AECOM
10 Patewood Drive, Bldg. VI, Suite 500, Greenville, SC 29615
T 864.234.3000 **F** 864.234.3069 www.aecom.com

September 28, 2009

Ms. Linda Ross, CPG
New York State Department of Environmental Conservation, Region 9
270 Michigan Avenue
Buffalo, New York 14203-2999

RE: Third Quarter 2009 Groundwater Monitoring Report
July 2009 Sampling Event
Former Scott Aviation Facility
Lancaster, New York
NYSDEC Site Code No. 9-15-149

Dear Ms. Ross:

On behalf of Scott Technologies, Inc., AECOM is pleased to provide the Third Quarter 2009 Groundwater Monitoring Report for the former Scott Aviation Facility (site) located in Lancaster, New York (Figure 1). Quarterly groundwater monitoring activities have been performed in accordance with the New York State Department of Environmental Conservation (NYSDEC), Administrative Order on Consent (AOC), Index No. B9-0377095-05, for the former Scott Aviation property (formerly Figgie International), NYSDEC Site Code No. 9-15-149. This report has been developed in accordance with the *New York State Department of Environmental Conservation, Division of Environmental Remediation, Draft DER-10 Technical Guidance for Site Investigation and Remediation,* dated December 2002.

Groundwater samples were collected from select monitoring wells in fulfillment of the site AOC groundwater monitoring requirements. A new monitoring schedule was implemented based on Table 10 presented in the *Remedial Action Engineering Report (October 15, 2007 through January 22, 2009),* dated April 2009, and the wells sampled during this groundwater event reflected this new schedule. Additionally, vapor samples were collected as part of the July 2009 sampling event from the remediation system's air discharge sampling ports to ensure that the treated system effluent was in compliance with NYSDEC vapor discharge guidance criteria. Included in this report are a description of the project background, groundwater and vapor monitoring activities, operation and maintenance (O&M) activities for the Dual Phase Extraction (DPE) system, and a summary of groundwater quality and vapor effluent results.

Project Background

Scott Aviation, Inc. was sold to Zodiac Acquisitions Corporation, and the facility is now occupied by AVOX Systems Inc. Responsibility for the DPE groundwater remediation system located at 25A Walter Winter Drive, west of AVOX Plant 2, was retained by Scott Technologies, Inc., the former parent company of Scott Aviation, Inc. Scott Technologies, Inc. has retained the services of AECOM for the ongoing O&M of the DPE remediation system and related groundwater monitoring activities.

AECOM conducted a site investigation during February 2003 in fulfillment of the document "Site Investigation Work Plan," dated December 31, 2002, and it was approved by NYSDEC on January 15, 2003. A comprehensive Site Investigation Completion Report (SICR) was submitted to NYSDEC on June 30, 2003; the report was approved by NYSDEC in August 2003. At the request of NYSDEC, AECOM prepared a Remedial Design Work Plan (RDWP) to complete the additional remedial work

recommended in the SICR. The RDWP was submitted on November 21, 2003, and it was approved by NYSDEC on January 5, 2004.

Per the approved RDWP, a DPE remediation system was installed at the site during the period of February 2004 through May 2004, and the DPE system was initially started on May 14, 2004. The DPE system was combined with a pre-existing groundwater collection trench (GWCT) system that started on March 1, 1996.

The objectives for this combined remediation system (collectively known as the combined DPE remediation system) include:

- Maintaining hydraulic capture of groundwater containing dissolved volatile organic compounds (VOCs) along the western Plant 2 property boundary;
- Inducing a depression in the water table surface and reversing the groundwater flow direction along the western Plant 2 property boundary; and
- Reducing VOC concentrations in perched groundwater and soil.

Figure 2 depicts the location of site groundwater monitoring wells and piezometers, the DPE recovery wells and system piping, the enclosed DPE system trailer, and the pre-existing GWCT and treatment building. Figure 3 provides the process and instrumentation diagram for the combined DPE remediation system.

At the conclusion of the initial one-year O&M period (May 14, 2004 to July 19, 2005), a Remedial Action Engineering Report (RAER) was prepared to summarize the DPE remediation system design, DPE remediation system start-up, O&M activities, quarterly monitoring data, as well as to provide recommendations for continued system operation, system optimization, sampling frequency, and O&M. The 2005 RAER was submitted to the NYSDEC on November 11, 2005. In a letter dated December 13, 2005, the NYSDEC accepted the 2005 RAER and requested the addition of site monitoring wells MW-4, MW-8R, and MW-16S to the quarterly site sampling schedule.

The second year of DPE groundwater remediation system operation was summarized in the RAER (July 20, 2005 through July 20, 2006) and was submitted to the NYSDEC in November 2006. The third year of DPE groundwater remediation system operation was summarized in the RAER (July 21, 2006 through October 15, 2007) and was submitted to the NYSDEC in January 2007. The fourth year of DPE groundwater remediation system operation was summarized in the RAER (October 15, 2007 through January 22, 2009) and was submitted to the NYSDEC in April 2009.

Per a phone conversation between the NYSDEC project manager and the AECOM project manager on April 10, 2009, an Annual Report summarizing the operation of the combined DPE remediation system will be required in the future in place of the RAER. As such, a comprehensive groundwater sampling event encompassing all site monitoring wells will be conducted in January of each year with subsequent submission of the Annual Report by April. The proposed groundwater monitoring schedule for the site through January 2010 is provided in Table 1.

Quarterly Groundwater Monitoring Activities – July 2009

AECOM personnel collected quarterly groundwater samples on July 21 and 22, 2009, in accordance with the procedures outlined in the NYSDEC-approved RDWP. Monitoring wells sampled in July 2009 included MW-2, MW-3, MW-4, MW-6, MW-10, MW-11, MW-12, and MW-16S (Figure 2). Field forms generated during this sampling event are provided in Appendix A. Groundwater samples were analyzed

for VOCs by United States Environmental Protection Agency (EPA) SW-846 Method 8260B by Test America Laboratories, Inc. located in Amherst, New York.

Prior to the collection of groundwater samples, a complete round of groundwater levels were measured in all site wells and piezometers. Table 2 provides a summary of groundwater elevations measured on July 21, 2009. A summary of current and historical groundwater levels and corresponding elevations and hydrographs for each monitoring well and nested piezometer pair are provided in Appendix B. Monitoring wells MW-2, MW-3, MW-6, MW-8R, MW-9, MW-10, MW-11, and MW-12 are screened across both the shallow and deep overburden groundwater zones. The nested piezometer pairs (MW-13S/D, MW-14S/D, MW-15S/D, and MW-16S/D) are discretely screened with one piezometer screened in the shallow overburden groundwater zone ('S' designation) and one piezometer screened in the deep overburden groundwater zone ('D' designation). Figure 4 provides the groundwater surface contours and the corresponding groundwater flow direction using monitoring well and deep piezometer water elevation data.

Groundwater elevations measured on July 21, 2009 ranged from as low as 670.42 feet above mean sea level (AMSL) at MW-16S to as high as 686.41 feet AMSL at MW-15S. Groundwater surface elevations across the site decreased by an average of approximately 0.78 feet since the last round of groundwater measurements collected on April 14, 2009. Based on the July 2009 water level measurements, the groundwater surface beneath the site exhibits inward flow towards the DPE wells and the GWCT. The observed groundwater depression is centered in the vicinity of extraction well DPE-2. As Figure 4 illustrates the DPE wells and the GWCT continue to induce groundwater flow reversal along the western AVOX Plant 2 property boundary. This reversal in groundwater flow provides sustained hydraulic capture of VOCs present in the overburden groundwater that might otherwise migrate off-site.

Groundwater Quality Results – July 2009

Table 3 summarizes the VOCs detected in the groundwater samples collected in July 2009. The table below summarizes VOCs detected in groundwater above their detection limits, their respective concentration ranges, the number of detections, and the number of those detections that exceeded the Site-specific Remedial Action Objectives (RAOs) or the New York Code of Rules and Regulations (NYCRR), Title 6, Part 702.15(a)(2) and 703.5. Note that in some cases the detection limits for certain VOCs were set above their respective RAO's due to dilution factors (high concentration of target analyte[s]).

Groundwater Quality Results
July 2009

VOCs Detected in Groundwater	Concentration Range (µg/L)	Number of Detections	Remedial Action Objective/NYCRR Exceedances
Vinyl Chloride	3.6 – 3,000	5	4
Chloroethane	4.5 – 650	5	4
1,1-Dichloroethane	0.79 – 1,500	4	3
cis-1,2-Dichloroethene	2.5 – 45,000	4	3
1,1,1-Trichloroethane	2.0 – 740	3	2
Trichloroethene	0.69 – 87,000	3	2
1,1-Dichloroethene	1.4 – 450	3	2
1,2-Dichloroethane	0.41 – 9.1	2	1
Acetone	1.5 – 2.3	2	0
Benzene	0.76	1	0

Ten VOCs were detected in groundwater above their associated detection limit during the monitoring period. Eight of the ten VOCs detected exceeded either the site-specific RAOs for groundwater or the NYCRR criteria. The most prevalent compounds detected in groundwater in July 2009 included Vinyl Chloride (VC), chloroethane, 1,1-Dichloroethane (1,1-DCA), cis-1,2-Dichloroethene (cis-1,2-DCE), 1,1,1-Trichloroethane (1,1,1-TCA), Trichloroethene (TCE), and 1,1-Dichloroethene. The occurrence of these compounds is primarily in the vicinity of the former on-site source area, and VOC concentrations decrease significantly in the vicinity of the perimeter monitoring wells.

An electronic copy of the analytical laboratory data package for the July 2009 groundwater monitoring event is provided as Appendix C on a compact disc (CD). A complete hard copy of the analytical data report is on file in AECOM's Greenville, South Carolina and Amherst, New York offices, and it can be made available upon request.

The presence and distribution of TCE daughter products (cis-1,2-DCE, VC, and chloroethane) and 1,1,1-TCA daughter products (1,1-DCA and chloroethane) provides supportive evidence that the attenuation of TCE and 1,1,1-TCA and its daughter products via reductive dechlorination continues to occur naturally at the site. The occurrence of these daughter products appears to be directly related to the distribution of TCE in the subsurface.

Historical trend plots illustrating concentrations of TCE, cis-1,2-DCE, VC, 1,1,1-TCA, 1,1-DCA, and chloroethane are provided in Appendix D. In general, VOC concentrations in groundwater continue to degrade as a result of naturally occurring reductive dechlorination processes. Additionally, VOCs in soil vapor and groundwater are also decreasing as a result of extraction and treatment through the combined DPE remediation system. Because TCE is considered the primary source of groundwater contamination at the site, a summary of historical and current TCE concentrations in groundwater for the eight monitoring wells and piezometers sampled in July 2009 is included in Table 4. Recall that the DPE component of the combined remediation system was started on May 14, 2004.

During this quarterly groundwater monitoring period, TCE was not detected above its RAO in site perimeter monitoring wells MW-2, MW-3, MW-6, MW-10, MW-11, and MW-12. As shown on Table 4, the concentration of TCE in groundwater in July 2009 decreased in MW-4, MW-11, and MW-16S when compared to the TCE results from the April 2009 sampling event. Note monitoring wells MW-13S and MW-8R were not sampled this quarter. The percent reduction in TCE concentration between April 2009 and July 2009 in MW-4 was 44%, in MW-11 was 27%, and in MW-16S was 33%. Overall, the concentrations of TCE detected during the July 2009 sampling event were below the concentrations of TCE detected during the April 2009 event.

Table 4 also shows the percent reduction in TCE concentrations between the baseline sampling event and the July 2009 monitoring event for each of the monitoring wells sampled. For each of the monitoring wells with historical TCE detections, there has been a decrease in the concentration of TCE detected. The percent reduction in TCE concentrations ranged from 72% in MW-4 to 93% in MW-11.

Overall, decreases in the concentration of TCE detected since the combined DPE groundwater remediation system was installed in May 2004 indicate the system continues to reduce VOC concentrations in perched groundwater and soil at the site. In addition, the treatment system also continues to prevent the off-site migration of high concentrations of TCE.

Quarterly Combined DPE Remediation System Vapor Effluent Monitoring Activities – July 2009

AECOM personnel collected vapor effluent samples from the combined DPE groundwater remediation system vapor discharge stacks on July 21, 2009. Summa canisters were used to collect vapor samples

from permanent sample ports located on two system air stacks. Figure 3 shows the location of both vapor sample ports. The first sample was obtained from the vapor effluent discharge for the liquid ring pump (LRP). The second sample was obtained from the air stripper (AS) unit discharge. Air samples were analyzed for VOCs by Method TO-14A by Test America Laboratories, Inc. located in Burlington, Vermont.

Combined DPE Remediation System Effluent Monitoring Results – July 2009

The system vapor effluent results are summarized in Table 5, and an electronic copy of the analytical laboratory data package is provided on the enclosed CD in Appendix C (complete hard copy available in AECOM's Greenville, South Carolina and Amherst, New York offices). Five VOCs were detected in the combined DPE remediation system LRP effluent and 11 VOCs were detected in the AS unit effluent. The total VOCs discharged in the LRP effluent were 236,230 micrograms per cubic meter ($\mu g/m^3$) and 718 $\mu g/m^3$ in the AS unit effluent. The calculated VOC discharge-loading rate for the combined DPE remediation system was approximately 0.26 pounds per hour (lb/hr), which is below the NYSDEC discharge guidance value of 0.5 lb/hr.

Dual Phase Extraction System Operation and Maintenance

AECOM monitored system performance, conducted routine O&M, and responded to system alarms and periodic breakdowns of the combined DPE remediation system. O&M activities conducted in addition to routine O&M activities during the monitoring period included the following:

- On May 13-14, 2009, AECOM's subcontractor Matrix Environmental performed scale abatement activities for extraction wells DPE-1, DPE-2, and DPE-5 and also for the associated system conveyance piping. All DPE extraction wells (except for DPE-6, which is located in the center of the previously excavated area) were brought on line.
- On May 14, 2009, AECOM subcontractor Matrix Environmental disassembled, cleaned, and replaced the LRP solenoid valve as a result of the DPE system shutting down due to overheating. Matrix Environmental also installed a flow meter on the AS unit exhaust piping.
- On May 14, 2009, AECOM performed O&M on the AS unit including disassembling and power washing trays and replacing tray gaskets and fasteners. '
- On June 30, 2009, AECOM subcontractor OP-Tech visited the site to troubleshoot LRP alarms observed during the June 26, 2009 O&M visit.
- During the week of July 6, 2009, AECOM subcontractor Matrix Environmental removed the motor for the LRP and sent it to an authorized repair shop for refurbishing. The LRP was reinstalled by Matrix on July 16, 2009, and the DPE system was restarted.
- On July 14, 2009, Heritage Environmental Services, LLC picked up one partially-filled 55 gallon drum containing O&M solids (F002 waste code).
- On July 14, 2009, AECOM performed the Third Quarter 2009 Discharge Monitoring Report sampling for the Erie County/Buffalo Pollution Discharge Elimination System, Permit No. 08-02-E4045. Only the GWCT was running during sample collection.
- AECOM continued to monitor light non-aqueous phase liquid (LNAPL) absorbent socks installed in monitoring wells MW-4, MW-8R, MW-13S, and MW-16S. Periodic sheens of LNAPL observed in these wells may serve as a sink for the solvents contained in groundwater at the site.

The combined DPE remediation system ran intermittently during the monitoring period. Based on a system operational period from April 14, 2009 through July 21, 2009, the total combined DPE system

runtime was approximately 45 percent. This runtime percentage was derived from the LRP run timer divided by the monitoring time period. During this operational period, AECOM observed that the AS unit totalizer was not able to record the relatively low flow (~3 gallons per minute [gpm]) when only the GWCT was running as compared to the flow (~20gpm) when both the DPE and GWCT systems were running simultaneously. As a result, the total volume processed by the combined DPE remediation system for the Third Quarter of 2009 was estimated using the current quarterly run time and average volume, run time, and flow rate calculated during the past four quarters. During this operational period, the DPE system collected an estimated 48,782 gallons of groundwater at an average flow rate of 0.34 gpm. The GWCT collected 147,857 gallons of groundwater at an average flow rate of 1.05 gpm. Therefore, the estimated total volume of groundwater treated and discharged by the AS unit to the local sanitary sewer was 196,639 gallons at a combined average flow rate of 1.39 gpm.

Summary

The combined DPE remediation system (DPE and GWCT) was fully operational during Third Quarter 2009 groundwater sampling activities that occurred July 21-22, 2009. TCE was not detected above its RAO in site perimeter monitoring wells MW-2, MW-3, MW-6, MW-10, MW-11, and MW-12. A decrease in the concentration of TCE detected in all the wells was observed when compared to the results from the previous sampling event conducted in April 2009.

Based on the results of the July 2009 sampling event, the combined DPE remediation system continues to maintain hydraulic capture of the overburden groundwater. In addition, the system continues to make progress towards the reduction of the concentration of VOCs present in site soil and groundwater. Vapor emissions produced by the combined system during the Third Quarter 2009 were less than the NYSDEC discharge guidance value of 0.5 lb/hr.

The next quarterly site monitoring event is scheduled for October 2009, and a list of the monitoring wells and piezometers to be sampled is included in Table 1. If you have any questions regarding this submission, please do not hesitate to contact me at (864) 234-3053 or via e-mail at timothy.renn@aecom.com.

Sincerely,

AECOM

Timothy S. Renn, P.E.
Project Manager

\Enclosures

cc: Matt Forcucci, NYSDOH – Western Regional Office (Electronic Copy)
Bill Saskowski, AVOX Systems Inc. (Electronic Copy)
John Perkins, Tyco Safety Products (Electronic Copy)
Dino Zack, AECOM (Electronic Copy)
Project File 71149
Facility File

FIGURES

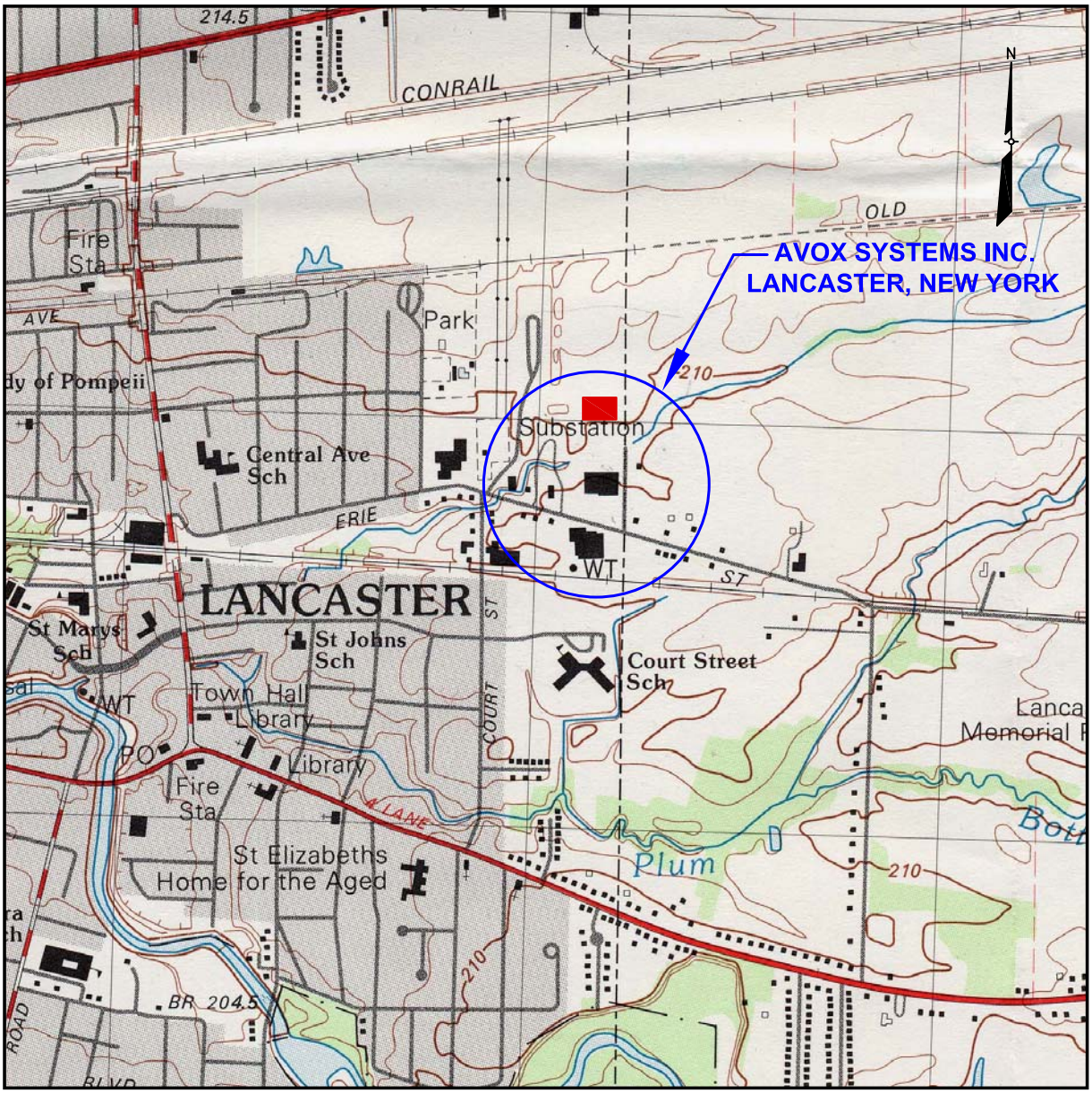

SOURCE:
1982 GEOLOGIC SURVEY 7.5 X 15 MINUTE TOPOGRAPHIC QUADRANGLE
LANCASTER, NEW YORK

LEGEND

AVOX PLANT 3 ADDED AFTER PUBLICATION OF LANCASTER, NEW YORK TOPOGRAPHIC QUADRANGLE.

0 1000 2000
SCALE IN FEET

AECOM

FIGURE 1
SITE LOCATION MAP

AVOX SYSTEMS INC.
LANCASTER, NEW YORK

\\USGRNS01\data\work\71149\CADD\71149_000 Site Loc Map.dwg, 2/3/2009 9:26:41 AM, mandy.splawn

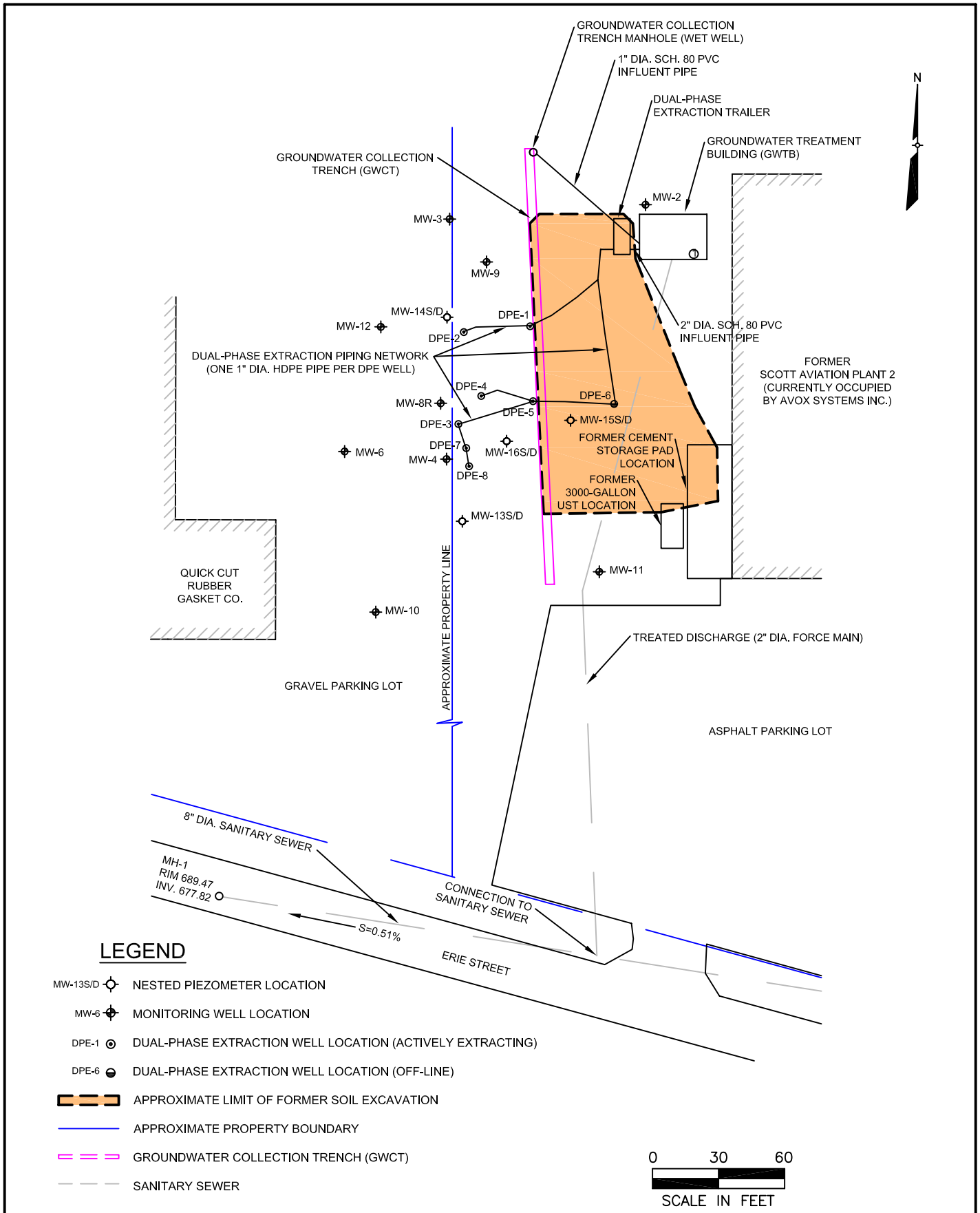

AECOM

FIGURE 2
SITE FEATURES MAP

FORMER SCOTT AVIATION FACILITY
LANCASTER, NEW YORK

\\USGRNS01\data\work\71149\CADD\71149_001 Site Plan Oct 2008.dwg, 8/27/2009 12:13:42 PM, splawnm

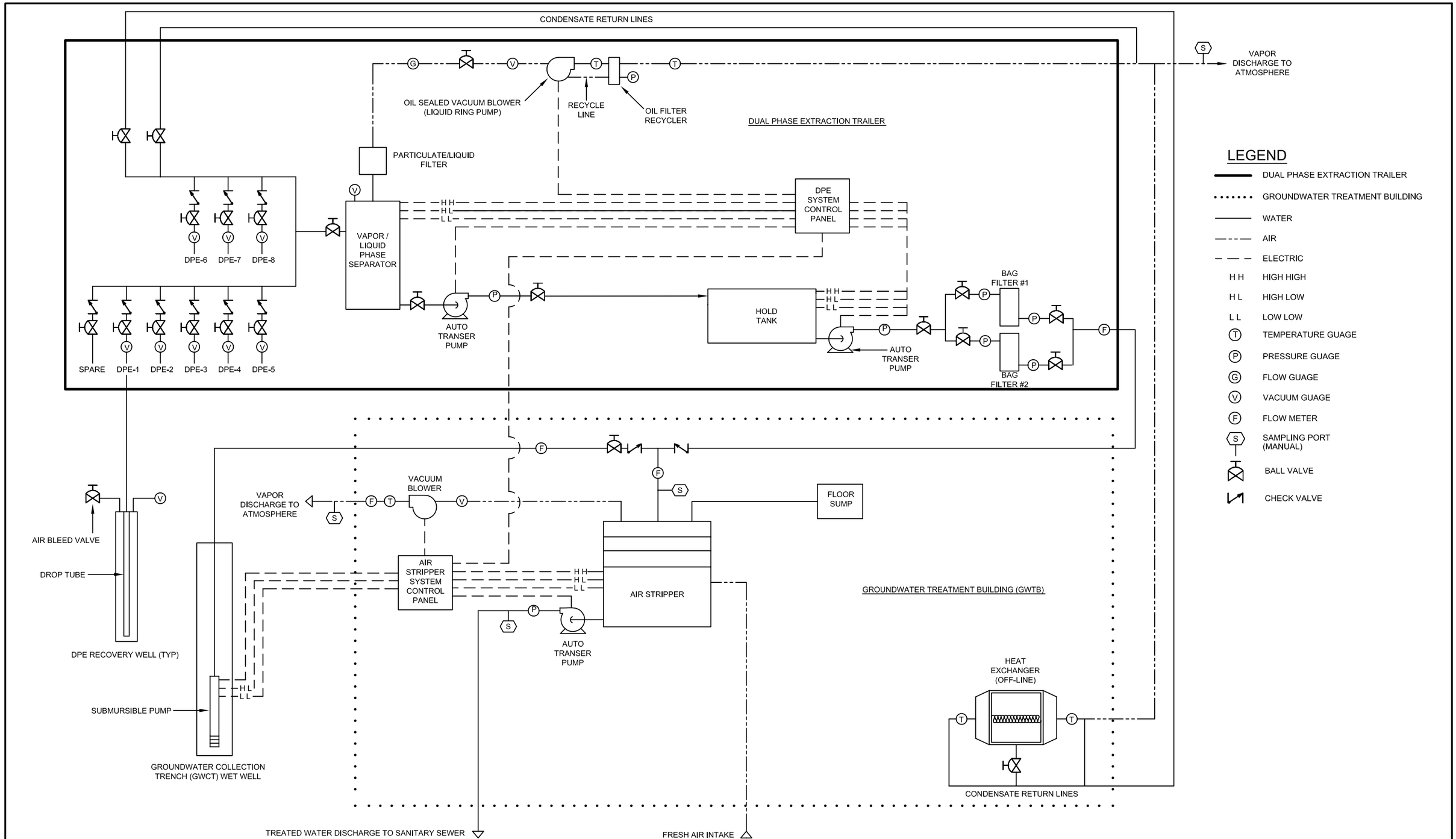

AECOM

FIGURE 3
PROCESS AND INSTRUMENTATION DIAGRAM FOR COMBINED DUAL PHASE EXTRACTION REMEDIATION SYSTEM
FORMER SCOTT AVIATION FACILITY
LANCASTER, NEW YORK

L:\work\71149\CADD\71149_052 P&ID for combined Dual Phase Ext Rem Sys.dwg, 6/2/2009 2:21:20 PM, mandy.splawn

Table 2
Quarterly Groundwater Monitoring Water Level Data – July 21, 2009
Former Scott Aviation Facility
Lancaster, New York

Monitoring Point Identification	Top of Casing Elevation	Depth to Water (feet from TOC)	Ground Water Elevation (feet MSL)
Monitoring Wells			
MW-2	690.35	6.25	684.10
MW-3	687.02	11.51	675.51
MW-4	686.42	12.35	674.07
MW-6	686.53	11.50	675.03
MW-8R	686.21	13.57	672.64
MW-9	688.64	15.20	673.44
MW-10	687.41	10.56	676.85
MW-11	688.65	14.51	674.14
MW-12	686.15	9.66	676.49
Nested Piezometers			
MW-13S	686.60	10.91	675.69
MW-13D	686.73	12.86	673.87
MW-14S	685.70	7.25	678.45
MW-14D	685.82	15.15	670.67
MW-15S	687.52	1.11	686.41
MW-15D	687.62	14.61	673.01
MW-16S	690.37	19.95	670.42
MW-16D	690.55	18.28	672.27

Notes:
TOC - Top of Casing
MSL - Mean Sea Level

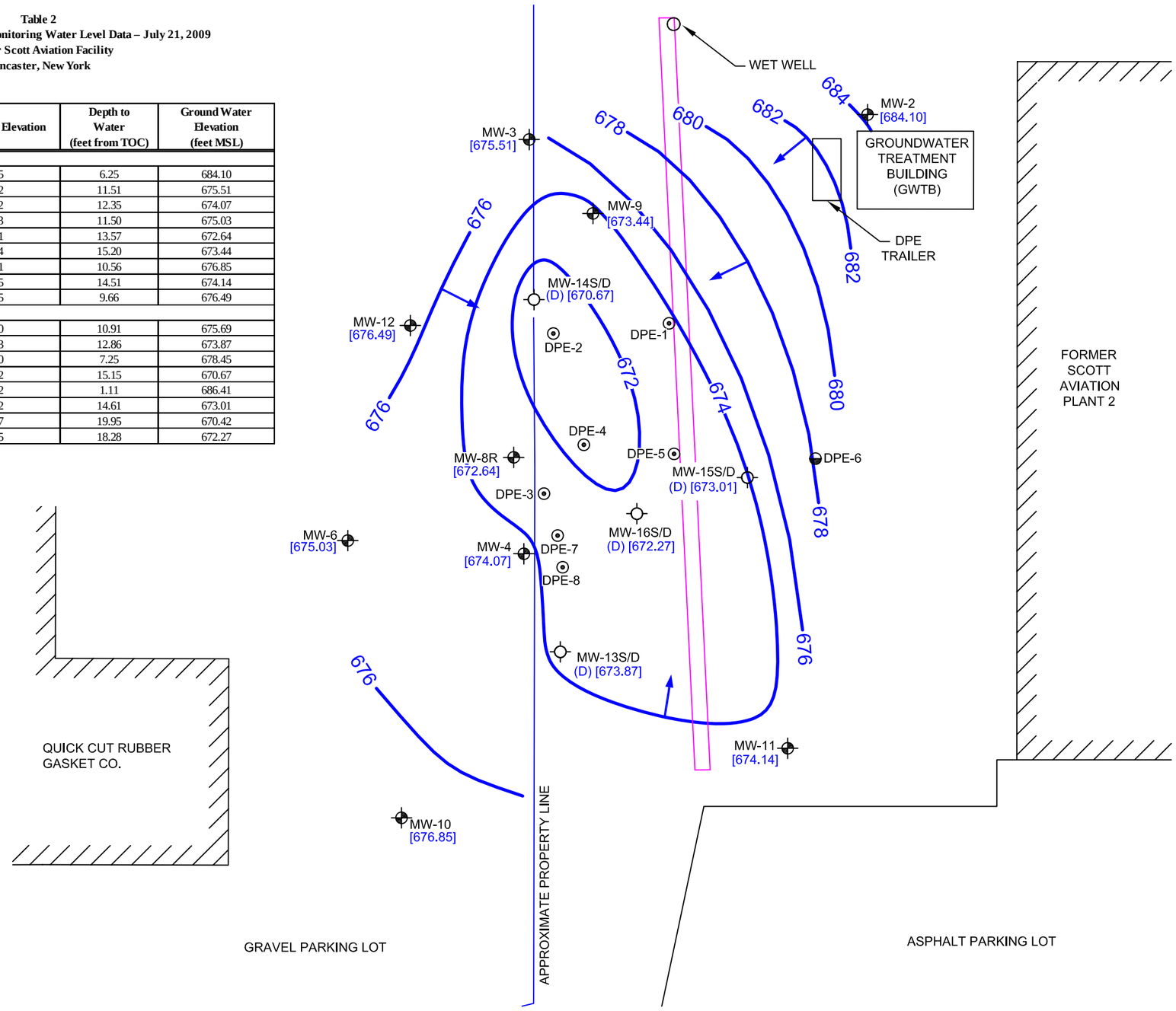

LEGEND

MW-13S/D	NESTED PIEZOMETER LOCATION
MW-9	MONITORING WELL LOCATION
DPE-8	DUAL-PHASE EXTRACTION WELL LOCATION (ACTIVELY EXTRACTING)
DPE-2	DUAL-PHASE EXTRACTION WELL LOCATION (OFF-LINE)
[672.64]	GROUNDWATER SURFACE ELEVATION IN FEET MSL
674	ESTIMATED GROUNDWATER SURFACE CONTOUR IN FEET MSL
	GROUND WATER FLOW DIRECTION
(D)	DEEP PIEZOMETER
	GROUNDWATER COLLECTION TRENCH (GWCT)
	APPROXIMATE PROPERTY BOUNDARY

NOTES

1. GROUNDWATER ELEVATIONS FROM THE DEEP PIEZOMETER PAIR LOCATIONS (i.e. MW-13D, MW-14D, MW-15D, MW-16D) WERE USED TO CREATE THE GROUNDWATER SURFACE CONTOURS.
2. GROUNDWATER WATER LEVELS WERE COLLECTED ON JULY 21, 2009.

0 15 30 60
SCALE IN FEET

AECOM

FIGURE 4
GROUNDWATER SURFACE CONTOUR MAP
JULY 2009
DEEP OVERBURDEN GROUNDWATER LEVELS
FORMER SCOTT AVIATION FACILITY
LANCASTER, NEW YORK

71149

\\USGRNS01\data\work\71149\CADD\71149_054 GW Surf Cont Jul_2009 (DEEP).dwg, 8/27/2009 12:05:18 PM, splawnm

TABLES

Table 1
Groundwater Monitoring Schedule – July 2009 through January 2010
Former Scott Aviation Facility
Lancaster, New York

Event Date	Number of Wells/Piezometers Sampled	Wells/Piezometers Sampled			
Quarterly Groundwater Monitoring					
July 2009	8	MW-2 MW-10	MW-3 MW-11	MW-4 MW-12	MW-6 MW-16S
October 2009	8	MW-2 MW-10	MW-3 MW-11	MW-6 MW-12	MW-8R MW-13S
January 2010	17	MW-2 MW-8R MW-12 MW-14D MW-16D	MW-3 MW-9 MW-13S MW-15S	MW-4 MW-10 MW-13D MW-15D	MW-6 MW-11 MW-14S MW-16S

Table 2
Quarterly Groundwater Monitoring Water Level Data – July 21, 2009
Former Scott Aviation Facility
Lancaster, New York

Monitoring Point Identification	Top of Casing Elevation	Depth to Water (feet from TOC)	Ground Water Elevation (feet MSL)
Monitoring Wells			
MW-2	690.35	6.25	684.10
MW-3	687.02	11.51	675.51
MW-4	686.42	12.35	674.07
MW-6	686.53	11.50	675.03
MW-8R	686.21	13.57	672.64
MW-9	688.64	15.20	673.44
MW-10	687.41	10.56	676.85
MW-11	688.65	14.51	674.14
MW-12	686.15	9.66	676.49
Nested Piezometers			
MW-13S	686.60	10.91	675.69
MW-13D	686.73	12.86	673.87
MW-14S	685.70	7.25	678.45
MW-14D	685.82	15.15	670.67
MW-15S	687.52	1.11	686.41
MW-15D	687.62	14.61	673.01
MW-16S	690.37	19.95	670.42
MW-16D	690.55	18.28	672.27

Notes:
TOC - Top of Casing
MSL - Mean Sea Level

Table 3
Summary of Laboratory Analytical Data for Groundwater
Former Scott Aviation Facility
Lancaster, New York

Sample ID Date Collected Lab Sample ID	Groundwater RAO/ NYCRR Objectives	MW-2 07/21/09 RSG0821-05	MW-3 07/21/09 RSG0821-06	MW-4 07/22/09 RSG0821-07	Dup (MW-4) 07/22/09 RSG0821-02	MW-6 07/21/09 RSG0821-08
Volatile Organic Compounds by Method 8260 (µg/L)						
Benzene	1	**0.76 J**	< 5.0 U	< 250 DU	< 250 DU	< 5.0 U
Chloroethane	5	**12**	**4.5 J**	< 250 DU	< 250 DU	< 5.0 U
Acetone	50	< 25 U	< 25 U	< 1200 DU	< 1200 DU	< 25 U
1,1-Dichloroethane	5	< 5.0 U	**10**	**68 DJ**	**60 DJ**	< 5.0 U
1,2-Dichloroethane	0.6	< 5.0 U	< 5.0 U	< 250 DU	< 250 DU	< 5.0 U
1,1-Dichloroethene	5	< 5.0 U	< 5.0 U	**41 DJ**	**42 DJ**	< 5.0 U
cis-1,2-Dichloroethene	5	< 5.0 U	**2.5 J**	**4700 D**	**4300 D**	< 5.0 U
1,1,1-Trichloroethane	5	< 5.0 U	< 5.0 U	**110 DJ**	**100 DJ**	< 5.0 U
Trichloroethene	5	< 5.0 U	< 5.0 U	**2300 D**	**2200 D**	< 5.0 U
Vinyl chloride	5	< 5.0 U	**23**	**410 D**	**390 D**	< 5.0 U

Sample ID Date Collected Lab Sample ID	Groundwater RAO/ NYCRR Objectives	MW-10 07/21/09 RSG0821-03	MW-11 07/21/09 RSG0821-04	MW-12 07/21/09 RSG0821-10	MW-16S 07/22/09 RSG0821-09
Volatile Organic Compounds by Method 8260 (µg/L)					
Benzene	1	< 5.0 U	< 5.0 U	< 5.0 U	< 5000 DU
Chloroethane	5	< 5.0 U	**16**	**9.2**	**650 DJ**
Acetone	50	< 25 U	**1.5 J**	**2.3 J**	< 5000 DU
1,1-Dichloroethane	5	< 5.0 U	< 5.0 U	**0.79 J**	**1500 DJ**
1,2-Dichloroethane	0.6	< 5.0 U	**9.1**	**0.41 J**	< 5000 DU
1,1-Dichloroethene	5	< 5.0 U	**1.4 J**	< 5.0 U	**450 DJ**
cis-1,2-Dichloroethene	5	< 5.0 U	**37**	< 5.0 U	**45000 D**
1,1,1-Trichloroethane	5	< 5.0 U	**2 J**	< 5.0 U	**740 DJ**
Trichloroethene	5	< 5.0 U	**0.69 J**	< 5.0 U	**87000 D**
Vinyl chloride	5	< 5.0 U	**9.9**	**3.6 J**	**3000 DJ**

Notes:
µg/L - micrograms per liter
RAO - Remedial Action Objective
NYCRR - New York Code of Rules and Regulations, Title 6, Part 702.15 (a)(2) and 703.5
* - Secondary screening criteria from NYS Department of Environmental Conservation, Division of Water, Technical and Operational Guidance Series (TOGS) 1.1.1,
Bold font indicates the analyte was detected
Bold font, shading, and outline indicates the screening criteria was exceeded
U - Indicates result was below detection limit of target analyte(s)
D - Indicates sample was diluted due to high concentration(s) of target analyte(s)
J - Indicates an estimated value

Table 4
Summary of Historical and Current Trichloroethene Concentrations
Former Scott Aviation Facility
Lancaster, New York

	TCE Concentration (µg/L)														
Well ID	**Apr 2003[1]**	**Apr 2004[2]**	**Oct 2004[3,4]**	**Jan 2005[4]**	**Apr 2005[4,5]**	**Jul 2005[4]**	**Oct 2005[4]**	**Jan 2006[4]**	**Apr 2006[4]**	**Jul 2006[4]**	**Oct 2006[4]**	**Jan 2007[4]**	**Apr 2007[4]**	**Jul 2007[4]**	**Oct 2007[4]**
MW-2	<1	NA	NA	NA	<10	NA	NA	<25	<25	<25	<5	<5	<20	<5	<5
MW-3	<1	NA	NA	NA	<10	NA	NA	<25	<25	<25	<5	<5	<20	<5	5
MW-4	249	NA	8,100	20,000	NA	NA	NA	6,500	3,200	2,400	2,600	2,800	4,900	1,100	4,800
MW-6	<1	NA	<10	<10	<10	<5	<5	<5	<5	<5	<5	<5	<5	<5	0.63
MW-8R	NA	NA	35,000	23,000	15,000	9,200	13,000	42,000	14,000	16,000	13,000	1,600	19,000	29,000	2,200
MW-10	<1	NA	NA	NA	<10	NA	NA	<5	<5	<5	<5	<5	<5	<5	<5
MW- 11	NA	NA	NA	NA	<10	NA	NA	2.2	<20	<20	6.8	2.6	0.89	<5	0.71
MW-12	NA	NA	13	<10	<10	<5	<5	<25	<25	<25	NA	<5	<20	<5	<5
MW-13S	NA	10,000	2,100	10,000	760	870	410	NA	NA	17,000	1,300	1,700	4,400	220	570
MW-16S	NA	860,000	200,000	420,000	400,000	480,000	440,000	470,000	260,000	310,000	77,000	44,000	94,000	86,000	130,000

Notes:
NA - Not Analyzed
DPE Remediation System started on May 14, 2004.
NS - Not sampled
[1] - Considered baseline sampling event for MW-2, MW-3, MW-6, and MW-10.
[2] - Considered baseline sampling event for MW-13S and MW-16S.
[3] - Considered baseline sampling event for MW-4 and MW-12.
[4] - DPE system operational.
[5] - Considered baseline sampling event for MW-11 (TCE = 10 µg/L).
[6] - TCE concentration reduction between **April 2009** and **July 2009** sampling events for each monitoring well sampled.
[7] - TCE concentration reduction between baseline sampling event and **July 2009** sampling event for each monitoring well.

Table 4
Summary of Historical and Current Trichloroethene Concentrations
Former Scott Aviation Facility
Lancaster, New York

	TCE Concentration (µg/L)														
Well ID	**Jan 2008[4]**	**Apr 2008[4]**	**Jul 2008[4]**	**Oct 2008[4]**	**Jan 2009[4]**	**Apr 2009[4]**	**Jul 2009**	**Oct 2009**	**Jan 2010**					**TCE Reduction[6] (%)**	**TCE Reduction[7] (%)**
MW-2	<5	<5	<5	<5	<5	<5	<5							Never Detected	Never Detected
MW-3	<5	<5	<5	<5	<5	<5	<5							Only one detection in Oct 2007	Only one detection in Oct 2007
MW-4	9,200	5,800	500	6,300	19,000	4,100	2,300							44	72
MW-6	<5	<5	<5	<5	<5	<5	<5							Only one detection in Oct 2007	Only one detection in Oct 2007
MW-8R	38,000	12,000	7,400	22,000	8,400	13,000	NS							NS	NS
MW-10	<5	<5	<5	<5	<5	<5	<5							Never Detected	Never Detected
MW- 11	1.1	0.49	1	0.81	0.77	0.95	0.69							27	93
MW-12	<5	<5	<5	<5	NA	<5	<5							Not Detected	Not Detected
MW-13S	1,800	580	1,800	5,800	3,400	3,400	NS							NS	NS
MW-16S	67,000	76,000	58,000	63,000	92,000	130,000	87,000							33	90

Notes:
NA - Not Analyzed
DPE Remediation System started on May 14, 2004.
NS - Not sampled
[1] - Considered baseline sampling event for MW-2, MW-3, MW-6, and MW-10.
[2] - Considered baseline sampling event for MW-13S and MW-16S.
[3] - Considered baseline sampling event for MW-4 and MW-12.
[4] - DPE system operational.
[5] - Considered baseline sampling event for MW-11 (TCE = 10 µg/L).
[6] - TCE concentration reduction between **April 2009** and **July 2009** sampling events for each monitoring well sampled.
[7] - TCE concentration reduction between baseline sampling event and **July 2009** sampling event for each monitoring well sampled.

Table 5
Vapor Monitoring Results - July 2009
Former Scott Aviation Facility
Lancaster, New York

Sample ID:	LRP Effluent	AS Effluent
Sample Date:	7/21/2009	7/21/2009
VOCs by Method TO-14A (µg/m^3)		
Benzene	510 U	2.6
Carbon Disulfide	1200 U	9.7
Vinyl Chloride	4,100	19
Xylene	690 U	3.5
Toluene	600 U	23
1,1,1-Trichloroethane	4,300 U	6.5
Chloroethane	1,100 U	47
1,1-Dichloroethene	630	3.2 U
1,1-Dichloroethane	2,500	11
Cyclohexane	550 U	5.9
cis-1,2-Dichloroethene	99,000	350
Trichloroethene	130,000	240
Total Detected VOCs (µg/m^3)	236,230	718
Vacuum (inches Hg)*	22	NA
Air Flow Rate (scfm)*	200	200
Air Flow Rate (acfm)	294	220
VOC discharge loading (lb/hr)	0.2602	0.0006
Total VOC discharge loading (lb/hr)	**0.261**	

Notes:
* The LRP flow rate used for the calculation was recorded during the sampling activity (200 scfm, (22 in. Hg) on July 21, 2009. The air stripper flow rate measured on this date was 200 scfm.
NA = Not Applicable
1. µg/m^3 = micrograms per cubic meter
2. in Hg = inches of mercury
3. scfm = standard cubic feet per minute
4. acfm = actual cubic feet per minute
5. lb/hr = pounds per hour
6. LRP Effluent represents the untreated vapor discharge for the Liquid Ring Pump unit.
7. AS Effluent represents the untreated vapor discharge for the Air Stripper unit.

Qualifiers:
U - Not detected at or above reporting limit (reporting limit not included in the Total Detected VOCs).

APPENDIX A

FIELD FORMS

EARTH TECH
A tyco INTERNATIONAL LTD. COMPANY

GROUNDWATER SAMPLING LOG

Date (mo/day/yr)	7/22/2009	Casing Diameter	2 inches
Field Personnel	TMR	Casing Material	PVC
Site Name	**Former Scott Aviation Site - Lancaster, NY**	Measuring Point Elevation	690.35 1/100 ft
Earth Tech Job #	**71149**	Height of Riser (above land surface)	1/100 ft
Well ID #	MW-2	Land Surface Elevation	1/100 ft
Upgradient	Downgradient	Screened Interval (below land surface)	7-17 1/100 ft
Weather Conditions	Sunny, humid		
Air Temperature	65°F ° F		
Total Depth (TWD) Below Top of Casing =	17 1/100 ft		
Depth to Groundwater (DGW) Below Top of Casing =	7.08 1/100 ft		
Length of Water Column (LWC) = TWD - DGW =	9.92 1/100 ft		
1 Casing Volume (OCV) = LWC x	0.163 = 1.62 gal		
3 Casing Volumes =	4.85 gal		
Method of Well Evacuation	Peristaltic Pump		
Method of Sample Collection	Peristaltic Pump/Poly Tubing		
Total Volume of Water Removed	6.3 liter		

Container	Analysis (Method)	# Bottles	Preservative	Dup - MS/MSD
VOA 40 mL glass	TCL VOCs (8260B)	2	HCL, 4°C	

FIELD ANALYSES

Flow Rate (ml/min)	200	200	180	180	180	180	180	
Time (Minutes)	9:05	9:10	9:15	9:20	9:25	9:30	9:35	
Depth to Groundwater Below Top of Casing (ft)	8.00	8.10	8.25	8.42	8.51	8.60	8.69	
Drawdown (ft)	-0.92	-0.10	-0.15	-0.17	-0.09	-0.09	-0.09	
pH (S.U.)	6.53	6.48	6.50	6.50	6.50	6.46	6.43	
Sp. Cond. (mS/cm)	1.362	1.348	1.248	1.195	1.102	1.056	1.012	
Turbidity (NTUs)	4.96	4.35	4.94	4.25	4.99	5.02	6.00	
Dissolved Oxygen (mg/L)	2.25	1.03	0.66	0.58	0.56	0.56	0.58	
Water Temperature (°C)	15.24	15.11	15.35	15.66	15.52	15.39	15.4	
ORP (mV)	-76.4	-79.9	-83.3	-77.6	-72.0	-69.2	-64.9	

Physical appearance at start — Color: clear/scaling; Odor: no; Sheen/Free Product: _____

Physical appearance at sampling — Color: clear; Odor: no; Sheen/Free Product: _____

COMMENTS/OBSERVATIONS: Tubing set at mid-point of screen. Samples collected at 09:35 hrs.

EARTH TECH
A tyco INTERNATIONAL LTD. COMPANY

GROUNDWATER SAMPLING LOG

Date (mo/day/yr)	7/22/2009	Casing Diameter	2 inches
Field Personnel	TMR	Casing Material	PVC
Site Name	**Former Scott Aviation Site - Lancaster, NY**	Measuring Point Elevation	687.72 1/100 ft
Earth Tech Job #	**71149**	Height of Riser (above land surface)	1/100 ft
Well ID #	MW-3	Land Surface Elevation	1/100 ft
	Upgradient / Downgradient	Screened Interval (below land surface)	7.5 - 27.5 1/100 ft
Weather Conditions	Sunny, humid		
Air Temperature	70°F ° F		
Total Depth (TWD) Below Top of Casing =	28 1/100 ft		
Depth to Groundwater (DGW) Below Top of Casing =	11.55 1/100 ft		
Length of Water Column (LWC) = TWD - DGW =	16.45 1/100 ft		
1 Casing Volume (OCV) = LWC x	0.163 = 2.68 gal		
3 Casing Volumes =	8.04 gal		
Method of Well Evacuation	Peristaltic Pump		
Method of Sample Collection	Peristaltic Pump/Poly Tubing		
Total Volume of Water Removed	6.13 liter		

Container	Analysis (Method)	# Bottles	Preservative	Dup - MS/MSD
VOA 40 mL glass	TCL VOCs (8260B)	2	HCL, 4°C	

FIELD ANALYSES

Flow Rate (ml/min)	175	175	175	175	175	175	175	
Time (Minutes)	9:45	9:50	9:55	10:00	10:05	10:10	10:15	
Depth to Groundwater Below Top of Casing (ft)	12.50	13.30	13.44	13.65	13.85	13.98	14.05	
Drawdown (ft)	-0.95	-0.80	-0.14	-0.21	-0.20	-0.13	-0.07	
pH (S.U.)	6.87	6.92	6.93	6.91	6.90	6.89	6.84	
Sp. Cond. (mS/cm)	0.94	0.938	0.935	0.928	0.928	0.939	0.976	
Turbidity (NTUs)	28.6	9.6	7.4	6.5	5.2	5.8	5.6	
Dissolved Oxygen (mg/L)	1.43	0.63	1.65	1.01	0.77	0.71	0.67	
Water Temperature (°C)	13.37	13.23	12.92	12.70	12.68	12.72	12.78	
ORP (mV)	-31.7	-38.9	-40.8	-39.8	-38.4	-30.9	-28.6	

Physical appearance at start — Color: clear, with a lot of iron bacteria; Odor: no; Sheen/Free Product: no

Physical appearance at sampling — Color: clear; Odor: no; Sheen/Free Product: no

COMMENTS/OBSERVATIONS: Tubing set at mid-point of screen. Samples collected at 10:15hrs. Empty flow through cell of iron bacteria after initial reading.

EARTH TECH
A tyco INTERNATIONAL LTD. COMPANY

GROUNDWATER SAMPLING LOG

Date (mo/day/yr)	7/22/2009	Casing Diameter	2 inches
Field Personnel	TMR	Casing Material	PVC
Site Name	**Former Scott Aviation Site - Lancaster, NY**	Measuring Point Elevation	686.64 1/100 ft
Earth Tech Job #	**71149**	Height of Riser (above land surface)	1/100 ft
Well ID #	MW-4	Land Surface Elevation	1/100 ft
	Upgradient / Downgradient	Screened Interval (below land surface)	15.5 - 25.5 1/100 ft
Weather Conditions	Partly cloudy, humid		
Air Temperature	82°F		
Total Depth (TWD) Below Top of Casing =	26 1/100 ft		
Depth to Groundwater (DGW) Below Top of Casing =	12.22 1/100 ft		
Length of Water Column (LWC) = TWD - DGW =	13.78 1/100 ft		
1 Casing Volume (OCV) = LWC x	0.163 = 2.25 gal		
3 Casing Volumes =	6.74 gal		
Method of Well Evacuation	Peristaltic Pump		
Method of Sample Collection	Peristaltic Pump/Poly Tubing		
Total Volume of Water Removed	5.25 liter		

Container	Analysis (Method)	# Bottles	Preservative	Dup - MS/MSD
VOA 40 mL glass	TCL VOCs (8260B)	2	HCL, 4°C	
VOA 40 mL glass	TCL VOCs (8260B)	2	HCL, 4°C	Dup

FIELD ANALYSES

Flow Rate (ml/min)	175	175	150	150	150	150	150	
Time (Minutes)	12:50	12:55	13:00	13:05	13:10	13:15	13:20	
Depth to Groundwater Below Top of Casing (ft)	13.63	14.02	14.28	14.52	14.77	14.88	15.02	
Drawdown (ft)	-1.41	-0.39	-0.26	-0.24	-0.25	-0.11	-0.14	
pH (S.U.)	6.81	6.79	6.82	6.81	6.79	6.75	6.72	
Sp. Cond. (mS/cm)	1.349	1.303	0.947	0.896	0.986	1.015	1.115	
Turbidity (NTUs)	8.46	8.05	6.5	4.59	4.43	4.25	4.41	
Dissolved Oxygen (mg/L)	1.46	1.04	1.10	1.19	1.30	1.32	1.32	
Water Temperature (°C)	16.58	15.52	15.36	15.36	15.03	14.92	14.87	
ORP (mV)	-13.1	-11.2	-5.9	-3.6	-3.7	-3.9	-4.7	

Physical appearance at start — Color: clear, trace iron bacteria; Odor: no; Sheen/Free Product: no

Physical appearance at sampling — Color: clear; Odor: no; Sheen/Free Product: no

COMMENTS/OBSERVATIONS: Samples collected at 13:20 hrs; tubing set at mid-point of screen. Duplicate sampled collected and give a time of 12:40.

EARTH TECH
A tyco INTERNATIONAL LTD. COMPANY

GROUNDWATER SAMPLING LOG

Date (mo/day/yr)	7/21/2009	Casing Diameter	2 inches
Field Personnel	JMR	Casing Material	PVC
Site Name	**Former Scott Aviation Site - Lancaster, NY**	Measuring Point Elevation	686.68 1/100 ft
Earth Tech Job #	**71149**	Height of Riser (above land surface)	1/100 ft
Well ID #	MW-6	Land Surface Elevation	1/100 ft
____ Upgradient	____ Downgradient	Screened Interval (below land surface)	14.5 - 24.5 1/100 ft
Weather Conditions	Overcast		
Air Temperature	70°F		
Total Depth (TWD) Below Top of Casing =	25 1/100 ft		
Depth to Groundwater (DGW) Below Top of Casing =	11.03 1/100 ft		
Length of Water Column (LWC) = TWD - DGW =	13.97 1/100 ft		
1 Casing Volume (OCV) = LWC x	0.163 = 2.28 gal		
3 Casing Volumes =	6.83 gal		
Method of Well Evacuation	Peristaltic Pump		
Method of Sample Collection	Peristaltic Pump/Poly Tubing		
Total Volume of Water Removed	5.68 liter		

Container	Analysis (Method)	# Bottles	Preservative	Dup - MS/MSD
VOA 40 mL glass	TCL VOCs (8260B)	2	HCL, 4°C	

FIELD ANALYSES

Flow Rate (ml/min)	180	180	180	180	180	180	180	180
Time (Minutes)	10:13	10:18	10:23	10:28	10:33	10:38	10:43	10:48
Depth to Groundwater Below Top of Casing (ft)	12.50	12.81	13.40	13.81	14.07	14.15	14.25	14.32
Drawdown (ft)	-1.47	-0.31	-0.59	-0.41	-0.26	-0.08	-0.1	-0.07
pH (S.U.)	6.92	7.15	6.98	7.07	7.2	7.24	7.26	7.26
Sp. Cond. (mS/cm)	0.856	0.866	0.863	0.849	0.833	0.821	0.812	0.804
Turbidity (NTUs)	8.8	5.8	3.9	3.0	3.6	3.1	3.0	2.9
Dissolved Oxygen (mg/L)	1.01	1.04	1.05	0.70	0.59	0.61	0.62	0.58
Water Temperature (°C)	14.78	14.14	13.8	13.86	14.1	14.12	13.93	13.9
ORP (mV)	-4.3	-19.6	-16.1	-26.1	-39.3	-44.7	-49.2	-51.3

Physical appearance at start	Color clear	Physical appearance at sampling	Color clear
	Odor no		Odor no
Sheen/Free Product	no	Sheen/Free Product	no

COMMENTS/OBSERVATIONS Tubing set at mid-point of screen. Samples collected at 10:55hrs.

EARTH TECH
A tyco INTERNATIONAL LTD. COMPANY

GROUNDWATER SAMPLING LOG

Date (mo/day/yr)	07/21/09	Casing Diameter	2 inches
Field Personnel	JMR	Casing Material	PVC
Site Name	**Former Scott Aviation Site - Lancaster, NY**	Measuring Point Elevation	687.72 1/100 ft
Earth Tech Job #	**71149**	Height of Riser (above land surface)	1/100 ft
Well ID #	MW-10	Land Surface Elevation	1/100 ft
	Upgradient / Downgradient	Screened Interval (below land surface)	3.5 - 23.5 1/100 ft
Weather Conditions	Overcast		
Air Temperature	70°F ° F		
Total Depth (TWD) Below Top of Casing =	24 1/100 ft		
Depth to Groundwater (DGW) Below Top of Casing =	10.57 1/100 ft		
Length of Water Column (LWC) = TWD - DGW =	13.43 1/100 ft		
1 Casing Volume (OCV) = LWC x 0.163 =	2.19 gal		
3 Casing Volumes =	6.57 gal		
Method of Well Evacuation	Peristaltic Pump		
Method of Sample Collection	Peristaltic Pump/Poly Tubing		
Total Volume of Water Removed	11.63 liter		

Container	Analysis (Method)	# Bottles	Preservative	Dup - MS/MSD
VOA 40 mL glass	TCL VOCs (8260B)	2	HCL, 4°C	

FIELD ANALYSES

Flow Rate (ml/min)	180	180	180	180	180	150	150	150
Time (Minutes)	11:20	11:25	11:30	11:35	11:40	11:45	11:50	11:55
Depth to Groundwater Below Top of Casing (ft)	11.10	11.25	11.75	11.96	12.15	12.31	12.42	12.60
Drawdown (ft)	-0.53	-0.15	-0.50	-0.24	-0.19	-0.16	-0.11	-0.18
pH (S.U.)	6.69	6.64	6.61	6.6	6.58	6.63	6.63	6.65
Sp. Cond. (mS/cm)	1.960	1.987	2.000	2.002	1.985	1.935	1.882	1.755
Turbidity (NTUs)	4	8.5	8.4	8.2	6.2	5.6	5.3	4.8
Dissolved Oxygen (mg/L)	1.25	0.81	0.59	0.46	0.41	0.38	0.36	0.34
Water Temperature (°C)	15.49	15.04	14.71	14.37	14.18	14.12	14.03	13.90
ORP (mV)	35.0	34.2	34.7	31.9	28.3	18.0	10.3	-3.3

Physical appearance at start	Color clear	Physical appearance at sampling	Color clear
	Odor no		Odor no
Sheen/Free Product	no	Sheen/Free Product	no

COMMENTS/OBSERVATIONS Tubing set at mid-point of screen. Samples collected at 12:10 hrs.

EARTH TECH
A tyco INTERNATIONAL LTD. COMPANY

GROUNDWATER SAMPLING LOG

Date (mo/day/yr)	07/21/09	Casing Diameter	2 inches
Field Personnel	JMR	Casing Material	PVC
Site Name	**Former Scott Aviation Site - Lancaster, NY**	Measuring Point Elevation	687.72 1/100 ft
Earth Tech Job #	**71149**	Height of Riser (above land surface)	1/100 ft
Well ID #	MW-10	Land Surface Elevation	1/100 ft
	Upgradient / Downgradient	Screened Interval (below land surface)	3.5 - 23.5 1/100 ft
Weather Conditions	Overcast		
Air Temperature	70°F ° F		
Total Depth (TWD) Below Top of Casing =	24 1/100 ft		
Depth to Groundwater (DGW) Below Top of Casing =	10.57 1/100 ft		
Length of Water Column (LWC) = TWD - DGW =	13.43 1/100 ft		
1 Casing Volume (OCV) = LWC x 0.163 =	2.19 gal		
3 Casing Volumes =	6.57 gal		
Method of Well Evacuation	Peristaltic Pump		
Method of Sample Collection	Peristaltic Pump/Poly Tubing		
Total Volume of Water Removed	11.63 liter		

Container	Analysis (Method)	# Bottles	Preservative	Dup - MS/MSD
VOA 40 mL glass	TCL VOCs (8260B)	2	HCL, 4°C	

FIELD ANALYSES

Flow Rate (ml/min)	150	150						
Time (Minutes)	12:00	12:05						
Depth to Groundwater Below Top of Casing (ft)	12.70	12.78						
Drawdown (ft)	-0.10	-0.08						
pH (S.U.)	6.68	6.67						
Sp. Cond. (mS/cm)	1.724	1.724						
Turbidity (NTUs)	3.0	2.9						
Dissolved Oxygen (mg/L)	0.33	0.35						
Water Temperature (°C)	13.87	13.81						
ORP (mV)	-14.2	-17.4						

Physical appearance at start	Color	clear	Physical appearance at sampling	Color clear
	Odor	no		Odor no
Sheen/Free Product			Sheen/Free Product	

COMMENTS/OBSERVATIONS Tubing set at mid-point of screen. Samples collected at 12:10 hrs.

EARTH TECH
A tyco INTERNATIONAL LTD. COMPANY

GROUNDWATER SAMPLING LOG

Date (mo/day/yr)	07/22/09	Casing Diameter	2 inches
Field Personnel	TMR	Casing Material	PVC
Site Name	**Former Scott Aviation Site - Lancaster, NY**	Measuring Point Elevation	688.61 1/100 ft
Earth Tech Job #	**71149**	Height of Riser (above land surface)	1/100 ft
Well ID #	MW-11	Land Surface Elevation	1/100 ft
	Upgradient / Downgradient	Screened Interval (below land surface)	8.5 - 28.5 1/100 ft
Weather Conditions	Slightly cloudy, humid		
Air Temperature	75°F		
Total Depth (TWD) Below Top of Casing =	28.5 1/100 ft		
Depth to Groundwater (DGW) Below Top of Casing =	14.21 1/100 ft		
Length of Water Column (LWC) = TWD - DGW =	14.29 1/100 ft		
1 Casing Volume (OCV) = LWC x	0.163 = 2.33 gal		
3 Casing Volumes =	6.99 gal		
Method of Well Evacuation	Peristaltic Pump		
Method of Sample Collection	Peristaltic Pump/Poly Tubing		
Total Volume of Water Removed	6.8 liter		

Container	Analysis (Method)	# Bottles	Preservative	Dup - MS/MSD
VOA 40 mL glass	TCL VOCs (8260B)	2	HCL, 4°C	

FIELD ANALYSES

Flow Rate (ml/min)	170	170	170	170	170	170	170	170
Time (Minutes)	11:15	11:20	11:25	11:30	11:35	11:40	11:45	11:50
Depth to Groundwater Below Top of Casing (ft)	14.72	17.84	15.01	15.25	15.38	15.47	15.52	15.55
Drawdown (ft)	-0.51	-3.12	2.83	-0.24	-0.13	-0.09	-0.05	-0.03
pH (S.U.)	6.58	6.56	6.58	6.61	6.64	6.65	6.62	6.62
Sp. Cond. (mS/cm)	2.799	2.819	2.706	2.583	2.499	2.495	2.505	2.515
Turbidity (NTUs)	2.8	1.9	1.1	1.7	1.6	0.9	0.9	0.9
Dissolved Oxygen (mg/L)	1.28	0.76	0.48	0.40	0.36	0.35	0.33	0.34
Water Temperature (°C)	15.00	14.49	14.19	14.2	14.15	14.02	13.98	13.90
ORP (mV)	21.9	19	17.8	13.5	7.4	5.9	5.5	5.1

Physical appearance at start	Color	clear	Physical appearance at sampling	Color	clear
	Odor	no		Odor	no
Sheen/Free Product	no		Sheen/Free Product	no	

COMMENTS/OBSERVATIONS Tubing set at mid-point of screen. Samples collected at 11:50 hrs.

EARTH TECH
A tyco INTERNATIONAL LTD. COMPANY

GROUNDWATER SAMPLING LOG

Date (mo/day/yr)	07/22/09	Casing Diameter	4 inches
Field Personnel	TMR	Casing Material	PVC
Site Name	**Former Scott Aviation Site - Lancaster, NY**	Measuring Point Elevation	685.79 1/100 ft
Earth Tech Job #	**71149**	Height of Riser (above land surface)	1/100 ft
Well ID #	MW-12	Land Surface Elevation	1/100 ft
	Upgradient / Downgradient	Screened Interval (below land surface)	7 - 27 1/100 ft
Weather Conditions	Sunny, humid		
Air Temperature	70°F		
Total Depth (TWD) Below Top of Casing =	27.5 1/100 ft		
Depth to Groundwater (DGW) Below Top of Casing =	9.77 1/100 ft		
Length of Water Column (LWC) = TWD - DGW =	17.73 1/100 ft		
1 Casing Volume (OCV) = LWC x	0.163 = 2.89 gal		
3 Casing Volumes =	8.67 gal		
Method of Well Evacuation	Peristaltic Pump		
Method of Sample Collection	Peristaltic Pump/Poly Tubing		
Total Volume of Water Removed	7 liter		

Container	Analysis (Method)	# Bottles	Preservative	Dup - MS/MSD
VOA 40 mL glass	TCL VOCs (8260B)	2	HCL, 4°C	

FIELD ANALYSES

VOLUME PURGED (ml)	200	200	200	200	200	200	200	
Time (Minutes)	10:30	10:35	10:40	10:45	10:50	10:55	11:00	
Depth to Groundwater Below Top of Casing (ft)	9.92	10.18	10.43	10.61	10.79	10.82	10.95	
Drawdown (ft)	-0.15	-0.26	-0.25	-0.18	-0.18	-0.03	-0.13	
pH (S.U.)	6.62	6.6	6.57	6.55	6.54	6.54	6.54	
Sp. Cond. (mS/cm)	1.258	1.258	1.256	1.254	1.26	1.262	1.262	
Turbidity (NTUs)	6.0	4.6	3.4	3.0	3.1	2.9	2.7	
Dissolved Oxygen (mg/L)	0.89	1.05	1.01	0.96	0.89	0.82	0.78	
Water Temperature (°C)	14.92	14.59	14.59	14.62	14.99	15.22	15.19	
ORP (mV)	-18.4	-21.2	-21.4	-19.2	-21.5	-23.8	-27.7	

Physical appearance at start	Color	clear	Physical appearance at sampling	Color	clear
	Odor	no		Odor	no
Sheen/Free Product			Sheen/Free Product		

COMMENTS/OBSERVATIONS Tubing set at mid-point of screen. Samples collected at 11:00 hrs.

GROUNDWATER SAMPLING LOG

Date (mo/day/yr)	7/22/2009	Casing Diameter	1 inches
Field Personnel	TMR	Casing Material	PVC
Site Name	**Former Scott Aviation Site - Lancaster, NY**	Measuring Point Elevation	685.84 1/100 ft
Earth Tech Job #	**71149**	Height of Riser (above land surface)	1/100 ft
Well ID #	MW-16S	Land Surface Elevation	1/100 ft
	Upgradient / Downgradient	Screened Interval (below land surface)	12 - 18 1/100 ft
Weather Conditions	Partly coudy, humid		
Air Temperature	82°F		
Total Depth (TWD) Below Top of Casing =	24 1/100 ft		
Depth to Groundwater (DGW) Below Top of Casing =	20.09 1/100 ft		
Length of Water Column (LWC) = TWD - DGW =	3.91 1/100 ft		
1 Casing Volume (OCV) = LWC x	0.163 = 0.64 gal		
3 Casing Volumes =	1.91 gal		
Method of Well Evacuation	Peristaltic Pump		
Method of Sample Collection	Peristaltic Pump/Poly Tubing		
Total Volume of Water Removed	3.75 liter		

Container	Analysis (Method)	# Bottles	Preservative	Dup - MS/MSD
VOA 40 mL glass	TCL VOCs (8260B)	2	HCL, 4°C	

FIELD ANALYSES

Flow Rate (ml/min)	150	150	150	150	150			
Time (Minutes)	13:50	13:55	14:00	14:05	14:10			
Depth to Groundwater Below Top of Casing (ft)	-	-	-	-	-			
Drawdown (ft)	-	-	-	-	-			
pH (S.U.)	6.79	6.79	6.75	6.79	6.8			
Sp. Cond. (mS/cm)	1.285	1.285	1.295	1.302	1.298			
Turbidity (NTUs)	26.3	18.6	25.6	21.5	23.6			
Dissolved Oxygen (mg/L)	1.8	1.52	1.02	0.98	0.88			
Water Temperature (°C)	16.43	16.25	16.35	16.42	16.45			
ORP (mV)	39.2	31.7	25.6	19.6	17.2			

Physical appearance at start — Color: clear, with a lot of iron bacteria; Odor: yes; Sheen/Free Product: yes-sheen

Physical appearance at sampling — Color: clear, with of iron bacteria; Odor: yes; Sheen/Free Product: yes-sheen

COMMENTS/OBSERVATIONS

Samples collected at 14:50 hrs; tubing set at mid-point of screen. After second round of readings, flow through cell was emptied to remove iron bacteria. NAPL was observed on tubing and water probe. Well went dry after fifth round of data. Waited for well to recharge before collecting sample.

APPENDIX B

SUMMARY OF GROUNDWATER ELEVATIONS

MONITORING WELL MW-2
SUMMARY OF GROUNDWATER ELEVATIONS
Former Scott Aviation Site
Lancaster, New York

Date	Depth to Water from TOC (ft)	Groundwater Elevation (ft MSL)
11/7/2003	7.29	683.06
4/8/2004	NM	NA
10/12/2004	NM	NA
1/6/2005	5.92	684.43
4/14/2005	6.50	683.85
7/20/2005	7.77	682.58
10/4/2005	6.08	684.27
1/5/2006	9.56	680.79
4/11/2006	6.65	683.70
7/10/2006	7.79	682.56
10/18/2006	6.11	684.24
1/9/2007	6.27	684.08
2/28/2007	5.20	685.15
4/16/2007	5.99	684.36
7/2/2007	7.22	683.13
10/15/2007	8.15	682.20
1/8/2008	5.73	684.62
4/2/2008	5.95	684.40
7/1/2008	4.9	685.45
9/30/2008	7.4	682.95
1/19/2009	6.75	683.60
4/14/2009	6.15	684.20
7/21/2009	6.25	684.10

NOTES:
ft MSL - feet mean sea level
NA - Not Available
NM - Not Measured
TOC - top of PVC casing
TOC Elevation - 690.35
DPE and GWCT down on 2/28/07
DPE down on 1/8/08
TOC Elevation as of 6/13/08 - 690.35

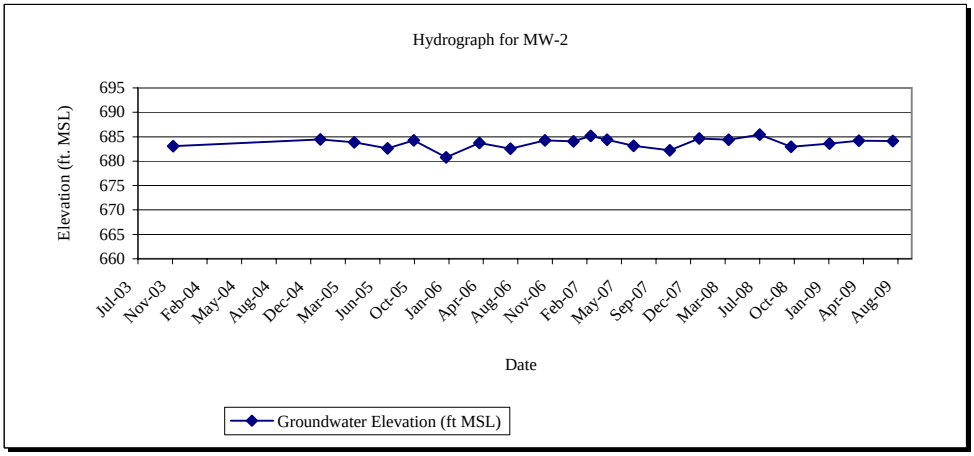

MONITORING WELL MW-3
SUMMARY OF GROUNDWATER ELEVATIONS
Former Scott Aviation Site
Lancaster, New York

Date	Depth to Water from TOC (ft)	Groundwater Elevation (ft MSL)
11/7/2003	12.76	674.96
4/8/2004	NM	NA
10/12/2004	NM	NA
1/6/2005	11.65	676.07
4/14/2005	12.64	675.08
7/20/2005	12.73	674.99
10/4/2005	7.38	680.34
1/5/2006	11.31	676.41
4/11/2006	11.84	675.88
7/10/2006	12.31	675.41
10/18/2006	10.82	676.9
1/9/2007	10.99	676.73
2/28/2007	3.99	683.73
4/16/2007	11.87	675.85
7/2/2007	13.35	674.37
10/17/2007	13.1	674.62
1/8/2008	7.61	680.11
4/2/2008	11.71	676.01
7/1/2008	10.75	676.27
9/30/2008	11.95	675.07
1/19/2009	10.94	676.08
4/14/2009	10.94	676.08
7/21/2009	11.51	675.51

NOTES:
ft MSL - feet mean sea level
NA - Not Available
NM - Not Measured
TOC - top of PVC casing
TOC Elevation - 687.72
DPE and GWCT down on 2/28/07
DPE down on 1/8/08
TOC Elevation as of 6/13/08 - 687.02

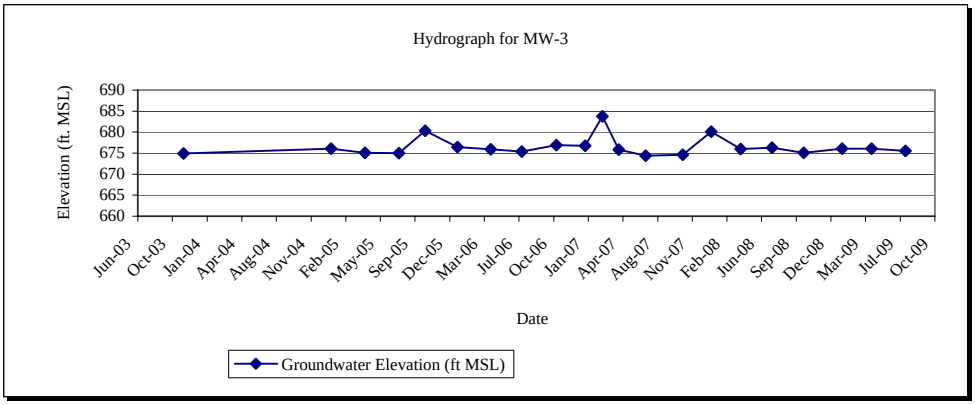

MONITORING WELL MW-4
SUMMARY OF GROUNDWATER ELEVATIONS
Former Scott Aviation Site
Lancaster, New York

Date	Depth to Water from TOC (ft)	Groundwater Elevation (ft MSL)
11/7/2003	8.54	678.10
4/8/2004	NM	NA
10/12/2004	11.40	675.24
1/6/2005	9.20	677.44
4/14/2005	NM	NA
7/20/2005	NM	NA
10/4/2005	15.24	671.40
1/5/2006	15.71	670.93
4/11/2006	18.56	668.08
7/10/2006	15.02	671.62
10/18/2006	15.21	671.43
1/9/2007	14.00	672.64
2/28/2007	2.54	684.10
4/16/2007	12.45	674.19
7/2/2007	14.89	671.75
10/17/2007	12.91	673.73
1/8/2008	5.59	681.05
4/2/2008	9.31	677.33
7/1/2008	13.91	672.51
9/30/2008	13.55	672.87
1/19/2009	10.78	675.64
4/14/2009	8.90	677.52
7/21/2009	12.35	674.07

NOTES:
ft MSL - feet mean sea level
NA - Not Available
NM - Not Measured
TOC - top of PVC casing
TOC Elevation - 686.64
DPE and GWCT down on 2/28/07
DPE down on 1/8/08
TOC Elevation as of 6/13/08 - 686.42

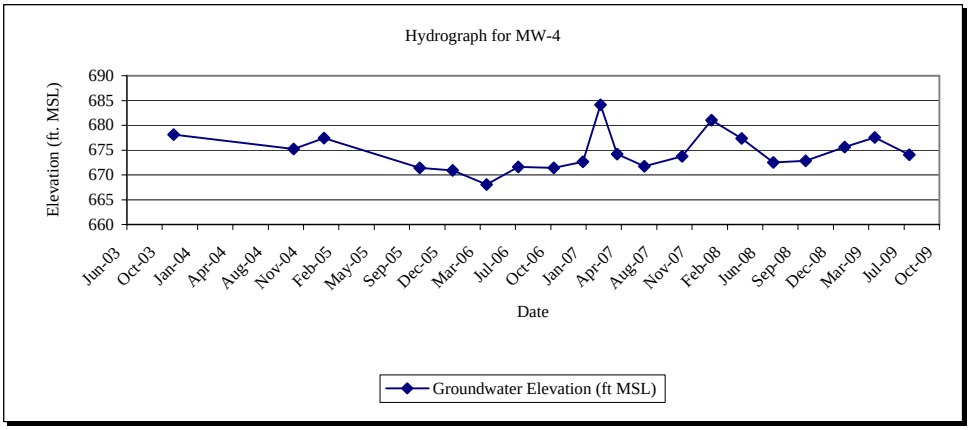

MONITORING WELL MW-6
SUMMARY OF GROUNDWATER ELEVATIONS
Former Scott Aviation Site
Lancaster, New York

Date	Depth to Water from TOC (ft)	Groundwater Elevation (ft MSL)
11/7/2003	11.06	675.62
4/8/2004	NM	NA
10/12/2004	9.95	676.73
1/6/2005	13.00	673.68
4/14/2005	11.57	675.11
7/20/2005	12.88	673.80
10/4/2005	8.55	678.13
1/5/2006	12.11	674.57
4/11/2006	11.91	674.77
7/10/2006	12.5	674.18
10/18/2006	11.02	675.66
1/9/2007	11.1	675.58
2/28/2007	4.35	682.33
4/16/2007	11.81	674.87
7/2/2007	12.85	673.83
10/17/2007	13.09	673.59
1/8/2008	7.02	679.66
4/2/2008	11.00	675.68
7/1/2008	10.98	675.55
9/30/2008	11.39	675.14
1/19/2009	9.68	676.85
4/14/2009	10.02	676.51
7/21/2009	11.50	675.03

NOTES:
ft MSL - feet mean sea level
NA - Not Available
NM - Not Measured
TOC - top of PVC casing
TOC Elevation - 686.68
DPE and GWCT down on 2/28/07
DPE down on 1/8/08
TOC Elevation as of 6/13/08 - 686.53

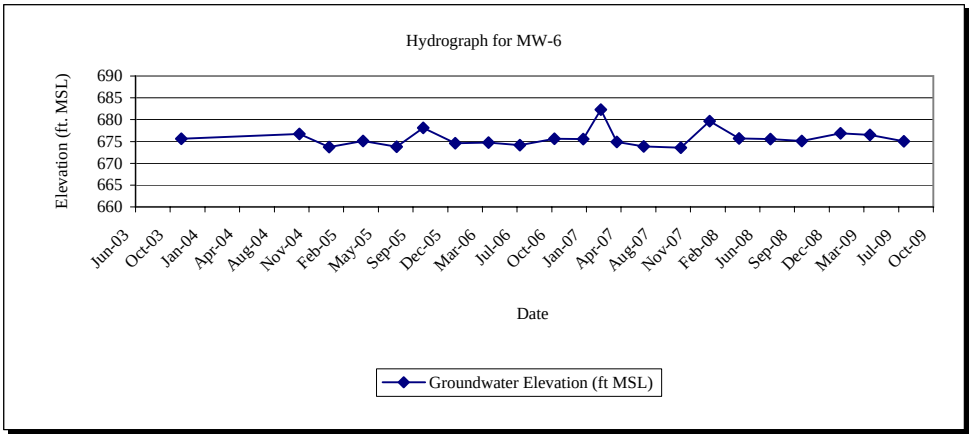

MONITORING WELL MW-8R
SUMMARY OF GROUNDWATER ELEVATIONS
Former Scott Aviation Site
Lancaster, New York

Date	Depth to Water from TOC (ft)	Groundwater Elevation (ft MSL)
4/8/2004	NM	NA
10/12/2004	12.75	672.92
1/6/2005	7.45	678.22
4/14/2005	14.45	671.22
7/20/2005	NM	NA
10/4/2005	NM	NA
1/6/2006	15.51	670.16
4/11/2006	15.65	670.02
7/10/2006	14.9	670.77
10/18/2006	15.72	669.95
1/9/2007	15.76	669.91
2/28/2007	10.78	674.89
4/16/2007	15.60	670.07
7/2/2007	16.29	669.38
10/15/2007	18.50	667.17
1/8/2008	4.99	680.68
4/2/2008	13.19	672.48
7/1/2008	12.15	674.06
9/30/2008	15.83	670.38
1/19/2009	11.55	674.66
4/14/2009	11.20	675.01
7/21/2009	13.57	672.64

NOTES:
ft MSL - feet mean sea level
NA - Not Available
NM - Not Measured
TOC - top of PVC casing
TOC Elevation - 685.67
DPE and GWCT down on 2/28/07
DPE down on 1/8/08
TOC Elevation as of 6/13/08 - 686.21

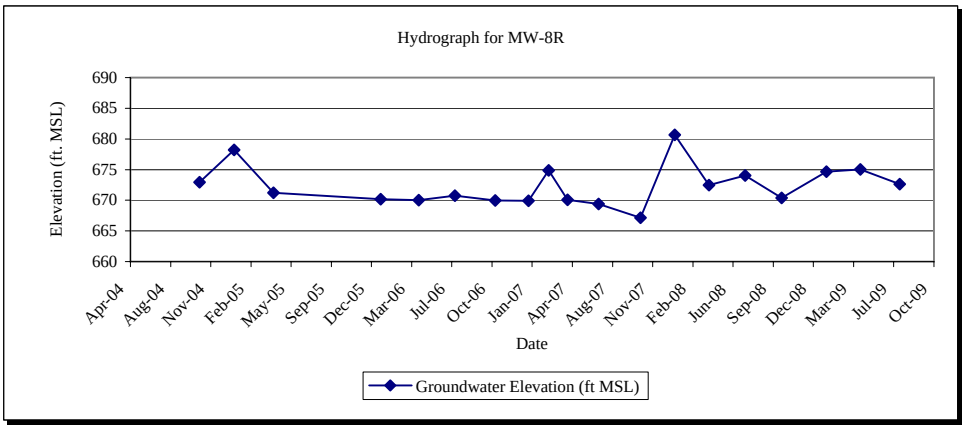

MONITORING WELL MW-9
SUMMARY OF GROUNDWATER ELEVATIONS
Former Scott Aviation Site
Lancaster, New York

Date	Depth to Water from TOC (ft)	Groundwater Elevation (ft MSL)
11/7/2003	13.03	672.4
4/8/2004	NM	NA
10/12/2004	13.68	671.75
1/6/2005	12.89	672.54
4/14/2005	12.74	672.69
7/20/2005	13.88	671.55
10/4/2005	7.22	678.21
1/5/2006	12.79	672.64
4/11/2006	13.50	671.93
7/10/2006	13.24	672.19
10/18/2006	11.00	674.43
1/9/2007	12.24	673.19
2/28/2007	1.66	683.77
4/16/2007	13.15	672.28
7/2/2007	13.00	672.43
10/17/2007	13.95	671.48
1/8/2008	6.70	678.73
4/2/2008	10.61	674.82
7/1/2008	14.25	674.39
9/30/2008	15.67	672.97
1/19/2009	14.48	674.16
4/14/2009	15.48	673.16
7/21/2009	15.20	673.44

NOTES:
ft MSL - feet mean sea level
NA - Not Available
NM - Not Measured
TOC - top of PVC casing
TOC Elevation - 685.43
DPE and GWCT down on 2/28/07
DPE down on 1/8/08
TOC Elevation as of 6/13/08 - 688.64

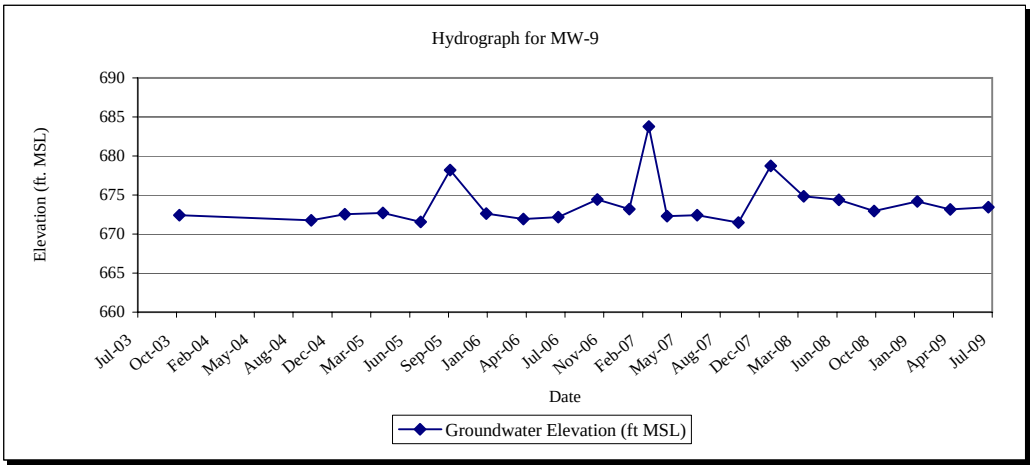

MONITORING WELL MW-10
SUMMARY OF GROUNDWATER ELEVATIONS
Former Scott Aviation Site
Lancaster, New York

Date	Depth to Water from TOC (ft)	Groundwater Elevation (ft MSL)
11/7/2003	10.75	676.97
4/8/2004	NM	NA
10/12/2004	NM	NA
1/6/2005	10.28	677.44
4/14/2005	11.50	676.22
7/20/2005	12.43	675.29
10/4/2005	9.58	678.14
1/5/2006	11.28	676.44
4/11/2006	10.91	676.81
7/10/2006	10.90	676.82
10/18/2006	10.13	677.59
1/9/2007	10.21	677.51
2/28/2007	4.30	683.42
4/16/2007	10.93	676.79
7/2/2007	12.21	675.51
10/17/2007	13.15	674.57
1/8/2008	7.03	680.69
4/2/2008	9.91	677.81
7/1/2008	10.04	677.37
9/30/2008	11.05	676.36
1/19/2009	9.74	677.67
4/14/2009	9.14	678.27
7/21/2009	10.56	676.85

NOTES:
ft MSL - feet mean sea level
NA - Not Available
NM - Not Measured
TOC - top of PVC casing
TOC Elevation - 687.72
DPE and GWCT down on 2/28/07
DPE down on 1/8/08
TOC Elevation as of 6/13/08 - 687.41

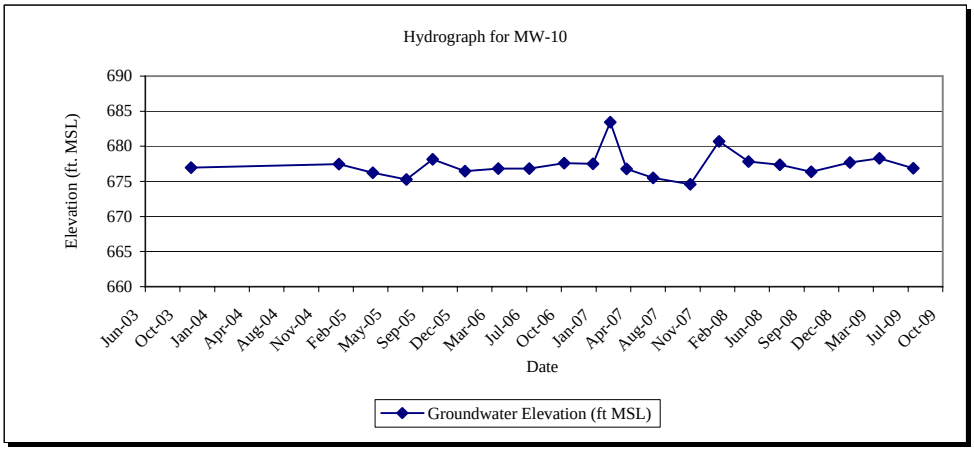

MONITORING WELL MW-11
SUMMARY OF GROUNDWATER ELEVATIONS
Former Scott Aviation Site
Lancaster, New York

Date	Depth to Water from TOC (ft)	Groundwater Elevation (ft MSL)
4/8/2004	NM	NA
10/12/2004	NM	NA
1/6/2005	15.59	673.02
4/14/2005	11.59	677.02
7/20/2005	17.34	671.27
10/4/2005	10.45	678.16
1/5/2006	16.58	672.03
4/11/2006	13.52	675.09
7/10/2006	13.75	674.86
10/18/2006	14.35	674.26
1/9/2007	15.26	673.35
2/28/2007	6.34	682.27
4/16/2007	11.55	677.06
7/2/2007	17.30	671.31
10/16/2007	17.69	670.92
1/8/2008	11.73	676.88
4/2/2008	14.78	673.83
7/1/2008	13.91	674.74
9/30/2008	15.25	673.4
1/19/2009	13.45	675.2
4/14/2009	13.50	675.15
7/21/2009	14.51	674.14

NOTES:
ft MSL - feet mean sea level
NA - Not Available
NM - Not Measured
TOC - top of PVC casing
TOC Elevation - 688.61
DPE and GWCT down on 2/28/07
DPE down on 1/8/08
TOC Elevation as of 6/13/08 - 688.65

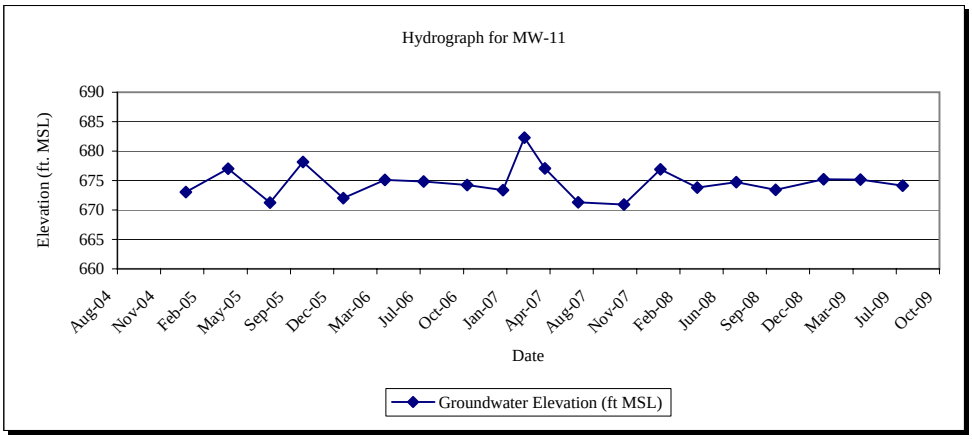

MONITORING WELL MW-12
SUMMARY OF GROUNDWATER ELEVATIONS
Former Scott Aviation Site
Lancaster, New York

Date	Depth to Water from TOC (ft)	Groundwater Elevation (ft MSL)
4/8/2004	NM	NA
10/12/2004	10.64	675.15
1/6/2005	6.18	679.61
4/14/2005	6.80	678.99
7/20/2005	11.95	673.84
10/4/2005	7.36	678.43
1/5/2006	6.8	678.99
4/11/2006	6.76	679.03
7/10/2006	11.35	674.44
10/18/2006	NM*	NA
1/9/2007	6.35	679.44
2/28/2007	NM*	NA
4/16/2007	7.38	678.41
7/2/2007	11.42	674.37
10/15/2007	12	673.79
1/8/2008	4.31	681.48
4/2/2008	5.86	679.93
7/1/2008	7.1	679.04
9/30/2008	10.92	675.22
1/19/2009	NM*	NA
4/14/2009	7.14	679
7/21/2009	9.66	676.48

NOTES:
ft MSL - feet mean sea level
NA - Not Available
NM - Not Measured
TOC - top of PVC casing
TOC Elevation - 685.79
NM* - Well could not be located due to snow cover
DPE and GWCT down on 2/28/07
DPE down on 1/8/08
TOC Elevation as of 6/13/08 - 686.14

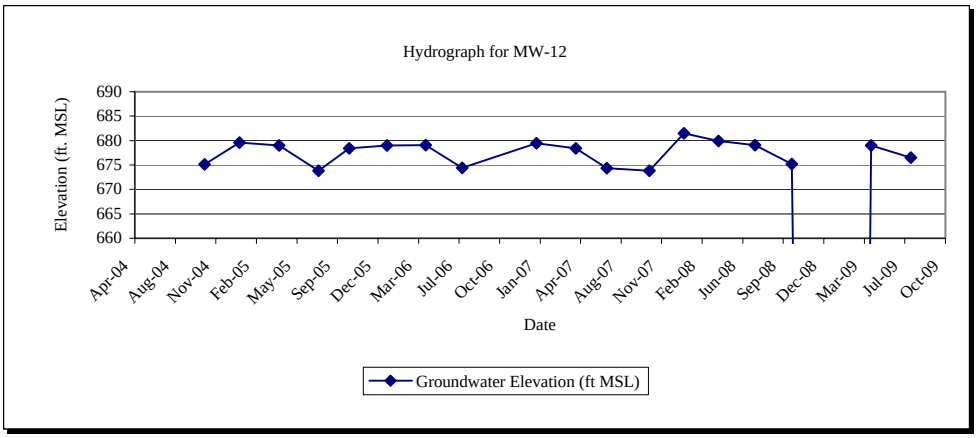

MONITORING WELL MW-13S
SUMMARY OF GROUNDWATER ELEVATIONS
Former Scott Aviation Site
Lancaster, New York

Date	Depth to Water from TOC (ft)	Groundwater Elevation (ft MSL)
4/8/2004	7.01	679.56
10/12/2004	13.47	673.10
1/6/2005	7.24	679.33
4/14/2005	13.91	672.66
7/20/2005	12.81	673.76
10/4/2005	13.35	673.22
1/5/2006	13.79	672.78
4/11/2006	12.45	674.12
7/10/2006	13.02	673.55
10/18/2006	10.99	675.58
1/9/2007	11.35	675.22
2/28/2007	3.49	683.08
4/16/2007	12.01	674.56
7/2/2007	13.20	673.37
10/18/2007	12.77	673.80
1/8/2008	5.08	681.49
4/2/2008	5.45	681.12
7/1/2008	9.70	676.90
9/30/2008	11.80	674.80
1/19/2009	8.70	677.90
4/14/2009	8.64	677.96
7/21/2009	10.91	675.69

NOTES:
ft MSL - feet mean sea level
NA - Not Available
NM - Not Measured
TOC - top of PVC casing
TOC Elevation - 686.57
DPE and GWCT down on 2/28/07
DPE down on 1/8/08
TOC Elevation as of 6/13/08 - 686.60

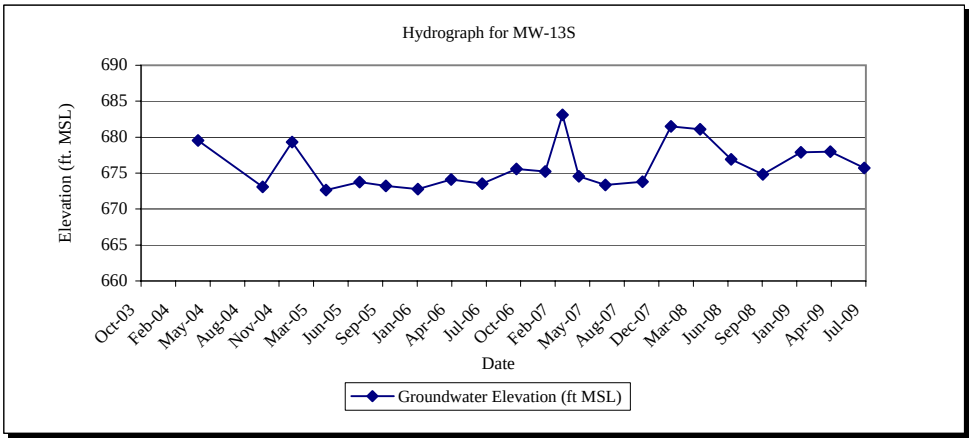

MONITORING WELL MW-13D
SUMMARY OF GROUNDWATER ELEVATIONS
Former Scott Aviation Site
Lancaster, New York

Date	Depth to Water from TOC (ft)	Groundwater Elevation (ft MSL)
4/8/2004	13.28	673.43
10/12/2004	14.87	671.84
1/6/2005	14.55	672.16
4/14/2005	15.32	671.39
7/20/2005	15.65	671.06
10/4/2005	9.44	677.27
1/5/2006	15.83	670.88
4/11/2006	15.41	671.30
7/10/2006	13.79	672.92
10/18/2006	13.17	673.54
1/9/2007	14.41	672.30
2/28/2007	3.28	683.43
4/16/2007	14.66	672.05
7/2/2007	15.68	671.03
10/18/2007	15.8	670.91
1/8/2008	8.69	678.02
4/2/2008	12.86	673.85
7/1/2008	12.55	674.18
9/30/2008	13.89	672.84
1/19/2009	12.1	674.63
4/14/2009	11.78	674.95
7/21/2009	12.86	673.87

NOTES:
ft MSL - feet mean sea level
NA - Not Available
NM - Not Measured
TOC - top of PVC casing
TOC Elevation - 686.71
DPE and GWCT down on 2/28/07
DPE down on 1/8/08
TOC Elevation as of 6/13/08 - 686.73

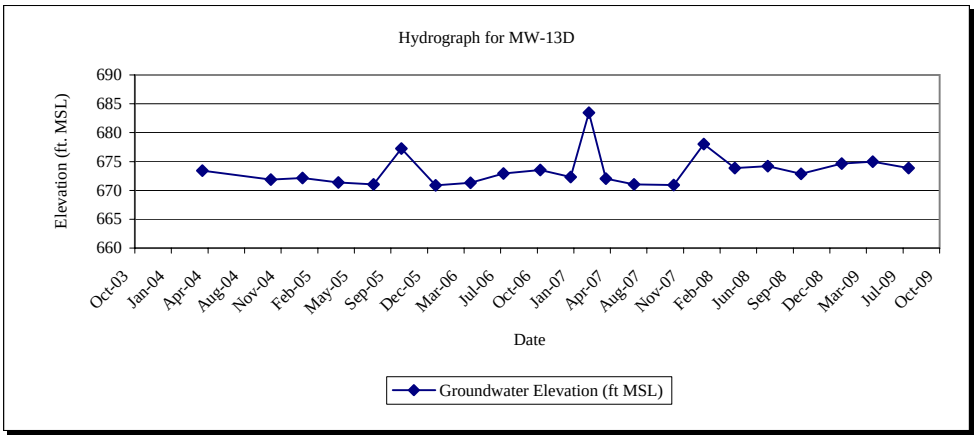

MONITORING WELL MW-14S
SUMMARY OF GROUNDWATER ELEVATIONS
Former Scott Aviation Site
Lancaster, New York

Date	Depth to Water from TOC (ft)	Groundwater Elevation (ft MSL)
4/8/2004	5.14	680.17
10/12/2004	8.57	676.74
1/6/2005	6.27	679.04
4/14/2005	5.16	680.15
7/20/2005	8.32	676.99
10/4/2005	6.14	679.17
1/5/2006	8.41	676.9
4/11/2006	7.75	677.56
7/10/2006	8.18	677.13
10/18/2006	9.00	676.31
1/9/2007	6.61	678.7
2/28/2007	1.50	683.81
4/16/2007	3.45	681.86
7/2/2007	8.36	676.95
10/15/2007	9.45	675.86
1/8/2008	4.65	680.66
4/2/2008	4.47	680.84
7/1/2008	6.37	679.33
9/30/2008	8.9	676.8
1/19/2009	6.15	679.55
4/14/2009	7.7	678
7/21/2009	7.25	678.45

NOTES:
ft MSL - feet mean sea level
NA - Not Available
NM - Not Measured
TOC - top of PVC casing
TOC Elevation - 685.31
DPE and GWCT down on 2/28/07
DPE down on 1/8/08
TOC Elevation as of 6/13/08 - 685.70

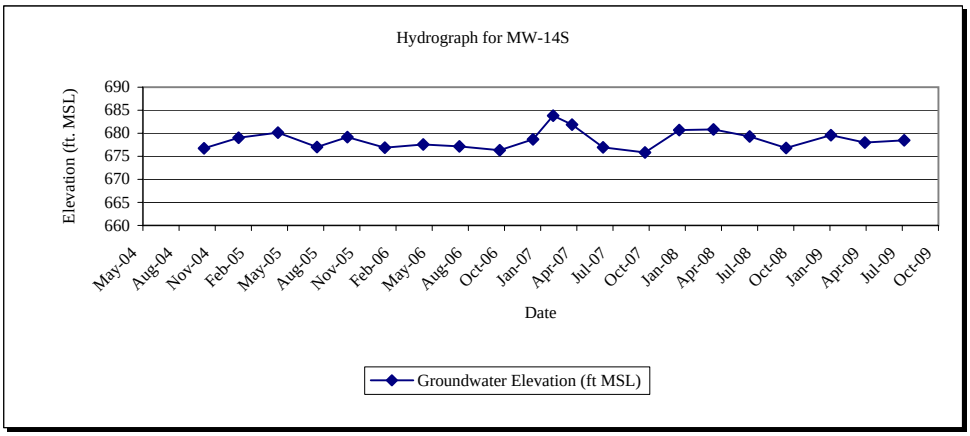

MONITORING WELL MW-14D
SUMMARY OF GROUNDWATER ELEVATIONS
Former Scott Aviation Site
Lancaster, New York

Date	Depth to Water from TOC (ft)	Groundwater Elevation (ft MSL)
4/8/2004	13.21	672.22
10/12/2004	14.55	670.88
1/6/2005	15.97	669.46
4/14/2005	13.25	672.18
7/20/2005	18.20	667.23
10/4/2005	13.26	672.17
1/5/2006	19.08	666.35
4/11/2006	19.79	665.64
7/10/2006	17.16	668.27
10/18/2006	19.44	665.99
1/9/2007	14.71	670.72
2/28/2007	2.67	682.76
4/16/2007	19.74	665.69
7/2/2007	19.68	665.75
10/15/2007	19.76	665.67
1/8/2008	7.92	677.51
4/2/2008	14.41	671.02
7/1/2008	14.45	671.37
9/30/2008	15.39	670.43
1/19/2009	13.55	672.27
4/14/2009	20.10	665.72
7/21/2009	15.15	670.67

NOTES:
ft MSL - feet mean sea level
NA - Not Available
NM - Not Measured
TOC - top of PVC casing
TOC Elevation - 685.43
DPE and GWCT down on 2/28/07
DPE down on 1/8/08
TOC Elevation as of 6/13/08 - 685.82

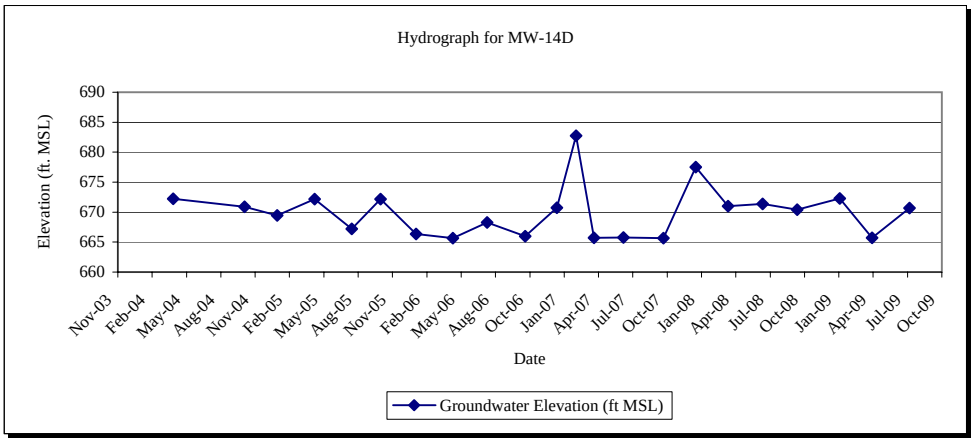

MONITORING WELL MW-15S
SUMMARY OF GROUNDWATER ELEVATIONS
Former Scott Aviation Site
Lancaster, New York

Date	Depth to Water from TOC (ft)	Groundwater Elevation (ft MSL)
4/8/2004	1.20	685.44
10/12/2004	5.26	681.38
1/6/2005	0.35	686.29
4/14/2005	2.31	684.33
7/20/2005	4.78	681.86
10/4/2005	2.22	684.42
1/5/2006	0.70	685.94
4/11/2006	2.00	684.64
7/10/2006	4.75	681.89
1/9/2007	0.05	686.59
2/28/2007	0.00	686.64
4/16/2007	0.50	686.14
7/2/2007	4.67	681.97
10/16/2007	4.8	681.84
1/8/2008	0.7	685.94
4/2/2008	0	686.64
7/1/2008	0.5	687.02
9/30/2008	3.14	684.38
1/19/2009	1.5	686.02
4/14/2009	1.6	685.92
7/21/2009	1.11	686.41

NOTES:
ft MSL - feet mean sea level
NA - Not Available
NM - Not Measured
TOC - top of PVC casing
TOC Elevation - 686.64'
DPE and GWCT down on 2/28/07
DPE down on 1/8/08
TOC Elevation as of 6/13/08 - 687.52'

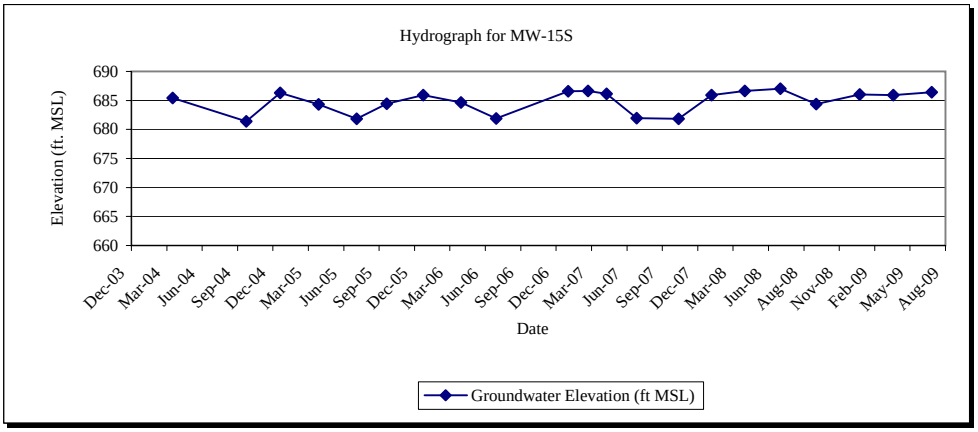

MONITORING WELL MW-15D
SUMMARY OF GROUNDWATER ELEVATIONS
Former Scott Aviation Site
Lancaster, New York

Date	Depth to Water from TOC (ft)	Groundwater Elevation (ft MSL)
4/8/2004	15.70	671.61
10/12/2004	17.42	669.89
1/6/2005	15.74	671.57
4/14/2005	16.99	670.32
7/20/2005	17.31	670.00
10/4/2005	8.94	678.37
1/5/2006	16.16	671.15
4/11/2006	16.90	670.41
7/10/2006	15.78	671.53
10/18/2006	15.50	671.81
1/9/2007	15.80	671.51
2/28/2007	4.10	683.21
4/16/2007	16.61	670.70
7/2/2007	17.20	670.11
10/16/2007	16.70	670.61
1/8/2008	8.99	678.32
4/2/2008	15.01	672.30
7/1/2008	14.64	672.98
9/30/2008	16.24	671.38
1/19/2009	15.00	672.62
4/14/2009	14.21	673.41
7/21/2009	14.61	673.01

NOTES:
ft MSL - feet mean sea level
NA - Not Available
NM - Not Measured
TOC - top of PVC casing
TOC Elevation - 687.31'
DPE and GWCT down on 2/28/07
DPE down on 1/8/08
TOC Elevation as of 6/13/08 - 687.62'

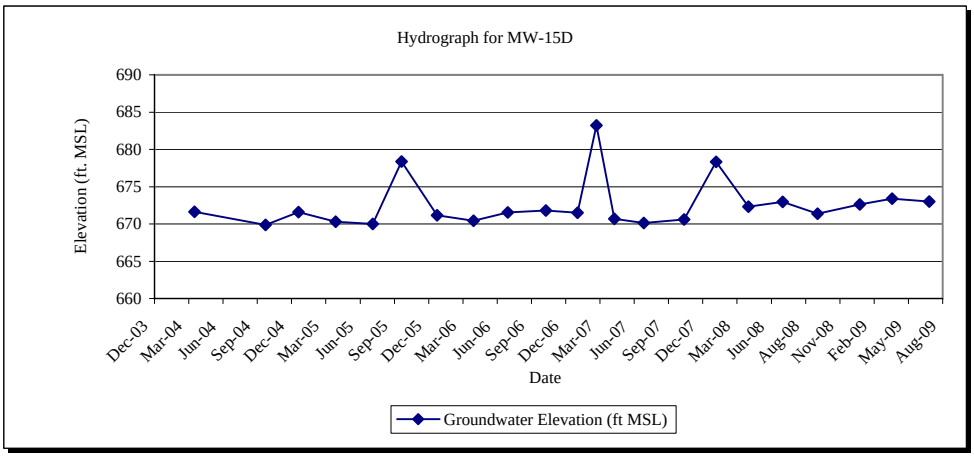

MONITORING WELL MW-16S
SUMMARY OF GROUNDWATER ELEVATIONS
Former Scott Aviation Site
Lancaster, New York

Date	Depth to Water from TOC (ft)	Groundwater Elevation (ft MSL)
4/8/2004	5.09	680.75
10/12/2004	12.09	673.75
1/6/2005	4.75	681.09
4/14/2005	10.15	675.69
7/20/2005	14.56	671.28
10/4/2005	11.50	674.34
1/5/2006	11.41	674.43
4/11/2006	12.90	672.94
7/10/2006	11.54	674.30
10/18/2006	12.50	673.34
1/9/2007	13.82	672.02
2/28/2007	2.90	682.94
4/16/2007	13.07	672.77
7/2/2007	12.50	673.34
10/18/2007	15.23	670.61
1/8/2008	5.60	680.24
4/2/2008	12.40	673.44
7/1/2008	15.70	674.67
9/30/2008	19.34	671.03
1/19/2009	17.80	672.57
4/14/2009	18.22	672.15
7/21/2009	19.95	670.42

NOTES:
ft MSL - feet mean sea level
NA - Not Available
NM - Not Measured
TOC - top of PVC casing
TOC Elevation - 685.84'
DPE and GWCT down on 2/28/07
DPE down on 1/8/08
TOC Elevation as of 6/13/08 - 690.37'

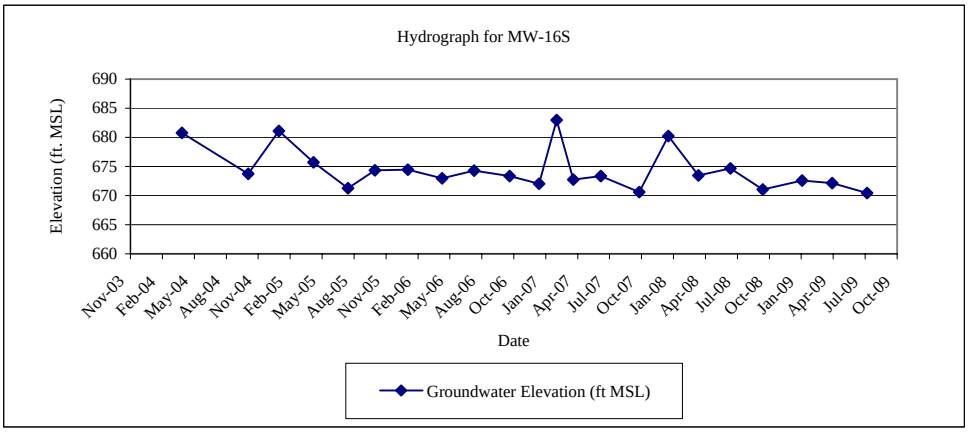

MONITORING WELL MW-16D
SUMMARY OF GROUNDWATER ELEVATIONS
Former Scott Aviation Site
Lancaster, New York

Date	Depth to Water from TOC (ft)	Groundwater Elevation (ft MSL)
4/8/2004	13.62	672.39
10/12/2004	15.51	670.50
1/6/2005	13.70	672.31
4/14/2005	16.09	669.92
7/20/2005	16.65	669.36
10/4/2005	9.89	676.12
1/5/2006	17.21	668.80
4/11/2006	17.1	668.91
7/10/2006	10.61	675.4
10/18/2006	15.41	670.6
1/9/2007	15.6	670.41
2/28/2007	2.74	683.27
4/16/2007	16.35	669.66
7/2/2007	16.85	669.16
10/18/2007	17.17	668.84
1/8/2008	8.32	677.69
4/2/2008	13.44	672.57
7/1/2008	17.72	672.83
9/30/2008	19.29	671.26
1/19/2009	17.95	672.60
4/14/2009	17.21	673.34
7/21/2009	18.28	672.27

NOTES:
ft MSL - feet mean sea level
NA - Not Available
NM - Not Measured
TOC - top of PVC casing
TOC Elevation - 686.01'
DPE and GWCT down on 2/28/07
DPE down on 1/8/08
TOC Elevation as of 6/13/08 - 690.55'

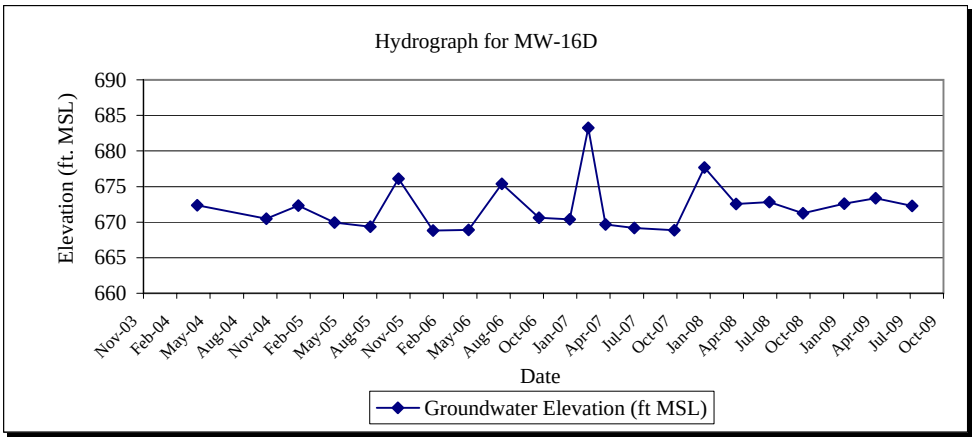

APPENDIX C

ANALYTICAL LABORATORY DATA – THIRD QUARTER 2009
(Contained on Attached CD)

Analytical Report

Work Order: RSG0899

Project Description
Earth Tech-Scott Aviation

For:

Dino Zack

AECOM - Amherst, NY
100 Corporate Pkwy-Univ Centre
Amherst, NY 14226

Brian Fischer

Project Manager

Brian.Fischer@testamericainc.com

Tuesday, August 11, 2009

AECOM - Amherst, NY
100 Corporate Pkwy-Univ Centre
Amherst, NY 14226

Work Order: RSG0899

Project: Earth Tech-Scott Aviation
Project Number: EARTH

Received: 07/22/09
Reported: 08/11/09 15:23

TestAmerica Buffalo
Current Certifications

As of 1/27/2009

STATE	Program	Cert # / Lab ID
Arkansas	CWA, RCRA, SOIL	88-0686
California*	NELAP CWA, RCRA	01169CA
Connecticut	SDWA, CWA, RCRA, SOIL	PH-0568
Florida*	NELAP CWA, RCRA	E87672
Georgia*	SDWA,NELAP CWA, RCRA	956
Illinois*	NELAP SDWA, CWA, RCRA	200003
Iowa	SW/CS	374
Kansas*	NELAP SDWA, CWA, RCRA	E-10187
Kentucky	SDWA	90029
Kentucky UST	UST	30
Louisiana*	NELAP CWA, RCRA	2031
Maine	SDWA, CWA	NY0044
Maryland	SDWA	294
Massachusetts	SDWA, CWA	M-NY044
Michigan	SDWA	9937
Minnesota	SDWA,CWA, RCRA	036-999-337
New Hampshire*	NELAP SDWA, CWA	233701
New Jersey*	NELAP,SDWA, CWA, RCRA,	NY455
New York*	NELAP, AIR, SDWA, CWA, RCRA,CLP	10026
Oklahoma	CWA, RCRA	9421
Pennsylvania*	NELAP CWA,RCRA	68-00281
Tennessee	SDWA	02970
Texas*	NELAP CWA, RCRA	T104704412-08-TX
USDA	FOREIGN SOIL PERMIT	S-41579
USDOE	Department of Energy	DOECAP-STB
Virginia	SDWA	278
Washington*	NELAP CWA,RCRA	C1677
Wisconsin	CWA, RCRA	998310390
West Virginia	CWA,RCRA	252

*As required under the indicated accreditation, the test results in this report meet all NELAP requirements for parameters for which accre ditation is required or available. Any exceptions to NELAP requirements are noted in this report.

AECOM - Amherst, NY
100 Corporate Pkwy-Univ Centre
Amherst, NY 14226

Work Order: RSG0899

Project: Earth Tech-Scott Aviation
Project Number: EARTH

Received: 07/22/09
Reported: 08/11/09 15:23

Case Narrative

According to 40CFR Part 136.3, pH, Chlorine Residual, Dissolved Oxygen, Sulfite, and Temperature analyses are to be performed immediately after aqueous sample collection. When these parameters are not indicated as field (e.g. field-pH), they were not analyzed immediately, but as soon as possible after laboratory receipt.

There are pertinent documents appended to this report, 165 pages, are included and are an integral part of this report.

TestAmerica Laboratories, Inc. certifies that the analytical results contained herein apply only to the samples tested as received by our Laboratory.

AECOM - Amherst, NY
100 Corporate Pkwy-Univ Centre
Amherst, NY 14226

Work Order: RSG0899

Project: Earth Tech-Scott Aviation
Project Number: EARTH

Received: 07/22/09
Reported: 08/11/09 15:23

DATA QUALIFIERS AND DEFINITIONS

NR Any inclusion of NR indicates that the project specific requirements do not require reporting estimated values below the laboratory reporting limit.

TestAmerica
THE LEADER IN ENVIRONMENTAL TESTING

AECOM - Amherst, NY
100 Corporate Pkwy-Univ Centre
Amherst, NY 14226

Work Order: RSG0899

Project: Earth Tech-Scott Aviation
Project Number: EARTH

Received: 07/22/09
Reported: 08/11/09 15:23

Executive Summary - Detections

Analyte	Sample Result	Data Qualifiers	RL	Units	Dil Fac	Date Analyzed	Lab Tech	Batch	Method
Sample ID: RSG0899-01 (AS Effluent - Air)					**Sampled: 07/21/09 14:26**		**Recvd: 07/22/09 12:03**		
TO-14A									
1,1,1-Trichloroethane	**6.5**		4.4	ug/m3	4.00	08/03/09 17:37	wrd	MBLK080	TO-14A
1,1-Dichloroethane	**11**		3.2	ug/m3	4.00	08/03/09 17:37	wrd	MBLK080	TO-14A
Carbon Disulfide	**9.7**		6.2	ug/m3	4.00	08/03/09 17:37	wrd	MBLK080	TO-14A
Chloroethane	**47**		5.3	ug/m3	4.00	08/03/09 17:37	wrd	MBLK080	TO-14A
cis-1,2-Dichloroethene	**350**		3.2	ug/m3	4.00	08/03/09 17:37	wrd	MBLK080	TO-14A
Cyclohexane	**5.9**		2.8	ug/m3	4.00	08/03/09 17:37	wrd	MBLK080	TO-14A
Ethylbenzene	**4.8**		3.5	ug/m3	4.00	08/03/09 17:37	wrd	MBLK080	TO-14A
Toluene	**23**		3.0	ug/m3	4.00	08/03/09 17:37	wrd	MBLK080	TO-14A
Trichloroethene	**240**		4.3	ug/m3	4.00	08/03/09 17:37	wrd	MBLK080	TO-14A
Vinyl Chloride	**19**		2.0	ug/m3	4.00	08/03/09 17:37	wrd	MBLK080	TO-14A
Xylene (o)	**3.5**		3.5	ug/m3	4.00	08/03/09 17:37	wrd	MBLK080	TO-14A
Sample ID: RSG0899-02 (LRP Effluent - Air)					**Sampled: 07/21/09 14:31**		**Recvd: 07/22/09 12:03**		
TO-14A									
1,1,1-Trichloroethane	**4300**		870	ug/m3	799	08/04/09 06:06	wrd	MBLK080	TO-14A
1,1-Dichloroethane	**2500**		650	ug/m3	799	08/04/09 06:06	wrd	MBLK080	TO-14A
1,1-Dichloroethene	**630**		630	ug/m3	799	08/04/09 06:06	wrd	MBLK080	TO-14A
cis-1,2-Dichloroethene	**99000**		630	ug/m3	799	08/04/09 06:06	wrd	MBLK080	TO-14A
Trichloroethene	**130000**		860	ug/m3	799	08/04/09 06:06	wrd	MBLK080	TO-14A
Vinyl Chloride	**4100**		410	ug/m3	799	08/04/09 06:06	wrd	MBLK080	TO-14A

AECOM - Amherst, NY
100 Corporate Pkwy-Univ Centre
Amherst, NY 14226

Work Order: RSG0899

Project: Earth Tech-Scott Aviation
Project Number: EARTH

Received: 07/22/09
Reported: 08/11/09 15:23

Sample Summary

Sample Identification	Lab Number	Client Matrix	Date/Time Sampled	Date/Time Received	Sample Qualifiers
AS Effluent	RSG0899-01	Air	07/21/09 14:26	07/22/09 12:03	
LRP Effluent	RSG0899-02	Air	07/21/09 14:31	07/22/09 12:03	

TestAmerica
THE LEADER IN ENVIRONMENTAL TESTING

AECOM - Amherst, NY
100 Corporate Pkwy-Univ Centre
Amherst, NY 14226

Work Order: RSG0899

Project: Earth Tech-Scott Aviation
Project Number: EARTH

Received: 07/22/09
Reported: 08/11/09 15:23

Analytical Report

Sample ID: RSG0899-01 (AS Effluent - Air) **Sampled: 07/21/09 14:26** **Recvd: 07/22/09 12:03**

TO-14A

Analyte	Sample Result	Data Qualifiers	RL	Units	Dil Fac	Date Analyzed	Lab Tech	Batch	Method
1,1,1-Trichloroethane	**6.5**		4.4	ug/m3	4.00	08/03/09 17:37	wrd	MBLK080	TO-14A
1,1,2,2-Tetrachloroethane	ND		5.5	ug/m3	4.00	08/03/09 17:37	wrd	MBLK080	TO-14A
1,1,2-Trichloroethane	ND		4.4	ug/m3	4.00	08/03/09 17:37	wrd	MBLK080	TO-14A
1,1-Dichloroethane	**11**		3.2	ug/m3	4.00	08/03/09 17:37	wrd	MBLK080	TO-14A
1,1-Dichloroethene	ND		3.2	ug/m3	4.00	08/03/09 17:37	wrd	MBLK080	TO-14A
1,2,4-Trichlorobenzene	ND		15	ug/m3	4.00	08/03/09 17:37	wrd	MBLK080	TO-14A
1,2,4-Trimethylbenzene	ND		3.9	ug/m3	4.00	08/03/09 17:37	wrd	MBLK080	TO-14A
1,2-Dibromoethane	ND		6.1	ug/m3	4.00	08/03/09 17:37	wrd	MBLK080	TO-14A
1,2-Dichlorobenzene	ND		4.8	ug/m3	4.00	08/03/09 17:37	wrd	MBLK080	TO-14A
1,2-Dichloroethane	ND		3.2	ug/m3	4.00	08/03/09 17:37	wrd	MBLK080	TO-14A
1,2-Dichloropropane	ND		3.7	ug/m3	4.00	08/03/09 17:37	wrd	MBLK080	TO-14A
1,2-Dichlorotetrafluoroethane	ND		5.6	ug/m3	4.00	08/03/09 17:37	wrd	MBLK080	TO-14A
1,3,5-Trimethylbenzene	ND		3.9	ug/m3	4.00	08/03/09 17:37	wrd	MBLK080	TO-14A
1,3-Butadiene	ND		4.4	ug/m3	4.00	08/03/09 17:37	wrd	MBLK080	TO-14A
1,3-Dichlorobenzene	ND		4.8	ug/m3	4.00	08/03/09 17:37	wrd	MBLK080	TO-14A
1,4-Dichlorobenzene	ND		4.8	ug/m3	4.00	08/03/09 17:37	wrd	MBLK080	TO-14A
2,2,4-Trimethylpentane	ND		3.7	ug/m3	4.00	08/03/09 17:37	wrd	MBLK080	TO-14A
2-Chlorotoluene	ND		4.1	ug/m3	4.00	08/03/09 17:37	wrd	MBLK080	TO-14A
3-Chloropropene	ND		6.3	ug/m3	4.00	08/03/09 17:37	wrd	MBLK080	TO-14A
4-Ethyltoluene	ND		3.9	ug/m3	4.00	08/03/09 17:37	wrd	MBLK080	TO-14A
Benzene	ND		2.6	ug/m3	4.00	08/03/09 17:37	wrd	MBLK080	TO-14A
Bromodichloromethane	ND		5.4	ug/m3	4.00	08/03/09 17:37	wrd	MBLK080	TO-14A
Bromoethene	ND		3.5	ug/m3	4.00	08/03/09 17:37	wrd	MBLK080	TO-14A
Bromoform	ND		8.3	ug/m3	4.00	08/03/09 17:37	wrd	MBLK080	TO-14A
Bromomethane	ND		3.1	ug/m3	4.00	08/03/09 17:37	wrd	MBLK080	TO-14A
Carbon Disulfide	**9.7**		6.2	ug/m3	4.00	08/03/09 17:37	wrd	MBLK080	TO-14A

AECOM - Amherst, NY
100 Corporate Pkwy-Univ Centre
Amherst, NY 14226

Work Order: RSG0899

Project: Earth Tech-Scott Aviation
Project Number: EARTH

Received: 07/22/09
Reported: 08/11/09 15:23

Analytical Report

Sample ID: RSG0899-01 (AS Effluent - Air) - cont. **Sampled: 07/21/09 14:26** **Recvd: 07/22/09 12:03**

TO-14A - cont.

Analyte	Sample Result	Data Qualifiers	RL	Units	Dil Fac	Date Analyzed	Lab Tech	Batch	Method
Carbon Tetrachloride	ND		5.0	ug/m3	4.00	08/03/09 17:37	wrd	MBLK080	TO-14A
Chlorobenzene	ND		3.7	ug/m3	4.00	08/03/09 17:37	wrd	MBLK080	TO-14A
Chloroethane	**47**		5.3	ug/m3	4.00	08/03/09 17:37	wrd	MBLK080	TO-14A
Chloroform	ND		3.9	ug/m3	4.00	08/03/09 17:37	wrd	MBLK080	TO-14A
Chloromethane	ND		4.1	ug/m3	4.00	08/03/09 17:37	wrd	MBLK080	TO-14A
cis-1,2-Dichloroethene	**350**		3.2	ug/m3	4.00	08/03/09 17:37	wrd	MBLK080	TO-14A
cis-1,3-Dichloropropene	ND		3.6	ug/m3	4.00	08/03/09 17:37	wrd	MBLK080	TO-14A
Cyclohexane	**5.9**		2.8	ug/m3	4.00	08/03/09 17:37	wrd	MBLK080	TO-14A
Dibromochloromethane	ND		6.8	ug/m3	4.00	08/03/09 17:37	wrd	MBLK080	TO-14A
Dichlorodifluoromethane	ND		9.9	ug/m3	4.00	08/03/09 17:37	wrd	MBLK080	TO-14A
Ethylbenzene	**4.8**		3.5	ug/m3	4.00	08/03/09 17:37	wrd	MBLK080	TO-14A
Freon TF	ND		6.1	ug/m3	4.00	08/03/09 17:37	wrd	MBLK080	TO-14A
Hexachlorobutadiene	ND		8.5	ug/m3	4.00	08/03/09 17:37	wrd	MBLK080	TO-14A
Methylene Chloride	ND		6.9	ug/m3	4.00	08/03/09 17:37	wrd	MBLK080	TO-14A
n-Heptane	ND		3.3	ug/m3	4.00	08/03/09 17:37	wrd	MBLK080	TO-14A
n-Hexane	ND		7.0	ug/m3	4.00	08/03/09 17:37	wrd	MBLK080	TO-14A
Styrene	ND		3.4	ug/m3	4.00	08/03/09 17:37	wrd	MBLK080	TO-14A
Tetrachloroethene	ND		5.4	ug/m3	4.00	08/03/09 17:37	wrd	MBLK080	TO-14A
Toluene	**23**		3.0	ug/m3	4.00	08/03/09 17:37	wrd	MBLK080	TO-14A
trans-1,2-Dichloroethene	ND		3.2	ug/m3	4.00	08/03/09 17:37	wrd	MBLK080	TO-14A
trans-1,3-Dichloropropene	ND		3.6	ug/m3	4.00	08/03/09 17:37	wrd	MBLK080	TO-14A
Trichloroethene	**240**		4.3	ug/m3	4.00	08/03/09 17:37	wrd	MBLK080	TO-14A
Trichlorofluoromethane	ND		4.5	ug/m3	4.00	08/03/09 17:37	wrd	MBLK080	TO-14A
Vinyl Chloride	**19**		2.0	ug/m3	4.00	08/03/09 17:37	wrd	MBLK080	TO-14A
Xylene (m,p)	ND		8.7	ug/m3	4.00	08/03/09 17:37	wrd	MBLK080	TO-14A
Xylene (o)	**3.5**		3.5	ug/m3	4.00	08/03/09 17:37	wrd	MBLK080	TO-14A

AECOM - Amherst, NY
100 Corporate Pkwy-Univ Centre
Amherst, NY 14226

Work Order: RSG0899

Project: Earth Tech-Scott Aviation
Project Number: EARTH

Received: 07/22/09
Reported: 08/11/09 15:23

Analytical Report

Sample ID: RSG0899-02 (LRP Effluent - Air) **Sampled: 07/21/09 14:31** **Recvd: 07/22/09 12:03**

TO-14A

Analyte	Sample Result	Data Qualifiers	RL	Units	Dil Fac	Date Analyzed	Lab Tech	Batch	Method
1,1,1-Trichloroethane	**4300**		870	ug/m3	799	08/04/09 06:06	wrd	MBLK080	TO-14A
1,1,2,2-Tetrachloroethane	ND		1100	ug/m3	799	08/04/09 06:06	wrd	MBLK080	TO-14A
1,1,2-Trichloroethane	ND		870	ug/m3	799	08/04/09 06:06	wrd	MBLK080	TO-14A
1,1-Dichloroethane	**2500**		650	ug/m3	799	08/04/09 06:06	wrd	MBLK080	TO-14A
1,1-Dichloroethene	**630**		630	ug/m3	799	08/04/09 06:06	wrd	MBLK080	TO-14A
1,2,4-Trichlorobenzene	ND		3000	ug/m3	799	08/04/09 06:06	wrd	MBLK080	TO-14A
1,2,4-Trimethylbenzene	ND		790	ug/m3	799	08/04/09 06:06	wrd	MBLK080	TO-14A
1,2-Dibromoethane	ND		1200	ug/m3	799	08/04/09 06:06	wrd	MBLK080	TO-14A
1,2-Dichlorobenzene	ND		960	ug/m3	799	08/04/09 06:06	wrd	MBLK080	TO-14A
1,2-Dichloroethane	ND		650	ug/m3	799	08/04/09 06:06	wrd	MBLK080	TO-14A
1,2-Dichloropropane	ND		740	ug/m3	799	08/04/09 06:06	wrd	MBLK080	TO-14A
1,2-Dichlorotetrafluoroethane	ND		1100	ug/m3	799	08/04/09 06:06	wrd	MBLK080	TO-14A
1,3,5-Trimethylbenzene	ND		790	ug/m3	799	08/04/09 06:06	wrd	MBLK080	TO-14A
1,3-Butadiene	ND		880	ug/m3	799	08/04/09 06:06	wrd	MBLK080	TO-14A
1,3-Dichlorobenzene	ND		960	ug/m3	799	08/04/09 06:06	wrd	MBLK080	TO-14A
1,4-Dichlorobenzene	ND		960	ug/m3	799	08/04/09 06:06	wrd	MBLK080	TO-14A
2,2,4-Trimethylpentane	ND		750	ug/m3	799	08/04/09 06:06	wrd	MBLK080	TO-14A
2-Chlorotoluene	ND		830	ug/m3	799	08/04/09 06:06	wrd	MBLK080	TO-14A
3-Chloropropene	ND		1300	ug/m3	799	08/04/09 06:06	wrd	MBLK080	TO-14A
4-Ethyltoluene	ND		790	ug/m3	799	08/04/09 06:06	wrd	MBLK080	TO-14A
Benzene	ND		510	ug/m3	799	08/04/09 06:06	wrd	MBLK080	TO-14A
Bromodichloromethane	ND		1100	ug/m3	799	08/04/09 06:06	wrd	MBLK080	TO-14A
Bromoethene	ND		700	ug/m3	799	08/04/09 06:06	wrd	MBLK080	TO-14A
Bromoform	ND		1700	ug/m3	799	08/04/09 06:06	wrd	MBLK080	TO-14A
Bromomethane	ND		620	ug/m3	799	08/04/09 06:06	wrd	MBLK080	TO-14A
Carbon Disulfide	ND		1200	ug/m3	799	08/04/09 06:06	wrd	MBLK080	TO-14A

AECOM - Amherst, NY
100 Corporate Pkwy-Univ Centre
Amherst, NY 14226

Work Order: RSG0899

Project: Earth Tech-Scott Aviation
Project Number: EARTH

Received: 07/22/09
Reported: 08/11/09 15:23

Analytical Report

Sample ID: RSG0899-02 (LRP Effluent - Air) - cont. **Sampled: 07/21/09 14:31** **Recvd: 07/22/09 12:03**

TO-14A - cont.

Analyte	Sample Result	Data Qualifiers	RL	Units	Dil Fac	Date Analyzed	Lab Tech	Batch	Method
Carbon Tetrachloride	ND		1000	ug/m3	799	08/04/09 06:06	wrd	MBLK080	TO-14A
Chlorobenzene	ND		740	ug/m3	799	08/04/09 06:06	wrd	MBLK080	TO-14A
Chloroethane	ND		1100	ug/m3	799	08/04/09 06:06	wrd	MBLK080	TO-14A
Chloroform	ND		780	ug/m3	799	08/04/09 06:06	wrd	MBLK080	TO-14A
Chloromethane	ND		830	ug/m3	799	08/04/09 06:06	wrd	MBLK080	TO-14A
cis-1,2-Dichloroethene	**99000**		630	ug/m3	799	08/04/09 06:06	wrd	MBLK080	TO-14A
cis-1,3-Dichloropropene	ND		730	ug/m3	799	08/04/09 06:06	wrd	MBLK080	TO-14A
Cyclohexane	ND		550	ug/m3	799	08/04/09 06:06	wrd	MBLK080	TO-14A
Dibromochloromethane	ND		1400	ug/m3	799	08/04/09 06:06	wrd	MBLK080	TO-14A
Dichlorodifluoromethane	ND		2000	ug/m3	799	08/04/09 06:06	wrd	MBLK080	TO-14A
Ethylbenzene	ND		690	ug/m3	799	08/04/09 06:06	wrd	MBLK080	TO-14A
Freon TF	ND		1200	ug/m3	799	08/04/09 06:06	wrd	MBLK080	TO-14A
Hexachlorobutadiene	ND		1700	ug/m3	799	08/04/09 06:06	wrd	MBLK080	TO-14A
Methylene Chloride	ND		1400	ug/m3	799	08/04/09 06:06	wrd	MBLK080	TO-14A
n-Heptane	ND		660	ug/m3	799	08/04/09 06:06	wrd	MBLK080	TO-14A
n-Hexane	ND		1400	ug/m3	799	08/04/09 06:06	wrd	MBLK080	TO-14A
Styrene	ND		680	ug/m3	799	08/04/09 06:06	wrd	MBLK080	TO-14A
Tetrachloroethene	ND		1100	ug/m3	799	08/04/09 06:06	wrd	MBLK080	TO-14A
Toluene	ND		600	ug/m3	799	08/04/09 06:06	wrd	MBLK080	TO-14A
trans-1,2-Dichloroethene	ND		630	ug/m3	799	08/04/09 06:06	wrd	MBLK080	TO-14A
trans-1,3-Dichloropropene	ND		730	ug/m3	799	08/04/09 06:06	wrd	MBLK080	TO-14A
Trichloroethene	**130000**		860	ug/m3	799	08/04/09 06:06	wrd	MBLK080	TO-14A
Trichlorofluoromethane	ND		900	ug/m3	799	08/04/09 06:06	wrd	MBLK080	TO-14A
Vinyl Chloride	**4100**		410	ug/m3	799	08/04/09 06:06	wrd	MBLK080	TO-14A
Xylene (m,p)	ND		1700	ug/m3	799	08/04/09 06:06	wrd	MBLK080	TO-14A
Xylene (o)	ND		690	ug/m3	799	08/04/09 06:06	wrd	MBLK080	TO-14A

AECOM - Amherst, NY
100 Corporate Pkwy-Univ Centre
Amherst, NY 14226

Work Order: RSG0899

Project: Earth Tech-Scott Aviation
Project Number: EARTH

Received: 07/22/09
Reported: 08/11/09 15:23

LABORATORY QC DATA

Analyte	Source Result	Spike Level	RL	Units	Result	% REC	% REC Limits	% RPD	RPD Limit	Data Qualifiers
TO-14A										
LCS Analyzed: 08/03/09 (Lab Number:FA080309LCS, Batch: MBLK080)										
1,1,1-Trichloroethane			1.1	ug/m3	65	120	70-130			
1,1,2,2-Tetrachloroethane			1.4	ug/m3	69	100	70-130			
1,1,2-Trichloroethane			1.1	ug/m3	55	100	70-130			
1,1-Dichloroethane			0.81	ug/m3	45	110	70-130			
1,1-Dichloroethene			0.79	ug/m3	44	110	70-130			
1,2,4-Trichlorobenzene			3.7	ug/m3	96	130	70-130			
1,2,4-Trimethylbenzene			0.98	ug/m3	59	120	70-130			
1,2-Dibromoethane			1.5	ug/m3	85	110	70-130			
1,2-Dichlorobenzene			1.2	ug/m3	66	110	70-130			
1,2-Dichloroethane			0.81	ug/m3	53	130	70-130			
1,2-Dichloropropane			0.92	ug/m3	46	100	70-130			
1,2-Dichlorotetrafluoroethane			1.4	ug/m3	91	130	70-130			
1,3,5-Trimethylbenzene			0.98	ug/m3	59	120	70-130			
1,3-Butadiene			1.1	ug/m3	24	110	70-130			
1,3-Dichlorobenzene			1.2	ug/m3	66	110	70-130			
1,4-Dichlorobenzene			1.2	ug/m3	66	110	70-130			
2,2,4-Trimethylpentane			0.93	ug/m3	47	100	70-130			
2-Chlorotoluene			1.0	ug/m3	62	120	70-130			
3-Chloropropene			1.6	ug/m3	31	100	70-130			
4-Ethyltoluene			0.98	ug/m3	59	120	70-130			
Benzene			0.64	ug/m3	32	100	70-130			
Bromodichloromethane			1.3	ug/m3	80	120	70-130			
Bromoethene			0.87	ug/m3	43	99	70-130			
Bromoform			2.1	ug/m3	130	130	70-130			
Bromomethane			0.78	ug/m3	37	95	70-130			
Carbon Disulfide			1.6	ug/m3	31	99	70-130			
Carbon Tetrachloride			1.3	ug/m3	82	130	70-130			
Chlorobenzene			0.92	ug/m3	51	110	70-130			
Chloroethane			1.3	ug/m3	25	95	70-130			
Chloroform			0.98	ug/m3	59	120	70-130			
Chloromethane			1.0	ug/m3	23	110	70-130			
cis-1,2-Dichloroethene			0.79	ug/m3	44	110	70-130			
cis-1,3-Dichloropropene			0.91	ug/m3	50	110	70-130			
Cyclohexane			0.69	ug/m3	38	110	70-130			
Dibromochloromethane			1.7	ug/m3	100	120	70-130			
Dichlorodifluoromethane			2.5	ug/m3	46	94	70-130			
Ethylbenzene			0.87	ug/m3	48	110	70-130			

AECOM - Amherst, NY
100 Corporate Pkwy-Univ Centre
Amherst, NY 14226

Work Order: RSG0899

Project: Earth Tech-Scott Aviation
Project Number: EARTH

Received: 07/22/09
Reported: 08/11/09 15:23

LABORATORY QC DATA

Analyte	Source Result	Spike Level	RL	Units	Result	% REC	% REC Limits	% RPD	RPD Limit	Data Qualifiers
TO-14A										
LCS Analyzed: 08/03/09 (Lab Number:FA080309LCS, Batch: MBLK080)										
Freon TF			1.5	ug/m3	92	120	70-130			
Hexachlorobutadiene			2.1	ug/m3	140	130	70-130			
Methylene Chloride			1.7	ug/m3	38	110	70-130			
n-Heptane			0.82	ug/m3	41	100	70-130			
n-Hexane			1.8	ug/m3	35	100	70-130			
Styrene			0.85	ug/m3	47	110	70-130			
Tetrachloroethene			1.4	ug/m3	75	110	70-130			
Toluene			0.75	ug/m3	38	100	70-130			
trans-1,2-Dichloroethene			0.79	ug/m3	44	110	70-130			
trans-1,3-Dichloropropene			0.91	ug/m3	54	120	70-130			
Trichloroethene			1.1	ug/m3	59	110	70-130			
Trichlorofluoromethane			1.1	ug/m3	67	120	70-130			
Vinyl Chloride			0.51	ug/m3	28	110	70-130			
Xylene (m,p)			2.2	ug/m3	96	110	70-130			
Xylene (o)			0.87	ug/m3	48	110	70-130			
Blank Analyzed: 08/03/09 (Lab Number:MBLK080309FA, Batch: MBLK080)										
1,1,1-Trichloroethane			1.1	ug/m3	ND		-			
1,1,2,2-Tetrachloroethane			1.4	ug/m3	ND		-			
1,1,2-Trichloroethane			1.1	ug/m3	ND		-			
1,1-Dichloroethane			0.81	ug/m3	ND		-			
1,1-Dichloroethene			0.79	ug/m3	ND		-			
1,2,4-Trichlorobenzene			3.7	ug/m3	ND		-			
1,2,4-Trimethylbenzene			0.98	ug/m3	ND		-			
1,2-Dibromoethane			1.5	ug/m3	ND		-			
1,2-Dichlorobenzene			1.2	ug/m3	ND		-			
1,2-Dichloroethane			0.81	ug/m3	ND		-			
1,2-Dichloropropane			0.92	ug/m3	ND		-			
1,2-Dichlorotetrafluoroethane			1.4	ug/m3	ND		-			
1,3,5-Trimethylbenzene			0.98	ug/m3	ND		-			
1,3-Butadiene			1.1	ug/m3	ND		-			
1,3-Dichlorobenzene			1.2	ug/m3	ND		-			
1,4-Dichlorobenzene			1.2	ug/m3	ND		-			
2,2,4-Trimethylpentane			0.93	ug/m3	ND		-			
2-Chlorotoluene			1.0	ug/m3	ND		-			
3-Chloropropene			1.6	ug/m3	ND		-			
4-Ethyltoluene			0.98	ug/m3	ND		-			

AECOM - Amherst, NY
100 Corporate Pkwy-Univ Centre
Amherst, NY 14226

Work Order: RSG0899

Project: Earth Tech-Scott Aviation
Project Number: EARTH

Received: 07/22/09
Reported: 08/11/09 15:23

LABORATORY QC DATA

Analyte	Source Result	Spike Level	RL	Units	Result	% REC	% REC Limits	% RPD	RPD Limit	Data Qualifiers
TO-14A										
Blank Analyzed: 08/03/09 (Lab Number:MBLK080309FA, Batch: MBLK080)										
Benzene			0.64	ug/m3	ND		-			
Bromodichloromethane			1.3	ug/m3	ND		-			
Bromoethene			0.87	ug/m3	ND		-			
Bromoform			2.1	ug/m3	ND		-			
Bromomethane			0.78	ug/m3	ND		-			
Carbon Disulfide			1.6	ug/m3	ND		-			
Carbon Tetrachloride			1.3	ug/m3	ND		-			
Chlorobenzene			0.92	ug/m3	ND		-			
Chloroethane			1.3	ug/m3	ND		-			
Chloroform			0.98	ug/m3	ND		-			
Chloromethane			1.0	ug/m3	ND		-			
cis-1,2-Dichloroethene			0.79	ug/m3	ND		-			
cis-1,3-Dichloropropene			0.91	ug/m3	ND		-			
Cyclohexane			0.69	ug/m3	ND		-			
Dibromochloromethane			1.7	ug/m3	ND		-			
Dichlorodifluoromethane			2.5	ug/m3	ND		-			
Ethylbenzene			0.87	ug/m3	ND		-			
Freon TF			1.5	ug/m3	ND		-			
Hexachlorobutadiene			2.1	ug/m3	ND		-			
Methylene Chloride			1.7	ug/m3	ND		-			
n-Heptane			0.82	ug/m3	ND		-			
n-Hexane			1.8	ug/m3	ND		-			
Styrene			0.85	ug/m3	ND		-			
Tetrachloroethene			1.4	ug/m3	ND		-			
Toluene			0.75	ug/m3	ND		-			
trans-1,2-Dichloroethene			0.79	ug/m3	ND		-			
trans-1,3-Dichloropropene			0.91	ug/m3	ND		-			
Trichloroethene			1.1	ug/m3	ND		-			
Trichlorofluoromethane			1.1	ug/m3	ND		-			
Vinyl Chloride			0.51	ug/m3	ND		-			
Xylene (m,p)			2.2	ug/m3	ND		-			
Xylene (o)			0.87	ug/m3	ND		-			

TestAmerica
South Burlington, VT

Sample Data Summary Package

RSG0899

TestAmerica
THE LEADER IN ENVIRONMENTAL TESTING

TestAmerica Laboratories, Inc.

August 6, 2009

Mr. Brian Fischer
TestAmerica, Inc.
10 Hazelwood Drive
Suite 106
Amherst, NY 14228

Re: Laboratory Project No. 29012
Case: SCOTTAVI; SDG: RSG0899

Dear Mr. Fischer:

Enclosed are the analytical results for the samples that were received by TestAmerica Burlington on July 24th, 2009. Laboratory identification numbers were assigned, and designated as follows:

Lab ID	Client Sample ID	Sample Date	Sample Matrix
	Received: 07/24/09 ETR No: 132794		
801474	RSG0899-01	07/21/09	AIR
801475	RSG0899-02	07/21/09	AIR

Documentation of the condition of the samples at the time of their receipt and any exception to the laboratory's Sample Acceptance Policy is documented in the Sample Handling section of this submittal.

The volatile organics analyses for samples RSG0899-01 and RSG0899-02 were accomplished at dilutions based on screen analyses, to ensure quantitation of all target constituents within the range of calibrated instrument response.

Any reference within this report to Severn Trent Laboratories, Inc. or STL, should be understood to refer to TestAmerica Laboratories, Inc. (formerly known as Severn Trent Laboratories, Inc.) The analytical results associated with the samples presented in this test report were generated under a quality system that adheres to requirements specified in the NELAC standard. Release of the data in this test report and any associated electronic deliverables is authorized by the Laboratory Director's designee as verified by the following signature.

If there are any questions regarding this submittal, please contact me at 802 660-1990.

Sincerely,

Rayburn Lavigne
Project Manager

Enclosure

TO-14/15
Result Summary

CLIENT SAMPLE NO.

RSG0899-01

Lab Name: TAL Burlington

SDG Number: RSG0899

Dilution Factor: 4.00

Sample Matrix: AIR

Lab Sample No.: 801474

Date Analyzed: 8/3/2009

Date Received: 7/24/2009

Target Compound	CAS Number	Results In ppbv	Q	RL In ppbv	Results In ug/m3	Q	RL In ug/m3
Dichlorodifluoromethane	75-71-8	2.0	U	2.0	9.9	U	9.9
1,2-Dichlorotetrafluoroethane	76-14-2	0.80	U	0.80	5.6	U	5.6
Chloromethane	74-87-3	2.0	U	2.0	4.1	U	4.1
Vinyl Chloride	75-01-4	7.6		0.80	19		2.0
1,3-Butadiene	106-99-0	2.0	U	2.0	4.4	U	4.4
Bromomethane	74-83-9	0.80	U	0.80	3.1	U	3.1
Chloroethane	75-00-3	18		2.0	47		5.3
Bromoethene	593-60-2	0.80	U	0.80	3.5	U	3.5
Trichlorofluoromethane	75-69-4	0.80	U	0.80	4.5	U	4.5
Freon TF	76-13-1	0.80	U	0.80	6.1	U	6.1
1,1-Dichloroethene	75-35-4	0.80	U	0.80	3.2	U	3.2
Carbon Disulfide	75-15-0	3.1		2.0	9.7		6.2
3-Chloropropene	107-05-1	2.0	U	2.0	6.3	U	6.3
Methylene Chloride	75-09-2	2.0	U	2.0	6.9	U	6.9
trans-1,2-Dichloroethene	156-60-5	0.80	U	0.80	3.2	U	3.2
n-Hexane	110-54-3	2.0	U	2.0	7.0	U	7.0
1,1-Dichloroethane	75-34-3	2.8		0.80	11		3.2
cis-1,2-Dichloroethene	156-59-2	88		0.80	350		3.2
Chloroform	67-66-3	0.80	U	0.80	3.9	U	3.9
1,1,1-Trichloroethane	71-55-6	1.2		0.80	6.5		4.4
Cyclohexane	110-82-7	1.7		0.80	5.9		2.8
Carbon Tetrachloride	56-23-5	0.80	U	0.80	5.0	U	5.0
2,2,4-Trimethylpentane	540-84-1	0.80	U	0.80	3.7	U	3.7
Benzene	71-43-2	0.80	U	0.80	2.6	U	2.6
1,2-Dichloroethane	107-06-2	0.80	U	0.80	3.2	U	3.2
n-Heptane	142-82-5	0.80	U	0.80	3.3	U	3.3
Trichloroethene	79-01-6	44		0.80	240		4.3
1,2-Dichloropropane	78-87-5	0.80	U	0.80	3.7	U	3.7
Bromodichloromethane	75-27-4	0.80	U	0.80	5.4	U	5.4
cis-1,3-Dichloropropene	10061-01-5	0.80	U	0.80	3.6	U	3.6
Toluene	108-88-3	6.2		0.80	23		3.0
trans-1,3-Dichloropropene	10061-02-6	0.80	U	0.80	3.6	U	3.6
1,1,2-Trichloroethane	79-00-5	0.80	U	0.80	4.4	U	4.4

TO-14/15
Result Summary

CLIENT SAMPLE NO.

RSG0899-01

Lab Name: TAL Burlington

SDG Number: RSG0899

Dilution Factor: 4.00

Sample Matrix: AIR

Lab Sample No.: 801474

Date Analyzed: 8/3/2009

Date Received: 7/24/2009

Target Compound	CAS Number	Results in ppbv	Q	RL in ppbv	Results in ug/m3	Q	RL in ug/m3
Tetrachloroethene	127-18-4	0.80	U	0.80	5.4	U	5.4
Dibromochloromethane	124-48-1	0.80	U	0.80	6.8	U	6.8
1,2-Dibromoethane	106-93-4	0.80	U	0.80	6.1	U	6.1
Chlorobenzene	108-90-7	0.80	U	0.80	3.7	U	3.7
Ethylbenzene	100-41-4	1.1		0.80	4.8		3.5
Xylene (m,p)	1330-20-7	2.0	U	2.0	8.7	U	8.7
Xylene (o)	95-47-6	0.80		0.80	3.5		3.5
Styrene	100-42-5	0.80	U	0.80	3.4	U	3.4
Bromoform	75-25-2	0.80	U	0.80	8.3	U	8.3
1,1,2,2-Tetrachloroethane	79-34-5	0.80	U	0.80	5.5	U	5.5
4-Ethyltoluene	622-96-8	0.80	U	0.80	3.9	U	3.9
1,3,5-Trimethylbenzene	108-67-8	0.80	U	0.80	3.9	U	3.9
2-Chlorotoluene	95-49-8	0.80	U	0.80	4.1	U	4.1
1,2,4-Trimethylbenzene	95-63-6	0.80	U	0.80	3.9	U	3.9
1,3-Dichlorobenzene	541-73-1	0.80	U	0.80	4.8	U	4.8
1,4-Dichlorobenzene	106-46-7	0.80	U	0.80	4.8	U	4.8
1,2-Dichlorobenzene	95-50-1	0.80	U	0.80	4.8	U	4.8
1,2,4-Trichlorobenzene	120-82-1	2.0	U	2.0	15	U	15
Hexachlorobutadiene	87-68-3	0.80	U	0.80	8.5	U	8.5

TO-14/15
Result Summary

CLIENT SAMPLE NO.

RSG0899-02

Lab Name: TAL Burlington

SDG Number: RSG0899

Dilution Factor: 799.00

Sample Matrix: AIR

Lab Sample No.: 801475

Date Analyzed: 8/4/2009

Date Received: 7/24/2009

Target Compound	CAS Number	Results in ppbv	Q	RL in ppbv	Results in ug/m3	Q	RL in ug/m3
Dichlorodifluoromethane	75-71-8	400	U	400	2000	U	2000
1,2-Dichlorotetrafluoroethane	76-14-2	160	U	160	1100	U	1100
Chloromethane	74-87-3	400	U	400	830	U	830
Vinyl Chloride	75-01-4	1600		160	4100		410
1,3-Butadiene	106-99-0	400	U	400	880	U	880
Bromomethane	74-83-9	160	U	160	620	U	620
Chloroethane	75-00-3	400	U	400	1100	U	1100
Bromoethene	593-60-2	160	U	160	700	U	700
Trichlorofluoromethane	75-69-4	160	U	160	900	U	900
Freon TF	76-13-1	160	U	160	1200	U	1200
1,1-Dichloroethene	75-35-4	160		160	630		630
Carbon Disulfide	75-15-0	400	U	400	1200	U	1200
3-Chloropropene	107-05-1	400	U	400	1300	U	1300
Methylene Chloride	75-09-2	400	U	400	1400	U	1400
trans-1,2-Dichloroethene	156-60-5	160	U	160	630	U	630
n-Hexane	110-54-3	400	U	400	1400	U	1400
1,1-Dichloroethane	75-34-3	610		160	2500		650
cis-1,2-Dichloroethene	156-59-2	25000		160	99000		630
Chloroform	67-66-3	160	U	160	780	U	780
1,1,1-Trichloroethane	71-55-6	790		160	4300		870
Cyclohexane	110-82-7	160	U	160	550	U	550
Carbon Tetrachloride	56-23-5	160	U	160	1000	U	1000
2,2,4-Trimethylpentane	540-84-1	160	U	160	750	U	750
Benzene	71-43-2	160	U	160	510	U	510
1,2-Dichloroethane	107-06-2	160	U	160	650	U	650
n-Heptane	142-82-5	160	U	160	660	U	660
Trichloroethene	79-01-6	24000		160	130000		860
1,2-Dichloropropane	78-87-5	160	U	160	740	U	740
Bromodichloromethane	75-27-4	160	U	160	1100	U	1100
cis-1,3-Dichloropropene	10061-01-5	160	U	160	730	U	730
Toluene	108-88-3	160	U	160	600	U	600
trans-1,3-Dichloropropene	10061-02-6	160	U	160	730	U	730
1,1,2-Trichloroethane	79-00-5	160	U	160	870	U	870

TO-14/15
Result Summary

CLIENT SAMPLE NO.

RSG0899-02

Lab Name: TAL Burlington

SDG Number: RSG0899

Dilution Factor: 799.00

Sample Matrix: AIR

Lab Sample No.: 801475

Date Analyzed: 8/4/2009

Date Received: 7/24/2009

Target Compound	CAS Number	Results in ppbv	Q	RL in ppbv	Results in ug/m3	Q	RL in ug/m3
Tetrachloroethene	127-18-4	160	U	160	1100	U	1100
Dibromochloromethane	124-48-1	160	U	160	1400	U	1400
1,2-Dibromoethane	106-93-4	160	U	160	1200	U	1200
Chlorobenzene	108-90-7	160	U	160	740	U	740
Ethylbenzene	100-41-4	160	U	160	690	U	690
Xylene (m,p)	1330-20-7	400	U	400	1700	U	1700
Xylene (o)	95-47-6	160	U	160	690	U	690
Styrene	100-42-5	160	U	160	680	U	680
Bromoform	75-25-2	160	U	160	1700	U	1700
1,1,2,2-Tetrachloroethane	79-34-5	160	U	160	1100	U	1100
4-Ethyltoluene	622-96-8	160	U	160	790	U	790
1,3,5-Trimethylbenzene	108-67-8	160	U	160	790	U	790
2-Chlorotoluene	95-49-8	160	U	160	830	U	830
1,2,4-Trimethylbenzene	95-63-6	160	U	160	790	U	790
1,3-Dichlorobenzene	541-73-1	160	U	160	960	U	960
1,4-Dichlorobenzene	106-46-7	160	U	160	960	U	960
1,2-Dichlorobenzene	95-50-1	160	U	160	960	U	960
1,2,4-Trichlorobenzene	120-82-1	400	U	400	3000	U	3000
Hexachlorobutadiene	87-68-3	160	U	160	1700	U	1700

TO-14/15
Result Summary

CLIENT SAMPLE NO.

FA080309LCS

Lab Name: TAL Burlington

SDG Number: RSG0899

Dilution Factor: 1.00

Sample Matrix: AIR

Lab Sample No.: FA080309

Date Analyzed: 8/3/2009

Date Received: / /

Target Compound	CAS Number	Results In ppbv	Q	RL In ppbv	Results in ug/m3	Q	RL In ug/m3
Dichlorodifluoromethane	75-71-8	9.4		0.50	46		2.5
1,2-Dichlorotetrafluoroethane	76-14-2	13		0.20	91		1.4
Chloromethane	74-87-3	11		0.50	23		1.0
Vinyl Chloride	75-01-4	11		0.20	28		0.51
1,3-Butadiene	106-99-0	11		0.50	24		1.1
Bromomethane	74-83-9	9.5		0.20	37		0.78
Chloroethane	75-00-3	9.5		0.50	25		1.3
Bromoethene	593-60-2	9.9		0.20	43		0.87
Trichlorofluoromethane	75-69-4	12		0.20	67		1.1
Freon TF	76-13-1	12		0.20	92		1.5
1,1-Dichloroethene	75-35-4	11		0.20	44		0.79
Carbon Disulfide	75-15-0	9.9		0.50	31		1.6
3-Chloropropene	107-05-1	10		0.50	31		1.6
Methylene Chloride	75-09-2	11		0.50	38		1.7
trans-1,2-Dichloroethene	156-60-5	11		0.20	44		0.79
n-Hexane	110-54-3	10		0.50	35		1.8
1,1-Dichloroethane	75-34-3	11		0.20	45		0.81
cis-1,2-Dichloroethene	156-59-2	11		0.20	44		0.79
Chloroform	67-66-3	12		0.20	59		0.98
1,1,1-Trichloroethane	71-55-6	12		0.20	65		1.1
Cyclohexane	110-82-7	11		0.20	38		0.69
Carbon Tetrachloride	56-23-5	13		0.20	82		1.3
2,2,4-Trimethylpentane	540-84-1	10		0.20	47		0.93
Benzene	71-43-2	10		0.20	32		0.64
1,2-Dichloroethane	107-06-2	13		0.20	53		0.81
n-Heptane	142-82-5	10		0.20	41		0.82
Trichloroethene	79-01-6	11		0.20	59		1.1
1,2-Dichloropropane	78-87-5	10		0.20	46		0.92
Bromodichloromethane	75-27-4	12		0.20	80		1.3
cis-1,3-Dichloropropene	10061-01-5	11		0.20	50		0.91
Toluene	108-88-3	10		0.20	38		0.75
trans-1,3-Dichloropropene	10061-02-6	12		0.20	54		0.91
1,1,2-Trichloroethane	79-00-5	10		0.20	55		1.1

TO-14/15
Result Summary

CLIENT SAMPLE NO.

FA080309LCS

Lab Name: TAL Burlington

SDG Number: RSG0899

Dilution Factor: 1.00

Sample Matrix: AIR

Lab Sample No.: FA080309

Date Analyzed: 8/3/2009

Date Received: / /

Target Compound	CAS Number	Results in ppbv	Q	RL in ppbv	Results in ug/m3	Q	RL in ug/m3
Tetrachloroethene	127-18-4	11		0.20	75		1.4
Dibromochloromethane	124-48-1	12		0.20	100		1.7
1,2-Dibromoethane	106-93-4	11		0.20	85		1.5
Chlorobenzene	108-90-7	11		0.20	51		0.92
Ethylbenzene	100-41-4	11		0.20	48		0.87
Xylene (m,p)	1330-20-7	22		0.50	96		2.2
Xylene (o)	95-47-6	11		0.20	48		0.87
Styrene	100-42-5	11		0.20	47		0.85
Bromoform	75-25-2	13		0.20	130		2.1
1,1,2,2-Tetrachloroethane	79-34-5	10		0.20	69		1.4
4-Ethyltoluene	622-96-8	12		0.20	59		0.98
1,3,5-Trimethylbenzene	108-67-8	12		0.20	59		0.98
2-Chlorotoluene	95-49-8	12		0.20	62		1.0
1,2,4-Trimethylbenzene	95-63-6	12		0.20	59		0.98
1,3-Dichlorobenzene	541-73-1	11		0.20	66		1.2
1,4-Dichlorobenzene	106-46-7	11		0.20	66		1.2
1,2-Dichlorobenzene	95-50-1	11		0.20	66		1.2
1,2,4-Trichlorobenzene	120-82-1	13		0.50	96		3.7
Hexachlorobutadiene	87-68-3	13		0.20	140		2.1

TO-14/15
Result Summary

CLIENT SAMPLE NO.

MBLK080309FA

Lab Name: TAL Burlington

SDG Number: RSG0899

Dilution Factor: 1.00

Sample Matrix: AIR

Lab Sample No.: MBLK0803

Date Analyzed: 8/3/2009

Date Received: / /

Target Compound	CAS Number	Results in ppbv	Q	RL in ppbv	Results in ug/m3	Q	RL in ug/m3
Dichlorodifluoromethane	75-71-8	0.50	U	0.50	2.5	U	2.5
1,2-Dichlorotetrafluoroethane	76-14-2	0.20	U	0.20	1.4	U	1.4
Chloromethane	74-87-3	0.50	U	0.50	1.0	U	1.0
Vinyl Chloride	75-01-4	0.20	U	0.20	0.51	U	0.51
1,3-Butadiene	106-99-0	0.50	U	0.50	1.1	U	1.1
Bromomethane	74-83-9	0.20	U	0.20	0.78	U	0.78
Chloroethane	75-00-3	0.50	U	0.50	1.3	U	1.3
Bromoethene	593-60-2	0.20	U	0.20	0.87	U	0.87
Trichlorofluoromethane	75-69-4	0.20	U	0.20	1.1	U	1.1
Freon TF	76-13-1	0.20	U	0.20	1.5	U	1.5
1,1-Dichloroethene	75-35-4	0.20	U	0.20	0.79	U	0.79
Carbon Disulfide	75-15-0	0.50	U	0.50	1.6	U	1.6
3-Chloropropene	107-05-1	0.50	U	0.50	1.6	U	1.6
Methylene Chloride	75-09-2	0.50	U	0.50	1.7	U	1.7
trans-1,2-Dichloroethene	156-60-5	0.20	U	0.20	0.79	U	0.79
n-Hexane	110-54-3	0.50	U	0.50	1.8	U	1.8
1,1-Dichloroethane	75-34-3	0.20	U	0.20	0.81	U	0.81
cis-1,2-Dichloroethene	156-59-2	0.20	U	0.20	0.79	U	0.79
Chloroform	67-66-3	0.20	U	0.20	0.98	U	0.98
1,1,1-Trichloroethane	71-55-6	0.20	U	0.20	1.1	U	1.1
Cyclohexane	110-82-7	0.20	U	0.20	0.69	U	0.69
Carbon Tetrachloride	56-23-5	0.20	U	0.20	1.3	U	1.3
2,2,4-Trimethylpentane	540-84-1	0.20	U	0.20	0.93	U	0.93
Benzene	71-43-2	0.20	U	0.20	0.64	U	0.64
1,2-Dichloroethane	107-06-2	0.20	U	0.20	0.81	U	0.81
n-Heptane	142-82-5	0.20	U	0.20	0.82	U	0.82
Trichloroethene	79-01-6	0.20	U	0.20	1.1	U	1.1
1,2-Dichloropropane	78-87-5	0.20	U	0.20	0.92	U	0.92
Bromodichloromethane	75-27-4	0.20	U	0.20	1.3	U	1.3
cis-1,3-Dichloropropene	10061-01-5	0.20	U	0.20	0.91	U	0.91
Toluene	108-88-3	0.20	U	0.20	0.75	U	0.75
trans-1,3-Dichloropropene	10061-02-6	0.20	U	0.20	0.91	U	0.91
1,1,2-Trichloroethane	79-00-5	0.20	U	0.20	1.1	U	1.1

TO-14/15
Result Summary

CLIENT SAMPLE NO.

MBLK080309FA

Lab Name: TAL Burlington

SDG Number: RSG0899

Dilution Factor: 1.00

Sample Matrix: AIR

Lab Sample No.: MBLK0803

Date Analyzed: 8/3/2009

Date Received: / /

Target Compound	CAS Number	Results in ppbv	Q	RL in ppbv	Results in ug/m3	Q	RL in ug/m3
Tetrachloroethene	127-18-4	0.20	U	0.20	1.4	U	1.4
Dibromochloromethane	124-48-1	0.20	U	0.20	1.7	U	1.7
1,2-Dibromoethane	106-93-4	0.20	U	0.20	1.5	U	1.5
Chlorobenzene	108-90-7	0.20	U	0.20	0.92	U	0.92
Ethylbenzene	100-41-4	0.20	U	0.20	0.87	U	0.87
Xylene (m,p)	1330-20-7	0.50	U	0.50	2.2	U	2.2
Xylene (o)	95-47-6	0.20	U	0.20	0.87	U	0.87
Styrene	100-42-5	0.20	U	0.20	0.85	U	0.85
Bromoform	75-25-2	0.20	U	0.20	2.1	U	2.1
1,1,2,2-Tetrachloroethane	79-34-5	0.20	U	0.20	1.4	U	1.4
4-Ethyltoluene	622-96-8	0.20	U	0.20	0.98	U	0.98
1,3,5-Trimethylbenzene	108-67-8	0.20	U	0.20	0.98	U	0.98
2-Chlorotoluene	95-49-8	0.20	U	0.20	1.0	U	1.0
1,2,4-Trimethylbenzene	95-63-6	0.20	U	0.20	0.98	U	0.98
1,3-Dichlorobenzene	541-73-1	0.20	U	0.20	1.2	U	1.2
1,4-Dichlorobenzene	106-46-7	0.20	U	0.20	1.2	U	1.2
1,2-Dichlorobenzene	95-50-1	0.20	U	0.20	1.2	U	1.2
1,2,4-Trichlorobenzene	120-82-1	0.50	U	0.50	3.7	U	3.7
Hexachlorobutadiene	87-68-3	0.20	U	0.20	2.1	U	2.1

SUBCONTRACT ORDER

TestAmerica Buffalo

RSG0899

SENDING LABORATORY:

TestAmerica Buffalo
10 Hazelwood Drive
Amherst, NY 14228
Phone: 716-691-2600
Fax: 716-691-7991
Project Manager: Brian Fischer

RECEIVING LABORATORY:

TestAmerica Burlington
30 Community Drive; Suite 11
S. Burlington, VT 05403
Phone :(802) 655-1203
Fax: (802) 655-1248

Analysis	Due	Expires	Laboratory ID	Comments
Sample ID: RSG0899-01	**Air**	**Sampled: 07/21/09 14:26**		**PDF and EDD in 5/6-SH**
SUB - TO15	08/03/09 12:00	07/28/09 14:26		
Containers Supplied:				
Sample ID: RSG0899-02	**Air**	**Sampled: 07/21/09 14:31**		
SUB - TO15	08/03/09 12:00	07/28/09 14:31		
Containers Supplied:				

Released By	Date	Received By	Date

Released By	Date	Received By	Date

TestAmerica Burlington
30 Community Drive
Suite 11
South Burlington, VT 05403
phone 802-660-1990 fax 802-660-1919

Canister Samples Chain of Custody Record

TestAmerica Analytical Testing Corp. assumes no liability with respect to the collection and shipment of these samples.

1 of 1 COCs

Client Contact Information
Company: AECOM
Address: 100 Corporate Pkwy
City/State/Zip: Amherst, NY 14226
Phone: 716-836-4506
FAX: 716-834 8785
Project Name: Scott Aviation 3009
Site: Scott Aviation, Lancaster, NY
PO #

Project Manager: Tim Renn
Phone: 864-234-3053
Email: timothy.renn@aecom.com
dino.zack@aecom.com
Site Contact: Dino Zack 716-866 8222
TA Contact: Brian Fisher

Analysis Turnaround Time
Standard (Specify) STD
Rush (Specify)

Samples Collected By:

Sample Identification	Sample Date(s)	Time Start	Time Stop	Canister Vacuum in Field, "Hg (Start)	Canister Vacuum in Field, "Hg (Stop)	Flow Controller ID	Canister ID	TO-15	TO-14A	EPA 3C	EPA 25C	ASTM D-1946	Other (Please specify in notes section)	Sample Type	Indoor Air	Ambient Air	Soil Gas	Landfill Gas	Other (Please specify in notes section)
AS effluent	7/21/09	14:25	14:26				2888	X											
LRP efflent	7/21/09	14:30	14:31				3313	X											

Temperature (Fahrenheit)	Interior	Ambient	
Start			
Stop			

Pressure (Inches of Hg)	Interior	Ambient	
Start			
Stop			

Special Instructions/QC Requirements & Comments:

Samples Shipped by:	Date/Time: 7/23/09 1700	Samples Received by:	LAB: TA 07/24/09 0945
Samples Relinquished by:	Date/Time: 7/21/09 14:35	Received by: Tamara Reby	
Relinquished by: Tamara Reby	Date/Time: 7/22/09 17:30	Received by: 1730	

Opened by: Condition:

TestAmerica

THE LEADER IN ENVIRONMENTAL TESTING

Sample Data Summary – TO-14A Volatile

FORM 1
VOLATILE ORGANICS ANALYSIS DATA SHEET

STLNYB SAMPLE NO.

RSG0899-01

Lab Name: TESTAMERICA BURLINGTON Contract: 29012

Lab Code: STLV Case No.: SCOTTAVI SAS No.: SDG No.: RSG0899

Matrix: (soil/water) AIR Lab Sample ID: 801474

Sample wt/vol: 50.00 (g/mL) ML Lab File ID: 801474D

Level: (low/med) LOW Date Received: 07/24/09

% Moisture: not dec. _____ Date Analyzed: 08/03/09

GC Column: RTX-624 ID: 0.32 (mm) Dilution Factor: 4.0

Soil Extract Volume:_____(uL) Soil Aliquot Volume: _____(uL)

CAS NO.	COMPOUND	CONCENTRATION UNITS: (ug/L or ug/Kg) PPBV	Q
75-71-8	Dichlorodifluoromethane	2.0	U
76-14-2	1,2-Dichlorotetrafluoroethan	0.80	U
74-87-3	Chloromethane	2.0	U
75-01-4	Vinyl Chloride	7.6	
106-99-0	1,3-Butadiene	2.0	U
74-83-9	Bromomethane	0.80	U
75-00-3	Chloroethane	18	
593-60-2	Bromoethene	0.80	U
75-69-4	Trichlorofluoromethane	0.80	U
76-13-1	Freon TF	0.80	U
75-35-4	1,1-Dichloroethene	0.80	U
75-15-0	Carbon Disulfide	3.1	
107-05-1	3-Chloropropene	2.0	U
75-09-2	Methylene Chloride	2.0	U
156-60-5	trans-1,2-Dichloroethene	0.80	U
110-54-3	n-Hexane	2.0	U
75-34-3	1,1-Dichloroethane	2.8	
156-59-2	cis-1,2-Dichloroethene	88	
67-66-3	Chloroform	0.80	U
71-55-6	1,1,1-Trichloroethane	1.2	
110-82-7	Cyclohexane	1.7	
56-23-5	Carbon Tetrachloride	0.80	U
540-84-1	2,2,4-Trimethylpentane	0.80	U
71-43-2	Benzene	0.80	U
107-06-2	1,2-Dichloroethane	0.80	U
142-82-5	n-Heptane	0.80	U
79-01-6	Trichloroethene	44	
78-87-5	1,2-Dichloropropane	0.80	U
75-27-4	Bromodichloromethane	0.80	U
10061-01-5	cis-1,3-Dichloropropene	0.80	U
108-88-3	Toluene	6.2	
10061-02-6	trans-1,3-Dichloropropene	0.80	U
79-00-5	1,1,2-Trichloroethane	0.80	U

FORM 1
VOLATILE ORGANICS ANALYSIS DATA SHEET

STLNYB SAMPLE NO.

RSG0899-01

Lab Name: TESTAMERICA BURLINGTON Contract: 29012

Lab Code: STLV Case No.: SCOTTAVI SAS No.: SDG No.: RSG0899

Matrix: (soil/water) AIR Lab Sample ID: 801474

Sample wt/vol: 50.00 (g/mL) ML Lab File ID: 801474D

Level: (low/med) LOW Date Received: 07/24/09

% Moisture: not dec. _____ Date Analyzed: 08/03/09

GC Column: RTX-624 ID: 0.32 (mm) Dilution Factor: 4.0

Soil Extract Volume:_____(uL) Soil Aliquot Volume: _____(uL)

CAS NO.	COMPOUND	CONCENTRATION UNITS: (ug/L or ug/Kg) PPBV	Q
127-18-4	Tetrachloroethene	0.80	U
124-48-1	Dibromochloromethane	0.80	U
106-93-4	1,2-Dibromoethane	0.80	U
108-90-7	Chlorobenzene	0.80	U
100-41-4	Ethylbenzene	1.1	
1330-20-7	Xylene (m,p)	2.0	U
95-47-6	Xylene (o)	0.80	
100-42-5	Styrene	0.80	U
75-25-2	Bromoform	0.80	U
79-34-5	1,1,2,2-Tetrachloroethane	0.80	U
622-96-8	4-Ethyltoluene	0.80	U
108-67-8	1,3,5-Trimethylbenzene	0.80	U
95-49-8	2-Chlorotoluene	0.80	U
95-63-6	1,2,4-Trimethylbenzene	0.80	U
541-73-1	1,3-Dichlorobenzene	0.80	U
106-46-7	1,4-Dichlorobenzene	0.80	U
95-50-1	1,2-Dichlorobenzene	0.80	U
120-82-1	1,2,4-Trichlorobenzene	2.0	U
87-68-3	Hexachlorobutadiene	0.80	U

FORM 1
VOLATILE ORGANICS ANALYSIS DATA SHEET

STLNYB SAMPLE NO.

RSG0899-02

Lab Name: TESTAMERICA BURLINGTON Contract: 29012

Lab Code: STLV Case No.: SCOTTAVI SAS No.: SDG No.: RSG0899

Matrix: (soil/water) AIR Lab Sample ID: 801475

Sample wt/vol: 20.00 (g/mL) ML Lab File ID: 801475D2

Level: (low/med) LOW Date Received: 07/24/09

% Moisture: not dec. _____ Date Analyzed: 08/04/09

GC Column: RTX-624 ID: 0.32 (mm) Dilution Factor: 799.0

Soil Extract Volume:_____(uL) Soil Aliquot Volume: _____(uL)

CAS NO.	COMPOUND	CONCENTRATION UNITS: (ug/L or ug/Kg) PPBV	Q
75-71-8	Dichlorodifluoromethane	400	U
76-14-2	1,2-Dichlorotetrafluoroethan	160	U
74-87-3	Chloromethane	400	U
75-01-4	Vinyl Chloride	1600	
106-99-0	1,3-Butadiene	400	U
74-83-9	Bromomethane	160	U
75-00-3	Chloroethane	400	U
593-60-2	Bromoethene	160	U
75-69-4	Trichlorofluoromethane	160	U
76-13-1	Freon TF	160	U
75-35-4	1,1-Dichloroethene	160	
75-15-0	Carbon Disulfide	400	U
107-05-1	3-Chloropropene	400	U
75-09-2	Methylene Chloride	400	U
156-60-5	trans-1,2-Dichloroethene	160	U
110-54-3	n-Hexane	400	U
75-34-3	1,1-Dichloroethane	610	
156-59-2	cis-1,2-Dichloroethene	25000	
67-66-3	Chloroform	160	U
71-55-6	1,1,1-Trichloroethane	790	
110-82-7	Cyclohexane	160	U
56-23-5	Carbon Tetrachloride	160	U
540-84-1	2,2,4-Trimethylpentane	160	U
71-43-2	Benzene	160	U
107-06-2	1,2-Dichloroethane	160	U
142-82-5	n-Heptane	160	U
79-01-6	Trichloroethene	24000	
78-87-5	1,2-Dichloropropane	160	U
75-27-4	Bromodichloromethane	160	U
10061-01-5	cis-1,3-Dichloropropene	160	U
108-88-3	Toluene	160	U
10061-02-6	trans-1,3-Dichloropropene	160	U
79-00-5	1,1,2-Trichloroethane	160	U

FORM 1
VOLATILE ORGANICS ANALYSIS DATA SHEET

STLNYB SAMPLE NO.

RSG0899-02

Lab Name: TESTAMERICA BURLINGTON Contract: 29012

Lab Code: STLV Case No.: SCOTTAVI SAS No.: SDG No.: RSG0899

Matrix: (soil/water) AIR Lab Sample ID: 801475

Sample wt/vol: 20.00 (g/mL) ML Lab File ID: 801475D2

Level: (low/med) LOW Date Received: 07/24/09

% Moisture: not dec. _____ Date Analyzed: 08/04/09

GC Column: RTX-624 ID: 0.32 (mm) Dilution Factor: 799.0

Soil Extract Volume:_____(uL) Soil Aliquot Volume: _____(uL)

CAS NO.	COMPOUND	CONCENTRATION UNITS: (ug/L or ug/Kg) PPBV	Q
127-18-4	Tetrachloroethene	160	U
124-48-1	Dibromochloromethane	160	U
106-93-4	1,2-Dibromoethane	160	U
108-90-7	Chlorobenzene	160	U
100-41-4	Ethylbenzene	160	U
1330-20-7	Xylene (m,p)	400	U
95-47-6	Xylene (o)	160	U
100-42-5	Styrene	160	U
75-25-2	Bromoform	160	U
79-34-5	1,1,2,2-Tetrachloroethane	160	U
622-96-8	4-Ethyltoluene	160	U
108-67-8	1,3,5-Trimethylbenzene	160	U
95-49-8	2-Chlorotoluene	160	U
95-63-6	1,2,4-Trimethylbenzene	160	U
541-73-1	1,3-Dichlorobenzene	160	U
106-46-7	1,4-Dichlorobenzene	160	U
95-50-1	1,2-Dichlorobenzene	160	U
120-82-1	1,2,4-Trichlorobenzene	400	U
87-68-3	Hexachlorobutadiene	160	U

FORM 1
VOLATILE ORGANICS ANALYSIS DATA SHEET

CLIENT SAMPLE NO.

MBLK080309FA

Lab Name: TESTAMERICA BURLINGTON Contract: 29012

Lab Code: STLV Case No.: SCOTTAVI SAS No.: SDG No.: RSG0899

Matrix: (soil/water) AIR Lab Sample ID: MBLK080309FA

Sample wt/vol: 200.0 (g/mL) ML Lab File ID: FDBB01Z

Level: (low/med) LOW Date Received: _____

% Moisture: not dec. _____ Date Analyzed: 08/03/09

GC Column: RTX-624 ID: 0.32 (mm) Dilution Factor: 1.0

Soil Extract Volume:_____(uL) Soil Aliquot Volume: _____(uL)

CAS NO.	COMPOUND	CONCENTRATION UNITS: (ug/L or ug/Kg) PPBV	Q
75-71-8	Dichlorodifluoromethane	0.50	U
76-14-2	1,2-Dichlorotetrafluoroethan	0.20	U
74-87-3	Chloromethane	0.50	U
75-01-4	Vinyl Chloride	0.20	U
106-99-0	1,3-Butadiene	0.50	U
74-83-9	Bromomethane	0.20	U
75-00-3	Chloroethane	0.50	U
593-60-2	Bromoethene	0.20	U
75-69-4	Trichlorofluoromethane	0.20	U
76-13-1	Freon TF	0.20	U
75-35-4	1,1-Dichloroethene	0.20	U
75-15-0	Carbon Disulfide	0.50	U
107-05-1	3-Chloropropene	0.50	U
75-09-2	Methylene Chloride	0.50	U
156-60-5	trans-1,2-Dichloroethene	0.20	U
110-54-3	n-Hexane	0.50	U
75-34-3	1,1-Dichloroethane	0.20	U
156-59-2	cis-1,2-Dichloroethene	0.20	U
67-66-3	Chloroform	0.20	U
71-55-6	1,1,1-Trichloroethane	0.20	U
110-82-7	Cyclohexane	0.20	U
56-23-5	Carbon Tetrachloride	0.20	U
540-84-1	2,2,4-Trimethylpentane	0.20	U
71-43-2	Benzene	0.20	U
107-06-2	1,2-Dichloroethane	0.20	U
142-82-5	n-Heptane	0.20	U
79-01-6	Trichloroethene	0.20	U
78-87-5	1,2-Dichloropropane	0.20	U
75-27-4	Bromodichloromethane	0.20	U
10061-01-5	cis-1,3-Dichloropropene	0.20	U
108-88-3	Toluene	0.20	U
10061-02-6	trans-1,3-Dichloropropene	0.20	U
79-00-5	1,1,2-Trichloroethane	0.20	U

FORM 1
VOLATILE ORGANICS ANALYSIS DATA SHEET

CLIENT SAMPLE NO.

MBLK080309FA

Lab Name: TESTAMERICA BURLINGTON Contract: 29012

Lab Code: STLV Case No.: SCOTTAVI SAS No.: SDG No.: RSG0899

Matrix: (soil/water) AIR Lab Sample ID: MBLK080309FA

Sample wt/vol: 200.0 (g/mL) ML Lab File ID: FDBB01Z

Level: (low/med) LOW Date Received: _____

% Moisture: not dec. _____ Date Analyzed: 08/03/09

GC Column: RTX-624 ID: 0.32 (mm) Dilution Factor: 1.0

Soil Extract Volume:_____(uL) Soil Aliquot Volume: _____(uL)

CAS NO.	COMPOUND	CONCENTRATION UNITS: (ug/L or ug/Kg) PPBV	Q
127-18-4	Tetrachloroethene	0.20	U
124-48-1	Dibromochloromethane	0.20	U
106-93-4	1,2-Dibromoethane	0.20	U
108-90-7	Chlorobenzene	0.20	U
100-41-4	Ethylbenzene	0.20	U
1330-20-7	Xylene (m,p)	0.50	U
95-47-6	Xylene (o)	0.20	U
100-42-5	Styrene	0.20	U
75-25-2	Bromoform	0.20	U
79-34-5	1,1,2,2-Tetrachloroethane	0.20	U
622-96-8	4-Ethyltoluene	0.20	U
108-67-8	1,3,5-Trimethylbenzene	0.20	U
95-49-8	2-Chlorotoluene	0.20	U
95-63-6	1,2,4-Trimethylbenzene	0.20	U
541-73-1	1,3-Dichlorobenzene	0.20	U
106-46-7	1,4-Dichlorobenzene	0.20	U
95-50-1	1,2-Dichlorobenzene	0.20	U
120-82-1	1,2,4-Trichlorobenzene	0.50	U
87-68-3	Hexachlorobutadiene	0.20	U

FORM 1
VOLATILE ORGANICS ANALYSIS DATA SHEET

CLIENT SAMPLE NO.

FA080309LCS

Lab Name: TESTAMERICA BURLINGTON Contract: 29012

Lab Code: STLV Case No.: SCOTTAVI SAS No.: SDG No.: RSG0899

Matrix: (soil/water) AIR Lab Sample ID: FA080309LCS

Sample wt/vol: 200.0 (g/mL) ML Lab File ID: FDB10ZQ

Level: (low/med) LOW Date Received: _____

% Moisture: not dec. _____ Date Analyzed: 08/03/09

GC Column: RTX-624 ID: 0.32 (mm) Dilution Factor: 1.0

Soil Extract Volume:_____(uL) Soil Aliquot Volume: _____(uL)

CAS NO.	COMPOUND	CONCENTRATION UNITS: (ug/L or ug/Kg) PPBV	Q
75-71-8	Dichlorodifluoromethane	9.4	
76-14-2	1,2-Dichlorotetrafluoroethan	13	
74-87-3	Chloromethane	11	
75-01-4	Vinyl Chloride	11	
106-99-0	1,3-Butadiene	11	
74-83-9	Bromomethane	9.5	
75-00-3	Chloroethane	9.5	
593-60-2	Bromoethene	9.9	
75-69-4	Trichlorofluoromethane	12	
76-13-1	Freon TF	12	
75-35-4	1,1-Dichloroethene	11	
75-15-0	Carbon Disulfide	9.9	
107-05-1	3-Chloropropene	10	
75-09-2	Methylene Chloride	11	
156-60-5	trans-1,2-Dichloroethene	11	
110-54-3	n-Hexane	10	
75-34-3	1,1-Dichloroethane	11	
156-59-2	cis-1,2-Dichloroethene	11	
67-66-3	Chloroform	12	
71-55-6	1,1,1-Trichloroethane	12	
110-82-7	Cyclohexane	11	
56-23-5	Carbon Tetrachloride	13	
540-84-1	2,2,4-Trimethylpentane	10	
71-43-2	Benzene	10	
107-06-2	1,2-Dichloroethane	13	
142-82-5	n-Heptane	10	
79-01-6	Trichloroethene	11	
78-87-5	1,2-Dichloropropane	10	
75-27-4	Bromodichloromethane	12	
10061-01-5	cis-1,3-Dichloropropene	11	
108-88-3	Toluene	10	
10061-02-6	trans-1,3-Dichloropropene	12	
79-00-5	1,1,2-Trichloroethane	10	

FORM 1
VOLATILE ORGANICS ANALYSIS DATA SHEET

CLIENT SAMPLE NO.

FA080309LCS

Lab Name: TESTAMERICA BURLINGTON Contract: 29012

Lab Code: STLV Case No.: SCOTTAVI SAS No.: SDG No.: RSG0899

Matrix: (soil/water) AIR Lab Sample ID: FA080309LCS

Sample wt/vol: 200.0 (g/mL) ML Lab File ID: FDB10ZQ

Level: (low/med) LOW Date Received: _____

% Moisture: not dec. _____ Date Analyzed: 08/03/09

GC Column: RTX-624 ID: 0.32 (mm) Dilution Factor: 1.0

Soil Extract Volume:_____(uL) Soil Aliquot Volume: _____(uL)

CAS NO.	COMPOUND	CONCENTRATION UNITS: (ug/L or ug/Kg) PPBV	Q
127-18-4	Tetrachloroethene	11	
124-48-1	Dibromochloromethane	12	
106-93-4	1,2-Dibromoethane	11	
108-90-7	Chlorobenzene	11	
100-41-4	Ethylbenzene	11	
1330-20-7	Xylene (m,p)	22	
95-47-6	Xylene (o)	11	
100-42-5	Styrene	11	
75-25-2	Bromoform	13	
79-34-5	1,1,2,2-Tetrachloroethane	10	
622-96-8	4-Ethyltoluene	12	
108-67-8	1,3,5-Trimethylbenzene	12	
95-49-8	2-Chlorotoluene	12	
95-63-6	1,2,4-Trimethylbenzene	12	
541-73-1	1,3-Dichlorobenzene	11	
106-46-7	1,4-Dichlorobenzene	11	
95-50-1	1,2-Dichlorobenzene	11	
120-82-1	1,2,4-Trichlorobenzene	13	
87-68-3	Hexachlorobutadiene	13	

FORM 3
AIR VOLATILE LAB CONTROL SAMPLE

Lab Name: TESTAMERICA BURLINGTON Contract: 29012

Lab Code: STLV Case No.: SCOTTAVI SAS No.: SDG No.: RSG0899

Matrix Spike - Sample No.: FA080309LCS

COMPOUND	SPIKE ADDED (ppbv)	SAMPLE CONCENTRATION (ug/L)	LCS CONCENTRATION (ppbv)	LCS % REC #	QC. LIMITS REC.
Dichlorodifluoromethane	10		9.4	94	70-130
1,2-Dichlorotetrafluoro	10		13	130	70-130
Chloromethane	10		11	110	70-130
Vinyl Chloride	10		11	110	70-130
1,3-Butadiene	10		11	110	70-130
Bromomethane	10		9.5	95	70-130
Chloroethane	10		9.5	95	70-130
Bromoethene	10		9.9	99	70-130
Trichlorofluoromethane	10		12	120	70-130
Freon TF	10		12	120	70-130
1,1-Dichloroethene	10		11	110	70-130
Carbon Disulfide	10		9.9	99	70-130
3-Chloropropene	10		10	100	70-130
Methylene Chloride	10		11	110	70-130
trans-1,2-Dichloroethen	10		11	110	70-130
n-Hexane	10		10	100	70-130
1,1-Dichloroethane	10		11	110	70-130
cis-1,2-Dichloroethene	10		11	110	70-130
Chloroform	10		12	120	70-130
1,1,1-Trichloroethane	10		12	120	70-130
Cyclohexane	10		11	110	70-130
Carbon Tetrachloride	10		13	130	70-130
2,2,4-Trimethylpentane	10		10	100	70-130
Benzene	10		10	100	70-130
1,2-Dichloroethane	10		13	130	70-130
n-Heptane	10		10	100	70-130
Trichloroethene	10		11	110	70-130
1,2-Dichloropropane	10		10	100	70-130

Column to be used to flag recovery and RPD values with an asterisk

* Values outside of QC limits

COMMENTS: _____

FORM 3
AIR VOLATILE LAB CONTROL SAMPLE

Lab Name: TESTAMERICA BURLINGTON Contract: 29012

Lab Code: STLV Case No.: SCOTTAVI SAS No.: SDG No.: RSG0899

Matrix Spike - Sample No.: FA080309LCS

COMPOUND	SPIKE ADDED (ppbv)	SAMPLE CONCENTRATION (ug/L)	LCS CONCENTRATION (ppbv)	LCS % REC #	QC. LIMITS REC.
Bromodichloromethane	10		12	120	70-130
cis-1,3-Dichloropropene	10		11	110	70-130
Toluene	10		10	100	70-130
trans-1,3-Dichloroprope	10		12	120	70-130
1,1,2-Trichloroethane	10		10	100	70-130
Tetrachloroethene	10		11	110	70-130
Dibromochloromethane	10		12	120	70-130
1,2-Dibromoethane	10		11	110	70-130
Chlorobenzene	10		11	110	70-130
Ethylbenzene	10		11	110	70-130
Xylene (m,p)	20		22	110	70-130
Xylene (o)	10		11	110	70-130
Styrene	10		11	110	70-130
Bromoform	10		13	130	70-130
1,1,2,2-Tetrachloroetha	10		10	100	70-130
4-Ethyltoluene	10		12	120	70-130
1,3,5-Trimethylbenzene	10		12	120	70-130
2-Chlorotoluene	10		12	120	70-130
1,2,4-Trimethylbenzene	10		12	120	70-130
1,3-Dichlorobenzene	10		11	110	70-130
1,4-Dichlorobenzene	10		11	110	70-130
1,2-Dichlorobenzene	10		11	110	70-130
1,2,4-Trichlorobenzene	10		13	130	70-130
Hexachlorobutadiene	10		13	130	70-130

Column to be used to flag recovery and RPD values with an asterisk

* Values outside of QC limits

RPD: 0 out of 0 outside limits
Spike Recovery: 0 out of 52 outside limits

COMMENTS: _____

FORM 4
VOLATILE METHOD BLANK SUMMARY

CLIENT SAMPLE NO.

MBLK080309FA

Lab Name: TESTAMERICA BURLINGTON Contract: 29012

Lab Code: STLV Case No.: SCOTTAVI SAS No.: SDG No.: RSG0899

Lab File ID: FDBB01Z Lab Sample ID: MBLK080309FA

Date Analyzed: 08/03/09 Time Analyzed: 1316

GC Column: RTX-624 ID: 0.32 (mm) Heated Purge: (Y/N) N

Instrument ID: F

THIS METHOD BLANK APPLIES TO THE FOLLOWING SAMPLES, MS and MSD:

	SAMPLE NO.	LAB SAMPLE ID	LAB FILE ID	TIME ANALYZED
01	FA080309LCS	FA080309LCS	FDB10ZQ	1227
02	RSG0899-01	801474	801474D	1737
03	RSG0899-02	801475	801475D2	0606
04				
05				
06				
07				
08				
09				
10				
11				
12				
13				
14				
15				
16				
17				
18				
19				
20				
21				
22				
23				
24				
25				
26				
27				
28				
29				
30				

COMMENTS:

FORM IV VOA

FORM 5
VOLATILE ORGANIC INSTRUMENT PERFORMANCE CHECK
BROMOFLUOROBENZENE (BFB)

Lab Name: TESTAMERICA BURLINGTON Contract: 29012

Lab Code: STLV Case No.: SCOTTAVI SAS No.: SDG No.: RSG0899

Lab File ID: FDB01PV BFB Injection Date: 07/02/09

Instrument ID: F BFB Injection Time: 2140

GC Column: RTX-624 ID: 0.32 (mm) Heated Purge: (Y/N) N

m/e	ION ABUNDANCE CRITERIA	% RELATIVE ABUNDANCE
50	8.0 - 40.0% of mass 95	17.2
75	30.0 - 66.0% of mass 95	47.3
95	Base Peak, 100% relative abundance	100.0
96	5.0 - 9.0% of mass 95	6.6
173	Less than 2.0% of mass 174	0.5 (0.5)1
174	50.0 - 120.0% of mass 95	106.6
175	4.0 - 9.0% of mass 174	7.6 (7.1)1
176	93.0 - 101.0% of mass 174	105.5 (98.9)1
177	5.0 - 9.0% of mass 176	6.9 (6.5)2

1-Value is % mass 174 2-Value is % mass 176

THIS CHECK APPLIES TO THE FOLLOWING SAMPLES, MS, MSD, BLANKS, AND STANDARDS:

	EPA SAMPLE NO.	LAB SAMPLE ID	LAB FILE ID	DATE ANALYZED	TIME ANALYZED
01	ASTD0002	ASTD0002	FDB002V	07/02/09	2316
02	ASTD0005	ASTD0005	FDB005V	07/03/09	0006
03	ASTD005	ASTD005	FDB05V	07/03/09	0056
04	ASTD010	ASTD010	FDB10V	07/03/09	0147
05	ASTD015	ASTD015	FDB15V	07/03/09	0238
06	ASTD020	ASTD020	FDB20V	07/03/09	0328
07	ASTD040	ASTD040	FDB40V	07/03/09	0419
08					
09					
10					
11					
12					
13					
14					
15					
16					
17					
18					
19					
20					
21					
22					

FORM V VOA

FORM 5
VOLATILE ORGANIC INSTRUMENT PERFORMANCE CHECK
BROMOFLUOROBENZENE (BFB)

Lab Name: TESTAMERICA BURLINGTON Contract: 29012

Lab Code: STLV Case No.: SCOTTAVI SAS No.: SDG No.: RSG0899

Lab File ID: FDB28PV BFB Injection Date: 08/03/09

Instrument ID: F BFB Injection Time: 0925

GC Column: RTX-624 ID: 0.32 (mm) Heated Purge: (Y/N) N

m/e	ION ABUNDANCE CRITERIA	% RELATIVE ABUNDANCE
50	8.0 - 40.0% of mass 95	20.8
75	30.0 - 66.0% of mass 95	55.0
95	Base Peak, 100% relative abundance	100.0
96	5.0 - 9.0% of mass 95	6.7
173	Less than 2.0% of mass 174	0.5 (0.5)1
174	50.0 - 120.0% of mass 95	105.2
175	4.0 - 9.0% of mass 174	7.4 (7.1)1
176	93.0 - 101.0% of mass 174	102.8 (97.8)1
177	5.0 - 9.0% of mass 176	6.5 (6.3)2

1-Value is % mass 174 2-Value is % mass 176

THIS CHECK APPLIES TO THE FOLLOWING SAMPLES, MS, MSD, BLANKS, AND STANDARDS:

	EPA SAMPLE NO.	LAB SAMPLE ID	LAB FILE ID	DATE ANALYZED	TIME ANALYZED
01	ASTD010	ASTD010	FDB10ZV2	08/03/09	1136
02	FA080309LCS	FA080309LCS	FDB10ZQ	08/03/09	1227
03	MBLK080309FA	MBLK080309FA	FDBB01Z	08/03/09	1316
04	RSG0899-01	801474	801474D	08/03/09	1737
05	RSG0899-02	801475	801475D2	08/04/09	0606
06					
07					
08					
09					
10					
11					
12					
13					
14					
15					
16					
17					
18					
19					
20					
21					
22					

FORM V VOA

6A
VOLATILE ORGANICS INITIAL CALIBRATION DATA

Lab Name: TESTAMERICA BURLINGTON Contract: 29012

Lab Code: STLV Case No.: SCOTTAVI SAS No.: SDG No.: RSG0899

Instrument ID: F Calibration Date(s): 07/02/09 07/03/09

Heated Purge: (Y/N) N Calibration Time(s): 2316 0419

GC Column: RTX-624 ID: 0.32 (mm)

LAB FILE ID: RRF0.2=FDB002V RRF0.5=FDB005V
RRF2 = RRF5 =FDB05V RRF10 =FDB10V

COMPOUND	RRF0.2	RRF0.5	RRF2	RRF5	RRF10	$\overline{RRF}$	% RSD
Dichlorodifluoromethane		1.938		2.141	1.995		
1,2-Dichlorotetrafluoroethan	2.036	2.036		2.255	2.078		
Chloromethane		0.579		0.593	0.558		
Vinyl Chloride	0.719	0.688		0.770	0.759		
1,3-Butadiene		0.505		0.566	0.552		
Bromomethane	0.890	0.804		0.832	0.824		
Chloroethane		0.363		0.404	0.403		
Bromoethene	0.859	0.836		0.886	0.879		
Trichlorofluoromethane	2.369	2.312		2.515	2.357		
Freon TF	1.510	1.473		1.576	1.502		
1,1-Dichloroethene	0.779	0.686		0.713	0.697		
Carbon Disulfide		1.941		2.077	2.048		
3-Chloropropene		0.732		0.803	0.788		
Methylene Chloride		0.781		0.720	0.697		
trans-1,2-Dichloroethene	0.999	0.984		1.099	1.060		
n-Hexane		0.954		1.085	1.067		
1,1-Dichloroethane *	1.230	1.190		1.335	1.306		*
cis-1,2-Dichloroethene	0.759	0.740		0.837	0.844		
Chloroform	1.515	1.533		1.716	1.660		
1,1,1-Trichloroethane	0.347	0.351		0.401	0.391		
Cyclohexane	0.195	0.192		0.217	0.224		
Carbon Tetrachloride	0.394	0.390		0.453	0.442		
2,2,4-Trimethylpentane	0.572	0.579		0.670	0.676		
Benzene	0.474	0.436		0.475	0.471		
1,2-Dichloroethane	0.218	0.215		0.245	0.242		
n-Heptane	0.241	0.220		0.244	0.248		
Trichloroethene	0.189	0.203		0.229	0.234		
1,2-Dichloropropane	0.138	0.139		0.157	0.158		
Bromodichloromethane	0.311	0.309		0.388	0.385		
cis-1,3-Dichloropropene	0.221	0.225		0.278	0.281		
Toluene	0.381	0.357		0.404	0.397		
trans-1,3-Dichloropropene	0.250	0.252		0.311	0.309		
1,1,2-Trichloroethane	0.154	0.158		0.182	0.178		
Tetrachloroethene	0.403	0.392		0.451	0.441		
Dibromochloromethane	0.357	0.354		0.474	0.468		
1,2-Dibromoethane	0.308	0.306		0.384	0.377		
Chlorobenzene *	0.526	0.522		0.603	0.585		*

* Compounds with required minimum RRF and maximim %RSD values.
All other compounds must meet a minimim RRF of 0.010.

6A
VOLATILE ORGANICS INITIAL CALIBRATION DATA

Lab Name: TESTAMERICA BURLINGTON Contract: 29012

Lab Code: STLV Case No.: SCOTTAVI SAS No.: SDG No.: RSG0899

Instrument ID: F Calibration Date(s): 07/02/09 07/03/09

Heated Purge: (Y/N) N Calibration Time(s): 2316 0419

GC Column: RTX-624 ID: 0.32 (mm)

LAB FILE ID: RRF0.2=FDB002V RRF0.5=FDB005V
RRF2 = RRF5 =FDB05V RRF10 =FDB10V

COMPOUND	RRF0.2	RRF0.5	RRF2	RRF5	RRF10	$\overline{RRF}$	% RSD
Ethylbenzene	0.768	0.783		0.930	0.889		
Xylene (m,p)	0.313	0.316		0.381	0.364		
Xylene (o)	0.309	0.303		0.366	0.351		
Styrene	0.428	0.432		0.572	0.556		
Bromoform	0.368	0.381		0.556	0.532		
1,1,2,2-Tetrachloroethane	0.407	0.404		0.486	0.454		
4-Ethyltoluene	0.926	0.956		1.142	1.084		
1,3,5-Trimethylbenzene	0.799	0.796		0.941	0.895		
2-Chlorotoluene	0.754	0.762		0.890	0.824		
1,2,4-Trimethylbenzene	0.764	0.798		0.936	0.900		
1,3-Dichlorobenzene	0.630	0.632		0.744	0.715		
1,4-Dichlorobenzene	0.649	0.650		0.746	0.721		
1,2-Dichlorobenzene	0.592	0.605		0.704	0.670		
1,2,4-Trichlorobenzene		0.428		0.542	0.556		
Hexachlorobutadiene	0.563	0.478		0.621	0.574		

* Compounds with required minimum RRF and maximim %RSD values.
All other compounds must meet a minimim RRF of 0.010.

6A
VOLATILE ORGANICS INITIAL CALIBRATION DATA

Lab Name: TESTAMERICA BURLINGTON Contract: 29012

Lab Code: STLV Case No.: SCOTTAVI SAS No.: SDG No.: RSG0899

Instrument ID: F Calibration Date(s): 07/02/09 07/03/09

Heated Purge: (Y/N) N Calibration Time(s): 2316 0419

GC Column: RTX-624 ID: 0.32 (mm)

LAB FILE ID: RRF15 =FDB15V RRF20 =FDB20V
RRF40 =FDB40V

COMPOUND	RRF15	RRF20	RRF40			$\overline{RRF}$	% RSD
Dichlorodifluoromethane		1.841	1.741			1.931	7.9
1,2-Dichlorotetrafluoroethan		1.948	1.826			2.030	7.0
Chloromethane		0.510	0.493			0.547	7.9
Vinyl Chloride		0.678	0.657			0.712	6.4
1,3-Butadiene		0.498	0.479			0.520	7.2
Bromomethane		0.781	0.764			0.816	5.4
Chloroethane		0.397	0.382			0.390	4.4
Bromoethene		0.864	0.842			0.861	2.3
Trichlorofluoromethane		2.215	2.099			2.311	6.2
Freon TF		1.496	1.456			1.502	2.8
1,1-Dichloroethene		0.728	0.708			0.718	4.6
Carbon Disulfide		2.114	2.105			2.057	3.4
3-Chloropropene		0.799	0.780			0.780	3.7
Methylene Chloride		0.697	0.682			0.715	5.5
trans-1,2-Dichloroethene		1.079	1.054			1.046	4.3
n-Hexane		1.071	1.043			1.044	5.0
1,1-Dichloroethane *		1.292	1.257			1.268	4.2*
cis-1,2-Dichloroethene		0.840	0.842			0.810	5.9
Chloroform		1.640	1.595			1.610	4.8
1,1,1-Trichloroethane		0.382	0.377			0.375	5.7
Cyclohexane		0.222	0.225			0.212	7.0
Carbon Tetrachloride		0.429	0.420			0.421	6.0
2,2,4-Trimethylpentane		0.690	0.697			0.647	8.7
Benzene		0.482	0.484			0.470	3.7
1,2-Dichloroethane		0.233	0.227			0.230	5.3
n-Heptane		0.250	0.249			0.242	4.7
Trichloroethene		0.236	0.234			0.221	9.0
1,2-Dichloropropane		0.163	0.162			0.153	7.6
Bromodichloromethane		0.383	0.378			0.359	10.6
cis-1,3-Dichloropropene		0.290	0.286			0.264	12.1
Toluene		0.406	0.404			0.392	5.0
trans-1,3-Dichloropropene		0.314	0.304			0.290	10.4
1,1,2-Trichloroethane		0.183	0.180			0.172	7.6
Tetrachloroethene		0.451	0.446			0.431	6.1
Dibromochloromethane		0.481	0.468			0.434	14.0
1,2-Dibromoethane		0.386	0.376			0.356	10.8
Chlorobenzene *		0.602	0.582			0.570	6.4*

* Compounds with required minimum RRF and maximim %RSD values.
All other compounds must meet a minimim RRF of 0.010.

6A
VOLATILE ORGANICS INITIAL CALIBRATION DATA

Lab Name: TESTAMERICA BURLINGTON Contract: 29012

Lab Code: STLV Case No.: SCOTTAVI SAS No.: SDG No.: RSG0899

Instrument ID: F Calibration Date(s): 07/02/09 07/03/09

Heated Purge: (Y/N) N Calibration Time(s): 2316 0419

GC Column: RTX-624 ID: 0.32 (mm)

LAB FILE ID: RRF15 =FDB15V RRF20 =FDB20V
RRF40 =FDB40V

COMPOUND	RRF15	RRF20	RRF40			$\overline{RRF}$	% RSD
Ethylbenzene		0.914	0.874			0.860	7.9
Xylene (m,p)		0.377	0.362			0.352	8.6
Xylene (o)		0.362	0.345			0.339	7.9
Styrene		0.581	0.558			0.521	13.7
Bromoform		0.550	0.520			0.484	17.8
1,1,2,2-Tetrachloroethane		0.463	0.443			0.443	7.3
4-Ethyltoluene		1.084	1.074			1.044	8.0
1,3,5-Trimethylbenzene		0.899	0.886			0.869	6.7
2-Chlorotoluene		0.831	0.788			0.808	6.3
1,2,4-Trimethylbenzene		0.884	0.880			0.860	7.6
1,3-Dichlorobenzene		0.700	0.692			0.686	6.7
1,4-Dichlorobenzene		0.703	0.697			0.694	5.5
1,2-Dichlorobenzene		0.649	0.649			0.645	6.4
1,2,4-Trichlorobenzene		0.511	0.496			0.507	9.8
Hexachlorobutadiene		0.533	0.518			0.548	9.0

* Compounds with required minimum RRF and maximim %RSD values.
All other compounds must meet a minimim RRF of 0.010.

FORM 7
VOLATILE CONTINUING CALIBRATION CHECK

Lab Name: TESTAMERICA BURLINGTON Contract: 29012

Lab Code: STLV Case No.: SCOTTAVI SAS No.: SDG No.: RSG0899

Instrument ID: F Calibration Date: 08/03/09 Time: 1136

Lab File ID: FDB10ZV2 Init. Calib. Date(s): 07/02/09 07/03/09

Heated Purge: (Y/N) N Init. Calib. Times: 2316 0419

GC Column: RTX-624 ID: 0.32 (mm)

COMPOUND	$\overline{RRF}$	RRF10	MIN RRF	%D	MAX %D
Dichlorodifluoromethane	1.931	2.004	0.01	3.8	30.0
1,2-Dichlorotetrafluoroethan	2.030	2.592	0.01	27.7	30.0
Chloromethane	0.547	0.602	0.01	10.0	30.0
Vinyl Chloride	0.712	0.786	0.01	10.4	30.0
1,3-Butadiene	0.520	0.555	0.01	6.7	30.0
Bromomethane	0.816	0.814	0.01	0.2	30.0
Chloroethane	0.390	0.379	0.01	2.8	30.0
Bromoethene	0.861	0.858	0.01	0.3	30.0
Trichlorofluoromethane	2.311	2.834	0.01	22.6	30.0
Freon TF	1.502	1.623	0.01	8.0	30.0
1,1-Dichloroethene	0.718	0.714	0.01	0.6	30.0
Carbon Disulfide	2.057	2.011	0.01	2.2	30.0
3-Chloropropene	0.780	0.765	0.01	1.9	30.0
Methylene Chloride	0.715	0.720	0.01	0.7	30.0
trans-1,2-Dichloroethene	1.046	1.118	0.01	6.9	30.0
n-Hexane	1.044	0.996	0.01	4.6	30.0
1,1-Dichloroethane	1.268	1.313	0.1	3.5	30.0
cis-1,2-Dichloroethene	0.810	0.832	0.01	2.7	30.0
Chloroform	1.610	1.839	0.01	14.2	30.0
1,1,1-Trichloroethane	0.375	0.473	0.01	26.1	30.0
Cyclohexane	0.212	0.222	0.01	4.7	30.0
Carbon Tetrachloride	0.421	0.542	0.01	28.7	30.0
2,2,4-Trimethylpentane	0.647	0.655	0.01	1.2	30.0
Benzene	0.470	0.472	0.01	0.4	30.0
1,2-Dichloroethane	0.230	0.290	0.01	26.1	30.0
n-Heptane	0.242	0.238	0.01	1.6	30.0
Trichloroethene	0.221	0.247	0.01	11.8	30.0
1,2-Dichloropropane	0.153	0.153	0.01	0.0	30.0
Bromodichloromethane	0.359	0.440	0.01	22.6	30.0
cis-1,3-Dichloropropene	0.264	0.286	0.01	8.3	30.0
Toluene	0.392	0.404	0.01	3.1	30.0
trans-1,3-Dichloropropene	0.290	0.336	0.01	15.9	30.0
1,1,2-Trichloroethane	0.172	0.180	0.01	4.6	30.0
Tetrachloroethene	0.431	0.469	0.01	8.8	30.0
Dibromochloromethane	0.434	0.522	0.01	20.3	30.0
1,2-Dibromoethane	0.356	0.394	0.01	10.7	30.0
Chlorobenzene	0.570	0.603	0.3	5.8	30.0

FORM 7
VOLATILE CONTINUING CALIBRATION CHECK

Lab Name: TESTAMERICA BURLINGTON Contract: 29012

Lab Code: STLV Case No.: SCOTTAVI SAS No.: SDG No.: RSG0899

Instrument ID: F Calibration Date: 08/03/09 Time: 1136

Lab File ID: FDB10ZV2 Init. Calib. Date(s): 07/02/09 07/03/09

Heated Purge: (Y/N) N Init. Calib. Times: 2316 0419

GC Column: RTX-624 ID: 0.32 (mm)

COMPOUND	$\overline{RRF}$	RRF10	MIN RRF	%D	MAX %D
Ethylbenzene	0.860	0.955	0.01	11.0	30.0
Xylene (m,p)	0.352	0.384	0.01	9.1	30.0
Xylene (o)	0.339	0.372	0.01	9.7	30.0
Styrene	0.521	0.586	0.01	12.5	30.0
Bromoform	0.484	0.604	0.01	24.8	30.0
1,1,2,2-Tetrachloroethane	0.443	0.467	0.01	5.4	30.0
4-Ethyltoluene	1.044	1.174	0.01	12.4	30.0
1,3,5-Trimethylbenzene	0.869	0.997	0.01	14.7	30.0
2-Chlorotoluene	0.808	0.930	0.01	15.1	30.0
1,2,4-Trimethylbenzene	0.860	0.997	0.01	15.9	30.0
1,3-Dichlorobenzene	0.686	0.765	0.01	11.5	30.0
1,4-Dichlorobenzene	0.694	0.763	0.01	9.9	30.0
1,2-Dichlorobenzene	0.645	0.728	0.01	12.9	30.0
1,2,4-Trichlorobenzene	0.507	0.539	0.01	6.3	30.0
Hexachlorobutadiene	0.548	0.699	0.01	27.6	30.0

FORM 8
VOLATILE INTERNAL STANDARD AREA AND RT SUMMARY

Lab Name: TESTAMERICA BURLINGTON Contract: 29012

Lab Code: STLV Case No.: SCOTTAVI SAS No.: SDG No.: RSG0899

Lab File ID (Standard): FDB10ZV2 Date Analyzed: 08/03/09

Instrument ID: F Time Analyzed: 1136

GC Column: RTX-624 ID: 0.32 (mm) Heated Purge: (Y/N) N

		IS1(BCM) AREA #	RT #	IS2(DFB) AREA #	RT #	IS3(CBZ) AREA #	RT #
	12 HOUR STD	193962	9.76	944966	11.15	911351	15.24
	UPPER LIMIT	271547	10.09	1322952	11.48	1275891	15.57
	LOWER LIMIT	116377	9.43	566980	10.82	546811	14.91
	CLIENT SAMPLE NO.						
01	FA080309LCS	203283	9.76	995341	11.15	954305	15.25
02	MBLK080309FA	195038	9.76	994319	11.15	921373	15.24
03	RSG0899-01	168346	9.76	864899	11.15	813809	15.24
04	RSG0899-02	152614	9.76	779195	11.15	741272	15.24
05							
06							
07							
08							
09							
10							
11							
12							
13							
14							
15							
16							
17							
18							
19							
20							
21							
22							

IS1 (BCM) = Bromochloromethane
IS2 (DFB) = 1,4-Difluorobenzene
IS3 (CBZ) = Chlorobenzene-d5

AREA UPPER LIMIT = + 40% of internal standard area
AREA LOWER LIMIT = - 40% of internal standard area
RT UPPER LIMIT = + 0.33 minutes of internal standard RT
RT LOWER LIMIT = - 0.33 minutes of internal standard RT

Column used to flag values outside QC limits with an asterisk.
* Values outside of QC limits.

TestAmerica
South Burlington, VT

Extended Data Package

RSG0899

TestAmerica
THE LEADER IN ENVIRONMENTAL TESTING

TestAmerica Laboratories, Inc.

August 6, 2009

Mr. Brian Fischer
TestAmerica, Inc.
10 Hazelwood Drive
Suite 106
Amherst, NY 14228

Re: Laboratory Project No. 29012
Case: SCOTTAVI; SDG: RSG0899

Dear Mr. Fischer:

Enclosed are the analytical results for the samples that were received by TestAmerica Burlington on July 24th, 2009. Laboratory identification numbers were assigned, and designated as follows:

Lab ID	Client Sample ID	Sample Date	Sample Matrix
	Received: 07/24/09 ETR No: 132794		
801474	RSG0899-01	07/21/09	AIR
801475	RSG0899-02	07/21/09	AIR

Documentation of the condition of the samples at the time of their receipt and any exception to the laboratory's Sample Acceptance Policy is documented in the Sample Handling section of this submittal.

The volatile organics analyses for samples RSG0899-01 and RSG0899-02 were accomplished at dilutions based on screen analyses, to ensure quantitation of all target constituents within the range of calibrated instrument response.

Any reference within this report to Severn Trent Laboratories, Inc. or STL, should be understood to refer to TestAmerica Laboratories, Inc. (formerly known as Severn Trent Laboratories, Inc.) The analytical results associated with the samples presented in this test report were generated under a quality system that adheres to requirements specified in the NELAC standard. Release of the data in this test report and any associated electronic deliverables is authorized by the Laboratory Director's designee as verified by the following signature.

If there are any questions regarding this submittal, please contact me at 802 660-1990.

Sincerely,

Rayburn Lavigne
Project Manager

Enclosure

TO-14/15
Result Summary

CLIENT SAMPLE NO.

RSG0899-01

Lab Name: TAL Burlington

SDG Number: RSG0899

Dilution Factor: 4.00

Sample Matrix: AIR

Lab Sample No.: 801474

Date Analyzed: 8/3/2009

Date Received: 7/24/2009

Target Compound	CAS Number	Results In ppbv	Q	RL In ppbv	Results In ug/m3	Q	RL In ug/m3
Dichlorodifluoromethane	75-71-8	2.0	U	2.0	9.9	U	9.9
1,2-Dichlorotetrafluoroethane	76-14-2	0.80	U	0.80	5.6	U	5.6
Chloromethane	74-87-3	2.0	U	2.0	4.1	U	4.1
Vinyl Chloride	75-01-4	7.6		0.80	19		2.0
1,3-Butadiene	106-99-0	2.0	U	2.0	4.4	U	4.4
Bromomethane	74-83-9	0.80	U	0.80	3.1	U	3.1
Chloroethane	75-00-3	18		2.0	47		5.3
Bromoethene	593-60-2	0.80	U	0.80	3.5	U	3.5
Trichlorofluoromethane	75-69-4	0.80	U	0.80	4.5	U	4.5
Freon TF	76-13-1	0.80	U	0.80	6.1	U	6.1
1,1-Dichloroethene	75-35-4	0.80	U	0.80	3.2	U	3.2
Carbon Disulfide	75-15-0	3.1		2.0	9.7		6.2
3-Chloropropene	107-05-1	2.0	U	2.0	6.3	U	6.3
Methylene Chloride	75-09-2	2.0	U	2.0	6.9	U	6.9
trans-1,2-Dichloroethene	156-60-5	0.80	U	0.80	3.2	U	3.2
n-Hexane	110-54-3	2.0	U	2.0	7.0	U	7.0
1,1-Dichloroethane	75-34-3	2.8		0.80	11		3.2
cis-1,2-Dichloroethene	156-59-2	88		0.80	350		3.2
Chloroform	67-66-3	0.80	U	0.80	3.9	U	3.9
1,1,1-Trichloroethane	71-55-6	1.2		0.80	6.5		4.4
Cyclohexane	110-82-7	1.7		0.80	5.9		2.8
Carbon Tetrachloride	56-23-5	0.80	U	0.80	5.0	U	5.0
2,2,4-Trimethylpentane	540-84-1	0.80	U	0.80	3.7	U	3.7
Benzene	71-43-2	0.80	U	0.80	2.6	U	2.6
1,2-Dichloroethane	107-06-2	0.80	U	0.80	3.2	U	3.2
n-Heptane	142-82-5	0.80	U	0.80	3.3	U	3.3
Trichloroethene	79-01-6	44		0.80	240		4.3
1,2-Dichloropropane	78-87-5	0.80	U	0.80	3.7	U	3.7
Bromodichloromethane	75-27-4	0.80	U	0.80	5.4	U	5.4
cis-1,3-Dichloropropene	10061-01-5	0.80	U	0.80	3.6	U	3.6
Toluene	108-88-3	6.2		0.80	23		3.0
trans-1,3-Dichloropropene	10061-02-6	0.80	U	0.80	3.6	U	3.6
1,1,2-Trichloroethane	79-00-5	0.80	U	0.80	4.4	U	4.4

Printed: 8/5/2009 2:09:56 PM

TO-14/15
Result Summary

CLIENT SAMPLE NO.

RSG0899-01

Lab Name: TAL Burlington

SDG Number: RSG0899

Dilution Factor: 4.00

Sample Matrix: AIR

Lab Sample No.: 801474

Date Analyzed: 8/3/2009

Date Received: 7/24/2009

Target Compound	CAS Number	Results in ppbv	Q	RL in ppbv	Results in ug/m3	Q	RL in ug/m3
Tetrachloroethene	127-18-4	0.80	U	0.80	5.4	U	5.4
Dibromochloromethane	124-48-1	0.80	U	0.80	6.8	U	6.8
1,2-Dibromoethane	106-93-4	0.80	U	0.80	6.1	U	6.1
Chlorobenzene	108-90-7	0.80	U	0.80	3.7	U	3.7
Ethylbenzene	100-41-4	1.1		0.80	4.8		3.5
Xylene (m,p)	1330-20-7	2.0	U	2.0	8.7	U	8.7
Xylene (o)	95-47-6	0.80		0.80	3.5		3.5
Styrene	100-42-5	0.80	U	0.80	3.4	U	3.4
Bromoform	75-25-2	0.80	U	0.80	8.3	U	8.3
1,1,2,2-Tetrachloroethane	79-34-5	0.80	U	0.80	5.5	U	5.5
4-Ethyltoluene	622-96-8	0.80	U	0.80	3.9	U	3.9
1,3,5-Trimethylbenzene	108-67-8	0.80	U	0.80	3.9	U	3.9
2-Chlorotoluene	95-49-8	0.80	U	0.80	4.1	U	4.1
1,2,4-Trimethylbenzene	95-63-6	0.80	U	0.80	3.9	U	3.9
1,3-Dichlorobenzene	541-73-1	0.80	U	0.80	4.8	U	4.8
1,4-Dichlorobenzene	106-46-7	0.80	U	0.80	4.8	U	4.8
1,2-Dichlorobenzene	95-50-1	0.80	U	0.80	4.8	U	4.8
1,2,4-Trichlorobenzene	120-82-1	2.0	U	2.0	15	U	15
Hexachlorobutadiene	87-68-3	0.80	U	0.80	8.5	U	8.5

TO-14/15
Result Summary

CLIENT SAMPLE NO.

RSG0899-02

Lab Name: TAL Burlington

SDG Number: RSG0899

Dilution Factor: 799.00

Sample Matrix: AIR

Lab Sample No.: 801475

Date Analyzed: 8/4/2009

Date Received: 7/24/2009

Target Compound	CAS Number	Results in ppbv	Q	RL in ppbv	Results in ug/m3	Q	RL in ug/m3
Dichlorodifluoromethane	75-71-8	400	U	400	2000	U	2000
1,2-Dichlorotetrafluoroethane	76-14-2	160	U	160	1100	U	1100
Chloromethane	74-87-3	400	U	400	830	U	830
Vinyl Chloride	75-01-4	1600		160	4100		410
1,3-Butadiene	106-99-0	400	U	400	880	U	880
Bromomethane	74-83-9	160	U	160	620	U	620
Chloroethane	75-00-3	400	U	400	1100	U	1100
Bromoethene	593-60-2	160	U	160	700	U	700
Trichlorofluoromethane	75-69-4	160	U	160	900	U	900
Freon TF	76-13-1	160	U	160	1200	U	1200
1,1-Dichloroethene	75-35-4	160		160	630		630
Carbon Disulfide	75-15-0	400	U	400	1200	U	1200
3-Chloropropene	107-05-1	400	U	400	1300	U	1300
Methylene Chloride	75-09-2	400	U	400	1400	U	1400
trans-1,2-Dichloroethene	156-60-5	160	U	160	630	U	630
n-Hexane	110-54-3	400	U	400	1400	U	1400
1,1-Dichloroethane	75-34-3	610		160	2500		650
cis-1,2-Dichloroethene	156-59-2	25000		160	99000		630
Chloroform	67-66-3	160	U	160	780	U	780
1,1,1-Trichloroethane	71-55-6	790		160	4300		870
Cyclohexane	110-82-7	160	U	160	550	U	550
Carbon Tetrachloride	56-23-5	160	U	160	1000	U	1000
2,2,4-Trimethylpentane	540-84-1	160	U	160	750	U	750
Benzene	71-43-2	160	U	160	510	U	510
1,2-Dichloroethane	107-06-2	160	U	160	650	U	650
n-Heptane	142-82-5	160	U	160	660	U	660
Trichloroethene	79-01-6	24000		160	130000		860
1,2-Dichloropropane	78-87-5	160	U	160	740	U	740
Bromodichloromethane	75-27-4	160	U	160	1100	U	1100
cis-1,3-Dichloropropene	10061-01-5	160	U	160	730	U	730
Toluene	108-88-3	160	U	160	600	U	600
trans-1,3-Dichloropropene	10061-02-6	160	U	160	730	U	730
1,1,2-Trichloroethane	79-00-5	160	U	160	870	U	870

TO-14/15
Result Summary

CLIENT SAMPLE NO.

RSG0899-02

Lab Name: TAL Burlington

SDG Number: RSG0899

Dilution Factor: 799.00

Sample Matrix: AIR

Lab Sample No.: 801475

Date Analyzed: 8/4/2009

Date Received: 7/24/2009

Target Compound	CAS Number	Results in ppbv	Q	RL in ppbv	Results in ug/m3	Q	RL in ug/m3
Tetrachloroethene	127-18-4	160	U	160	1100	U	1100
Dibromochloromethane	124-48-1	160	U	160	1400	U	1400
1,2-Dibromoethane	106-93-4	160	U	160	1200	U	1200
Chlorobenzene	108-90-7	160	U	160	740	U	740
Ethylbenzene	100-41-4	160	U	160	690	U	690
Xylene (m,p)	1330-20-7	400	U	400	1700	U	1700
Xylene (o)	95-47-6	160	U	160	690	U	690
Styrene	100-42-5	160	U	160	680	U	680
Bromoform	75-25-2	160	U	160	1700	U	1700
1,1,2,2-Tetrachloroethane	79-34-5	160	U	160	1100	U	1100
4-Ethyltoluene	622-96-8	160	U	160	790	U	790
1,3,5-Trimethylbenzene	108-67-8	160	U	160	790	U	790
2-Chlorotoluene	95-49-8	160	U	160	830	U	830
1,2,4-Trimethylbenzene	95-63-6	160	U	160	790	U	790
1,3-Dichlorobenzene	541-73-1	160	U	160	960	U	960
1,4-Dichlorobenzene	106-46-7	160	U	160	960	U	960
1,2-Dichlorobenzene	95-50-1	160	U	160	960	U	960
1,2,4-Trichlorobenzene	120-82-1	400	U	400	3000	U	3000
Hexachlorobutadiene	87-68-3	160	U	160	1700	U	1700

TO-14/15
Result Summary

CLIENT SAMPLE NO.

FA080309LCS

Lab Name: TAL Burlington

SDG Number: RSG0899

Dilution Factor: 1.00

Sample Matrix: AIR

Lab Sample No.: FA080309

Date Analyzed: 8/3/2009

Date Received: / /

Target Compound	CAS Number	Results in ppbv	Q	RL in ppbv	Results in ug/m3	Q	RL in ug/m3
Dichlorodifluoromethane	75-71-8	9.4		0.50	46		2.5
1,2-Dichlorotetrafluoroethane	76-14-2	13		0.20	91		1.4
Chloromethane	74-87-3	11		0.50	23		1.0
Vinyl Chloride	75-01-4	11		0.20	28		0.51
1,3-Butadiene	106-99-0	11		0.50	24		1.1
Bromomethane	74-83-9	9.5		0.20	37		0.78
Chloroethane	75-00-3	9.5		0.50	25		1.3
Bromoethene	593-60-2	9.9		0.20	43		0.87
Trichlorofluoromethane	75-69-4	12		0.20	67		1.1
Freon TF	76-13-1	12		0.20	92		1.5
1,1-Dichloroethene	75-35-4	11		0.20	44		0.79
Carbon Disulfide	75-15-0	9.9		0.50	31		1.6
3-Chloropropene	107-05-1	10		0.50	31		1.6
Methylene Chloride	75-09-2	11		0.50	38		1.7
trans-1,2-Dichloroethene	156-60-5	11		0.20	44		0.79
n-Hexane	110-54-3	10		0.50	35		1.8
1,1-Dichloroethane	75-34-3	11		0.20	45		0.81
cis-1,2-Dichloroethene	156-59-2	11		0.20	44		0.79
Chloroform	67-66-3	12		0.20	59		0.98
1,1,1-Trichloroethane	71-55-6	12		0.20	65		1.1
Cyclohexane	110-82-7	11		0.20	38		0.69
Carbon Tetrachloride	56-23-5	13		0.20	82		1.3
2,2,4-Trimethylpentane	540-84-1	10		0.20	47		0.93
Benzene	71-43-2	10		0.20	32		0.64
1,2-Dichloroethane	107-06-2	13		0.20	53		0.81
n-Heptane	142-82-5	10		0.20	41		0.82
Trichloroethene	79-01-6	11		0.20	59		1.1
1,2-Dichloropropane	78-87-5	10		0.20	46		0.92
Bromodichloromethane	75-27-4	12		0.20	80		1.3
cis-1,3-Dichloropropene	10061-01-5	11		0.20	50		0.91
Toluene	108-88-3	10		0.20	38		0.75
trans-1,3-Dichloropropene	10061-02-6	12		0.20	54		0.91
1,1,2-Trichloroethane	79-00-5	10		0.20	55		1.1

TO-14/15
Result Summary

CLIENT SAMPLE NO.

FA080309LCS

Lab Name: TAL Burlington

SDG Number: RSG0899

Dilution Factor: 1.00

Sample Matrix: AIR

Lab Sample No.: FA080309

Date Analyzed: 8/3/2009

Date Received: / /

Target Compound	CAS Number	Results in ppbv	Q	RL in ppbv	Results in ug/m3	Q	RL in ug/m3
Tetrachloroethene	127-18-4	11		0.20	75		1.4
Dibromochloromethane	124-48-1	12		0.20	100		1.7
1,2-Dibromoethane	106-93-4	11		0.20	85		1.5
Chlorobenzene	108-90-7	11		0.20	51		0.92
Ethylbenzene	100-41-4	11		0.20	48		0.87
Xylene (m,p)	1330-20-7	22		0.50	96		2.2
Xylene (o)	95-47-6	11		0.20	48		0.87
Styrene	100-42-5	11		0.20	47		0.85
Bromoform	75-25-2	13		0.20	130		2.1
1,1,2,2-Tetrachloroethane	79-34-5	10		0.20	69		1.4
4-Ethyltoluene	622-96-8	12		0.20	59		0.98
1,3,5-Trimethylbenzene	108-67-8	12		0.20	59		0.98
2-Chlorotoluene	95-49-8	12		0.20	62		1.0
1,2,4-Trimethylbenzene	95-63-6	12		0.20	59		0.98
1,3-Dichlorobenzene	541-73-1	11		0.20	66		1.2
1,4-Dichlorobenzene	106-46-7	11		0.20	66		1.2
1,2-Dichlorobenzene	95-50-1	11		0.20	66		1.2
1,2,4-Trichlorobenzene	120-82-1	13		0.50	96		3.7
Hexachlorobutadiene	87-68-3	13		0.20	140		2.1

Printed: 8/5/2009 2:09:59 PM

TO-14/15
Result Summary

CLIENT SAMPLE NO.

MBLK080309FA

Lab Name: TAL Burlington

SDG Number: RSG0899

Dilution Factor: 1.00

Sample Matrix: AIR

Lab Sample No.: MBLK0803

Date Analyzed: 8/3/2009

Date Received: / /

Target Compound	CAS Number	Results in ppbv	Q	RL in ppbv	Results in ug/m3	Q	RL in ug/m3
Dichlorodifluoromethane	75-71-8	0.50	U	0.50	2.5	U	2.5
1,2-Dichlorotetrafluoroethane	76-14-2	0.20	U	0.20	1.4	U	1.4
Chloromethane	74-87-3	0.50	U	0.50	1.0	U	1.0
Vinyl Chloride	75-01-4	0.20	U	0.20	0.51	U	0.51
1,3-Butadiene	106-99-0	0.50	U	0.50	1.1	U	1.1
Bromomethane	74-83-9	0.20	U	0.20	0.78	U	0.78
Chloroethane	75-00-3	0.50	U	0.50	1.3	U	1.3
Bromoethene	593-60-2	0.20	U	0.20	0.87	U	0.87
Trichlorofluoromethane	75-69-4	0.20	U	0.20	1.1	U	1.1
Freon TF	76-13-1	0.20	U	0.20	1.5	U	1.5
1,1-Dichloroethene	75-35-4	0.20	U	0.20	0.79	U	0.79
Carbon Disulfide	75-15-0	0.50	U	0.50	1.6	U	1.6
3-Chloropropene	107-05-1	0.50	U	0.50	1.6	U	1.6
Methylene Chloride	75-09-2	0.50	U	0.50	1.7	U	1.7
trans-1,2-Dichloroethene	156-60-5	0.20	U	0.20	0.79	U	0.79
n-Hexane	110-54-3	0.50	U	0.50	1.8	U	1.8
1,1-Dichloroethane	75-34-3	0.20	U	0.20	0.81	U	0.81
cis-1,2-Dichloroethene	156-59-2	0.20	U	0.20	0.79	U	0.79
Chloroform	67-66-3	0.20	U	0.20	0.98	U	0.98
1,1,1-Trichloroethane	71-55-6	0.20	U	0.20	1.1	U	1.1
Cyclohexane	110-82-7	0.20	U	0.20	0.69	U	0.69
Carbon Tetrachloride	56-23-5	0.20	U	0.20	1.3	U	1.3
2,2,4-Trimethylpentane	540-84-1	0.20	U	0.20	0.93	U	0.93
Benzene	71-43-2	0.20	U	0.20	0.64	U	0.64
1,2-Dichloroethane	107-06-2	0.20	U	0.20	0.81	U	0.81
n-Heptane	142-82-5	0.20	U	0.20	0.82	U	0.82
Trichloroethene	79-01-6	0.20	U	0.20	1.1	U	1.1
1,2-Dichloropropane	78-87-5	0.20	U	0.20	0.92	U	0.92
Bromodichloromethane	75-27-4	0.20	U	0.20	1.3	U	1.3
cis-1,3-Dichloropropene	10061-01-5	0.20	U	0.20	0.91	U	0.91
Toluene	108-88-3	0.20	U	0.20	0.75	U	0.75
trans-1,3-Dichloropropene	10061-02-6	0.20	U	0.20	0.91	U	0.91
1,1,2-Trichloroethane	79-00-5	0.20	U	0.20	1.1	U	1.1

TO-14/15
Result Summary

CLIENT SAMPLE NO.

MBLK080309FA

Lab Name: TAL Burlington

SDG Number: RSG0899

Dilution Factor: 1.00

Sample Matrix: AIR

Lab Sample No.: MBLK0803

Date Analyzed: 8/3/2009

Date Received: / /

Target Compound	CAS Number	Results in ppbv	Q	RL in ppbv	Results in ug/m3	Q	RL in ug/m3
Tetrachloroethene	127-18-4	0.20	U	0.20	1.4	U	1.4
Dibromochloromethane	124-48-1	0.20	U	0.20	1.7	U	1.7
1,2-Dibromoethane	106-93-4	0.20	U	0.20	1.5	U	1.5
Chlorobenzene	108-90-7	0.20	U	0.20	0.92	U	0.92
Ethylbenzene	100-41-4	0.20	U	0.20	0.87	U	0.87
Xylene (m,p)	1330-20-7	0.50	U	0.50	2.2	U	2.2
Xylene (o)	95-47-6	0.20	U	0.20	0.87	U	0.87
Styrene	100-42-5	0.20	U	0.20	0.85	U	0.85
Bromoform	75-25-2	0.20	U	0.20	2.1	U	2.1
1,1,2,2-Tetrachloroethane	79-34-5	0.20	U	0.20	1.4	U	1.4
4-Ethyltoluene	622-96-8	0.20	U	0.20	0.98	U	0.98
1,3,5-Trimethylbenzene	108-67-8	0.20	U	0.20	0.98	U	0.98
2-Chlorotoluene	95-49-8	0.20	U	0.20	1.0	U	1.0
1,2,4-Trimethylbenzene	95-63-6	0.20	U	0.20	0.98	U	0.98
1,3-Dichlorobenzene	541-73-1	0.20	U	0.20	1.2	U	1.2
1,4-Dichlorobenzene	106-46-7	0.20	U	0.20	1.2	U	1.2
1,2-Dichlorobenzene	95-50-1	0.20	U	0.20	1.2	U	1.2
1,2,4-Trichlorobenzene	120-82-1	0.50	U	0.50	3.7	U	3.7
Hexachlorobutadiene	87-68-3	0.20	U	0.20	2.1	U	2.1

TestAmerica Burlington Data Qualifier Definitions

Organic

U: Compound analyzed but not detected at a concentration above the reporting limit.

J: Estimated value.

N: Indicates presumptive evidence of a compound. This flag is used only for tentatively identified compounds (TICs) where the identification of a compound is based on a mass spectral library search.

P: SW-846: The relative percent difference for detected concentrations between two GC columns is greater than 40%. Unless otherwise specified the higher of the two values is reported on the Form I.

CLP SOW: Greater than 25% difference for detected concentrations between two GC columns. Unless otherwise specified the lower of the two values is reported on the Form I.

C: Pesticide result whose identification has been confirmed by GC/MS.

B: Analyte is found in the sample and the associated method blank. The flag is used for tentatively identified compounds as well as positively identified compounds.

E: Compounds whose concentrations exceed the upper limit of the calibration range of the instrument for that specific analysis.

D: Concentrations identified from analysis of the sample at a secondary dilution.

A: Tentatively identified compound is a suspected aldol condensation product.

X,Y,Z: Laboratory defined flags that may be used alone or combined, as needed. If used, the description of the flag is defined in the project narrative.

Inorganic/Metals

E: Reported value is estimated due to the presence of interference.

N: Matrix spike sample recovery is not within control limits.

* Duplicate sample analysis is not within control limits.

B: The result reported is less than the reporting limit but greater than the instrument detection limit.

U: Analyte was analyzed for but not detected above the reporting limit.

Method Codes:

P ICP-AES
MS ICP-MS
CV Cold Vapor AA
AS Semi-Automated Spectrophotometric

FQA009:02.18.08:4
TestAmerica Burlington

Chain of Custody

SUBCONTRACT ORDER

TestAmerica Buffalo

RSG0899

SENDING LABORATORY:	**RECEIVING LABORATORY:**
TestAmerica Buffalo	TestAmerica Burlington
10 Hazelwood Drive	30 Community Drive; Suite 11
Amherst, NY 14228	S. Burlington, VT 05403
Phone: 716-691-2600	Phone :(802) 655-1203
Fax: 716-691-7991	Fax: (802) 655-1248
Project Manager: Brian Fischer	

Analysis	Due	Expires	Laboratory ID	Comments
Sample ID: RSG0899-01	**Air**	**Sampled: 07/21/09 14:26**		**PDF and EDD in 5/6-SH**
SUB - TO15	08/03/09 12:00	07/28/09 14:26		
Containers Supplied:				
Sample ID: RSG0899-02	**Air**	**Sampled: 07/21/09 14:31**		
SUB - TO15	08/03/09 12:00	07/28/09 14:31		
Containers Supplied:				

Released By	Date	Received By	Date

Released By	Date	Received By	Date

Page 1 of 1

TestAmerica Burlington
30 Community Drive
Suite 11
South Burlington, VT 05403
phone 802-660-1990 fax 802-660-1919

Canister Samples Chain of Custody Record

TestAmerica Analytical Testing Corp. assumes no liability with respect to the collection and shipment of these samples.

Client Contact Information	Project Manager: Tim Renn	Samples Collected By:	1 of 1 COCs
Company: AECOM	Phone: 864-234-3053		
Address: 100 Corporate Pkwy	Email: timothy.renn@aecom.com		
City/State/Zip Amherst, NY 14226	dino.zack@aecom.com		
Phone: 716-836-4506	Site Contact: Dino Zack 716-866-8222		
FAX: 716-834-8785	TA Contact: Brian Fisher		
Project Name: Scott Aviation 3009	**Analysis Turnaround Time**		
Site: Scott Aviation, Lancaster, NY	Standard (Specify) STD		
PO #	Rush (Specify)		

Sample Identification	Sample Date(s)	Time Start	Time Stop	Canister Vacuum in Field, "Hg (Start)	Canister Vacuum in Field, "Hg (Stop)	Flow Controller ID	Canister ID	TO-15	TO-14A	EPA 3C	EPA 25C	ASTM D-1946	Other (Please specify in notes section)	Sample Type	Indoor Air	Ambient Air	Soil Gas	Landfill Gas	Other (Please specify in notes section)
AS effluent	7/21/09	14:25	14:26				2888	X											
LRP efflent	7/21/09	14:30	14:31				3313	X											

Temperature (Fahrenheit)	Interior	Ambient
Start		
Stop		

Pressure (Inches of Hg)	Interior	Ambient
Start		
Stop		

Special Instructions/QC Requirements & Comments:

Samples Shipped by:	Date/Time: 7/23/09 1700	Samples Received by:	LAB: TA 07/24/09 0945
Samples Relinquished by:	Date/Time: 7/21/09 14:35	Received by: Tamara Reby	
Relinquished by: Tamara Reby	Date/Time: 7/22/09 17:50	Received by: 1730	

Opened by: Condition:

QC Summary – TO-14A Volatile

FORM 3
AIR VOLATILE LAB CONTROL SAMPLE

Lab Name: TESTAMERICA BURLINGTON Contract: 29012

Lab Code: STLV Case No.: SCOTTAVI SAS No.: SDG No.: RSG0899

Matrix Spike - Sample No.: FA080309LCS

COMPOUND	SPIKE ADDED (ppbv)	SAMPLE CONCENTRATION (ug/L)	LCS CONCENTRATION (ppbv)	LCS % REC #	QC. LIMITS REC.
Dichlorodifluoromethane	10		9.4	94	70-130
1,2-Dichlorotetrafluoro	10		13	130	70-130
Chloromethane	10		11	110	70-130
Vinyl Chloride	10		11	110	70-130
1,3-Butadiene	10		11	110	70-130
Bromomethane	10		9.5	95	70-130
Chloroethane	10		9.5	95	70-130
Bromoethene	10		9.9	99	70-130
Trichlorofluoromethane	10		12	120	70-130
Freon TF	10		12	120	70-130
1,1-Dichloroethene	10		11	110	70-130
Carbon Disulfide	10		9.9	99	70-130
3-Chloropropene	10		10	100	70-130
Methylene Chloride	10		11	110	70-130
trans-1,2-Dichloroethen	10		11	110	70-130
n-Hexane	10		10	100	70-130
1,1-Dichloroethane	10		11	110	70-130
cis-1,2-Dichloroethene	10		11	110	70-130
Chloroform	10		12	120	70-130
1,1,1-Trichloroethane	10		12	120	70-130
Cyclohexane	10		11	110	70-130
Carbon Tetrachloride	10		13	130	70-130
2,2,4-Trimethylpentane	10		10	100	70-130
Benzene	10		10	100	70-130
1,2-Dichloroethane	10		13	130	70-130
n-Heptane	10		10	100	70-130
Trichloroethene	10		11	110	70-130
1,2-Dichloropropane	10		10	100	70-130

Column to be used to flag recovery and RPD values with an asterisk

* Values outside of QC limits

COMMENTS: _____

FORM 3
AIR VOLATILE LAB CONTROL SAMPLE

Lab Name: TESTAMERICA BURLINGTON Contract: 29012

Lab Code: STLV Case No.: SCOTTAVI SAS No.: SDG No.: RSG0899

Matrix Spike - Sample No.: FA080309LCS

COMPOUND	SPIKE ADDED (ppbv)	SAMPLE CONCENTRATION (ug/L)	LCS CONCENTRATION (ppbv)	LCS % REC #	QC. LIMITS REC.
Bromodichloromethane	10		12	120	70-130
cis-1,3-Dichloropropene	10		11	110	70-130
Toluene	10		10	100	70-130
trans-1,3-Dichloroprope	10		12	120	70-130
1,1,2-Trichloroethane	10		10	100	70-130
Tetrachloroethene	10		11	110	70-130
Dibromochloromethane	10		12	120	70-130
1,2-Dibromoethane	10		11	110	70-130
Chlorobenzene	10		11	110	70-130
Ethylbenzene	10		11	110	70-130
Xylene (m,p)	20		22	110	70-130
Xylene (o)	10		11	110	70-130
Styrene	10		11	110	70-130
Bromoform	10		13	130	70-130
1,1,2,2-Tetrachloroetha	10		10	100	70-130
4-Ethyltoluene	10		12	120	70-130
1,3,5-Trimethylbenzene	10		12	120	70-130
2-Chlorotoluene	10		12	120	70-130
1,2,4-Trimethylbenzene	10		12	120	70-130
1,3-Dichlorobenzene	10		11	110	70-130
1,4-Dichlorobenzene	10		11	110	70-130
1,2-Dichlorobenzene	10		11	110	70-130
1,2,4-Trichlorobenzene	10		13	130	70-130
Hexachlorobutadiene	10		13	130	70-130

Column to be used to flag recovery and RPD values with an asterisk

* Values outside of QC limits

RPD: 0 out of 0 outside limits
Spike Recovery: 0 out of 52 outside limits

COMMENTS: _____

FORM 4
VOLATILE METHOD BLANK SUMMARY

CLIENT SAMPLE NO.

MBLK080309FA

Lab Name: TESTAMERICA BURLINGTON Contract: 29012

Lab Code: STLV Case No.: SCOTTAVI SAS No.: SDG No.: RSG0899

Lab File ID: FDBB01Z Lab Sample ID: MBLK080309FA

Date Analyzed: 08/03/09 Time Analyzed: 1316

GC Column: RTX-624 ID: 0.32 (mm) Heated Purge: (Y/N) N

Instrument ID: F

THIS METHOD BLANK APPLIES TO THE FOLLOWING SAMPLES, MS and MSD:

	SAMPLE NO.	LAB SAMPLE ID	LAB FILE ID	TIME ANALYZED
01	FA080309LCS	FA080309LCS	FDB10ZQ	1227
02	RSG0899-01	801474	801474D	1737
03	RSG0899-02	801475	801475D2	0606
04				
05				
06				
07				
08				
09				
10				
11				
12				
13				
14				
15				
16				
17				
18				
19				
20				
21				
22				
23				
24				
25				
26				
27				
28				
29				
30				

COMMENTS:

page 1 of 1

FORM IV VOA

FORM 5
VOLATILE ORGANIC INSTRUMENT PERFORMANCE CHECK
BROMOFLUOROBENZENE (BFB)

Lab Name: TESTAMERICA BURLINGTON Contract: 29012

Lab Code: STLV Case No.: SCOTTAVI SAS No.: SDG No.: RSG0899

Lab File ID: FDB01PV BFB Injection Date: 07/02/09

Instrument ID: F BFB Injection Time: 2140

GC Column: RTX-624 ID: 0.32 (mm) Heated Purge: (Y/N) N

m/e	ION ABUNDANCE CRITERIA	% RELATIVE ABUNDANCE
50	8.0 - 40.0% of mass 95	17.2
75	30.0 - 66.0% of mass 95	47.3
95	Base Peak, 100% relative abundance	100.0
96	5.0 - 9.0% of mass 95	6.6
173	Less than 2.0% of mass 174	0.5 (0.5)1
174	50.0 - 120.0% of mass 95	106.6
175	4.0 - 9.0% of mass 174	7.6 (7.1)1
176	93.0 - 101.0% of mass 174	105.5 (98.9)1
177	5.0 - 9.0% of mass 176	6.9 (6.5)2

1-Value is % mass 174 2-Value is % mass 176

THIS CHECK APPLIES TO THE FOLLOWING SAMPLES, MS, MSD, BLANKS, AND STANDARDS:

	EPA SAMPLE NO.	LAB SAMPLE ID	LAB FILE ID	DATE ANALYZED	TIME ANALYZED
01	ASTD0002	ASTD0002	FDB002V	07/02/09	2316
02	ASTD0005	ASTD0005	FDB005V	07/03/09	0006
03	ASTD005	ASTD005	FDB05V	07/03/09	0056
04	ASTD010	ASTD010	FDB10V	07/03/09	0147
05	ASTD015	ASTD015	FDB15V	07/03/09	0238
06	ASTD020	ASTD020	FDB20V	07/03/09	0328
07	ASTD040	ASTD040	FDB40V	07/03/09	0419
08					
09					
10					
11					
12					
13					
14					
15					
16					
17					
18					
19					
20					
21					
22					

page 1 of 1

FORM V VOA

FORM 5
VOLATILE ORGANIC INSTRUMENT PERFORMANCE CHECK
BROMOFLUOROBENZENE (BFB)

Lab Name: TESTAMERICA BURLINGTON Contract: 29012

Lab Code: STLV Case No.: SCOTTAVI SAS No.: SDG No.: RSG0899

Lab File ID: FDB28PV BFB Injection Date: 08/03/09

Instrument ID: F BFB Injection Time: 0925

GC Column: RTX-624 ID: 0.32 (mm) Heated Purge: (Y/N) N

m/e	ION ABUNDANCE CRITERIA	% RELATIVE ABUNDANCE
50	8.0 - 40.0% of mass 95	20.8
75	30.0 - 66.0% of mass 95	55.0
95	Base Peak, 100% relative abundance	100.0
96	5.0 - 9.0% of mass 95	6.7
173	Less than 2.0% of mass 174	0.5 (0.5)1
174	50.0 - 120.0% of mass 95	105.2
175	4.0 - 9.0% of mass 174	7.4 (7.1)1
176	93.0 - 101.0% of mass 174	102.8 (97.8)1
177	5.0 - 9.0% of mass 176	6.5 (6.3)2

1-Value is % mass 174 2-Value is % mass 176

THIS CHECK APPLIES TO THE FOLLOWING SAMPLES, MS, MSD, BLANKS, AND STANDARDS:

	EPA SAMPLE NO.	LAB SAMPLE ID	LAB FILE ID	DATE ANALYZED	TIME ANALYZED
01	ASTD010	ASTD010	FDB10ZV2	08/03/09	1136
02	FA080309LCS	FA080309LCS	FDB10ZQ	08/03/09	1227
03	MBLK080309FA	MBLK080309FA	FDBB01Z	08/03/09	1316
04	RSG0899-01	801474	801474D	08/03/09	1737
05	RSG0899-02	801475	801475D2	08/04/09	0606
06					
07					
08					
09					
10					
11					
12					
13					
14					
15					
16					
17					
18					
19					
20					
21					
22					

page 1 of 1

FORM V VOA

FORM 8
VOLATILE INTERNAL STANDARD AREA AND RT SUMMARY

Lab Name: TESTAMERICA BURLINGTON Contract: 29012

Lab Code: STLV Case No.: SCOTTAVI SAS No.: SDG No.: RSG0899

Lab File ID (Standard): FDB10ZV2 Date Analyzed: 08/03/09

Instrument ID: F Time Analyzed: 1136

GC Column: RTX-624 ID: 0.32 (mm) Heated Purge: (Y/N) N

		IS1(BCM) AREA #	RT #	IS2(DFB) AREA #	RT #	IS3(CBZ) AREA #	RT #
	12 HOUR STD	193962	9.76	944966	11.15	911351	15.24
	UPPER LIMIT	271547	10.09	1322952	11.48	1275891	15.57
	LOWER LIMIT	116377	9.43	566980	10.82	546811	14.91
	CLIENT SAMPLE NO.						
01	FA080309LCS	203283	9.76	995341	11.15	954305	15.25
02	MBLK080309FA	195038	9.76	994319	11.15	921373	15.24
03	RSG0899-01	168346	9.76	864899	11.15	813809	15.24
04	RSG0899-02	152614	9.76	779195	11.15	741272	15.24
05							
06							
07							
08							
09							
10							
11							
12							
13							
14							
15							
16							
17							
18							
19							
20							
21							
22							

IS1 (BCM) = Bromochloromethane
IS2 (DFB) = 1,4-Difluorobenzene
IS3 (CBZ) = Chlorobenzene-d5

AREA UPPER LIMIT = + 40% of internal standard area
AREA LOWER LIMIT = - 40% of internal standard area
RT UPPER LIMIT = + 0.33 minutes of internal standard RT
RT LOWER LIMIT = - 0.33 minutes of internal standard RT

Column used to flag values outside QC limits with an asterisk.
* Values outside of QC limits.

page 1 of 1

FORM VIII VOA

Supportive Documentation – TO-14A Volatile

FORM 1
VOLATILE ORGANICS ANALYSIS DATA SHEET

STLNYB SAMPLE NO.

RSG0899-01

Lab Name: TESTAMERICA BURLINGTON Contract: 29012

Lab Code: STLV Case No.: SCOTTAVI SAS No.: SDG No.: RSG0899

Matrix: (soil/water) AIR Lab Sample ID: 801474

Sample wt/vol: 50.00 (g/mL) ML Lab File ID: 801474D

Level: (low/med) LOW Date Received: 07/24/09

% Moisture: not dec. _____ Date Analyzed: 08/03/09

GC Column: RTX-624 ID: 0.32 (mm) Dilution Factor: 4.0

Soil Extract Volume:_____(uL) Soil Aliquot Volume: _____(uL)

CAS NO.	COMPOUND	CONCENTRATION UNITS: (ug/L or ug/Kg) PPBV	Q
75-71-8	Dichlorodifluoromethane	2.0	U
76-14-2	1,2-Dichlorotetrafluoroethan	0.80	U
74-87-3	Chloromethane	2.0	U
75-01-4	Vinyl Chloride	7.6	
106-99-0	1,3-Butadiene	2.0	U
74-83-9	Bromomethane	0.80	U
75-00-3	Chloroethane	18	
593-60-2	Bromoethene	0.80	U
75-69-4	Trichlorofluoromethane	0.80	U
76-13-1	Freon TF	0.80	U
75-35-4	1,1-Dichloroethene	0.80	U
75-15-0	Carbon Disulfide	3.1	
107-05-1	3-Chloropropene	2.0	U
75-09-2	Methylene Chloride	2.0	U
156-60-5	trans-1,2-Dichloroethene	0.80	U
110-54-3	n-Hexane	2.0	U
75-34-3	1,1-Dichloroethane	2.8	
156-59-2	cis-1,2-Dichloroethene	88	
67-66-3	Chloroform	0.80	U
71-55-6	1,1,1-Trichloroethane	1.2	
110-82-7	Cyclohexane	1.7	
56-23-5	Carbon Tetrachloride	0.80	U
540-84-1	2,2,4-Trimethylpentane	0.80	U
71-43-2	Benzene	0.80	U
107-06-2	1,2-Dichloroethane	0.80	U
142-82-5	n-Heptane	0.80	U
79-01-6	Trichloroethene	44	
78-87-5	1,2-Dichloropropane	0.80	U
75-27-4	Bromodichloromethane	0.80	U
10061-01-5	cis-1,3-Dichloropropene	0.80	U
108-88-3	Toluene	6.2	
10061-02-6	trans-1,3-Dichloropropene	0.80	U
79-00-5	1,1,2-Trichloroethane	0.80	U

FORM I VOA

FORM 1
VOLATILE ORGANICS ANALYSIS DATA SHEET

STLNYB SAMPLE NO.

RSG0899-01

Lab Name: TESTAMERICA BURLINGTON Contract: 29012

Lab Code: STLV Case No.: SCOTTAVI SAS No.: SDG No.: RSG0899

Matrix: (soil/water) AIR Lab Sample ID: 801474

Sample wt/vol: 50.00 (g/mL) ML Lab File ID: 801474D

Level: (low/med) LOW Date Received: 07/24/09

% Moisture: not dec. _____ Date Analyzed: 08/03/09

GC Column: RTX-624 ID: 0.32 (mm) Dilution Factor: 4.0

Soil Extract Volume:_____(uL) Soil Aliquot Volume: _____(uL)

CAS NO.	COMPOUND	CONCENTRATION UNITS: (ug/L or ug/Kg) PPBV	Q
127-18-4	Tetrachloroethene	0.80	U
124-48-1	Dibromochloromethane	0.80	U
106-93-4	1,2-Dibromoethane	0.80	U
108-90-7	Chlorobenzene	0.80	U
100-41-4	Ethylbenzene	1.1	
1330-20-7	Xylene (m,p)	2.0	U
95-47-6	Xylene (o)	0.80	
100-42-5	Styrene	0.80	U
75-25-2	Bromoform	0.80	U
79-34-5	1,1,2,2-Tetrachloroethane	0.80	U
622-96-8	4-Ethyltoluene	0.80	U
108-67-8	1,3,5-Trimethylbenzene	0.80	U
95-49-8	2-Chlorotoluene	0.80	U
95-63-6	1,2,4-Trimethylbenzene	0.80	U
541-73-1	1,3-Dichlorobenzene	0.80	U
106-46-7	1,4-Dichlorobenzene	0.80	U
95-50-1	1,2-Dichlorobenzene	0.80	U
120-82-1	1,2,4-Trichlorobenzene	2.0	U
87-68-3	Hexachlorobutadiene	0.80	U

FORM I VOA

Data File: /chem/F.i/Fsvr.p/fdbzto15.b/801474d.d
Date : 03-AUG-2009 17:37
Client ID: RSG0899-01
Sample Info: RSG0899-01 :[107/21/09 @1426(AIR)
Purge Volume: 50.0
Column phase: RTX-624

Instrument: F.i
Operator: wrd
Column diameter: 0.32

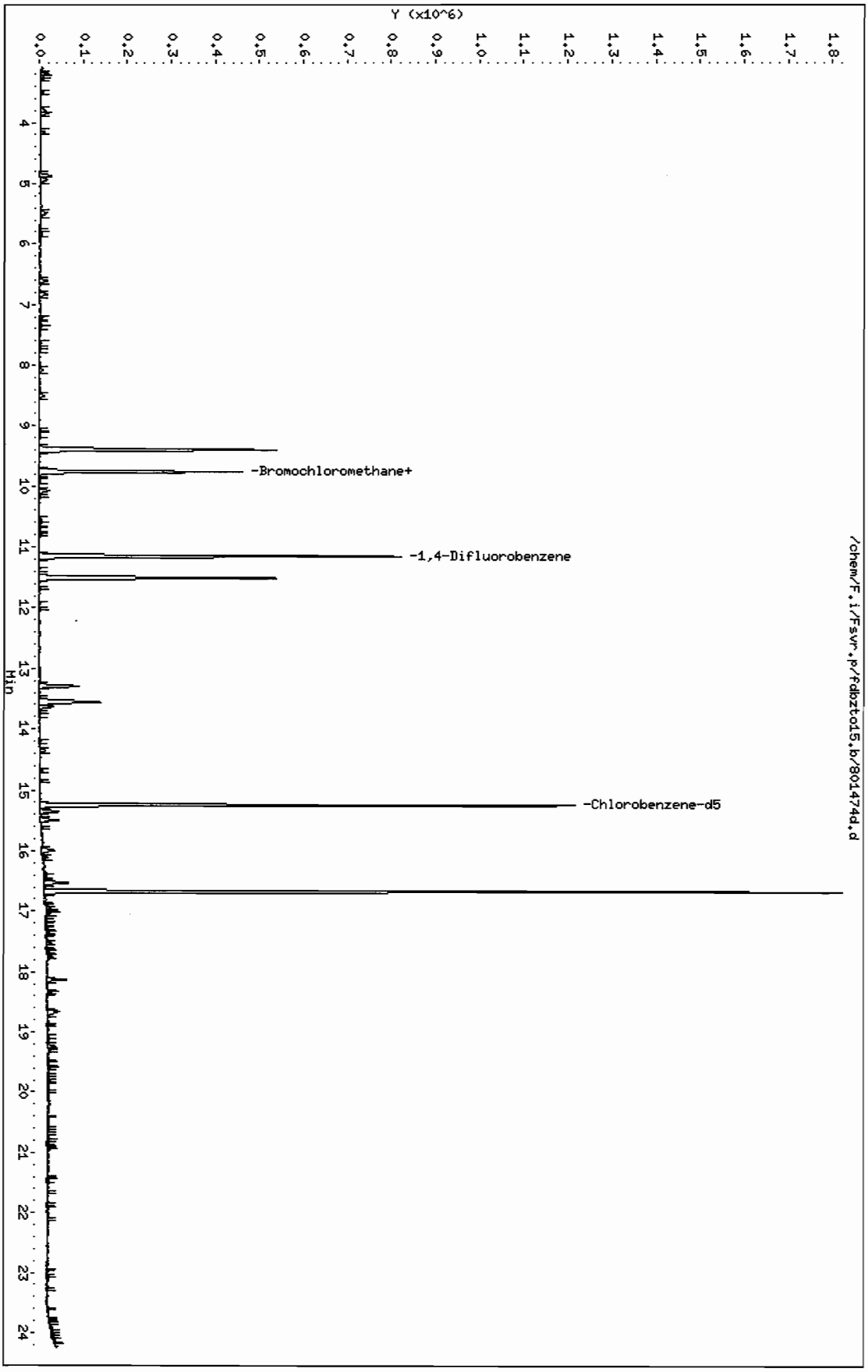

Page 3

TestAmerica Burlington

AIR TOXICS QUANTITATION REPORT

Data file : /chem/F.i/Fsvr.p/fdbzto15.b/801474d.d
Lab Smp Id: 801474 Client Smp ID: RSG0899-01
Inj Date : 03-AUG-2009 17:37
Operator : wrd Inst ID: F.i
Smp Info : RSG0899-01 :[ ]07/21/09 @1426(AIR)
Misc Info : 801474;080309FA;4;50
Comment :
Method : /chem/F.i/Fsvr.p/fdbzto15.b/sto15.m
Meth Date : 04-Aug-2009 22:27 sv Quant Type: ISTD
Cal Date : 03-JUL-2009 04:19 Cal File: fdb40v.d
Als bottle: 8
Dil Factor: 4.00000
Integrator: HP RTE Compound Sublist: TO14trans.sub
Target Version: 3.50
Processing Host: chemsvr6

Concentration Formula: Amt * DF * Uf*(Vo/Vo) * CpndVariable

Name	Value	Description
DF	4.00000	Dilution Factor
Uf	1.00000	ng unit correction factor
Vo	50.00000	Sample Volume purged (mL)

Cpnd Variable Local Compound Variable

Compounds	QUANT SIG MASS	RT	EXP RT	REL RT	RESPONSE	CONCENTRATIONS ON-COLUMN (ppbv)	FINAL (ppbv)
1 Dichlorodifluoromethane	85	Compound Not Detected.					
3 1,2-Dichlorotetrafluoroethane	85	Compound Not Detected.					
4 Chloromethane	50	Compound Not Detected.					
6 Vinyl Chloride	62	3.852	3.852	(0.395)	22642	1.88981	7.6
7 1,3-Butadiene	54	Compound Not Detected.					
9 Bromomethane	94	Compound Not Detected.					
10 Chloroethane	64	4.868	4.879	(0.499)	28826	4.39123	18
12 Bromoethene	106	Compound Not Detected.					
13 Trichlorofluoromethane	101	Compound Not Detected.					
17 Freon TF	101	Compound Not Detected.					
18 1,1-Dichloroethene	96	Compound Not Detected.					
21 Carbon Disulfide	76	6.837	6.853	(0.701)	27199	0.78536	3.1
22 3-Chloropropene	41	Compound Not Detected.					
24 Methylene Chloride	49	Compound Not Detected.					
27 trans-1,2-Dichloroethene	61	Compound Not Detected.					

	Compounds	QUANT SIG MASS	RT	EXP RT	REL RT	RESPONSE	CONCENTRATIONS ON-COLUMN (ppbv)	FINAL (ppbv)
	28 n-Hexane	57	Compound Not Detected.					
	29 1,1-Dichloroethane	63	8.501	8.522	(0.871)	15197	0.71176	2.8
	31 cis-1,2-Dichloroethene	96	9.394	9.415	(0.963)	299402	21.9467	88
*	32 Bromochloromethane	128	9.758	9.779	(1.000)	168346	10.0000	
	34 Chloroform	83	Compound Not Detected.					
	35 1,1,1-Trichloroethane	97	10.079	10.100	(0.904)	9613	0.29661	1.2(MH)
	36 Cyclohexane	84	10.073	10.095	(0.904)	7771	0.42244	1.7
	37 Carbon Tetrachloride	117	Compound Not Detected.					
	38 2,2,4-Trimethylpentane	57	Compound Not Detected.					
	39 Benzene	78	Compound Not Detected.					
	41 1,2-Dichloroethane	62	Compound Not Detected.					
	42 n-Heptane	43	Compound Not Detected.					
*	43 1,4-Difluorobenzene	114	11.149	11.170	(1.000)	864899	10.0000	
	45 Trichloroethene	95	11.507	11.523	(1.032)	210683	11.0302	44
	47 1,2-Dichloropropane	63	Compound Not Detected.					
	50 Bromodichloromethane	83	Compound Not Detected.					
	51 cis-1,3-Dichloropropene	75	Compound Not Detected.					
	54 Toluene	92	13.294	13.315	(0.872)	49238	1.54517	6.2
	55 trans-1,3-Dichloropropene	75	Compound Not Detected.					
	56 1,1,2-Trichloroethane	83	Compound Not Detected.					
	57 Tetrachloroethene	166	Compound Not Detected.					
	59 Dibromochloromethane	129	Compound Not Detected.					
	60 1,2-Dibromoethane	107	Compound Not Detected.					
*	61 Chlorobenzene-d5	117	15.241	15.263	(1.000)	813809	10.0000	
	62 Chlorobenzene	112	Compound Not Detected.					
	63 Ethylbenzene	91	15.343	15.364	(1.007)	19843	0.28365	1.1
	64 Xylene (m,p)	106	Compound Not Detected.					
	65 Xylene (o)	106	16.006	16.022	(1.050)	5551	0.20104	0.80(Q)
	66 Styrene	104	Compound Not Detected.					
	67 Bromoform	173	Compound Not Detected.					
	69 1,1,2,2-Tetrachloroethane	83	Compound Not Detected.					
	74 4-Ethyltoluene	105	Compound Not Detected.					
	75 1,3,5-Trimethylbenzene	105	Compound Not Detected.					
	76 2-Chlorotoluene	91	Compound Not Detected.					
	79 1,2,4-Trimethylbenzene	105	Compound Not Detected.					
	82 1,3-Dichlorobenzene	146	Compound Not Detected.					
	83 1,4-Dichlorobenzene	146	Compound Not Detected.					
	88 1,2-Dichlorobenzene	146	Compound Not Detected.					
	90 1,2,4-Trichlorobenzene	180	Compound Not Detected.					
	91 Hexachlorobutadiene	225	Compound Not Detected.					

QC Flag Legend

Q - Qualifier signal failed the ratio test.
M - Compound response manually integrated.
H - Operator selected an alternate compound hit.

Data File: /chem/F.i/Fsvr.p/fdbzto15.b/801474d.d

Date : 03-AUG-2009 17:37

Client ID: RSG0899-01

Instrument: F.i

Sample Info: RSG0899-01 :[ ]07/21/09 @1426(AIR)

Purge Volume: 50.0

Operator: wrd

Column phase: RTX-624

Column diameter: 0.32

6 Vinyl Chloride

Concentration: 7.6 ppbv

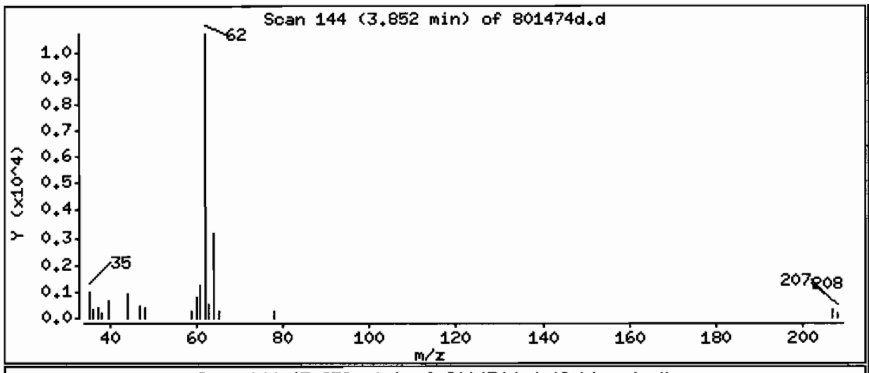

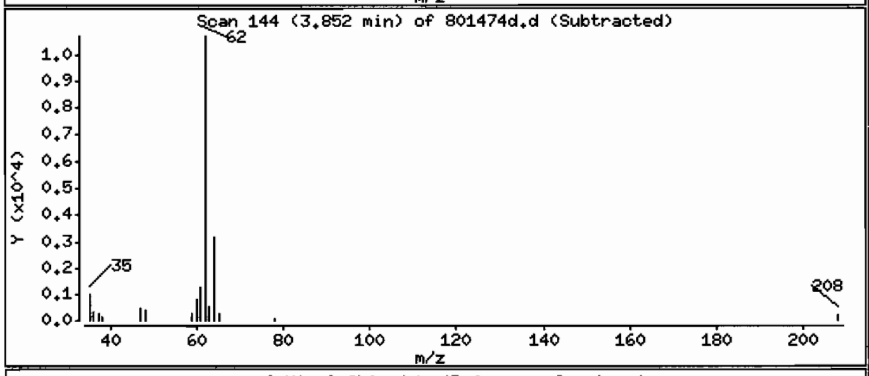

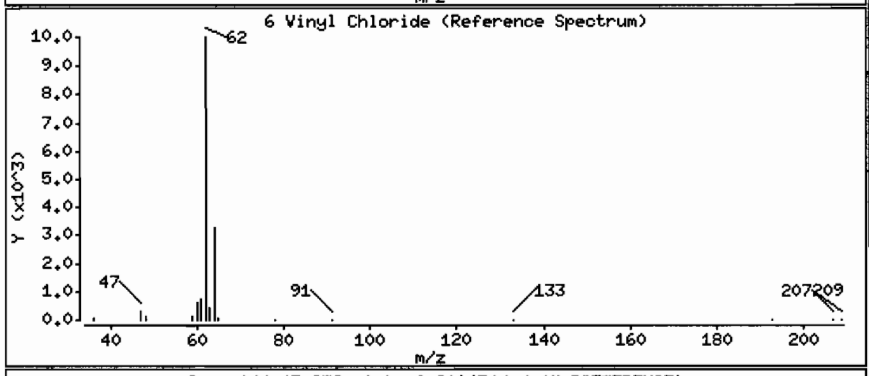

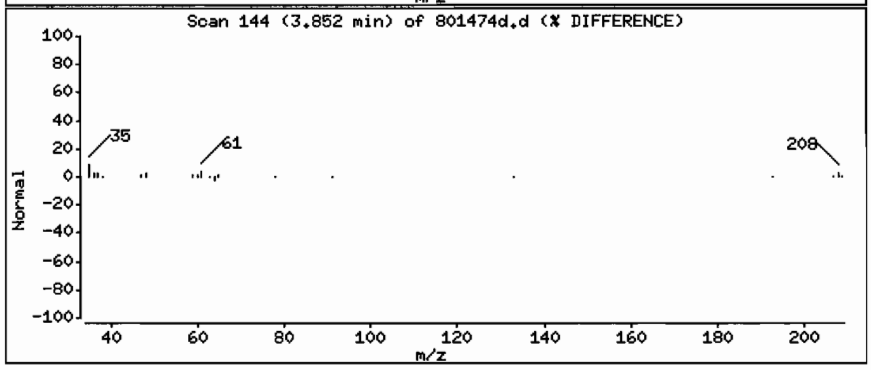

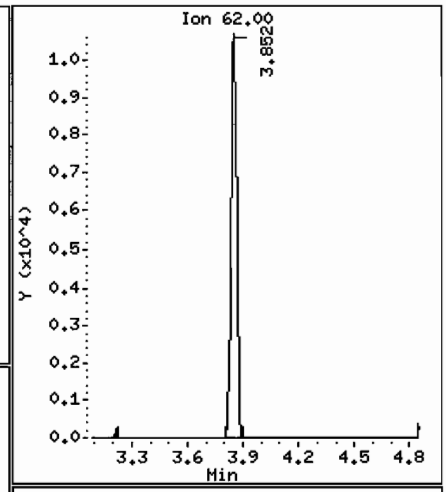

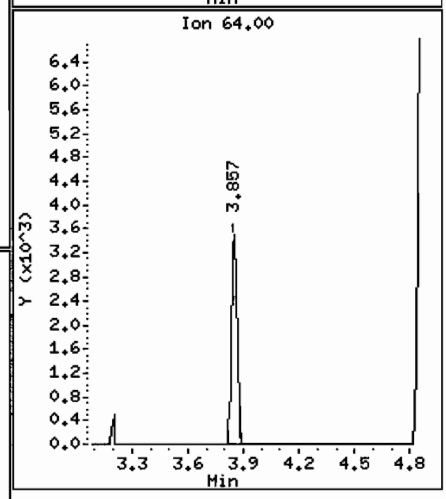

Data File: /chem/F.i/Fsvr.p/fdbzto15.b/801474d.d

Date : 03-AUG-2009 17:37

Client ID: RSG0899-01

Instrument: F.i

Sample Info: RSG0899-01 :[ ]07/21/09 @1426(AIR)

Purge Volume: 50.0

Operator: wrd

Column phase: RTX-624

Column diameter: 0.32

10 Chloroethane

Concentration: 18 ppbv

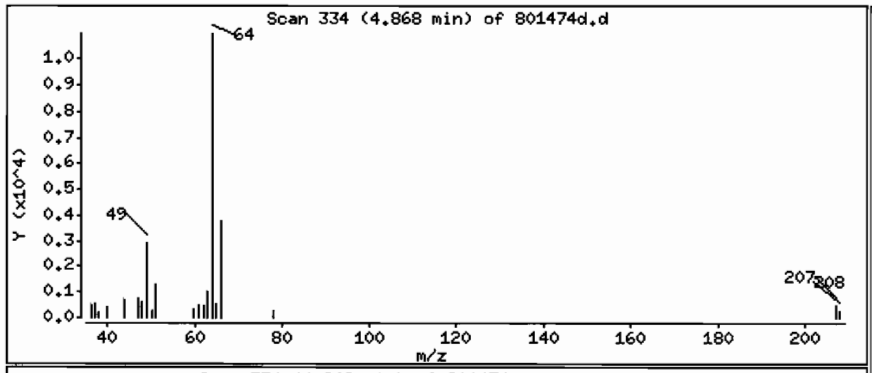

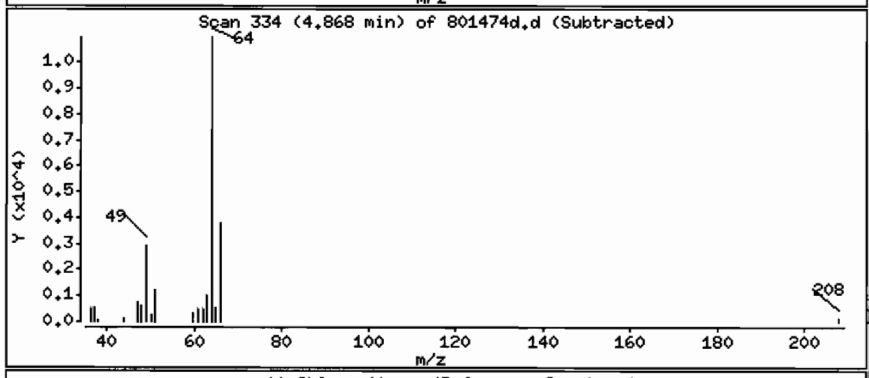

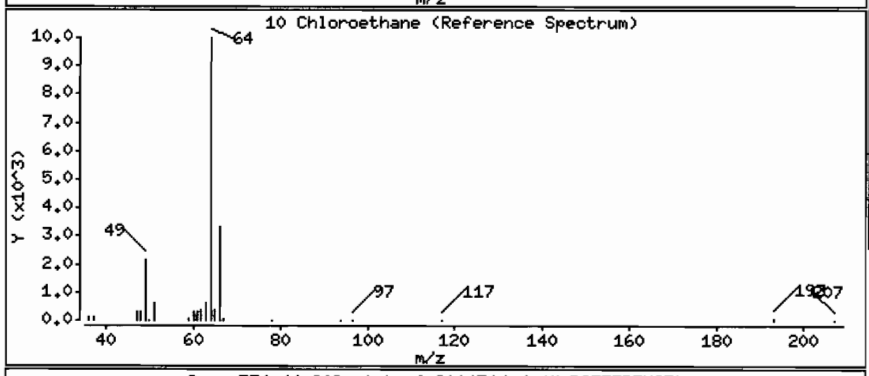

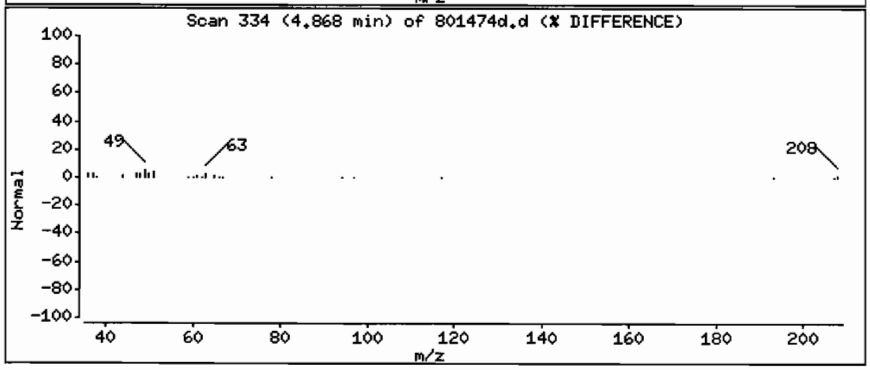

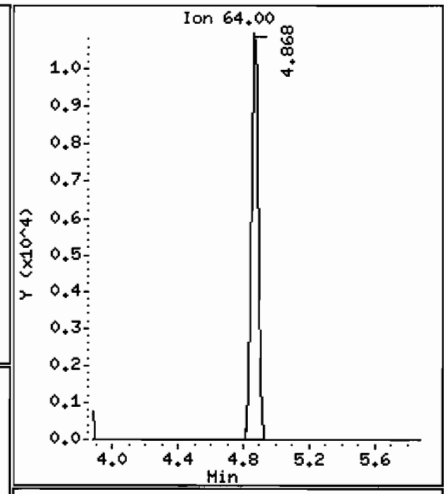

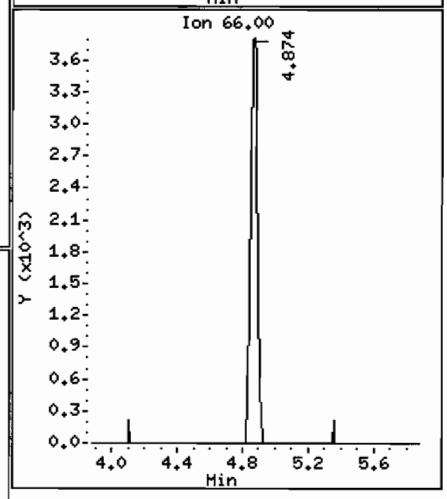

Data File: /chem/F.i/Fsvr.p/fdbzto15.b/801474d.d

Date : 03-AUG-2009 17:37

Client ID: RSG0899-01

Instrument: F.i

Sample Info: RSG0899-01 :[ ]07/21/09 @1426(AIR)

Purge Volume: 50.0

Operator: wrd

Column phase: RTX-624

Column diameter: 0.32

21 Carbon Disulfide

Concentration: 3.1 ppbv

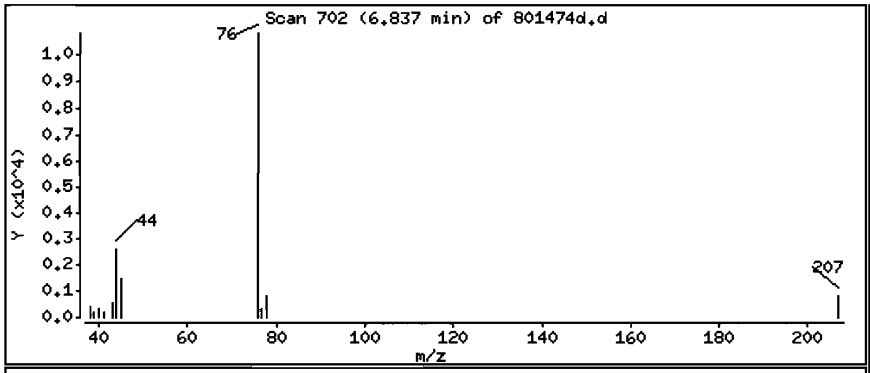

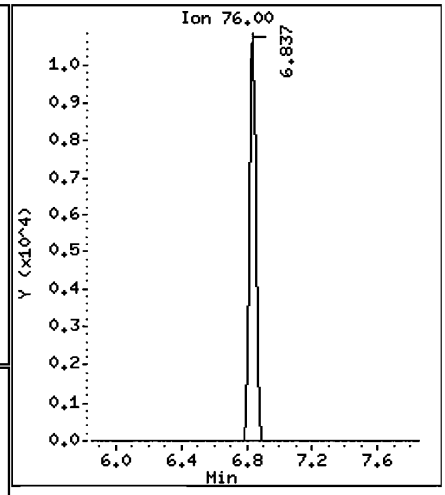

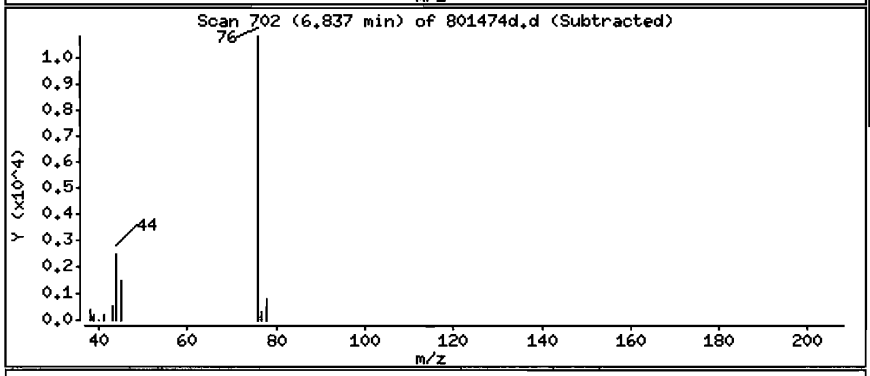

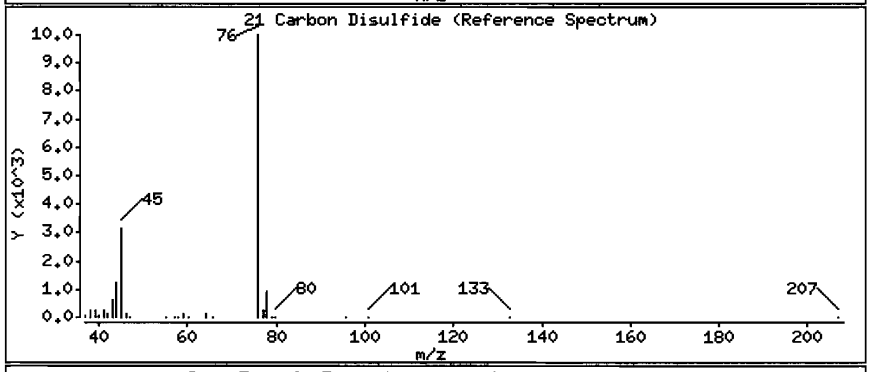

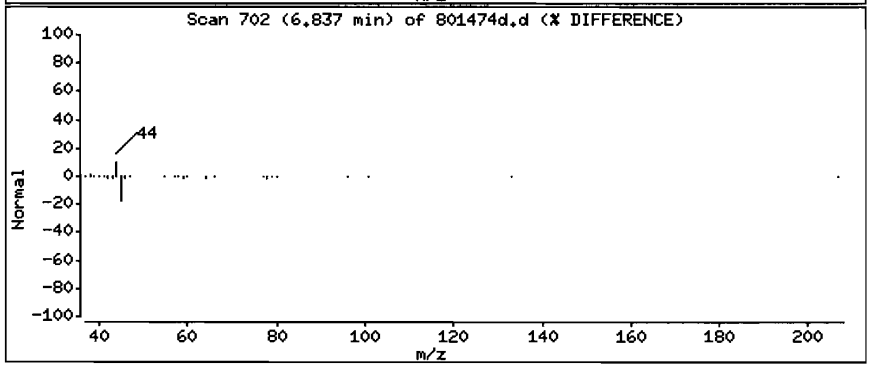

Data File: /chem/F.i/Fsvr.p/fdbzto15.b/801474d.d

Date : 03-AUG-2009 17:37

Client ID: RSG0899-01

Instrument: F.i

Sample Info: RSG0899-01 :[J07/21/09 @1426(AIR)

Purge Volume: 50.0

Operator: wrd

Column phase: RTX-624

Column diameter: 0.32

29 1,1-Dichloroethane

Concentration: 2.8 ppbv

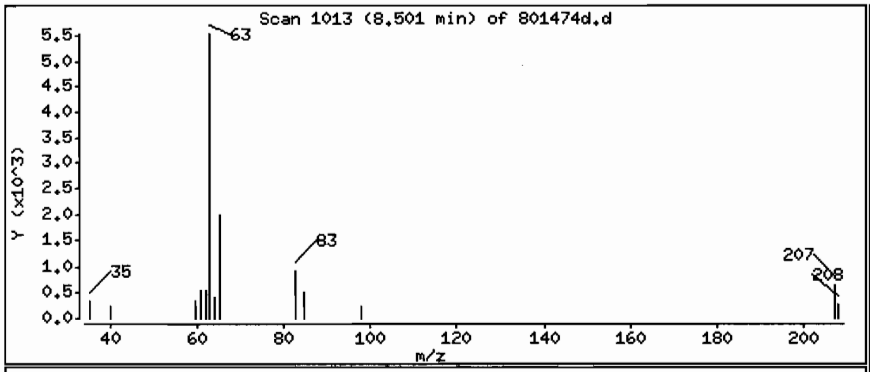

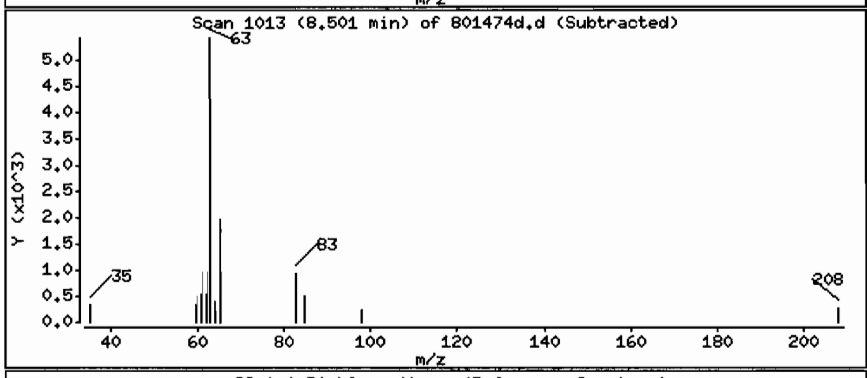

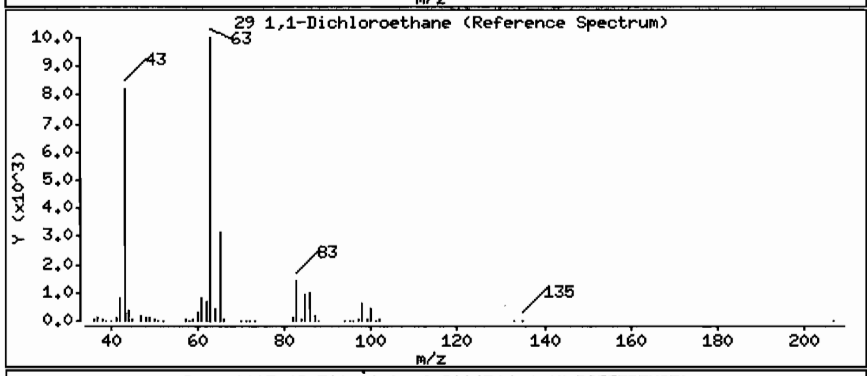

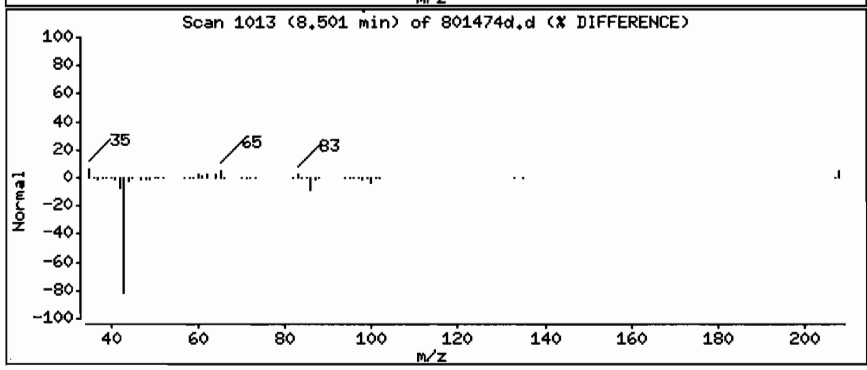

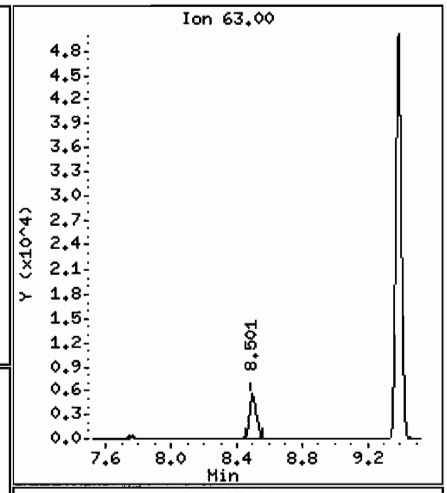

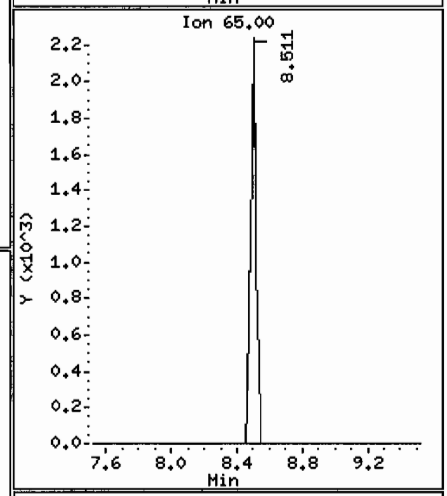

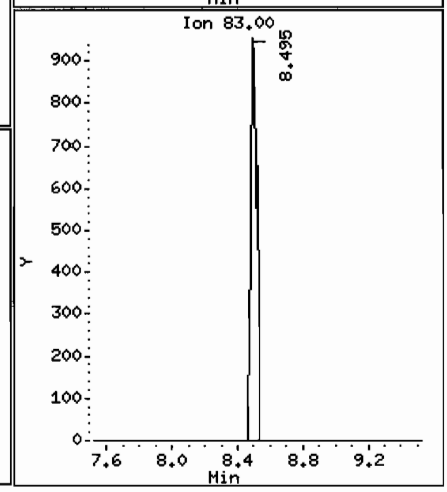

Data File: /chem/F.i/Fsvr.p/fdbzto15.b/801474d.d

Date : 03-AUG-2009 17:37

Client ID: RSG0899-01

Instrument: F.i

Sample Info: RSG0899-01 :[ ]07/21/09 @1426(AIR)

Purge Volume: 50.0

Operator: wrd

Column phase: RTX-624

Column diameter: 0.32

31 cis-1,2-Dichloroethene

Concentration: 88 ppbv

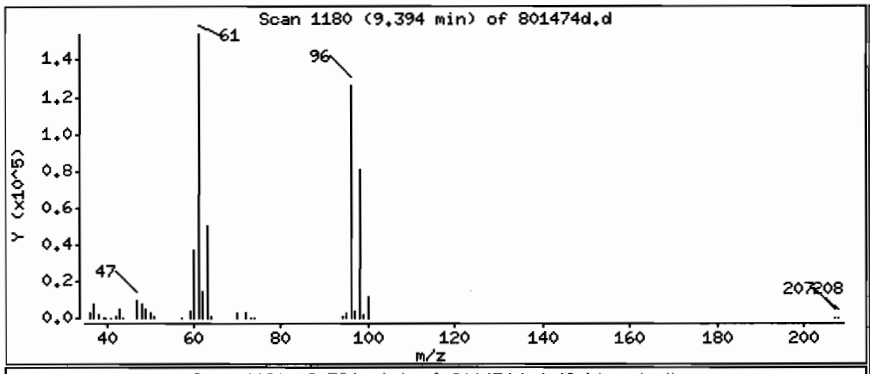

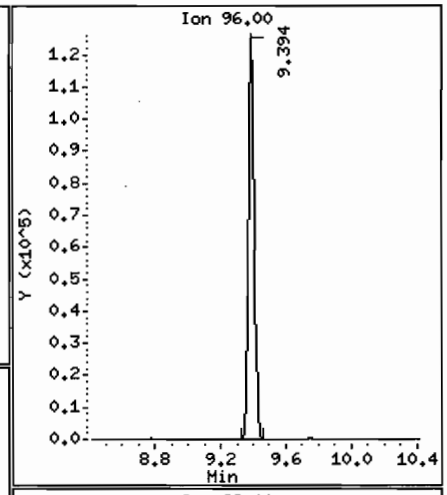

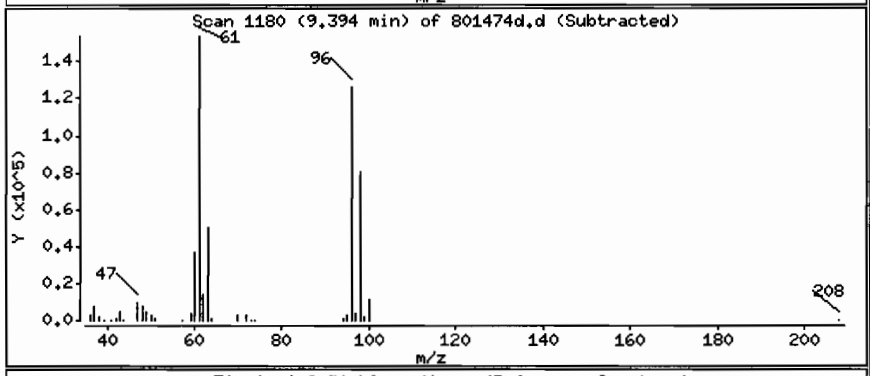

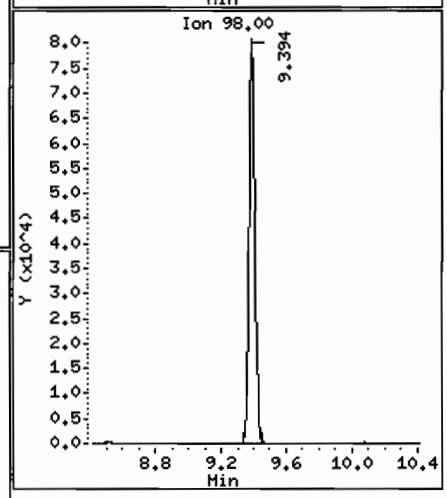

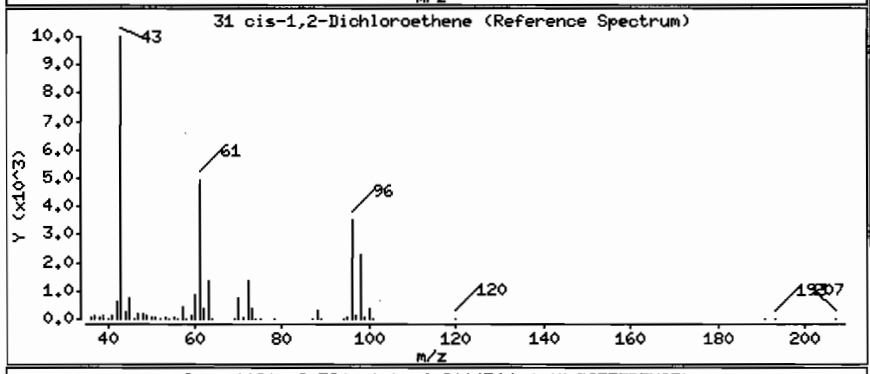

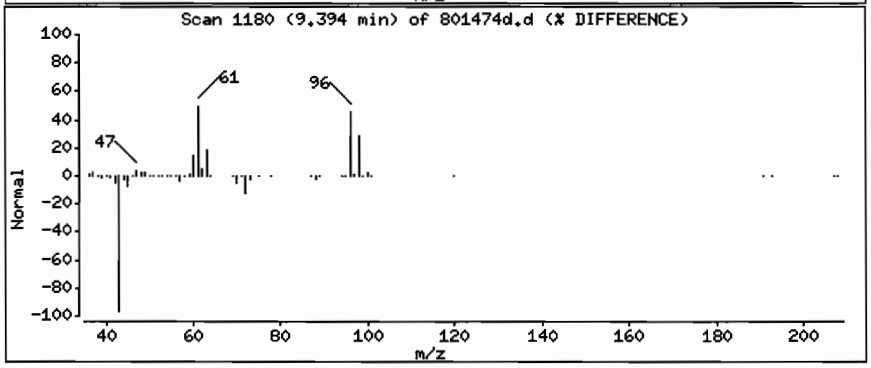

Data File: /chem/F.i/Fsvr.p/fdbzto15.b/801474d.d

Date : 03-AUG-2009 17:37

Client ID: RSG0899-01

Instrument: F.i

Sample Info: RSG0899-01 :[ ]07/21/09 @1426(AIR)

Purge Volume: 50.0

Operator: wrd

Column phase: RTX-624

Column diameter: 0.32

35 1,1,1-Trichloroethane

Concentration: 1.2 ppbv

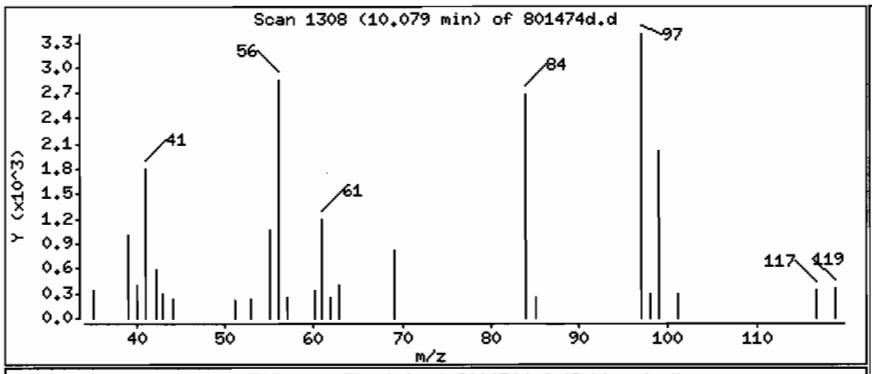

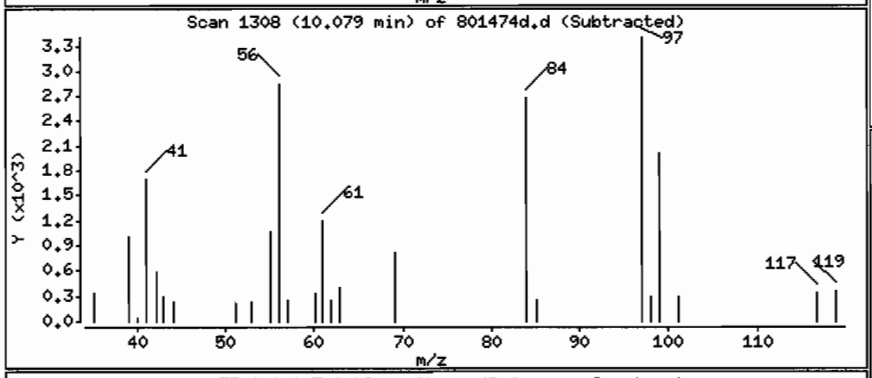

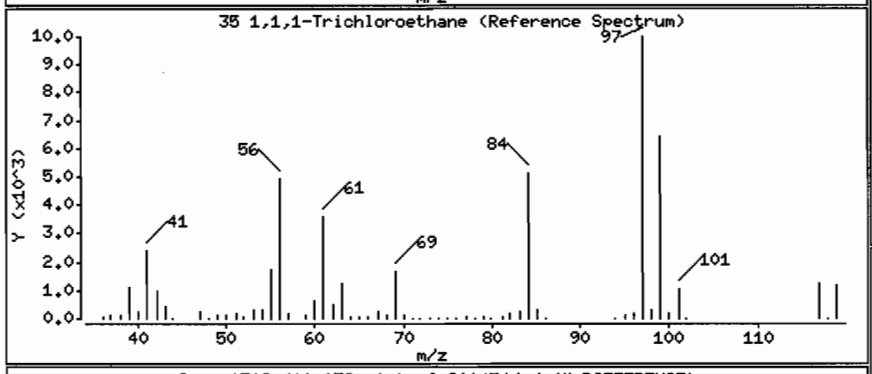

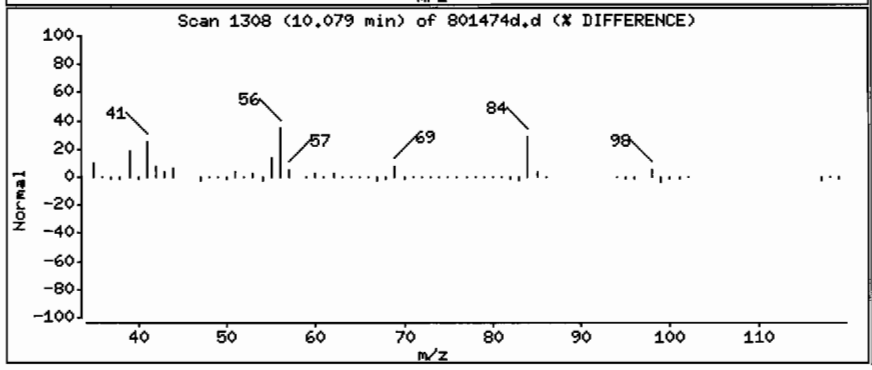

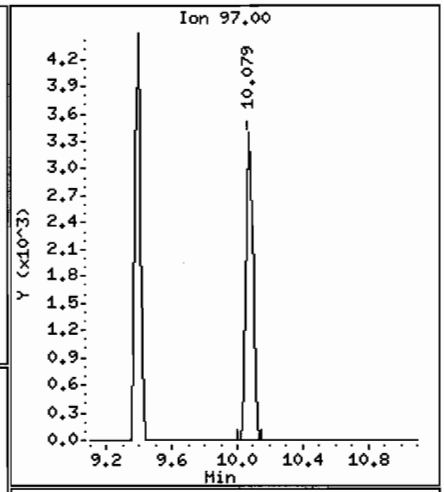

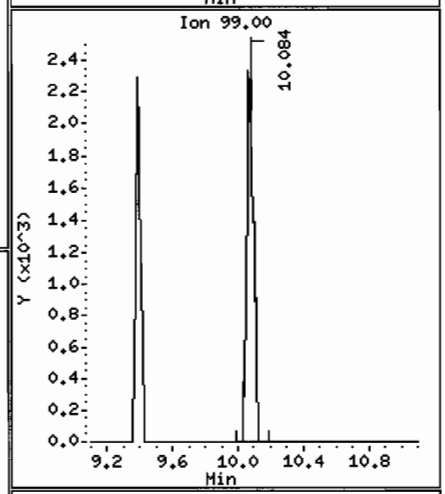

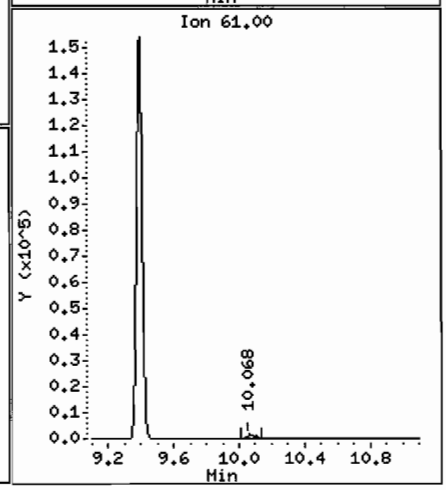

Data File: /chem/F.i/Fsvr.p/fdbzto15.b/801474d.d

Date : 03-AUG-2009 17:37

Client ID: RSG0899-01

Instrument: F.i

Sample Info: RSG0899-01 :[J07/21/09 @1426(AIR)

Purge Volume: 50.0

Operator: wrd

Column phase: RTX-624

Column diameter: 0.32

36 Cyclohexane

Concentration: 1.7 ppbv

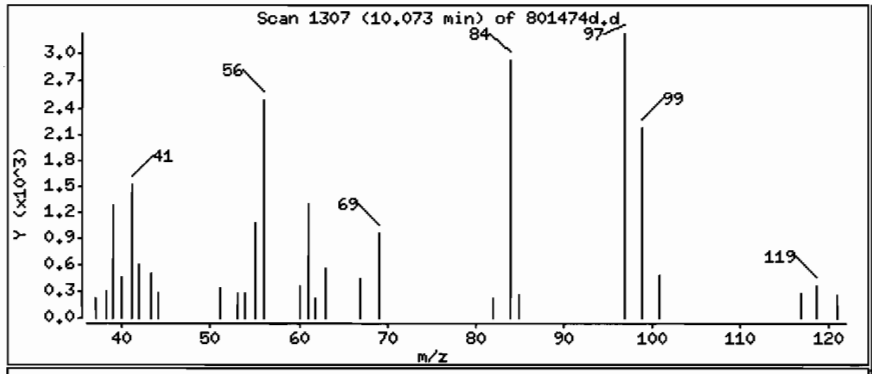

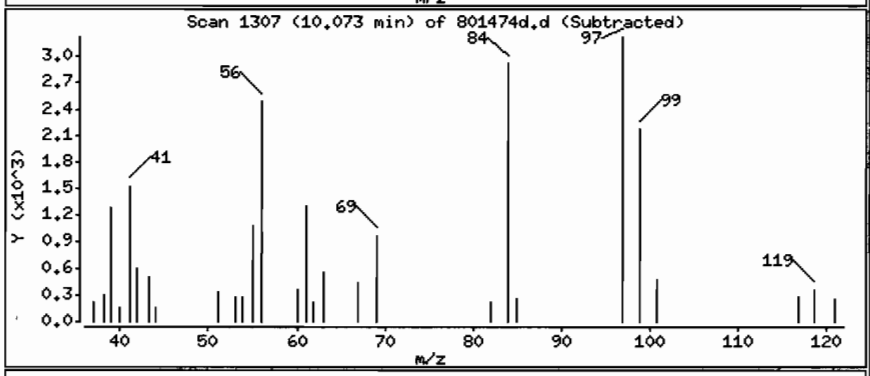

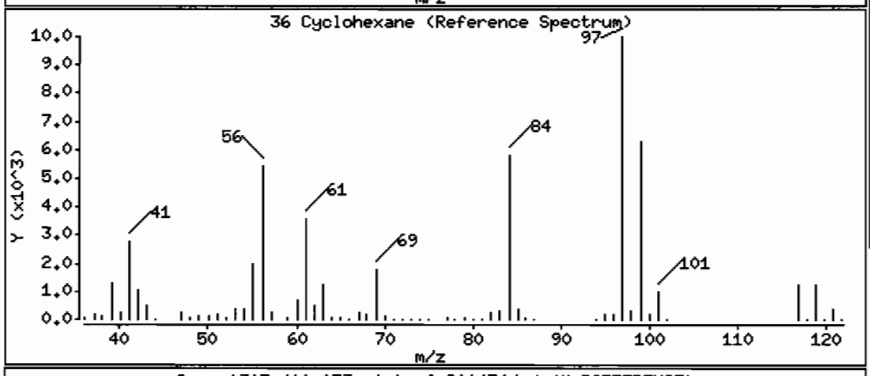

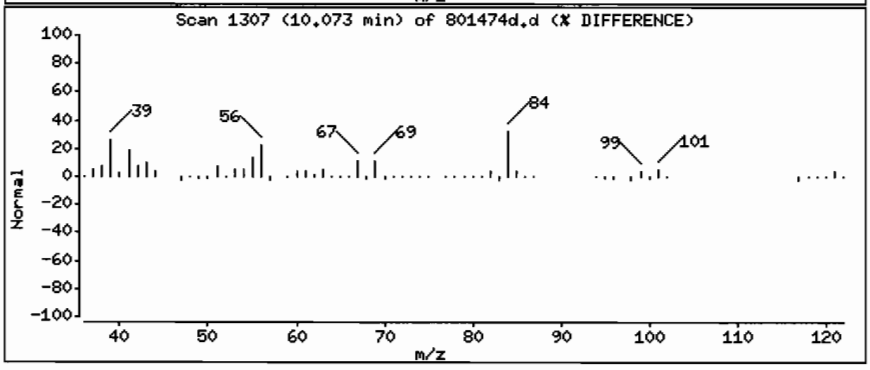

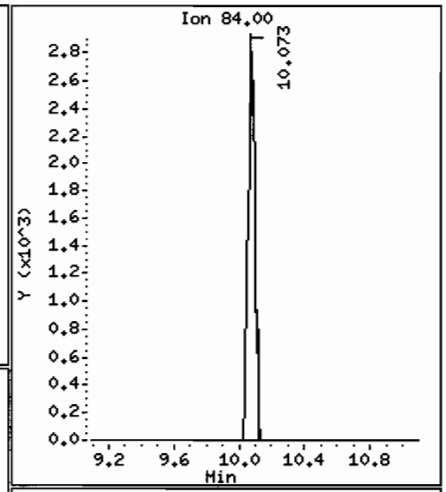

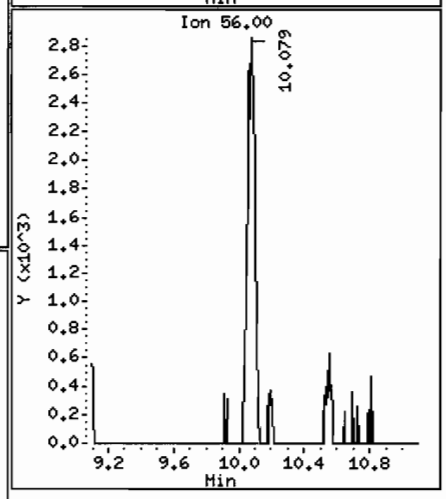

Data File: /chem/F.i/Fsvr.p/fdbzto15.b/801474d.d

Page 11

Date : 03-AUG-2009 17:37

Client ID: RSG0899-01

Instrument: F.i

Sample Info: RSG0899-01 :[ ]07/21/09 @1426(AIR)

Purge Volume: 50.0

Operator: wrd

Column phase: RTX-624

Column diameter: 0.32

45 Trichloroethene

Concentration: 44 ppbv

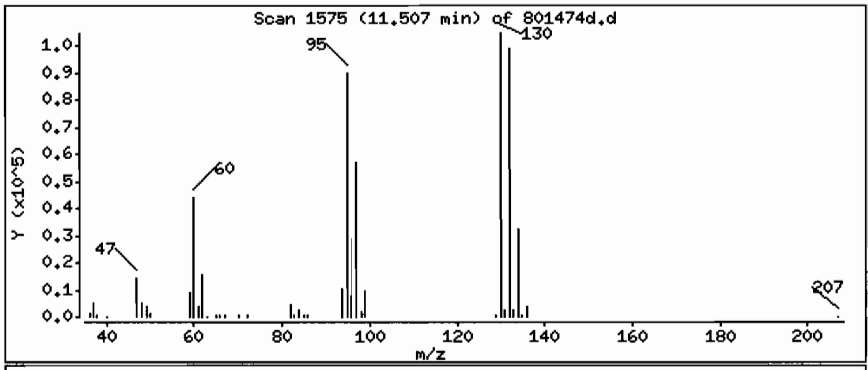

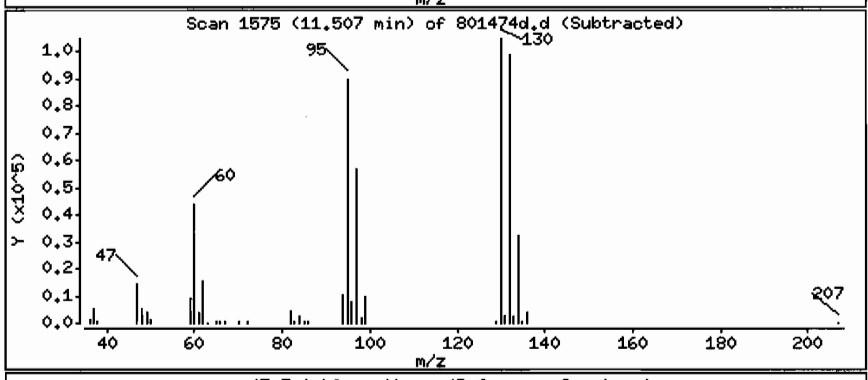

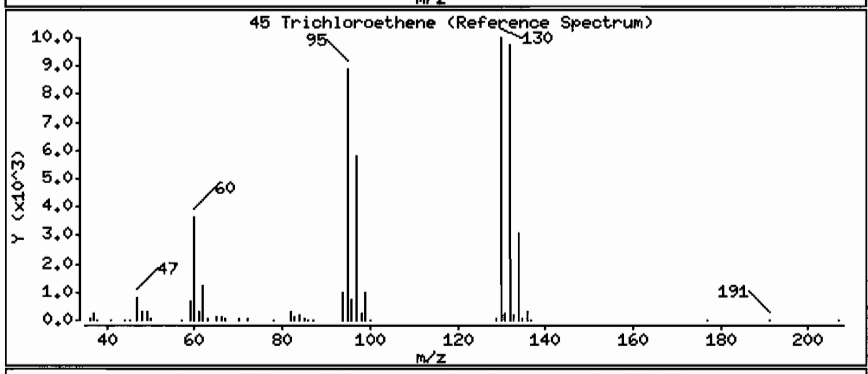

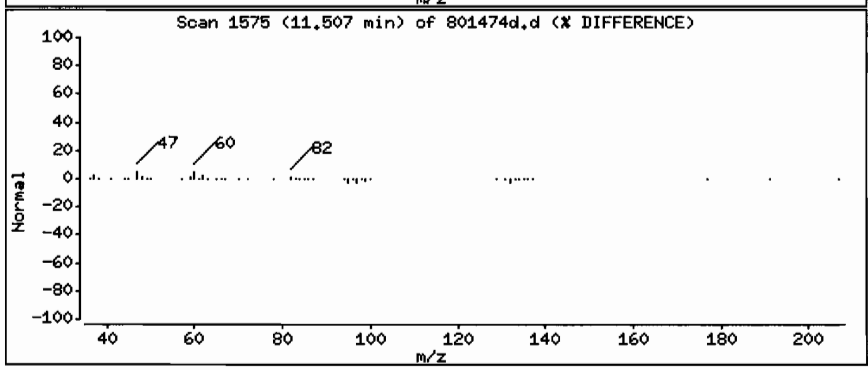

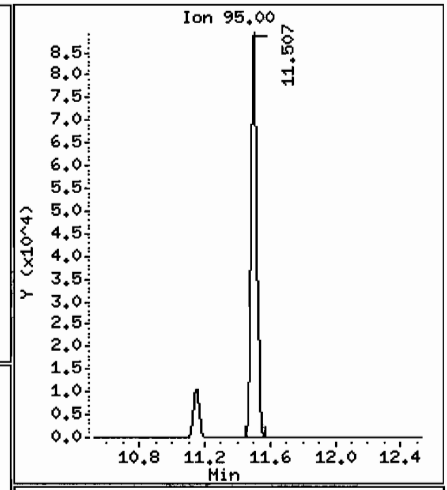

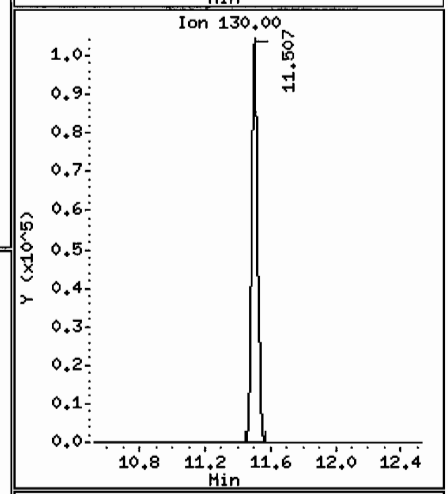

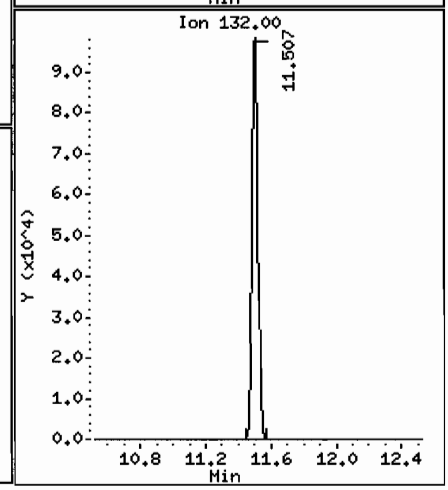

Data File: /chem/F.i/Fsvr.p/fdbzto15.b/801474d.d

Date : 03-AUG-2009 17:37

Client ID: RSG0899-01

Instrument: F.i

Sample Info: RSG0899-01 :[ ]07/21/09 @1426(AIR)

Purge Volume: 50.0

Operator: wrd

Column phase: RTX-624

Column diameter: 0.32

54 Toluene

Concentration: 6.2 ppbv

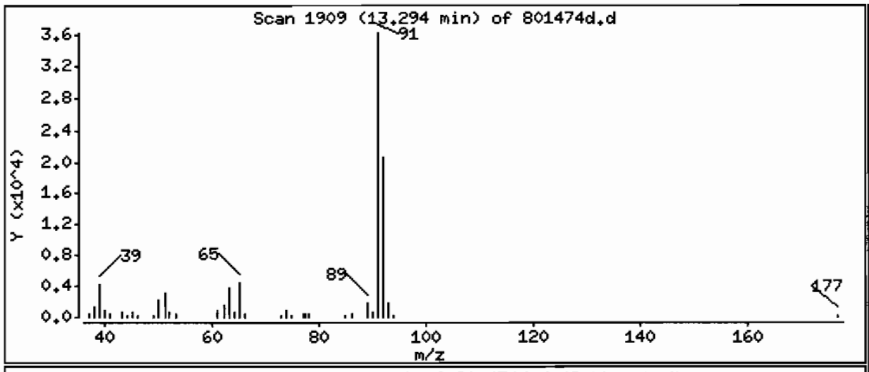

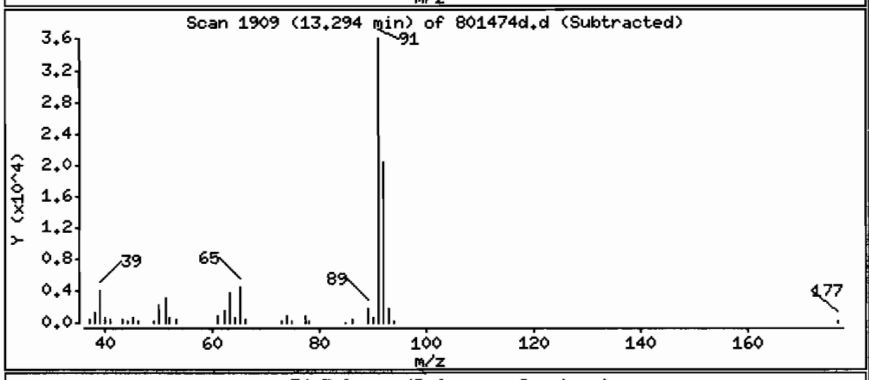

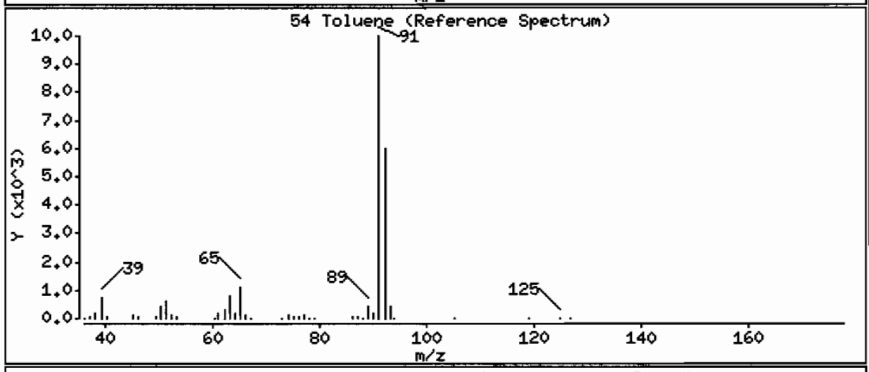

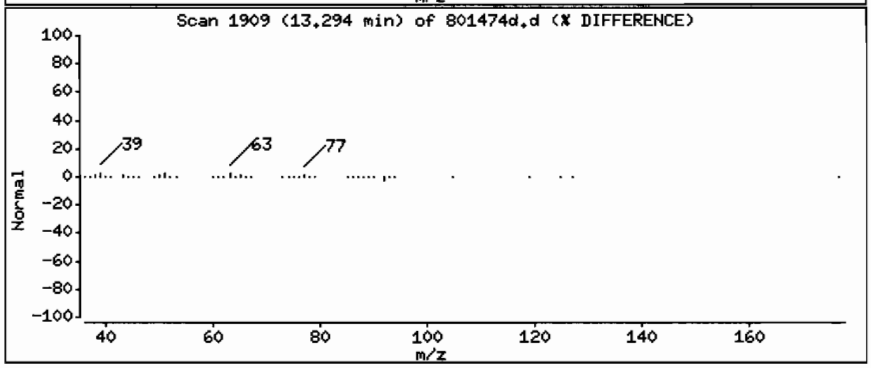

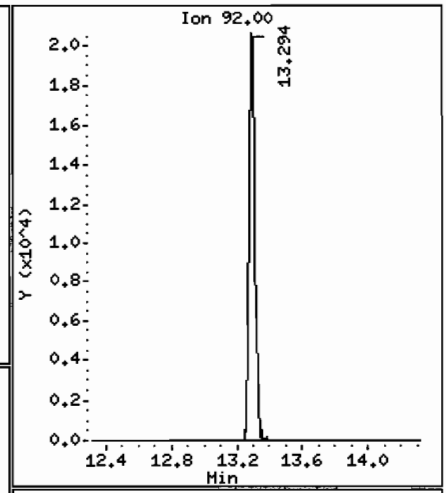

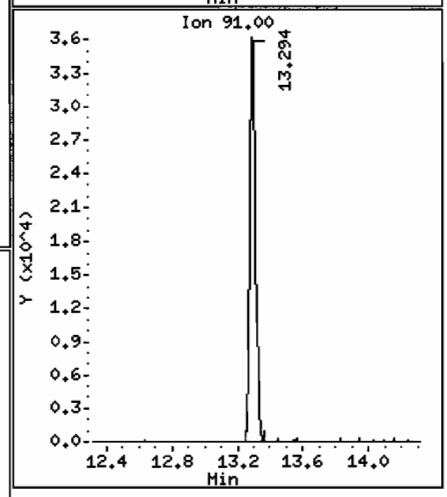

Data File: /chem/F.i/Fsvr.p/fdbzto15.b/801474d.d

Date : 03-AUG-2009 17:37

Client ID: RSG0899-01

Instrument: F.i

Sample Info: RSG0899-01 :[J07/21/09 @1426(AIR)

Purge Volume: 50.0

Operator: wrd

Column phase: RTX-624

Column diameter: 0.32

63 Ethylbenzene

Concentration: 1.1 ppbv

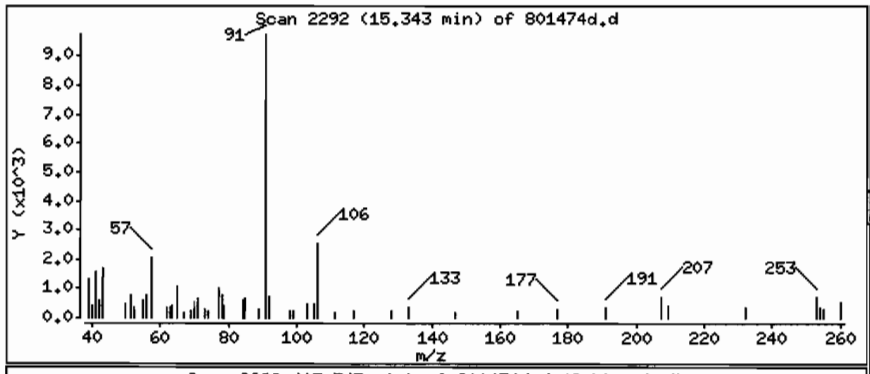

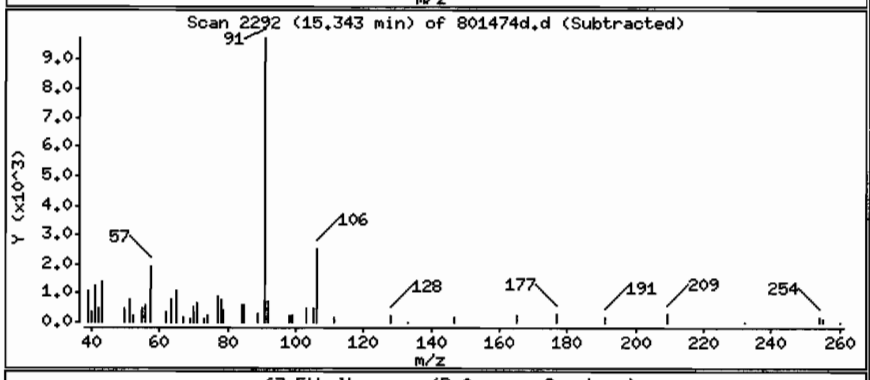

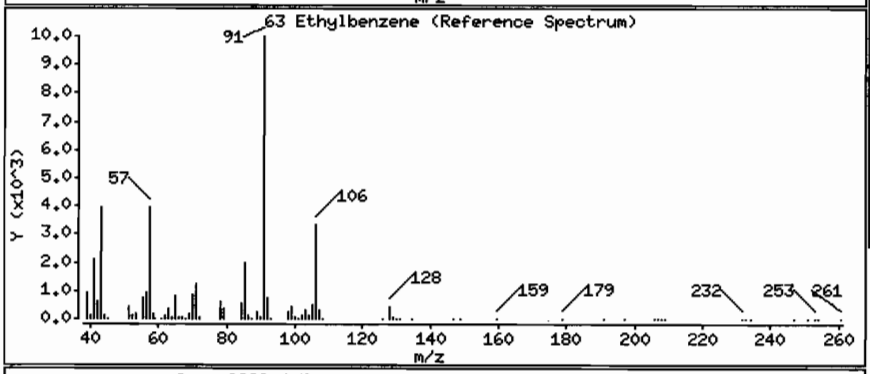

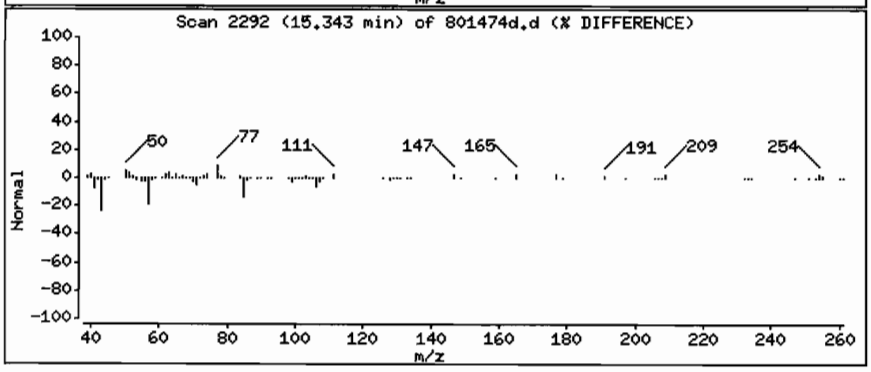

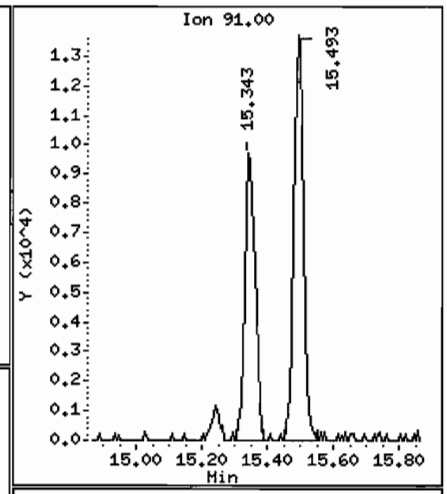

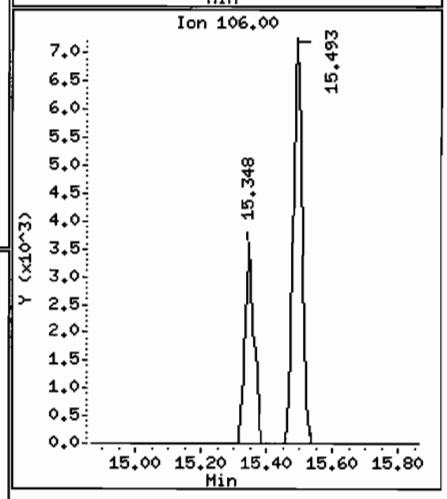

Data File: /chem/F.i/Fsvr.p/fdbzto15.b/801474d.d

Date : 03-AUG-2009 17:37

Client ID: RSG0899-01

Instrument: F.i

Sample Info: RSG0899-01 :[J07/21/09 @1426(AIR)

Purge Volume: 50.0

Operator: wrd

Column phase: RTX-624

Column diameter: 0.32

65 Xylene (o)

Concentration: 0.80 ppbv

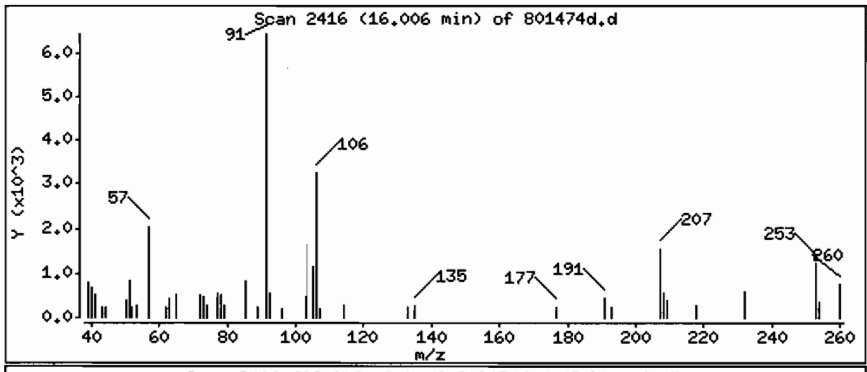

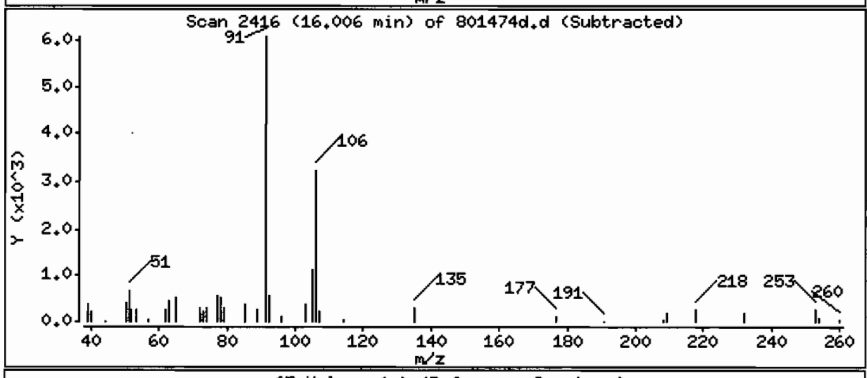

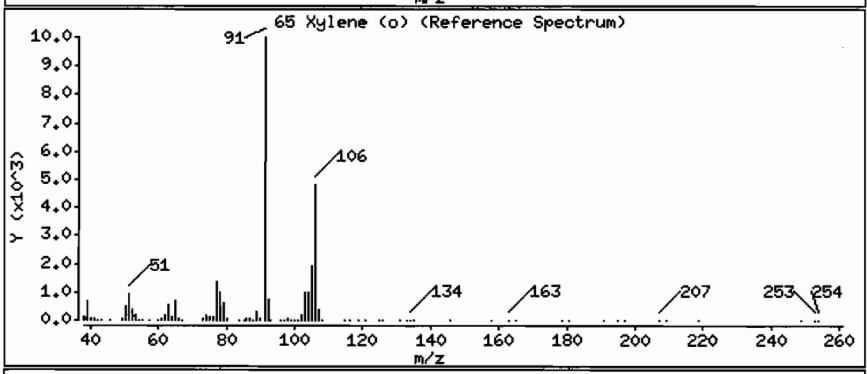

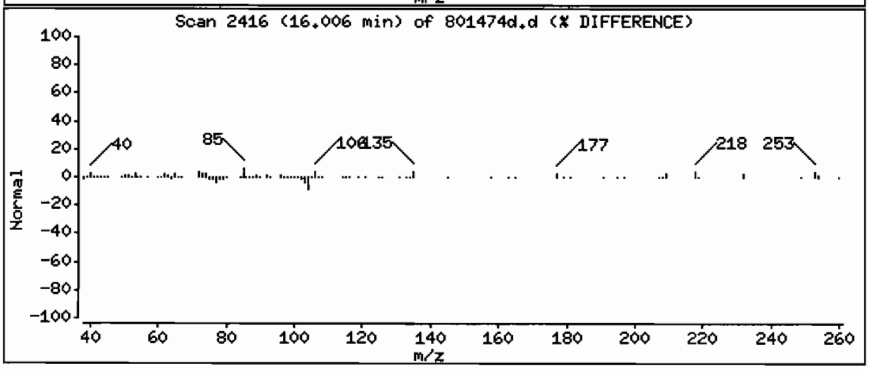

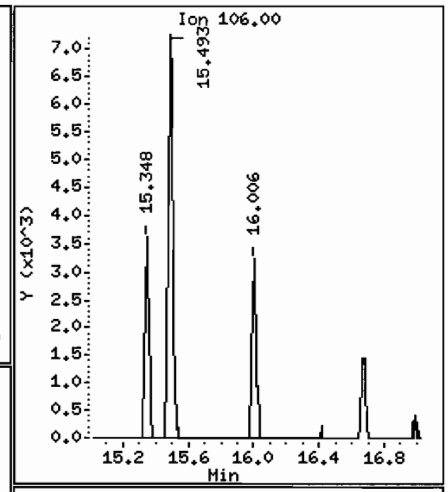

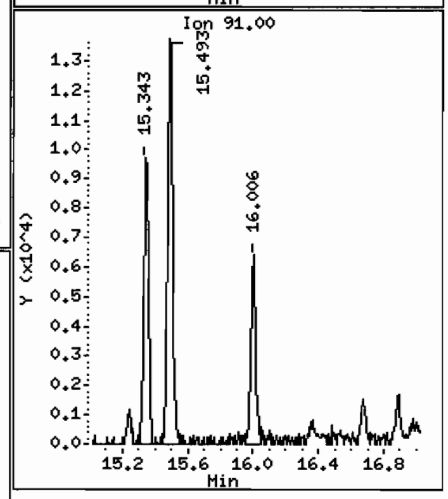

MANUAL INTEGRATION REPORT

Data File Name: 801474d.d
Client Sample ID: RSG0899-01
Compound Name: 1,1,1-Trichloroethane

Inj. Date and Time: 03-AUG-2009 17:37
Instrument ID: F.i
CAS #: 71-55-6

Target Version: Target 3.50
Report Version: 1.1
Report Date: 08/04/2009 22:47

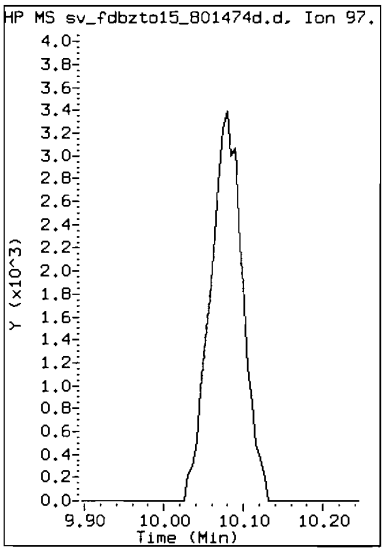

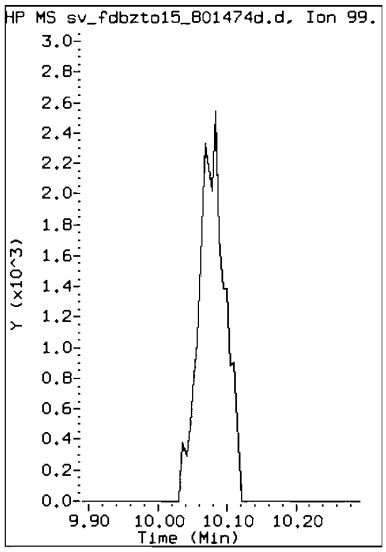

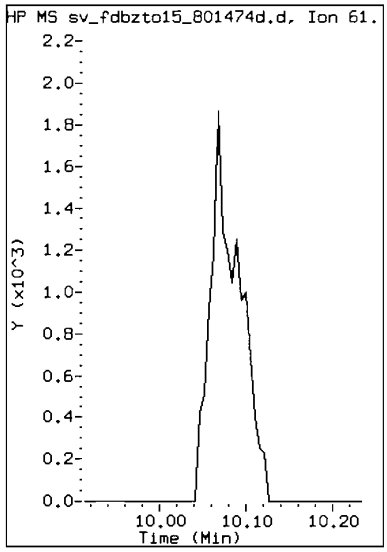

Original Integrations:

Area = 10623 Area = 4772 Area = 370516

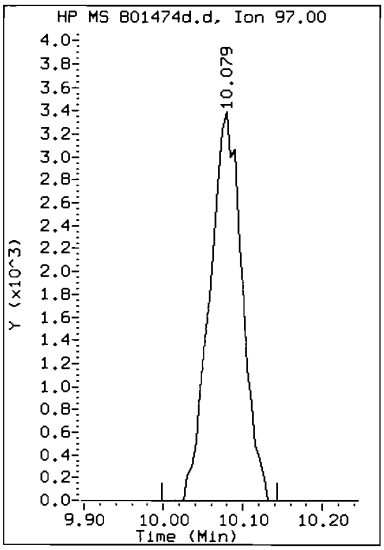

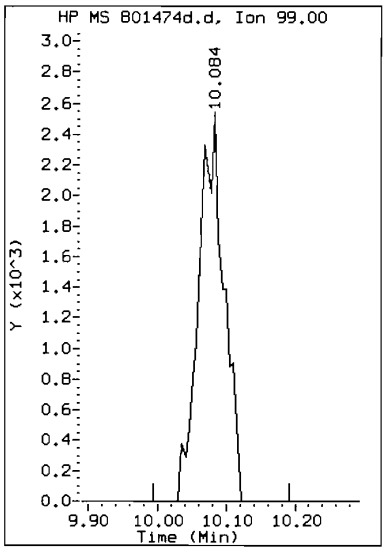

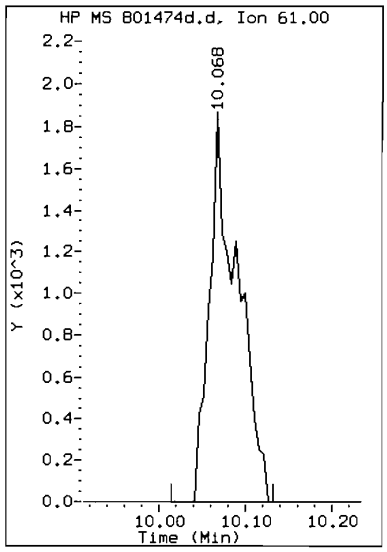

Final Integrations:

Area = 9613 Area = 6556 Area = 4249

Manual Integration Reason: MI2 - Peak missed

FORM 1
VOLATILE ORGANICS ANALYSIS DATA SHEET

STLNYB SAMPLE NO.

RSG0899-02

Lab Name: TESTAMERICA BURLINGTON Contract: 29012

Lab Code: STLV Case No.: SCOTTAVI SAS No.: SDG No.: RSG0899

Matrix: (soil/water) AIR Lab Sample ID: 801475

Sample wt/vol: 20.00 (g/mL) ML Lab File ID: 801475D2

Level: (low/med) LOW Date Received: 07/24/09

% Moisture: not dec. _____ Date Analyzed: 08/04/09

GC Column: RTX-624 ID: 0.32 (mm) Dilution Factor: 799.0

Soil Extract Volume:_____(uL) Soil Aliquot Volume: _____(uL)

CAS NO.	COMPOUND	CONCENTRATION UNITS: (ug/L or ug/Kg) PPBV	Q
75-71-8	Dichlorodifluoromethane	400	U
76-14-2	1,2-Dichlorotetrafluoroethan	160	U
74-87-3	Chloromethane	400	U
75-01-4	Vinyl Chloride	1600	
106-99-0	1,3-Butadiene	400	U
74-83-9	Bromomethane	160	U
75-00-3	Chloroethane	400	U
593-60-2	Bromoethene	160	U
75-69-4	Trichlorofluoromethane	160	U
76-13-1	Freon TF	160	U
75-35-4	1,1-Dichloroethene	160	
75-15-0	Carbon Disulfide	400	U
107-05-1	3-Chloropropene	400	U
75-09-2	Methylene Chloride	400	U
156-60-5	trans-1,2-Dichloroethene	160	U
110-54-3	n-Hexane	400	U
75-34-3	1,1-Dichloroethane	610	
156-59-2	cis-1,2-Dichloroethene	25000	
67-66-3	Chloroform	160	U
71-55-6	1,1,1-Trichloroethane	790	
110-82-7	Cyclohexane	160	U
56-23-5	Carbon Tetrachloride	160	U
540-84-1	2,2,4-Trimethylpentane	160	U
71-43-2	Benzene	160	U
107-06-2	1,2-Dichloroethane	160	U
142-82-5	n-Heptane	160	U
79-01-6	Trichloroethene	24000	
78-87-5	1,2-Dichloropropane	160	U
75-27-4	Bromodichloromethane	160	U
10061-01-5	cis-1,3-Dichloropropene	160	U
108-88-3	Toluene	160	U
10061-02-6	trans-1,3-Dichloropropene	160	U
79-00-5	1,1,2-Trichloroethane	160	U

FORM I VOA

FORM 1
VOLATILE ORGANICS ANALYSIS DATA SHEET

STLNYB SAMPLE NO.

RSG0899-02

Lab Name: TESTAMERICA BURLINGTON Contract: 29012

Lab Code: STLV Case No.: SCOTTAVI SAS No.: SDG No.: RSG0899

Matrix: (soil/water) AIR Lab Sample ID: 801475

Sample wt/vol: 20.00 (g/mL) ML Lab File ID: 801475D2

Level: (low/med) LOW Date Received: 07/24/09

% Moisture: not dec. _____ Date Analyzed: 08/04/09

GC Column: RTX-624 ID: 0.32 (mm) Dilution Factor: 799.0

Soil Extract Volume:_____(uL) Soil Aliquot Volume: _____(uL)

CAS NO.	COMPOUND	CONCENTRATION UNITS: (ug/L or ug/Kg) PPBV	Q
127-18-4	Tetrachloroethene	160	U
124-48-1	Dibromochloromethane	160	U
106-93-4	1,2-Dibromoethane	160	U
108-90-7	Chlorobenzene	160	U
100-41-4	Ethylbenzene	160	U
1330-20-7	Xylene (m,p)	400	U
95-47-6	Xylene (o)	160	U
100-42-5	Styrene	160	U
75-25-2	Bromoform	160	U
79-34-5	1,1,2,2-Tetrachloroethane	160	U
622-96-8	4-Ethyltoluene	160	U
108-67-8	1,3,5-Trimethylbenzene	160	U
95-49-8	2-Chlorotoluene	160	U
95-63-6	1,2,4-Trimethylbenzene	160	U
541-73-1	1,3-Dichlorobenzene	160	U
106-46-7	1,4-Dichlorobenzene	160	U
95-50-1	1,2-Dichlorobenzene	160	U
120-82-1	1,2,4-Trichlorobenzene	400	U
87-68-3	Hexachlorobutadiene	160	U

FORM I VOA

Data File: /chem/F.i/Fsvr.p/fdbzto15.b/801475d2.d
Date : 04-AUG-2009 06:06
Client ID: RSG0899-02
Sample Info: RSG0899-02 :[J07/21/09 @1431(AIR)
Purge Volume: 20.0
Column phase: RTX-624

Page 3

Instrument: F.i
Operator: wrd
Column diameter: 0.32

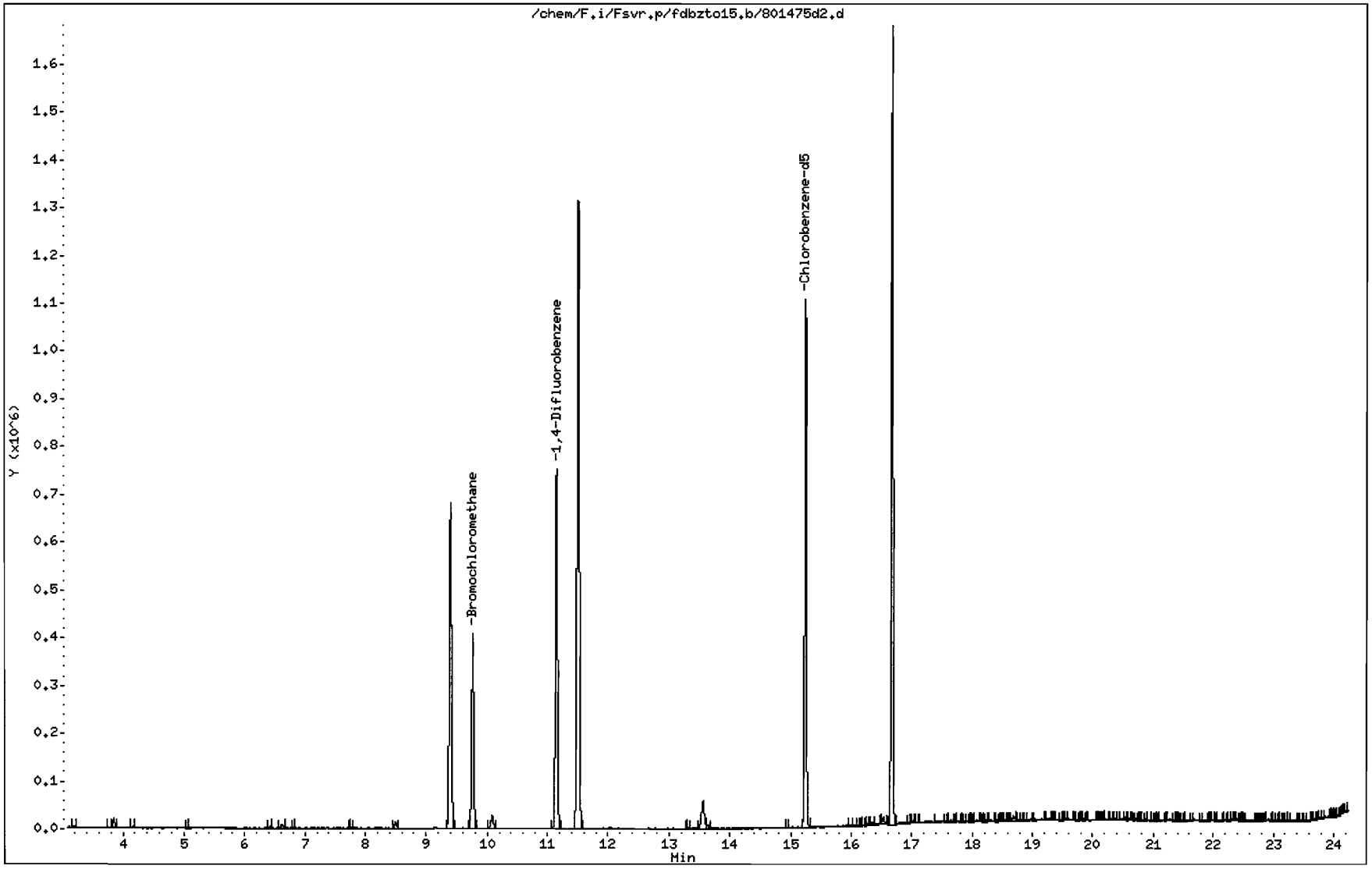

TestAmerica Burlington

AIR TOXICS QUANTITATION REPORT

Data file : /chem/F.i/Fsvr.p/fdbzto15.b/801475d2.d
Lab Smp Id: 801475 Client Smp ID: RSG0899-02
Inj Date : 04-AUG-2009 06:06
Operator : wrd Inst ID: F.i
Smp Info : RSG0899-02 :[ ]07/21/09 @1431(AIR)
Misc Info : 801475;080309FA;799;20;cdf79.9
Comment :
Method : /chem/F.i/Fsvr.p/fdbzto15.b/sto15.m
Meth Date : 04-Aug-2009 22:27 sv Quant Type: ISTD
Cal Date : 03-JUL-2009 04:19 Cal File: fdb40v.d
Als bottle: 21
Dil Factor: 799.00000
Integrator: HP RTE Compound Sublist: TO14trans.sub
Target Version: 3.50
Processing Host: chemsvr6

Concentration Formula: Amt * DF * Uf*(Vo/Vo) * CpndVariable

Name	Value	Description
DF	799.00000	Dilution Factor
Uf	1.00000	ng unit correction factor
Vo	20.00000	Sample Volume purged (mL)

Cpnd Variable Local Compound Variable

Compounds	QUANT SIG MASS	RT	EXP RT	REL RT	RESPONSE	CONCENTRATIONS ON-COLUMN (ppbv)	FINAL (ppbv)
1 Dichlorodifluoromethane	85	Compound Not Detected.					
3 1,2-Dichlorotetrafluoroethane	85	Compound Not Detected.					
4 Chloromethane	50	Compound Not Detected.					
6 Vinyl Chloride	62	3.852	3.852	(0.395)	21583	1.98712	1600
7 1,3-Butadiene	54	Compound Not Detected.					
9 Bromomethane	94	Compound Not Detected.					
10 Chloroethane	64	Compound Not Detected.					
12 Bromoethene	106	Compound Not Detected.					
13 Trichlorofluoromethane	101	Compound Not Detected.					
17 Freon TF	101	Compound Not Detected.					
18 1,1-Dichloroethene	96	6.436	6.441	(0.660)	2169	0.19778	160(M)
21 Carbon Disulfide	76	Compound Not Detected.					
22 3-Chloropropene	41	Compound Not Detected.					
24 Methylene Chloride	49	Compound Not Detected.					
27 trans-1,2-Dichloroethene	61	Compound Not Detected.					

Compounds	QUANT SIG MASS	RT	EXP RT	REL RT	RESPONSE	CONCENTRATIONS ON-COLUMN (ppbv)	FINAL (ppbv)
28 n-Hexane	57	Compound Not Detected.					
29 1,1-Dichloroethane	63	8.501	8.522	(0.871)	14685	0.75868	610
31 cis-1,2-Dichloroethene	96	9.394	9.415	(0.963)	389704	31.5107	25000
* 32 Bromochloromethane	128	9.758	9.779	(1.000)	152614	10.0000	
34 Chloroform	83	Compound Not Detected.					
35 1,1,1-Trichloroethane	97	10.073	10.100	(0.904)	28852	0.98814	790(M)
36 Cyclohexane	84	Compound Not Detected.					
37 Carbon Tetrachloride	117	Compound Not Detected.					
38 2,2,4-Trimethylpentane	57	Compound Not Detected.					
39 Benzene	78	Compound Not Detected.					
41 1,2-Dichloroethane	62	Compound Not Detected.					
42 n-Heptane	43	Compound Not Detected.					
* 43 1,4-Difluorobenzene	114	11.149	11.170	(1.000)	779195	10.0000	
45 Trichloroethene	95	11.502	11.523	(1.032)	517695	30.0847	24000
47 1,2-Dichloropropane	63	Compound Not Detected.					
50 Bromodichloromethane	83	Compound Not Detected.					
51 cis-1,3-Dichloropropene	75	Compound Not Detected.					
54 Toluene	92	Compound Not Detected.					
55 trans-1,3-Dichloropropene	75	Compound Not Detected.					
56 1,1,2-Trichloroethane	83	Compound Not Detected.					
57 Tetrachloroethene	166	Compound Not Detected.					
59 Dibromochloromethane	129	Compound Not Detected.					
60 1,2-Dibromoethane	107	Compound Not Detected.					
* 61 Chlorobenzene-d5	117	15.241	15.263	(1.000)	741272	10.0000	
62 Chlorobenzene	112	Compound Not Detected.					
63 Ethylbenzene	91	Compound Not Detected.					
64 Xylene (m,p)	106	Compound Not Detected.					
65 Xylene (o)	106	Compound Not Detected.					
66 Styrene	104	Compound Not Detected.					
67 Bromoform	173	Compound Not Detected.					
69 1,1,2,2-Tetrachloroethane	83	Compound Not Detected.					
74 4-Ethyltoluene	105	Compound Not Detected.					
75 1,3,5-Trimethylbenzene	105	Compound Not Detected.					
76 2-Chlorotoluene	91	Compound Not Detected.					
79 1,2,4-Trimethylbenzene	105	Compound Not Detected.					
82 1,3-Dichlorobenzene	146	Compound Not Detected.					
83 1,4-Dichlorobenzene	146	Compound Not Detected.					
88 1,2-Dichlorobenzene	146	Compound Not Detected.					
90 1,2,4-Trichlorobenzene	180	Compound Not Detected.					
91 Hexachlorobutadiene	225	Compound Not Detected.					

QC Flag Legend

M - Compound response manually integrated.

Data File: /chem/F.i/Fsvr.p/fdbzto15.b/801475d2.d

Date : 04-AUG-2009 06:06

Client ID: RSG0899-02

Instrument: F.i

Sample Info: RSG0899-02 :[ ]07/21/09 @1431(AIR)

Purge Volume: 20.0

Operator: wrd

Column phase: RTX-624

Column diameter: 0.32

6 Vinyl Chloride

Concentration: 1600 ppbv

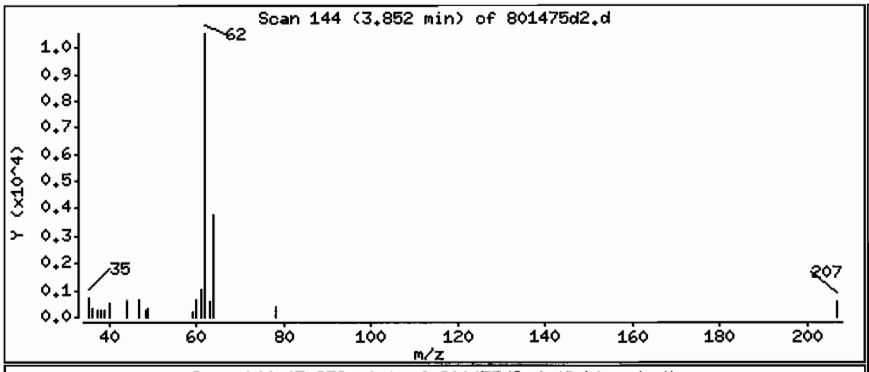

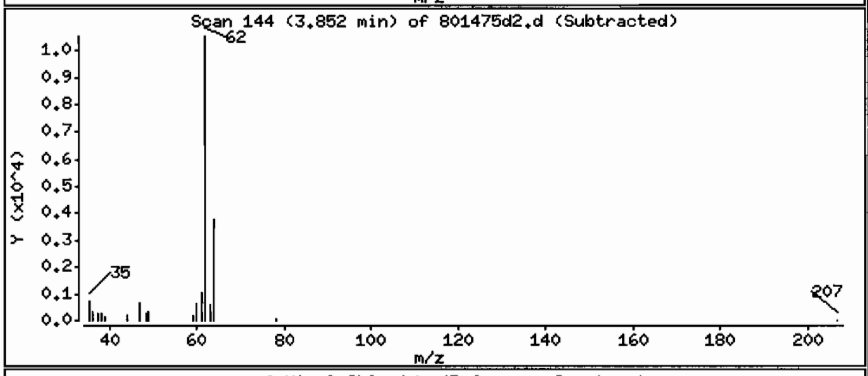

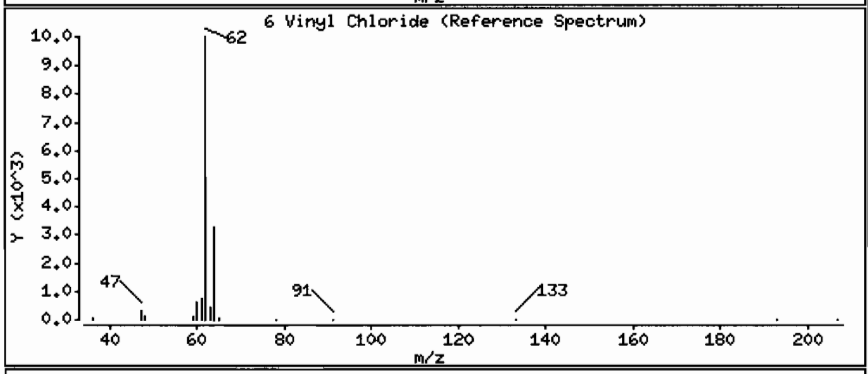

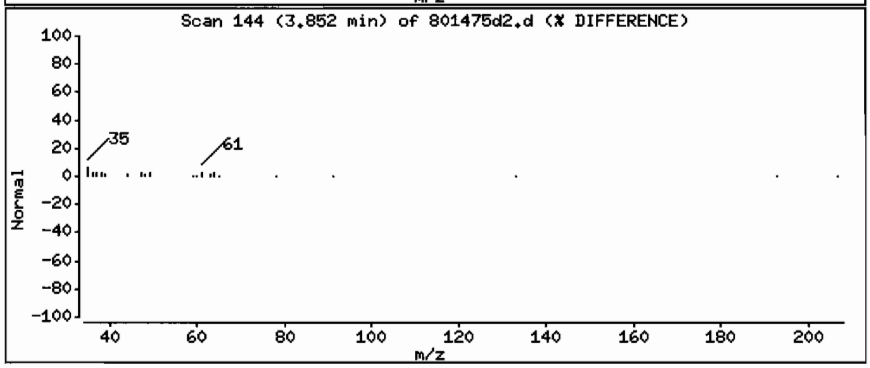

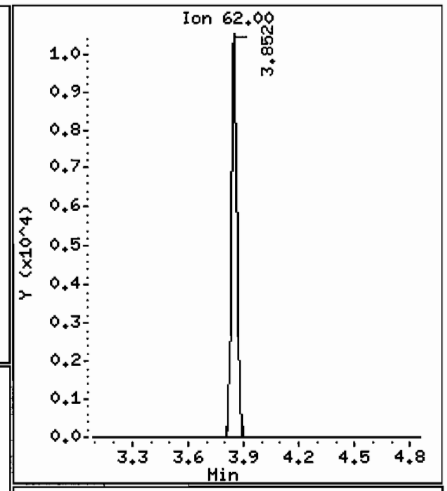

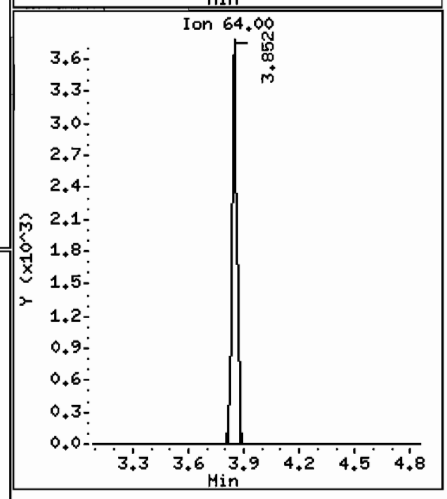

Data File: /chem/F.i/Fsvr.p/fdbzto15.b/801475d2.d

Date : 04-AUG-2009 06:06

Client ID: RSG0899-02

Instrument: F.i

Sample Info: RSG0899-02 :[ ]07/21/09 @1431(AIR)

Purge Volume: 20.0

Operator: wrd

Column phase: RTX-624

Column diameter: 0.32

18 1,1-Dichloroethene

Concentration: 160 ppbv

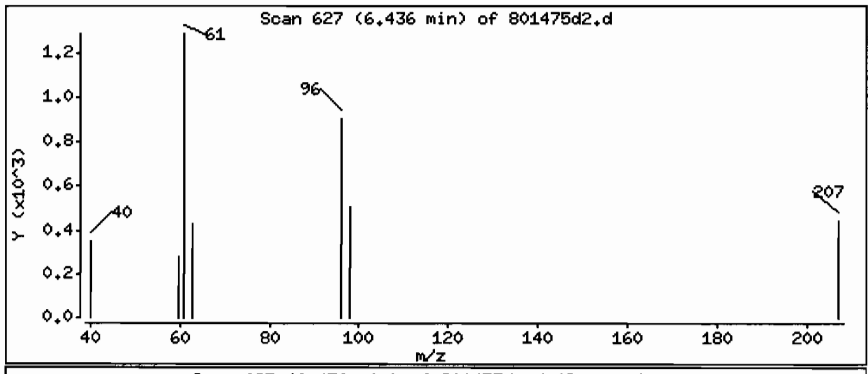

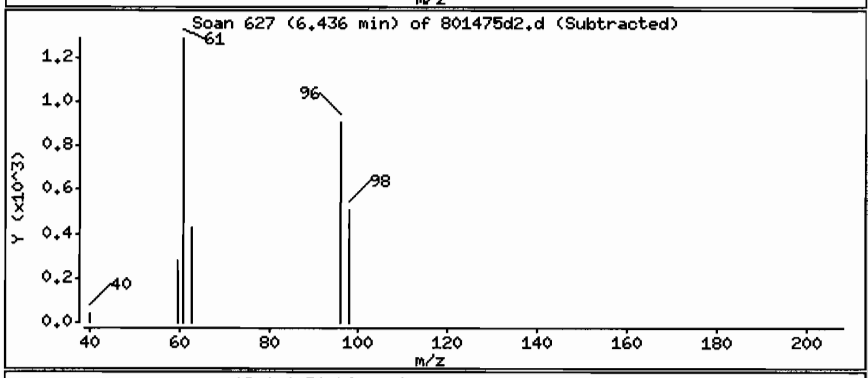

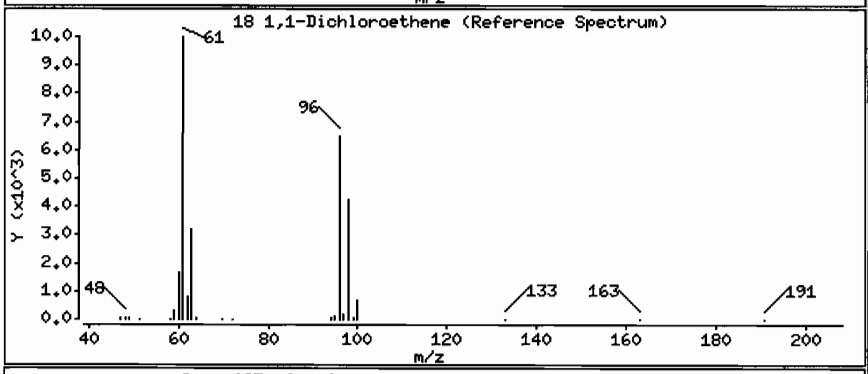

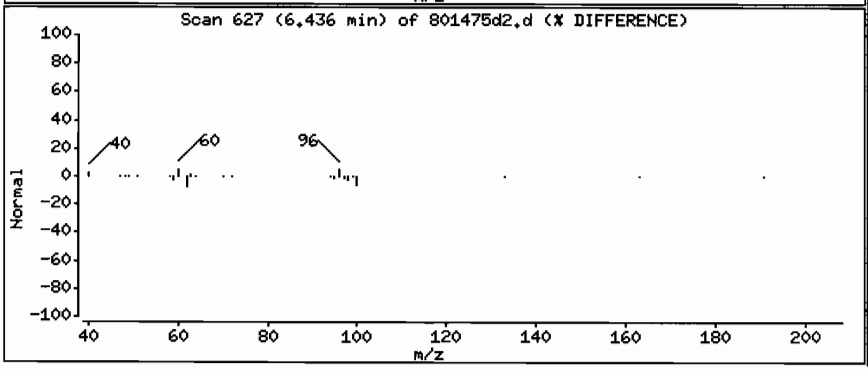

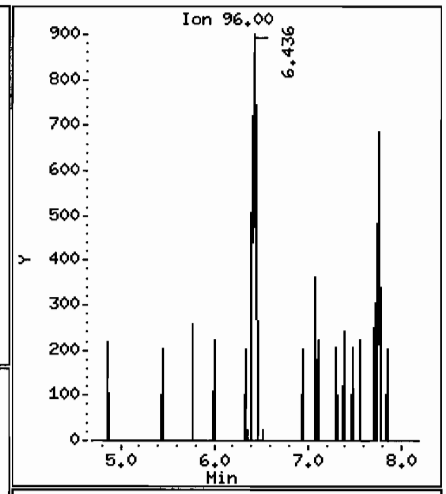

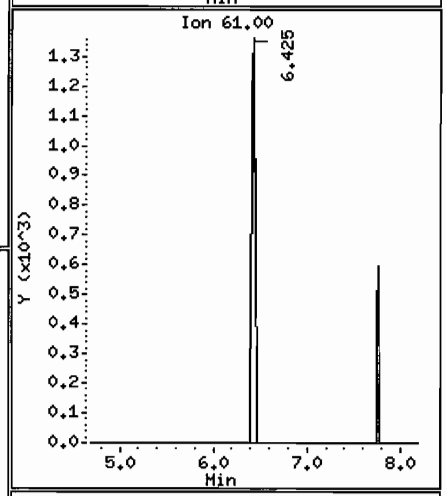

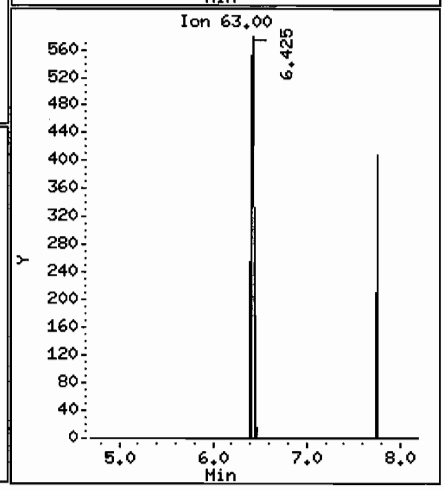

Data File: /chem/F.i/Fsvr.p/fdbzto15.b/801475d2.d

Date : 04-AUG-2009 06:06

Client ID: RSG0899-02

Instrument: F.i

Sample Info: RSG0899-02 :[ ]07/21/09 @1431(AIR)

Purge Volume: 20.0

Operator: wrd

Column phase: RTX-624

Column diameter: 0.32

29 1,1-Dichloroethane

Concentration: 610 ppbv

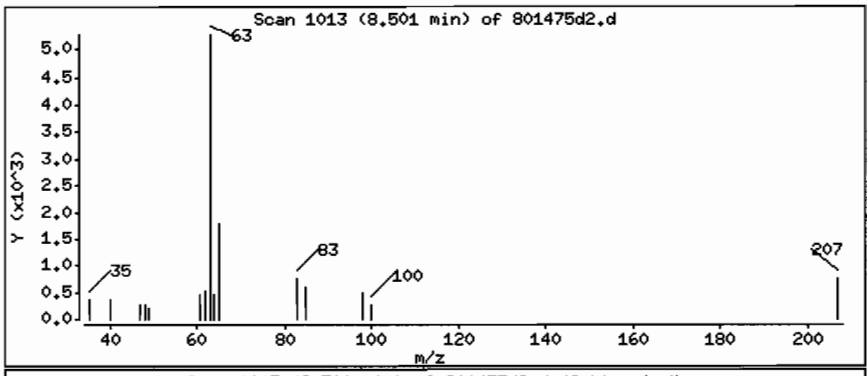

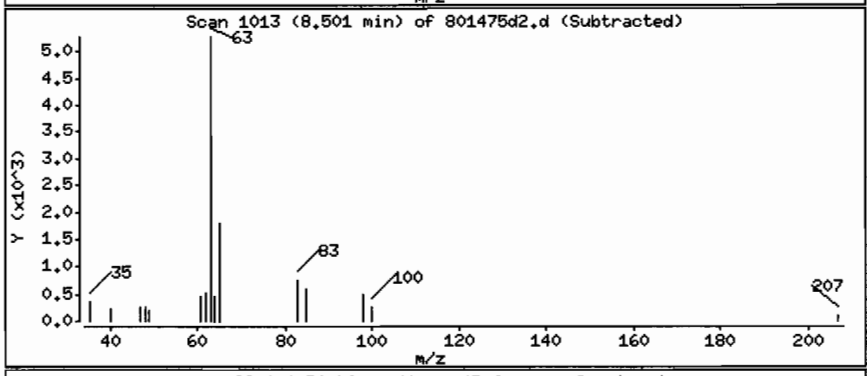

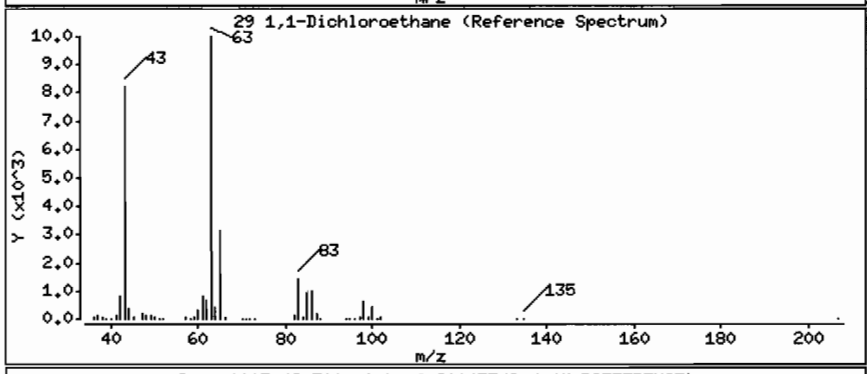

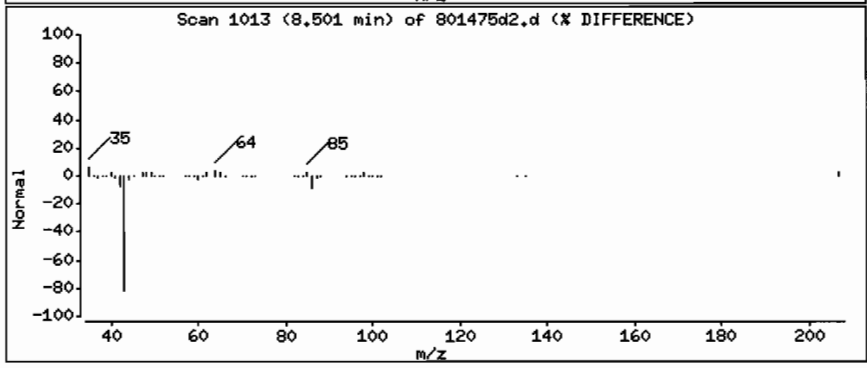

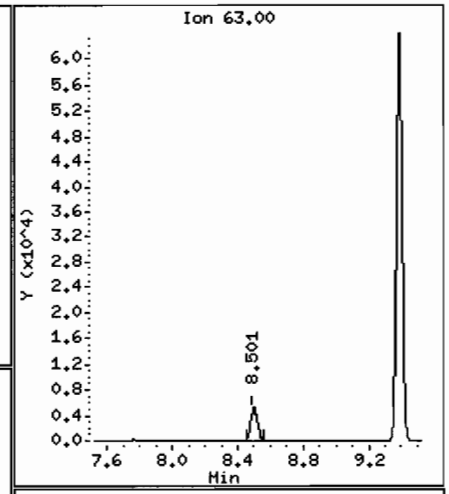

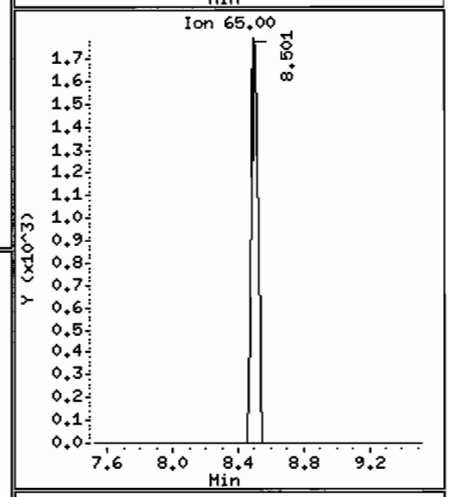

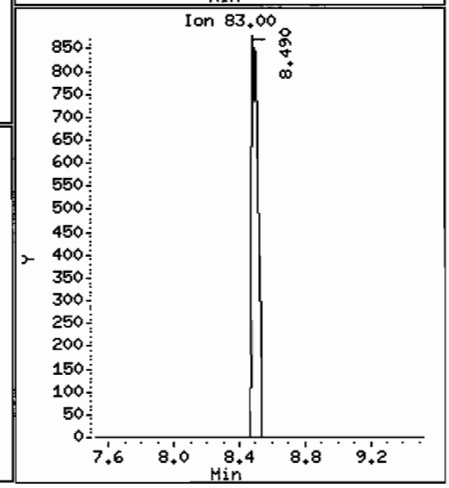

Data File: /chem/F.i/Fsvr.p/fdbzto15.b/801475d2.d

Page 7

Date : 04-AUG-2009 06:06

Client ID: RSG0899-02

Instrument: F.i

Sample Info: RSG0899-02 :[J07/21/09 @1431(AIR)

Purge Volume: 20.0

Operator: wrd

Column phase: RTX-624

Column diameter: 0.32

31 cis-1,2-Dichloroethene

Concentration: 25000 ppbv

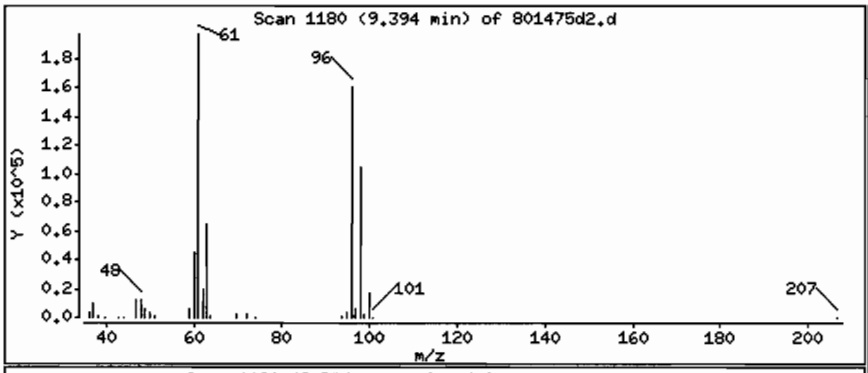

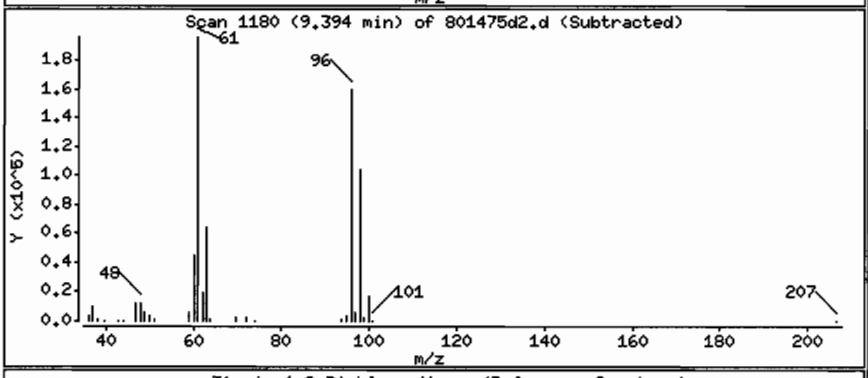

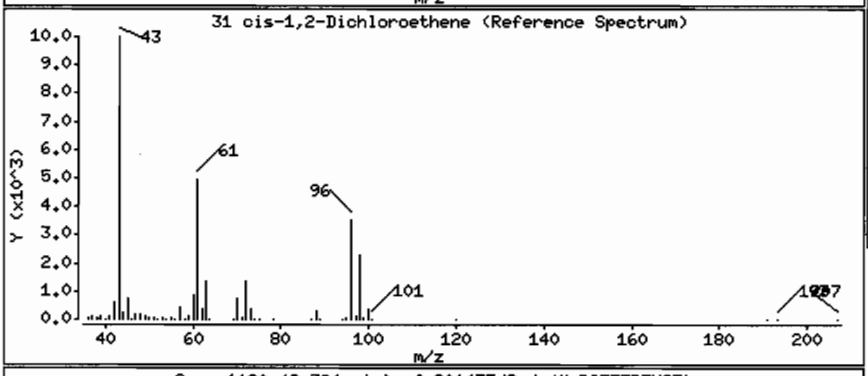

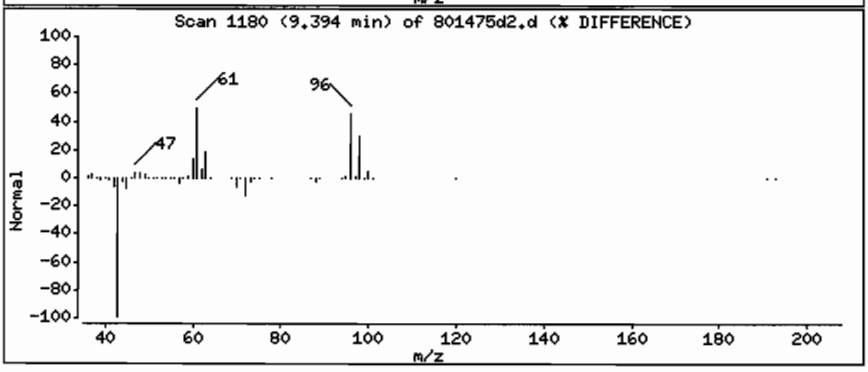

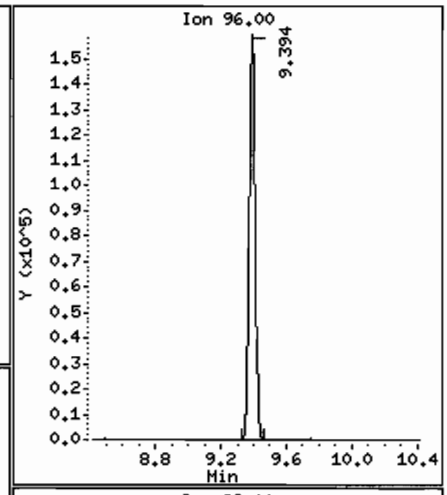

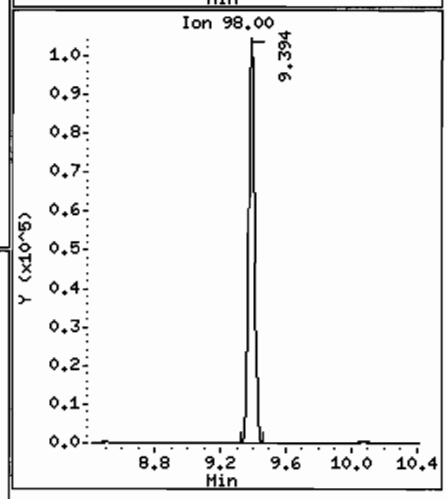

Data File: /chem/F.i/Fsvr.p/fdbzto15.b/801475d2.d

Date : 04-AUG-2009 06:06

Client ID: RSG0899-02

Instrument: F.i

Sample Info: RSG0899-02 :[ ]07/21/09 @1431(AIR)

Purge Volume: 20.0

Operator: wrd

Column phase: RTX-624

Column diameter: 0.32

35 1,1,1-Trichloroethane

Concentration: 790 ppbv

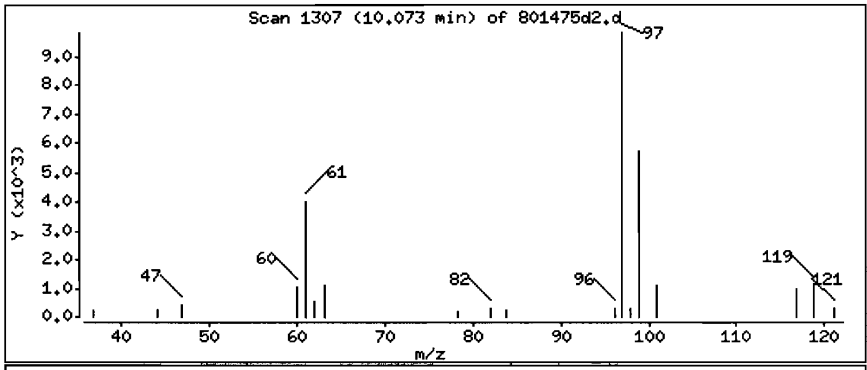

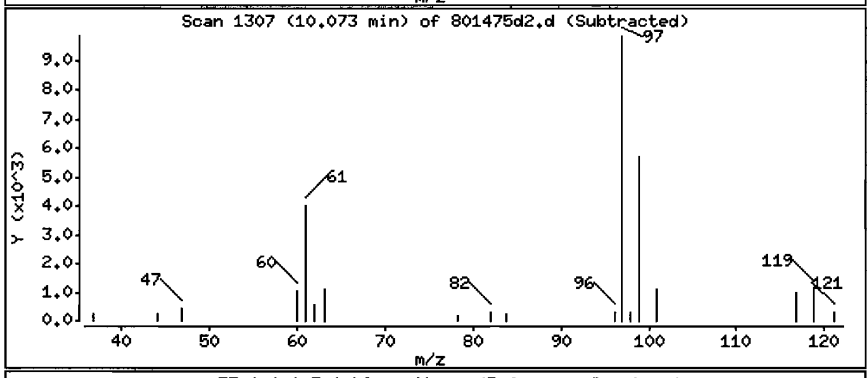

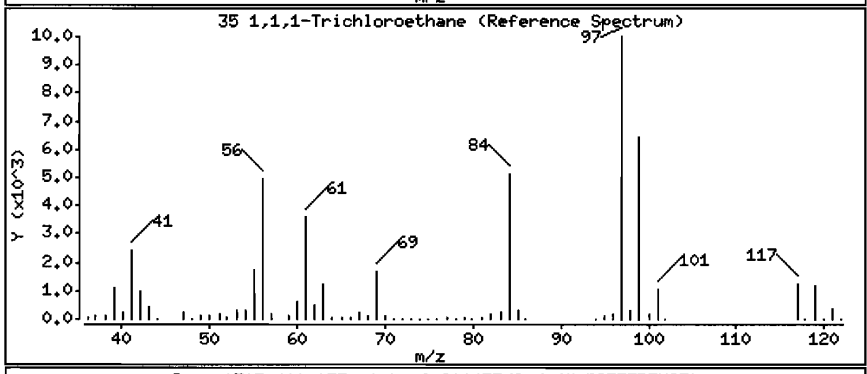

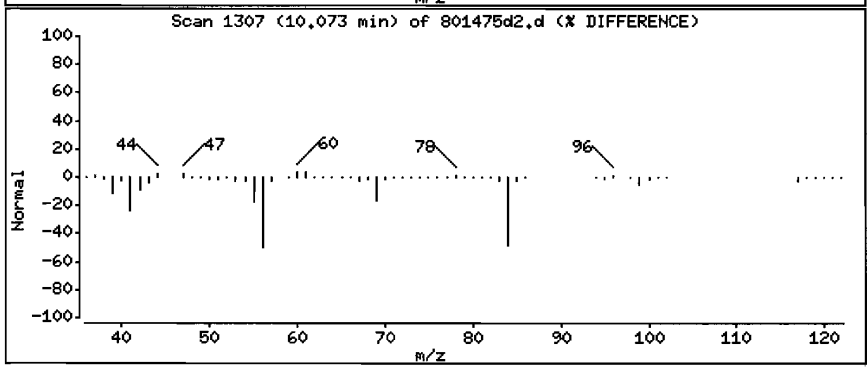

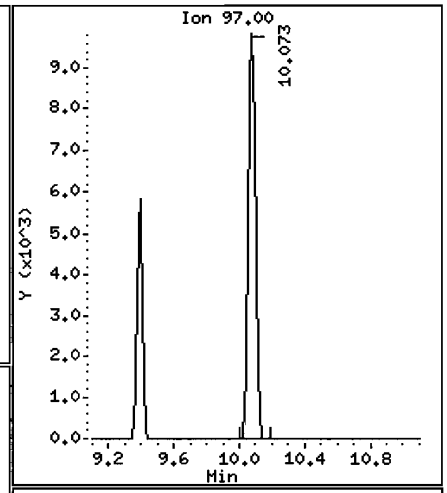

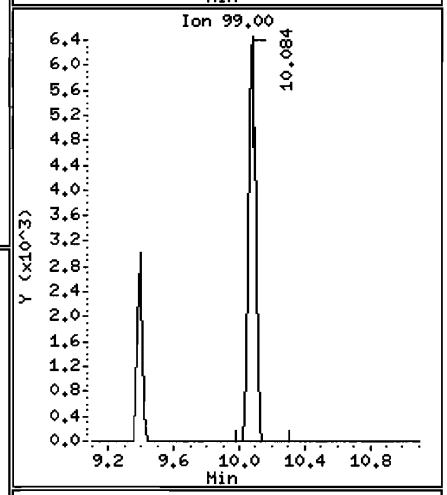

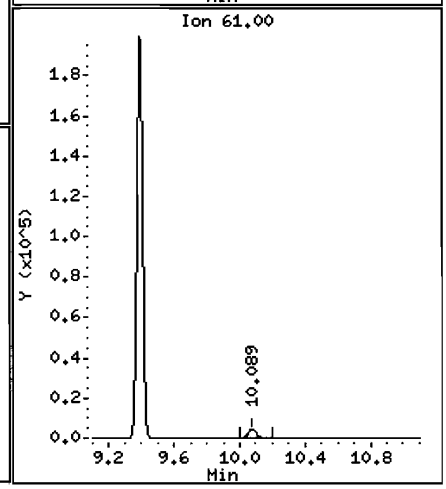

Data File: /chem/F.i/Fsvr.p/fdbzto15.b/801475d2.d

Date : 04-AUG-2009 06:06

Client ID: RSG0899-02

Instrument: F.i

Sample Info: RSG0899-02 :[J07/21/09 @1431(AIR)

Purge Volume: 20.0

Operator: wrd

Column phase: RTX-624

Column diameter: 0.32

45 Trichloroethene

Concentration: 24000 ppbv

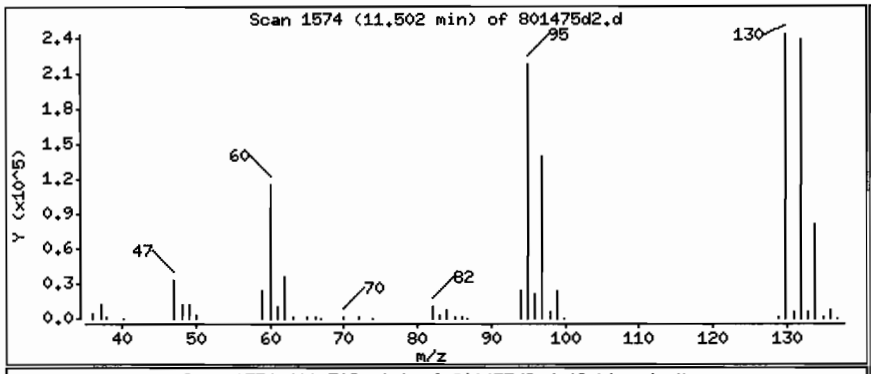

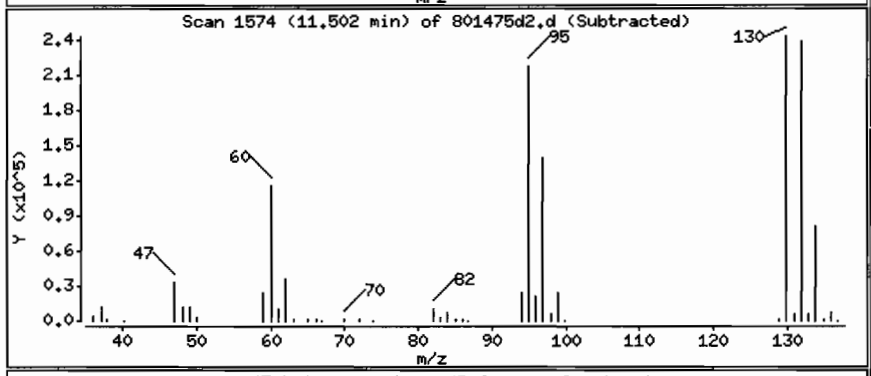

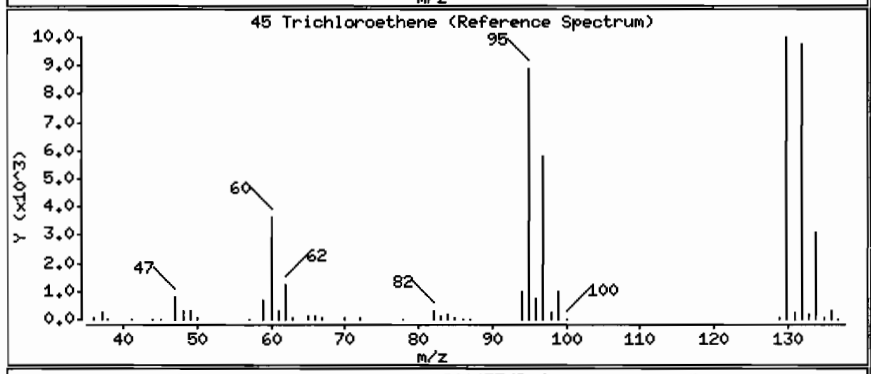

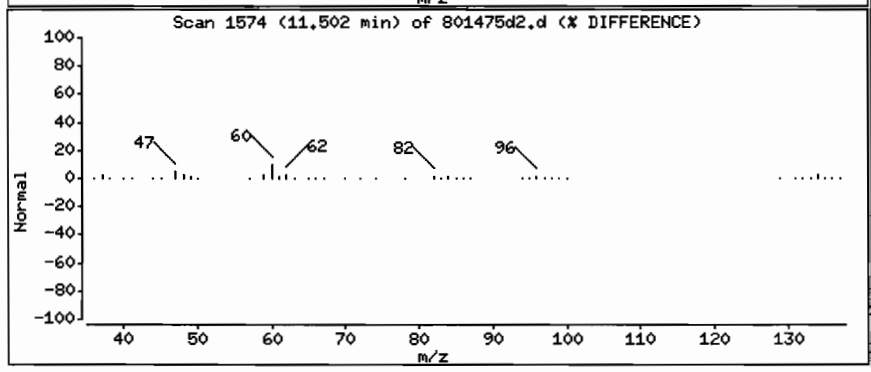

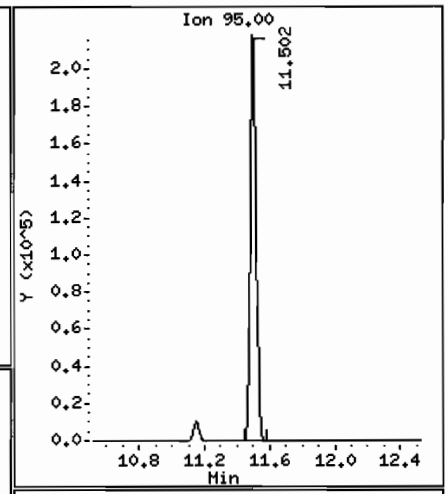

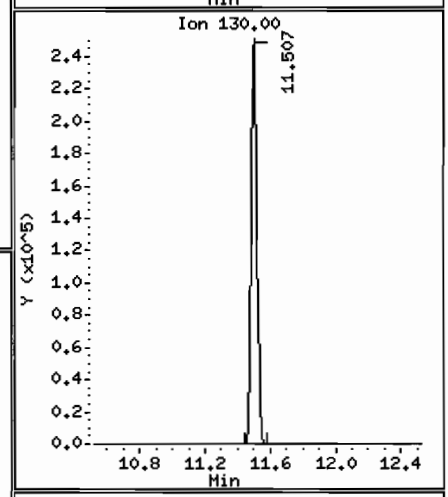

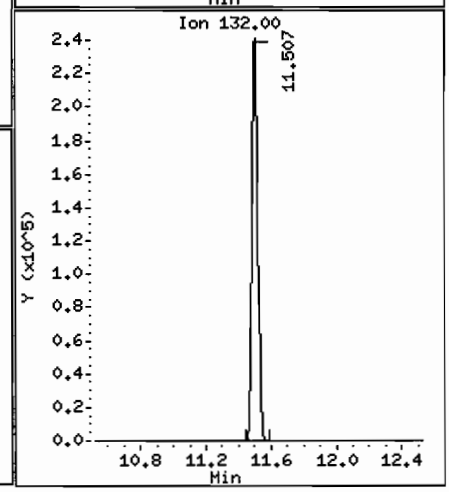

MANUAL INTEGRATION REPORT

Data File Name: 801475d2.d
Client Sample ID: RSG0899-02
Compound Name: 1,1-Dichloroethene

Inj. Date and Time: 04-AUG-2009 06:06
Instrument ID: F.i
CAS #: 75-35-4

Target Version: Target 3.50
Report Version: 1.1
Report Date: 08/04/2009 22:27

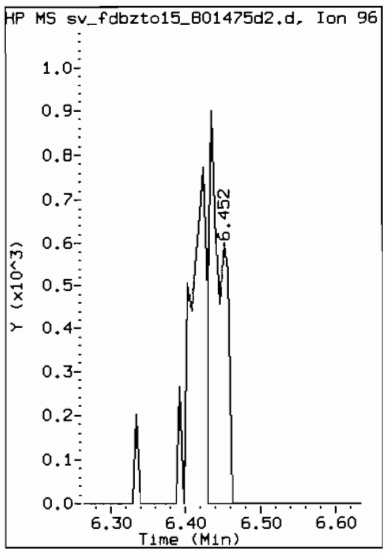

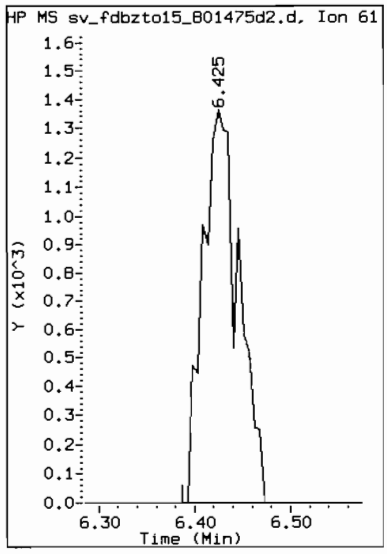

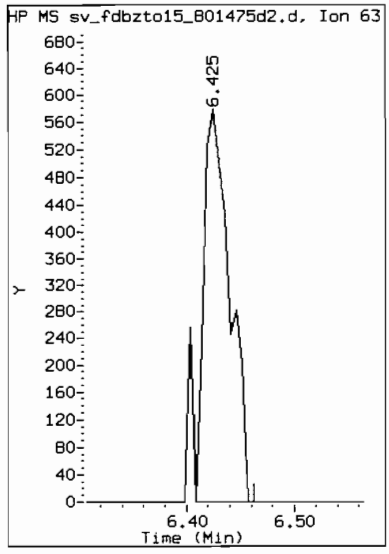

Original Integrations:

Area = 1143 Area = 3561 Area = 960

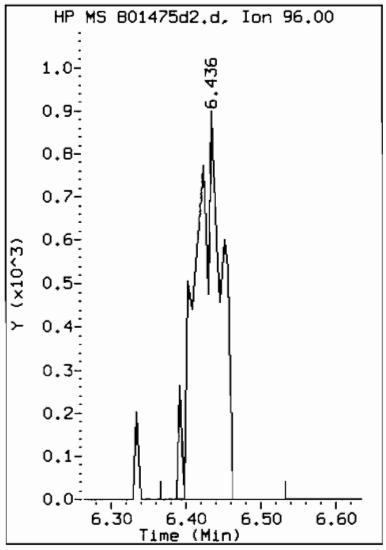

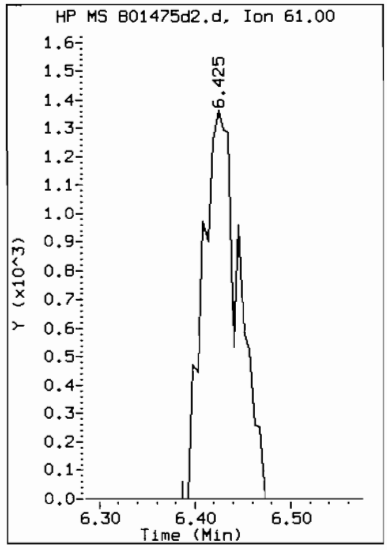

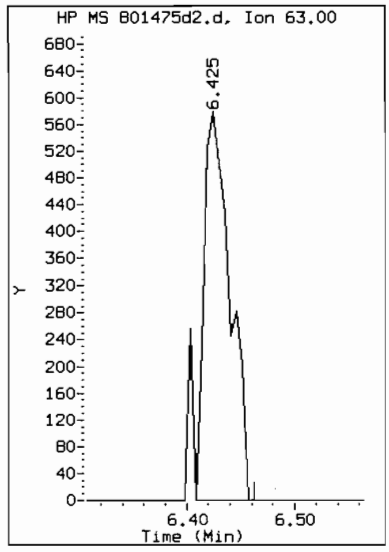

Final Integrations:

Area = 2169 Area = 3561 Area = 960

Manual Integration Reason: MI1 - Poor automated baseline

MANUAL INTEGRATION REPORT

Data File Name: 801475d2.d
Client Sample ID: RSG0899-02
Compound Name: 1,1,1-Trichloroethane

Inj. Date and Time: 04-AUG-2009 06:06
Instrument ID: F.i
CAS #: 71-55-6

Target Version: Target 3.50
Report Version: 1.1
Report Date: 08/04/2009 22:27

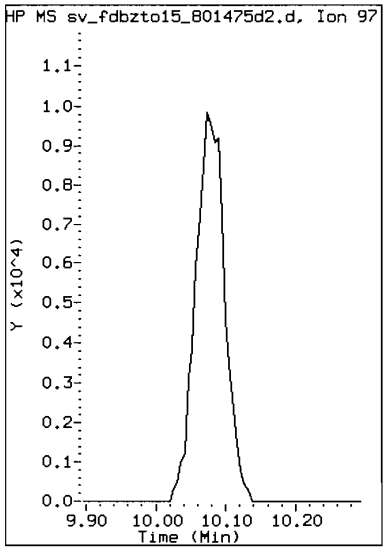

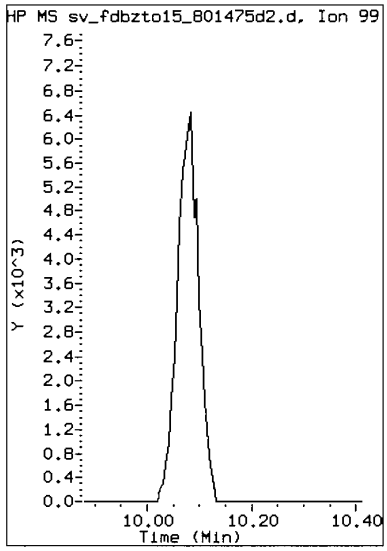

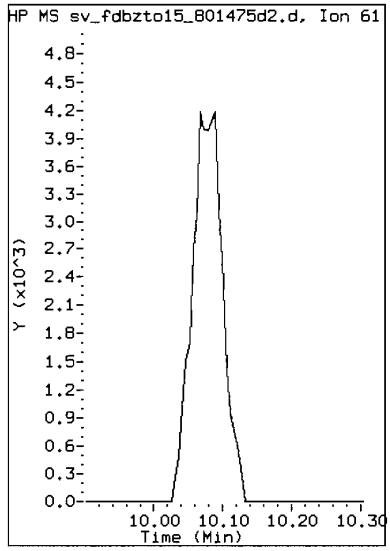

Original Integrations:

Area = 13362 Area = 6354 Area = 484835

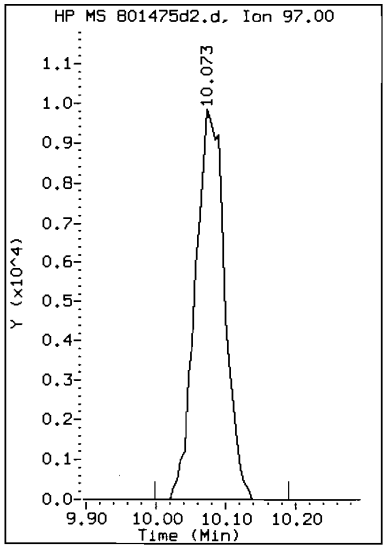

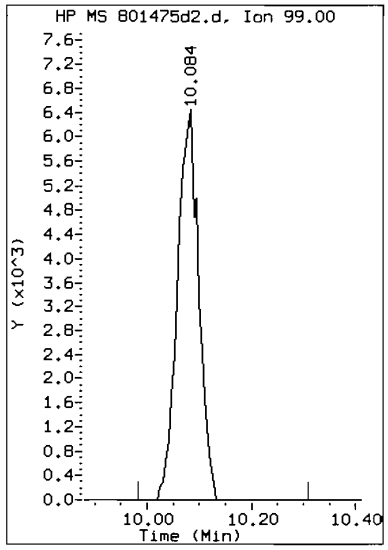

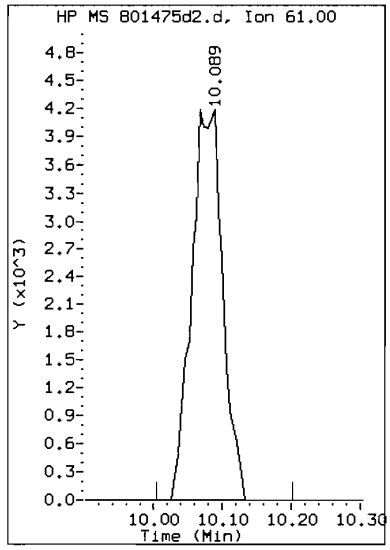

Final Integrations:

Area = 28852 Area = 18281 Area = 13145

Manual Integration Reason: MI2 - Peak missed

Standards – TO-14A Volatile

6A
VOLATILE ORGANICS INITIAL CALIBRATION DATA

Lab Name: TESTAMERICA BURLINGTON Contract: 29012

Lab Code: STLV Case No.: SCOTTAVI SAS No.: SDG No.: RSG0899

Instrument ID: F Calibration Date(s): 07/02/09 07/03/09

Heated Purge: (Y/N) N Calibration Time(s): 2316 0419

GC Column: RTX-624 ID: 0.32 (mm)

LAB FILE ID: RRF0.2=FDB002V RRF0.5=FDB005V
RRF2 = RRF5 =FDB05V RRF10 =FDB10V

COMPOUND	RRF0.2	RRF0.5	RRF2	RRF5	RRF10	$\overline{RRF}$	% RSD
Dichlorodifluoromethane		1.938		2.141	1.995		
1,2-Dichlorotetrafluoroethan	2.036	2.036		2.255	2.078		
Chloromethane		0.579		0.593	0.558		
Vinyl Chloride	0.719	0.688		0.770	0.759		
1,3-Butadiene		0.505		0.566	0.552		
Bromomethane	0.890	0.804		0.832	0.824		
Chloroethane		0.363		0.404	0.403		
Bromoethene	0.859	0.836		0.886	0.879		
Trichlorofluoromethane	2.369	2.312		2.515	2.357		
Freon TF	1.510	1.473		1.576	1.502		
1,1-Dichloroethene	0.779	0.686		0.713	0.697		
Carbon Disulfide		1.941		2.077	2.048		
3-Chloropropene		0.732		0.803	0.788		
Methylene Chloride		0.781		0.720	0.697		
trans-1,2-Dichloroethene	0.999	0.984		1.099	1.060		
n-Hexane		0.954		1.085	1.067		
1,1-Dichloroethane	* 1.230	1.190		1.335	1.306		*
cis-1,2-Dichloroethene	0.759	0.740		0.837	0.844		
Chloroform	1.515	1.533		1.716	1.660		
1,1,1-Trichloroethane	0.347	0.351		0.401	0.391		
Cyclohexane	0.195	0.192		0.217	0.224		
Carbon Tetrachloride	0.394	0.390		0.453	0.442		
2,2,4-Trimethylpentane	0.572	0.579		0.670	0.676		
Benzene	0.474	0.436		0.475	0.471		
1,2-Dichloroethane	0.218	0.215		0.245	0.242		
n-Heptane	0.241	0.220		0.244	0.248		
Trichloroethene	0.189	0.203		0.229	0.234		
1,2-Dichloropropane	0.138	0.139		0.157	0.158		
Bromodichloromethane	0.311	0.309		0.388	0.385		
cis-1,3-Dichloropropene	0.221	0.225		0.278	0.281		
Toluene	0.381	0.357		0.404	0.397		
trans-1,3-Dichloropropene	0.250	0.252		0.311	0.309		
1,1,2-Trichloroethane	0.154	0.158		0.182	0.178		
Tetrachloroethene	0.403	0.392		0.451	0.441		
Dibromochloromethane	0.357	0.354		0.474	0.468		
1,2-Dibromoethane	0.308	0.306		0.384	0.377		
Chlorobenzene	* 0.526	0.522		0.603	0.585		*

* Compounds with required minimum RRF and maximim %RSD values.
All other compounds must meet a minimim RRF of 0.010.

page 1 of 4

FORM VI VOA 3/90

6A
VOLATILE ORGANICS INITIAL CALIBRATION DATA

Lab Name: TESTAMERICA BURLINGTON Contract: 29012

Lab Code: STLV Case No.: SCOTTAVI SAS No.: SDG No.: RSG0899

Instrument ID: F Calibration Date(s): 07/02/09 07/03/09

Heated Purge: (Y/N) N Calibration Time(s): 2316 0419

GC Column: RTX-624 ID: 0.32 (mm)

LAB FILE ID: RRF0.2=FDB002V RRF0.5=FDB005V
RRF2 = RRF5 =FDB05V RRF10 =FDB10V

COMPOUND	RRF0.2	RRF0.5	RRF2	RRF5	RRF10	$\overline{RRF}$	% RSD
Ethylbenzene	0.768	0.783		0.930	0.889		
Xylene (m,p)	0.313	0.316		0.381	0.364		
Xylene (o)	0.309	0.303		0.366	0.351		
Styrene	0.428	0.432		0.572	0.556		
Bromoform	0.368	0.381		0.556	0.532		
1,1,2,2-Tetrachloroethane	0.407	0.404		0.486	0.454		
4-Ethyltoluene	0.926	0.956		1.142	1.084		
1,3,5-Trimethylbenzene	0.799	0.796		0.941	0.895		
2-Chlorotoluene	0.754	0.762		0.890	0.824		
1,2,4-Trimethylbenzene	0.764	0.798		0.936	0.900		
1,3-Dichlorobenzene	0.630	0.632		0.744	0.715		
1,4-Dichlorobenzene	0.649	0.650		0.746	0.721		
1,2-Dichlorobenzene	0.592	0.605		0.704	0.670		
1,2,4-Trichlorobenzene		0.428		0.542	0.556		
Hexachlorobutadiene	0.563	0.478		0.621	0.574		

* Compounds with required minimum RRF and maximim %RSD values.
All other compounds must meet a minimim RRF of 0.010.

6A
VOLATILE ORGANICS INITIAL CALIBRATION DATA

Lab Name: TESTAMERICA BURLINGTON Contract: 29012

Lab Code: STLV Case No.: SCOTTAVI SAS No.: SDG No.: RSG0899

Instrument ID: F Calibration Date(s): 07/02/09 07/03/09

Heated Purge: (Y/N) N Calibration Time(s): 2316 0419

GC Column: RTX-624 ID: 0.32 (mm)

LAB FILE ID: RRF15 =FDB15V RRF20 =FDB20V
RRF40 =FDB40V

COMPOUND	RRF15	RRF20	RRF40			$\overline{RRF}$	% RSD
Dichlorodifluoromethane		1.841	1.741			1.931	7.9
1,2-Dichlorotetrafluoroethan		1.948	1.826			2.030	7.0
Chloromethane		0.510	0.493			0.547	7.9
Vinyl Chloride		0.678	0.657			0.712	6.4
1,3-Butadiene		0.498	0.479			0.520	7.2
Bromomethane		0.781	0.764			0.816	5.4
Chloroethane		0.397	0.382			0.390	4.4
Bromoethene		0.864	0.842			0.861	2.3
Trichlorofluoromethane		2.215	2.099			2.311	6.2
Freon TF		1.496	1.456			1.502	2.8
1,1-Dichloroethene		0.728	0.708			0.718	4.6
Carbon Disulfide		2.114	2.105			2.057	3.4
3-Chloropropene		0.799	0.780			0.780	3.7
Methylene Chloride		0.697	0.682			0.715	5.5
trans-1,2-Dichloroethene		1.079	1.054			1.046	4.3
n-Hexane		1.071	1.043			1.044	5.0
1,1-Dichloroethane *		1.292	1.257			1.268	4.2*
cis-1,2-Dichloroethene		0.840	0.842			0.810	5.9
Chloroform		1.640	1.595			1.610	4.8
1,1,1-Trichloroethane		0.382	0.377			0.375	5.7
Cyclohexane		0.222	0.225			0.212	7.0
Carbon Tetrachloride		0.429	0.420			0.421	6.0
2,2,4-Trimethylpentane		0.690	0.697			0.647	8.7
Benzene		0.482	0.484			0.470	3.7
1,2-Dichloroethane		0.233	0.227			0.230	5.3
n-Heptane		0.250	0.249			0.242	4.7
Trichloroethene		0.236	0.234			0.221	9.0
1,2-Dichloropropane		0.163	0.162			0.153	7.6
Bromodichloromethane		0.383	0.378			0.359	10.6
cis-1,3-Dichloropropene		0.290	0.286			0.264	12.1
Toluene		0.406	0.404			0.392	5.0
trans-1,3-Dichloropropene		0.314	0.304			0.290	10.4
1,1,2-Trichloroethane		0.183	0.180			0.172	7.6
Tetrachloroethene		0.451	0.446			0.431	6.1
Dibromochloromethane		0.481	0.468			0.434	14.0
1,2-Dibromoethane		0.386	0.376			0.356	10.8
Chlorobenzene *		0.602	0.582			0.570	6.4*

* Compounds with required minimum RRF and maximim %RSD values.
All other compounds must meet a minimim RRF of 0.010.

6A
VOLATILE ORGANICS INITIAL CALIBRATION DATA

Lab Name: TESTAMERICA BURLINGTON Contract: 29012

Lab Code: STLV Case No.: SCOTTAVI SAS No.: SDG No.: RSG0899

Instrument ID: F Calibration Date(s): 07/02/09 07/03/09

Heated Purge: (Y/N) N Calibration Time(s): 2316 0419

GC Column: RTX-624 ID: 0.32 (mm)

LAB FILE ID: RRF15 =FDB15V RRF20 =FDB20V
RRF40 =FDB40V

COMPOUND	RRF15	RRF20	RRF40			$\overline{RRF}$	% RSD
Ethylbenzene		0.914	0.874			0.860	7.9
Xylene (m,p)		0.377	0.362			0.352	8.6
Xylene (o)		0.362	0.345			0.339	7.9
Styrene		0.581	0.558			0.521	13.7
Bromoform		0.550	0.520			0.484	17.8
1,1,2,2-Tetrachloroethane		0.463	0.443			0.443	7.3
4-Ethyltoluene		1.084	1.074			1.044	8.0
1,3,5-Trimethylbenzene		0.899	0.886			0.869	6.7
2-Chlorotoluene		0.831	0.788			0.808	6.3
1,2,4-Trimethylbenzene		0.884	0.880			0.860	7.6
1,3-Dichlorobenzene		0.700	0.692			0.686	6.7
1,4-Dichlorobenzene		0.703	0.697			0.694	5.5
1,2-Dichlorobenzene		0.649	0.649			0.645	6.4
1,2,4-Trichlorobenzene		0.511	0.496			0.507	9.8
Hexachlorobutadiene		0.533	0.518			0.548	9.0

* Compounds with required minimum RRF and maximim %RSD values.
All other compounds must meet a minimim RRF of 0.010.

Data File: /chem/F.i/Fsvr.p/fdbto15.b/fdb002v.d
Date : 02-JUL-2009 23:16
Client ID: ASTD0002
Sample Info:
Purge Volume: 200.0
Column phase: RTX-624

Page 4

Instrument: F.i
Operator: pad
Column diameter: 0.32

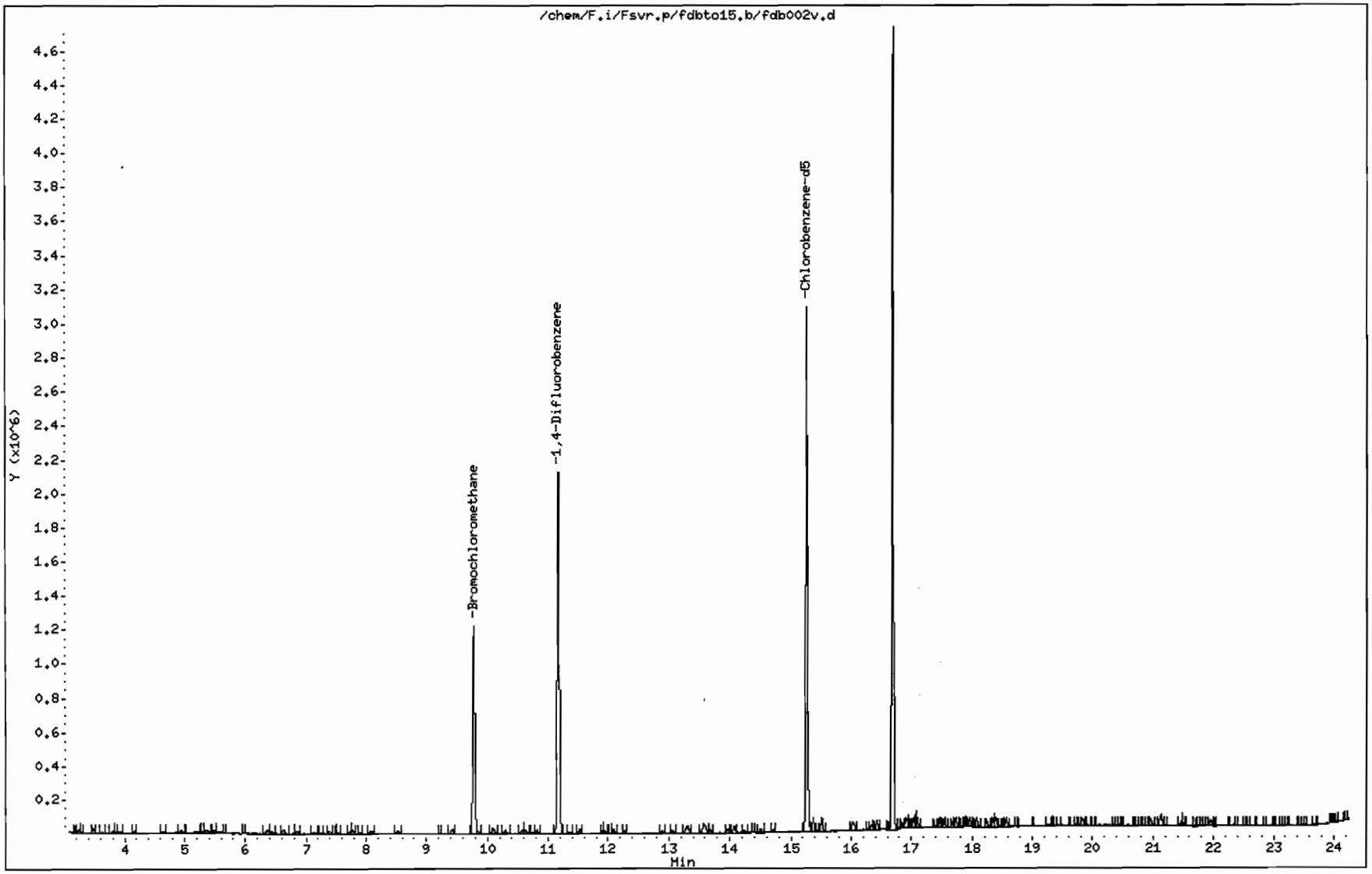

TestAmerica Burlington

AIR TOXICS QUANTITATION REPORT

Data file : /chem/F.i/Fsvr.p/fdbto15.b/fdb002v.d
Lab Smp Id: ASTD0002 Client Smp ID: ASTD0002
Inj Date : 02-JUL-2009 23:16
Operator : pad Inst ID: F.i
Smp Info :
Misc Info : ASTD0002;070209FA;1;200
Comment :
Method : /chem/F.i/Fsvr.p/fdbto15.b/sto15.m
Meth Date : 08-Jul-2009 21:11 sv Quant Type: ISTD
Cal Date : 02-JUL-2009 23:16 Cal File: fdb002v.d
Als bottle: 4 Calibration Sample, Level: 1
Dil Factor: 1.00000
Integrator: HP RTE Compound Sublist: all002.sub
Target Version: 3.50
Processing Host: chemsvr6

Concentration Formula: Amt * DF * Uf*(Vo/Vo) * CpndVariable

Name	Value	Description
DF	1.00000	Dilution Factor
Uf	1.00000	ng unit correction factor
Vo	200.00000	Sample Volume purged (mL)

Cpnd Variable Local Compound Variable

Compounds	QUANT SIG MASS	RT	EXP RT	REL RT	RESPONSE	AMOUNTS CAL-AMT (ppbv)	AMOUNTS ON-COL (ppbv)
3 1,2-Dichlorotetrafluoroethane	85	3.477	3.477	(0.356)	19811	0.20000	0.20
6 Vinyl Chloride	62	3.846	3.852	(0.394)	6997	0.20000	0.20
9 Bromomethane	94	4.638	4.644	(0.475)	8655	0.20000	0.22
11 Isopentane	43	4.943	4.948	(0.506)	9289	0.20000	0.23
12 Bromoethene	106	5.269	5.275	(0.539)	8354	0.20000	0.20
13 Trichlorofluoromethane	101	5.360	5.366	(0.548)	23045	0.20000	0.20(Q)
15 Ethyl Ether	59	5.976	5.965	(0.611)	4165	0.20000	0.18(a)
17 Freon TF	101	6.366	6.366	(0.651)	14691	0.20000	0.20
18 1,1-Dichloroethene	96	6.430	6.441	(0.658)	7579	0.20000	0.22(Q)
27 trans-1,2-Dichloroethene	61	7.779	7.778	(0.796)	9722	0.20000	0.19(a)
29 1,1-Dichloroethane	63	8.522	8.522	(0.872)	11968	0.20000	0.19(a)
31 cis-1,2-Dichloroethene	96	9.405	9.415	(0.962)	7388	0.20000	0.19(a)
* 32 Bromochloromethane	128	9.774	9.779	(1.000)	486425	10.0000	
34 Chloroform	83	9.844	9.849	(1.007)	14743	0.20000	0.19(aQ)
35 1,1,1-Trichloroethane	97	10.095	10.100	(0.904)	16719	0.20000	0.19(a)

	Compounds	QUANT SIG MASS	RT	EXP RT	REL RT	RESPONSE	AMOUNTS CAL-AMT (ppbv)	AMOUNTS ON-COL (ppbv)
	36 Cyclohexane	84	10.090	10.095	(0.903)	9392	0.20000	0.18(a)
	37 Carbon Tetrachloride	117	10.288	10.293	(0.921)	18965	0.20000	0.19(a)
	38 2,2,4-Trimethylpentane	57	10.566	10.571	(0.946)	27539	0.20000	0.18(a)
	39 Benzene	78	10.630	10.624	(0.952)	22834	0.20000	0.20
M	40 1,2-Dichloroethene (total)	61				17110	0.40000	0.38
	41 1,2-Dichloroethane	62	10.742	10.742	(0.962)	10501	0.20000	0.19(a)
	42 n-Heptane	43	10.806	10.817	(0.967)	11600	0.20000	0.20
*	43 1,4-Difluorobenzene	114	11.170	11.170	(1.000)	2406662	10.0000	
	45 Trichloroethene	95	11.523	11.523	(1.032)	9081	0.20000	0.17(a)
	47 1,2-Dichloropropane	63	11.914	11.914	(1.067)	6637	0.20000	0.18(a)
	49 Dibromomethane	174	12.096	12.096	(1.083)	12145	0.20000	0.19(a)
	50 Bromodichloromethane	83	12.267	12.267	(1.098)	14972	0.20000	0.17(a)
	51 cis-1,3-Dichloropropene	75	12.887	12.893	(1.154)	10634	0.20000	0.17(a)
	53 n-Octane	43	13.283	13.283	(1.189)	14667	0.20000	0.18(a)
	54 Toluene	92	13.310	13.315	(0.872)	17186	0.20000	0.19(a)
	55 trans-1,3-Dichloropropene	75	13.690	13.690	(1.226)	12052	0.20000	0.17(a)
	56 1,1,2-Trichloroethane	83	13.957	13.963	(0.914)	6930	0.20000	0.18(a)
	57 Tetrachloroethene	166	14.075	14.075	(0.922)	18197	0.20000	0.19(aQ)
	59 Dibromochloromethane	129	14.503	14.508	(0.950)	16112	0.20000	0.16(a)
	60 1,2-Dibromoethane	107	14.712	14.712	(0.964)	13893	0.20000	0.17(a)
*	61 Chlorobenzene-d5	117	15.263	15.263	(1.000)	2257107	10.0000	
	84 Nonane	57	15.375	15.375	(1.007)	13775	0.20000	0.18(a)
	62 Chlorobenzene	112	15.300	15.300	(1.002)	23735	0.20000	0.18(a)
	63 Ethylbenzene	91	15.364	15.364	(1.007)	34673	0.20000	0.18(a)
	64 Xylene (m,p)	106	15.509	15.514	(1.016)	28237	0.40000	0.36(a)
	65 Xylene (o)	106	16.022	16.022	(1.050)	13939	0.20000	0.18(a)
	66 Styrene	104	16.049	16.049	(1.052)	19347	0.20000	0.16(a)
	67 Bromoform	173	16.338	16.338	(1.070)	16606	0.20000	0.15(a)
	68 Cumene	105	16.429	16.429	(1.076)	40542	0.20000	0.18(a)
	69 1,1,2,2-Tetrachloroethane	83	16.846	16.846	(1.104)	18363	0.20000	0.18(a)
	72 n-Propylbenzene	91	16.905	16.905	(1.108)	47388	0.20000	0.18(a)
	74 4-Ethyltoluene	105	17.028	17.033	(1.116)	41808	0.20000	0.18(a)
M	70 Xylene (total)	106				42176	0.20000	0.55
	75 1,3,5-Trimethylbenzene	105	17.092	17.098	(1.120)	36072	0.20000	0.18(a)
	76 2-Chlorotoluene	91	17.076	17.071	(1.119)	34017	0.20000	0.19(a)
	77 a-Methylstyrene	118	17.371	17.370	(1.138)	14228	0.20000	0.15(a)
	78 Tert-Butylbenzene	119	17.478	17.477	(1.145)	34858	0.20000	0.18(a)
	79 1,2,4-Trimethylbenzene	105	17.547	17.547	(1.150)	34505	0.20000	0.18(a)
	80 Sec-Butylbenzene	105	17.734	17.734	(1.162)	49471	0.20000	0.18(a)
	81 4-Isopropyltoluene	119	17.889	17.889	(1.172)	44380	0.20000	0.17(a)
	82 1,3-Dichlorobenzene	146	17.964	17.964	(1.177)	28455	0.20000	0.18(a)
	83 1,4-Dichlorobenzene	146	18.071	18.077	(1.184)	29308	0.20000	0.19(a)
	86 Benzyl Chloride	91	18.237	18.237	(1.195)	37016	0.20000	0.21
	87 n-Butylbenzene	91	18.398	18.398	(1.205)	36195	0.20000	0.18(a)
	88 1,2-Dichlorobenzene	146	18.569	18.569	(1.217)	26705	0.20000	0.18(a)
	90 1,2,4-Trichlorobenzene	180	20.966	20.965	(1.374)	23320	0.20000	0.20(a)
	91 Hexachlorobutadiene	225	21.137	21.131	(1.385)	25405	0.20000	0.21

Compounds	QUANT SIG MASS	RT	EXP RT	REL RT	RESPONSE	AMOUNTS CAL-AMT (ppbv)	AMOUNTS ON-COL (ppbv)
93 1,2,3-Trichlorobenzene	180	21.950	21.950	(1.438)	20628	0.20000	0.21

QC Flag Legend

a - Target compound detected but, quantitated amount
Below Limit Of Quantitation(BLOQ).
Q - Qualifier signal failed the ratio test.

Data File: /chem/F.i/Fsvr.p/fdbto15.b/fdb005v.d
Date : 03-JUL-2009 00:06
Client ID: ASTD0005
Sample Info:
Purge Volume: 200.0
Column phase: RTX-624

Page 4

Instrument: F.i
Operator: pad
Column diameter: 0.32

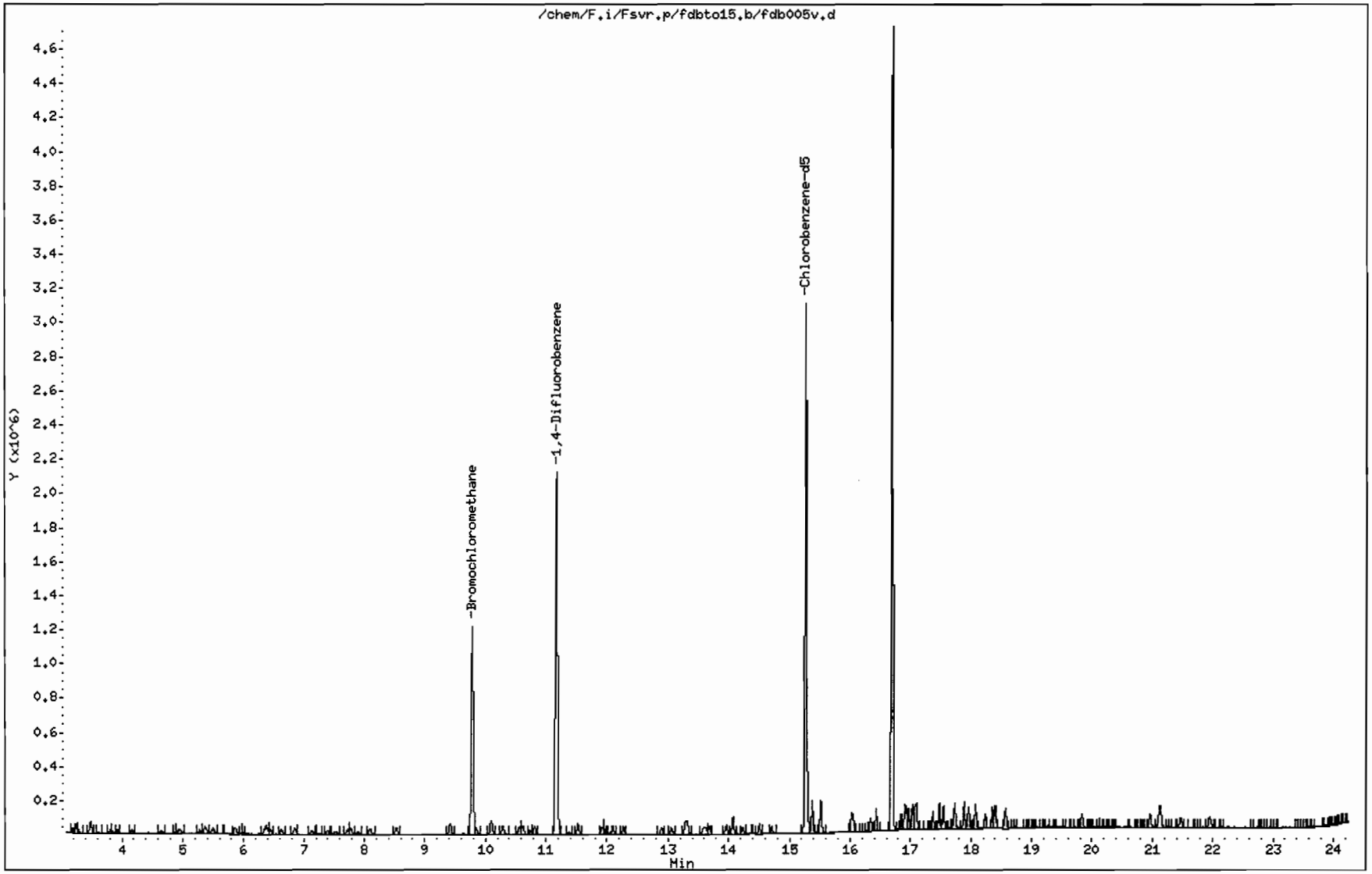

TestAmerica Burlington

AIR TOXICS QUANTITATION REPORT

Data file : /chem/F.i/Fsvr.p/fdbto15.b/fdb005v.d
Lab Smp Id: ASTD0005 Client Smp ID: ASTD0005
Inj Date : 03-JUL-2009 00:06
Operator : pad Inst ID: F.i
Smp Info :
Misc Info : ASTD0005;070209FA;1;200
Comment :
Method : /chem/F.i/Fsvr.p/fdbto15.b/sto15.m
Meth Date : 08-Jul-2009 21:11 sv Quant Type: ISTD
Cal Date : 03-JUL-2009 00:06 Cal File: fdb005v.d
Als bottle: 5 Calibration Sample, Level: 2
Dil Factor: 1.00000
Integrator: HP RTE Compound Sublist: all005.sub
Target Version: 3.50
Processing Host: chemsvr6

Concentration Formula: Amt * DF * Uf*(Vo/Vo) * CpndVariable

Name	Value	Description
DF	1.00000	Dilution Factor
Uf	1.00000	ng unit correction factor
Vo	200.00000	Sample Volume purged (mL)

Cpnd Variable Local Compound Variable

Compounds	QUANT SIG MASS	RT	EXP RT	REL RT	RESPONSE	AMOUNTS CAL-AMT (ppbv)	AMOUNTS ON-COL (ppbv)
1 Dichlorodifluoromethane	85	3.247	3.242	(0.332)	46200	0.50000	0.50
2 Freon-22	51	3.285	3.285	(0.336)	25756	0.50000	0.53
3 1,2-Dichlorotetrafluoroethane	85	3.482	3.477	(0.356)	48520	0.50000	0.50
4 Chloromethane	50	3.627	3.616	(0.371)	13802	0.50000	0.53
5 n-Butane	43	3.814	3.809	(0.390)	25990	0.50000	0.54
6 Vinyl Chloride	62	3.857	3.852	(0.394)	16388	0.50000	0.48
7 1,3-Butadiene	54	3.932	3.927	(0.402)	12028	0.50000	0.49(a)
9 Bromomethane	94	4.649	4.644	(0.475)	19170	0.50000	0.49
10 Chloroethane	64	4.884	4.879	(0.499)	8657	0.50000	0.47(a)
11 Isopentane	43	4.943	4.948	(0.505)	19368	0.50000	0.50
12 Bromoethene	106	5.280	5.275	(0.540)	19938	0.50000	0.49
13 Trichlorofluoromethane	101	5.371	5.366	(0.549)	55106	0.50000	0.50
14 Pentane	43	5.499	5.494	(0.562)	28542	0.50000	0.50
15 Ethyl Ether	59	5.975	5.965	(0.611)	10120	0.50000	0.45
17 Freon TF	101	6.366	6.366	(0.651)	35105	0.50000	0.49

	Compounds	QUANT SIG MASS	RT	EXP RT	REL RT	RESPONSE	AMOUNTS CAL-AMT (ppbv)	AMOUNTS ON-COL (ppbv)
	18 1,1-Dichloroethene	96	6.441	6.441	(0.659)	16341	0.50000	0.48
	21 Carbon Disulfide	76	6.853	6.853	(0.701)	46267	0.50000	0.47(a)
	22 3-Chloropropene	41	7.131	7.136	(0.729)	17437	0.50000	0.47(a)
	24 Methylene Chloride	49	7.393	7.393	(0.756)	18611	0.50000	0.55(Q)
	26 Methyl tert-Butyl Ether	73	7.730	7.725	(0.790)	45404	0.50000	0.45(a)
	27 trans-1,2-Dichloroethene	61	7.778	7.778	(0.795)	23462	0.50000	0.47
	28 n-Hexane	57	8.094	8.089	(0.828)	22733	0.50000	0.46(a)
	29 1,1-Dichloroethane	63	8.517	8.522	(0.871)	28370	0.50000	0.47
	30 Methyl Ethyl Ketone	72	9.421	9.421	(0.963)	8371	0.50000	0.50(Q)
	31 cis-1,2-Dichloroethene	96	9.410	9.415	(0.962)	17631	0.50000	0.46
*	32 Bromochloromethane	128	9.779	9.779	(1.000)	476649	10.0000	
	34 Chloroform	83	9.849	9.849	(1.007)	36536	0.50000	0.48
	35 1,1,1-Trichloroethane	97	10.100	10.100	(0.904)	41472	0.50000	0.47
	36 Cyclohexane	84	10.095	10.095	(0.904)	22740	0.50000	0.45
	37 Carbon Tetrachloride	117	10.287	10.293	(0.921)	46129	0.50000	0.46
	38 2,2,4-Trimethylpentane	57	10.571	10.571	(0.946)	68474	0.50000	0.45
	39 Benzene	78	10.624	10.624	(0.951)	51577	0.50000	0.46
M	40 1,2-Dichloroethene (total)	61				41093	1.00000	0.93
	41 1,2-Dichloroethane	62	10.742	10.742	(0.962)	25418	0.50000	0.47
	42 n-Heptane	43	10.817	10.817	(0.968)	25987	0.50000	0.45
*	43 1,4-Difluorobenzene	114	11.170	11.170	(1.000)	2363380	10.0000	
	45 Trichloroethene	95	11.523	11.523	(1.032)	24028	0.50000	0.46
	46 Methyl Methacrylate	69	11.951	11.946	(1.070)	13619	0.50000	0.37(aQ)
	47 1,2-Dichloropropane	63	11.914	11.914	(1.067)	16383	0.50000	0.45
	49 Dibromomethane	174	12.096	12.096	(1.083)	27809	0.50000	0.43
	50 Bromodichloromethane	83	12.272	12.267	(1.099)	36495	0.50000	0.43
	51 cis-1,3-Dichloropropene	75	12.893	12.893	(1.154)	26568	0.50000	0.43
	52 Methyl Isobutyl Ketone	43	13.064	13.053	(1.170)	30019	0.50000	0.42(a)
	53 n-Octane	43	13.283	13.283	(1.189)	34662	0.50000	0.44
	54 Toluene	92	13.315	13.315	(0.872)	39618	0.50000	0.46
	55 trans-1,3-Dichloropropene	75	13.684	13.690	(1.225)	29842	0.50000	0.44
	56 1,1,2-Trichloroethane	83	13.963	13.963	(0.915)	17585	0.50000	0.46
	57 Tetrachloroethene	166	14.070	14.075	(0.922)	43506	0.50000	0.45
	58 Methyl Butyl Ketone	43	14.230	14.225	(0.932)	28488	0.50000	0.42(a)
	59 Dibromochloromethane	129	14.508	14.508	(0.951)	39352	0.50000	0.41
	60 1,2-Dibromoethane	107	14.712	14.712	(0.964)	34014	0.50000	0.43
*	61 Chlorobenzene-d5	117	15.263	15.263	(1.000)	2221213	10.0000	
	84 Nonane	57	15.380	15.375	(1.008)	32940	0.50000	0.44
	62 Chlorobenzene	112	15.300	15.300	(1.002)	58038	0.50000	0.46
	63 Ethylbenzene	91	15.370	15.364	(1.007)	86926	0.50000	0.46
	64 Xylene (m,p)	106	15.514	15.514	(1.016)	70158	1.00000	0.90
	65 Xylene (o)	106	16.022	16.022	(1.050)	33649	0.50000	0.45
	66 Styrene	104	16.049	16.049	(1.052)	47924	0.50000	0.41
	67 Bromoform	173	16.343	16.338	(1.071)	42354	0.50000	0.39
	68 Cumene	105	16.434	16.429	(1.077)	103812	0.50000	0.46
	69 1,1,2,2-Tetrachloroethane	83	16.846	16.846	(1.104)	44835	0.50000	0.46
	71 n-Decane	57	16.964	16.964	(1.111)	42227	0.50000	0.44(a)

	Compounds	QUANT SIG MASS	RT	EXP RT	REL RT	RESPONSE	AMOUNTS CAL-AMT (ppbv)	AMOUNTS ON-COL (ppbv)
	72 n-Propylbenzene	91	16.910	16.905	(1.108)	118607	0.50000	0.46
	73 1,2,3-Trichloropropane	75	16.932	16.932	(1.109)	38838	0.50000	0.48 (a)
	74 4-Ethyltoluene	105	17.033	17.033	(1.116)	106205	0.50000	0.46
M	70 Xylene (total)	106				103807	0.50000	1.4
	75 1,3,5-Trimethylbenzene	105	17.103	17.098	(1.121)	88458	0.50000	0.46
	76 2-Chlorotoluene	91	17.076	17.071	(1.119)	84597	0.50000	0.47 (M)
	77 a-Methylstyrene	118	17.370	17.370	(1.138)	39201	0.50000	0.41
	78 Tert-Butylbenzene	119	17.477	17.477	(1.145)	91177	0.50000	0.47
	79 1,2,4-Trimethylbenzene	105	17.547	17.547	(1.150)	88585	0.50000	0.46
	80 Sec-Butylbenzene	105	17.734	17.734	(1.162)	127041	0.50000	0.46
	81 4-Isopropyltoluene	119	17.889	17.889	(1.172)	114833	0.50000	0.46
	82 1,3-Dichlorobenzene	146	17.964	17.964	(1.177)	70145	0.50000	0.46
	83 1,4-Dichlorobenzene	146	18.076	18.077	(1.184)	72194	0.50000	0.47
	86 Benzyl Chloride	91	18.237	18.237	(1.195)	73579	0.50000	0.42
	87 n-Butylbenzene	91	18.397	18.398	(1.205)	91468	0.50000	0.46
	88 1,2-Dichlorobenzene	146	18.569	18.569	(1.217)	67220	0.50000	0.47
	90 1,2,4-Trichlorobenzene	180	20.965	20.965	(1.374)	47576	0.50000	0.42 (a)
	91 Hexachlorobutadiene	225	21.131	21.131	(1.385)	53078	0.50000	0.44
	92 Naphthalene	128	21.468	21.468	(1.407)	80311	0.50000	0.40 (a)
	93 1,2,3-Trichlorobenzene	180	21.955	21.950	(1.438)	40978	0.50000	0.42

QC Flag Legend

a - Target compound detected but, quantitated amount
Below Limit Of Quantitation(BLOQ).
Q - Qualifier signal failed the ratio test.
M - Compound response manually integrated.

MANUAL INTEGRATION REPORT

Data File Name: fdb005v.d
Client Sample ID: ASTD0005
Compound Name: 2-Chlorotoluene

Inj. Date and Time: 03-JUL-2009 00:06
Instrument ID: F.i
CAS #: 95-49-8

Target Version: Target 3.50
Report Version: 1.1
Report Date: 07/08/2009 21:11

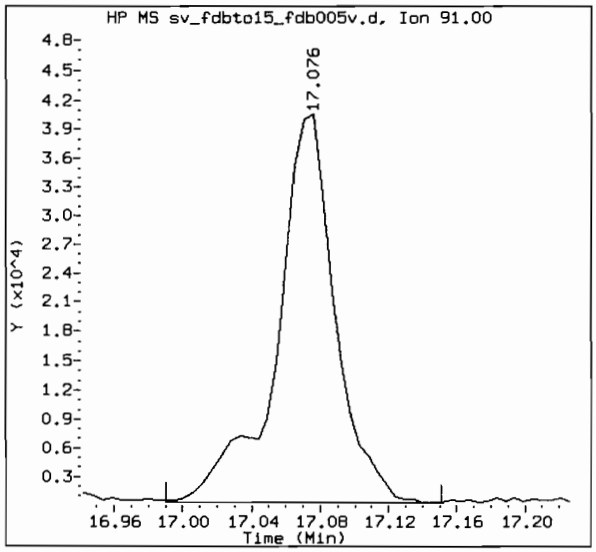

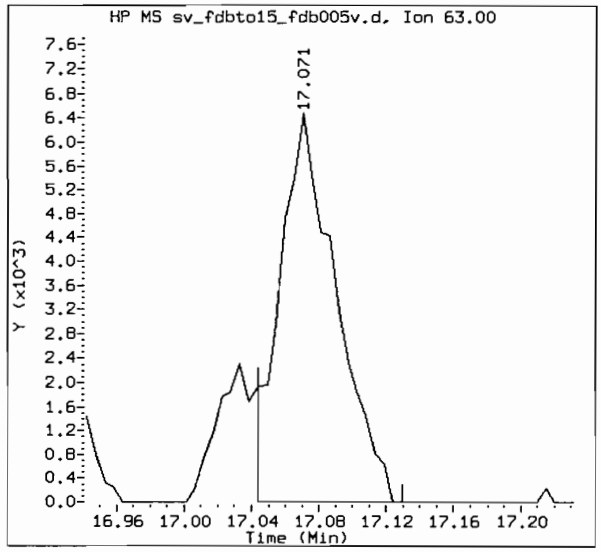

Original Integrations:

Area = 95083

Area = 15451

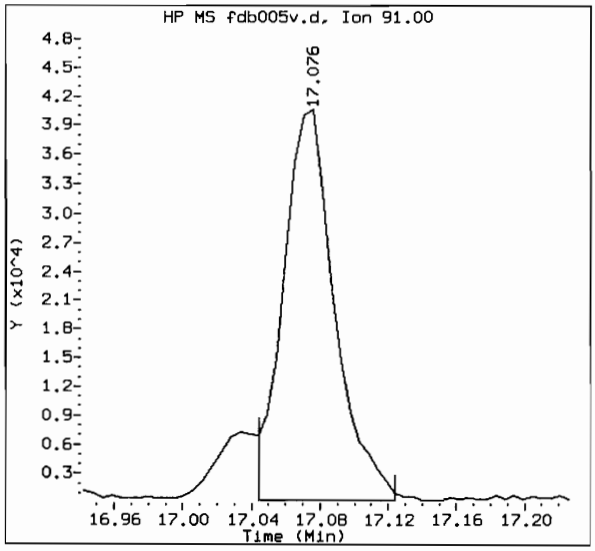

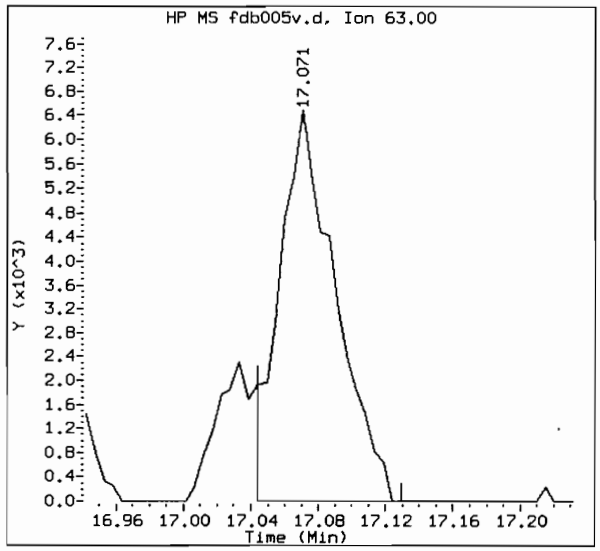

Final Integrations:

Area = 84597

Area = 15451

Manual Integration Reason: MI1 - Poor automated baseline

Data File: /chem/F.i/Fsvr.p/fdbto15.b/fdb05v.d
Date : 03-JUL-2009 00:56
Client ID: ASTD005
Sample Info:
Purge Volume: 200.0
Column phase: RTX-624

Instrument: F.i
Operator: pad
Column diameter: 0.32

Page 4

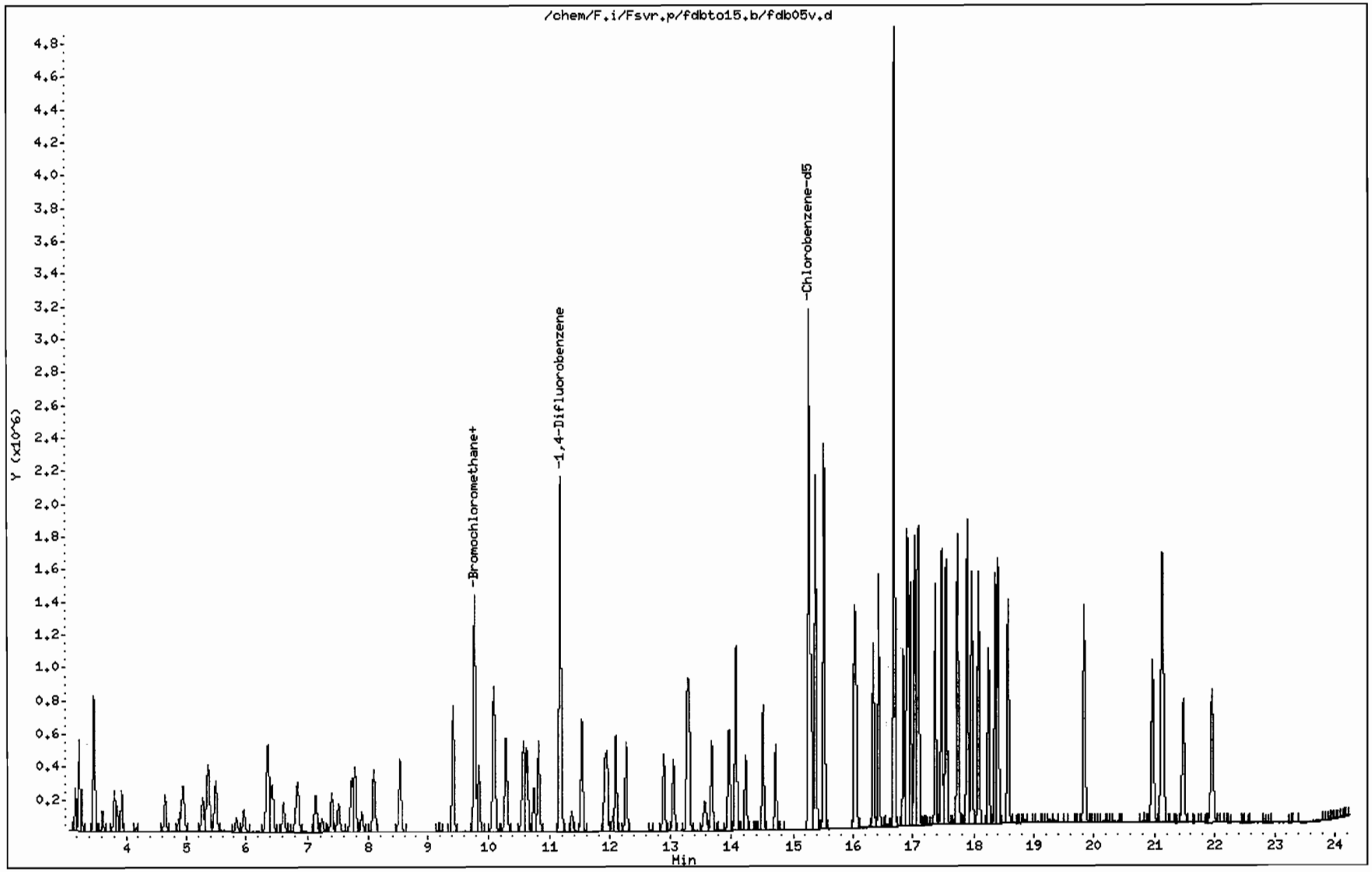

TestAmerica Burlington

AIR TOXICS QUANTITATION REPORT

Data file : /chem/F.i/Fsvr.p/fdbto15.b/fdb05v.d
Lab Smp Id: ASTD005 Client Smp ID: ASTD005
Inj Date : 03-JUL-2009 00:56
Operator : pad Inst ID: F.i
Smp Info :
Misc Info : ASTD005;070209FA;1;200
Comment :
Method : /chem/F.i/Fsvr.p/fdbto15.b/sto15.m
Meth Date : 08-Jul-2009 21:11 sv Quant Type: ISTD
Cal Date : 03-JUL-2009 00:56 Cal File: fdb05v.d
Als bottle: 6 Calibration Sample, Level: 4
Dil Factor: 1.00000
Integrator: HP RTE Compound Sublist: all.sub
Target Version: 3.50
Processing Host: chemsvr6

Concentration Formula: Amt * DF * Uf*(Vo/Vo) * CpndVariable

Name	Value	Description
DF	1.00000	Dilution Factor
Uf	1.00000	ng unit correction factor
Vo	200.00000	Sample Volume purged (mL)

Cpnd Variable Local Compound Variable

Compounds	QUANT SIG MASS	RT	EXP RT	REL RT	RESPONSE	AMOUNTS CAL-AMT (ppbv)	AMOUNTS ON-COL (ppbv)
1 Dichlorodifluoromethane	85	3.242	3.242	(0.332)	518632	5.00000	5.5
2 Freon-22	51	3.285	3.285	(0.336)	272785	5.00000	5.5
3 1,2-Dichlorotetrafluoroethane	85	3.477	3.477	(0.356)	546230	5.00000	5.6
4 Chloromethane	50	3.616	3.616	(0.370)	143616	5.00000	5.4
5 n-Butane	43	3.804	3.809	(0.389)	265203	5.00000	5.4
8 Methanol	31	Compound Not Detected.					
6 Vinyl Chloride	62	3.852	3.852	(0.394)	186384	5.00000	5.4
7 1,3-Butadiene	54	3.921	3.927	(0.401)	136985	5.00000	5.4
9 Bromomethane	94	4.643	4.644	(0.475)	201427	5.00000	5.1
10 Chloroethane	64	4.874	4.879	(0.498)	97841	5.00000	5.2
11 Isopentane	43	4.948	4.948	(0.506)	199459	5.00000	5.0
12 Bromoethene	106	5.275	5.275	(0.539)	214625	5.00000	5.1
13 Trichlorofluoromethane	101	5.366	5.366	(0.549)	609249	5.00000	5.4
14 Pentane	43	5.494	5.494	(0.562)	305257	5.00000	5.3
15 Ethyl Ether	59	5.970	5.965	(0.610)	118988	5.00000	5.2

	Compounds	QUANT SIG MASS	RT	EXP RT	REL RT	RESPONSE	AMOUNTS CAL-AMT (ppbv)	AMOUNTS ON-COL (ppbv)
	16 Acrolein	56	6.350	6.350	(0.649)	58936	5.00000	5.0
	17 Freon TF	101	6.371	6.366	(0.652)	381787	5.00000	5.2
	18 1,1-Dichloroethene	96	6.436	6.441	(0.658)	172639	5.00000	5.0
	19 Acetone	43	6.623	6.623	(0.677)	307653	5.00000	6.0
	20 Isopropyl Alcohol	45	6.821	6.821	(0.697)	187604	5.00000	5.4
	21 Carbon Disulfide	76	6.848	6.853	(0.700)	503073	5.00000	5.0
	22 3-Chloropropene	41	7.136	7.136	(0.730)	194573	5.00000	5.1
	23 Acetonitrile	41	7.238	7.238	(0.740)	99394	5.00000	5.1
	24 Methylene Chloride	49	7.393	7.393	(0.756)	174527	5.00000	5.0
	25 tert-Butyl Alcohol	59	7.506	7.500	(0.768)	300683	5.00000	5.2
	26 Methyl tert-Butyl Ether	73	7.725	7.725	(0.790)	547633	5.00000	5.3
	27 trans-1,2-Dichloroethene	61	7.778	7.778	(0.795)	266288	5.00000	5.3
	28 n-Hexane	57	8.089	8.089	(0.827)	262787	5.00000	5.2
	29 1,1-Dichloroethane	63	8.522	8.522	(0.871)	323442	5.00000	5.3
	30 Methyl Ethyl Ketone	72	9.421	9.421	(0.963)	84906	5.00000	5.0(Q)
	31 cis-1,2-Dichloroethene	96	9.410	9.415	(0.962)	202696	5.00000	5.2
*	32 Bromochloromethane	128	9.779	9.779	(1.000)	484418	10.0000	
	33 Tetrahydrofuran	42	9.785	9.785	(0.876)	169650	5.00000	5.0
	34 Chloroform	83	9.849	9.849	(1.007)	415773	5.00000	5.3
	35 1,1,1-Trichloroethane	97	10.100	10.100	(0.904)	477819	5.00000	5.4
	36 Cyclohexane	84	10.089	10.095	(0.903)	258180	5.00000	5.1
	37 Carbon Tetrachloride	117	10.287	10.293	(0.921)	539878	5.00000	5.4
	38 2,2,4-Trimethylpentane	57	10.566	10.571	(0.946)	798702	5.00000	5.2
	39 Benzene	78	10.624	10.624	(0.951)	565809	5.00000	5.0
M	40 1,2-Dichloroethene (total)	61				468984	10.0000	10
	41 1,2-Dichloroethane	62	10.737	10.742	(0.961)	292182	5.00000	5.3
	42 n-Heptane	43	10.817	10.817	(0.968)	290496	5.00000	5.0
*	43 1,4-Difluorobenzene	114	11.170	11.170	(1.000)	2382961	10.0000	
	44 1-Butanol	56	11.363	11.357	(1.017)	79397	5.00000	4.8(a)
	45 Trichloroethene	95	11.523	11.523	(1.032)	272864	5.00000	5.2
	46 Methyl Methacrylate	69	11.946	11.946	(1.069)	193311	5.00000	5.2
	47 1,2-Dichloropropane	63	11.908	11.914	(1.066)	187341	5.00000	5.1
	48 1,4-Dioxane	88	12.037	12.037	(1.078)	86311	5.00000	5.1
	49 Dibromomethane	174	12.096	12.096	(1.083)	333452	5.00000	5.2
	50 Bromodichloromethane	83	12.267	12.267	(1.098)	462228	5.00000	5.4
	51 cis-1,3-Dichloropropene	75	12.893	12.893	(1.154)	331586	5.00000	5.3
	52 Methyl Isobutyl Ketone	43	13.053	13.053	(1.169)	377177	5.00000	5.2
	53 n-Octane	43	13.283	13.283	(1.189)	421628	5.00000	5.3
	54 Toluene	92	13.315	13.315	(0.872)	458393	5.00000	5.2
	55 trans-1,3-Dichloropropene	75	13.690	13.690	(1.226)	371021	5.00000	5.4
	56 1,1,2-Trichloroethane	83	13.963	13.963	(0.915)	206744	5.00000	5.3
	57 Tetrachloroethene	166	14.075	14.075	(0.922)	511801	5.00000	5.2
	58 Methyl Butyl Ketone	43	14.230	14.225	(0.932)	371725	5.00000	5.3
	59 Dibromochloromethane	129	14.508	14.508	(0.951)	538229	5.00000	5.5
	60 1,2-Dibromoethane	107	14.712	14.712	(0.964)	435599	5.00000	5.4
*	61 Chlorobenzene-d5	117	15.263	15.263	(1.000)	2269086	10.0000	
	84 Nonane	57	15.375	15.375	(1.007)	407433	5.00000	5.4

Compounds	QUANT SIG MASS	RT	EXP RT	REL RT	RESPONSE	AMOUNTS CAL-AMT (ppbv)	AMOUNTS ON-COL (ppbv)
62 Chlorobenzene	112	15.300	15.300	(1.002)	684635	5.00000	5.3
63 Ethylbenzene	91	15.364	15.364	(1.007)	1055646	5.00000	5.4
64 Xylene (m,p)	106	15.514	15.514	(1.016)	864149	10.0000	11
65 Xylene (o)	106	16.022	16.022	(1.050)	414857	5.00000	5.4
66 Styrene	104	16.049	16.049	(1.052)	649499	5.00000	5.5
67 Bromoform	173	16.338	16.338	(1.070)	631207	5.00000	5.7
68 Cumene	105	16.434	16.429	(1.077)	1262408	5.00000	5.5
69 1,1,2,2-Tetrachloroethane	83	16.846	16.846	(1.104)	551849	5.00000	5.5
71 n-Decane	57	16.964	16.964	(1.111)	525111	5.00000	5.3
72 n-Propylbenzene	91	16.905	16.905	(1.108)	1428997	5.00000	5.5
73 1,2,3-Trichloropropane	75	16.932	16.932	(1.109)	448908	5.00000	5.4
74 4-Ethyltoluene	105	17.033	17.033	(1.116)	1295488	5.00000	5.5
M 70 Xylene (total)	106				1279006	5.00000	17
75 1,3,5-Trimethylbenzene	105	17.098	17.098	(1.120)	1067364	5.00000	5.4
76 2-Chlorotoluene	91	17.071	17.071	(1.118)	1009276	5.00000	5.5
77 a-Methylstyrene	118	17.370	17.370	(1.138)	542292	5.00000	5.6
78 Tert-Butylbenzene	119	17.477	17.477	(1.145)	1093778	5.00000	5.5
79 1,2,4-Trimethylbenzene	105	17.547	17.547	(1.150)	1062043	5.00000	5.4
80 Sec-Butylbenzene	105	17.734	17.734	(1.162)	1530740	5.00000	5.5
81 4-Isopropyltoluene	119	17.889	17.889	(1.172)	1415066	5.00000	5.5
82 1,3-Dichlorobenzene	146	17.964	17.964	(1.177)	843923	5.00000	5.4
83 1,4-Dichlorobenzene	146	18.077	18.077	(1.184)	846019	5.00000	5.4
86 Benzyl Chloride	91	18.237	18.237	(1.195)	953288	5.00000	5.4
85 n-Undecane	57	18.355	18.355	(1.203)	619272	5.00000	5.5
87 n-Butylbenzene	91	18.398	18.398	(1.205)	1121461	5.00000	5.5
88 1,2-Dichlorobenzene	146	18.569	18.569	(1.217)	798736	5.00000	5.5
89 n-Dodecane	57	19.837	19.837	(1.300)	630765	5.00000	6.4
90 1,2,4-Trichlorobenzene	180	20.965	20.965	(1.374)	615061	5.00000	5.3
91 Hexachlorobutadiene	225	21.131	21.131	(1.385)	704625	5.00000	5.7
92 Naphthalene	128	21.468	21.468	(1.407)	1100689	5.00000	5.4
93 1,2,3-Trichlorobenzene	180	21.950	21.950	(1.438)	546468	5.00000	5.5

QC Flag Legend

a - Target compound detected but, quantitated amount
Below Limit Of Quantitation(BLOQ).
Q - Qualifier signal failed the ratio test.

Data File: /chem/F.i/Fsvr.p/fdbto15.b/fdb10v.d
Date : 03-JUL-2009 01:47
Client ID: ASTD010
Sample Info:
Purge Volume: 200.0
Column phase: RTX-624

Page 4

Instrument: F.i
Operator: pad
Column diameter: 0.32

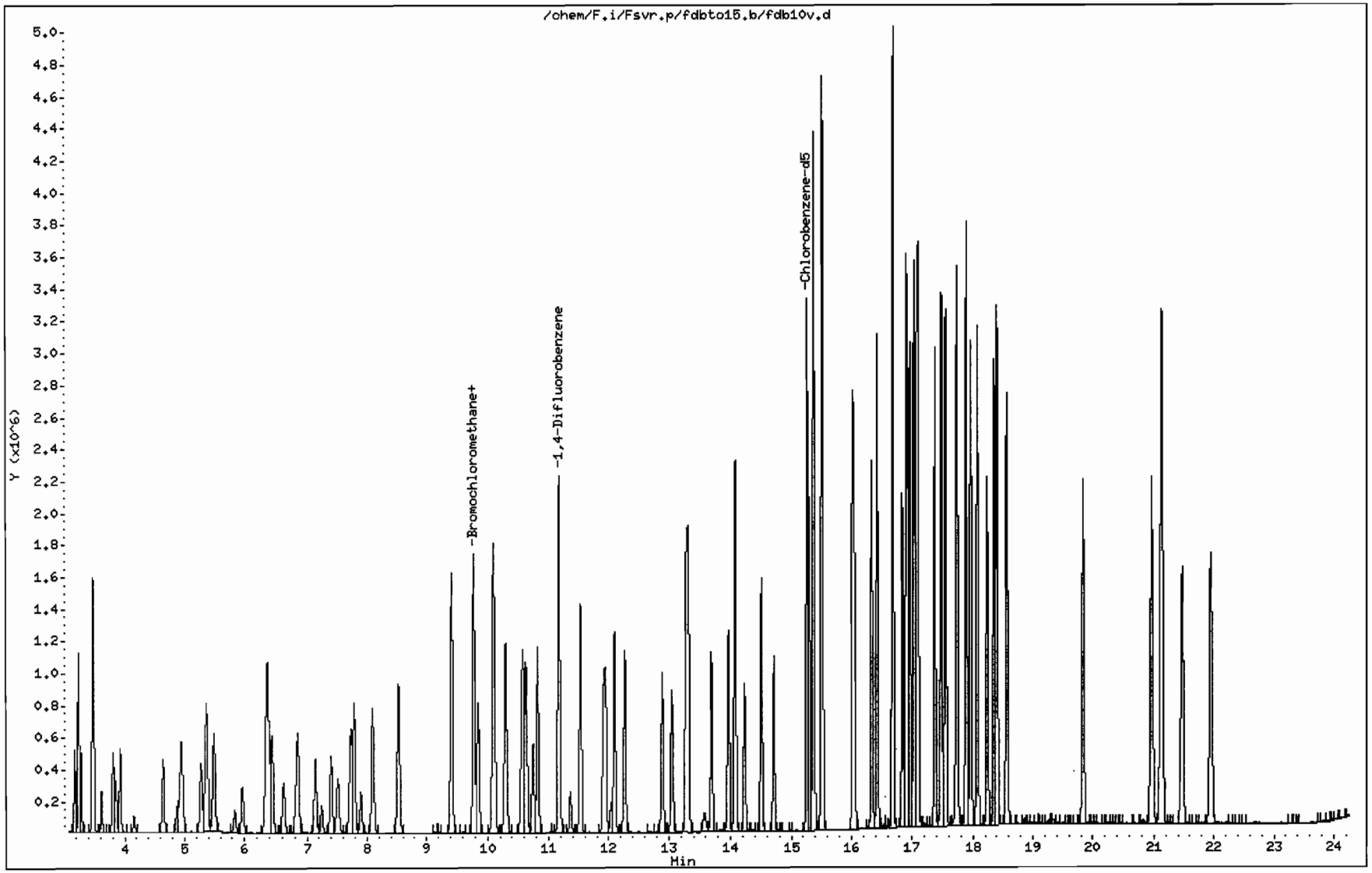

TestAmerica Burlington

AIR TOXICS QUANTITATION REPORT

Data file : /chem/F.i/Fsvr.p/fdbto15.b/fdb10v.d
Lab Smp Id: ASTD010 Client Smp ID: ASTD010
Inj Date : 03-JUL-2009 01:47
Operator : pad Inst ID: F.i
Smp Info :
Misc Info : ASTD010;070209FA;1;200
Comment :
Method : /chem/F.i/Fsvr.p/fdbto15.b/sto15.m
Meth Date : 08-Jul-2009 21:11 sv Quant Type: ISTD
Cal Date : 03-JUL-2009 01:47 Cal File: fdb10v.d
Als bottle: 7 Calibration Sample, Level: 5
Dil Factor: 1.00000
Integrator: HP RTE Compound Sublist: all.sub
Target Version: 3.50
Processing Host: chemsvr6

Concentration Formula: Amt * DF * Uf*(Vo/Vo) * CpndVariable

Name	Value	Description
DF	1.00000	Dilution Factor
Uf	1.00000	ng unit correction factor
Vo	200.00000	Sample Volume purged (mL)

Cpnd Variable Local Compound Variable

Compounds	QUANT SIG MASS	RT	EXP RT	REL RT	RESPONSE	AMOUNTS CAL-AMT (ppbv)	ON-COL (ppbv)
1 Dichlorodifluoromethane	85	3.242	3.242	(0.332)	1036958	10.0000	10
2 Freon-22	51	3.285	3.285	(0.336)	546596	10.0000	10
3 1,2-Dichlorotetrafluoroethane	85	3.477	3.477	(0.356)	1079835	10.0000	10
4 Chloromethane	50	3.616	3.616	(0.370)	289865	10.0000	10
5 n-Butane	43	3.809	3.809	(0.389)	546618	10.0000	10
8 Methanol	31	Compound Not Detected.					
6 Vinyl Chloride	62	3.852	3.852	(0.394)	394285	10.0000	11
7 1,3-Butadiene	54	3.927	3.927	(0.402)	287022	10.0000	11
9 Bromomethane	94	4.644	4.644	(0.475)	428396	10.0000	10
10 Chloroethane	64	4.879	4.879	(0.499)	209689	10.0000	10
11 Isopentane	43	4.948	4.948	(0.506)	416402	10.0000	9.8
12 Bromoethene	106	5.275	5.275	(0.539)	456913	10.0000	10
13 Trichlorofluoromethane	101	5.366	5.366	(0.549)	1225268	10.0000	10
14 Pentane	43	5.494	5.494	(0.562)	619664	10.0000	9.9
15 Ethyl Ether	59	5.965	5.965	(0.610)	256042	10.0000	10

	Compounds	QUANT SIG MASS	RT	EXP RT	REL RT	RESPONSE	AMOUNTS CAL-AMT (ppbv)	AMOUNTS ON-COL (ppbv)
	16 Acrolein	56	6.350	6.350	(0.649)	124644	10.0000	9.9
	17 Freon TF	101	6.366	6.366	(0.651)	780875	10.0000	10
	18 1,1-Dichloroethene	96	6.441	6.441	(0.659)	362398	10.0000	9.7
	19 Acetone	43	6.623	6.623	(0.677)	560458	10.0000	10
	20 Isopropyl Alcohol	45	6.821	6.821	(0.697)	382907	10.0000	10
	21 Carbon Disulfide	76	6.853	6.853	(0.701)	1064625	10.0000	10
	22 3-Chloropropene	41	7.136	7.136	(0.730)	409364	10.0000	10
	23 Acetonitrile	41	7.238	7.238	(0.740)	208418	10.0000	9.9
	24 Methylene Chloride	49	7.393	7.393	(0.756)	362241	10.0000	9.7
	25 tert-Butyl Alcohol	59	7.500	7.500	(0.767)	622526	10.0000	10
	26 Methyl tert-Butyl Ether	73	7.725	7.725	(0.790)	1122712	10.0000	10
	27 trans-1,2-Dichloroethene	61	7.778	7.778	(0.795)	550859	10.0000	10
	28 n-Hexane	57	8.089	8.089	(0.827)	554512	10.0000	10
	29 1,1-Dichloroethane	63	8.522	8.522	(0.871)	678549	10.0000	10
	30 Methyl Ethyl Ketone	72	9.421	9.421	(0.963)	185590	10.0000	10
	31 cis-1,2-Dichloroethene	96	9.415	9.415	(0.963)	438550	10.0000	10
*	32 Bromochloromethane	128	9.779	9.779	(1.000)	519749	10.0000	
	33 Tetrahydrofuran	42	9.785	9.785	(0.876)	352036	10.0000	9.9
	34 Chloroform	83	9.849	9.849	(1.007)	863053	10.0000	10
	35 1,1,1-Trichloroethane	97	10.100	10.100	(0.904)	981189	10.0000	10
	36 Cyclohexane	84	10.095	10.095	(0.904)	563507	10.0000	11
	37 Carbon Tetrachloride	117	10.293	10.293	(0.921)	1109484	10.0000	10
	38 2,2,4-Trimethylpentane	57	10.571	10.571	(0.946)	1698989	10.0000	10
	39 Benzene	78	10.624	10.624	(0.951)	1182877	10.0000	10
M	40 1,2-Dichloroethene (total)	61				989409	20.0000	21
	41 1,2-Dichloroethane	62	10.742	10.742	(0.962)	607303	10.0000	11
	42 n-Heptane	43	10.817	10.817	(0.968)	623425	10.0000	10
*	43 1,4-Difluorobenzene	114	11.170	11.170	(1.000)	2511573	10.0000	
	44 1-Butanol	56	11.357	11.357	(1.017)	175611	10.0000	10
	45 Trichloroethene	95	11.523	11.523	(1.032)	588289	10.0000	11
	46 Methyl Methacrylate	69	11.946	11.946	(1.069)	405070	10.0000	10
	47 1,2-Dichloropropane	63	11.914	11.914	(1.067)	397784	10.0000	10
	48 1,4-Dioxane	88	12.037	12.037	(1.078)	181238	10.0000	10
	49 Dibromomethane	174	12.096	12.096	(1.083)	713183	10.0000	10
	50 Bromodichloromethane	83	12.267	12.267	(1.098)	967361	10.0000	11
	51 cis-1,3-Dichloropropene	75	12.893	12.893	(1.154)	705475	10.0000	11
	52 Methyl Isobutyl Ketone	43	13.053	13.053	(1.169)	780149	10.0000	10
	53 n-Octane	43	13.283	13.283	(1.189)	862724	10.0000	10
	54 Toluene	92	13.315	13.315	(0.872)	955554	10.0000	10
	55 trans-1,3-Dichloropropene	75	13.690	13.690	(1.226)	775159	10.0000	11
	56 1,1,2-Trichloroethane	83	13.963	13.963	(0.915)	428508	10.0000	10
	57 Tetrachloroethene	166	14.075	14.075	(0.922)	1062559	10.0000	10
	58 Methyl Butyl Ketone	43	14.225	14.225	(0.932)	756569	10.0000	10
	59 Dibromochloromethane	129	14.508	14.508	(0.951)	1127732	10.0000	11
	60 1,2-Dibromoethane	107	14.712	14.712	(0.964)	908627	10.0000	11
*	61 Chlorobenzene-d5	117	15.263	15.263	(1.000)	2407524	10.0000	
	84 Nonane	57	15.375	15.375	(1.007)	820689	10.0000	10

	Compounds	QUANT SIG MASS	RT	EXP RT	REL RT	RESPONSE	AMOUNTS CAL-AMT (ppbv)	AMOUNTS ON-COL (ppbv)
	62 Chlorobenzene	112	15.300	15.300	(1.002)	1408831	10.0000	10
	63 Ethylbenzene	91	15.364	15.364	(1.007)	2140277	10.0000	10
	64 Xylene (m,p)	106	15.514	15.514	(1.016)	1750737	20.0000	21
	65 Xylene (o)	106	16.022	16.022	(1.050)	845622	10.0000	10
	66 Styrene	104	16.049	16.049	(1.052)	1339315	10.0000	11
	67 Bromoform	173	16.338	16.338	(1.070)	1282238	10.0000	11
	68 Cumene	105	16.429	16.429	(1.076)	2514778	10.0000	10
	69 1,1,2,2-Tetrachloroethane	83	16.846	16.846	(1.104)	1092764	10.0000	10
	71 n-Decane	57	16.964	16.964	(1.111)	1080967	10.0000	10
	72 n-Propylbenzene	91	16.905	16.905	(1.108)	2874012	10.0000	10
	73 1,2,3-Trichloropropane	75	16.932	16.932	(1.109)	886482	10.0000	10
	74 4-Ethyltoluene	105	17.033	17.033	(1.116)	2608922	10.0000	10
M	70 Xylene (total)	106				2596359	10.0000	32
	75 1,3,5-Trimethylbenzene	105	17.098	17.098	(1.120)	2154645	10.0000	10
	76 2-Chlorotoluene	91	17.071	17.071	(1.118)	1984085	10.0000	10
	77 a-Methylstyrene	118	17.370	17.370	(1.138)	1120161	10.0000	11
	78 Tert-Butylbenzene	119	17.477	17.477	(1.145)	2208920	10.0000	10
	79 1,2,4-Trimethylbenzene	105	17.547	17.547	(1.150)	2168140	10.0000	10
	80 Sec-Butylbenzene	105	17.734	17.734	(1.162)	3096247	10.0000	10
	81 4-Isopropyltoluene	119	17.889	17.889	(1.172)	2852805	10.0000	11
	82 1,3-Dichlorobenzene	146	17.964	17.964	(1.177)	1720830	10.0000	10
	83 1,4-Dichlorobenzene	146	18.077	18.077	(1.184)	1735125	10.0000	10
	86 Benzyl Chloride	91	18.237	18.237	(1.195)	1927168	10.0000	10
	85 n-Undecane	57	18.355	18.355	(1.203)	1194363	10.0000	10
	87 n-Butylbenzene	91	18.398	18.398	(1.205)	2284572	10.0000	11
	88 1,2-Dichlorobenzene	146	18.569	18.569	(1.217)	1614430	10.0000	10
	89 n-Dodecane	57	19.837	19.837	(1.300)	1034686	10.0000	9.9
	90 1,2,4-Trichlorobenzene	180	20.965	20.965	(1.374)	1337470	10.0000	11
	91 Hexachlorobutadiene	225	21.131	21.131	(1.385)	1383154	10.0000	10
	92 Naphthalene	128	21.468	21.468	(1.407)	2402555	10.0000	11
	93 1,2,3-Trichlorobenzene	180	21.950	21.950	(1.438)	1161871	10.0000	11

Data File: /chem/F.i/Fsvr.p/fdbto15.b/fdb15v.d

Page 4

Date : 03-JUL-2009 02:38

Client ID: ASTD015

Instrument: F.i

Sample Info:

Purge Volume: 200.0

Operator: pad

Column phase: RTX-624

Column diameter: 0.32

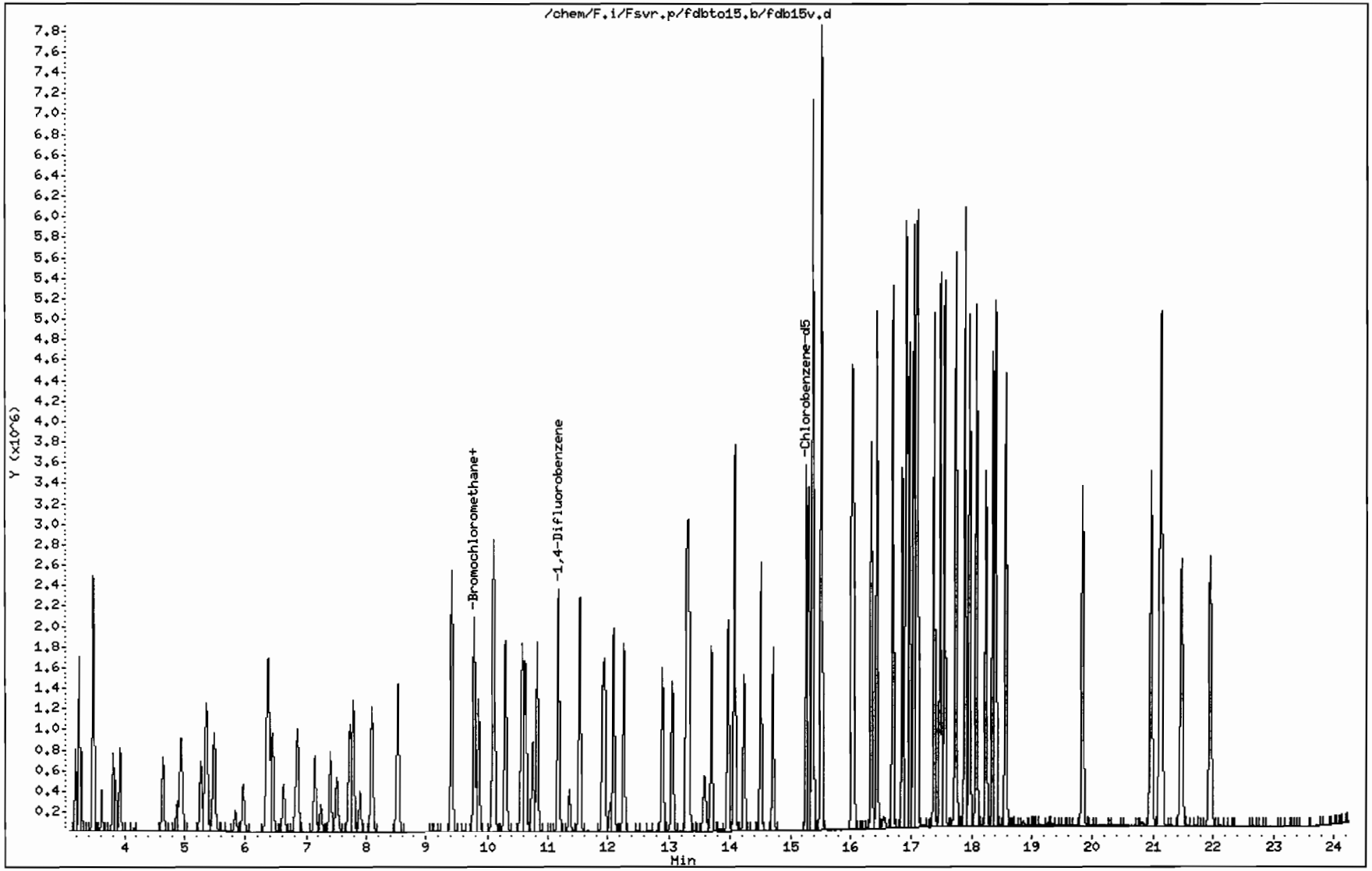

TestAmerica Burlington

AIR TOXICS QUANTITATION REPORT

Data file : /chem/F.i/Fsvr.p/fdbto15.b/fdb15v.d
Lab Smp Id: ASTD015 Client Smp ID: ASTD015
Inj Date : 03-JUL-2009 02:38
Operator : pad Inst ID: F.i
Smp Info :
Misc Info : ASTD015;070209FA;1;200
Comment :
Method : /chem/F.i/Fsvr.p/fdbto15.b/sto15.m
Meth Date : 08-Jul-2009 21:11 sv Quant Type: ISTD
Cal Date : 03-JUL-2009 02:38 Cal File: fdb15v.d
Als bottle: 8 Calibration Sample, Level: 6
Dil Factor: 1.00000
Integrator: HP RTE Compound Sublist: all.sub
Target Version: 3.50
Processing Host: chemsvr6

Concentration Formula: Amt * DF * Uf*(Vo/Vo) * CpndVariable

Name	Value	Description
DF	1.00000	Dilution Factor
Uf	1.00000	ng unit correction factor
Vo	200.00000	Sample Volume purged (mL)

Cpnd Variable Local Compound Variable

Compounds	QUANT SIG MASS	RT	EXP RT	REL RT	RESPONSE	AMOUNTS CAL-AMT (ppbv)	AMOUNTS ON-COL (ppbv)
1 Dichlorodifluoromethane	85	3.242	3.242	(0.331)	1592518	15.0000	15
2 Freon-22	51	3.279	3.285	(0.335)	837813	15.0000	15
3 1,2-Dichlorotetrafluoroethane	85	3.477	3.477	(0.355)	1678969	15.0000	15
4 Chloromethane	50	3.616	3.616	(0.370)	451675	15.0000	15
5 n-Butane	43	3.809	3.809	(0.389)	825564	15.0000	15
8 Methanol	31	Compound Not Detected.					
6 Vinyl Chloride	62	3.852	3.852	(0.394)	600874	15.0000	15
7 1,3-Butadiene	54	3.927	3.927	(0.401)	439645	15.0000	15
9 Bromomethane	94	4.644	4.644	(0.475)	673515	15.0000	15
10 Chloroethane	64	4.874	4.879	(0.498)	332821	15.0000	15
11 Isopentane	43	4.949	4.948	(0.506)	659915	15.0000	15
12 Bromoethene	106	5.275	5.275	(0.539)	721284	15.0000	15
13 Trichlorofluoromethane	101	5.366	5.366	(0.548)	1905069	15.0000	15
14 Pentane	43	5.494	5.494	(0.562)	1003571	15.0000	15
15 Ethyl Ether	59	5.970	5.965	(0.610)	415454	15.0000	16

	Compounds	QUANT SIG MASS	RT	EXP RT	REL RT	RESPONSE	AMOUNTS CAL-AMT (ppbv)	AMOUNTS ON-COL (ppbv)
	16 Acrolein	56	6.350	6.350	(0.649)	207915	15.0000	16
	17 Freon TF	101	6.372	6.366	(0.651)	1259419	15.0000	15
	18 1,1-Dichloroethene	96	6.441	6.441	(0.658)	595073	15.0000	15
	19 Acetone	43	6.623	6.623	(0.677)	823914	15.0000	14
	20 Isopropyl Alcohol	45	6.826	6.821	(0.698)	589706	15.0000	15
	21 Carbon Disulfide	76	6.853	6.853	(0.700)	1748345	15.0000	15
	22 3-Chloropropene	41	7.137	7.136	(0.729)	647892	15.0000	15
	23 Acetonitrile	41	7.238	7.238	(0.740)	335193	15.0000	15
	24 Methylene Chloride	49	7.393	7.393	(0.756)	578211	15.0000	15
	25 tert-Butyl Alcohol	59	7.506	7.500	(0.767)	986834	15.0000	15
	26 Methyl tert-Butyl Ether	73	7.725	7.725	(0.790)	1830214	15.0000	16
	27 trans-1,2-Dichloroethene	61	7.779	7.778	(0.795)	888391	15.0000	15
	28 n-Hexane	57	8.094	8.089	(0.827)	870206	15.0000	15
	29 1,1-Dichloroethane	63	8.522	8.522	(0.871)	1052367	15.0000	15
	30 Methyl Ethyl Ketone	72	9.416	9.421	(0.962)	284796	15.0000	15(Q)
	31 cis-1,2-Dichloroethene	96	9.416	9.415	(0.962)	685649	15.0000	15
*	32 Bromochloromethane	128	9.785	9.779	(1.000)	552010	10.0000	
	33 Tetrahydrofuran	42	9.779	9.785	(0.875)	573166	15.0000	15
	34 Chloroform	83	9.854	9.849	(1.007)	1352629	15.0000	15
	35 1,1,1-Trichloroethane	97	10.100	10.100	(0.904)	1561124	15.0000	16
	36 Cyclohexane	84	10.095	10.095	(0.904)	884398	15.0000	16
	37 Carbon Tetrachloride	117	10.293	10.293	(0.921)	1762627	15.0000	16
	38 2,2,4-Trimethylpentane	57	10.571	10.571	(0.946)	2748619	15.0000	16
	39 Benzene	78	10.630	10.624	(0.952)	1902978	15.0000	15
M	40 1,2-Dichloroethene (total)	61				1574040	15.0000	31
	41 1,2-Dichloroethane	62	10.742	10.742	(0.962)	939022	15.0000	15
	42 n-Heptane	43	10.817	10.817	(0.968)	994980	15.0000	15
*	43 1,4-Difluorobenzene	114	11.170	11.170	(1.000)	2658254	10.0000	
	44 1-Butanol	56	11.357	11.357	(1.017)	279333	15.0000	15
	45 Trichloroethene	95	11.523	11.523	(1.032)	931662	15.0000	16
	46 Methyl Methacrylate	69	11.946	11.946	(1.069)	676466	15.0000	16
	47 1,2-Dichloropropane	63	11.914	11.914	(1.067)	642516	15.0000	16
	48 1,4-Dioxane	88	12.037	12.037	(1.078)	279652	15.0000	15
	49 Dibromomethane	174	12.096	12.096	(1.083)	1126373	15.0000	16
	50 Bromodichloromethane	83	12.267	12.267	(1.098)	1543435	15.0000	16
	51 cis-1,3-Dichloropropene	75	12.893	12.893	(1.154)	1142213	15.0000	16
	52 Methyl Isobutyl Ketone	43	13.053	13.053	(1.169)	1281783	15.0000	16
	53 n-Octane	43	13.289	13.283	(1.190)	1405968	15.0000	16
	54 Toluene	92	13.321	13.315	(0.873)	1543098	15.0000	15
	55 trans-1,3-Dichloropropene	75	13.690	13.690	(1.226)	1243239	15.0000	16
	56 1,1,2-Trichloroethane	83	13.963	13.963	(0.915)	695151	15.0000	16
	57 Tetrachloroethene	166	14.075	14.075	(0.922)	1727171	15.0000	16
	58 Methyl Butyl Ketone	43	14.225	14.225	(0.932)	1263121	15.0000	16
	59 Dibromochloromethane	129	14.508	14.508	(0.951)	1854411	15.0000	17
	60 1,2-Dibromoethane	107	14.712	14.712	(0.964)	1472668	15.0000	16
*	61 Chlorobenzene-d5	117	15.263	15.263	(1.000)	2561970	10.0000	
	84 Nonane	57	15.375	15.375	(1.007)	1388463	15.0000	16

	Compounds	QUANT SIG MASS	RT	EXP RT	REL RT	RESPONSE	AMOUNTS CAL-AMT (ppbv)	AMOUNTS ON-COL (ppbv)
	62 Chlorobenzene	112	15.300	15.300	(1.002)	2313207	15.0000	16
	63 Ethylbenzene	91	15.370	15.364	(1.007)	3522330	15.0000	16
	64 Xylene (m,p)	106	15.514	15.514	(1.016)	2917326	30.0000	32
	65 Xylene (o)	106	16.022	16.022	(1.050)	1410293	15.0000	16
	66 Styrene	104	16.049	16.049	(1.052)	2271943	15.0000	17
	67 Bromoform	173	16.343	16.338	(1.071)	2164912	15.0000	17
	68 Cumene	105	16.434	16.429	(1.077)	4186339	15.0000	16
	69 1,1,2,2-Tetrachloroethane	83	16.846	16.846	(1.104)	1845619	15.0000	16
	71 n-Decane	57	16.964	16.964	(1.111)	1726260	15.0000	15
	72 n-Propylbenzene	91	16.910	16.905	(1.108)	4743741	15.0000	16
	73 1,2,3-Trichloropropane	75	16.932	16.932	(1.109)	1478750	15.0000	16
	74 4-Ethyltoluene	105	17.034	17.033	(1.116)	4291282	15.0000	16
M	70 Xylene (total)	106				4327619	15.0000	50
	75 1,3,5-Trimethylbenzene	105	17.098	17.098	(1.120)	3553691	15.0000	16
	76 2-Chlorotoluene	91	17.071	17.071	(1.118)	3297192	15.0000	16 (M)
	77 a-Methylstyrene	118	17.371	17.370	(1.138)	1902820	15.0000	17
	78 Tert-Butylbenzene	119	17.478	17.477	(1.145)	3558222	15.0000	16
	79 1,2,4-Trimethylbenzene	105	17.547	17.547	(1.150)	3516751	15.0000	16
	80 Sec-Butylbenzene	105	17.734	17.734	(1.162)	4983968	15.0000	16
	81 4-Isopropyltoluene	119	17.889	17.889	(1.172)	4579415	15.0000	16
	82 1,3-Dichlorobenzene	146	17.964	17.964	(1.177)	2789729	15.0000	16
	83 1,4-Dichlorobenzene	146	18.077	18.077	(1.184)	2800992	15.0000	16
	86 Benzyl Chloride	91	18.237	18.237	(1.195)	3146115	15.0000	16
	85 n-Undecane	57	18.355	18.355	(1.203)	1899534	15.0000	15
	87 n-Butylbenzene	91	18.398	18.398	(1.205)	3649778	15.0000	16
	88 1,2-Dichlorobenzene	146	18.569	18.569	(1.217)	2592635	15.0000	16
	89 n-Dodecane	57	19.837	19.837	(1.300)	1600974	15.0000	14
	90 1,2,4-Trichlorobenzene	180	20.966	20.965	(1.374)	2138597	15.0000	16
	91 Hexachlorobutadiene	225	21.131	21.131	(1.385)	2178796	15.0000	16
	92 Naphthalene	128	21.474	21.468	(1.407)	3939066	15.0000	17
	93 1,2,3-Trichlorobenzene	180	21.950	21.950	(1.438)	1818059	15.0000	16

QC Flag Legend

Q - Qualifier signal failed the ratio test.
M - Compound response manually integrated.

MANUAL INTEGRATION REPORT

Data File Name: fdb15v.d
Client Sample ID: ASTD015
Compound Name: 2-Chlorotoluene

Inj. Date and Time: 03-JUL-2009 02:38
Instrument ID: F.i
CAS #: 95-49-8

Target Version: Target 3.50
Report Version: 1.1
Report Date: 07/08/2009 21:11

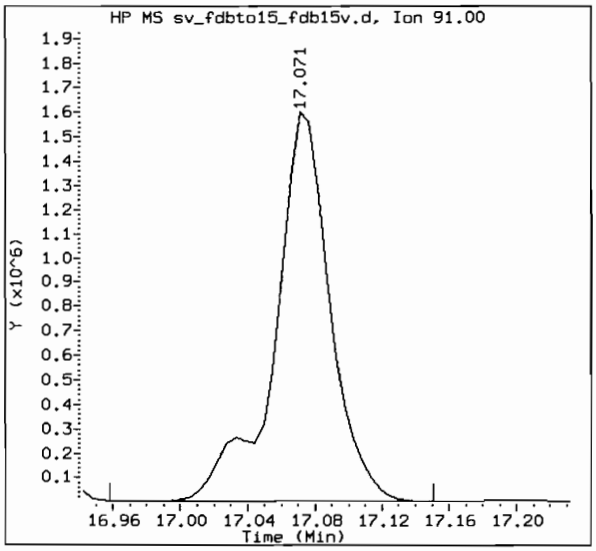

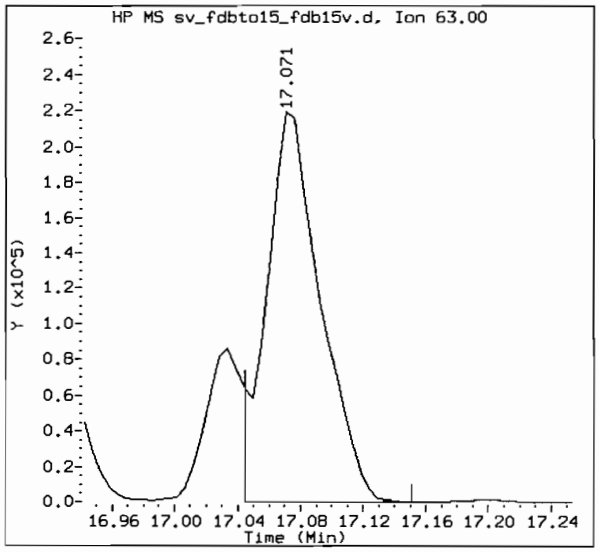

Original Integrations:

Area = 3655566

Area = 535484

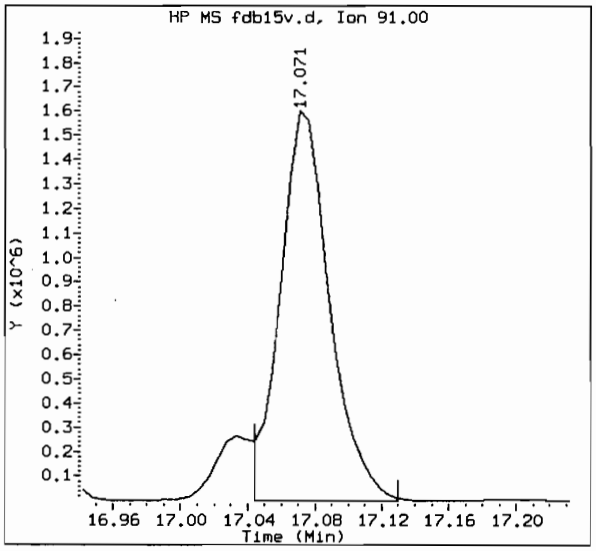

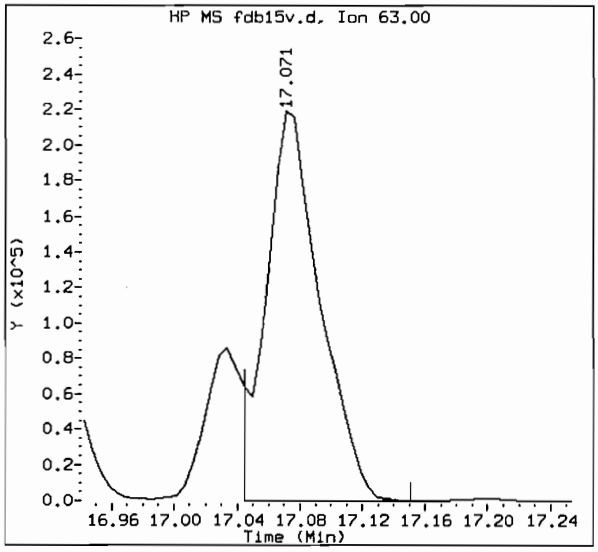

Final Integrations:

Area = 3297192

Area = 535484

Manual Integration Reason: MI1 - Poor automated baseline

Data File: /chem/F.i/Fsvr.p/fdbto15.b/fdb20v.d
Date : 03-JUL-2009 03:28
Client ID: ASTD020
Sample Info:
Purge Volume: 200.0
Column phase: RTX-624

Page 4

Instrument: F.i

Operator: pad
Column diameter: 0.32

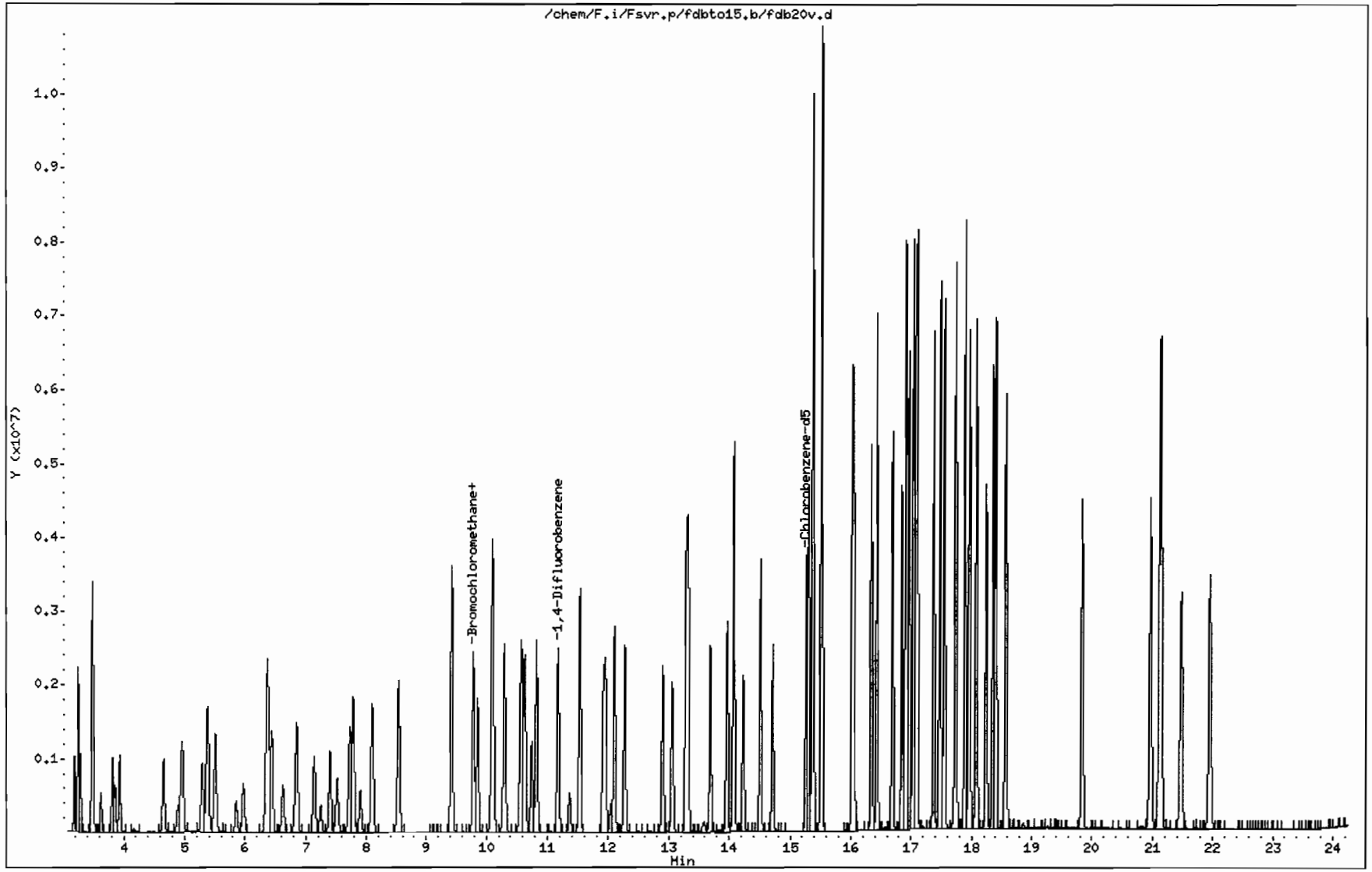

TestAmerica Burlington

AIR TOXICS QUANTITATION REPORT

Data file : /chem/F.i/Fsvr.p/fdbto15.b/fdb20v.d
Lab Smp Id: ASTD020 Client Smp ID: ASTD020
Inj Date : 03-JUL-2009 03:28
Operator : pad Inst ID: F.i
Smp Info :
Misc Info : ASTD020;070209FA;1;200
Comment :
Method : /chem/F.i/Fsvr.p/fdbto15.b/sto15.m
Meth Date : 08-Jul-2009 21:11 sv Quant Type: ISTD
Cal Date : 03-JUL-2009 03:28 Cal File: fdb20v.d
Als bottle: 9 Calibration Sample, Level: 7
Dil Factor: 1.00000
Integrator: HP RTE Compound Sublist: all.sub
Target Version: 3.50
Processing Host: chemsvr6

Concentration Formula: Amt * DF * Uf*(Vo/Vo) * CpndVariable

Name	Value	Description
DF	1.00000	Dilution Factor
Uf	1.00000	ng unit correction factor
Vo	200.00000	Sample Volume purged (mL)

Cpnd Variable Local Compound Variable

Compounds	QUANT SIG MASS	RT	EXP RT	REL RT	RESPONSE	AMOUNTS CAL-AMT (ppbv)	ON-COL (ppbv)
1 Dichlorodifluoromethane	85	3.252	3.242	(0.332)	2162045	20.0000	19
2 Freon-22	51	3.290	3.285	(0.336)	1124074	20.0000	19
3 1,2-Dichlorotetrafluoroethane	85	3.488	3.477	(0.356)	2287920	20.0000	19
4 Chloromethane	50	3.627	3.616	(0.371)	599571	20.0000	19
5 n-Butane	43	3.814	3.809	(0.390)	1105171	20.0000	19
8 Methanol	31	Compound Not Detected.					
6 Vinyl Chloride	62	3.862	3.852	(0.395)	796679	20.0000	19
7 1,3-Butadiene	54	3.937	3.927	(0.402)	584649	20.0000	19
9 Bromomethane	94	4.654	4.644	(0.476)	917456	20.0000	19
10 Chloroethane	64	4.889	4.879	(0.500)	466127	20.0000	20
11 Isopentane	43	4.954	4.948	(0.506)	913631	20.0000	19
12 Bromoethene	106	5.285	5.275	(0.540)	1015426	20.0000	20
13 Trichlorofluoromethane	101	5.376	5.366	(0.549)	2601287	20.0000	19
14 Pentane	43	5.505	5.494	(0.563)	1397991	20.0000	20
15 Ethyl Ether	59	5.975	5.965	(0.611)	599749	20.0000	22

	Compounds	QUANT SIG MASS	RT	EXP RT	REL RT	RESPONSE	AMOUNTS CAL-AMT (ppbv)	AMOUNTS ON-COL (ppbv)
	16 Acrolein	56	6.355	6.350	(0.650)	279150	20.0000	20
	17 Freon TF	101	6.377	6.366	(0.652)	1757065	20.0000	20
	18 1,1-Dichloroethene	96	6.446	6.441	(0.659)	855344	20.0000	20
	19 Acetone	43	6.628	6.623	(0.677)	1158205	20.0000	19
	20 Isopropyl Alcohol	45	6.831	6.821	(0.698)	828632	20.0000	20
	21 Carbon Disulfide	76	6.858	6.853	(0.701)	2483029	20.0000	21
	22 3-Chloropropene	41	7.142	7.136	(0.730)	938529	20.0000	20
	23 Acetonitrile	41	7.249	7.238	(0.741)	478252	20.0000	20
	24 Methylene Chloride	49	7.398	7.393	(0.756)	818363	20.0000	19
	25 tert-Butyl Alcohol	59	7.516	7.500	(0.768)	1383682	20.0000	20
	26 Methyl tert-Butyl Ether	73	7.730	7.725	(0.790)	2557576	20.0000	20
	27 trans-1,2-Dichloroethene	61	7.784	7.778	(0.796)	1267277	20.0000	21
	28 n-Hexane	57	8.099	8.089	(0.828)	1257608	20.0000	21
	29 1,1-Dichloroethane	63	8.527	8.522	(0.872)	1517054	20.0000	20
	30 Methyl Ethyl Ketone	72	9.426	9.421	(0.963)	409339	20.0000	20
	31 cis-1,2-Dichloroethene	96	9.421	9.415	(0.963)	987192	20.0000	21
*	32 Bromochloromethane	128	9.784	9.779	(1.000)	587243	10.0000	
	33 Tetrahydrofuran	42	9.784	9.785	(0.876)	800793	20.0000	20
	34 Chloroform	83	9.859	9.849	(1.008)	1925827	20.0000	20
	35 1,1,1-Trichloroethane	97	10.105	10.100	(0.904)	2167155	20.0000	20
	36 Cyclohexane	84	10.100	10.095	(0.904)	1261797	20.0000	21
	37 Carbon Tetrachloride	117	10.298	10.293	(0.921)	2435161	20.0000	20
	38 2,2,4-Trimethylpentane	57	10.571	10.571	(0.946)	3920867	20.0000	21
	39 Benzene	78	10.630	10.624	(0.951)	2736670	20.0000	20
M	40 1,2-Dichloroethene (total)	61				2254469	40.0000	41
	41 1,2-Dichloroethane	62	10.742	10.742	(0.961)	1325014	20.0000	20
	42 n-Heptane	43	10.817	10.817	(0.968)	1416921	20.0000	21
*	43 1,4-Difluorobenzene	114	11.175	11.170	(1.000)	2839276	10.0000	
	44 1-Butanol	56	11.363	11.357	(1.017)	390937	20.0000	20
	45 Trichloroethene	95	11.528	11.523	(1.032)	1339315	20.0000	21
	46 Methyl Methacrylate	69	11.951	11.946	(1.069)	972488	20.0000	22
	47 1,2-Dichloropropane	63	11.919	11.914	(1.067)	926246	20.0000	21
	48 1,4-Dioxane	88	12.042	12.037	(1.078)	398001	20.0000	20
	49 Dibromomethane	174	12.101	12.096	(1.083)	1634139	20.0000	21
	50 Bromodichloromethane	83	12.267	12.267	(1.098)	2177406	20.0000	21
	51 cis-1,3-Dichloropropene	75	12.898	12.893	(1.154)	1644621	20.0000	22
	52 Methyl Isobutyl Ketone	43	13.058	13.053	(1.169)	1790699	20.0000	21
	53 n-Octane	43	13.289	13.283	(1.189)	1998865	20.0000	21
	54 Toluene	92	13.321	13.315	(0.873)	2213651	20.0000	21
	55 trans-1,3-Dichloropropene	75	13.690	13.690	(1.225)	1780500	20.0000	22
	56 1,1,2-Trichloroethane	83	13.963	13.963	(0.915)	997288	20.0000	21
	57 Tetrachloroethene	166	14.075	14.075	(0.922)	2455118	20.0000	21
	58 Methyl Butyl Ketone	43	14.230	14.225	(0.932)	1743610	20.0000	21
	59 Dibromochloromethane	129	14.508	14.508	(0.951)	2619497	20.0000	22
	60 1,2-Dibromoethane	107	14.712	14.712	(0.964)	2103369	20.0000	22
*	61 Chlorobenzene-d5	117	15.263	15.263	(1.000)	2722881	10.0000	
	84 Nonane	57	15.375	15.375	(1.007)	1943688	20.0000	21

	Compounds	QUANT SIG MASS	RT	EXP RT	REL RT	RESPONSE	AMOUNTS CAL-AMT (ppbv)	AMOUNTS ON-COL (ppbv)
	62 Chlorobenzene	112	15.300	15.300	(1.002)	3278175	20.0000	21
	63 Ethylbenzene	91	15.370	15.364	(1.007)	4976761	20.0000	21
	64 Xylene (m,p)	106	15.514	15.514	(1.016)	4106857	40.0000	43
	65 Xylene (o)	106	16.022	16.022	(1.050)	1970626	20.0000	21
	66 Styrene	104	16.049	16.049	(1.052)	3166664	20.0000	22
	67 Bromoform	173	16.343	16.338	(1.071)	2992751	20.0000	23
	68 Cumene	105	16.434	16.429	(1.077)	5806483	20.0000	21
	69 1,1,2,2-Tetrachloroethane	83	16.846	16.846	(1.104)	2523009	20.0000	21
	71 n-Decane	57	16.969	16.964	(1.112)	2401231	20.0000	20
	72 n-Propylbenzene	91	16.910	16.905	(1.108)	6532954	20.0000	21
	73 1,2,3-Trichloropropane	75	16.932	16.932	(1.109)	2005278	20.0000	20
	74 4-Ethyltoluene	105	17.033	17.033	(1.116)	5905185	20.0000	21
M	70 Xylene (total)	106				6077483	20.0000	66
	75 1,3,5-Trimethylbenzene	105	17.103	17.098	(1.121)	4894104	20.0000	21
	76 2-Chlorotoluene	91	17.076	17.071	(1.119)	4528003	20.0000	21 (M)
	77 a-Methylstyrene	118	17.376	17.370	(1.138)	2612539	20.0000	22
	78 Tert-Butylbenzene	119	17.477	17.477	(1.145)	4894370	20.0000	20
	79 1,2,4-Trimethylbenzene	105	17.547	17.547	(1.150)	4814907	20.0000	21
	80 Sec-Butylbenzene	105	17.734	17.734	(1.162)	6865616	20.0000	20
	81 4-Isopropyltoluene	119	17.889	17.889	(1.172)	6291190	20.0000	20
	82 1,3-Dichlorobenzene	146	17.964	17.964	(1.177)	3812206	20.0000	20
	83 1,4-Dichlorobenzene	146	18.076	18.077	(1.184)	3827487	20.0000	20
	86 Benzyl Chloride	91	18.242	18.237	(1.195)	4240269	20.0000	20
	85 n-Undecane	57	18.355	18.355	(1.203)	2605200	20.0000	19
	87 n-Butylbenzene	91	18.397	18.398	(1.205)	4945245	20.0000	20
	88 1,2-Dichlorobenzene	146	18.569	18.569	(1.217)	3535501	20.0000	20
	89 n-Dodecane	57	19.837	19.837	(1.300)	2155528	20.0000	18
	90 1,2,4-Trichlorobenzene	180	20.965	20.965	(1.374)	2785077	20.0000	20
	91 Hexachlorobutadiene	225	21.131	21.131	(1.385)	2901398	20.0000	19
	92 Naphthalene	128	21.468	21.468	(1.407)	4902359	20.0000	20
	93 1,2,3-Trichlorobenzene	180	21.950	21.950	(1.438)	2387878	20.0000	20

QC Flag Legend

M - Compound response manually integrated.

MANUAL INTEGRATION REPORT

Data File Name: fdb20v.d
Client Sample ID: ASTD020
Compound Name: 2-Chlorotoluene

Inj. Date and Time: 03-JUL-2009 03:28
Instrument ID: F.i
CAS #: 95-49-8

Target Version: Target 3.50
Report Version: 1.1
Report Date: 07/08/2009 21:11

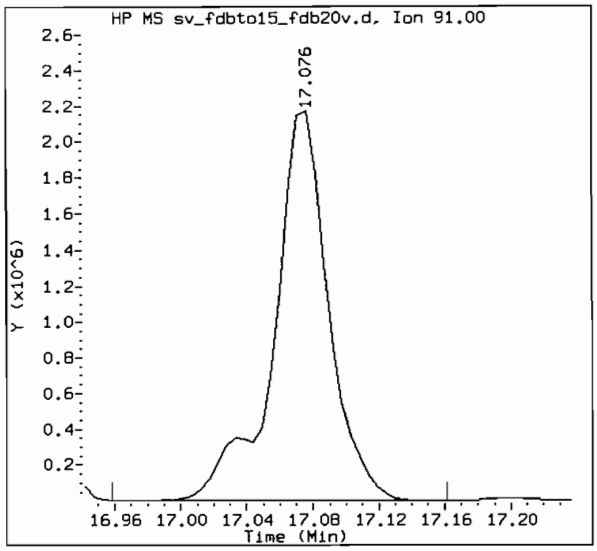

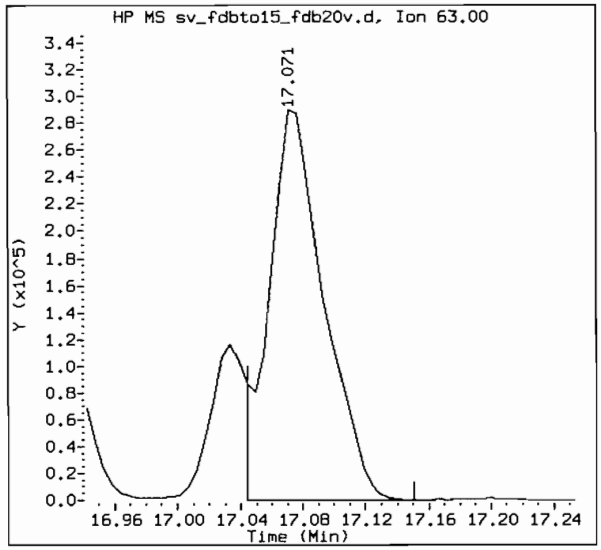

Original Integrations:

Area = 5000179

Area = 722060

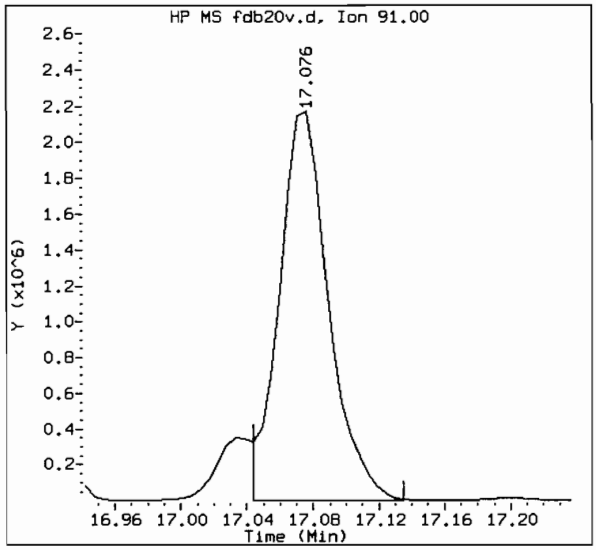

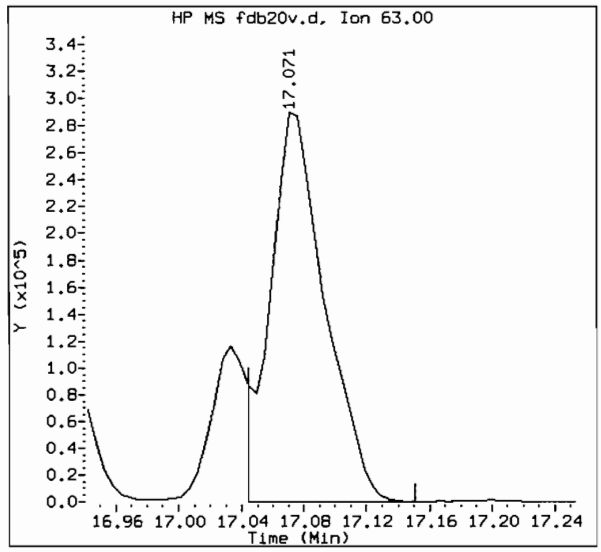

Final Integrations:

Area = 4528003

Area = 722060

Manual Integration Reason: MI1 - Poor automated baseline

Data File: /chem/F.i/Fsvr.p/fdbto15.b/fdb40v.d
Date : 03-JUL-2009 04:19
Client ID: ASTD040
Sample Info:
Purge Volume: 200.0
Column phase: RTX-624

Page 4

Instrument: F.i
Operator: pad
Column diameter: 0.32

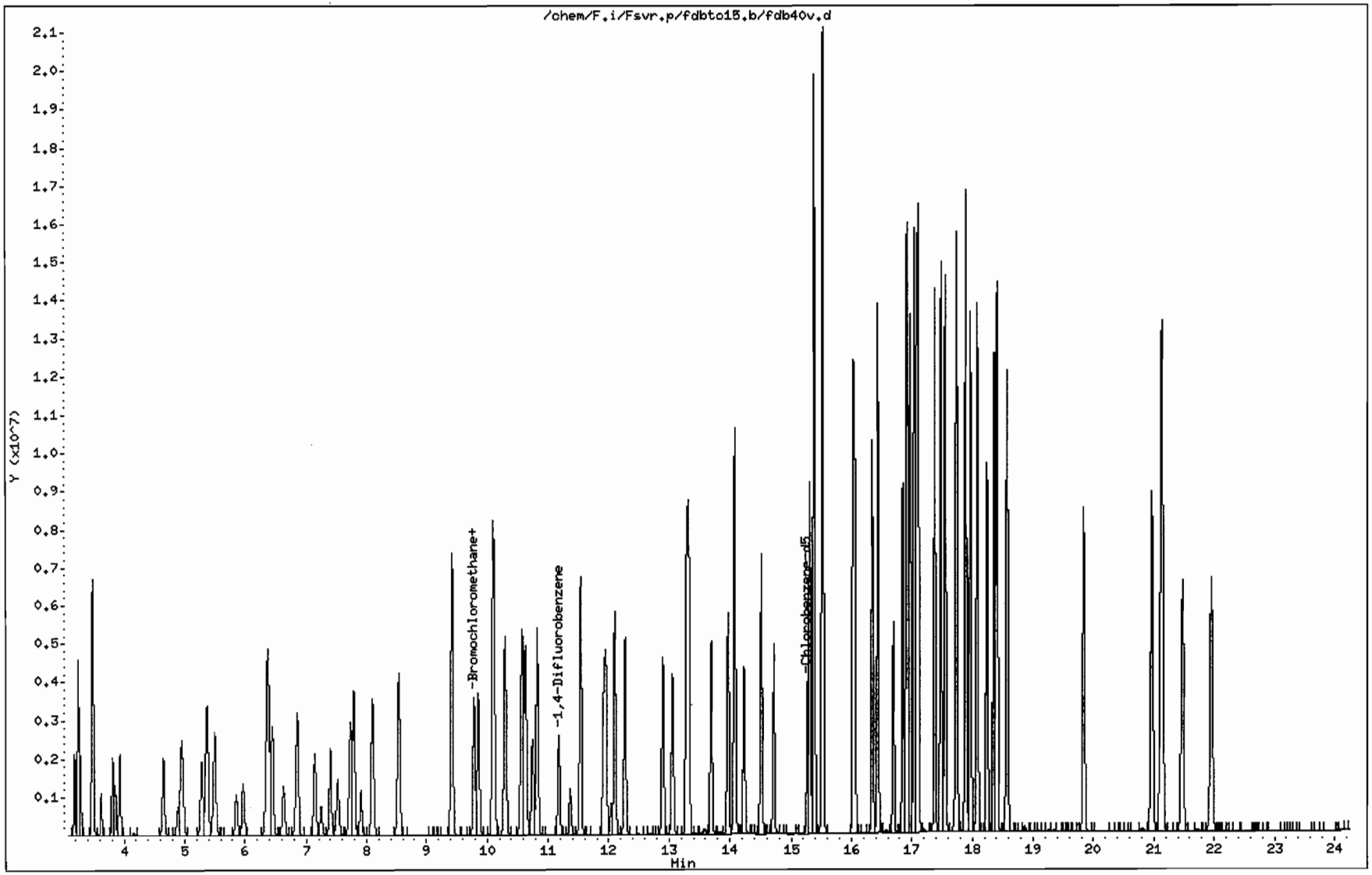

TestAmerica Burlington

AIR TOXICS QUANTITATION REPORT

Data file : /chem/F.i/Fsvr.p/fdbto15.b/fdb40v.d
Lab Smp Id: ASTD040 Client Smp ID: ASTD040
Inj Date : 03-JUL-2009 04:19
Operator : pad Inst ID: F.i
Smp Info :
Misc Info : ASTD040;070209FA;1;200
Comment :
Method : /chem/F.i/Fsvr.p/fdbto15.b/sto15.m
Meth Date : 08-Jul-2009 21:12 sv Quant Type: ISTD
Cal Date : 03-JUL-2009 04:19 Cal File: fdb40v.d
Als bottle: 10 Calibration Sample, Level: 8
Dil Factor: 1.00000
Integrator: HP RTE Compound Sublist: all.sub
Target Version: 3.50
Processing Host: chemsvr6

Concentration Formula: Amt * DF * Uf*(Vo/Vo) * CpndVariable

Name	Value	Description
DF	1.00000	Dilution Factor
Uf	1.00000	ng unit correction factor
Vo	200.00000	Sample Volume purged (mL)

Cpnd Variable Local Compound Variable

Compounds	QUANT SIG MASS	RT	EXP RT	REL RT	RESPONSE	AMOUNTS CAL-AMT (ppbv)	ON-COL (ppbv)
1 Dichlorodifluoromethane	85	3.247	3.242	(0.332)	4314497	40.0000	36
2 Freon-22	51	3.285	3.285	(0.336)	2280436	40.0000	36
3 1,2-Dichlorotetrafluoroethane	85	3.483	3.477	(0.356)	4523725	40.0000	36
4 Chloromethane	50	3.622	3.616	(0.370)	1222672	40.0000	36
5 n-Butane	43	3.814	3.809	(0.390)	2211499	40.0000	35
8 Methanol	31	Compound Not Detected.					
6 Vinyl Chloride	62	3.857	3.852	(0.394)	1627633	40.0000	37
7 1,3-Butadiene	54	3.932	3.927	(0.402)	1186693	40.0000	37
9 Bromomethane	94	4.649	4.644	(0.475)	1894193	40.0000	37
10 Chloroethane	64	4.884	4.879	(0.499)	946994	40.0000	39
11 Isopentane	43	4.954	4.948	(0.506)	1840699	40.0000	36
12 Bromoethene	106	5.280	5.275	(0.540)	2085279	40.0000	39
13 Trichlorofluoromethane	101	5.376	5.366	(0.549)	5200191	40.0000	36
14 Pentane	43	5.505	5.494	(0.563)	2855963	40.0000	38
15 Ethyl Ether	59	5.976	5.965	(0.611)	1227904	40.0000	42(A)

	Compounds	QUANT SIG MASS	RT	EXP RT	REL RT	RESPONSE	AMOUNTS CAL-AMT (ppbv)	AMOUNTS ON-COL (ppbv)
	16 Acrolein	56	6.355	6.350	(0.650)	589491	40.0000	39
	17 Freon TF	101	6.377	6.366	(0.652)	3608066	40.0000	39
	18 1,1-Dichloroethene	96	6.446	6.441	(0.659)	1755713	40.0000	39
	19 Acetone	43	6.628	6.623	(0.677)	2299436	40.0000	35
	20 Isopropyl Alcohol	45	6.837	6.821	(0.699)	1694064	40.0000	38
	21 Carbon Disulfide	76	6.858	6.853	(0.701)	5216625	40.0000	41(A)
	22 3-Chloropropene	41	7.142	7.136	(0.730)	1933425	40.0000	40
	23 Acetonitrile	41	7.243	7.238	(0.740)	995406	40.0000	40
	24 Methylene Chloride	49	7.399	7.393	(0.756)	1690797	40.0000	38
	25 tert-Butyl Alcohol	59	7.522	7.500	(0.769)	2785533	40.0000	38
	26 Methyl tert-Butyl Ether	73	7.730	7.725	(0.790)	5260546	40.0000	40
	27 trans-1,2-Dichloroethene	61	7.789	7.778	(0.796)	2612225	40.0000	40(A)
	28 n-Hexane	57	8.099	8.089	(0.828)	2584668	40.0000	40
	29 1,1-Dichloroethane	63	8.533	8.522	(0.872)	3113844	40.0000	40
	30 Methyl Ethyl Ketone	72	9.426	9.421	(0.963)	854013	40.0000	39
	31 cis-1,2-Dichloroethene	96	9.421	9.415	(0.963)	2086009	40.0000	42(A)
*	32 Bromochloromethane	128	9.785	9.779	(1.000)	619478	10.0000	
	33 Tetrahydrofuran	42	9.785	9.785	(0.876)	1650044	40.0000	40
	34 Chloroform	83	9.859	9.849	(1.008)	3953030	40.0000	40
	35 1,1,1-Trichloroethane	97	10.105	10.100	(0.904)	4439166	40.0000	40(A)
	36 Cyclohexane	84	10.100	10.095	(0.904)	2655275	40.0000	42(A)
	37 Carbon Tetrachloride	117	10.298	10.293	(0.921)	4944314	40.0000	40
	38 2,2,4-Trimethylpentane	57	10.576	10.571	(0.946)	8217055	40.0000	43(A)
	39 Benzene	78	10.635	10.624	(0.952)	5707308	40.0000	41(A)
M	40 1,2-Dichloroethene (total)	61				4698234	80.0000	82
	41 1,2-Dichloroethane	62	10.747	10.742	(0.962)	2678004	40.0000	39
	42 n-Heptane	43	10.817	10.817	(0.968)	2938993	40.0000	41(A)
*	43 1,4-Difluorobenzene	114	11.175	11.170	(1.000)	2946108	10.0000	
	44 1-Butanol	56	11.363	11.357	(1.017)	869797	40.0000	42(A)
	45 Trichloroethene	95	11.529	11.523	(1.032)	2757029	40.0000	42(A)
	46 Methyl Methacrylate	69	11.951	11.946	(1.069)	2015461	40.0000	44(A)
	47 1,2-Dichloropropane	63	11.919	11.914	(1.067)	1913278	40.0000	42(A)
	48 1,4-Dioxane	88	12.042	12.037	(1.078)	809159	40.0000	39
	49 Dibromomethane	174	12.101	12.096	(1.083)	3406964	40.0000	43(A)
	50 Bromodichloromethane	83	12.272	12.267	(1.098)	4457309	40.0000	42(A)
	51 cis-1,3-Dichloropropene	75	12.898	12.893	(1.154)	3377032	40.0000	43(A)
	52 Methyl Isobutyl Ketone	43	13.059	13.053	(1.169)	3684762	40.0000	41(A)
	53 n-Octane	43	13.289	13.283	(1.189)	4022980	40.0000	41(A)
	54 Toluene	92	13.321	13.315	(0.872)	4552473	40.0000	41(A)
	55 trans-1,3-Dichloropropene	75	13.695	13.690	(1.225)	3584091	40.0000	42(A)
	56 1,1,2-Trichloroethane	83	13.968	13.963	(0.915)	2020137	40.0000	42(A)
	57 Tetrachloroethene	166	14.080	14.075	(0.922)	5018614	40.0000	41(A)
	58 Methyl Butyl Ketone	43	14.230	14.225	(0.932)	3598128	40.0000	42(A)
	59 Dibromochloromethane	129	14.508	14.508	(0.950)	5263109	40.0000	43(A)
	60 1,2-Dibromoethane	107	14.712	14.712	(0.964)	4230480	40.0000	42(A)
*	61 Chlorobenzene-d5	117	15.268	15.263	(1.000)	2813546	10.0000	
	84 Nonane	57	15.380	15.375	(1.007)	3858473	40.0000	41(A)

Compounds	QUANT SIG MASS	RT	EXP RT	REL RT	RESPONSE	AMOUNTS CAL-AMT (ppbv)	AMOUNTS ON-COL (ppbv)
62 Chlorobenzene	112	15.305	15.300	(1.002)	6545666	40.0000	41(A)
63 Ethylbenzene	91	15.370	15.364	(1.007)	9832065	40.0000	41(A)
64 Xylene (m,p)	106	15.519	15.514	(1.016)	8158835	80.0000	82(A)
65 Xylene (o)	106	16.028	16.022	(1.050)	3885328	40.0000	41(A)
66 Styrene	104	16.054	16.049	(1.052)	6282240	40.0000	43(A)
67 Bromoform	173	16.343	16.338	(1.070)	5856089	40.0000	43(A)
68 Cumene	105	16.434	16.429	(1.076)	11482308	40.0000	40(A)
69 1,1,2,2-Tetrachloroethane	83	16.851	16.846	(1.104)	4983945	40.0000	40(A)
71 n-Decane	57	16.969	16.964	(1.111)	5016768	40.0000	41(A)
72 n-Propylbenzene	91	16.910	16.905	(1.108)	13039711	40.0000	40(A)
73 1,2,3-Trichloropropane	75	16.937	16.932	(1.109)	3943682	40.0000	38
74 4-Ethyltoluene	105	17.039	17.033	(1.116)	12090339	40.0000	41(A)
M 70 Xylene (total)	106				12044163	40.0000	130(A)
75 1,3,5-Trimethylbenzene	105	17.103	17.098	(1.120)	9972866	40.0000	41(A)
76 2-Chlorotoluene	91	17.076	17.071	(1.118)	8872605	40.0000	39
77 a-Methylstyrene	118	17.376	17.370	(1.138)	5449064	40.0000	45(A)
78 Tert-Butylbenzene	119	17.477	17.477	(1.145)	10080681	40.0000	41(A)
79 1,2,4-Trimethylbenzene	105	17.547	17.547	(1.149)	9903151	40.0000	41(A)
80 Sec-Butylbenzene	105	17.740	17.734	(1.162)	14213496	40.0000	41(A)
81 4-Isopropyltoluene	119	17.895	17.889	(1.172)	13063051	40.0000	41(A)
82 1,3-Dichlorobenzene	146	17.964	17.964	(1.177)	7790561	40.0000	40(A)
83 1,4-Dichlorobenzene	146	18.082	18.077	(1.184)	7846900	40.0000	40(A)
86 Benzyl Chloride	91	18.242	18.237	(1.195)	8719886	40.0000	40
85 n-Undecane	57	18.355	18.355	(1.202)	5313536	40.0000	38
87 n-Butylbenzene	91	18.403	18.398	(1.205)	10201358	40.0000	40(A)
88 1,2-Dichlorobenzene	146	18.574	18.569	(1.217)	7306788	40.0000	40(A)
89 n-Dodecane	57	19.837	19.837	(1.299)	4170324	40.0000	34
90 1,2,4-Trichlorobenzene	180	20.965	20.965	(1.373)	5581111	40.0000	39
91 Hexachlorobutadiene	225	21.131	21.131	(1.384)	5832354	40.0000	38
92 Naphthalene	128	21.474	21.468	(1.406)	9916966	40.0000	39
93 1,2,3-Trichlorobenzene	180	21.955	21.950	(1.438)	4629302	40.0000	37

QC Flag Legend

A - Target compound detected but, quantitated amount exceeded maximum amount.

Data File: /chem/F.i/Fsvr.p/fdbto15.b/fdb10q.d
Date : 03-JUL-2009 06:01
Client ID: FA070209LCS
Sample Info: FA070209LCS/ICV
Purge Volume: 200.0
Column phase: RTX-624

Page 6

Instrument: F.i

Operator: pad
Column diameter: 0.32

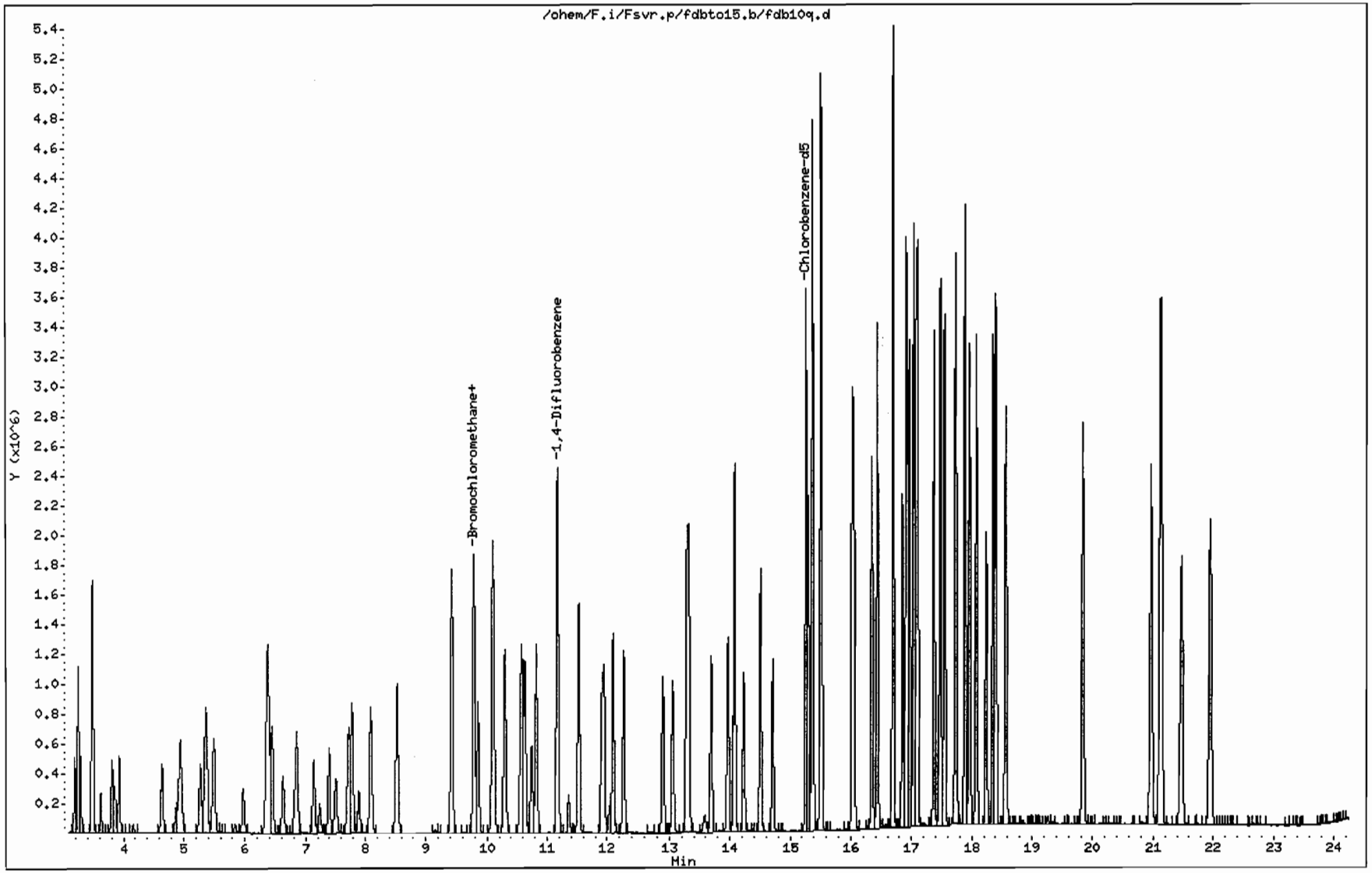

TestAmerica Burlington

AIR TOXICS QUANTITATION REPORT

Data file : /chem/F.i/Fsvr.p/fdbto15.b/fdb10q.d
Lab Smp Id: FA070209LCS Client Smp ID: FA070209LCS
Inj Date : 03-JUL-2009 06:01
Operator : pad Inst ID: F.i
Smp Info : FA070209LCS/ICV
Misc Info : FA070209LCS;070209FA;1;200
Comment :
Method : /chem/F.i/Fsvr.p/fdbto15.b/sto15.m
Meth Date : 08-Jul-2009 21:12 sv Quant Type: ISTD
Cal Date : 03-JUL-2009 04:19 Cal File: fdb40v.d
Als bottle: 11 QC Sample: METHSPIKE
Dil Factor: 1.00000
Integrator: HP RTE Compound Sublist: all.sub
Target Version: 3.50
Processing Host: chemsvr6

Concentration Formula: Amt * DF * Uf*(Vo/Vo) * CpndVariable

Name	Value	Description
DF	1.00000	Dilution Factor
Uf	1.00000	ng unit correction factor
Vo	200.00000	Sample Volume purged (mL)

Cpnd Variable Local Compound Variable

Compounds	QUANT SIG MASS	RT	EXP RT	REL RT	RESPONSE	CONCENTRATIONS ON-COLUMN (ppbv)	FINAL (ppbv)
1 Dichlorodifluoromethane	85	3.242	3.242	(0.331)	1064017	9.69000	9.7
2 Freon-22	51	3.285	3.285	(0.336)	551661	9.44632	9.4
3 1,2-Dichlorotetrafluoroethane	85	3.482	3.477	(0.356)	1147232	9.94135	9.9
4 Chloromethane	50	3.622	3.616	(0.370)	301406	9.69652	9.7
5 n-Butane	43	3.809	3.809	(0.389)	529436	9.18261	9.2
8 Methanol	31	Compound Not Detected.					
6 Vinyl Chloride	62	3.857	3.852	(0.394)	380396	9.40128	9.4
7 1,3-Butadiene	54	3.927	3.927	(0.402)	286385	9.69007	9.7
9 Bromomethane	94	4.649	4.644	(0.475)	433382	9.34270	9.3
10 Chloroethane	64	4.879	4.879	(0.499)	218428	9.85273	9.9
11 Isopentane	43	4.948	4.948	(0.506)	454869	9.77112	9.8
12 Bromoethene	106	5.280	5.275	(0.540)	489472	9.99805	10
13 Trichlorofluoromethane	101	5.366	5.366	(0.549)	1280419	9.74442	9.7
14 Pentane	43	5.499	5.494	(0.562)	655340	9.61690	9.6
15 Ethyl Ether	59	5.970	5.965	(0.610)	264861	9.83247	9.8

	Compounds	QUANT SIG MASS	RT	EXP RT	REL RT	RESPONSE	CONCENTRATIONS ON-COLUMN (ppbv)	FINAL (ppbv)
	16 Acrolein	56	6.350	6.350	(0.649)	109314	7.94638	7.9
	17 Freon TF	101	6.371	6.366	(0.652)	939992	11.0054	11
	18 1,1-Dichloroethene	96	6.441	6.441	(0.659)	438956	10.7444	11
	19 Acetone	43	6.623	6.623	(0.677)	680118	11.3764	11
	20 Isopropyl Alcohol	45	6.826	6.821	(0.698)	413211	10.0591	10
	21 Carbon Disulfide	76	6.853	6.853	(0.701)	1174067	10.0382	10
	22 3-Chloropropene	41	7.136	7.136	(0.730)	438103	9.87434	9.9
	23 Acetonitrile	41	7.238	7.238	(0.740)	248475	10.7908	11
	24 Methylene Chloride	49	7.393	7.393	(0.756)	424396	10.4328	10
	25 tert-Butyl Alcohol	59	7.511	7.500	(0.768)	686807	10.1802	10
	26 Methyl tert-Butyl Ether	73	7.725	7.725	(0.790)	1266842	10.4842	10
	27 trans-1,2-Dichloroethene	61	7.784	7.778	(0.796)	598602	10.0654	10
	28 n-Hexane	57	8.094	8.089	(0.828)	613617	10.3390	10
	29 1,1-Dichloroethane	63	8.527	8.522	(0.872)	738667	10.2440	10
	30 Methyl Ethyl Ketone	72	9.421	9.421	(0.963)	206664	10.3737	10
	31 cis-1,2-Dichloroethene	96	9.415	9.415	(0.963)	485326	10.5340	11
*	32 Bromochloromethane	128	9.779	9.779	(1.000)	568533	10.0000	
	33 Tetrahydrofuran	42	9.784	9.785	(0.876)	398483	10.0885	10
	34 Chloroform	83	9.854	9.849	(1.008)	924186	10.0960	10
	35 1,1,1-Trichloroethane	97	10.100	10.100	(0.904)	1044488	9.98308	10
	36 Cyclohexane	84	10.095	10.095	(0.904)	620583	10.4502	10
	37 Carbon Tetrachloride	117	10.293	10.293	(0.921)	1157195	9.83817	9.8
	38 2,2,4-Trimethylpentane	57	10.571	10.571	(0.946)	1903199	10.5241	11
	39 Benzene	78	10.630	10.624	(0.952)	1322308	10.0659	10
M	40 1,2-Dichloroethene (total)	61				1083928	20.5995	21
	41 1,2-Dichloroethane	62	10.742	10.742	(0.962)	625472	9.73364	9.7
	42 n-Heptane	43	10.817	10.817	(0.968)	684340	10.1291	10
*	43 1,4-Difluorobenzene	114	11.170	11.170	(1.000)	2792086	10.0000	
	44 1-Butanol	56	11.357	11.357	(1.017)	183839	9.42590	9.4
	45 Trichloroethene	95	11.528	11.523	(1.032)	630688	10.2283	10
	46 Methyl Methacrylate	69	11.946	11.946	(1.069)	456113	10.4575	10
	47 1,2-Dichloropropane	63	11.914	11.914	(1.067)	428938	10.0452	10
	48 1,4-Dioxane	88	12.042	12.037	(1.078)	180056	9.12168	9.1
	49 Dibromomethane	174	12.096	12.096	(1.083)	767263	10.1255	10
	50 Bromodichloromethane	83	12.267	12.267	(1.098)	1047702	10.4491	10
	51 cis-1,3-Dichloropropene	75	12.893	12.893	(1.154)	750514	10.2003	10
	52 Methyl Isobutyl Ketone	43	13.053	13.053	(1.169)	890796	10.5696	11
	53 n-Octane	43	13.289	13.283	(1.190)	952968	10.2970	10
	54 Toluene	92	13.321	13.315	(0.873)	1042314	10.0430	10
	55 trans-1,3-Dichloropropene	75	13.690	13.690	(1.226)	817050	10.0870	10
	56 1,1,2-Trichloroethane	83	13.963	13.963	(0.915)	449109	9.82552	9.8
	57 Tetrachloroethene	166	14.075	14.075	(0.922)	1138334	9.97206	10
	58 Methyl Butyl Ketone	43	14.230	14.225	(0.932)	870727	10.6777	11
	59 Dibromochloromethane	129	14.508	14.508	(0.951)	1250075	10.8723	11
	60 1,2-Dibromoethane	107	14.712	14.712	(0.964)	969273	10.2649	10
*	61 Chlorobenzene-d5	117	15.263	15.263	(1.000)	2650538	10.0000	
	84 Nonane	57	15.375	15.375	(1.007)	941367	10.6468	11

	Compounds	QUANT SIG MASS	RT	EXP RT	REL RT	RESPONSE	CONCENTRATIONS ON-COLUMN (ppbv)	FINAL (ppbv)
	62 Chlorobenzene	112	15.300	15.300	(1.002)	1528712	10.1168	10
	63 Ethylbenzene	91	15.370	15.364	(1.007)	2346087	10.2968	10
	64 Xylene (m,p)	106	15.514	15.514	(1.016)	1921449	20.5888	21
	65 Xylene (o)	106	16.022	16.022	(1.050)	922204	10.2546	10
	66 Styrene	104	16.049	16.049	(1.052)	1469059	10.6294	11
	67 Bromoform	173	16.343	16.338	(1.071)	1430667	11.1365	11
	68 Cumene	105	16.434	16.429	(1.077)	2824737	10.5229	11
	69 1,1,2,2-Tetrachloroethane	83	16.846	16.846	(1.104)	1185497	10.1004	10
	71 n-Decane	57	16.964	16.964	(1.111)	1199282	10.3836	10
	72 n-Propylbenzene	91	16.910	16.905	(1.108)	3208612	10.4820	10
	73 1,2,3-Trichloropropane	75	16.932	16.932	(1.109)	985311	10.1445	10
	74 4-Ethyltoluene	105	17.033	17.033	(1.116)	2961700	10.6986	11
M	70 Xylene (total)	106				2843653	31.6204	32
	75 1,3,5-Trimethylbenzene	105	17.097	17.098	(1.120)	2343033	10.1682	10
	76 2-Chlorotoluene	91	17.071	17.071	(1.118)	2250528	10.5067	11
	77 a-Methylstyrene	118	17.370	17.370	(1.138)	1256705	11.0463	11
	78 Tert-Butylbenzene	119	17.477	17.477	(1.145)	2449514	10.5233	11
	79 1,2,4-Trimethylbenzene	105	17.547	17.547	(1.150)	2303591	10.1004	10
	80 Sec-Butylbenzene	105	17.734	17.734	(1.162)	3431067	10.4976	10
	81 4-Isopropyltoluene	119	17.889	17.889	(1.172)	3162728	10.5826	11
	82 1,3-Dichlorobenzene	146	17.964	17.964	(1.177)	1826081	10.0507	10
	83 1,4-Dichlorobenzene	146	18.076	18.077	(1.184)	1846934	10.0363	10
	86 Benzyl Chloride	91	18.237	18.237	(1.195)	1788601	8.65754	8.7
	85 n-Undecane	57	18.355	18.355	(1.203)	1372851	10.4142	10
	87 n-Butylbenzene	91	18.397	18.398	(1.205)	2513675	10.5818	11
	88 1,2-Dichlorobenzene	146	18.569	18.569	(1.217)	1680548	9.83035	9.8
	89 n-Dodecane	57	19.837	19.837	(1.300)	1291937	11.2377	11
	90 1,2,4-Trichlorobenzene	180	20.965	20.965	(1.374)	1483922	11.0496	11
	91 Hexachlorobutadiene	225	21.131	21.131	(1.385)	1538020	10.5911	11
	92 Naphthalene	128	21.474	21.468	(1.407)	2760893	11.6446	12
	93 1,2,3-Trichlorobenzene	180	21.955	21.950	(1.438)	1421773	12.1911	12

TestAmerica Burlington

RECOVERY REPORT

Client Name:
Sample Matrix: GAS
Lab Smp Id: FA070209LCS
Level: LOW
Data Type: MS DATA
SpikeList File: all74.spk
Sublist File: all.sub
Method File: /chem/F.i/Fsvr.p/fdbto15.b/sto15.m
Misc Info: FA070209LCS;070209FA;1;200

Client SDG: fdbto15
Fraction: VOA
Client Smp ID: FA070209LCS
Operator: pad
SampleType: METHSPIKE
Quant Type: ISTD

	SPIKE	COMPOUND	CONC ADDED ppbv	CONC RECOVERED ppbv	% RECOVERED	LIMITS
	1	Dichlorodifluorome	10	9.7	96.90	70-130
	2	Freon-22	10	9.4	94.46	70-130
	3	1,2-Dichlorotetraf	10	9.9	99.41	70-130
	4	Chloromethane	10	9.7	96.97	70-130
	5	n-Butane	10	9.2	91.83	70-130
	6	Vinyl Chloride	10	9.4	94.01	70-130
	7	1,3-Butadiene	10	9.7	96.90	70-130
	9	Bromomethane	10	9.3	93.43	70-130
	10	Chloroethane	10	9.9	98.53	70-130
	12	Bromoethene	10	10	99.98	70-130
	13	Trichlorofluoromet	10	9.7	97.44	70-130
	17	Freon TF	10	11	110.05	70-130
	18	1,1-Dichloroethene	10	11	107.44	70-130
	19	Acetone	10	11	113.76	70-130
	20	Isopropyl Alcohol	10	10	100.59	70-130
	21	Carbon Disulfide	10	10	100.38	70-130
	22	3-Chloropropene	10	9.9	98.74	70-130
	24	Methylene Chloride	10	10	104.33	70-130
	25	tert-Butyl Alcohol	10	10	101.80	70-130
	26	Methyl tert-Butyl	10	10	104.84	70-130
	27	trans-1,2-Dichloro	10	10	100.65	70-130
	28	n-Hexane	10	10	103.39	70-130
	29	1,1-Dichloroethane	10	10	102.44	70-130
	30	Methyl Ethyl Keton	10	10	103.74	70-130
	31	cis-1,2-Dichloroet	10	11	105.34	70-130
	33	Tetrahydrofuran	10	10	100.88	70-130
	34	Chloroform	10	10	100.96	70-130
	35	1,1,1-Trichloroeth	10	10	99.83	70-130
	36	Cyclohexane	10	10	104.50	70-130
	37	Carbon Tetrachlori	10	9.8	98.38	70-130
	38	2,2,4-Trimethylpen	10	11	105.24	70-130
	39	Benzene	10	10	100.66	70-130
M	40	1,2-Dichloroethene	20	21	105.00	70-130

	SPIKE COMPOUND	CONC ADDED ppbv	CONC RECOVERED ppbv	% RECOVERED	LIMITS
	41 1,2-Dichloroethane	10	9.7	97.34	70-130
	42 n-Heptane	10	10	101.29	70-130
	45 Trichloroethene	10	10	102.28	70-130
	46 Methyl Methacrylat	10	10	104.58	70-130
	47 1,2-Dichloropropan	10	10	100.45	70-130
	48 1,4-Dioxane	10	9.1	91.22	70-130
	50 Bromodichlorometha	10	10	104.49	70-130
	51 cis-1,3-Dichloropr	10	10	102.00	70-130
	52 Methyl Isobutyl Ke	10	11	105.70	70-130
	54 Toluene	10	10	100.43	70-130
	55 trans-1,3-Dichloro	10	10	100.87	70-130
	56 1,1,2-Trichloroeth	10	9.8	98.26	70-130
	57 Tetrachloroethene	10	10	99.72	70-130
	58 Methyl Butyl Keton	10	11	106.78	70-130
	59 Dibromochlorometha	10	11	108.72	70-130
	60 1,2-Dibromoethane	10	10	102.65	70-130
	62 Chlorobenzene	10	10	101.17	70-130
	63 Ethylbenzene	10	10	102.97	70-130
	64 Xylene (m,p)	20	21	102.94	70-130
	65 Xylene (o)	10	10	102.55	70-130
	66 Styrene	10	11	106.29	70-130
	67 Bromoform	10	11	111.37	70-130
	68 Cumene	10	11	105.23	70-130
	69 1,1,2,2-Tetrachlor	10	10	101.00	70-130
M	70 Xylene (total)	30	32	105.40	70-130
	72 n-Propylbenzene	10	10	104.82	70-130
	74 4-Ethyltoluene	10	11	106.99	70-130
	75 1,3,5-Trimethylben	10	10	101.68	70-130
	76 2-Chlorotoluene	10	11	105.07	70-130
	78 Tert-Butylbenzene	10	11	105.23	70-130
	79 1,2,4-Trimethylben	10	10	101.00	70-130
	80 Sec-Butylbenzene	10	10	104.98	70-130
	81 4-Isopropyltoluene	10	11	105.83	70-130
	82 1,3-Dichlorobenzen	10	10	100.51	70-130
	83 1,4-Dichlorobenzen	10	10	100.36	70-130
	86 Benzyl Chloride	10	8.7	86.58	70-130
	87 n-Butylbenzene	10	11	105.82	70-130
	88 1,2-Dichlorobenzen	10	9.8	98.30	70-130
	90 1,2,4-Trichloroben	10	11	110.50	70-130
	91 Hexachlorobutadien	10	11	105.91	70-130
	92 Naphthalene	10	12	116.45	70-130

FORM 7
VOLATILE CONTINUING CALIBRATION CHECK

Lab Name: TESTAMERICA BURLINGTON Contract: 29012

Lab Code: STLV Case No.: SCOTTAVI SAS No.: SDG No.: RSG0899

Instrument ID: F Calibration Date: 08/03/09 Time: 1136

Lab File ID: FDB10ZV2 Init. Calib. Date(s): 07/02/09 07/03/09

Heated Purge: (Y/N) N Init. Calib. Times: 2316 0419

GC Column: RTX-624 ID: 0.32 (mm)

COMPOUND	$\overline{RRF}$	RRF10	MIN RRF	%D	MAX %D
Dichlorodifluoromethane	1.931	2.004	0.01	3.8	30.0
1,2-Dichlorotetrafluoroethan	2.030	2.592	0.01	27.7	30.0
Chloromethane	0.547	0.602	0.01	10.0	30.0
Vinyl Chloride	0.712	0.786	0.01	10.4	30.0
1,3-Butadiene	0.520	0.555	0.01	6.7	30.0
Bromomethane	0.816	0.814	0.01	0.2	30.0
Chloroethane	0.390	0.379	0.01	2.8	30.0
Bromoethene	0.861	0.858	0.01	0.3	30.0
Trichlorofluoromethane	2.311	2.834	0.01	22.6	30.0
Freon TF	1.502	1.623	0.01	8.0	30.0
1,1-Dichloroethene	0.718	0.714	0.01	0.6	30.0
Carbon Disulfide	2.057	2.011	0.01	2.2	30.0
3-Chloropropene	0.780	0.765	0.01	1.9	30.0
Methylene Chloride	0.715	0.720	0.01	0.7	30.0
trans-1,2-Dichloroethene	1.046	1.118	0.01	6.9	30.0
n-Hexane	1.044	0.996	0.01	4.6	30.0
1,1-Dichloroethane	1.268	1.313	0.1	3.5	30.0
cis-1,2-Dichloroethene	0.810	0.832	0.01	2.7	30.0
Chloroform	1.610	1.839	0.01	14.2	30.0
1,1,1-Trichloroethane	0.375	0.473	0.01	26.1	30.0
Cyclohexane	0.212	0.222	0.01	4.7	30.0
Carbon Tetrachloride	0.421	0.542	0.01	28.7	30.0
2,2,4-Trimethylpentane	0.647	0.655	0.01	1.2	30.0
Benzene	0.470	0.472	0.01	0.4	30.0
1,2-Dichloroethane	0.230	0.290	0.01	26.1	30.0
n-Heptane	0.242	0.238	0.01	1.6	30.0
Trichloroethene	0.221	0.247	0.01	11.8	30.0
1,2-Dichloropropane	0.153	0.153	0.01	0.0	30.0
Bromodichloromethane	0.359	0.440	0.01	22.6	30.0
cis-1,3-Dichloropropene	0.264	0.286	0.01	8.3	30.0
Toluene	0.392	0.404	0.01	3.1	30.0
trans-1,3-Dichloropropene	0.290	0.336	0.01	15.9	30.0
1,1,2-Trichloroethane	0.172	0.180	0.01	4.6	30.0
Tetrachloroethene	0.431	0.469	0.01	8.8	30.0
Dibromochloromethane	0.434	0.522	0.01	20.3	30.0
1,2-Dibromoethane	0.356	0.394	0.01	10.7	30.0
Chlorobenzene	0.570	0.603	0.3	5.8	30.0

page 1 of 2

FORM VII VOA

FORM 7
VOLATILE CONTINUING CALIBRATION CHECK

Lab Name: TESTAMERICA BURLINGTON Contract: 29012

Lab Code: STLV Case No.: SCOTTAVI SAS No.: SDG No.: RSG0899

Instrument ID: F Calibration Date: 08/03/09 Time: 1136

Lab File ID: FDB10ZV2 Init. Calib. Date(s): 07/02/09 07/03/09

Heated Purge: (Y/N) N Init. Calib. Times: 2316 0419

GC Column: RTX-624 ID: 0.32 (mm)

COMPOUND	$\overline{RRF}$	RRF10	MIN RRF	%D	MAX %D
Ethylbenzene	0.860	0.955	0.01	11.0	30.0
Xylene (m,p)	0.352	0.384	0.01	9.1	30.0
Xylene (o)	0.339	0.372	0.01	9.7	30.0
Styrene	0.521	0.586	0.01	12.5	30.0
Bromoform	0.484	0.604	0.01	24.8	30.0
1,1,2,2-Tetrachloroethane	0.443	0.467	0.01	5.4	30.0
4-Ethyltoluene	1.044	1.174	0.01	12.4	30.0
1,3,5-Trimethylbenzene	0.869	0.997	0.01	14.7	30.0
2-Chlorotoluene	0.808	0.930	0.01	15.1	30.0
1,2,4-Trimethylbenzene	0.860	0.997	0.01	15.9	30.0
1,3-Dichlorobenzene	0.686	0.765	0.01	11.5	30.0
1,4-Dichlorobenzene	0.694	0.763	0.01	9.9	30.0
1,2-Dichlorobenzene	0.645	0.728	0.01	12.9	30.0
1,2,4-Trichlorobenzene	0.507	0.539	0.01	6.3	30.0
Hexachlorobutadiene	0.548	0.699	0.01	27.6	30.0

Data File: /chem/F.i/Fsvr.p/fdbzto15.b/fdb10zv2.d
Date : 03-AUG-2009 11:36
Client ID: ASTD010
Sample Info:
Purge Volume: 200.0
Column phase: RTX-624

Page 5

Instrument: F.i
Operator: wrd
Column diameter: 0.32

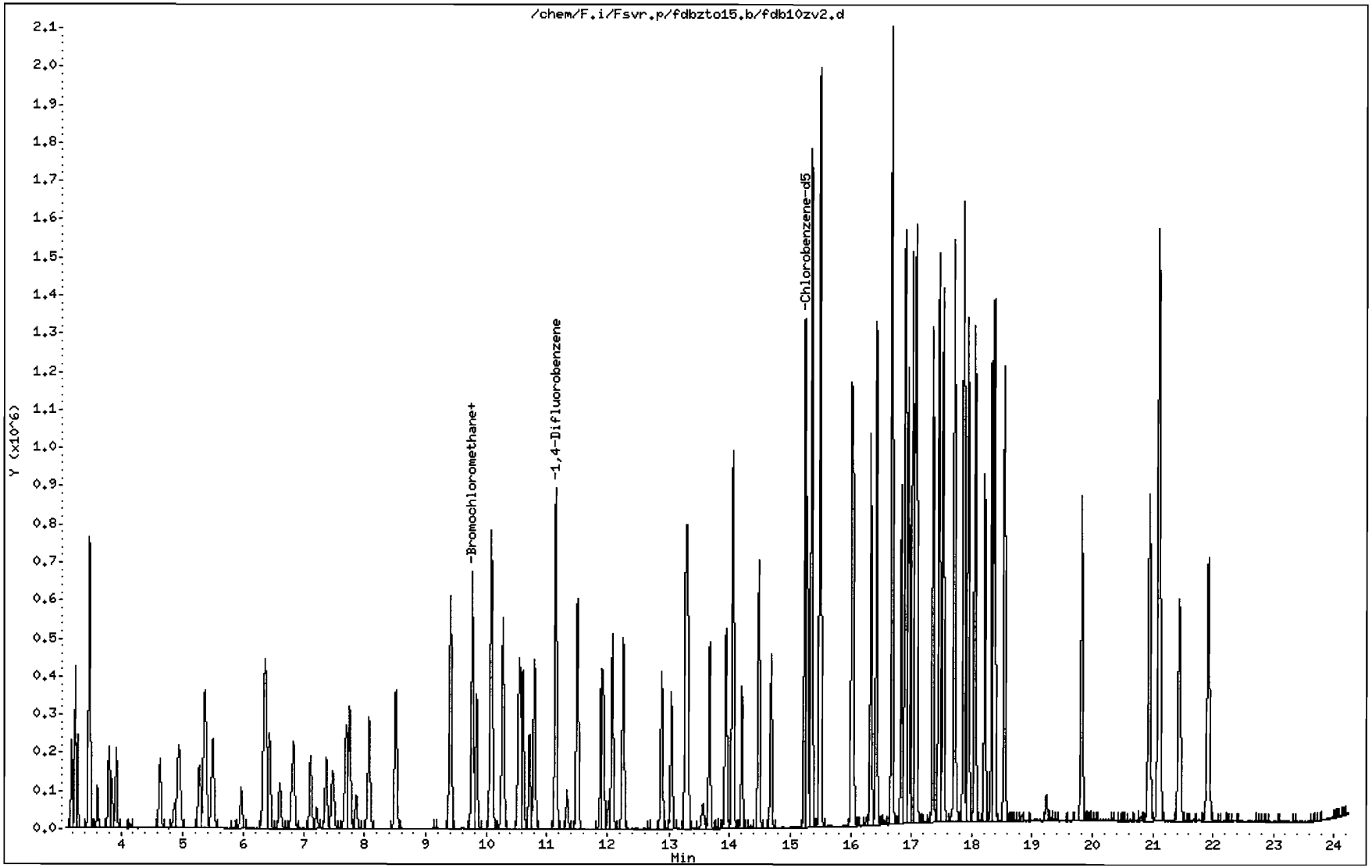

TestAmerica Burlington

AIR TOXICS QUANTITATION REPORT

Data file : /chem/F.i/Fsvr.p/fdbzto15.b/fdb10zv2.d
Lab Smp Id: ASTD010 Client Smp ID: ASTD010
Inj Date : 03-AUG-2009 11:36
Operator : wrd Inst ID: F.i
Smp Info :
Misc Info : ASTD010;080309FA;1;200
Comment :
Method : /chem/F.i/Fsvr.p/fdbzto15.b/sto15.m
Meth Date : 04-Aug-2009 22:27 sv Quant Type: ISTD
Cal Date : 03-JUL-2009 04:19 Cal File: fdb40v.d
Als bottle: 1 Continuing Calibration Sample
Dil Factor: 1.00000
Integrator: HP RTE Compound Sublist: TO14trans.sub
Target Version: 3.50
Processing Host: chemsvr6

Concentration Formula: Amt * DF * Uf*(Vo/Vo) * CpndVariable

Name	Value	Description
DF	1.00000	Dilution Factor
Uf	1.00000	ng unit correction factor
Vo	200.00000	Sample Volume purged (mL)

Cpnd Variable Local Compound Variable

Compounds	QUANT SIG MASS	RT	EXP RT	REL RT	RESPONSE	AMOUNTS CAL-AMT (ppbv)	AMOUNTS ON-COL (ppbv)
1 Dichlorodifluoromethane	85	3.242	3.242	(0.332)	388800	10.0000	10
3 1,2-Dichlorotetrafluoroethane	85	3.477	3.477	(0.356)	502693	10.0000	13
4 Chloromethane	50	3.616	3.616	(0.370)	116872	10.0000	11
6 Vinyl Chloride	62	3.846	3.852	(0.394)	152385	10.0000	11
7 1,3-Butadiene	54	3.921	3.927	(0.402)	107613	10.0000	11
9 Bromomethane	94	4.638	4.644	(0.475)	157814	10.0000	10
10 Chloroethane	64	4.863	4.879	(0.498)	73534	10.0000	9.7
12 Bromoethene	106	5.269	5.275	(0.540)	166427	10.0000	10
13 Trichlorofluoromethane	101	5.360	5.366	(0.549)	549612	10.0000	12
17 Freon TF	101	6.355	6.366	(0.651)	314852	10.0000	11
18 1,1-Dichloroethene	96	6.425	6.441	(0.658)	138431	10.0000	9.9
21 Carbon Disulfide	76	6.837	6.853	(0.700)	390120	10.0000	9.8
22 3-Chloropropene	41	7.120	7.136	(0.729)	148392	10.0000	9.8
24 Methylene Chloride	49	7.377	7.393	(0.756)	139568	10.0000	10
27 trans-1,2-Dichloroethene	61	7.762	7.778	(0.795)	216792	10.0000	11

Compounds	QUANT SIG MASS	RT	EXP RT	REL RT	RESPONSE	AMOUNTS CAL-AMT (ppbv)	AMOUNTS ON-COL (ppbv)
28 n-Hexane	57	8.073	8.089	(0.827)	193163	10.0000	9.5
29 1,1-Dichloroethane	63	8.506	8.522	(0.871)	254617	10.0000	10
31 cis-1,2-Dichloroethene	96	9.394	9.415	(0.962)	161280	10.0000	10
* 32 Bromochloromethane	128	9.763	9.779	(1.000)	193962	10.0000	
34 Chloroform	83	9.833	9.849	(1.007)	356697	10.0000	11
35 1,1,1-Trichloroethane	97	10.079	10.100	(0.904)	446625	10.0000	13
36 Cyclohexane	84	10.079	10.095	(0.904)	209619	10.0000	10
37 Carbon Tetrachloride	117	10.277	10.293	(0.922)	512429	10.0000	13
38 2,2,4-Trimethylpentane	57	10.549	10.571	(0.946)	618738	10.0000	10
39 Benzene	78	10.608	10.624	(0.952)	446274	10.0000	10
41 1,2-Dichloroethane	62	10.721	10.742	(0.962)	274507	10.0000	13
42 n-Heptane	43	10.796	10.817	(0.968)	224746	10.0000	9.8
* 43 1,4-Difluorobenzene	114	11.149	11.170	(1.000)	944966	10.0000	
45 Trichloroethene	95	11.507	11.523	(1.032)	233059	10.0000	11
47 1,2-Dichloropropane	63	11.892	11.914	(1.067)	145007	10.0000	10(Q)
50 Bromodichloromethane	83	12.245	12.267	(1.098)	415793	10.0000	12
51 cis-1,3-Dichloropropene	75	12.871	12.893	(1.155)	270337	10.0000	11
54 Toluene	92	13.299	13.315	(0.873)	368222	10.0000	10
55 trans-1,3-Dichloropropene	75	13.668	13.690	(1.226)	317323	10.0000	12
56 1,1,2-Trichloroethane	83	13.941	13.963	(0.915)	163755	10.0000	10
57 Tetrachloroethene	166	14.054	14.075	(0.922)	427809	10.0000	11
59 Dibromochloromethane	129	14.487	14.508	(0.950)	475445	10.0000	12
60 1,2-Dibromoethane	107	14.690	14.712	(0.964)	359439	10.0000	11
* 61 Chlorobenzene-d5	117	15.241	15.263	(1.000)	911351	10.0000	
62 Chlorobenzene	112	15.284	15.300	(1.003)	549914	10.0000	11
63 Ethylbenzene	91	15.348	15.364	(1.007)	870743	10.0000	11
64 Xylene (m,p)	106	15.498	15.514	(1.017)	699719	20.0000	22
65 Xylene (o)	106	16.006	16.022	(1.050)	338720	10.0000	11
66 Styrene	104	16.033	16.049	(1.052)	534470	10.0000	11
67 Bromoform	173	16.322	16.338	(1.071)	550430	10.0000	12
69 1,1,2,2-Tetrachloroethane	83	16.830	16.846	(1.104)	425342	10.0000	11
74 4-Ethyltoluene	105	17.017	17.033	(1.117)	1069570	10.0000	11
75 1,3,5-Trimethylbenzene	105	17.081	17.098	(1.121)	908691	10.0000	11
76 2-Chlorotoluene	91	17.055	17.071	(1.119)	847564	10.0000	12
79 1,2,4-Trimethylbenzene	105	17.531	17.547	(1.150)	908847	10.0000	12
82 1,3-Dichlorobenzene	146	17.943	17.964	(1.177)	697279	10.0000	11
83 1,4-Dichlorobenzene	146	18.060	18.077	(1.185)	695732	10.0000	11
88 1,2-Dichlorobenzene	146	18.547	18.569	(1.217)	663417	10.0000	11
90 1,2,4-Trichlorobenzene	180	20.939	20.965	(1.374)	491209	10.0000	11
91 Hexachlorobutadiene	225	21.099	21.131	(1.384)	637365	10.0000	13

QC Flag Legend

Q - Qualifier signal failed the ratio test.

Raw QC Data – TO-14A Volatile

Data File: /chem/F.i/Fsvr.p/fdbto15.b/fdb01pv.d

Date : 02-JUL-2009 21:40

Client ID: VBFB

Instrument: F.i

Sample Info: VBFB

Operator: pad

Column phase: RTX-624

Column diameter: 0.32

$ 1 bfb

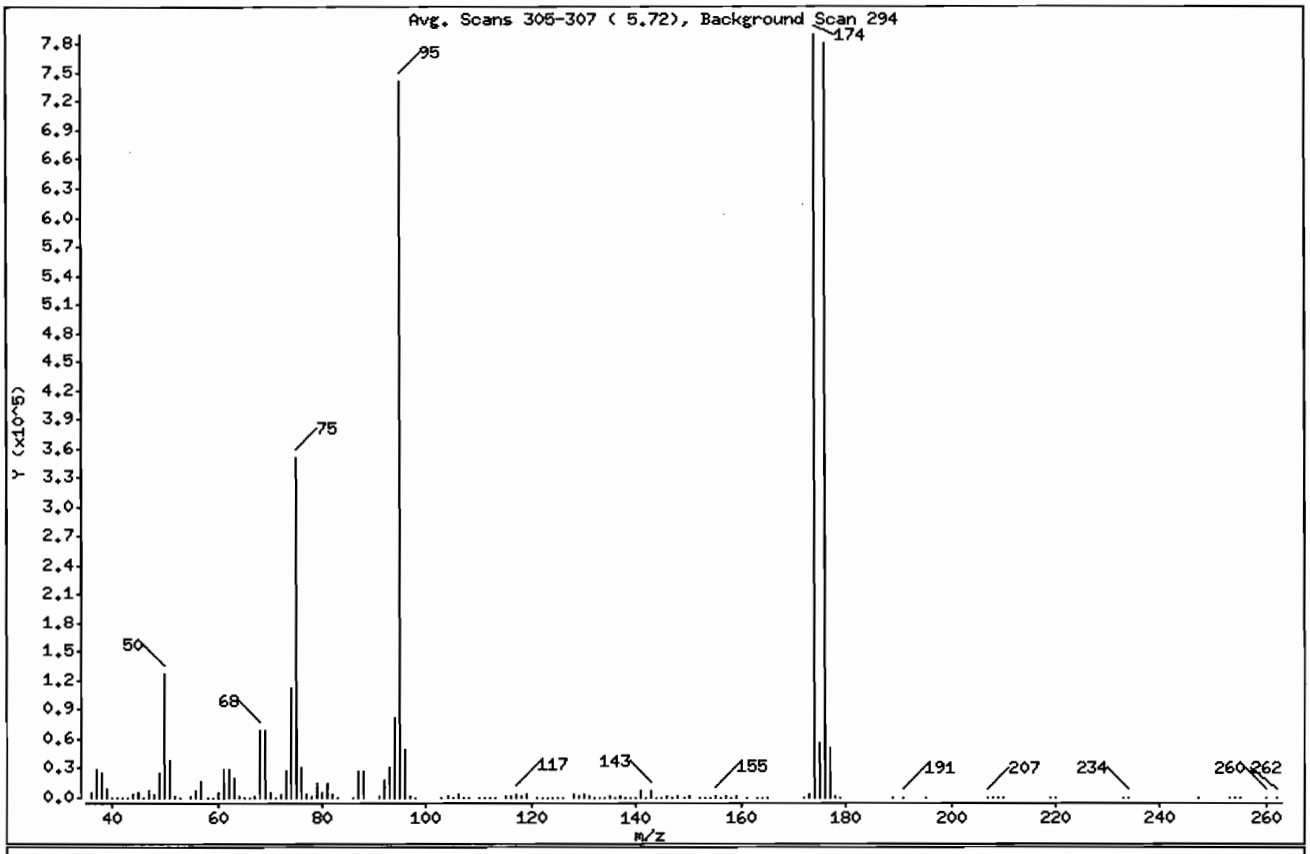

m/e	ION ABUNDANCE CRITERIA	% RELATIVE ABUNDANCE
95	Base Peak, 100% relative abundance	100.00
50	8.00 - 40.00% of mass 95	17.22
75	30.00 - 66.00% of mass 95	47.26
96	5.00 - 9.00% of mass 95	6.63
173	Less than 2.00% of mass 174	0.54 (0.50)
174	50.00 - 120.00% of mass 95	106.59
175	4.00 - 9.00% of mass 174	7.59 (7.12)
176	93.00 - 101.00% of mass 174	105.46 (98.94)
177	5.00 - 9.00% of mass 176	6.88 (6.52)

Data File: /chem/F.i/Fsvr.p/fdbto15.b/fdb01pv.d

Page 4

Date : 02-JUL-2009 21:40

Client ID: VBFB

Instrument: F.i

Sample Info: VBFB

Operator: pad

Column phase: RTX-624

Column diameter: 0.32

Data File: fdb01pv.d
Spectrum: Avg. Scans 305-307 (5.72), Background Scan 294
Location of Maximum: 174.00
Number of points: 139

m/z	Y	m/z	Y	m/z	Y	m/z	Y
36.00	5342	72.00	3360	117.00	3792	155.00	2209
37.00	28520	73.00	28120	118.00	2519	156.00	247
38.00	25520	74.00	113304	119.00	2940	157.00	1594
39.00	9655	75.00	350144	121.00	91	158.00	232
40.00	563	76.00	30232	122.00	252	159.00	1104
41.00	78	77.00	4047	123.00	266	161.00	861
42.00	93	78.00	2508	124.00	459	163.00	21
43.00	282	79.00	13749	125.00	263	164.00	311
44.00	3007	80.00	4746	126.00	474	165.00	26
45.00	5426	81.00	14250	128.00	2807	172.00	591
46.00	383	82.00	3195	129.00	1307	173.00	3978
47.00	6491	83.00	447	130.00	3036	174.00	789760
48.00	3218	86.00	695	131.00	1105	175.00	56208
49.00	24776	87.00	27424	132.00	192	176.00	781376
50.00	127592	88.00	26640	133.00	43	177.00	50944
51.00	38392	91.00	2176	134.00	165	178.00	1335
52.00	1456	92.00	18776	135.00	1488	179.00	156
53.00	175	93.00	30696	136.00	355	189.00	97
55.00	1530	94.00	81352	137.00	1352	191.00	422
56.00	8074	95.00	740928	138.00	74	195.00	153
57.00	16672	96.00	49096	139.00	337	207.00	479
58.00	754	97.00	1743	140.00	606	208.00	152
59.00	103	98.00	77	141.00	7031	209.00	195
60.00	6107	103.00	189	142.00	800	210.00	92
61.00	29664	104.00	2647	143.00	7266	219.00	130
62.00	28824	105.00	737	144.00	541	220.00	89
63.00	20712	106.00	2739	145.00	672	233.00	48
64.00	2192	107.00	668	146.00	1291	234.00	154
65.00	452	108.00	2	147.00	639	247.00	31
66.00	70	110.00	297	148.00	1740	253.00	209
67.00	1775	111.00	428	149.00	814	254.00	132
68.00	69392	112.00	318	150.00	1012	255.00	33
69.00	68688	113.00	437	152.00	437	260.00	324
70.00	4739	115.00	926	153.00	599	262.00	141
71.00	309	116.00	2180	154.00	551		

Data File: /chem/F.i/Fsvr.p/fdbto15.b/fdb01pv.d

Date : 02-JUL-2009 21:40

Client ID: VBFB

Instrument: F.i

Sample Info: VBFB

Operator: pad

Column phase: RTX-624

Column diameter: 0.32

Data File: fdb01pv.d
Spectrum: Avg. Scans 305-307 (5.72), Background Scan 294
Location of Maximum: 174.00
Number of points: 139

m/z	Y	m/z	Y	m/z	Y	m/z	Y

Data File: /chem/F.i/Fsvr.p/fdbto15.b/fdb01pv.d

Date : 02-JUL-2009 21:40

Client ID: VBFB

Instrument: F.i

Sample Info: VBFB

Operator: pad

Column phase: RTX-624

Column diameter: 0.32

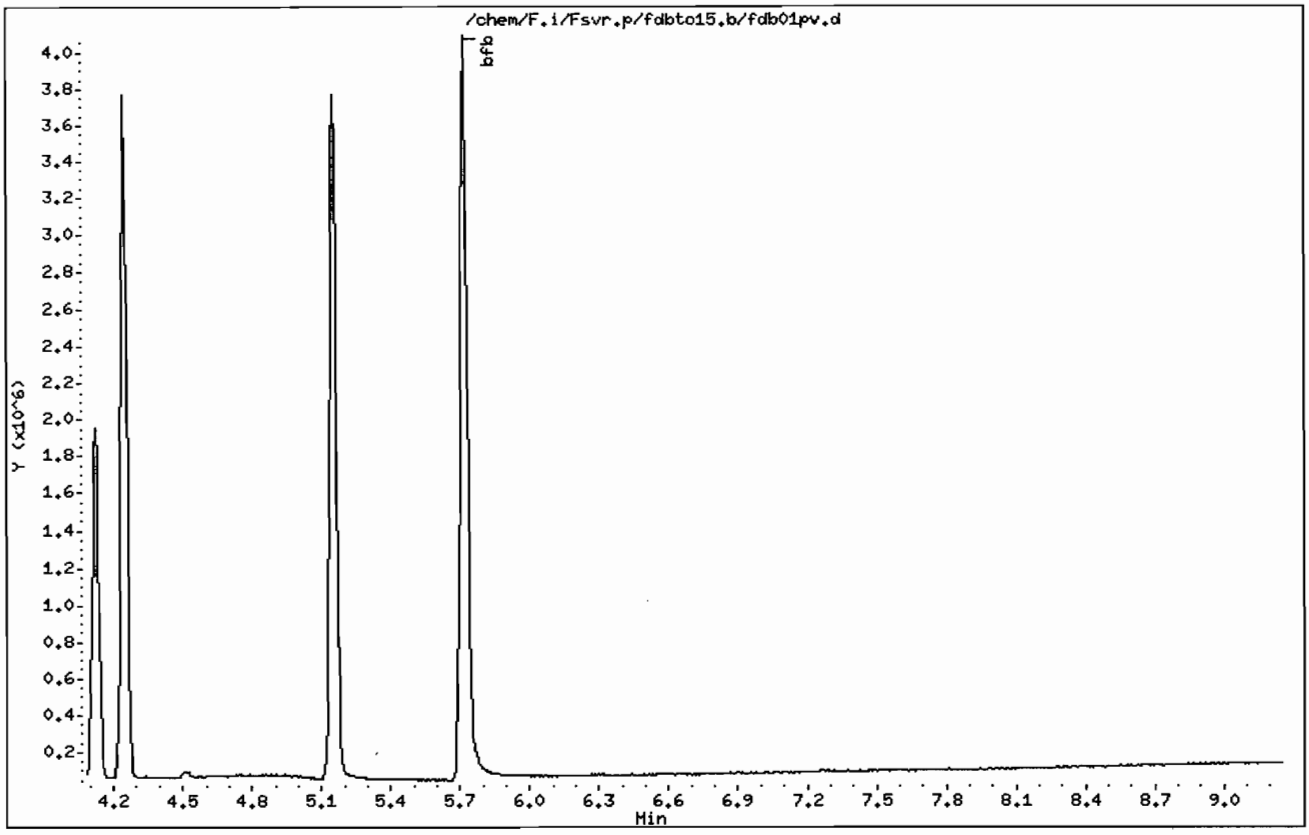

Data File: /chem/F.i/Fsvr.p/fdbzto15.b/fdb28pv.d

Date : 03-AUG-2009 09:25

Client ID: VBFB

Instrument: F.i

Sample Info: VBFB

Operator: wrd

Column phase: RTX-624

Column diameter: 0.32

$ 1 bfb

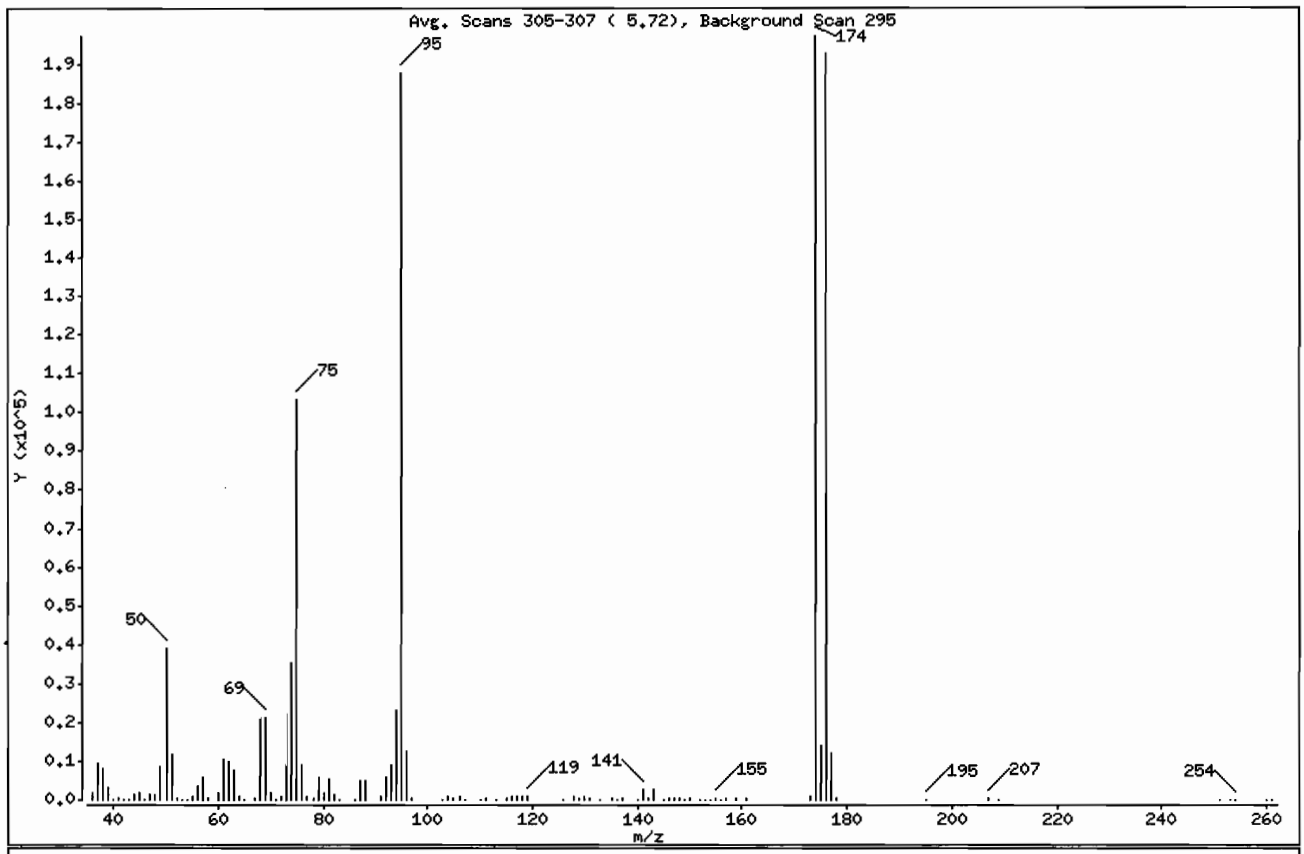

m/e	ION ABUNDANCE CRITERIA	% RELATIVE ABUNDANCE
95	Base Peak, 100% relative abundance	100.00
50	8.00 - 40.00% of mass 95	20.78
75	30.00 - 66.00% of mass 95	55.04
96	5.00 - 9.00% of mass 95	6.67
173	Less than 2.00% of mass 174	0.52 (0.49)
174	50.00 - 120.00% of mass 95	105.16
175	4.00 - 9.00% of mass 174	7.43 (7.07)
176	93.00 - 101.00% of mass 174	102.80 (97.76)
177	5.00 - 9.00% of mass 176	6.52 (6.34)

Data File: /chem/F.i/Fsvr.p/fdbzto15.b/fdb28pv.d

Date : 03-AUG-2009 09:25

Client ID: VBFB

Instrument: F.i

Sample Info: VBFB

Operator: wrd

Column phase: RTX-624

Column diameter: 0.32

Data File: fdb28pv.d
Spectrum: Avg. Scans 305-307 (5.72), Background Scan 295
Location of Maximum: 174.00
Number of points: 110

m/z	Y	m/z	Y	m/z	Y	m/z	Y
36.00	1923	65.00	81	103.00	73	147.00	230
37.00	9610	67.00	655	104.00	861	148.00	475
38.00	8382	68.00	20864	105.00	386	149.00	69
39.00	3128	69.00	21488	106.00	901	150.00	245
40.00	116	70.00	1722	107.00	217	152.00	73
41.00	283	71.00	72	110.00	84	153.00	172
42.00	152	72.00	1044	111.00	232	154.00	95
43.00	192	73.00	8555	113.00	142	155.00	483
44.00	1249	74.00	35480	115.00	254	156.00	68
45.00	1616	75.00	103176	116.00	833	157.00	476
46.00	68	76.00	8862	117.00	1042	159.00	385
47.00	1475	77.00	1070	118.00	1005	161.00	427
48.00	1256	78.00	270	119.00	1108	173.00	974
49.00	8782	79.00	5837	126.00	68	174.00	197120
50.00	38952	80.00	1879	128.00	803	175.00	13927
51.00	11697	81.00	5600	129.00	423	176.00	192704
52.00	431	82.00	1514	130.00	956	177.00	12221
53.00	68	83.00	189	131.00	366	178.00	373
54.00	149	86.00	226	133.00	116	195.00	96
55.00	800	87.00	5194	135.00	663	207.00	395
56.00	3413	88.00	5124	136.00	76	209.00	39
57.00	5742	91.00	940	137.00	473	251.00	101
58.00	291	92.00	5872	140.00	106	253.00	22
60.00	1873	93.00	9224	141.00	2902	254.00	158
61.00	10439	94.00	22952	142.00	449	260.00	21
62.00	10137	95.00	187456	143.00	2726	261.00	103
63.00	7783	96.00	12501	145.00	196		
64.00	707	97.00	344	146.00	343		

Data File: /chem/F.i/Fsvr.p/fdbzto15.b/fdb28pv.d

Date : 03-AUG-2009 09:25

Client ID: VBFB

Instrument: F.i

Sample Info: VBFB

Operator: wrd

Column phase: RTX-624

Column diameter: 0.32

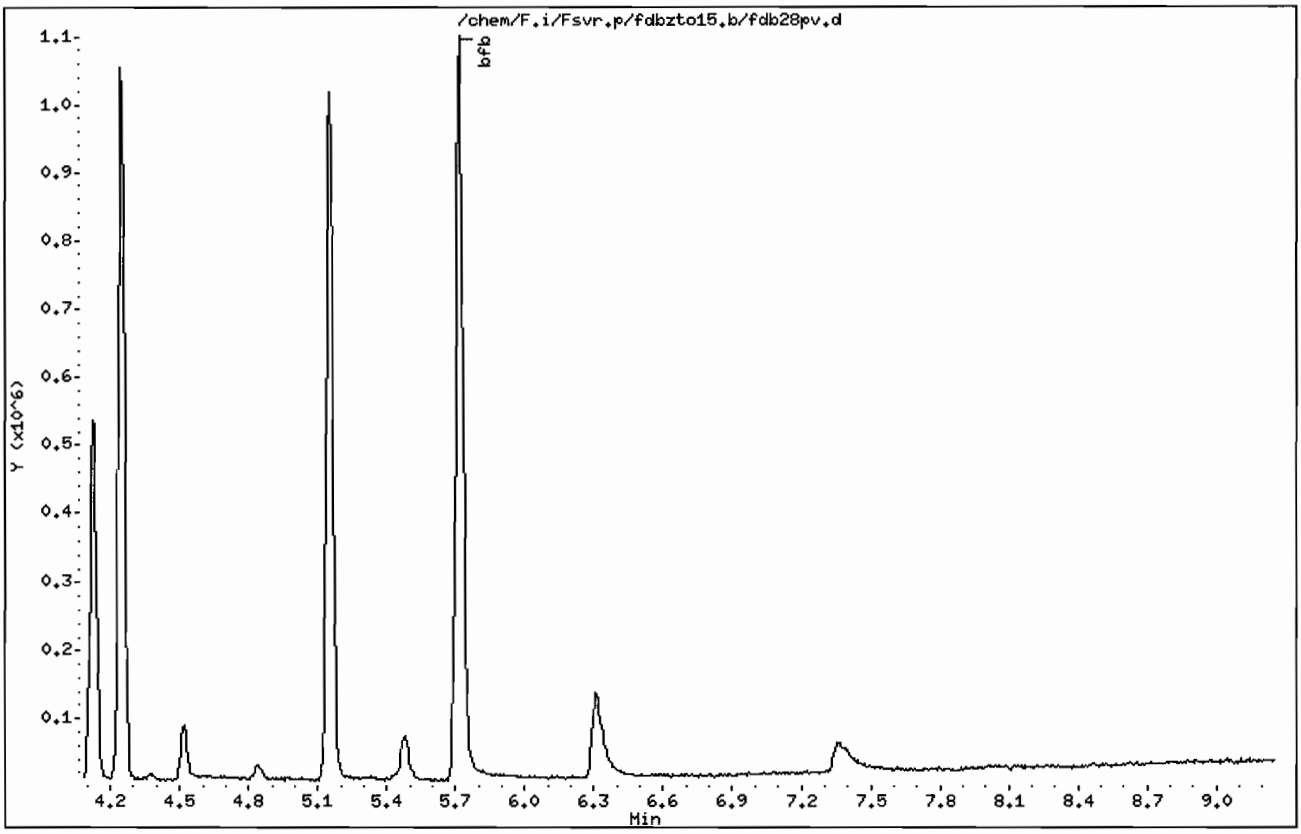

FORM 1
VOLATILE ORGANICS ANALYSIS DATA SHEET

CLIENT SAMPLE NO.

MBLK080309FA

Lab Name: TESTAMERICA BURLINGTON Contract: 29012

Lab Code: STLV Case No.: SCOTTAVI SAS No.: SDG No.: RSG0899

Matrix: (soil/water) AIR Lab Sample ID: MBLK080309FA

Sample wt/vol: 200.0 (g/mL) ML Lab File ID: FDBB01Z

Level: (low/med) LOW Date Received: _____

% Moisture: not dec. _____ Date Analyzed: 08/03/09

GC Column: RTX-624 ID: 0.32 (mm) Dilution Factor: 1.0

Soil Extract Volume:_____(uL) Soil Aliquot Volume: _____(uL)

CAS NO.	COMPOUND	CONCENTRATION UNITS: (ug/L or ug/Kg) PPBV	Q
75-71-8	Dichlorodifluoromethane	0.50	U
76-14-2	1,2-Dichlorotetrafluoroethan	0.20	U
74-87-3	Chloromethane	0.50	U
75-01-4	Vinyl Chloride	0.20	U
106-99-0	1,3-Butadiene	0.50	U
74-83-9	Bromomethane	0.20	U
75-00-3	Chloroethane	0.50	U
593-60-2	Bromoethene	0.20	U
75-69-4	Trichlorofluoromethane	0.20	U
76-13-1	Freon TF	0.20	U
75-35-4	1,1-Dichloroethene	0.20	U
75-15-0	Carbon Disulfide	0.50	U
107-05-1	3-Chloropropene	0.50	U
75-09-2	Methylene Chloride	0.50	U
156-60-5	trans-1,2-Dichloroethene	0.20	U
110-54-3	n-Hexane	0.50	U
75-34-3	1,1-Dichloroethane	0.20	U
156-59-2	cis-1,2-Dichloroethene	0.20	U
67-66-3	Chloroform	0.20	U
71-55-6	1,1,1-Trichloroethane	0.20	U
110-82-7	Cyclohexane	0.20	U
56-23-5	Carbon Tetrachloride	0.20	U
540-84-1	2,2,4-Trimethylpentane	0.20	U
71-43-2	Benzene	0.20	U
107-06-2	1,2-Dichloroethane	0.20	U
142-82-5	n-Heptane	0.20	U
79-01-6	Trichloroethene	0.20	U
78-87-5	1,2-Dichloropropane	0.20	U
75-27-4	Bromodichloromethane	0.20	U
10061-01-5	cis-1,3-Dichloropropene	0.20	U
108-88-3	Toluene	0.20	U
10061-02-6	trans-1,3-Dichloropropene	0.20	U
79-00-5	1,1,2-Trichloroethane	0.20	U

FORM I VOA

FORM 1
VOLATILE ORGANICS ANALYSIS DATA SHEET

CLIENT SAMPLE NO.

MBLK080309FA

Lab Name: TESTAMERICA BURLINGTON Contract: 29012

Lab Code: STLV Case No.: SCOTTAVI SAS No.: SDG No.: RSG0899

Matrix: (soil/water) AIR Lab Sample ID: MBLK080309FA

Sample wt/vol: 200.0 (g/mL) ML Lab File ID: FDBB01Z

Level: (low/med) LOW Date Received: _____

% Moisture: not dec. _____ Date Analyzed: 08/03/09

GC Column: RTX-624 ID: 0.32 (mm) Dilution Factor: 1.0

Soil Extract Volume:_____(uL) Soil Aliquot Volume: _____(uL)

CAS NO.	COMPOUND	CONCENTRATION UNITS: (ug/L or ug/Kg) PPBV	Q
127-18-4	Tetrachloroethene	0.20	U
124-48-1	Dibromochloromethane	0.20	U
106-93-4	1,2-Dibromoethane	0.20	U
108-90-7	Chlorobenzene	0.20	U
100-41-4	Ethylbenzene	0.20	U
1330-20-7	Xylene (m,p)	0.50	U
95-47-6	Xylene (o)	0.20	U
100-42-5	Styrene	0.20	U
75-25-2	Bromoform	0.20	U
79-34-5	1,1,2,2-Tetrachloroethane	0.20	U
622-96-8	4-Ethyltoluene	0.20	U
108-67-8	1,3,5-Trimethylbenzene	0.20	U
95-49-8	2-Chlorotoluene	0.20	U
95-63-6	1,2,4-Trimethylbenzene	0.20	U
541-73-1	1,3-Dichlorobenzene	0.20	U
106-46-7	1,4-Dichlorobenzene	0.20	U
95-50-1	1,2-Dichlorobenzene	0.20	U
120-82-1	1,2,4-Trichlorobenzene	0.50	U
87-68-3	Hexachlorobutadiene	0.20	U

FORM I VOA

Data File: /chem/F.i/Fsvr.p/fdbzto15.b/fdbb01z.d
Date : 03-AUG-2009 13:16
Client ID: MBLK080309FA
Sample Info:
Purge Volume: 200.0
Column phase: RTX-624

Page 3

Instrument: F.i
Operator: wrd
Column diameter: 0.32

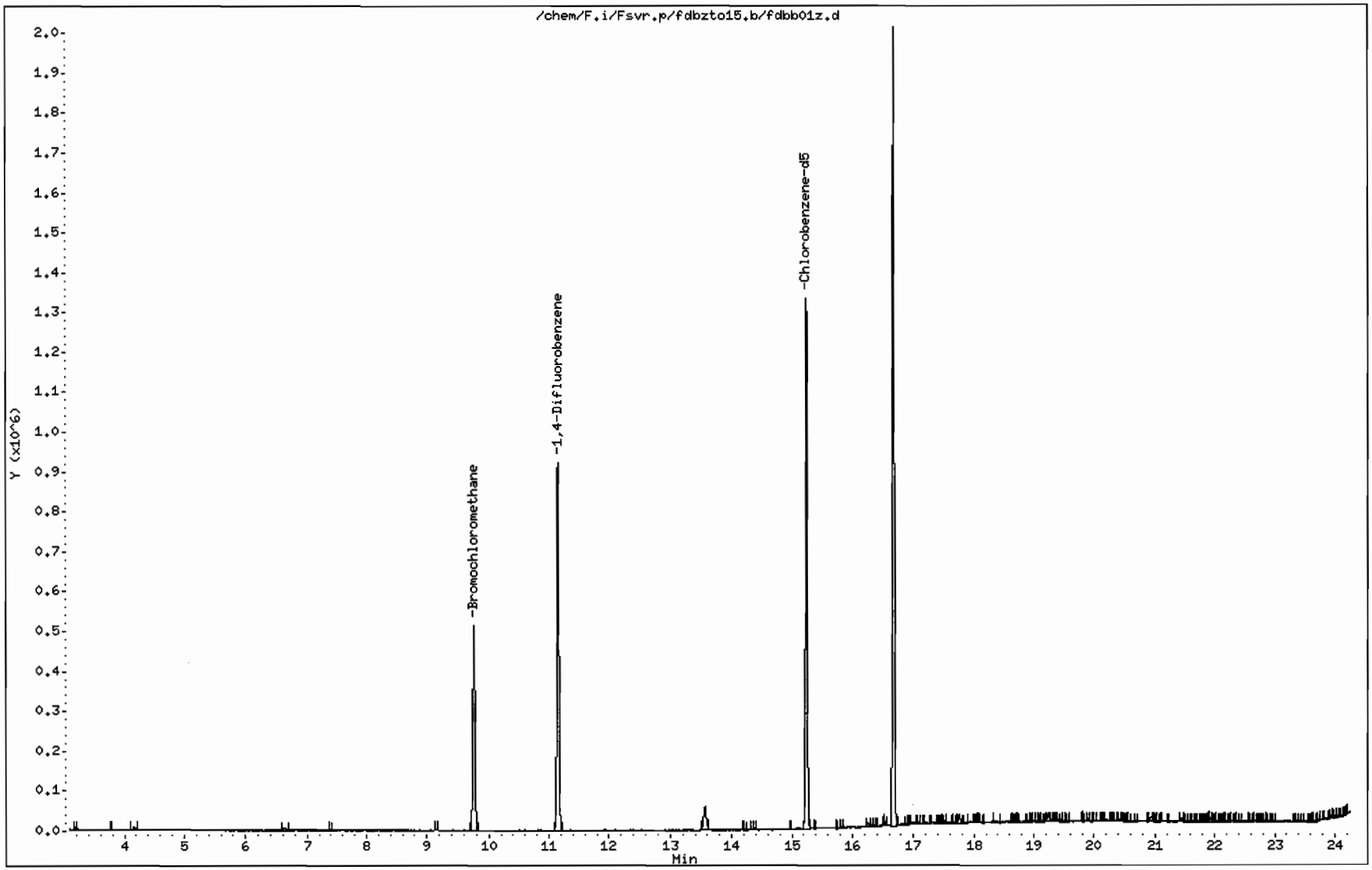

TestAmerica Burlington

AIR TOXICS QUANTITATION REPORT

Data file : /chem/F.i/Fsvr.p/fdbzto15.b/fdbb01z.d
Lab Smp Id: MBLK080309FA Client Smp ID: MBLK080309FA
Inj Date : 03-AUG-2009 13:16
Operator : wrd Inst ID: F.i
Smp Info :
Misc Info : IBLK;080309FA;1;200
Comment :
Method : /chem/F.i/Fsvr.p/fdbzto15.b/sto15.m
Meth Date : 04-Aug-2009 22:27 sv Quant Type: ISTD
Cal Date : 03-JUL-2009 04:19 Cal File: fdb40v.d
Als bottle: 3 QC Sample: BLANK
Dil Factor: 1.00000
Integrator: HP RTE Compound Sublist: TO14trans.sub
Target Version: 3.50
Processing Host: chemsvr6

Concentration Formula: Amt * DF * Uf*(Vo/Vo) * CpndVariable

Name	Value	Description
DF	1.00000	Dilution Factor
Uf	1.00000	ng unit correction factor
Vo	200.00000	Sample Volume purged (mL)

Cpnd Variable Local Compound Variable

Compounds	QUANT SIG MASS	RT	EXP RT	REL RT	RESPONSE	CONCENTRATIONS ON-COLUMN (ppbv)	FINAL (ppbv)
1 Dichlorodifluoromethane	85	Compound Not Detected.					
3 1,2-Dichlorotetrafluoroethane	85	Compound Not Detected.					
4 Chloromethane	50	Compound Not Detected.					
6 Vinyl Chloride	62	Compound Not Detected.					
7 1,3-Butadiene	54	Compound Not Detected.					
9 Bromomethane	94	Compound Not Detected.					
10 Chloroethane	64	Compound Not Detected.					
12 Bromoethene	106	Compound Not Detected.					
13 Trichlorofluoromethane	101	Compound Not Detected.					
17 Freon TF	101	Compound Not Detected.					
18 1,1-Dichloroethene	96	Compound Not Detected.					
21 Carbon Disulfide	76	Compound Not Detected.					
22 3-Chloropropene	41	Compound Not Detected.					
24 Methylene Chloride	49	Compound Not Detected.					
27 trans-1,2-Dichloroethene	61	Compound Not Detected.					

Compounds	QUANT SIG MASS	RT	EXP RT	REL RT	RESPONSE	CONCENTRATIONS ON-COLUMN (ppbv)	FINAL (ppbv)
28 n-Hexane	57	Compound Not Detected.					
29 1,1-Dichloroethane	63	Compound Not Detected.					
31 cis-1,2-Dichloroethene	96	Compound Not Detected.					
* 32 Bromochloromethane	128	9.758	9.779	(1.000)	195038	10.0000	
34 Chloroform	83	Compound Not Detected.					
35 1,1,1-Trichloroethane	97	Compound Not Detected.					
36 Cyclohexane	84	Compound Not Detected.					
37 Carbon Tetrachloride	117	Compound Not Detected.					
38 2,2,4-Trimethylpentane	57	Compound Not Detected.					
39 Benzene	78	Compound Not Detected.					
41 1,2-Dichloroethane	62	Compound Not Detected.					
42 n-Heptane	43	Compound Not Detected.					
* 43 1,4-Difluorobenzene	114	11.149	11.170	(1.000)	994319	10.0000	
45 Trichloroethene	95	Compound Not Detected.					
47 1,2-Dichloropropane	63	Compound Not Detected.					
50 Bromodichloromethane	83	Compound Not Detected.					
51 cis-1,3-Dichloropropene	75	Compound Not Detected.					
54 Toluene	92	Compound Not Detected.					
55 trans-1,3-Dichloropropene	75	Compound Not Detected.					
56 1,1,2-Trichloroethane	83	Compound Not Detected.					
57 Tetrachloroethene	166	Compound Not Detected.					
59 Dibromochloromethane	129	Compound Not Detected.					
60 1,2-Dibromoethane	107	Compound Not Detected.					
* 61 Chlorobenzene-d5	117	15.241	15.263	(1.000)	921373	10.0000	
62 Chlorobenzene	112	Compound Not Detected.					
63 Ethylbenzene	91	Compound Not Detected.					
64 Xylene (m,p)	106	Compound Not Detected.					
65 Xylene (o)	106	Compound Not Detected.					
66 Styrene	104	Compound Not Detected.					
67 Bromoform	173	Compound Not Detected.					
69 1,1,2,2-Tetrachloroethane	83	Compound Not Detected.					
74 4-Ethyltoluene	105	Compound Not Detected.					
75 1,3,5-Trimethylbenzene	105	Compound Not Detected.					
76 2-Chlorotoluene	91	Compound Not Detected.					
79 1,2,4-Trimethylbenzene	105	Compound Not Detected.					
82 1,3-Dichlorobenzene	146	Compound Not Detected.					
83 1,4-Dichlorobenzene	146	Compound Not Detected.					
88 1,2-Dichlorobenzene	146	Compound Not Detected.					
90 1,2,4-Trichlorobenzene	180	Compound Not Detected.					
91 Hexachlorobutadiene	225	Compound Not Detected.					

FORM 1
VOLATILE ORGANICS ANALYSIS DATA SHEET

CLIENT SAMPLE NO.

FA080309LCS

Lab Name: TESTAMERICA BURLINGTON Contract: 29012

Lab Code: STLV Case No.: SCOTTAVI SAS No.: SDG No.: RSG0899

Matrix: (soil/water) AIR Lab Sample ID: FA080309LCS

Sample wt/vol: 200.0 (g/mL) ML Lab File ID: FDB10ZQ

Level: (low/med) LOW Date Received: _____

% Moisture: not dec. _____ Date Analyzed: 08/03/09

GC Column: RTX-624 ID: 0.32 (mm) Dilution Factor: 1.0

Soil Extract Volume:_____(uL) Soil Aliquot Volume: _____(uL)

CAS NO.	COMPOUND	CONCENTRATION UNITS: (ug/L or ug/Kg) PPBV	Q
75-71-8	Dichlorodifluoromethane	9.4	
76-14-2	1,2-Dichlorotetrafluoroethan	13	
74-87-3	Chloromethane	11	
75-01-4	Vinyl Chloride	11	
106-99-0	1,3-Butadiene	11	
74-83-9	Bromomethane	9.5	
75-00-3	Chloroethane	9.5	
593-60-2	Bromoethene	9.9	
75-69-4	Trichlorofluoromethane	12	
76-13-1	Freon TF	12	
75-35-4	1,1-Dichloroethene	11	
75-15-0	Carbon Disulfide	9.9	
107-05-1	3-Chloropropene	10	
75-09-2	Methylene Chloride	11	
156-60-5	trans-1,2-Dichloroethene	11	
110-54-3	n-Hexane	10	
75-34-3	1,1-Dichloroethane	11	
156-59-2	cis-1,2-Dichloroethene	11	
67-66-3	Chloroform	12	
71-55-6	1,1,1-Trichloroethane	12	
110-82-7	Cyclohexane	11	
56-23-5	Carbon Tetrachloride	13	
540-84-1	2,2,4-Trimethylpentane	10	
71-43-2	Benzene	10	
107-06-2	1,2-Dichloroethane	13	
142-82-5	n-Heptane	10	
79-01-6	Trichloroethene	11	
78-87-5	1,2-Dichloropropane	10	
75-27-4	Bromodichloromethane	12	
10061-01-5	cis-1,3-Dichloropropene	11	
108-88-3	Toluene	10	
10061-02-6	trans-1,3-Dichloropropene	12	
79-00-5	1,1,2-Trichloroethane	10	

FORM I VOA

FORM 1
VOLATILE ORGANICS ANALYSIS DATA SHEET

CLIENT SAMPLE NO.

FA080309LCS

Lab Name: TESTAMERICA BURLINGTON Contract: 29012

Lab Code: STLV Case No.: SCOTTAVI SAS No.: SDG No.: RSG0899

Matrix: (soil/water) AIR Lab Sample ID: FA080309LCS

Sample wt/vol: 200.0 (g/mL) ML Lab File ID: FDB10ZQ

Level: (low/med) LOW Date Received: _____

% Moisture: not dec. _____ Date Analyzed: 08/03/09

GC Column: RTX-624 ID: 0.32 (mm) Dilution Factor: 1.0

Soil Extract Volume:_____(uL) Soil Aliquot Volume: _____(uL)

CAS NO.	COMPOUND	CONCENTRATION UNITS: (ug/L or ug/Kg) PPBV	Q
127-18-4	Tetrachloroethene	11	
124-48-1	Dibromochloromethane	12	
106-93-4	1,2-Dibromoethane	11	
108-90-7	Chlorobenzene	11	
100-41-4	Ethylbenzene	11	
1330-20-7	Xylene (m,p)	22	
95-47-6	Xylene (o)	11	
100-42-5	Styrene	11	
75-25-2	Bromoform	13	
79-34-5	1,1,2,2-Tetrachloroethane	10	
622-96-8	4-Ethyltoluene	12	
108-67-8	1,3,5-Trimethylbenzene	12	
95-49-8	2-Chlorotoluene	12	
95-63-6	1,2,4-Trimethylbenzene	12	
541-73-1	1,3-Dichlorobenzene	11	
106-46-7	1,4-Dichlorobenzene	11	
95-50-1	1,2-Dichlorobenzene	11	
120-82-1	1,2,4-Trichlorobenzene	13	
87-68-3	Hexachlorobutadiene	13	

FORM I VOA

Data File: /chem/F.i/Fsvr.p/fdbzto15.b/fdb10zq.d
Date : 03-AUG-2009 12:27
Client ID: FA080309LCS
Sample Info:
Purge Volume: 200.0
Column phase: RTX-624

Page 3

Instrument: F.i
Operator: wrd
Column diameter: 0.32

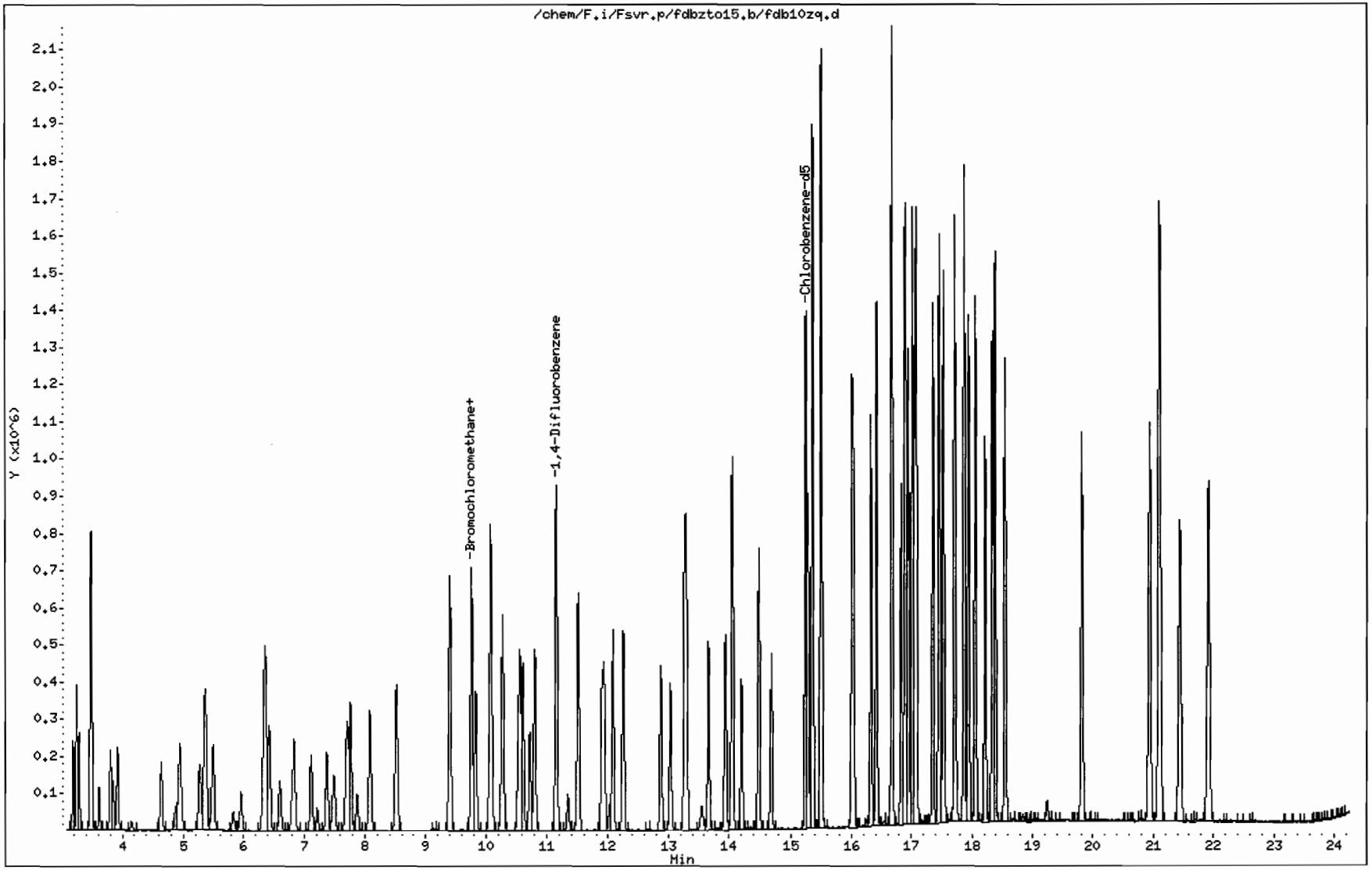

TestAmerica Burlington

AIR TOXICS QUANTITATION REPORT

Data file : /chem/F.i/Fsvr.p/fdbzto15.b/fdb10zq.d
Lab Smp Id: FA080309LCS Client Smp ID: FA080309LCS
Inj Date : 03-AUG-2009 12:27
Operator : wrd Inst ID: F.i
Smp Info :
Misc Info : FA080309LCS;080309FA;1;200
Comment :
Method : /chem/F.i/Fsvr.p/fdbzto15.b/sto15.m
Meth Date : 04-Aug-2009 22:27 sv Quant Type: ISTD
Cal Date : 03-JUL-2009 04:19 Cal File: fdb40v.d
Als bottle: 2 QC Sample: LCS
Dil Factor: 1.00000
Integrator: HP RTE Compound Sublist: TO14trans.sub
Target Version: 3.50
Processing Host: chemsvr6

Concentration Formula: Amt * DF * Uf*(Vo/Vo) * CpndVariable

Name	Value	Description
DF	1.00000	Dilution Factor
Uf	1.00000	ng unit correction factor
Vo	200.00000	Sample Volume purged (mL)

Cpnd Variable Local Compound Variable

Compounds	QUANT SIG MASS	RT	EXP RT	REL RT	RESPONSE	CONCENTRATIONS ON-COLUMN (ppbv)	FINAL (ppbv)
1 Dichlorodifluoromethane	85	3.242	3.242	(0.332)	367818	9.36834	9.4
3 1,2-Dichlorotetrafluoroethane	85	3.477	3.477	(0.356)	530857	12.8655	13
4 Chloromethane	50	3.616	3.616	(0.370)	123601	11.1209	11
6 Vinyl Chloride	62	3.846	3.852	(0.394)	158213	10.9357	11
7 1,3-Butadiene	54	3.921	3.927	(0.402)	115614	10.9406	11
9 Bromomethane	94	4.638	4.644	(0.475)	157868	9.51810	9.5
10 Chloroethane	64	4.868	4.879	(0.499)	75084	9.47219	9.5
12 Bromoethene	106	5.269	5.275	(0.540)	173789	9.92806	9.9
13 Trichlorofluoromethane	101	5.360	5.366	(0.549)	579343	12.3309	12
17 Freon TF	101	6.361	6.366	(0.652)	357081	11.6924	12
18 1,1-Dichloroethene	96	6.430	6.441	(0.659)	158133	10.8253	11
21 Carbon Disulfide	76	6.842	6.853	(0.701)	411991	9.85158	9.9
22 3-Chloropropene	41	7.120	7.136	(0.729)	160918	10.1436	10
24 Methylene Chloride	49	7.377	7.393	(0.756)	155118	10.6646	11
27 trans-1,2-Dichloroethene	61	7.768	7.778	(0.796)	230051	10.8186	11

Compounds	QUANT SIG MASS	RT	EXP RT	REL RT	RESPONSE	CONCENTRATIONS ON-COLUMN (ppbv)	FINAL (ppbv)
28 n-Hexane	57	8.078	8.089	(0.827)	212755	10.0257	10
29 1,1-Dichloroethane	63	8.506	8.522	(0.871)	276066	10.7075	11
31 cis-1,2-Dichloroethene	96	9.399	9.415	(0.963)	178438	10.8319	11
* 32 Bromochloromethane	128	9.763	9.779	(1.000)	203283	10.0000	
34 Chloroform	83	9.833	9.849	(1.007)	381937	11.6691	12
35 1,1,1-Trichloroethane	97	10.084	10.100	(0.904)	464082	12.4426	12
36 Cyclohexane	84	10.079	10.095	(0.904)	226819	10.7142	11
37 Carbon Tetrachloride	117	10.277	10.293	(0.921)	535116	12.7618	13
38 2,2,4-Trimethylpentane	57	10.555	10.571	(0.946)	674268	10.4590	10
39 Benzene	78	10.608	10.624	(0.951)	479042	10.2294	10
41 1,2-Dichloroethane	62	10.721	10.742	(0.961)	290347	12.6748	13
42 n-Heptane	43	10.801	10.817	(0.968)	245233	10.1820	10
* 43 1,4-Difluorobenzene	114	11.154	11.170	(1.000)	995341	10.0000	
45 Trichloroethene	95	11.507	11.523	(1.032)	248268	11.2945	11
47 1,2-Dichloropropane	63	11.892	11.914	(1.066)	153167	10.0620	10(Q)
50 Bromodichloromethane	83	12.245	12.267	(1.098)	444507	12.4359	12
51 cis-1,3-Dichloropropene	75	12.871	12.893	(1.154)	287879	10.9754	11
54 Toluene	92	13.299	13.315	(0.872)	387060	10.3583	10
55 trans-1,3-Dichloropropene	75	13.668	13.690	(1.225)	332630	11.5194	12
56 1,1,2-Trichloroethane	83	13.941	13.963	(0.914)	163947	9.96217	10
57 Tetrachloroethene	166	14.059	14.075	(0.922)	442359	10.7631	11
59 Dibromochloromethane	129	14.487	14.508	(0.950)	514726	12.4340	12
60 1,2-Dibromoethane	107	14.690	14.712	(0.964)	371835	10.9371	11
* 61 Chlorobenzene-d5	117	15.246	15.263	(1.000)	954305	10.0000	
62 Chlorobenzene	112	15.284	15.300	(1.002)	575005	10.5691	11
63 Ethylbenzene	91	15.348	15.364	(1.007)	920715	11.2235	11
64 Xylene (m,p)	106	15.498	15.514	(1.016)	736647	21.9234	22
65 Xylene (o)	106	16.006	16.022	(1.050)	352881	10.8985	11
66 Styrene	104	16.033	16.049	(1.052)	570755	11.4701	11
67 Bromoform	173	16.322	16.338	(1.071)	604464	13.0686	13(R)
69 1,1,2,2-Tetrachloroethane	83	16.830	16.846	(1.104)	440448	10.4227	10
74 4-Ethyltoluene	105	17.017	17.033	(1.116)	1179105	11.8300	12
75 1,3,5-Trimethylbenzene	105	17.081	17.098	(1.120)	959747	11.5683	12
76 2-Chlorotoluene	91	17.055	17.071	(1.119)	947359	12.2840	12
79 1,2,4-Trimethylbenzene	105	17.531	17.547	(1.150)	952759	11.6028	12
82 1,3-Dichlorobenzene	146	17.948	17.964	(1.177)	736287	11.2557	11
83 1,4-Dichlorobenzene	146	18.060	18.077	(1.185)	739106	11.1552	11
88 1,2-Dichlorobenzene	146	18.547	18.569	(1.216)	690496	11.2183	11
90 1,2,4-Trichlorobenzene	180	20.939	20.965	(1.373)	627109	12.9696	13
91 Hexachlorobutadiene	225	21.104	21.131	(1.384)	694467	13.2824	13(R)

QC Flag Legend

Q - Qualifier signal failed the ratio test.
R - Spike/Surrogate failed recovery limits.

Sample Preparation – TO-14A Volatile

SUBCONTRACT ORDER

TestAmerica Buffalo

RSG0899

SENDING LABORATORY:

TestAmerica Buffalo
10 Hazelwood Drive
Amherst, NY 14228
Phone: 716-691-2600
Fax: 716-691-7991
Project Manager: Brian Fischer

RECEIVING LABORATORY:

TestAmerica Burlington
30 Community Drive; Suite 11
S. Burlington, VT 05403
Phone :(802) 655-1203
Fax: (802) 655-1248

Analysis	Due	Expires	Laboratory ID	Comments
Sample ID: RSG0899-01	**Air**	**Sampled: 07/21/09 14:26**		**PDF and EDD in 5/6-SH**
SUB - TO15	08/03/09 12:00	07/28/09 14:26		
Containers Supplied:				
Sample ID: RSG0899-02	**Air**	**Sampled: 07/21/09 14:31**		
SUB - TO15	08/03/09 12:00	07/28/09 14:31		
Containers Supplied:				

Released By	Date	Received By	Date
Released By	Date	Received By	Date

Page 1 of 1

TestAmerica Burlington
30 Community Drive
Suite 11
South Burlington, VT 05403
phone 802-660-1990 fax 802-660-1919

Canister Samples Chain of Custody Record

TestAmerica Analytical Testing Corp. assumes no liability with respect to the collection and shipment of these samples.

Client Contact Information
Company: AECOM
Address: 100 Corporate Pkwy
City/State/Zip: Amherst, NY 14226
Phone: 716-836-4506
FAX: 716-834 8785
Project Name: Scott Aviation 3009
Site: Scott Aviation, Lancaster, NY
PO #

Project Manager: Tim Renn
Phone: 864-234-3053
Email: timothy.renn@aecom.com
dino.zuck@aecom.com
Site Contact: Dino Zuck 716 866 8222
TA Contact: Brian Fisher

Analysis Turnaround Time
Standard (Specify) STD
Rush (Specify)

Samples Collected By:

1 of 1 COCs

Sample Identification	Sample Date(s)	Time Start	Time Stop	Canister Vacuum In Field, "Hg (Start)	Canister Vacuum in Field, "Hg (Stop)	Flow Controller ID	Canister ID	TO-15	TO-14A	EPA 3C	EPA 25C	ASTM D-1946	Other (Please specify in notes section)	Sample Type	Indoor Air	Ambient Air	Soil Gas	Landfill Gas	Other (Please specify in notes section)
AS effluent	7/21/09	14:25	14:26				2888	X											
LRP effluent	7/21/09	14:30	14:31				3313	X											

	Temperature (Fahrenheit)	
	Interior	Ambient
Start		
Stop		

	Pressure (Inches of Hg)	
	Interior	Ambient
Start		
Stop		

Special Instructions/QC Requirements & Comments:

Samples Shipped by:	Date/Time: 7/23/09 1700	Samples Received by:	LAB: TA 07/24/09 0945
Samples Relinquished by:	Date/Time: 7/21/09 14:35	Received by: Tamara Reby	
Relinquished by: Tamara Reby	Date/Time: 7/22/09 17:50	Received by: Date 1730	

Opened by: Condition:

Post-Sampling Air Canister Pressure Check Record

Client ID	SDG	ETR	Date	Time (Military)	Lab BP ("Hg)	Lab Temp (°C)	Pressure Gague ID's	Analyst
STLNYB	RSG0899	132794	7-24-09	1626	29.5	21	G4	JL

Sampling Information and Return Equipment Check	Yes	No	Comments
(1) Is a Field Test Data Sheet (FTDS) or similar sampling documentation present?	✓		
(2) Is the flow controller ID used for each canister recorded?		✓	NA
(3) Is visible sign of damage to canister and/or flow controller (FC) present?		✓	

If damage observed, list equipment IDs and describe condition:

Post-Sampling Return Pressure Check

Lab ID	Canister ID	Pressure[1] ("Hg)	Anomaly[2] (Y/N)	FC ID[3]	FC Return (Y/N)	Can Cert Batch ID	Comments
801474	2888	0.0	N	NA	NA	2546 GDNJ	
801475	3313	-10.0	N	NA	NA	2546 GDNJ	

JL 7-24-2009

[1] Criteria: Return Pressure should be between -1 and -10 ("Hg)

[2] If return pressure is not within criteria, initiate anomaly report.

[3] Record the ID of the FC used for sampling if information is provided, otherwise leave blank.

SUMMA Canister Dilution Spreadsheet

Client: STLNYB
ETR: 132794

Page: 1 of 1
Analyst: WRD
Date: 08/03/09

Lab ID	Preadjusted Pressure ("Hg)	=	Preadjusted Pressure (atm)	Preadjusted Volume (L)	Adjusted Pressure (psig)	=	Adjusted Pressure (atm)	Adjusted Volume (L)	Dilution factor
801475a	-10.4	=	0.65	3.91	39.7	=	3.70	22.20	5.67
801475b	0	=	1.00	6.00	40.2	=	3.73	22.41	3.73
801475c	0	=	1.00	6.00	40.8	=	3.78	22.65	3.78
		=	1.00	6.00		=	1.00	6.00	1.00
		=	1.00	6.00		=	1.00	6.00	1.00
		=	1.00	6.00		=	1.00	6.00	1.00
		=	1.00	6.00		=	1.00	6.00	1.00
		=	1.00	6.00		=	1.00	6.00	1.00
		=	1.00	6.00		=	1.00	6.00	1.00
		=	1.00	6.00		=	1.00	6.00	1.00
		=	1.00	6.00		=	1.00	6.00	1.00
		=	1.00	6.00		=	1.00	6.00	1.00
		=	1.00	6.00		=	1.00	6.00	1.00
		=	1.00	6.00		=	1.00	6.00	1.00
		=	1.00	6.00		=	1.00	6.00	1.00
		=	1.00	6.00		=	1.00	6.00	1.00
		=	1.00	6.00		=	1.00	6.00	1.00
		=	1.00	6.00		=	1.00	6.00	1.00
		=	1.00	6.00		=	1.00	6.00	1.00
		=	1.00	6.00		=	1.00	6.00	1.00
		=	1.00	6.00		=	1.00	6.00	1.00
		=	1.00	6.00		=	1.00	6.00	1.00

79.9

CALCULATION:

$$\frac{\text{Preadjusted Pressure("Hg)} + 29.92\text{" Hg}}{29.92\text{" Hg}} \times 6\text{L} = \text{Preadjusted Volume (L)}$$

$$\frac{\text{Preadjusted Pressure(psig)} + 14.7\text{psig}}{14.7\text{psig}} \times 6\text{L} = \text{Preadjusted Volume (L)}$$

$$\frac{\text{Adjusted Volume (L)}}{\text{Preadjusted Volume (L)}} = \text{Dilution Factor}$$

Where:
29.92 "Hg = Standard atmospheric pressure in inches of Mercury ("Hg).
14.7 psig = Standard atmospheric pressure in pounds per square inch gauge (psig).
6 L = Volume of SUMMA canister at atmospheric pressure.

Date / Time Printed: 8/3/2009 3:43 PM

TestAmerica Burlington - Manual Integration Summary
SDG: RSG0899 Fraction: Volatile

Lab Sample ID	Client Sample ID / Peak RT	Sample Type / Compound	Inst.	Column	Analysis Date / Manual Integration Flag	Filename	Analyst Date-Time	Sign-Off
ASTD0005	ASTD0005	INIT. CALIB.	F	RTX-624	03-JUL-2009 00:06	FDB005V		
	17.076	2-Chlorotoluene			MI1 - Poor automated baseline		sv 07/08/09 20:58	
ASTD015	ASTD015	INIT. CALIB.	F	RTX-624	03-JUL-2009 02:38	FDB15V		
	17.071	2-Chlorotoluene			MI1 - Poor automated baseline		sv 07/08/09 21:00	
ASTD020	ASTD020	INIT. CALIB.	F	RTX-624	03-JUL-2009 03:28	FDB20V		SV 08/04/09
	17.076	2-Chlorotoluene			MI1 - Poor automated baseline		sv 07/08/09 21:08	
801474	RSG0899-01	SAMPLE	F	RTX-624	03-AUG-2009 17:37	801474D		
	10.079	1,1,1-Trichloroethane			MI2 - Peak missed		sv 08/04/09 22:14	SV 08/04/09
801475	RSG0899-02	SAMPLE	F	RTX-624	04-AUG-2009 06:06	801475D2		
	6.436	1,1-Dichloroethene			MI1 - Poor automated baseline		njr 08/04/09 07:43	NJK 08/05/09
	10.073	1,1,1-Trichloroethane			MI2 - Peak missed		njr 08/04/09 07:44	

Summary Generated: sv 08/04/2009 22:47 Secondary Review(1): SV | 08/04/09 Secondary Review(2): JPO | 08/04/09 Page 1

TestAmerica Burlington - Manual Integration Summary
SDG: RSG0899 Fraction: Volatile

Lab Sample ID	Client Sample ID	Sample Type	Inst.	Column	Analysis Date	Filename		
	Peak RT	Compound			Manual Integration Flag		Analyst Date-Time	Sign-Off
ASTD0005	ASTD0005	INIT. CALIB.	F	RTX-624	03-JUL-2009 00:06	FDB005V		
	17.076	2-Chlorotoluene			MI1 - Poor automated baseline		sv 07/08/09 20:58	
ASTD015	ASTD015	INIT. CALIB.	F	RTX-624	03-JUL-2009 02:38	FDB15V		
	17.071	2-Chlorotoluene			MI1 - Poor automated baseline		sv 07/08/09 21:00	
ASTD020	ASTD020	INIT. CALIB.	F	RTX-624	03-JUL-2009 03:28	FDB20V		SV 08/04/09
	17.076	2-Chlorotoluene			MI1 - Poor automated baseline		sv 07/08/09 21:08	
801474	RSG0899-01	SAMPLE	F	RTX-624	03-AUG-2009 17:37	801474D		
	10.079	1,1,1-Trichloroethane			MI2 - Peak missed		sv 08/04/09 22:14	SV 08/04/09
801475	RSG0899-02	SAMPLE	F	RTX-624	04-AUG-2009 06:06	801475D2		
	6.436	1,1-Dichloroethene			MI1 - Poor automated baseline		njr 08/04/09 07:43	NJK 08/05/09
	10.073	1,1,1-Trichloroethane			MI2 - Peak missed		njr 08/04/09 07:44	

Summary Generated: sv 08/04/2009 22:47 Secondary Review(1): SV | 08/04/09 Secondary Review(2): JPO | 08/04/09 Page 1

GC/MS INSTRUMENT RUN LOG

Sequence			Standard Traceability	Instrument Information
Batch ID: FDB	Start Date: 07/02/09	Time: 2140	ISTD Lot #: AT0201202	Instrument ID: F
Test Method: T015	End Date: 07/03/09	Time: 2140	CAL STD Lot # see comments	Instrument: 5973
ICAL Date: 07/02/09			ICV / LCS Lot # see comments	Column Type: RTX-624

	Manager MTP	Analyst	Analyst	Analyst	Analyst
Name/Initial	Mark Phillips	Paul Daigle			
Signature	Mark Phillips	Paul D. PAD			

Sequence Information								Individual Sample Review			
Injection Time	Lab ID / File Name	Summa Can ID	ETR	Dilution Factor	Inlet #	Volume (mL)	Operator	Internal Std.	Result Conc.	Primary Anal.	Comments / Standard Traceability
2140	FDB01PV	N/A	BFB	N/A	→	→	PAD	N/A	✓	PAD	
2225	FDBB01	4632	IBLK		3	200		✓	✓		
2316	FDB002V	3088	Level 1		4			✓	✓		AT06250901
0006	FDB005V	3640	Level 2		5			✓	✓		AT06190902
0056	FDB05V	3274	Level 3/4		6			✓	✓		AT06180910
0147	FDB10V	3535	Level 4/5		7			✓	✓		AT06180906
0238	FDB15V	2906	Level 5/6		8			✓	✓		AT06180904
0328	FDB20V	3419	Level 6/7		9			✓	✓		AT06180905
0419	FDB40V	2960	Level 7/8		10			✓	✓		AT06180901
0510	FDBB02	4632	IBLK		3			✓	✓		
0601	FDB10Q	3510	ICV		11			✓	✓		AT06100902
0652	FDB10QD	2969	N/A		12			✓	✓		AT06240903
0742	FDBB03	4632	MBLK		3			✓	✓		
0832	FDB002Q	3088	0.2RLLCS		4			✓	✓		AT06250901
0922	FDB005Q	3640	0.5RLLCS		5			✓	✓		AT06190902
1012	FDB05Q	3274	5.0RLLCS		6			✓	✓		AT06180910

PAD 7/06/09

Legend: C=Complete ▪ R=Reanalyze ▪ = High ▪ ↓= Low ▪ ✓=Reviewed and Acceptable

GC/MS INSTRUMENT RUN LOG

Sequence			Standard Traceability		Instrument Information
Batch ID: FDB2	Start Date: 8/3/09	Time: 0925	ISTD Lot #:	AT-02-012-02	Instrument ID: F
Test Method: TO15	End Date: 8/4/09	Time: 0925	CAL STD Lot #	AT0622090 1	Instrument: 5973
ICAL Date: 07/02/09			ICV / LCS Lot #	AT0624090 2	Column Type: RTX-624

	Manager	Analyst	Analyst	Analyst	Analyst
Name/Initial					
Signature					

Sequence Information								Individual Sample Review			
Injection Time	Lab ID / File Name	Summa Can ID	ETR	Dilution Factor	Inlet #	Volume (mL)	Operator	Internal Std.	Result Conc.	Primary Anal.	Comments / Standard Traceability
0925	FDB28PV		BPB	NA			WMD	NA	✓	WMD	
1044	FDB102V	3308	NA		1	200					
1136	FDB102V2	3308	CCV		1				✓		F22↑
1227	FDB102Q	4837	LCS		2			✓	✓		F22 Mylar OKW
1316	FDB 102	4634	MBLK		3			✓	✓		
1417	80182G	4308	132834	109.99	4	200		✓	✓		CD PS.99
1507	80 1 47602	2741	132795	4000	5	47		✓	✓		
1557	802 177D	3208	132870	53.5	6	20		✓	✓	PAD	CDF5.35 C
1647	802177	4650	132886	10	7	20		✓	✓		C
1737	801474D	2888	132794	4	8	50		✓	✓		C
1827	801475D	3313		499	9	32		✓	↑		CDF79.9 R
1916	802141	4567	132823	1	10	200		✓	✓		C
2006	802142	3759		1	11			✓	✓		C
2056	802143	4108		1	12			✓	✓		C
2146	802144	3522		1	13			✓	✓		C
2235	802145	4795		1	14			✓	✓	NJR	C
2325	802146	4444		1	15			✓	✓		C
0015	802147	2686		1	16			✓	✓		C
0106	802153	2848		1	1			✓	✓		C
0156	802154	4440		1	2			✓	✓		C
0246	802155	2967		1	3			✓	✓		C
0337	802156	2559		1	4			✓	✓		C
0426	802157	2676		1	5			✓	✓		C
0517	802158	2532		1	6			✓	✓		C
0606	801475D2	3313	132794	799	9	20	PAD	✓	✓		79.9 cdf C
0657	802159	3291	132873	1	10	200		✓	✓		
	2523	NA	NA	0.2	7	1000	NJR				

Legend: C=Complete ▪ R=Reanalyze ▪ = High ▪ ↓= Low ▪ ✓=Reviewed and Acceptable

Sample Handling

ORIGIN ID: DKKA (716) 691-2600
SAMPLE CONTROL
TESTAMERICA - BUFFALO
10 HAZELWOOD DR

AMHERST, NY 14228
UNITED STATES US

Ship Date: 23JUL09
ActWgt: 14.0 LB MAN
System#: 735603/CAFE2361
Account: S 235689596
Dimmed: 20x17x10 IN

(802) 660-1990

FedEx Express

CLS0581107/22/23

TO SAMPLE RECEIVING
TEST AMERICA BURLINGTON
30 COMMUNITY DRIVE
SUITE 11
SOUTH BURLINGTON, VT 05403

Dept: SUMMA

Delivery Address Barcode

BILL RECIPIENT

PRIORITY OVERNIGHT

FRI
Deliver By:
24JUL09

Form 0201

BTV AA

TRK# 9653 8549 3144

05403 -VT-US

XH BTVA

Part # 154254-354 NRAT V3 05/09

TestAmerica Burlington

SAMPLE RECEIPT & LOG IN CHECKLIST

Client:	STLMAB	Date Received:	07/24/09	Log In Date:	7/24/09
ETR:	1327614	Time Received:	0945	By:	GM
SDG:	RSG0899	Received By:	WM	Signature:	
Project:	29012	# Coolers Received:	1 box	PM Signature:	Kathleen J Lavigne
Samples Delivered By:	X Shipping Service ☐ Courier ☐ Hand ☐ Other (specify)			Date:	07/27/09

List Air bill Number(s) or Attach a photocopy of the Air Bill:

COOLER SCREEN	YES	NO	NA	COMMENTS
There is no evidence to indicate tampering	X			
Custody seals are present and intact	X			
Custody seal numbers are present	X			
If yes, list custody seal numbers: 356423				

Thermal Preservation Type: ☐ Wet Ice ☐ Blue Ice X None ☐ Other (specify)

IR Gun ID:	96	Correction Factor (CF) =	-1 °C				
Cooler 1:	AJB °C	Cooler 6	°C	Cooler 11	°C	Cooler 16	°C
Cooler 2:	°C	Cooler 7	°C	Cooler 12	°C	Cooler 17	°C
Cooler 3:	°C	Cooler 8	°C	Cooler 13	°C	Cooler 18	°C
Cooler 4:	°C	Cooler 9	°C	Cooler 14	°C	Cooler 19	°C
Cooler 5	°C	Cooler 10	°C	Cooler 15	°C	Cooler 20	°C

Unless otherwise documented, the recorded temperature readings are adjusted readings to account for the CF of the IR Gun

EPA Criteria: 0-6°C, except for air and geo samples which should be at ambient temperature and tissue samples, which may be frozen.

Some clients require thermal preservation criteria of 2-4°C or other such criteria. The PM must notify SM when alternate criteria is specified.

SAMPLE CONDITION	YES	NO	NA	COMMENTS
Sample containers were received intact	X			
Legible sample labels are affixed to each container	X			

CHAIN OF CUSTODY (COC)	YES	NO	NA	COMMENTS
COC is present and includes the following information for each container:				
• Sample ID / Sample Description	X			
• Date of Sample Collection	X			
• Time of Sample Collection	X			
• Identification of the Sampler		X		SEE BELOW
• Preservation Type			X	
• Requested Tests Method(s)	X			
• Necessary Signatures	X			
Internal Chain of Custody (ICOC) Required		X		
If yes to above, ICOC Record initiated for every Worksheet			X	

SAMPLE INTEGRITY / USABILITY	YES	NO	NA	COMMENTS
The sample container matches the COC		X		
Appropriate sample containers were received for the tests requested	X			
Samples were received within holding time	X			
Sufficient amount of sample is provided for requested analyses	X			
VOA vials do not have headspace or a bubble >6mm (1/4" diameter)			X	
Appropriate preservatives were used for the tests requested			X	
pH of inorganic samples checked and is within method specification			X	
If no, attach Inorganic Sample pH Adjustment Form			X	

ANOMALY / NCR SUMMARY

Sample AS Effluent has a time of 14:26 on COC and 1330 on sample label. Logged in with time on COC.

Sample LRP Effluent lists a time of 1431 on COC and 1335 on sample label. Logged in with time from COC

No sampler listed on client COC

FSR002:12.19.07:3
TestAmerica Burlington

TestAmerica
THE LEADER IN ENVIRONMENTAL TESTING

Analytical Report

Work Order: RSG0821

Project Description
Earth Tech, Inc. - Scott Aviation site

For:

Dino Zack

AECOM - Amherst, NY
100 Corporate Pkwy-Univ Centre
Amherst, NY 14226

Brian Fischer
Project Manager
Brian.Fischer@testamericainc.com

Tuesday, August 4, 2009

TestAmerica
THE LEADER IN ENVIRONMENTAL TESTING

AECOM - Amherst, NY
100 Corporate Pkwy-Univ Centre
Amherst, NY 14226

Work Order: RSG0821

Project: Earth Tech, Inc. - Scott Aviation site
Project Number: EARTH-0001

Received: 07/22/09
Reported: 08/04/09 16:47

TestAmerica Buffalo
Current Certifications

As of 1/27/2009

STATE	Program	Cert # / Lab ID
Arkansas	CWA, RCRA, SOIL	88-0686
California*	NELAP CWA, RCRA	01169CA
Connecticut	SDWA, CWA, RCRA, SOIL	PH-0568
Florida*	NELAP CWA, RCRA	E87672
Georgia*	SDWA,NELAP CWA, RCRA	956
Illinois*	NELAP SDWA, CWA, RCRA	200003
Iowa	SW/CS	374
Kansas*	NELAP SDWA, CWA, RCRA	E-10187
Kentucky	SDWA	90029
Kentucky UST	UST	30
Louisiana*	NELAP CWA, RCRA	2031
Maine	SDWA, CWA	NY0044
Maryland	SDWA	294
Massachusetts	SDWA, CWA	M-NY044
Michigan	SDWA	9937
Minnesota	SDWA,CWA, RCRA	036-999-337
New Hampshire*	NELAP SDWA, CWA	233701
New Jersey*	NELAP,SDWA, CWA, RCRA,	NY455
New York*	NELAP, AIR, SDWA, CWA, RCRA,CLP	10026
Oklahoma	CWA, RCRA	9421
Pennsylvania*	NELAP CWA,RCRA	68-00281
Tennessee	SDWA	02970
Texas*	NELAP CWA, RCRA	T104704412-08-TX
USDA	FOREIGN SOIL PERMIT	S-41579
USDOE	Department of Energy	DOECAP-STB
Virginia	SDWA	278
Washington*	NELAP CWA,RCRA	C1677
Wisconsin	CWA, RCRA	998310390
West Virginia	CWA,RCRA	252

*As required under the indicated accreditation, the test results in this report meet all NELAP requirements for parameters for which accre ditation is required or available. Any exceptions to NELAP requirements are noted in this report.

TestAmerica
THE LEADER IN ENVIRONMENTAL TESTING

AECOM - Amherst, NY 100 Corporate Pkwy-Univ Centre Amherst, NY 14226	Work Order: RSG0821 Project: Earth Tech, Inc. - Scott Aviation site Project Number: EARTH-0001	Received: 07/22/09 Reported: 08/04/09 16:47

Case Narrative

According to 40CFR Part 136.3, pH, Chlorine Residual, Dissolved Oxygen, Sulfite, and Temperature analyses are to be performed immediately after aqueous sample collection. When these parameters are not indicated as field (e.g. field-pH), they were not analyzed immediately, but as soon as possible after laboratory receipt.

A pertinent document is appended to this report, 1 page, is included and is an integral part of this report.

TestAmerica Laboratories, Inc. certifies that the analytical results contained herein apply only to the samples tested as received by our Laboratory.

TestAmerica
THE LEADER IN ENVIRONMENTAL TESTING

AECOM - Amherst, NY 100 Corporate Pkwy-Univ Centre Amherst, NY 14226	Work Order: RSG0821 Project: Earth Tech, Inc. - Scott Aviation site Project Number: EARTH-0001	Received: 07/22/09 Reported: 08/04/09 16:47

DATA QUALIFIERS AND DEFINITIONS

D08	Dilution required due to high concentration of target analyte(s)
J	Analyte detected at a level less than the Reporting Limit (RL) and greater than or equal to the Method Detection Limit (MDL). Concentrations within this range are estimated.
NR	Any inclusion of NR indicates that the project specific requirements do not require reporting estimated values below the laboratory reporting limit.

TestAmerica
THE LEADER IN ENVIRONMENTAL TESTING

AECOM - Amherst, NY
100 Corporate Pkwy-Univ Centre
Amherst, NY 14226

Work Order: RSG0821

Project: Earth Tech, Inc. - Scott Aviation site
Project Number: EARTH-0001

Received: 07/22/09
Reported: 08/04/09 16:47

Executive Summary - Detections

Analyte	Sample Result	Data Qualifiers	RL	MDL	Units	Dil Fac	Date Analyzed	Lab Tech	Batch	Method
Sample ID: RSG0821-01 (FIELD BLANK - Water)					**Sampled: 07/21/09 14:11**			**Recvd: 07/22/09 17:30**		
Volatile Organic Compounds by EPA 8260B										
Acetone	**2.1**	J	25	1.3	ug/L	1.00	07/24/09 14:17	PQ	9G24038	8260B
Sample ID: RSG0821-02 (DUPLICATE - Water)					**Sampled: 07/22/09 12:40**			**Recvd: 07/22/09 17:30**		
Volatile Organic Compounds by EPA 8260B										
1,1,1-Trichloroethane	**100**	D08,J	250	13	ug/L	50.0	07/25/09 13:51	PQ	9G25007	8260B
1,1-Dichloroethane	**60**	D08,J	250	19	ug/L	50.0	07/25/09 13:51	PQ	9G25007	8260B
1,1-Dichloroethene	**42**	D08,J	250	15	ug/L	50.0	07/25/09 13:51	PQ	9G25007	8260B
cis-1,2-Dichloroethene	**4300**	D08	250	19	ug/L	50.0	07/25/09 13:51	PQ	9G25007	8260B
Trichloroethene	**2200**	D08	250	23	ug/L	50.0	07/25/09 13:51	PQ	9G25007	8260B
Vinyl chloride	**390**	D08	250	12	ug/L	50.0	07/25/09 13:51	PQ	9G25007	8260B
Sample ID: RSG0821-04 (MW-11 - Ground Water)					**Sampled: 07/22/09 11:50**			**Recvd: 07/22/09 17:30**		
Volatile Organic Compounds by EPA 8260B										
1,1,1-Trichloroethane	**2.0**	J	5.0	0.26	ug/L	1.00	07/24/09 15:42	PQ	9G24038	8260B
1,1-Dichloroethane	**9.1**		5.0	0.38	ug/L	1.00	07/24/09 15:42	PQ	9G24038	8260B
1,1-Dichloroethene	**1.4**	J	5.0	0.29	ug/L	1.00	07/24/09 15:42	PQ	9G24038	8260B
Acetone	**1.5**	J	25	1.3	ug/L	1.00	07/24/09 15:42	PQ	9G24038	8260B
Chloroethane	**16**		5.0	0.32	ug/L	1.00	07/24/09 15:42	PQ	9G24038	8260B
cis-1,2-Dichloroethene	**37**		5.0	0.38	ug/L	1.00	07/24/09 15:42	PQ	9G24038	8260B
Trichloroethene	**0.69**	J	5.0	0.46	ug/L	1.00	07/24/09 15:42	PQ	9G24038	8260B
Vinyl chloride	**9.9**		5.0	0.24	ug/L	1.00	07/24/09 15:42	PQ	9G24038	8260B
Sample ID: RSG0821-05 (MW-2 - Ground Water)					**Sampled: 07/22/09 09:35**			**Recvd: 07/22/09 17:30**		
Volatile Organic Compounds by EPA 8260B										
Benzene	**0.76**	J	5.0	0.41	ug/L	1.00	07/24/09 16:11	PQ	9G24038	8260B
Chloroethane	**12**		5.0	0.32	ug/L	1.00	07/24/09 16:11	PQ	9G24038	8260B
Sample ID: RSG0821-06 (MW-3 - Ground Water)					**Sampled: 07/22/09 10:15**			**Recvd: 07/22/09 17:30**		
Volatile Organic Compounds by EPA 8260B										
1,1-Dichloroethane	**10**		5.0	0.38	ug/L	1.00	07/24/09 16:39	PQ	9G24038	8260B
Chloroethane	**4.5**	J	5.0	0.32	ug/L	1.00	07/24/09 16:39	PQ	9G24038	8260B
cis-1,2-Dichloroethene	**2.5**	J	5.0	0.38	ug/L	1.00	07/24/09 16:39	PQ	9G24038	8260B
Vinyl chloride	**23**		5.0	0.24	ug/L	1.00	07/24/09 16:39	PQ	9G24038	8260B
Sample ID: RSG0821-07 (MW-4 - Ground Water)					**Sampled: 07/22/09 13:20**			**Recvd: 07/22/09 17:30**		
Volatile Organic Compounds by EPA 8260B										
1,1,1-Trichloroethane	**110**	D08,J	250	13	ug/L	50.0	07/25/09 14:19	PQ	9G25007	8260B
1,1-Dichloroethane	**68**	D08,J	250	19	ug/L	50.0	07/25/09 14:19	PQ	9G25007	8260B
1,1-Dichloroethene	**41**	D08,J	250	15	ug/L	50.0	07/25/09 14:19	PQ	9G25007	8260B
cis-1,2-Dichloroethene	**4700**	D08	250	19	ug/L	50.0	07/25/09 14:19	PQ	9G25007	8260B
Trichloroethene	**2300**	D08	250	23	ug/L	50.0	07/25/09 14:19	PQ	9G25007	8260B
Vinyl chloride	**410**	D08	250	12	ug/L	50.0	07/25/09 14:19	PQ	9G25007	8260B
Sample ID: RSG0821-09 (MW-16S - Ground Water)					**Sampled: 07/22/09 14:50**			**Recvd: 07/22/09 17:30**		
Volatile Organic Compounds by EPA 8260B										
1,1,1-Trichloroethane	**740**	D08,J	5000	260	ug/L	1000	07/24/09 18:04	PQ	9G24038	8260B

TestAmerica
THE LEADER IN ENVIRONMENTAL TESTING

AECOM - Amherst, NY
100 Corporate Pkwy-Univ Centre
Amherst, NY 14226

Work Order: RSG0821

Project: Earth Tech, Inc. - Scott Aviation site
Project Number: EARTH-0001

Received: 07/22/09
Reported: 08/04/09 16:47

Executive Summary - Detections

Analyte	Sample Result	Data Qualifiers	RL	MDL	Units	Dil Fac	Date Analyzed	Lab Tech	Batch	Method
Sample ID: RSG0821-09 (MW-16S - Ground Water) - cont.					**Sampled: 07/22/09 14:50**			**Recvd: 07/22/09 17:30**		
Volatile Organic Compounds by EPA 8260B - cont.										
1,1-Dichloroethane	**1500**	D08,J	5000	380	ug/L	1000	07/24/09 18:04	PQ	9G24038	8260B
1,1-Dichloroethene	**450**	D08,J	5000	290	ug/L	1000	07/24/09 18:04	PQ	9G24038	8260B
Chloroethane	**650**	D08,J	5000	320	ug/L	1000	07/24/09 18:04	PQ	9G24038	8260B
cis-1,2-Dichloroethene	**45000**	D08	5000	380	ug/L	1000	07/24/09 18:04	PQ	9G24038	8260B
Trichloroethene	**87000**	D08	5000	460	ug/L	1000	07/24/09 18:04	PQ	9G24038	8260B
Vinyl chloride	**3000**	D08,J	5000	240	ug/L	1000	07/24/09 18:04	PQ	9G24038	8260B
Sample ID: RSG0821-10 (MW-12 - Ground Water)					**Sampled: 07/22/09 11:00**			**Recvd: 07/22/09 17:30**		
Volatile Organic Compounds by EPA 8260B										
1,1-Dichloroethane	**0.79**	J	5.0	0.38	ug/L	1.00	07/24/09 18:32	PQ	9G24038	8260B
1,2-Dichloroethane	**0.41**	J	5.0	0.21	ug/L	1.00	07/24/09 18:32	PQ	9G24038	8260B
Acetone	**2.3**	J	25	1.3	ug/L	1.00	07/24/09 18:32	PQ	9G24038	8260B
Chloroethane	**9.2**		5.0	0.32	ug/L	1.00	07/24/09 18:32	PQ	9G24038	8260B
Vinyl chloride	**3.6**	J	5.0	0.24	ug/L	1.00	07/24/09 18:32	PQ	9G24038	8260B

TestAmerica
THE LEADER IN ENVIRONMENTAL TESTING

AECOM - Amherst, NY
100 Corporate Pkwy-Univ Centre
Amherst, NY 14226

Work Order: RSG0821

Project: Earth Tech, Inc. - Scott Aviation site
Project Number: EARTH-0001

Received: 07/22/09
Reported: 08/04/09 16:47

Sample Summary

Sample Identification	Lab Number	Client Matrix	Date/Time Sampled	Date/Time Received	Sample Qualifiers
FIELD BLANK	RSG0821-01	Water	07/21/09 14:11	07/22/09 17:30	
DUPLICATE	RSG0821-02	Water	07/22/09 12:40	07/22/09 17:30	
MW-10	RSG0821-03	Ground Water	07/21/09 12:10	07/22/09 17:30	
MW-11	RSG0821-04	Ground Water	07/22/09 11:50	07/22/09 17:30	
MW-2	RSG0821-05	Ground Water	07/22/09 09:35	07/22/09 17:30	
MW-3	RSG0821-06	Ground Water	07/22/09 10:15	07/22/09 17:30	
MW-4	RSG0821-07	Ground Water	07/22/09 13:20	07/22/09 17:30	
MW-6	RSG0821-08	Ground Water	07/21/09 10:55	07/22/09 17:30	
MW-16S	RSG0821-09	Ground Water	07/22/09 14:50	07/22/09 17:30	
MW-12	RSG0821-10	Ground Water	07/22/09 11:00	07/22/09 17:30	
TRIP BLANK	RSG0821-11	Water	07/21/09	07/22/09 17:30	

TestAmerica
THE LEADER IN ENVIRONMENTAL TESTING

AECOM - Amherst, NY
100 Corporate Pkwy-Univ Centre
Amherst, NY 14226

Work Order: RSG0821

Project: Earth Tech, Inc. - Scott Aviation site
Project Number: EARTH-0001

Received: 07/22/09
Reported: 08/04/09 16:47

Analytical Report

Analyte	Sample Result	Data Qualifiers	RL	MDL	Units	Dil Fac	Date Analyzed	Lab Tech	Batch	Method
Sample ID: RSG0821-01 (FIELD BLANK - Water)					**Sampled: 07/21/09 14:11**			**Recvd: 07/22/09 17:30**		
Volatile Organic Compounds by EPA 8260B										
1,1,1-Trichloroethane	ND		5.0	0.26	ug/L	1.00	07/24/09 14:17	PQ	9G24038	8260B
1,1,2,2-Tetrachloroethane	ND		5.0	0.21	ug/L	1.00	07/24/09 14:17	PQ	9G24038	8260B
1,1,2-Trichloroethane	ND		5.0	0.23	ug/L	1.00	07/24/09 14:17	PQ	9G24038	8260B
1,1,2-Trichloro-1,2,2-trifluoroethane	ND		5.0	0.31	ug/L	1.00	07/24/09 14:17	PQ	9G24038	8260B
1,1-Dichloroethane	ND		5.0	0.38	ug/L	1.00	07/24/09 14:17	PQ	9G24038	8260B
1,1-Dichloroethene	ND		5.0	0.29	ug/L	1.00	07/24/09 14:17	PQ	9G24038	8260B
1,2,4-Trichlorobenzene	ND		5.0	0.41	ug/L	1.00	07/24/09 14:17	PQ	9G24038	8260B
1,2-Dibromo-3-chloropropane	ND		5.0	0.39	ug/L	1.00	07/24/09 14:17	PQ	9G24038	8260B
1,2-Dibromoethane	ND		5.0	0.17	ug/L	1.00	07/24/09 14:17	PQ	9G24038	8260B
1,2-Dichlorobenzene	ND		5.0	0.20	ug/L	1.00	07/24/09 14:17	PQ	9G24038	8260B
1,2-Dichloroethane	ND		5.0	0.21	ug/L	1.00	07/24/09 14:17	PQ	9G24038	8260B
1,2-Dichloropropane	ND		5.0	0.32	ug/L	1.00	07/24/09 14:17	PQ	9G24038	8260B
1,3-Dichlorobenzene	ND		5.0	0.36	ug/L	1.00	07/24/09 14:17	PQ	9G24038	8260B
1,4-Dichlorobenzene	ND		5.0	0.39	ug/L	1.00	07/24/09 14:17	PQ	9G24038	8260B
2-Butanone	ND		25	1.3	ug/L	1.00	07/24/09 14:17	PQ	9G24038	8260B
2-Hexanone	ND		25	1.2	ug/L	1.00	07/24/09 14:17	PQ	9G24038	8260B
4-Methyl-2-pentanone	ND		25	0.91	ug/L	1.00	07/24/09 14:17	PQ	9G24038	8260B
Acetone	**2.1**	J	25	1.3	ug/L	1.00	07/24/09 14:17	PQ	9G24038	8260B
Benzene	ND		5.0	0.41	ug/L	1.00	07/24/09 14:17	PQ	9G24038	8260B
Bromodichloromethane	ND		5.0	0.39	ug/L	1.00	07/24/09 14:17	PQ	9G24038	8260B
Bromoform	ND		5.0	0.26	ug/L	1.00	07/24/09 14:17	PQ	9G24038	8260B
Bromomethane	ND		5.0	0.28	ug/L	1.00	07/24/09 14:17	PQ	9G24038	8260B
Carbon disulfide	ND		5.0	0.19	ug/L	1.00	07/24/09 14:17	PQ	9G24038	8260B
Carbon Tetrachloride	ND		5.0	0.27	ug/L	1.00	07/24/09 14:17	PQ	9G24038	8260B
Chlorobenzene	ND		5.0	0.32	ug/L	1.00	07/24/09 14:17	PQ	9G24038	8260B
Dibromochloromethane	ND		5.0	0.32	ug/L	1.00	07/24/09 14:17	PQ	9G24038	8260B
Chloroethane	ND		5.0	0.32	ug/L	1.00	07/24/09 14:17	PQ	9G24038	8260B
Chloroform	ND		5.0	0.34	ug/L	1.00	07/24/09 14:17	PQ	9G24038	8260B
Chloromethane	ND		5.0	0.35	ug/L	1.00	07/24/09 14:17	PQ	9G24038	8260B
cis-1,2-Dichloroethene	ND		5.0	0.38	ug/L	1.00	07/24/09 14:17	PQ	9G24038	8260B
cis-1,3-Dichloropropene	ND		5.0	0.36	ug/L	1.00	07/24/09 14:17	PQ	9G24038	8260B
Cyclohexane	ND		5.0	0.53	ug/L	1.00	07/24/09 14:17	PQ	9G24038	8260B
Dichlorodifluoromethane	ND		5.0	0.29	ug/L	1.00	07/24/09 14:17	PQ	9G24038	8260B
Ethylbenzene	ND		5.0	0.18	ug/L	1.00	07/24/09 14:17	PQ	9G24038	8260B
Isopropylbenzene	ND		5.0	0.19	ug/L	1.00	07/24/09 14:17	PQ	9G24038	8260B
Methyl Acetate	ND		5.0	0.50	ug/L	1.00	07/24/09 14:17	PQ	9G24038	8260B
Methyl-t-Butyl Ether (MTBE)	ND		5.0	0.16	ug/L	1.00	07/24/09 14:17	PQ	9G24038	8260B
Methylcyclohexane	ND		5.0	0.50	ug/L	1.00	07/24/09 14:17	PQ	9G24038	8260B
Methylene Chloride	ND		5.0	0.44	ug/L	1.00	07/24/09 14:17	PQ	9G24038	8260B
Styrene	ND		5.0	0.18	ug/L	1.00	07/24/09 14:17	PQ	9G24038	8260B
Tetrachloroethene	ND		5.0	0.36	ug/L	1.00	07/24/09 14:17	PQ	9G24038	8260B
Toluene	ND		5.0	0.51	ug/L	1.00	07/24/09 14:17	PQ	9G24038	8260B
trans-1,2-Dichloroethene	ND		5.0	0.42	ug/L	1.00	07/24/09 14:17	PQ	9G24038	8260B
trans-1,3-Dichloropropene	ND		5.0	0.37	ug/L	1.00	07/24/09 14:17	PQ	9G24038	8260B
Trichloroethene	ND		5.0	0.46	ug/L	1.00	07/24/09 14:17	PQ	9G24038	8260B
Trichlorofluoromethane	ND		5.0	0.15	ug/L	1.00	07/24/09 14:17	PQ	9G24038	8260B
Vinyl chloride	ND		5.0	0.24	ug/L	1.00	07/24/09 14:17	PQ	9G24038	8260B
Xylenes, total	ND		15	0.66	ug/L	1.00	07/24/09 14:17	PQ	9G24038	8260B

TestAmerica
THE LEADER IN ENVIRONMENTAL TESTING

AECOM - Amherst, NY
100 Corporate Pkwy-Univ Centre
Amherst, NY 14226

Work Order: RSG0821

Project: Earth Tech, Inc. - Scott Aviation site
Project Number: EARTH-0001

Received: 07/22/09
Reported: 08/04/09 16:47

Analytical Report

Analyte	Sample Result	Data Qualifiers	RL	MDL	Units	Dil Fac	Date Analyzed	Lab Tech	Batch	Method
Sample ID: RSG0821-01 (FIELD BLANK - Water) - cont.						**Sampled: 07/21/09 14:11**		**Recvd: 07/22/09 17:30**		
Volatile Organic Compounds by EPA 8260B - cont.										
1,2-Dichloroethane-d4	*105 %*		*Surr Limits: (66-137%)*				*07/24/09 14:17*	*PQ*	*9G24038*	*8260B*
4-Bromofluorobenzene	*90 %*		*Surr Limits: (73-120%)*				*07/24/09 14:17*	*PQ*	*9G24038*	*8260B*
Toluene-d8	*93 %*		*Surr Limits: (71-126%)*				*07/24/09 14:17*	*PQ*	*9G24038*	*8260B*

TestAmerica
THE LEADER IN ENVIRONMENTAL TESTING

AECOM - Amherst, NY
100 Corporate Pkwy-Univ Centre
Amherst, NY 14226

Work Order: RSG0821

Project: Earth Tech, Inc. - Scott Aviation site
Project Number: EARTH-0001

Received: 07/22/09
Reported: 08/04/09 16:47

Analytical Report

Sample ID: RSG0821-02 (DUPLICATE - Water) Sampled: 07/22/09 12:40 Recvd: 07/22/09 17:30

Volatile Organic Compounds by EPA 8260B

Analyte	Sample Result	Data Qualifiers	RL	MDL	Units	Dil Fac	Date Analyzed	Lab Tech	Batch	Method
1,1,1-Trichloroethane	**100**	D08,J	250	13	ug/L	50.0	07/25/09 13:51	PQ	9G25007	8260B
1,1,2,2-Tetrachloroethane	ND	D08	250	11	ug/L	50.0	07/25/09 13:51	PQ	9G25007	8260B
1,1,2-Trichloroethane	ND	D08	250	12	ug/L	50.0	07/25/09 13:51	PQ	9G25007	8260B
1,1,2-Trichloro-1,2,2-trifluoroethane	ND	D08	250	15	ug/L	50.0	07/25/09 13:51	PQ	9G25007	8260B
1,1-Dichloroethane	**60**	D08,J	250	19	ug/L	50.0	07/25/09 13:51	PQ	9G25007	8260B
1,1-Dichloroethene	**42**	D08,J	250	15	ug/L	50.0	07/25/09 13:51	PQ	9G25007	8260B
1,2,4-Trichlorobenzene	ND	D08	250	20	ug/L	50.0	07/25/09 13:51	PQ	9G25007	8260B
1,2-Dibromo-3-chloropropane	ND	D08	250	20	ug/L	50.0	07/25/09 13:51	PQ	9G25007	8260B
1,2-Dibromoethane	ND	D08	250	8.3	ug/L	50.0	07/25/09 13:51	PQ	9G25007	8260B
1,2-Dichlorobenzene	ND	D08	250	10	ug/L	50.0	07/25/09 13:51	PQ	9G25007	8260B
1,2-Dichloroethane	ND	D08	250	11	ug/L	50.0	07/25/09 13:51	PQ	9G25007	8260B
1,2-Dichloropropane	ND	D08	250	16	ug/L	50.0	07/25/09 13:51	PQ	9G25007	8260B
1,3-Dichlorobenzene	ND	D08	250	18	ug/L	50.0	07/25/09 13:51	PQ	9G25007	8260B
1,4-Dichlorobenzene	ND	D08	250	20	ug/L	50.0	07/25/09 13:51	PQ	9G25007	8260B
2-Butanone	ND	D08	1200	66	ug/L	50.0	07/25/09 13:51	PQ	9G25007	8260B
2-Hexanone	ND	D08	1200	62	ug/L	50.0	07/25/09 13:51	PQ	9G25007	8260B
4-Methyl-2-pentanone	ND	D08	1200	45	ug/L	50.0	07/25/09 13:51	PQ	9G25007	8260B
Acetone	ND	D08	1200	67	ug/L	50.0	07/25/09 13:51	PQ	9G25007	8260B
Benzene	ND	D08	250	20	ug/L	50.0	07/25/09 13:51	PQ	9G25007	8260B
Bromodichloromethane	ND	D08	250	19	ug/L	50.0	07/25/09 13:51	PQ	9G25007	8260B
Bromoform	ND	D08	250	13	ug/L	50.0	07/25/09 13:51	PQ	9G25007	8260B
Bromomethane	ND	D08	250	14	ug/L	50.0	07/25/09 13:51	PQ	9G25007	8260B
Carbon disulfide	ND	D08	250	9.7	ug/L	50.0	07/25/09 13:51	PQ	9G25007	8260B
Carbon Tetrachloride	ND	D08	250	13	ug/L	50.0	07/25/09 13:51	PQ	9G25007	8260B
Chlorobenzene	ND	D08	250	16	ug/L	50.0	07/25/09 13:51	PQ	9G25007	8260B
Dibromochloromethane	ND	D08	250	16	ug/L	50.0	07/25/09 13:51	PQ	9G25007	8260B
Chloroethane	ND	D08	250	16	ug/L	50.0	07/25/09 13:51	PQ	9G25007	8260B
Chloroform	ND	D08	250	17	ug/L	50.0	07/25/09 13:51	PQ	9G25007	8260B
Chloromethane	ND	D08	250	17	ug/L	50.0	07/25/09 13:51	PQ	9G25007	8260B
cis-1,2-Dichloroethene	**4300**	D08	250	19	ug/L	50.0	07/25/09 13:51	PQ	9G25007	8260B
cis-1,3-Dichloropropene	ND	D08	250	18	ug/L	50.0	07/25/09 13:51	PQ	9G25007	8260B
Cyclohexane	ND	D08	250	27	ug/L	50.0	07/25/09 13:51	PQ	9G25007	8260B
Dichlorodifluoromethane	ND	D08	250	14	ug/L	50.0	07/25/09 13:51	PQ	9G25007	8260B
Ethylbenzene	ND	D08	250	9.2	ug/L	50.0	07/25/09 13:51	PQ	9G25007	8260B
Isopropylbenzene	ND	D08	250	9.6	ug/L	50.0	07/25/09 13:51	PQ	9G25007	8260B
Methyl Acetate	ND	D08	250	25	ug/L	50.0	07/25/09 13:51	PQ	9G25007	8260B
Methyl-t-Butyl Ether (MTBE)	ND	D08	250	8.0	ug/L	50.0	07/25/09 13:51	PQ	9G25007	8260B
Methylcyclohexane	ND	D08	250	25	ug/L	50.0	07/25/09 13:51	PQ	9G25007	8260B
Methylene Chloride	ND	D08	250	22	ug/L	50.0	07/25/09 13:51	PQ	9G25007	8260B
Styrene	ND	D08	250	9.2	ug/L	50.0	07/25/09 13:51	PQ	9G25007	8260B
Tetrachloroethene	ND	D08	250	18	ug/L	50.0	07/25/09 13:51	PQ	9G25007	8260B
Toluene	ND	D08	250	26	ug/L	50.0	07/25/09 13:51	PQ	9G25007	8260B
trans-1,2-Dichloroethene	ND	D08	250	21	ug/L	50.0	07/25/09 13:51	PQ	9G25007	8260B
trans-1,3-Dichloropropene	ND	D08	250	18	ug/L	50.0	07/25/09 13:51	PQ	9G25007	8260B
Trichloroethene	**2200**	D08	250	23	ug/L	50.0	07/25/09 13:51	PQ	9G25007	8260B
Trichlorofluoromethane	ND	D08	250	7.6	ug/L	50.0	07/25/09 13:51	PQ	9G25007	8260B
Vinyl chloride	**390**	D08	250	12	ug/L	50.0	07/25/09 13:51	PQ	9G25007	8260B
Xylenes, total	ND	D08	750	33	ug/L	50.0	07/25/09 13:51	PQ	9G25007	8260B

TestAmerica
THE LEADER IN ENVIRONMENTAL TESTING

AECOM - Amherst, NY
100 Corporate Pkwy-Univ Centre
Amherst, NY 14226

Work Order: RSG0821

Project: Earth Tech, Inc. - Scott Aviation site
Project Number: EARTH-0001

Received: 07/22/09
Reported: 08/04/09 16:47

Analytical Report

Analyte	Sample Result	Data Qualifiers	RL	MDL	Units	Dil Fac	Date Analyzed	Lab Tech	Batch	Method
Sample ID: RSG0821-02 (DUPLICATE - Water) - cont.						**Sampled: 07/22/09 12:40**		**Recvd: 07/22/09 17:30**		
Volatile Organic Compounds by EPA 8260B - cont.										
1,2-Dichloroethane-d4	*113 %*	*D08*	*Surr Limits: (66-137%)*				*07/25/09 13:51*	*PQ*	*9G25007*	*8260B*
4-Bromofluorobenzene	*92 %*	*D08*	*Surr Limits: (73-120%)*				*07/25/09 13:51*	*PQ*	*9G25007*	*8260B*
Toluene-d8	*95 %*	*D08*	*Surr Limits: (71-126%)*				*07/25/09 13:51*	*PQ*	*9G25007*	*8260B*

TestAmerica
THE LEADER IN ENVIRONMENTAL TESTING

AECOM - Amherst, NY
100 Corporate Pkwy-Univ Centre
Amherst, NY 14226

Work Order: RSG0821

Project: Earth Tech, Inc. - Scott Aviation site
Project Number: EARTH-0001

Received: 07/22/09
Reported: 08/04/09 16:47

Analytical Report

Sample ID: RSG0821-03 (MW-10 - Ground Water) Sampled: 07/21/09 12:10 Recvd: 07/22/09 17:30

Volatile Organic Compounds by EPA 8260B

Analyte	Sample Result	Data Qualifiers	RL	MDL	Units	Dil Fac	Date Analyzed	Lab Tech	Batch	Method
1,1,1-Trichloroethane	ND		5.0	0.26	ug/L	1.00	07/24/09 15:14	PQ	9G24038	8260B
1,1,2,2-Tetrachloroethane	ND		5.0	0.21	ug/L	1.00	07/24/09 15:14	PQ	9G24038	8260B
1,1,2-Trichloroethane	ND		5.0	0.23	ug/L	1.00	07/24/09 15:14	PQ	9G24038	8260B
1,1,2-Trichloro-1,2,2-trifluoroethane	ND		5.0	0.31	ug/L	1.00	07/24/09 15:14	PQ	9G24038	8260B
1,1-Dichloroethane	ND		5.0	0.38	ug/L	1.00	07/24/09 15:14	PQ	9G24038	8260B
1,1-Dichloroethene	ND		5.0	0.29	ug/L	1.00	07/24/09 15:14	PQ	9G24038	8260B
1,2,4-Trichlorobenzene	ND		5.0	0.41	ug/L	1.00	07/24/09 15:14	PQ	9G24038	8260B
1,2-Dibromo-3-chloropropane	ND		5.0	0.39	ug/L	1.00	07/24/09 15:14	PQ	9G24038	8260B
1,2-Dibromoethane	ND		5.0	0.17	ug/L	1.00	07/24/09 15:14	PQ	9G24038	8260B
1,2-Dichlorobenzene	ND		5.0	0.20	ug/L	1.00	07/24/09 15:14	PQ	9G24038	8260B
1,2-Dichloroethane	ND		5.0	0.21	ug/L	1.00	07/24/09 15:14	PQ	9G24038	8260B
1,2-Dichloropropane	ND		5.0	0.32	ug/L	1.00	07/24/09 15:14	PQ	9G24038	8260B
1,3-Dichlorobenzene	ND		5.0	0.36	ug/L	1.00	07/24/09 15:14	PQ	9G24038	8260B
1,4-Dichlorobenzene	ND		5.0	0.39	ug/L	1.00	07/24/09 15:14	PQ	9G24038	8260B
2-Butanone	ND		25	1.3	ug/L	1.00	07/24/09 15:14	PQ	9G24038	8260B
2-Hexanone	ND		25	1.2	ug/L	1.00	07/24/09 15:14	PQ	9G24038	8260B
4-Methyl-2-pentanone	ND		25	0.91	ug/L	1.00	07/24/09 15:14	PQ	9G24038	8260B
Acetone	ND		25	1.3	ug/L	1.00	07/24/09 15:14	PQ	9G24038	8260B
Benzene	ND		5.0	0.41	ug/L	1.00	07/24/09 15:14	PQ	9G24038	8260B
Bromodichloromethane	ND		5.0	0.39	ug/L	1.00	07/24/09 15:14	PQ	9G24038	8260B
Bromoform	ND		5.0	0.26	ug/L	1.00	07/24/09 15:14	PQ	9G24038	8260B
Bromomethane	ND		5.0	0.28	ug/L	1.00	07/24/09 15:14	PQ	9G24038	8260B
Carbon disulfide	ND		5.0	0.19	ug/L	1.00	07/24/09 15:14	PQ	9G24038	8260B
Carbon Tetrachloride	ND		5.0	0.27	ug/L	1.00	07/24/09 15:14	PQ	9G24038	8260B
Chlorobenzene	ND		5.0	0.32	ug/L	1.00	07/24/09 15:14	PQ	9G24038	8260B
Dibromochloromethane	ND		5.0	0.32	ug/L	1.00	07/24/09 15:14	PQ	9G24038	8260B
Chloroethane	ND		5.0	0.32	ug/L	1.00	07/24/09 15:14	PQ	9G24038	8260B
Chloroform	ND		5.0	0.34	ug/L	1.00	07/24/09 15:14	PQ	9G24038	8260B
Chloromethane	ND		5.0	0.35	ug/L	1.00	07/24/09 15:14	PQ	9G24038	8260B
cis-1,2-Dichloroethene	ND		5.0	0.38	ug/L	1.00	07/24/09 15:14	PQ	9G24038	8260B
cis-1,3-Dichloropropene	ND		5.0	0.36	ug/L	1.00	07/24/09 15:14	PQ	9G24038	8260B
Cyclohexane	ND		5.0	0.53	ug/L	1.00	07/24/09 15:14	PQ	9G24038	8260B
Dichlorodifluoromethane	ND		5.0	0.29	ug/L	1.00	07/24/09 15:14	PQ	9G24038	8260B
Ethylbenzene	ND		5.0	0.18	ug/L	1.00	07/24/09 15:14	PQ	9G24038	8260B
Isopropylbenzene	ND		5.0	0.19	ug/L	1.00	07/24/09 15:14	PQ	9G24038	8260B
Methyl Acetate	ND		5.0	0.50	ug/L	1.00	07/24/09 15:14	PQ	9G24038	8260B
Methyl-t-Butyl Ether (MTBE)	ND		5.0	0.16	ug/L	1.00	07/24/09 15:14	PQ	9G24038	8260B
Methylcyclohexane	ND		5.0	0.50	ug/L	1.00	07/24/09 15:14	PQ	9G24038	8260B
Methylene Chloride	ND		5.0	0.44	ug/L	1.00	07/24/09 15:14	PQ	9G24038	8260B
Styrene	ND		5.0	0.18	ug/L	1.00	07/24/09 15:14	PQ	9G24038	8260B
Tetrachloroethene	ND		5.0	0.36	ug/L	1.00	07/24/09 15:14	PQ	9G24038	8260B
Toluene	ND		5.0	0.51	ug/L	1.00	07/24/09 15:14	PQ	9G24038	8260B
trans-1,2-Dichloroethene	ND		5.0	0.42	ug/L	1.00	07/24/09 15:14	PQ	9G24038	8260B
trans-1,3-Dichloropropene	ND		5.0	0.37	ug/L	1.00	07/24/09 15:14	PQ	9G24038	8260B
Trichloroethene	ND		5.0	0.46	ug/L	1.00	07/24/09 15:14	PQ	9G24038	8260B
Trichlorofluoromethane	ND		5.0	0.15	ug/L	1.00	07/24/09 15:14	PQ	9G24038	8260B
Vinyl chloride	ND		5.0	0.24	ug/L	1.00	07/24/09 15:14	PQ	9G24038	8260B
Xylenes, total	ND		15	0.66	ug/L	1.00	07/24/09 15:14	PQ	9G24038	8260B

TestAmerica
THE LEADER IN ENVIRONMENTAL TESTING

AECOM - Amherst, NY
100 Corporate Pkwy-Univ Centre
Amherst, NY 14226

Work Order: RSG0821

Project: Earth Tech, Inc. - Scott Aviation site
Project Number: EARTH-0001

Received: 07/22/09
Reported: 08/04/09 16:47

Analytical Report

Analyte	Sample Result	Data Qualifiers	RL	MDL	Units	Dil Fac	Date Analyzed	Lab Tech	Batch	Method
Sample ID: RSG0821-03 (MW-10 - Ground Water) - cont.						**Sampled: 07/21/09 12:10**		**Recvd: 07/22/09 17:30**		
Volatile Organic Compounds by EPA 8260B - cont.										
1,2-Dichloroethane-d4	*112 %*		*Surr Limits: (66-137%)*				*07/24/09 15:14*	*PQ*	*9G24038*	*8260B*
4-Bromofluorobenzene	*90 %*		*Surr Limits: (73-120%)*				*07/24/09 15:14*	*PQ*	*9G24038*	*8260B*
Toluene-d8	*92 %*		*Surr Limits: (71-126%)*				*07/24/09 15:14*	*PQ*	*9G24038*	*8260B*

TestAmerica
THE LEADER IN ENVIRONMENTAL TESTING

AECOM - Amherst, NY
100 Corporate Pkwy-Univ Centre
Amherst, NY 14226

Work Order: RSG0821

Project: Earth Tech, Inc. - Scott Aviation site
Project Number: EARTH-0001

Received: 07/22/09
Reported: 08/04/09 16:47

Analytical Report

Analyte	Sample Result	Data Qualifiers	RL	MDL	Units	Dil Fac	Date Analyzed	Lab Tech	Batch	Method
Sample ID: RSG0821-04 (MW-11 - Ground Water)					**Sampled: 07/22/09 11:50**			**Recvd: 07/22/09 17:30**		
Volatile Organic Compounds by EPA 8260B										
1,1,1-Trichloroethane	**2.0**	J	5.0	0.26	ug/L	1.00	07/24/09 15:42	PQ	9G24038	8260B
1,1,2,2-Tetrachloroethane	ND		5.0	0.21	ug/L	1.00	07/24/09 15:42	PQ	9G24038	8260B
1,1,2-Trichloroethane	ND		5.0	0.23	ug/L	1.00	07/24/09 15:42	PQ	9G24038	8260B
1,1,2-Trichloro-1,2,2-trifluoroethane	ND		5.0	0.31	ug/L	1.00	07/24/09 15:42	PQ	9G24038	8260B
1,1-Dichloroethane	**9.1**		5.0	0.38	ug/L	1.00	07/24/09 15:42	PQ	9G24038	8260B
1,1-Dichloroethene	**1.4**	J	5.0	0.29	ug/L	1.00	07/24/09 15:42	PQ	9G24038	8260B
1,2,4-Trichlorobenzene	ND		5.0	0.41	ug/L	1.00	07/24/09 15:42	PQ	9G24038	8260B
1,2-Dibromo-3-chloropropane	ND		5.0	0.39	ug/L	1.00	07/24/09 15:42	PQ	9G24038	8260B
1,2-Dibromoethane	ND		5.0	0.17	ug/L	1.00	07/24/09 15:42	PQ	9G24038	8260B
1,2-Dichlorobenzene	ND		5.0	0.20	ug/L	1.00	07/24/09 15:42	PQ	9G24038	8260B
1,2-Dichloroethane	ND		5.0	0.21	ug/L	1.00	07/24/09 15:42	PQ	9G24038	8260B
1,2-Dichloropropane	ND		5.0	0.32	ug/L	1.00	07/24/09 15:42	PQ	9G24038	8260B
1,3-Dichlorobenzene	ND		5.0	0.36	ug/L	1.00	07/24/09 15:42	PQ	9G24038	8260B
1,4-Dichlorobenzene	ND		5.0	0.39	ug/L	1.00	07/24/09 15:42	PQ	9G24038	8260B
2-Butanone	ND		25	1.3	ug/L	1.00	07/24/09 15:42	PQ	9G24038	8260B
2-Hexanone	ND		25	1.2	ug/L	1.00	07/24/09 15:42	PQ	9G24038	8260B
4-Methyl-2-pentanone	ND		25	0.91	ug/L	1.00	07/24/09 15:42	PQ	9G24038	8260B
Acetone	**1.5**	J	25	1.3	ug/L	1.00	07/24/09 15:42	PQ	9G24038	8260B
Benzene	ND		5.0	0.41	ug/L	1.00	07/24/09 15:42	PQ	9G24038	8260B
Bromodichloromethane	ND		5.0	0.39	ug/L	1.00	07/24/09 15:42	PQ	9G24038	8260B
Bromoform	ND		5.0	0.26	ug/L	1.00	07/24/09 15:42	PQ	9G24038	8260B
Bromomethane	ND		5.0	0.28	ug/L	1.00	07/24/09 15:42	PQ	9G24038	8260B
Carbon disulfide	ND		5.0	0.19	ug/L	1.00	07/24/09 15:42	PQ	9G24038	8260B
Carbon Tetrachloride	ND		5.0	0.27	ug/L	1.00	07/24/09 15:42	PQ	9G24038	8260B
Chlorobenzene	ND		5.0	0.32	ug/L	1.00	07/24/09 15:42	PQ	9G24038	8260B
Dibromochloromethane	ND		5.0	0.32	ug/L	1.00	07/24/09 15:42	PQ	9G24038	8260B
Chloroethane	**16**		5.0	0.32	ug/L	1.00	07/24/09 15:42	PQ	9G24038	8260B
Chloroform	ND		5.0	0.34	ug/L	1.00	07/24/09 15:42	PQ	9G24038	8260B
Chloromethane	ND		5.0	0.35	ug/L	1.00	07/24/09 15:42	PQ	9G24038	8260B
cis-1,2-Dichloroethene	**37**		5.0	0.38	ug/L	1.00	07/24/09 15:42	PQ	9G24038	8260B
cis-1,3-Dichloropropene	ND		5.0	0.36	ug/L	1.00	07/24/09 15:42	PQ	9G24038	8260B
Cyclohexane	ND		5.0	0.53	ug/L	1.00	07/24/09 15:42	PQ	9G24038	8260B
Dichlorodifluoromethane	ND		5.0	0.29	ug/L	1.00	07/24/09 15:42	PQ	9G24038	8260B
Ethylbenzene	ND		5.0	0.18	ug/L	1.00	07/24/09 15:42	PQ	9G24038	8260B
Isopropylbenzene	ND		5.0	0.19	ug/L	1.00	07/24/09 15:42	PQ	9G24038	8260B
Methyl Acetate	ND		5.0	0.50	ug/L	1.00	07/24/09 15:42	PQ	9G24038	8260B
Methyl-t-Butyl Ether (MTBE)	ND		5.0	0.16	ug/L	1.00	07/24/09 15:42	PQ	9G24038	8260B
Methylcyclohexane	ND		5.0	0.50	ug/L	1.00	07/24/09 15:42	PQ	9G24038	8260B
Methylene Chloride	ND		5.0	0.44	ug/L	1.00	07/24/09 15:42	PQ	9G24038	8260B
Styrene	ND		5.0	0.18	ug/L	1.00	07/24/09 15:42	PQ	9G24038	8260B
Tetrachloroethene	ND		5.0	0.36	ug/L	1.00	07/24/09 15:42	PQ	9G24038	8260B
Toluene	ND		5.0	0.51	ug/L	1.00	07/24/09 15:42	PQ	9G24038	8260B
trans-1,2-Dichloroethene	ND		5.0	0.42	ug/L	1.00	07/24/09 15:42	PQ	9G24038	8260B
trans-1,3-Dichloropropene	ND		5.0	0.37	ug/L	1.00	07/24/09 15:42	PQ	9G24038	8260B
Trichloroethene	**0.69**	J	5.0	0.46	ug/L	1.00	07/24/09 15:42	PQ	9G24038	8260B
Trichlorofluoromethane	ND		5.0	0.15	ug/L	1.00	07/24/09 15:42	PQ	9G24038	8260B
Vinyl chloride	**9.9**		5.0	0.24	ug/L	1.00	07/24/09 15:42	PQ	9G24038	8260B
Xylenes, total	ND		15	0.66	ug/L	1.00	07/24/09 15:42	PQ	9G24038	8260B

TestAmerica
THE LEADER IN ENVIRONMENTAL TESTING

AECOM - Amherst, NY
100 Corporate Pkwy-Univ Centre
Amherst, NY 14226

Work Order: RSG0821

Project: Earth Tech, Inc. - Scott Aviation site
Project Number: EARTH-0001

Received: 07/22/09
Reported: 08/04/09 16:47

Analytical Report

Analyte	Sample Result	Data Qualifiers	RL	MDL	Units	Dil Fac	Date Analyzed	Lab Tech	Batch	Method
Sample ID: RSG0821-04 (MW-11 - Ground Water) - cont.						**Sampled: 07/22/09 11:50**		**Recvd: 07/22/09 17:30**		
Volatile Organic Compounds by EPA 8260B - cont.										
1,2-Dichloroethane-d4	*120 %*		*Surr Limits: (66-137%)*				*07/24/09 15:42*	*PQ*	*9G24038*	*8260B*
4-Bromofluorobenzene	*96 %*		*Surr Limits: (73-120%)*				*07/24/09 15:42*	*PQ*	*9G24038*	*8260B*
Toluene-d8	*100 %*		*Surr Limits: (71-126%)*				*07/24/09 15:42*	*PQ*	*9G24038*	*8260B*

TestAmerica
THE LEADER IN ENVIRONMENTAL TESTING

AECOM - Amherst, NY
100 Corporate Pkwy-Univ Centre
Amherst, NY 14226

Work Order: RSG0821

Project: Earth Tech, Inc. - Scott Aviation site
Project Number: EARTH-0001

Received: 07/22/09
Reported: 08/04/09 16:47

Analytical Report

Analyte	Sample Result	Data Qualifiers	RL	MDL	Units	Dil Fac	Date Analyzed	Lab Tech	Batch	Method
Sample ID: RSG0821-05 (MW-2 - Ground Water)					**Sampled: 07/22/09 09:35**			**Recvd: 07/22/09 17:30**		
Volatile Organic Compounds by EPA 8260B										
1,1,1-Trichloroethane	ND		5.0	0.26	ug/L	1.00	07/24/09 16:11	PQ	9G24038	8260B
1,1,2,2-Tetrachloroethane	ND		5.0	0.21	ug/L	1.00	07/24/09 16:11	PQ	9G24038	8260B
1,1,2-Trichloroethane	ND		5.0	0.23	ug/L	1.00	07/24/09 16:11	PQ	9G24038	8260B
1,1,2-Trichloro-1,2,2-trifluoroethane	ND		5.0	0.31	ug/L	1.00	07/24/09 16:11	PQ	9G24038	8260B
1,1-Dichloroethane	ND		5.0	0.38	ug/L	1.00	07/24/09 16:11	PQ	9G24038	8260B
1,1-Dichloroethene	ND		5.0	0.29	ug/L	1.00	07/24/09 16:11	PQ	9G24038	8260B
1,2,4-Trichlorobenzene	ND		5.0	0.41	ug/L	1.00	07/24/09 16:11	PQ	9G24038	8260B
1,2-Dibromo-3-chloropropane	ND		5.0	0.39	ug/L	1.00	07/24/09 16:11	PQ	9G24038	8260B
1,2-Dibromoethane	ND		5.0	0.17	ug/L	1.00	07/24/09 16:11	PQ	9G24038	8260B
1,2-Dichlorobenzene	ND		5.0	0.20	ug/L	1.00	07/24/09 16:11	PQ	9G24038	8260B
1,2-Dichloroethane	ND		5.0	0.21	ug/L	1.00	07/24/09 16:11	PQ	9G24038	8260B
1,2-Dichloropropane	ND		5.0	0.32	ug/L	1.00	07/24/09 16:11	PQ	9G24038	8260B
1,3-Dichlorobenzene	ND		5.0	0.36	ug/L	1.00	07/24/09 16:11	PQ	9G24038	8260B
1,4-Dichlorobenzene	ND		5.0	0.39	ug/L	1.00	07/24/09 16:11	PQ	9G24038	8260B
2-Butanone	ND		25	1.3	ug/L	1.00	07/24/09 16:11	PQ	9G24038	8260B
2-Hexanone	ND		25	1.2	ug/L	1.00	07/24/09 16:11	PQ	9G24038	8260B
4-Methyl-2-pentanone	ND		25	0.91	ug/L	1.00	07/24/09 16:11	PQ	9G24038	8260B
Acetone	ND		25	1.3	ug/L	1.00	07/24/09 16:11	PQ	9G24038	8260B
Benzene	**0.76**	J	5.0	0.41	ug/L	1.00	07/24/09 16:11	PQ	9G24038	8260B
Bromodichloromethane	ND		5.0	0.39	ug/L	1.00	07/24/09 16:11	PQ	9G24038	8260B
Bromoform	ND		5.0	0.26	ug/L	1.00	07/24/09 16:11	PQ	9G24038	8260B
Bromomethane	ND		5.0	0.28	ug/L	1.00	07/24/09 16:11	PQ	9G24038	8260B
Carbon disulfide	ND		5.0	0.19	ug/L	1.00	07/24/09 16:11	PQ	9G24038	8260B
Carbon Tetrachloride	ND		5.0	0.27	ug/L	1.00	07/24/09 16:11	PQ	9G24038	8260B
Chlorobenzene	ND		5.0	0.32	ug/L	1.00	07/24/09 16:11	PQ	9G24038	8260B
Dibromochloromethane	ND		5.0	0.32	ug/L	1.00	07/24/09 16:11	PQ	9G24038	8260B
Chloroethane	**12**		5.0	0.32	ug/L	1.00	07/24/09 16:11	PQ	9G24038	8260B
Chloroform	ND		5.0	0.34	ug/L	1.00	07/24/09 16:11	PQ	9G24038	8260B
Chloromethane	ND		5.0	0.35	ug/L	1.00	07/24/09 16:11	PQ	9G24038	8260B
cis-1,2-Dichloroethene	ND		5.0	0.38	ug/L	1.00	07/24/09 16:11	PQ	9G24038	8260B
cis-1,3-Dichloropropene	ND		5.0	0.36	ug/L	1.00	07/24/09 16:11	PQ	9G24038	8260B
Cyclohexane	ND		5.0	0.53	ug/L	1.00	07/24/09 16:11	PQ	9G24038	8260B
Dichlorodifluoromethane	ND		5.0	0.29	ug/L	1.00	07/24/09 16:11	PQ	9G24038	8260B
Ethylbenzene	ND		5.0	0.18	ug/L	1.00	07/24/09 16:11	PQ	9G24038	8260B
Isopropylbenzene	ND		5.0	0.19	ug/L	1.00	07/24/09 16:11	PQ	9G24038	8260B
Methyl Acetate	ND		5.0	0.50	ug/L	1.00	07/24/09 16:11	PQ	9G24038	8260B
Methyl-t-Butyl Ether (MTBE)	ND		5.0	0.16	ug/L	1.00	07/24/09 16:11	PQ	9G24038	8260B
Methylcyclohexane	ND		5.0	0.50	ug/L	1.00	07/24/09 16:11	PQ	9G24038	8260B
Methylene Chloride	ND		5.0	0.44	ug/L	1.00	07/24/09 16:11	PQ	9G24038	8260B
Styrene	ND		5.0	0.18	ug/L	1.00	07/24/09 16:11	PQ	9G24038	8260B
Tetrachloroethene	ND		5.0	0.36	ug/L	1.00	07/24/09 16:11	PQ	9G24038	8260B
Toluene	ND		5.0	0.51	ug/L	1.00	07/24/09 16:11	PQ	9G24038	8260B
trans-1,2-Dichloroethene	ND		5.0	0.42	ug/L	1.00	07/24/09 16:11	PQ	9G24038	8260B
trans-1,3-Dichloropropene	ND		5.0	0.37	ug/L	1.00	07/24/09 16:11	PQ	9G24038	8260B
Trichloroethene	ND		5.0	0.46	ug/L	1.00	07/24/09 16:11	PQ	9G24038	8260B
Trichlorofluoromethane	ND		5.0	0.15	ug/L	1.00	07/24/09 16:11	PQ	9G24038	8260B
Vinyl chloride	ND		5.0	0.24	ug/L	1.00	07/24/09 16:11	PQ	9G24038	8260B
Xylenes, total	ND		15	0.66	ug/L	1.00	07/24/09 16:11	PQ	9G24038	8260B

TestAmerica
THE LEADER IN ENVIRONMENTAL TESTING

AECOM - Amherst, NY
100 Corporate Pkwy-Univ Centre
Amherst, NY 14226

Work Order: RSG0821

Project: Earth Tech, Inc. - Scott Aviation site
Project Number: EARTH-0001

Received: 07/22/09
Reported: 08/04/09 16:47

Analytical Report

Analyte	Sample Result	Data Qualifiers	RL	MDL	Units	Dil Fac	Date Analyzed	Lab Tech	Batch	Method
Sample ID: RSG0821-05 (MW-2 - Ground Water) - cont.						**Sampled: 07/22/09 09:35**		**Recvd: 07/22/09 17:30**		
Volatile Organic Compounds by EPA 8260B - cont.										
1,2-Dichloroethane-d4	*113 %*		*Surr Limits: (66-137%)*				*07/24/09 16:11*	*PQ*	*9G24038*	*8260B*
4-Bromofluorobenzene	*91 %*		*Surr Limits: (73-120%)*				*07/24/09 16:11*	*PQ*	*9G24038*	*8260B*
Toluene-d8	*94 %*		*Surr Limits: (71-126%)*				*07/24/09 16:11*	*PQ*	*9G24038*	*8260B*

TestAmerica
THE LEADER IN ENVIRONMENTAL TESTING

AECOM - Amherst, NY
100 Corporate Pkwy-Univ Centre
Amherst, NY 14226

Work Order: RSG0821

Project: Earth Tech, Inc. - Scott Aviation site
Project Number: EARTH-0001

Received: 07/22/09
Reported: 08/04/09 16:47

Analytical Report

Sample ID: RSG0821-06 (MW-3 - Ground Water) Sampled: 07/22/09 10:15 Recvd: 07/22/09 17:30

Volatile Organic Compounds by EPA 8260B

Analyte	Sample Result	Data Qualifiers	RL	MDL	Units	Dil Fac	Date Analyzed	Lab Tech	Batch	Method
1,1,1-Trichloroethane	ND		5.0	0.26	ug/L	1.00	07/24/09 16:39	PQ	9G24038	8260B
1,1,2,2-Tetrachloroethane	ND		5.0	0.21	ug/L	1.00	07/24/09 16:39	PQ	9G24038	8260B
1,1,2-Trichloroethane	ND		5.0	0.23	ug/L	1.00	07/24/09 16:39	PQ	9G24038	8260B
1,1,2-Trichloro-1,2,2-trifluoroethane	ND		5.0	0.31	ug/L	1.00	07/24/09 16:39	PQ	9G24038	8260B
1,1-Dichloroethane	**10**		5.0	0.38	ug/L	1.00	07/24/09 16:39	PQ	9G24038	8260B
1,1-Dichloroethene	ND		5.0	0.29	ug/L	1.00	07/24/09 16:39	PQ	9G24038	8260B
1,2,4-Trichlorobenzene	ND		5.0	0.41	ug/L	1.00	07/24/09 16:39	PQ	9G24038	8260B
1,2-Dibromo-3-chloropropane	ND		5.0	0.39	ug/L	1.00	07/24/09 16:39	PQ	9G24038	8260B
1,2-Dibromoethane	ND		5.0	0.17	ug/L	1.00	07/24/09 16:39	PQ	9G24038	8260B
1,2-Dichlorobenzene	ND		5.0	0.20	ug/L	1.00	07/24/09 16:39	PQ	9G24038	8260B
1,2-Dichloroethane	ND		5.0	0.21	ug/L	1.00	07/24/09 16:39	PQ	9G24038	8260B
1,2-Dichloropropane	ND		5.0	0.32	ug/L	1.00	07/24/09 16:39	PQ	9G24038	8260B
1,3-Dichlorobenzene	ND		5.0	0.36	ug/L	1.00	07/24/09 16:39	PQ	9G24038	8260B
1,4-Dichlorobenzene	ND		5.0	0.39	ug/L	1.00	07/24/09 16:39	PQ	9G24038	8260B
2-Butanone	ND		25	1.3	ug/L	1.00	07/24/09 16:39	PQ	9G24038	8260B
2-Hexanone	ND		25	1.2	ug/L	1.00	07/24/09 16:39	PQ	9G24038	8260B
4-Methyl-2-pentanone	ND		25	0.91	ug/L	1.00	07/24/09 16:39	PQ	9G24038	8260B
Acetone	ND		25	1.3	ug/L	1.00	07/24/09 16:39	PQ	9G24038	8260B
Benzene	ND		5.0	0.41	ug/L	1.00	07/24/09 16:39	PQ	9G24038	8260B
Bromodichloromethane	ND		5.0	0.39	ug/L	1.00	07/24/09 16:39	PQ	9G24038	8260B
Bromoform	ND		5.0	0.26	ug/L	1.00	07/24/09 16:39	PQ	9G24038	8260B
Bromomethane	ND		5.0	0.28	ug/L	1.00	07/24/09 16:39	PQ	9G24038	8260B
Carbon disulfide	ND		5.0	0.19	ug/L	1.00	07/24/09 16:39	PQ	9G24038	8260B
Carbon Tetrachloride	ND		5.0	0.27	ug/L	1.00	07/24/09 16:39	PQ	9G24038	8260B
Chlorobenzene	ND		5.0	0.32	ug/L	1.00	07/24/09 16:39	PQ	9G24038	8260B
Dibromochloromethane	ND		5.0	0.32	ug/L	1.00	07/24/09 16:39	PQ	9G24038	8260B
Chloroethane	**4.5**	J	5.0	0.32	ug/L	1.00	07/24/09 16:39	PQ	9G24038	8260B
Chloroform	ND		5.0	0.34	ug/L	1.00	07/24/09 16:39	PQ	9G24038	8260B
Chloromethane	ND		5.0	0.35	ug/L	1.00	07/24/09 16:39	PQ	9G24038	8260B
cis-1,2-Dichloroethene	**2.5**	J	5.0	0.38	ug/L	1.00	07/24/09 16:39	PQ	9G24038	8260B
cis-1,3-Dichloropropene	ND		5.0	0.36	ug/L	1.00	07/24/09 16:39	PQ	9G24038	8260B
Cyclohexane	ND		5.0	0.53	ug/L	1.00	07/24/09 16:39	PQ	9G24038	8260B
Dichlorodifluoromethane	ND		5.0	0.29	ug/L	1.00	07/24/09 16:39	PQ	9G24038	8260B
Ethylbenzene	ND		5.0	0.18	ug/L	1.00	07/24/09 16:39	PQ	9G24038	8260B
Isopropylbenzene	ND		5.0	0.19	ug/L	1.00	07/24/09 16:39	PQ	9G24038	8260B
Methyl Acetate	ND		5.0	0.50	ug/L	1.00	07/24/09 16:39	PQ	9G24038	8260B
Methyl-t-Butyl Ether (MTBE)	ND		5.0	0.16	ug/L	1.00	07/24/09 16:39	PQ	9G24038	8260B
Methylcyclohexane	ND		5.0	0.50	ug/L	1.00	07/24/09 16:39	PQ	9G24038	8260B
Methylene Chloride	ND		5.0	0.44	ug/L	1.00	07/24/09 16:39	PQ	9G24038	8260B
Styrene	ND		5.0	0.18	ug/L	1.00	07/24/09 16:39	PQ	9G24038	8260B
Tetrachloroethene	ND		5.0	0.36	ug/L	1.00	07/24/09 16:39	PQ	9G24038	8260B
Toluene	ND		5.0	0.51	ug/L	1.00	07/24/09 16:39	PQ	9G24038	8260B
trans-1,2-Dichloroethene	ND		5.0	0.42	ug/L	1.00	07/24/09 16:39	PQ	9G24038	8260B
trans-1,3-Dichloropropene	ND		5.0	0.37	ug/L	1.00	07/24/09 16:39	PQ	9G24038	8260B
Trichloroethene	ND		5.0	0.46	ug/L	1.00	07/24/09 16:39	PQ	9G24038	8260B
Trichlorofluoromethane	ND		5.0	0.15	ug/L	1.00	07/24/09 16:39	PQ	9G24038	8260B
Vinyl chloride	**23**		5.0	0.24	ug/L	1.00	07/24/09 16:39	PQ	9G24038	8260B
Xylenes, total	ND		15	0.66	ug/L	1.00	07/24/09 16:39	PQ	9G24038	8260B

TestAmerica
THE LEADER IN ENVIRONMENTAL TESTING

AECOM - Amherst, NY
100 Corporate Pkwy-Univ Centre
Amherst, NY 14226

Work Order: RSG0821

Project: Earth Tech, Inc. - Scott Aviation site
Project Number: EARTH-0001

Received: 07/22/09
Reported: 08/04/09 16:47

Analytical Report

Analyte	Sample Result	Data Qualifiers	RL	MDL	Units	Dil Fac	Date Analyzed	Lab Tech	Batch	Method
Sample ID: RSG0821-06 (MW-3 - Ground Water) - cont.						**Sampled: 07/22/09 10:15**		**Recvd: 07/22/09 17:30**		
Volatile Organic Compounds by EPA 8260B - cont.										
1,2-Dichloroethane-d4	*112 %*		*Surr Limits: (66-137%)*				*07/24/09 16:39*	*PQ*	*9G24038*	*8260B*
4-Bromofluorobenzene	*91 %*		*Surr Limits: (73-120%)*				*07/24/09 16:39*	*PQ*	*9G24038*	*8260B*
Toluene-d8	*95 %*		*Surr Limits: (71-126%)*				*07/24/09 16:39*	*PQ*	*9G24038*	*8260B*

TestAmerica
THE LEADER IN ENVIRONMENTAL TESTING

AECOM - Amherst, NY
100 Corporate Pkwy-Univ Centre
Amherst, NY 14226

Work Order: RSG0821

Project: Earth Tech, Inc. - Scott Aviation site
Project Number: EARTH-0001

Received: 07/22/09
Reported: 08/04/09 16:47

Analytical Report

Analyte	Sample Result	Data Qualifiers	RL	MDL	Units	Dil Fac	Date Analyzed	Lab Tech	Batch	Method
Sample ID: RSG0821-07 (MW-4 - Ground Water)					**Sampled: 07/22/09 13:20**			**Recvd: 07/22/09 17:30**		
Volatile Organic Compounds by EPA 8260B										
1,1,1-Trichloroethane	**110**	D08,J	250	13	ug/L	50.0	07/25/09 14:19	PQ	9G25007	8260B
1,1,2,2-Tetrachloroethane	ND	D08	250	11	ug/L	50.0	07/25/09 14:19	PQ	9G25007	8260B
1,1,2-Trichloroethane	ND	D08	250	12	ug/L	50.0	07/25/09 14:19	PQ	9G25007	8260B
1,1,2-Trichloro-1,2,2-trifluoroethane	ND	D08	250	15	ug/L	50.0	07/25/09 14:19	PQ	9G25007	8260B
1,1-Dichloroethane	**68**	D08,J	250	19	ug/L	50.0	07/25/09 14:19	PQ	9G25007	8260B
1,1-Dichloroethene	**41**	D08,J	250	15	ug/L	50.0	07/25/09 14:19	PQ	9G25007	8260B
1,2,4-Trichlorobenzene	ND	D08	250	20	ug/L	50.0	07/25/09 14:19	PQ	9G25007	8260B
1,2-Dibromo-3-chloropropane	ND	D08	250	20	ug/L	50.0	07/25/09 14:19	PQ	9G25007	8260B
1,2-Dibromoethane	ND	D08	250	8.3	ug/L	50.0	07/25/09 14:19	PQ	9G25007	8260B
1,2-Dichlorobenzene	ND	D08	250	10	ug/L	50.0	07/25/09 14:19	PQ	9G25007	8260B
1,2-Dichloroethane	ND	D08	250	11	ug/L	50.0	07/25/09 14:19	PQ	9G25007	8260B
1,2-Dichloropropane	ND	D08	250	16	ug/L	50.0	07/25/09 14:19	PQ	9G25007	8260B
1,3-Dichlorobenzene	ND	D08	250	18	ug/L	50.0	07/25/09 14:19	PQ	9G25007	8260B
1,4-Dichlorobenzene	ND	D08	250	20	ug/L	50.0	07/25/09 14:19	PQ	9G25007	8260B
2-Butanone	ND	D08	1200	66	ug/L	50.0	07/25/09 14:19	PQ	9G25007	8260B
2-Hexanone	ND	D08	1200	62	ug/L	50.0	07/25/09 14:19	PQ	9G25007	8260B
4-Methyl-2-pentanone	ND	D08	1200	45	ug/L	50.0	07/25/09 14:19	PQ	9G25007	8260B
Acetone	ND	D08	1200	67	ug/L	50.0	07/25/09 14:19	PQ	9G25007	8260B
Benzene	ND	D08	250	20	ug/L	50.0	07/25/09 14:19	PQ	9G25007	8260B
Bromodichloromethane	ND	D08	250	19	ug/L	50.0	07/25/09 14:19	PQ	9G25007	8260B
Bromoform	ND	D08	250	13	ug/L	50.0	07/25/09 14:19	PQ	9G25007	8260B
Bromomethane	ND	D08	250	14	ug/L	50.0	07/25/09 14:19	PQ	9G25007	8260B
Carbon disulfide	ND	D08	250	9.7	ug/L	50.0	07/25/09 14:19	PQ	9G25007	8260B
Carbon Tetrachloride	ND	D08	250	13	ug/L	50.0	07/25/09 14:19	PQ	9G25007	8260B
Chlorobenzene	ND	D08	250	16	ug/L	50.0	07/25/09 14:19	PQ	9G25007	8260B
Dibromochloromethane	ND	D08	250	16	ug/L	50.0	07/25/09 14:19	PQ	9G25007	8260B
Chloroethane	ND	D08	250	16	ug/L	50.0	07/25/09 14:19	PQ	9G25007	8260B
Chloroform	ND	D08	250	17	ug/L	50.0	07/25/09 14:19	PQ	9G25007	8260B
Chloromethane	ND	D08	250	17	ug/L	50.0	07/25/09 14:19	PQ	9G25007	8260B
cis-1,2-Dichloroethene	**4700**	D08	250	19	ug/L	50.0	07/25/09 14:19	PQ	9G25007	8260B
cis-1,3-Dichloropropene	ND	D08	250	18	ug/L	50.0	07/25/09 14:19	PQ	9G25007	8260B
Cyclohexane	ND	D08	250	27	ug/L	50.0	07/25/09 14:19	PQ	9G25007	8260B
Dichlorodifluoromethane	ND	D08	250	14	ug/L	50.0	07/25/09 14:19	PQ	9G25007	8260B
Ethylbenzene	ND	D08	250	9.2	ug/L	50.0	07/25/09 14:19	PQ	9G25007	8260B
Isopropylbenzene	ND	D08	250	9.6	ug/L	50.0	07/25/09 14:19	PQ	9G25007	8260B
Methyl Acetate	ND	D08	250	25	ug/L	50.0	07/25/09 14:19	PQ	9G25007	8260B
Methyl-t-Butyl Ether (MTBE)	ND	D08	250	8.0	ug/L	50.0	07/25/09 14:19	PQ	9G25007	8260B
Methylcyclohexane	ND	D08	250	25	ug/L	50.0	07/25/09 14:19	PQ	9G25007	8260B
Methylene Chloride	ND	D08	250	22	ug/L	50.0	07/25/09 14:19	PQ	9G25007	8260B
Styrene	ND	D08	250	9.2	ug/L	50.0	07/25/09 14:19	PQ	9G25007	8260B
Tetrachloroethene	ND	D08	250	18	ug/L	50.0	07/25/09 14:19	PQ	9G25007	8260B
Toluene	ND	D08	250	26	ug/L	50.0	07/25/09 14:19	PQ	9G25007	8260B
trans-1,2-Dichloroethene	ND	D08	250	21	ug/L	50.0	07/25/09 14:19	PQ	9G25007	8260B
trans-1,3-Dichloropropene	ND	D08	250	18	ug/L	50.0	07/25/09 14:19	PQ	9G25007	8260B
Trichloroethene	**2300**	D08	250	23	ug/L	50.0	07/25/09 14:19	PQ	9G25007	8260B
Trichlorofluoromethane	ND	D08	250	7.6	ug/L	50.0	07/25/09 14:19	PQ	9G25007	8260B
Vinyl chloride	**410**	D08	250	12	ug/L	50.0	07/25/09 14:19	PQ	9G25007	8260B
Xylenes, total	ND	D08	750	33	ug/L	50.0	07/25/09 14:19	PQ	9G25007	8260B

TestAmerica
THE LEADER IN ENVIRONMENTAL TESTING

AECOM - Amherst, NY
100 Corporate Pkwy-Univ Centre
Amherst, NY 14226

Work Order: RSG0821

Project: Earth Tech, Inc. - Scott Aviation site
Project Number: EARTH-0001

Received: 07/22/09
Reported: 08/04/09 16:47

Analytical Report

Analyte	Sample Result	Data Qualifiers	RL	MDL	Units	Dil Fac	Date Analyzed	Lab Tech	Batch	Method
Sample ID: RSG0821-07 (MW-4 - Ground Water) - cont.						**Sampled: 07/22/09 13:20**		**Recvd: 07/22/09 17:30**		
Volatile Organic Compounds by EPA 8260B - cont.										
1,2-Dichloroethane-d4	*117 %*	*D08*	*Surr Limits: (66-137%)*				*07/25/09 14:19*	*PQ*	*9G25007*	*8260B*
4-Bromofluorobenzene	*94 %*	*D08*	*Surr Limits: (73-120%)*				*07/25/09 14:19*	*PQ*	*9G25007*	*8260B*
Toluene-d8	*96 %*	*D08*	*Surr Limits: (71-126%)*				*07/25/09 14:19*	*PQ*	*9G25007*	*8260B*

TestAmerica
THE LEADER IN ENVIRONMENTAL TESTING

AECOM - Amherst, NY
100 Corporate Pkwy-Univ Centre
Amherst, NY 14226

Work Order: RSG0821

Project: Earth Tech, Inc. - Scott Aviation site
Project Number: EARTH-0001

Received: 07/22/09
Reported: 08/04/09 16:47

Analytical Report

Sample ID: RSG0821-08 (MW-6 - Ground Water) — **Sampled: 07/21/09 10:55** — **Recvd: 07/22/09 17:30**

Volatile Organic Compounds by EPA 8260B

Analyte	Sample Result	Data Qualifiers	RL	MDL	Units	Dil Fac	Date Analyzed	Lab Tech	Batch	Method
1,1,1-Trichloroethane	ND		5.0	0.26	ug/L	1.00	07/24/09 17:36	PQ	9G24038	8260B
1,1,2,2-Tetrachloroethane	ND		5.0	0.21	ug/L	1.00	07/24/09 17:36	PQ	9G24038	8260B
1,1,2-Trichloroethane	ND		5.0	0.23	ug/L	1.00	07/24/09 17:36	PQ	9G24038	8260B
1,1,2-Trichloro-1,2,2-trifluoroethane	ND		5.0	0.31	ug/L	1.00	07/24/09 17:36	PQ	9G24038	8260B
1,1-Dichloroethane	ND		5.0	0.38	ug/L	1.00	07/24/09 17:36	PQ	9G24038	8260B
1,1-Dichloroethene	ND		5.0	0.29	ug/L	1.00	07/24/09 17:36	PQ	9G24038	8260B
1,2,4-Trichlorobenzene	ND		5.0	0.41	ug/L	1.00	07/24/09 17:36	PQ	9G24038	8260B
1,2-Dibromo-3-chloropropane	ND		5.0	0.39	ug/L	1.00	07/24/09 17:36	PQ	9G24038	8260B
1,2-Dibromoethane	ND		5.0	0.17	ug/L	1.00	07/24/09 17:36	PQ	9G24038	8260B
1,2-Dichlorobenzene	ND		5.0	0.20	ug/L	1.00	07/24/09 17:36	PQ	9G24038	8260B
1,2-Dichloroethane	ND		5.0	0.21	ug/L	1.00	07/24/09 17:36	PQ	9G24038	8260B
1,2-Dichloropropane	ND		5.0	0.32	ug/L	1.00	07/24/09 17:36	PQ	9G24038	8260B
1,3-Dichlorobenzene	ND		5.0	0.36	ug/L	1.00	07/24/09 17:36	PQ	9G24038	8260B
1,4-Dichlorobenzene	ND		5.0	0.39	ug/L	1.00	07/24/09 17:36	PQ	9G24038	8260B
2-Butanone	ND		25	1.3	ug/L	1.00	07/24/09 17:36	PQ	9G24038	8260B
2-Hexanone	ND		25	1.2	ug/L	1.00	07/24/09 17:36	PQ	9G24038	8260B
4-Methyl-2-pentanone	ND		25	0.91	ug/L	1.00	07/24/09 17:36	PQ	9G24038	8260B
Acetone	ND		25	1.3	ug/L	1.00	07/24/09 17:36	PQ	9G24038	8260B
Benzene	ND		5.0	0.41	ug/L	1.00	07/24/09 17:36	PQ	9G24038	8260B
Bromodichloromethane	ND		5.0	0.39	ug/L	1.00	07/24/09 17:36	PQ	9G24038	8260B
Bromoform	ND		5.0	0.26	ug/L	1.00	07/24/09 17:36	PQ	9G24038	8260B
Bromomethane	ND		5.0	0.28	ug/L	1.00	07/24/09 17:36	PQ	9G24038	8260B
Carbon disulfide	ND		5.0	0.19	ug/L	1.00	07/24/09 17:36	PQ	9G24038	8260B
Carbon Tetrachloride	ND		5.0	0.27	ug/L	1.00	07/24/09 17:36	PQ	9G24038	8260B
Chlorobenzene	ND		5.0	0.32	ug/L	1.00	07/24/09 17:36	PQ	9G24038	8260B
Dibromochloromethane	ND		5.0	0.32	ug/L	1.00	07/24/09 17:36	PQ	9G24038	8260B
Chloroethane	ND		5.0	0.32	ug/L	1.00	07/24/09 17:36	PQ	9G24038	8260B
Chloroform	ND		5.0	0.34	ug/L	1.00	07/24/09 17:36	PQ	9G24038	8260B
Chloromethane	ND		5.0	0.35	ug/L	1.00	07/24/09 17:36	PQ	9G24038	8260B
cis-1,2-Dichloroethene	ND		5.0	0.38	ug/L	1.00	07/24/09 17:36	PQ	9G24038	8260B
cis-1,3-Dichloropropene	ND		5.0	0.36	ug/L	1.00	07/24/09 17:36	PQ	9G24038	8260B
Cyclohexane	ND		5.0	0.53	ug/L	1.00	07/24/09 17:36	PQ	9G24038	8260B
Dichlorodifluoromethane	ND		5.0	0.29	ug/L	1.00	07/24/09 17:36	PQ	9G24038	8260B
Ethylbenzene	ND		5.0	0.18	ug/L	1.00	07/24/09 17:36	PQ	9G24038	8260B
Isopropylbenzene	ND		5.0	0.19	ug/L	1.00	07/24/09 17:36	PQ	9G24038	8260B
Methyl Acetate	ND		5.0	0.50	ug/L	1.00	07/24/09 17:36	PQ	9G24038	8260B
Methyl-t-Butyl Ether (MTBE)	ND		5.0	0.16	ug/L	1.00	07/24/09 17:36	PQ	9G24038	8260B
Methylcyclohexane	ND		5.0	0.50	ug/L	1.00	07/24/09 17:36	PQ	9G24038	8260B
Methylene Chloride	ND		5.0	0.44	ug/L	1.00	07/24/09 17:36	PQ	9G24038	8260B
Styrene	ND		5.0	0.18	ug/L	1.00	07/24/09 17:36	PQ	9G24038	8260B
Tetrachloroethene	ND		5.0	0.36	ug/L	1.00	07/24/09 17:36	PQ	9G24038	8260B
Toluene	ND		5.0	0.51	ug/L	1.00	07/24/09 17:36	PQ	9G24038	8260B
trans-1,2-Dichloroethene	ND		5.0	0.42	ug/L	1.00	07/24/09 17:36	PQ	9G24038	8260B
trans-1,3-Dichloropropene	ND		5.0	0.37	ug/L	1.00	07/24/09 17:36	PQ	9G24038	8260B
Trichloroethene	ND		5.0	0.46	ug/L	1.00	07/24/09 17:36	PQ	9G24038	8260B
Trichlorofluoromethane	ND		5.0	0.15	ug/L	1.00	07/24/09 17:36	PQ	9G24038	8260B
Vinyl chloride	ND		5.0	0.24	ug/L	1.00	07/24/09 17:36	PQ	9G24038	8260B
Xylenes, total	ND		15	0.66	ug/L	1.00	07/24/09 17:36	PQ	9G24038	8260B

TestAmerica
THE LEADER IN ENVIRONMENTAL TESTING

AECOM - Amherst, NY
100 Corporate Pkwy-Univ Centre
Amherst, NY 14226

Work Order: RSG0821

Project: Earth Tech, Inc. - Scott Aviation site
Project Number: EARTH-0001

Received: 07/22/09
Reported: 08/04/09 16:47

Analytical Report

Analyte	Sample Result	Data Qualifiers	RL	MDL	Units	Dil Fac	Date Analyzed	Lab Tech	Batch	Method
Sample ID: RSG0821-08 (MW-6 - Ground Water) - cont.						**Sampled: 07/21/09 10:55**		**Recvd: 07/22/09 17:30**		
Volatile Organic Compounds by EPA 8260B - cont.										
1,2-Dichloroethane-d4	*116 %*		*Surr Limits: (66-137%)*				*07/24/09 17:36*	*PQ*	*9G24038*	*8260B*
4-Bromofluorobenzene	*91 %*		*Surr Limits: (73-120%)*				*07/24/09 17:36*	*PQ*	*9G24038*	*8260B*
Toluene-d8	*95 %*		*Surr Limits: (71-126%)*				*07/24/09 17:36*	*PQ*	*9G24038*	*8260B*

TestAmerica
THE LEADER IN ENVIRONMENTAL TESTING

AECOM - Amherst, NY
100 Corporate Pkwy-Univ Centre
Amherst, NY 14226

Work Order: RSG0821

Project: Earth Tech, Inc. - Scott Aviation site
Project Number: EARTH-0001

Received: 07/22/09
Reported: 08/04/09 16:47

Analytical Report

Sample ID: RSG0821-09 (MW-16S - Ground Water) Sampled: 07/22/09 14:50 Recvd: 07/22/09 17:30

Volatile Organic Compounds by EPA 8260B

Analyte	Sample Result	Data Qualifiers	RL	MDL	Units	Dil Fac	Date Analyzed	Lab Tech	Batch	Method
1,1,1-Trichloroethane	**740**	D08,J	5000	260	ug/L	1000	07/24/09 18:04	PQ	9G24038	8260B
1,1,2,2-Tetrachloroethane	ND	D08	5000	210	ug/L	1000	07/24/09 18:04	PQ	9G24038	8260B
1,1,2-Trichloroethane	ND	D08	5000	230	ug/L	1000	07/24/09 18:04	PQ	9G24038	8260B
1,1,2-Trichloro-1,2,2-trifluoroethane	ND	D08	5000	310	ug/L	1000	07/24/09 18:04	PQ	9G24038	8260B
1,1-Dichloroethane	**1500**	D08,J	5000	380	ug/L	1000	07/24/09 18:04	PQ	9G24038	8260B
1,1-Dichloroethene	**450**	D08,J	5000	290	ug/L	1000	07/24/09 18:04	PQ	9G24038	8260B
1,2,4-Trichlorobenzene	ND	D08	5000	410	ug/L	1000	07/24/09 18:04	PQ	9G24038	8260B
1,2-Dibromo-3-chloropropane	ND	D08	5000	390	ug/L	1000	07/24/09 18:04	PQ	9G24038	8260B
1,2-Dibromoethane	ND	D08	5000	170	ug/L	1000	07/24/09 18:04	PQ	9G24038	8260B
1,2-Dichlorobenzene	ND	D08	5000	200	ug/L	1000	07/24/09 18:04	PQ	9G24038	8260B
1,2-Dichloroethane	ND	D08	5000	210	ug/L	1000	07/24/09 18:04	PQ	9G24038	8260B
1,2-Dichloropropane	ND	D08	5000	320	ug/L	1000	07/24/09 18:04	PQ	9G24038	8260B
1,3-Dichlorobenzene	ND	D08	5000	360	ug/L	1000	07/24/09 18:04	PQ	9G24038	8260B
1,4-Dichlorobenzene	ND	D08	5000	390	ug/L	1000	07/24/09 18:04	PQ	9G24038	8260B
2-Butanone	ND	D08	25000	1300	ug/L	1000	07/24/09 18:04	PQ	9G24038	8260B
2-Hexanone	ND	D08	25000	1200	ug/L	1000	07/24/09 18:04	PQ	9G24038	8260B
4-Methyl-2-pentanone	ND	D08	25000	910	ug/L	1000	07/24/09 18:04	PQ	9G24038	8260B
Acetone	ND	D08	25000	1300	ug/L	1000	07/24/09 18:04	PQ	9G24038	8260B
Benzene	ND	D08	5000	410	ug/L	1000	07/24/09 18:04	PQ	9G24038	8260B
Bromodichloromethane	ND	D08	5000	390	ug/L	1000	07/24/09 18:04	PQ	9G24038	8260B
Bromoform	ND	D08	5000	260	ug/L	1000	07/24/09 18:04	PQ	9G24038	8260B
Bromomethane	ND	D08	5000	280	ug/L	1000	07/24/09 18:04	PQ	9G24038	8260B
Carbon disulfide	ND	D08	5000	190	ug/L	1000	07/24/09 18:04	PQ	9G24038	8260B
Carbon Tetrachloride	ND	D08	5000	270	ug/L	1000	07/24/09 18:04	PQ	9G24038	8260B
Chlorobenzene	ND	D08	5000	320	ug/L	1000	07/24/09 18:04	PQ	9G24038	8260B
Dibromochloromethane	ND	D08	5000	320	ug/L	1000	07/24/09 18:04	PQ	9G24038	8260B
Chloroethane	**650**	D08,J	5000	320	ug/L	1000	07/24/09 18:04	PQ	9G24038	8260B
Chloroform	ND	D08	5000	340	ug/L	1000	07/24/09 18:04	PQ	9G24038	8260B
Chloromethane	ND	D08	5000	350	ug/L	1000	07/24/09 18:04	PQ	9G24038	8260B
cis-1,2-Dichloroethene	**45000**	D08	5000	380	ug/L	1000	07/24/09 18:04	PQ	9G24038	8260B
cis-1,3-Dichloropropene	ND	D08	5000	360	ug/L	1000	07/24/09 18:04	PQ	9G24038	8260B
Cyclohexane	ND	D08	5000	530	ug/L	1000	07/24/09 18:04	PQ	9G24038	8260B
Dichlorodifluoromethane	ND	D08	5000	290	ug/L	1000	07/24/09 18:04	PQ	9G24038	8260B
Ethylbenzene	ND	D08	5000	180	ug/L	1000	07/24/09 18:04	PQ	9G24038	8260B
Isopropylbenzene	ND	D08	5000	190	ug/L	1000	07/24/09 18:04	PQ	9G24038	8260B
Methyl Acetate	ND	D08	5000	500	ug/L	1000	07/24/09 18:04	PQ	9G24038	8260B
Methyl-t-Butyl Ether (MTBE)	ND	D08	5000	160	ug/L	1000	07/24/09 18:04	PQ	9G24038	8260B
Methylcyclohexane	ND	D08	5000	500	ug/L	1000	07/24/09 18:04	PQ	9G24038	8260B
Methylene Chloride	ND	D08	5000	440	ug/L	1000	07/24/09 18:04	PQ	9G24038	8260B
Styrene	ND	D08	5000	180	ug/L	1000	07/24/09 18:04	PQ	9G24038	8260B
Tetrachloroethene	ND	D08	5000	360	ug/L	1000	07/24/09 18:04	PQ	9G24038	8260B
Toluene	ND	D08	5000	510	ug/L	1000	07/24/09 18:04	PQ	9G24038	8260B
trans-1,2-Dichloroethene	ND	D08	5000	420	ug/L	1000	07/24/09 18:04	PQ	9G24038	8260B
trans-1,3-Dichloropropene	ND	D08	5000	370	ug/L	1000	07/24/09 18:04	PQ	9G24038	8260B
Trichloroethene	**87000**	D08	5000	460	ug/L	1000	07/24/09 18:04	PQ	9G24038	8260B
Trichlorofluoromethane	ND	D08	5000	150	ug/L	1000	07/24/09 18:04	PQ	9G24038	8260B
Vinyl chloride	**3000**	D08,J	5000	240	ug/L	1000	07/24/09 18:04	PQ	9G24038	8260B
Xylenes, total	ND	D08	15000	660	ug/L	1000	07/24/09 18:04	PQ	9G24038	8260B

TestAmerica
THE LEADER IN ENVIRONMENTAL TESTING

AECOM - Amherst, NY
100 Corporate Pkwy-Univ Centre
Amherst, NY 14226

Work Order: RSG0821

Project: Earth Tech, Inc. - Scott Aviation site
Project Number: EARTH-0001

Received: 07/22/09
Reported: 08/04/09 16:47

Analytical Report

Analyte	Sample Result	Data Qualifiers	RL	MDL	Units	Dil Fac	Date Analyzed	Lab Tech	Batch	Method
Sample ID: RSG0821-09 (MW-16S - Ground Water) - cont.						**Sampled: 07/22/09 14:50**		**Recvd: 07/22/09 17:30**		
Volatile Organic Compounds by EPA 8260B - cont.										
1,2-Dichloroethane-d4	*114 %*	*D08*	*Surr Limits: (66-137%)*				*07/24/09 18:04*	*PQ*	*9G24038*	*8260B*
4-Bromofluorobenzene	*92 %*	*D08*	*Surr Limits: (73-120%)*				*07/24/09 18:04*	*PQ*	*9G24038*	*8260B*
Toluene-d8	*94 %*	*D08*	*Surr Limits: (71-126%)*				*07/24/09 18:04*	*PQ*	*9G24038*	*8260B*

TestAmerica
THE LEADER IN ENVIRONMENTAL TESTING

AECOM - Amherst, NY
100 Corporate Pkwy-Univ Centre
Amherst, NY 14226

Work Order: RSG0821

Project: Earth Tech, Inc. - Scott Aviation site
Project Number: EARTH-0001

Received: 07/22/09
Reported: 08/04/09 16:47

Analytical Report

Analyte	Sample Result	Data Qualifiers	RL	MDL	Units	Dil Fac	Date Analyzed	Lab Tech	Batch	Method
Sample ID: RSG0821-10 (MW-12 - Ground Water)					**Sampled: 07/22/09 11:00**			**Recvd: 07/22/09 17:30**		
Volatile Organic Compounds by EPA 8260B										
1,1,1-Trichloroethane	ND		5.0	0.26	ug/L	1.00	07/24/09 18:32	PQ	9G24038	8260B
1,1,2,2-Tetrachloroethane	ND		5.0	0.21	ug/L	1.00	07/24/09 18:32	PQ	9G24038	8260B
1,1,2-Trichloroethane	ND		5.0	0.23	ug/L	1.00	07/24/09 18:32	PQ	9G24038	8260B
1,1,2-Trichloro-1,2,2-trifluoroethane	ND		5.0	0.31	ug/L	1.00	07/24/09 18:32	PQ	9G24038	8260B
1,1-Dichloroethane	**0.79**	J	5.0	0.38	ug/L	1.00	07/24/09 18:32	PQ	9G24038	8260B
1,1-Dichloroethene	ND		5.0	0.29	ug/L	1.00	07/24/09 18:32	PQ	9G24038	8260B
1,2,4-Trichlorobenzene	ND		5.0	0.41	ug/L	1.00	07/24/09 18:32	PQ	9G24038	8260B
1,2-Dibromo-3-chloropropane	ND		5.0	0.39	ug/L	1.00	07/24/09 18:32	PQ	9G24038	8260B
1,2-Dibromoethane	ND		5.0	0.17	ug/L	1.00	07/24/09 18:32	PQ	9G24038	8260B
1,2-Dichlorobenzene	ND		5.0	0.20	ug/L	1.00	07/24/09 18:32	PQ	9G24038	8260B
1,2-Dichloroethane	**0.41**	J	5.0	0.21	ug/L	1.00	07/24/09 18:32	PQ	9G24038	8260B
1,2-Dichloropropane	ND		5.0	0.32	ug/L	1.00	07/24/09 18:32	PQ	9G24038	8260B
1,3-Dichlorobenzene	ND		5.0	0.36	ug/L	1.00	07/24/09 18:32	PQ	9G24038	8260B
1,4-Dichlorobenzene	ND		5.0	0.39	ug/L	1.00	07/24/09 18:32	PQ	9G24038	8260B
2-Butanone	ND		25	1.3	ug/L	1.00	07/24/09 18:32	PQ	9G24038	8260B
2-Hexanone	ND		25	1.2	ug/L	1.00	07/24/09 18:32	PQ	9G24038	8260B
4-Methyl-2-pentanone	ND		25	0.91	ug/L	1.00	07/24/09 18:32	PQ	9G24038	8260B
Acetone	**2.3**	J	25	1.3	ug/L	1.00	07/24/09 18:32	PQ	9G24038	8260B
Benzene	ND		5.0	0.41	ug/L	1.00	07/24/09 18:32	PQ	9G24038	8260B
Bromodichloromethane	ND		5.0	0.39	ug/L	1.00	07/24/09 18:32	PQ	9G24038	8260B
Bromoform	ND		5.0	0.26	ug/L	1.00	07/24/09 18:32	PQ	9G24038	8260B
Bromomethane	ND		5.0	0.28	ug/L	1.00	07/24/09 18:32	PQ	9G24038	8260B
Carbon disulfide	ND		5.0	0.19	ug/L	1.00	07/24/09 18:32	PQ	9G24038	8260B
Carbon Tetrachloride	ND		5.0	0.27	ug/L	1.00	07/24/09 18:32	PQ	9G24038	8260B
Chlorobenzene	ND		5.0	0.32	ug/L	1.00	07/24/09 18:32	PQ	9G24038	8260B
Dibromochloromethane	ND		5.0	0.32	ug/L	1.00	07/24/09 18:32	PQ	9G24038	8260B
Chloroethane	**9.2**		5.0	0.32	ug/L	1.00	07/24/09 18:32	PQ	9G24038	8260B
Chloroform	ND		5.0	0.34	ug/L	1.00	07/24/09 18:32	PQ	9G24038	8260B
Chloromethane	ND		5.0	0.35	ug/L	1.00	07/24/09 18:32	PQ	9G24038	8260B
cis-1,2-Dichloroethene	ND		5.0	0.38	ug/L	1.00	07/24/09 18:32	PQ	9G24038	8260B
cis-1,3-Dichloropropene	ND		5.0	0.36	ug/L	1.00	07/24/09 18:32	PQ	9G24038	8260B
Cyclohexane	ND		5.0	0.53	ug/L	1.00	07/24/09 18:32	PQ	9G24038	8260B
Dichlorodifluoromethane	ND		5.0	0.29	ug/L	1.00	07/24/09 18:32	PQ	9G24038	8260B
Ethylbenzene	ND		5.0	0.18	ug/L	1.00	07/24/09 18:32	PQ	9G24038	8260B
Isopropylbenzene	ND		5.0	0.19	ug/L	1.00	07/24/09 18:32	PQ	9G24038	8260B
Methyl Acetate	ND		5.0	0.50	ug/L	1.00	07/24/09 18:32	PQ	9G24038	8260B
Methyl-t-Butyl Ether (MTBE)	ND		5.0	0.16	ug/L	1.00	07/24/09 18:32	PQ	9G24038	8260B
Methylcyclohexane	ND		5.0	0.50	ug/L	1.00	07/24/09 18:32	PQ	9G24038	8260B
Methylene Chloride	ND		5.0	0.44	ug/L	1.00	07/24/09 18:32	PQ	9G24038	8260B
Styrene	ND		5.0	0.18	ug/L	1.00	07/24/09 18:32	PQ	9G24038	8260B
Tetrachloroethene	ND		5.0	0.36	ug/L	1.00	07/24/09 18:32	PQ	9G24038	8260B
Toluene	ND		5.0	0.51	ug/L	1.00	07/24/09 18:32	PQ	9G24038	8260B
trans-1,2-Dichloroethene	ND		5.0	0.42	ug/L	1.00	07/24/09 18:32	PQ	9G24038	8260B
trans-1,3-Dichloropropene	ND		5.0	0.37	ug/L	1.00	07/24/09 18:32	PQ	9G24038	8260B
Trichloroethene	ND		5.0	0.46	ug/L	1.00	07/24/09 18:32	PQ	9G24038	8260B
Trichlorofluoromethane	ND		5.0	0.15	ug/L	1.00	07/24/09 18:32	PQ	9G24038	8260B
Vinyl chloride	**3.6**	J	5.0	0.24	ug/L	1.00	07/24/09 18:32	PQ	9G24038	8260B
Xylenes, total	ND		15	0.66	ug/L	1.00	07/24/09 18:32	PQ	9G24038	8260B

TestAmerica
THE LEADER IN ENVIRONMENTAL TESTING

AECOM - Amherst, NY
100 Corporate Pkwy-Univ Centre
Amherst, NY 14226

Work Order: RSG0821

Project: Earth Tech, Inc. - Scott Aviation site
Project Number: EARTH-0001

Received: 07/22/09
Reported: 08/04/09 16:47

Analytical Report

Analyte	Sample Result	Data Qualifiers	RL	MDL	Units	Dil Fac	Date Analyzed	Lab Tech	Batch	Method
Sample ID: RSG0821-10 (MW-12 - Ground Water) - cont.						**Sampled: 07/22/09 11:00**		**Recvd: 07/22/09 17:30**		
Volatile Organic Compounds by EPA 8260B - cont.										
1,2-Dichloroethane-d4	*115 %*		*Surr Limits: (66-137%)*				*07/24/09 18:32*	*PQ*	*9G24038*	*8260B*
4-Bromofluorobenzene	*91 %*		*Surr Limits: (73-120%)*				*07/24/09 18:32*	*PQ*	*9G24038*	*8260B*
Toluene-d8	*95 %*		*Surr Limits: (71-126%)*				*07/24/09 18:32*	*PQ*	*9G24038*	*8260B*

TestAmerica
THE LEADER IN ENVIRONMENTAL TESTING

AECOM - Amherst, NY
100 Corporate Pkwy-Univ Centre
Amherst, NY 14226

Work Order: RSG0821

Project: Earth Tech, Inc. - Scott Aviation site
Project Number: EARTH-0001

Received: 07/22/09
Reported: 08/04/09 16:47

Analytical Report

Sample ID: RSG0821-11 (TRIP BLANK - Water) Sampled: 07/21/09 Recvd: 07/22/09 17:30

Volatile Organic Compounds by EPA 8260B

Analyte	Sample Result	Data Qualifiers	RL	MDL	Units	Dil Fac	Date Analyzed	Lab Tech	Batch	Method
1,1,1-Trichloroethane	ND		5.0	0.26	ug/L	1.00	07/24/09 19:01	PQ	9G24038	8260B
1,1,2,2-Tetrachloroethane	ND		5.0	0.21	ug/L	1.00	07/24/09 19:01	PQ	9G24038	8260B
1,1,2-Trichloroethane	ND		5.0	0.23	ug/L	1.00	07/24/09 19:01	PQ	9G24038	8260B
1,1,2-Trichloro-1,2,2-trifluoroethane	ND		5.0	0.31	ug/L	1.00	07/24/09 19:01	PQ	9G24038	8260B
1,1-Dichloroethane	ND		5.0	0.38	ug/L	1.00	07/24/09 19:01	PQ	9G24038	8260B
1,1-Dichloroethene	ND		5.0	0.29	ug/L	1.00	07/24/09 19:01	PQ	9G24038	8260B
1,2,4-Trichlorobenzene	ND		5.0	0.41	ug/L	1.00	07/24/09 19:01	PQ	9G24038	8260B
1,2-Dibromo-3-chloropropane	ND		5.0	0.39	ug/L	1.00	07/24/09 19:01	PQ	9G24038	8260B
1,2-Dibromoethane	ND		5.0	0.17	ug/L	1.00	07/24/09 19:01	PQ	9G24038	8260B
1,2-Dichlorobenzene	ND		5.0	0.20	ug/L	1.00	07/24/09 19:01	PQ	9G24038	8260B
1,2-Dichloroethane	ND		5.0	0.21	ug/L	1.00	07/24/09 19:01	PQ	9G24038	8260B
1,2-Dichloropropane	ND		5.0	0.32	ug/L	1.00	07/24/09 19:01	PQ	9G24038	8260B
1,3-Dichlorobenzene	ND		5.0	0.36	ug/L	1.00	07/24/09 19:01	PQ	9G24038	8260B
1,4-Dichlorobenzene	ND		5.0	0.39	ug/L	1.00	07/24/09 19:01	PQ	9G24038	8260B
2-Butanone	ND		25	1.3	ug/L	1.00	07/24/09 19:01	PQ	9G24038	8260B
2-Hexanone	ND		25	1.2	ug/L	1.00	07/24/09 19:01	PQ	9G24038	8260B
4-Methyl-2-pentanone	ND		25	0.91	ug/L	1.00	07/24/09 19:01	PQ	9G24038	8260B
Acetone	ND		25	1.3	ug/L	1.00	07/24/09 19:01	PQ	9G24038	8260B
Benzene	ND		5.0	0.41	ug/L	1.00	07/24/09 19:01	PQ	9G24038	8260B
Bromodichloromethane	ND		5.0	0.39	ug/L	1.00	07/24/09 19:01	PQ	9G24038	8260B
Bromoform	ND		5.0	0.26	ug/L	1.00	07/24/09 19:01	PQ	9G24038	8260B
Bromomethane	ND		5.0	0.28	ug/L	1.00	07/24/09 19:01	PQ	9G24038	8260B
Carbon disulfide	ND		5.0	0.19	ug/L	1.00	07/24/09 19:01	PQ	9G24038	8260B
Carbon Tetrachloride	ND		5.0	0.27	ug/L	1.00	07/24/09 19:01	PQ	9G24038	8260B
Chlorobenzene	ND		5.0	0.32	ug/L	1.00	07/24/09 19:01	PQ	9G24038	8260B
Dibromochloromethane	ND		5.0	0.32	ug/L	1.00	07/24/09 19:01	PQ	9G24038	8260B
Chloroethane	ND		5.0	0.32	ug/L	1.00	07/24/09 19:01	PQ	9G24038	8260B
Chloroform	ND		5.0	0.34	ug/L	1.00	07/24/09 19:01	PQ	9G24038	8260B
Chloromethane	ND		5.0	0.35	ug/L	1.00	07/24/09 19:01	PQ	9G24038	8260B
cis-1,2-Dichloroethene	ND		5.0	0.38	ug/L	1.00	07/24/09 19:01	PQ	9G24038	8260B
cis-1,3-Dichloropropene	ND		5.0	0.36	ug/L	1.00	07/24/09 19:01	PQ	9G24038	8260B
Cyclohexane	ND		5.0	0.53	ug/L	1.00	07/24/09 19:01	PQ	9G24038	8260B
Dichlorodifluoromethane	ND		5.0	0.29	ug/L	1.00	07/24/09 19:01	PQ	9G24038	8260B
Ethylbenzene	ND		5.0	0.18	ug/L	1.00	07/24/09 19:01	PQ	9G24038	8260B
Isopropylbenzene	ND		5.0	0.19	ug/L	1.00	07/24/09 19:01	PQ	9G24038	8260B
Methyl Acetate	ND		5.0	0.50	ug/L	1.00	07/24/09 19:01	PQ	9G24038	8260B
Methyl-t-Butyl Ether (MTBE)	ND		5.0	0.16	ug/L	1.00	07/24/09 19:01	PQ	9G24038	8260B
Methylcyclohexane	ND		5.0	0.50	ug/L	1.00	07/24/09 19:01	PQ	9G24038	8260B
Methylene Chloride	ND		5.0	0.44	ug/L	1.00	07/24/09 19:01	PQ	9G24038	8260B
Styrene	ND		5.0	0.18	ug/L	1.00	07/24/09 19:01	PQ	9G24038	8260B
Tetrachloroethene	ND		5.0	0.36	ug/L	1.00	07/24/09 19:01	PQ	9G24038	8260B
Toluene	ND		5.0	0.51	ug/L	1.00	07/24/09 19:01	PQ	9G24038	8260B
trans-1,2-Dichloroethene	ND		5.0	0.42	ug/L	1.00	07/24/09 19:01	PQ	9G24038	8260B
trans-1,3-Dichloropropene	ND		5.0	0.37	ug/L	1.00	07/24/09 19:01	PQ	9G24038	8260B
Trichloroethene	ND		5.0	0.46	ug/L	1.00	07/24/09 19:01	PQ	9G24038	8260B
Trichlorofluoromethane	ND		5.0	0.15	ug/L	1.00	07/24/09 19:01	PQ	9G24038	8260B
Vinyl chloride	ND		5.0	0.24	ug/L	1.00	07/24/09 19:01	PQ	9G24038	8260B
Xylenes, total	ND		15	0.66	ug/L	1.00	07/24/09 19:01	PQ	9G24038	8260B

TestAmerica
THE LEADER IN ENVIRONMENTAL TESTING

AECOM - Amherst, NY
100 Corporate Pkwy-Univ Centre
Amherst, NY 14226

Work Order: RSG0821

Project: Earth Tech, Inc. - Scott Aviation site
Project Number: EARTH-0001

Received: 07/22/09
Reported: 08/04/09 16:47

Analytical Report

Analyte	Sample Result	Data Qualifiers	RL	MDL	Units	Dil Fac	Date Analyzed	Lab Tech	Batch	Method
Sample ID: RSG0821-11 (TRIP BLANK - Water) - cont.						**Sampled: 07/21/09**			**Recvd: 07/22/09 17:30**	
Volatile Organic Compounds by EPA 8260B - cont.										
1,2-Dichloroethane-d4	*117 %*		*Surr Limits: (66-137%)*				*07/24/09 19:01*	*PQ*	*9G24038*	*8260B*
4-Bromofluorobenzene	*92 %*		*Surr Limits: (73-120%)*				*07/24/09 19:01*	*PQ*	*9G24038*	*8260B*
Toluene-d8	*96 %*		*Surr Limits: (71-126%)*				*07/24/09 19:01*	*PQ*	*9G24038*	*8260B*

TestAmerica
THE LEADER IN ENVIRONMENTAL TESTING

AECOM - Amherst, NY
100 Corporate Pkwy-Univ Centre
Amherst, NY 14226

Work Order: RSG0821

Project: Earth Tech, Inc. - Scott Aviation site
Project Number: EARTH-0001

Received: 07/22/09
Reported: 08/04/09 16:47

SAMPLE EXTRACTION DATA

Parameter	Batch	Lab Number	Wt/Vol Extracte	Units	Extract Volume	Units	Date Prepared	Lab Tech	Extraction Method
Volatile Organic Compounds by EPA 8260B									
8260B	9G24038	RSG0821-01	5.00	mL	5.00	mL	07/24/09 10:05	LCH	5030B MS
8260B	9G24038	RSG0821-03	5.00	mL	5.00	mL	07/24/09 10:05	LCH	5030B MS
8260B	9G24038	RSG0821-04	5.00	mL	5.00	mL	07/24/09 10:05	LCH	5030B MS
8260B	9G24038	RSG0821-05	5.00	mL	5.00	mL	07/24/09 10:05	LCH	5030B MS
8260B	9G24038	RSG0821-06	5.00	mL	5.00	mL	07/24/09 10:05	LCH	5030B MS
8260B	9G24038	RSG0821-08	5.00	mL	5.00	mL	07/24/09 10:05	LCH	5030B MS
8260B	9G24038	RSG0821-09	5.00	mL	5.00	mL	07/24/09 10:05	LCH	5030B MS
8260B	9G24038	RSG0821-10	5.00	mL	5.00	mL	07/24/09 10:05	LCH	5030B MS
8260B	9G24038	RSG0821-11	5.00	mL	5.00	mL	07/24/09 10:05	LCH	5030B MS
8260B	9G25007	RSG0821-02	5.00	mL	5.00	mL	07/25/09 10:52	PJQ	5030B MS
8260B	9G25007	RSG0821-07	5.00	mL	5.00	mL	07/25/09 10:52	PJQ	5030B MS

TestAmerica
THE LEADER IN ENVIRONMENTAL TESTING

AECOM - Amherst, NY
100 Corporate Pkwy-Univ Centre
Amherst, NY 14226

Work Order: RSG0821

Project: Earth Tech, Inc. - Scott Aviation site
Project Number: EARTH-0001

Received: 07/22/09
Reported: 08/04/09 16:47

LABORATORY QC DATA

Analyte	Source Result	Spike Level	RL	MDL	Units	Result	% REC	% REC Limits	% RPD	RPD Limit	Data Qualifiers
Volatile Organic Compounds by EPA 8260B											
Blank Analyzed: 07/24/09 (Lab Number:9G24038-BLK1, Batch: 9G24038)											
1,1,1-Trichloroethane			5.0	0.26	ug/L	ND					
1,1,2,2-Tetrachloroethane			5.0	0.21	ug/L	ND					
1,1,2-Trichloroethane			5.0	0.23	ug/L	ND					
1,1,2-Trichlorotrifluoroethane			5.0	0.31	ug/L	ND					
1,1-Dichloroethane			5.0	0.38	ug/L	ND					
1,1-Dichloroethene			5.0	0.29	ug/L	ND					
1,2,4-Trichlorobenzene			5.0	0.41	ug/L	ND					
1,2-Dibromo-3-chloropropane			5.0	0.39	ug/L	ND					
1,2-Dibromoethane (EDB)			5.0	0.17	ug/L	ND					
1,2-Dichlorobenzene			5.0	0.20	ug/L	ND					
1,2-Dichloroethane			5.0	0.21	ug/L	ND					
1,2-Dichloropropane			5.0	0.32	ug/L	ND					
1,3-Dichlorobenzene			5.0	0.36	ug/L	ND					
1,4-Dichlorobenzene			5.0	0.39	ug/L	ND					
2-Butanone (MEK)			25	1.3	ug/L	ND					
2-Hexanone			25	1.2	ug/L	ND					
4-Methyl-2-pentanone (MIBK)			25	0.91	ug/L	ND					
Acetone			25	1.3	ug/L	ND					
Benzene			5.0	0.41	ug/L	ND					
Bromodichloromethane			5.0	0.39	ug/L	ND					
Bromoform			5.0	0.26	ug/L	ND					
Bromomethane			5.0	0.28	ug/L	ND					
Carbon disulfide			5.0	0.19	ug/L	ND					
Carbon Tetrachloride			5.0	0.27	ug/L	ND					
Chlorobenzene			5.0	0.32	ug/L	ND					
Chlorodibromomethane			5.0	0.32	ug/L	ND					
Chloroethane			5.0	0.32	ug/L	ND					
Chloroform			5.0	0.34	ug/L	ND					
Chloromethane			5.0	0.35	ug/L	ND					
cis-1,2-Dichloroethene			5.0	0.38	ug/L	ND					
cis-1,3-Dichloropropene			5.0	0.36	ug/L	ND					
Cyclohexane			5.0	0.53	ug/L	ND					
Dichlorodifluoromethane			5.0	0.29	ug/L	ND					
Ethylbenzene			5.0	0.18	ug/L	ND					
Isopropylbenzene			5.0	0.19	ug/L	ND					

TestAmerica
THE LEADER IN ENVIRONMENTAL TESTING

AECOM - Amherst, NY
100 Corporate Pkwy-Univ Centre
Amherst, NY 14226

Work Order: RSG0821

Project: Earth Tech, Inc. - Scott Aviation site
Project Number: EARTH-0001

Received: 07/22/09
Reported: 08/04/09 16:47

LABORATORY QC DATA

Analyte	Source Result	Spike Level	RL	MDL	Units	Result	% REC	% REC Limits	% RPD	RPD Limit	Data Qualifiers
Volatile Organic Compounds by EPA 8260B											
Blank Analyzed: 07/24/09 (Lab Number:9G24038-BLK1, Batch: 9G24038)											
Methyl Acetate			5.0	0.50	ug/L	ND					
Methyl tert-Butyl Ether			5.0	0.16	ug/L	ND					
Methylcyclohexane			5.0	0.50	ug/L	ND					
Methylene Chloride			5.0	0.44	ug/L	ND					
Styrene			5.0	0.18	ug/L	ND					
Tetrachloroethene			5.0	0.36	ug/L	ND					
Toluene			5.0	0.51	ug/L	ND					
trans-1,2-Dichloroethene			5.0	0.42	ug/L	ND					
trans-1,3-Dichloropropene			5.0	0.37	ug/L	ND					
Trichloroethene			5.0	0.46	ug/L	ND					
Trichlorofluoromethane			5.0	0.15	ug/L	ND					
Vinyl chloride			5.0	0.24	ug/L	ND					
Xylenes, total			15	0.66	ug/L	ND					
Surrogate: 1,2-Dichloroethane-d4					*ug/L*		*106*	*66-137*			
Surrogate: 4-Bromofluorobenzene					*ug/L*		*92*	*73-120*			
Surrogate: Toluene-d8					*ug/L*		*96*	*71-126*			
LCS Analyzed: 07/24/09 (Lab Number:9G24038-BS1, Batch: 9G24038)											
1,1,1-Trichloroethane			5.0	0.26	ug/L	ND		73-126			
1,1,2,2-Tetrachloroethane			5.0	0.21	ug/L	ND		70-126			
1,1,2-Trichloroethane			5.0	0.23	ug/L	ND		76-122			
1,1,2-Trichlorotrifluoroethane			5.0	0.31	ug/L	ND		60-140			
1,1-Dichloroethane			5.0	0.38	ug/L	ND		71-129			
1,1-Dichloroethene		25	5.0	0.29	ug/L	29.7	119	65-138			
1,2,4-Trichlorobenzene			5.0	0.41	ug/L	ND		70-122			
1,2-Dibromo-3-chloropropane			5.0	0.39	ug/L	ND		56-134			
1,2-Dibromoethane (EDB)			5.0	0.17	ug/L	ND		77-120			
1,2-Dichlorobenzene			5.0	0.20	ug/L	ND		77-120			
1,2-Dichloroethane			5.0	0.21	ug/L	ND		75-127			
1,2-Dichloropropane			5.0	0.32	ug/L	ND		76-120			
1,3-Dichlorobenzene			5.0	0.36	ug/L	ND		77-120			
1,4-Dichlorobenzene			5.0	0.39	ug/L	ND		75-120			
2-Butanone (MEK)			25	1.3	ug/L	ND		57-140			
2-Hexanone			25	1.2	ug/L	ND		65-127			

TestAmerica
THE LEADER IN ENVIRONMENTAL TESTING

AECOM - Amherst, NY
100 Corporate Pkwy-Univ Centre
Amherst, NY 14226

Work Order: RSG0821

Project: Earth Tech, Inc. - Scott Aviation site
Project Number: EARTH-0001

Received: 07/22/09
Reported: 08/04/09 16:47

LABORATORY QC DATA

Analyte	Source Result	Spike Level	RL	MDL	Units	Result	% REC	% REC Limits	% RPD	RPD Limit	Data Qualifiers
Volatile Organic Compounds by EPA 8260B											
LCS Analyzed: 07/24/09 (Lab Number:9G24038-BS1, Batch: 9G24038)											
4-Methyl-2-pentanone (MIBK)			25	0.91	ug/L	ND		71-125			
Acetone			25	1.3	ug/L	ND		56-142			
Benzene		25	5.0	0.41	ug/L	25.6	102	71-124			
Bromodichloromethane			5.0	0.39	ug/L	ND		80-122			
Bromoform			5.0	0.26	ug/L	ND		66-128			
Bromomethane			5.0	0.28	ug/L	ND		36-150			
Carbon disulfide			5.0	0.19	ug/L	ND		59-134			
Carbon Tetrachloride			5.0	0.27	ug/L	ND		72-134			
Chlorobenzene		25	5.0	0.32	ug/L	23.4	94	72-120			
Chlorodibromomethane			5.0	0.32	ug/L	ND		75-125			
Chloroethane			5.0	0.32	ug/L	ND		69-136			
Chloroform			5.0	0.34	ug/L	ND		73-127			
Chloromethane			5.0	0.35	ug/L	ND		49-142			
cis-1,2-Dichloroethene			5.0	0.38	ug/L	ND		74-124			
cis-1,3-Dichloropropene			5.0	0.36	ug/L	ND		74-124			
Cyclohexane			5.0	0.53	ug/L	ND		70-130			
Dichlorodifluoromethane			5.0	0.29	ug/L	ND		33-157			
Ethylbenzene			5.0	0.18	ug/L	ND		77-123			
Isopropylbenzene			5.0	0.19	ug/L	ND		77-122			
Methyl Acetate			5.0	0.50	ug/L	ND		60-140			
Methyl tert-Butyl Ether			5.0	0.16	ug/L	ND		64-127			
Methylcyclohexane			5.0	0.50	ug/L	ND		60-140			
Methylene Chloride			5.0	0.44	ug/L	ND		57-132			
Styrene			5.0	0.18	ug/L	ND		70-130			
Tetrachloroethene			5.0	0.36	ug/L	ND		74-122			
Toluene		25	5.0	0.51	ug/L	24.2	97	70-122			
trans-1,2-Dichloroethene			5.0	0.42	ug/L	ND		73-127			
trans-1,3-Dichloropropene			5.0	0.37	ug/L	ND		72-123			
Trichloroethene		25	5.0	0.46	ug/L	24.8	99	74-123			
Trichlorofluoromethane			5.0	0.15	ug/L	ND		62-152			
Vinyl chloride			5.0	0.24	ug/L	ND		65-133			
Xylenes, total			15	0.66	ug/L	ND		76-122			
Surrogate: 1,2-Dichloroethane-d4					*ug/L*		*102*	*66-137*			
Surrogate: 4-Bromofluorobenzene					*ug/L*		*91*	*73-120*			
Surrogate: Toluene-d8					*ug/L*		*95*	*71-126*			

TestAmerica
THE LEADER IN ENVIRONMENTAL TESTING

AECOM - Amherst, NY
100 Corporate Pkwy-Univ Centre
Amherst, NY 14226

Work Order: RSG0821

Project: Earth Tech, Inc. - Scott Aviation site
Project Number: EARTH-0001

Received: 07/22/09
Reported: 08/04/09 16:47

LABORATORY QC DATA

Analyte	Source Result	Spike Level	RL	MDL	Units	Result	% REC	% REC Limits	% RPD	RPD Limit	Data Qualifiers
Volatile Organic Compounds by EPA 8260B											
Blank Analyzed: 07/25/09 (Lab Number:9G25007-BLK1, Batch: 9G25007)											
1,1,1-Trichloroethane			5.0	0.26	ug/L	ND					
1,1,2,2-Tetrachloroethane			5.0	0.21	ug/L	ND					
1,1,2-Trichloroethane			5.0	0.23	ug/L	ND					
1,1,2-Trichlorotrifluoroethane			5.0	0.31	ug/L	ND					
1,1-Dichloroethane			5.0	0.38	ug/L	ND					
1,1-Dichloroethene			5.0	0.29	ug/L	ND					
1,2,4-Trichlorobenzene			5.0	0.41	ug/L	ND					
1,2-Dibromo-3-chloropropane			5.0	0.39	ug/L	ND					
1,2-Dibromoethane (EDB)			5.0	0.17	ug/L	ND					
1,2-Dichlorobenzene			5.0	0.20	ug/L	ND					
1,2-Dichloroethane			5.0	0.21	ug/L	ND					
1,2-Dichloropropane			5.0	0.32	ug/L	ND					
1,3-Dichlorobenzene			5.0	0.36	ug/L	ND					
1,4-Dichlorobenzene			5.0	0.39	ug/L	ND					
2-Butanone (MEK)			25	1.3	ug/L	ND					
2-Hexanone			25	1.2	ug/L	ND					
4-Methyl-2-pentanone (MIBK)			25	0.91	ug/L	ND					
Acetone			25	1.3	ug/L	ND					
Benzene			5.0	0.41	ug/L	ND					
Bromodichloromethane			5.0	0.39	ug/L	ND					
Bromoform			5.0	0.26	ug/L	ND					
Bromomethane			5.0	0.28	ug/L	ND					
Carbon disulfide			5.0	0.19	ug/L	ND					
Carbon Tetrachloride			5.0	0.27	ug/L	ND					
Chlorobenzene			5.0	0.32	ug/L	ND					
Chlorodibromomethane			5.0	0.32	ug/L	ND					
Chloroethane			5.0	0.32	ug/L	ND					
Chloroform			5.0	0.34	ug/L	ND					
Chloromethane			5.0	0.35	ug/L	ND					
cis-1,2-Dichloroethene			5.0	0.38	ug/L	ND					
cis-1,3-Dichloropropene			5.0	0.36	ug/L	ND					
Cyclohexane			5.0	0.53	ug/L	ND					
Dichlorodifluoromethane			5.0	0.29	ug/L	ND					
Ethylbenzene			5.0	0.18	ug/L	ND					
Isopropylbenzene			5.0	0.19	ug/L	ND					

TestAmerica
THE LEADER IN ENVIRONMENTAL TESTING

AECOM - Amherst, NY
100 Corporate Pkwy-Univ Centre
Amherst, NY 14226

Work Order: RSG0821

Project: Earth Tech, Inc. - Scott Aviation site
Project Number: EARTH-0001

Received: 07/22/09
Reported: 08/04/09 16:47

LABORATORY QC DATA

Analyte	Source Result	Spike Level	RL	MDL	Units	Result	% REC	% REC Limits	% RPD	RPD Limit	Data Qualifiers
Volatile Organic Compounds by EPA 8260B											
Blank Analyzed: 07/25/09 (Lab Number:9G25007-BLK1, Batch: 9G25007)											
Methyl Acetate			5.0	0.50	ug/L	ND					
Methyl tert-Butyl Ether			5.0	0.16	ug/L	ND					
Methylcyclohexane			5.0	0.50	ug/L	ND					
Methylene Chloride			5.0	0.44	ug/L	ND					
Styrene			5.0	0.18	ug/L	ND					
Tetrachloroethene			5.0	0.36	ug/L	ND					
Toluene			5.0	0.51	ug/L	ND					
trans-1,2-Dichloroethene			5.0	0.42	ug/L	ND					
trans-1,3-Dichloropropene			5.0	0.37	ug/L	ND					
Trichloroethene			5.0	0.46	ug/L	ND					
Trichlorofluoromethane			5.0	0.15	ug/L	ND					
Vinyl chloride			5.0	0.24	ug/L	ND					
Xylenes, total			15	0.66	ug/L	ND					
Surrogate: 1,2-Dichloroethane-d4					*ug/L*		*112*	*66-137*			
Surrogate: 4-Bromofluorobenzene					*ug/L*		*90*	*73-120*			
Surrogate: Toluene-d8					*ug/L*		*93*	*71-126*			
LCS Analyzed: 07/25/09 (Lab Number:9G25007-BS1, Batch: 9G25007)											
1,1,1-Trichloroethane			5.0	0.26	ug/L	ND		73-126			
1,1,2,2-Tetrachloroethane			5.0	0.21	ug/L	ND		70-126			
1,1,2-Trichloroethane			5.0	0.23	ug/L	ND		76-122			
1,1,2-Trichlorotrifluoroethane			5.0	0.31	ug/L	ND		60-140			
1,1-Dichloroethane			5.0	0.38	ug/L	ND		71-129			
1,1-Dichloroethene		25	5.0	0.29	ug/L	29.1	116	65-138			
1,2,4-Trichlorobenzene			5.0	0.41	ug/L	ND		70-122			
1,2-Dibromo-3-chloropropane			5.0	0.39	ug/L	ND		56-134			
1,2-Dibromoethane (EDB)			5.0	0.17	ug/L	ND		77-120			
1,2-Dichlorobenzene			5.0	0.20	ug/L	ND		77-120			
1,2-Dichloroethane			5.0	0.21	ug/L	ND		75-127			
1,2-Dichloropropane			5.0	0.32	ug/L	ND		76-120			
1,3-Dichlorobenzene			5.0	0.36	ug/L	ND		77-120			
1,4-Dichlorobenzene			5.0	0.39	ug/L	ND		75-120			
2-Butanone (MEK)			25	1.3	ug/L	ND		57-140			
2-Hexanone			25	1.2	ug/L	ND		65-127			

TestAmerica
THE LEADER IN ENVIRONMENTAL TESTING

AECOM - Amherst, NY
100 Corporate Pkwy-Univ Centre
Amherst, NY 14226

Work Order: RSG0821

Project: Earth Tech, Inc. - Scott Aviation site
Project Number: EARTH-0001

Received: 07/22/09
Reported: 08/04/09 16:47

LABORATORY QC DATA

Analyte	Source Result	Spike Level	RL	MDL	Units	Result	% REC	% REC Limits	% RPD	RPD Limit	Data Qualifiers
Volatile Organic Compounds by EPA 8260B											
LCS Analyzed: 07/25/09 (Lab Number:9G25007-BS1, Batch: 9G25007)											
4-Methyl-2-pentanone (MIBK)			25	0.91	ug/L	ND		71-125			
Acetone			25	1.3	ug/L	ND		56-142			
Benzene		25	5.0	0.41	ug/L	25.2	101	71-124			
Bromodichloromethane			5.0	0.39	ug/L	ND		80-122			
Bromoform			5.0	0.26	ug/L	ND		66-128			
Bromomethane			5.0	0.28	ug/L	ND		36-150			
Carbon disulfide			5.0	0.19	ug/L	ND		59-134			
Carbon Tetrachloride			5.0	0.27	ug/L	ND		72-134			
Chlorobenzene		25	5.0	0.32	ug/L	23.5	94	72-120			
Chlorodibromomethane			5.0	0.32	ug/L	ND		75-125			
Chloroethane			5.0	0.32	ug/L	ND		69-136			
Chloroform			5.0	0.34	ug/L	ND		73-127			
Chloromethane			5.0	0.35	ug/L	ND		49-142			
cis-1,2-Dichloroethene			5.0	0.38	ug/L	ND		74-124			
cis-1,3-Dichloropropene			5.0	0.36	ug/L	ND		74-124			
Cyclohexane			5.0	0.53	ug/L	ND		70-130			
Dichlorodifluoromethane			5.0	0.29	ug/L	ND		33-157			
Ethylbenzene			5.0	0.18	ug/L	ND		77-123			
Isopropylbenzene			5.0	0.19	ug/L	ND		77-122			
Methyl Acetate			5.0	0.50	ug/L	ND		60-140			
Methyl tert-Butyl Ether			5.0	0.16	ug/L	ND		64-127			
Methylcyclohexane			5.0	0.50	ug/L	ND		60-140			
Methylene Chloride			5.0	0.44	ug/L	ND		57-132			
Styrene			5.0	0.18	ug/L	ND		70-130			
Tetrachloroethene			5.0	0.36	ug/L	ND		74-122			
Toluene		25	5.0	0.51	ug/L	24.0	96	70-122			
trans-1,2-Dichloroethene			5.0	0.42	ug/L	ND		73-127			
trans-1,3-Dichloropropene			5.0	0.37	ug/L	ND		72-123			
Trichloroethene		25	5.0	0.46	ug/L	25.1	100	74-123			
Trichlorofluoromethane			5.0	0.15	ug/L	ND		62-152			
Vinyl chloride			5.0	0.24	ug/L	ND		65-133			
Xylenes, total			15	0.66	ug/L	ND		76-122			
Surrogate: 1,2-Dichloroethane-d4					*ug/L*		*109*	*66-137*			
Surrogate: 4-Bromofluorobenzene					*ug/L*		*90*	*73-120*			
Surrogate: Toluene-d8					*ug/L*		*94*	*71-126*			

TestAmerica
THE LEADER IN ENVIRONMENTAL TESTING

AECOM - Amherst, NY
100 Corporate Pkwy-Univ Centre
Amherst, NY 14226

Work Order: RSG0821

Project: Earth Tech, Inc. - Scott Aviation site
Project Number: EARTH-0001

Received: 07/22/09
Reported: 08/04/09 16:47

LABORATORY QC DATA

Analyte	Source Result	Spike Level	RL	MDL	Units	Result	% REC	% REC Limits	% RPD	RPD Limit	Data Qualifiers
Volatile Organic Compounds by EPA 8260B											
Matrix Spike Analyzed: 07/25/09 (Lab Number:9G25007-MS1, Batch: 9G25007)											
QC Source Sample: RSG0821-07											
1,1,1-Trichloroethane	113		250	13	ug/L	110		73-126			D08,J
1,1,2,2-Tetrachloroethane	ND		250	11	ug/L	ND		70-126			D08
1,1,2-Trichloroethane	ND		250	12	ug/L	ND		76-122			D08
1,1,2-Trichlorotrifluoroethane	ND		250	15	ug/L	ND		60-140			D08
1,1-Dichloroethane	67.5		250	19	ug/L	66.0		71-129			D08,J
1,1-Dichloroethene	41.0	1200	250	15	ug/L	1600	125	65-138			D08
1,2,4-Trichlorobenzene	ND		250	20	ug/L	ND		70-122			D08
1,2-Dibromo-3-chloropropane	ND		250	20	ug/L	ND		56-134			D08
1,2-Dibromoethane (EDB)	ND		250	8.3	ug/L	ND		77-120			D08
1,2-Dichlorobenzene	ND		250	10	ug/L	ND		77-120			D08
1,2-Dichloroethane	ND		250	11	ug/L	ND		75-127			D08
1,2-Dichloropropane	ND		250	16	ug/L	ND		76-120			D08
1,3-Dichlorobenzene	ND		250	18	ug/L	ND		77-120			D08
1,4-Dichlorobenzene	ND		250	20	ug/L	ND		75-120			D08
2-Butanone (MEK)	ND		1200	66	ug/L	ND		57-140			D08
2-Hexanone	ND		1200	62	ug/L	ND		65-127			D08
4-Methyl-2-pentanone (MIBK)	ND		1200	45	ug/L	ND		71-125			D08
Acetone	ND		1200	67	ug/L	ND		56-142			D08
Benzene	ND	1200	250	20	ug/L	1370	109	71-124			D08
Bromodichloromethane	ND		250	19	ug/L	ND		80-122			D08
Bromoform	ND		250	13	ug/L	ND		66-128			D08
Bromomethane	ND		250	14	ug/L	ND		36-150			D08
Carbon disulfide	ND		250	9.7	ug/L	ND		59-134			D08
Carbon Tetrachloride	ND		250	13	ug/L	ND		72-134			D08
Chlorobenzene	ND	1200	250	16	ug/L	1280	102	72-120			D08
Chlorodibromomethane	ND		250	16	ug/L	ND		75-125			D08
Chloroethane	ND		250	16	ug/L	ND		69-136			D08
Chloroform	ND		250	17	ug/L	ND		73-127			D08
Chloromethane	ND		250	17	ug/L	ND		49-142			D08
cis-1,2-Dichloroethene	4690		250	19	ug/L	4690		74-124			D08
cis-1,3-Dichloropropene	ND		250	18	ug/L	ND		74-124			D08
Cyclohexane	ND		250	27	ug/L	ND		70-130			D08
Dichlorodifluoromethane	ND		250	14	ug/L	ND		33-157			D08
Ethylbenzene	ND		250	9.2	ug/L	ND		77-123			D08

TestAmerica
THE LEADER IN ENVIRONMENTAL TESTING

AECOM - Amherst, NY
100 Corporate Pkwy-Univ Centre
Amherst, NY 14226

Work Order: RSG0821

Project: Earth Tech, Inc. - Scott Aviation site
Project Number: EARTH-0001

Received: 07/22/09
Reported: 08/04/09 16:47

LABORATORY QC DATA

Analyte	Source Result	Spike Level	RL	MDL	Units	Result	% REC	% REC Limits	% RPD	RPD Limit	Data Qualifiers
Volatile Organic Compounds by EPA 8260B											
Matrix Spike Analyzed: 07/25/09 (Lab Number:9G25007-MS1, Batch: 9G25007)											
QC Source Sample: RSG0821-07											
Isopropylbenzene	ND		250	9.6	ug/L	ND		77-122			D08
Methyl Acetate	ND		250	25	ug/L	ND		60-140			D08
Methyl tert-Butyl Ether	ND		250	8.0	ug/L	ND		64-127			D08
Methylcyclohexane	ND		250	25	ug/L	ND		60-140			D08
Methylene Chloride	ND		250	22	ug/L	ND		57-132			D08
Styrene	ND		250	9.2	ug/L	ND		70-130			D08
Tetrachloroethene	ND		250	18	ug/L	ND		74-122			D08
Toluene	ND	1200	250	26	ug/L	1270	101	70-122			D08
trans-1,2-Dichloroethene	ND		250	21	ug/L	ND		73-127			D08
trans-1,3-Dichloropropene	ND		250	18	ug/L	ND		72-123			D08
Trichloroethene	2270	1200	250	23	ug/L	3660	111	74-123			D08
Trichlorofluoromethane	ND		250	7.6	ug/L	ND		62-152			D08
Vinyl chloride	412		250	12	ug/L	412		65-133			D08
Xylenes, total	ND		750	33	ug/L	ND		76-122			D08
Surrogate: 1,2-Dichloroethane-d4					*ug/L*		*124*	*66-137*			*D08*
Surrogate: 4-Bromofluorobenzene					*ug/L*		*95*	*73-120*			*D08*
Surrogate: Toluene-d8					*ug/L*		*97*	*71-126*			*D08*
Matrix Spike Dup Analyzed: 07/25/09 (Lab Number:9G25007-MSD1, Batch: 9G25007)											
QC Source Sample: RSG0821-07											
1,1,1-Trichloroethane	113		250	13	ug/L	102		73-126	8	15	D08,J
1,1,2,2-Tetrachloroethane	ND		250	11	ug/L	ND		70-126		15	D08
1,1,2-Trichloroethane	ND		250	12	ug/L	ND		76-122		15	D08
1,1,2-Trichlorotrifluoroethane	ND		250	15	ug/L	ND		60-140		20	D08
1,1-Dichloroethane	67.5		250	19	ug/L	61.5		71-129	7	20	D08,J
1,1-Dichloroethene	41.0	1200	250	15	ug/L	1510	117	65-138	6	16	D08
1,2,4-Trichlorobenzene	ND		250	20	ug/L	ND		70-122		20	D08
1,2-Dibromo-3-chloropropane	ND		250	20	ug/L	ND		56-134		15	D08
1,2-Dibromoethane (EDB)	ND		250	8.3	ug/L	ND		77-120		15	D08
1,2-Dichlorobenzene	ND		250	10	ug/L	ND		77-120		20	D08
1,2-Dichloroethane	ND		250	11	ug/L	ND		75-127		20	D08
1,2-Dichloropropane	ND		250	16	ug/L	ND		76-120		20	D08
1,3-Dichlorobenzene	ND		250	18	ug/L	ND		77-120		20	D08
1,4-Dichlorobenzene	ND		250	20	ug/L	ND		75-120		20	D08

TestAmerica
THE LEADER IN ENVIRONMENTAL TESTING

AECOM - Amherst, NY
100 Corporate Pkwy-Univ Centre
Amherst, NY 14226

Work Order: RSG0821

Project: Earth Tech, Inc. - Scott Aviation site
Project Number: EARTH-0001

Received: 07/22/09
Reported: 08/04/09 16:47

LABORATORY QC DATA

Analyte	Source Result	Spike Level	RL	MDL	Units	Result	% REC	% REC Limits	% RPD	RPD Limit	Data Qualifiers
Volatile Organic Compounds by EPA 8260B											
Matrix Spike Dup Analyzed: 07/25/09 (Lab Number:9G25007-MSD1, Batch: 9G25007)											
QC Source Sample: RSG0821-07											
2-Butanone (MEK)	ND		1200	66	ug/L	ND		57-140		20	D08
2-Hexanone	ND		1200	62	ug/L	ND		65-127		15	D08
4-Methyl-2-pentanone (MIBK)	ND		1200	45	ug/L	ND		71-125		35	D08
Acetone	ND		1200	67	ug/L	ND		56-142		15	D08
Benzene	ND	1200	250	20	ug/L	1290	103	71-124	6	13	D08
Bromodichloromethane	ND		250	19	ug/L	ND		80-122		15	D08
Bromoform	ND		250	13	ug/L	ND		66-128		15	D08
Bromomethane	ND		250	14	ug/L	ND		36-150		15	D08
Carbon disulfide	ND		250	9.7	ug/L	ND		59-134		15	D08
Carbon Tetrachloride	ND		250	13	ug/L	ND		72-134		15	D08
Chlorobenzene	ND	1200	250	16	ug/L	1200	96	72-120	7	25	D08
Chlorodibromomethane	ND		250	16	ug/L	ND		75-125		15	D08
Chloroethane	ND		250	16	ug/L	ND		69-136		15	D08
Chloroform	ND		250	17	ug/L	ND		73-127		20	D08
Chloromethane	ND		250	17	ug/L	ND		49-142		15	D08
cis-1,2-Dichloroethene	4690		250	19	ug/L	4410		74-124	6	15	D08
cis-1,3-Dichloropropene	ND		250	18	ug/L	ND		74-124		15	D08
Cyclohexane	ND		250	27	ug/L	ND		70-130		20	D08
Dichlorodifluoromethane	ND		250	14	ug/L	ND		33-157		20	D08
Ethylbenzene	ND		250	9.2	ug/L	ND		77-123		15	D08
Isopropylbenzene	ND		250	9.6	ug/L	ND		77-122		20	D08
Methyl Acetate	ND		250	25	ug/L	ND		60-140		20	D08
Methyl tert-Butyl Ether	ND		250	8.0	ug/L	ND		64-127		37	D08
Methylcyclohexane	ND		250	25	ug/L	ND		60-140		20	D08
Methylene Chloride	ND		250	22	ug/L	ND		57-132		15	D08
Styrene	ND		250	9.2	ug/L	ND		70-130		20	D08
Tetrachloroethene	ND		250	18	ug/L	ND		74-122		20	D08
Toluene	ND	1200	250	26	ug/L	1200	96	70-122	6	15	D08
trans-1,2-Dichloroethene	ND		250	21	ug/L	ND		73-127		20	D08
trans-1,3-Dichloropropene	ND		250	18	ug/L	ND		72-123		15	D08
Trichloroethene	2270	1200	250	23	ug/L	3400	91	74-123	7	16	D08
Trichlorofluoromethane	ND		250	7.6	ug/L	ND		62-152		20	D08
Vinyl chloride	412		250	12	ug/L	379		65-133	8	15	D08
Xylenes, total	ND		750	33	ug/L	ND		76-122		16	D08
Surrogate: 1,2-Dichloroethane-d4					*ug/L*		*119*	*66-137*			*D08*

TestAmerica
THE LEADER IN ENVIRONMENTAL TESTING

AECOM - Amherst, NY
100 Corporate Pkwy-Univ Centre
Amherst, NY 14226

Work Order: RSG0821

Project: Earth Tech, Inc. - Scott Aviation site
Project Number: EARTH-0001

Received: 07/22/09
Reported: 08/04/09 16:47

LABORATORY QC DATA

Analyte	Source Result	Spike Level	RL	MDL	Units	Result	% REC	% REC Limits	% RPD	RPD Limit	Data Qualifiers
Volatile Organic Compounds by EPA 8260B											
Matrix Spike Dup Analyzed: 07/25/09 (Lab Number:9G25007-MSD1, Batch: 9G25007)											
QC Source Sample: RSG0821-07											
Surrogate: 4-Bromofluorobenzene					*ug/L*		*92*	*73-120*			*D08*
Surrogate: Toluene-d8					*ug/L*		*93*	*71-126*			*D08*

Chain of Custody Record

TestAmerica
THE LEADER IN ENVIRONMENTAL TESTING

Temperature on Receipt _____

Drinking Water? Yes ☐ No ☐

TAL-4124 (1007)

Client	AECOM
Project Manager	TIM RENN
Date	7/22/09
Chain of Custody Number	160517
Address	100 CORPORATE PKWY SUITE 341
Telephone Number (Area Code)/Fax Number	(864)234-3053
Lab Number	
Page	1 of 1
City	Amherst, NY
State	NY
Zip Code	14226
Site Contact	DINO ZACK (716) 626-8222
Lab Contact	BRIAN FISHER
Project Name and Location (State)	SCOTT AVIATION 3Q09
Carrier/Waybill Number	
Contract/Purchase Order/Quote No.	

Analysis (Attach list if more space is needed): VOC's 8260B

Sample I.D. No. and Description (Containers for each sample may be combined on one line)	Date	Time	Air	Aqueous	Sludge	Soil	Unpres.	H2SO4	HNO3	HCl	NaOH	ZnAc/NaOH	VOC's 8260B	Special Instructions/ Conditions of Receipt
TRIP BLANK	—	—		✓						✓			✓	
MW-6	7/21/09	10:55		✓						✓			✓3	
MW-10	7/21/09	12:10		✓						✓			✓3	
FIELD BLANK	7/21/09	14:11		✓						✓			✓3	
MW-2	7/22/09	9:35		✓						✓			✓3	
MW-3	7/22/09	10:15		✓						✓			✓3	
MW-12	7/22/09	11:00		✓						✓			✓3	
MW-4	7/22/09	13:20		✓						✓			✓3	
DUPLICATE	7/22/09	12:40		✓						✓			✓3	
MW-11	7/22/09	11:50		✓						✓			✓3	
MW-16S	7/22/09	14:50		✓						✓			✓3	NAPL observed on sample today

Possible Hazard Identification
☒ Non-Hazard ☐ Flammable ☐ Skin Irritant ☐ Poison B ☐ Unknown

Sample Disposal
☐ Return To Client ☒ Disposal By Lab ☐ Archive For _____ Months (A fee may be assessed if samples are retained longer than 1 month)

Turn Around Time Required
☐ 24 Hours ☐ 48 Hours ☐ 7 Days ☐ 14 Days ☐ 21 Days ☑ Other STD

QC Requirements (Specify)

	Date	Time		Date	Time
1. Relinquished By: Jamare Roby	7/22/09	1730	1. Received By: [signature]	7-22-09	1730
2. Relinquished By			2. Received By		
3. Relinquished By			3. Received By		

Comments: 2.0°C

DISTRIBUTION: WHITE - Returned to Client with Report; CANARY - Stays with the Sample; PINK - Field Copy

TestAmerica Buffalo

SDG:

CLASS: VOA

METHOD: 8260B

ANALYSES DATA PACKAGE COVER PAGE

8260B

Laboratory: TestAmerica Buffalo

SDG:

Client: AECOM - Amherst, NY

Project: AECOM, Inc. - Scott Aviation site - NY3A9023

Client Sample Id:	Lab Sample Id:
FIELD BLANK	RSG0821-01
DUPLICATE	RSG0821-02
MW-10	RSG0821-03
MW-11	RSG0821-04
MW-2	RSG0821-05
MW-3	RSG0821-06
MW-4	RSG0821-07
MW-6	RSG0821-08
MW-16S	RSG0821-09
MW-12	RSG0821-10
TRIP BLANK	RSG0821-11

Form 2
SURROGATE STANDARD RECOVERY AND RT SUMMARY
8260B

Laboratory: TestAmerica Buffalo
SDG:
Client: AECOM - Amherst, NY
Project: AECOM, Inc. - Scott Aviation site - NY3A9023
Sequence: RG92407
Instrument: HP5973P
Matrix: Water
Calibration: R9G1510

Surrogate Compound	Spike Level ug/L	% Recovery	Recovery Limits	RT	Calibration Mean RT	RT Diff	RT Diff Limit	Q
Blank (9G24038-BLK1)			Lab File ID: P9951.D		Analyzed: 07/24/09 12:06			
1,2-Dichloroethane-d4	25.0	106	66 - 137	9.01	9.01	0.0000	+/-1.0	
4-Bromofluorobenzene	25.0	92	73 - 120	15.01	15.012	-0.0020	+/-1.0	
Toluene-d8	25.0	96	71 - 126	11.39	11.392	-0.0020	+/-1.0	
LCS (9G24038-BS1)			Lab File ID: P9950.D		Analyzed: 07/24/09 11:38			
1,2-Dichloroethane-d4	25.0	102	66 - 137	9.01	9.01	0.0000	+/-1.0	
4-Bromofluorobenzene	25.0	91	73 - 120	15.01	15.012	-0.0020	+/-1.0	
Toluene-d8	25.0	95	71 - 126	11.39	11.392	-0.0020	+/-1.0	
FIELD BLANK (RSG0821-01)			Lab File ID: P9955.D		Analyzed: 07/24/09 14:17			
1,2-Dichloroethane-d4	25.0	105	66 - 137	9.01	9.01	0.0000	+/-1.0	
4-Bromofluorobenzene	25.0	90	73 - 120	15.01	15.012	-0.0020	+/-1.0	
Toluene-d8	25.0	93	71 - 126	11.39	11.392	-0.0020	+/-1.0	
MW-10 (RSG0821-03)			Lab File ID: P9957.D		Analyzed: 07/24/09 15:14			
1,2-Dichloroethane-d4	25.0	112	66 - 137	9.01	9.01	0.0000	+/-1.0	
4-Bromofluorobenzene	25.0	90	73 - 120	15.01	15.012	-0.0020	+/-1.0	
Toluene-d8	25.0	92	71 - 126	11.39	11.392	-0.0020	+/-1.0	
MW-11 (RSG0821-04)			Lab File ID: P9958.D		Analyzed: 07/24/09 15:42			
1,2-Dichloroethane-d4	25.0	120	66 - 137	9.01	9.01	0.0000	+/-1.0	
4-Bromofluorobenzene	25.0	96	73 - 120	15.01	15.012	-0.0020	+/-1.0	
Toluene-d8	25.0	100	71 - 126	11.39	11.392	-0.0020	+/-1.0	
MW-2 (RSG0821-05)			Lab File ID: P9959.D		Analyzed: 07/24/09 16:11			
1,2-Dichloroethane-d4	25.0	113	66 - 137	9.01	9.01	0.0000	+/-1.0	
4-Bromofluorobenzene	25.0	91	73 - 120	15.01	15.012	-0.0020	+/-1.0	
Toluene-d8	25.0	94	71 - 126	11.39	11.392	-0.0020	+/-1.0	
MW-3 (RSG0821-06)			Lab File ID: P9960.D		Analyzed: 07/24/09 16:39			
1,2-Dichloroethane-d4	25.0	112	66 - 137	9.01	9.01	0.0000	+/-1.0	
4-Bromofluorobenzene	25.0	91	73 - 120	15.01	15.012	-0.0020	+/-1.0	
Toluene-d8	25.0	95	71 - 126	11.39	11.392	-0.0020	+/-1.0	
MW-6 (RSG0821-08)			Lab File ID: P9962.D		Analyzed: 07/24/09 17:36			
1,2-Dichloroethane-d4	25.0	116	66 - 137	9.01	9.01	0.0000	+/-1.0	
4-Bromofluorobenzene	25.0	91	73 - 120	15.01	15.012	-0.0020	+/-1.0	
Toluene-d8	25.0	95	71 - 126	11.39	11.392	-0.0020	+/-1.0	
MW-16S (RSG0821-09)			Lab File ID: P9963.D		Analyzed: 07/24/09 18:04			
1,2-Dichloroethane-d4	25.0	114	66 - 137	9.01	9.01	0.0000	+/-1.0	
4-Bromofluorobenzene	25.0	92	73 - 120	15.01	15.012	-0.0020	+/-1.0	

Form 2
SURROGATE STANDARD RECOVERY AND RT SUMMARY
8260B

Laboratory:	TestAmerica Buffalo	SDG:	
Client:	AECOM - Amherst, NY	Project:	AECOM, Inc. - Scott Aviation site - NY3A9023
Sequence:	RG92407	Instrument:	HP5973P
Matrix:	Water	Calibration:	R9G1510

Surrogate Compound	Spike Level ug/L	% Recovery	Recovery Limits	RT	Calibration Mean RT	RT Diff	RT Diff Limit	Q
MW-16S (RSG0821-09)			Lab File ID: P9963.D		Analyzed: 07/24/09 18:04			
Toluene-d8	25.0	94	71 - 126	11.39	11.392	-0.0020	+/-1.0	
MW-12 (RSG0821-10)			Lab File ID: P9964.D		Analyzed: 07/24/09 18:32			
1,2-Dichloroethane-d4	25.0	115	66 - 137	9.01	9.01	0.0000	+/-1.0	
4-Bromofluorobenzene	25.0	91	73 - 120	15.02	15.012	0.0080	+/-1.0	
Toluene-d8	25.0	95	71 - 126	11.39	11.392	-0.0020	+/-1.0	
TRIP BLANK (RSG0821-11)			Lab File ID: P9965.D		Analyzed: 07/24/09 19:01			
1,2-Dichloroethane-d4	25.0	117	66 - 137	9.01	9.01	0.0000	+/-1.0	
4-Bromofluorobenzene	25.0	92	73 - 120	15.02	15.012	0.0080	+/-1.0	
Toluene-d8	25.0	96	71 - 126	11.39	11.392	-0.0020	+/-1.0	

Form 2
SURROGATE STANDARD RECOVERY AND RT SUMMARY
8260B

Laboratory:	TestAmerica Buffalo	SDG:	
Client:	AECOM - Amherst, NY	Project:	AECOM, Inc. - Scott Aviation site - NY3A9023
Sequence:	RG92501	Instrument:	HP5973P
Matrix:	Water	Calibration:	R9G1510

Surrogate Compound	Spike Level ug/L	% Recovery	Recovery Limits	RT	Calibration Mean RT	RT Diff	RT Diff Limit	Q
Blank (9G25007-BLK1)			Lab File ID: P9998.D		Analyzed: 07/25/09 13:08			
1,2-Dichloroethane-d4	25.0	112	66 - 137	9.01	9.01	0.0000	+/-1.0	
4-Bromofluorobenzene	25.0	90	73 - 120	15.01	15.012	-0.0020	+/-1.0	
Toluene-d8	25.0	93	71 - 126	11.39	11.392	-0.0020	+/-1.0	
LCS (9G25007-BS1)			Lab File ID: P9997.D		Analyzed: 07/25/09 12:40			
1,2-Dichloroethane-d4	25.0	109	66 - 137	9.01	9.01	0.0000	+/-1.0	
4-Bromofluorobenzene	25.0	90	73 - 120	15.01	15.012	-0.0020	+/-1.0	
Toluene-d8	25.0	94	71 - 126	11.39	11.392	-0.0020	+/-1.0	
Matrix Spike (9G25007-MS1)			Lab File ID: P0018.D		Analyzed: 07/25/09 22:46			
1,2-Dichloroethane-d4	25.0	124	66 - 137	9.01	9.01	0.0000	+/-1.0	
4-Bromofluorobenzene	25.0	95	73 - 120	15.01	15.012	-0.0020	+/-1.0	
Toluene-d8	25.0	97	71 - 126	11.39	11.392	-0.0020	+/-1.0	
Matrix Spike Dup (9G25007-MSD1)			Lab File ID: P0019.D		Analyzed: 07/25/09 23:15			
1,2-Dichloroethane-d4	25.0	119	66 - 137	9.01	9.01	0.0000	+/-1.0	
4-Bromofluorobenzene	25.0	92	73 - 120	15.01	15.012	-0.0020	+/-1.0	
Toluene-d8	25.0	93	71 - 126	11.39	11.392	-0.0020	+/-1.0	
DUPLICATE (RSG0821-02)			Lab File ID: P9999.D		Analyzed: 07/25/09 13:51			
1,2-Dichloroethane-d4	25.0	113	66 - 137	9.01	9.01	0.0000	+/-1.0	
4-Bromofluorobenzene	25.0	92	73 - 120	15.02	15.012	0.0080	+/-1.0	
Toluene-d8	25.0	95	71 - 126	11.39	11.392	-0.0020	+/-1.0	
MW-4 (RSG0821-07)			Lab File ID: P0000.D		Analyzed: 07/25/09 14:19			
1,2-Dichloroethane-d4	25.0	117	66 - 137	9.01	9.01	0.0000	+/-1.0	
4-Bromofluorobenzene	25.0	94	73 - 120	15.02	15.012	0.0080	+/-1.0	
Toluene-d8	25.0	96	71 - 126	11.4	11.392	0.0080	+/-1.0	

Form 3

LCS / LCS DUPLICATE RECOVERY

8260B

Laboratory:	TestAmerica Buffalo	SDG:	
Client:	AECOM - Amherst, NY	Project:	AECOM, Inc. - Scott Aviation site - NY3A9023
Matrix:	Water	Spike standard:	9071127
Batch:	9G24038	Laboratory ID:	9G24038-BS1
Preparation:	5030B MS	Initial/Final:	5 mL / 5 mL

COMPOUND	SPIKE ADDED	UNITS	LCS CONCENTRATION	LCS % REC. #	QCLIMITS REC.
1,1,1-Trichloroethane		ug/L	ND		73 - 126
1,1,2,2-Tetrachloroethane		ug/L	ND		70 - 126
1,1,2-Trichloro-1,2,2-trifluoroethane		ug/L	ND		60 - 140
1,1,2-Trichloroethane		ug/L	ND		76 - 122
1,1-Dichloroethane		ug/L	ND		71 - 129
1,1-Dichloroethene	25.0	ug/L	29.7	119	65 - 138
1,2,4-Trichlorobenzene		ug/L	ND		70 - 122
1,2-Dibromo-3-chloropropane		ug/L	ND		56 - 134
1,2-Dibromoethane		ug/L	ND		77 - 120
1,2-Dichlorobenzene		ug/L	ND		77 - 120
1,2-Dichloroethane		ug/L	ND		75 - 127
1,2-Dichloropropane		ug/L	ND		76 - 120
1,3-Dichlorobenzene		ug/L	ND		77 - 120
1,4-Dichlorobenzene		ug/L	ND		75 - 120
2-Butanone		ug/L	ND		57 - 140
2-Hexanone		ug/L	ND		65 - 127
4-Methyl-2-pentanone		ug/L	ND		71 - 125
Acetone		ug/L	ND		56 - 142
Benzene	25.0	ug/L	25.6	102	71 - 124
Bromodichloromethane		ug/L	ND		80 - 122
Bromoform		ug/L	ND		66 - 128
Bromomethane		ug/L	ND		36 - 150
Carbon disulfide		ug/L	ND		59 - 134
Carbon Tetrachloride		ug/L	ND		72 - 134
Chlorobenzene	25.0	ug/L	23.4	94	72 - 120
Chloroethane		ug/L	ND		69 - 136
Chloroform		ug/L	ND		73 - 127
Chloromethane		ug/L	ND		49 - 142
cis-1,2-Dichloroethene		ug/L	ND		74 - 124
cis-1,3-Dichloropropene		ug/L	ND		74 - 124

Form 3

LCS / LCS DUPLICATE RECOVERY

8260B

Laboratory:	TestAmerica Buffalo	SDG:	
Client:	AECOM - Amherst, NY	Project:	AECOM, Inc. - Scott Aviation site - NY3A9023
Matrix:	Water	Spike standard:	9071127
Batch:	9G24038	Laboratory ID:	9G24038-BS1
Preparation:	5030B MS	Initial/Final:	5 mL / 5 mL

COMPOUND	SPIKE ADDED	UNITS	LCS CONCENTRATION	LCS % REC. #	QCLIMITS REC.
Cyclohexane		ug/L	ND		70 - 130
Dibromochloromethane		ug/L	ND		75 - 125
Dichlorodifluoromethane		ug/L	ND		33 - 157
Ethylbenzene		ug/L	ND		77 - 123
Isopropylbenzene		ug/L	ND		77 - 122
Methyl Acetate		ug/L	ND		60 - 140
Methylcyclohexane		ug/L	ND		60 - 140
Methylene Chloride		ug/L	ND		57 - 132
Methyl-t-Butyl Ether (MTBE)		ug/L	ND		64 - 127
Styrene		ug/L	ND		70 - 130
Tetrachloroethene		ug/L	ND		74 - 122
Toluene	25.0	ug/L	24.2	97	70 - 122
trans-1,2-Dichloroethene		ug/L	ND		73 - 127
trans-1,3-Dichloropropene		ug/L	ND		72 - 123
Trichloroethene	25.0	ug/L	24.8	99	74 - 123
Trichlorofluoromethane		ug/L	ND		62 - 152
Vinyl chloride		ug/L	ND		65 - 133
Xylenes, total		ug/L	ND		76 - 122

Column to be used to flag recovery and RPD values with an asterisk

* Values outside of QC limits

Form 3

LCS / LCS DUPLICATE RECOVERY

8260B

Laboratory:	TestAmerica Buffalo	SDG:	
Client:	AECOM - Amherst, NY	Project:	AECOM, Inc. - Scott Aviation site - NY3A9023
Matrix:	Water	Spike standard:	9071127
Batch:	9G25007	Laboratory ID:	9G25007-BS1
Preparation:	5030B MS	Initial/Final:	5 mL / 5 mL

COMPOUND	SPIKE ADDED	UNITS	LCS CONCENTRATION	LCS % REC. #	QCLIMITS REC.
1,1,1-Trichloroethane		ug/L	ND		73 - 126
1,1,2,2-Tetrachloroethane		ug/L	ND		70 - 126
1,1,2-Trichloro-1,2,2-trifluoroethane		ug/L	ND		60 - 140
1,1,2-Trichloroethane		ug/L	ND		76 - 122
1,1-Dichloroethane		ug/L	ND		71 - 129
1,1-Dichloroethene	25.0	ug/L	29.1	116	65 - 138
1,2,4-Trichlorobenzene		ug/L	ND		70 - 122
1,2-Dibromo-3-chloropropane		ug/L	ND		56 - 134
1,2-Dibromoethane		ug/L	ND		77 - 120
1,2-Dichlorobenzene		ug/L	ND		77 - 120
1,2-Dichloroethane		ug/L	ND		75 - 127
1,2-Dichloropropane		ug/L	ND		76 - 120
1,3-Dichlorobenzene		ug/L	ND		77 - 120
1,4-Dichlorobenzene		ug/L	ND		75 - 120
2-Butanone		ug/L	ND		57 - 140
2-Hexanone		ug/L	ND		65 - 127
4-Methyl-2-pentanone		ug/L	ND		71 - 125
Acetone		ug/L	ND		56 - 142
Benzene	25.0	ug/L	25.2	101	71 - 124
Bromodichloromethane		ug/L	ND		80 - 122
Bromoform		ug/L	ND		66 - 128
Bromomethane		ug/L	ND		36 - 150
Carbon disulfide		ug/L	ND		59 - 134
Carbon Tetrachloride		ug/L	ND		72 - 134
Chlorobenzene	25.0	ug/L	23.5	94	72 - 120
Chloroethane		ug/L	ND		69 - 136
Chloroform		ug/L	ND		73 - 127
Chloromethane		ug/L	ND		49 - 142
cis-1,2-Dichloroethene		ug/L	ND		74 - 124
cis-1,3-Dichloropropene		ug/L	ND		74 - 124

Form 3

LCS / LCS DUPLICATE RECOVERY

8260B

Laboratory:	TestAmerica Buffalo	SDG:	
Client:	AECOM - Amherst, NY	Project:	AECOM, Inc. - Scott Aviation site - NY3A9023
Matrix:	Water	Spike standard:	9071127
Batch:	9G25007	Laboratory ID:	9G25007-BS1
Preparation:	5030B MS	Initial/Final:	5 mL / 5 mL

COMPOUND	SPIKE ADDED	UNITS	LCS CONCENTRATION	LCS % REC. #	QCLIMITS REC.
Cyclohexane		ug/L	ND		70 - 130
Dibromochloromethane		ug/L	ND		75 - 125
Dichlorodifluoromethane		ug/L	ND		33 - 157
Ethylbenzene		ug/L	ND		77 - 123
Isopropylbenzene		ug/L	ND		77 - 122
Methyl Acetate		ug/L	ND		60 - 140
Methylcyclohexane		ug/L	ND		60 - 140
Methylene Chloride		ug/L	ND		57 - 132
Methyl-t-Butyl Ether (MTBE)		ug/L	ND		64 - 127
Styrene		ug/L	ND		70 - 130
Tetrachloroethene		ug/L	ND		74 - 122
Toluene	25.0	ug/L	24.0	96	70 - 122
trans-1,2-Dichloroethene		ug/L	ND		73 - 127
trans-1,3-Dichloropropene		ug/L	ND		72 - 123
Trichloroethene	25.0	ug/L	25.1	100	74 - 123
Trichlorofluoromethane		ug/L	ND		62 - 152
Vinyl chloride		ug/L	ND		65 - 133
Xylenes, total		ug/L	ND		76 - 122

Column to be used to flag recovery and RPD values with an asterisk

* Values outside of QC limits

MW-4

Form 3

MATRIX SPIKE / MATRIX SPIKE DUPLICATE RECOVERY

8260B

Laboratory: TestAmerica Buffalo

SDG:

Client: AECOM - Amherst, NY

Project: AECOM, Inc. - Scott Aviation site - NY3A9023

Matrix: Water

Spike standard: 9071127

Batch: 9G25007

Laboratory ID: 9G25007-MS1

Preparation: 5030B MS

Initial/Final: 5 mL / 5 mL

Source Sample Name: MW-4

COMPOUND	SPIKE ADDED	UNITS	SAMPLE CONCENTRATION	MS CONCENTRATION	MS % REC. #	QC LIMITS REC.
1,1,1-Trichloroethane		ug/L	113	110		73 - 126
1,1,2,2-Tetrachloroethane		ug/L	ND	ND		70 - 126
1,1,2-Trichloro-1,2,2-trifluoroethane		ug/L	ND	ND		60 - 140
1,1,2-Trichloroethane		ug/L	ND	ND		76 - 122
1,1-Dichloroethane		ug/L	67.5	66.0		71 - 129
1,1-Dichloroethene	1250	ug/L	41.0	1600	125	65 - 138
1,2,4-Trichlorobenzene		ug/L	ND	ND		70 - 122
1,2-Dibromo-3-chloropropane		ug/L	ND	ND		56 - 134
1,2-Dibromoethane		ug/L	ND	ND		77 - 120
1,2-Dichlorobenzene		ug/L	ND	ND		77 - 120
1,2-Dichloroethane		ug/L	ND	ND		75 - 127
1,2-Dichloropropane		ug/L	ND	ND		76 - 120
1,3-Dichlorobenzene		ug/L	ND	ND		77 - 120
1,4-Dichlorobenzene		ug/L	ND	ND		75 - 120
2-Butanone		ug/L	ND	ND		57 - 140
2-Hexanone		ug/L	ND	ND		65 - 127
4-Methyl-2-pentanone		ug/L	ND	ND		71 - 125
Acetone		ug/L	ND	ND		56 - 142
Benzene	1250	ug/L	ND	1370	109	71 - 124
Bromodichloromethane		ug/L	ND	ND		80 - 122
Bromoform		ug/L	ND	ND		66 - 128
Bromomethane		ug/L	ND	ND		36 - 150
Carbon disulfide		ug/L	ND	ND		59 - 134
Carbon Tetrachloride		ug/L	ND	ND		72 - 134
Chlorobenzene	1250	ug/L	ND	1280	102	72 - 120
Chloroethane		ug/L	ND	ND		69 - 136
Chloroform		ug/L	ND	ND		73 - 127
Chloromethane		ug/L	ND	ND		49 - 142
cis-1,2-Dichloroethene		ug/L	4690	4690		74 - 124
cis-1,3-Dichloropropene		ug/L	ND	ND		74 - 124
Cyclohexane		ug/L	ND	ND		70 - 130
Dibromochloromethane		ug/L	ND	ND		75 - 125

MW-4

Form 3

MATRIX SPIKE / MATRIX SPIKE DUPLICATE RECOVERY

8260B

Laboratory: TestAmerica Buffalo

SDG:

Client: AECOM - Amherst, NY

Project: AECOM, Inc. - Scott Aviation site - NY3A9023

Matrix: Water

Spike standard: 9071127

Batch: 9G25007

Laboratory ID: 9G25007-MS1

Preparation: 5030B MS

Initial/Final: 5 mL / 5 mL

Source Sample Name: MW-4

COMPOUND	SPIKE ADDED	UNITS	SAMPLE CONCENTRATION	MS CONCENTRATION	MS % REC. #	QC LIMITS REC.
Dichlorodifluoromethane		ug/L	ND	ND		33 - 157
Ethylbenzene		ug/L	ND	ND		77 - 123
Isopropylbenzene		ug/L	ND	ND		77 - 122
Methyl Acetate		ug/L	ND	ND		60 - 140
Methylcyclohexane		ug/L	ND	ND		60 - 140
Methylene Chloride		ug/L	ND	ND		57 - 132
Methyl-t-Butyl Ether (MTBE)		ug/L	ND	ND		64 - 127
Styrene		ug/L	ND	ND		70 - 130
Tetrachloroethene		ug/L	ND	ND		74 - 122
Toluene	1250	ug/L	ND	1270	101	70 - 122
trans-1,2-Dichloroethene		ug/L	ND	ND		73 - 127
trans-1,3-Dichloropropene		ug/L	ND	ND		72 - 123
Trichloroethene	1250	ug/L	2270	3660	111	74 - 123
Trichlorofluoromethane		ug/L	ND	ND		62 - 152
Vinyl chloride		ug/L	412	412		65 - 133
Xylenes, total		ug/L	ND	ND		76 - 122

COMPOUND	SPIKE ADDED	UNITS	MSD CONCENTRATION	MSD % REC. #	% RPD #	QC LIMITS RPD	QC LIMITS REC.
1,1,1-Trichloroethane		ug/L	102		8	15	73 - 126
1,1,2,2-Tetrachloroethane		ug/L	ND			15	70 - 126
1,1,2-Trichloro-1,2,2-trifluoroethane		ug/L	ND			20	60 - 140
1,1,2-Trichloroethane		ug/L	ND			15	76 - 122
1,1-Dichloroethane		ug/L	61.5		7	20	71 - 129
1,1-Dichloroethene	1250	ug/L	1510	117	6	16	65 - 138
1,2,4-Trichlorobenzene		ug/L	ND			20	70 - 122
1,2-Dibromo-3-chloropropane		ug/L	ND			15	56 - 134
1,2-Dibromoethane		ug/L	ND			15	77 - 120
1,2-Dichlorobenzene		ug/L	ND			20	77 - 120
1,2-Dichloroethane		ug/L	ND			20	75 - 127
1,2-Dichloropropane		ug/L	ND			20	76 - 120
1,3-Dichlorobenzene		ug/L	ND			20	77 - 120
1,4-Dichlorobenzene		ug/L	ND			20	75 - 120

MW-4

Form 3

MATRIX SPIKE / MATRIX SPIKE DUPLICATE RECOVERY

8260B

Laboratory: TestAmerica Buffalo

SDG:

Client: AECOM - Amherst, NY

Project: AECOM, Inc. - Scott Aviation site - NY3A9023

Matrix: Water

Spike standard: 9071127

Batch: 9G25007

Laboratory ID: 9G25007-MSD1

Preparation: 5030B MS

Initial/Final: 5 mL / 5 mL

Source Sample Name: MW-4

COMPOUND	SPIKE ADDED	UNITS	MSD CONCENTRATION	MSD % REC. #	% RPD #	QC LIMITS RPD	QC LIMITS REC.
2-Butanone		ug/L	ND			20	57 - 140
2-Hexanone		ug/L	ND			15	65 - 127
4-Methyl-2-pentanone		ug/L	ND			35	71 - 125
Acetone		ug/L	ND			15	56 - 142
Benzene	1250	ug/L	1290	103	6	13	71 - 124
Bromodichloromethane		ug/L	ND			15	80 - 122
Bromoform		ug/L	ND			15	66 - 128
Bromomethane		ug/L	ND			15	36 - 150
Carbon disulfide		ug/L	ND			15	59 - 134
Carbon Tetrachloride		ug/L	ND			15	72 - 134
Chlorobenzene	1250	ug/L	1200	96	7	25	72 - 120
Chloroethane		ug/L	ND			15	69 - 136
Chloroform		ug/L	ND			20	73 - 127
Chloromethane		ug/L	ND			15	49 - 142
cis-1,2-Dichloroethene		ug/L	4410		6	15	74 - 124
cis-1,3-Dichloropropene		ug/L	ND			15	74 - 124
Cyclohexane		ug/L	ND			20	70 - 130
Dibromochloromethane		ug/L	ND			15	75 - 125
Dichlorodifluoromethane		ug/L	ND			20	33 - 157
Ethylbenzene		ug/L	ND			15	77 - 123
Isopropylbenzene		ug/L	ND			20	77 - 122
Methyl Acetate		ug/L	ND			20	60 - 140
Methylcyclohexane		ug/L	ND			20	60 - 140
Methylene Chloride		ug/L	ND			15	57 - 132
Methyl-t-Butyl Ether (MTBE)		ug/L	ND			37	64 - 127
Styrene		ug/L	ND			20	70 - 130
Tetrachloroethene		ug/L	ND			20	74 - 122
Toluene	1250	ug/L	1200	96	6	15	70 - 122
trans-1,2-Dichloroethene		ug/L	ND			20	73 - 127
trans-1,3-Dichloropropene		ug/L	ND			15	72 - 123
Trichloroethene	1250	ug/L	3400	91	7	16	74 - 123
Trichlorofluoromethane		ug/L	ND			20	62 - 152
Vinyl chloride		ug/L	379		8	15	65 - 133

MW-4

Form 3

MATRIX SPIKE / MATRIX SPIKE DUPLICATE RECOVERY

8260B

Laboratory:	TestAmerica Buffalo	SDG:	
Client:	AECOM - Amherst, NY	Project:	AECOM, Inc. - Scott Aviation site - NY3A9023
Matrix:	Water	Spike standard:	9071127
Batch:	9G25007	Laboratory ID:	9G25007-MSD1
Preparation:	5030B MS	Initial/Final:	5 mL / 5 mL

Source Sample Name: MW-4

COMPOUND	SPIKE ADDED	UNITS	MSD CONCENTRATION	MSD % REC. #	% RPD #	QC LIMITS RPD	QC LIMITS REC.
Xylenes, total		ug/L	ND			16	76 - 122

Column to be used to flag recovery and RPD values with an asterisk

* Values outside of QC limits

PREPARATION BATCH SUMMARY
8260B

Laboratory: TestAmerica Buffalo
SDG:
Client: AECOM - Amherst, NY
Project: AECOM, Inc. - Scott Aviation site - NY3A9023
Batch: 9G24038 Batch Matrix: Water
Preparation: 5030B MS

SAMPLE NAME	LAB SAMPLE ID	INITIAL	FINAL	DATE PREPARED	TOT/DIS
Blank	9G24038-BLK1	5.00 mL	5.00 mL	07/24/09 10:05	N/A
LCS	9G24038-BS1	5.00 mL	5.00 mL	07/24/09 10:05	N/A
FIELD BLANK	RSG0821-01	5.00 mL	5.00 mL	07/24/09 10:05	N/A
MW-10	RSG0821-03	5.00 mL	5.00 mL	07/24/09 10:05	N/A
MW-11	RSG0821-04	5.00 mL	5.00 mL	07/24/09 10:05	N/A
MW-2	RSG0821-05	5.00 mL	5.00 mL	07/24/09 10:05	N/A
MW-3	RSG0821-06	5.00 mL	5.00 mL	07/24/09 10:05	N/A
MW-6	RSG0821-08	5.00 mL	5.00 mL	07/24/09 10:05	N/A
MW-16S	RSG0821-09	5.00 mL	5.00 mL	07/24/09 10:05	N/A
MW-12	RSG0821-10	5.00 mL	5.00 mL	07/24/09 10:05	N/A
TRIP BLANK	RSG0821-11	5.00 mL	5.00 mL	07/24/09 10:05	N/A

PREPARATION BATCH SUMMARY
8260B

Laboratory: TestAmerica Buffalo
SDG:
Client: AECOM - Amherst, NY
Project: AECOM, Inc. - Scott Aviation site - NY3A9023
Batch: 9G25007 Batch Matrix: Water
Preparation: 5030B MS

SAMPLE NAME	LAB SAMPLE ID	INITIAL	FINAL	DATE PREPARED	TOT/DIS
Blank	9G25007-BLK1	5.00 mL	5.00 mL	07/25/09 10:52	N/A
LCS	9G25007-BS1	5.00 mL	5.00 mL	07/25/09 10:52	N/A
MW-4	9G25007-MS1	5.00 mL	5.00 mL	07/25/09 10:52	N/A
MW-4	9G25007-MSD1	5.00 mL	5.00 mL	07/25/09 10:52	N/A
DUPLICATE	RSG0821-02	5.00 mL	5.00 mL	07/25/09 10:52	N/A
MW-4	RSG0821-07	5.00 mL	5.00 mL	07/25/09 10:52	N/A

Form 5

MASS SPECTROMETER INSTRUMENT PERFORMANCE CHECK

8260B

Laboratory:	TestAmerica Buffalo	SDG:	
Client:	AECOM - Amherst, NY	Project:	AECOM, Inc. - Scott Aviation site - NY3A9023
Lab File ID:	P9723.D	Injection Date:	07/15/09
Instrument ID:	HP5973P	Injection Time:	21:03
Sequence:	RG91528	Lab Sample ID:	RG91528-TUN1

m/z	ION ABUNDANCE CRITERIA	% RELATIVE ABUNDANCE	
50	15 - 40% of 95	20.774	PASS
75	30 - 60% of 95	49.024	PASS
95	Base peak, 100% relative abundance	100	PASS
96	5 - 9% of 95	7.2551	PASS
173	Less than 2% of 174	0	PASS
174	50 - 100% of 95	64.155	PASS
175	5 - 9% of 174	8.023	PASS
176	95 - 101% of 174	97.738	PASS
177	5 - 9% of 176	7.1993	PASS

Form 5A

ANALYSIS BATCH (SEQUENCE) SUMMARY

8260B

Laboratory: TestAmerica Buffalo

Client: AECOM - Amherst, NY

Sequence: RG91528

SDG:

Project: AECOM, Inc. - Scott Aviation site - NY3A9023

Instrument: HP5973P

Calibration: R9G1510

Sample Name	Lab Sample ID	Lab File ID	Analysis Date/Time
MS Tune	RG91528-TUN1	P9723.D	07/15/09 21:03
Cal Standard	RG91528-CAL1	P9724.D	07/15/09 21:29
Cal Standard	RG91528-CAL2	P9726.D	07/15/09 22:26
Cal Standard	RG91528-CAL3	P9727.D	07/15/09 22:54
Cal Standard	RG91528-CAL4	P9728.D	07/15/09 23:22
Cal Standard	RG91528-CAL5	P9729.D	07/15/09 23:51

Form 5

MASS SPECTROMETER INSTRUMENT PERFORMANCE CHECK

8260B

Laboratory:	TestAmerica Buffalo	SDG:	
Client:	AECOM - Amherst, NY	Project:	AECOM, Inc. - Scott Aviation site - NY3A9023
Lab File ID:	P9947.D	Injection Date:	07/24/09
Instrument ID:	HP5973P	Injection Time:	09:46
Sequence:	RG92407	Lab Sample ID:	RG92407-TUN1

m/z	ION ABUNDANCE CRITERIA	% RELATIVE ABUNDANCE	
50	15 - 40% of 95	20.577	PASS
75	30 - 60% of 95	49.107	PASS
95	Base peak, 100% relative abundance	100	PASS
96	5 - 9% of 95	6.941	PASS
173	Less than 2% of 174	0.49633	PASS
174	50 - 100% of 95	68.917	PASS
175	5 - 9% of 174	7.502	PASS
176	95 - 101% of 174	99.437	PASS
177	5 - 9% of 176	6.4291	PASS

Form 5A

ANALYSIS BATCH (SEQUENCE) SUMMARY

8260B

Laboratory: TestAmerica Buffalo

Client: AECOM - Amherst, NY

Sequence: RG92407

SDG:

Project: AECOM, Inc. - Scott Aviation site - NY3A9023

Instrument: HP5973P

Calibration: R9G1510

Sample Name	Lab Sample ID	Lab File ID	Analysis Date/Time
MS Tune	RG92407-TUN1	P9947.D	07/24/09 09:46
Calibration Check	RG92407-CCV1	P9948.D	07/24/09 10:25
LCS	9G24038-BS1	P9950.D	07/24/09 11:38
Blank	9G24038-BLK1	P9951.D	07/24/09 12:06
FIELD BLANK	RSG0821-01	P9955.D	07/24/09 14:17
MW-10	RSG0821-03	P9957.D	07/24/09 15:14
MW-11	RSG0821-04	P9958.D	07/24/09 15:42
MW-2	RSG0821-05	P9959.D	07/24/09 16:11
MW-3	RSG0821-06	P9960.D	07/24/09 16:39
MW-6	RSG0821-08	P9962.D	07/24/09 17:36
MW-16S	RSG0821-09	P9963.D	07/24/09 18:04
MW-12	RSG0821-10	P9964.D	07/24/09 18:32
TRIP BLANK	RSG0821-11	P9965.D	07/24/09 19:01

Form 5

MASS SPECTROMETER INSTRUMENT PERFORMANCE CHECK

8260B

Laboratory:	TestAmerica Buffalo	SDG:	
Client:	AECOM - Amherst, NY	Project:	AECOM, Inc. - Scott Aviation site - NY3A9023
Lab File ID:	P9995.D	Injection Date:	07/25/09
Instrument ID:	HP5973P	Injection Time:	11:29
Sequence:	RG92501	Lab Sample ID:	RG92501-TUN1

m/z	ION ABUNDANCE CRITERIA	% RELATIVE ABUNDANCE	
50	15 - 40% of 95	20.622	PASS
75	30 - 60% of 95	46.538	PASS
95	Base peak, 100% relative abundance	100	PASS
96	5 - 9% of 95	8.1199	PASS
173	Less than 2% of 174	0	PASS
174	50 - 100% of 95	80.36	PASS
175	5 - 9% of 174	7.2308	PASS
176	95 - 101% of 174	98.571	PASS
177	5 - 9% of 176	8.5591	PASS

Form 5A

ANALYSIS BATCH (SEQUENCE) SUMMARY

8260B

Laboratory: TestAmerica Buffalo

Client: AECOM - Amherst, NY

Sequence: RG92501

SDG:

Project: AECOM, Inc. - Scott Aviation site - NY3A9023

Instrument: HP5973P

Calibration: R9G1510

Sample Name	Lab Sample ID	Lab File ID	Analysis Date/Time
MS Tune	RG92501-TUN1	P9995.D	07/25/09 11:29
Calibration Check	RG92501-CCV1	P9996.D	07/25/09 11:56
LCS	9G25007-BS1	P9997.D	07/25/09 12:40
Blank	9G25007-BLK1	P9998.D	07/25/09 13:08
DUPLICATE	RSG0821-02	P9999.D	07/25/09 13:51
MW-4	RSG0821-07	P0000.D	07/25/09 14:19
MW-4	9G25007-MS1	P0018.D	07/25/09 22:46
MW-4	9G25007-MSD1	P0019.D	07/25/09 23:15

Form 8

INTERNAL STANDARD AREA AND RT SUMMARY

8260B

Laboratory: TestAmerica Buffalo
SDG:
Client: AECOM - Amherst, NY
Project: AECOM, Inc. - Scott Aviation site - NY3A9023
Sequence: RG92407
Instrument: HP5973P
Matrix: Water
Calibration: R9G1510

Internal Standard	Response	RT	Reference Response	Reference RT	Area %	Area % Limits	RT Diff	RT Diff Limit	Q
Calibration Check (RG92407-CCV1)			Lab File ID: P9948.D			Analyzed: 07/24/09 10:25			
1,4-Dichlorobenzene-d4	332512	16.73				50 - 200		+/-0.50	
1,4-Difluorobenzene	632434	9.49				50 - 200		+/-0.50	
Chlorobenzene-d5	611788	13.36				50 - 200		+/-0.50	
LCS (9G24038-BS1)			Lab File ID: P9950.D			Analyzed: 07/24/09 11:38			
1,4-Dichlorobenzene-d4	300062	16.73	332512	16.73	90	50 - 200	0.0000	+/-0.50	
1,4-Difluorobenzene	591776	9.49	632434	9.49	94	50 - 200	0.0000	+/-0.50	
Chlorobenzene-d5	569852	13.36	611788	13.36	93	50 - 200	0.0000	+/-0.50	
Blank (9G24038-BLK1)			Lab File ID: P9951.D			Analyzed: 07/24/09 12:06			
1,4-Dichlorobenzene-d4	275584	16.73	332512	16.73	83	50 - 200	0.0000	+/-0.50	
1,4-Difluorobenzene	546440	9.5	632434	9.49	86	50 - 200	0.0100	+/-0.50	
Chlorobenzene-d5	523877	13.36	611788	13.36	86	50 - 200	0.0000	+/-0.50	
FIELD BLANK (RSG0821-01)			Lab File ID: P9955.D			Analyzed: 07/24/09 14:17			
1,4-Dichlorobenzene-d4	266016	16.73	332512	16.73	80	50 - 200	0.0000	+/-0.50	
1,4-Difluorobenzene	515252	9.49	632434	9.49	81	50 - 200	0.0000	+/-0.50	
Chlorobenzene-d5	496952	13.36	611788	13.36	81	50 - 200	0.0000	+/-0.50	
MW-10 (RSG0821-03)			Lab File ID: P9957.D			Analyzed: 07/24/09 15:14			
1,4-Dichlorobenzene-d4	255246	16.73	332512	16.73	77	50 - 200	0.0000	+/-0.50	
1,4-Difluorobenzene	504041	9.49	632434	9.49	80	50 - 200	0.0000	+/-0.50	
Chlorobenzene-d5	486856	13.36	611788	13.36	80	50 - 200	0.0000	+/-0.50	
MW-11 (RSG0821-04)			Lab File ID: P9958.D			Analyzed: 07/24/09 15:42			
1,4-Dichlorobenzene-d4	237760	16.73	332512	16.73	72	50 - 200	0.0000	+/-0.50	
1,4-Difluorobenzene	462143	9.5	632434	9.49	73	50 - 200	0.0100	+/-0.50	
Chlorobenzene-d5	445067	13.36	611788	13.36	73	50 - 200	0.0000	+/-0.50	
MW-2 (RSG0821-05)			Lab File ID: P9959.D			Analyzed: 07/24/09 16:11			
1,4-Dichlorobenzene-d4	249728	16.73	332512	16.73	75	50 - 200	0.0000	+/-0.50	
1,4-Difluorobenzene	491024	9.49	632434	9.49	78	50 - 200	0.0000	+/-0.50	
Chlorobenzene-d5	473257	13.36	611788	13.36	77	50 - 200	0.0000	+/-0.50	
MW-3 (RSG0821-06)			Lab File ID: P9960.D			Analyzed: 07/24/09 16:39			
1,4-Dichlorobenzene-d4	245207	16.73	332512	16.73	74	50 - 200	0.0000	+/-0.50	
1,4-Difluorobenzene	467702	9.5	632434	9.49	74	50 - 200	0.0100	+/-0.50	
Chlorobenzene-d5	454416	13.36	611788	13.36	74	50 - 200	0.0000	+/-0.50	
MW-6 (RSG0821-08)			Lab File ID: P9962.D			Analyzed: 07/24/09 17:36			
1,4-Dichlorobenzene-d4	241901	16.74	332512	16.73	73	50 - 200	0.0100	+/-0.50	
1,4-Difluorobenzene	477158	9.5	632434	9.49	75	50 - 200	0.0100	+/-0.50	
Chlorobenzene-d5	458904	13.36	611788	13.36	75	50 - 200	0.0000	+/-0.50	

Form 8

INTERNAL STANDARD AREA AND RT SUMMARY

8260B

Laboratory: TestAmerica Buffalo
SDG:
Client: AECOM - Amherst, NY
Project: AECOM, Inc. - Scott Aviation site - NY3A9023
Sequence: RG92407
Instrument: HP5973P
Matrix: Water
Calibration: R9G1510

Internal Standard	Response	RT	Reference Response	Reference RT	Area %	Area % Limits	RT Diff	RT Diff Limit	Q
MW-16S (RSG0821-09)			Lab File ID: P9963.D			Analyzed: 07/24/09 18:04			
1,4-Dichlorobenzene-d4	250081	16.74	332512	16.73	75	50 - 200	0.0100	+/-0.50	
1,4-Difluorobenzene	475772	9.49	632434	9.49	75	50 - 200	0.0000	+/-0.50	
Chlorobenzene-d5	460530	13.36	611788	13.36	75	50 - 200	0.0000	+/-0.50	
MW-12 (RSG0821-10)			Lab File ID: P9964.D			Analyzed: 07/24/09 18:32			
1,4-Dichlorobenzene-d4	243227	16.73	332512	16.73	73	50 - 200	0.0000	+/-0.50	
1,4-Difluorobenzene	472006	9.49	632434	9.49	75	50 - 200	0.0000	+/-0.50	
Chlorobenzene-d5	456021	13.36	611788	13.36	75	50 - 200	0.0000	+/-0.50	
TRIP BLANK (RSG0821-11)			Lab File ID: P9965.D			Analyzed: 07/24/09 19:01			
1,4-Dichlorobenzene-d4	236914	16.73	332512	16.73	71	50 - 200	0.0000	+/-0.50	
1,4-Difluorobenzene	469499	9.49	632434	9.49	74	50 - 200	0.0000	+/-0.50	
Chlorobenzene-d5	441970	13.36	611788	13.36	72	50 - 200	0.0000	+/-0.50	

Form 8

INTERNAL STANDARD AREA AND RT SUMMARY

8260B

Laboratory: TestAmerica Buffalo
SDG:
Client: AECOM - Amherst, NY
Project: AECOM, Inc. - Scott Aviation site - NY3A9023
Sequence: RG92501
Instrument: HP5973P
Matrix: Water
Calibration: R9G1510

Internal Standard	Response	RT	Reference Response	Reference RT	Area %	Area % Limits	RT Diff	RT Diff Limit	Q
Calibration Check (RG92501-CCV1)			Lab File ID: P9996.D			Analyzed: 07/25/09 11:56			
1,4-Dichlorobenzene-d4	302534	16.73				50 - 200		+/-0.50	
1,4-Difluorobenzene	517323	9.49				50 - 200		+/-0.50	
Chlorobenzene-d5	527531	13.36				50 - 200		+/-0.50	
LCS (9G25007-BS1)			Lab File ID: P9997.D			Analyzed: 07/25/09 12:40			
1,4-Dichlorobenzene-d4	274596	16.74	302534	16.73	91	50 - 200	0.0100	+/-0.50	
1,4-Difluorobenzene	535774	9.49	517323	9.49	104	50 - 200	0.0000	+/-0.50	
Chlorobenzene-d5	515778	13.36	527531	13.36	98	50 - 200	0.0000	+/-0.50	
Blank (9G25007-BLK1)			Lab File ID: P9998.D			Analyzed: 07/25/09 13:08			
1,4-Dichlorobenzene-d4	254018	16.73	302534	16.73	84	50 - 200	0.0000	+/-0.50	
1,4-Difluorobenzene	495074	9.49	517323	9.49	96	50 - 200	0.0000	+/-0.50	
Chlorobenzene-d5	484467	13.36	527531	13.36	92	50 - 200	0.0000	+/-0.50	
DUPLICATE (RSG0821-02)			Lab File ID: P9999.D			Analyzed: 07/25/09 13:51			
1,4-Dichlorobenzene-d4	251447	16.73	302534	16.73	83	50 - 200	0.0000	+/-0.50	
1,4-Difluorobenzene	488066	9.49	517323	9.49	94	50 - 200	0.0000	+/-0.50	
Chlorobenzene-d5	470328	13.36	527531	13.36	89	50 - 200	0.0000	+/-0.50	
MW-4 (RSG0821-07)			Lab File ID: P0000.D			Analyzed: 07/25/09 14:19			
1,4-Dichlorobenzene-d4	239951	16.74	302534	16.73	79	50 - 200	0.0100	+/-0.50	
1,4-Difluorobenzene	461453	9.5	517323	9.49	89	50 - 200	0.0100	+/-0.50	
Chlorobenzene-d5	447360	13.36	527531	13.36	85	50 - 200	0.0000	+/-0.50	
Matrix Spike (9G25007-MS1)			Lab File ID: P0018.D			Analyzed: 07/25/09 22:46			
1,4-Dichlorobenzene-d4	208358	16.74	302534	16.73	69	50 - 200	0.0100	+/-0.50	
1,4-Difluorobenzene	397881	9.5	517323	9.49	77	50 - 200	0.0100	+/-0.50	
Chlorobenzene-d5	391488	13.36	527531	13.36	74	50 - 200	0.0000	+/-0.50	
Matrix Spike Dup (9G25007-MSD1)			Lab File ID: P0019.D			Analyzed: 07/25/09 23:15			
1,4-Dichlorobenzene-d4	220932	16.74	302534	16.73	73	50 - 200	0.0100	+/-0.50	
1,4-Difluorobenzene	412365	9.5	517323	9.49	80	50 - 200	0.0100	+/-0.50	
Chlorobenzene-d5	407811	13.36	527531	13.36	77	50 - 200	0.0000	+/-0.50	

METHOD DETECTION AND REPORTING LIMITS

8260B

Laboratory: TestAmerica Buffalo **SDG:**

Client: AECOM - Amherst, NY **Project:** AECOM, Inc. - Scott Aviation site - NY3A'

Matrix: Water **Instrument:** HP5973P

Analyte	MDL	MRL	Units
1,1,1-Trichloroethane	0.2650	5.0000	ug/L
1,1,2,2-Tetrachloroethane	0.2130	5.0000	ug/L
1,1,2-Trichloro-1,2,2-trifluoroethane	0.3090	5.0000	ug/L
1,1,2-Trichloroethane	0.2310	5.0000	ug/L
1,1-Dichloroethane	0.3840	5.0000	ug/L
1,1-Dichloroethene	0.2932	5.0000	ug/L
1,2,4-Trichlorobenzene	0.4077	5.0000	ug/L
1,2-Dibromo-3-chloropropane	0.3930	5.0000	ug/L
1,2-Dibromoethane	0.1660	5.0000	ug/L
1,2-Dichlorobenzene	0.2030	5.0000	ug/L
1,2-Dichloroethane	0.2140	5.0000	ug/L
1,2-Dichloropropane	0.3250	5.0000	ug/L
1,3-Dichlorobenzene	0.3560	5.0000	ug/L
1,4-Dichlorobenzene	0.3920	5.0000	ug/L
2-Butanone	1.3180	25.0000	ug/L
2-Hexanone	1.2410	25.0000	ug/L
4-Methyl-2-pentanone	0.9090	25.0000	ug/L
Acetone	1.3450	25.0000	ug/L
Benzene	0.4100	5.0000	ug/L
Bromodichloromethane	0.3857	5.0000	ug/L
Bromoform	0.2574	5.0000	ug/L
Bromomethane	0.2816	5.0000	ug/L
Carbon disulfide	0.1940	5.0000	ug/L
Carbon Tetrachloride	0.2665	5.0000	ug/L
Chlorobenzene	0.3174	5.0000	ug/L
Chloroethane	0.3237	5.0000	ug/L
Chloroform	0.3357	5.0000	ug/L
Chloromethane	0.3457	5.0000	ug/L
cis-1,2-Dichloroethene	0.3850	5.0000	ug/L
cis-1,3-Dichloropropene	0.3552	5.0000	ug/L
Cyclohexane	0.5340	5.0000	ug/L
Dibromochloromethane	0.3225	5.0000	ug/L
Dichlorodifluoromethane	0.2854	5.0000	ug/L
Ethylbenzene	0.1840	5.0000	ug/L
Isopropylbenzene	0.1930	5.0000	ug/L
Methyl Acetate	0.5010	5.0000	ug/L
Methylcyclohexane	0.4950	5.0000	ug/L
Methylene Chloride	0.4385	5.0000	ug/L

METHOD DETECTION AND REPORTING LIMITS

8260B

Laboratory: TestAmerica Buffalo

SDG:

Client: AECOM - Amherst, NY

Project: AECOM, Inc. - Scott Aviation site - NY3A

Matrix: Water

Instrument: HP5973P

Analyte	MDL	MRL	Units
Methyl-t-Butyl Ether (MTBE)	0.1610	5.0000	ug/L
Styrene	0.1850	5.0000	ug/L
Tetrachloroethene	0.3649	5.0000	ug/L
Toluene	0.5100	5.0000	ug/L
trans-1,2-Dichloroethene	0.4190	5.0000	ug/L
trans-1,3-Dichloropropene	0.3684	5.0000	ug/L
Trichloroethene	0.4580	5.0000	ug/L
Trichlorofluoromethane	0.1520	5.0000	ug/L
Vinyl chloride	0.2426	5.0000	ug/L
Xylenes, total	0.6575	15.0000	ug/L

FIELD BLANK

Form 1
ORGANIC ANALYSIS DATA SHEET
8260B

Laboratory:	TestAmerica Buffalo			SDG:	
Client:	AECOM - Amherst, NY			Project:	AECOM, Inc. - Scott Aviation site - NY3A9023
Matrix:	Water	Laboratory ID:	RSG0821-01	File ID:	P9955.D
Sampled:	07/21/09 14:11	Prepared:	07/24/09 10:05	Analyzed:	07/24/09 14:17
Solids:		Preparation:	5030B MS	Initial/Final:	5 mL / 5 mL
Batch:	9G24038	Sequence:	RG92407	Calibration:	R9G1510
Instrument:	HP5973P				

CAS NO.	COMPOUND	DILUTION	CONC. (ug/L)	Q
71-55-6	1,1,1-Trichloroethane	1	5.0	U
79-34-5	1,1,2,2-Tetrachloroethane	1	5.0	U
76-13-1	1,1,2-Trichloro-1,2,2-trifluoroethane	1	5.0	U
79-00-5	1,1,2-Trichloroethane	1	5.0	U
75-34-3	1,1-Dichloroethane	1	5.0	U
75-35-4	1,1-Dichloroethene	1	5.0	U
120-82-1	1,2,4-Trichlorobenzene	1	5.0	U
96-12-8	1,2-Dibromo-3-chloropropane	1	5.0	U
106-93-4	1,2-Dibromoethane	1	5.0	U
95-50-1	1,2-Dichlorobenzene	1	5.0	U
107-06-2	1,2-Dichloroethane	1	5.0	U
78-87-5	1,2-Dichloropropane	1	5.0	U
541-73-1	1,3-Dichlorobenzene	1	5.0	U
106-46-7	1,4-Dichlorobenzene	1	5.0	U
78-93-3	2-Butanone	1	25	U
591-78-6	2-Hexanone	1	25	U
108-10-1	4-Methyl-2-pentanone	1	25	U
67-64-1	Acetone	1	2.1	J
71-43-2	Benzene	1	5.0	U
75-27-4	Bromodichloromethane	1	5.0	U
75-25-2	Bromoform	1	5.0	U
74-83-9	Bromomethane	1	5.0	U
75-15-0	Carbon disulfide	1	5.0	U
56-23-5	Carbon Tetrachloride	1	5.0	U
108-90-7	Chlorobenzene	1	5.0	U
75-00-3	Chloroethane	1	5.0	U
67-66-3	Chloroform	1	5.0	U
74-87-3	Chloromethane	1	5.0	U
156-59-2	cis-1,2-Dichloroethene	1	5.0	U
10061-01-5	cis-1,3-Dichloropropene	1	5.0	U
110-82-7	Cyclohexane	1	5.0	U
124-48-1	Dibromochloromethane	1	5.0	U
75-71-8	Dichlorodifluoromethane	1	5.0	U
100-41-4	Ethylbenzene	1	5.0	U
98-82-8	Isopropylbenzene	1	5.0	U
79-20-9	Methyl Acetate	1	5.0	U
108-87-2	Methylcyclohexane	1	5.0	U
75-09-2	Methylene Chloride	1	5.0	U
1634-04-4	Methyl-t-Butyl Ether (MTBE)	1	5.0	U

FIELD BLANK

Form 1
ORGANIC ANALYSIS DATA SHEET
8260B

Laboratory:	TestAmerica Buffalo			SDG:	
Client:	AECOM - Amherst, NY			Project:	AECOM, Inc. - Scott Aviation site - NY3A9023
Matrix:	Water	Laboratory ID:	RSG0821-01	File ID:	P9955.D
Sampled:	07/21/09 14:11	Prepared:	07/24/09 10:05	Analyzed:	07/24/09 14:17
Solids:		Preparation:	5030B MS	Initial/Final:	5 mL / 5 mL

Batch: 9G24038 Sequence: RG92407 Calibration: R9G1510 Instrument: HP5973P

CAS NO.	COMPOUND	DILUTION	CONC. (ug/L)	Q
100-42-5	Styrene	1	5.0	U
127-18-4	Tetrachloroethene	1	5.0	U
108-88-3	Toluene	1	5.0	U
156-60-5	trans-1,2-Dichloroethene	1	5.0	U
10061-02-6	trans-1,3-Dichloropropene	1	5.0	U
79-01-6	Trichloroethene	1	5.0	U
75-69-4	Trichlorofluoromethane	1	5.0	U
75-01-4	Vinyl chloride	1	5.0	U
1330-20-7	Xylenes, total	1	15	U

SYSTEM MONITORING COMPOUND	ADDED (ug/L)	CONC (ug/L)	% REC	QC LIMITS	Q
1,2-Dichloroethane-d4	25.0	26.4	105	66 - 137	
4-Bromofluorobenzene	25.0	22.5	90	73 - 120	
Toluene-d8	25.0	23.1	93	71 - 126	

INTERNAL STANDARD	AREA	RT	REF AREA	REF RT	Q
1,4-Dichlorobenzene-d4	266016	16.73	332512	16.73	
1,4-Difluorobenzene	515252	9.49	632434	9.49	
Chlorobenzene-d5	496952	13.36	611788	13.36	

* Values outside of QC limits

Quantitation Report

Data File : H:\GCMS_VOA\P\072409\P9955.D
Acq On : 24 Jul 2009 14:17
Sample : RSG0821-01
Misc :
MS Integration Params: RTEINT.P
Quant Time: Jul 24 18:33:25 2009

Vial: 8
Operator: PQ
Inst : HP5973 P
Multiplr: 1.00

Quant Results File: R9G1510.RES

Quant Method : C:\MSDCHEM\1...\R9G1510.M (RTE Integrator)
Title : 8260 5ML
Last Update : Fri Jul 24 18:32:28 2009
Response via : Initial Calibration
DataAcq Meth : VOA
IS QA File : H:\GCMS_VOA\P\072409\P9948.D (24 Jul 2009 10:25)

7/24/09 CR

Internal Standards	R.T.	QIon	Response	Conc Units	Dev(Min) Rcv(Ar)
1) CI10 1,4-Difluorobenzene	9.49	114	515252	25.00 ug/L	0.00 81.47%
43) CI20 Chlorobenzene-D5	13.36	117	496952	25.00 ug/L	0.00 81.23%
62) CI30 1,4-Dichlorobenzene-	16.73	152	266016	25.00 ug/L	0.00 80.00%

System Monitoring Compounds

30) CS87 Dibromofluoromethane	8.58	111	196434	25.49 ug/L	0.00
Spiked Amount 25.000	Range 70 - 130		Recovery = 101.96%		
31) CS15 1,2-Dichloroethane-D	9.01	65	284742	26.37 ug/L	0.00
Spiked Amount 25.000	Range 66 - 137		Recovery = 105.48%		
44) CS05 Toluene-D8	11.39	98	652503	23.14 ug/L	0.00
Spiked Amount 25.000	Range 71 - 126		Recovery = 92.56%		
61) CS10 p-Bromofluorobenzene	15.01	174	196791	22.49 ug/L	0.00
Spiked Amount 25.000	Range 73 - 120		Recovery = 89.96%		

Target Compounds

					Qvalue
2) C290 Dichlorodifluorometh	0.00	85	0	N.D.	
3) C010 Chloromethane	0.00	50	0	N.D.	
4) C020 Vinyl chloride	0.00	62	0	N.D.	
5) C015 Bromomethane	0.00	94	0	N.D.	
6) C025 Chloroethane	0.00	64	0	N.D.	
7) C275 Trichlorofluorometha	0.00	101	0	N.D.	
8) C045 1,1-Dichloroethene	0.00	96	0	N.D.	
9) C030 Methylene chloride	6.53	84	2883	Below Cal	90
10) C040 Carbon disulfide	6.31	76	833	N.D.	
11) C036 Acrolein	0.00	56	0	N.D.	
12) C038 Acrylonitrile	0.00	53	0	N.D.	
13) C035 Acetone	5.97	43	6339	2.14 ug/L	89
14) C300 Acetonitrile	0.00	41	0	N.D.	
15) C276 Iodomethane	0.00	142	0	N.D.	
16) C291 1,1,2 Trichloro-1,2,	0.00	101	0	N.D.	
17) C962 T-butyl Methyl Ether	0.00	73	0	N.D.	
18) C057 trans-1,2-Dichloroet	0.00	96	0	N.D.	
19) C255 Methyl Acetate	0.00	43	0	N.D.	
20) C050 1,1-Dichloroethane	0.00	63	0	N.D.	
21) C125 Vinyl Acetate	0.00	43	0	N.D.	
22) C051 2,2-Dichloropropane	0.00	77	0	N.D.	
23) C056 cis-1,2-Dichloroethe	0.00	96	0	N.D.	
24) C272 Tetrahydrofuran	8.41	42	147	N.D.	
25) C222 Bromochloromethane	0.00	128	0	N.D.	
26) C060 Chloroform	8.38	83	111	N.D.	
27) C115 1,1,1-Trichloroethan	0.00	97	0	N.D.	
28) C120 Carbon tetrachloride	0.00	117	0	N.D.	
29) C116 1,1-Dichloropropene	0.00	75	0	N.D.	
32) C165 Benzene	0.00	78	0	N.D.	

(#) = qualifier out of range (m) = manual integration

Quantitation Report

Data File : H:\GCMS_VOA\P\072409\P9955.D
Acq On : 24 Jul 2009 14:17
Sample : RSG0821-01
Misc :
MS Integration Params: RTEINT.P
Quant Time: Jul 24 18:33:25 2009

Vial: 8
Operator: PQ
Inst : HP5973 P
Multiplr: 1.00
Quant Results File: R9G1510.RES

Quant Method : C:\MSDCHEM\1...\R9G1510.M (RTE Integrator)
Title : 8260 5ML
Last Update : Fri Jul 24 18:32:28 2009
Response via : Initial Calibration
DataAcq Meth : VOA

	Compound		R.T.	QIon	Response	Conc Unit	Qvalue
33)	C065	1,2-Dichloroethane	0.00	62	0	N.D.	
34)	C110	2-Butanone	0.00	43	0	N.D.	
35)	C256	Cyclohexane	0.00	56	0	N.D.	
36)	C150	Trichloroethene	0.00	95	0	N.D.	
37)	C140	1,2-Dichloropropane	0.00	63	0	N.D.	
38)	C278	Dibromomethane	0.00	93	0	N.D.	
39)	C130	Bromodichloromethane	0.00	83	0	N.D.	
40)	C161	2-Chloroethylvinyl E	0.00	63	0	N.D.	
41)	C012	Methylcycolhexane	0.00	83	0	N.D.	
42)	C145	cis-1,3-Dichloroprop	0.00	75	0	N.D.	
45)	C230	Toluene	11.48	92	2864	N.D.	
46)	C170	trans-1,3-Dichloropr	0.00	75	0	N.D.	
47)	C284	Ethyl Methacrylate	0.00	69	0	N.D.	
48)	C160	1,1,2-Trichloroethan	0.00	83	0	N.D.	
49)	C210	4-Methyl-2-pentanone	0.00	43	0	N.D.	
50)	C220	Tetrachloroethene	0.00	166	0	N.D.	
51)	C221	1,3-Dichloropropane	0.00	76	0	N.D.	
52)	C155	Dibromochloromethane	0.00	129	0	N.D.	
53)	C163	1,2-Dibromoethane	0.00	107	0	N.D.	
54)	C215	2-Hexanone	0.00	43	0	N.D.	
55)	C235	Chlorobenzene	13.42	112	130	N.D.	
56)	C281	1,1,1,2-Tetrachloroe	0.00	131	0	N.D.	
57)	C240	Ethylbenzene	13.52	91	558	N.D.	
58)	C246	m,p-Xylene	13.67	106	155	N.D.	
59)	C247	o-Xylene	0.00	106	0	N.D.	
60)	C245	Styrene	0.00	104	0	N.D.	
63)	C180	Bromoform	0.00	173	0	N.D.	
64)	C966	Isopropylbenzene	14.76	105	234	N.D.	
65)	C301	Bromobenzene	0.00	156	0	N.D.	
66)	C225	1,1,2,2-Tetrachloroe	0.00	83	0	N.D.	
67)	C282	1,2,3-Trichloropropa	0.00	110	0	N.D.	
68)	C283	t-1,4-Dichloro-2-But	0.00	89	0	N.D.	
69)	C302	n-Propylbenzene	15.37	91	226	N.D.	
70)	C303	2-Chlorotoluene	0.00	126	0	N.D.	
71)	C289	4-Chlorotoluene	0.00	126	0	N.D.	
72)	C304	1,3,5-Trimethylbenze	0.00	105	0	N.D.	
73)	C306	tert-Butylbenzene	0.00	134	0	N.D.	
74)	C307	1,2,4-Trimethylbenze	16.18	105	121	N.D.	
75)	C308	sec-Butylbenzene	16.42	105	353	N.D.	
76)	C260	1,3-Dichlorobenzene	16.77	146	117	N.D.	
77)	C309	4-Isopropyltoluene	16.63	119	183	N.D.	
78)	C267	1,4-Dichlorobenzene	16.77	146	117	N.D.	
79)	C249	1,2-Dichlorobenzene	0.00	146	0	N.D.	
80)	C310	n-Butylbenzene	0.00	91	0	N.D.	
81)	C286	1,2-Dibromo-3-Chloro	0.00	75	0	N.D.	
82)	C313	1,2,4-Trichlorobenze	0.00	180	0	N.D.	
83)	C316	Hexachlorobutadiene	0.00	225	0	N.D.	
84)	C314	Naphthalene	20.19	128	2898	N.D.	
85)	C934	1,2,3-Trichlorobenze	0.00	180	0	N.D.	

(#) = qualifier out of range (m) = manual integration

8/4/2009

Data File : H:\GCMS_VOA\P\072409\P9955.D
Acq On : 24 Jul 2009 14:17
Sample : RSG0821-01
Misc :
MS Integration Params: RTEINT.P
Quant Time: Jul 24 18:31 2009

Vial: 8
Operator: PQ
Inst : HP5973 P
Multiplr: 1.00

Quant Results File: R9G1510.RES

Method : C:\MSDCHEM\1\METHODS\8260_5ML\R9G1510.M (RTE Integrator)
Title : 8260 5ML
Last Update : Fri Jul 24 18:32:28 2009
Response via : Initial Calibration



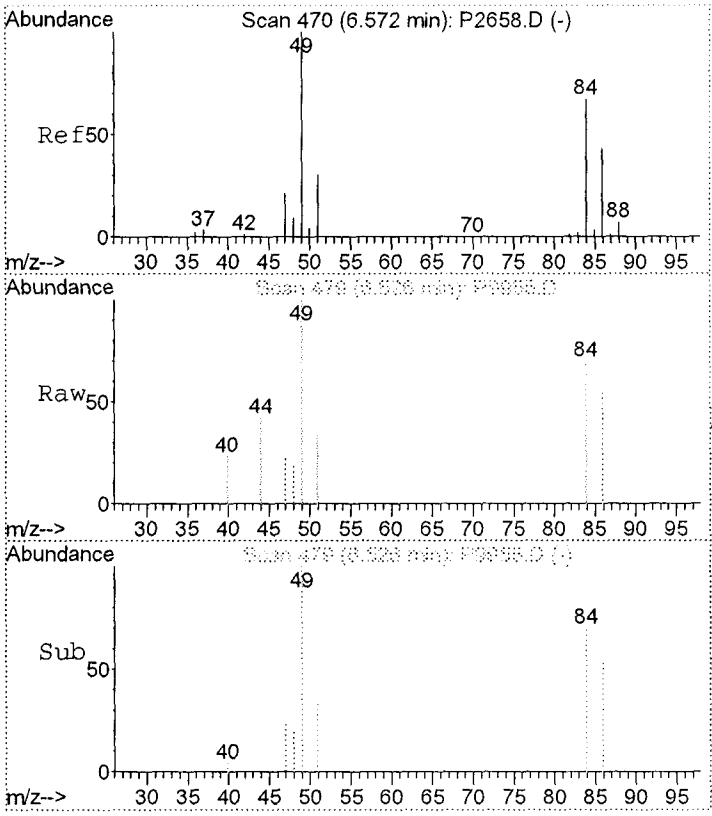

#9
C030 Methylene chloride
Concen: ~~Below Cal~~
RT: 6.53 min ~~Scan#~~ 479
Delta R.T. 0.01 min
Lab File: P9955.D
Acq: 24 Jul 2009 14:17

Tgt Ion: 84 Resp: 2883

Ion	Ratio	Lower	Upper
84	100		
86	76.5	43.8	83.8
49	142.6	132.8	172.8

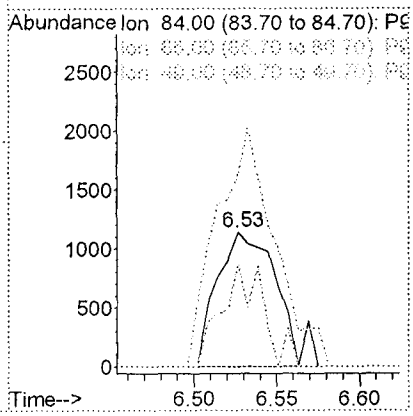

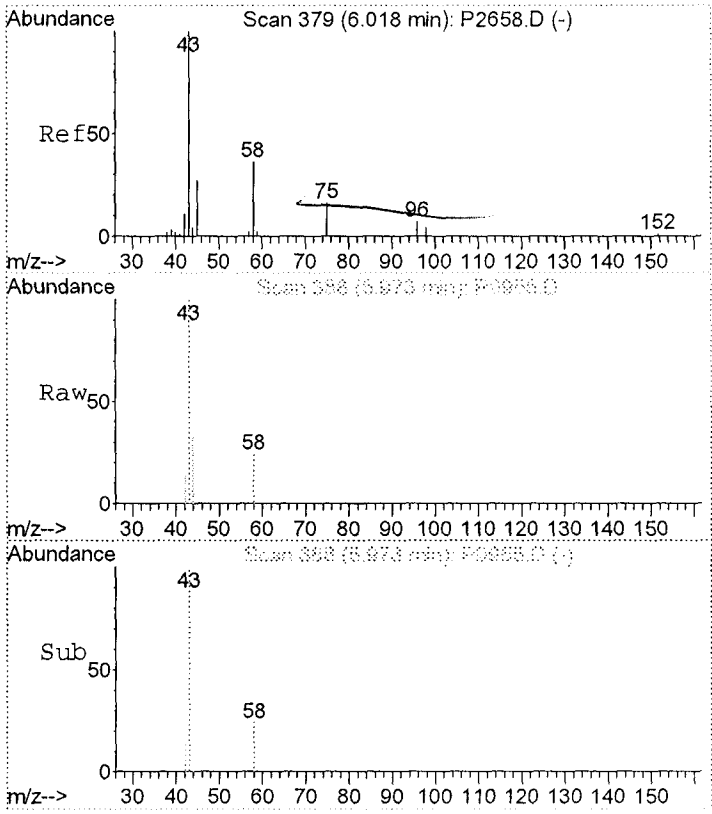

#13
C035 Acetone
Concen: 2.14 ug/L
RT: 5.97 min Scan# 388
Delta R.T. 0.02 min
Lab File: P9955.D
Acq: 24 Jul 2009 14:17

Tgt Ion: 43 Resp: 6339

Ion	Ratio	Lower	Upper
43	100		
58	24.2	24.2	36.2

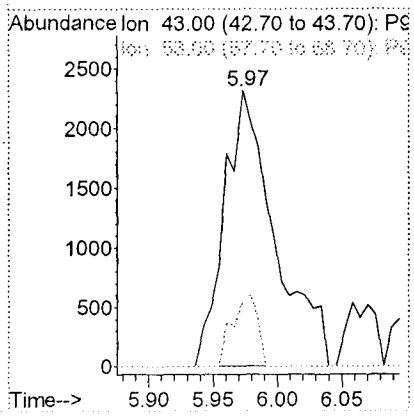

DUPLICATE

Form 1
ORGANIC ANALYSIS DATA SHEET
8260B

Laboratory: TestAmerica Buffalo
SDG:
Client: AECOM - Amherst, NY
Project: AECOM, Inc. - Scott Aviation site - NY3A9023
Matrix: Water
Laboratory ID: RSG0821-02
File ID: P9999.D
Sampled: 07/22/09 12:40
Prepared: 07/25/09 10:52
Analyzed: 07/25/09 13:51
Solids:
Preparation: 5030B MS
Initial/Final: 5 mL / 5 mL
Batch: 9G25007
Sequence: RG92501
Calibration: R9G1510
Instrument: HP5973P

CAS NO.	COMPOUND	DILUTION	CONC. (ug/L)	Q
71-55-6	1,1,1-Trichloroethane	50	100	JD
79-34-5	1,1,2,2-Tetrachloroethane	50	250	UD
76-13-1	1,1,2-Trichloro-1,2,2-trifluoroethane	50	250	UD
79-00-5	1,1,2-Trichloroethane	50	250	UD
75-34-3	1,1-Dichloroethane	50	60	JD
75-35-4	1,1-Dichloroethene	50	42	JD
120-82-1	1,2,4-Trichlorobenzene	50	250	UD
96-12-8	1,2-Dibromo-3-chloropropane	50	250	UD
106-93-4	1,2-Dibromoethane	50	250	UD
95-50-1	1,2-Dichlorobenzene	50	250	UD
107-06-2	1,2-Dichloroethane	50	250	UD
78-87-5	1,2-Dichloropropane	50	250	UD
541-73-1	1,3-Dichlorobenzene	50	250	UD
106-46-7	1,4-Dichlorobenzene	50	250	UD
78-93-3	2-Butanone	50	1200	UD
591-78-6	2-Hexanone	50	1200	UD
108-10-1	4-Methyl-2-pentanone	50	1200	UD
67-64-1	Acetone	50	1200	UD
71-43-2	Benzene	50	250	UD
75-27-4	Bromodichloromethane	50	250	UD
75-25-2	Bromoform	50	250	UD
74-83-9	Bromomethane	50	250	UD
75-15-0	Carbon disulfide	50	250	UD
56-23-5	Carbon Tetrachloride	50	250	UD
108-90-7	Chlorobenzene	50	250	UD
75-00-3	Chloroethane	50	250	UD
67-66-3	Chloroform	50	250	UD
74-87-3	Chloromethane	50	250	UD
156-59-2	cis-1,2-Dichloroethene	50	4300	D
10061-01-5	cis-1,3-Dichloropropene	50	250	UD
110-82-7	Cyclohexane	50	250	UD
124-48-1	Dibromochloromethane	50	250	UD
75-71-8	Dichlorodifluoromethane	50	250	UD
100-41-4	Ethylbenzene	50	250	UD
98-82-8	Isopropylbenzene	50	250	UD
79-20-9	Methyl Acetate	50	250	UD
108-87-2	Methylcyclohexane	50	250	UD
75-09-2	Methylene Chloride	50	250	UD
1634-04-4	Methyl-t-Butyl Ether (MTBE)	50	250	UD

DUPLICATE

Form 1
ORGANIC ANALYSIS DATA SHEET
8260B

Laboratory:	TestAmerica Buffalo			SDG:	
Client:	AECOM - Amherst, NY			Project:	AECOM, Inc. - Scott Aviation site - NY3A9023
Matrix:	Water	Laboratory ID:	RSG0821-02	File ID:	P9999.D
Sampled:	07/22/09 12:40	Prepared:	07/25/09 10:52	Analyzed:	07/25/09 13:51
Solids:		Preparation:	5030B MS	Initial/Final:	5 mL / 5 mL

Batch: 9G25007 Sequence: RG92501 Calibration: R9G1510 Instrument: HP5973P

CAS NO.	COMPOUND	DILUTION	CONC. (ug/L)	Q
100-42-5	Styrene	50	250	UD
127-18-4	Tetrachloroethene	50	250	UD
108-88-3	Toluene	50	250	UD
156-60-5	trans-1,2-Dichloroethene	50	250	UD
10061-02-6	trans-1,3-Dichloropropene	50	250	UD
79-01-6	Trichloroethene	50	2200	D
75-69-4	Trichlorofluoromethane	50	250	UD
75-01-4	Vinyl chloride	50	390	D
1330-20-7	Xylenes, total	50	750	UD

SYSTEM MONITORING COMPOUND	ADDED (ug/L)	CONC (ug/L)	% REC	QC LIMITS	Q
1,2-Dichloroethane-d4	25.0	28.2	113	66 - 137	D
4-Bromofluorobenzene	25.0	23.1	92	73 - 120	D
Toluene-d8	25.0	23.7	95	71 - 126	D

INTERNAL STANDARD	AREA	RT	REF AREA	REF RT	Q
1,4-Dichlorobenzene-d4	251447	16.73	302534	16.73	
1,4-Difluorobenzene	488066	9.49	517323	9.49	
Chlorobenzene-d5	470328	13.36	527531	13.36	

* Values outside of QC limits

Quantitation Report

Data File : H:\GCMS_VOA\P\072509\P9999.D
Acq On : 25 Jul 2009 13:51
Sample : RSG0821-02@50X
Misc :
MS Integration Params: RTEINT.P
Quant Time: Jul 26 14:02:09 2009

Vial: 6
Operator: PQ
Inst : HP5973 P
Multiplr: 1.00
Quant Results File: R9G1510.RES

Quant Method : C:\MSDCHEM\1...\R9G1510.M (RTE Integrator)
Title : 8260 5ML
Last Update : Sun Jul 26 14:01:36 2009
Response via : Initial Calibration
DataAcq Meth : VOA
IS QA File : H:\GCMS_VOA\P\072509\P9996.D (25 Jul 2009 11:56)

SFE 7/26/09

Internal Standards	R.T.	QIon	Response	Conc Units	Dev(Min) Rcv(Ar)
1) CI10 1,4-Difluorobenzene	9.49	114	488066	25.00 ug/L	0.00 94.34%
43) CI20 Chlorobenzene-D5	13.36	117	470328	25.00 ug/L	0.00 89.16%
62) CI30 1,4-Dichlorobenzene-	16.73	152	251447	25.00 ug/L	0.00 83.11%

System Monitoring Compounds

30) CS87 Dibromofluoromethane	8.58	111	195409	26.76 ug/L	0.00
Spiked Amount 25.000 Range 70 - 130 Recovery = 107.04%					
31) CS15 1,2-Dichloroethane-D	9.01	65	288138	28.17 ug/L	0.00
Spiked Amount 25.000 Range 66 - 137 Recovery = 112.68%					
44) CS05 Toluene-D8	11.39	98	632134	23.69 ug/L	0.00
Spiked Amount 25.000 Range 71 - 126 Recovery = 94.76%					
61) CS10 p-Bromofluorobenzene	15.02	174	191004	23.07 ug/L	0.00
Spiked Amount 25.000 Range 73 - 120 Recovery = 92.28%					

Target Compounds

					Qvalue
2) C290 Dichlorodifluorometh	0.00	85	0	N.D.	
3) C010 Chloromethane	0.00	50	0	N.D.	
4) C020 Vinyl chloride	4.26	62	59450	7.86 ug/L	96
5) C015 Bromomethane	0.00	94	0	N.D.	
6) C025 Chloroethane	0.00	64	0	N.D.	
7) C275 Trichlorofluorometha	0.00	101	0	N.D.	
8) C045 1,1-Dichloroethene	5.97	96	5160	0.85 ug/L	86
9) C030 Methylene chloride	6.53	84	11346	Below Cal	91
10) C040 Carbon disulfide	6.33	76	432	N.D.	
11) C036 Acrolein	0.00	56	0	N.D.	
12) C038 Acrylonitrile	0.00	53	0	N.D.	
13) C035 Acetone	5.98	43	733	N.D.	
14) C300 Acetonitrile	0.00	41	0	N.D.	
15) C276 Iodomethane	0.00	142	0	N.D.	
16) C291 1,1,2 Trichloro-1,2,	0.00	101	0	N.D.	
17) C962 T-butyl Methyl Ether	0.00	73	0	N.D.	
18) C057 trans-1,2-Dichloroet	6.86	96	1728	N.D.	
19) C255 Methyl Acetate	0.00	43	0	N.D.	
20) C050 1,1-Dichloroethane	7.36	63	16411	1.19 ug/L	100
21) C125 Vinyl Acetate	0.00	43	0	N.D.	
22) C051 2,2-Dichloropropane	0.00	77	0	N.D.	
23) C056 cis-1,2-Dichloroethe	8.04	96	684480	86.43 ug/L	99
24) C272 Tetrahydrofuran	0.00	42	0	N.D.	
25) C222 Bromochloromethane	0.00	128	0	N.D.	
26) C060 Chloroform	8.39	83	287	N.D.	
27) C115 1,1,1-Trichloroethan	8.67	97	27413	2.02 ug/L	92
28) C120 Carbon tetrachloride	0.00	117	0	N.D.	
29) C116 1,1-Dichloropropene	0.00	75	0	N.D.	
32) C165 Benzene	9.11	78	1566	N.D.	

(#) = qualifier out of range (m) = manual integration

8/4/09

Quantitation Report

Data File : H:\GCMS_VOA\P\072509\P9999.D
Acq On : 25 Jul 2009 13:51
Sample : RSG0821-02@50X
Misc :
MS Integration Params: RTEINT.P
Quant Time: Jul 26 14:02:09 2009

Vial: 6
Operator: PQ
Inst : HP5973 P
Multiplr: 1.00
Quant Results File: R9G1510.RES

Quant Method : C:\MSDCHEM\1...\R9G1510.M (RTE Integrator)
Title : 8260 5ML
Last Update : Sun Jul 26 14:01:36 2009
Response via : Initial Calibration
DataAcq Meth : VOA

	Compound		R.T.	QIon	Response	Conc Unit	Qvalue
33)	C065	1,2-Dichloroethane	0.00	62	0	N.D.	
34)	C110	2-Butanone	0.00	43	0	N.D.	
35)	C256	Cyclohexane	0.00	56	0	N.D.	
36)	C150	Trichloroethene	9.87	95	352285	44.29 ug/L	97
37)	C140	1,2-Dichloropropane	0.00	63	0	N.D.	
38)	C278	Dibromomethane	0.00	93	0	N.D.	
39)	C130	Bromodichloromethane	0.00	83	0	N.D.	
40)	C161	2-Chloroethylvinyl E	0.00	63	0	N.D.	
41)	C012	Methylcycolhexane	0.00	83	0	N.D.	
42)	C145	cis-1,3-Dichloroprop	0.00	75	0	N.D.	
45)	C230	Toluene	11.48	92	711	N.D.	
46)	C170	trans-1,3-Dichloropr	0.00	75	0	N.D.	
47)	C284	Ethyl Methacrylate	0.00	69	0	N.D.	
48)	C160	1,1,2-Trichloroethan	0.00	83	0	N.D.	
49)	C210	4-Methyl-2-pentanone	0.00	43	0	N.D.	
50)	C220	Tetrachloroethene	0.00	166	0	N.D.	
51)	C221	1,3-Dichloropropane	0.00	76	0	N.D.	
52)	C155	Dibromochloromethane	0.00	129	0	N.D.	
53)	C163	1,2-Dibromoethane	0.00	107	0	N.D.	
54)	C215	2-Hexanone	0.00	43	0	N.D.	
55)	C235	Chlorobenzene	13.41	112	604	N.D.	
56)	C281	1,1,1,2-Tetrachloroe	0.00	131	0	N.D.	
57)	C240	Ethylbenzene	13.52	91	165	N.D.	
58)	C246	m,p-Xylene	0.00	106	0	N.D.	
59)	C247	o-Xylene	0.00	106	0	N.D.	
60)	C245	Styrene	0.00	104	0	N.D.	
63)	C180	Bromoform	0.00	173	0	N.D.	
64)	C966	Isopropylbenzene	0.00	105	0	N.D.	
65)	C301	Bromobenzene	0.00	156	0	N.D.	
66)	C225	1,1,2,2-Tetrachloroe	0.00	83	0	N.D.	
67)	C282	1,2,3-Trichloropropa	0.00	110	0	N.D.	
68)	C283	t-1,4-Dichloro-2-But	0.00	89	0	N.D.	
69)	C302	n-Propylbenzene	15.36	91	275	N.D.	
70)	C303	2-Chlorotoluene	0.00	126	0	N.D.	
71)	C289	4-Chlorotoluene	0.00	126	0	N.D.	
72)	C304	1,3,5-Trimethylbenze	15.60	105	118	N.D.	
73)	C306	tert-Butylbenzene	0.00	134	0	N.D.	
74)	C307	1,2,4-Trimethylbenze	16.17	105	283	N.D.	
75)	C308	sec-Butylbenzene	0.00	105	0	N.D.	
76)	C260	1,3-Dichlorobenzene	16.77	146	124	N.D.	
77)	C309	4-Isopropyltoluene	16.61	119	114	N.D.	
78)	C267	1,4-Dichlorobenzene	16.77	146	124	N.D.	
79)	C249	1,2-Dichlorobenzene	0.00	146	0	N.D.	
80)	C310	n-Butylbenzene	17.25	91	411	N.D.	
81)	C286	1,2-Dibromo-3-Chloro	0.00	75	0	N.D.	
82)	C313	1,2,4-Trichlorobenze	0.00	180	0	N.D.	
83)	C316	Hexachlorobutadiene	0.00	225	0	N.D.	
84)	C314	Naphthalene	20.19	128	823	N.D.	
85)	C934	1,2,3-Trichlorobenze	0.00	180	0	N.D.	

(#) = qualifier out of range (m) = manual integration

Data File : H:\GCMS_VOA\P\072509\P9999.D
Acq On : 25 Jul 2009 13:51
Sample : RSG0821-02@50X
Misc :
MS Integration Params: RTEINT.P
Quant Time: Jul 26 14:00 2009

Vial: 6
Operator: PQ
Inst : HP5973 P
Multiplr: 1.00

Quant Results File: R9G1510.RES

Method : C:\MSDCHEM\1\METHODS\8260_5ML\R9G1510.M (RTE Integrator)
Title : 8260 5ML
Last Update : Sun Jul 26 14:01:36 2009
Response via : Initial Calibration



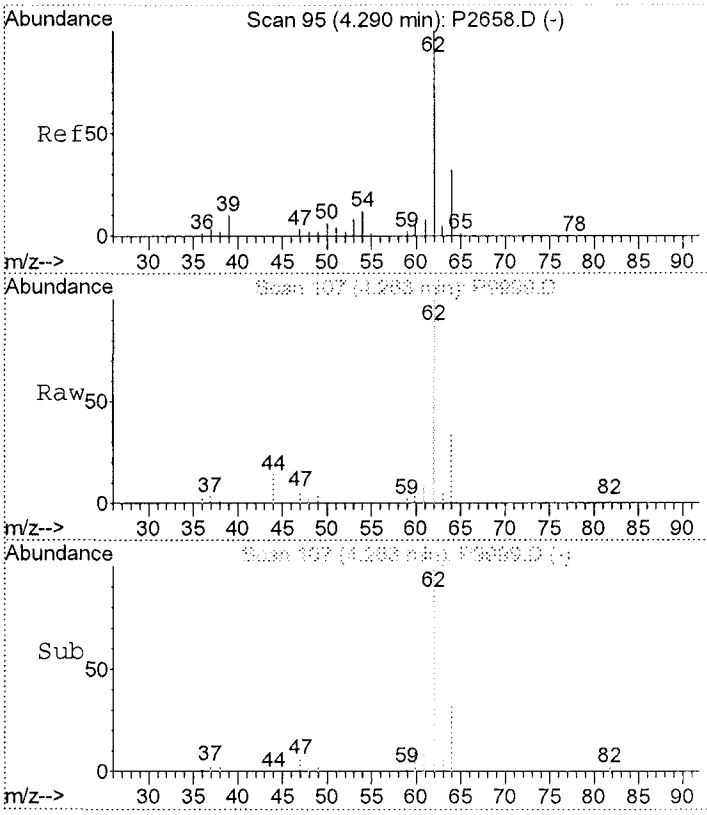

#4
C020 Vinyl chloride
Concen: 7.86 ug/L
RT: 4.26 min Scan# 107
Delta R.T. -0.01 min
Lab File: P9999.D
Acq: 25 Jul 2009 13:51

Tgt Ion: 62 Resp: 59450

Ion	Ratio	Lower	Upper
62	100		
64	33.2	11.1	51.1

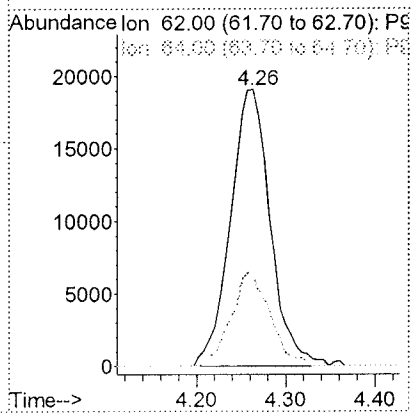

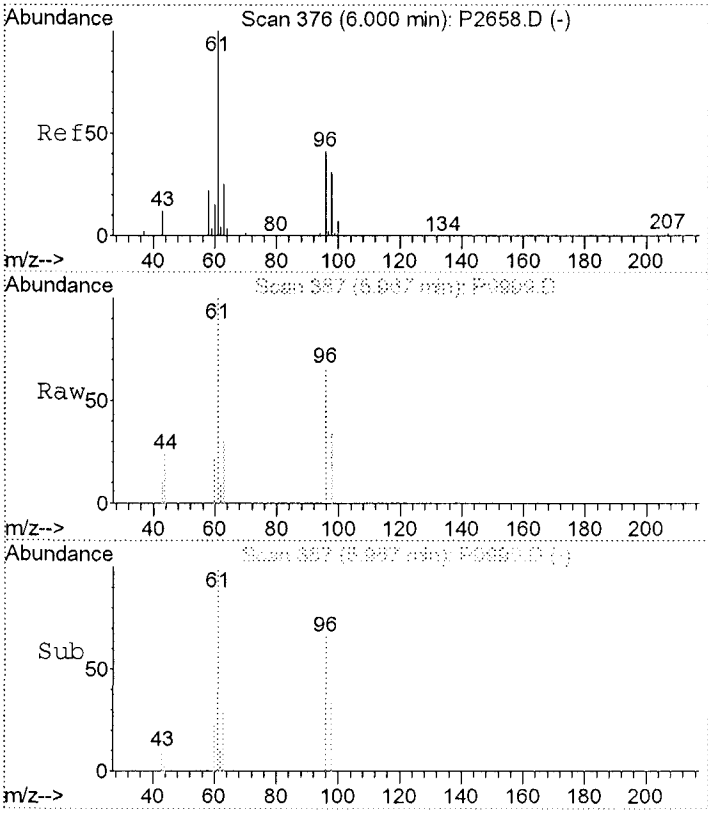

#8
C045 1,1-Dichloroethene
Concen: 0.85 ug/L
RT: 5.97 min Scan# 387
Delta R.T. 0.01 min
Lab File: P9999.D
Acq: 25 Jul 2009 13:51

Tgt Ion: 96 Resp: 5160

Ion	Ratio	Lower	Upper
96	100		
61	151.6	149.6	189.6
63	45.4	38.5	78.5

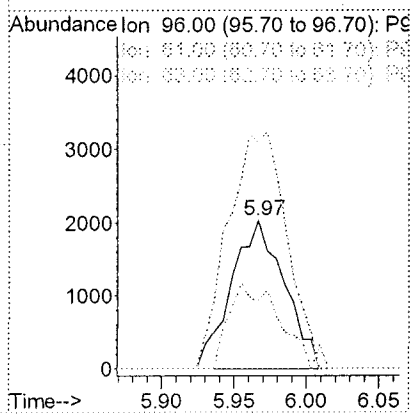

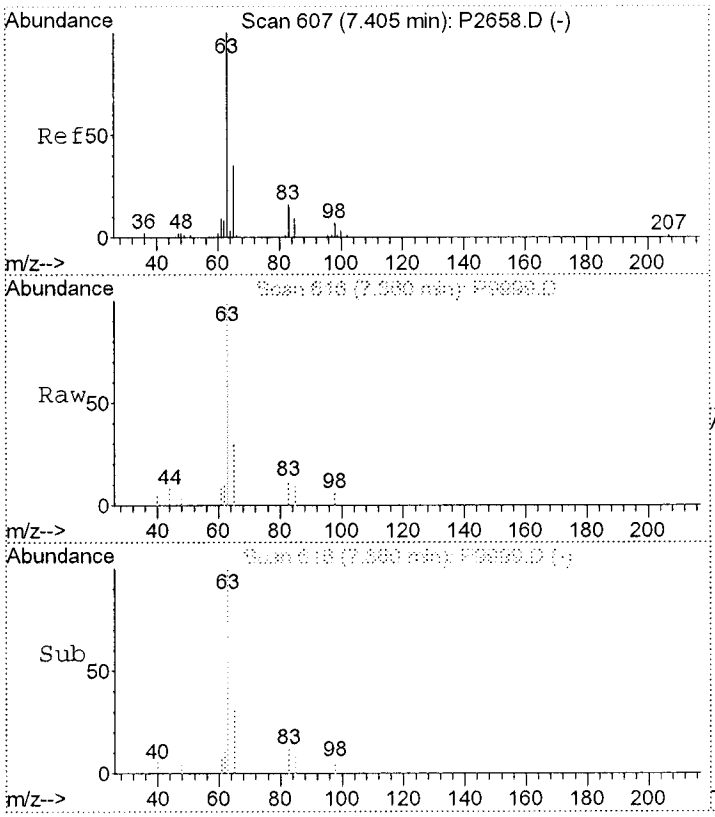

#20
C050 1,1-Dichloroethane
Concen: 1.19 ug/L
RT: 7.36 min Scan# 616
Delta R.T. 0.00 min
Lab File: P9999.D
Acq: 25 Jul 2009 13:51

Tgt Ion: 63 Resp: 16411

Ion	Ratio	Lower	Upper
63	100		
65	31.2	11.1	51.1
83	11.5	0.0	31.6

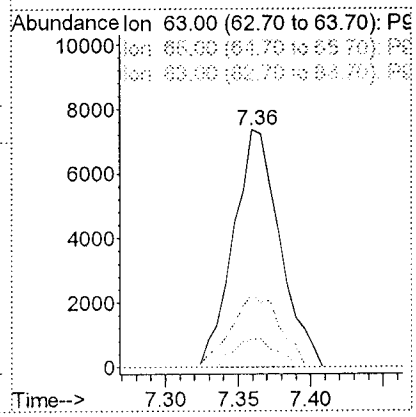

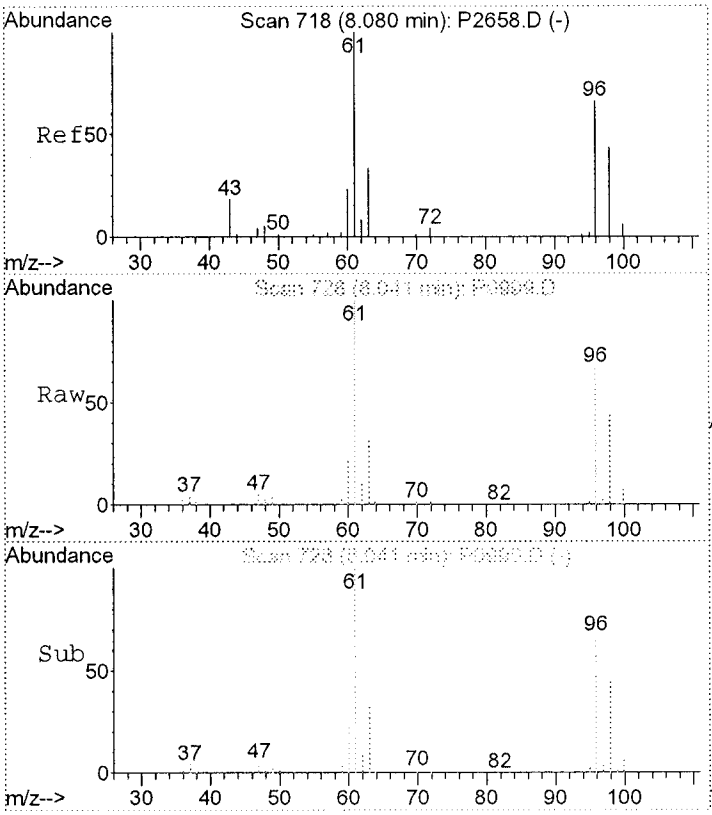

#23
C056 cis-1,2-Dichloroethene
Concen: 86.43 ug/L
RT: 8.04 min Scan# 728
Delta R.T. 0.01 min
Lab File: P9999.D
Acq: 25 Jul 2009 13:51

Tgt Ion: 96 Resp: 684480

Ion	Ratio	Lower	Upper
96	100		
61	148.2	128.0	168.0
98	65.9	43.4	83.4

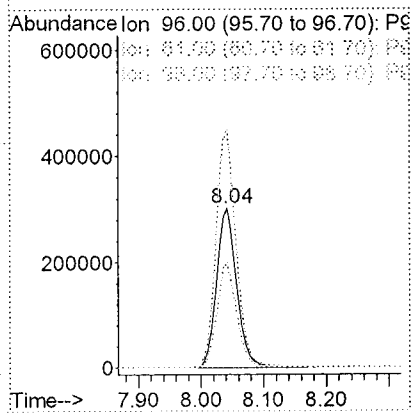

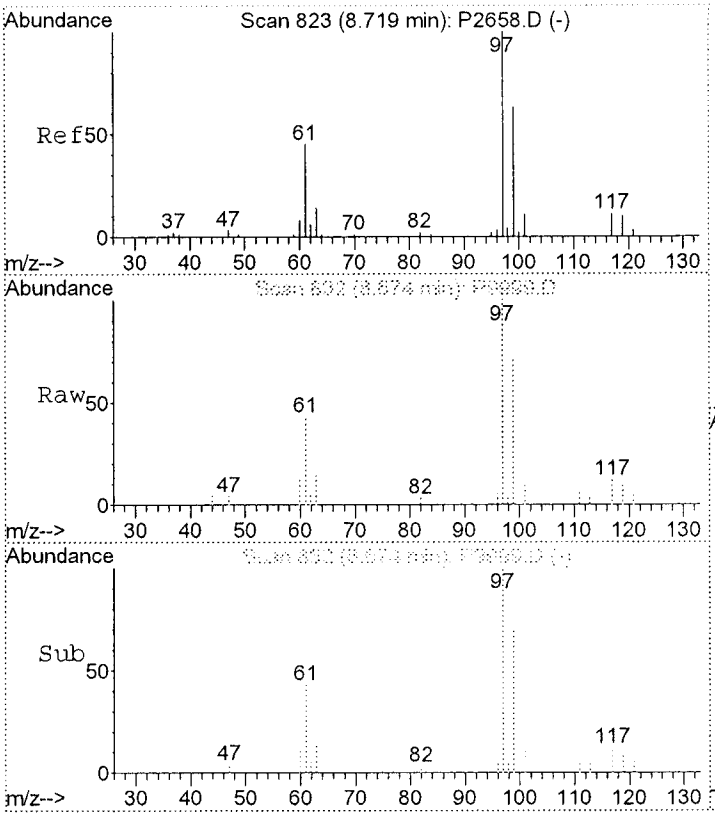

#27
C115 1,1,1-Trichloroethane
Concen: 2.02 ug/L
RT: 8.67 min Scan# 832
Delta R.T. 0.00 min
Lab File: P9999.D
Acq: 25 Jul 2009 13:51

Tgt Ion: 97 Resp: 27413

Ion	Ratio	Lower	Upper
97	100		
99	71.0	44.1	84.1
61	43.3	28.0	68.0

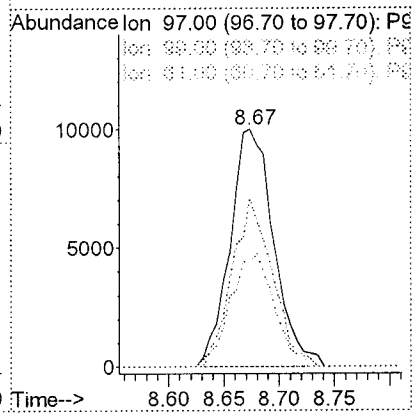

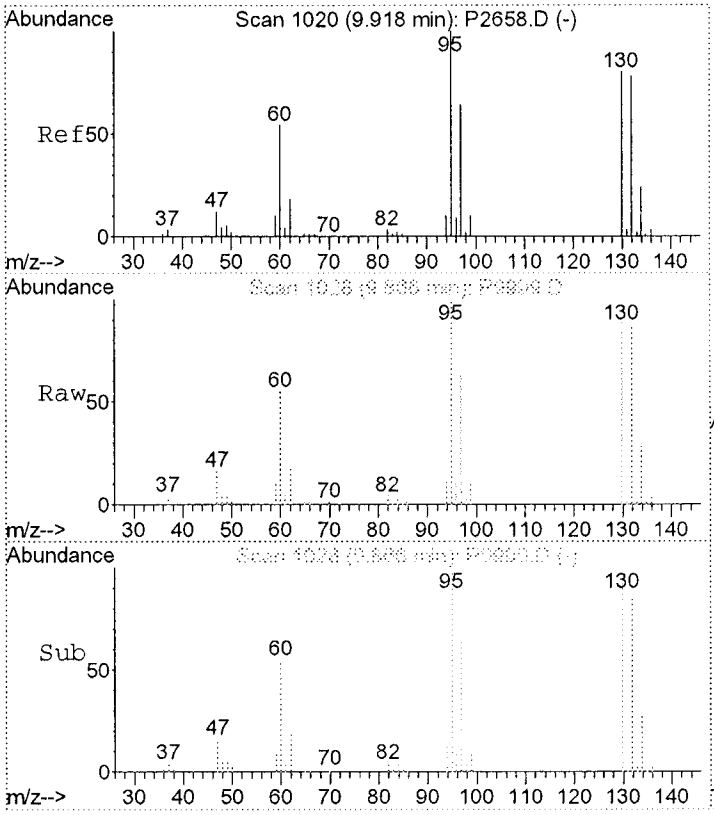

#36
C150 Trichloroethene
Concen: 44.29 ug/L
RT: 9.87 min Scan# 1028
Delta R.T. 0.00 min
Lab File: P9999.D
Acq: 25 Jul 2009 13:51

Tgt Ion: 95 Resp: 352285

Ion	Ratio	Lower	Upper
95	100		
130	92.0	68.8	108.8
132	85.6	63.4	103.4

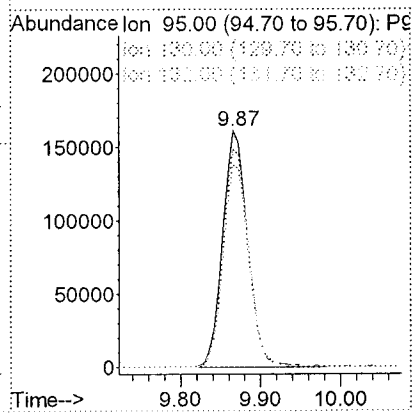

MW-10

Form 1
ORGANIC ANALYSIS DATA SHEET
8260B

Laboratory:	TestAmerica Buffalo			SDG:	
Client:	AECOM - Amherst, NY			Project:	AECOM, Inc. - Scott Aviation site - NY3A9023
Matrix:	Ground Water	Laboratory ID:	RSG0821-03	File ID:	P9957.D
Sampled:	07/21/09 12:10	Prepared:	07/24/09 10:05	Analyzed:	07/24/09 15:14
Solids:		Preparation:	5030B MS	Initial/Final:	5 mL / 5 mL

Batch: 9G24038 Sequence: RG92407 Calibration: R9G1510 Instrument: HP5973P

CAS NO.	COMPOUND	DILUTION	CONC. (ug/L)	Q
71-55-6	1,1,1-Trichloroethane	1	5.0	U
79-34-5	1,1,2,2-Tetrachloroethane	1	5.0	U
76-13-1	1,1,2-Trichloro-1,2,2-trifluoroethane	1	5.0	U
79-00-5	1,1,2-Trichloroethane	1	5.0	U
75-34-3	1,1-Dichloroethane	1	5.0	U
75-35-4	1,1-Dichloroethene	1	5.0	U
120-82-1	1,2,4-Trichlorobenzene	1	5.0	U
96-12-8	1,2-Dibromo-3-chloropropane	1	5.0	U
106-93-4	1,2-Dibromoethane	1	5.0	U
95-50-1	1,2-Dichlorobenzene	1	5.0	U
107-06-2	1,2-Dichloroethane	1	5.0	U
78-87-5	1,2-Dichloropropane	1	5.0	U
541-73-1	1,3-Dichlorobenzene	1	5.0	U
106-46-7	1,4-Dichlorobenzene	1	5.0	U
78-93-3	2-Butanone	1	25	U
591-78-6	2-Hexanone	1	25	U
108-10-1	4-Methyl-2-pentanone	1	25	U
67-64-1	Acetone	1	25	U
71-43-2	Benzene	1	5.0	U
75-27-4	Bromodichloromethane	1	5.0	U
75-25-2	Bromoform	1	5.0	U
74-83-9	Bromomethane	1	5.0	U
75-15-0	Carbon disulfide	1	5.0	U
56-23-5	Carbon Tetrachloride	1	5.0	U
108-90-7	Chlorobenzene	1	5.0	U
75-00-3	Chloroethane	1	5.0	U
67-66-3	Chloroform	1	5.0	U
74-87-3	Chloromethane	1	5.0	U
156-59-2	cis-1,2-Dichloroethene	1	5.0	U
10061-01-5	cis-1,3-Dichloropropene	1	5.0	U
110-82-7	Cyclohexane	1	5.0	U
124-48-1	Dibromochloromethane	1	5.0	U
75-71-8	Dichlorodifluoromethane	1	5.0	U
100-41-4	Ethylbenzene	1	5.0	U
98-82-8	Isopropylbenzene	1	5.0	U
79-20-9	Methyl Acetate	1	5.0	U
108-87-2	Methylcyclohexane	1	5.0	U
75-09-2	Methylene Chloride	1	5.0	U
1634-04-4	Methyl-t-Butyl Ether (MTBE)	1	5.0	U

MW-10

Form 1
ORGANIC ANALYSIS DATA SHEET
8260B

Laboratory:	TestAmerica Buffalo			SDG:	
Client:	AECOM - Amherst, NY			Project:	AECOM, Inc. - Scott Aviation site - NY3A9023
Matrix:	Ground Water	Laboratory ID:	RSG0821-03	File ID:	P9957.D
Sampled:	07/21/09 12:10	Prepared:	07/24/09 10:05	Analyzed:	07/24/09 15:14
Solids:		Preparation:	5030B MS	Initial/Final:	5 mL / 5 mL

Batch: 9G24038 Sequence: RG92407 Calibration: R9G1510 Instrument: HP5973P

CAS NO.	COMPOUND	DILUTION	CONC. (ug/L)	Q
100-42-5	Styrene	1	5.0	U
127-18-4	Tetrachloroethene	1	5.0	U
108-88-3	Toluene	1	5.0	U
156-60-5	trans-1,2-Dichloroethene	1	5.0	U
10061-02-6	trans-1,3-Dichloropropene	1	5.0	U
79-01-6	Trichloroethene	1	5.0	U
75-69-4	Trichlorofluoromethane	1	5.0	U
75-01-4	Vinyl chloride	1	5.0	U
1330-20-7	Xylenes, total	1	15	U

SYSTEM MONITORING COMPOUND	ADDED (ug/L)	CONC (ug/L)	% REC	QC LIMITS	Q
1,2-Dichloroethane-d4	25.0	27.9	112	66 - 137	
4-Bromofluorobenzene	25.0	22.5	90	73 - 120	
Toluene-d8	25.0	23.1	92	71 - 126	

INTERNAL STANDARD	AREA	RT	REF AREA	REF RT	Q
1,4-Dichlorobenzene-d4	255246	16.73	332512	16.73	
1,4-Difluorobenzene	504041	9.49	632434	9.49	
Chlorobenzene-d5	486856	13.36	611788	13.36	

* Values outside of QC limits

Quantitation Report

Data File : H:\GCMS_VOA\P\072409\P9957.D
Acq On : 24 Jul 2009 15:14
Sample : RSG0821-03
Misc :
MS Integration Params: RTEINT.P
Quant Time: Jul 24 18:33:36 2009

Vial: 10
Operator: PQ
Inst : HP5973 P
Multiplr: 1.00
Quant Results File: R9G1510.RES

Quant Method : C:\MSDCHEM\1...\R9G1510.M (RTE Integrator)
Title : 8260 5ML
Last Update : Fri Jul 24 18:32:28 2009
Response via : Initial Calibration
DataAcq Meth : VOA
IS QA File : H:\GCMS_VOA\P\072409\P9948.D (24 Jul 2009 10:25)

7/24/09

Internal Standards	R.T.	QIon	Response	Conc Units	Dev(Min) Rcv(Ar)
1) CI10 1,4-Difluorobenzene	9.49	114	504041	25.00 ug/L	0.00 79.70%
43) CI20 Chlorobenzene-D5	13.36	117	486856	25.00 ug/L	0.00 79.58%
62) CI30 1,4-Dichlorobenzene-	16.73	152	255246	25.00 ug/L	0.00 76.76%

System Monitoring Compounds

30) CS87 Dibromofluoromethane	8.58	111	191467	25.39 ug/L	0.01
Spiked Amount 25.000	Range 70 - 130		Recovery = 101.56%		
31) CS15 1,2-Dichloroethane-D	9.01	65	294505	27.88 ug/L	0.00
Spiked Amount 25.000	Range 66 - 137		Recovery = 111.52%		
44) CS05 Toluene-D8	11.39	98	637806	23.09 ug/L	0.00
Spiked Amount 25.000	Range 71 - 126		Recovery = 92.36%		
61) CS10 p-Bromofluorobenzene	15.01	174	192556	22.46 ug/L	0.00
Spiked Amount 25.000	Range 73 - 120		Recovery = 89.84%		

Target Compounds				Qvalue
2) C290 Dichlorodifluorometh	0.00	85	0	N.D.
3) C010 Chloromethane	0.00	50	0	N.D.
4) C020 Vinyl chloride	0.00	62	0	N.D.
5) C015 Bromomethane	0.00	94	0	N.D.
6) C025 Chloroethane	0.00	64	0	N.D.
7) C275 Trichlorofluorometha	0.00	101	0	N.D.
8) C045 1,1-Dichloroethene	0.00	96	0	N.D.
9) C030 Methylene chloride	0.00	84	0	N.D.
10) C040 Carbon disulfide	0.00	76	0	N.D.
11) C036 Acrolein	0.00	56	0	N.D.
12) C038 Acrylonitrile	0.00	53	0	N.D.
13) C035 Acetone	5.98	43	858	N.D.
14) C300 Acetonitrile	0.00	41	0	N.D.
15) C276 Iodomethane	0.00	142	0	N.D.
16) C291 1,1,2 Trichloro-1,2,	0.00	101	0	N.D.
17) C962 T-butyl Methyl Ether	0.00	73	0	N.D.
18) C057 trans-1,2-Dichloroet	0.00	96	0	N.D.
19) C255 Methyl Acetate	0.00	43	0	N.D.
20) C050 1,1-Dichloroethane	0.00	63	0	N.D.
21) C125 Vinyl Acetate	0.00	43	0	N.D.
22) C051 2,2-Dichloropropane	0.00	77	0	N.D.
23) C056 cis-1,2-Dichloroethe	0.00	96	0	N.D.
24) C272 Tetrahydrofuran	0.00	42	0	N.D.
25) C222 Bromochloromethane	0.00	128	0	N.D.
26) C060 Chloroform	0.00	83	0	N.D.
27) C115 1,1,1-Trichloroethan	0.00	97	0	N.D.
28) C120 Carbon tetrachloride	0.00	117	0	N.D.
29) C116 1,1-Dichloropropene	0.00	75	0	N.D.
32) C165 Benzene	0.00	78	0	N.D.

(#) = qualifier out of range (m) = manual integration

8/14/09

Quantitation Report

Data File : H:\GCMS_VOA\P\072409\P9957.D
Acq On : 24 Jul 2009 15:14
Sample : RSG0821-03
Misc :
MS Integration Params: RTEINT.P
Quant Time: Jul 24 18:33:36 2009

Vial: 10
Operator: PQ
Inst : HP5973 P
Multiplr: 1.00
Quant Results File: R9G1510.RES

Quant Method : C:\MSDCHEM\1...\R9G1510.M (RTE Integrator)
Title : 8260 5ML
Last Update : Fri Jul 24 18:32:28 2009
Response via : Initial Calibration
DataAcq Meth : VOA

	Compound		R.T.	QIon	Response	Conc Unit	Qvalue
33)	C065	1,2-Dichloroethane	0.00	62	0	N.D.	
34)	C110	2-Butanone	0.00	43	0	N.D.	
35)	C256	Cyclohexane	0.00	56	0	N.D.	
36)	C150	Trichloroethene	0.00	95	0	N.D.	
37)	C140	1,2-Dichloropropane	0.00	63	0	N.D.	
38)	C278	Dibromomethane	0.00	93	0	N.D.	
39)	C130	Bromodichloromethane	0.00	83	0	N.D.	
40)	C161	2-Chloroethylvinyl E	0.00	63	0	N.D.	
41)	C012	Methylcycolhexane	0.00	83	0	N.D.	
42)	C145	cis-1,3-Dichloroprop	0.00	75	0	N.D.	
45)	C230	Toluene	11.48	92	833	N.D.	
46)	C170	trans-1,3-Dichloropr	0.00	75	0	N.D.	
47)	C284	Ethyl Methacrylate	0.00	69	0	N.D.	
48)	C160	1,1,2-Trichloroethan	0.00	83	0	N.D.	
49)	C210	4-Methyl-2-pentanone	0.00	43	0	N.D.	
50)	C220	Tetrachloroethene	0.00	166	0	N.D.	
51)	C221	1,3-Dichloropropane	0.00	76	0	N.D.	
52)	C155	Dibromochloromethane	0.00	129	0	N.D.	
53)	C163	1,2-Dibromoethane	0.00	107	0	N.D.	
54)	C215	2-Hexanone	0.00	43	0	N.D.	
55)	C235	Chlorobenzene	13.41	112	126	N.D.	
56)	C281	1,1,1,2-Tetrachloroe	0.00	131	0	N.D.	
57)	C240	Ethylbenzene	13.51	91	110	N.D.	
58)	C246	m,p-Xylene	13.68	106	250	N.D.	
59)	C247	o-Xylene	0.00	106	0	N.D.	
60)	C245	Styrene	0.00	104	0	N.D.	
63)	C180	Bromoform	0.00	173	0	N.D.	
64)	C966	Isopropylbenzene	0.00	105	0	N.D.	
65)	C301	Bromobenzene	0.00	156	0	N.D.	
66)	C225	1,1,2,2-Tetrachloroe	0.00	83	0	N.D.	
67)	C282	1,2,3-Trichloropropa	0.00	110	0	N.D.	
68)	C283	t-1,4-Dichloro-2-But	0.00	89	0	N.D.	
69)	C302	n-Propylbenzene	0.00	91	0	N.D.	
70)	C303	2-Chlorotoluene	0.00	126	0	N.D.	
71)	C289	4-Chlorotoluene	0.00	126	0	N.D.	
72)	C304	1,3,5-Trimethylbenze	0.00	105	0	N.D.	
73)	C306	tert-Butylbenzene	0.00	134	0	N.D.	
74)	C307	1,2,4-Trimethylbenze	16.17	105	544	N.D.	
75)	C308	sec-Butylbenzene	0.00	105	0	N.D.	
76)	C260	1,3-Dichlorobenzene	0.00	146	0	N.D.	
77)	C309	4-Isopropyltoluene	0.00	119	0	N.D.	
78)	C267	1,4-Dichlorobenzene	0.00	146	0	N.D.	
79)	C249	1,2-Dichlorobenzene	0.00	146	0	N.D.	
80)	C310	n-Butylbenzene	0.00	91	0	N.D.	
81)	C286	1,2-Dibromo-3-Chloro	0.00	75	0	N.D.	
82)	C313	1,2,4-Trichlorobenze	0.00	180	0	N.D.	
83)	C316	Hexachlorobutadiene	0.00	225	0	N.D.	
84)	C314	Naphthalene	20.20	128	445	N.D.	
85)	C934	1,2,3-Trichlorobenze	0.00	180	0	N.D.	

(#) = qualifier out of range (m) = manual integration

Data File : H:\GCMS_VOA\P\072409\P9957.D
Acq On : 24 Jul 2009 15:14
Sample : RSG0821-03
Misc :
MS Integration Params: RTEINT.P
Quant Time: Jul 24 18:31 2009

Vial: 10
Operator: PQ
Inst : HP5973 P
Multiplr: 1.00

Quant Results File: R9G1510.RES

Method : C:\MSDCHEM\1\METHODS\8260_5ML\R9G1510.M (RTE Integrator)
Title : 8260 5ML
Last Update : Fri Jul 24 18:32:28 2009
Response via : Initial Calibration



MW-11

Form 1
ORGANIC ANALYSIS DATA SHEET
8260B

Laboratory:	TestAmerica Buffalo			SDG:	
Client:	AECOM - Amherst, NY			Project:	AECOM, Inc. - Scott Aviation site - NY3A9023
Matrix:	Ground Water	Laboratory ID:	RSG0821-04	File ID:	P9958.D
Sampled:	07/22/09 11:50	Prepared:	07/24/09 10:05	Analyzed:	07/24/09 15:42
Solids:		Preparation:	5030B MS	Initial/Final:	5 mL / 5 mL
Batch:	9G24038	Sequence:	RG92407	Calibration:	R9G1510
Instrument:	HP5973P				

CAS NO.	COMPOUND	DILUTION	CONC. (ug/L)	Q
71-55-6	1,1,1-Trichloroethane	1	2.0	J
79-34-5	1,1,2,2-Tetrachloroethane	1	5.0	U
76-13-1	1,1,2-Trichloro-1,2,2-trifluoroethane	1	5.0	U
79-00-5	1,1,2-Trichloroethane	1	5.0	U
75-34-3	1,1-Dichloroethane	1	9.1	
75-35-4	1,1-Dichloroethene	1	1.4	J
120-82-1	1,2,4-Trichlorobenzene	1	5.0	U
96-12-8	1,2-Dibromo-3-chloropropane	1	5.0	U
106-93-4	1,2-Dibromoethane	1	5.0	U
95-50-1	1,2-Dichlorobenzene	1	5.0	U
107-06-2	1,2-Dichloroethane	1	5.0	U
78-87-5	1,2-Dichloropropane	1	5.0	U
541-73-1	1,3-Dichlorobenzene	1	5.0	U
106-46-7	1,4-Dichlorobenzene	1	5.0	U
78-93-3	2-Butanone	1	25	U
591-78-6	2-Hexanone	1	25	U
108-10-1	4-Methyl-2-pentanone	1	25	U
67-64-1	Acetone	1	1.5	J
71-43-2	Benzene	1	5.0	U
75-27-4	Bromodichloromethane	1	5.0	U
75-25-2	Bromoform	1	5.0	U
74-83-9	Bromomethane	1	5.0	U
75-15-0	Carbon disulfide	1	5.0	U
56-23-5	Carbon Tetrachloride	1	5.0	U
108-90-7	Chlorobenzene	1	5.0	U
75-00-3	Chloroethane	1	16	
67-66-3	Chloroform	1	5.0	U
74-87-3	Chloromethane	1	5.0	U
156-59-2	cis-1,2-Dichloroethene	1	37	
10061-01-5	cis-1,3-Dichloropropene	1	5.0	U
110-82-7	Cyclohexane	1	5.0	U
124-48-1	Dibromochloromethane	1	5.0	U
75-71-8	Dichlorodifluoromethane	1	5.0	U
100-41-4	Ethylbenzene	1	5.0	U
98-82-8	Isopropylbenzene	1	5.0	U
79-20-9	Methyl Acetate	1	5.0	U
108-87-2	Methylcyclohexane	1	5.0	U
75-09-2	Methylene Chloride	1	5.0	U
1634-04-4	Methyl-t-Butyl Ether (MTBE)	1	5.0	U

MW-11

Form 1
ORGANIC ANALYSIS DATA SHEET
8260B

Laboratory:	TestAmerica Buffalo			SDG:	
Client:	AECOM - Amherst, NY			Project:	AECOM, Inc. - Scott Aviation site - NY3A9023
Matrix:	Ground Water	Laboratory ID:	RSG0821-04	File ID:	P9958.D
Sampled:	07/22/09 11:50	Prepared:	07/24/09 10:05	Analyzed:	07/24/09 15:42
Solids:		Preparation:	5030B MS	Initial/Final:	5 mL / 5 mL

Batch: 9G24038 Sequence: RG92407 Calibration: R9G1510 Instrument: HP5973P

CAS NO.	COMPOUND	DILUTION	CONC. (ug/L)	Q
100-42-5	Styrene	1	5.0	U
127-18-4	Tetrachloroethene	1	5.0	U
108-88-3	Toluene	1	5.0	U
156-60-5	trans-1,2-Dichloroethene	1	5.0	U
10061-02-6	trans-1,3-Dichloropropene	1	5.0	U
79-01-6	Trichloroethene	1	0.69	J
75-69-4	Trichlorofluoromethane	1	5.0	U
75-01-4	Vinyl chloride	1	9.9	
1330-20-7	Xylenes, total	1	15	U

SYSTEM MONITORING COMPOUND	ADDED (ug/L)	CONC (ug/L)	% REC	QC LIMITS	Q
1,2-Dichloroethane-d4	25.0	30.1	120	66 - 137	
4-Bromofluorobenzene	25.0	24.1	96	73 - 120	
Toluene-d8	25.0	24.9	100	71 - 126	

INTERNAL STANDARD	AREA	RT	REF AREA	REF RT	Q
1,4-Dichlorobenzene-d4	237760	16.73	332512	16.73	
1,4-Difluorobenzene	462143	9.5	632434	9.49	
Chlorobenzene-d5	445067	13.36	611788	13.36	

* Values outside of QC limits

Quantitation Report

Data File : H:\GCMS_VOA\P\072409\P9958.D
Acq On : 24 Jul 2009 15:42
Sample : RSG0821-04
Misc :
MS Integration Params: RTEINT.P
Quant Time: Jul 24 18:33:41 2009

Vial: 11
Operator: PQ
Inst : HP5973 P
Multiplr: 1.00

Quant Results File: R9G1510.RES

Quant Method : C:\MSDCHEM\1...\R9G1510.M (RTE Integrator)
Title : 8260 5ML
Last Update : Fri Jul 24 18:32:28 2009
Response via : Initial Calibration
DataAcq Meth : VOA
IS QA File : H:\GCMS_VOA\P\072409\P9948.D (24 Jul 2009 10:25)

7/24/09 CM

Internal Standards	R.T.	QIon	Response	Conc Units	Dev(Min) Rcv(Ar)
1) CI10 1,4-Difluorobenzene	9.50	114	462143	25.00 ug/L	0.00 73.07%
43) CI20 Chlorobenzene-D5	13.36	117	445067	25.00 ug/L	0.00 72.75%
62) CI30 1,4-Dichlorobenzene-	16.73	152	237760	25.00 ug/L	0.00 71.50%

System Monitoring Compounds					
30) CS87 Dibromofluoromethane	8.58	111	191041	27.63 ug/L	0.01
Spiked Amount 25.000	Range 70 - 130		Recovery = 110.52%		
31) CS15 1,2-Dichloroethane-D	9.01	65	291177	30.07 ug/L	0.00
Spiked Amount 25.000	Range 66 - 137		Recovery = 120.28%		
44) CS05 Toluene-D8	11.39	98	628289	24.88 ug/L	0.00
Spiked Amount 25.000	Range 71 - 126		Recovery = 99.52%		
61) CS10 p-Bromofluorobenzene	15.01	174	188494	24.06 ug/L	0.00
Spiked Amount 25.000	Range 73 - 120		Recovery = 96.24%		

Target Compounds					Qvalue
2) C290 Dichlorodifluorometh	0.00	85	0	N.D.	
3) C010 Chloromethane	0.00	50	0	N.D.	
4) C020 Vinyl chloride	4.27	62	70648	9.86 ug/L	98
5) C015 Bromomethane	0.00	94	0	N.D.	
6) C025 Chloroethane	4.91	64	60599	15.92 ug/L	94
7) C275 Trichlorofluorometha	0.00	101	0	N.D.	
8) C045 1,1-Dichloroethene	5.97	96	8021	1.39 ug/L	97
9) C030 Methylene chloride	0.00	84	0	N.D.	
10) C040 Carbon disulfide	6.36	76	124	N.D.	
11) C036 Acrolein	0.00	56	0	N.D.	
12) C038 Acrylonitrile	0.00	53	0	N.D.	
13) C035 Acetone	5.98	43	3888	1.46 ug/L	94
14) C300 Acetonitrile	0.00	41	0	N.D.	
15) C276 Iodomethane	0.00	142	0	N.D.	
16) C291 1,1,2 Trichloro-1,2,	0.00	101	0	N.D.	
17) C962 T-butyl Methyl Ether	0.00	73	0	N.D.	
18) C057 trans-1,2-Dichloroet	6.88	96	2758	0.41 ug/L	86
19) C255 Methyl Acetate	0.00	43	0	N.D.	
20) C050 1,1-Dichloroethane	7.37	63	118136	9.07 ug/L	98
21) C125 Vinyl Acetate	0.00	43	0	N.D.	
22) C051 2,2-Dichloropropane	0.00	77	0	N.D.	
23) C056 cis-1,2-Dichloroethe	8.05	96	279241	37.24 ug/L	96
24) C272 Tetrahydrofuran	8.40	42	2777	1.15 ug/L	98
25) C222 Bromochloromethane	0.00	128	0	N.D.	
26) C060 Chloroform	0.00	83	0	N.D.	
27) C115 1,1,1-Trichloroethan	8.68	97	25476	1.98 ug/L	94
28) CI20 Carbon tetrachloride	0.00	117	0	N.D.	
29) C116 1,1-Dichloropropene	0.00	75	0	N.D.	
32) C165 Benzene	9.12	78	1513	N.D.	

(#) = qualifier out of range (m) = manual integration

Quantitation Report

Data File : H:\GCMS_VOA\P\072409\P9958.D
Acq On : 24 Jul 2009 15:42
Sample : RSG0821-04
Misc :
MS Integration Params: RTEINT.P
Quant Time: Jul 24 18:33:41 2009

Vial: 11
Operator: PQ
Inst : HP5973 P
Multiplr: 1.00
Quant Results File: R9G1510.RES

Quant Method : C:\MSDCHEM\1...\R9G1510.M (RTE Integrator)
Title : 8260 5ML
Last Update : Fri Jul 24 18:32:28 2009
Response via : Initial Calibration
DataAcq Meth : VOA

	Compound		R.T.	QIon	Response	Conc Unit	Qvalue
33)	C065	1,2-Dichloroethane	9.11	62	1234	N.D.	
34)	C110	2-Butanone	0.00	43	0	N.D.	
35)	C256	Cyclohexane	0.00	56	0	N.D.	
36)	C150	Trichloroethene	9.88	95	5215	0.69 ug/L	91
37)	C140	1,2-Dichloropropane	0.00	63	0	N.D.	
38)	C278	Dibromomethane	0.00	93	0	N.D.	
39)	C130	Bromodichloromethane	0.00	83	0	N.D.	
40)	C161	2-Chloroethylvinyl E	0.00	63	0	N.D.	
41)	C012	Methylcycolhexane	0.00	83	0	N.D.	
42)	C145	cis-1,3-Dichloroprop	0.00	75	0	N.D.	
45)	C230	Toluene	11.50	92	1600	N.D.	
46)	C170	trans-1,3-Dichloropr	0.00	75	0	N.D.	
47)	C284	Ethyl Methacrylate	0.00	69	0	N.D.	
48)	C160	1,1,2-Trichloroethan	0.00	83	0	N.D.	
49)	C210	4-Methyl-2-pentanone	0.00	43	0	N.D.	
50)	C220	Tetrachloroethene	0.00	166	0	N.D.	
51)	C221	1,3-Dichloropropane	0.00	76	0	N.D.	
52)	C155	Dibromochloromethane	0.00	129	0	N.D.	
53)	C163	1,2-Dibromoethane	0.00	107	0	N.D.	
54)	C215	2-Hexanone	0.00	43	0	N.D.	
55)	C235	Chlorobenzene	0.00	112	0	N.D.	
56)	C281	1,1,1,2-Tetrachloroe	0.00	131	0	N.D.	
57)	C240	Ethylbenzene	13.53	91	734	N.D.	
58)	C246	m,p-Xylene	13.67	106	732	N.D.	
59)	C247	o-Xylene	14.26	106	116	N.D.	
60)	C245	Styrene	0.00	104	0	N.D.	
63)	C180	Bromoform	0.00	173	0	N.D.	
64)	C966	Isopropylbenzene	0.00	105	0	N.D.	
65)	C301	Bromobenzene	0.00	156	0	N.D.	
66)	C225	1,1,2,2-Tetrachloroe	0.00	83	0	N.D.	
67)	C282	1,2,3-Trichloropropa	0.00	110	0	N.D.	
68)	C283	t-1,4-Dichloro-2-But	0.00	89	0	N.D.	
69)	C302	n-Propylbenzene	15.37	91	151	N.D.	
70)	C303	2-Chlorotoluene	0.00	126	0	N.D.	
71)	C289	4-Chlorotoluene	0.00	126	0	N.D.	
72)	C304	1,3,5-Trimethylbenze	15.59	105	117	N.D.	
73)	C306	tert-Butylbenzene	0.00	134	0	N.D.	
74)	C307	1,2,4-Trimethylbenze	16.16	105	943	N.D.	
75)	C308	sec-Butylbenzene	0.00	105	0	N.D.	
76)	C260	1,3-Dichlorobenzene	0.00	146	0	N.D.	
77)	C309	4-Isopropyltoluene	0.00	119	0	N.D.	
78)	C267	1,4-Dichlorobenzene	0.00	146	0	N.D.	
79)	C249	1,2-Dichlorobenzene	0.00	146	0	N.D.	
80)	C310	n-Butylbenzene	0.00	91	0	N.D.	
81)	C286	1,2-Dibromo-3-Chloro	0.00	75	0	N.D.	
82)	C313	1,2,4-Trichlorobenze	0.00	180	0	N.D.	
83)	C316	Hexachlorobutadiene	0.00	225	0	N.D.	
84)	C314	Naphthalene	20.20	128	1096	N.D.	
85)	C934	1,2,3-Trichlorobenze	0.00	180	0	N.D.	

(#) = qualifier out of range (m) = manual integration

Data File : H:\GCMS_VOA\P\072409\P9958.D
Acq On : 24 Jul 2009 15:42
Sample : RSG0821-04
Misc :
MS Integration Params: RTEINT.P
Quant Time: Jul 24 18:31 2009

Vial: 11
Operator: PQ
Inst : HP5973 P
Multiplr: 1.00

Quant Results File: R9G1510.RES

Method : C:\MSDCHEM\1\METHODS\8260_5ML\R9G1510.M (RTE Integrator)
Title : 8260 5ML
Last Update : Fri Jul 24 18:32:28 2009
Response via : Initial Calibration



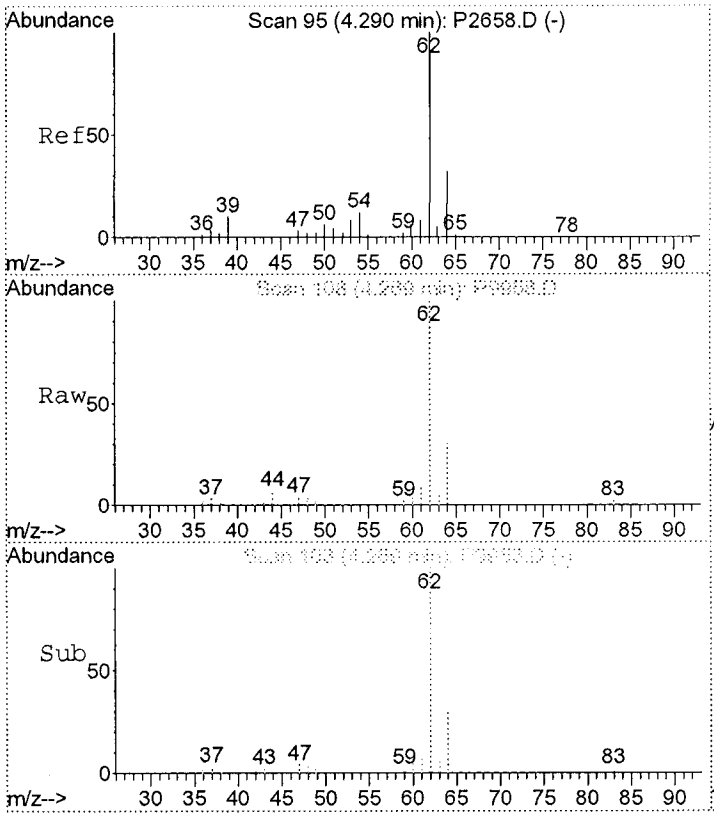

#4
C020 Vinyl chloride
Concen: 9.86 ug/L
RT: 4.27 min Scan# 108
Delta R.T. 0.01 min
Lab File: P9958.D
Acq: 24 Jul 2009 15:42

Tgt Ion: 62 Resp: 70648

Ion	Ratio	Lower	Upper
62	100		
64	30.2	11.1	51.1

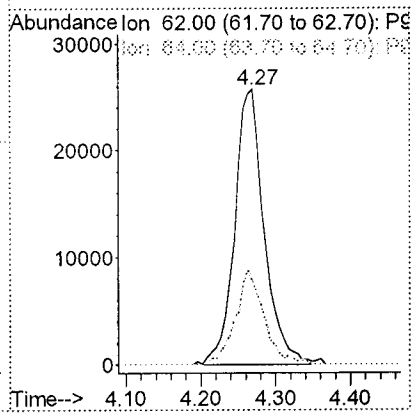

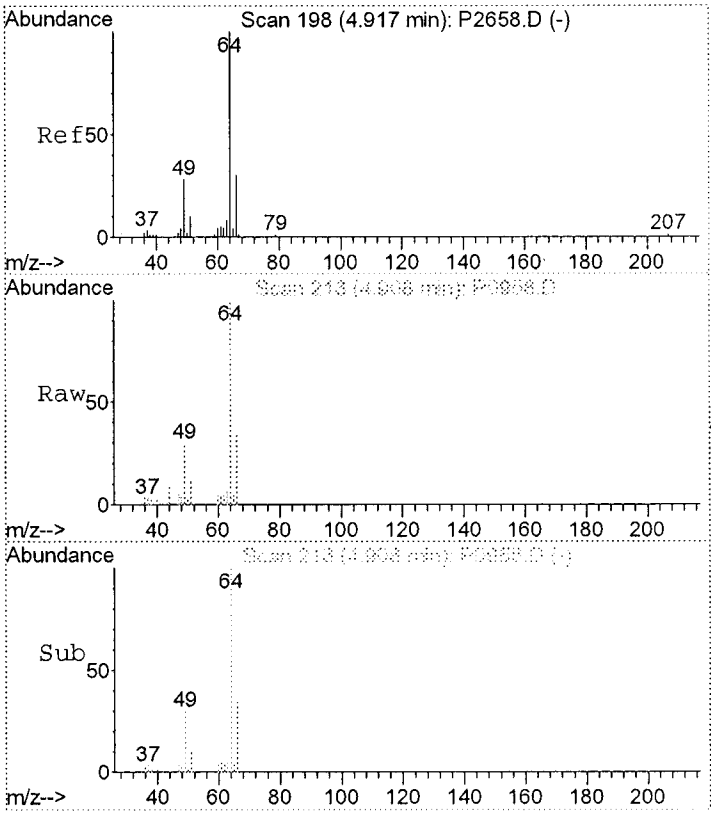

#6
C025 Chloroethane
Concen: 15.92 ug/L
RT: 4.91 min Scan# 213
Delta R.T. 0.02 min
Lab File: P9958.D
Acq: 24 Jul 2009 15:42

Tgt Ion: 64 Resp: 60599

Ion	Ratio	Lower	Upper
64	100		
66	34.1	10.6	50.6

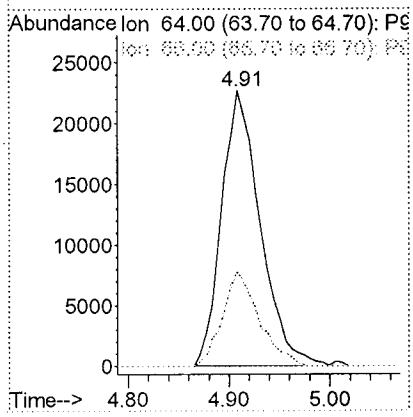

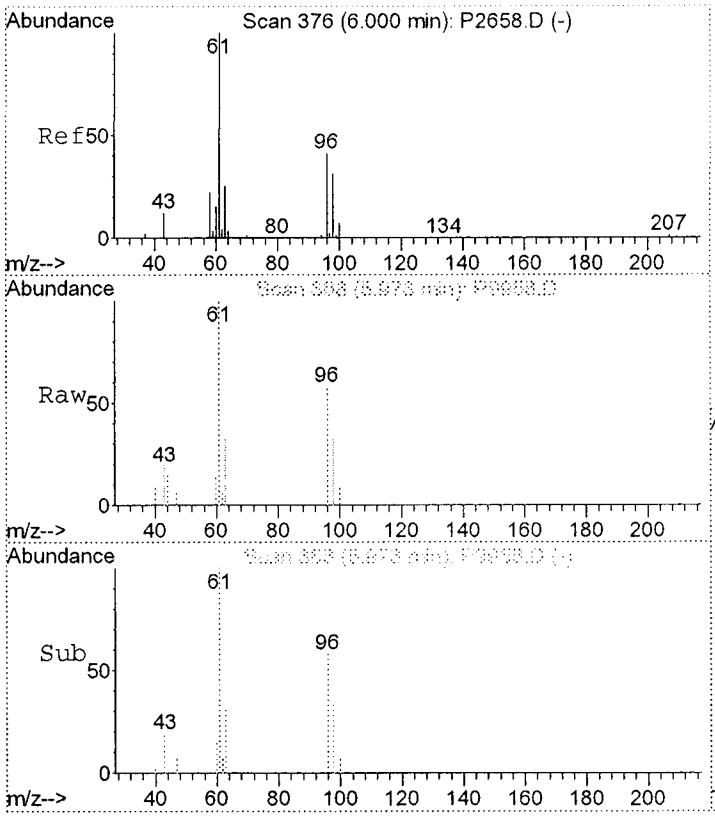

#8
C045 1,1-Dichloroethene
Concen: 1.39 ug/L
RT: 5.97 min Scan# 388
Delta R.T. 0.02 min
Lab File: P9958.D
Acq: 24 Jul 2009 15:42

Tgt Ion: 96 Resp: 8021

Ion	Ratio	Lower	Upper
96	100		
61	173.5	149.6	189.6
63	55.0	38.5	78.5

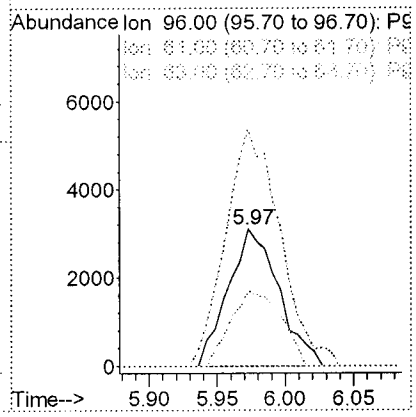

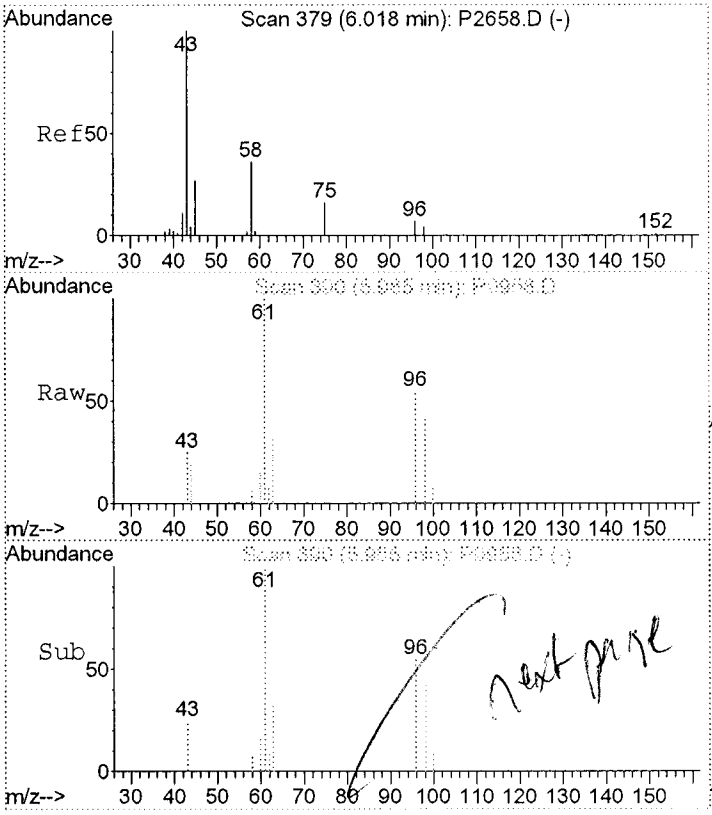

#13
C035 Acetone
Concen: 1.46 ug/L
RT: 5.98 min Scan# 390
Delta R.T. 0.03 min
Lab File: P9958.D
Acq: 24 Jul 2009 15:42

Tgt Ion: 43 Resp: 3888

Ion	Ratio	Lower	Upper
43	100		
58	26.9	24.2	36.2

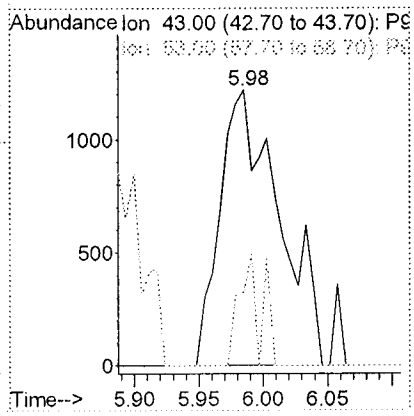

next page

Quantitation Report (Qedit)

Data File : H:\GCMS_VOA\P\072409\P9958.D
Acq On : 24 Jul 2009 15:42
Sample : RSG0821-04
Misc :
MS Integration Params: RTEINT.P
Quant Time: Jul 24 18:31 2009

Vial: 11
Operator: PQ
Inst : HP5973 P
Multiplr: 1.00

Quant Results File: temp.res

Method : C:\MSDCHEM\1\METHODS\8260_5ML\R9G1510.M (RTE Integrator)
Title : 8260 5ML
Last Update : Fri Jul 24 18:32:28 2009
Response via : Multiple Level Calibration

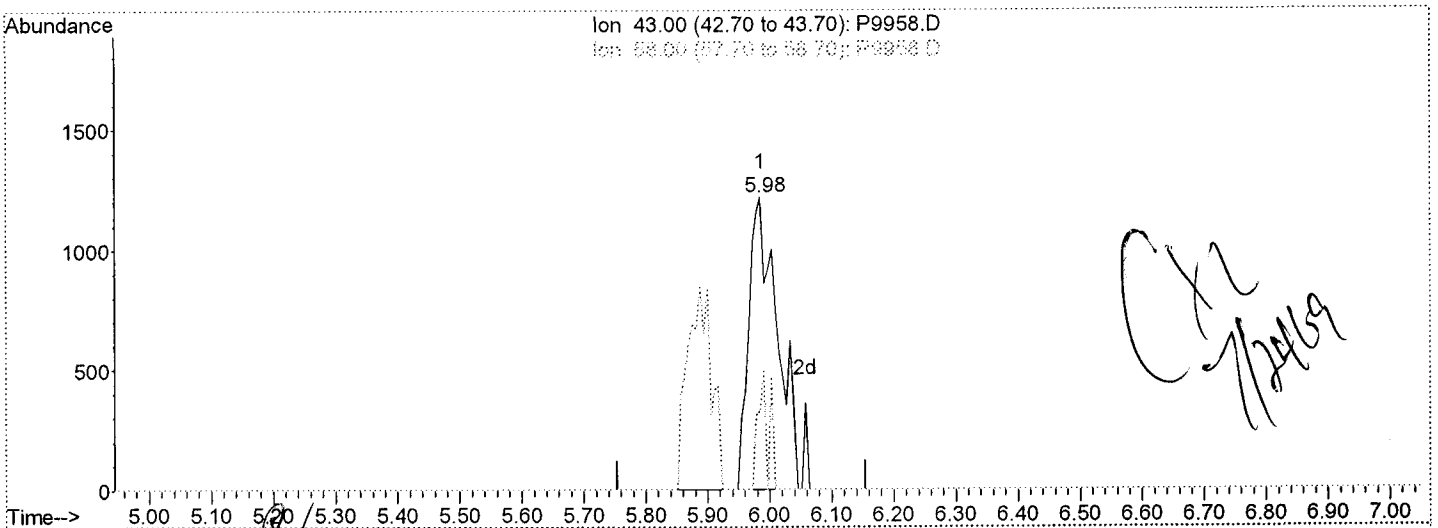

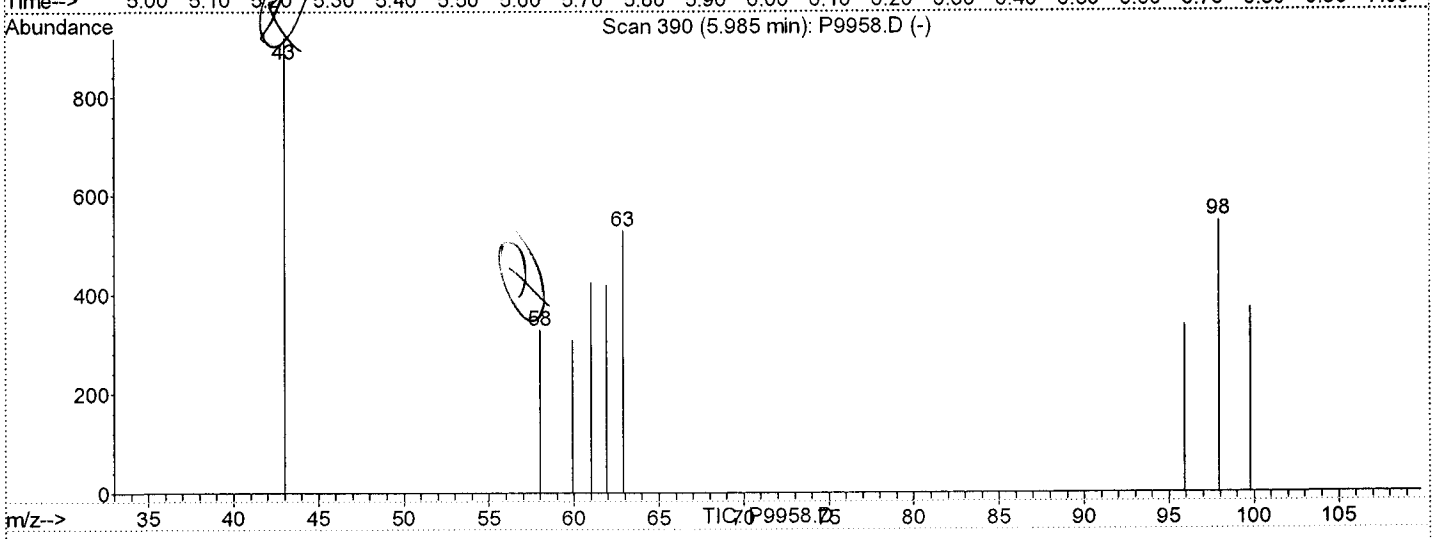

(13) C035 Acetone (T)

5.98min 1.46ug/L

response 3888

Ion	Exp%	Act%
43.00	100	100
58.00	30.20	26.91
0.00	0.00	0.00
0.00	0.00	0.00

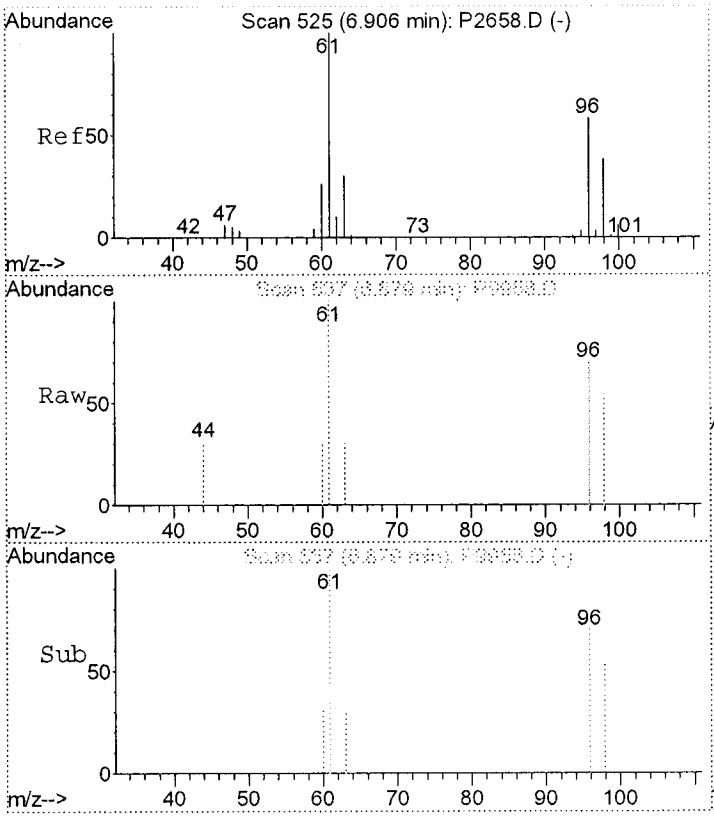

#18
C057 trans-1,2-Dichloroethene
Concen: 0.41 ug/L
RT: 6.88 min Scan# 537
Delta R.T. 0.02 min
Lab File: P9958.D
Acq: 24 Jul 2009 15:42

Tgt Ion: 96 Resp: 2758

Ion	Ratio	Lower	Upper
96	100		
61	142.8	139.7	179.7
98	77.7	43.2	83.2

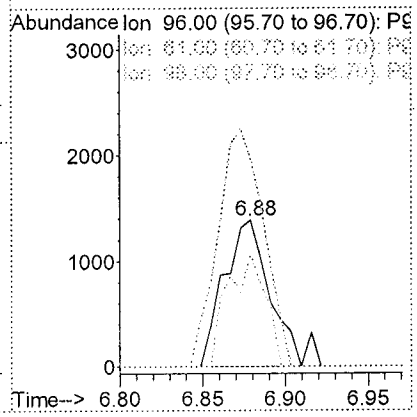

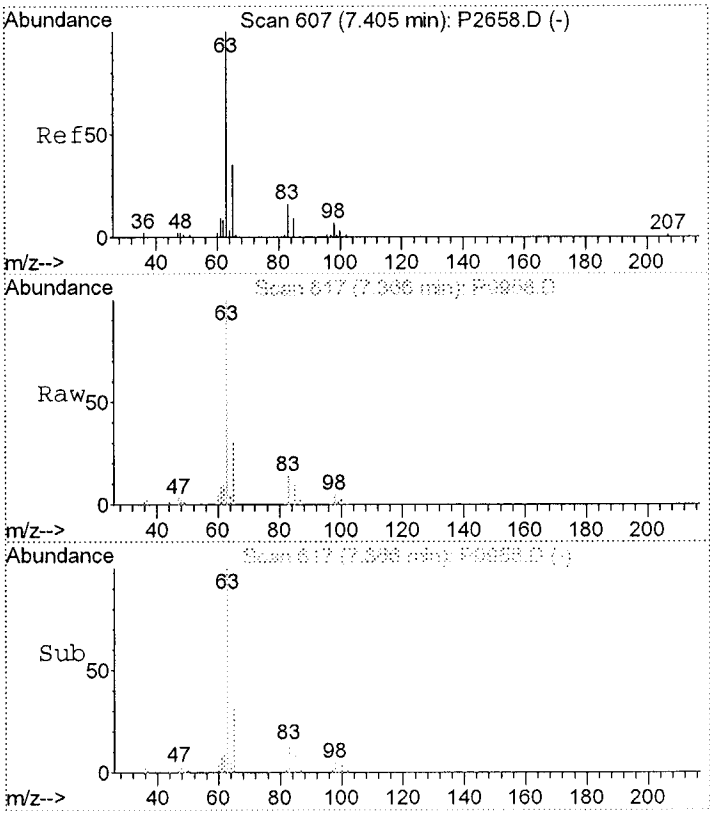

#20
C050 1,1-Dichloroethane
Concen: 9.07 ug/L
RT: 7.37 min Scan# 617
Delta R.T. 0.01 min
Lab File: P9958.D
Acq: 24 Jul 2009 15:42

Tgt Ion: 63 Resp: 118136

Ion	Ratio	Lower	Upper
63	100		
65	31.0	11.1	51.1
83	13.7	0.0	31.6

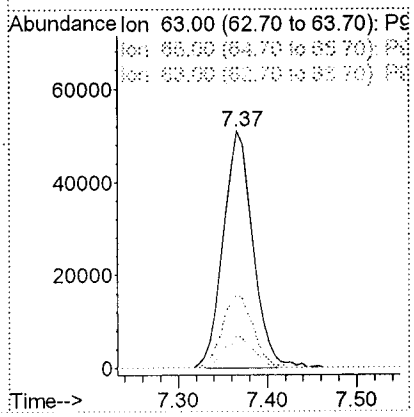

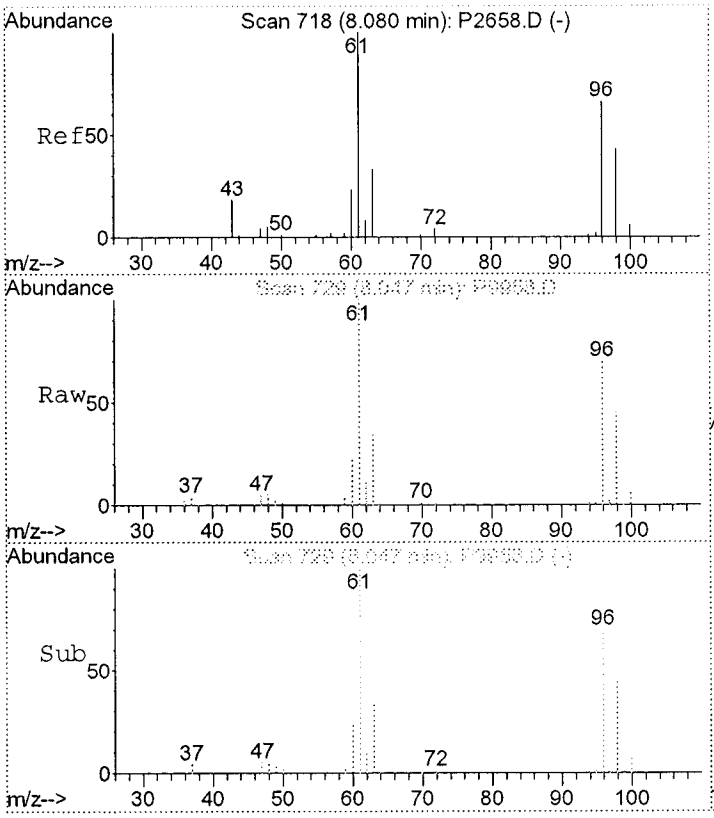

#23
C056 cis-1,2-Dichloroethene
Concen: 37.24 ug/L
RT: 8.05 min Scan# 729
Delta R.T. 0.01 min
Lab File: P9958.D
Acq: 24 Jul 2009 15:42

Tgt Ion: 96 Resp: 279241

Ion	Ratio	Lower	Upper
96	100		
61	142.4	128.0	168.0
98	64.6	43.4	83.4

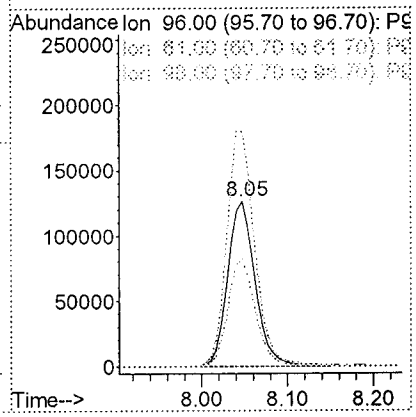

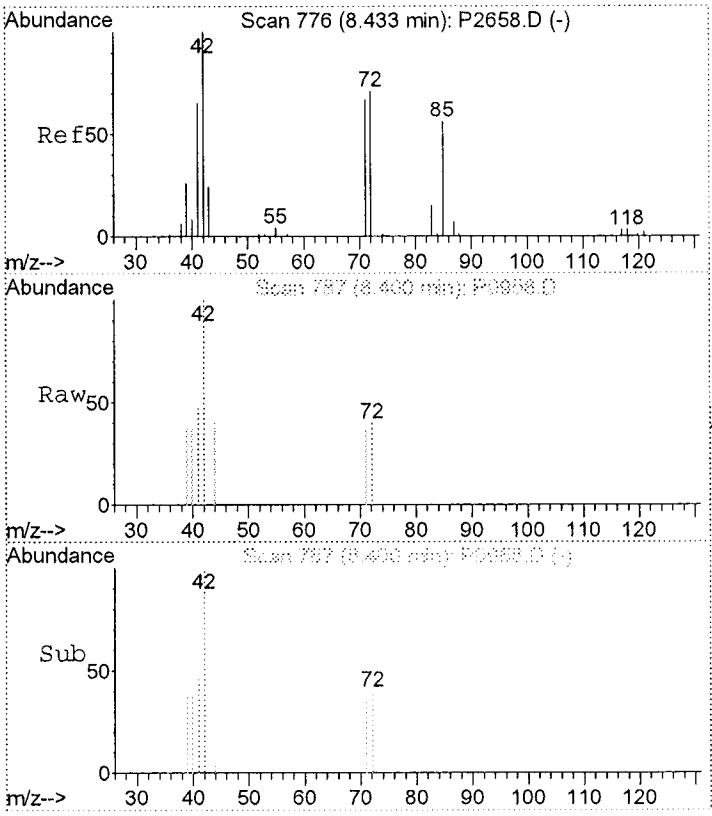

#24
C272 Tetrahydrofuran
Concen: 1.15 ug/L
RT: 8.40 min Scan# 787
Delta R.T. 0.02 min
Lab File: P9958.D
Acq: 24 Jul 2009 15:42

Tgt Ion: 42 Resp: 2777

Ion	Ratio	Lower	Upper
42	100		
71	36.1	29.8	44.6
72	40.2	33.4	50.0

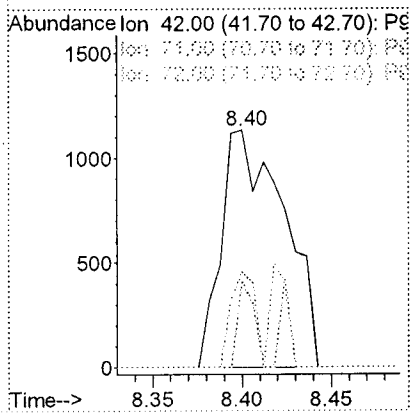

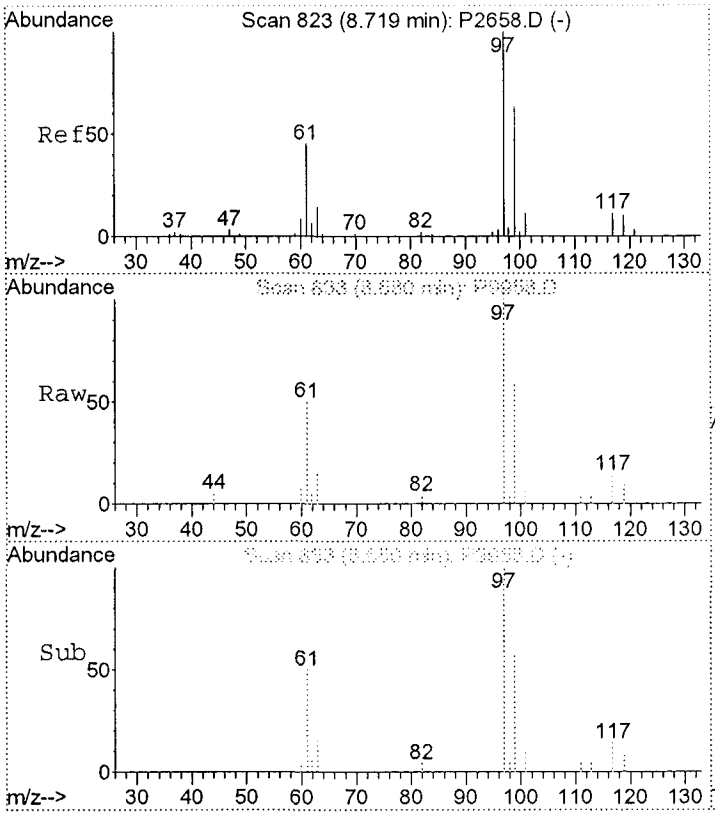

#27
C115 1,1,1-Trichloroethane
Concen: 1.98 ug/L
RT: 8.68 min Scan# 833
Delta R.T. 0.01 min
Lab File: P9958.D
Acq: 24 Jul 2009 15:42

Tgt Ion: 97 Resp: 25476

Ion	Ratio	Lower	Upper
97	100		
99	58.2	44.1	84.1
61	50.4	28.0	68.0

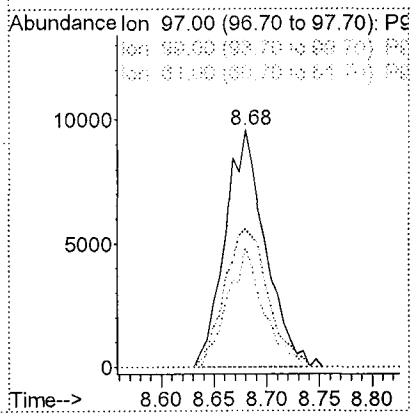

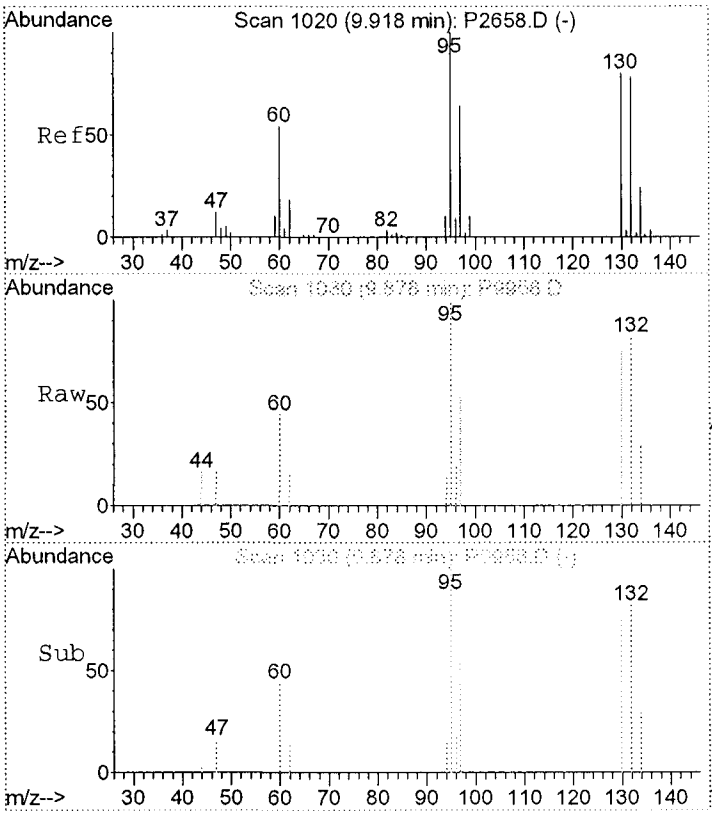

#36
C150 Trichloroethene
Concen: 0.69 ug/L
RT: 9.88 min Scan# 1030
Delta R.T. 0.01 min
Lab File: P9958.D
Acq: 24 Jul 2009 15:42

Tgt Ion: 95 Resp: 5215

Ion	Ratio	Lower	Upper
95	100		
130	74.9	68.8	108.8
132	81.8	63.4	103.4

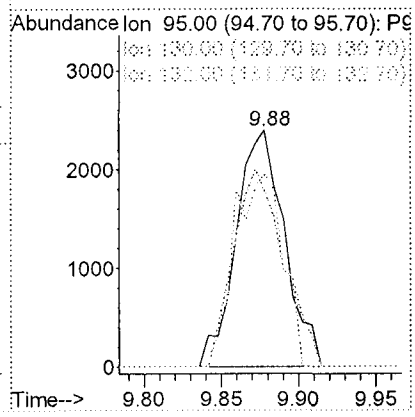

MW-2

Form 1
ORGANIC ANALYSIS DATA SHEET
8260B

Laboratory: TestAmerica Buffalo
SDG:
Client: AECOM - Amherst, NY
Project: AECOM, Inc. - Scott Aviation site - NY3A9023
Matrix: Ground Water
Laboratory ID: RSG0821-05
File ID: P9959.D
Sampled: 07/22/09 09:35
Prepared: 07/24/09 10:05
Analyzed: 07/24/09 16:11
Solids:
Preparation: 5030B MS
Initial/Final: 5 mL / 5 mL
Batch: 9G24038
Sequence: RG92407
Calibration: R9G1510
Instrument: HP5973P

CAS NO.	COMPOUND	DILUTION	CONC. (ug/L)	Q
71-55-6	1,1,1-Trichloroethane	1	5.0	U
79-34-5	1,1,2,2-Tetrachloroethane	1	5.0	U
76-13-1	1,1,2-Trichloro-1,2,2-trifluoroethane	1	5.0	U
79-00-5	1,1,2-Trichloroethane	1	5.0	U
75-34-3	1,1-Dichloroethane	1	5.0	U
75-35-4	1,1-Dichloroethene	1	5.0	U
120-82-1	1,2,4-Trichlorobenzene	1	5.0	U
96-12-8	1,2-Dibromo-3-chloropropane	1	5.0	U
106-93-4	1,2-Dibromoethane	1	5.0	U
95-50-1	1,2-Dichlorobenzene	1	5.0	U
107-06-2	1,2-Dichloroethane	1	5.0	U
78-87-5	1,2-Dichloropropane	1	5.0	U
541-73-1	1,3-Dichlorobenzene	1	5.0	U
106-46-7	1,4-Dichlorobenzene	1	5.0	U
78-93-3	2-Butanone	1	25	U
591-78-6	2-Hexanone	1	25	U
108-10-1	4-Methyl-2-pentanone	1	25	U
67-64-1	Acetone	1	25	U
71-43-2	Benzene	1	0.76	J
75-27-4	Bromodichloromethane	1	5.0	U
75-25-2	Bromoform	1	5.0	U
74-83-9	Bromomethane	1	5.0	U
75-15-0	Carbon disulfide	1	5.0	U
56-23-5	Carbon Tetrachloride	1	5.0	U
108-90-7	Chlorobenzene	1	5.0	U
75-00-3	Chloroethane	1	12	
67-66-3	Chloroform	1	5.0	U
74-87-3	Chloromethane	1	5.0	U
156-59-2	cis-1,2-Dichloroethene	1	5.0	U
10061-01-5	cis-1,3-Dichloropropene	1	5.0	U
110-82-7	Cyclohexane	1	5.0	U
124-48-1	Dibromochloromethane	1	5.0	U
75-71-8	Dichlorodifluoromethane	1	5.0	U
100-41-4	Ethylbenzene	1	5.0	U
98-82-8	Isopropylbenzene	1	5.0	U
79-20-9	Methyl Acetate	1	5.0	U
108-87-2	Methylcyclohexane	1	5.0	U
75-09-2	Methylene Chloride	1	5.0	U
1634-04-4	Methyl-t-Butyl Ether (MTBE)	1	5.0	U

MW-2

Form 1
ORGANIC ANALYSIS DATA SHEET
8260B

Laboratory:	TestAmerica Buffalo		SDG:		
Client:	AECOM - Amherst, NY		Project:	AECOM, Inc. - Scott Aviation site - NY3A9023	
Matrix:	Ground Water	Laboratory ID:	RSG0821-05	File ID:	P9959.D
Sampled:	07/22/09 09:35	Prepared:	07/24/09 10:05	Analyzed:	07/24/09 16:11
Solids:		Preparation:	5030B MS	Initial/Final:	5 mL / 5 mL

Batch: 9G24038 Sequence: RG92407 Calibration: R9G1510 Instrument: HP5973P

CAS NO.	COMPOUND	DILUTION	CONC. (ug/L)	Q
100-42-5	Styrene	1	5.0	U
127-18-4	Tetrachloroethene	1	5.0	U
108-88-3	Toluene	1	5.0	U
156-60-5	trans-1,2-Dichloroethene	1	5.0	U
10061-02-6	trans-1,3-Dichloropropene	1	5.0	U
79-01-6	Trichloroethene	1	5.0	U
75-69-4	Trichlorofluoromethane	1	5.0	U
75-01-4	Vinyl chloride	1	5.0	U
1330-20-7	Xylenes, total	1	15	U

SYSTEM MONITORING COMPOUND	ADDED (ug/L)	CONC (ug/L)	% REC	QC LIMITS	Q
1,2-Dichloroethane-d4	25.0	28.3	113	66 - 137	
4-Bromofluorobenzene	25.0	22.6	91	73 - 120	
Toluene-d8	25.0	23.6	94	71 - 126	

INTERNAL STANDARD	AREA	RT	REF AREA	REF RT	Q
1,4-Dichlorobenzene-d4	249728	16.73	332512	16.73	
1,4-Difluorobenzene	491024	9.49	632434	9.49	
Chlorobenzene-d5	473257	13.36	611788	13.36	

* Values outside of QC limits

Quantitation Report

Data File : H:\GCMS_VOA\P\072409\P9959.D
Acq On : 24 Jul 2009 16:11
Sample : RSG0821-05
Misc :
MS Integration Params: RTEINT.P
Quant Time: Jul 24 18:33:50 2009

Vial: 12
Operator: PQ
Inst : HP5973 P
Multiplr: 1.00
Quant Results File: R9G1510.RES

Quant Method : C:\MSDCHEM\1...\R9G1510.M (RTE Integrator)
Title : 8260 5ML
Last Update : Fri Jul 24 18:32:28 2009
Response via : Initial Calibration
DataAcq Meth : VOA
IS QA File : H:\GCMS_VOA\P\072409\P9948.D (24 Jul 2009 10:25)

7/24/09

Internal Standards	R.T.	QIon	Response	Conc Units	Dev(Min) Rcv(Ar)
1) CI10 1,4-Difluorobenzene	9.49	114	491024	25.00 ug/L	0.00 77.64%
43) CI20 Chlorobenzene-D5	13.36	117	473257	25.00 ug/L	0.00 77.36%
62) CI30 1,4-Dichlorobenzene-	16.73	152	249728	25.00 ug/L	0.00 75.10%

System Monitoring Compounds

30) CS87 Dibromofluoromethane	8.58	111	191434	26.06 ug/L	0.01
Spiked Amount 25.000	Range 70 - 130		Recovery = 104.24%		
31) CS15 1,2-Dichloroethane-D	9.01	65	291552	28.34 ug/L	0.00
Spiked Amount 25.000	Range 66 - 137		Recovery = 113.36%		
44) CS05 Toluene-D8	11.39	98	632413	23.55 ug/L	0.00
Spiked Amount 25.000	Range 71 - 126		Recovery = 94.20%		
61) CS10 p-Bromofluorobenzene	15.01	174	188746	22.65 ug/L	0.00
Spiked Amount 25.000	Range 73 - 120		Recovery = 90.60%		

Target Compounds

					Qvalue
2) C290 Dichlorodifluorometh	0.00	85	0	N.D.	
3) C010 Chloromethane	0.00	50	0	N.D.	
4) C020 Vinyl chloride	4.27	62	136	N.D.	
5) C015 Bromomethane	4.73	94	115	N.D.	
6) C025 Chloroethane	4.91	64	49602	12.26 ug/L	98
7) C275 Trichlorofluorometha	0.00	101	0	N.D.	
8) C045 1,1-Dichloroethene	0.00	96	0	N.D.	
9) C030 Methylene chloride	0.00	84	0	N.D.	
10) C040 Carbon disulfide	6.36	76	411	N.D.	
11) C036 Acrolein	0.00	56	0	N.D.	
12) C038 Acrylonitrile	0.00	53	0	N.D.	
13) C035 Acetone	6.00	43	3610	1.28 ug/L #	44
14) C300 Acetonitrile	0.00	41	0	N.D.	
15) C276 Iodomethane	0.00	142	0	N.D.	
16) C291 1,1,2 Trichloro-1,2,	0.00	101	0	N.D.	
17) C962 T-butyl Methyl Ether	0.00	73	0	N.D.	
18) C057 trans-1,2-Dichloroet	6.87	96	343	N.D.	
19) C255 Methyl Acetate	0.00	43	0	N.D.	
20) C050 1,1-Dichloroethane	7.36	63	919	N.D.	
21) C125 Vinyl Acetate	0.00	43	0	N.D.	
22) C051 2,2-Dichloropropane	0.00	77	0	N.D.	
23) C056 cis-1,2-Dichloroethe	8.05	96	761	N.D.	
24) C272 Tetrahydrofuran	8.39	42	105084	41.02 ug/L	97
25) C222 Bromochloromethane	0.00	128	0	N.D.	
26) C060 Chloroform	0.00	83	0	N.D.	
27) C115 1,1,1-Trichloroethan	0.00	97	0	N.D.	
28) C120 Carbon tetrachloride	0.00	117	0	N.D.	
29) C116 1,1-Dichloropropene	0.00	75	0	N.D.	
30) C165 Benzene	9.12	78	21359	0.76 ug/L	84

(#) = qualifier out of range (m) = manual integration

Quantitation Report

Data File : H:\GCMS_VOA\P\072409\P9959.D
Acq On : 24 Jul 2009 16:11
Sample : RSG0821-05
Misc :
MS Integration Params: RTEINT.P
Quant Time: Jul 24 18:33:50 2009

Vial: 12
Operator: PQ
Inst : HP5973 P
Multiplr: 1.00
Quant Results File: R9G1510.RES

Quant Method : C:\MSDCHEM\1...\R9G1510.M (RTE Integrator)
Title : 8260 5ML
Last Update : Fri Jul 24 18:32:28 2009
Response via : Initial Calibration
DataAcq Meth : VOA

	Compound		R.T.	QIon	Response	Conc Unit	Qvalue
33)	C065	1,2-Dichloroethane	0.00	62	0	N.D.	
34)	C110	2-Butanone	0.00	43	0	N.D.	
35)	C256	Cyclohexane	8.78	56	2596	N.D.	
36)	C150	Trichloroethene	9.87	95	119	N.D.	
37)	C140	1,2-Dichloropropane	0.00	63	0	N.D.	
38)	C278	Dibromomethane	0.00	93	0	N.D.	
39)	C130	Bromodichloromethane	0.00	83	0	N.D.	
40)	C161	2-Chloroethylvinyl E	0.00	63	0	N.D.	
41)	C012	Methylcycolhexane	10.15	83	121	N.D.	
42)	C145	cis-1,3-Dichloroprop	0.00	75	0	N.D.	
45)	C230	Toluene	11.49	92	1844	N.D.	
46)	C170	trans-1,3-Dichloropr	0.00	75	0	N.D.	
47)	C284	Ethyl Methacrylate	0.00	69	0	N.D.	
48)	C160	1,1,2-Trichloroethan	0.00	83	0	N.D.	
49)	C210	4-Methyl-2-pentanone	0.00	43	0	N.D.	
50)	C220	Tetrachloroethene	0.00	166	0	N.D.	
51)	C221	1,3-Dichloropropane	0.00	76	0	N.D.	
52)	C155	Dibromochloromethane	0.00	129	0	N.D.	
53)	C163	1,2-Dibromoethane	0.00	107	0	N.D.	
54)	C215	2-Hexanone	0.00	43	0	N.D.	
55)	C235	Chlorobenzene	0.00	112	0	N.D.	
56)	C281	1,1,1,2-Tetrachloroe	0.00	131	0	N.D.	
57)	C240	Ethylbenzene	13.52	91	474	N.D.	
58)	C246	m,p-Xylene	13.67	106	418	N.D.	
59)	C247	o-Xylene	0.00	106	0	N.D.	
60)	C245	Styrene	0.00	104	0	N.D.	
63)	C180	Bromoform	0.00	173	0	N.D.	
64)	C966	Isopropylbenzene	14.77	105	1484	N.D.	
65)	C301	Bromobenzene	0.00	156	0	N.D.	
66)	C225	1,1,2,2-Tetrachloroe	0.00	83	0	N.D.	
67)	C282	1,2,3-Trichloropropa	0.00	110	0	N.D.	
68)	C283	t-1,4-Dichloro-2-But	0.00	89	0	N.D.	
69)	C302	n-Propylbenzene	15.37	91	1120	N.D.	
70)	C303	2-Chlorotoluene	0.00	126	0	N.D.	
71)	C289	4-Chlorotoluene	0.00	126	0	N.D.	
72)	C304	1,3,5-Trimethylbenze	0.00	105	0	N.D.	
73)	C306	tert-Butylbenzene	0.00	134	0	N.D.	
74)	C307	1,2,4-Trimethylbenze	16.17	105	1789	N.D.	
75)	C308	sec-Butylbenzene	16.42	105	415	N.D.	
76)	C260	1,3-Dichlorobenzene	0.00	146	0	N.D.	
77)	C309	4-Isopropyltoluene	0.00	119	0	N.D.	
78)	C267	1,4-Dichlorobenzene	0.00	146	0	N.D.	
79)	C249	1,2-Dichlorobenzene	0.00	146	0	N.D.	
80)	C310	n-Butylbenzene	0.00	91	0	N.D.	
81)	C286	1,2-Dibromo-3-Chloro	0.00	75	0	N.D.	
82)	C313	1,2,4-Trichlorobenze	0.00	180	0	N.D.	
83)	C316	Hexachlorobutadiene	0.00	225	0	N.D.	
84)	C314	Naphthalene	20.19	128	952	N.D.	
85)	C934	1,2,3-Trichlorobenze	0.00	180	0	N.D.	

(#) = qualifier out of range (m) = manual integration

Data File : H:\GCMS_VOA\P\072409\P9959.D
Acq On : 24 Jul 2009 16:11
Sample : RSG0821-05
Misc :
MS Integration Params: RTEINT.P
Quant Time: Jul 24 18:31 2009

Vial: 12
Operator: PQ
Inst : HP5973 P
Multiplr: 1.00

Quant Results File: R9G1510.RES

Method : C:\MSDCHEM\1\METHODS\8260_5ML\R9G1510.M (RTE Integrator)
Title : 8260 5ML
Last Update : Fri Jul 24 18:32:28 2009
Response via : Initial Calibration



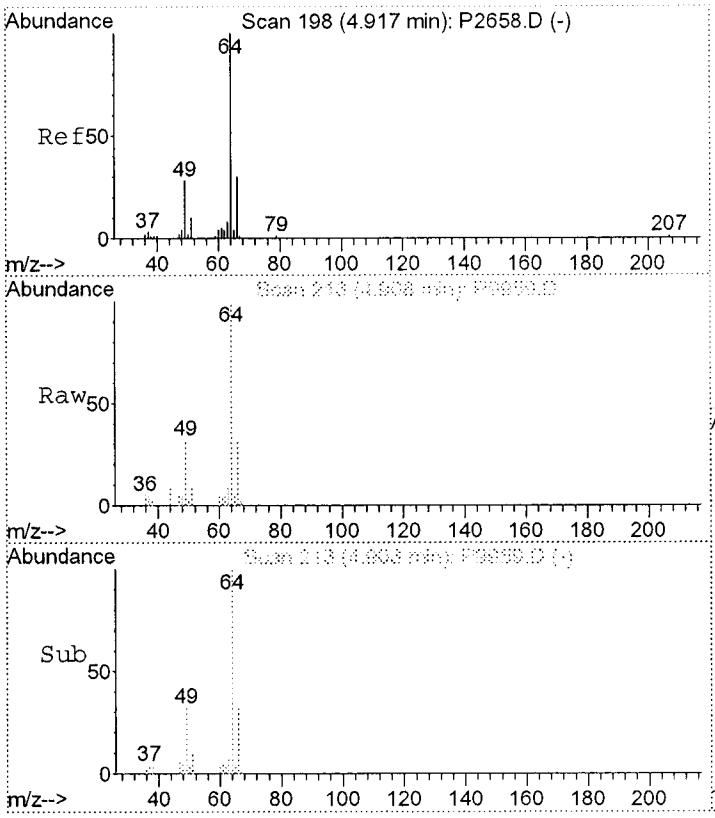

#6
C025 Chloroethane
Concen: 12.26 ug/L
RT: 4.91 min Scan# 213
Delta R.T. 0.02 min
Lab File: P9959.D
Acq: 24 Jul 2009 16:11

Tgt Ion: 64 Resp: 49602

Ion	Ratio	Lower	Upper
64	100		
66	31.8	10.6	50.6

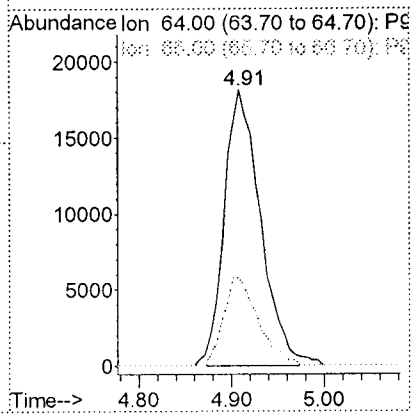

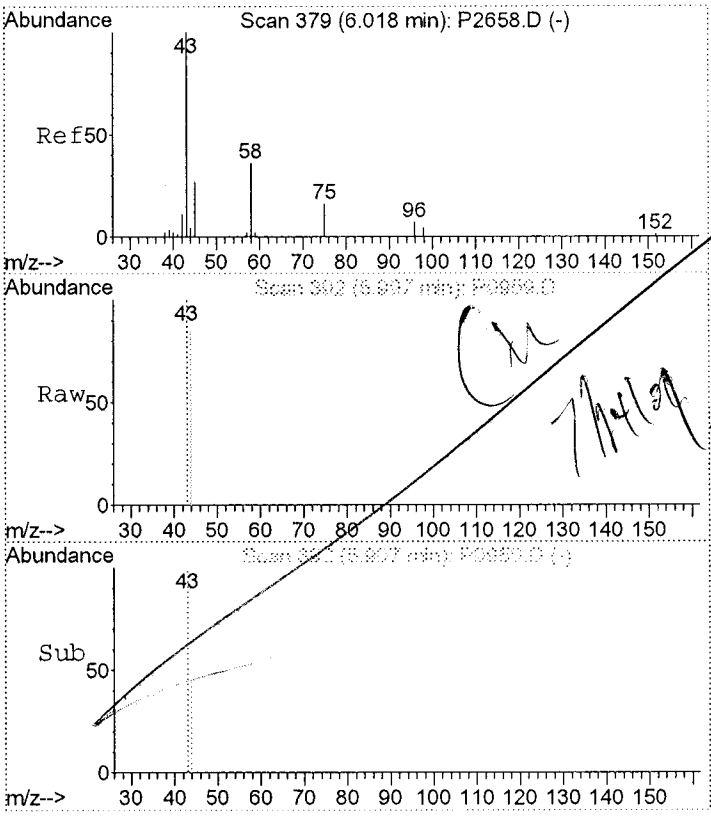

#13
C035 Acetone
Concen: 1.28 ug/L
RT: 6.00 min Scan# 392
Delta R.T. 0.04 min
Lab File: P9959.D
Acq: 24 Jul 2009 16:11

Tgt Ion: 43 Resp: 3610

Ion	Ratio	Lower	Upper
43	100		
58	0.0	24.2	36.2#

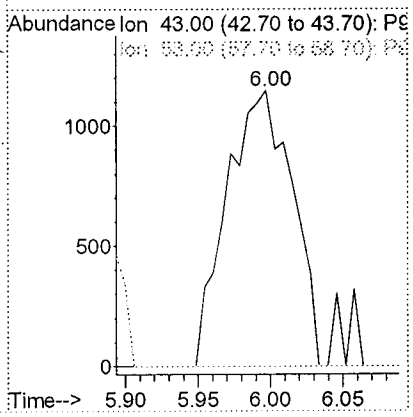

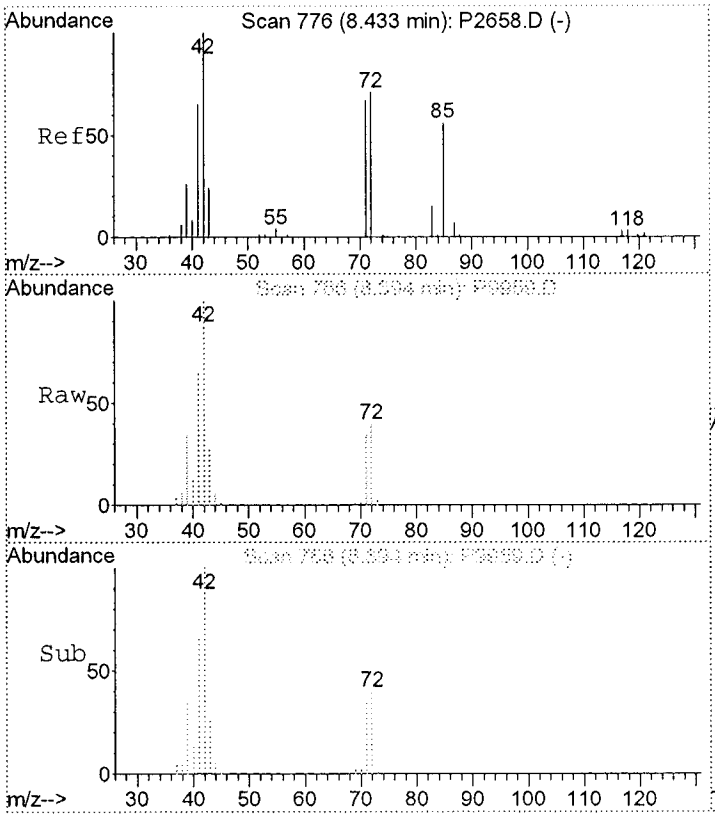

#24
C272 Tetrahydrofuran
Concen: 41.02 ug/L
RT: 8.39 min Scan# 786
Delta R.T. 0.01 min
Lab File: P9959.D
Acq: 24 Jul 2009 16:11

Tgt Ion: 42 Resp: 105084

Ion	Ratio	Lower	Upper
42	100		
71	35.3	29.8	44.6
72	40.4	33.4	50.0

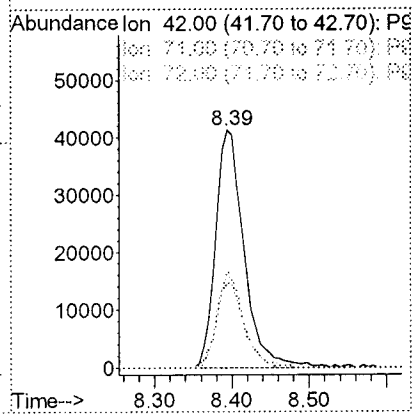

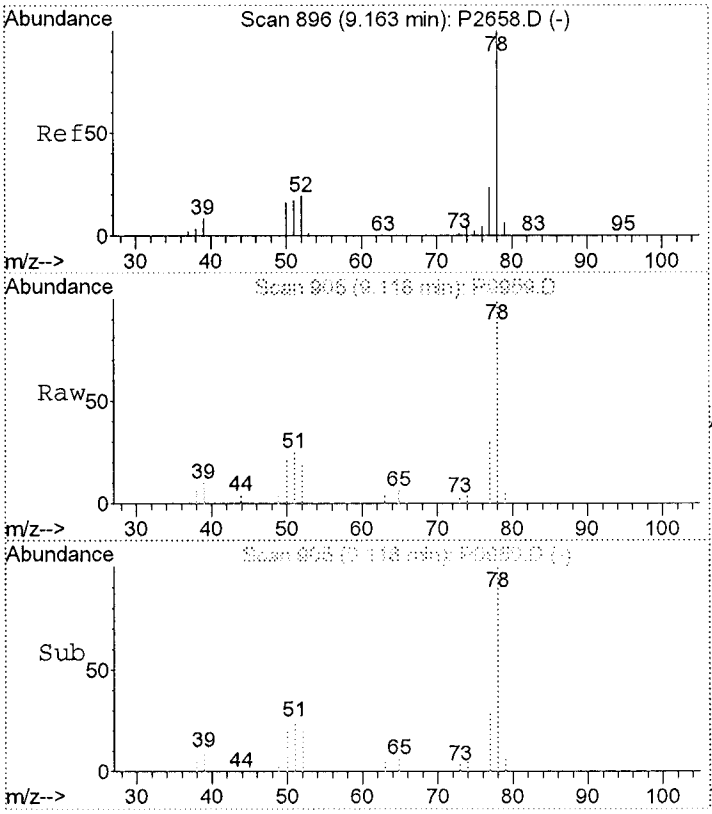

#32
C165 Benzene
Concen: 0.76 ug/L
RT: 9.12 min Scan# 905
Delta R.T. 0.01 min
Lab File: P9959.D
Acq: 24 Jul 2009 16:11

Tgt Ion: 78 Resp: 21359

Ion	Ratio	Lower	Upper
78	100		
77	30.3	2.7	42.7

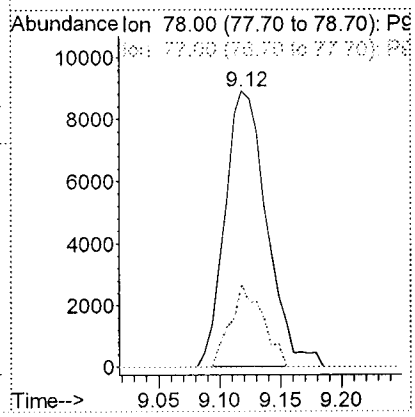

MW-3

Form 1
ORGANIC ANALYSIS DATA SHEET
8260B

Laboratory:	TestAmerica Buffalo			SDG:	
Client:	AECOM - Amherst, NY			Project:	AECOM, Inc. - Scott Aviation site - NY3A9023
Matrix:	Ground Water	Laboratory ID:	RSG0821-06	File ID:	P9960.D
Sampled:	07/22/09 10:15	Prepared:	07/24/09 10:05	Analyzed:	07/24/09 16:39
Solids:		Preparation:	5030B MS	Initial/Final:	5 mL / 5 mL
Batch:	9G24038	Sequence:	RG92407	Calibration:	R9G1510
Instrument:	HP5973P				

CAS NO.	COMPOUND	DILUTION	CONC. (ug/L)	Q
71-55-6	1,1,1-Trichloroethane	1	5.0	U
79-34-5	1,1,2,2-Tetrachloroethane	1	5.0	U
76-13-1	1,1,2-Trichloro-1,2,2-trifluoroethane	1	5.0	U
79-00-5	1,1,2-Trichloroethane	1	5.0	U
75-34-3	1,1-Dichloroethane	1	10	
75-35-4	1,1-Dichloroethene	1	5.0	U
120-82-1	1,2,4-Trichlorobenzene	1	5.0	U
96-12-8	1,2-Dibromo-3-chloropropane	1	5.0	U
106-93-4	1,2-Dibromoethane	1	5.0	U
95-50-1	1,2-Dichlorobenzene	1	5.0	U
107-06-2	1,2-Dichloroethane	1	5.0	U
78-87-5	1,2-Dichloropropane	1	5.0	U
541-73-1	1,3-Dichlorobenzene	1	5.0	U
106-46-7	1,4-Dichlorobenzene	1	5.0	U
78-93-3	2-Butanone	1	25	U
591-78-6	2-Hexanone	1	25	U
108-10-1	4-Methyl-2-pentanone	1	25	U
67-64-1	Acetone	1	25	U
71-43-2	Benzene	1	5.0	U
75-27-4	Bromodichloromethane	1	5.0	U
75-25-2	Bromoform	1	5.0	U
74-83-9	Bromomethane	1	5.0	U
75-15-0	Carbon disulfide	1	5.0	U
56-23-5	Carbon Tetrachloride	1	5.0	U
108-90-7	Chlorobenzene	1	5.0	U
75-00-3	Chloroethane	1	4.5	J
67-66-3	Chloroform	1	5.0	U
74-87-3	Chloromethane	1	5.0	U
156-59-2	cis-1,2-Dichloroethene	1	2.5	J
10061-01-5	cis-1,3-Dichloropropene	1	5.0	U
110-82-7	Cyclohexane	1	5.0	U
124-48-1	Dibromochloromethane	1	5.0	U
75-71-8	Dichlorodifluoromethane	1	5.0	U
100-41-4	Ethylbenzene	1	5.0	U
98-82-8	Isopropylbenzene	1	5.0	U
79-20-9	Methyl Acetate	1	5.0	U
108-87-2	Methylcyclohexane	1	5.0	U
75-09-2	Methylene Chloride	1	5.0	U
1634-04-4	Methyl-t-Butyl Ether (MTBE)	1	5.0	U

MW-3

Form 1
ORGANIC ANALYSIS DATA SHEET
8260B

Laboratory:	TestAmerica Buffalo		SDG:		
Client:	AECOM - Amherst, NY		Project:	AECOM, Inc. - Scott Aviation site - NY3A9023	
Matrix:	Ground Water	Laboratory ID:	RSG0821-06	File ID:	P9960.D
Sampled:	07/22/09 10:15	Prepared:	07/24/09 10:05	Analyzed:	07/24/09 16:39
Solids:		Preparation:	5030B MS	Initial/Final:	5 mL / 5 mL

Batch: 9G24038 Sequence: RG92407 Calibration: R9G1510 Instrument: HP5973P

CAS NO.	COMPOUND	DILUTION	CONC. (ug/L)	Q
100-42-5	Styrene	1	5.0	U
127-18-4	Tetrachloroethene	1	5.0	U
108-88-3	Toluene	1	5.0	U
156-60-5	trans-1,2-Dichloroethene	1	5.0	U
10061-02-6	trans-1,3-Dichloropropene	1	5.0	U
79-01-6	Trichloroethene	1	5.0	U
75-69-4	Trichlorofluoromethane	1	5.0	U
75-01-4	Vinyl chloride	1	23	
1330-20-7	Xylenes, total	1	15	U

SYSTEM MONITORING COMPOUND	ADDED (ug/L)	CONC (ug/L)	% REC	QC LIMITS	Q
1,2-Dichloroethane-d4	25.0	28.0	112	66 - 137	
4-Bromofluorobenzene	25.0	22.8	91	73 - 120	
Toluene-d8	25.0	23.8	95	71 - 126	

INTERNAL STANDARD	AREA	RT	REF AREA	REF RT	Q
1,4-Dichlorobenzene-d4	245207	16.73	332512	16.73	
1,4-Difluorobenzene	467702	9.5	632434	9.49	
Chlorobenzene-d5	454416	13.36	611788	13.36	

* Values outside of QC limits

Quantitation Report

Data File : H:\GCMS_VOA\P\072409\P9960.D Vial: 13
Acq On : 24 Jul 2009 16:39 Operator: PQ
Sample : RSG0821-06 Inst : HP5973 P
Misc : Multiplr: 1.00
MS Integration Params: RTEINT.P
Quant Time: Jul 24 18:33:56 2009 Quant Results File: R9G1510.RES

Quant Method : C:\MSDCHEM\1...\R9G1510.M (RTE Integrator)
Title : 8260 5ML
Last Update : Fri Jul 24 18:32:28 2009
Response via : Initial Calibration
DataAcq Meth : VOA
IS QA File : H:\GCMS_VOA\P\072409\P9948.D (24 Jul 2009 10:25)

7/27/09 QA

Internal Standards	R.T.	QIon	Response	Conc Units	Dev(Min) Rcv(Ar)
1) CI10 1,4-Difluorobenzene	9.50	114	467702	25.00 ug/L	0.00 73.95%
43) CI20 Chlorobenzene-D5	13.36	117	454416	25.00 ug/L	0.00 74.28%
62) CI30 1,4-Dichlorobenzene-	16.73	152	245207	25.00 ug/L	0.00 73.74%

System Monitoring Compounds

30) CS87 Dibromofluoromethane	8.58	111	182570	26.09 ug/L	0.01
Spiked Amount 25.000 Range 70 - 130 Recovery = 104.36%					
31) CS15 1,2-Dichloroethane-D	9.01	65	274753	28.03 ug/L	0.00
Spiked Amount 25.000 Range 66 - 137 Recovery = 112.12%					
44) CS05 Toluene-D8	11.39	98	614197	23.82 ug/L	0.00
Spiked Amount 25.000 Range 71 - 126 Recovery = 95.28%					
61) CS10 p-Bromofluorobenzene	15.01	174	182700	22.84 ug/L	0.00
Spiked Amount 25.000 Range 73 - 120 Recovery = 91.36%					

Target Compounds

					Qvalue
2) C290 Dichlorodifluorometh	0.00	85	0	N.D.	
3) C010 Chloromethane	0.00	50	0	N.D.	
4) C020 Vinyl chloride	4.27	62	169648	23.40 ug/L	92
5) C015 Bromomethane	0.00	94	0	N.D.	
6) C025 Chloroethane	4.91	64	17509	4.54 ug/L	99
7) C275 Trichlorofluorometha	0.00	101	0	N.D.	
8) C045 1,1-Dichloroethene	0.00	96	0	N.D.	
9) C030 Methylene chloride	0.00	84	0	N.D.	
10) C040 Carbon disulfide	6.35	76	116	N.D.	
11) C036 Acrolein	0.00	56	0	N.D.	
12) C038 Acrylonitrile	0.00	53	0	N.D.	
13) C035 Acetone	5.98	43	2133	0.79 ug/L #	44
14) C300 Acetonitrile	0.00	41	0	N.D.	
15) C276 Iodomethane	0.00	142	0	N.D.	
16) C291 1,1,2 Trichloro-1,2,	0.00	101	0	N.D.	
17) C962 T-butyl Methyl Ether	0.00	73	0	N.D.	
18) C057 trans-1,2-Dichloroet	6.87	96	2321	N.D.	
19) C255 Methyl Acetate	0.00	43	0	N.D.	
20) C050 1,1-Dichloroethane	7.37	63	133598	10.13 ug/L	99
21) C125 Vinyl Acetate	0.00	43	0	N.D.	
22) C051 2,2-Dichloropropane	0.00	77	0	N.D.	
23) C056 cis-1,2-Dichloroethe	8.05	96	18743	2.47 ug/L	97
24) C272 Tetrahydrofuran	8.40	42	17405	7.13 ug/L	93
25) C222 Bromochloromethane	0.00	128	0	N.D.	
26) C060 Chloroform	0.00	83	0	N.D.	
27) C115 1,1,1-Trichloroethan	0.00	97	0	N.D.	
28) C120 Carbon tetrachloride	0.00	117	0	N.D.	
29) C116 1,1-Dichloropropene	0.00	75	0	N.D.	
32) C165 Benzene	9.12	78	1386	N.D.	

(#) = qualifier out of range (m) = manual integration

8/4/09

Quantitation Report

Data File : H:\GCMS_VOA\P\072409\P9960.D
Acq On : 24 Jul 2009 16:39
Sample : RSG0821-06
Misc :
MS Integration Params: RTEINT.P
Quant Time: Jul 24 18:33:56 2009

Vial: 13
Operator: PQ
Inst : HP5973 P
Multiplr: 1.00

Quant Results File: R9G1510.RES

Quant Method : C:\MSDCHEM\1...\R9G1510.M (RTE Integrator)
Title : 8260 5ML
Last Update : Fri Jul 24 18:32:28 2009
Response via : Initial Calibration
DataAcq Meth : VOA

	Compound		R.T.	QIon	Response	Conc Unit	Qvalue
33)	C065	1,2-Dichloroethane	9.11	62	1910	N.D.	
34)	C110	~~2-Butanone~~	8.13	43	2872	0.70 ug/L #	51
35)	C256	Cyclohexane	0.00	56	0	N.D.	
36)	C150	Trichloroethene	0.00	95	0	N.D.	
37)	C140	1,2-Dichloropropane	0.00	63	0	N.D.	
38)	C278	Dibromomethane	0.00	93	0	N.D.	
39)	C130	Bromodichloromethane	0.00	83	0	N.D.	
40)	C161	2-Chloroethylvinyl E	0.00	63	0	N.D.	
41)	C012	Methylcycolhexane	0.00	83	0	N.D.	
42)	C145	cis-1,3-Dichloroprop	0.00	75	0	N.D.	
45)	C230	Toluene	11.48	92	1683	N.D.	
46)	C170	trans-1,3-Dichloropr	0.00	75	0	N.D.	
47)	C284	Ethyl Methacrylate	0.00	69	0	N.D.	
48)	C160	1,1,2-Trichloroethan	0.00	83	0	N.D.	
49)	C210	4-Methyl-2-pentanone	0.00	43	0	N.D.	
50)	C220	Tetrachloroethene	0.00	166	0	N.D.	
51)	C221	1,3-Dichloropropane	0.00	76	0	N.D.	
52)	C155	Dibromochloromethane	0.00	129	0	N.D.	
53)	C163	1,2-Dibromoethane	0.00	107	0	N.D.	
54)	C215	2-Hexanone	0.00	43	0	N.D.	
55)	C235	Chlorobenzene	0.00	112	0	N.D.	
56)	C281	1,1,1,2-Tetrachloroe	0.00	131	0	N.D.	
57)	C240	Ethylbenzene	13.52	91	612	N.D.	
58)	C246	m,p-Xylene	13.66	106	923	N.D.	
59)	C247	o-Xylene	0.00	106	0	N.D.	
60)	C245	Styrene	0.00	104	0	N.D.	
63)	C180	Bromoform	0.00	173	0	N.D.	
64)	C966	Isopropylbenzene	0.00	105	0	N.D.	
65)	C301	Bromobenzene	0.00	156	0	N.D.	
66)	C225	1,1,2,2-Tetrachloroe	0.00	83	0	N.D.	
67)	C282	1,2,3-Trichloropropa	0.00	110	0	N.D.	
68)	C283	t-1,4-Dichloro-2-But	0.00	89	0	N.D.	
69)	C302	n-Propylbenzene	0.00	91	0	N.D.	
70)	C303	2-Chlorotoluene	0.00	126	0	N.D.	
71)	C289	4-Chlorotoluene	0.00	126	0	N.D.	
72)	C304	1,3,5-Trimethylbenze	15.49	105	497	N.D.	
73)	C306	tert-Butylbenzene	0.00	134	0	N.D.	
74)	C307	1,2,4-Trimethylbenze	16.17	105	1099	N.D.	
75)	C308	sec-Butylbenzene	0.00	105	0	N.D.	
76)	C260	1,3-Dichlorobenzene	0.00	146	0	N.D.	
77)	C309	4-Isopropyltoluene	0.00	119	0	N.D.	
78)	C267	1,4-Dichlorobenzene	0.00	146	0	N.D.	
79)	C249	1,2-Dichlorobenzene	0.00	146	0	N.D.	
80)	C310	n-Butylbenzene	0.00	91	0	N.D.	
81)	C286	1,2-Dibromo-3-Chloro	0.00	75	0	N.D.	
82)	C313	1,2,4-Trichlorobenze	0.00	180	0	N.D.	
83)	C316	Hexachlorobutadiene	0.00	225	0	N.D.	
84)	C314	Naphthalene	20.18	128	918	N.D.	
85)	C934	1,2,3-Trichlorobenze	0.00	180	0	N.D.	

(#) = qualifier out of range (m) = manual integration

Data File : H:\GCMS_VOA\P\072409\P9960.D
Acq On : 24 Jul 2009 16:39
Sample : RSG0821-06
Misc :
MS Integration Params: RTEINT.P
Quant Time: Jul 24 18:32 2009

Vial: 13
Operator: PQ
Inst : HP5973 P
Multiplr: 1.00

Quant Results File: R9G1510.RES

Method : C:\MSDCHEM\1\METHODS\8260_5ML\R9G1510.M (RTE Integrator)
Title : 8260 5ML
Last Update : Fri Jul 24 18:32:28 2009
Response via : Initial Calibration



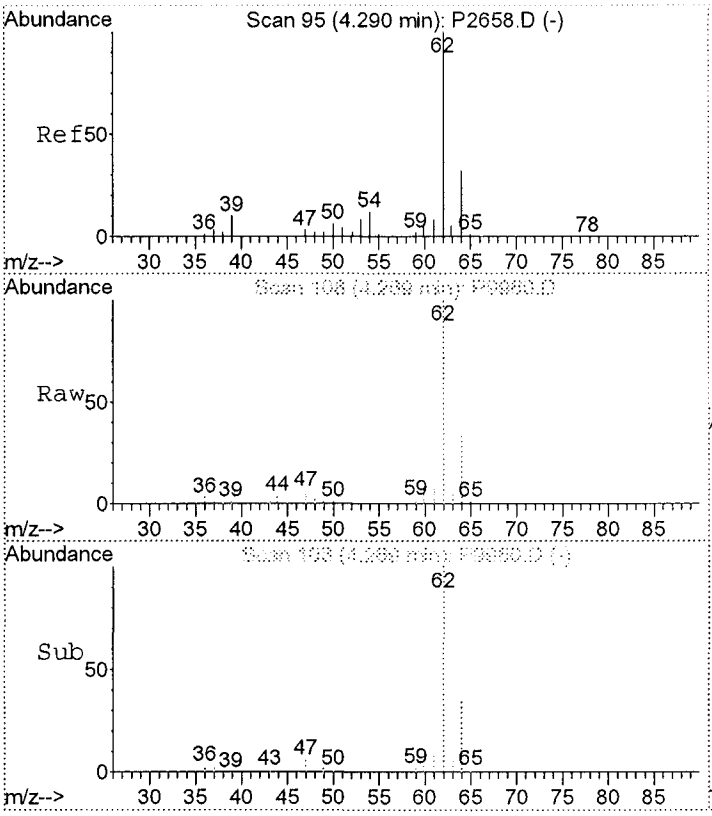

#4
C020 Vinyl chloride
Concen: 23.40 ug/L
RT: 4.27 min Scan# 108
Delta R.T. 0.01 min
Lab File: P9960.D
Acq: 24 Jul 2009 16:39

Tgt Ion: 62 Resp: 169648

Ion	Ratio	Lower	Upper
62	100		
64	35.3	11.1	51.1

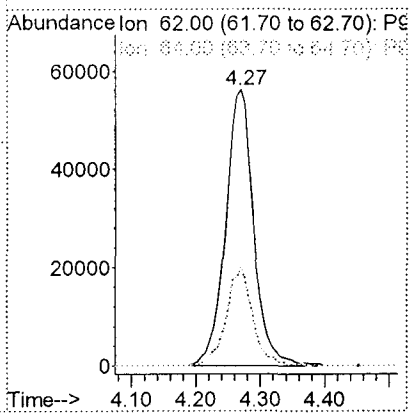

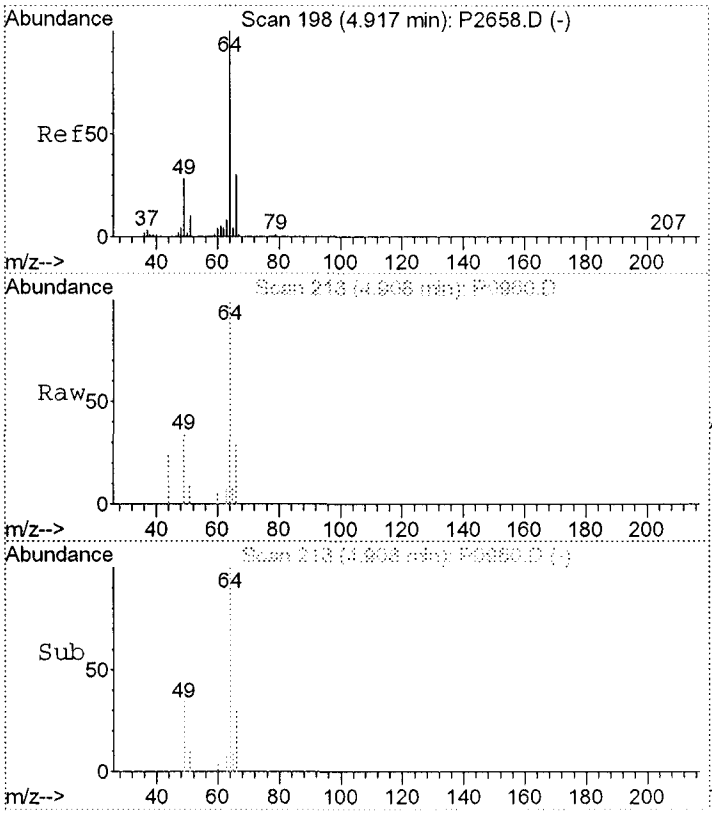

#6
C025 Chloroethane
Concen: 4.54 ug/L
RT: 4.91 min Scan# 213
Delta R.T. 0.02 min
Lab File: P9960.D
Acq: 24 Jul 2009 16:39

Tgt Ion: 64 Resp: 17509

Ion	Ratio	Lower	Upper
64	100		
66	30.3	10.6	50.6

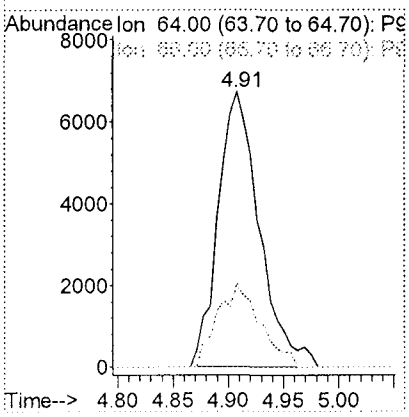

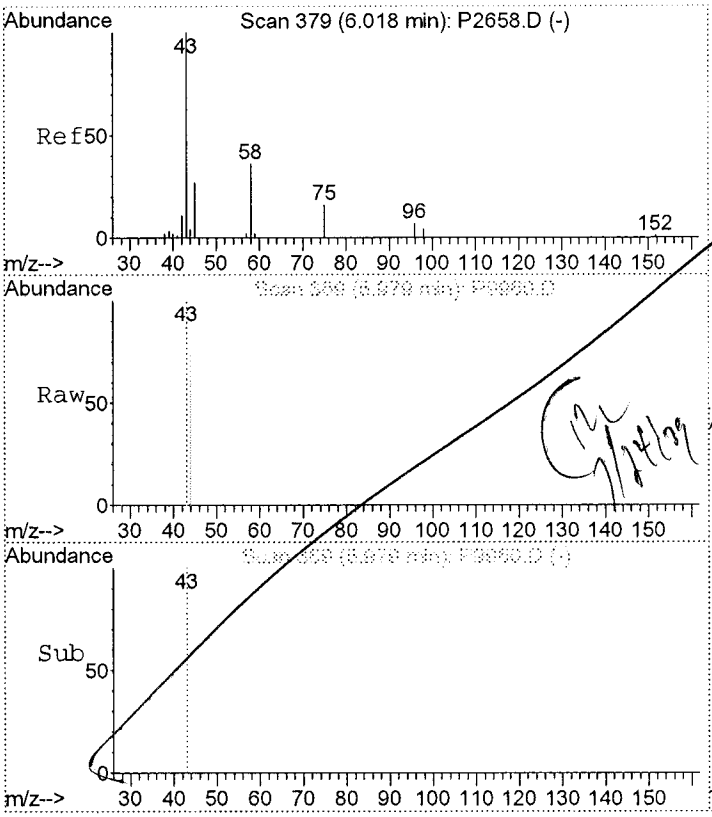

#13
C035 Acetone
Concen: 0.79 ug/L
RT: 5.98 min Scan# 389
Delta R.T. 0.02 min
Lab File: P9960.D
Acq: 24 Jul 2009 16:39

Tgt Ion: 43 Resp: 2133

Ion	Ratio	Lower	Upper
43	100		
58	0.0	24.2	36.2#

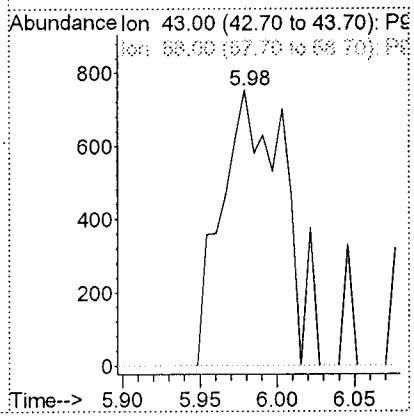

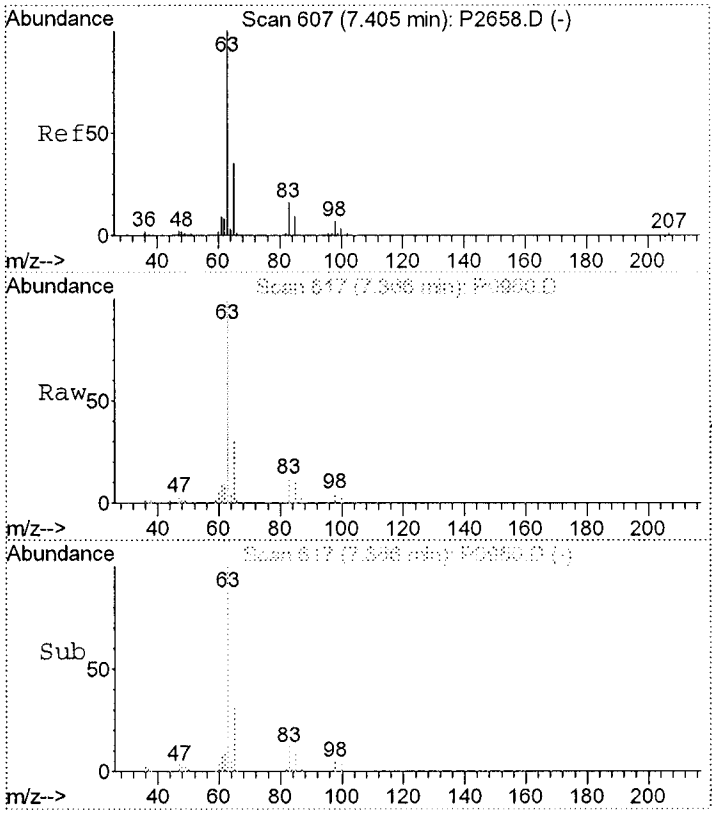

#20
C050 1,1-Dichloroethane
Concen: 10.13 ug/L
RT: 7.37 min Scan# 617
Delta R.T. 0.01 min
Lab File: P9960.D
Acq: 24 Jul 2009 16:39

Tgt Ion: 63 Resp: 133598

Ion	Ratio	Lower	Upper
63	100		
65	31.4	11.1	51.1
83	12.2	0.0	31.6

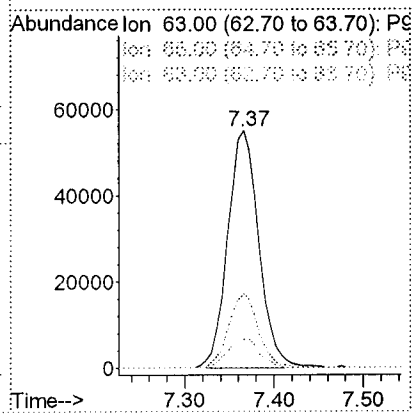

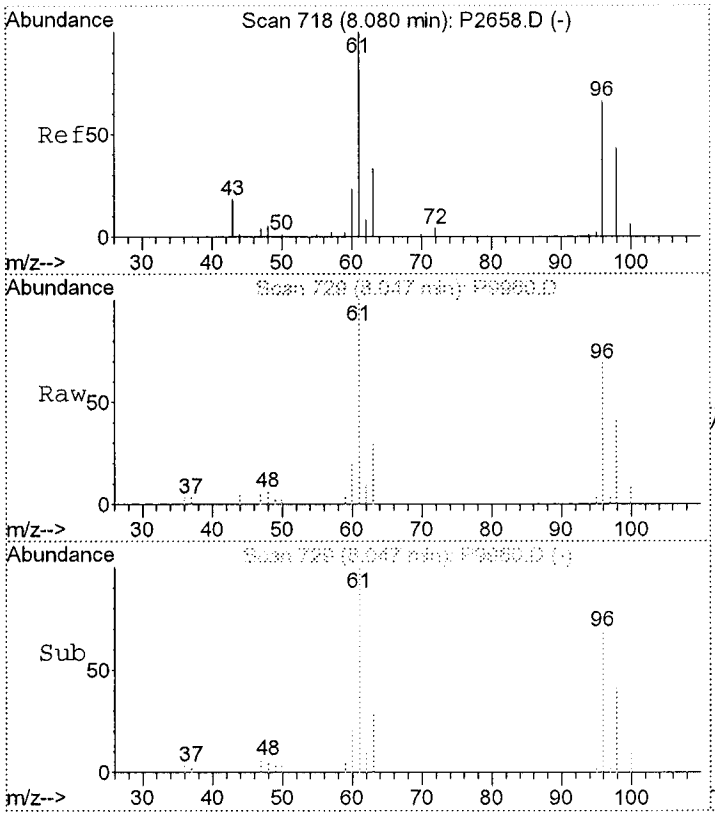

#23
C056 cis-1,2-Dichloroethene
Concen: 2.47 ug/L
RT: 8.05 min Scan# 729
Delta R.T. 0.01 min
Lab File: P9960.D
Acq: 24 Jul 2009 16:39

Tgt Ion: 96 Resp: 18743

Ion	Ratio	Lower	Upper
96	100		
61	145.1	128.0	168.0
98	60.2	43.4	83.4

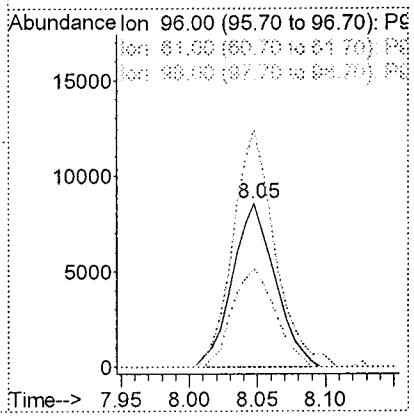

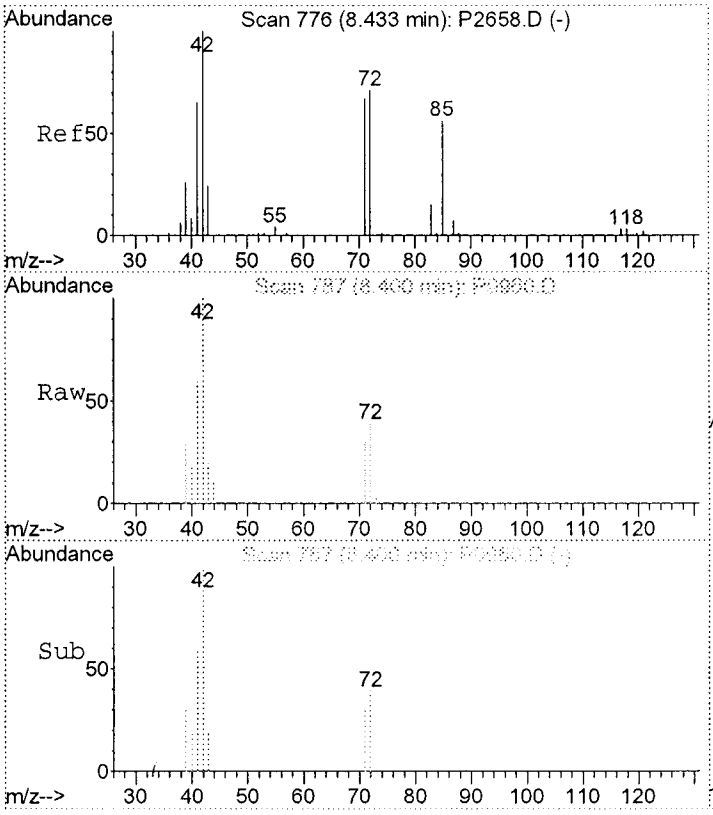

#24
C272 Tetrahydrofuran
Concen: 7.13 ug/L
RT: 8.40 min Scan# 787
Delta R.T. 0.02 min
Lab File: P9960.D
Acq: 24 Jul 2009 16:39

Tgt Ion: 42 Resp: 17405

Ion	Ratio	Lower	Upper
42	100		
71	30.2	29.8	44.6
72	39.5	33.4	50.0

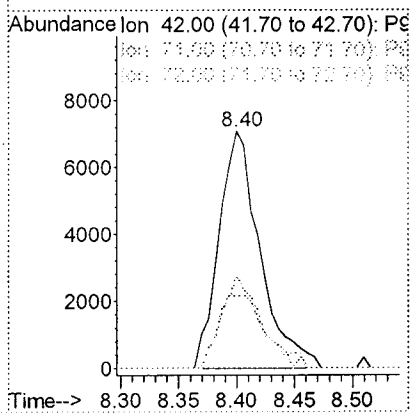

MW-4

Form 1
ORGANIC ANALYSIS DATA SHEET
8260B

Laboratory: TestAmerica Buffalo
SDG:
Client: AECOM - Amherst, NY
Project: AECOM, Inc. - Scott Aviation site - NY3A9023
Matrix: Ground Water
Laboratory ID: RSG0821-07
File ID: P0000.D
Sampled: 07/22/09 13:20
Prepared: 07/25/09 10:52
Analyzed: 07/25/09 14:19
Solids:
Preparation: 5030B MS
Initial/Final: 5 mL / 5 mL
Batch: 9G25007
Sequence: RG92501
Calibration: R9G1510
Instrument: HP5973P

CAS NO.	COMPOUND	DILUTION	CONC. (ug/L)	Q
71-55-6	1,1,1-Trichloroethane	50	110	JD
79-34-5	1,1,2,2-Tetrachloroethane	50	250	UD
76-13-1	1,1,2-Trichloro-1,2,2-trifluoroethane	50	250	UD
79-00-5	1,1,2-Trichloroethane	50	250	UD
75-34-3	1,1-Dichloroethane	50	68	JD
75-35-4	1,1-Dichloroethene	50	41	JD
120-82-1	1,2,4-Trichlorobenzene	50	250	UD
96-12-8	1,2-Dibromo-3-chloropropane	50	250	UD
106-93-4	1,2-Dibromoethane	50	250	UD
95-50-1	1,2-Dichlorobenzene	50	250	UD
107-06-2	1,2-Dichloroethane	50	250	UD
78-87-5	1,2-Dichloropropane	50	250	UD
541-73-1	1,3-Dichlorobenzene	50	250	UD
106-46-7	1,4-Dichlorobenzene	50	250	UD
78-93-3	2-Butanone	50	1200	UD
591-78-6	2-Hexanone	50	1200	UD
108-10-1	4-Methyl-2-pentanone	50	1200	UD
67-64-1	Acetone	50	1200	UD
71-43-2	Benzene	50	250	UD
75-27-4	Bromodichloromethane	50	250	UD
75-25-2	Bromoform	50	250	UD
74-83-9	Bromomethane	50	250	UD
75-15-0	Carbon disulfide	50	250	UD
56-23-5	Carbon Tetrachloride	50	250	UD
108-90-7	Chlorobenzene	50	250	UD
75-00-3	Chloroethane	50	250	UD
67-66-3	Chloroform	50	250	UD
74-87-3	Chloromethane	50	250	UD
156-59-2	cis-1,2-Dichloroethene	50	4700	D
10061-01-5	cis-1,3-Dichloropropene	50	250	UD
110-82-7	Cyclohexane	50	250	UD
124-48-1	Dibromochloromethane	50	250	UD
75-71-8	Dichlorodifluoromethane	50	250	UD
100-41-4	Ethylbenzene	50	250	UD
98-82-8	Isopropylbenzene	50	250	UD
79-20-9	Methyl Acetate	50	250	UD
108-87-2	Methylcyclohexane	50	250	UD
75-09-2	Methylene Chloride	50	250	UD
1634-04-4	Methyl-t-Butyl Ether (MTBE)	50	250	UD

MW-4

Form 1
ORGANIC ANALYSIS DATA SHEET
8260B

Laboratory:	TestAmerica Buffalo			SDG:	
Client:	AECOM - Amherst, NY			Project:	AECOM, Inc. - Scott Aviation site - NY3A9023
Matrix:	Ground Water	Laboratory ID:	RSG0821-07	File ID:	P0000.D
Sampled:	07/22/09 13:20	Prepared:	07/25/09 10:52	Analyzed:	07/25/09 14:19
Solids:		Preparation:	5030B MS	Initial/Final:	5 mL / 5 mL

Batch: 9G25007 Sequence: RG92501 Calibration: R9G1510 Instrument: HP5973P

CAS NO.	COMPOUND	DILUTION	CONC. (ug/L)	Q
100-42-5	Styrene	50	250	UD
127-18-4	Tetrachloroethene	50	250	UD
108-88-3	Toluene	50	250	UD
156-60-5	trans-1,2-Dichloroethene	50	250	UD
10061-02-6	trans-1,3-Dichloropropene	50	250	UD
79-01-6	Trichloroethene	50	2300	D
75-69-4	Trichlorofluoromethane	50	250	UD
75-01-4	Vinyl chloride	50	410	D
1330-20-7	Xylenes, total	50	750	UD

SYSTEM MONITORING COMPOUND	ADDED (ug/L)	CONC (ug/L)	% REC	QC LIMITS	Q
1,2-Dichloroethane-d4	25.0	29.2	117	66 - 137	D
4-Bromofluorobenzene	25.0	23.6	94	73 - 120	D
Toluene-d8	25.0	24.1	96	71 - 126	D

INTERNAL STANDARD	AREA	RT	REF AREA	REF RT	Q
1,4-Dichlorobenzene-d4	239951	16.74	302534	16.73	
1,4-Difluorobenzene	461453	9.5	517323	9.49	
Chlorobenzene-d5	447360	13.36	527531	13.36	

* Values outside of QC limits

Quantitation Report

Data File : H:\GCMS_VOA\P\072509\P0000.D Vial: 7
Acq On : 25 Jul 2009 14:19 Operator: PQ
Sample : RSG0821-07@50X Inst : HP5973 P
Misc : Multiplr: 1.00
MS Integration Params: RTEINT.P
Quant Time: Jul 26 14:01:57 2009 Quant Results File: R9G1510.RES

Quant Method : C:\MSDCHEM\1...\R9G1510.M (RTE Integrator)
Title : 8260 5ML
Last Update : Sun Jul 26 14:01:36 2009
Response via : Initial Calibration
DataAcq Meth : VOA
IS QA File : H:\GCMS_VOA\P\072509\P9996.D (25 Jul 2009 11:56)

Sr Ex 7/26/09

Internal Standards	R.T.	QIon	Response	Conc Units	Dev(Min) Rcv(Ar)
1) CI10 1,4-Difluorobenzene	9.50	114	461453	25.00 ug/L	0.00 89.20%
43) CI20 Chlorobenzene-D5	13.36	117	447360	25.00 ug/L	0.00 84.80%
62) CI30 1,4-Dichlorobenzene-	16.74	152	239951	25.00 ug/L	0.00 79.31%

System Monitoring Compounds

30) CS87 Dibromofluoromethane	8.58	111	185468	26.87 ug/L	0.00
Spiked Amount 25.000 Range 70 - 130 Recovery = 107.48%					
31) CS15 1,2-Dichloroethane-D	9.01	65	282145	29.18 ug/L	0.00
Spiked Amount 25.000 Range 66 - 137 Recovery = 116.72%					
44) CS05 Toluene-D8	11.40	98	611088	24.08 ug/L	0.00
Spiked Amount 25.000 Range 71 - 126 Recovery = 96.32%					
61) CS10 p-Bromofluorobenzene	15.02	174	185728	23.58 ug/L	0.00
Spiked Amount 25.000 Range 73 - 120 Recovery = 94.32%					

Target Compounds

					Qvalue
2) C290 Dichlorodifluorometh	0.00	85	0	N.D.	
3) C010 Chloromethane	0.00	50	0	N.D.	
4) C020 Vinyl chloride	4.26	62	59017	8.25 ug/L	96
5) C015 Bromomethane	0.00	94	0	N.D.	
6) C025 Chloroethane	0.00	64	0	N.D.	
7) C275 Trichlorofluorometha	0.00	101	0	N.D.	
8) C045 1,1-Dichloroethene	5.97	96	4714	0.82 ug/L	88
9) C030 Methylene chloride	6.54	84	10660	Below Cal #	85
10) C040 Carbon disulfide	0.00	76	0	N.D.	
11) C036 Acrolein	0.00	56	0	N.D.	
12) C038 Acrylonitrile	0.00	53	0	N.D.	
13) C035 Acetone	6.00	43	113	N.D.	
14) C300 Acetonitrile	0.00	41	0	N.D.	
15) C276 Iodomethane	0.00	142	0	N.D.	
16) C291 1,1,2 Trichloro-1,2,	0.00	101	0	N.D.	
17) C962 T-butyl Methyl Ether	0.00	73	0	N.D.	
18) C057 trans-1,2-Dichloroet	6.87	96	1464	N.D.	
19) C255 Methyl Acetate	0.00	43	0	N.D.	
20) C050 1,1-Dichloroethane	7.36	63	17538	1.35 ug/L	95
21) C125 Vinyl Acetate	0.00	43	0	N.D.	
22) C051 2,2-Dichloropropane	0.00	77	0	N.D.	
23) C056 cis-1,2-Dichloroethe	8.04	96	702015	93.76 ug/L	99
24) C272 Tetrahydrofuran	0.00	42	0	N.D.	
25) C222 Bromochloromethane	0.00	128	0	N.D.	
26) C060 Chloroform	8.39	83	111	N.D.	
27) C115 1,1,1-Trichloroethan	8.67	97	28991	2.26 ug/L	99
28) C120 Carbon tetrachloride	0.00	117	0	N.D.	
29) C116 1,1-Dichloropropene	0.00	75	0	N.D.	
32) C165 Benzene	9.12	78	1369	N.D.	

(#) = qualifier out of range (m) = manual integration

8/4/09

Quantitation Report

Data File : H:\GCMS_VOA\P\072509\P0000.D
Acq On : 25 Jul 2009 14:19
Sample : RSG0821-07@50X
Misc :
MS Integration Params: RTEINT.P
Quant Time: Jul 26 14:01:57 2009

Vial: 7
Operator: PQ
Inst : HP5973 P
Multiplr: 1.00
Quant Results File: R9G1510.RES

Quant Method : C:\MSDCHEM\1...\R9G1510.M (RTE Integrator)
Title : 8260 5ML
Last Update : Sun Jul 26 14:01:36 2009
Response via : Initial Calibration
DataAcq Meth : VOA

	Compound		R.T.	QIon	Response	Conc Unit	Qvalue
33)	C065	1,2-Dichloroethane	0.00	62	0	N.D.	
34)	C110	2-Butanone	0.00	43	0	N.D.	
35)	C256	Cyclohexane	0.00	56	0	N.D.	
36)	C150	Trichloroethene	9.87	95	341611	45.43 ug/L	94
37)	C140	1,2-Dichloropropane	0.00	63	0	N.D.	
38)	C278	Dibromomethane	0.00	93	0	N.D.	
39)	C130	Bromodichloromethane	0.00	83	0	N.D.	
40)	C161	2-Chloroethylvinyl E	0.00	63	0	N.D.	
41)	C012	Methylcycolhexane	0.00	83	0	N.D.	
42)	C145	cis-1,3-Dichloroprop	0.00	75	0	N.D.	
45)	C230	Toluene	11.49	92	158	N.D.	
46)	C170	trans-1,3-Dichloropr	0.00	75	0	N.D.	
47)	C284	Ethyl Methacrylate	0.00	69	0	N.D.	
48)	C160	1,1,2-Trichloroethan	0.00	83	0	N.D.	
49)	C210	4-Methyl-2-pentanone	0.00	43	0	N.D.	
50)	C220	Tetrachloroethene	0.00	166	0	N.D.	
51)	C221	1,3-Dichloropropane	0.00	76	0	N.D.	
52)	C155	Dibromochloromethane	0.00	129	0	N.D.	
53)	C163	1,2-Dibromoethane	0.00	107	0	N.D.	
54)	C215	2-Hexanone	0.00	43	0	N.D.	
55)	C235	Chlorobenzene	13.41	112	118	N.D.	
56)	C281	1,1,1,2-Tetrachloroe	0.00	131	0	N.D.	
57)	C240	Ethylbenzene	13.36	91	658	N.D.	
58)	C246	m,p-Xylene	0.00	106	0	N.D.	
59)	C247	o-Xylene	0.00	106	0	N.D.	
60)	C245	Styrene	0.00	104	0	N.D.	
63)	C180	Bromoform	0.00	173	0	N.D.	
64)	C966	Isopropylbenzene	0.00	105	0	N.D.	
65)	C301	Bromobenzene	0.00	156	0	N.D.	
66)	C225	1,1,2,2-Tetrachloroe	0.00	83	0	N.D.	
67)	C282	1,2,3-Trichloropropa	0.00	110	0	N.D.	
68)	C283	t-1,4-Dichloro-2-But	0.00	89	0	N.D.	
69)	C302	n-Propylbenzene	0.00	91	0	N.D.	
70)	C303	2-Chlorotoluene	0.00	126	0	N.D.	
71)	C289	4-Chlorotoluene	0.00	126	0	N.D.	
72)	C304	1,3,5-Trimethylbenze	0.00	105	0	N.D.	
73)	C306	tert-Butylbenzene	0.00	134	0	N.D.	
74)	C307	1,2,4-Trimethylbenze	0.00	105	0	N.D.	
75)	C308	sec-Butylbenzene	0.00	105	0	N.D.	
76)	C260	1,3-Dichlorobenzene	0.00	146	0	N.D.	
77)	C309	4-Isopropyltoluene	0.00	119	0	N.D.	
78)	C267	1,4-Dichlorobenzene	0.00	146	0	N.D.	
79)	C249	1,2-Dichlorobenzene	0.00	146	0	N.D.	
80)	C310	n-Butylbenzene	0.00	91	0	N.D.	
81)	C286	1,2-Dibromo-3-Chloro	0.00	75	0	N.D.	
82)	C313	1,2,4-Trichlorobenze	0.00	180	0	N.D.	
83)	C316	Hexachlorobutadiene	0.00	225	0	N.D.	
84)	C314	Naphthalene	0.00	128	0	N.D.	
85)	C934	1,2,3-Trichlorobenze	0.00	180	0	N.D.	

(#) = qualifier out of range (m) = manual integration

8/4/2009

Quantitation Report (Not Reviewed)

Data File : H:\GCMS_VOA\P\072509\P0000.D
Acq On : 25 Jul 2009 14:19
Sample : RSG0821-07@50X
Misc :
MS Integration Params: RTEINT.P
Quant Time: Jul 26 14:00 2009

Vial: 7
Operator: PQ
Inst : HP5973 P
Multiplr: 1.00

Quant Results File: R9G1510.RES

Method : C:\MSDCHEM\1\METHODS\8260_5ML\R9G1510.M (RTE Integrator)
Title : 8260 5ML
Last Update : Sun Jul 26 14:01:36 2009
Response via : Initial Calibration



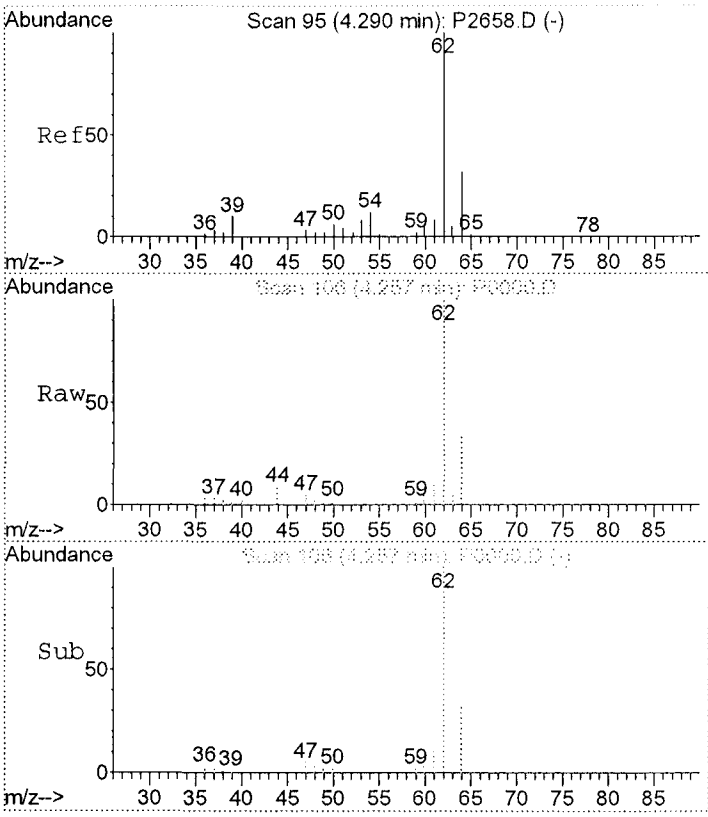

#4
C020 Vinyl chloride
Concen: 8.25 ug/L
RT: 4.26 min Scan# 106
Delta R.T. -0.01 min
Lab File: P0000.D
Acq: 25 Jul 2009 14:19

Tgt Ion: 62 Resp: 59017

Ion	Ratio	Lower	Upper
62	100		
64	33.3	11.1	51.1

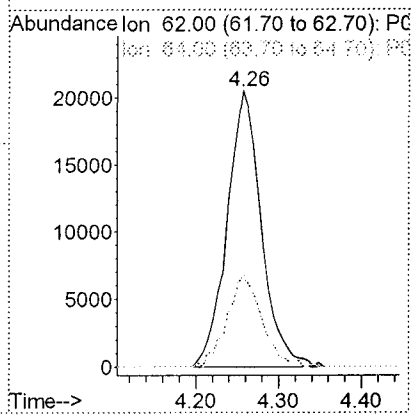

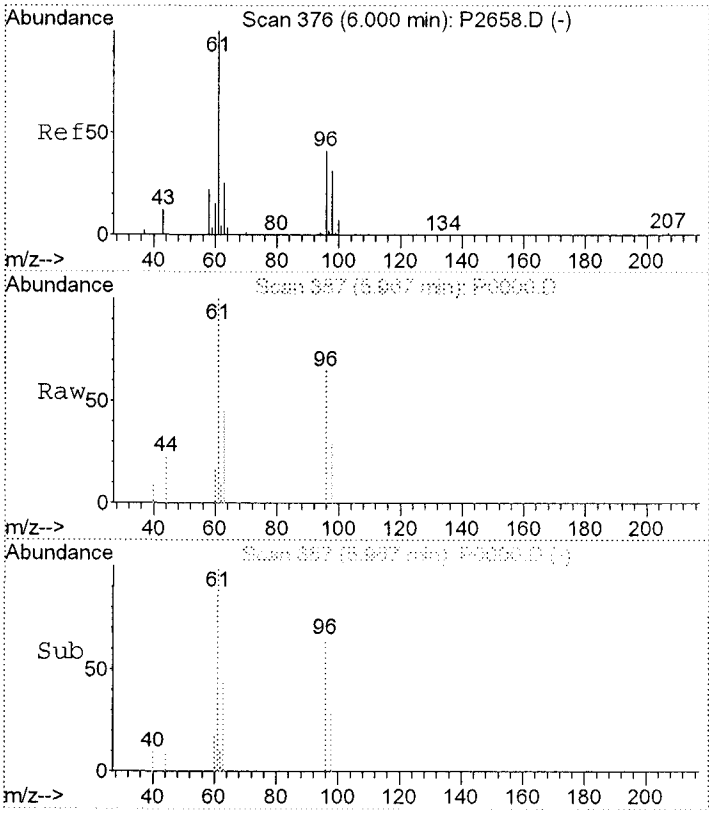

#8
C045 1,1-Dichloroethene
Concen: 0.82 ug/L
RT: 5.97 min Scan# 387
Delta R.T. 0.01 min
Lab File: P0000.D
Acq: 25 Jul 2009 14:19

Tgt Ion: 96 Resp: 4714

Ion	Ratio	Lower	Upper
96	100		
61	154.0	149.6	189.6
63	69.3	38.5	78.5

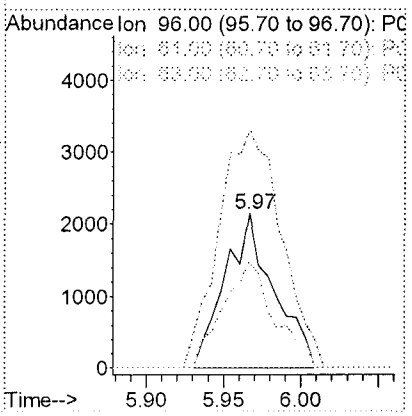

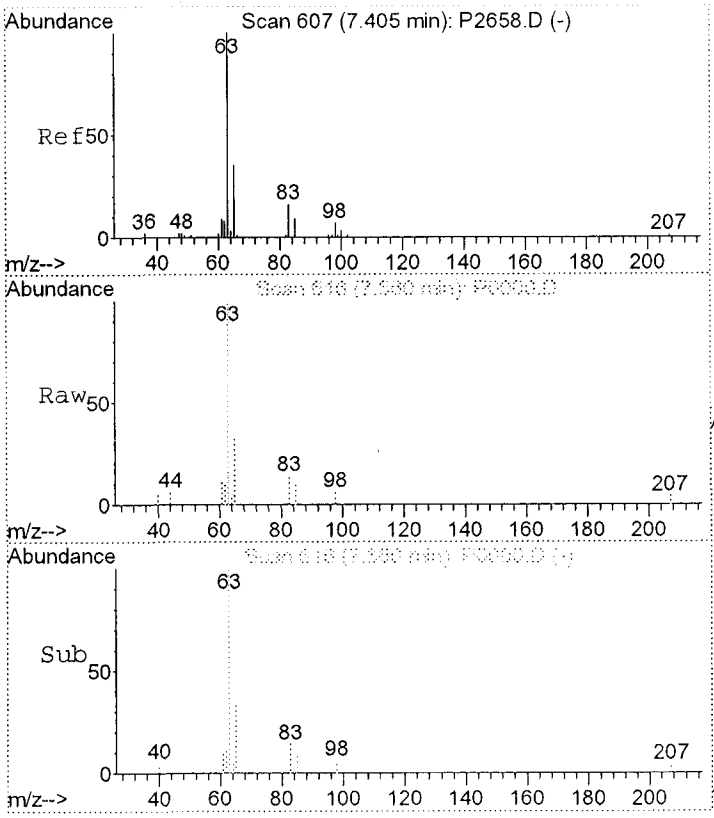

#20
C050 1,1-Dichloroethane
Concen: 1.35 ug/L
RT: 7.36 min Scan# 616
Delta R.T. 0.00 min
Lab File: P0000.D
Acq: 25 Jul 2009 14:19

Tgt Ion: 63 Resp: 17538

Ion	Ratio	Lower	Upper
63	100		
65	33.5	11.1	51.1
83	14.3	0.0	31.6

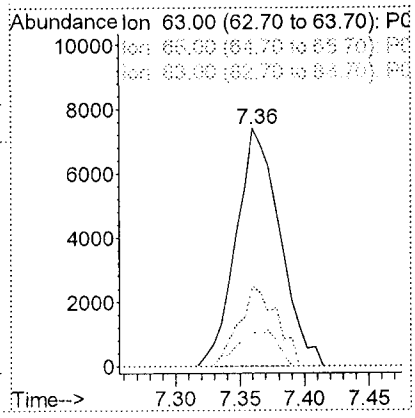

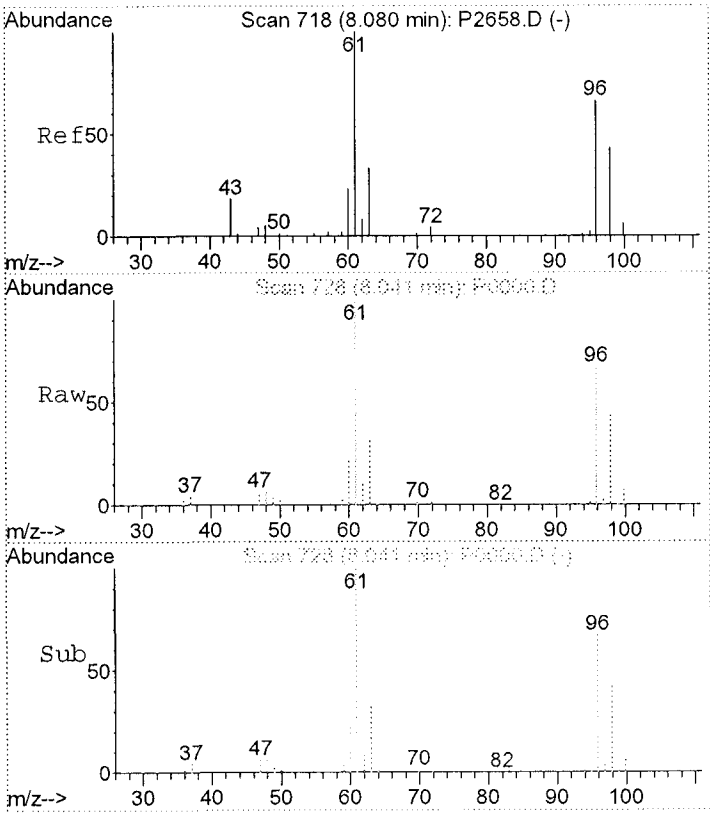

#23
C056 cis-1,2-Dichloroethene
Concen: 93.76 ug/L
RT: 8.04 min Scan# 728
Delta R.T. 0.01 min
Lab File: P0000.D
Acq: 25 Jul 2009 14:19

Tgt Ion: 96 Resp: 702015

Ion	Ratio	Lower	Upper
96	100		
61	149.1	128.0	168.0
98	63.9	43.4	83.4

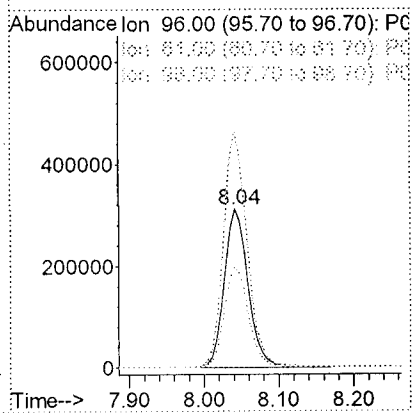

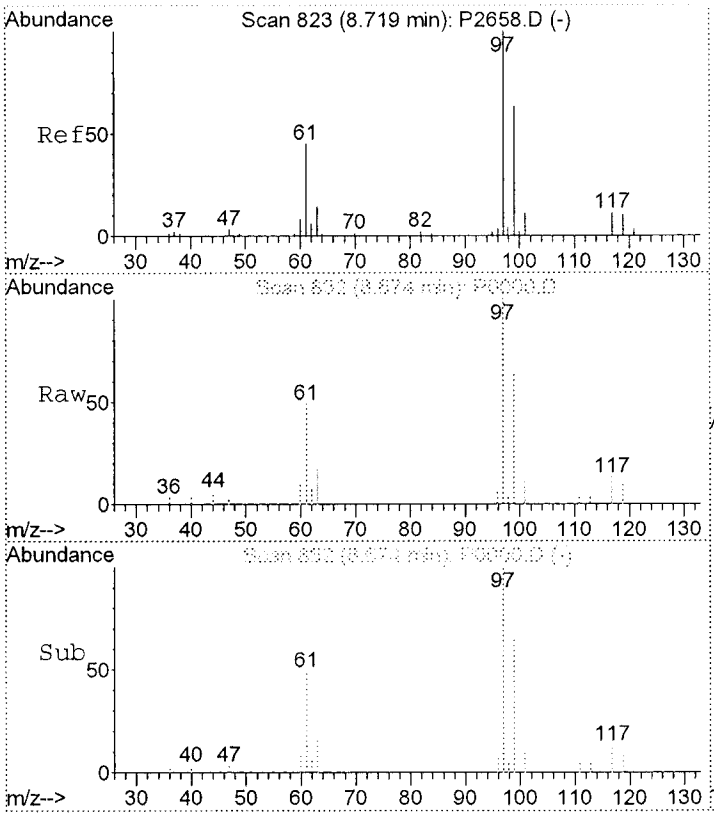

#27
C115 1,1,1-Trichloroethane
Concen: 2.26 ug/L
RT: 8.67 min Scan# 832
Delta R.T. 0.00 min
Lab File: P0000.D
Acq: 25 Jul 2009 14:19

Tgt Ion: 97 Resp: 28991

Ion	Ratio	Lower	Upper
97	100		
99	64.5	44.1	84.1
61	49.3	28.0	68.0

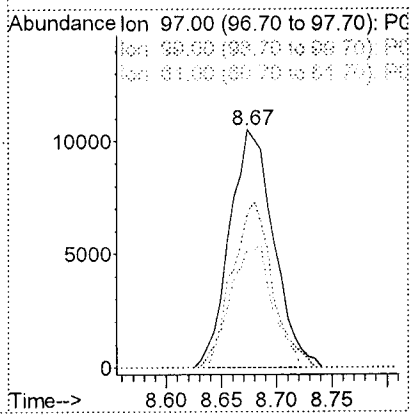

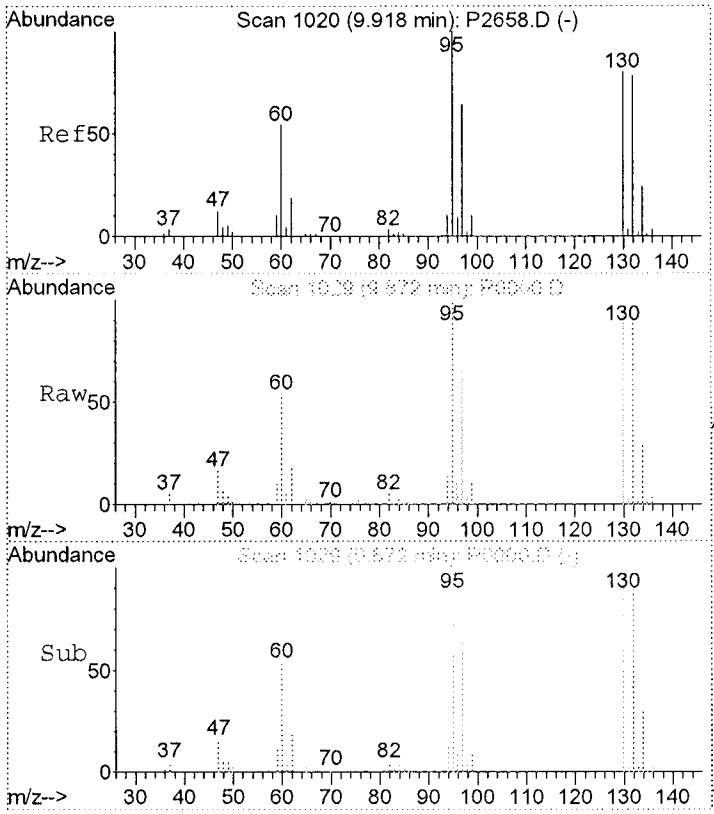

#36
C150 Trichloroethene
Concen: 45.43 ug/L
RT: 9.87 min Scan# 1029
Delta R.T. 0.01 min
Lab File: P0000.D
Acq: 25 Jul 2009 14:19

Tgt Ion: 95 Resp: 341611

Ion	Ratio	Lower	Upper
95	100		
130	94.6	68.8	108.8
132	88.8	63.4	103.4

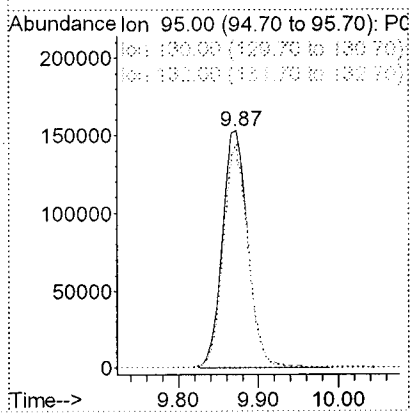

MW-6

Form 1
ORGANIC ANALYSIS DATA SHEET
8260B

Laboratory:	TestAmerica Buffalo			SDG:	
Client:	AECOM - Amherst, NY			Project:	AECOM, Inc. - Scott Aviation site - NY3A9023
Matrix:	Ground Water	Laboratory ID:	RSG0821-08	File ID:	P9962.D
Sampled:	07/21/09 10:55	Prepared:	07/24/09 10:05	Analyzed:	07/24/09 17:36
Solids:		Preparation:	5030B MS	Initial/Final:	5 mL / 5 mL

Batch: 9G24038 Sequence: RG92407 Calibration: R9G1510 Instrument: HP5973P

CAS NO.	COMPOUND	DILUTION	CONC. (ug/L)	Q
71-55-6	1,1,1-Trichloroethane	1	5.0	U
79-34-5	1,1,2,2-Tetrachloroethane	1	5.0	U
76-13-1	1,1,2-Trichloro-1,2,2-trifluoroethane	1	5.0	U
79-00-5	1,1,2-Trichloroethane	1	5.0	U
75-34-3	1,1-Dichloroethane	1	5.0	U
75-35-4	1,1-Dichloroethene	1	5.0	U
120-82-1	1,2,4-Trichlorobenzene	1	5.0	U
96-12-8	1,2-Dibromo-3-chloropropane	1	5.0	U
106-93-4	1,2-Dibromoethane	1	5.0	U
95-50-1	1,2-Dichlorobenzene	1	5.0	U
107-06-2	1,2-Dichloroethane	1	5.0	U
78-87-5	1,2-Dichloropropane	1	5.0	U
541-73-1	1,3-Dichlorobenzene	1	5.0	U
106-46-7	1,4-Dichlorobenzene	1	5.0	U
78-93-3	2-Butanone	1	25	U
591-78-6	2-Hexanone	1	25	U
108-10-1	4-Methyl-2-pentanone	1	25	U
67-64-1	Acetone	1	25	U
71-43-2	Benzene	1	5.0	U
75-27-4	Bromodichloromethane	1	5.0	U
75-25-2	Bromoform	1	5.0	U
74-83-9	Bromomethane	1	5.0	U
75-15-0	Carbon disulfide	1	5.0	U
56-23-5	Carbon Tetrachloride	1	5.0	U
108-90-7	Chlorobenzene	1	5.0	U
75-00-3	Chloroethane	1	5.0	U
67-66-3	Chloroform	1	5.0	U
74-87-3	Chloromethane	1	5.0	U
156-59-2	cis-1,2-Dichloroethene	1	5.0	U
10061-01-5	cis-1,3-Dichloropropene	1	5.0	U
110-82-7	Cyclohexane	1	5.0	U
124-48-1	Dibromochloromethane	1	5.0	U
75-71-8	Dichlorodifluoromethane	1	5.0	U
100-41-4	Ethylbenzene	1	5.0	U
98-82-8	Isopropylbenzene	1	5.0	U
79-20-9	Methyl Acetate	1	5.0	U
108-87-2	Methylcyclohexane	1	5.0	U
75-09-2	Methylene Chloride	1	5.0	U
1634-04-4	Methyl-t-Butyl Ether (MTBE)	1	5.0	U

MW-6

Form 1
ORGANIC ANALYSIS DATA SHEET
8260B

Laboratory:	TestAmerica Buffalo			SDG:	
Client:	AECOM - Amherst, NY			Project:	AECOM, Inc. - Scott Aviation site - NY3A9023
Matrix:	Ground Water	Laboratory ID:	RSG0821-08	File ID:	P9962.D
Sampled:	07/21/09 10:55	Prepared:	07/24/09 10:05	Analyzed:	07/24/09 17:36
Solids:		Preparation:	5030B MS	Initial/Final:	5 mL / 5 mL

Batch: 9G24038 Sequence: RG92407 Calibration: R9G1510 Instrument: HP5973P

CAS NO.	COMPOUND	DILUTION	CONC. (ug/L)	Q
100-42-5	Styrene	1	5.0	U
127-18-4	Tetrachloroethene	1	5.0	U
108-88-3	Toluene	1	5.0	U
156-60-5	trans-1,2-Dichloroethene	1	5.0	U
10061-02-6	trans-1,3-Dichloropropene	1	5.0	U
79-01-6	Trichloroethene	1	5.0	U
75-69-4	Trichlorofluoromethane	1	5.0	U
75-01-4	Vinyl chloride	1	5.0	U
1330-20-7	Xylenes, total	1	15	U

SYSTEM MONITORING COMPOUND	ADDED (ug/L)	CONC (ug/L)	% REC	QC LIMITS	Q
1,2-Dichloroethane-d4	25.0	29.0	116	66 - 137	
4-Bromofluorobenzene	25.0	22.8	91	73 - 120	
Toluene-d8	25.0	23.8	95	71 - 126	

INTERNAL STANDARD	AREA	RT	REF AREA	REF RT	Q
1,4-Dichlorobenzene-d4	241901	16.74	332512	16.73	
1,4-Difluorobenzene	477158	9.5	632434	9.49	
Chlorobenzene-d5	458904	13.36	611788	13.36	

* Values outside of QC limits

Quantitation Report

Data File : H:\GCMS_VOA\P\072409\P9962.D
Acq On : 24 Jul 2009 17:36
Sample : RSG0821-08
Misc :
MS Integration Params: RTEINT.P
Quant Time: Jul 24 18:34:10 2009

Vial: 15
Operator: PQ
Inst : HP5973 P
Multiplr: 1.00

Quant Results File: R9G1510.RES

Quant Method : C:\MSDCHEM\1...\R9G1510.M (RTE Integrator)
Title : 8260 5ML
Last Update : Fri Jul 24 18:32:28 2009
Response via : Initial Calibration
DataAcq Meth : VOA
IS QA File : H:\GCMS_VOA\P\072409\P9948.D (24 Jul 2009 10:25)

7/24/09 CTR

Internal Standards	R.T.	QIon	Response	Conc Units	Dev(Min) Rcv(Ar)
1) CI10 1,4-Difluorobenzene	9.50	114	477158	25.00 ug/L	0.00 75.45%
43) CI20 Chlorobenzene-D5	13.36	117	458904	25.00 ug/L	0.00 75.01%
62) CI30 1,4-Dichlorobenzene-	16.74	152	241901	25.00 ug/L	0.00 72.75%

System Monitoring Compounds

30) CS87 Dibromofluoromethane	8.58	111	188776	26.45 ug/L	0.01
Spiked Amount 25.000	Range 70 - 130		Recovery = 105.80%		
31) CS15 1,2-Dichloroethane-D	9.01	65	290171	29.02 ug/L	0.00
Spiked Amount 25.000	Range 66 - 137		Recovery = 116.08%		
44) CS05 Toluene-D8	11.39	98	620008	23.81 ug/L	0.00
Spiked Amount 25.000	Range 71 - 126		Recovery = 95.24%		
61) CS10 p-Bromofluorobenzene	15.01	174	184568	22.84 ug/L	0.00
Spiked Amount 25.000	Range 73 - 120		Recovery = 91.36%		

Target Compounds

					Qvalue
2) C290 Dichlorodifluorometh	0.00	85	0	N.D.	
3) C010 Chloromethane	0.00	50	0	N.D.	
4) C020 Vinyl chloride	0.00	62	0	N.D.	
5) C015 Bromomethane	0.00	94	0	N.D.	
6) C025 Chloroethane	0.00	64	0	N.D.	
7) C275 Trichlorofluorometha	0.00	101	0	N.D.	
8) C045 1,1-Dichloroethene	0.00	96	0	N.D.	
9) C030 Methylene chloride	0.00	84	0	N.D.	
10) C040 Carbon disulfide	0.00	76	0	N.D.	
11) C036 Acrolein	0.00	56	0	N.D.	
12) C038 Acrylonitrile	0.00	53	0	N.D.	
13) C035 Acetone	5.98	43	1977	0.72 ug/L #	84
14) C300 Acetonitrile	0.00	41	0	N.D.	
15) C276 Iodomethane	0.00	142	0	N.D.	
16) C291 1,1,2 Trichloro-1,2,	0.00	101	0	N.D.	
17) C962 T-butyl Methyl Ether	0.00	73	0	N.D.	
18) C057 trans-1,2-Dichloroet	0.00	96	0	N.D.	
19) C255 Methyl Acetate	0.00	43	0	N.D.	
20) C050 1,1-Dichloroethane	0.00	63	0	N.D.	
21) C125 Vinyl Acetate	0.00	43	0	N.D.	
22) C051 2,2-Dichloropropane	0.00	77	0	N.D.	
23) C056 cis-1,2-Dichloroethe	8.05	96	128	N.D.	
24) C272 Tetrahydrofuran	8.39	42	133	N.D.	
25) C222 Bromochloromethane	0.00	128	0	N.D.	
26) C060 Chloroform	0.00	83	0	N.D.	
27) C115 1,1,1-Trichloroethan	0.00	97	0	N.D.	
28) C120 Carbon tetrachloride	0.00	117	0	N.D.	
29) C116 1,1-Dichloropropene	0.00	75	0	N.D.	
32) C165 Benzene	0.00	78	0	N.D.	

(#) = qualifier out of range (m) = manual integration

mm 8/4/2009

Quantitation Report

Data File : H:\GCMS_VOA\P\072409\P9962.D
Acq On : 24 Jul 2009 17:36
Sample : RSG0821-08
Misc :
MS Integration Params: RTEINT.P
Quant Time: Jul 24 18:34:10 2009

Vial: 15
Operator: PQ
Inst : HP5973 P
Multiplr: 1.00
Quant Results File: R9G1510.RES

Quant Method : C:\MSDCHEM\1...\R9G1510.M (RTE Integrator)
Title : 8260 5ML
Last Update : Fri Jul 24 18:32:28 2009
Response via : Initial Calibration
DataAcq Meth : VOA

	Compound		R.T.	QIon	Response	Conc Unit	Qvalue
33)	C065	1,2-Dichloroethane	0.00	62	0	N.D.	
34)	C110	2-Butanone	0.00	43	0	N.D.	
35)	C256	Cyclohexane	0.00	56	0	N.D.	
36)	C150	Trichloroethene	0.00	95	0	N.D.	
37)	C140	1,2-Dichloropropane	0.00	63	0	N.D.	
38)	C278	Dibromomethane	0.00	93	0	N.D.	
39)	C130	Bromodichloromethane	0.00	83	0	N.D.	
40)	C161	2-Chloroethylvinyl E	0.00	63	0	N.D.	
41)	C012	Methylcycolhexane	0.00	83	0	N.D.	
42)	C145	cis-1,3-Dichloroprop	0.00	75	0	N.D.	
45)	C230	Toluene	11.49	92	846	N.D.	
46)	C170	trans-1,3-Dichloropr	0.00	75	0	N.D.	
47)	C284	Ethyl Methacrylate	0.00	69	0	N.D.	
48)	C160	1,1,2-Trichloroethan	0.00	83	0	N.D.	
49)	C210	4-Methyl-2-pentanone	0.00	43	0	N.D.	
50)	C220	Tetrachloroethene	0.00	166	0	N.D.	
51)	C221	1,3-Dichloropropane	0.00	76	0	N.D.	
52)	C155	Dibromochloromethane	0.00	129	0	N.D.	
53)	C163	1,2-Dibromoethane	0.00	107	0	N.D.	
54)	C215	2-Hexanone	0.00	43	0	N.D.	
55)	C235	Chlorobenzene	0.00	112	0	N.D.	
56)	C281	1,1,1,2-Tetrachloroe	0.00	131	0	N.D.	
57)	C240	Ethylbenzene	13.53	91	146	N.D.	
58)	C246	m,p-Xylene	13.66	106	115	N.D.	
59)	C247	o-Xylene	0.00	106	0	N.D.	
60)	C245	Styrene	0.00	104	0	N.D.	
63)	C180	Bromoform	0.00	173	0	N.D.	
64)	C966	Isopropylbenzene	0.00	105	0	N.D.	
65)	C301	Bromobenzene	0.00	156	0	N.D.	
66)	C225	1,1,2,2-Tetrachloroe	0.00	83	0	N.D.	
67)	C282	1,2,3-Trichloropropa	0.00	110	0	N.D.	
68)	C283	t-1,4-Dichloro-2-But	0.00	89	0	N.D.	
69)	C302	n-Propylbenzene	0.00	91	0	N.D.	
70)	C303	2-Chlorotoluene	0.00	126	0	N.D.	
71)	C289	4-Chlorotoluene	0.00	126	0	N.D.	
72)	C304	1,3,5-Trimethylbenze	15.48	105	120	N.D.	
73)	C306	tert-Butylbenzene	0.00	134	0	N.D.	
74)	C307	1,2,4-Trimethylbenze	16.17	105	437	N.D.	
75)	C308	sec-Butylbenzene	0.00	105	0	N.D.	
76)	C260	1,3-Dichlorobenzene	0.00	146	0	N.D.	
77)	C309	4-Isopropyltoluene	0.00	119	0	N.D.	
78)	C267	1,4-Dichlorobenzene	0.00	146	0	N.D.	
79)	C249	1,2-Dichlorobenzene	0.00	146	0	N.D.	
80)	C310	n-Butylbenzene	0.00	91	0	N.D.	
81)	C286	1,2-Dibromo-3-Chloro	0.00	75	0	N.D.	
82)	C313	1,2,4-Trichlorobenze	0.00	180	0	N.D.	
83)	C316	Hexachlorobutadiene	0.00	225	0	N.D.	
84)	C314	Naphthalene	20.18	128	135	N.D.	
85)	C934	1,2,3-Trichlorobenze	0.00	180	0	N.D.	

(#) = qualifier out of range (m) = manual integration

MT 8/4/2009

Data File : H:\GCMS_VOA\P\072409\P9962.D
Acq On : 24 Jul 2009 17:36
Sample : RSG0821-08
Misc :
MS Integration Params: RTEINT.P
Quant Time: Jul 24 18:32 2009

Vial: 15
Operator: PQ
Inst : HP5973 P
Multiplr: 1.00

Quant Results File: R9G1510.RES

Method : C:\MSDCHEM\1\METHODS\8260_5ML\R9G1510.M (RTE Integrator)
Title : 8260 5ML
Last Update : Fri Jul 24 18:32:28 2009
Response via : Initial Calibration



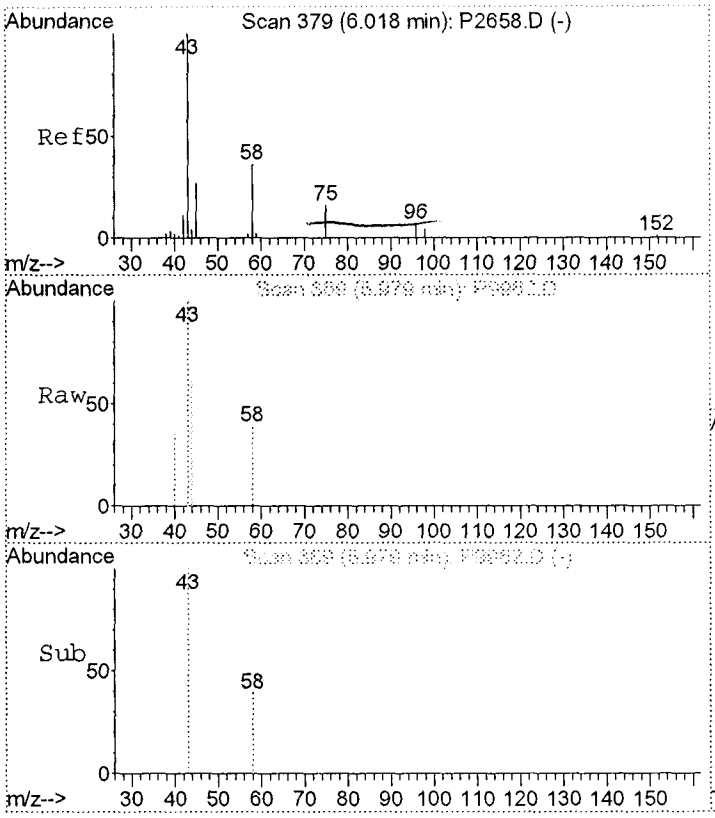

#13
C035 Acetone
Concen: 0.72 ug/L
RT: 5.98 min Scan# 389
Delta R.T. 0.02 min
Lab File: P9962.D
Acq: 24 Jul 2009 17:36

Tgt Ion: 43 Resp: 1977

Ion	Ratio	Lower	Upper
43	100		
58	39.0	24.2	36.2#

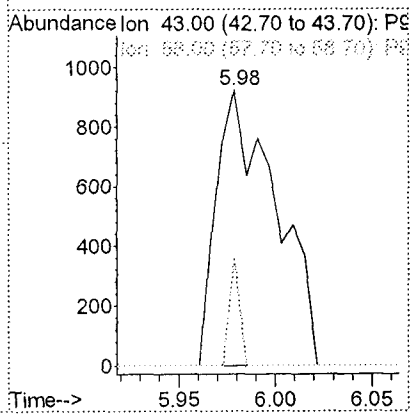

MW-16S

Form 1
ORGANIC ANALYSIS DATA SHEET
8260B

Laboratory:	TestAmerica Buffalo			SDG:	
Client:	AECOM - Amherst, NY			Project:	AECOM, Inc. - Scott Aviation site - NY3A9023
Matrix:	Ground Water	Laboratory ID:	RSG0821-09	File ID:	P9963.D
Sampled:	07/22/09 14:50	Prepared:	07/24/09 10:05	Analyzed:	07/24/09 18:04
Solids:		Preparation:	5030B MS	Initial/Final:	5 mL / 5 mL

Batch: 9G24038 Sequence: RG92407 Calibration: R9G1510 Instrument: HP5973P

CAS NO.	COMPOUND	DILUTION	CONC. (ug/L)	Q
71-55-6	1,1,1-Trichloroethane	1000	740	JD
79-34-5	1,1,2,2-Tetrachloroethane	1000	5000	UD
76-13-1	1,1,2-Trichloro-1,2,2-trifluoroethane	1000	5000	UD
79-00-5	1,1,2-Trichloroethane	1000	5000	UD
75-34-3	1,1-Dichloroethane	1000	1500	JD
75-35-4	1,1-Dichloroethene	1000	450	JD
120-82-1	1,2,4-Trichlorobenzene	1000	5000	UD
96-12-8	1,2-Dibromo-3-chloropropane	1000	5000	UD
106-93-4	1,2-Dibromoethane	1000	5000	UD
95-50-1	1,2-Dichlorobenzene	1000	5000	UD
107-06-2	1,2-Dichloroethane	1000	5000	UD
78-87-5	1,2-Dichloropropane	1000	5000	UD
541-73-1	1,3-Dichlorobenzene	1000	5000	UD
106-46-7	1,4-Dichlorobenzene	1000	5000	UD
78-93-3	2-Butanone	1000	25000	UD
591-78-6	2-Hexanone	1000	25000	UD
108-10-1	4-Methyl-2-pentanone	1000	25000	UD
67-64-1	Acetone	1000	25000	UD
71-43-2	Benzene	1000	5000	UD
75-27-4	Bromodichloromethane	1000	5000	UD
75-25-2	Bromoform	1000	5000	UD
74-83-9	Bromomethane	1000	5000	UD
75-15-0	Carbon disulfide	1000	5000	UD
56-23-5	Carbon Tetrachloride	1000	5000	UD
108-90-7	Chlorobenzene	1000	5000	UD
75-00-3	Chloroethane	1000	650	JD
67-66-3	Chloroform	1000	5000	UD
74-87-3	Chloromethane	1000	5000	UD
156-59-2	cis-1,2-Dichloroethene	1000	45000	D
10061-01-5	cis-1,3-Dichloropropene	1000	5000	UD
110-82-7	Cyclohexane	1000	5000	UD
124-48-1	Dibromochloromethane	1000	5000	UD
75-71-8	Dichlorodifluoromethane	1000	5000	UD
100-41-4	Ethylbenzene	1000	5000	UD
98-82-8	Isopropylbenzene	1000	5000	UD
79-20-9	Methyl Acetate	1000	5000	UD
108-87-2	Methylcyclohexane	1000	5000	UD
75-09-2	Methylene Chloride	1000	5000	UD
1634-04-4	Methyl-t-Butyl Ether (MTBE)	1000	5000	UD

MW-16S

Form 1
ORGANIC ANALYSIS DATA SHEET
8260B

Laboratory:	TestAmerica Buffalo			SDG:	
Client:	AECOM - Amherst, NY			Project:	AECOM, Inc. - Scott Aviation site - NY3A9023
Matrix:	Ground Water	Laboratory ID:	RSG0821-09	File ID:	P9963.D
Sampled:	07/22/09 14:50	Prepared:	07/24/09 10:05	Analyzed:	07/24/09 18:04
Solids:		Preparation:	5030B MS	Initial/Final:	5 mL / 5 mL

Batch: 9G24038 Sequence: RG92407 Calibration: R9G1510 Instrument: HP5973P

CAS NO.	COMPOUND	DILUTION	CONC. (ug/L)	Q
100-42-5	Styrene	1000	5000	UD
127-18-4	Tetrachloroethene	1000	5000	UD
108-88-3	Toluene	1000	5000	UD
156-60-5	trans-1,2-Dichloroethene	1000	5000	UD
10061-02-6	trans-1,3-Dichloropropene	1000	5000	UD
79-01-6	Trichloroethene	1000	87000	D
75-69-4	Trichlorofluoromethane	1000	5000	UD
75-01-4	Vinyl chloride	1000	3000	JD
1330-20-7	Xylenes, total	1000	15000	UD

SYSTEM MONITORING COMPOUND	ADDED (ug/L)	CONC (ug/L)	% REC	QC LIMITS	Q
1,2-Dichloroethane-d4	25.0	28.5	114	66 - 137	D
4-Bromofluorobenzene	25.0	22.9	92	73 - 120	D
Toluene-d8	25.0	23.4	94	71 - 126	D

INTERNAL STANDARD	AREA	RT	REF AREA	REF RT	Q
1,4-Dichlorobenzene-d4	250081	16.74	332512	16.73	
1,4-Difluorobenzene	475772	9.49	632434	9.49	
Chlorobenzene-d5	460530	13.36	611788	13.36	

* Values outside of QC limits

Quantitation Report

Data File : H:\GCMS_VOA\P\072409\P9963.D
Acq On : 24 Jul 2009 18:04
Sample : RSG0821-09@1000X
Misc :
MS Integration Params: RTEINT.P
Quant Time: Jul 24 18:34:16 2009

Vial: 16
Operator: PQ
Inst : HP5973 P
Multiplr: 1.00

Quant Results File: R9G1510.RES

Quant Method : C:\MSDCHEM\1...\R9G1510.M (RTE Integrator)
Title : 8260 5ML
Last Update : Fri Jul 24 18:32:28 2009
Response via : Initial Calibration
DataAcq Meth : VOA
IS QA File : H:\GCMS_VOA\P\072409\P9948.D (24 Jul 2009 10:25)

7/24/09 CR

Internal Standards	R.T.	QIon	Response	Conc Units	Dev(Min) Rcv(Ar)
1) CI10 1,4-Difluorobenzene	9.49	114	475772	25.00 ug/L	0.00 75.23%
43) CI20 Chlorobenzene-D5	13.36	117	460530	25.00 ug/L	0.00 75.28%
62) CI30 1,4-Dichlorobenzene-	16.74	152	250081	25.00 ug/L	0.00 75.21%

System Monitoring Compounds					
30) CS87 Dibromofluoromethane	8.58	111	186636	26.22 ug/L	0.01
Spiked Amount 25.000	Range 70 - 130		Recovery = 104.88%		
31) CS15 1,2-Dichloroethane-D	9.01	65	283760	28.46 ug/L	0.00
Spiked Amount 25.000	Range 66 - 137		Recovery = 113.84%		
44) CS05 Toluene-D8	11.39	98	612449	23.44 ug/L	0.00
Spiked Amount 25.000	Range 71 - 126		Recovery = 93.76%		
61) CS10 p-Bromofluorobenzene	15.01	174	185807	22.92 ug/L	0.00
Spiked Amount 25.000	Range 73 - 120		Recovery = 91.68%		

Target Compounds					Qvalue
2) C290 Dichlorodifluorometh	0.00	85	0	N.D.	
3) C010 Chloromethane	0.00	50	0	N.D.	
4) C020 Vinyl chloride	4.26	62	22194	3.01 ug/L	99
5) C015 Bromomethane	0.00	94	0	N.D.	
6) C025 Chloroethane	4.91	64	2534	0.65 ug/L	99
7) C275 Trichlorofluorometha	0.00	101	0	N.D.	
8) C045 1,1-Dichloroethene	5.96	96	2647	0.45 ug/L #	76
9) C030 Methylene chloride	6.53	84	8869	Below Cal	96
10) C040 Carbon disulfide	0.00	76	0	N.D.	
11) C036 Acrolein	0.00	56	0	N.D.	
12) C038 Acrylonitrile	0.00	53	0	N.D.	
13) C035 Acetone	5.99	43	245	N.D.	
14) C300 Acetonitrile	0.00	41	0	N.D.	
15) C276 Iodomethane	0.00	142	0	N.D.	
16) C291 1,1,2 Trichloro-1,2,	0.00	101	0	N.D.	
17) C962 T-butyl Methyl Ether	0.00	73	0	N.D.	
18) C057 trans-1,2-Dichloroet	6.87	96	235	N.D.	
19) C255 Methyl Acetate	0.00	43	0	N.D.	
20) C050 1,1-Dichloroethane	7.37	63	20625	1.54 ug/L	93
21) C125 Vinyl Acetate	0.00	43	0	N.D.	
22) C051 2,2-Dichloropropane	0.00	77	0	N.D.	
23) C056 cis-1,2-Dichloroethe	8.04	96	350993	45.47 ug/L	99
24) C272 Tetrahydrofuran	0.00	42	0	N.D.	
25) C222 Bromochloromethane	0.00	128	0	N.D.	
26) C060 Chloroform	8.39	83	394	N.D.	
27) C115 1,1,1-Trichloroethan	8.68	97	9778	0.74 ug/L	95
28) C120 Carbon tetrachloride	0.00	117	0	N.D.	
29) C116 1,1-Dichloropropene	0.00	75	0	N.D.	
32) C165 Benzene	0.00	78	0	N.D.	

(#) = qualifier out of range (m) = manual integration

Quantitation Report

Data File : H:\GCMS_VOA\P\072409\P9963.D
Acq On : 24 Jul 2009 18:04
Sample : RSG0821-09@1000X
Misc :
MS Integration Params: RTEINT.P
Quant Time: Jul 24 18:34:16 2009

Vial: 16
Operator: PQ
Inst : HP5973 P
Multiplr: 1.00
Quant Results File: R9G1510.RES

Quant Method : C:\MSDCHEM\1...\R9G1510.M (RTE Integrator)
Title : 8260 5ML
Last Update : Fri Jul 24 18:32:28 2009
Response via : Initial Calibration
DataAcq Meth : VOA

	Compound		R.T.	QIon	Response	Conc Unit	Qvalue
33)	C065	1,2-Dichloroethane	0.00	62	0	N.D.	
34)	C110	2-Butanone	0.00	43	0	N.D.	
35)	C256	Cyclohexane	0.00	56	0	N.D.	
36)	C150	Trichloroethene	9.87	95	677453	87.37 ug/L	98
37)	C140	1,2-Dichloropropane	0.00	63	0	N.D.	
38)	C278	Dibromomethane	0.00	93	0	N.D.	
39)	C130	Bromodichloromethane	0.00	83	0	N.D.	
40)	C161	2-Chloroethylvinyl E	0.00	63	0	N.D.	
41)	C012	Methylcycolhexane	0.00	83	0	N.D.	
42)	C145	cis-1,3-Dichloroprop	0.00	75	0	N.D.	
45)	C230	Toluene	11.49	92	2483	N.D.	
46)	C170	trans-1,3-Dichloropr	0.00	75	0	N.D.	
47)	C284	Ethyl Methacrylate	0.00	69	0	N.D.	
48)	C160	1,1,2-Trichloroethan	0.00	83	0	N.D.	
49)	C210	4-Methyl-2-pentanone	0.00	43	0	N.D.	
50)	C220	Tetrachloroethene	0.00	166	0	N.D.	
51)	C221	1,3-Dichloropropane	0.00	76	0	N.D.	
52)	C155	Dibromochloromethane	0.00	129	0	N.D.	
53)	C163	1,2-Dibromoethane	0.00	107	0	N.D.	
54)	C215	2-Hexanone	0.00	43	0	N.D.	
55)	C235	Chlorobenzene	0.00	112	0	N.D.	
56)	C281	1,1,1,2-Tetrachloroe	0.00	131	0	N.D.	
57)	C240	Ethylbenzene	13.36	91	683	N.D.	
58)	C246	m,p-Xylene	0.00	106	0	N.D.	
59)	C247	o-Xylene	0.00	106	0	N.D.	
60)	C245	Styrene	0.00	104	0	N.D.	
63)	C180	Bromoform	0.00	173	0	N.D.	
64)	C966	Isopropylbenzene	0.00	105	0	N.D.	
65)	C301	Bromobenzene	0.00	156	0	N.D.	
66)	C225	1,1,2,2-Tetrachloroe	0.00	83	0	N.D.	
67)	C282	1,2,3-Trichloropropa	0.00	110	0	N.D.	
68)	C283	t-1,4-Dichloro-2-But	0.00	89	0	N.D.	
69)	C302	n-Propylbenzene	0.00	91	0	N.D.	
70)	C303	2-Chlorotoluene	0.00	126	0	N.D.	
71)	C289	4-Chlorotoluene	0.00	126	0	N.D.	
72)	C304	1,3,5-Trimethylbenze	0.00	105	0	N.D.	
73)	C306	tert-Butylbenzene	0.00	134	0	N.D.	
74)	C307	1,2,4-Trimethylbenze	16.17	105	117	N.D.	
75)	C308	sec-Butylbenzene	0.00	105	0	N.D.	
76)	C260	1,3-Dichlorobenzene	0.00	146	0	N.D.	
77)	C309	4-Isopropyltoluene	0.00	119	0	N.D.	
78)	C267	1,4-Dichlorobenzene	0.00	146	0	N.D.	
79)	C249	1,2-Dichlorobenzene	0.00	146	0	N.D.	
80)	C310	n-Butylbenzene	0.00	91	0	N.D.	
81)	C286	1,2-Dibromo-3-Chloro	0.00	75	0	N.D.	
82)	C313	1,2,4-Trichlorobenze	0.00	180	0	N.D.	
83)	C316	Hexachlorobutadiene	0.00	225	0	N.D.	
84)	C314	Naphthalene	20.21	128	127	N.D.	
85)	C934	1,2,3-Trichlorobenze	0.00	180	0	N.D.	

(#) = qualifier out of range (m) = manual integration

Data File : H:\GCMS_VOA\P\072409\P9963.D
Acq On : 24 Jul 2009 18:04
Sample : RSG0821-09@1000X
Misc :
MS Integration Params: RTEINT.P
Quant Time: Jul 24 18:32 2009

Vial: 16
Operator: PQ
Inst : HP5973 P
Multiplr: 1.00

Quant Results File: R9G1510.RES

Method : C:\MSDCHEM\1\METHODS\8260_5ML\R9G1510.M (RTE Integrator)
Title : 8260 5ML
Last Update : Fri Jul 24 18:32:28 2009
Response via : Initial Calibration



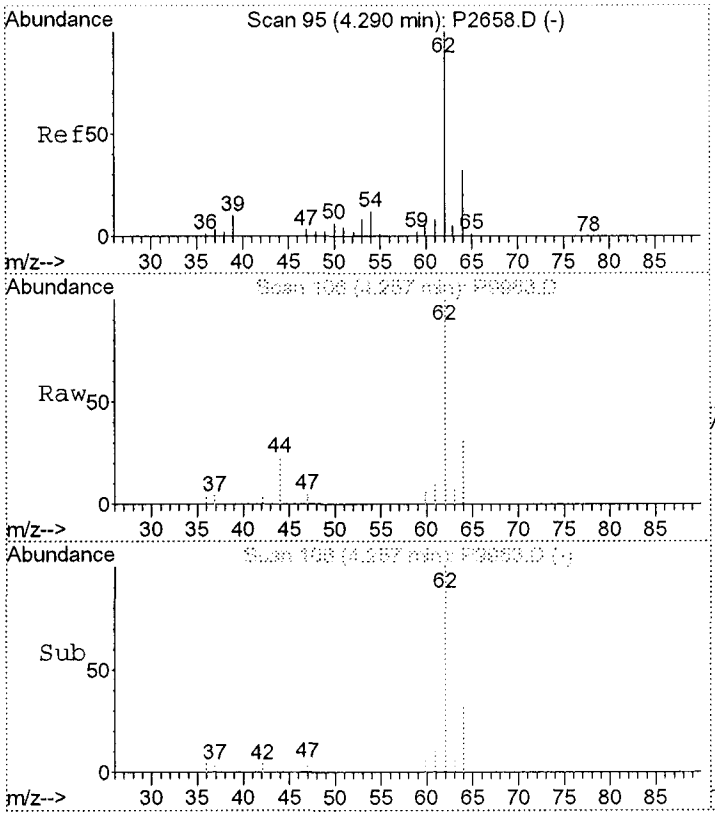

#4
C020 Vinyl chloride
Concen: 3.01 ug/L
RT: 4.26 min Scan# 106
Delta R.T. -0.01 min
Lab File: P9963.D
Acq: 24 Jul 2009 18:04

Tgt Ion: 62 Resp: 22194

Ion	Ratio	Lower	Upper
62	100		
64	31.6	11.1	51.1

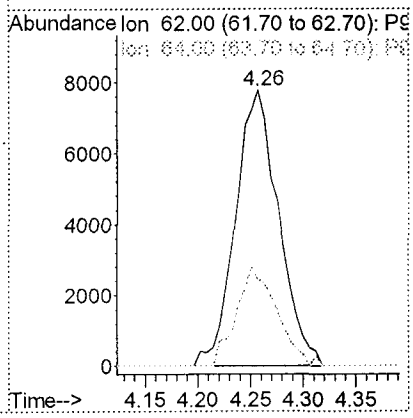

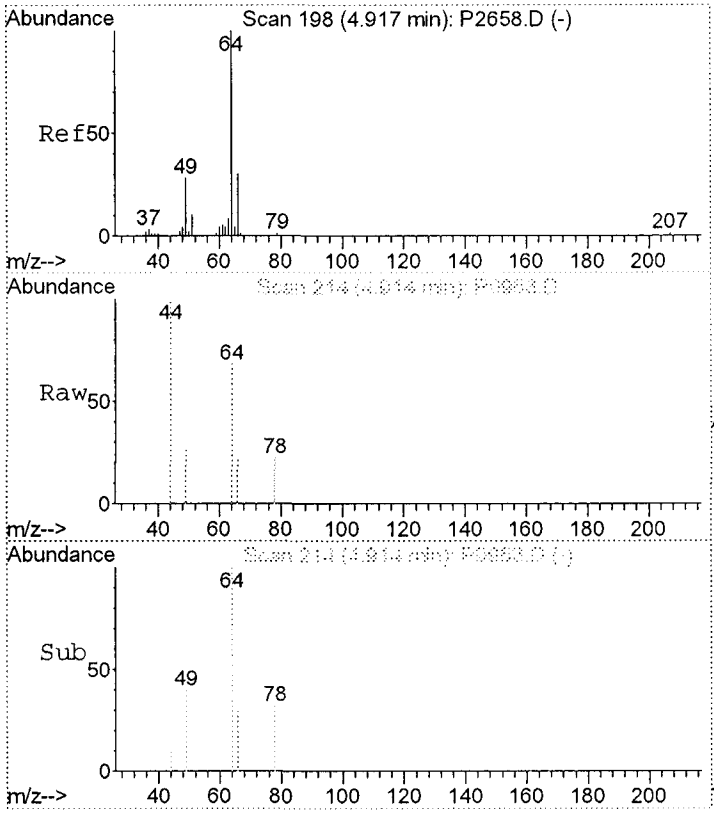

#6
C025 Chloroethane
Concen: 0.65 ug/L
RT: 4.91 min Scan# 214
Delta R.T. 0.02 min
Lab File: P9963.D
Acq: 24 Jul 2009 18:04

Tgt Ion: 64 Resp: 2534

Ion	Ratio	Lower	Upper
64	100		
66	31.3	10.6	50.6

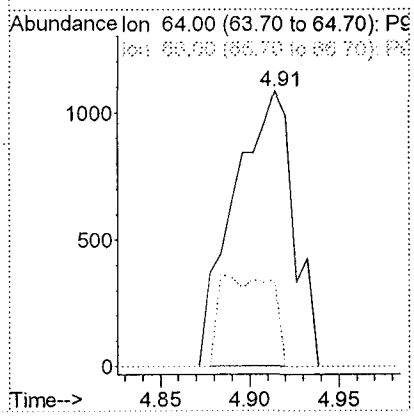

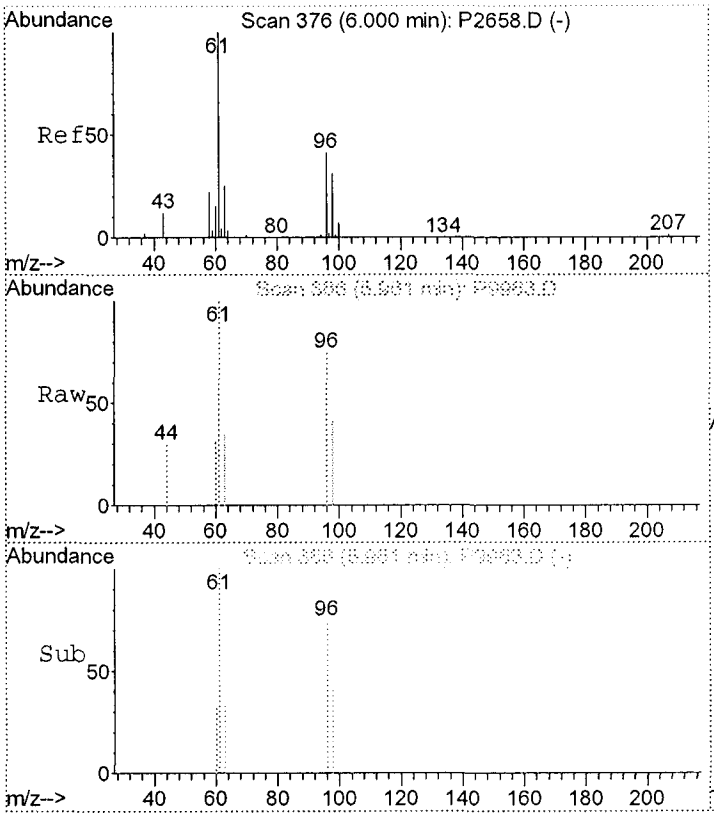

#8
C045 1,1-Dichloroethene
Concen: 0.45 ug/L
RT: 5.96 min Scan# 386
Delta R.T. 0.01 min
Lab File: P9963.D
Acq: 24 Jul 2009 18:04

Tgt Ion: 96 Resp: 2647

Ion	Ratio	Lower	Upper
96	100		
61	134.0	149.6	189.6#
63	46.0	38.5	78.5

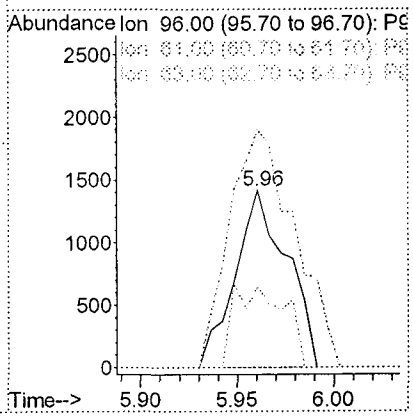

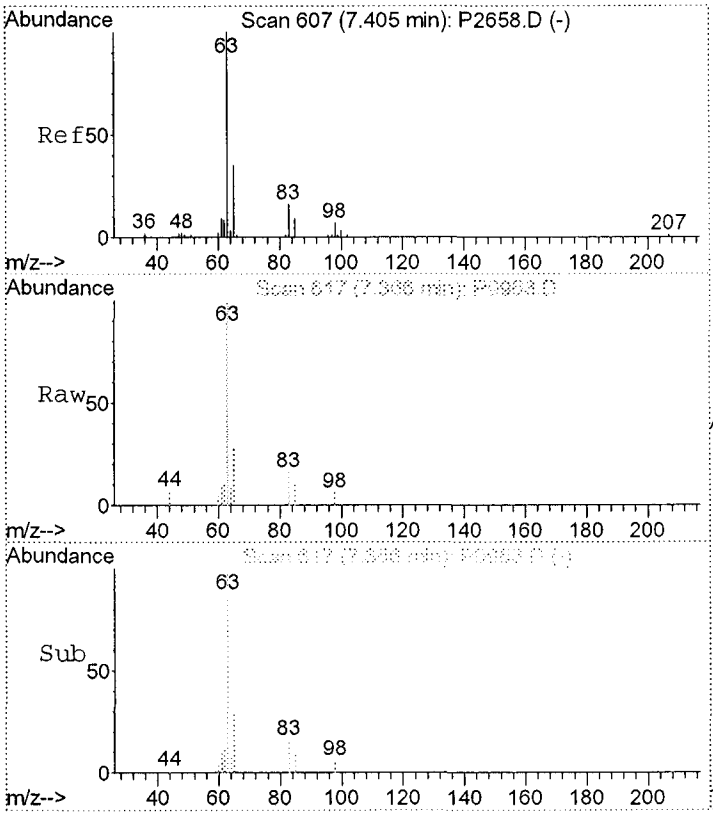

#20
C050 1,1-Dichloroethane
Concen: 1.54 ug/L
RT: 7.37 min Scan# 617
Delta R.T. 0.01 min
Lab File: P9963.D
Acq: 24 Jul 2009 18:04

Tgt Ion: 63 Resp: 20625

Ion	Ratio	Lower	Upper
63	100		
65	28.2	11.1	51.1
83	15.8	0.0	31.6

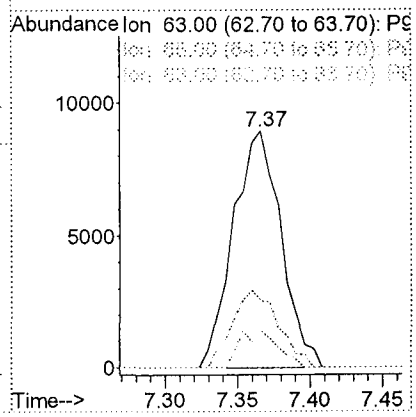

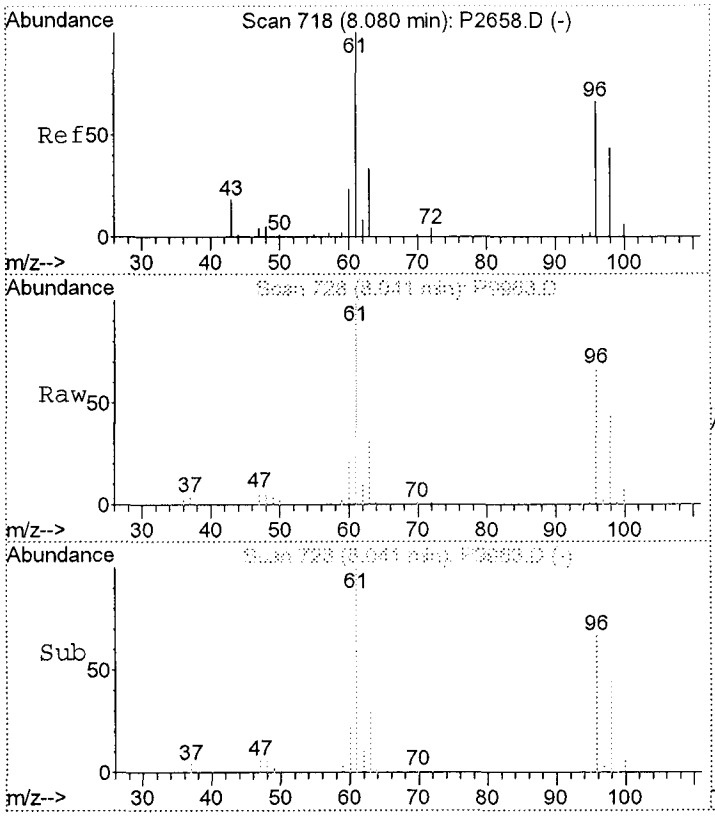

#23
C056 cis-1,2-Dichloroethene
Concen: 45.47 ug/L
RT: 8.04 min Scan# 728
Delta R.T. 0.01 min
Lab File: P9963.D
Acq: 24 Jul 2009 18:04

Tgt Ion: 96 Resp: 350993

Ion	Ratio	Lower	Upper
96	100		
61	148.6	128.0	168.0
98	65.0	43.4	83.4

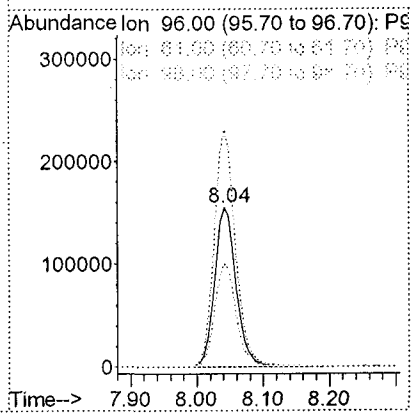

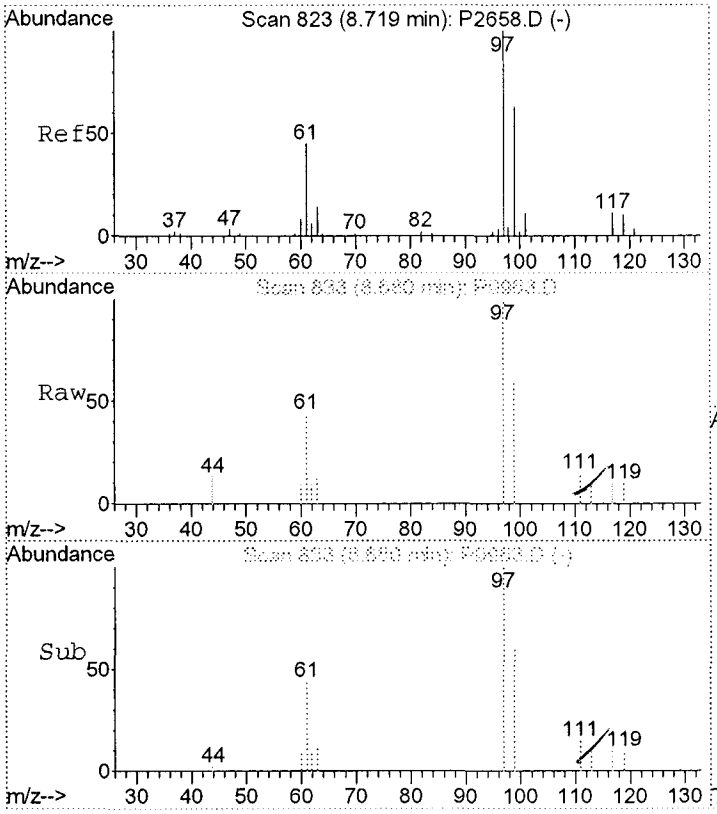

#27
C115 1,1,1-Trichloroethane
Concen: 0.74 ug/L
RT: 8.68 min Scan# 833
Delta R.T. 0.01 min
Lab File: P9963.D
Acq: 24 Jul 2009 18:04

Tgt Ion: 97 Resp: 9778

Ion	Ratio	Lower	Upper
97	100		
99	60.3	44.1	84.1
61	43.8	28.0	68.0

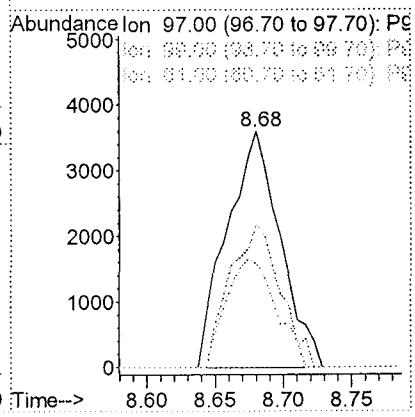

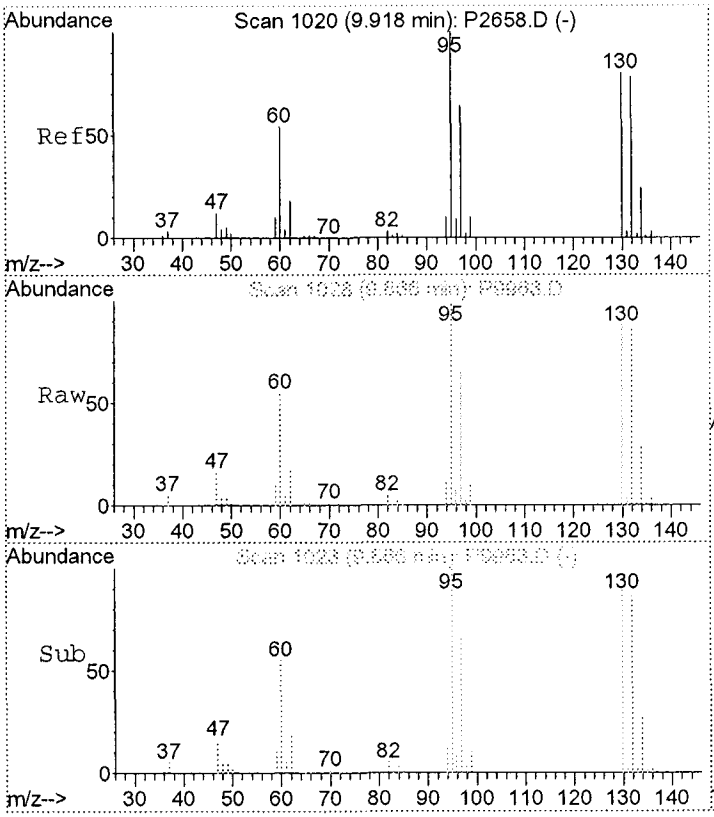

#36
C150 Trichloroethene
Concen: 87.37 ug/L
RT: 9.87 min Scan# 1028
Delta R.T. 0.00 min
Lab File: P9963.D
Acq: 24 Jul 2009 18:04

Tgt Ion: 95 Resp: 677453

Ion	Ratio	Lower	Upper
95	100		
130	89.4	68.8	108.8
132	85.9	63.4	103.4

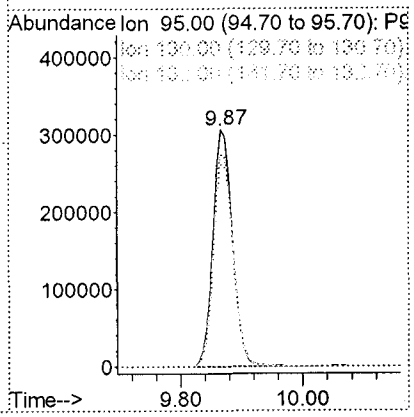

MW-12

Form 1
ORGANIC ANALYSIS DATA SHEET
8260B

Laboratory:	TestAmerica Buffalo			SDG:	
Client:	AECOM - Amherst, NY			Project:	AECOM, Inc. - Scott Aviation site - NY3A9023
Matrix:	Ground Water	Laboratory ID:	RSG0821-10	File ID:	P9964.D
Sampled:	07/22/09 11:00	Prepared:	07/24/09 10:05	Analyzed:	07/24/09 18:32
Solids:		Preparation:	5030B MS	Initial/Final:	5 mL / 5 mL

Batch: 9G24038 Sequence: RG92407 Calibration: R9G1510 Instrument: HP5973P

CAS NO.	COMPOUND	DILUTION	CONC. (ug/L)	Q
71-55-6	1,1,1-Trichloroethane	1	5.0	U
79-34-5	1,1,2,2-Tetrachloroethane	1	5.0	U
76-13-1	1,1,2-Trichloro-1,2,2-trifluoroethane	1	5.0	U
79-00-5	1,1,2-Trichloroethane	1	5.0	U
75-34-3	1,1-Dichloroethane	1	0.79	J
75-35-4	1,1-Dichloroethene	1	5.0	U
120-82-1	1,2,4-Trichlorobenzene	1	5.0	U
96-12-8	1,2-Dibromo-3-chloropropane	1	5.0	U
106-93-4	1,2-Dibromoethane	1	5.0	U
95-50-1	1,2-Dichlorobenzene	1	5.0	U
107-06-2	1,2-Dichloroethane	1	0.41	J
78-87-5	1,2-Dichloropropane	1	5.0	U
541-73-1	1,3-Dichlorobenzene	1	5.0	U
106-46-7	1,4-Dichlorobenzene	1	5.0	U
78-93-3	2-Butanone	1	25	U
591-78-6	2-Hexanone	1	25	U
108-10-1	4-Methyl-2-pentanone	1	25	U
67-64-1	Acetone	1	2.3	J
71-43-2	Benzene	1	5.0	U
75-27-4	Bromodichloromethane	1	5.0	U
75-25-2	Bromoform	1	5.0	U
74-83-9	Bromomethane	1	5.0	U
75-15-0	Carbon disulfide	1	5.0	U
56-23-5	Carbon Tetrachloride	1	5.0	U
108-90-7	Chlorobenzene	1	5.0	U
75-00-3	Chloroethane	1	9.2	
67-66-3	Chloroform	1	5.0	U
74-87-3	Chloromethane	1	5.0	U
156-59-2	cis-1,2-Dichloroethene	1	5.0	U
10061-01-5	cis-1,3-Dichloropropene	1	5.0	U
110-82-7	Cyclohexane	1	5.0	U
124-48-1	Dibromochloromethane	1	5.0	U
75-71-8	Dichlorodifluoromethane	1	5.0	U
100-41-4	Ethylbenzene	1	5.0	U
98-82-8	Isopropylbenzene	1	5.0	U
79-20-9	Methyl Acetate	1	5.0	U
108-87-2	Methylcyclohexane	1	5.0	U
75-09-2	Methylene Chloride	1	5.0	U
1634-04-4	Methyl-t-Butyl Ether (MTBE)	1	5.0	U

MW-12

Form 1
ORGANIC ANALYSIS DATA SHEET
8260B

Laboratory:	TestAmerica Buffalo			SDG:	
Client:	AECOM - Amherst, NY			Project:	AECOM, Inc. - Scott Aviation site - NY3A9023
Matrix:	Ground Water	Laboratory ID:	RSG0821-10	File ID:	P9964.D
Sampled:	07/22/09 11:00	Prepared:	07/24/09 10:05	Analyzed:	07/24/09 18:32
Solids:		Preparation:	5030B MS	Initial/Final:	5 mL / 5 mL

Batch: 9G24038 Sequence: RG92407 Calibration: R9G1510 Instrument: HP5973P

CAS NO.	COMPOUND	DILUTION	CONC. (ug/L)	Q
100-42-5	Styrene	1	5.0	U
127-18-4	Tetrachloroethene	1	5.0	U
108-88-3	Toluene	1	5.0	U
156-60-5	trans-1,2-Dichloroethene	1	5.0	U
10061-02-6	trans-1,3-Dichloropropene	1	5.0	U
79-01-6	Trichloroethene	1	5.0	U
75-69-4	Trichlorofluoromethane	1	5.0	U
75-01-4	Vinyl chloride	1	3.6	J
1330-20-7	Xylenes, total	1	15	U

SYSTEM MONITORING COMPOUND	ADDED (ug/L)	CONC (ug/L)	% REC	QC LIMITS	Q
1,2-Dichloroethane-d4	25.0	28.7	115	66 - 137	
4-Bromofluorobenzene	25.0	22.7	91	73 - 120	
Toluene-d8	25.0	23.8	95	71 - 126	

INTERNAL STANDARD	AREA	RT	REF AREA	REF RT	Q
1,4-Dichlorobenzene-d4	243227	16.73	332512	16.73	
1,4-Difluorobenzene	472006	9.49	632434	9.49	
Chlorobenzene-d5	456021	13.36	611788	13.36	

* Values outside of QC limits

Quantitation Report

Data File : H:\GCMS_VOA\P\072409\P9964.D
Acq On : 24 Jul 2009 18:32
Sample : RSG0821-10
Misc :
MS Integration Params: RTEINT.P
Quant Time: Jul 24 19:51:27 2009

Vial: 17
Operator: PQ
Inst : HP5973 P
Multiplr: 1.00

Quant Results File: R9G1510.RES

Quant Method : C:\MSDCHEM\1...\R9G1510.M (RTE Integrator)
Title : 8260 5ML
Last Update : Fri Jul 24 18:32:28 2009
Response via : Initial Calibration
DataAcq Meth : VOA
IS QA File : H:\GCMS_VOA\P\072409\P9948.D (24 Jul 2009 10:25)

7/24/09 CJR

Internal Standards	R.T.	QIon	Response	Conc Units	Dev(Min) Rcv(Ar)
1) CI10 1,4-Difluorobenzene	9.49	114	472006	25.00 ug/L	0.00 74.63%
43) CI20 Chlorobenzene-D5	13.36	117	456021	25.00 ug/L	0.00 74.54%
62) CI30 1,4-Dichlorobenzene-	16.73	152	243227	25.00 ug/L	0.00 73.15%

System Monitoring Compounds

30) CS87 Dibromofluoromethane	8.58	111	186873	26.47 ug/L	0.00
Spiked Amount 25.000 Range 70 - 130 Recovery = 105.88%					
31) CS15 1,2-Dichloroethane-D	9.01	65	283950	28.71 ug/L	0.00
Spiked Amount 25.000 Range 66 - 137 Recovery = 114.84%					
44) CS05 Toluene-D8	11.39	98	615737	23.80 ug/L	0.00
Spiked Amount 25.000 Range 71 - 126 Recovery = 95.20%					
61) CS10 p-Bromofluorobenzene	15.02	174	182108	22.68 ug/L	0.00
Spiked Amount 25.000 Range 73 - 120 Recovery = 90.72%					

Target Compounds

					Qvalue
2) C290 Dichlorodifluorometh	0.00	85	0	N.D.	
3) C010 Chloromethane	0.00	50	0	N.D.	
4) C020 Vinyl chloride	4.26	62	26284	3.59 ug/L	93
5) C015 Bromomethane	0.00	94	0	N.D.	
6) C025 Chloroethane	4.90	64	35852	9.22 ug/L	97
7) C275 Trichlorofluorometha	0.00	101	0	N.D.	
8) C045 1,1-Dichloroethene	0.00	96	0	N.D.	
9) C030 Methylene chloride	0.00	84	0	N.D.	
10) C040 Carbon disulfide	0.00	76	0	N.D.	
11) C036 Acrolein	0.00	56	0	N.D.	
12) C038 Acrylonitrile	0.00	53	0	N.D.	
13) C035 Acetone	5.97	43	6361	2.34 ug/L #	85
14) C300 Acetonitrile	0.00	41	0	N.D.	
15) C276 Iodomethane	0.00	142	0	N.D.	
16) C291 1,1,2 Trichloro-1,2,	0.00	101	0	N.D.	
17) C962 T-butyl Methyl Ether	0.00	73	0	N.D.	
18) C057 trans-1,2-Dichloroet	6.88	96	233	N.D.	
19) C255 Methyl Acetate	0.00	43	0	N.D.	
20) C050 1,1-Dichloroethane	7.37	63	10454	0.79 ug/L	91
21) C125 Vinyl Acetate	0.00	43	0	N.D.	
22) C051 2,2-Dichloropropane	0.00	77	0	N.D.	
23) C056 cis-1,2-Dichloroethe	8.04	96	615	N.D.	
24) C272 Tetrahydrofuran	8.39	42	16724	6.79 ug/L #	85
25) C222 Bromochloromethane	0.00	128	0	N.D.	
26) C060 Chloroform	0.00	83	0	N.D.	
27) C115 1,1,1-Trichloroethan	0.00	97	0	N.D.	
28) C120 Carbon tetrachloride	0.00	117	0	N.D.	
29) C116 1,1-Dichloropropene	0.00	75	0	N.D.	
32) C165 Benzene	9.12	78	4162	N.D.	

(#) = qualifier out of range (m) = manual integration

8/4/09

Quantitation Report

Data File : H:\GCMS_VOA\P\072409\P9964.D
Acq On : 24 Jul 2009 18:32
Sample : RSG0821-10
Misc :
MS Integration Params: RTEINT.P
Quant Time: Jul 24 19:51:27 2009

Vial: 17
Operator: PQ
Inst : HP5973 P
Multiplr: 1.00

Quant Results File: R9G1510.RES

Quant Method : C:\MSDCHEM\1...\R9G1510.M (RTE Integrator)
Title : 8260 5ML
Last Update : Fri Jul 24 18:32:28 2009
Response via : Initial Calibration
DataAcq Meth : VOA

	Compound		R.T.	QIon	Response	Conc Unit	Qvalue
33)	C065	1,2-Dichloroethane	9.11	62	5265	0.41 ug/L	91
34)	C110	2-Butanone	8.02	43	462	N.D.	
35)	C256	Cyclohexane	0.00	56	0	N.D.	
36)	C150	Trichloroethene	9.87	95	1280	N.D.	
37)	C140	1,2-Dichloropropane	0.00	63	0	N.D.	
38)	C278	Dibromomethane	0.00	93	0	N.D.	
39)	C130	Bromodichloromethane	0.00	83	0	N.D.	
40)	C161	2-Chloroethylvinyl E	0.00	63	0	N.D.	
41)	C012	Methylcycolhexane	0.00	83	0	N.D.	
42)	C145	cis-1,3-Dichloroprop	0.00	75	0	N.D.	
45)	C230	Toluene	11.48	92	958	N.D.	
46)	C170	trans-1,3-Dichloropr	0.00	75	0	N.D.	
47)	C284	Ethyl Methacrylate	0.00	69	0	N.D.	
48)	C160	1,1,2-Trichloroethan	0.00	83	0	N.D.	
49)	C210	4-Methyl-2-pentanone	0.00	43	0	N.D.	
50)	C220	Tetrachloroethene	0.00	166	0	N.D.	
51)	C221	1,3-Dichloropropane	0.00	76	0	N.D.	
52)	C155	Dibromochloromethane	0.00	129	0	N.D.	
53)	C163	1,2-Dibromoethane	0.00	107	0	N.D.	
54)	C215	2-Hexanone	0.00	43	0	N.D.	
55)	C235	Chlorobenzene	0.00	112	0	N.D.	
56)	C281	1,1,1,2-Tetrachloroe	0.00	131	0	N.D.	
57)	C240	Ethylbenzene	13.52	91	521	N.D.	
58)	C246	m,p-Xylene	13.67	106	267	N.D.	
59)	C247	o-Xylene	14.26	106	116	N.D.	
60)	C245	Styrene	0.00	104	0	N.D.	
63)	C180	Bromoform	0.00	173	0	N.D.	
64)	C966	Isopropylbenzene	0.00	105	0	N.D.	
65)	C301	Bromobenzene	0.00	156	0	N.D.	
66)	C225	1,1,2,2-Tetrachloroe	0.00	83	0	N.D.	
67)	C282	1,2,3-Trichloropropa	0.00	110	0	N.D.	
68)	C283	t-1,4-Dichloro-2-But	0.00	89	0	N.D.	
69)	C302	n-Propylbenzene	0.00	91	0	N.D.	
70)	C303	2-Chlorotoluene	0.00	126	0	N.D.	
71)	C289	4-Chlorotoluene	0.00	126	0	N.D.	
72)	C304	1,3,5-Trimethylbenze	15.46	105	262	N.D.	
73)	C306	tert-Butylbenzene	0.00	134	0	N.D.	
74)	C307	1,2,4-Trimethylbenze	16.17	105	933	N.D.	
75)	C308	sec-Butylbenzene	0.00	105	0	N.D.	
76)	C260	1,3-Dichlorobenzene	0.00	146	0	N.D.	
77)	C309	4-Isopropyltoluene	0.00	119	0	N.D.	
78)	C267	1,4-Dichlorobenzene	0.00	146	0	N.D.	
79)	C249	1,2-Dichlorobenzene	0.00	146	0	N.D.	
80)	C310	n-Butylbenzene	0.00	91	0	N.D.	
81)	C286	1,2-Dibromo-3-Chloro	0.00	75	0	N.D.	
82)	C313	1,2,4-Trichlorobenze	0.00	180	0	N.D.	
83)	C316	Hexachlorobutadiene	0.00	225	0	N.D.	
84)	C314	Naphthalene	20.20	128	656	N.D.	
85)	C934	1,2,3-Trichlorobenze	0.00	180	0	N.D.	

(#) = qualifier out of range (m) = manual integration

Quantitation Report (Not Reviewed)

Data File : H:\GCMS_VOA\P\072409\P9964.D
Acq On : 24 Jul 2009 18:32
Sample : RSG0821-10
Misc :
MS Integration Params: RTEINT.P
Quant Time: Jul 24 19:49 2009

Vial: 17
Operator: PQ
Inst : HP5973 P
Multiplr: 1.00

Quant Results File: R9G1510.RES

Method : C:\MSDCHEM\1\METHODS\8260_5ML\R9G1510.M (RTE Integrator)
Title : 8260 5ML
Last Update : Fri Jul 24 18:32:28 2009
Response via : Initial Calibration



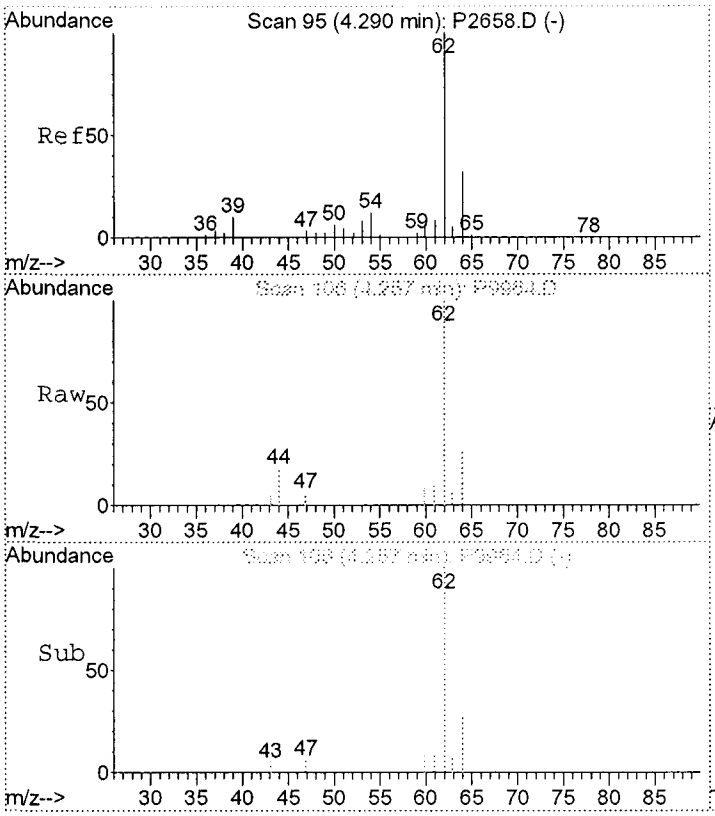

#4
C020 Vinyl chloride
Concen: 3.59 ug/L
RT: 4.26 min Scan# 106
Delta R.T. -0.01 min
Lab File: P9964.D
Acq: 24 Jul 2009 18:32

Tgt Ion: 62 Resp: 26284

Ion	Ratio	Lower	Upper
62	100		
64	27.1	11.1	51.1

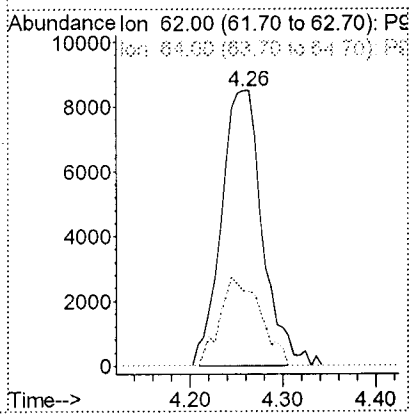

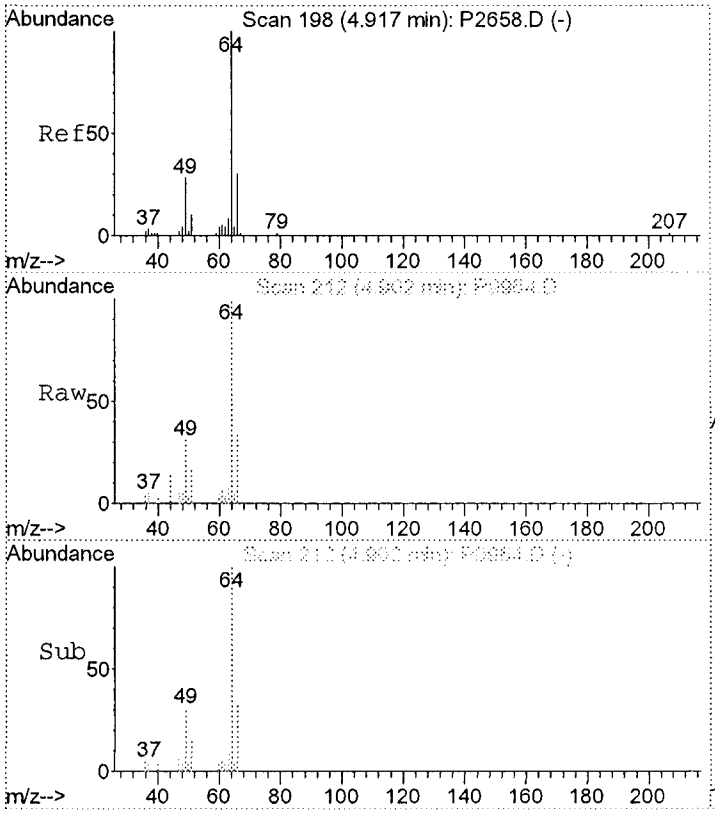

#6
C025 Chloroethane
Concen: 9.22 ug/L
RT: 4.90 min Scan# 212
Delta R.T. 0.01 min
Lab File: P9964.D
Acq: 24 Jul 2009 18:32

Tgt Ion: 64 Resp: 35852

Ion	Ratio	Lower	Upper
64	100		
66	32.5	10.6	50.6

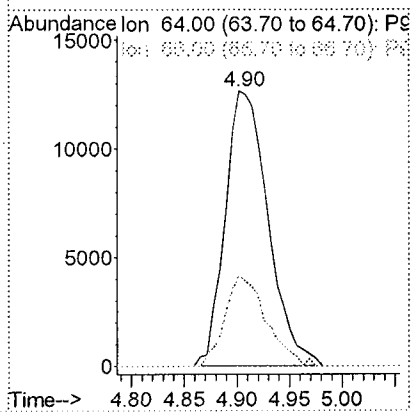

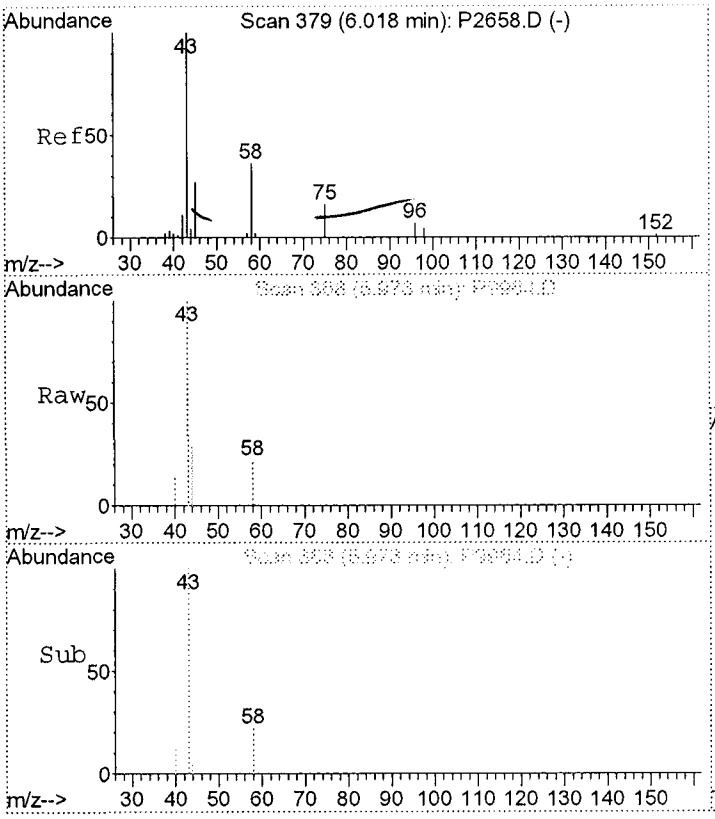

#13
C035 Acetone
Concen: 2.34 ug/L
RT: 5.97 min Scan# 388
Delta R.T. 0.02 min
Lab File: P9964.D
Acq: 24 Jul 2009 18:32

Tgt Ion: 43 Resp: 6361

Ion	Ratio	Lower	Upper
43	100		
58	21.8	24.2	36.2#

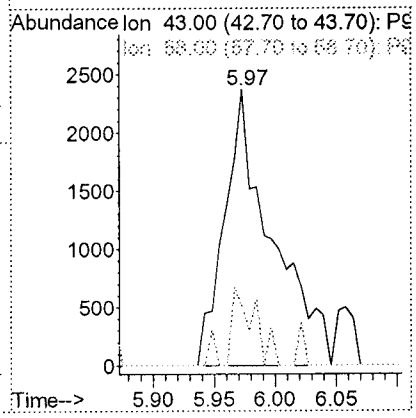

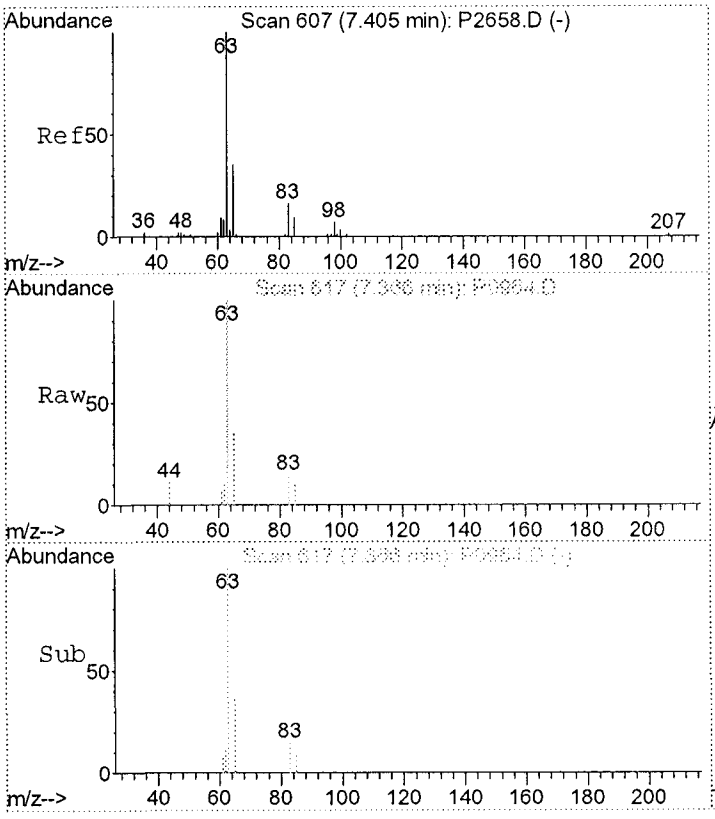

#20
C050 1,1-Dichloroethane
Concen: 0.79 ug/L
RT: 7.37 min Scan# 617
Delta R.T. 0.01 min
Lab File: P9964.D
Acq: 24 Jul 2009 18:32

Tgt Ion: 63 Resp: 10454

Ion	Ratio	Lower	Upper
63	100		
65	36.1	11.1	51.1
83	14.5	0.0	31.6

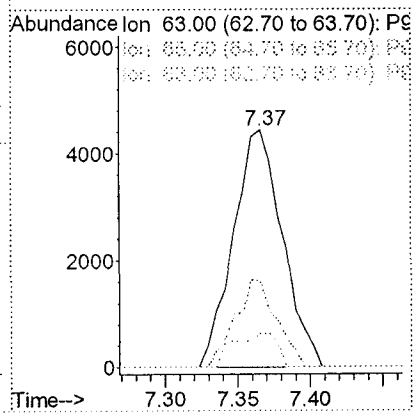

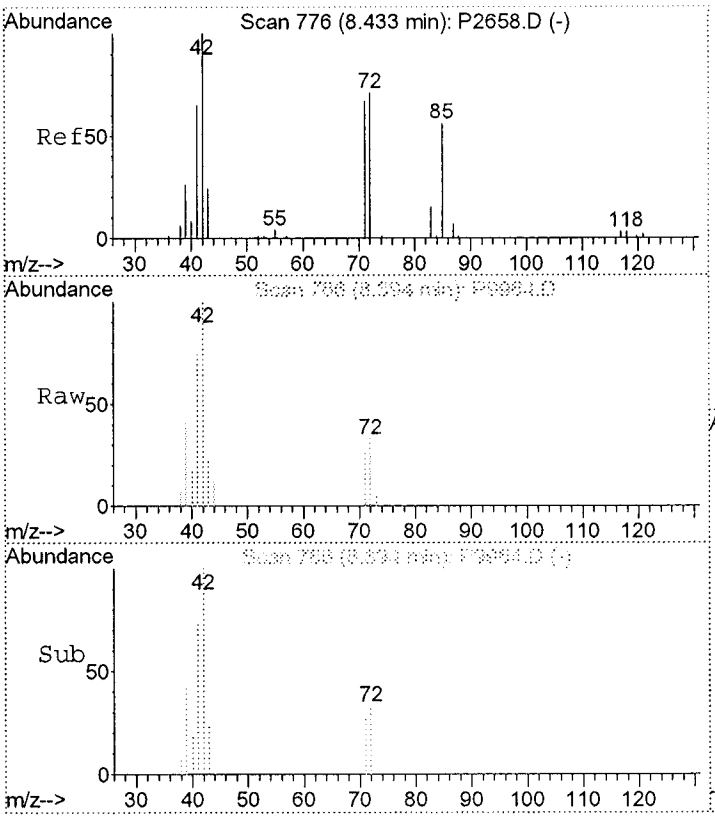

#24
C272 Tetrahydrofuran
Concen: 6.79 ug/L
RT: 8.39 min Scan# 786
Delta R.T. 0.01 min
Lab File: P9964.D
Acq: 24 Jul 2009 18:32

Tgt Ion: 42 Resp: 16724

Ion	Ratio	Lower	Upper
42	100		
71	27.3	29.8	44.6#
72	33.0	33.4	50.0#

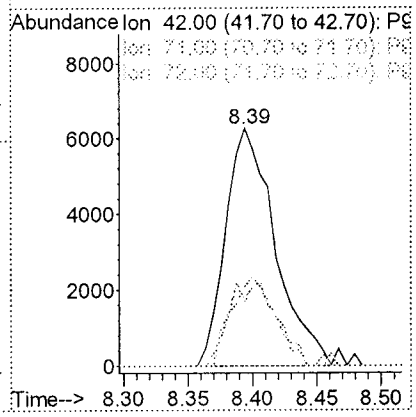

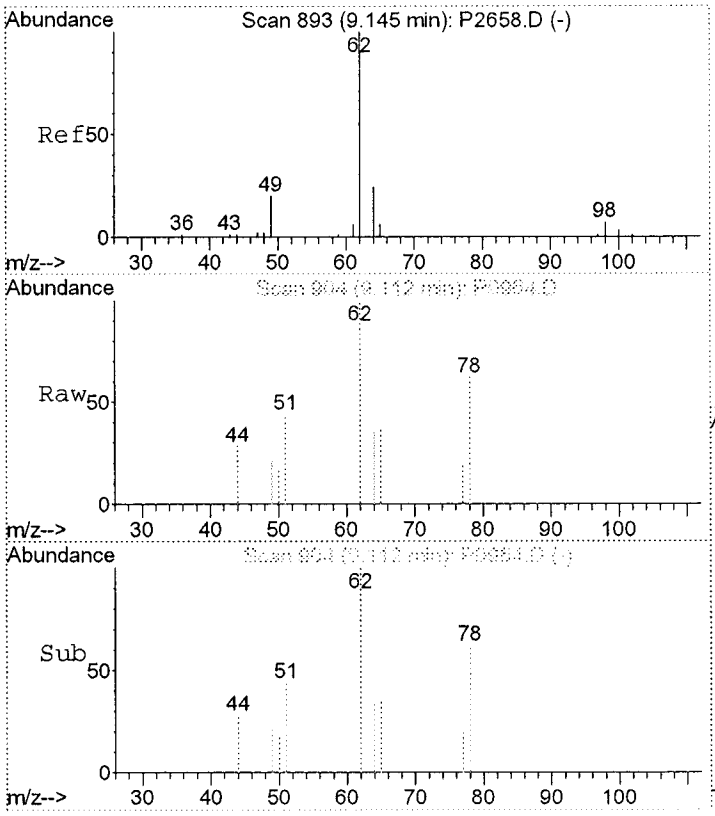

#33
C065 1,2-Dichloroethane
Concen: 0.41 ug/L
RT: 9.11 min Scan# 904
Delta R.T. 0.01 min
Lab File: P9964.D
Acq: 24 Jul 2009 18:32

Tgt Ion: 62 Resp: 5265

Ion	Ratio	Lower	Upper
62	100		
64	35.1	11.5	51.5
49	21.0	7.7	47.7

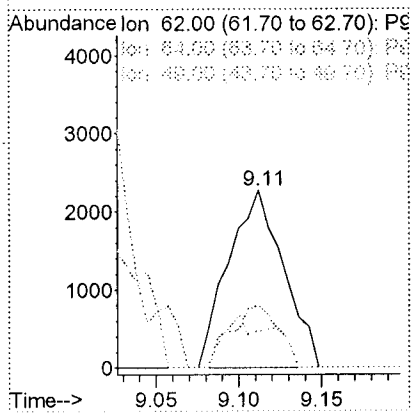

TRIP BLANK

Form 1
ORGANIC ANALYSIS DATA SHEET
8260B

Laboratory:	TestAmerica Buffalo			SDG:	
Client:	AECOM - Amherst, NY			Project:	AECOM, Inc. - Scott Aviation site - NY3A9023
Matrix:	Water	Laboratory ID:	RSG0821-11	File ID:	P9965.D
Sampled:	07/21/09 00:00	Prepared:	07/24/09 10:05	Analyzed:	07/24/09 19:01
Solids:		Preparation:	5030B MS	Initial/Final:	5 mL / 5 mL

Batch: 9G24038 Sequence: RG92407 Calibration: R9G1510 Instrument: HP5973P

CAS NO.	COMPOUND	DILUTION	CONC. (ug/L)	Q
71-55-6	1,1,1-Trichloroethane	1	5.0	U
79-34-5	1,1,2,2-Tetrachloroethane	1	5.0	U
76-13-1	1,1,2-Trichloro-1,2,2-trifluoroethane	1	5.0	U
79-00-5	1,1,2-Trichloroethane	1	5.0	U
75-34-3	1,1-Dichloroethane	1	5.0	U
75-35-4	1,1-Dichloroethene	1	5.0	U
120-82-1	1,2,4-Trichlorobenzene	1	5.0	U
96-12-8	1,2-Dibromo-3-chloropropane	1	5.0	U
106-93-4	1,2-Dibromoethane	1	5.0	U
95-50-1	1,2-Dichlorobenzene	1	5.0	U
107-06-2	1,2-Dichloroethane	1	5.0	U
78-87-5	1,2-Dichloropropane	1	5.0	U
541-73-1	1,3-Dichlorobenzene	1	5.0	U
106-46-7	1,4-Dichlorobenzene	1	5.0	U
78-93-3	2-Butanone	1	25	U
591-78-6	2-Hexanone	1	25	U
108-10-1	4-Methyl-2-pentanone	1	25	U
67-64-1	Acetone	1	25	U
71-43-2	Benzene	1	5.0	U
75-27-4	Bromodichloromethane	1	5.0	U
75-25-2	Bromoform	1	5.0	U
74-83-9	Bromomethane	1	5.0	U
75-15-0	Carbon disulfide	1	5.0	U
56-23-5	Carbon Tetrachloride	1	5.0	U
108-90-7	Chlorobenzene	1	5.0	U
75-00-3	Chloroethane	1	5.0	U
67-66-3	Chloroform	1	5.0	U
74-87-3	Chloromethane	1	5.0	U
156-59-2	cis-1,2-Dichloroethene	1	5.0	U
10061-01-5	cis-1,3-Dichloropropene	1	5.0	U
110-82-7	Cyclohexane	1	5.0	U
124-48-1	Dibromochloromethane	1	5.0	U
75-71-8	Dichlorodifluoromethane	1	5.0	U
100-41-4	Ethylbenzene	1	5.0	U
98-82-8	Isopropylbenzene	1	5.0	U
79-20-9	Methyl Acetate	1	5.0	U
108-87-2	Methylcyclohexane	1	5.0	U
75-09-2	Methylene Chloride	1	5.0	U
1634-04-4	Methyl-t-Butyl Ether (MTBE)	1	5.0	U

TRIP BLANK

Form 1
ORGANIC ANALYSIS DATA SHEET
8260B

Laboratory:	TestAmerica Buffalo			SDG:	
Client:	AECOM - Amherst, NY			Project:	AECOM, Inc. - Scott Aviation site - NY3A9023
Matrix:	Water	Laboratory ID:	RSG0821-11	File ID:	P9965.D
Sampled:	07/21/09 00:00	Prepared:	07/24/09 10:05	Analyzed:	07/24/09 19:01
Solids:		Preparation:	5030B MS	Initial/Final:	5 mL / 5 mL

Batch: 9G24038 Sequence: RG92407 Calibration: R9G1510 Instrument: HP5973P

CAS NO.	COMPOUND	DILUTION	CONC. (ug/L)	Q
100-42-5	Styrene	1	5.0	U
127-18-4	Tetrachloroethene	1	5.0	U
108-88-3	Toluene	1	5.0	U
156-60-5	trans-1,2-Dichloroethene	1	5.0	U
10061-02-6	trans-1,3-Dichloropropene	1	5.0	U
79-01-6	Trichloroethene	1	5.0	U
75-69-4	Trichlorofluoromethane	1	5.0	U
75-01-4	Vinyl chloride	1	5.0	U
1330-20-7	Xylenes, total	1	15	U

SYSTEM MONITORING COMPOUND	ADDED (ug/L)	CONC (ug/L)	% REC	QC LIMITS	Q
1,2-Dichloroethane-d4	25.0	29.2	117	66 - 137	
4-Bromofluorobenzene	25.0	23.1	92	73 - 120	
Toluene-d8	25.0	24.1	96	71 - 126	

INTERNAL STANDARD	AREA	RT	REF AREA	REF RT	Q
1,4-Dichlorobenzene-d4	236914	16.73	332512	16.73	
1,4-Difluorobenzene	469499	9.49	632434	9.49	
Chlorobenzene-d5	441970	13.36	611788	13.36	

* Values outside of QC limits

Quantitation Report

Data File : H:\GCMS_VOA\P\072409\P9965.D Vial: 18
Acq On : 24 Jul 2009 19:01 Operator: PQ
Sample : RSG0821-11 Inst : HP5973 P
Misc : Multiplr: 1.00
MS Integration Params: RTEINT.P
Quant Time: Jul 24 19:51:35 2009 Quant Results File: R9G1510.RES

Quant Method : C:\MSDCHEM\1...\R9G1510.M (RTE Integrator)
Title : 8260 5ML
Last Update : Fri Jul 24 18:32:28 2009
Response via : Initial Calibration
DataAcq Meth : VOA
IS QA File : H:\GCMS_VOA\P\072409\P9948.D (24 Jul 2009 10:25)

7/27/09 CN

Internal Standards	R.T.	QIon	Response	Conc Units	Dev(Min) Rcv(Ar)
1) CI10 1,4-Difluorobenzene	9.49	114	469499	25.00 ug/L	0.00 74.24%
43) CI20 Chlorobenzene-D5	13.36	117	441970	25.00 ug/L	0.00 72.24%
62) CI30 1,4-Dichlorobenzene-	16.73	152	236914	25.00 ug/L	0.00 71.25%

System Monitoring Compounds

30) CS87 Dibromofluoromethane	8.58	111	186688	26.58 ug/L	0.01
Spiked Amount 25.000	Range 70 - 130		Recovery = 106.32%		
31) CS15 1,2-Dichloroethane-D	9.01	65	287795	29.25 ug/L	0.00
Spiked Amount 25.000	Range 66 - 137		Recovery = 117.00%		
44) CS05 Toluene-D8	11.39	98	603847	24.08 ug/L	0.00
Spiked Amount 25.000	Range 71 - 126		Recovery = 96.32%		
61) CS10 p-Bromofluorobenzene	15.02	174	179802	23.11 ug/L	0.00
Spiked Amount 25.000	Range 73 - 120		Recovery = 92.44%		

Target Compounds

					Qvalue
2) C290 Dichlorodifluorometh	0.00	85	0	N.D.	
3) C010 Chloromethane	0.00	50	0	N.D.	
4) C020 Vinyl chloride	0.00	62	0	N.D.	
5) C015 Bromomethane	0.00	94	0	N.D.	
6) C025 Chloroethane	0.00	64	0	N.D.	
7) C275 Trichlorofluorometha	0.00	101	0	N.D.	
8) C045 1,1-Dichloroethene	0.00	96	0	N.D.	
9) C030 Methylene chloride	6.53	84	1440	Below Cal #	80
10) C040 Carbon disulfide	0.00	76	0	N.D.	
11) C036 Acrolein	0.00	56	0	N.D.	
12) C038 Acrylonitrile	0.00	53	0	N.D.	
13) C035 Acetone	5.99	43	3521	1.30 ug/L #	44
14) C300 Acetonitrile	0.00	41	0	N.D.	
15) C276 Iodomethane	0.00	142	0	N.D.	
16) C291 1,1,2 Trichloro-1,2,	0.00	101	0	N.D.	
17) C962 T-butyl Methyl Ether	0.00	73	0	N.D.	
18) C057 trans-1,2-Dichloroet	0.00	96	0	N.D.	
19) C255 Methyl Acetate	0.00	43	0	N.D.	
20) C050 1,1-Dichloroethane	0.00	63	0	N.D.	
21) C125 Vinyl Acetate	0.00	43	0	N.D.	
22) C051 2,2-Dichloropropane	0.00	77	0	N.D.	
23) C056 cis-1,2-Dichloroethe	0.00	96	0	N.D.	
24) C272 Tetrahydrofuran	0.00	42	0	N.D.	
25) C222 Bromochloromethane	0.00	128	0	N.D.	
26) C060 Chloroform	0.00	83	0	N.D.	
27) C115 1,1,1-Trichloroethan	0.00	97	0	N.D.	
28) C120 Carbon tetrachloride	0.00	117	0	N.D.	
29) C116 1,1-Dichloropropene	0.00	75	0	N.D.	
32) C165 Benzene	0.00	78	0	N.D.	

(#) = qualifier out of range (m) = manual integration

8/4/2009

Quantitation Report

Data File : H:\GCMS_VOA\P\072409\P9965.D
Acq On : 24 Jul 2009 19:01
Sample : RSG0821-11
Misc :
MS Integration Params: RTEINT.P
Quant Time: Jul 24 19:51:35 2009

Vial: 18
Operator: PQ
Inst : HP5973 P
Multiplr: 1.00
Quant Results File: R9G1510.RES

Quant Method : C:\MSDCHEM\1...\R9G1510.M (RTE Integrator)
Title : 8260 5ML
Last Update : Fri Jul 24 18:32:28 2009
Response via : Initial Calibration
DataAcq Meth : VOA

	Compound		R.T.	QIon	Response	Conc Unit	Qvalue
33)	C065	1,2-Dichloroethane	0.00	62	0	N.D.	
34)	C110	2-Butanone	0.00	43	0	N.D.	
35)	C256	Cyclohexane	0.00	56	0	N.D.	
36)	C150	Trichloroethene	9.87	95	123	N.D.	
37)	C140	1,2-Dichloropropane	0.00	63	0	N.D.	
38)	C278	Dibromomethane	0.00	93	0	N.D.	
39)	C130	Bromodichloromethane	0.00	83	0	N.D.	
40)	C161	2-Chloroethylvinyl E	0.00	63	0	N.D.	
41)	C012	Methylcycolhexane	0.00	83	0	N.D.	
42)	C145	cis-1,3-Dichloroprop	0.00	75	0	N.D.	
45)	C230	Toluene	0.00	92	0	N.D.	
46)	C170	trans-1,3-Dichloropr	0.00	75	0	N.D.	
47)	C284	Ethyl Methacrylate	0.00	69	0	N.D.	
48)	C160	1,1,2-Trichloroethan	0.00	83	0	N.D.	
49)	C210	4-Methyl-2-pentanone	0.00	43	0	N.D.	
50)	C220	Tetrachloroethene	0.00	166	0	N.D.	
51)	C221	1,3-Dichloropropane	0.00	76	0	N.D.	
52)	C155	Dibromochloromethane	0.00	129	0	N.D.	
53)	C163	1,2-Dibromoethane	0.00	107	0	N.D.	
54)	C215	2-Hexanone	0.00	43	0	N.D.	
55)	C235	Chlorobenzene	0.00	112	0	N.D.	
56)	C281	1,1,1,2-Tetrachloroe	0.00	131	0	N.D.	
57)	C240	Ethylbenzene	13.36	91	574	N.D.	
58)	C246	m,p-Xylene	0.00	106	0	N.D.	
59)	C247	o-Xylene	0.00	106	0	N.D.	
60)	C245	Styrene	0.00	104	0	N.D.	
63)	C180	Bromoform	0.00	173	0	N.D.	
64)	C966	Isopropylbenzene	0.00	105	0	N.D.	
65)	C301	Bromobenzene	0.00	156	0	N.D.	
66)	C225	1,1,2,2-Tetrachloroe	0.00	83	0	N.D.	
67)	C282	1,2,3-Trichloropropa	0.00	110	0	N.D.	
68)	C283	t-1,4-Dichloro-2-But	0.00	89	0	N.D.	
69)	C302	n-Propylbenzene	0.00	91	0	N.D.	
70)	C303	2-Chlorotoluene	0.00	126	0	N.D.	
71)	C289	4-Chlorotoluene	0.00	126	0	N.D.	
72)	C304	1,3,5-Trimethylbenze	0.00	105	0	N.D.	
73)	C306	tert-Butylbenzene	0.00	134	0	N.D.	
74)	C307	1,2,4-Trimethylbenze	0.00	105	0	N.D.	
75)	C308	sec-Butylbenzene	0.00	105	0	N.D.	
76)	C260	1,3-Dichlorobenzene	0.00	146	0	N.D.	
77)	C309	4-Isopropyltoluene	0.00	119	0	N.D.	
78)	C267	1,4-Dichlorobenzene	0.00	146	0	N.D.	
79)	C249	1,2-Dichlorobenzene	0.00	146	0	N.D.	
80)	C310	n-Butylbenzene	0.00	91	0	N.D.	
81)	C286	1,2-Dibromo-3-Chloro	0.00	75	0	N.D.	
82)	C313	1,2,4-Trichlorobenze	0.00	180	0	N.D.	
83)	C316	Hexachlorobutadiene	0.00	225	0	N.D.	
84)	C314	Naphthalene	0.00	128	0	N.D.	
85)	C934	1,2,3-Trichlorobenze	0.00	180	0	N.D.	

(#) = qualifier out of range (m) = manual integration

Data File : H:\GCMS_VOA\P\072409\P9965.D
Acq On : 24 Jul 2009 19:01
Sample : RSG0821-11
Misc :
MS Integration Params: RTEINT.P
Quant Time: Jul 24 19:49 2009

Vial: 18
Operator: PQ
Inst : HP5973 P
Multiplr: 1.00

Quant Results File: R9G1510.RES

Method : C:\MSDCHEM\1\METHODS\8260_5ML\R9G1510.M (RTE Integrator)
Title : 8260 5ML
Last Update : Fri Jul 24 18:32:28 2009
Response via : Initial Calibration



Form 6

INITIAL CALIBRATION DATA

8260B

Laboratory: TestAmerica Buffalo

Client: AECOM - Amherst, NY

Calibration: R9G1510

SDG:

Project: AECOM, Inc. - Scott Aviation site - NY3A90

Instrument: HP5973P

Calibration Date: 07/15/09 21:29

Compound	Level 01		Level 02		Level 03		Level 04		Level 05		Level 06	
	ug/L	RF	ug/L	RF	ug/L	RF	ug/L	RF	ug/L	RF	ug/L	RF
1,1,1-Trichloroethane	1	0.6851265	10	0.6502891	25	0.7306554	50	0.7085069	100	0.7044573		
1,1,2,2-Tetrachloroethane	1	0.9786737	10	0.8627229	25	0.923567	50	0.9429651	100	0.9370796		
1,1,2-Trichloro-1,2,2-trifluoroethar	1	0.3787664	10	0.3586314	25	0.3843642	50	0.3554509	100	0.3657453		
1,1,2-Trichloroethane	1	0.3240311	10	0.2899732	25	0.3127766	50	0.3068714	100	0.304845		
1,1-Dichloroethane	1	0.7604958	10	0.6908384	25	0.7197601	50	0.6892274	100	0.6644563		
1,1-Dichloroethene	1	0.3334864	10	0.3021114	25	0.3209957	50	0.3073114	100	0.2952021		
1,2,4-Trichlorobenzene	1	1.280309	10	1.103527	25	1.21609	50	1.208098	100	1.153743		
1,2-Dibromo-3-chloropropane	1	0.1896539	10	0.1835331	25	0.2155742	50	0.2309969	100	0.2438077		
1,2-Dibromoethane	1	0.412529	10	0.3770986	25	0.4089418	50	0.4082715	100	0.4103626		
1,2-Dichlorobenzene	1	1.879509	10	1.641241	25	1.734426	50	1.700594	100	1.635774		
1,2-Dichloroethane	1	0.7366664	10	0.6486281	25	0.6959003	50	0.6760679	100	0.6448453		
1,2-Dichloroethane-d4	1	0.6002003	10	0.5118086	25	0.4814246	50	0.5115798	100	0.5143545		
1,2-Dichloroethene, Total	2	9969.5	20	8801.25	50	9603.4	100	9417.2	200	9544.755		
1,2-Dichloropropane	1	0.4018029	10	0.3720539	25	0.4010813	50	0.3842059	100	0.366621		
1,3-Dichlorobenzene	1	1.874275	10	1.636138	25	1.694543	50	1.644249	100	1.569729		
1,4-Dichlorobenzene	1	1.945551	10	1.647989	25	1.733339	50	1.719433	100	1.652213		
2-Butanone	5	0.2673066	50	0.2013998	125	0.2050978	250	0.2064366	500	0.2113145		
2-Hexanone	5	0.3758796	50	0.3378618	125	0.3443597	250	0.3343976	500	0.318459		
4-Bromofluorobenzene	1	0.5404983	10	0.4190053	25	0.401	50	0.4229543	100	0.4173045		
4-Methyl-2-pentanone	5	0.5502768	50	0.4649807	125	0.4804291	250	0.4720149	500	0.4565835		
Acetone	5	0.1760788	50	0.1346876	125	0.1380984	250	0.135144	500	0.1343725		
Benzene	1	1.600743	10	1.358667	25	1.445544	50	1.390099	100	1.339134		
Bromodichloromethane	1	0.4915283	10	0.4874193	25	0.5647395	50	0.5602351	100	0.5673737		
Bromoform	1	0.1815056	10	0.1959199	25	0.2451887	50	0.2647724	100	0.2838842		
Bromomethane	1	0.2558635	10	0.2347088	25	0.2283361	50	0.2261583	100	0.2223953		
Carbon disulfide	1	1.223854	10	1.102109	25	1.177962	50	1.130727	100	1.136252		
Carbon Tetrachloride	1	0.5191553	10	0.5176999	25	0.5952284	50	0.5839654	100	0.5898576		
Chlorobenzene	1	1.332113	10	1.087456	25	1.147825	50	1.125537	100	1.088699		
Chloroethane	1	0.2347467	10	0.1990542	25	0.2016048	50	0.1960012	100	0.1982139		
Chloroform	1	0.8224272	10	0.6979239	25	0.7494991	50	0.7273949	100	0.68759		
Chloromethane	1	0.4581003	10	0.4114889	25	0.4088853	50	0.4076448	100	0.4080615		
cis-1,2-Dichloroethene	1	0.4396545	10	0.391128	25	0.4132319	50	0.4019921	100	0.3822384		
cis-1,3-Dichloropropene	1	0.5671063	10	0.5701158	25	0.6477541	50	0.6370205	100	0.6391206		
Cyclohexane	1	0.7912528	10	0.6290957	25	0.6876878	50	0.6440341	100	0.6631942		
Dibromochloromethane	1	0.3451063	10	0.3563149	25	0.4245807	50	0.4486328	100	0.4582061		
Dichlorodifluoromethane	1	0.4180369	10	0.5147227	25	0.526696	50	0.4864515	100	0.510062		
Ethylbenzene	1	2.192624	10	1.884559	25	2.031517	50	1.963534	100	1.875206		
Isopropylbenzene	1	3.818746	10	3.33819	25	3.542238	50	3.480607	100	3.307091		
Methyl Acetate	1	0.62211	10	0.4411344	25	0.4540369	50	0.4503519	100	0.4541775		
Methylcyclohexane	1	0.6568317	10	0.5604778	25	0.6223502	50	0.5794831	100	0.5959474		
Methylene Chloride	1	0.8022285	10	0.4081879	25	0.4030865	50	0.3865169	100	0.3732964		
Methyl-t-Butyl Ether (MTBE)	1	1.358484	10	1.216608	25	1.296905	50	1.24875	100	1.242579		
Styrene	1	1.175835	10	1.063598	25	1.130242	50	1.082908	100	1.018965		
Tetrachloroethene	1	0.4495446	10	0.3703777	25	0.3840694	50	0.3614292	100	0.3360019		
Toluene	1	1.09783	10	0.9599299	25	1.021249	50	0.9983612	100	0.9586012		
Toluene-d8	1	1.665163	10	1.37687	25	1.315108	50	1.382869	100	1.351956		

Form 6

INITIAL CALIBRATION DATA

8260B

Laboratory: TestAmerica Buffalo

Client: AECOM - Amherst, NY

Calibration: R9G1510

SDG:

Project: AECOM, Inc. - Scott Aviation site - NY3A90

Instrument: HP5973P

Calibration Date: 07/15/09 21:29

Compound	Level 01		Level 02		Level 03		Level 04		Level 05		Level 06	
	ug/L	RF	ug/L	RF	ug/L	RF	ug/L	RF	ug/L	RF	ug/L	RF
trans-1,2-Dichloroethene	1	0.3924547	10	0.349065	25	0.3746618	50	0.3581461	100	0.3474316		
trans-1,3-Dichloropropene	1	0.5872924	10	0.5825626	25	0.6575023	50	0.6706484	100	0.6705012		
Trichloroethene	1	0.4337284	10	0.3810023	25	0.4187895	50	0.4034588	100	0.4000992		
Trichlorofluoromethane	1	0.752817	10	0.7347853	25	0.7538573	50	0.7306567	100	0.7394679		
Vinyl acetate	5	19847.4	50	18145.5	125	19726.24	250	19633.68	500	19982.32		
Vinyl chloride	1	0.3843586	10	0.3920279	25	0.3855932	50	0.3845578	100	0.3908253		
Xylenes, total	3	0.7818658	30	0.7046976	75	0.7328955	150	0.7023592	300	0.6635225		

Form 6

INITIAL CALIBRATION DATA (Continued)

8260B

Laboratory: TestAmerica Buffalo

SDG:

Client: AECOM - Amherst, NY

Project: AECOM, Inc. - Scott Aviation site - NY3A9023

Calibration: R9G1510

Instrument: HP5973P

Calibration Date: 07/15/09 21:29

Compound	Mean RF	RF RSD	Mean RT	RT RSD	Linear r^2	Quad COD	LIMIT	Q
1,1,1-Trichloroethane	0.695807	4.333323	8.67	0.0172375			20	
1,1,2,2-Tetrachloroethane	0.9290017	4.550994	15.152	3.108311E-02			SPCC (0.3)	
1,1,2-Trichloro-1,2,2-trifluoroethane	0.3685916	3.410984	5.95	2.217249E-02			20	
1,1,2-Trichloroethane	0.3076995	4.0316	11.97	2.531345E-02			20	
1,1-Dichloroethane	0.7049556	5.20753	7.36	1.100567E-02			SPCC (0.1)	
1,1-Dichloroethene	0.3118214	4.927583	5.95	2.217249E-02			CCC (30)	
1,2,4-Trichlorobenzene	1.192353	5.614829	19.78	2.120779E-02			20	
1,2-Dibromo-3-chloropropane	0.2127132	12.19713	18.512	2.901301E-02			20	
1,2-Dibromoethane	0.4034407	3.672361	12.758	0.039855			20	
1,2-Dichlorobenzene	1.718309	5.769297	17.36	1.788829E-02			20	
1,2-Dichloroethane	0.6804216	5.547169	9.11	1.821399E-02			20	
1,2-Dichloroethane-d4	0.5238736	8.544669	9.01	2.146491E-02			20	
1,2-Dichloroethene, Total	9467.221	4.490292	8.042	5.935205E-02			20	
1,2-Dichloropropane	0.385153	4.200289	10.152	4.221472E-02			CCC (30)	
1,3-Dichlorobenzene	1.683787	6.852018	16.652	1.685366E-02			20	
1,4-Dichlorobenzene	1.739705	6.974572	16.778	2.389132E-02			20	
2-Butanone	0.2183111	12.65094	7.992	5.479633E-02			20	
2-Hexanone	0.3421915	6.168682	12.232	3.915848E-02			20	
4-Bromofluorobenzene	0.4401525	12.88573	15.012	3.268679E-02			20	
4-Methyl-2-pentanone	0.484857	7.757386	11.144	5.138952E-02			20	
Acetone	0.1436763	12.64934	5.954	8.909134E-02			20	
Benzene	1.426837	7.374099	9.12	0.0190589			20	
Bromodichloromethane	0.5342592	7.672055	10.46	1.720997E-02			20	
Bromoform	0.2342542	18.80967	14.578	3.389691E-02	0.99921		SPCC (0.1)	
Bromomethane	0.2334924	5.687672	4.764	0.1145351			20	
Carbon disulfide	1.154181	4.110435	6.31	2.374762E-02			20	
Carbon Tetrachloride	0.5611813	6.991438	8.888	0.0477867			20	
Chlorobenzene	1.156326	8.780878	13.41	9.953131E-03			SPCC (0.3)	
Chloroethane	0.2059242	7.884716	4.896	0.1820236			20	
Chloroform	0.736967	7.280257	8.38	1.613914E-02			CCC (30)	
Chloromethane	0.4188362	5.252646	4.042	0.3226823			SPCC (0.1)	
cis-1,2-Dichloroethene	0.405649	5.493218	8.042	5.935205E-02			20	
cis-1,3-Dichloropropene	0.6122235	6.538344	11.02	1.840169E-02			20	
Cyclohexane	0.6830529	9.419012	8.778	5.025361E-02			20	
Dibromochloromethane	0.4065682	12.93538	12.548	3.421951E-02			20	
Dichlorodifluoromethane	0.4911938	8.841588	3.762	0.119153			20	
Ethylbenzene	1.989488	6.542782	13.52	2.204169E-02			CCC (30)	
Isopropylbenzene	3.497374	5.844435	14.76	1.009497E-02			20	
Methyl Acetate	0.4843621	15.93554	6.34	0.0122453	0.99997		0.995	
Methylcyclohexane	0.603018	6.250814	10.15	9.858906E-03			20	
Methylene Chloride	0.4746632	38.68729	6.53	1.465668E-02	0.99986		0.995	
Methyl-t-Butyl Ether (MTBE)	1.272665	4.405119	6.834	0.1310441			20	
Styrene	1.09431	5.537374	14.26	1.557434E-02			20	
Tetrachloroethene	0.3802846	11.17652	12.24	1.304178E-02			20	
Toluene	1.007194	5.678779	11.482	3.971762E-02			CCC (30)	
Toluene-d8	1.418393	9.905721	11.392	3.243713E-02			20	
trans-1,2-Dichloroethene	0.3643518	5.233774	6.862	6.392868E-02			20	
trans-1,3-Dichloropropene	0.6337014	7.081271	11.702	4.148181E-02			20	
Trichloroethene	0.4074156	4.891443	9.87	1.926967E-02			20	
Trichlorofluoromethane	0.7423168	1.419774	5.314	0.1047218			20	

Form 6

INITIAL CALIBRATION DATA (Continued)

8260B

Laboratory: TestAmerica Buffalo

Client: AECOM - Amherst, NY

Calibration: R9G1510

SDG:

Project: AECOM, Inc. - Scott Aviation site - NY3A9023

Instrument: HP5973P

Calibration Date: 07/15/09 21:29

Compound	Mean RF	RF RSD	Mean RT	RT RSD	Linear r^2	Quad COD	LIMIT	Q
Vinyl acetate	19467.03	3.854049	7.332	5.840015E-02			20	
Vinyl chloride	0.3874726	0.9456585	4.264	0.267547			CCC (30)	
Xylenes, total	0.7170681	6.112983	14.25	0			20	

Response Factor Report HP5973 P

Method : C:\MSDCHEM\1\METHODS\8260_5ML\R9G1510.M (RTE Integrator)
Title : 8260 5ML
Last Update : Thu Jul 16 08:49:17 2009
Response via : Initial Calibration

R9G1510 8260 5ml
SEQ-R9G1528

Calibration Files
1 =P9724.D 2 =P9726.D 3 =P9727.D
4 =P9728.D 5 =P9729.D

			Compound	1	2	3	4	5	Avg	%RSD
1)	I	CI10	1,4-Difluoroben	----------ISTD----------						
2)	T	C290	Dichlorodifluor	0.418	0.515	0.527	0.486	0.510	0.491	8.84
3)	T	C010	Chloromethane	0.458	0.411	0.409	0.408	0.408	0.419	5.25
4)	T	C020	Vinyl chloride	0.384	0.392	0.386	0.385	0.391	0.387	0.95
5)	T	C015	Bromomethane	0.256	0.235	0.228	0.226	0.222	0.233	5.69
6)	T	C025	Chloroethane	0.235	0.199	0.202	0.196	0.198	0.206	7.88
7)	T	C275	Trichlorofluoro	0.753	0.735	0.754	0.731	0.739	0.742	1.42
8)	T	C045	1,1-Dichloroeth	0.333	0.302	0.321	0.307	0.295	0.312	4.93
9)	T	C030	Methylene chlor	0.802	0.408	0.403	0.387	0.373	-----	
								L M=	0.369	R^2=1.000
								B=	0.026	
10)	T	C040	Carbon disulfid	1.224	1.102	1.178	1.131	1.136	1.154	4.11
11)	T	C036	Acrolein	0.050	0.037	0.039	0.038	0.038	0.041	12.61
12)	T	C038	Acrylonitrile	0.146	0.135	0.141	0.142	0.143	0.141	2.91
13)	T	C035	Acetone	0.176	0.135	0.138	0.135	0.134	0.144	12.65
14)	T	C300	Acetonitrile	0.057	0.049	0.051	0.050	0.050	0.051	6.53
15)	T	C276	Iodomethane	0.632	0.588	0.626	0.610	0.611	0.614	2.80
16)	T	C291	1,1,2 Trichloro	0.379	0.359	0.384	0.355	0.366	0.369	3.41
17)	T	C962	T-butyl Methyl	1.358	1.217	1.297	1.249	1.243	1.273	4.41
18)	T	C057	trans-1,2-Dichl	0.392	0.349	0.375	0.358	0.347	0.364	5.23
19)	T	C255	Methyl Acetate	0.622	0.441	0.454	0.450	0.454	-----	
								L M=	0.453	R^2=1.000
								B=	0.000	
20)	T	C050	1,1-Dichloroeth	0.760	0.691	0.720	0.689	0.664	0.705	5.21
21)	T	C125	Vinyl Acetate	0.828	0.763	0.809	0.792	0.764	0.791	3.60
22)	T	C051	2,2-Dichloropro	0.686	0.615	0.672	0.643	0.625	0.648	4.70
23)	T	C056	cis-1,2-Dichlor	0.440	0.391	0.413	0.402	0.382	0.406	5.49
24)	T	C272	Tetrahydrofuran	0.144	0.125	0.129	0.127	0.127	0.130	5.75
25)	T	C222	Bromochlorometh	0.205	0.188	0.201	0.198	0.194	0.197	3.39
26)	T	C060	Chloroform	0.822	0.698	0.749	0.727	0.688	0.737	7.28
27)	T	C115	1,1,1-Trichloro	0.685	0.650	0.731	0.709	0.704	0.696	4.33
28)	T	C120	Carbon tetrachl	0.519	0.518	0.595	0.584	0.590	0.561	6.99
29)	T	C116	1,1-Dichloropro	0.540	0.489	0.535	0.515	0.510	0.518	3.97
30)	S	CS87	Dibromofluorome	0.414	0.365	0.345	0.371	0.374	0.374	6.76
31)	S	CS15	1,2-Dichloroeth	0.600	0.512	0.481	0.512	0.514	0.524	8.54
32)	T	C165	Benzene	1.601	1.359	1.446	1.390	1.339	1.427	7.37
33)	T	C065	1,2-Dichloroeth	0.737	0.649	0.696	0.676	0.645	0.680	5.55
34)	T	C110	2-Butanone	0.267	0.201	0.205	0.206	0.211	0.218	12.65
35)	T	C256	Cyclohexane	0.791	0.629	0.688	0.644	0.663	0.683	9.42
36)	T	C150	Trichloroethene	0.434	0.381	0.419	0.403	0.400	0.407	4.89
37)	T	C140	1,2-Dichloropro	0.402	0.372	0.401	0.384	0.367	0.385	4.20
38)	T	C278	Dibromomethane	0.274	0.244	0.268	0.262	0.261	0.262	4.30
39)	T	C130	Bromodichlorome	0.492	0.487	0.565	0.560	0.567	0.534	7.67
40)	T	C161	2-Chloroethylvi	0.265	0.263	0.278	0.268	0.259	0.267	2.66
41)	T	C012	Methylcycolhexa	0.657	0.560	0.622	0.579	0.596	0.603	6.25
42)	T	C145	cis-1,3-Dichlor	0.567	0.570	0.648	0.637	0.639	0.612	6.54
43)	I	CI20	Chlorobenzene-D	----------ISTD----------						
44)	S	CS05	Toluene-D8	1.665	1.377	1.315	1.383	1.352	1.418	9.91
45)	T	C230	Toluene	1.098	0.960	1.021	0.998	0.959	1.007	5.68
46)	T	C170	trans-1,3-Dichl	0.587	0.583	0.658	0.671	0.671	0.634	7.08

L = Linear LO = Linear+Origin Q = Quad QO = Quad+Origin R = Corr. Coef
(#) = Out of Range

Response Factor Report HP5973 P

Method : C:\MSDCHEM\1\METHODS\8260_5ML\R9G1510.M (RTE Integrator)
Title : 8260 5ML
Last Update : Thu Jul 16 08:49:17 2009
Response via : Initial Calibration

Calibration Files
1 =P9724.D 2 =P9726.D 3 =P9727.D
4 =P9728.D 5 =P9729.D

			Compound	1	2	3	4	5	Avg	%RSD
47)	T	C284	Ethyl Methacryl	0.535	0.532	0.565	0.572	0.563	0.554	3.37
48)	T	C160	1,1,2-Trichloro	0.324	0.290	0.313	0.307	0.305	0.308	4.03
49)	T	C210	4-Methyl-2-pent	0.550	0.465	0.480	0.472	0.457	0.485	7.76
50)	T	C220	Tetrachloroethe	0.450	0.370	0.384	0.361	0.336	0.380	11.18
51)	T	C221	1,3-Dichloropro	0.737	0.615	0.644	0.630	0.599	0.645	8.40
52)	T	C155	Dibromochlorome	0.345	0.356	0.425	0.449	0.458	0.407	12.94
53)	T	C163	1,2-Dibromoetha	0.413	0.377	0.409	0.408	0.410	0.403	3.67
54)	T	C215	2-Hexanone	0.376	0.338	0.344	0.334	0.318	0.342	6.17
55)	T	C235	Chlorobenzene	1.332	1.087	1.148	1.126	1.089	1.156	8.78
56)	T	C281	1,1,1,2-Tetrach	0.360	0.372	0.421	0.422	0.407	0.397	7.27
57)	T	C240	Ethylbenzene	2.193	1.885	2.032	1.964	1.875	1.989	6.54
58)	T	C246	m,p-Xylene	0.787	0.700	0.731	0.700	0.662	0.716	6.53
59)	T	C247	o-Xylene	0.771	0.714	0.736	0.707	0.666	0.719	5.36
60)	T	C245	Styrene	1.176	1.064	1.130	1.083	1.019	1.094	5.54
61)	S	CS10	p-Bromofluorobe	0.540	0.419	0.401	0.423	0.417	0.440	12.89
62)	I	CI30	1,4-Dichloroben	----------ISTD----------						
63)	T	C180	Bromoform	0.338	0.362	0.440	0.483	0.513	-----	
								L	M= 0.522	R^2=0.998
									B= -0.058	
64)	T	C966	Isopropylbenzen	3.819	3.338	3.542	3.481	3.307	3.497	5.84
65)	T	C301	Bromobenzene	1.012	0.873	0.891	0.875	0.827	0.896	7.73
66)	T	C225	1,1,2,2-Tetrach	0.979	0.863	0.924	0.943	0.937	0.929	4.55
67)	T	C282	1,2,3-Trichloro	0.325	0.267	0.285	0.280	0.269	0.285	8.22
68)	T	C283	t-1,4-Dichloro-	0.145	0.171	0.199	0.207	0.207	0.186	14.66
69)	T	C302	n-Propylbenzene	4.676	4.151	4.397	4.285	4.151	4.332	5.04
70)	T	C303	2-Chlorotoluene	0.965	0.835	0.886	0.868	0.830	0.877	6.22
71)	T	C289	4-Chlorotoluene	0.925	0.846	0.899	0.883	0.849	0.880	3.84
72)	T	C304	1,3,5-Trimethyl	3.345	2.940	3.090	3.033	2.894	3.061	5.78
73)	T	C306	tert-Butylbenze	0.608	0.584	0.605	0.598	0.571	0.593	2.60
74)	T	C307	1,2,4-Trimethyl	3.278	2.918	3.139	3.065	2.921	3.064	4.98
75)	T	C308	sec-Butylbenzen	3.689	3.321	3.546	3.475	3.358	3.478	4.27
76)	T	C260	1,3-Dichloroben	1.874	1.636	1.695	1.644	1.570	1.684	6.85
77)	T	C309	4-Isopropyltolu	3.290	3.104	3.301	3.226	3.088	3.202	3.15
78)	T	C267	1,4-Dichloroben	1.946	1.648	1.733	1.719	1.652	1.740	6.97
79)	T	C249	1,2-Dichloroben	1.880	1.641	1.734	1.701	1.636	1.718	5.77
80)	T	C310	n-Butylbenzene	3.116	2.882	3.111	3.048	2.955	3.023	3.37
81)	T	C286	1,2-Dibromo-3-C	0.190	0.184	0.216	0.231	0.244	0.213	12.20
82)	T	C313	1,2,4-Trichloro	1.280	1.104	1.216	1.208	1.154	1.192	5.61
83)	T	C316	Hexachlorobutad	0.466	0.426	0.444	0.440	0.426	0.440	3.76
84)	T	C314	Naphthalene	3.107	2.942	3.224	3.334	3.288	3.179	4.96
85)	T	C934	1,2,3-Trichloro	1.241	1.040	1.106	1.116	1.064	1.114	6.97

Total Average %RSD 6.25

L = Linear LO = Linear+Origin Q = Quad QO = Quad+Origin R = Corr. Coef
(#) = Out of Range

Quantitation Report

Data File : H:\GCMS_VOA\P\071509\P9724.D
Acq On : 15 Jul 2009 21:29
Sample : RG91528-CAL1
Misc :
MS Integration Params: RTEINT.P
Quant Time: Jul 16 08:44:55 2009

Vial: 2
Operator: CDC
Inst : HP5973 P
Multiplr: 1.00
Quant Results File: R9G1510.RES

Quant Method : C:\MSDCHEM\1...\R9G1510.M (RTE Integrator)
Title : 8260 5ML
Last Update : Thu Jul 16 08:44:38 2009
Response via : Initial Calibration
DataAcq Meth : VOA
IS QA File : H:\GCMS_VOA\P\071509\P9727.D (15 Jul 2009 22:54)

Internal Standards		R.T.	QIon	Response	Conc Units	Dev(Min) Rcv(Ar)
1) CI10	1,4-Difluorobenzene	9.49	114	599050	25.00 ug/L	0.00 98.30%
43) CI20	Chlorobenzene-D5	13.36	117	559900	25.00 ug/L	0.00 95.16%
62) CI30	1,4-Dichlorobenzene-	16.73	152	300943	25.00 ug/L	0.00 91.87%

System Monitoring Compounds

30) CS87	Dibromofluoromethane	8.58	111	9927	1.11 ug/L	0.00
Spiked Amount	25.000	Range	70 - 130	Recovery	= 4.44%#	
31) CS15	1,2-Dichloroethane-D	9.01	65	14382	1.15 ug/L	0.00
Spiked Amount	25.000	Range	66 - 137	Recovery	= 4.60%#	
44) CS05	Toluene-D8	11.40	98	37293	1.17 ug/L	0.00
Spiked Amount	25.000	Range	71 - 126	Recovery	= 4.68%#	
61) CS10	p-Bromofluorobenzene	15.02	174	12105	1.23 ug/L	0.00
Spiked Amount	25.000	Range	73 - 120	Recovery	= 4.92%#	

Target Compounds

						Qvalue
2) C290	Dichlorodifluorometh	3.76	85	10017	0.85 ug/L	88
3) C010	Chloromethane	4.03	50	10977	1.09 ug/L	95
4) C020	Vinyl chloride	4.25	62	9210	0.99 ug/L	98
5) C015	Bromomethane	4.76	94	6131	1.10 ug/L	91
6) C025	Chloroethane	4.88	64	5625	1.14 ug/L	89
7) C275	Trichlorofluorometha	5.31	101	18039m	1.01 ug/L	83
8) C045	1,1-Dichloroethene	5.95	96	7991	1.07 ug/L	95
9) C030	Methylene chloride	6.53	84	19223	1.69 ug/L	90
10) C040	Carbon disulfide	6.31	76	29326	1.06 ug/L #	94
11) C036	Acrolein	5.78	56	23806	24.46 ug/L	98
12) C038	Acrylonitrile	6.78	53	17515	5.17 ug/L	96
13) C035	Acetone	5.96	43	21096	6.13 ug/L #	80
14) C300	Acetonitrile	6.31	41	54869	44.53 ug/L	94
15) C276	Iodomethane	6.19	142	15155	1.03 ug/L	92
16) C291	1,1,2 Trichloro-1,2,	5.95	101	9076	1.03 ug/L	91
17) C962	T-butyl Methyl Ether	6.82	73	32552	1.07 ug/L	98
18) C057	trans-1,2-Dichloroet	6.86	96	9404	1.08 ug/L	90
19) C255	Methyl Acetate	6.34	43	14907	1.28 ug/L #	88
20) C050	1,1-Dichloroethane	7.36	63	18223	1.08 ug/L	99
21) C125	Vinyl Acetate	7.34	43	99237	5.23 ug/L #	92
22) C051	2,2-Dichloropropane	8.07	77	16439	1.06 ug/L	97
23) C056	cis-1,2-Dichloroethe	8.05	96	10535	1.08 ug/L #	77
24) C272	Tetrahydrofuran	8.40	42	17205	5.51 ug/L	96
25) C222	Bromochloromethane	8.34	128	4907	1.04 ug/L #	74
26) C060	Chloroform	8.38	83	19707	1.12 ug/L	97
27) C115	1,1,1-Trichloroethan	8.67	97	16417	0.98 ug/L	96
28) C120	Carbon tetrachloride	8.88	117	12440	0.93 ug/L	92
29) C116	1,1-Dichloropropene	8.85	75	12929	1.04 ug/L	90
32) C165	Benzene	9.12	78	38357	1.12 ug/L	97

(#) = qualifier out of range (m) = manual integration

Quantitation Report

Data File : H:\GCMS_VOA\P\071509\P9724.D
Acq On : 15 Jul 2009 21:29
Sample : RG91528-CAL1
Misc :
MS Integration Params: RTEINT.P
Quant Time: Jul 16 08:44:55 2009

Vial: 2
Operator: CDC
Inst : HP5973 P
Multiplr: 1.00
Quant Results File: R9G1510.RES

Quant Method : C:\MSDCHEM\1...\R9G1510.M (RTE Integrator)
Title : 8260 5ML
Last Update : Thu Jul 16 08:44:38 2009
Response via : Initial Calibration
DataAcq Meth : VOA

	Compound		R.T.	QIon	Response	Conc Unit		Qvalue
33)	C065	1,2-Dichloroethane	9.11	62	17652	1.08 ug/L		94
34)	C110	2-Butanone	8.00	43	32026	6.12 ug/L	#	82
35)	C256	Cyclohexane	8.78	56	18960	1.16 ug/L		96
36)	C150	Trichloroethene	9.87	95	10393	1.06 ug/L		87
37)	C140	1,2-Dichloropropane	10.16	63	9628	1.04 ug/L		92
38)	C278	Dibromomethane	10.32	93	6565	1.05 ug/L		83
39)	C130	Bromodichloromethane	10.46	83	11778	0.92 ug/L		95
40)	C161	2-Chloroethylvinyl E	10.76	63	31712	4.96 ug/L	#	96
41)	C012	Methylcycolhexane	10.15	83	15739	1.09 ug/L		86
42)	C145	cis-1,3-Dichloroprop	11.02	75	13589	0.93 ug/L		93
45)	C230	Toluene	11.49	92	24587	1.09 ug/L	#	79
46)	C170	trans-1,3-Dichloropr	11.71	75	13153	0.93 ug/L		94
47)	C284	Ethyl Methacrylate	11.74	69	11992	0.97 ug/L	#	57
48)	C160	1,1,2-Trichloroethan	11.97	83	7257	1.05 ug/L		81
49)	C210	4-Methyl-2-pentanone	11.15	43	61620	5.67 ug/L		93
50)	C220	Tetrachloroethene	12.24	166	10068	1.18 ug/L		87
51)	C221	1,3-Dichloropropane	12.22	76	16513	1.14 ug/L		92
52)	C155	Dibromochloromethane	12.54	129	7729	0.85 ug/L		92
53)	C163	1,2-Dibromoethane	12.76	107	9239	1.02 ug/L		93
54)	C215	2-Hexanone	12.24	43	42091	5.49 ug/L		97
55)	C235	Chlorobenzene	13.41	112	29834	1.15 ug/L		96
56)	C281	1,1,1,2-Tetrachloroe	13.50	131	8059	0.91 ug/L		95
57)	C240	Ethylbenzene	13.52	91	49106	1.10 ug/L		98
58)	C246	m,p-Xylene	13.67	106	35273	2.20 ug/L		98
59)	C247	o-Xylene	14.25	106	17259	1.07 ug/L		93
60)	C245	Styrene	14.26	104	26334	1.07 ug/L		89
63)	C180	Bromoform	14.58	173	4065	0.79 ug/L		86
64)	C966	Isopropylbenzene	14.76	105	45969	1.09 ug/L		93
65)	C301	Bromobenzene	15.29	156	12183	1.13 ug/L		93
66)	C225	1,1,2,2-Tetrachloroe	15.16	83	11781	1.05 ug/L		92
67)	C282	1,2,3-Trichloropropa	15.26	110	3912	1.14 ug/L		100
68)	C283	t-1,4-Dichloro-2-But	15.23	89	8706	3.89 ug/L	#	74
69)	C302	n-Propylbenzene	15.35	91	56294	1.08 ug/L		93
70)	C303	2-Chlorotoluene	15.54	126	11614	1.10 ug/L		100
71)	C289	4-Chlorotoluene	15.69	126	11134	1.05 ug/L		100
72)	C304	1,3,5-Trimethylbenze	15.59	105	40270	1.09 ug/L	#	54
73)	C306	tert-Butylbenzene	16.10	134	7319	1.02 ug/L		100
74)	C307	1,2,4-Trimethylbenze	16.17	105	39461	1.07 ug/L		97
75)	C308	sec-Butylbenzene	16.42	105	44405	1.06 ug/L		97
76)	C260	1,3-Dichlorobenzene	16.66	146	22562	1.11 ug/L		96
77)	C309	4-Isopropyltoluene	16.62	119	39600	1.03 ug/L		94
78)	C267	1,4-Dichlorobenzene	16.78	146	23420	1.12 ug/L		98
79)	C249	1,2-Dichlorobenzene	17.36	146	22625	1.09 ug/L		93
80)	C310	n-Butylbenzene	17.24	91	37511	1.03 ug/L		98
81)	C286	1,2-Dibromo-3-Chloro	18.52	75	2283	0.89 ug/L		88
82)	C313	1,2,4-Trichlorobenze	19.78	180	15412	1.07 ug/L		100
83)	C316	Hexachlorobutadiene	20.01	225	5613	1.06 ug/L		93
84)	C314	Naphthalene	20.18	128	37401	0.98 ug/L		97
85)	C934	1,2,3-Trichlorobenze	20.56	180	14938	1.11 ug/L		83

(#) = qualifier out of range (m) = manual integration

Quantitation Report (QT Reviewed)

Data File : H:\GCMS_VOA\P\071509\P9724.D
Acq On : 15 Jul 2009 21:29
Sample : RG91528-CAL1
Misc :
MS Integration Params: RTEINT.P
Quant Time: Jul 16 8:43 2009

Vial: 2
Operator: CDC
Inst : HP5973 P
Multiplr: 1.00

Quant Results File: R9G1510.RES

Method : C:\MSDCHEM\1\METHODS\8260_5ML\R9G1510.M (RTE Integrator)
Title : 8260 5ML
Last Update : Thu Jul 16 08:45:35 2009
Response via : Initial Calibration



Quantitation Report (Qedit)

Data File : H:\GCMS_VOA\P\071509\P9724.D
Acq On : 15 Jul 2009 21:29
Sample : RG91528-CAL1
Misc :
MS Integration Params: RTEINT.P
Quant Time: Jul 16 8:43 2009

Vial: 2
Operator: CDC
Inst : HP5973 P
Multiplr: 1.00
Quant Results File: temp.res

Method : C:\MSDCHEM\1\METHODS\8260_5ML\R9G1510.M (RTE Integrator)
Title : 8260 5ML
Last Update : Thu Jul 16 08:44:38 2009
Response via : Multiple Level Calibration

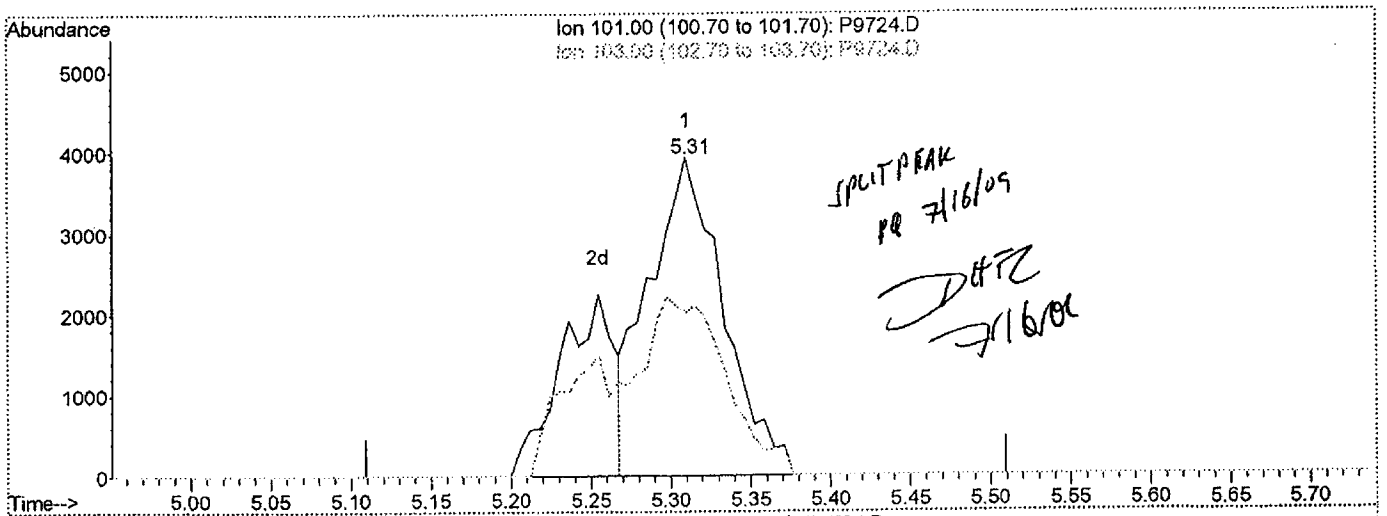

SPLIT PEAK
PR 7/16/09
DHR
7/16/09

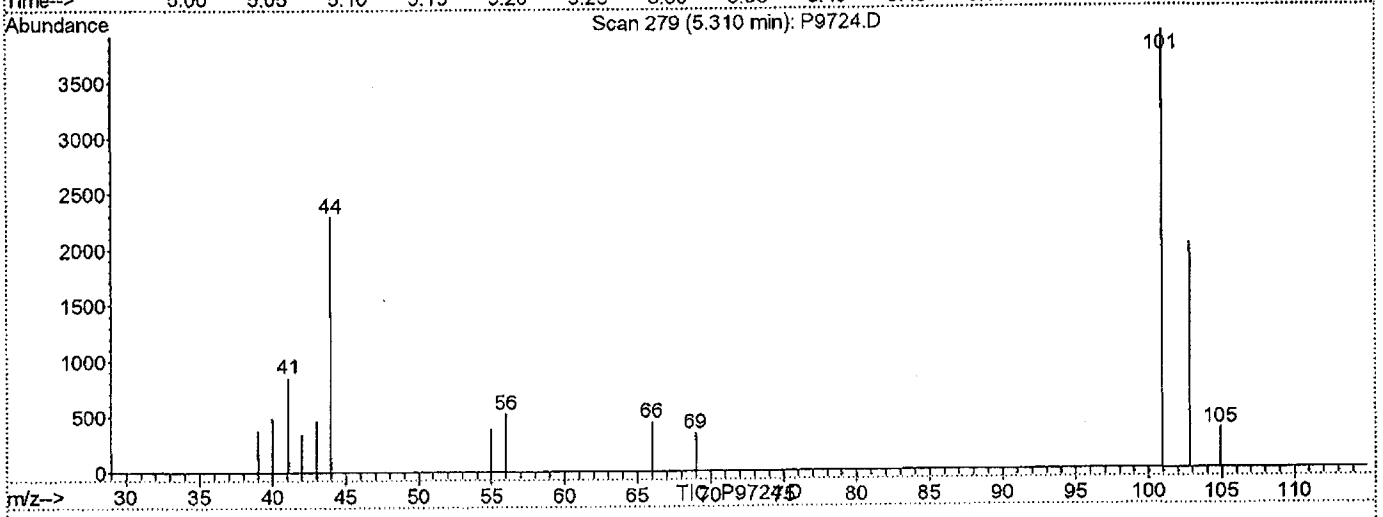

(7) C275 Trichlorofluoromethane (T)

5.31min 0.72ug/L

response 12741

Ion	Exp%	Act%
101.00	100	100
103.00	65.20	51.61
0.00	0.00	0.00
0.00	0.00	0.00

Quantitation Report (Qedit)

Data File : H:\GCMS_VOA\P\071509\P9724.D
Acq On : 15 Jul 2009 21:29
Sample : RG91528-CAL1
Misc :
MS Integration Params: RTEINT.P
Quant Time: Jul 16 8:43 2009

Vial: 2
Operator: CDC
Inst : HP5973 P
Multiplr: 1.00

Quant Results File: temp.res

Method : C:\MSDCHEM\1\METHODS\8260_5ML\R9G1510.M (RTE Integrator)
Title : 8260 5ML
Last Update : Thu Jul 16 08:44:38 2009
Response via : Multiple Level Calibration

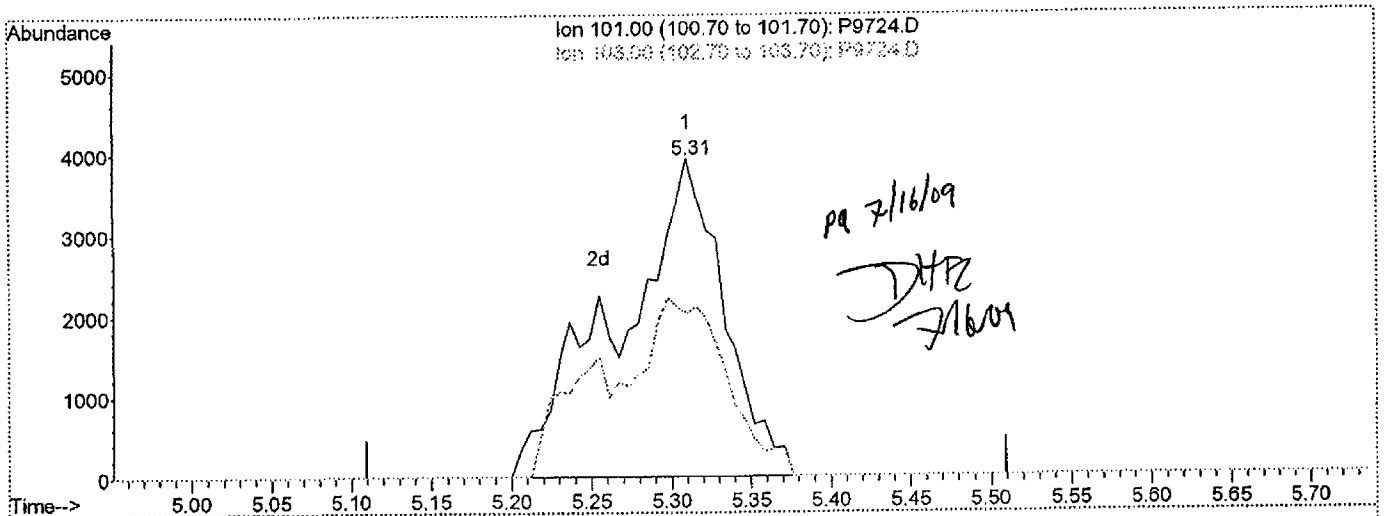

pa 7/16/09
DHR 7/16/09

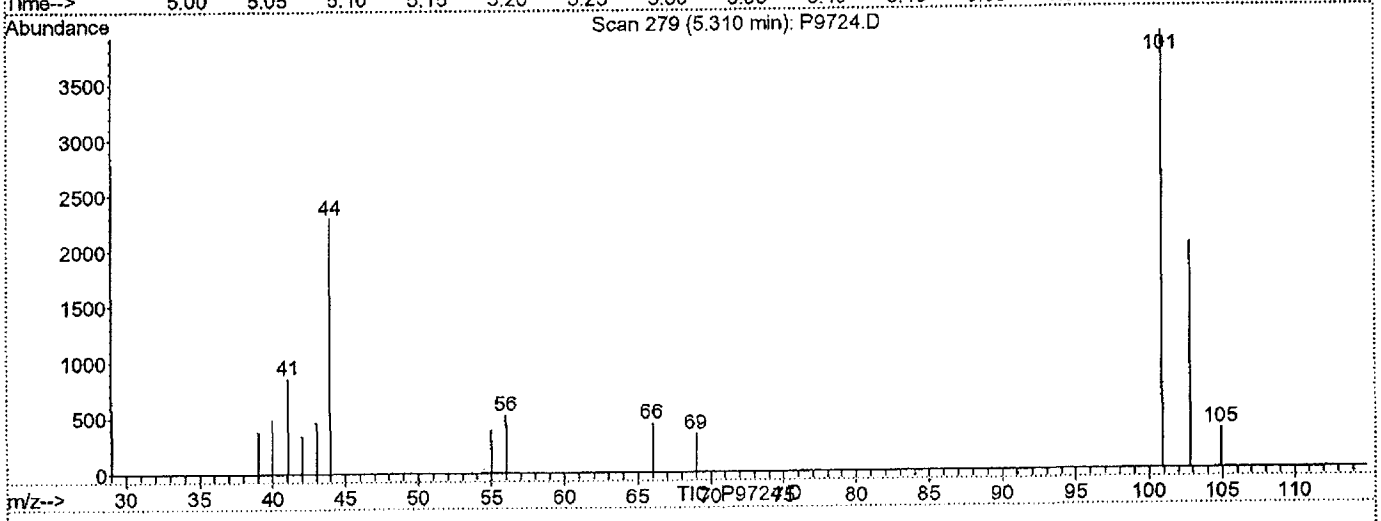

(7) C275 Trichlorofluoromethane (T)

5.31min 1.01ug/L m

response 18039

Ion	Exp%	Act%
101.00	100	100
103.00	65.20	51.61
0.00	0.00	0.00
0.00	0.00	0.00

Quantitation Report

Data File : H:\GCMS_VOA\P\071509\P9726.D
Acq On : 15 Jul 2009 22:26
Sample : RG91528-CAL2
Misc :
MS Integration Params: RTEINT.P
Quant Time: Jul 16 08:46:10 2009

Vial: 4
Operator: CDC
Inst : HP5973 P
Multiplr: 1.00

Quant Results File: R9G1510.RES

Quant Method : C:\MSDCHEM\1...\R9G1510.M (RTE Integrator)
Title : 8260 5ML
Last Update : Thu Jul 16 08:45:35 2009
Response via : Initial Calibration
DataAcq Meth : VOA
IS QA File : H:\GCMS_VOA\P\071509\P9727.D (15 Jul 2009 22:54)

Internal Standards	R.T.	QIon	Response	Conc Units	Dev(Min) Rcv(Ar)
1) CI10 1,4-Difluorobenzene	9.49	114	594524	25.00 ug/L	0.00 97.55%
43) CI20 Chlorobenzene-D5	13.36	117	567630	25.00 ug/L	0.00 96.47%
62) CI30 1,4-Dichlorobenzene-	16.73	152	307138	25.00 ug/L	0.00 93.76%

System Monitoring Compounds					
30) CS87 Dibromofluoromethane	8.58	111	86789	9.76 ug/L	0.00
Spiked Amount 25.000	Range 70 - 130		Recovery = 39.04%#		
31) CS15 1,2-Dichloroethane-D	9.01	65	121713	9.77 ug/L	0.00
Spiked Amount 25.000	Range 66 - 137		Recovery = 39.08%#		
44) CS05 Toluene-D8	11.39	98	312621	9.71 ug/L	0.00
Spiked Amount 25.000	Range 71 - 126		Recovery = 38.84%#		
61) CS10 p-Bromofluorobenzene	15.01	174	95136	9.52 ug/L	0.00
Spiked Amount 25.000	Range 73 - 120		Recovery = 38.08%#		

Target Compounds					Qvalue
2) C290 Dichlorodifluorometh	3.76	85	122406	10.48 ug/L	97
3) C010 Chloromethane	4.03	50	97856	9.82 ug/L	97
4) C020 Vinyl chloride	4.26	62	93228	10.12 ug/L	98
5) C015 Bromomethane	4.76	94	55816	10.05 ug/L	99
6) C025 Chloroethane	4.90	64	47337	9.67 ug/L	96
7) C275 Trichlorofluorometha	5.31	101	174739m	9.91 ug/L	100
8) C045 1,1-Dichloroethene	5.95	96	71845	9.69 ug/L	100
9) C030 Methylene chloride	6.53	84	97071	8.60 ug/L	95
10) C040 Carbon disulfide	6.31	76	262092	9.55 ug/L	99
11) C036 Acrolein	5.78	56	176698	182.93 ug/L	93
12) C038 Acrylonitrile	6.78	53	160477	47.70 ug/L	97
13) C035 Acetone	5.96	43	160150	46.87 ug/L #	89
14) C300 Acetonitrile	6.30	41	464081	379.53 ug/L	98
15) C276 Iodomethane	6.18	142	139884	9.58 ug/L	92
16) C291 1,1,2 Trichloro-1,2,	5.95	101	85286	9.73 ug/L	93
17) C962 T-butyl Methyl Ether	6.84	73	289321	9.56 ug/L	96
18) C057 trans-1,2-Dichloroet	6.86	96	83011	9.58 ug/L	98
19) C255 Methyl Acetate	6.34	43	104906	9.11 ug/L	93
20) C050 1,1-Dichloroethane	7.36	63	164288	9.80 ug/L	99
21) C125 Vinyl Acetate	7.33	43	907275	48.21 ug/L	95
22) C051 2,2-Dichloropropane	8.07	77	146187	9.48 ug/L	99
23) C056 cis-1,2-Dichloroethe	8.04	96	93014	9.64 ug/L	99
24) C272 Tetrahydrofuran	8.39	42	149160	48.09 ug/L	94
25) C222 Bromochloromethane	8.33	128	44638	9.52 ug/L #	87
26) C060 Chloroform	8.38	83	165973	9.47 ug/L	98
27) C115 1,1,1-Trichloroethan	8.67	97	154645	9.35 ug/L	93
28) C120 Carbon tetrachloride	8.89	117	123114	9.23 ug/L	95
29) C116 1,1-Dichloropropene	8.85	75	116280	9.45 ug/L	95
32) C165 Benzene	9.12	78	323104	9.52 ug/L	99

(#) = qualifier out of range (m) = manual integration

Quantitation Report

Data File : H:\GCMS_VOA\P\071509\P9726.D
Acq On : 15 Jul 2009 22:26
Sample : RG91528-CAL2
Misc :
MS Integration Params: RTEINT.P
Quant Time: Jul 16 08:46:10 2009

Vial: 4
Operator: CDC
Inst : HP5973 P
Multiplr: 1.00
Quant Results File: R9G1510.RES

Quant Method : C:\MSDCHEM\1...\R9G1510.M (RTE Integrator)
Title : 8260 5ML
Last Update : Thu Jul 16 08:45:35 2009
Response via : Initial Calibration
DataAcq Meth : VOA

	Compound		R.T.	QIon	Response	Conc	Unit		Qvalue
33)	C065	1,2-Dichloroethane	9.11	62	154250	9.53	ug/L		99
34)	C110	2-Butanone	7.99	43	239474	46.13	ug/L		91
35)	C256	Cyclohexane	8.78	56	149605	9.21	ug/L		99
36)	C150	Trichloroethene	9.87	95	90606	9.35	ug/L		91
37)	C140	1,2-Dichloropropane	10.15	63	88478	9.66	ug/L		94
38)	C278	Dibromomethane	10.32	93	57976	9.31	ug/L		96
39)	C130	Bromodichloromethane	10.46	83	115913	9.12	ug/L		97
40)	C161	2-Chloroethylvinyl E	10.75	63	313129	49.39	ug/L	#	92
41)	C012	Methylcycolhexane	10.15	83	133287	9.29	ug/L		86
42)	C145	cis-1,3-Dichloroprop	11.02	75	135579	9.31	ug/L		93
45)	C230	Toluene	11.48	92	217954	9.53	ug/L		100
46)	C170	trans-1,3-Dichloropr	11.70	75	132272	9.19	ug/L		97
47)	C284	Ethyl Methacrylate	11.74	69	120684	9.60	ug/L	#	62
48)	C160	1,1,2-Trichloroethan	11.97	83	65839	9.42	ug/L		85
49)	C210	4-Methyl-2-pentanone	11.15	43	527874	47.95	ug/L	#	90
50)	C220	Tetrachloroethene	12.24	166	84095	9.74	ug/L		98
51)	C221	1,3-Dichloropropane	12.21	76	139623	9.53	ug/L		92
52)	C155	Dibromochloromethane	12.55	129	80902	8.76	ug/L		96
53)	C163	1,2-Dibromoethane	12.76	107	85621	9.35	ug/L		95
54)	C215	2-Hexanone	12.23	43	383561	49.37	ug/L		98
55)	C235	Chlorobenzene	13.41	112	246909	9.40	ug/L		95
56)	C281	1,1,1,2-Tetrachloroe	13.49	131	84485	9.38	ug/L		93
57)	C240	Ethylbenzene	13.52	91	427893	9.47	ug/L		97
58)	C246	m,p-Xylene	13.67	106	317800	19.54	ug/L		97
59)	C247	o-Xylene	14.25	106	162209	9.94	ug/L		99
60)	C245	Styrene	14.26	104	241492	9.72	ug/L		83
63)	C180	Bromoform	14.58	173	44484	8.48	ug/L		99
64)	C966	Isopropylbenzene	14.76	105	410114	9.54	ug/L		95
65)	C301	Bromobenzene	15.28	156	107217	9.74	ug/L	#	89
66)	C225	1,1,2,2-Tetrachloroe	15.15	83	105990	9.29	ug/L		95
67)	C282	1,2,3-Trichloropropa	15.26	110	32843	9.37	ug/L		100
68)	C283	t-1,4-Dichloro-2-But	15.23	89	105300	46.13	ug/L	#	56
69)	C302	n-Propylbenzene	15.35	91	509961	9.58	ug/L		94
70)	C303	2-Chlorotoluene	15.54	126	102531	9.52	ug/L		100
71)	C289	4-Chlorotoluene	15.69	126	103880	9.61	ug/L		100
72)	C304	1,3,5-Trimethylbenze	15.59	105	361161	9.61	ug/L	#	52
73)	C306	tert-Butylbenzene	16.10	134	71795	9.85	ug/L		100
74)	C307	1,2,4-Trimethylbenze	16.16	105	358464	9.52	ug/L		99
75)	C308	sec-Butylbenzene	16.42	105	408001	9.55	ug/L		95
76)	C260	1,3-Dichlorobenzene	16.65	146	201008	9.72	ug/L		98
77)	C309	4-Isopropyltoluene	16.62	119	381337	9.69	ug/L		97
78)	C267	1,4-Dichlorobenzene	16.78	146	202464	9.47	ug/L		99
79)	C249	1,2-Dichlorobenzene	17.36	146	201635	9.55	ug/L		99
80)	C310	n-Butylbenzene	17.24	91	354114	9.54	ug/L		93
81)	C286	1,2-Dibromo-3-Chloro	18.51	75	22548	8.63	ug/L		95
82)	C313	1,2,4-Trichlorobenze	19.78	180	135574	9.26	ug/L		100
83)	C316	Hexachlorobutadiene	20.01	225	52355	9.68	ug/L		93
84)	C314	Naphthalene	20.18	128	361482	9.26	ug/L		100
85)	C934	1,2,3-Trichlorobenze	20.56	180	127803	9.34	ug/L		99

(#) = qualifier out of range (m) = manual integration

Quantitation Report (QT Reviewed)

Data File : H:\GCMS_VOA\P\071509\P9726.D
Acq On : 15 Jul 2009 22:26
Sample : RG91528-CAL2
Misc :
MS Integration Params: RTEINT.P
Quant Time: Jul 16 8:45 2009

Vial: 4
Operator: CDC
Inst : HP5973 P
Multiplr: 1.00
Quant Results File: R9G1510.RES

Method : C:\MSDCHEM\1\METHODS\8260_5ML\R9G1510.M (RTE Integrator)
Title : 8260 5ML
Last Update : Thu Jul 16 08:45:35 2009
Response via : Initial Calibration



Quantitation Report (Qedit)

Data File : H:\GCMS_VOA\P\071509\P9726.D
Acq On : 15 Jul 2009 22:26
Sample : RG91528-CAL2
Misc :
MS Integration Params: RTEINT.P
Quant Time: Jul 16 8:44 2009

Vial: 4
Operator: CDC
Inst : HP5973 P
Multiplr: 1.00

Quant Results File: temp.res

Method : C:\MSDCHEM\1\METHODS\8260_5ML\R9G1510.M (RTE Integrator)
Title : 8260 5ML
Last Update : Thu Jul 16 08:45:35 2009
Response via : Multiple Level Calibration

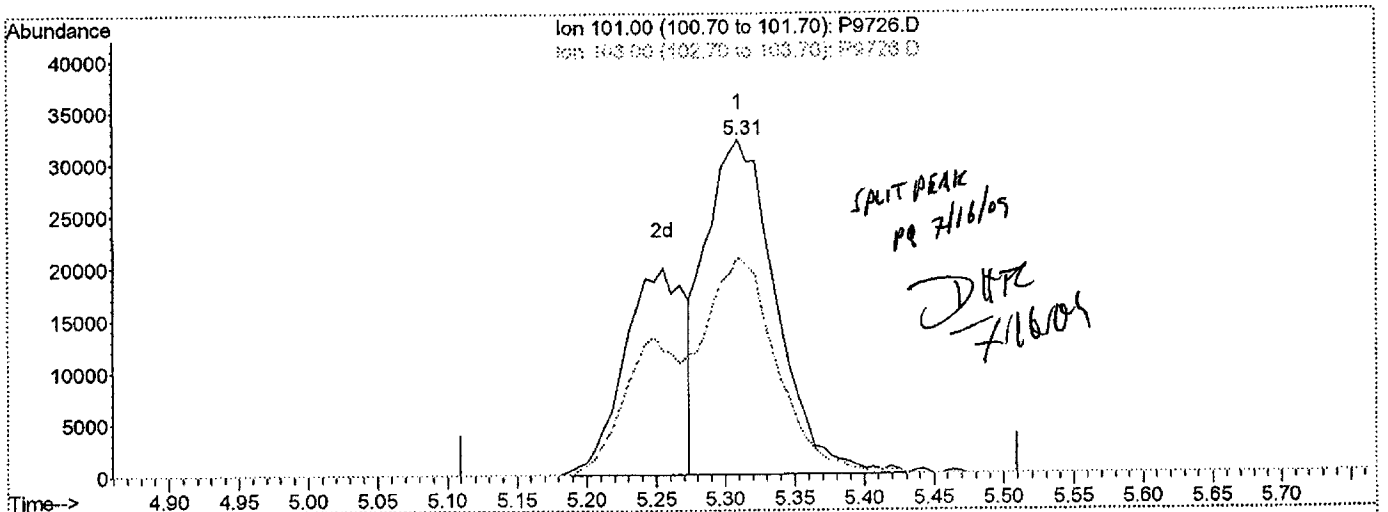

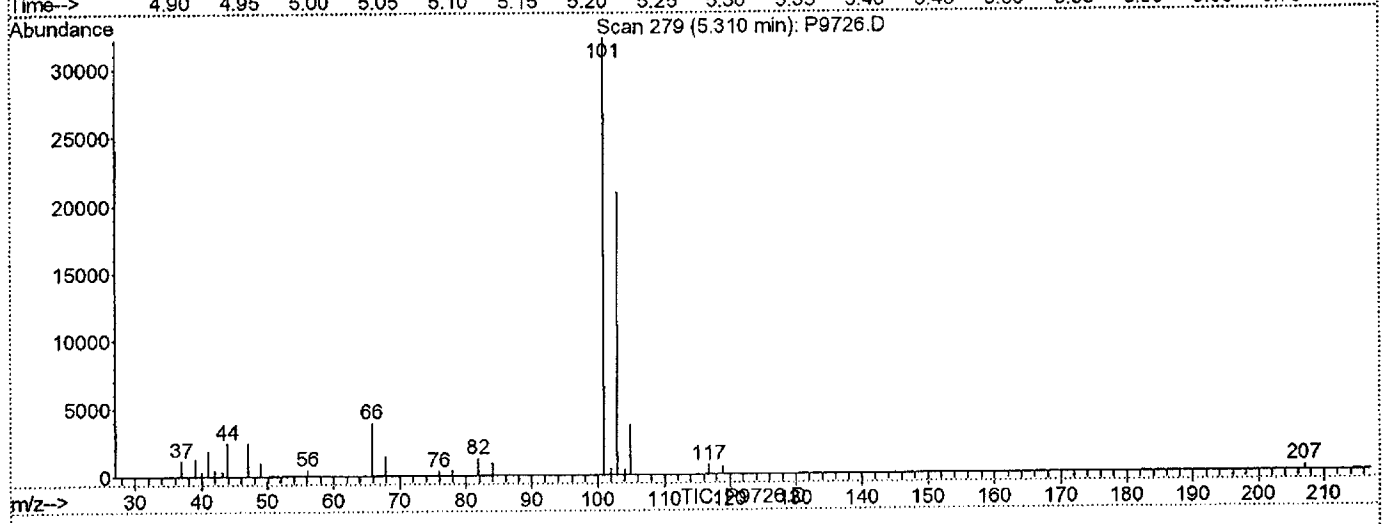

(7) C275 Trichlorofluoromethane (T)

5.31min 6.46ug/L

response 114023

Ion	Exp%	Act%
101.00	100	100
103.00	65.20	64.89
0.00	0.00	0.00
0.00	0.00	0.00

Quantitation Report (Qedit)

Data File : H:\GCMS_VOA\P\071509\P9726.D
Acq On : 15 Jul 2009 22:26
Sample : RG91528-CAL2
Misc :
MS Integration Params: RTEINT.P
Quant Time: Jul 16 8:45 2009

Vial: 4
Operator: CDC
Inst : HP5973 P
Multiplr: 1.00

Quant Results File: temp.res

Method : C:\MSDCHEM\1\METHODS\8260_5ML\R9G1510.M (RTE Integrator)
Title : 8260 5ML
Last Update : Thu Jul 16 08:45:35 2009
Response via : Multiple Level Calibration

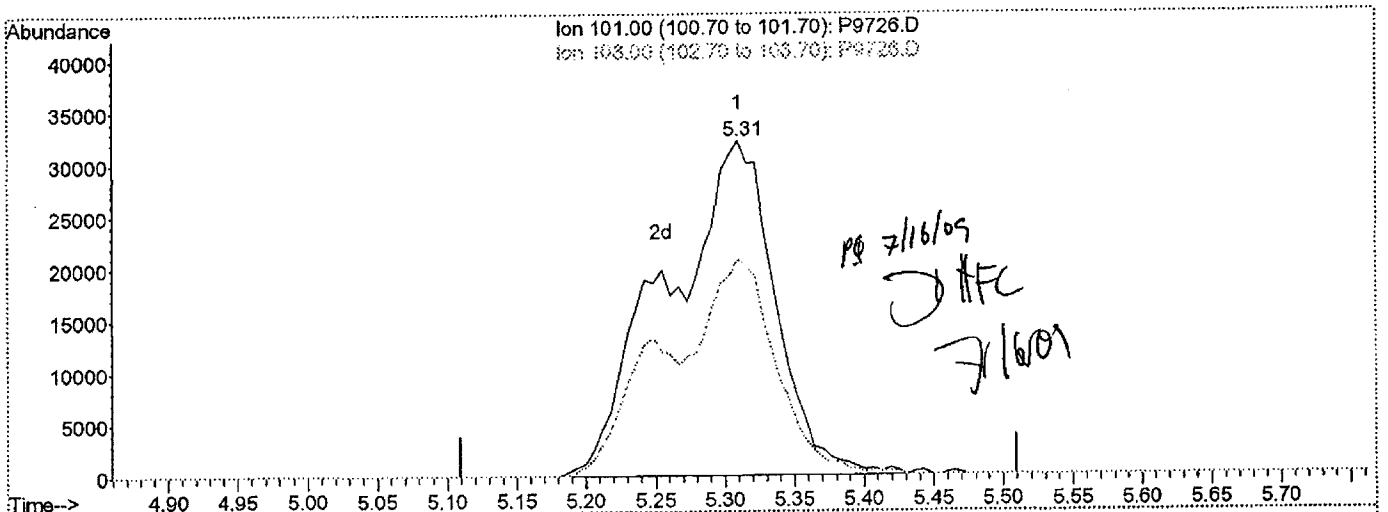

PG 7/16/09
JHFC
7/16/09

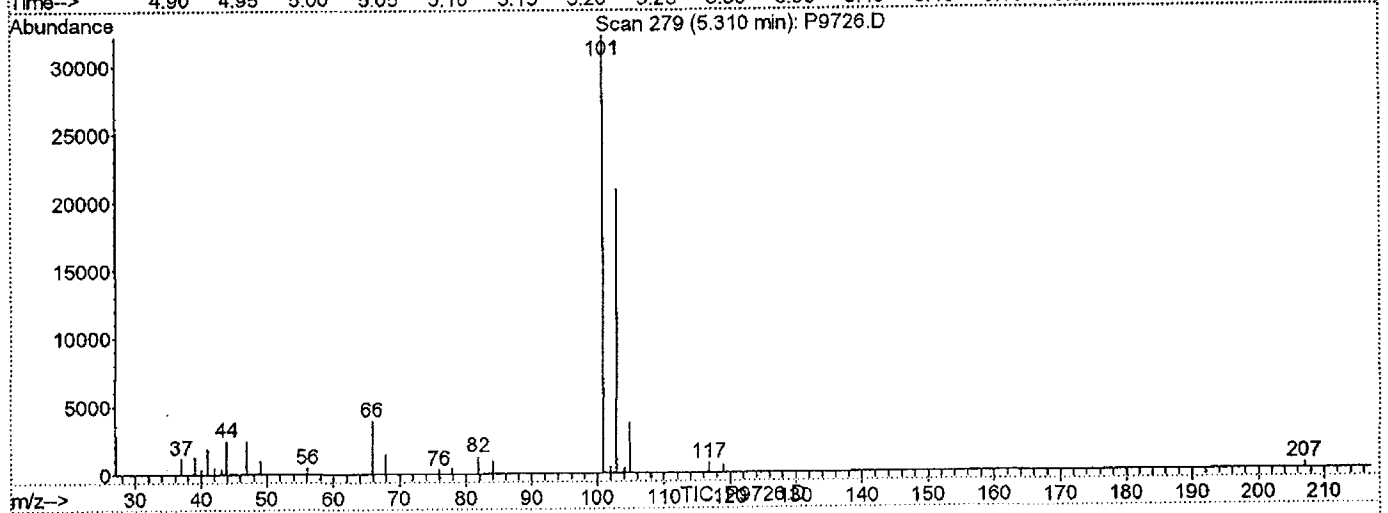

(7) C275 Trichlorofluoromethane (T)

5.31min 9.91ug/L m

response 174739

Ion	Exp%	Act%
101.00	100	100
103.00	65.20	64.89
0.00	0.00	0.00
0.00	0.00	0.00

Quantitation Report

Data File : H:\GCMS_VOA\P\071509\P9727.D
Acq On : 15 Jul 2009 22:54
Sample : RG91528-CAL3
Misc :
MS Integration Params: RTEINT.P
Quant Time: Jul 16 08:43:17 2009

Vial: 5
Operator: CDC
Inst : HP5973 P
Multiplr: 1.00
Quant Results File: R9G1510.RES

Quant Method : C:\MSDCHEM\1...\R9G1510.M (RTE Integrator)
Title : 8260 5ML
Last Update : Thu Jul 16 08:39:06 2009
Response via : Initial Calibration
DataAcq Meth : VOA
IS QA File : H:\GCMS_VOA\P\071509\P9727.D (15 Jul 2009 22:54)

Internal Standards		R.T.	QIon	Response	Conc Units	Dev(Min) Rcv(Ar)
1) CI10	1,4-Difluorobenzene	9.49	114	609435	25.00 ug/L	0.00 100.00%
43) CI20	Chlorobenzene-D5	13.36	117	588404	25.00 ug/L	0.00 100.00%
62) CI30	1,4-Dichlorobenzene-	16.74	152	327581	25.00 ug/L	0.00 100.00%

System Monitoring Compounds						
30) CS87	Dibromofluoromethane	8.58	111	210241	23.06 ug/L	0.00
Spiked Amount	25.000	Range	70 - 130	Recovery	= 92.24%	
31) CS15	1,2-Dichloroethane-D	9.01	65	293397	22.97 ug/L	0.00
Spiked Amount	25.000	Range	66 - 137	Recovery	= 91.88%	
44) CS05	Toluene-D8	11.39	98	773815	23.18 ug/L	0.00
Spiked Amount	25.000	Range	71 - 126	Recovery	= 92.72%	
61) CS10	p-Bromofluorobenzene	15.01	174	235950	22.78 ug/L	0.00
Spiked Amount	25.000	Range	73 - 120	Recovery	= 91.12%	

Target Compounds						Qvalue
2) C290	Dichlorodifluorometh	3.76	85	320987	26.81 ug/L	95
3) C010	Chloromethane	4.04	50	249189	24.41 ug/L	98
4) C020	Vinyl chloride	4.26	62	234994	24.88 ug/L	96
5) C015	Bromomethane	4.77	94	139156	24.45 ug/L	96
6) C025	Chloroethane	4.90	64	122865	24.48 ug/L	98
7) C275	Trichlorofluorometha	5.31	101	459427m	25.41 ug/L	100
8) C045	1,1-Dichloroethene	5.95	96	195626	25.74 ug/L	91
9) C030	Methylene chloride	6.53	84	245655	21.23 ug/L	96
10) C040	Carbon disulfide	6.31	76	717891	25.51 ug/L	100
11) C036	Acrolein	5.78	56	479488	484.26 ug/L	96
12) C038	Acrylonitrile	6.78	53	429756	124.61 ug/L	98
13) C035	Acetone	5.95	43	420810	120.13 ug/L	90
14) C300	Acetonitrile	6.30	41	1245629	993.77 ug/L	97
15) C276	Iodomethane	6.19	142	381798	25.52 ug/L	92
16) C291	1,1,2 Trichloro-1,2,	5.95	101	234245	26.07 ug/L	90
17) C962	T-butyl Methyl Ether	6.84	73	790379	25.48 ug/L	96
18) C057	trans-1,2-Dichloroet	6.87	96	228332	25.71 ug/L	96
19) C255	Methyl Acetate	6.34	43	276706	23.43 ug/L	96
20) C050	1,1-Dichloroethane	7.36	63	438647	25.53 ug/L	98
21) C125	Vinyl Acetate	7.33	43	2465780	127.82 ug/L	95
22) C051	2,2-Dichloropropane	8.07	77	409761	25.93 ug/L	99
23) C056	cis-1,2-Dichloroethe	8.04	96	251838	25.47 ug/L	99
24) C272	Tetrahydrofuran	8.39	42	394326	124.02 ug/L	97
25) C222	Bromochloromethane	8.33	128	122725	25.54 ug/L #	84
26) C060	Chloroform	8.38	83	456771	25.43 ug/L	99
27) C115	1,1,1-Trichloroethan	8.67	97	445287	26.25 ug/L	94
28) C120	Carbon tetrachloride	8.89	117	362753	26.52 ug/L	99
29) C116	1,1-Dichloropropene	8.86	75	326259	25.85 ug/L	96
32) C165	Benzene	9.12	78	880965	25.33 ug/L	99

(#) = qualifier out of range (m) = manual integration

Quantitation Report

Data File : H:\GCMS_VOA\P\071509\P9727.D
Acq On : 15 Jul 2009 22:54
Sample : RG91528-CAL3
Misc :
MS Integration Params: RTEINT.P
Quant Time: Jul 16 08:43:17 2009

Vial: 5
Operator: CDC
Inst : HP5973 P
Multiplr: 1.00
Quant Results File: R9G1510.RES

Quant Method : C:\MSDCHEM\1...\R9G1510.M (RTE Integrator)
Title : 8260 5ML
Last Update : Thu Jul 16 08:39:06 2009
Response via : Initial Calibration
DataAcq Meth : VOA

	Compound		R.T.	QIon	Response	Conc Unit		Qvalue
33)	C065	1,2-Dichloroethane	9.11	62	424106	25.57 ug/L		96
34)	C110	2-Butanone	7.99	43	624969	117.43 ug/L		91
35)	C256	Cyclohexane	8.77	56	419101	25.17 ug/L		98
36)	C150	Trichloroethene	9.87	95	255225	25.70 ug/L		96
37)	C140	1,2-Dichloropropane	10.15	63	244433	26.03 ug/L		95
38)	C278	Dibromomethane	10.31	93	163165	25.57 ug/L		99
39)	C130	Bromodichloromethane	10.46	83	344172	26.43 ug/L		98
40)	C161	2-Chloroethylvinyl E	10.75	63	846588	130.26 ug/L	#	92
41)	C012	Methylcycolhexane	10.15	83	379282	25.80 ug/L		84
42)	C145	cis-1,3-Dichloroprop	11.02	75	394764	26.45 ug/L		94
45)	C230	Toluene	11.48	92	600907	25.35 ug/L		96
46)	C170	trans-1,3-Dichloropr	11.70	75	386877	25.94 ug/L		98
47)	C284	Ethyl Methacrylate	11.74	69	332706	25.54 ug/L	#	62
48)	C160	1,1,2-Trichloroethan	11.97	83	184039	25.41 ug/L		87
49)	C210	4-Methyl-2-pentanone	11.14	43	1413432	123.86 ug/L	#	91
50)	C220	Tetrachloroethene	12.24	166	225988	25.25 ug/L		98
51)	C221	1,3-Dichloropropane	12.21	76	379197	24.97 ug/L		97
52)	C155	Dibromochloromethane	12.55	129	249825	26.11 ug/L		97
53)	C163	1,2-Dibromoethane	12.76	107	240623	25.34 ug/L		95
54)	C215	2-Hexanone	12.23	43	1013113	125.79 ug/L		95
55)	C235	Chlorobenzene	13.41	112	675385	24.82 ug/L		97
56)	C281	1,1,1,2-Tetrachloroe	13.49	131	247902	26.56 ug/L		94
57)	C240	Ethylbenzene	13.52	91	1195353	25.53 ug/L		98
58)	C246	m,p-Xylene	13.67	106	860501	51.05 ug/L		94
59)	C247	o-Xylene	14.25	106	433215	25.60 ug/L		95
60)	C245	Styrene	14.26	104	665039	25.82 ug/L		84
63)	C180	Bromoform	14.58	173	144270	25.77 ug/L		98
64)	C966	Isopropylbenzene	14.76	105	1160370	25.32 ug/L		95
65)	C301	Bromobenzene	15.28	156	291988	24.88 ug/L		90
66)	C225	1,1,2,2-Tetrachloroe	15.15	83	302543	24.85 ug/L		97
67)	C282	1,2,3-Trichloropropa	15.26	110	93428	25.00 ug/L		100
68)	C283	t-1,4-Dichloro-2-But	15.23	89	326449	134.09 ug/L	#	50
69)	C302	n-Propylbenzene	15.35	91	1440234	25.37 ug/L		94
70)	C303	2-Chlorotoluene	15.54	126	290215	25.26 ug/L		100
71)	C289	4-Chlorotoluene	15.69	126	294585	25.54 ug/L		100
72)	C304	1,3,5-Trimethylbenze	15.59	105	1012296	25.24 ug/L	#	50
73)	C306	tert-Butylbenzene	16.10	134	198179	25.49 ug/L		100
74)	C307	1,2,4-Trimethylbenze	16.16	105	1028392	25.61 ug/L		100
75)	C308	sec-Butylbenzene	16.42	105	1161572	25.49 ug/L		95
76)	C260	1,3-Dichlorobenzene	16.65	146	555100	25.16 ug/L		99
77)	C309	4-Isopropyltoluene	16.62	119	1081471	25.78 ug/L		99
78)	C267	1,4-Dichlorobenzene	16.78	146	567809	24.91 ug/L		99
79)	C249	1,2-Dichlorobenzene	17.36	146	568165	25.23 ug/L		99
80)	C310	n-Butylbenzene	17.24	91	1019240	25.73 ug/L		93
81)	C286	1,2-Dibromo-3-Chloro	18.51	75	70618	25.34 ug/L		95
82)	C313	1,2,4-Trichlorobenze	19.78	180	398368	25.50 ug/L		100
83)	C316	Hexachlorobutadiene	20.01	225	145317	25.19 ug/L		95
84)	C314	Naphthalene	20.18	128	1055986	25.35 ug/L		100
85)	C934	1,2,3-Trichlorobenze	20.56	180	362337	24.83 ug/L		98

(#) = qualifier out of range (m) = manual integration

Quantitation Report (QT Reviewed)

Data File : H:\GCMS_VOA\P\071509\P9727.D
Acq On : 15 Jul 2009 22:54
Sample : RG91528-CAL3
Misc :
MS Integration Params: RTEINT.P
Quant Time: Jul 16 8:42 2009

Vial: 5
Operator: CDC
Inst : HP5973 P
Multiplr: 1.00
Quant Results File: R9G1510.RES

Method : C:\MSDCHEM\1\METHODS\8260_5ML\R9G1510.M (RTE Integrator)
Title : 8260 5ML
Last Update : Thu Jul 16 08:39:06 2009
Response via : Initial Calibration



Quantitation Report (Qedit)

Data File : H:\GCMS_VOA\P\071509\P9727.D
Acq On : 15 Jul 2009 22:54
Sample : RG91528-CAL3
Misc :
MS Integration Params: RTEINT.P
Quant Time: Jul 16 8:41 2009

Vial: 5
Operator: CDC
Inst : HP5973 P
Multiplr: 1.00
Quant Results File: temp.res

Method : C:\MSDCHEM\1\METHODS\8260_5ML\R9G1510.M (RTE Integrator)
Title : 8260 5ML
Last Update : Thu Jul 16 08:39:06 2009
Response via : Multiple Level Calibration

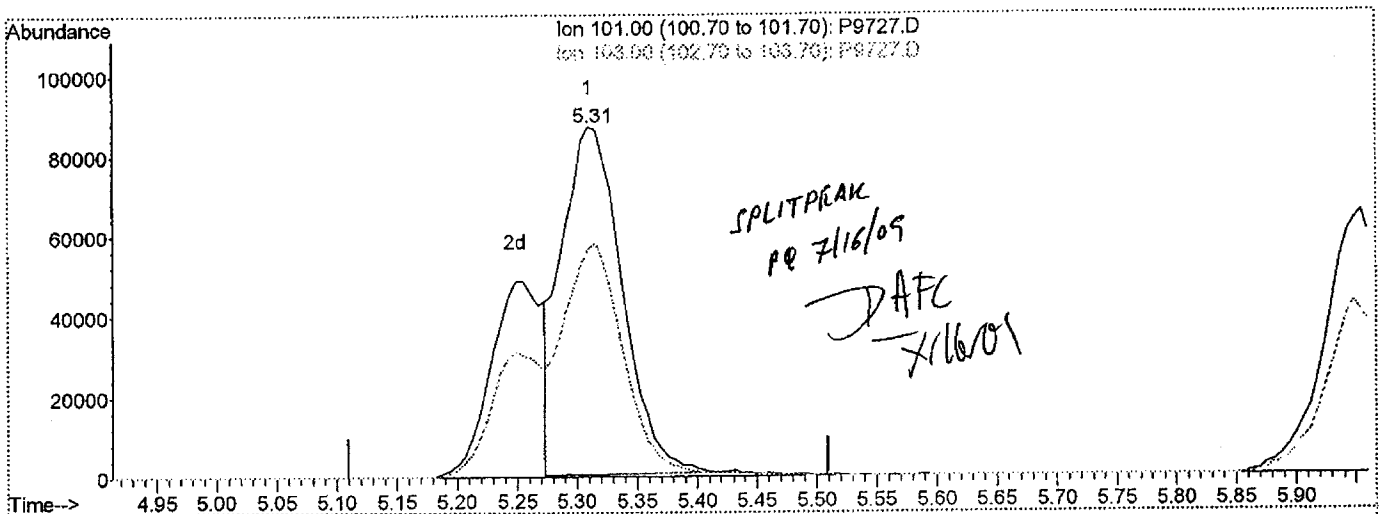

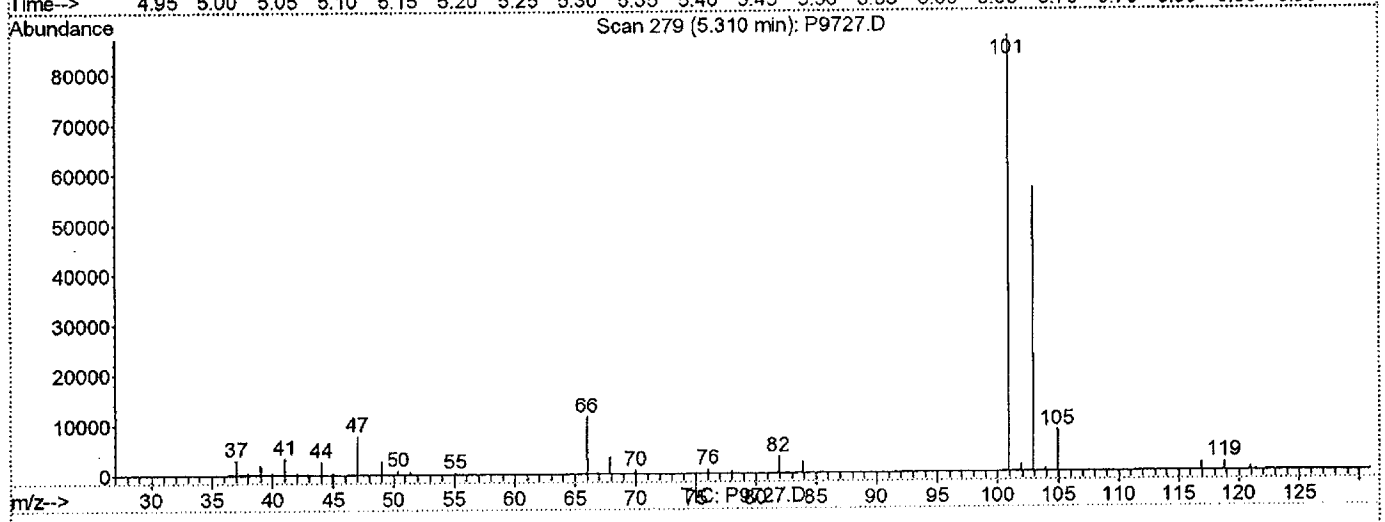

(7) C275 Trichlorofluoromethane (T)

5.31min 16.73ug/L

response 302560

Ion	Exp%	Act%
101.00	100	100
103.00	65.20	65.10
0.00	0.00	0.00
0.00	0.00	0.00

Quantitation Report (Qedit)

Data File : H:\GCMS_VOA\P\071509\P9727.D
Acq On : 15 Jul 2009 22:54
Sample : RG91528-CAL3
Misc :
MS Integration Params: RTEINT.P
Quant Time: Jul 16 8:42 2009

Vial: 5
Operator: CDC
Inst : HP5973 P
Multiplr: 1.00

Quant Results File: temp.res

Method : C:\MSDCHEM\1\METHODS\8260_5ML\R9G1510.M (RTE Integrator)
Title : 8260 5ML
Last Update : Thu Jul 16 08:39:06 2009
Response via : Multiple Level Calibration

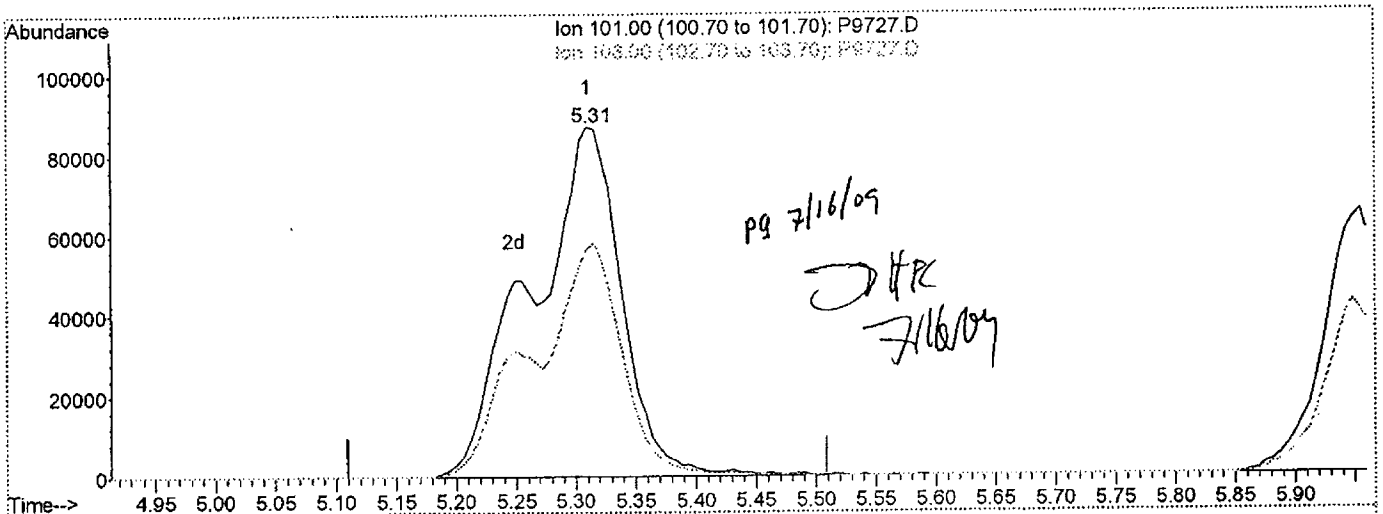

pg 7/16/09
DHR
7/16/09

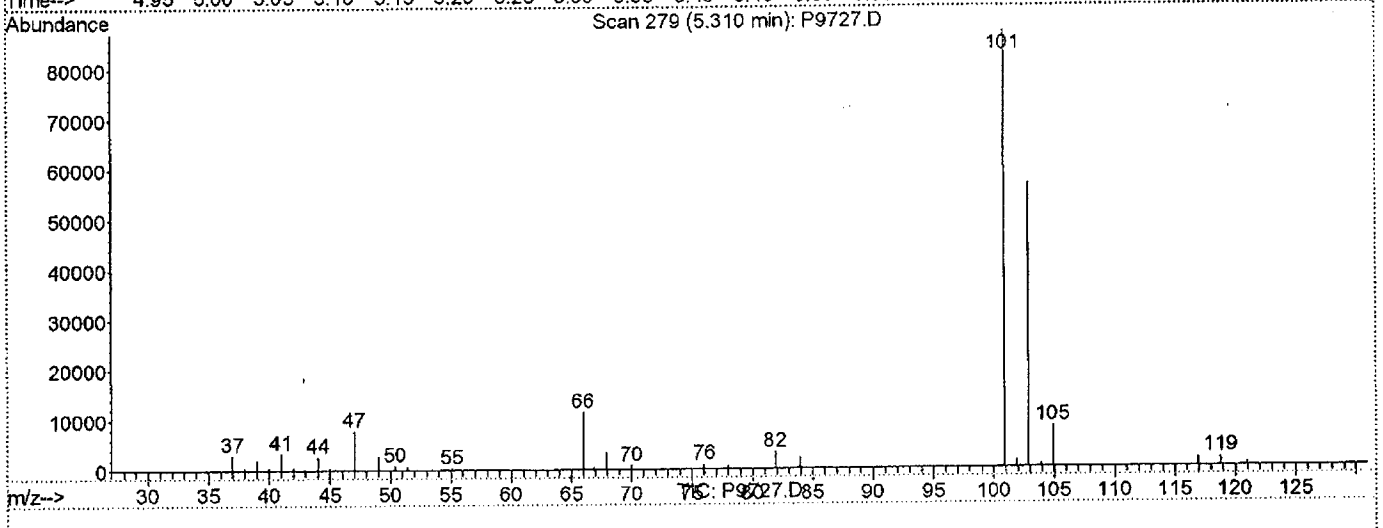

(7) C275 Trichlorofluoromethane (T)

5.31min 25.41ug/L m

response 459427

Ion	Exp%	Act%
101.00	100	100
103.00	65.20	65.10
0.00	0.00	0.00
0.00	0.00	0.00

Quantitation Report

Data File : H:\GCMS_VOA\P\071509\P9728.D
Acq On : 15 Jul 2009 23:22
Sample : RG91528-CAL4
Misc :
MS Integration Params: RTEINT.P
Quant Time: Jul 16 08:47:31 2009

Vial: 6
Operator: CDC
Inst : HP5973 P
Multiplr: 1.00

Quant Results File: R9G1510.RES

Quant Method : C:\MSDCHEM\1...\R9G1510.M (RTE Integrator)
Title : 8260 5ML
Last Update : Thu Jul 16 08:47:21 2009
Response via : Initial Calibration
DataAcq Meth : VOA
IS QA File : H:\GCMS_VOA\P\071509\P9727.D (15 Jul 2009 22:54)

Internal Standards	R.T.	QIon	Response	Conc	Units	Dev(Min) Rcv(Ar)
1) CI10 1,4-Difluorobenzene	9.49	114	619440	25.00	ug/L	0.00 101.64%
43) CI20 Chlorobenzene-D5	13.36	117	586094	25.00	ug/L	0.00 99.61%
62) CI30 1,4-Dichlorobenzene-	16.73	152	321461	25.00	ug/L	0.00 98.13%

System Monitoring Compounds						
30) CS87 Dibromofluoromethane	8.58	111	460222	49.67	ug/L	0.00
Spiked Amount 25.000 Range 70 - 130 Recovery = 198.68%#						
31) CS15 1,2-Dichloroethane-D	9.01	65	633786	48.83	ug/L	0.00
Spiked Amount 25.000 Range 66 - 137 Recovery = 195.32%#						
44) CS05 Toluene-D8	11.39	98	1620982	48.75	ug/L	0.00
Spiked Amount 25.000 Range 71 - 126 Recovery = 195.00%#						
61) CS10 p-Bromofluorobenzene	15.01	174	495782	48.05	ug/L	0.00
Spiked Amount 25.000 Range 73 - 120 Recovery = 192.20%#						

Target Compounds						Qvalue
2) C290 Dichlorodifluorometh	3.77	85	602655	49.52	ug/L	96
3) C010 Chloromethane	4.05	50	505023	48.66	ug/L	100
4) C020 Vinyl chloride	4.27	62	476421	49.62	ug/L	96
5) C015 Bromomethane	4.76	94	280183	48.43	ug/L	99
6) C025 Chloroethane	4.90	64	242822	47.59	ug/L	99
7) C275 Trichlorofluorometha	5.32	101	905196m	49.25	ug/L	98
8) C045 1,1-Dichloroethene	5.95	96	380722	49.28	ug/L	92
9) C030 Methylene chloride	6.53	84	478848	40.71	ug/L	96
10) C040 Carbon disulfide	6.31	76	1400835	48.98	ug/L	99
11) C036 Acrolein	5.78	56	953142	947.08	ug/L	94
12) C038 Acrylonitrile	6.78	53	880724	251.25	ug/L	98
13) C035 Acetone	5.95	43	837136	235.15	ug/L	91
14) C300 Acetonitrile	6.30	41	2475557	1943.11	ug/L	97
15) C276 Iodomethane	6.19	142	756082	49.72	ug/L	93
16) C291 1,1,2 Trichloro-1,2,	5.95	101	440361	48.22	ug/L	91
17) C962 T-butyl Methyl Ether	6.83	73	1547052	49.06	ug/L	96
18) C057 trans-1,2-Dichloroet	6.86	96	443700	49.15	ug/L	98
19) C255 Methyl Acetate	6.34	43	557932	46.49	ug/L	96
20) C050 1,1-Dichloroethane	7.36	63	853870	48.88	ug/L	97
21) C125 Vinyl Acetate	7.33	43	4908420	250.33	ug/L	95
22) C051 2,2-Dichloropropane	8.07	77	796373	49.59	ug/L	99
23) C056 cis-1,2-Dichloroethe	8.04	96	498020	49.55	ug/L	99
24) C272 Tetrahydrofuran	8.39	42	784965	242.90	ug/L	97
25) C222 Bromochloromethane	8.33	128	245192	50.21	ug/L #	84
26) C060 Chloroform	8.38	83	901155	49.35	ug/L	98
27) C115 1,1,1-Trichloroethan	8.67	97	877755	50.91	ug/L	97
28) C120 Carbon tetrachloride	8.89	117	723463	52.03	ug/L	99
29) C116 1,1-Dichloropropene	8.85	75	637934	49.73	ug/L	96
32) C165 Benzene	9.12	78	1722166	48.71	ug/L	99

(#) = qualifier out of range (m) = manual integration

Quantitation Report

Data File : H:\GCMS_VOA\P\071509\P9728.D
Acq On : 15 Jul 2009 23:22
Sample : RG91528-CAL4
Misc :
MS Integration Params: RTEINT.P
Quant Time: Jul 16 08:47:31 2009

Vial: 6
Operator: CDC
Inst : HP5973 P
Multiplr: 1.00
Quant Results File: R9G1510.RES

Quant Method : C:\MSDCHEM\1...\R9G1510.M (RTE Integrator)
Title : 8260 5ML
Last Update : Thu Jul 16 08:47:21 2009
Response via : Initial Calibration
DataAcq Meth : VOA

	Compound		R.T.	QIon	Response	Conc	Unit		Qvalue
33)	C065	1,2-Dichloroethane	9.11	62	837567	49.68	ug/L		97
34)	C110	2-Butanone	7.99	43	1278751	236.40	ug/L		92
35)	C256	Cyclohexane	8.78	56	797881	47.14	ug/L		98
36)	C150	Trichloroethene	9.87	95	499837	49.51	ug/L		93
37)	C140	1,2-Dichloropropane	10.15	63	475985	49.88	ug/L		95
38)	C278	Dibromomethane	10.31	93	324661	50.05	ug/L		97
39)	C130	Bromodichloromethane	10.46	83	694064	52.43	ug/L		97
40)	C161	2-Chloroethylvinyl E	10.75	63	1661554	251.52	ug/L	#	91
41)	C012	Methylcycolhexane	10.15	83	717910	48.05	ug/L		84
42)	C145	cis-1,3-Dichloroprop	11.02	75	789192	52.03	ug/L		93
45)	C230	Toluene	11.48	92	1170267	49.56	ug/L		94
46)	C170	trans-1,3-Dichloropr	11.70	75	786126	52.92	ug/L		95
47)	C284	Ethyl Methacrylate	11.74	69	670637	51.68	ug/L	#	64
48)	C160	1,1,2-Trichloroethan	11.97	83	359711	49.87	ug/L		88
49)	C210	4-Methyl-2-pentanone	11.14	43	2766451	243.38	ug/L	#	90
50)	C220	Tetrachloroethene	12.24	166	423663	47.52	ug/L		98
51)	C221	1,3-Dichloropropane	12.21	76	738252	48.81	ug/L		96
52)	C155	Dibromochloromethane	12.55	129	525882	55.17	ug/L		99
53)	C163	1,2-Dibromoethane	12.75	107	478571	50.60	ug/L		97
54)	C215	2-Hexanone	12.23	43	1959884	244.31	ug/L		96
55)	C235	Chlorobenzene	13.41	112	1319341	48.67	ug/L		96
56)	C281	1,1,1,2-Tetrachloroe	13.49	131	494739	53.22	ug/L		94
57)	C240	Ethylbenzene	13.52	91	2301631	49.35	ug/L		98
58)	C246	m,p-Xylene	13.67	106	1641028	97.74	ug/L		95
59)	C247	o-Xylene	14.25	106	828863	49.18	ug/L		99
60)	C245	Styrene	14.26	104	1269372	49.48	ug/L		81
63)	C180	Bromoform	14.58	173	310363	56.50	ug/L		99
64)	C966	Isopropylbenzene	14.76	105	2237759	49.76	ug/L		94
65)	C301	Bromobenzene	15.28	156	562828	48.86	ug/L	#	87
66)	C225	1,1,2,2-Tetrachloroe	15.15	83	606253	50.75	ug/L		98
67)	C282	1,2,3-Trichloropropa	15.26	110	180075	49.10	ug/L		100
68)	C283	t-1,4-Dichloro-2-But	15.23	89	665643	278.61	ug/L	#	48
69)	C302	n-Propylbenzene	15.35	91	2755006	49.46	ug/L		93
70)	C303	2-Chlorotoluene	15.54	126	558096	49.51	ug/L		100
71)	C289	4-Chlorotoluene	15.69	126	567786	50.16	ug/L		100
72)	C304	1,3,5-Trimethylbenze	15.59	105	1950168	49.55	ug/L	#	50
73)	C306	tert-Butylbenzene	16.10	134	384555	50.41	ug/L		100
74)	C307	1,2,4-Trimethylbenze	16.16	105	1970343	50.01	ug/L		100
75)	C308	sec-Butylbenzene	16.42	105	2234382	49.97	ug/L		95
76)	C260	1,3-Dichlorobenzene	16.65	146	1057124	48.83	ug/L		99
77)	C309	4-Isopropyltoluene	16.61	119	2073919	50.38	ug/L		98
78)	C267	1,4-Dichlorobenzene	16.78	146	1105461	49.42	ug/L		98
79)	C249	1,2-Dichlorobenzene	17.36	146	1093349	49.48	ug/L		97
80)	C310	n-Butylbenzene	17.24	91	1959869	50.43	ug/L		93
81)	C286	1,2-Dibromo-3-Chloro	18.51	75	148513	54.30	ug/L		96
82)	C313	1,2,4-Trichlorobenze	19.78	180	776713	50.66	ug/L		100
83)	C316	Hexachlorobutadiene	20.01	225	282582	49.91	ug/L		95
84)	C314	Naphthalene	20.18	128	2143724	52.44	ug/L		100
85)	C934	1,2,3-Trichlorobenze	20.56	180	717480	50.11	ug/L		100

(#) = qualifier out of range (m) = manual integration

```
                    Quantitation Report     (QT Reviewed)

Data File : H:\GCMS_VOA\P\071509\P9728.D                    Vial: 6
Acq On    : 15 Jul 2009  23:22                          Operator: CDC
Sample    : RG91528-CAL4                                Inst     : HP5973 P
Misc      :                                             Multiplr: 1.00
MS Integration Params: RTEINT.P
Quant Time: Jul 16  8:46 2009                Quant Results File: R9G1510.RES

Method        : C:\MSDCHEM\1\METHODS\8260_5ML\R9G1510.M (RTE Integrator)
Title         : 8260 5ML
Last Update   : Thu Jul 16 08:47:21 2009
Response via  : Initial Calibration
```



Quantitation Report (Qedit)

Data File : H:\GCMS_VOA\P\071509\P9728.D
Acq On : 15 Jul 2009 23:22
Sample : RG91528-CAL4
Misc :
MS Integration Params: RTEINT.P
Quant Time: Jul 16 8:45 2009

Vial: 6
Operator: CDC
Inst : HP5973 P
Multiplr: 1.00
Quant Results File: temp.res

Method : C:\MSDCHEM\1\METHODS\8260_5ML\R9G1510.M (RTE Integrator)
Title : 8260 5ML
Last Update : Thu Jul 16 08:47:21 2009
Response via : Multiple Level Calibration

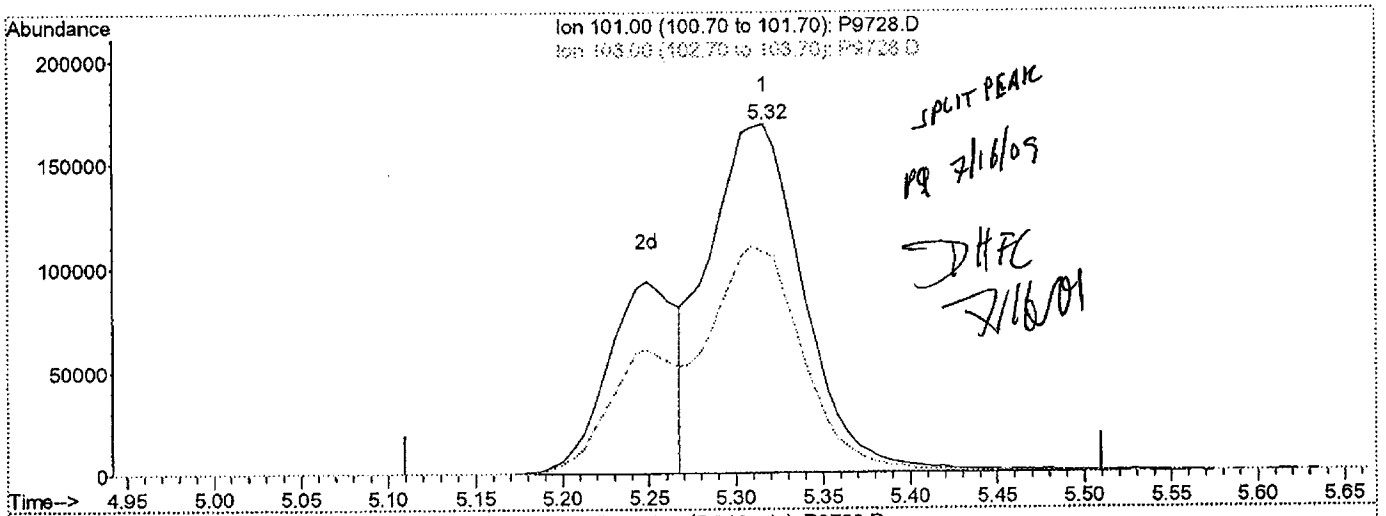

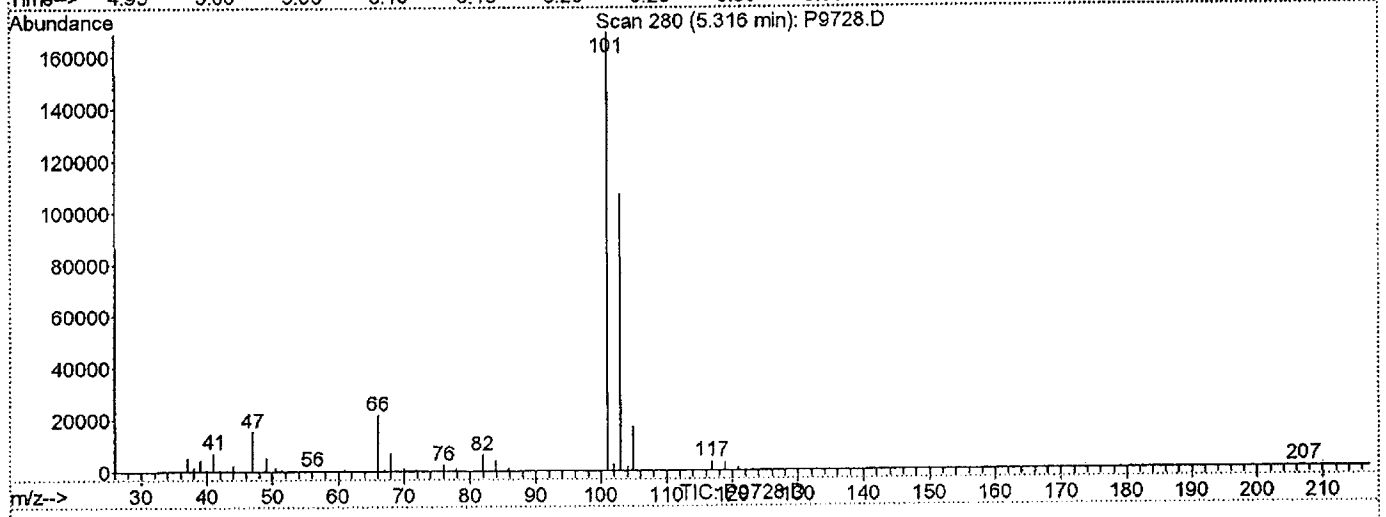

(7) C275 Trichlorofluoromethane (T)

5.32min 34.62ug/L

response 636262

Ion	Exp%	Act%
101.00	100	100
103.00	65.20	63.43
0.00	0.00	0.00
0.00	0.00	0.00

Quantitation Report (Qedit)

Data File : H:\GCMS_VOA\P\071509\P9728.D
Acq On : 15 Jul 2009 23:22
Sample : RG91528-CAL4
Misc :
MS Integration Params: RTEINT.P
Quant Time: Jul 16 8:46 2009

Vial: 6
Operator: CDC
Inst : HP5973 P
Multiplr: 1.00
Quant Results File: temp.res

Method : C:\MSDCHEM\1\METHODS\8260_5ML\R9G1510.M (RTE Integrator)
Title : 8260 5ML
Last Update : Thu Jul 16 08:47:21 2009
Response via : Multiple Level Calibration

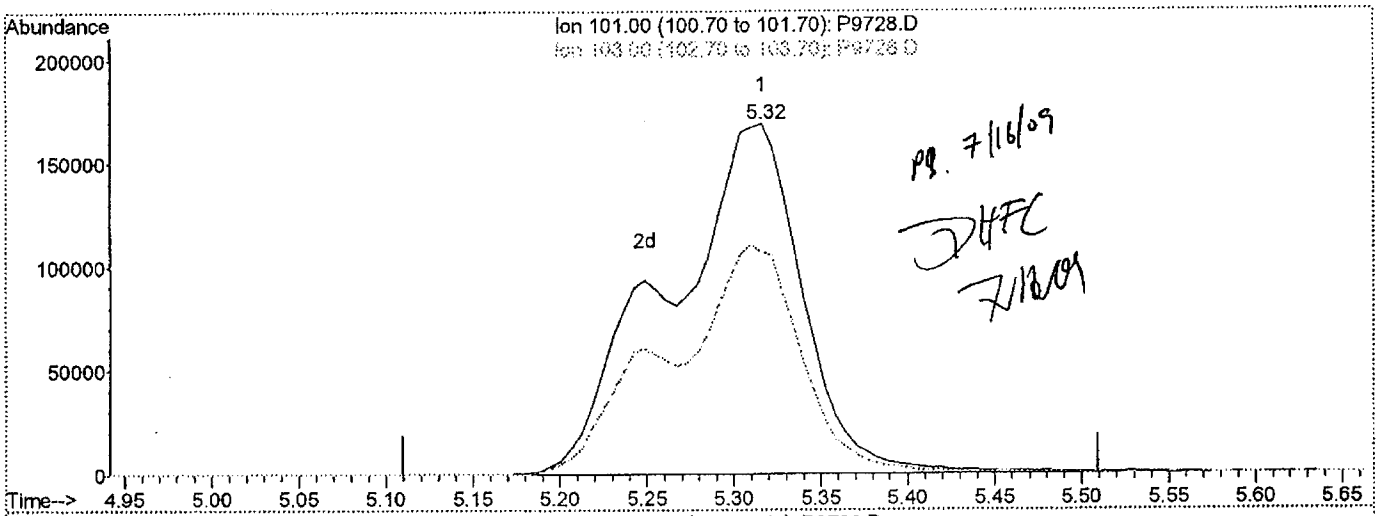

PR. 7/16/09
DHFC
7/16/09

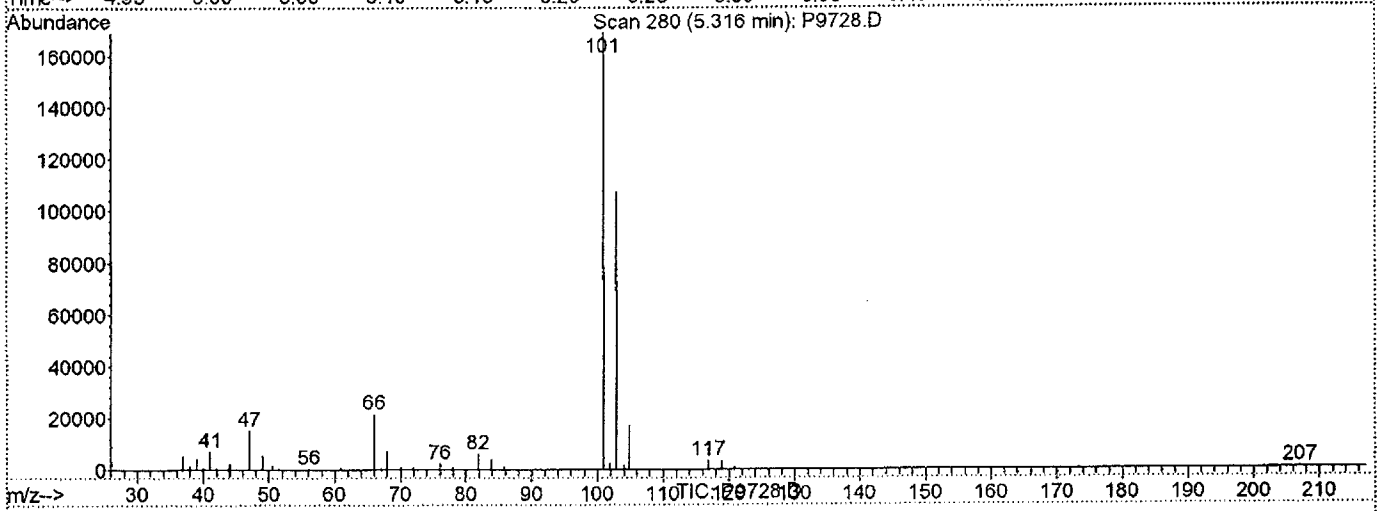

(7) C275 Trichlorofluoromethane (T)

5.32min 49.25ug/L m

response 905196

Ion	Exp%	Act%
101.00	100	100
103.00	65.20	63.43
0.00	0.00	0.00
0.00	0.00	0.00

Quantitation Report

Data File : H:\GCMS_VOA\P\071509\P9729.D
Acq On : 15 Jul 2009 23:51
Sample : RG91528-CAL5
Misc :
MS Integration Params: RTEINT.P
Quant Time: Jul 16 08:48:29 2009

Vial: 7
Operator: CDC
Inst : HP5973 P
Multiplr: 1.00
Quant Results File: R9G1510.RES

Quant Method : C:\MSDCHEM\1...\R9G1510.M (RTE Integrator)
Title : 8260 5ML
Last Update : Thu Jul 16 08:48:18 2009
Response via : Initial Calibration
DataAcq Meth : VOA
IS QA File : H:\GCMS_VOA\P\071509\P9727.D (15 Jul 2009 22:54)

Internal Standards	R.T.	QIon	Response	Conc Units	Dev(Min) Rcv(Ar)
1) CI10 1,4-Difluorobenzene	9.49	114	654046	25.00 ug/L	0.00 107.32%
43) CI20 Chlorobenzene-D5	13.36	117	624547	25.00 ug/L	0.00 106.14%
62) CI30 1,4-Dichlorobenzene-	16.73	152	345468	25.00 ug/L	0.00 105.46%

System Monitoring Compounds

30) CS87 Dibromofluoromethane	8.58	111	978948	100.06 ug/L	0.00
Spiked Amount 25.000 Range 70 - 130 Recovery = 400.24%#					
31) CS15 1,2-Dichloroethane-D	9.01	65	1345646	98.18 ug/L	0.00
Spiked Amount 25.000 Range 66 - 137 Recovery = 392.72%#					
44) CS05 Toluene-D8	11.39	98	3377441	95.32 ug/L	0.00
Spiked Amount 25.000 Range 71 - 126 Recovery = 381.28%#					
61) CS10 p-Bromofluorobenzene	15.01	174	1042505	94.81 ug/L	0.00
Spiked Amount 25.000 Range 73 - 120 Recovery = 379.24%#					

Target Compounds

					Qvalue
2) C290 Dichlorodifluorometh	3.76	85	1334416	103.84 ug/L	98
3) C010 Chloromethane	4.06	50	1067564	97.43 ug/L	99
4) C020 Vinyl chloride	4.28	62	1022471	100.87 ug/L	98
5) C015 Bromomethane	4.77	94	581827	95.25 ug/L	100
6) C025 Chloroethane	4.90	64	518564	96.26 ug/L	100
7) C275 Trichlorofluorometha	5.32	101	1934584m	99.69 ug/L	99
8) C045 1,1-Dichloroethene	5.95	96	772303	94.67 ug/L	92
9) C030 Methylene chloride	6.53	84	976612	78.64 ug/L	98
10) C040 Carbon disulfide	6.31	76	2972645	98.45 ug/L	100
11) C036 Acrolein	5.78	56	2012128	1893.54 ug/L	95
12) C038 Acrylonitrile	6.78	53	1870453	505.37 ug/L	98
13) C035 Acetone	5.95	43	1757716	467.62 ug/L	92
14) C300 Acetonitrile	6.30	41	5232900	3890.07 ug/L	97
15) C276 Iodomethane	6.19	142	1598972	99.59 ug/L	93
16) C291 1,1,2 Trichloro-1,2,	5.95	101	956857	99.23 ug/L	92
17) C962 T-butyl Methyl Ether	6.84	73	3250815	97.64 ug/L	96
18) C057 trans-1,2-Dichloroet	6.86	96	908945	95.36 ug/L	98
19) C255 Methyl Acetate	6.34	43	1188212	93.77 ug/L	95
20) C050 1,1-Dichloroethane	7.36	63	1738340	94.26 ug/L	98
21) C125 Vinyl Acetate	7.33	43	9991162	482.60 ug/L	95
22) C051 2,2-Dichloropropane	8.07	77	1635077	96.42 ug/L	99
23) C056 cis-1,2-Dichloroethe	8.04	96	1000006	94.23 ug/L	100
24) C272 Tetrahydrofuran	8.39	42	1660611	486.67 ug/L	97
25) C222 Bromochloromethane	8.33	128	506559	98.25 ug/L #	85
26) C060 Chloroform	8.38	83	1798862	93.30 ug/L	99
27) C115 1,1,1-Trichloroethan	8.67	97	1842990	101.24 ug/L	97
28) C120 Carbon tetrachloride	8.89	117	1543176	105.11 ug/L	99
29) C116 1,1-Dichloropropene	8.85	75	1333275	98.44 ug/L	97
32) C165 Benzene	9.12	78	3503421	93.85 ug/L	99

(#) = qualifier out of range (m) = manual integration

Quantitation Report

Data File : H:\GCMS_VOA\P\071509\P9729.D
Acq On : 15 Jul 2009 23:51
Sample : RG91528-CAL5
Misc :
MS Integration Params: RTEINT.P
Quant Time: Jul 16 08:48:29 2009

Vial: 7
Operator: CDC
Inst : HP5973 P
Multiplr: 1.00
Quant Results File: R9G1510.RES

Quant Method : C:\MSDCHEM\1...\R9G1510.M (RTE Integrator)
Title : 8260 5ML
Last Update : Thu Jul 16 08:48:18 2009
Response via : Initial Calibration
DataAcq Meth : VOA

	Compound		R.T.	QIon	Response	Conc	Unit		Qvalue
33)	C065	1,2-Dichloroethane	9.11	62	1687034	94.77	ug/L		98
34)	C110	2-Butanone	7.99	43	2764188	483.98	ug/L		91
35)	C256	Cyclohexane	8.78	56	1735038	97.09	ug/L		99
36)	C150	Trichloroethene	9.87	95	1046733	98.20	ug/L		92
37)	C140	1,2-Dichloropropane	10.15	63	959148	95.19	ug/L		94
38)	C278	Dibromomethane	10.31	93	683831	99.85	ug/L		98
39)	C130	Bromodichloromethane	10.46	83	1484354	106.20	ug/L		96
40)	C161	2-Chloroethylvinyl E	10.75	63	3387465	485.66	ug/L	#	90
41)	C012	Methylcycolhexane	10.15	83	1559108	98.83	ug/L		83
42)	C145	cis-1,3-Dichloroprop	11.02	75	1672057	104.39	ug/L		95
45)	C230	Toluene	11.48	92	2394766	95.18	ug/L		96
46)	C170	trans-1,3-Dichloropr	11.70	75	1675038	105.81	ug/L		96
47)	C284	Ethyl Methacrylate	11.74	69	1406917	101.74	ug/L	#	64
48)	C160	1,1,2-Trichloroethan	11.97	83	761560	99.07	ug/L		87
49)	C210	4-Methyl-2-pentanone	11.14	43	5703157	470.84	ug/L	#	89
50)	C220	Tetrachloroethene	12.24	166	839396	88.36	ug/L		96
51)	C221	1,3-Dichloropropane	12.21	76	1497412	92.90	ug/L		96
52)	C155	Dibromochloromethane	12.55	129	1144685	112.70	ug/L		100
53)	C163	1,2-Dibromoethane	12.76	107	1025163	101.72	ug/L		95
54)	C215	2-Hexanone	12.23	43	3977852	465.32	ug/L		97
55)	C235	Chlorobenzene	13.41	112	2719776	94.15	ug/L		96
56)	C281	1,1,1,2-Tetrachloroe	13.49	131	1017626	102.73	ug/L		95
57)	C240	Ethylbenzene	13.52	91	4684618	94.26	ug/L		98
58)	C246	m,p-Xylene	13.67	106	3309018	184.95	ug/L		96
59)	C247	o-Xylene	14.25	106	1663794	92.64	ug/L		96
60)	C245	Styrene	14.26	104	2545565	93.11	ug/L		81
63)	C180	Bromoform	14.57	173	709196	120.13	ug/L		99
64)	C966	Isopropylbenzene	14.76	105	4569977	94.56	ug/L		93
65)	C301	Bromobenzene	15.28	156	1143392	92.37	ug/L		90
66)	C225	1,1,2,2-Tetrachloroe	15.15	83	1294924	100.87	ug/L		99
67)	C282	1,2,3-Trichloropropa	15.26	110	371235	94.18	ug/L		100
68)	C283	t-1,4-Dichloro-2-But	15.23	89	1427282	555.89	ug/L	#	46
69)	C302	n-Propylbenzene	15.36	91	5736678	95.83	ug/L		92
70)	C303	2-Chlorotoluene	15.54	126	1146839	94.67	ug/L		100
71)	C289	4-Chlorotoluene	15.69	126	1172800	96.41	ug/L		100
72)	C304	1,3,5-Trimethylbenze	15.59	105	3999514	94.57	ug/L	#	48
73)	C306	tert-Butylbenzene	16.10	134	789188	96.25	ug/L		100
74)	C307	1,2,4-Trimethylbenze	16.17	105	4036625	95.33	ug/L		98
75)	C308	sec-Butylbenzene	16.42	105	4640054	96.55	ug/L		96
76)	C260	1,3-Dichlorobenzene	16.65	146	2169164	93.23	ug/L		99
77)	C309	4-Isopropyltoluene	16.62	119	4266756	96.44	ug/L		97
78)	C267	1,4-Dichlorobenzene	16.77	146	2283147	94.97	ug/L		98
79)	C249	1,2-Dichlorobenzene	17.36	146	2260430	95.20	ug/L		98
80)	C310	n-Butylbenzene	17.24	91	4082947	97.75	ug/L		93
81)	C286	1,2-Dibromo-3-Chloro	18.51	75	336911	114.62	ug/L		96
82)	C313	1,2,4-Trichlorobenze	19.78	180	1594325	96.76	ug/L		99
83)	C316	Hexachlorobutadiene	20.01	225	588431	96.72	ug/L		96
84)	C314	Naphthalene	20.18	128	4544250	103.44	ug/L		100
85)	C934	1,2,3-Trichlorobenze	20.56	180	1470981	95.59	ug/L		99

(#) = qualifier out of range (m) = manual integration

Quantitation Report (QT Reviewed)

Data File : H:\GCMS_VOA\P\071509\P9729.D
Acq On : 15 Jul 2009 23:51
Sample : RG91528-CAL5
Misc :
MS Integration Params: RTEINT.P
Quant Time: Jul 16 8:47 2009

Vial: 7
Operator: CDC
Inst : HP5973 P
Multiplr: 1.00

Quant Results File: R9G1510.RES

Method : C:\MSDCHEM\1\METHODS\8260_5ML\R9G1510.M (RTE Integrator)
Title : 8260 5ML
Last Update : Thu Jul 16 08:48:18 2009
Response via : Initial Calibration



Quantitation Report (Qedit)

Data File : H:\GCMS_VOA\P\071509\P9729.D
Acq On : 15 Jul 2009 23:51
Sample : RG91528-CAL5
Misc :
MS Integration Params: RTEINT.P
Quant Time: Jul 16 8:46 2009

Vial: 7
Operator: CDC
Inst : HP5973 P
Multiplr: 1.00
Quant Results File: temp.res

Method : C:\MSDCHEM\1\METHODS\8260_5ML\R9G1510.M (RTE Integrator)
Title : 8260 5ML
Last Update : Thu Jul 16 08:48:18 2009
Response via : Multiple Level Calibration

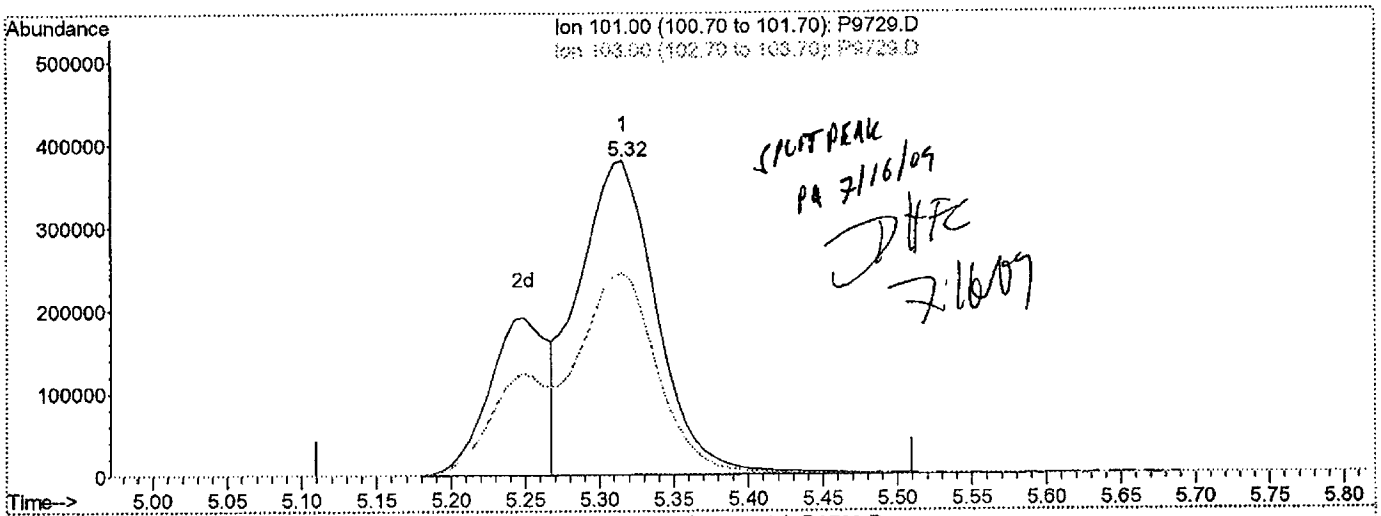

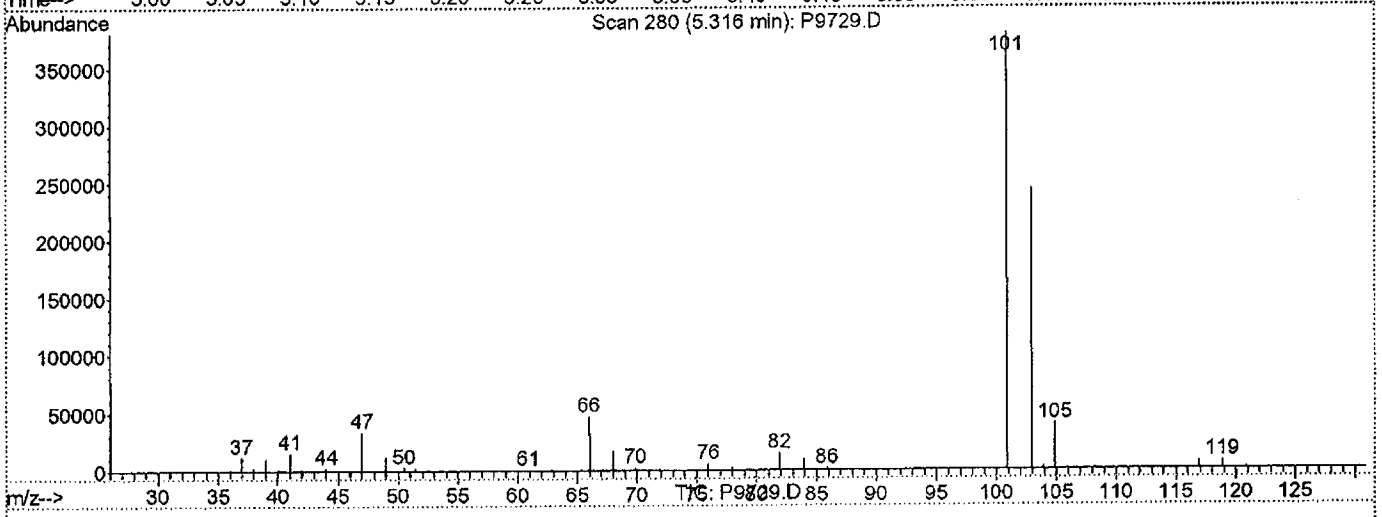

(7) C275 Trichlorofluoromethane (T)

5.32min 71.22ug/L

response 1382104

Ion	Exp%	Act%
101.00	100	100
103.00	65.20	64.30
0.00	0.00	0.00
0.00	0.00	0.00

Quantitation Report (Qedit)

Data File : H:\GCMS_VOA\P\071509\P9729.D
Acq On : 15 Jul 2009 23:51
Sample : RG91528-CAL5
Misc :
MS Integration Params: RTEINT.P
Quant Time: Jul 16 8:47 2009

Vial: 7
Operator: CDC
Inst : HP5973 P
Multiplr: 1.00
Quant Results File: temp.res

Method : C:\MSDCHEM\1\METHODS\8260_5ML\R9G1510.M (RTE Integrator)
Title : 8260 5ML
Last Update : Thu Jul 16 08:48:18 2009
Response via : Multiple Level Calibration

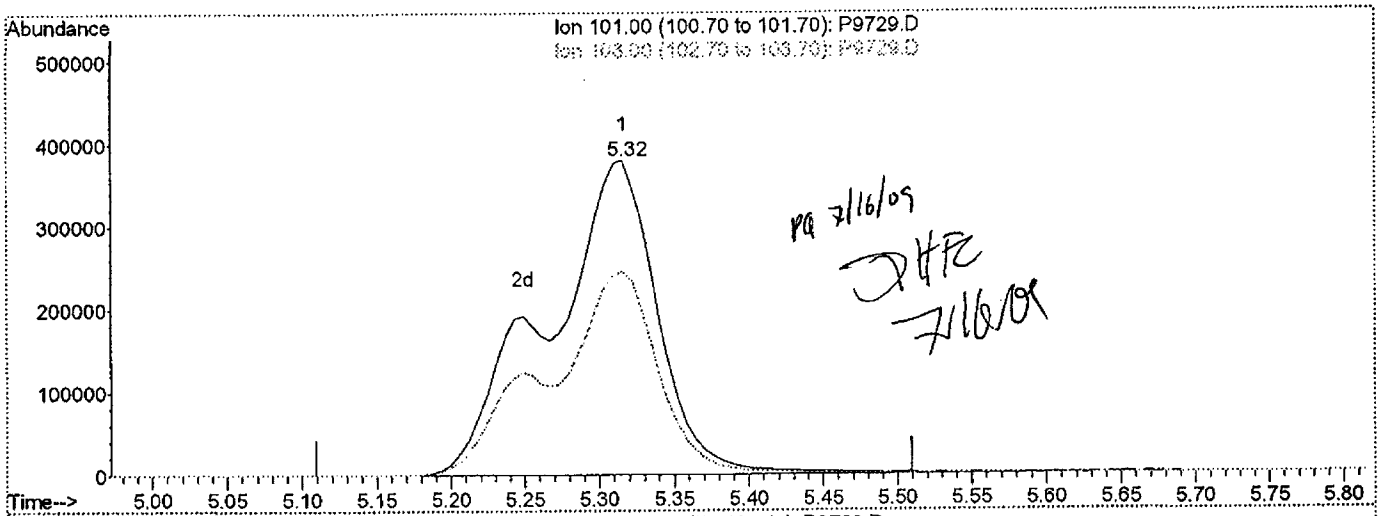

PQ 7/16/09
JHR 7/16/09

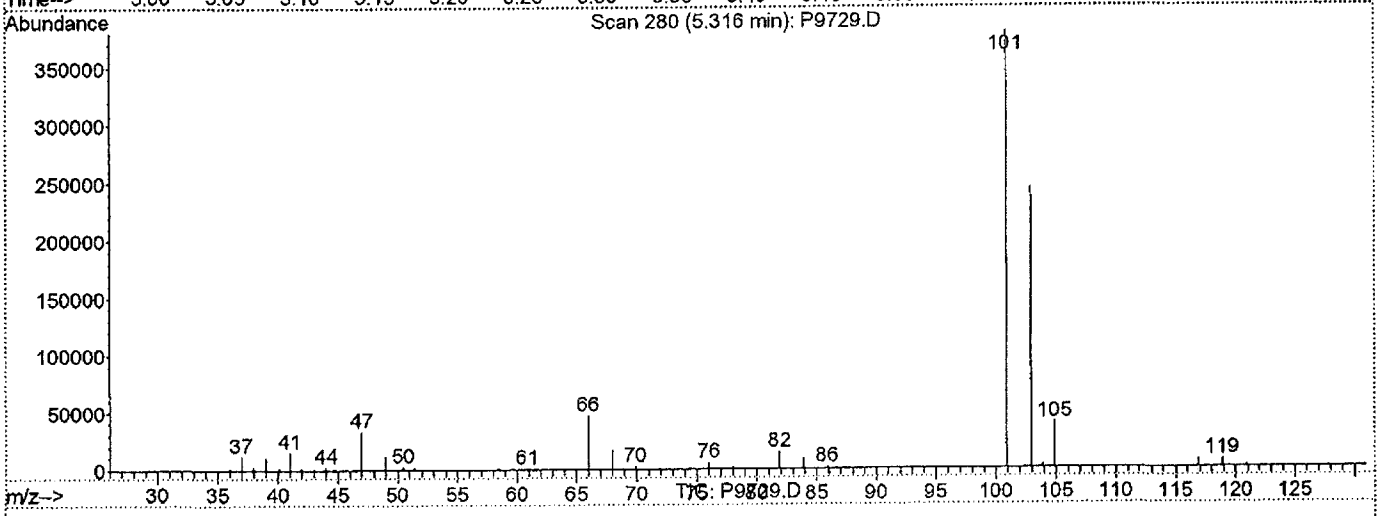

(7) C275 Trichlorofluoromethane (T)

5.32min 99.69ug/L m

response 1934584

Ion	Exp%	Act%
101.00	100	100
103.00	65.20	64.30
0.00	0.00	0.00
0.00	0.00	0.00

Quantitation Report

Data File : H:\GCMS_VOA\P\071709\P9765.D
Acq On : 17 Jul 2009 11:26
Sample : 9G17027-BS1
Misc :
MS Integration Params: RTEINT.P
Quant Time: Jul 17 12:02:33 2009

Vial: 5
Operator: PQ
Inst : HP5973 P
Multiplr: 1.00
Quant Results File: R9G1510.RES

Quant Method : C:\MSDCHEM\1...\R9G1510.M (RTE Integrator)
Title : 8260 5ML
Last Update : Fri Jul 17 12:02:20 2009
Response via : Initial Calibration
DataAcq Meth : VOA
IS QA File : H:\GCMS_VOA\P\071709\P9763.D (17 Jul 2009 10:16)

Internal Standards		R.T.	QIon	Response	Conc	Units	Dev(Min) Rcv(Ar)
1) CI10	1,4-Difluorobenzene	9.49	114	614207	25.00	ug/L	0.00 97.52%
43) CI20	Chlorobenzene-D5	13.36	117	577092	25.00	ug/L	0.00 97.24%
62) CI30	1,4-Dichlorobenzene-	16.73	152	311338	25.00	ug/L	0.00 96.27%

System Monitoring Compounds

30) CS87	Dibromofluoromethane	8.58	111	224571	24.44	ug/L	0.00
Spiked Amount	25.000	Range	70 - 130	Recovery	=	97.76%	
31) CS15	1,2-Dichloroethane-D	9.01	65	307994	23.93	ug/L	0.00
Spiked Amount	25.000	Range	66 - 137	Recovery	=	95.72%	
44) CS05	Toluene-D8	11.39	98	797311	24.35	ug/L	0.00
Spiked Amount	25.000	Range	71 - 126	Recovery	=	97.40%	
61) CS10	p-Bromofluorobenzene	15.01	174	239584	23.58	ug/L	0.00
Spiked Amount	25.000	Range	73 - 120	Recovery	=	94.32%	

Target Compounds

							Qvalue
2) C290	Dichlorodifluorometh	3.76	85	32742	2.71	ug/L	95
3) C010	Chloromethane	4.04	50	85686	8.33	ug/L	98
4) C020	Vinyl chloride	4.26	62	110887	11.65	ug/L	98
5) C015	Bromomethane	4.76	94	85663	14.93	ug/L	95
6) C025	Chloroethane	4.90	64	100486	19.86	ug/L	98
7) C275	Trichlorofluorometha	5.31	101	322622m	17.69	ug/L	98
8) C045	1,1-Dichloroethene	5.95	96	187117	24.42	ug/L	93
9) C030	Methylene chloride	6.53	84	238560	24.71	ug/L	95
10) C040	Carbon disulfide	6.32	76	402070	14.18	ug/L	100
11) C036	Acrolein	5.78	56	226429	226.90	ug/L	94
12) C038	Acrylonitrile	6.78	53	428081	123.16	ug/L	98
13) C035	Acetone	5.95	43	412819	116.95	ug/L	91
14) C300	Acetonitrile	6.30	41	1210405	958.16	ug/L	95
15) C276	Iodomethane	6.19	142	235077	15.59	ug/L	93
16) C291	1,1,2 Trichloro-1,2,	5.95	101	138887	15.34	ug/L	91
17) C962	T-butyl Methyl Ether	6.83	73	749965	23.99	ug/L	97
18) C057	trans-1,2-Dichloroet	6.86	96	209584	23.41	ug/L	98
19) C255	Methyl Acetate	6.34	43	281175	25.25	ug/L	96
20) C050	1,1-Dichloroethane	7.35	63	410859	23.72	ug/L	98
21) C125	Vinyl Acetate	7.33	43	2181565	112.21	ug/L #	95
22) C051	2,2-Dichloropropane	8.07	77	369550	23.21	ug/L	100
23) C056	cis-1,2-Dichloroethe	8.03	96	238873	23.97	ug/L	97
24) C272	Tetrahydrofuran	8.39	42	372288	116.18	ug/L	97
25) C222	Bromochloromethane	8.33	128	117774	24.32	ug/L #	87
26) C060	Chloroform	8.38	83	431473	23.83	ug/L	98
27) C115	1,1,1-Trichloroethan	8.67	97	404557	23.67	ug/L	97
28) C120	Carbon tetrachloride	8.89	117	329418	23.89	ug/L	97
29) C116	1,1-Dichloropropene	8.85	75	301779	23.73	ug/L	97
32) C165	Benzene	9.11	78	829318	23.66	ug/L	98

(#) = qualifier out of range (m) = manual integration

Quantitation Report

Data File : H:\GCMS_VOA\P\071709\P9765.D
Acq On : 17 Jul 2009 11:26
Sample : 9G17027-BS1
Misc :
MS Integration Params: RTEINT.P
Quant Time: Jul 17 12:02:33 2009

Vial: 5
Operator: PQ
Inst : HP5973 P
Multiplr: 1.00
Quant Results File: R9G1510.RES

Quant Method : C:\MSDCHEM\1...\R9G1510.M (RTE Integrator)
Title : 8260 5ML
Last Update : Fri Jul 17 12:02:20 2009
Response via : Initial Calibration
DataAcq Meth : VOA

	Compound		R.T.	QIon	Response	Conc Unit		Qvalue
33)	C065	1,2-Dichloroethane	9.10	62	398150	23.82 ug/L		98
34)	C110	2-Butanone	7.99	43	608831	113.51 ug/L		92
35)	C256	Cyclohexane	8.77	56	292259	17.42 ug/L		98
36)	C150	Trichloroethene	9.87	95	244569	24.43 ug/L		91
37)	C140	1,2-Dichloropropane	10.15	63	227858	24.08 ug/L		94
38)	C278	Dibromomethane	10.31	93	156979	24.41 ug/L		97
39)	C130	Bromodichloromethane	10.46	83	327954	24.99 ug/L		99
40)	C161	2-Chloroethylvinyl E	10.75	63	731459	111.67 ug/L	#	91
41)	C012	Methylcycolhexane	10.15	83	290354	19.60 ug/L		84
42)	C145	cis-1,3-Dichloroprop	11.02	75	372623	24.77 ug/L		92
45)	C230	Toluene	11.48	92	556375	23.93 ug/L		94
46)	C170	trans-1,3-Dichloropr	11.70	75	375774	25.69 ug/L		95
47)	C284	Ethyl Methacrylate	11.74	69	316349	24.76 ug/L	#	61
48)	C160	1,1,2-Trichloroethan	11.97	83	172642	24.31 ug/L		83
49)	C210	4-Methyl-2-pentanone	11.14	43	1348518	120.49 ug/L	#	91
50)	C220	Tetrachloroethene	12.24	166	210433	23.97 ug/L		95
51)	C221	1,3-Dichloropropane	12.21	76	355918	23.90 ug/L		94
52)	C155	Dibromochloromethane	12.55	129	239050	25.47 ug/L		98
53)	C163	1,2-Dibromoethane	12.76	107	225737	24.24 ug/L		94
54)	C215	2-Hexanone	12.23	43	980893	124.18 ug/L		94
55)	C235	Chlorobenzene	13.41	112	625325	23.43 ug/L		96
56)	C281	1,1,1,2-Tetrachloroe	13.49	131	233044	25.46 ug/L		94
57)	C240	Ethylbenzene	13.51	91	1099428	23.94 ug/L		98
58)	C246	m,p-Xylene	13.67	106	795672	48.13 ug/L		94
59)	C247	o-Xylene	14.25	106	399107	24.05 ug/L		97
60)	C245	Styrene	14.26	104	687989	27.24 ug/L		85
63)	C180	Bromoform	14.57	173	135844	23.43 ug/L		98
64)	C966	Isopropylbenzene	14.76	105	1077922	24.75 ug/L		96
65)	C301	Bromobenzene	15.28	156	269723	24.18 ug/L	#	86
66)	C225	1,1,2,2-Tetrachloroe	15.15	83	286698	24.78 ug/L		99
67)	C282	1,2,3-Trichloropropa	15.26	110	79425	22.36 ug/L		100
68)	C283	t-1,4-Dichloro-2-But	15.23	89	200093	86.47 ug/L	#	59
69)	C302	n-Propylbenzene	15.35	91	1294214	23.99 ug/L		93
70)	C303	2-Chlorotoluene	15.54	126	262684	24.06 ug/L		100
71)	C289	4-Chlorotoluene	15.68	126	266083	24.27 ug/L		100
72)	C304	1,3,5-Trimethylbenze	15.59	105	919111	24.11 ug/L	#	48
73)	C306	tert-Butylbenzene	16.10	134	181638	24.58 ug/L		100
74)	C307	1,2,4-Trimethylbenze	16.16	105	948455	24.85 ug/L		100
75)	C308	sec-Butylbenzene	16.42	105	1129260	26.07 ug/L		97
76)	C260	1,3-Dichlorobenzene	16.65	146	503648	24.02 ug/L		98
77)	C309	4-Isopropyltoluene	16.61	119	946640	23.74 ug/L		97
78)	C267	1,4-Dichlorobenzene	16.77	146	526933	24.32 ug/L		99
79)	C249	1,2-Dichlorobenzene	17.36	146	512961	23.97 ug/L		99
80)	C310	n-Butylbenzene	17.24	91	897695	23.85 ug/L		94
81)	C286	1,2-Dibromo-3-Chloro	18.51	75	59446	22.44 ug/L		97
82)	C313	1,2,4-Trichlorobenze	19.78	180	358276	24.13 ug/L		97
83)	C316	Hexachlorobutadiene	20.01	225	127506	23.25 ug/L		94
84)	C314	Naphthalene	20.18	128	967441	24.44 ug/L		98
85)	C934	1,2,3-Trichlorobenze	20.55	180	333123	24.02 ug/L		99

(#) = qualifier out of range (m) = manual integration

Quantitation Report (QT Reviewed)

Data File : H:\GCMS_VOA\P\071709\P9765.D
Acq On : 17 Jul 2009 11:26
Sample : 9G17027-BS1
Misc :
MS Integration Params: RTEINT.P
Quant Time: Jul 17 12:01 2009

Vial: 5
Operator: PQ
Inst : HP5973 P
Multiplr: 1.00

Quant Results File: R9G1510.RES

Method : C:\MSDCHEM\1\METHODS\8260_5ML\R9G1510.M (RTE Integrator)
Title : 8260 5ML
Last Update : Fri Jul 17 12:02:20 2009
Response via : Initial Calibration



Quantitation Report (Qedit)

Data File : H:\GCMS_VOA\P\071709\P9765.D
Acq On : 17 Jul 2009 11:26
Sample : 9G17027-BS1
Misc :
MS Integration Params: RTEINT.P
Quant Time: Jul 17 12:00 2009

Vial: 5
Operator: PQ
Inst : HP5973 P
Multiplr: 1.00
Quant Results File: temp.res

Method : C:\MSDCHEM\1\METHODS\8260_5ML\R9G1510.M (RTE Integrator)
Title : 8260 5ML
Last Update : Fri Jul 17 12:02:20 2009
Response via : Multiple Level Calibration

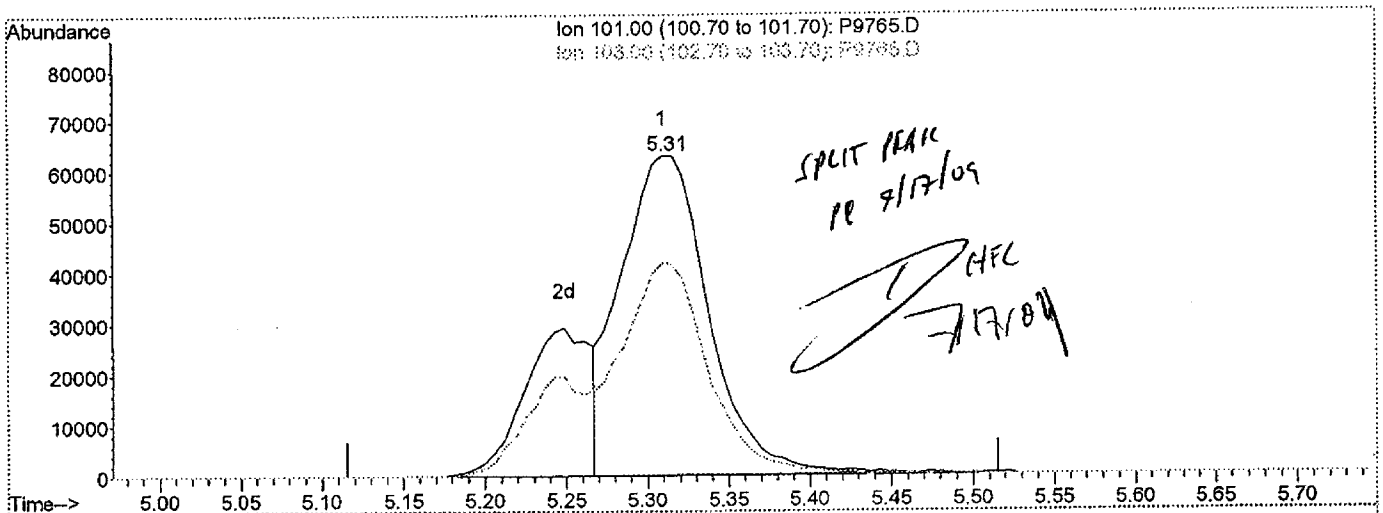

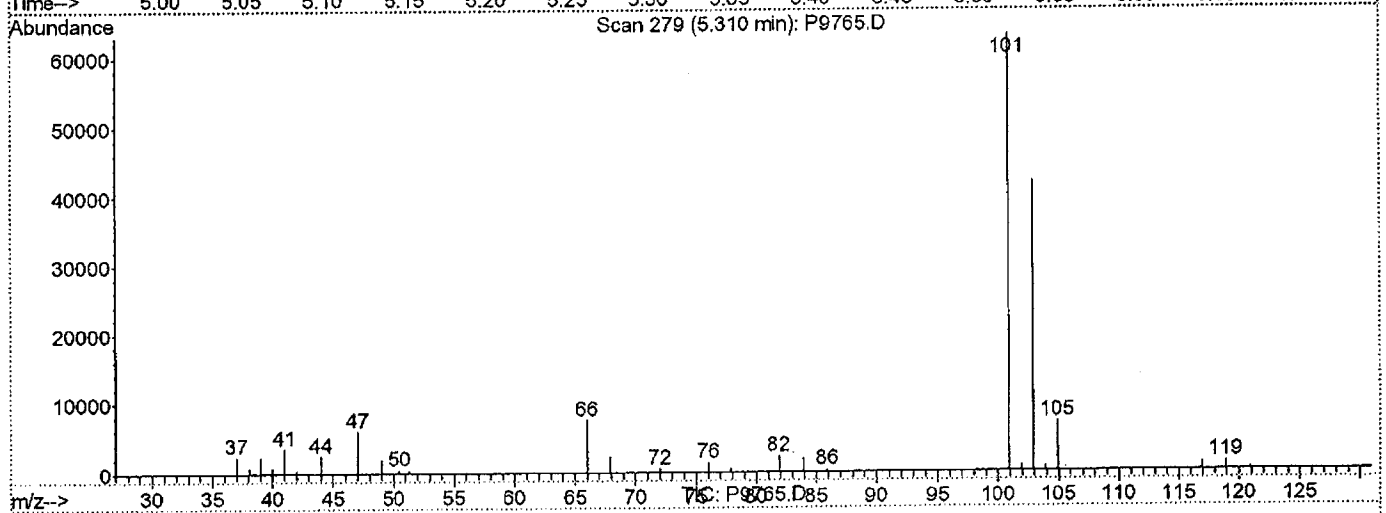

(7) C275 Trichlorofluoromethane (T)

5.31min 12.86ug/L

response 234461

Ion	Exp%	Act%
101.00	100	100
103.00	65.20	66.50
0.00	0.00	0.00
0.00	0.00	0.00

Quantitation Report (Qedit)

Data File : H:\GCMS_VOA\P\071709\P9765.D
Acq On : 17 Jul 2009 11:26
Sample : 9G17027-BS1
Misc :
MS Integration Params: RTEINT.P
Quant Time: Jul 17 12:01 2009

Vial: 5
Operator: PQ
Inst : HP5973 P
Multiplr: 1.00
Quant Results File: temp.res

Method : C:\MSDCHEM\1\METHODS\8260_5ML\R9G1510.M (RTE Integrator)
Title : 8260 5ML
Last Update : Fri Jul 17 12:02:20 2009
Response via : Multiple Level Calibration

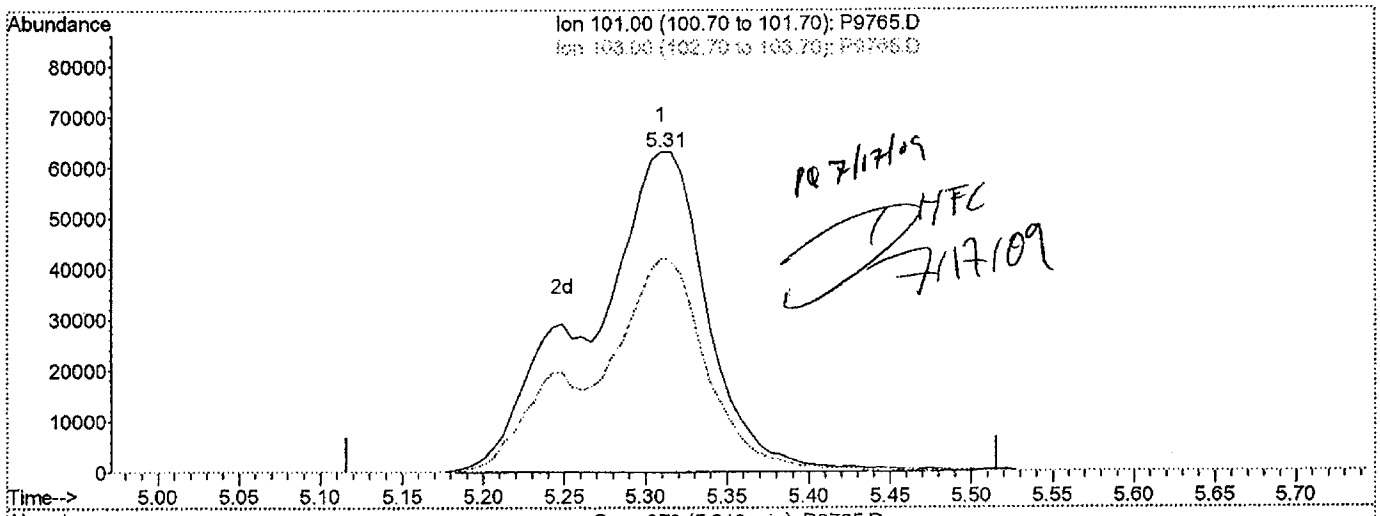

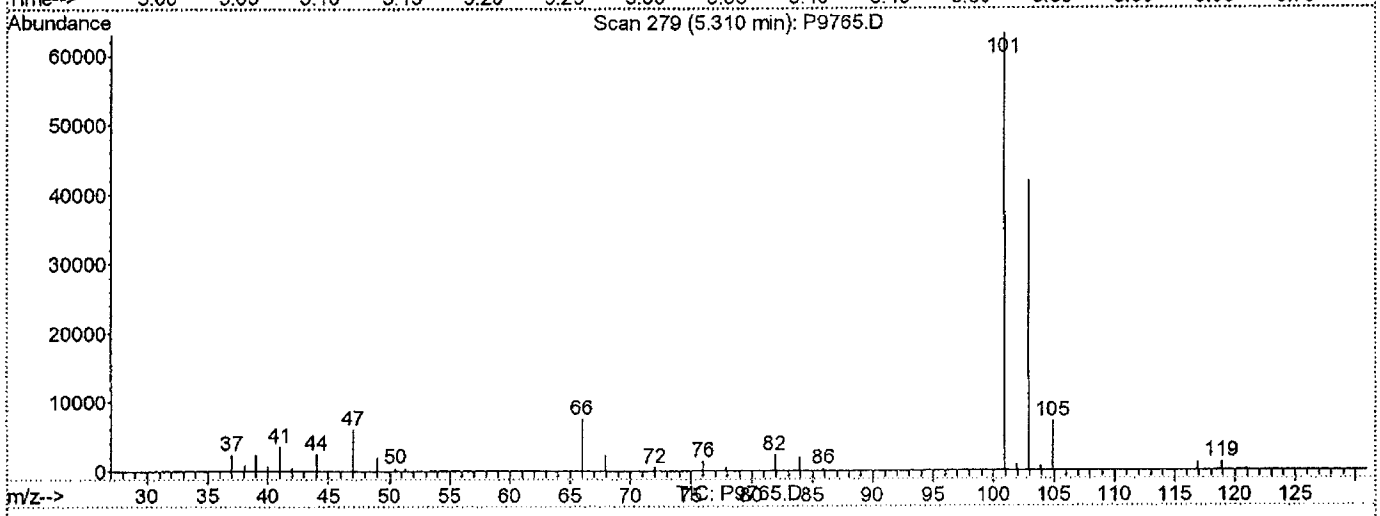

(7) C275 Trichlorofluoromethane (T)

5.31min 17.69ug/L m

response 322622

Ion	Exp%	Act%
101.00	100	100
103.00	65.20	66.50
0.00	0.00	0.00
0.00	0.00	0.00

Form 7

CONTINUING CALIBRATION CHECK

8260B

Laboratory:	TestAmerica Buffalo	SDG:	
Client:	AECOM - Amherst, NY	Project:	AECOM, Inc. - Scott Aviation site - NY3A9023
Instrument ID:	HP5973P	Calibration:	R9G1510
Lab File ID:	P9948.D	Calibration Date:	07/15/09 21:29
Sequence:	RG92407	Injection Date:	07/24/09
Lab Sample ID:	RG92407-CCV1	Injection Time:	10:25

		CONC. (ug/L)		RESPONSE FACTOR			% DIFF / DRIFT	
COMPOUND	TYPE	STD	CCV	ICAL	CCV	MIN (#)	CCV	LIMIT (#)
1,1,1-Trichloroethane	A	25.0	23.9	0.695807	0.66455		-4.5	
1,1,2,2-Tetrachloroethane	A	25.0	24.9	0.9290017	0.9243666	0.3	-0.5	
1,1,2-Trichloro-1,2,2-trifluoroethane	A	25.0	24.3	0.3685916	0.3584532		-2.8	
1,1,2-Trichloroethane	A	25.0	25.0	0.3076995	0.3071881		-0.2	
1,1-Dichloroethane	A	25.0	24.5	0.7049556	0.690657	0.1	-2.0	
1,1-Dichloroethene	A	25.0	22.1	0.3118214	0.2754137		-11.7	
1,2,4-Trichlorobenzene	A	25.0	23.2	1.192353	1.10848		-7.0	
1,2-Dibromo-3-chloropropane	A	25.0	23.8	0.2127132	0.202498		-4.8	
1,2-Dibromoethane	A	25.0	24.7	0.4034407	0.3979679		-1.4	
1,2-Dichlorobenzene	A	25.0	23.6	1.718309	1.618564		-5.8	
1,2-Dichloroethane	A	25.0	24.9	0.6804216	0.6775695		-0.4	
1,2-Dichloroethane-d4	A	25.0	25.1	0.5238736	0.5254509		0.3	
1,2-Dichloroethene, Total	A	50.0	47.6	9467.221	9284.2		-1.9	
1,2-Dichloropropane	A	25.0	24.4	0.385153	0.3766638		-2.2	
1,3-Dichlorobenzene	A	25.0	23.8	1.683787	1.600857		-4.9	
1,4-Dichlorobenzene	A	25.0	23.9	1.739705	1.660725		-4.5	
2-Butanone	A	125	125	0.2183111	0.2188127		0.2	
2-Hexanone	A	125	129	0.3421915	0.3534927		3.3	
4-Bromofluorobenzene	A	25.0	23.5	0.4401525	0.4136237		-6.0	
4-Methyl-2-pentanone	A	125	125	0.484857	0.4842204		-0.1	
Acetone	A	125	131	0.1436763	0.1500429		4.4	
Benzene	A	25.0	24.0	1.426837	1.368748		-4.1	
Bromodichloromethane	A	25.0	24.9	0.5342592	0.5322864		-0.4	
Bromoform	L	25.0	21.3	0.2342542	0.2135119	0.1	-14.6	
Bromomethane	A	25.0	21.8	0.2334924	0.2036228		-12.8	
Carbon disulfide	A	25.0	22.0	1.154181	1.016893		-11.9	
Carbon Tetrachloride	A	25.0	22.8	0.5611813	0.5128551		-8.6	
Chlorobenzene	A	25.0	23.2	1.156326	1.071234	0.3	-7.4	
Chloroethane	A	25.0	26.5	0.2059242	0.2182473		6.0	

Form 7

CONTINUING CALIBRATION CHECK

8260B

Laboratory:	TestAmerica Buffalo	SDG:	
Client:	AECOM - Amherst, NY	Project:	AECOM, Inc. - Scott Aviation site - NY3A9023
Instrument ID:	HP5973P	Calibration:	R9G1510
Lab File ID:	P9948.D	Calibration Date:	07/15/09 21:29
Sequence:	RG92407	Injection Date:	07/24/09
Lab Sample ID:	RG92407-CCV1	Injection Time:	10:25

		CONC. (ug/L)		RESPONSE FACTOR			% DIFF / DRIFT	
COMPOUND	TYPE	STD	CCV	ICAL	CCV	MIN (#)	CCV	LIMIT (#)
Chloroform	A	25.0	24.9	0.736967	0.7335453		-0.5	
Chloromethane	A	25.0	21.2	0.4188362	0.3551074	0.1	-15.2	
cis-1,2-Dichloroethene	A	25.0	24.2	0.405649	0.392403		-3.3	
cis-1,3-Dichloropropene	A	25.0	23.9	0.6122235	0.585386		-4.4	
Cyclohexane	A	25.0	21.1	0.6830529	0.5769519		-15.5	
Dibromochloromethane	A	25.0	23.5	0.4065682	0.3820801		-6.0	
Dichlorodifluoromethane	A	25.0	21.9	0.4911938	0.429735		-12.5	
Ethylbenzene	A	25.0	23.8	1.989488	1.893169		-4.8	
Isopropylbenzene	A	25.0	23.5	3.497374	3.286245		-6.0	
Methyl Acetate	L	25.0	39.0	0.4843621	0.7079237		56.2	
Methylcyclohexane	A	25.0	22.1	0.603018	0.5332636		-11.6	
Methylene Chloride	L	25.0	25.2	0.4746632	0.3953883		0.7	
Methyl-t-Butyl Ether (MTBE)	A	25.0	23.9	1.272665	1.215724		-4.5	
Styrene	A	25.0	24.0	1.09431	1.049927		-4.1	
Tetrachloroethene	A	25.0	23.1	0.3802846	0.3517656		-7.5	
Toluene	A	25.0	23.2	1.007194	0.9362917		-7.0	
Toluene-d8	A	25.0	23.4	1.418393	1.329037		-6.3	
trans-1,2-Dichloroethene	A	25.0	23.4	0.3643518	0.3416024		-6.2	
trans-1,3-Dichloropropene	A	25.0	23.8	0.6337014	0.6045084		-4.6	
Trichloroethene	A	25.0	24.5	0.4074156	0.3996749		-1.9	
Trichlorofluoromethane	A	25.0	24.7	0.7423168	0.7337588		-1.2	
Vinyl acetate	A	125	108	19467.03	17229.17		-11.5	
Vinyl chloride	A	25.0	21.4	0.3874726	0.3322196		-14.3	
Xylenes, total	A	75.0	70.5	0.7170681	0.6742837		-6.0	

Column to be used to flag Response Factor and %Diff/Drift values with an asterisk

* Values outside of QC limits

Calibration Type Legend:
A: Average RF
L: Linear through Intercept
Q: Quadratic
L0: Linear forced through Zero
L1: 1/x Weighted Linear through Intercept
L2: 1/x2 Weighted Linear through Intercept
L01: 1/x Weighted Linear forced through Zero
L02: 1/x2 Weighted Linear forced through Zero

Quantitation Report

Data File : H:\GCMS_VOA\P\072409\P9948.D
Acq On : 24 Jul 2009 10:25
Sample : RG92407-CCV1
Misc :
MS Integration Params: RTEINT.P
Quant Time: Jul 24 10:49:45 2009

Vial: 1
Operator: LH
Inst : HP5973 P
Multiplr: 1.00
Quant Results File: R9G1510.RES

Quant Method : C:\MSDCHEM\1...\R9G1510.M (RTE Integrator)
Title : 8260 5ML
Last Update : Fri Jul 24 09:41:31 2009
Response via : Initial Calibration
DataAcq Meth : VOA
IS QA File : H:\GCMS_VOA\P\072309\P9925.D (23 Jul 2009 21:55)

Internal Standards	R.T.	QIon	Response	Conc Units	Dev(Min) Rcv(Ar)
1) CI10 1,4-Difluorobenzene	9.49	114	632434	25.00 ug/L	0.00 117.33%
43) CI20 Chlorobenzene-D5	13.36	117	611788	25.00 ug/L	0.00 115.55%
62) CI30 1,4-Dichlorobenzene-	16.73	152	332512	25.00 ug/L	0.00 106.81%

System Monitoring Compounds

30) CS87 Dibromofluoromethane	8.57	111	240953	25.47 ug/L	0.00
Spiked Amount 25.000 Range 70 - 130 Recovery = 101.88%					
31) CS15 1,2-Dichloroethane-D	9.01	65	332313	25.08 ug/L	0.00
Spiked Amount 25.000 Range 66 - 137 Recovery = 100.32%					
44) CS05 Toluene-D8	11.39	98	813089	23.43 ug/L	0.00
Spiked Amount 25.000 Range 71 - 126 Recovery = 93.72%					
61) CS10 p-Bromofluorobenzene	15.01	174	253050	23.49 ug/L	0.00
Spiked Amount 25.000 Range 73 - 120 Recovery = 93.96%					

Target Compounds

					Qvalue
2) C290 Dichlorodifluorometh	3.76	85	271779	21.87 ug/L	96
3) C010 Chloromethane	4.04	50	224582	21.20 ug/L	100
4) C020 Vinyl chloride	4.26	62	210107	21.44 ug/L	96
5) C015 Bromomethane	4.76	94	128778	21.80 ug/L	94
6) C025 Chloroethane	4.89	64	138027	26.50 ug/L	99
7) C275 Trichlorofluorometha	5.31	101	464054m	24.71 ug/L	99
8) C045 1,1-Dichloroethene	5.95	96	174181	22.08 ug/L	90
9) C030 Methylene chloride	6.52	84	250057	25.18 ug/L	95
10) C040 Carbon disulfide	6.31	76	643118	22.03 ug/L	98
11) C036 Acrolein	5.78	56	359356	349.73 ug/L	95
12) C038 Acrylonitrile	6.78	53	465875	130.17 ug/L	97
13) C035 Acetone	5.95	43	474461	130.54 ug/L	90
14) C300 Acetonitrile	6.30	41	1390609	1069.09 ug/L	95
15) C276 Iodomethane	6.19	142	368335	23.72 ug/L	93
16) C291 1,1,2 Trichloro-1,2,	5.94	101	226698	24.31 ug/L	94
17) C962 T-butyl Methyl Ether	6.83	73	768865	23.88 ug/L	96
18) C057 trans-1,2-Dichloroet	6.85	96	216041	23.44 ug/L	100
19) C255 Methyl Acetate	6.34	43	447715	39.04 ug/L	95
20) C050 1,1-Dichloroethane	7.35	63	436795	24.49 ug/L	98
21) C125 Vinyl Acetate	7.32	43	2153646	107.58 ug/L #	95
22) C051 2,2-Dichloropropane	8.06	77	386854	23.59 ug/L	99
23) C056 cis-1,2-Dichloroethe	8.04	96	248169	24.18 ug/L	98
24) C272 Tetrahydrofuran	8.38	42	427352	129.52 ug/L	94
25) C222 Bromochloromethane	8.33	128	125697	25.21 ug/L #	79
26) C060 Chloroform	8.38	83	463919	24.88 ug/L	99
27) C115 1,1,1-Trichloroethan	8.67	97	420284	23.88 ug/L	97
28) C120 Carbon tetrachloride	8.89	117	324347	22.85 ug/L	96
29) C116 1,1-Dichloropropene	8.84	75	313007	23.90 ug/L	96
32) C165 Benzene	9.11	78	865643	23.98 ug/L	100

(#) = qualifier out of range (m) = manual integration

Quantitation Report

Data File : H:\GCMS_VOA\P\072409\P9948.D
Acq On : 24 Jul 2009 10:25
Sample : RG92407-CCV1
Misc :
MS Integration Params: RTEINT.P
Quant Time: Jul 24 10:49:45 2009

Vial: 1
Operator: LH
Inst : HP5973 P
Multiplr: 1.00
Quant Results File: R9G1510.RES

Quant Method : C:\MSDCHEM\1...\R9G1510.M (RTE Integrator)
Title : 8260 5ML
Last Update : Fri Jul 24 09:41:31 2009
Response via : Initial Calibration
DataAcq Meth : VOA

	Compound		R.T.	QIon	Response	Conc	Unit		Qvalue
33)	C065	1,2-Dichloroethane	9.10	62	428518	24.90	ug/L		99
34)	C110	2-Butanone	7.99	43	691923	125.29	ug/L		92
35)	C256	Cyclohexane	8.77	56	364884	21.12	ug/L		99
36)	C150	Trichloroethene	9.87	95	252768	24.53	ug/L		94
37)	C140	1,2-Dichloropropane	10.15	63	238215	24.45	ug/L		92
38)	C278	Dibromomethane	10.31	93	164992	24.91	ug/L		97
39)	C130	Bromodichloromethane	10.46	83	336636	24.91	ug/L		97
40)	C161	2-Chloroethylvinyl E	10.75	63	838120	124.27	ug/L	#	93
41)	C012	Methylcycolhexane	10.15	83	337254	22.11	ug/L		85
42)	C145	cis-1,3-Dichloroprop	11.01	75	370218	23.90	ug/L		94
45)	C230	Toluene	11.48	92	572812	23.24	ug/L		96
46)	C170	trans-1,3-Dichloropr	11.70	75	369831	23.85	ug/L		96
47)	C284	Ethyl Methacrylate	11.73	69	330736	24.42	ug/L	#	81
48)	C160	1,1,2-Trichloroethan	11.97	83	187934	24.96	ug/L	#	82
49)	C210	4-Methyl-2-pentanone	11.14	43	1481201	124.84	ug/L	#	92
50)	C220	Tetrachloroethene	12.23	166	215206	23.13	ug/L		97
51)	C221	1,3-Dichloropropane	12.21	76	380662	24.11	ug/L		96
52)	C155	Dibromochloromethane	12.55	129	233752	23.49	ug/L		99
53)	C163	1,2-Dibromoethane	12.75	107	243472	24.66	ug/L		96
54)	C215	2-Hexanone	12.23	43	1081313	129.13	ug/L		93
55)	C235	Chlorobenzene	13.41	112	655368	23.16	ug/L		96
56)	C281	1,1,1,2-Tetrachloroe	13.49	131	233388	24.05	ug/L		97
57)	C240	Ethylbenzene	13.51	91	1158218	23.79	ug/L		99
58)	C246	m,p-Xylene	13.66	106	824274	47.03	ug/L		93
59)	C247	o-Xylene	14.25	106	413282	23.49	ug/L		93
60)	C245	Styrene	14.26	104	642333	23.99	ug/L		86
63)	C180	Bromoform	14.57	173	130624	21.34	ug/L		98
64)	C966	Isopropylbenzene	14.76	105	1092716	23.49	ug/L		95
65)	C301	Bromobenzene	15.28	156	288709	24.23	ug/L	#	87
66)	C225	1,1,2,2-Tetrachloroe	15.15	83	307363	24.88	ug/L		96
67)	C282	1,2,3-Trichloropropa	15.26	110	95861	25.27	ug/L		100
68)	C283	t-1,4-Dichloro-2-But	15.23	89	280381	113.46	ug/L	#	57
69)	C302	n-Propylbenzene	15.35	91	1385259	24.04	ug/L		94
70)	C303	2-Chlorotoluene	15.54	126	275023	23.59	ug/L		100
71)	C289	4-Chlorotoluene	15.68	126	284749	24.32	ug/L		100
72)	C304	1,3,5-Trimethylbenze	15.59	105	964625	23.70	ug/L	#	51
73)	C306	tert-Butylbenzene	16.10	134	185259	23.48	ug/L		100
74)	C307	1,2,4-Trimethylbenze	16.16	105	982288	24.10	ug/L		98
75)	C308	sec-Butylbenzene	16.42	105	1100966	23.80	ug/L		96
76)	C260	1,3-Dichlorobenzene	16.65	146	532304	23.77	ug/L		97
77)	C309	4-Isopropyltoluene	16.62	119	990274	23.25	ug/L		98
78)	C267	1,4-Dichlorobenzene	16.77	146	552211	23.87	ug/L		98
79)	C249	1,2-Dichlorobenzene	17.36	146	538192	23.55	ug/L		99
80)	C310	n-Butylbenzene	17.24	91	962318	23.94	ug/L		95
81)	C286	1,2-Dibromo-3-Chloro	18.52	75	67333	23.80	ug/L		97
82)	C313	1,2,4-Trichlorobenze	19.78	180	368583	23.24	ug/L		98
83)	C316	Hexachlorobutadiene	20.01	225	133798	22.85	ug/L		98
84)	C314	Naphthalene	20.18	128	1033621	24.44	ug/L		99
85)	C934	1,2,3-Trichlorobenze	20.56	180	354391	23.93	ug/L		98

(#) = qualifier out of range (m) = manual integration

Quantitation Report (QT Reviewed)

Data File : H:\GCMS_VOA\P\072409\P9948.D
Acq On : 24 Jul 2009 10:25
Sample : RG92407-CCV1
Misc :
MS Integration Params: RTEINT.P
Quant Time: Jul 24 10:48 2009

Vial: 1
Operator: LH
Inst : HP5973 P
Multiplr: 1.00

Quant Results File: R9G1510.RES

Method : C:\MSDCHEM\1\METHODS\8260_5ML\R9G1510.M (RTE Integrator)
Title : 8260 5ML
Last Update : Fri Jul 24 09:41:31 2009
Response via : Initial Calibration



Quantitation Report (Qedit)

Data File : H:\GCMS_VOA\P\072409\P9948.D
Acq On : 24 Jul 2009 10:25
Sample : RG92407-CCV1
Misc :
MS Integration Params: RTEINT.P
Quant Time: Jul 24 10:47 2009

Vial: 1
Operator: LH
Inst : HP5973 P
Multiplr: 1.00
Quant Results File: temp.res

Method : C:\MSDCHEM\1\METHODS\8260_5ML\R9G1510.M (RTE Integrator)
Title : 8260 5ML
Last Update : Fri Jul 24 09:41:31 2009
Response via : Multiple Level Calibration

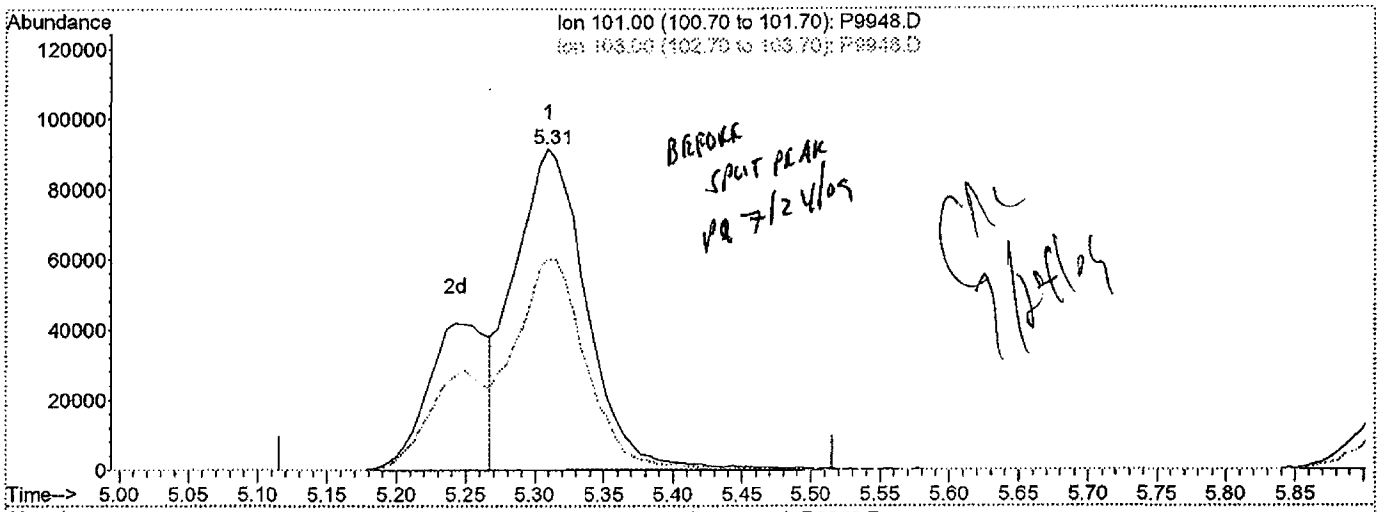

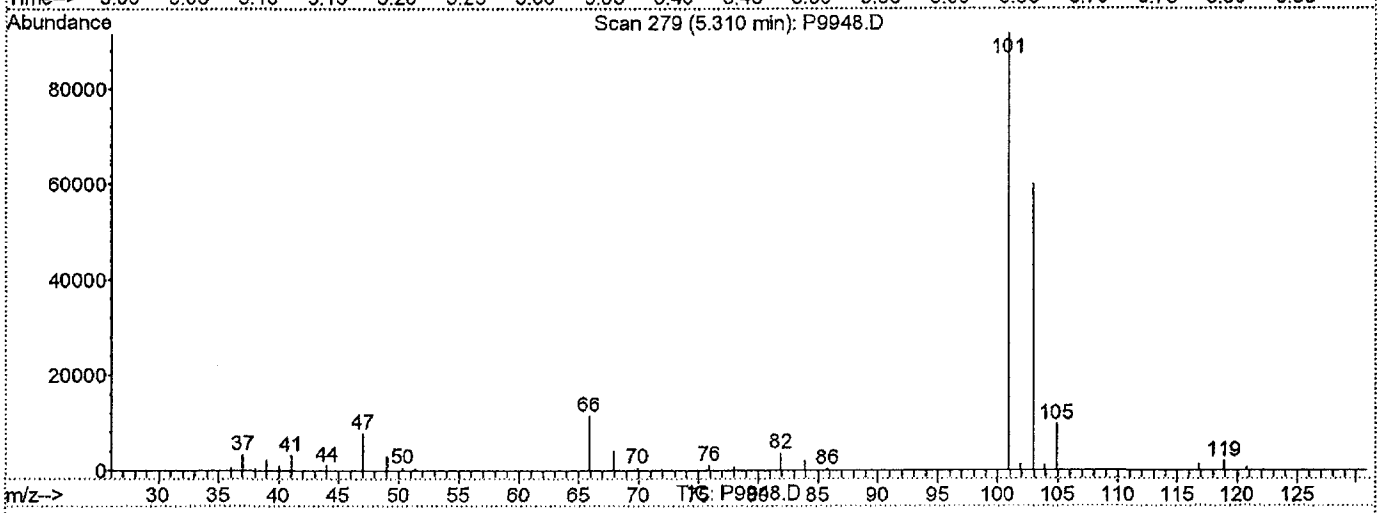

(7) C275 Trichlorofluoromethane (T)

5.31min 17.71ug/L

response 332537

Ion	Exp%	Act%
101.00	100	100
103.00	65.20	65.62
0.00	0.00	0.00
0.00	0.00	0.00

Quantitation Report (Qedit)

Data File : H:\GCMS_VOA\P\072409\P9948.D
Acq On : 24 Jul 2009 10:25
Sample : RG92407-CCV1
Misc :
MS Integration Params: RTEINT.P
Quant Time: Jul 24 10:48 2009

Vial: 1
Operator: LH
Inst : HP5973 P
Multiplr: 1.00
Quant Results File: temp.res

Method : C:\MSDCHEM\1\METHODS\8260_5ML\R9G1510.M (RTE Integrator)
Title : 8260 5ML
Last Update : Fri Jul 24 09:41:31 2009
Response via : Multiple Level Calibration

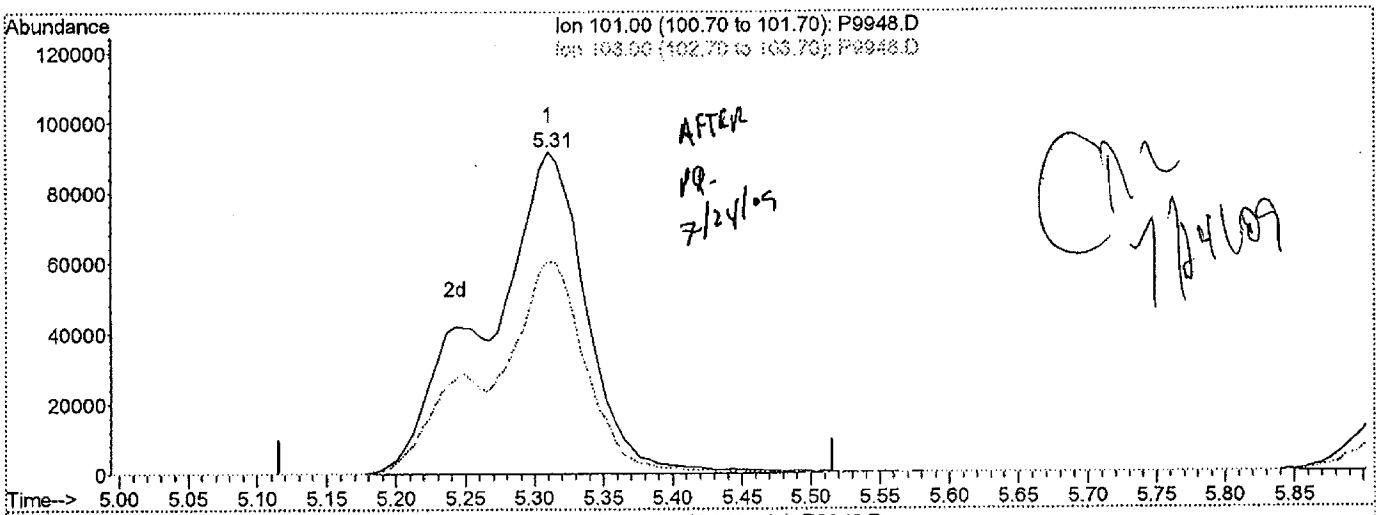

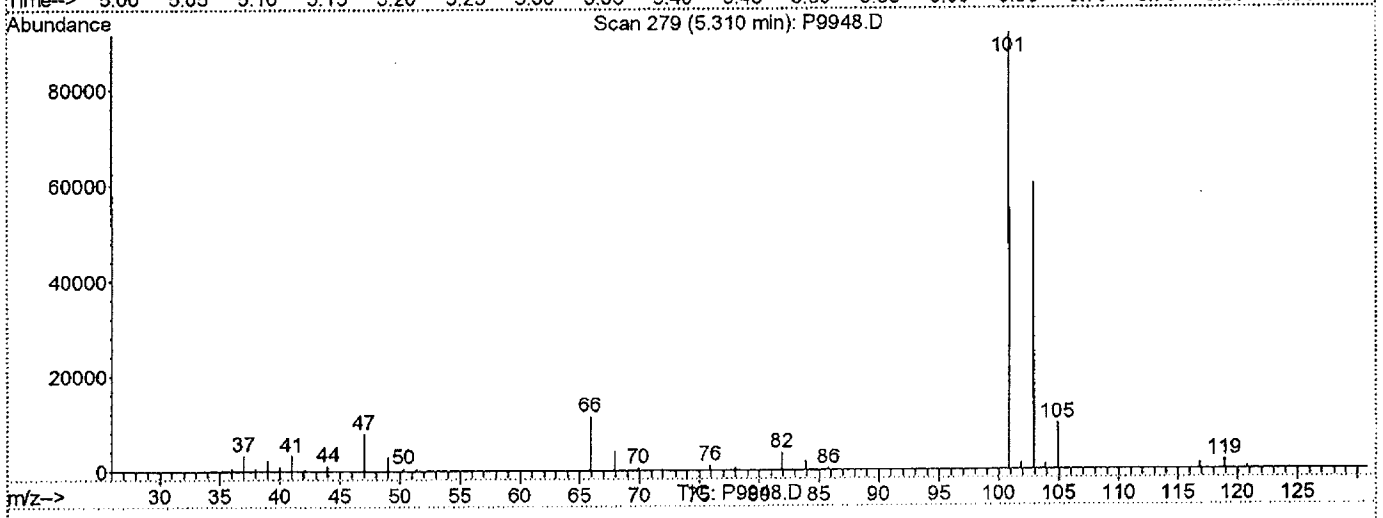

(7) C275 Trichlorofluoromethane (T)

5.31min 24.71ug/L m

response 464054

Ion	Exp%	Act%
101.00	100	100
103.00	65.20	65.62
0.00	0.00	0.00
0.00	0.00	0.00

Form 7

CONTINUING CALIBRATION CHECK

8260B

Laboratory:	TestAmerica Buffalo	SDG:	
Client:	AECOM - Amherst, NY	Project:	AECOM, Inc. - Scott Aviation site - NY3A9023
Instrument ID:	HP5973P	Calibration:	R9G1510
Lab File ID:	P9996.D	Calibration Date:	07/15/09 21:29
Sequence:	RG92501	Injection Date:	07/25/09
Lab Sample ID:	RG92501-CCV1	Injection Time:	11:56

		CONC. (ug/L)		RESPONSE FACTOR			% DIFF / DRIFT	
COMPOUND	TYPE	STD	CCV	ICAL	CCV	MIN (#)	CCV	LIMIT (#)
1,1,1-Trichloroethane	A	25.0	25.4	0.695807	0.7065663		1.5	
1,1,2,2-Tetrachloroethane	A	25.0	24.7	0.9290017	0.9195198	0.3	-1.0	
1,1,2-Trichloro-1,2,2-trifluoroethane	A	25.0	26.8	0.3685916	0.3945272		7.0	
1,1,2-Trichloroethane	A	25.0	24.6	0.3076995	0.3027253		-1.6	
1,1-Dichloroethane	A	25.0	24.7	0.7049556	0.6970461	0.1	-1.1	
1,1-Dichloroethene	A	25.0	25.3	0.3118214	0.3155359		1.2	
1,2,4-Trichlorobenzene	A	25.0	22.2	1.192353	1.056503		-11.4	
1,2-Dibromo-3-chloropropane	A	25.0	25.3	0.2127132	0.2151527		1.1	
1,2-Dibromoethane	A	25.0	24.8	0.4034407	0.3995898		-1.0	
1,2-Dichlorobenzene	A	25.0	23.0	1.718309	1.577234		-8.2	
1,2-Dichloroethane	A	25.0	26.8	0.6804216	0.7308297		7.4	
1,2-Dichloroethane-d4	A	25.0	27.4	0.5238736	0.5738079		9.5	
1,2-Dichloroethene, Total	A	50.0	48.7	9467.221	7760.62		-18.0	
1,2-Dichloropropane	A	25.0	23.9	0.385153	0.3683018		-4.4	
1,3-Dichlorobenzene	A	25.0	22.9	1.683787	1.542818		-8.4	
1,4-Dichlorobenzene	A	25.0	22.9	1.739705	1.594016		-8.4	
2-Butanone	A	125	146	0.2183111	0.2558502		17.2	
2-Hexanone	A	125	148	0.3421915	0.406201		18.7	
4-Bromofluorobenzene	A	25.0	23.8	0.4401525	0.4195223		-4.7	
4-Methyl-2-pentanone	A	125	140	0.484857	0.5431586		12.0	
Acetone	A	125	162	0.1436763	0.1862825		29.7	
Benzene	A	25.0	24.1	1.426837	1.373823		-3.7	
Bromodichloromethane	A	25.0	25.6	0.5342592	0.547163		2.4	
Bromoform	L	25.0	21.0	0.2342542	0.2212439	0.1	-16.0	
Bromomethane	A	25.0	22.4	0.2334924	0.2089758		-10.5	
Carbon disulfide	A	25.0	24.2	1.154181	1.118493		-3.1	
Carbon Tetrachloride	A	25.0	24.5	0.5611813	0.5500335		-2.0	
Chlorobenzene	A	25.0	22.2	1.156326	1.025648	0.3	-11.3	
Chloroethane	A	25.0	25.7	0.2059242	0.2114907		2.7	

Form 7

CONTINUING CALIBRATION CHECK

8260B

Laboratory:	TestAmerica Buffalo	SDG:	
Client:	AECOM - Amherst, NY	Project:	AECOM, Inc. - Scott Aviation site - NY3A9023
Instrument ID:	HP5973P	Calibration:	R9G1510
Lab File ID:	P9996.D	Calibration Date:	07/15/09 21:29
Sequence:	RG92501	Injection Date:	07/25/09
Lab Sample ID:	RG92501-CCV1	Injection Time:	11:56

		CONC. (ug/L)		RESPONSE FACTOR			% DIFF / DRIFT	
COMPOUND	TYPE	STD	CCV	ICAL	CCV	MIN (#)	CCV	LIMIT (#)
Chloroform	A	25.0	25.8	0.736967	0.7616441		3.3	
Chloromethane	A	25.0	20.1	0.4188362	0.3373598	0.1	-19.5	
cis-1,2-Dichloroethene	A	25.0	24.1	0.405649	0.3917069		-3.4	
cis-1,3-Dichloropropene	A	25.0	24.2	0.6122235	0.5913172		-3.4	
Cyclohexane	A	25.0	23.0	0.6830529	0.6274339		-8.1	
Dibromochloromethane	A	25.0	23.6	0.4065682	0.3838049		-5.6	
Dichlorodifluoromethane	A	25.0	20.7	0.4911938	0.4058432		-17.4	
Ethylbenzene	A	25.0	22.8	1.989488	1.818706		-8.6	
Isopropylbenzene	A	25.0	21.8	3.497374	3.057369		-12.6	
Methyl Acetate	L	25.0	33.8	0.4843621	0.6123698		35.1	
Methylcyclohexane	A	25.0	23.8	0.603018	0.5736822		-4.9	
Methylene Chloride	L	25.0	25.2	0.4746632	0.3955015		0.8	
Methyl-t-Butyl Ether (MTBE)	A	25.0	26.2	1.272665	1.33147		4.6	
Styrene	A	25.0	22.8	1.09431	0.9963339		-9.0	
Tetrachloroethene	A	25.0	22.5	0.3802846	0.3428993		-9.8	
Toluene	A	25.0	21.9	1.007194	0.8830969		-12.3	
Toluene-d8	A	25.0	22.7	1.418393	1.289551		-9.1	
trans-1,2-Dichloroethene	A	25.0	24.6	0.3643518	0.358368		-1.6	
trans-1,3-Dichloropropene	A	25.0	23.2	0.6337014	0.5873968		-7.3	
Trichloroethene	A	25.0	24.1	0.4074156	0.3928455		-3.6	
Trichlorofluoromethane	A	25.0	26.9	0.7423168	0.8000669		7.8	
Vinyl acetate	A	125	139	19467.03	18149.58		-6.8	
Vinyl chloride	A	25.0	20.5	0.3874726	0.3176855		-18.0	
Xylenes, total	A	75.0	68.2	0.7170681	0.6519516		-9.1	

Column to be used to flag Response Factor and %Diff/Drift values with an asterisk

* Values outside of QC limits

Calibration Type Legend:
A: Average RF
L: Linear through Intercept
Q: Quadratic
L0: Linear forced through Zero
L1: 1/x Weighted Linear through Intercept
L2: 1/x2 Weighted Linear through Intercept
L01: 1/x Weighted Linear forced through Zero
L02: 1/x2 Weighted Linear forced through Zero

Quantitation Report

Data File : H:\GCMS_VOA\P\072509\P9996.D Vial: 3
Acq On : 25 Jul 2009 11:56 Operator: PQ
Sample : RG92501-CCV1 Inst : HP5973 P
Misc : Multiplr: 1.00
MS Integration Params: RTEINT.P
Quant Time: Jul 25 12:20:36 2009 Quant Results File: R9G1510.RES

Quant Method : C:\MSDCHEM\1...\R9G1510.M (RTE Integrator)
Title : 8260 5ML
Last Update : Sat Jul 25 10:21:58 2009
Response via : Initial Calibration
DataAcq Meth : VOA
IS QA File : H:\GCMS_VOA\P\072409\P9973.D (24 Jul 2009 22:54)

Internal Standards	R.T.	QIon	Response	Conc Units	Dev(Min) Rcv(Ar)
1) CI10 1,4-Difluorobenzene	9.49	114	517323	25.00 ug/L	0.00 92.58%
43) CI20 Chlorobenzene-D5	13.36	117	527531	25.00 ug/L	0.00 96.20%
62) CI30 1,4-Dichlorobenzene-	16.73	152	302534	25.00 ug/L	0.00 97.57%

System Monitoring Compounds

30) CS87 Dibromofluoromethane	8.58	111	200958	25.97 ug/L	0.00
Spiked Amount 25.000 Range 70 - 130 Recovery = 103.88%					
31) CS15 1,2-Dichloroethane-D	9.01	65	296844	27.38 ug/L	0.00
Spiked Amount 25.000 Range 66 - 137 Recovery = 109.52%					
44) CS05 Toluene-D8	11.39	98	680278	22.73 ug/L	0.00
Spiked Amount 25.000 Range 71 - 126 Recovery = 90.92%					
61) CS10 p-Bromofluorobenzene	15.01	174	221311	23.83 ug/L	0.00
Spiked Amount 25.000 Range 73 - 120 Recovery = 95.32%					

Target Compounds

					Qvalue
2) C290 Dichlorodifluorometh	3.78	85	209952	20.66 ug/L	99
3) C010 Chloromethane	4.04	50	174524	20.14 ug/L	97
4) C020 Vinyl chloride	4.27	62	164346	20.50 ug/L	94
5) C015 Bromomethane	4.76	94	108108	22.38 ug/L	99
6) C025 Chloroethane	4.90	64	109409	25.68 ug/L	97
7) C275 Trichlorofluorometha	5.32	101	413893m	26.94 ug/L	97
8) C045 1,1-Dichloroethene	5.96	96	163234	25.30 ug/L	88
9) C030 Methylene chloride	6.53	84	204602	25.19 ug/L	99
10) C040 Carbon disulfide	6.34	76	578622	24.23 ug/L	98
11) C036 Acrolein	5.78	56	466461	554.98 ug/L	93
12) C038 Acrylonitrile	6.78	53	424607	145.04 ug/L	96
13) C035 Acetone	5.96	43	481841	162.07 ug/L #	88
14) C300 Acetonitrile	6.31	41	1349973	1268.78 ug/L	96
15) C276 Iodomethane	6.19	142	328705	25.88 ug/L #	87
16) C291 1,1,2 Trichloro-1,2,	5.95	101	204098	26.76 ug/L	90
17) C962 T-butyl Methyl Ether	6.84	73	688800	26.16 ug/L	95
18) C057 trans-1,2-Dichloroet	6.86	96	185392	24.59 ug/L	98
19) C255 Methyl Acetate	6.35	43	316793	33.77 ug/L	94
20) C050 1,1-Dichloroethane	7.36	63	360598	24.72 ug/L	98
21) C125 Vinyl Acetate	7.33	43	2268697	138.54 ug/L #	94
22) C051 2,2-Dichloropropane	8.07	77	322977	24.08 ug/L	98
23) C056 cis-1,2-Dichloroethe	8.04	96	202639	24.14 ug/L	95
24) C272 Tetrahydrofuran	8.39	42	402512	149.14 ug/L	97
25) C222 Bromochloromethane	8.33	128	102413	25.11 ug/L #	83
26) C060 Chloroform	8.38	83	394016	25.84 ug/L	100
27) C115 1,1,1-Trichloroethan	8.67	97	365523	25.39 ug/L	98
28) C120 Carbon tetrachloride	8.89	117	284545	24.50 ug/L	97
29) C116 1,1-Dichloropropene	8.85	75	264403	24.68 ug/L	97
32) C165 Benzene	9.12	78	710710	24.07 ug/L	100

(#) = qualifier out of range (m) = manual integration

Quantitation Report

Data File : H:\GCMS_VOA\P\072509\P9996.D
Acq On : 25 Jul 2009 11:56
Sample : RG92501-CCV1
Misc :
MS Integration Params: RTEINT.P
Quant Time: Jul 25 12:20:36 2009

Vial: 3
Operator: PQ
Inst : HP5973 P
Multiplr: 1.00
Quant Results File: R9G1510.RES

Quant Method : C:\MSDCHEM\1...\R9G1510.M (RTE Integrator)
Title : 8260 5ML
Last Update : Sat Jul 25 10:21:58 2009
Response via : Initial Calibration
DataAcq Meth : VOA

	Compound		R.T.	QIon	Response	Conc	Unit		Qvalue
33)	C065	1,2-Dichloroethane	9.10	62	378075	26.85	ug/L		97
34)	C110	2-Butanone	7.99	43	661786	146.49	ug/L		92
35)	C256	Cyclohexane	8.78	56	324586	22.96	ug/L		100
36)	C150	Trichloroethene	9.87	95	203228	24.11	ug/L		98
37)	C140	1,2-Dichloropropane	10.15	63	190531	23.91	ug/L		93
38)	C278	Dibromomethane	10.31	93	142312	26.27	ug/L		96
39)	C130	Bromodichloromethane	10.46	83	283060	25.60	ug/L		98
40)	C161	2-Chloroethylvinyl E	10.75	63	753641	136.60	ug/L	#	94
41)	C012	Methylcycolhexane	10.15	83	296779	23.78	ug/L		87
42)	C145	cis-1,3-Dichloroprop	11.01	75	305902	24.15	ug/L		98
45)	C230	Toluene	11.48	92	465861	21.92	ug/L		99
46)	C170	trans-1,3-Dichloropr	11.70	75	309870	23.17	ug/L		97
47)	C284	Ethyl Methacrylate	11.73	69	300402	25.72	ug/L	#	90
48)	C160	1,1,2-Trichloroethan	11.97	83	159697	24.60	ug/L		86
49)	C210	4-Methyl-2-pentanone	11.14	43	1432665	140.03	ug/L	#	93
50)	C220	Tetrachloroethene	12.24	166	180890	22.54	ug/L		94
51)	C221	1,3-Dichloropropane	12.21	76	328258	24.11	ug/L		95
52)	C155	Dibromochloromethane	12.55	129	202469	23.60	ug/L		97
53)	C163	1,2-Dibromoethane	12.75	107	210796	24.76	ug/L		93
54)	C215	2-Hexanone	12.23	43	1071418	148.38	ug/L		92
55)	C235	Chlorobenzene	13.41	112	541061	22.17	ug/L		98
56)	C281	1,1,1,2-Tetrachloroe	13.49	131	197841	23.64	ug/L		96
57)	C240	Ethylbenzene	13.51	91	959424	22.85	ug/L		100
58)	C246	m,p-Xylene	13.66	106	686288	45.41	ug/L		89
59)	C247	o-Xylene	14.25	106	345486	22.78	ug/L		91
60)	C245	Styrene	14.26	104	525597	22.76	ug/L		81
63)	C180	Bromoform	14.58	173	116713	21.00	ug/L		99
64)	C966	Isopropylbenzene	14.76	105	924958	21.85	ug/L		96
65)	C301	Bromobenzene	15.28	156	246893	22.78	ug/L	#	89
66)	C225	1,1,2,2-Tetrachloroe	15.15	83	278186	24.74	ug/L		99
67)	C282	1,2,3-Trichloropropa	15.26	110	90140	26.11	ug/L		100
68)	C283	t-1,4-Dichloro-2-But	15.23	89	294231	130.86	ug/L	#	56
69)	C302	n-Propylbenzene	15.35	91	1175676	22.43	ug/L		94
70)	C303	2-Chlorotoluene	15.54	126	230097	21.69	ug/L		100
71)	C289	4-Chlorotoluene	15.68	126	239614	22.49	ug/L		100
72)	C304	1,3,5-Trimethylbenze	15.59	105	820755	22.16	ug/L	#	51
73)	C306	tert-Butylbenzene	16.10	134	155852	21.71	ug/L		100
74)	C307	1,2,4-Trimethylbenze	16.16	105	846066	22.82	ug/L		100
75)	C308	sec-Butylbenzene	16.42	105	948062	22.53	ug/L		96
76)	C260	1,3-Dichlorobenzene	16.65	146	466755	22.91	ug/L		99
77)	C309	4-Isopropyltoluene	16.61	119	853369	22.03	ug/L		96
78)	C267	1,4-Dichlorobenzene	16.77	146	482244	22.91	ug/L		98
79)	C249	1,2-Dichlorobenzene	17.36	146	477167	22.95	ug/L		97
80)	C310	n-Butylbenzene	17.24	91	825161	22.56	ug/L		94
81)	C286	1,2-Dibromo-3-Chloro	18.51	75	65091	25.29	ug/L		97
82)	C313	1,2,4-Trichlorobenze	19.78	180	319628	22.15	ug/L		98
83)	C316	Hexachlorobutadiene	20.01	225	117773	22.10	ug/L		97
84)	C314	Naphthalene	20.18	128	970017	25.21	ug/L		100
85)	C934	1,2,3-Trichlorobenze	20.56	180	314410	23.33	ug/L		97

(#) = qualifier out of range (m) = manual integration

Data File : H:\GCMS_VOA\P\072509\P9996.D
Acq On : 25 Jul 2009 11:56
Sample : RG92501-CCV1
Misc :
MS Integration Params: RTEINT.P
Quant Time: Jul 25 12:19 2009

Vial: 3
Operator: PQ
Inst : HP5973 P
Multiplr: 1.00

Quant Results File: R9G1510.RES

Method : C:\MSDCHEM\1\METHODS\8260_5ML\R9G1510.M (RTE Integrator)
Title : 8260 5ML
Last Update : Sat Jul 25 10:21:58 2009
Response via : Initial Calibration



Quantitation Report (Qedit)

Data File : H:\GCMS_VOA\P\072509\P9996.D
Acq On : 25 Jul 2009 11:56
Sample : RG92501-CCV1
Misc :
MS Integration Params: RTEINT.P
Quant Time: Jul 25 12:18 2009

Vial: 3
Operator: PQ
Inst : HP5973 P
Multiplr: 1.00
Quant Results File: temp.res

Method : C:\MSDCHEM\1\METHODS\8260_5ML\R9G1510.M (RTE Integrator)
Title : 8260 5ML
Last Update : Sat Jul 25 10:21:58 2009
Response via : Multiple Level Calibration

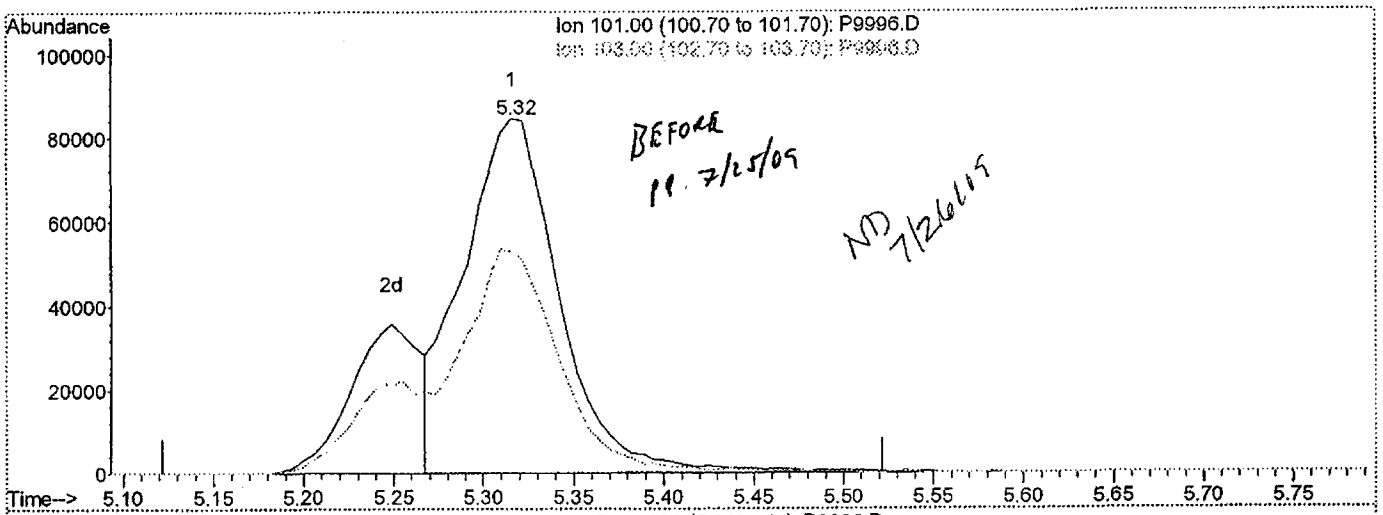

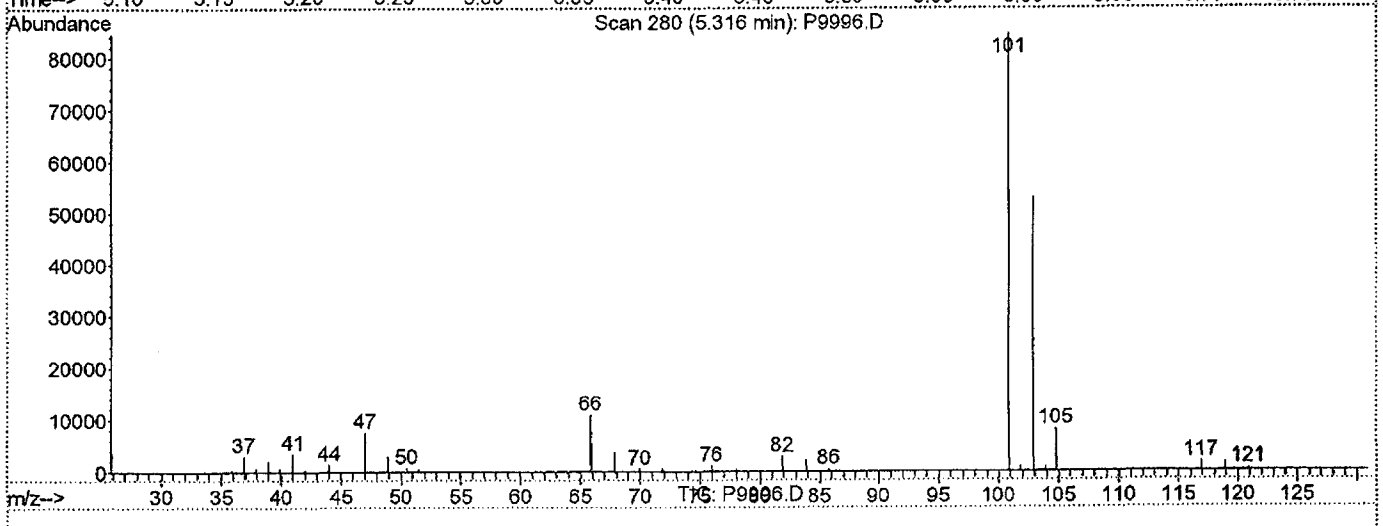

(7) C275 Trichlorofluoromethane (T)

5.32min 20.37ug/L

response 312846

Ion	Exp%	Act%
101.00	100	100
103.00	65.20	62.62
0.00	0.00	0.00
0.00	0.00	0.00

Quantitation Report (Qedit)

Data File : H:\GCMS_VOA\P\072509\P9996.D
Acq On : 25 Jul 2009 11:56
Sample : RG92501-CCV1
Misc :
MS Integration Params: RTEINT.P
Quant Time: Jul 25 12:19 2009

Vial: 3
Operator: PQ
Inst : HP5973 P
Multiplr: 1.00
Quant Results File: temp.res

Method : C:\MSDCHEM\1\METHODS\8260_5ML\R9G1510.M (RTE Integrator)
Title : 8260 5ML
Last Update : Sat Jul 25 10:21:58 2009
Response via : Multiple Level Calibration

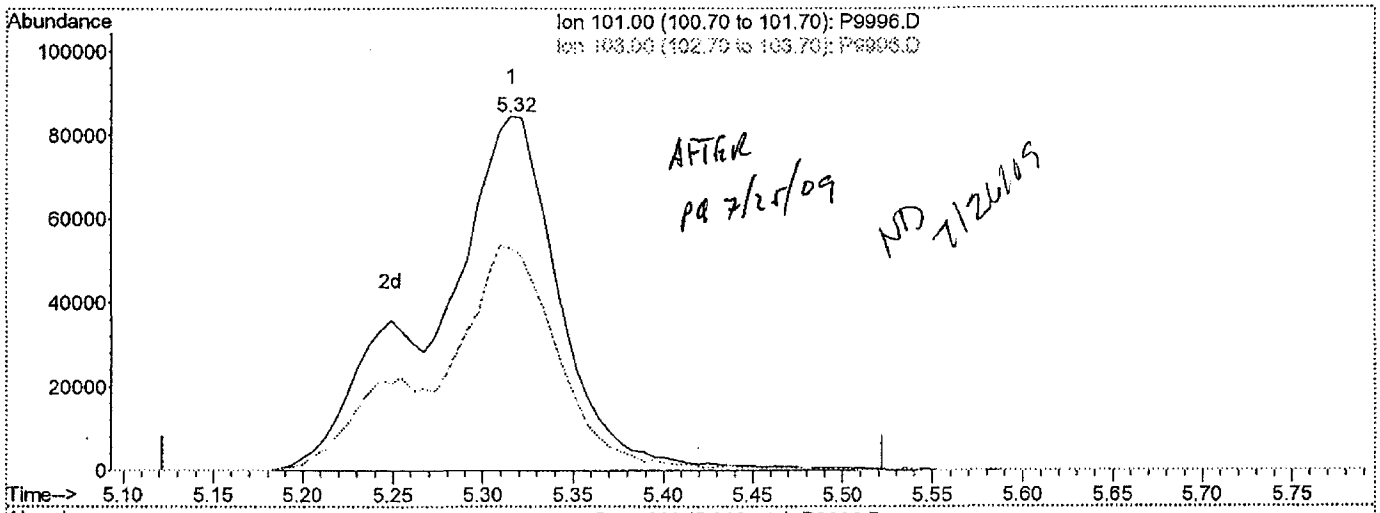

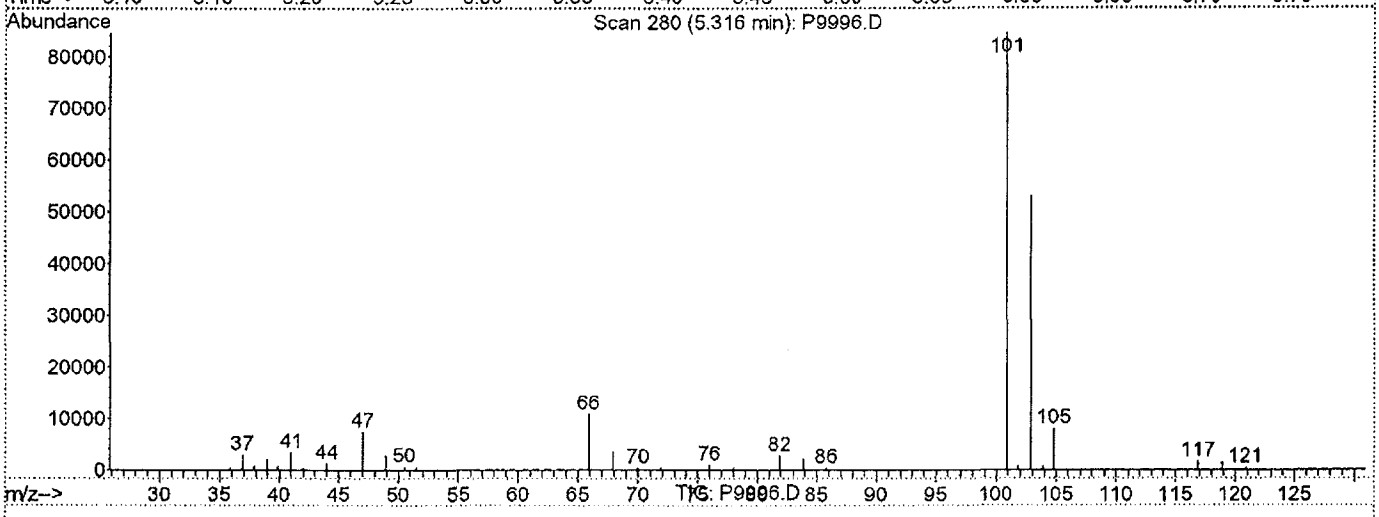

(7) C275 Trichlorofluoromethane (T)

5.32min 26.94ug/L m

response 413893

Ion	Exp%	Act%
101.00	100	100
103.00	65.20	62.62
0.00	0.00	0.00
0.00	0.00	0.00

BFB Tune Evaluation

Data File : H:\GCMS_VOA\P\071509\P9723.D
Acq On : 15 Jul 2009 21:03
Sample : RG91528-TUN1
Misc :
MS Integration Params: RTEINT.P
Method : C:\MSDCHEM\1\METHODS\8260_5ML\R9G1510.M (RTE Integrator)
Title : 8260 5ML

Vial: 1
Operator: CDC
Inst : HP5973 P
Multiplr: 1.00

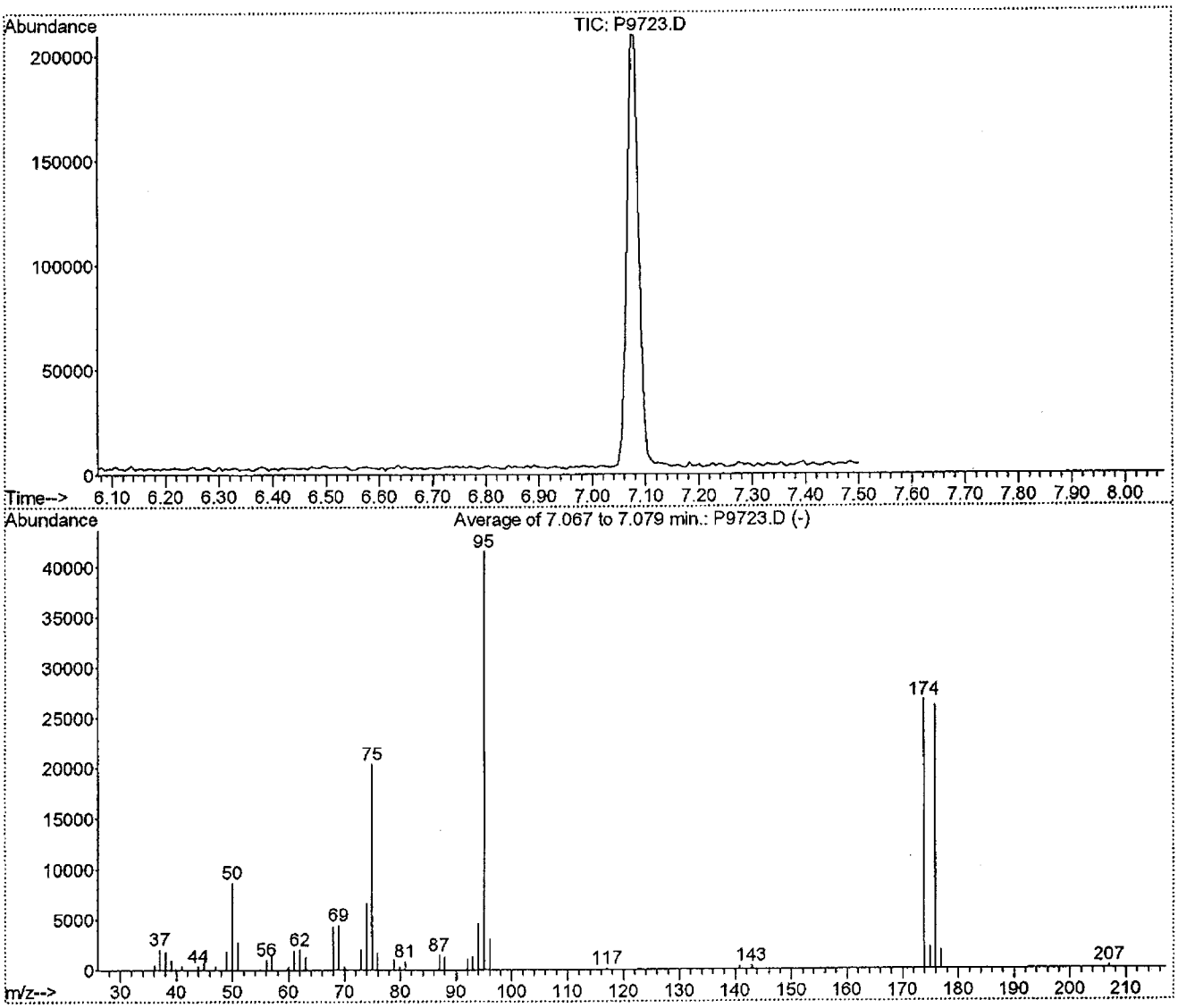

Peak Apex is scan: 599 (7.07 min)
Average of 3 scans: 598,599,600 minus background scan 579 (6.95 min)

Target Mass	Rel. to Mass	Lower Limit,%	Upper Limit,%	Rel. Abn,%	Raw Abn	Result Pass/Fail
50	95	15	40	20.8	8633	PASS
75	95	30	60	49.0	20373	PASS
95	95	100	100	100.0	41557	PASS
96	95	5	9	7.3	3015	PASS
173	174	0	2	0.0	0	PASS
174	95	50	100	64.2	26661	PASS
175	174	5	9	8.0	2139	PASS
176	174	95	101	97.7	26058	PASS
177	176	5	9	7.2	1876	PASS

P9723.D R9G1510.M Wed Jul 15 23:04:21 2009 HP5973P

Average of 7.067 to 7.079 min.: P9723.D
RG91528-TUN1
Modified:subtracted

m/z	abund.	m/z	abund.	m/z	abund.	m/z	abund.
36.05	478	56.05	1000	75.00	20373	96.00	3015
37.00	2038	56.95	1293	75.95	1711	140.85	256
38.05	1797	60.00	287	78.90	958	142.95	379
39.05	948	61.00	1899	79.90	261	173.90	26661
41.00	372	62.00	1997	80.85	829	174.95	2139
43.95	378	63.05	1234	86.95	1451	175.90	26058
44.95	678	68.00	4318	87.95	1327	176.90	1876
47.00	390	69.00	4433	91.95	1108	207.00	261
49.00	1835	70.00	303	92.95	1291		
50.00	8633	73.00	2033	94.00	4587		
51.00	2750	74.00	6625	95.00	41557		

BFB Tune Evaluation

Data File : H:\GCMS_VOA\P\072409\P9947.D
Acq On : 24 Jul 2009 9:46
Sample : RG92407-TUN1
Misc :
MS Integration Params: RTEINT.P
Method : C:\MSDCHEM\1\METHODS\8260_5ML\R9G1510.M (RTE Integrator)
Title : 8260 5ML

Vial: 18
Operator: LH
Inst : HP5973 P
Multiplr: 1.00

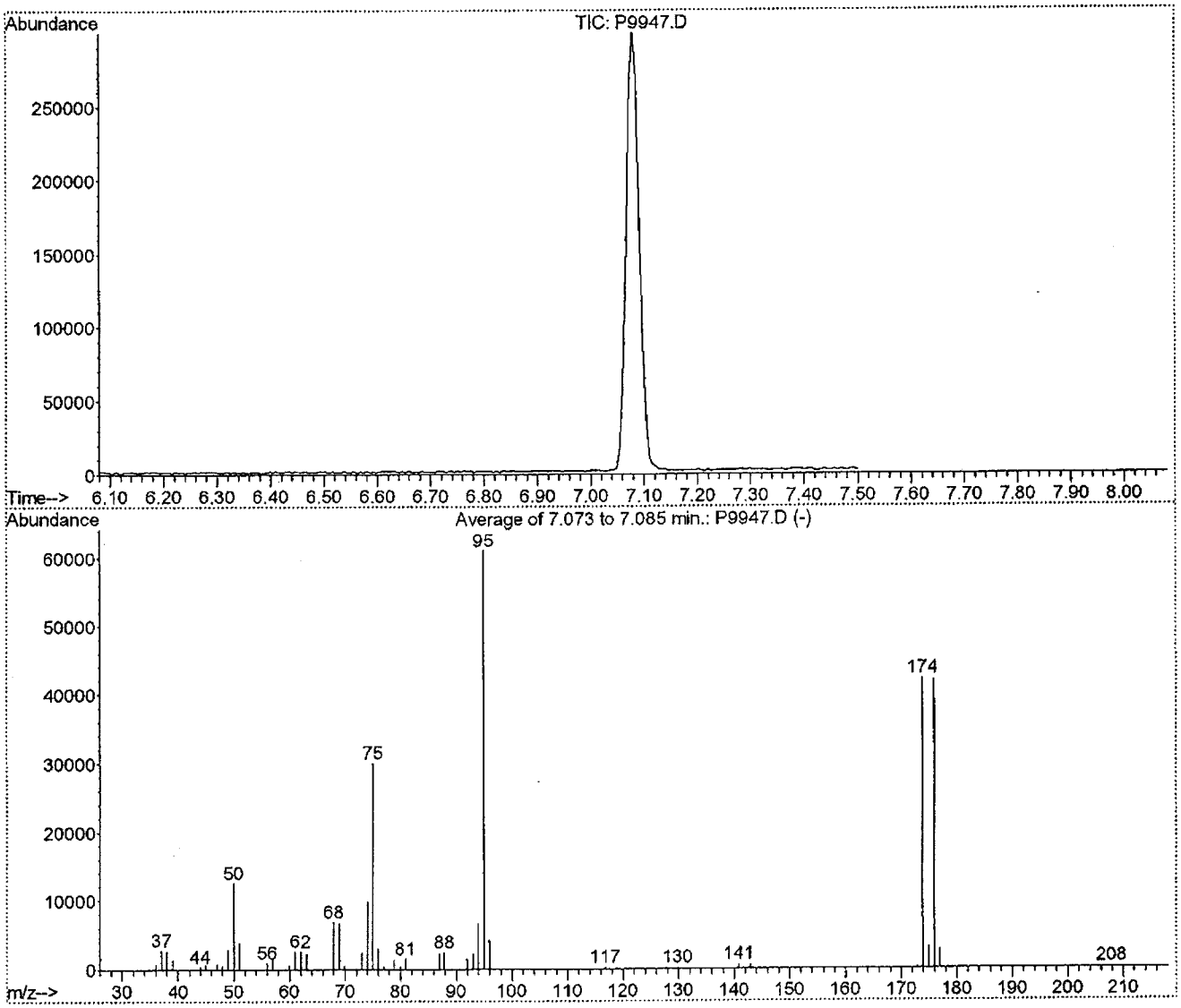

Peak Apex is scan: 600 (7.08 min)
Average of 3 scans: 599,600,601 minus background scan 580 (6.96 min)

Target Mass	Rel. to Mass	Lower Limit,%	Upper Limit,%	Rel. Abn,%	Raw Abn	Result Pass/Fail
50	95	15	40	20.6	12573	PASS
75	95	30	60	49.1	30005	PASS
95	95	100	100	100.0	61101	PASS
96	95	5	9	6.9	4241	PASS
173	174	0	2	0.5	209	PASS
174	95	50	100	68.9	42109	PASS
175	174	5	9	7.5	3159	PASS
176	174	95	101	99.4	41872	PASS
177	176	5	9	6.4	2692	PASS

P9947.D R9G1510.M Fri Jul 24 09:55:20 2009 HP5973P

Average of 7.073 to 7.085 min.: P9947.D
RG92407-TUN1
Modified:subtracted

m/z	abund.	m/z	abund.	m/z	abund.	m/z	abund.
36.00	699	56.00	956	75.00	30005	95.00	61101
37.00	2798	57.00	1685	76.00	2946	96.00	4241
38.00	2573	59.95	585	77.00	378	140.85	679
39.05	1342	60.95	2573	78.85	1280	142.90	597
44.00	374	62.00	2628	79.90	376	173.90	42109
45.00	632	63.00	2239	80.90	1491	174.90	3159
47.05	706	68.00	6871	86.95	2273	175.90	41872
47.95	482	69.00	6695	87.90	2433	176.90	2692
48.95	2873	69.95	504	91.95	1541		
50.00	12573	73.00	2431	93.00	2251		
51.00	3878	74.00	9900	94.00	6720		

BFB

Data File : H:\GCMS_VOA\P\072509\P9995.D
Acq On : 25 Jul 2009 11:29
Sample : RG92501-TUN1
Misc :
MS Integration Params: RTEINT.P
Method : C:\MSDCHEM\1\METHODS\8260_5ML\R9G1510.M (RTE Integrator)
Title : 8260 5ML

Vial: 2
Operator: PQ
Inst : HP5973 P
Multiplr: 1.00

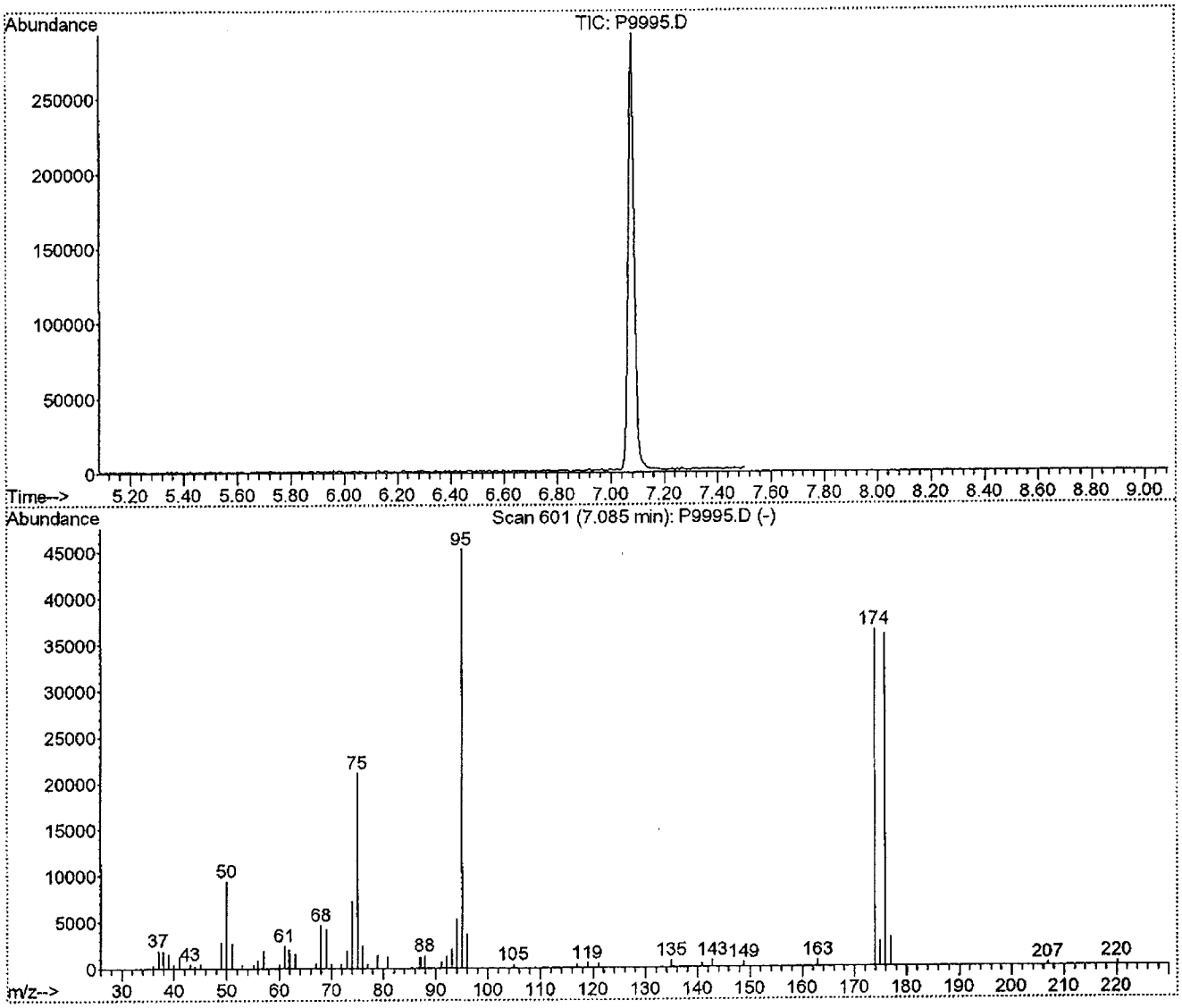

Spectrum Information: Scan 601

Target Mass	Rel. to Mass	Lower Limit%	Upper Limit%	Rel. Abn%	Raw Abn	Result Pass/Fail
50	95	15	40	20.6	9341	PASS
75	95	30	60	46.5	21080	PASS
95	95	100	100	100.0	45296	PASS
96	95	5	9	8.1	3678	PASS
173	174	0.00	2	0.0	0	PASS
174	95	50	100	80.4	36400	PASS
175	174	5	9	7.2	2632	PASS
176	174	95	101	98.6	35880	PASS
177	176	5	9	8.6	3071	PASS

P9995.D R9G1510.M Sat Jul 25 11:39:21 2009 HP5973P

Scan 601 (7.085 min): P9995.D
RG92501-TUN1
Modified:subtracted

m/z	abund.	m/z	abund.	m/z	abund.	m/z	abund.
36.00	381	51.00	2626	69.00	4183	87.90	1330
37.00	1906	52.90	379	70.00	395	91.00	659
38.00	1857	55.10	359	71.90	407	92.00	1321
39.00	1518	56.00	821	73.00	1833	93.00	2045
40.00	376	57.00	1842	74.00	7225	94.00	5225
41.00	1214	60.00	405	75.00	21080	95.00	45296
43.10	452	61.00	2380	76.00	2358	96.00	3678
44.00	238	61.90	2008	77.00	498	104.90	375
45.10	462	63.00	1534	78.90	1353	116.90	428
49.00	2761	67.00	556	80.80	1266	119.00	513
50.00	9341	68.00	4614	87.00	1204	121.10	422

Scan 601 (7.085 min): P9995.D
RG92501-TUN1
Modified:subtracted

m/z	abund.	m/z	abund.	m/z	abund.	m/z	abund.
135.00	723						
140.90	440						
142.90	734						
148.90	531						
163.00	662						
173.90	36400						
175.00	2632						
175.90	35880						
177.00	3071						
206.90	292						
220.10	445						

Blank

Form 1
ORGANIC ANALYSIS DATA SHEET
8260B

Laboratory:	TestAmerica Buffalo		SDG:		
Client:	AECOM - Amherst, NY		Project:	AECOM, Inc. - Scott Aviation site - NY3A9023	
Matrix:	Water	Laboratory ID:	9G24038-BLK1	File ID:	P9951.D
Sampled:		Prepared:	07/24/09 10:05	Analyzed:	07/24/09 12:06
Solids:		Preparation:	5030B MS	Initial/Final:	5 mL / 5 mL

Batch: 9G24038 Sequence: RG92407 Calibration: R9G1510 Instrument: HP5973P

CAS NO.	COMPOUND	DILUTION	CONC. (ug/L)	Q
71-55-6	1,1,1-Trichloroethane	1	5.0	U
79-34-5	1,1,2,2-Tetrachloroethane	1	5.0	U
76-13-1	1,1,2-Trichloro-1,2,2-trifluoroethane	1	5.0	U
79-00-5	1,1,2-Trichloroethane	1	5.0	U
75-34-3	1,1-Dichloroethane	1	5.0	U
75-35-4	1,1-Dichloroethene	1	5.0	U
120-82-1	1,2,4-Trichlorobenzene	1	5.0	U
96-12-8	1,2-Dibromo-3-chloropropane	1	5.0	U
106-93-4	1,2-Dibromoethane	1	5.0	U
95-50-1	1,2-Dichlorobenzene	1	5.0	U
107-06-2	1,2-Dichloroethane	1	5.0	U
78-87-5	1,2-Dichloropropane	1	5.0	U
541-73-1	1,3-Dichlorobenzene	1	5.0	U
106-46-7	1,4-Dichlorobenzene	1	5.0	U
78-93-3	2-Butanone	1	25	U
591-78-6	2-Hexanone	1	25	U
108-10-1	4-Methyl-2-pentanone	1	25	U
67-64-1	Acetone	1	25	U
71-43-2	Benzene	1	5.0	U
75-27-4	Bromodichloromethane	1	5.0	U
75-25-2	Bromoform	1	5.0	U
74-83-9	Bromomethane	1	5.0	U
75-15-0	Carbon disulfide	1	5.0	U
56-23-5	Carbon Tetrachloride	1	5.0	U
108-90-7	Chlorobenzene	1	5.0	U
75-00-3	Chloroethane	1	5.0	U
67-66-3	Chloroform	1	5.0	U
74-87-3	Chloromethane	1	5.0	U
156-59-2	cis-1,2-Dichloroethene	1	5.0	U
10061-01-5	cis-1,3-Dichloropropene	1	5.0	U
110-82-7	Cyclohexane	1	5.0	U
124-48-1	Dibromochloromethane	1	5.0	U
75-71-8	Dichlorodifluoromethane	1	5.0	U
100-41-4	Ethylbenzene	1	5.0	U
98-82-8	Isopropylbenzene	1	5.0	U
79-20-9	Methyl Acetate	1	5.0	U
108-87-2	Methylcyclohexane	1	5.0	U
75-09-2	Methylene Chloride	1	5.0	U
1634-04-4	Methyl-t-Butyl Ether (MTBE)	1	5.0	U

Blank

Form 1
ORGANIC ANALYSIS DATA SHEET
8260B

Laboratory:	TestAmerica Buffalo			SDG:	
Client:	AECOM - Amherst, NY			Project:	AECOM, Inc. - Scott Aviation site - NY3A9023
Matrix:	Water	Laboratory ID:	9G24038-BLK1	File ID:	P9951.D
Sampled:		Prepared:	07/24/09 10:05	Analyzed:	07/24/09 12:06
Solids:		Preparation:	5030B MS	Initial/Final:	5 mL / 5 mL

Batch: 9G24038 Sequence: RG92407 Calibration: R9G1510 Instrument: HP5973P

CAS NO.	COMPOUND	DILUTION	CONC. (ug/L)	Q
100-42-5	Styrene	1	5.0	U
127-18-4	Tetrachloroethene	1	5.0	U
108-88-3	Toluene	1	5.0	U
156-60-5	trans-1,2-Dichloroethene	1	5.0	U
10061-02-6	trans-1,3-Dichloropropene	1	5.0	U
79-01-6	Trichloroethene	1	5.0	U
75-69-4	Trichlorofluoromethane	1	5.0	U
75-01-4	Vinyl chloride	1	5.0	U
1330-20-7	Xylenes, total	1	15	U

SYSTEM MONITORING COMPOUND	ADDED (ug/L)	CONC (ug/L)	% REC	QC LIMITS	Q
1,2-Dichloroethane-d4	25.0	26.6	106	66 - 137	
4-Bromofluorobenzene	25.0	22.9	92	73 - 120	
Toluene-d8	25.0	23.9	96	71 - 126	

INTERNAL STANDARD	AREA	RT	REF AREA	REF RT	Q
1,4-Dichlorobenzene-d4	275584	16.73	332512	16.73	
1,4-Difluorobenzene	546440	9.5	632434	9.49	
Chlorobenzene-d5	523877	13.36	611788	13.36	

* Values outside of QC limits

Quantitation Report

NO TIC
NO ADD

Data File : H:\GCMS_VOA\P\072409\P9951.D
Acq On : 24 Jul 2009 12:06
Sample : 9G24038-BLK1
Misc :
MS Integration Params: RTEINT.P
Quant Time: Jul 24 12:30:06 2009

Vial: 4
Operator: LH
Inst : HP5973 P
Multiplr: 1.00
Quant Results File: R9G1510.RES

Quant Method : C:\MSDCHEM\1...\R9G1510.M (RTE Integrator)
Title : 8260 5ML
Last Update : Fri Jul 24 10:54:06 2009
Response via : Initial Calibration
DataAcq Meth : VOA
IS QA File : H:\GCMS_VOA\P\072409\P9948.D (24 Jul 2009 10:25)

Clean
IP 7/24/09

Internal Standards	R.T.	QIon	Response	Conc Units	Dev(Min) Rcv(Ar)
1) CI10 1,4-Difluorobenzene	9.50	114	546440	25.00 ug/L	0.00 86.40%
43) CI20 Chlorobenzene-D5	13.36	117	523877	25.00 ug/L	0.00 85.63%
62) CI30 1,4-Dichlorobenzene-	16.73	152	275584	25.00 ug/L	0.00 82.88%

System Monitoring Compounds

30) CS87 Dibromofluoromethane	8.58	111	206911	25.31 ug/L	0.01
Spiked Amount 25.000	Range 70 - 130		Recovery = 101.24%		
31) CS15 1,2-Dichloroethane-D	9.01	65	304746	26.61 ug/L	0.00
Spiked Amount 25.000	Range 66 - 137		Recovery = 106.44%		
44) CS05 Toluene-D8	11.39	98	710014	23.89 ug/L	0.00
Spiked Amount 25.000	Range 71 - 126		Recovery = 95.56%		
61) CS10 p-Bromofluorobenzene	15.01	174	211616	22.94 ug/L	0.00
Spiked Amount 25.000	Range 73 - 120		Recovery = 91.76%		

Target Compounds

					Qvalue
2) C290 Dichlorodifluorometh	0.00	85	0	N.D.	
3) C010 Chloromethane	0.00	50	0	N.D.	
4) C020 Vinyl chloride	0.00	62	0	N.D.	
5) C015 Bromomethane	0.00	94	0	N.D.	
6) C025 Chloroethane	0.00	64	0	N.D.	
7) C275 Trichlorofluorometha	0.00	101	0	N.D.	
8) C045 1,1-Dichloroethene	0.00	96	0	N.D.	
9) C030 Methylene chloride	6.54	84	6265	Below Cal #	83
10) C040 Carbon disulfide	6.31	76	529	N.D.	
11) C036 Acrolein	0.00	56	0	N.D.	
12) C038 Acrylonitrile	0.00	53	0	N.D.	
13) C035 Acetone	0.00	43	0	N.D.	
14) C300 Acetonitrile	0.00	41	0	N.D.	
15) C276 Iodomethane	0.00	142	0	N.D.	
16) C291 1,1,2 Trichloro-1,2,	0.00	101	0	N.D.	
17) C962 T-butyl Methyl Ether	0.00	73	0	N.D.	
18) C057 trans-1,2-Dichloroet	0.00	96	0	N.D.	
19) C255 Methyl Acetate	0.00	43	0	N.D.	
20) C050 1,1-Dichloroethane	0.00	63	0	N.D.	
21) C125 Vinyl Acetate	0.00	43	0	N.D.	
22) C051 2,2-Dichloropropane	0.00	77	0	N.D.	
23) C056 cis-1,2-Dichloroethe	0.00	96	0	N.D.	
24) C272 Tetrahydrofuran	0.00	42	0	N.D.	
25) C222 Bromochloromethane	0.00	128	0	N.D.	
26) C060 Chloroform	0.00	83	0	N.D.	
27) C115 1,1,1-Trichloroethan	0.00	97	0	N.D.	
28) C120 Carbon tetrachloride	0.00	117	0	N.D.	
29) C116 1,1-Dichloropropene	0.00	75	0	N.D.	
32) C165 Benzene	9.13	78	676	N.D.	

(#) = qualifier out of range (m) = manual integration

8/4/2009

Quantitation Report

Data File : H:\GCMS_VOA\P\072409\P9951.D
Acq On : 24 Jul 2009 12:06
Sample : 9G24038-BLK1
Misc :
MS Integration Params: RTEINT.P
Quant Time: Jul 24 12:30:06 2009

Vial: 4
Operator: LH
Inst : HP5973 P
Multiplr: 1.00
Quant Results File: R9G1510.RES

Quant Method : C:\MSDCHEM\1...\R9G1510.M (RTE Integrator)
Title : 8260 5ML
Last Update : Fri Jul 24 10:54:06 2009
Response via : Initial Calibration
DataAcq Meth : VOA

Compound		R.T.	QIon	Response	Conc Unit	Qvalue
33) C065	1,2-Dichloroethane	0.00	62	0	N.D.	
34) C110	2-Butanone	0.00	43	0	N.D.	
35) C256	Cyclohexane	0.00	56	0	N.D.	
36) C150	Trichloroethene	9.88	95	116	N.D.	
37) C140	1,2-Dichloropropane	0.00	63	0	N.D.	
38) C278	Dibromomethane	0.00	93	0	N.D.	
39) C130	Bromodichloromethane	0.00	83	0	N.D.	
40) C161	2-Chloroethylvinyl E	0.00	63	0	N.D.	
41) C012	Methylcycolhexane	0.00	83	0	N.D.	
42) C145	cis-1,3-Dichloroprop	0.00	75	0	N.D.	
45) C230	Toluene	11.48	92	1392	N.D.	
46) C170	trans-1,3-Dichloropr	0.00	75	0	N.D.	
47) C284	Ethyl Methacrylate	0.00	69	0	N.D.	
48) C160	1,1,2-Trichloroethan	0.00	83	0	N.D.	
49) C210	4-Methyl-2-pentanone	0.00	43	0	N.D.	
50) C220	Tetrachloroethene	0.00	166	0	N.D.	
51) C221	1,3-Dichloropropane	0.00	76	0	N.D.	
52) C155	Dibromochloromethane	0.00	129	0	N.D.	
53) C163	1,2-Dibromoethane	0.00	107	0	N.D.	
54) C215	2-Hexanone	0.00	43	0	N.D.	
55) C235	Chlorobenzene	13.41	112	1595	N.D.	
56) C281	1,1,1,2-Tetrachloroe	0.00	131	0	N.D.	
57) C240	Ethylbenzene	13.53	91	119	N.D.	
58) C246	m,p-Xylene	0.00	106	0	N.D.	
59) C247	o-Xylene	0.00	106	0	N.D.	
60) C245	Styrene	0.00	104	0	N.D.	
63) C180	Bromoform	0.00	173	0	N.D.	
64) C966	Isopropylbenzene	14.76	105	123	N.D.	
65) C301	Bromobenzene	0.00	156	0	N.D.	
66) C225	1,1,2,2-Tetrachloroe	0.00	83	0	N.D.	
67) C282	1,2,3-Trichloropropa	0.00	110	0	N.D.	
68) C283	t-1,4-Dichloro-2-But	0.00	89	0	N.D.	
69) C302	n-Propylbenzene	15.37	91	548	N.D.	
70) C303	2-Chlorotoluene	0.00	126	0	N.D.	
71) C289	4-Chlorotoluene	0.00	126	0	N.D.	
72) C304	1,3,5-Trimethylbenze	0.00	105	0	N.D.	
73) C306	tert-Butylbenzene	0.00	134	0	N.D.	
74) C307	1,2,4-Trimethylbenze	0.00	105	0	N.D.	
75) C308	sec-Butylbenzene	16.42	105	147	N.D.	
76) C260	1,3-Dichlorobenzene	16.64	146	116	N.D.	
77) C309	4-Isopropyltoluene	16.62	119	296	N.D.	
78) C267	1,4-Dichlorobenzene	16.76	146	123	N.D.	
79) C249	1,2-Dichlorobenzene	0.00	146	0	N.D.	
80) C310	n-Butylbenzene	17.25	91	308	N.D.	
81) C286	1,2-Dibromo-3-Chloro	0.00	75	0	N.D.	
82) C313	1,2,4-Trichlorobenze	19.79	180	499	N.D.	
83) C316	Hexachlorobutadiene	20.01	225	133	N.D.	
84) C314	Naphthalene	20.19	128	1050	N.D.	
85) C934	1,2,3-Trichlorobenze	20.56	180	182	N.D.	

(#) = qualifier out of range (m) = manual integration

8/4/2009

Quantitation Report (Not Reviewed)

Data File : H:\GCMS_VOA\P\072409\P9951.D
Acq On : 24 Jul 2009 12:06
Sample : 9G24038-BLK1
Misc :
MS Integration Params: RTEINT.P
Quant Time: Jul 24 12:28 2009

Vial: 4
Operator: LH
Inst : HP5973 P
Multiplr: 1.00
Quant Results File: R9G1510.RES

Method : C:\MSDCHEM\1\METHODS\8260_5ML\R9G1510.M (RTE Integrator)
Title : 8260 5ML
Last Update : Fri Jul 24 10:54:06 2009
Response via : Initial Calibration



Blank

Form 1
ORGANIC ANALYSIS DATA SHEET
8260B

Laboratory:	TestAmerica Buffalo		SDG:		
Client:	AECOM - Amherst, NY		Project:	AECOM, Inc. - Scott Aviation site - NY3A9023	
Matrix:	Water	Laboratory ID:	9G25007-BLK1	File ID:	P9998.D
Sampled:		Prepared:	07/25/09 10:52	Analyzed:	07/25/09 13:08
Solids:		Preparation:	5030B MS	Initial/Final:	5 mL / 5 mL

Batch: 9G25007 Sequence: RG92501 Calibration: R9G1510 Instrument: HP5973P

CAS NO.	COMPOUND	DILUTION	CONC. (ug/L)	Q
71-55-6	1,1,1-Trichloroethane	1	5.0	U
79-34-5	1,1,2,2-Tetrachloroethane	1	5.0	U
76-13-1	1,1,2-Trichloro-1,2,2-trifluoroethane	1	5.0	U
79-00-5	1,1,2-Trichloroethane	1	5.0	U
75-34-3	1,1-Dichloroethane	1	5.0	U
75-35-4	1,1-Dichloroethene	1	5.0	U
120-82-1	1,2,4-Trichlorobenzene	1	5.0	U
96-12-8	1,2-Dibromo-3-chloropropane	1	5.0	U
106-93-4	1,2-Dibromoethane	1	5.0	U
95-50-1	1,2-Dichlorobenzene	1	5.0	U
107-06-2	1,2-Dichloroethane	1	5.0	U
78-87-5	1,2-Dichloropropane	1	5.0	U
541-73-1	1,3-Dichlorobenzene	1	5.0	U
106-46-7	1,4-Dichlorobenzene	1	5.0	U
78-93-3	2-Butanone	1	25	U
591-78-6	2-Hexanone	1	25	U
108-10-1	4-Methyl-2-pentanone	1	25	U
67-64-1	Acetone	1	25	U
71-43-2	Benzene	1	5.0	U
75-27-4	Bromodichloromethane	1	5.0	U
75-25-2	Bromoform	1	5.0	U
74-83-9	Bromomethane	1	5.0	U
75-15-0	Carbon disulfide	1	5.0	U
56-23-5	Carbon Tetrachloride	1	5.0	U
108-90-7	Chlorobenzene	1	5.0	U
75-00-3	Chloroethane	1	5.0	U
67-66-3	Chloroform	1	5.0	U
74-87-3	Chloromethane	1	5.0	U
156-59-2	cis-1,2-Dichloroethene	1	5.0	U
10061-01-5	cis-1,3-Dichloropropene	1	5.0	U
110-82-7	Cyclohexane	1	5.0	U
124-48-1	Dibromochloromethane	1	5.0	U
75-71-8	Dichlorodifluoromethane	1	5.0	U
100-41-4	Ethylbenzene	1	5.0	U
98-82-8	Isopropylbenzene	1	5.0	U
79-20-9	Methyl Acetate	1	5.0	U
108-87-2	Methylcyclohexane	1	5.0	U
75-09-2	Methylene Chloride	1	5.0	U
1634-04-4	Methyl-t-Butyl Ether (MTBE)	1	5.0	U

Blank

Form 1
ORGANIC ANALYSIS DATA SHEET
8260B

Laboratory:	TestAmerica Buffalo			SDG:	
Client:	AECOM - Amherst, NY			Project:	AECOM, Inc. - Scott Aviation site - NY3A9023
Matrix:	Water	Laboratory ID:	9G25007-BLK1	File ID:	P9998.D
Sampled:		Prepared:	07/25/09 10:52	Analyzed:	07/25/09 13:08
Solids:		Preparation:	5030B MS	Initial/Final:	5 mL / 5 mL

Batch: 9G25007 Sequence: RG92501 Calibration: R9G1510 Instrument: HP5973P

CAS NO.	COMPOUND	DILUTION	CONC. (ug/L)	Q
100-42-5	Styrene	1	5.0	U
127-18-4	Tetrachloroethene	1	5.0	U
108-88-3	Toluene	1	5.0	U
156-60-5	trans-1,2-Dichloroethene	1	5.0	U
10061-02-6	trans-1,3-Dichloropropene	1	5.0	U
79-01-6	Trichloroethene	1	5.0	U
75-69-4	Trichlorofluoromethane	1	5.0	U
75-01-4	Vinyl chloride	1	5.0	U
1330-20-7	Xylenes, total	1	15	U

SYSTEM MONITORING COMPOUND	ADDED (ug/L)	CONC (ug/L)	% REC	QC LIMITS	Q
1,2-Dichloroethane-d4	25.0	28.0	112	66 - 137	
4-Bromofluorobenzene	25.0	22.4	90	73 - 120	
Toluene-d8	25.0	23.3	93	71 - 126	

INTERNAL STANDARD	AREA	RT	REF AREA	REF RT	Q
1,4-Dichlorobenzene-d4	254018	16.73	302534	16.73	
1,4-Difluorobenzene	495074	9.49	517323	9.49	
Chlorobenzene-d5	484467	13.36	527531	13.36	

* Values outside of QC limits

Quantitation Report

+TIC

Data File : H:\GCMS_VOA\P\072509\P9998.D
Acq On : 25 Jul 2009 13:08
Sample : 9G25007-BLK1
Misc :
MS Integration Params: RTEINT.P
Quant Time: Jul 25 13:32:49 2009

Vial: 5
Operator: PQ
Inst : HP5973 P
Multiplr: 1.00
Quant Results File: R9G1510.RES

Quant Method : C:\MSDCHEM\1...\R9G1510.M (RTE Integrator)
Title : 8260 5ML
Last Update : Sat Jul 25 13:19:47 2009
Response via : Initial Calibration
DataAcq Meth : VOA
IS QA File : H:\GCMS_VOA\P\072509\P9996.D (25 Jul 2009 11:56)

Clean
PR. 7/25/09

Internal Standards	R.T.	QIon	Response	Conc Units	Dev(Min) Rcv(Ar)
1) CI10 1,4-Difluorobenzene	9.49	114	495074	25.00 ug/L	0.00 95.70%
43) CI20 Chlorobenzene-D5	13.36	117	484467	25.00 ug/L	0.00 91.84%
62) CI30 1,4-Dichlorobenzene-	16.73	152	254018	25.00 ug/L	0.00 83.96%

System Monitoring Compounds

30) CS87 Dibromofluoromethane	8.58	111	195085	26.34 ug/L	0.00
Spiked Amount 25.000	Range 70 - 130		Recovery = 105.36%		
31) CS15 1,2-Dichloroethane-D	9.01	65	289988	27.95 ug/L	0.00
Spiked Amount 25.000	Range 66 - 137		Recovery = 111.80%		
44) CS05 Toluene-D8	11.39	98	639500	23.27 ug/L	0.00
Spiked Amount 25.000	Range 71 - 126		Recovery = 93.08%		
61) CS10 p-Bromofluorobenzene	15.01	174	191525	22.45 ug/L	0.00
Spiked Amount 25.000	Range 73 - 120		Recovery = 89.80%		

Target Compounds

					Qvalue
2) C290 Dichlorodifluorometh	0.00	85	0	N.D.	
3) C010 Chloromethane	0.00	50	0	N.D.	
4) C020 Vinyl chloride	0.00	62	0	N.D.	
5) C015 Bromomethane	0.00	94	0	N.D.	
6) C025 Chloroethane	0.00	64	0	N.D.	
7) C275 Trichlorofluorometha	0.00	101	0	N.D.	
8) C045 1,1-Dichloroethene	0.00	96	0	N.D.	
9) C030 Methylene chloride	6.53	84	6909	Below Cal	95
10) C040 Carbon disulfide	6.34	76	114	N.D.	
11) C036 Acrolein	0.00	56	0	N.D.	
12) C038 Acrylonitrile	0.00	53	0	N.D.	
13) C035 Acetone	0.00	43	0	N.D.	
14) C300 Acetonitrile	0.00	41	0	N.D.	
15) C276 Iodomethane	0.00	142	0	N.D.	
16) C291 1,1,2 Trichloro-1,2,	0.00	101	0	N.D.	
17) C962 T-butyl Methyl Ether	0.00	73	0	N.D.	
18) C057 trans-1,2-Dichloroet	0.00	96	0	N.D.	
19) C255 Methyl Acetate	0.00	43	0	N.D.	
20) C050 1,1-Dichloroethane	0.00	63	0	N.D.	
21) C125 Vinyl Acetate	0.00	43	0	N.D.	
22) C051 2,2-Dichloropropane	0.00	77	0	N.D.	
23) C056 cis-1,2-Dichloroethe	0.00	96	0	N.D.	
24) C272 Tetrahydrofuran	0.00	42	0	N.D.	
25) C222 Bromochloromethane	0.00	128	0	N.D.	
26) C060 Chloroform	8.39	83	135	N.D.	
27) C115 1,1,1-Trichloroethan	0.00	97	0	N.D.	
28) C120 Carbon tetrachloride	0.00	117	0	N.D.	
29) C116 1,1-Dichloropropene	0.00	75	0	N.D.	
32) C165 Benzene	9.13	78	404	N.D.	

(#) = qualifier out of range (m) = manual integration

Quantitation Report

Data File : H:\GCMS_VOA\P\072509\P9998.D
Acq On : 25 Jul 2009 13:08
Sample : 9G25007-BLK1
Misc :
MS Integration Params: RTEINT.P
Quant Time: Jul 25 13:32:49 2009

Vial: 5
Operator: PQ
Inst : HP5973 P
Multiplr: 1.00
Quant Results File: R9G1510.RES

Quant Method : C:\MSDCHEM\1...\R9G1510.M (RTE Integrator)
Title : 8260 5ML
Last Update : Sat Jul 25 13:19:47 2009
Response via : Initial Calibration
DataAcq Meth : VOA

	Compound		R.T.	QIon	Response	Conc Unit	Qvalue
33)	C065	1,2-Dichloroethane	0.00	62	0	N.D.	
34)	C110	2-Butanone	0.00	43	0	N.D.	
35)	C256	Cyclohexane	0.00	56	0	N.D.	
36)	C150	Trichloroethene	9.87	95	113	N.D.	
37)	C140	1,2-Dichloropropane	0.00	63	0	N.D.	
38)	C278	Dibromomethane	0.00	93	0	N.D.	
39)	C130	Bromodichloromethane	0.00	83	0	N.D.	
40)	C161	2-Chloroethylvinyl E	0.00	63	0	N.D.	
41)	C012	Methylcycolhexane	0.00	83	0	N.D.	
42)	C145	cis-1,3-Dichloroprop	0.00	75	0	N.D.	
45)	C230	Toluene	11.48	92	1224	N.D.	
46)	C170	trans-1,3-Dichloropr	0.00	75	0	N.D.	
47)	C284	Ethyl Methacrylate	0.00	69	0	N.D.	
48)	C160	1,1,2-Trichloroethan	0.00	83	0	N.D.	
49)	C210	4-Methyl-2-pentanone	0.00	43	0	N.D.	
50)	C220	Tetrachloroethene	0.00	166	0	N.D.	
51)	C221	1,3-Dichloropropane	0.00	76	0	N.D.	
52)	C155	Dibromochloromethane	0.00	129	0	N.D.	
53)	C163	1,2-Dibromoethane	0.00	107	0	N.D.	
54)	C215	2-Hexanone	0.00	43	0	N.D.	
55)	C235	Chlorobenzene	13.41	112	1724	N.D.	
56)	C281	1,1,1,2-Tetrachloroe	0.00	131	0	N.D.	
57)	C240	Ethylbenzene	13.52	91	113	N.D.	
58)	C246	m,p-Xylene	0.00	106	0	N.D.	
59)	C247	o-Xylene	0.00	106	0	N.D.	
60)	C245	Styrene	0.00	104	0	N.D.	
63)	C180	Bromoform	0.00	173	0	N.D.	
64)	C966	Isopropylbenzene	0.00	105	0	N.D.	
65)	C301	Bromobenzene	0.00	156	0	N.D.	
66)	C225	1,1,2,2-Tetrachloroe	0.00	83	0	N.D.	
67)	C282	1,2,3-Trichloropropa	0.00	110	0	N.D.	
68)	C283	t-1,4-Dichloro-2-But	0.00	89	0	N.D.	
69)	C302	n-Propylbenzene	15.36	91	242	N.D.	
70)	C303	2-Chlorotoluene	0.00	126	0	N.D.	
71)	C289	4-Chlorotoluene	0.00	126	0	N.D.	
72)	C304	1,3,5-Trimethylbenze	15.60	105	117	N.D.	
73)	C306	tert-Butylbenzene	0.00	134	0	N.D.	
74)	C307	1,2,4-Trimethylbenze	16.17	105	116	N.D.	
75)	C308	sec-Butylbenzene	16.43	105	610	N.D.	
76)	C260	1,3-Dichlorobenzene	16.66	146	167	N.D.	
77)	C309	4-Isopropyltoluene	16.63	119	571	N.D.	
78)	C267	1,4-Dichlorobenzene	16.78	146	396	N.D.	
79)	C249	1,2-Dichlorobenzene	0.00	146	0	N.D.	
80)	C310	n-Butylbenzene	17.25	91	801	N.D.	
81)	C286	1,2-Dibromo-3-Chloro	0.00	75	0	N.D.	
82)	C313	1,2,4-Trichlorobenze	19.79	180	297	N.D.	
83)	C316	Hexachlorobutadiene	0.00	225	0	N.D.	
84)	C314	Naphthalene	20.19	128	1510	N.D.	
85)	C934	1,2,3-Trichlorobenze	20.56	180	128	N.D.	

(#) = qualifier out of range (m) = manual integration

Quantitation Report (Not Reviewed)

Data File : H:\GCMS_VOA\P\072509\P9998.D
Acq On : 25 Jul 2009 13:08
Sample : 9G25007-BLK1
Misc :
MS Integration Params: RTEINT.P
Quant Time: Jul 25 13:30 2009

Vial: 5
Operator: PQ
Inst : HP5973 P
Multiplr: 1.00
Quant Results File: R9G1510.RES

Method : C:\MSDCHEM\1\METHODS\8260_5ML\R9G1510.M (RTE Integrator)
Title : 8260 5ML
Last Update : Sat Jul 25 13:19:47 2009
Response via : Initial Calibration



LCS

Form 1
ORGANIC ANALYSIS DATA SHEET
8260B

Laboratory:	TestAmerica Buffalo			SDG:	
Client:	AECOM - Amherst, NY			Project:	AECOM, Inc. - Scott Aviation site - NY3A9023
Matrix:	Water	Laboratory ID:	9G24038-BS1	File ID:	P9950.D
Sampled:		Prepared:	07/24/09 10:05	Analyzed:	07/24/09 11:38
Solids:		Preparation:	5030B MS	Initial/Final:	5 mL / 5 mL

Batch: 9G24038 Sequence: RG92407 Calibration: R9G1510 Instrument: HP5973P

CAS NO.	COMPOUND	DILUTION	CONC. (ug/L)	Q
71-55-6	1,1,1-Trichloroethane	1	5.0	U
79-34-5	1,1,2,2-Tetrachloroethane	1	5.0	U
76-13-1	1,1,2-Trichloro-1,2,2-trifluoroethane	1	5.0	U
79-00-5	1,1,2-Trichloroethane	1	5.0	U
75-34-3	1,1-Dichloroethane	1	5.0	U
75-35-4	1,1-Dichloroethene	1	29.7	
120-82-1	1,2,4-Trichlorobenzene	1	5.0	U
96-12-8	1,2-Dibromo-3-chloropropane	1	5.0	U
106-93-4	1,2-Dibromoethane	1	5.0	U
95-50-1	1,2-Dichlorobenzene	1	5.0	U
107-06-2	1,2-Dichloroethane	1	5.0	U
78-87-5	1,2-Dichloropropane	1	5.0	U
541-73-1	1,3-Dichlorobenzene	1	5.0	U
106-46-7	1,4-Dichlorobenzene	1	5.0	U
78-93-3	2-Butanone	1	25	U
591-78-6	2-Hexanone	1	25	U
108-10-1	4-Methyl-2-pentanone	1	25	U
67-64-1	Acetone	1	25	U
71-43-2	Benzene	1	25.6	
75-27-4	Bromodichloromethane	1	5.0	U
75-25-2	Bromoform	1	5.0	U
74-83-9	Bromomethane	1	5.0	U
75-15-0	Carbon disulfide	1	5.0	U
56-23-5	Carbon Tetrachloride	1	5.0	U
108-90-7	Chlorobenzene	1	23.4	
75-00-3	Chloroethane	1	5.0	U
67-66-3	Chloroform	1	5.0	U
74-87-3	Chloromethane	1	5.0	U
156-59-2	cis-1,2-Dichloroethene	1	5.0	U
10061-01-5	cis-1,3-Dichloropropene	1	5.0	U
110-82-7	Cyclohexane	1	5.0	U
124-48-1	Dibromochloromethane	1	5.0	U
75-71-8	Dichlorodifluoromethane	1	5.0	U
100-41-4	Ethylbenzene	1	5.0	U
98-82-8	Isopropylbenzene	1	5.0	U
79-20-9	Methyl Acetate	1	5.0	U
108-87-2	Methylcyclohexane	1	5.0	U
75-09-2	Methylene Chloride	1	5.0	U
1634-04-4	Methyl-t-Butyl Ether (MTBE)	1	5.0	U

LCS

Form 1
ORGANIC ANALYSIS DATA SHEET
8260B

Laboratory:	TestAmerica Buffalo		SDG:		
Client:	AECOM - Amherst, NY		Project:	AECOM, Inc. - Scott Aviation site - NY3A9023	
Matrix:	Water	Laboratory ID:	9G24038-BS1	File ID:	P9950.D
Sampled:		Prepared:	07/24/09 10:05	Analyzed:	07/24/09 11:38
Solids:		Preparation:	5030B MS	Initial/Final:	5 mL / 5 mL

Batch: 9G24038 Sequence: RG92407 Calibration: R9G1510 Instrument: HP5973P

CAS NO.	COMPOUND	DILUTION	CONC. (ug/L)	Q
100-42-5	Styrene	1	5.0	U
127-18-4	Tetrachloroethene	1	5.0	U
108-88-3	Toluene	1	24.2	
156-60-5	trans-1,2-Dichloroethene	1	5.0	U
10061-02-6	trans-1,3-Dichloropropene	1	5.0	U
79-01-6	Trichloroethene	1	24.8	
75-69-4	Trichlorofluoromethane	1	5.0	U
75-01-4	Vinyl chloride	1	5.0	U
1330-20-7	Xylenes, total	1	15	U

SYSTEM MONITORING COMPOUND	ADDED (ug/L)	CONC (ug/L)	% REC	QC LIMITS	Q
1,2-Dichloroethane-d4	25.0	25.6	102	66 - 137	
4-Bromofluorobenzene	25.0	22.7	91	73 - 120	
Toluene-d8	25.0	23.6	95	71 - 126	

INTERNAL STANDARD	AREA	RT	REF AREA	REF RT	Q
1,4-Dichlorobenzene-d4	300062	16.73	332512	16.73	
1,4-Difluorobenzene	591776	9.49	632434	9.49	
Chlorobenzene-d5	569852	13.36	611788	13.36	

* Values outside of QC limits

Quantitation Report

Data File : H:\GCMS_VOA\P\072409\P9950.D
Acq On : 24 Jul 2009 11:38
Sample : 9G24038-BS1
Misc :
MS Integration Params: RTEINT.P
Quant Time: Jul 24 12:02:28 2009

Vial: 3
Operator: LH
Inst : HP5973 P
Multiplr: 1.00

Quant Results File: R9G1510.RES

Quant Method : C:\MSDCHEM\1...\R9G1510.M (RTE Integrator)
Title : 8260 5ML
Last Update : Fri Jul 24 10:54:06 2009
Response via : Initial Calibration
DataAcq Meth : VOA
IS QA File : H:\GCMS_VOA\P\072409\P9948.D (24 Jul 2009 10:25)

SHE
pa. 7/24/09

Internal Standards		R.T.	QIon	Response	Conc Units	Dev(Min) Rcv(Ar)
1) CI10	1,4-Difluorobenzene	9.49	114	591776	25.00 ug/L	0.00 93.57%
43) CI20	Chlorobenzene-D5	13.36	117	569852	25.00 ug/L	0.00 93.15%
62) CI30	1,4-Dichlorobenzene-	16.73	152	300062	25.00 ug/L	0.00 90.24%

System Monitoring Compounds

30) CS87	Dibromofluoromethane	8.58	111	222031	25.08 ug/L	0.01
Spiked Amount	25.000	Range	70 - 130	Recovery	= 100.32%	
31) CS15	1,2-Dichloroethane-D	9.01	65	317052	25.57 ug/L	0.00
Spiked Amount	25.000	Range	66 - 137	Recovery	= 102.28%	
44) CS05	Toluene-D8	11.39	98	764226	23.64 ug/L	0.00
Spiked Amount	25.000	Range	71 - 126	Recovery	= 94.56%	
61) CS10	p-Bromofluorobenzene	15.01	174	227337	22.66 ug/L	0.00
Spiked Amount	25.000	Range	73 - 120	Recovery	= 90.64%	

Target Compounds

						Qvalue
2) C290	Dichlorodifluorometh	0.00	85	0	N.D.	
3) C010	Chloromethane	0.00	50	0	N.D.	
4) C020	Vinyl chloride	0.00	62	0	N.D.	
5) C015	Bromomethane	4.77	94	118	N.D.	
6) C025	Chloroethane	0.00	64	0	N.D.	
7) C275	Trichlorofluorometha	0.00	101	0	N.D.	
8) C045	1,1-Dichloroethene	5.96	96	219545	29.74 ug/L	95
9) C030	Methylene chloride	6.53	84	16351	N.D.	
10) C040	Carbon disulfide	6.32	76	1011	N.D.	
11) C036	Acrolein	0.00	56	0	N.D.	
12) C038	Acrylonitrile	0.00	53	0	N.D.	
13) C035	Acetone	5.97	43	233	N.D.	
14) C300	Acetonitrile	0.00	41	0	N.D.	
15) C276	Iodomethane	0.00	142	0	N.D.	
16) C291	1,1,2 Trichloro-1,2,	5.95	101	189	N.D.	
17) C962	T-butyl Methyl Ether	0.00	73	0	N.D.	
18) C057	trans-1,2-Dichloroet	0.00	96	0	N.D.	
19) C255	Methyl Acetate	0.00	43	0	N.D.	
20) C050	1,1-Dichloroethane	0.00	63	0	N.D.	
21) C125	Vinyl Acetate	7.17	43	919	N.D.	
22) C051	2,2-Dichloropropane	0.00	77	0	N.D.	
23) C056	cis-1,2-Dichloroethe	0.00	96	0	N.D.	
24) C272	Tetrahydrofuran	0.00	42	0	N.D.	
25) C222	Bromochloromethane	0.00	128	0	N.D.	
26) C060	Chloroform	8.39	83	136	N.D.	
27) C115	1,1,1-Trichloroethan	0.00	97	0	N.D.	
28) C120	Carbon tetrachloride	0.00	117	0	N.D.	
29) C116	1,1-Dichloropropene	0.00	75	0	N.D.	
32) C165	Benzene	9.12	78	863009	25.55 ug/L	97

(#) = qualifier out of range (m) = manual integration

Quantitation Report

Data File : H:\GCMS_VOA\P\072409\P9950.D
Acq On : 24 Jul 2009 11:38
Sample : 9G24038-BS1
Misc :
MS Integration Params: RTEINT.P
Quant Time: Jul 24 12:02:28 2009

Vial: 3
Operator: LH
Inst : HP5973 P
Multiplr: 1.00
Quant Results File: R9G1510.RES

Quant Method : C:\MSDCHEM\1...\R9G1510.M (RTE Integrator)
Title : 8260 5ML
Last Update : Fri Jul 24 10:54:06 2009
Response via : Initial Calibration
DataAcq Meth : VOA

	Compound		R.T.	QIon	Response	Conc Unit	Qvalue
33)	C065	1,2-Dichloroethane	~~9.12~~	~~62~~	~~8528~~	~~0.53 ug/L #~~	~~1~~
34)	C110	2-Butanone	8.04	43	118	N.D.	
35)	C256	Cyclohexane	0.00	56	0	N.D.	
36)	C150	Trichloroethene	9.87	95	238642	24.75 ug/L	95
37)	C140	1,2-Dichloropropane	0.00	63	0	N.D.	
38)	C278	Dibromomethane	0.00	93	0	N.D.	
39)	C130	Bromodichloromethane	0.00	83	0	N.D.	
40)	C161	2-Chloroethylvinyl E	0.00	63	0	N.D.	
41)	C012	Methylcycolhexane	10.15	83	245	N.D.	
42)	C145	cis-1,3-Dichloroprop	0.00	75	0	N.D.	
45)	C230	Toluene	11.48	92	554921	24.17 ug/L	96
46)	C170	trans-1,3-Dichloropr	0.00	75	0	N.D.	
47)	C284	Ethyl Methacrylate	0.00	69	0	N.D.	
48)	C160	1,1,2-Trichloroethan	0.00	83	0	N.D.	
49)	C210	4-Methyl-2-pentanone	0.00	43	0	N.D.	
50)	C220	Tetrachloroethene	0.00	166	0	N.D.	
51)	C221	1,3-Dichloropropane	0.00	76	0	N.D.	
52)	C155	Dibromochloromethane	0.00	129	0	N.D.	
53)	C163	1,2-Dibromoethane	0.00	107	0	N.D.	
54)	C215	2-Hexanone	0.00	43	0	N.D.	
55)	C235	Chlorobenzene	13.41	112	617873	23.44 ug/L	98
56)	C281	1,1,1,2-Tetrachloroe	0.00	131	0	N.D.	
57)	C240	Ethylbenzene	13.52	91	1069	N.D.	
58)	C246	m,p-Xylene	13.68	106	710	N.D.	
59)	C247	o-Xylene	0.00	106	0	N.D.	
60)	C245	Styrene	0.00	104	0	N.D.	
63)	C180	Bromoform	0.00	173	0	N.D.	
64)	C966	Isopropylbenzene	14.76	105	827	N.D.	
65)	C301	Bromobenzene	0.00	156	0	N.D.	
66)	C225	1,1,2,2-Tetrachloroe	0.00	83	0	N.D.	
67)	C282	1,2,3-Trichloropropa	0.00	110	0	N.D.	
68)	C283	t-1,4-Dichloro-2-But	0.00	89	0	N.D.	
69)	C302	n-Propylbenzene	15.35	91	1165	N.D.	
70)	C303	2-Chlorotoluene	15.63	126	260	N.D.	
71)	C289	4-Chlorotoluene	15.63	126	260	N.D.	
72)	C304	1,3,5-Trimethylbenze	15.60	105	558	N.D.	
73)	C306	tert-Butylbenzene	0.00	134	0	N.D.	
74)	C307	1,2,4-Trimethylbenze	16.17	105	847	N.D.	
75)	C308	sec-Butylbenzene	16.43	105	1630	N.D.	
76)	C260	1,3-Dichlorobenzene	16.66	146	622	N.D.	
77)	C309	4-Isopropyltoluene	16.62	119	1252	N.D.	
78)	C267	1,4-Dichlorobenzene	16.78	146	734	N.D.	
79)	C249	1,2-Dichlorobenzene	17.37	146	125	N.D.	
80)	C310	n-Butylbenzene	17.24	91	1774	N.D.	
81)	C286	1,2-Dibromo-3-Chloro	0.00	75	0	N.D.	
82)	C313	1,2,4-Trichlorobenze	19.80	180	1022	N.D.	
83)	C316	Hexachlorobutadiene	20.01	225	612	N.D.	
84)	C314	Naphthalene	20.19	128	2747	N.D.	
85)	C934	1,2,3-Trichlorobenze	20.56	180	1371	N.D.	

(#) = qualifier out of range (m) = manual integration

Quantitation Report (Not Reviewed)

Data File : H:\GCMS_VOA\P\072409\P9950.D
Acq On : 24 Jul 2009 11:38
Sample : 9G24038-BS1
Misc :
MS Integration Params: RTEINT.P
Quant Time: Jul 24 12:00 2009

Vial: 3
Operator: LH
Inst : HP5973 P
Multiplr: 1.00

Quant Results File: R9G1510.RES

Method : C:\MSDCHEM\1\METHODS\8260_5ML\R9G1510.M (RTE Integrator)
Title : 8260 5ML
Last Update : Fri Jul 24 10:54:06 2009
Response via : Initial Calibration



LCS

Form 1
ORGANIC ANALYSIS DATA SHEET
8260B

Laboratory:	TestAmerica Buffalo			SDG:	
Client:	AECOM - Amherst, NY			Project:	AECOM, Inc. - Scott Aviation site - NY3A9023
Matrix:	Water	Laboratory ID:	9G25007-BS1	File ID:	P9997.D
Sampled:		Prepared:	07/25/09 10:52	Analyzed:	07/25/09 12:40
Solids:		Preparation:	5030B MS	Initial/Final:	5 mL / 5 mL

Batch: 9G25007 Sequence: RG92501 Calibration: R9G1510 Instrument: HP5973P

CAS NO.	COMPOUND	DILUTION	CONC. (ug/L)	Q
71-55-6	1,1,1-Trichloroethane	1	5.0	U
79-34-5	1,1,2,2-Tetrachloroethane	1	5.0	U
76-13-1	1,1,2-Trichloro-1,2,2-trifluoroethane	1	5.0	U
79-00-5	1,1,2-Trichloroethane	1	5.0	U
75-34-3	1,1-Dichloroethane	1	5.0	U
75-35-4	1,1-Dichloroethene	1	29.1	
120-82-1	1,2,4-Trichlorobenzene	1	5.0	U
96-12-8	1,2-Dibromo-3-chloropropane	1	5.0	U
106-93-4	1,2-Dibromoethane	1	5.0	U
95-50-1	1,2-Dichlorobenzene	1	5.0	U
107-06-2	1,2-Dichloroethane	1	5.0	U
78-87-5	1,2-Dichloropropane	1	5.0	U
541-73-1	1,3-Dichlorobenzene	1	5.0	U
106-46-7	1,4-Dichlorobenzene	1	5.0	U
78-93-3	2-Butanone	1	25	U
591-78-6	2-Hexanone	1	25	U
108-10-1	4-Methyl-2-pentanone	1	25	U
67-64-1	Acetone	1	25	U
71-43-2	Benzene	1	25.2	
75-27-4	Bromodichloromethane	1	5.0	U
75-25-2	Bromoform	1	5.0	U
74-83-9	Bromomethane	1	5.0	U
75-15-0	Carbon disulfide	1	5.0	U
56-23-5	Carbon Tetrachloride	1	5.0	U
108-90-7	Chlorobenzene	1	23.5	
75-00-3	Chloroethane	1	5.0	U
67-66-3	Chloroform	1	5.0	U
74-87-3	Chloromethane	1	5.0	U
156-59-2	cis-1,2-Dichloroethene	1	5.0	U
10061-01-5	cis-1,3-Dichloropropene	1	5.0	U
110-82-7	Cyclohexane	1	5.0	U
124-48-1	Dibromochloromethane	1	5.0	U
75-71-8	Dichlorodifluoromethane	1	5.0	U
100-41-4	Ethylbenzene	1	5.0	U
98-82-8	Isopropylbenzene	1	5.0	U
79-20-9	Methyl Acetate	1	5.0	U
108-87-2	Methylcyclohexane	1	5.0	U
75-09-2	Methylene Chloride	1	5.0	U
1634-04-4	Methyl-t-Butyl Ether (MTBE)	1	5.0	U

LCS

Form 1
ORGANIC ANALYSIS DATA SHEET
8260B

Laboratory:	TestAmerica Buffalo			SDG:	
Client:	AECOM - Amherst, NY			Project:	AECOM, Inc. - Scott Aviation site - NY3A9023
Matrix:	Water	Laboratory ID:	9G25007-BS1	File ID:	P9997.D
Sampled:		Prepared:	07/25/09 10:52	Analyzed:	07/25/09 12:40
Solids:		Preparation:	5030B MS	Initial/Final:	5 mL / 5 mL

Batch: 9G25007 Sequence: RG92501 Calibration: R9G1510 Instrument: HP5973P

CAS NO.	COMPOUND	DILUTION	CONC. (ug/L)	Q
100-42-5	Styrene	1	5.0	U
127-18-4	Tetrachloroethene	1	5.0	U
108-88-3	Toluene	1	24.0	
156-60-5	trans-1,2-Dichloroethene	1	5.0	U
10061-02-6	trans-1,3-Dichloropropene	1	5.0	U
79-01-6	Trichloroethene	1	25.1	
75-69-4	Trichlorofluoromethane	1	5.0	U
75-01-4	Vinyl chloride	1	5.0	U
1330-20-7	Xylenes, total	1	15	U

SYSTEM MONITORING COMPOUND	ADDED (ug/L)	CONC (ug/L)	% REC	QC LIMITS	Q
1,2-Dichloroethane-d4	25.0	27.3	109	66 - 137	
4-Bromofluorobenzene	25.0	22.6	90	73 - 120	
Toluene-d8	25.0	23.5	94	71 - 126	

INTERNAL STANDARD	AREA	RT	REF AREA	REF RT	Q
1,4-Dichlorobenzene-d4	274596	16.74	302534	16.73	
1,4-Difluorobenzene	535774	9.49	517323	9.49	
Chlorobenzene-d5	515778	13.36	527531	13.36	

* Values outside of QC limits

Quantitation Report

Data File : H:\GCMS_VOA\P\072509\P9997.D Vial: 4
Acq On : 25 Jul 2009 12:40 Operator: PQ
Sample : 9G25007-BS1 Inst : HP5973 P
Misc : Multiplr: 1.00
MS Integration Params: RTEINT.P
Quant Time: Jul 25 13:20:19 2009 Quant Results File: R9G1510.RES

Quant Method : C:\MSDCHEM\1...\R9G1510.M (RTE Integrator)
Title : 8260 5ML
Last Update : Sat Jul 25 13:19:47 2009
Response via : Initial Calibration
DataAcq Meth : VOA
IS QA File : H:\GCMS_VOA\P\072509\P9996.D (25 Jul 2009 11:56)

SHE
PR. 7/25/09

Internal Standards	R.T.	QIon	Response	Conc Units	Dev(Min) Rcv(Ar)
1) CI10 1,4-Difluorobenzene	9.49	114	535774	25.00 ug/L	0.00 103.57%
43) CI20 Chlorobenzene-D5	13.36	117	515778	25.00 ug/L	0.00 97.77%
62) CI30 1,4-Dichlorobenzene-	16.74	152	274596	25.00 ug/L	0.00 90.77%

System Monitoring Compounds

30) CS87 Dibromofluoromethane	8.58	111	203173	25.35 ug/L	0.00
Spiked Amount 25.000 Range 70 - 130 Recovery = 101.40%					
31) CS15 1,2-Dichloroethane-D	9.01	65	306889	27.33 ug/L	0.00
Spiked Amount 25.000 Range 66 - 137 Recovery = 109.32%					
44) CS05 Toluene-D8	11.39	98	687676	23.50 ug/L	0.00
Spiked Amount 25.000 Range 71 - 126 Recovery = 94.00%					
61) CS10 p-Bromofluorobenzene	15.01	174	205168	22.59 ug/L	0.00
Spiked Amount 25.000 Range 73 - 120 Recovery = 90.36%					

Target Compounds

					Qvalue
2) C290 Dichlorodifluorometh	0.00	85	0	N.D.	
3) C010 Chloromethane	4.03	50	154	N.D.	
4) C020 Vinyl chloride	0.00	62	0	N.D.	
5) C015 Bromomethane	0.00	94	0	N.D.	
6) C025 Chloroethane	0.00	64	0	N.D.	
7) C275 Trichlorofluorometha	0.00	101	0	N.D.	
8) C045 1,1-Dichloroethene	5.96	96	194191	29.06 ug/L	91
9) C030 Methylene chloride	6.53	84	4876	Below Cal	87
10) C040 Carbon disulfide	6.34	76	1357	N.D.	
11) C036 Acrolein	5.83	56	135	N.D.	
12) C038 Acrylonitrile	0.00	53	0	N.D.	
13) C035 Acetone	6.00	43	1195	N.D.	
14) C300 Acetonitrile	6.36	41	248	N.D.	
15) C276 Iodomethane	0.00	142	0	N.D.	
16) C291 1,1,2 Trichloro-1,2,	5.95	101	282	N.D.	
17) C962 T-butyl Methyl Ether	0.00	73	0	N.D.	
18) C057 trans-1,2-Dichloroet	0.00	96	0	N.D.	
19) C255 Methyl Acetate	0.00	43	0	N.D.	
20) C050 1,1-Dichloroethane	0.00	63	0	N.D.	
21) C125 Vinyl Acetate	0.00	43	0	N.D.	
22) C051 2,2-Dichloropropane	0.00	77	0	N.D.	
23) C056 cis-1,2-Dichloroethe	0.00	96	0	N.D.	
24) C272 Tetrahydrofuran	0.00	42	0	N.D.	
25) C222 Bromochloromethane	0.00	128	0	N.D.	
26) C060 Chloroform	8.38	83	359	N.D.	
27) C115 1,1,1-Trichloroethan	0.00	97	0	N.D.	
28) C120 Carbon tetrachloride	0.00	117	0	N.D.	
29) C116 1,1-Dichloropropene	8.86	75	123	N.D.	
32) C165 Benzene	9.11	78	769892	25.18 ug/L	99

(#) = qualifier out of range (m) = manual integration

8/4/09

Quantitation Report

Data File : H:\GCMS_VOA\P\072509\P9997.D
Acq On : 25 Jul 2009 12:40
Sample : 9G25007-BS1
Misc :
MS Integration Params: RTEINT.P
Quant Time: Jul 25 13:20:19 2009

Vial: 4
Operator: PQ
Inst : HP5973 P
Multiplr: 1.00
Quant Results File: R9G1510.RES

Quant Method : C:\MSDCHEM\1...\R9G1510.M (RTE Integrator)
Title : 8260 5ML
Last Update : Sat Jul 25 13:19:47 2009
Response via : Initial Calibration
DataAcq Meth : VOA

	Compound		R.T.	QIon	Response	Conc Unit	Qvalue
33)	C065	1,2-Dichloroethane	~~9.11~~	~~62~~	~~8437~~	~~0.58 ug/L #~~	~~1~~
34)	C110	2-Butanone	8.03	43	125	N.D.	
35)	C256	Cyclohexane	8.77	56	231	N.D.	
36)	C150	Trichloroethene	9.87	95	219313	25.12 ug/L	94
37)	C140	1,2-Dichloropropane	0.00	63	0	N.D.	
38)	C278	Dibromomethane	0.00	93	0	N.D.	
39)	C130	Bromodichloromethane	0.00	83	0	N.D.	
40)	C161	2-Chloroethylvinyl E	0.00	63	0	N.D.	
41)	C012	Methylcycolhexane	10.15	83	1148	N.D.	
42)	C145	cis-1,3-Dichloroprop	0.00	75	0	N.D.	
45)	C230	Toluene	11.48	92	498622	24.00 ug/L	93
46)	C170	trans-1,3-Dichloropr	0.00	75	0	N.D.	
47)	C284	Ethyl Methacrylate	0.00	69	0	N.D.	
48)	C160	1,1,2-Trichloroethan	0.00	83	0	N.D.	
49)	C210	4-Methyl-2-pentanone	11.15	43	122	N.D.	
50)	C220	Tetrachloroethene	12.24	166	122	N.D.	
51)	C221	1,3-Dichloropropane	0.00	76	0	N.D.	
52)	C155	Dibromochloromethane	0.00	129	0	N.D.	
53)	C163	1,2-Dibromoethane	0.00	107	0	N.D.	
54)	C215	2-Hexanone	0.00	43	0	N.D.	
55)	C235	Chlorobenzene	13.41	112	560342	23.49 ug/L	99
56)	C281	1,1,1,2-Tetrachloroe	0.00	131	0	N.D.	
57)	C240	Ethylbenzene	13.52	91	2351	N.D.	
58)	C246	m,p-Xylene	13.68	106	1536	N.D.	
59)	C247	o-Xylene	14.26	106	116	N.D.	
60)	C245	Styrene	14.26	104	167	N.D.	
63)	C180	Bromoform	0.00	173	0	N.D.	
64)	C966	Isopropylbenzene	14.76	105	1836	N.D.	
65)	C301	Bromobenzene	15.28	156	118	N.D.	
66)	C225	1,1,2,2-Tetrachloroe	0.00	83	0	N.D.	
67)	C282	1,2,3-Trichloropropa	0.00	110	0	N.D.	
68)	C283	t-1,4-Dichloro-2-But	0.00	89	0	N.D.	
69)	C302	n-Propylbenzene	15.36	91	3040	N.D.	
70)	C303	2-Chlorotoluene	15.55	126	119	N.D.	
71)	C289	4-Chlorotoluene	15.69	126	141	N.D.	
72)	C304	1,3,5-Trimethylbenze	15.59	105	1706	N.D.	
73)	C306	tert-Butylbenzene	16.09	134	168	N.D.	
74)	C307	1,2,4-Trimethylbenze	16.16	105	1903	N.D.	
75)	C308	sec-Butylbenzene	16.43	105	4420	N.D.	
76)	C260	1,3-Dichlorobenzene	16.66	146	1314	N.D.	
77)	C309	4-Isopropyltoluene	16.61	119	3441	N.D.	
78)	C267	1,4-Dichlorobenzene	16.77	146	1969	N.D.	
79)	C249	1,2-Dichlorobenzene	17.36	146	1512	N.D.	
80)	C310	n-Butylbenzene	17.23	91	5263	N.D.	
81)	C286	1,2-Dibromo-3-Chloro	0.00	75	0	N.D.	
82)	C313	1,2,4-Trichlorobenze	19.79	180	3532	N.D.	
83)	C316	Hexachlorobutadiene	20.01	225	3207	0.66 ug/L	83
84)	C314	Naphthalene	20.18	128	11441	N.D.	
85)	C934	1,2,3-Trichlorobenze	20.57	180	4363	N.D.	

(#) = qualifier out of range (m) = manual integration

Quantitation Report (Not Reviewed)

Data File : H:\GCMS_VOA\P\072509\P9997.D
Acq On : 25 Jul 2009 12:40
Sample : 9G25007-BS1
Misc :
MS Integration Params: RTEINT.P
Quant Time: Jul 25 13:18 2009

Vial: 4
Operator: PQ
Inst : HP5973 P
Multiplr: 1.00

Quant Results File: R9G1510.RES

Method : C:\MSDCHEM\1\METHODS\8260_5ML\R9G1510.M (RTE Integrator)
Title : 8260 5ML
Last Update : Sat Jul 25 13:19:47 2009
Response via : Initial Calibration



Matrix Spike

Form 1
ORGANIC ANALYSIS DATA SHEET
8260B

Laboratory:	TestAmerica Buffalo			SDG:	
Client:	AECOM - Amherst, NY			Project:	AECOM, Inc. - Scott Aviation site - NY3A9023
Matrix:	Water	Laboratory ID:	9G25007-MS1	File ID:	P0018.D
Sampled:		Prepared:	07/25/09 10:52	Analyzed:	07/25/09 22:46
Solids:		Preparation:	5030B MS	Initial/Final:	5 mL / 5 mL

Batch: 9G25007 Sequence: RG92501 Calibration: R9G1510 Instrument: HP5973P

CAS NO.	COMPOUND	DILUTION	CONC. (ug/L)	Q
71-55-6	1,1,1-Trichloroethane	50	110	JD
79-34-5	1,1,2,2-Tetrachloroethane	50	250	UD
76-13-1	1,1,2-Trichloro-1,2,2-trifluoroethane	50	250	UD
79-00-5	1,1,2-Trichloroethane	50	250	UD
75-34-3	1,1-Dichloroethane	50	66.0	JD
75-35-4	1,1-Dichloroethene	50	1600	D
120-82-1	1,2,4-Trichlorobenzene	50	250	UD
96-12-8	1,2-Dibromo-3-chloropropane	50	250	UD
106-93-4	1,2-Dibromoethane	50	250	UD
95-50-1	1,2-Dichlorobenzene	50	250	UD
107-06-2	1,2-Dichloroethane	50	250	UD
78-87-5	1,2-Dichloropropane	50	250	UD
541-73-1	1,3-Dichlorobenzene	50	250	UD
106-46-7	1,4-Dichlorobenzene	50	250	UD
78-93-3	2-Butanone	50	1200	UD
591-78-6	2-Hexanone	50	1200	UD
108-10-1	4-Methyl-2-pentanone	50	1200	UD
67-64-1	Acetone	50	1200	UD
71-43-2	Benzene	50	1370	D
75-27-4	Bromodichloromethane	50	250	UD
75-25-2	Bromoform	50	250	UD
74-83-9	Bromomethane	50	250	UD
75-15-0	Carbon disulfide	50	250	UD
56-23-5	Carbon Tetrachloride	50	250	UD
108-90-7	Chlorobenzene	50	1280	D
75-00-3	Chloroethane	50	250	UD
67-66-3	Chloroform	50	250	UD
74-87-3	Chloromethane	50	250	UD
156-59-2	cis-1,2-Dichloroethene	50	4690	D
10061-01-5	cis-1,3-Dichloropropene	50	250	UD
110-82-7	Cyclohexane	50	250	UD
124-48-1	Dibromochloromethane	50	250	UD
75-71-8	Dichlorodifluoromethane	50	250	UD
100-41-4	Ethylbenzene	50	250	UD
98-82-8	Isopropylbenzene	50	250	UD
79-20-9	Methyl Acetate	50	250	UD
108-87-2	Methylcyclohexane	50	250	UD
75-09-2	Methylene Chloride	50	250	UD
1634-04-4	Methyl-t-Butyl Ether (MTBE)	50	250	UD

Matrix Spike

Form 1
ORGANIC ANALYSIS DATA SHEET
8260B

Laboratory:	TestAmerica Buffalo		SDG:		
Client:	AECOM - Amherst, NY		Project:	AECOM, Inc. - Scott Aviation site - NY3A9023	
Matrix:	Water	Laboratory ID:	9G25007-MS1	File ID:	P0018.D
Sampled:		Prepared:	07/25/09 10:52	Analyzed:	07/25/09 22:46
Solids:		Preparation:	5030B MS	Initial/Final:	5 mL / 5 mL

Batch: 9G25007 Sequence: RG92501 Calibration: R9G1510 Instrument: HP5973P

CAS NO.	COMPOUND	DILUTION	CONC. (ug/L)	Q
100-42-5	Styrene	50	250	UD
127-18-4	Tetrachloroethene	50	250	UD
108-88-3	Toluene	50	1270	D
156-60-5	trans-1,2-Dichloroethene	50	250	UD
10061-02-6	trans-1,3-Dichloropropene	50	250	UD
79-01-6	Trichloroethene	50	3660	D
75-69-4	Trichlorofluoromethane	50	250	UD
75-01-4	Vinyl chloride	50	412	D
1330-20-7	Xylenes, total	50	750	UD

SYSTEM MONITORING COMPOUND	ADDED (ug/L)	CONC (ug/L)	% REC	QC LIMITS	Q
1,2-Dichloroethane-d4	25.0	31.0	124	66 - 137	D
4-Bromofluorobenzene	25.0	23.7	95	73 - 120	D
Toluene-d8	25.0	24.2	97	71 - 126	D

INTERNAL STANDARD	AREA	RT	REF AREA	REF RT	Q
1,4-Dichlorobenzene-d4	208358	16.74	302534	16.73	
1,4-Difluorobenzene	397881	9.5	517323	9.49	
Chlorobenzene-d5	391488	13.36	527531	13.36	

* Values outside of QC limits

Quantitation Report

Data File : H:\GCMS_VOA\P\072509\P0018.D Vial: 25
Acq On : 25 Jul 2009 22:46 Operator: PQ
Sample : 9G25007-MS1@50X Inst : HP5973 P
Misc : RSG0821-07MS Multiplr: 1.00
MS Integration Params: RTEINT.P
Quant Time: Jul 26 14:04:12 2009 Quant Results File: R9G1510.RES

Quant Method : C:\MSDCHEM\1...\R9G1510.M (RTE Integrator)
Title : 8260 5ML
Last Update : Sun Jul 26 14:01:36 2009
Response via : Initial Calibration
DataAcq Meth : VOA
IS QA File : H:\GCMS_VOA\P\072509\P9996.D (25 Jul 2009 11:56)

Sx E 7/26/09

Internal Standards	R.T.	QIon	Response	Conc Units	Dev(Min) Rcv(Ar)
1) CI10 1,4-Difluorobenzene	9.50	114	397881	25.00 ug/L	0.00 76.91%
43) CI20 Chlorobenzene-D5	13.36	117	391488	25.00 ug/L	0.00 74.21%
62) CI30 1,4-Dichlorobenzene-	16.74	152	208358	25.00 ug/L	0.00 68.87%

System Monitoring Compounds

30) CS87 Dibromofluoromethane	8.58	111	166532	27.98 ug/L	0.00
Spiked Amount 25.000 Range 70 - 130 Recovery = 111.92%					
31) CS15 1,2-Dichloroethane-D	9.01	65	258588	31.01 ug/L	0.00
Spiked Amount 25.000 Range 66 - 137 Recovery = 124.04%					
44) CS05 Toluene-D8	11.39	98	536563	24.16 ug/L	0.00
Spiked Amount 25.000 Range 71 - 126 Recovery = 96.64%					
61) CS10 p-Bromofluorobenzene	15.01	174	163269	23.69 ug/L	0.00
Spiked Amount 25.000 Range 73 - 120 Recovery = 94.76%					

Target Compounds

					Qvalue
2) C290 Dichlorodifluorometh	0.00	85	0	N.D.	
3) C010 Chloromethane	0.00	50	0	N.D.	
4) C020 Vinyl chloride	4.26	62	50777	8.23 ug/L	97
5) C015 Bromomethane	0.00	94	0	N.D.	
6) C025 Chloroethane	0.00	64	0	N.D.	
7) C275 Trichlorofluorometha	0.00	101	0	N.D.	
8) C045 1,1-Dichloroethene	5.96	96	158865	32.01 ug/L #	83
9) C030 Methylene chloride	6.53	84	6360	Below Cal #	79
10) C040 Carbon disulfide	0.00	76	0	N.D.	
11) C036 Acrolein	0.00	56	0	N.D.	
12) C038 Acrylonitrile	0.00	53	0	N.D.	
13) C035 Acetone	5.96	43	111	N.D.	
14) C300 Acetonitrile	0.00	41	0	N.D.	
15) C276 Iodomethane	0.00	142	0	N.D.	
16) C291 1,1,2 Trichloro-1,2,	0.00	101	0	N.D.	
17) C962 T-butyl Methyl Ether	0.00	73	0	N.D.	
18) C057 trans-1,2-Dichloroet	6.85	96	1193	N.D.	
19) C255 Methyl Acetate	0.00	43	0	N.D.	
20) C050 1,1-Dichloroethane	7.36	63	14800	1.32 ug/L	94
21) C125 Vinyl Acetate	0.00	43	0	N.D.	
22) C051 2,2-Dichloropropane	0.00	77	0	N.D.	
23) C056 cis-1,2-Dichloroethe	8.04	96	605479	93.79 ug/L	98
24) C272 Tetrahydrofuran	0.00	42	0	N.D.	
25) C222 Bromochloromethane	0.00	128	0	N.D.	
26) C060 Chloroform	0.00	83	0	N.D.	
27) C115 1,1,1-Trichloroethan	8.68	97	24349	2.20 ug/L	96
28) C120 Carbon tetrachloride	0.00	117	0	N.D.	
29) C116 1,1-Dichloropropene	0.00	75	0	N.D.	
32) C165 Benzene	9.12	78	620481	27.32 ug/L	97

(#) = qualifier out of range (m) = manual integration

MT 8/4/09

Quantitation Report

Data File : H:\GCMS_VOA\P\072509\P0018.D
Acq On : 25 Jul 2009 22:46
Sample : 9G25007-MS1@50X
Misc : RSG0821-07MS
MS Integration Params: RTEINT.P
Quant Time: Jul 26 14:04:12 2009

Vial: 25
Operator: PQ
Inst : HP5973 P
Multiplr: 1.00
Quant Results File: R9G1510.RES

Quant Method : C:\MSDCHEM\1...\R9G1510.M (RTE Integrator)
Title : 8260 5ML
Last Update : Sun Jul 26 14:01:36 2009
Response via : Initial Calibration
DataAcq Meth : VOA

	Compound		R.T.	QIon	Response	Conc Unit	Qvalue
33)	C065	1,2-Dichloroethane	~~9.12~~	~~62~~	~~7122~~	~~0.66 ug/L #~~	1
34)	C110	2-Butanone	0.00	43	0	N.D.	
35)	C256	Cyclohexane	0.00	56	0	N.D.	
36)	C150	Trichloroethene	9.87	95	474802	73.23 ug/L	98
37)	C140	1,2-Dichloropropane	0.00	63	0	N.D.	
38)	C278	Dibromomethane	0.00	93	0	N.D.	
39)	C130	Bromodichloromethane	0.00	83	0	N.D.	
40)	C161	2-Chloroethylvinyl E	0.00	63	0	N.D.	
41)	C012	Methylcycolhexane	0.00	83	0	N.D.	
42)	C145	cis-1,3-Dichloroprop	0.00	75	0	N.D.	
45)	C230	Toluene	11.48	92	399289	25.32 ug/L	99
46)	C170	trans-1,3-Dichloropr	0.00	75	0	N.D.	
47)	C284	Ethyl Methacrylate	0.00	69	0	N.D.	
48)	C160	1,1,2-Trichloroethan	0.00	83	0	N.D.	
49)	C210	4-Methyl-2-pentanone	0.00	43	0	N.D.	
50)	C220	Tetrachloroethene	0.00	166	0	N.D.	
51)	C221	1,3-Dichloropropane	0.00	76	0	N.D.	
52)	C155	Dibromochloromethane	0.00	129	0	N.D.	
53)	C163	1,2-Dibromoethane	0.00	107	0	N.D.	
54)	C215	2-Hexanone	0.00	43	0	N.D.	
55)	C235	Chlorobenzene	13.41	112	462408	25.54 ug/L	98
56)	C281	1,1,1,2-Tetrachloroe	0.00	131	0	N.D.	
57)	C240	Ethylbenzene	13.36	91	477	N.D.	
58)	C246	m,p-Xylene	0.00	106	0	N.D.	
59)	C247	o-Xylene	0.00	106	0	N.D.	
60)	C245	Styrene	0.00	104	0	N.D.	
63)	C180	Bromoform	0.00	173	0	N.D.	
64)	C966	Isopropylbenzene	0.00	105	0	N.D.	
65)	C301	Bromobenzene	0.00	156	0	N.D.	
66)	C225	1,1,2,2-Tetrachloroe	0.00	83	0	N.D.	
67)	C282	1,2,3-Trichloropropa	0.00	110	0	N.D.	
68)	C283	t-1,4-Dichloro-2-But	0.00	89	0	N.D.	
69)	C302	n-Propylbenzene	0.00	91	0	N.D.	
70)	C303	2-Chlorotoluene	0.00	126	0	N.D.	
71)	C289	4-Chlorotoluene	0.00	126	0	N.D.	
72)	C304	1,3,5-Trimethylbenze	0.00	105	0	N.D.	
73)	C306	tert-Butylbenzene	0.00	134	0	N.D.	
74)	C307	1,2,4-Trimethylbenze	0.00	105	0	N.D.	
75)	C308	sec-Butylbenzene	0.00	105	0	N.D.	
76)	C260	1,3-Dichlorobenzene	0.00	146	0	N.D.	
77)	C309	4-Isopropyltoluene	0.00	119	0	N.D.	
78)	C267	1,4-Dichlorobenzene	0.00	146	0	N.D.	
79)	C249	1,2-Dichlorobenzene	0.00	146	0	N.D.	
80)	C310	n-Butylbenzene	0.00	91	0	N.D.	
81)	C286	1,2-Dibromo-3-Chloro	0.00	75	0	N.D.	
82)	C313	1,2,4-Trichlorobenze	0.00	180	0	N.D.	
83)	C316	Hexachlorobutadiene	0.00	225	0	N.D.	
84)	C314	Naphthalene	0.00	128	0	N.D.	
85)	C934	1,2,3-Trichlorobenze	0.00	180	0	N.D.	

(#) = qualifier out of range (m) = manual integration

8/4/2009

Quantitation Report (Not Reviewed)

Data File : H:\GCMS_VOA\P\072509\P0018.D
Acq On : 25 Jul 2009 22:46
Sample : 9G25007-MS1@50X
Misc : RSG0821-07MS
MS Integration Params: RTEINT.P
Quant Time: Jul 26 14:02 2009

Vial: 25
Operator: PQ
Inst : HP5973 P
Multiplr: 1.00

Quant Results File: R9G1510.RES

Method : C:\MSDCHEM\1\METHODS\8260_5ML\R9G1510.M (RTE Integrator)
Title : 8260 5ML
Last Update : Sun Jul 26 14:01:36 2009
Response via : Initial Calibration



Matrix Spike Dup

Form 1
ORGANIC ANALYSIS DATA SHEET
8260B

Laboratory:	TestAmerica Buffalo		SDG:		
Client:	AECOM - Amherst, NY		Project:	AECOM, Inc. - Scott Aviation site - NY3A9023	
Matrix:	Water	Laboratory ID:	9G25007-MSD1	File ID:	P0019.D
Sampled:		Prepared:	07/25/09 10:52	Analyzed:	07/25/09 23:15
Solids:		Preparation:	5030B MS	Initial/Final:	5 mL / 5 mL

Batch: 9G25007 Sequence: RG92501 Calibration: R9G1510 Instrument: HP5973P

CAS NO.	COMPOUND	DILUTION	CONC. (ug/L)	Q
71-55-6	1,1,1-Trichloroethane	50	102	JD
79-34-5	1,1,2,2-Tetrachloroethane	50	250	UD
76-13-1	1,1,2-Trichloro-1,2,2-trifluoroethane	50	250	UD
79-00-5	1,1,2-Trichloroethane	50	250	UD
75-34-3	1,1-Dichloroethane	50	61.5	JD
75-35-4	1,1-Dichloroethene	50	1510	D
120-82-1	1,2,4-Trichlorobenzene	50	250	UD
96-12-8	1,2-Dibromo-3-chloropropane	50	250	UD
106-93-4	1,2-Dibromoethane	50	250	UD
95-50-1	1,2-Dichlorobenzene	50	250	UD
107-06-2	1,2-Dichloroethane	50	250	UD
78-87-5	1,2-Dichloropropane	50	250	UD
541-73-1	1,3-Dichlorobenzene	50	250	UD
106-46-7	1,4-Dichlorobenzene	50	250	UD
78-93-3	2-Butanone	50	1200	UD
591-78-6	2-Hexanone	50	1200	UD
108-10-1	4-Methyl-2-pentanone	50	1200	UD
67-64-1	Acetone	50	1200	UD
71-43-2	Benzene	50	1290	D
75-27-4	Bromodichloromethane	50	250	UD
75-25-2	Bromoform	50	250	UD
74-83-9	Bromomethane	50	250	UD
75-15-0	Carbon disulfide	50	250	UD
56-23-5	Carbon Tetrachloride	50	250	UD
108-90-7	Chlorobenzene	50	1200	D
75-00-3	Chloroethane	50	250	UD
67-66-3	Chloroform	50	250	UD
74-87-3	Chloromethane	50	250	UD
156-59-2	cis-1,2-Dichloroethene	50	4410	D
10061-01-5	cis-1,3-Dichloropropene	50	250	UD
110-82-7	Cyclohexane	50	250	UD
124-48-1	Dibromochloromethane	50	250	UD
75-71-8	Dichlorodifluoromethane	50	250	UD
100-41-4	Ethylbenzene	50	250	UD
98-82-8	Isopropylbenzene	50	250	UD
79-20-9	Methyl Acetate	50	250	UD
108-87-2	Methylcyclohexane	50	250	UD
75-09-2	Methylene Chloride	50	250	UD
1634-04-4	Methyl-t-Butyl Ether (MTBE)	50	250	UD

Matrix Spike Dup

Form 1
ORGANIC ANALYSIS DATA SHEET
8260B

Laboratory:	TestAmerica Buffalo		SDG:		
Client:	AECOM - Amherst, NY		Project:	AECOM, Inc. - Scott Aviation site - NY3A9023	
Matrix:	Water	Laboratory ID:	9G25007-MSD1	File ID:	P0019.D
Sampled:		Prepared:	07/25/09 10:52	Analyzed:	07/25/09 23:15
Solids:		Preparation:	5030B MS	Initial/Final:	5 mL / 5 mL

Batch: 9G25007 Sequence: RG92501 Calibration: R9G1510 Instrument: HP5973P

CAS NO.	COMPOUND	DILUTION	CONC. (ug/L)	Q
100-42-5	Styrene	50	250	UD
127-18-4	Tetrachloroethene	50	250	UD
108-88-3	Toluene	50	1200	D
156-60-5	trans-1,2-Dichloroethene	50	250	UD
10061-02-6	trans-1,3-Dichloropropene	50	250	UD
79-01-6	Trichloroethene	50	3400	D
75-69-4	Trichlorofluoromethane	50	250	UD
75-01-4	Vinyl chloride	50	379	D
1330-20-7	Xylenes, total	50	750	UD

SYSTEM MONITORING COMPOUND	ADDED (ug/L)	CONC (ug/L)	% REC	QC LIMITS	Q
1,2-Dichloroethane-d4	25.0	29.8	119	66 - 137	D
4-Bromofluorobenzene	25.0	23.0	92	73 - 120	D
Toluene-d8	25.0	23.3	93	71 - 126	D

INTERNAL STANDARD	AREA	RT	REF AREA	REF RT	Q
1,4-Dichlorobenzene-d4	220932	16.74	302534	16.73	
1,4-Difluorobenzene	412365	9.5	517323	9.49	
Chlorobenzene-d5	407811	13.36	527531	13.36	

* Values outside of QC limits

Quantitation Report

Data File : H:\GCMS_VOA\P\072509\P0019.D
Acq On : 25 Jul 2009 23:15
Sample : 9G25007-MSD1@50X
Misc : RSG0821-07MSD
MS Integration Params: RTEINT.P
Quant Time: Jul 26 14:04:17 2009

Vial: 26
Operator: PQ
Inst : HP5973 P
Multiplr: 1.00
Quant Results File: R9G1510.RES

Quant Method : C:\MSDCHEM\1...\R9G1510.M (RTE Integrator)
Title : 8260 5ML
Last Update : Sun Jul 26 14:01:36 2009
Response via : Initial Calibration
DataAcq Meth : VOA
IS QA File : H:\GCMS_VOA\P\072509\P9996.D (25 Jul 2009 11:56)

SKE 7/26/09

Internal Standards	R.T.	QIon	Response	Conc Units	Dev(Min) Rcv(Ar)
1) CI10 1,4-Difluorobenzene	9.50	114	412365	25.00 ug/L	0.00 79.71%
43) CI20 Chlorobenzene-D5	13.36	117	407811	25.00 ug/L	0.00 77.31%
62) CI30 1,4-Dichlorobenzene-	16.74	152	220932	25.00 ug/L	0.00 73.03%

System Monitoring Compounds

30) CS87 Dibromofluoromethane	8.58	111	166522	27.00 ug/L	0.00
Spiked Amount 25.000	Range 70 - 130		Recovery = 108.00%		
31) CS15 1,2-Dichloroethane-D	9.01	65	257454	29.79 ug/L	0.00
Spiked Amount 25.000	Range 66 - 137		Recovery = 119.16%		
44) CS05 Toluene-D8	11.39	98	539678	23.32 ug/L	0.00
Spiked Amount 25.000	Range 71 - 126		Recovery = 93.28%		
61) CS10 p-Bromofluorobenzene	15.01	174	164788	22.95 ug/L	0.00
Spiked Amount 25.000	Range 73 - 120		Recovery = 91.80%		

Target Compounds

					Qvalue
2) C290 Dichlorodifluorometh	0.00	85	0	N.D.	
3) C010 Chloromethane	0.00	50	0	N.D.	
4) C020 Vinyl chloride	4.24	62	48448	7.58 ug/L	98
5) C015 Bromomethane	0.00	94	0	N.D.	
6) C025 Chloroethane	0.00	64	0	N.D.	
7) C275 Trichlorofluorometha	0.00	101	0	N.D.	
8) C045 1,1-Dichloroethene	5.96	96	155075	30.15 ug/L #	87
9) C030 Methylene chloride	6.53	84	7067	Below Cal	92
10) C040 Carbon disulfide	0.00	76	0	N.D.	
11) C036 Acrolein	0.00	56	0	N.D.	
12) C038 Acrylonitrile	0.00	53	0	N.D.	
13) C035 Acetone	5.97	43	267	N.D.	
14) C300 Acetonitrile	0.00	41	0	N.D.	
15) C276 Iodomethane	0.00	142	0	N.D.	
16) C291 1,1,2 Trichloro-1,2,	5.95	101	114	N.D.	
17) C962 T-butyl Methyl Ether	0.00	73	0	N.D.	
18) C057 trans-1,2-Dichloroet	6.87	96	1250	N.D.	
19) C255 Methyl Acetate	0.00	43	0	N.D.	
20) C050 1,1-Dichloroethane	7.36	63	14280	1.23 ug/L	97
21) C125 Vinyl Acetate	0.00	43	0	N.D.	
22) C051 2,2-Dichloropropane	0.00	77	0	N.D.	
23) C056 cis-1,2-Dichloroethe	8.04	96	590235	88.21 ug/L	97
24) C272 Tetrahydrofuran	0.00	42	0	N.D.	
25) C222 Bromochloromethane	0.00	128	0	N.D.	
26) C060 Chloroform	8.39	83	117	N.D.	
27) C115 1,1,1-Trichloroethan	8.68	97	23306	2.03 ug/L	97
28) C120 Carbon tetrachloride	0.00	117	0	N.D.	
29) C116 1,1-Dichloropropene	0.00	75	0	N.D.	
32) C165 Benzene	9.12	78	605637	25.73 ug/L	97

(#) = qualifier out of range (m) = manual integration

8/4/2009

Quantitation Report

Data File : H:\GCMS_VOA\P\072509\P0019.D
Acq On : 25 Jul 2009 23:15
Sample : 9G25007-MSD1@50X
Misc : RSG0821-07MSD
MS Integration Params: RTEINT.P
Quant Time: Jul 26 14:04:17 2009

Vial: 26
Operator: PQ
Inst : HP5973 P
Multiplr: 1.00
Quant Results File: R9G1510.RES

Quant Method : C:\MSDCHEM\1...\R9G1510.M (RTE Integrator)
Title : 8260 5ML
Last Update : Sun Jul 26 14:01:36 2009
Response via : Initial Calibration
DataAcq Meth : VOA

	Compound		R.T.	QIon	Response	Conc Unit	Qvalue
33)	C065	1,2-Dichloroethane	~~9.12~~	~~62~~	~~6087~~	~~0.54 ug/L~~ #	1
34)	C110	2-Butanone	0.00	43	0	N.D.	
35)	C256	Cyclohexane	0.00	56	0	N.D.	
36)	C150	Trichloroethene	9.87	95	457671	68.10 ug/L	98
37)	C140	1,2-Dichloropropane	0.00	63	0	N.D.	
38)	C278	Dibromomethane	0.00	93	0	N.D.	
39)	C130	Bromodichloromethane	0.00	83	0	N.D.	
40)	C161	2-Chloroethylvinyl E	0.00	63	0	N.D.	
41)	C012	Methylcycolhexane	0.00	83	0	N.D.	
42)	C145	cis-1,3-Dichloroprop	0.00	75	0	N.D.	
45)	C230	Toluene	11.48	92	392928	23.92 ug/L	99
46)	C170	trans-1,3-Dichloropr	0.00	75	0	N.D.	
47)	C284	Ethyl Methacrylate	0.00	69	0	N.D.	
48)	C160	1,1,2-Trichloroethan	0.00	83	0	N.D.	
49)	C210	4-Methyl-2-pentanone	0.00	43	0	N.D.	
50)	C220	Tetrachloroethene	0.00	166	0	N.D.	
51)	C221	1,3-Dichloropropane	0.00	76	0	N.D.	
52)	C155	Dibromochloromethane	0.00	129	0	N.D.	
53)	C163	1,2-Dibromoethane	0.00	107	0	N.D.	
54)	C215	2-Hexanone	0.00	43	0	N.D.	
55)	C235	Chlorobenzene	13.41	112	451382	23.93 ug/L	99
56)	C281	1,1,1,2-Tetrachloroe	0.00	131	0	N.D.	
57)	C240	Ethylbenzene	13.36	91	642	N.D.	
58)	C246	m,p-Xylene	0.00	106	0	N.D.	
59)	C247	o-Xylene	0.00	106	0	N.D.	
60)	C245	Styrene	0.00	104	0	N.D.	
63)	C180	Bromoform	0.00	173	0	N.D.	
64)	C966	Isopropylbenzene	0.00	105	0	N.D.	
65)	C301	Bromobenzene	0.00	156	0	N.D.	
66)	C225	1,1,2,2-Tetrachloroe	0.00	83	0	N.D.	
67)	C282	1,2,3-Trichloropropa	0.00	110	0	N.D.	
68)	C283	t-1,4-Dichloro-2-But	0.00	89	0	N.D.	
69)	C302	n-Propylbenzene	0.00	91	0	N.D.	
70)	C303	2-Chlorotoluene	0.00	126	0	N.D.	
71)	C289	4-Chlorotoluene	0.00	126	0	N.D.	
72)	C304	1,3,5-Trimethylbenze	0.00	105	0	N.D.	
73)	C306	tert-Butylbenzene	0.00	134	0	N.D.	
74)	C307	1,2,4-Trimethylbenze	0.00	105	0	N.D.	
75)	C308	sec-Butylbenzene	0.00	105	0	N.D.	
76)	C260	1,3-Dichlorobenzene	0.00	146	0	N.D.	
77)	C309	4-Isopropyltoluene	0.00	119	0	N.D.	
78)	C267	1,4-Dichlorobenzene	0.00	146	0	N.D.	
79)	C249	1,2-Dichlorobenzene	0.00	146	0	N.D.	
80)	C310	n-Butylbenzene	0.00	91	0	N.D.	
81)	C286	1,2-Dibromo-3-Chloro	0.00	75	0	N.D.	
82)	C313	1,2,4-Trichlorobenze	0.00	180	0	N.D.	
83)	C316	Hexachlorobutadiene	0.00	225	0	N.D.	
84)	C314	Naphthalene	0.00	128	0	N.D.	
85)	C934	1,2,3-Trichlorobenze	0.00	180	0	N.D.	

(#) = qualifier out of range (m) = manual integration

Quantitation Report (Not Reviewed)

Data File : H:\GCMS_VOA\P\072509\P0019.D
Acq On : 25 Jul 2009 23:15
Sample : 9G25007-MSD1@50X
Misc : RSG0821-07MSD
MS Integration Params: RTEINT.P
Quant Time: Jul 26 14:02 2009

Vial: 26
Operator: PQ
Inst : HP5973 P
Multiplr: 1.00

Quant Results File: R9G1510.RES

Method : C:\MSDCHEM\1\METHODS\8260_5ML\R9G1510.M (RTE Integrator)
Title : 8260 5ML
Last Update : Sun Jul 26 14:01:36 2009
Response via : Initial Calibration



HOLDING TIME SUMMARY
8260B

Laboratory: TestAmerica Buffalo
SDG: DRAFT
Client: AECOM - Amherst, NY
Project: AECOM, Inc. - Scott Aviation site - NY3A9023

Sample Name	Date Collected	Date Received	Date Prepared	Days to Prep	Max Days to Prep	Date Analyzed	Days to Analysis	Max Days to Analysis	Q
FIELD BLANK	07/21/09 14:11	07/22/09 17:30	07/24/09 10:05	3	14	07/24/09 14:17	3	14	
DUPLICATE	07/22/09 12:40	07/22/09 17:30	07/25/09 10:52	3	14	07/25/09 13:51	3	14	
MW-10	07/21/09 12:10	07/22/09 17:30	07/24/09 10:05	3	14	07/24/09 15:14	3	14	
MW-11	07/22/09 11:50	07/22/09 17:30	07/24/09 10:05	2	14	07/24/09 15:42	2	14	
MW-2	07/22/09 09:35	07/22/09 17:30	07/24/09 10:05	2	14	07/24/09 16:11	2	14	
MW-3	07/22/09 10:15	07/22/09 17:30	07/24/09 10:05	2	14	07/24/09 16:39	2	14	
MW-4	07/22/09 13:20	07/22/09 17:30	07/25/09 10:52	3	14	07/25/09 14:19	3	14	
MW-6	07/21/09 10:55	07/22/09 17:30	07/24/09 10:05	3	14	07/24/09 17:36	3	14	
MW-16S	07/22/09 14:50	07/22/09 17:30	07/24/09 10:05	2	14	07/24/09 18:04	2	14	
MW-12	07/22/09 11:00	07/22/09 17:30	07/24/09 10:05	2	14	07/24/09 18:32	2	14	
TRIP BLANK	07/21/09 00:00	07/22/09 17:30	07/24/09 10:05	3	14	07/24/09 19:01	3	14	

PREPARATION BENCH SHEET

9G24038

TestAmerica Buffalo

Printed: 8/4/2009 11:54:23AM

Matrix: Water **Prepared using: GCMS Volatiles - 5030B MS** **Surrogate used: 9071078**

Lab Number	Analysis	Prepared	Initial (mL)	Final (mL)	Spike ID	Source ID	ul Spike	ul Surrogate	Bar Code	Extraction Comments
9G24038-BLK1	QC	07/24/09 10:05	5	5				1		
9G24038-BS1	QC	07/24/09 10:05	5	5	9071127		5000	1		
9G24038-MS1	QC	07/24/09 10:05	5	5	9071127	SG0846-01RE	50000	1		
9G24038-MSD1	QC	07/24/09 10:05	5	5	9071127	SG0846-01RE	50000	1		
RSG0803-01	8260	07/24/09 10:05	5	5				1		A00039,
RSG0821-01	8260 TCL4.3	07/24/09 10:05	5	5				1		A00039,
RSG0821-03	8260 TCL4.3	07/24/09 10:05	5	5				1		A00039,
RSG0821-04	8260 TCL4.3	07/24/09 10:05	5	5				1		A00039,
RSG0821-05	8260 TCL4.3	07/24/09 10:05	5	5				1		A00039,
RSG0821-06	8260 TCL4.3	07/24/09 10:05	5	5				1		A00039,
RSG0821-08	8260 TCL4.3	07/24/09 10:05	5	5				1		A00039,
RSG0821-09	8260 TCL4.3	07/24/09 10:05	5	5				1		A00039, may contain napl
RSG0821-10	8260 TCL4.3	07/24/09 10:05	5	5				1		A00039,
RSG0821-11	8260 TCL4.3	07/24/09 10:05	5	5				1		A00039,
RSG0828-01	8260	07/24/09 10:05	5	5				1		A00039,
RSG0828-02	8260	07/24/09 10:05	5	5				1		A00039,
RSG0846-01RE	8260	07/24/09 10:05	5	5				1		Re-extract added 7/24/2009 by L
RSG0846-01RE	8260 TCL4.3	07/24/09 10:05	5	5				1		Added for BatchQC in: 9G24038
RSG0846-04RE	8260	07/24/09 10:05	5	5				1		Re-extract added 7/24/2009 by L

238/243

Spiking Witnessed By Date

Preparation Reviewed By Date

Extracts Received By Date

PREPARATION BENCH SHEET

9G25007

TestAmerica Buffalo

Printed: 8/4/2009 11:54:44AM

Matrix: Water **Prepared using: GCMS Volatiles - 5030B MS** **Surrogate used: 9071078**

Lab Number	Analysis	Prepared	Initial (mL)	Final (mL)	Spike ID	Source ID	ul Spike	ul Surrogate	Bar Code	Extraction Comments
9G25007-BLK1	QC	07/25/09 10:52	5	5				1		
9G25007-BS1	QC	07/25/09 10:52	5	5	9071127		5000	1		
9G25007-MS1	QC	07/25/09 10:52	5	5	9071127	RSG0821-07	250000	1		
9G25007-MSD1	QC	07/25/09 10:52	5	5	9071127	RSG0821-07	250000	1		
RSG0812-01	8260	07/25/09 10:52	5	5				1		A00039,
RSG0812-02	8260	07/25/09 10:52	5	5				1		A00039,
RSG0812-03	8260	07/25/09 10:52	5	5				1		A00039,
RSG0812-04	8260	07/25/09 10:52	5	5				1		A00039,
RSG0812-05	8260	07/25/09 10:52	5	5				1		A00039,
RSG0812-06	8260	07/25/09 10:52	5	5				1		A00039,
RSG0812-07	8260	07/25/09 10:52	5	5				1		A00039,
RSG0812-08	8260	07/25/09 10:52	5	5				1		A00039,
RSG0812-09	8260	07/25/09 10:52	5	5				1		A00039,
RSG0812-10	8260	07/25/09 10:52	5	5				1		A00039,
RSG0812-11	8260	07/25/09 10:52	5	5				1		A00039,
RSG0812-12	8260	07/25/09 10:52	5	5				1		A00039,
RSG0812-13	8260	07/25/09 10:52	5	5				1		A00039,
RSG0812-14	8260	07/25/09 10:52	5	5				1		A00039,
RSG0812-15	8260	07/25/09 10:52	5	5				1		A00039,
RSG0812-16	8260	07/25/09 10:52	5	5				1		A00039,
RSG0812-17	8260	07/25/09 10:52	5	5				1		A00039,
RSG0821-02	8260 TCL4.3	07/25/09 10:52	5	5				1		A00039,
RSG0821-07	8260	07/25/09 10:52	5	5				1		Added for BatchQC in: 9G25007

239/243

Spiking Witnessed By Date

Preparation Reviewed By Date

Extracts Received By Date

PREPARATION BENCH SHEET

9G25007

TestAmerica Buffalo

Printed: 8/4/2009 11:54:44AM

Matrix: Water **Prepared using: GCMS Volatiles - 5030B MS** **Surrogate used: 9071078**

Lab Number	Analysis	Prepared	Initial (mL)	Final (mL)	Spike ID	Source ID	ul Spike	ul Surrogate	Bar Code	Extraction Comments
RSG0821-07	8260 TCL4.3	07/25/09 10:52	5	5				1		A00039,

240/243

Spiking Witnessed By Date

Preparation Reviewed By Date

Extracts Received By Date

GC/MS VOLATILE INJECTION LOG

Logbook # A09-03-02

Date	Time	Analyst	File #	Sample ID	Job#	Inj. Vol.	Ext. Wt.	D.F.
7/15/09	2103	CDC	P9723	RG91528-Tune	CAL	1µl	—	—
	2129		P9724	-CAL1		5µL		
	—		P9725	-CAL1				
	2226		P9726	-CAL2				
	2254		P9727	-CAL3				
	2322		P9728	-CAL4				
	2351		P9729	-CAL5				
7/16/09	0019		P9730	BLK	—			
	—		P9731	RG91528-CAL6	CAL			
	0115		P9732	-CAL6				
	0144		P9733	-CAL7				
	0212		P9734	-CAL8				
	0240		P9735	-CAL9				
	0308		P9736	-CALA				

REVIEWED BY_____ PAGE 000114

GC/MS VOLATILE INJECTION LOG

Logbook # A09-03-02

STD #	IS/SS MIX #	ReRun?	pH <2	Comments
9060120	—		—	DLS
9070667	9070663/665		—	
9070667			—	NOT USED
9070668			—	8260
9070669			—	(RG91510)
9070670			—	
9070671			—	
—			—	
9070672			—	NOT USED
9070672			—	
9070673			—	8260 ADD
9070674			—	(RG91510-ADD)
9070675			—	
9070676			—	

REVIEWED BY_____ PAGE 000115

GC/MS VOLATILE INJECTION LOG
Logbook # A09-03-02

Date	Time	Analyst	File #	Sample ID	Job#	Inj. Vol.	Ext. Wt.	D.F.
7/24/09	0946	M.	P9947	RG92407-TUN1	QC	1ul	—	—
	1025		P9948	RG92407-CCV1		5ul		—
	1109		P9949	RG92407 CCV2				—
	1138		P9950	9G24038-RS1				—
	1206		P9951	9G24038-BLK1				—
	1257		P9952	RSG0846-01 RE1 e10x	G0846			10
	1320		P9953	04 RE1 e 4x				4
	1349		P9954	RSG0803-01 e10x (R)	G0803			10
	1417		P9955	RSG0821-01	G0821			1
	1445		P9956	02 e1000x				1000
	1514		P9957	03				1
	1542		P9958	04				1
	1611		P9959	05				1
	1639		P9960	06				1
	1707		P9961	07 e200x				200
	1736		P9962	08				1
	1804		P9963	09 e1000x				1000x
	1832		P9964	10				1
	1901		P9965	11				1
	1929		P9966	RSG0828-01 e2x	G0828			2
	1957		P9967	02				1
	2026		P9968	9G24038-MS1 e10x	G0846-01			10
	2054		P9969	MSD1 e10x				10

REVIEWED BY_____ PAGE 000126

GC/MS VOLATILE INJECTION LOG
Logbook # A09-03-02

STD #	IS/SS MIX #	ReRun?	pH <2	Comments
9060120	—	—	—	PASS
9070982	9070668 / 9071077	—	—	8260 5ml (R9G1570)
9061611		—	—	ADD 5ml (R9G1570-ADD)
9071127		—	—	
			✓	
			✓	
			✓	FOAM
			✓	
		Y	✓	DUP RU @ 50X
			✓	
			✓	
			✓	
			✓	
		Y	✓	HISTORY RU @ 50X
			✓	
			✓	HISTORY
			✓	
			✓	
			✓	? FOAM
			✓	
9071127			✓	BATCH QC
			✓	PA

REVIEWED BY_____ PAGE 000127

GC/MS VOLATILE INJECTION LOG

Logbook # A09-03-02

Date	Time	Analyst	File #	Sample ID	Job#	Inj. Vol.	Ext. Wt.	D.F.
7/25/09	0444	DL	P9985	RSG0799-09	G0799	5 ul	7	10
	0512		P9986	-10				40
	0540		P9987	-11				10
	0608		P9988	-12				40
	0637		P9989	-13				40
	0705		P9990	-14				20
	0733		P9991	-15				40
	0801		P9992	-16				10
	0830		P9993	9625115-MS1	-16			10
	0858		P9994	L -MSD1	-16			10
7/25/09	1129	PQ	P9995	RG92501-TUN1	QC	1ul	—	—
	1156		P9996	RG92501-CCV1		5ul	—	—
	1240		P9997	9625007-BS1			—	—
	1308		P9998	9625007-BLK1			—	—
	1351		P9999	RSG0821-02@50x	G0821		—	50
	1419		P0000	07@50x				50
	1448		P0001	RSG0812-01	G0812			1
	1516		P0002	02				1
	1544		P0003	03				1
	1612		P0004	04				1
	1640		P0005	05				1
	1709		P0006	06				1
	1737		P0007	07				1
	1805		P0008	08				1
	1834		P0009	09				1
	1901		P0010	10				1
	1930		P0011	11				1
	1958		P0012	12				1
	2026		P0013	13				1
	2054		P0014	14				1
	2122		P0015	15				1
	2150		P0016	16				1
	2218		P0017	17				1
	2246		P0018	9625007-18 MS1@50x	G0821-07			50
	2315		P0019	-MSD1@50x				50
				ND 7/26/09				

REVIEWED BY_____ PAGE 000128

GC/MS VOLATILE INJECTION LOG

Logbook # A09-03-02

STD #	IS/SS MIX #	ReRun?	pH <2	Comments
	9070663		X	FOAM
	9071077		Z	
			X	
			Z	
			Z	
			X	
			Z	
			X	
9071127			C	
			C	
9060120	—	—		PASS
9070982	9070663/9071077	—		8260 5ml (R961510)
9071127		—		
		—		
			X	
			X	
			X	
			X	
			X	
			X	
			X	
			X	
			X	
			X	
			X	
			X	
			X	
			X	
			X	
			X	
			X	
			X	
			X	
9071127			—	
			—	
				lines not used
				ND 7/26/09

REVIEWED BY_____ PAGE 000129

TestAmerica
THE LEADER IN ENVIRONMENTAL TESTING

Analytical Report

Work Order: RSG0533

Project Description
Earth Tech-Scott Aviation

For:

Dino Zack

AECOM, Inc. - Amherst, NY
100 Corporate Pkwy-Univ Centre
Amherst, NY 14226

Brian Fischer
Project Manager
Brian.Fischer@testamericainc.com

Friday, July 31, 2009

AECOM, Inc. - Amherst, NY
100 Corporate Pkwy-Univ Centre
Amherst, NY 14226

Work Order: RSG0533

Project: Earth Tech-Scott Aviation
Project Number: EARTH

Received: 07/15/09
Reported: 07/31/09 08:24

TestAmerica Buffalo
Current Certifications

As of 1/27/2009

STATE	Program	Cert # / Lab ID
Arkansas	CWA, RCRA, SOIL	88-0686
California*	NELAP CWA, RCRA	01169CA
Connecticut	SDWA, CWA, RCRA, SOIL	PH-0568
Florida*	NELAP CWA, RCRA	E87672
Georgia*	SDWA,NELAP CWA, RCRA	956
Illinois*	NELAP SDWA, CWA, RCRA	200003
Iowa	SW/CS	374
Kansas*	NELAP SDWA, CWA, RCRA	E-10187
Kentucky	SDWA	90029
Kentucky UST	UST	30
Louisiana*	NELAP CWA, RCRA	2031
Maine	SDWA, CWA	NY0044
Maryland	SDWA	294
Massachusetts	SDWA, CWA	M-NY044
Michigan	SDWA	9937
Minnesota	SDWA,CWA, RCRA	036-999-337
New Hampshire*	NELAP SDWA, CWA	233701
New Jersey*	NELAP,SDWA, CWA, RCRA,	NY455
New York*	NELAP, AIR, SDWA, CWA, RCRA,CLP	10026
Oklahoma	CWA, RCRA	9421
Pennsylvania*	NELAP CWA,RCRA	68-00281
Tennessee	SDWA	02970
Texas*	NELAP CWA, RCRA	T104704412-08-TX
USDA	FOREIGN SOIL PERMIT	S-41579
USDOE	Department of Energy	DOECAP-STB
Virginia	SDWA	278
Washington*	NELAP CWA,RCRA	C1677
Wisconsin	CWA, RCRA	998310390
West Virginia	CWA,RCRA	252

*As required under the indicated accreditation, the test results in this report meet all NELAP requirements for parameters for which accre ditation is required or available. Any exceptions to NELAP requirements are noted in this report.

AECOM, Inc. - Amherst, NY
100 Corporate Pkwy-Univ Centre
Amherst, NY 14226

Work Order: RSG0533

Project: Earth Tech-Scott Aviation
Project Number: EARTH

Received: 07/15/09
Reported: 07/31/09 08:24

Case Narrative

According to 40CFR Part 136.3, pH, Chlorine Residual, Dissolved Oxygen, Sulfite, and Temperature analyses are to be performed immediately after aqueous sample collection. When these parameters are not indicated as field (e.g. field-pH), they were not analyzed immediately, but as soon as possible after laboratory receipt.

Due to a current LIMS limitation, the QC samples (Method Blanks and Matrix Spiked Blanks), have the method default MRL instead of the requested MRL. The samples are showing the requested MRL.

A pertinent document is appended to this report, 1 page, is included and is an integral part of this report.

TestAmerica Laboratories, Inc. certifies that the analytical results contained herein apply only to the samples tested as received by our Laboratory.

AECOM, Inc. - Amherst, NY
100 Corporate Pkwy-Univ Centre
Amherst, NY 14226

Work Order: RSG0533

Project: Earth Tech-Scott Aviation
Project Number: EARTH

Received: 07/15/09
Reported: 07/31/09 08:24

DATA QUALIFIERS AND DEFINITIONS

B	Analyte was detected in the associated Method Blank.
D08	Dilution required due to high concentration of target analyte(s)
HFT	The holding time for this test is immediate. It was analyzed in the laboratory as soon as possible after receipt.
J	Analyte detected at a level less than the Reporting Limit (RL) and greater than or equal to the Method Detection Limit (MDL). Concentrations within this range are estimated.
P16	Lab to composite volatile samples by date/time/flow.
SL	Volatile sample was composited in the laboratory prior to analysis.
NR	Any inclusion of NR indicates that the project specific requirements do not require reporting estimated values below the laboratory reporting limit.

AECOM, Inc. - Amherst, NY
100 Corporate Pkwy-Univ Centre
Amherst, NY 14226

Work Order: RSG0533

Project: Earth Tech-Scott Aviation
Project Number: EARTH

Received: 07/15/09
Reported: 07/31/09 08:24

Executive Summary - Detections

Analyte	Sample Result	Data Qualifiers	RL	MDL	Units	Dil Fac	Date Analyzed	Lab Tech	Batch	Method
Sample ID: RSG0533-01 (EFFLUENT - Water)					**Sampled: 07/14/09 16:30**			**Recvd: 07/15/09 07:52**		
General Chemistry Parameters										
pH	**8.39**	HFT	NR	0.00	SU	1.00	07/16/09 01:06	MDM	9G16006	4500-H+ B
Volatile Organic Compounds by EPA 8260B										
2-Butanone	**2.5**	SL,J	25	1.3	ug/L	1.00	07/19/09 19:20	MF	9G19002	8260B
Acetone	**5.1**	SL,J	25	1.3	ug/L	1.00	07/19/09 19:20	MF	9G19002	8260B
Chloroethane	**0.97**	SL,J	5.0	0.32	ug/L	1.00	07/19/09 19:20	MF	9G19002	8260B
cis-1,2-Dichloroethene	**3.2**	SL,J	5.0	0.38	ug/L	1.00	07/19/09 19:20	MF	9G19002	8260B
Vinyl chloride	**1.3**	SL,J	5.0	0.24	ug/L	1.00	07/19/09 19:20	MF	9G19002	8260B
Sample ID: RSG0533-02 (INFLUENT - Water)					**Sampled: 07/14/09 16:30**			**Recvd: 07/15/09 07:52**		
General Chemistry Parameters										
pH	**7.94**	HFT	NR	0.00	SU	1.00	07/16/09 01:06	MDM	9G16006	4500-H+ B
Volatile Organic Compounds by EPA 8260B										
1,1,1-Trichloroethane	**1.5**	SL,J	5.0	0.26	ug/L	1.00	07/19/09 19:45	MF	9G19002	8260B
1,1-Dichloroethane	**18**	SL	5.0	0.38	ug/L	1.00	07/19/09 19:45	MF	9G19002	8260B
1,1-Dichloroethene	**2.2**	SL,J	5.0	0.29	ug/L	1.00	07/19/09 19:45	MF	9G19002	8260B
Acetone	**4.3**	SL,J	25	1.3	ug/L	1.00	07/19/09 19:45	MF	9G19002	8260B
Carbon disulfide	**2.4**	SL,J	5.0	0.19	ug/L	1.00	07/19/09 19:45	MF	9G19002	8260B
Chloroethane	**74**	SL	5.0	0.32	ug/L	1.00	07/19/09 19:45	MF	9G19002	8260B
Toluene	**4.4**	SL,J	5.0	0.51	ug/L	1.00	07/19/09 19:45	MF	9G19002	8260B
trans-1,2-Dichloroethene	**1.8**	SL,J	5.0	0.42	ug/L	1.00	07/19/09 19:45	MF	9G19002	8260B
Trichloroethene	**50**	SL	5.0	0.46	ug/L	1.00	07/19/09 19:45	MF	9G19002	8260B
Sample ID: RSG0533-02RE1 (INFLUENT - Water)					**Sampled: 07/14/09 16:30**			**Recvd: 07/15/09 07:52**		
Volatile Organic Compounds by EPA 8260B										
1,1-Dichloroethane	**16**	D08, SL	8.0	3.1	ug/L	8.00	07/20/09 15:51	RJ	9G20020	8260B
Chloroethane	**71**	D08, SL	8.0	2.6	ug/L	8.00	07/20/09 15:51	RJ	9G20020	8260B
cis-1,2-Dichloroethene	**390**	D08, SL	8.0	3.1	ug/L	8.00	07/20/09 15:51	RJ	9G20020	8260B
Methylene Chloride	**3.8**	D08, SL,J, B	8.0	3.5	ug/L	8.00	07/20/09 15:51	RJ	9G20020	8260B
Toluene	**4.4**	D08, SL,J	8.0	4.1	ug/L	8.00	07/20/09 15:51	RJ	9G20020	8260B
Trichloroethene	**44**	D08, SL	8.0	3.7	ug/L	8.00	07/20/09 15:51	RJ	9G20020	8260B
Vinyl chloride	**210**	D08, SL	8.0	1.9	ug/L	8.00	07/20/09 15:51	RJ	9G20020	8260B

AECOM, Inc. - Amherst, NY
100 Corporate Pkwy-Univ Centre
Amherst, NY 14226

Work Order: RSG0533

Project: Earth Tech-Scott Aviation
Project Number: EARTH

Received: 07/15/09
Reported: 07/31/09 08:24

Sample Summary

Sample Identification	Lab Number	Client Matrix	Date/Time Sampled	Date/Time Received	Sample Qualifiers
EFFLUENT	RSG0533-01	Water	07/14/09 16:30	07/15/09 07:52	P16
INFLUENT	RSG0533-02	Water	07/14/09 16:30	07/15/09 07:52	P16
TRIP BLANK	RSG0533-03	Water	07/14/09	07/15/09 07:52	

AECOM, Inc. - Amherst, NY
100 Corporate Pkwy-Univ Centre
Amherst, NY 14226

Work Order: RSG0533

Project: Earth Tech-Scott Aviation
Project Number: EARTH

Received: 07/15/09
Reported: 07/31/09 08:24

Analytical Report

Analyte	Sample Result	Data Qualifiers	RL	MDL	Units	Dil Fac	Date Analyzed	Lab Tech	Batch	Method
Sample ID: RSG0533-01 (EFFLUENT - Water)					**Sampled: 07/14/09 16:30**			**Recvd: 07/15/09 07:52**		
General Chemistry Parameters										
SGT Total Petroleum Hydrocarbons	ND		5.0	1.9	mg/L	1.00	07/22/09 14:40	RJK	9G22070	1664 SGT
pH	**8.39**	HFT	NA	0.00	SU	1.00	07/16/09 01:06	MDM	9G16006	4500-H+ B
Total Suspended Solids	ND		4.0	4.0	mg/L	1.00	07/17/09 17:10	AP	9G17016	2540D
Volatile Organic Compounds by EPA 8260B										
1,1,1-Trichloroethane	ND	SL	5.0	0.26	ug/L	1.00	07/19/09 19:20	MF	9G19002	8260B
1,1,2,2-Tetrachloroethane	ND	SL	5.0	0.21	ug/L	1.00	07/19/09 19:20	MF	9G19002	8260B
1,1,2-Trichloroethane	ND	SL	5.0	0.23	ug/L	1.00	07/19/09 19:20	MF	9G19002	8260B
1,1,2-Trichloro-1,2,2-trifluoroethane	ND	SL	5.0	0.31	ug/L	1.00	07/19/09 19:20	MF	9G19002	8260B
1,1-Dichloroethane	ND	SL	5.0	0.38	ug/L	1.00	07/19/09 19:20	MF	9G19002	8260B
1,1-Dichloroethene	ND	SL	5.0	0.29	ug/L	1.00	07/19/09 19:20	MF	9G19002	8260B
1,2,4-Trichlorobenzene	ND	SL	5.0	0.41	ug/L	1.00	07/19/09 19:20	MF	9G19002	8260B
1,2-Dibromo-3-chloropropane	ND	SL	5.0	0.39	ug/L	1.00	07/19/09 19:20	MF	9G19002	8260B
1,2-Dibromoethane	ND	SL	5.0	0.17	ug/L	1.00	07/19/09 19:20	MF	9G19002	8260B
1,2-Dichlorobenzene	ND	SL	5.0	0.20	ug/L	1.00	07/19/09 19:20	MF	9G19002	8260B
1,2-Dichloroethane	ND	SL	5.0	0.21	ug/L	1.00	07/19/09 19:20	MF	9G19002	8260B
1,2-Dichloropropane	ND	SL	5.0	0.32	ug/L	1.00	07/19/09 19:20	MF	9G19002	8260B
1,3-Dichlorobenzene	ND	SL	5.0	0.36	ug/L	1.00	07/19/09 19:20	MF	9G19002	8260B
1,4-Dichlorobenzene	ND	SL	5.0	0.39	ug/L	1.00	07/19/09 19:20	MF	9G19002	8260B
2-Butanone	**2.5**	SL,J	25	1.3	ug/L	1.00	07/19/09 19:20	MF	9G19002	8260B
2-Hexanone	ND	SL	25	1.2	ug/L	1.00	07/19/09 19:20	MF	9G19002	8260B
4-Methyl-2-pentanone	ND	SL	25	0.91	ug/L	1.00	07/19/09 19:20	MF	9G19002	8260B
Acetone	**5.1**	SL,J	25	1.3	ug/L	1.00	07/19/09 19:20	MF	9G19002	8260B
Benzene	ND	SL	5.0	0.41	ug/L	1.00	07/19/09 19:20	MF	9G19002	8260B
Bromodichloromethane	ND	SL	5.0	0.39	ug/L	1.00	07/19/09 19:20	MF	9G19002	8260B
Bromoform	ND	SL	5.0	0.26	ug/L	1.00	07/19/09 19:20	MF	9G19002	8260B
Bromomethane	ND	SL	5.0	0.28	ug/L	1.00	07/19/09 19:20	MF	9G19002	8260B
Carbon disulfide	ND	SL	5.0	0.19	ug/L	1.00	07/19/09 19:20	MF	9G19002	8260B
Carbon Tetrachloride	ND	SL	5.0	0.27	ug/L	1.00	07/19/09 19:20	MF	9G19002	8260B
Chlorobenzene	ND	SL	5.0	0.32	ug/L	1.00	07/19/09 19:20	MF	9G19002	8260B
Dibromochloromethane	ND	SL	5.0	0.32	ug/L	1.00	07/19/09 19:20	MF	9G19002	8260B
Chloroethane	**0.97**	SL,J	5.0	0.32	ug/L	1.00	07/19/09 19:20	MF	9G19002	8260B
Chloroform	ND	SL	5.0	0.34	ug/L	1.00	07/19/09 19:20	MF	9G19002	8260B
Chloromethane	ND	SL	5.0	0.35	ug/L	1.00	07/19/09 19:20	MF	9G19002	8260B
cis-1,2-Dichloroethene	**3.2**	SL,J	5.0	0.38	ug/L	1.00	07/19/09 19:20	MF	9G19002	8260B
cis-1,3-Dichloropropene	ND	SL	5.0	0.36	ug/L	1.00	07/19/09 19:20	MF	9G19002	8260B
Cyclohexane	ND	SL	5.0	0.53	ug/L	1.00	07/19/09 19:20	MF	9G19002	8260B
Dichlorodifluoromethane	ND	SL	5.0	0.29	ug/L	1.00	07/19/09 19:20	MF	9G19002	8260B
Ethylbenzene	ND	SL	5.0	0.18	ug/L	1.00	07/19/09 19:20	MF	9G19002	8260B
Isopropylbenzene	ND	SL	5.0	0.19	ug/L	1.00	07/19/09 19:20	MF	9G19002	8260B
Methyl Acetate	ND	SL	5.0	0.50	ug/L	1.00	07/19/09 19:20	MF	9G19002	8260B
Methyl-t-Butyl Ether (MTBE)	ND	SL	5.0	0.16	ug/L	1.00	07/19/09 19:20	MF	9G19002	8260B
Methylcyclohexane	ND	SL	5.0	0.50	ug/L	1.00	07/19/09 19:20	MF	9G19002	8260B
Methylene Chloride	ND	SL	5.0	0.44	ug/L	1.00	07/19/09 19:20	MF	9G19002	8260B
Styrene	ND	SL	5.0	0.18	ug/L	1.00	07/19/09 19:20	MF	9G19002	8260B
Tetrachloroethene	ND	SL	5.0	0.36	ug/L	1.00	07/19/09 19:20	MF	9G19002	8260B
Toluene	ND	SL	5.0	0.51	ug/L	1.00	07/19/09 19:20	MF	9G19002	8260B
trans-1,2-Dichloroethene	ND	SL	5.0	0.42	ug/L	1.00	07/19/09 19:20	MF	9G19002	8260B

AECOM, Inc. - Amherst, NY
100 Corporate Pkwy-Univ Centre
Amherst, NY 14226

Work Order: RSG0533

Project: Earth Tech-Scott Aviation
Project Number: EARTH

Received: 07/15/09
Reported: 07/31/09 08:24

Analytical Report

Analyte	Sample Result	Data Qualifiers	RL	MDL	Units	Dil Fac	Date Analyzed	Lab Tech	Batch	Method
Sample ID: RSG0533-01 (EFFLUENT - Water) - cont.						**Sampled: 07/14/09 16:30**		**Recvd: 07/15/09 07:52**		
Volatile Organic Compounds by EPA 8260B - cont.										
trans-1,3-Dichloropropene	ND	SL	5.0	0.37	ug/L	1.00	07/19/09 19:20	MF	9G19002	8260B
Trichloroethene	ND	SL	5.0	0.46	ug/L	1.00	07/19/09 19:20	MF	9G19002	8260B
Trichlorofluoromethane	ND	SL	5.0	0.15	ug/L	1.00	07/19/09 19:20	MF	9G19002	8260B
Vinyl chloride	**1.3**	SL,J	5.0	0.24	ug/L	1.00	07/19/09 19:20	MF	9G19002	8260B
Xylenes, total	ND	SL	15	0.66	ug/L	1.00	07/19/09 19:20	MF	9G19002	8260B
1,2-Dichloroethane-d4	*104 %*	*SL*	*Surr Limits: (66-137%)*				*07/19/09 19:20*	*MF*	*9G19002*	*8260B*
4-Bromofluorobenzene	*95 %*	*SL*	*Surr Limits: (73-120%)*				*07/19/09 19:20*	*MF*	*9G19002*	*8260B*
Toluene-d8	*99 %*	*SL*	*Surr Limits: (71-126%)*				*07/19/09 19:20*	*MF*	*9G19002*	*8260B*

AECOM, Inc. - Amherst, NY
100 Corporate Pkwy-Univ Centre
Amherst, NY 14226

Work Order: RSG0533

Project: Earth Tech-Scott Aviation
Project Number: EARTH

Received: 07/15/09
Reported: 07/31/09 08:24

Analytical Report

Analyte	Sample Result	Data Qualifiers	RL	MDL	Units	Dil Fac	Date Analyzed	Lab Tech	Batch	Method
Sample ID: RSG0533-02 (INFLUENT - Water)						**Sampled: 07/14/09 16:30**		**Recvd: 07/15/09 07:52**		
General Chemistry Parameters										
SGT Total Petroleum Hydrocarbons	ND		5.0	1.9	mg/L	1.00	07/22/09 14:40	RJK	9G22070	1664 SGT
pH	**7.94**	HFT	NA	0.00	SU	1.00	07/16/09 01:06	MDM	9G16006	4500-H+ B
Total Suspended Solids	ND		4.0	4.0	mg/L	1.00	07/17/09 17:10	AP	9G17016	2540D
Volatile Organic Compounds by EPA 8260B										
1,1,1-Trichloroethane	**1.5**	SL,J	5.0	0.26	ug/L	1.00	07/19/09 19:45	MF	9G19002	8260B
1,1,2,2-Tetrachloroethane	ND	SL	5.0	0.21	ug/L	1.00	07/19/09 19:45	MF	9G19002	8260B
1,1,2-Trichloroethane	ND	SL	5.0	0.23	ug/L	1.00	07/19/09 19:45	MF	9G19002	8260B
1,1,2-Trichloro-1,2,2-trifluoroethane	ND	SL	5.0	0.31	ug/L	1.00	07/19/09 19:45	MF	9G19002	8260B
1,1-Dichloroethane	**18**	SL	5.0	0.38	ug/L	1.00	07/19/09 19:45	MF	9G19002	8260B
1,1-Dichloroethene	**2.2**	SL,J	5.0	0.29	ug/L	1.00	07/19/09 19:45	MF	9G19002	8260B
1,2,4-Trichlorobenzene	ND	SL	5.0	0.41	ug/L	1.00	07/19/09 19:45	MF	9G19002	8260B
1,2-Dibromo-3-chloropropane	ND	SL	5.0	0.39	ug/L	1.00	07/19/09 19:45	MF	9G19002	8260B
1,2-Dibromoethane	ND	SL	5.0	0.17	ug/L	1.00	07/19/09 19:45	MF	9G19002	8260B
1,2-Dichlorobenzene	ND	SL	5.0	0.20	ug/L	1.00	07/19/09 19:45	MF	9G19002	8260B
1,2-Dichloroethane	ND	SL	5.0	0.21	ug/L	1.00	07/19/09 19:45	MF	9G19002	8260B
1,2-Dichloropropane	ND	SL	5.0	0.32	ug/L	1.00	07/19/09 19:45	MF	9G19002	8260B
1,3-Dichlorobenzene	ND	SL	5.0	0.36	ug/L	1.00	07/19/09 19:45	MF	9G19002	8260B
1,4-Dichlorobenzene	ND	SL	5.0	0.39	ug/L	1.00	07/19/09 19:45	MF	9G19002	8260B
2-Butanone	ND	SL	25	1.3	ug/L	1.00	07/19/09 19:45	MF	9G19002	8260B
2-Hexanone	ND	SL	25	1.2	ug/L	1.00	07/19/09 19:45	MF	9G19002	8260B
4-Methyl-2-pentanone	ND	SL	25	0.91	ug/L	1.00	07/19/09 19:45	MF	9G19002	8260B
Acetone	**4.3**	SL,J	25	1.3	ug/L	1.00	07/19/09 19:45	MF	9G19002	8260B
Benzene	ND	SL	5.0	0.41	ug/L	1.00	07/19/09 19:45	MF	9G19002	8260B
Bromodichloromethane	ND	SL	5.0	0.39	ug/L	1.00	07/19/09 19:45	MF	9G19002	8260B
Bromoform	ND	SL	5.0	0.26	ug/L	1.00	07/19/09 19:45	MF	9G19002	8260B
Bromomethane	ND	SL	5.0	0.28	ug/L	1.00	07/19/09 19:45	MF	9G19002	8260B
Carbon disulfide	**2.4**	SL,J	5.0	0.19	ug/L	1.00	07/19/09 19:45	MF	9G19002	8260B
Carbon Tetrachloride	ND	SL	5.0	0.27	ug/L	1.00	07/19/09 19:45	MF	9G19002	8260B
Chlorobenzene	ND	SL	5.0	0.32	ug/L	1.00	07/19/09 19:45	MF	9G19002	8260B
Dibromochloromethane	ND	SL	5.0	0.32	ug/L	1.00	07/19/09 19:45	MF	9G19002	8260B
Chloroethane	**74**	SL	5.0	0.32	ug/L	1.00	07/19/09 19:45	MF	9G19002	8260B
Chloroform	ND	SL	5.0	0.34	ug/L	1.00	07/19/09 19:45	MF	9G19002	8260B
Chloromethane	ND	SL	5.0	0.35	ug/L	1.00	07/19/09 19:45	MF	9G19002	8260B
cis-1,3-Dichloropropene	ND	SL	5.0	0.36	ug/L	1.00	07/19/09 19:45	MF	9G19002	8260B
Cyclohexane	ND	SL	5.0	0.53	ug/L	1.00	07/19/09 19:45	MF	9G19002	8260B
Dichlorodifluoromethane	ND	SL	5.0	0.29	ug/L	1.00	07/19/09 19:45	MF	9G19002	8260B
Ethylbenzene	ND	SL	5.0	0.18	ug/L	1.00	07/19/09 19:45	MF	9G19002	8260B
Isopropylbenzene	ND	SL	5.0	0.19	ug/L	1.00	07/19/09 19:45	MF	9G19002	8260B
Methyl Acetate	ND	SL	5.0	0.50	ug/L	1.00	07/19/09 19:45	MF	9G19002	8260B
Methyl-t-Butyl Ether (MTBE)	ND	SL	5.0	0.16	ug/L	1.00	07/19/09 19:45	MF	9G19002	8260B
Methylcyclohexane	ND	SL	5.0	0.50	ug/L	1.00	07/19/09 19:45	MF	9G19002	8260B
Methylene Chloride	ND	SL	5.0	0.44	ug/L	1.00	07/19/09 19:45	MF	9G19002	8260B
Styrene	ND	SL	5.0	0.18	ug/L	1.00	07/19/09 19:45	MF	9G19002	8260B
Tetrachloroethene	ND	SL	5.0	0.36	ug/L	1.00	07/19/09 19:45	MF	9G19002	8260B
Toluene	**4.4**	SL,J	5.0	0.51	ug/L	1.00	07/19/09 19:45	MF	9G19002	8260B
trans-1,2-Dichloroethene	**1.8**	SL,J	5.0	0.42	ug/L	1.00	07/19/09 19:45	MF	9G19002	8260B

AECOM, Inc. - Amherst, NY
100 Corporate Pkwy-Univ Centre
Amherst, NY 14226

Work Order: RSG0533

Project: Earth Tech-Scott Aviation
Project Number: EARTH

Received: 07/15/09
Reported: 07/31/09 08:24

Analytical Report

Analyte	Sample Result	Data Qualifiers	RL	MDL	Units	Dil Fac	Date Analyzed	Lab Tech	Batch	Method
Sample ID: RSG0533-02 (INFLUENT - Water) - cont.						**Sampled: 07/14/09 16:30**		**Recvd: 07/15/09 07:52**		
Volatile Organic Compounds by EPA 8260B - cont.										
trans-1,3-Dichloropropene	ND	SL	5.0	0.37	ug/L	1.00	07/19/09 19:45	MF	9G19002	8260B
Trichloroethene	**50**	SL	5.0	0.46	ug/L	1.00	07/19/09 19:45	MF	9G19002	8260B
Trichlorofluoromethane	ND	SL	5.0	0.15	ug/L	1.00	07/19/09 19:45	MF	9G19002	8260B
Xylenes, total	ND	SL	15	0.66	ug/L	1.00	07/19/09 19:45	MF	9G19002	8260B
1,2-Dichloroethane-d4	*103 %*	*SL*	*Surr Limits: (66-137%)*				*07/19/09 19:45*	*MF*	*9G19002*	*8260B*
4-Bromofluorobenzene	*94 %*	*SL*	*Surr Limits: (73-120%)*				*07/19/09 19:45*	*MF*	*9G19002*	*8260B*
Toluene-d8	*99 %*	*SL*	*Surr Limits: (71-126%)*				*07/19/09 19:45*	*MF*	*9G19002*	*8260B*

AECOM, Inc. - Amherst, NY
100 Corporate Pkwy-Univ Centre
Amherst, NY 14226

Work Order: RSG0533

Project: Earth Tech-Scott Aviation
Project Number: EARTH

Received: 07/15/09
Reported: 07/31/09 08:24

Analytical Report

Analyte	Sample Result	Data Qualifiers	RL	MDL	Units	Dil Fac	Date Analyzed	Lab Tech	Batch	Method
Sample ID: RSG0533-02RE1 (INFLUENT - Water)					**Sampled: 07/14/09 16:30**			**Recvd: 07/15/09 07:52**		
Volatile Organic Compounds by EPA 8260B										
1,1,1-Trichloroethane	ND	D08, SL	8.0	2.1	ug/L	8.00	07/20/09 15:51	RJ	9G20020	8260B
1,1,2,2-Tetrachloroethane	ND	D08, SL	8.0	1.7	ug/L	8.00	07/20/09 15:51	RJ	9G20020	8260B
1,1,2-Trichloroethane	ND	D08, SL	8.0	1.8	ug/L	8.00	07/20/09 15:51	RJ	9G20020	8260B
1,1,2-Trichloro-1,2,2-trifluoroethane	ND	D08, SL	8.0	2.5	ug/L	8.00	07/20/09 15:51	RJ	9G20020	8260B
1,1-Dichloroethane	**16**	D08, SL	8.0	3.1	ug/L	8.00	07/20/09 15:51	RJ	9G20020	8260B
1,1-Dichloroethene	ND	D08, SL	8.0	2.3	ug/L	8.00	07/20/09 15:51	RJ	9G20020	8260B
1,2,4-Trichlorobenzene	ND	D08, SL	8.0	3.3	ug/L	8.00	07/20/09 15:51	RJ	9G20020	8260B
1,2-Dibromo-3-chloropropane	ND	D08, SL	8.0	3.1	ug/L	8.00	07/20/09 15:51	RJ	9G20020	8260B
1,2-Dibromoethane	ND	D08, SL	8.0	1.3	ug/L	8.00	07/20/09 15:51	RJ	9G20020	8260B
1,2-Dichlorobenzene	ND	D08, SL	8.0	1.6	ug/L	8.00	07/20/09 15:51	RJ	9G20020	8260B
1,2-Dichloroethane	ND	D08, SL	8.0	1.7	ug/L	8.00	07/20/09 15:51	RJ	9G20020	8260B
1,2-Dichloropropane	ND	D08, SL	8.0	2.6	ug/L	8.00	07/20/09 15:51	RJ	9G20020	8260B
1,3-Dichlorobenzene	ND	D08, SL	8.0	2.8	ug/L	8.00	07/20/09 15:51	RJ	9G20020	8260B
1,4-Dichlorobenzene	ND	D08, SL	8.0	3.1	ug/L	8.00	07/20/09 15:51	RJ	9G20020	8260B
2-Butanone	ND	D08, SL	40	11	ug/L	8.00	07/20/09 15:51	RJ	9G20020	8260B
2-Hexanone	ND	D08, SL	40	9.9	ug/L	8.00	07/20/09 15:51	RJ	9G20020	8260B
4-Methyl-2-pentanone	ND	D08, SL	40	7.3	ug/L	8.00	07/20/09 15:51	RJ	9G20020	8260B
Acetone	ND	D08, SL	40	11	ug/L	8.00	07/20/09 15:51	RJ	9G20020	8260B
Benzene	ND	D08, SL	8.0	3.3	ug/L	8.00	07/20/09 15:51	RJ	9G20020	8260B
Bromodichloromethane	ND	D08, SL	8.0	3.1	ug/L	8.00	07/20/09 15:51	RJ	9G20020	8260B
Bromoform	ND	D08, SL	8.0	2.1	ug/L	8.00	07/20/09 15:51	RJ	9G20020	8260B
Bromomethane	ND	D08, SL	8.0	2.3	ug/L	8.00	07/20/09 15:51	RJ	9G20020	8260B
Carbon disulfide	ND	D08, SL	8.0	1.6	ug/L	8.00	07/20/09 15:51	RJ	9G20020	8260B
Carbon Tetrachloride	ND	D08, SL	8.0	2.1	ug/L	8.00	07/20/09 15:51	RJ	9G20020	8260B
Chlorobenzene	ND	D08, SL	8.0	2.5	ug/L	8.00	07/20/09 15:51	RJ	9G20020	8260B
Dibromochloromethane	ND	D08, SL	8.0	2.6	ug/L	8.00	07/20/09 15:51	RJ	9G20020	8260B
Chloroethane	**71**	D08, SL	8.0	2.6	ug/L	8.00	07/20/09 15:51	RJ	9G20020	8260B
Chloroform	ND	D08, SL	8.0	2.7	ug/L	8.00	07/20/09 15:51	RJ	9G20020	8260B
Chloromethane	ND	D08, SL	8.0	2.8	ug/L	8.00	07/20/09 15:51	RJ	9G20020	8260B
cis-1,2-Dichloroethene	**390**	D08, SL	8.0	3.1	ug/L	8.00	07/20/09 15:51	RJ	9G20020	8260B
cis-1,3-Dichloropropene	ND	D08, SL	8.0	2.8	ug/L	8.00	07/20/09 15:51	RJ	9G20020	8260B
Cyclohexane	ND	D08, SL	8.0	4.3	ug/L	8.00	07/20/09 15:51	RJ	9G20020	8260B
Dichlorodifluoromethane	ND	D08, SL	8.0	2.3	ug/L	8.00	07/20/09 15:51	RJ	9G20020	8260B
Ethylbenzene	ND	D08, SL	8.0	1.5	ug/L	8.00	07/20/09 15:51	RJ	9G20020	8260B
Isopropylbenzene	ND	D08, SL	8.0	1.5	ug/L	8.00	07/20/09 15:51	RJ	9G20020	8260B
Methyl Acetate	ND	D08, SL	8.0	4.0	ug/L	8.00	07/20/09 15:51	RJ	9G20020	8260B
Methyl-t-Butyl Ether (MTBE)	ND	D08, SL	8.0	1.3	ug/L	8.00	07/20/09 15:51	RJ	9G20020	8260B
Methylcyclohexane	ND	D08, SL	8.0	4.0	ug/L	8.00	07/20/09 15:51	RJ	9G20020	8260B
Methylene Chloride	**3.8**	D08, SL,J, B	8.0	3.5	ug/L	8.00	07/20/09 15:51	RJ	9G20020	8260B
Styrene	ND	D08, SL	8.0	1.5	ug/L	8.00	07/20/09 15:51	RJ	9G20020	8260B
Tetrachloroethene	ND	D08, SL	8.0	2.9	ug/L	8.00	07/20/09 15:51	RJ	9G20020	8260B
Toluene	**4.4**	D08, SL,J	8.0	4.1	ug/L	8.00	07/20/09 15:51	RJ	9G20020	8260B
trans-1,2-Dichloroethene	ND	D08, SL	8.0	3.4	ug/L	8.00	07/20/09 15:51	RJ	9G20020	8260B
trans-1,3-Dichloropropene	ND	D08, SL	8.0	2.9	ug/L	8.00	07/20/09 15:51	RJ	9G20020	8260B
Trichloroethene	**44**	D08, SL	8.0	3.7	ug/L	8.00	07/20/09 15:51	RJ	9G20020	8260B
Trichlorofluoromethane	ND	D08, SL	8.0	1.2	ug/L	8.00	07/20/09 15:51	RJ	9G20020	8260B
Vinyl chloride	**210**	D08, SL	8.0	1.9	ug/L	8.00	07/20/09 15:51	RJ	9G20020	8260B

AECOM, Inc. - Amherst, NY
100 Corporate Pkwy-Univ Centre
Amherst, NY 14226

Work Order: RSG0533

Project: Earth Tech-Scott Aviation
Project Number: EARTH

Received: 07/15/09
Reported: 07/31/09 08:24

Analytical Report

Analyte	Sample Result	Data Qualifiers	RL	MDL	Units	Dil Fac	Date Analyzed	Lab Tech	Batch	Method
Sample ID: RSG0533-02RE1 (INFLUENT - Water) - cont.						**Sampled: 07/14/09 16:30**		**Recvd: 07/15/09 07:52**		
Volatile Organic Compounds by EPA 8260B - cont.										
Xylenes, total	ND	D08, SL	24	5.3	ug/L	8.00	07/20/09 15:51	RJ	9G20020	8260B
1,2-Dichloroethane-d4	*101 %*	*D08, SL*	*Surr Limits: (66-137%)*				*07/20/09 15:51*	*RJ*	*9G20020*	*8260B*
4-Bromofluorobenzene	*94 %*	*D08, SL*	*Surr Limits: (73-120%)*				*07/20/09 15:51*	*RJ*	*9G20020*	*8260B*
Toluene-d8	*99 %*	*D08, SL*	*Surr Limits: (71-126%)*				*07/20/09 15:51*	*RJ*	*9G20020*	*8260B*

AECOM, Inc. - Amherst, NY
100 Corporate Pkwy-Univ Centre
Amherst, NY 14226

Work Order: RSG0533

Project: Earth Tech-Scott Aviation
Project Number: EARTH

Received: 07/15/09
Reported: 07/31/09 08:24

Analytical Report

Analyte	Sample Result	Data Qualifiers	RL	MDL	Units	Dil Fac	Date Analyzed	Lab Tech	Batch	Method
Sample ID: RSG0533-03 (TRIP BLANK - Water)					**Sampled: 07/14/09**			**Recvd: 07/15/09 07:52**		
Volatile Organic Compounds by EPA 8260B										
1,1,1-Trichloroethane	ND		5.0	0.26	ug/L	1.00	07/19/09 20:09	MF	9G19002	8260B
1,1,2,2-Tetrachloroethane	ND		5.0	0.21	ug/L	1.00	07/19/09 20:09	MF	9G19002	8260B
1,1,2-Trichloroethane	ND		5.0	0.23	ug/L	1.00	07/19/09 20:09	MF	9G19002	8260B
1,1,2-Trichloro-1,2,2-trifluoroethane	ND		5.0	0.31	ug/L	1.00	07/19/09 20:09	MF	9G19002	8260B
1,1-Dichloroethane	ND		5.0	0.38	ug/L	1.00	07/19/09 20:09	MF	9G19002	8260B
1,1-Dichloroethene	ND		5.0	0.29	ug/L	1.00	07/19/09 20:09	MF	9G19002	8260B
1,2,4-Trichlorobenzene	ND		5.0	0.41	ug/L	1.00	07/19/09 20:09	MF	9G19002	8260B
1,2-Dibromo-3-chloropropane	ND		5.0	0.39	ug/L	1.00	07/19/09 20:09	MF	9G19002	8260B
1,2-Dibromoethane	ND		5.0	0.17	ug/L	1.00	07/19/09 20:09	MF	9G19002	8260B
1,2-Dichlorobenzene	ND		5.0	0.20	ug/L	1.00	07/19/09 20:09	MF	9G19002	8260B
1,2-Dichloroethane	ND		5.0	0.21	ug/L	1.00	07/19/09 20:09	MF	9G19002	8260B
1,2-Dichloropropane	ND		5.0	0.32	ug/L	1.00	07/19/09 20:09	MF	9G19002	8260B
1,3-Dichlorobenzene	ND		5.0	0.36	ug/L	1.00	07/19/09 20:09	MF	9G19002	8260B
1,4-Dichlorobenzene	ND		5.0	0.39	ug/L	1.00	07/19/09 20:09	MF	9G19002	8260B
2-Butanone	ND		25	1.3	ug/L	1.00	07/19/09 20:09	MF	9G19002	8260B
2-Hexanone	ND		25	1.2	ug/L	1.00	07/19/09 20:09	MF	9G19002	8260B
4-Methyl-2-pentanone	ND		25	0.91	ug/L	1.00	07/19/09 20:09	MF	9G19002	8260B
Acetone	ND		25	1.3	ug/L	1.00	07/19/09 20:09	MF	9G19002	8260B
Benzene	ND		5.0	0.41	ug/L	1.00	07/19/09 20:09	MF	9G19002	8260B
Bromodichloromethane	ND		5.0	0.39	ug/L	1.00	07/19/09 20:09	MF	9G19002	8260B
Bromoform	ND		5.0	0.26	ug/L	1.00	07/19/09 20:09	MF	9G19002	8260B
Bromomethane	ND		5.0	0.28	ug/L	1.00	07/19/09 20:09	MF	9G19002	8260B
Carbon disulfide	ND		5.0	0.19	ug/L	1.00	07/19/09 20:09	MF	9G19002	8260B
Carbon Tetrachloride	ND		5.0	0.27	ug/L	1.00	07/19/09 20:09	MF	9G19002	8260B
Chlorobenzene	ND		5.0	0.32	ug/L	1.00	07/19/09 20:09	MF	9G19002	8260B
Dibromochloromethane	ND		5.0	0.32	ug/L	1.00	07/19/09 20:09	MF	9G19002	8260B
Chloroethane	ND		5.0	0.32	ug/L	1.00	07/19/09 20:09	MF	9G19002	8260B
Chloroform	ND		5.0	0.34	ug/L	1.00	07/19/09 20:09	MF	9G19002	8260B
Chloromethane	ND		5.0	0.35	ug/L	1.00	07/19/09 20:09	MF	9G19002	8260B
cis-1,2-Dichloroethene	ND		5.0	0.38	ug/L	1.00	07/19/09 20:09	MF	9G19002	8260B
cis-1,3-Dichloropropene	ND		5.0	0.36	ug/L	1.00	07/19/09 20:09	MF	9G19002	8260B
Cyclohexane	ND		5.0	0.53	ug/L	1.00	07/19/09 20:09	MF	9G19002	8260B
Dichlorodifluoromethane	ND		5.0	0.29	ug/L	1.00	07/19/09 20:09	MF	9G19002	8260B
Ethylbenzene	ND		5.0	0.18	ug/L	1.00	07/19/09 20:09	MF	9G19002	8260B
Isopropylbenzene	ND		5.0	0.19	ug/L	1.00	07/19/09 20:09	MF	9G19002	8260B
Methyl Acetate	ND		5.0	0.50	ug/L	1.00	07/19/09 20:09	MF	9G19002	8260B
Methyl-t-Butyl Ether (MTBE)	ND		5.0	0.16	ug/L	1.00	07/19/09 20:09	MF	9G19002	8260B
Methylcyclohexane	ND		5.0	0.50	ug/L	1.00	07/19/09 20:09	MF	9G19002	8260B
Methylene Chloride	ND		5.0	0.44	ug/L	1.00	07/19/09 20:09	MF	9G19002	8260B
Styrene	ND		5.0	0.18	ug/L	1.00	07/19/09 20:09	MF	9G19002	8260B
Tetrachloroethene	ND		5.0	0.36	ug/L	1.00	07/19/09 20:09	MF	9G19002	8260B
Toluene	ND		5.0	0.51	ug/L	1.00	07/19/09 20:09	MF	9G19002	8260B
trans-1,2-Dichloroethene	ND		5.0	0.42	ug/L	1.00	07/19/09 20:09	MF	9G19002	8260B
trans-1,3-Dichloropropene	ND		5.0	0.37	ug/L	1.00	07/19/09 20:09	MF	9G19002	8260B
Trichloroethene	ND		5.0	0.46	ug/L	1.00	07/19/09 20:09	MF	9G19002	8260B
Trichlorofluoromethane	ND		5.0	0.15	ug/L	1.00	07/19/09 20:09	MF	9G19002	8260B
Vinyl chloride	ND		5.0	0.24	ug/L	1.00	07/19/09 20:09	MF	9G19002	8260B
Xylenes, total	ND		15	0.66	ug/L	1.00	07/19/09 20:09	MF	9G19002	8260B

AECOM, Inc. - Amherst, NY
100 Corporate Pkwy-Univ Centre
Amherst, NY 14226

Work Order: RSG0533

Project: Earth Tech-Scott Aviation
Project Number: EARTH

Received: 07/15/09
Reported: 07/31/09 08:24

Analytical Report

Analyte	Sample Result	Data Qualifiers	RL	MDL	Units	Dil Fac	Date Analyzed	Lab Tech	Batch	Method
Sample ID: RSG0533-03 (TRIP BLANK - Water) - cont.						**Sampled: 07/14/09**		**Recvd: 07/15/09 07:52**		
Volatile Organic Compounds by EPA 8260B - cont.										
1,2-Dichloroethane-d4	*106 %*		*Surr Limits: (66-137%)*				*07/19/09 20:09*	*MF*	*9G19002*	*8260B*
4-Bromofluorobenzene	*94 %*		*Surr Limits: (73-120%)*				*07/19/09 20:09*	*MF*	*9G19002*	*8260B*
Toluene-d8	*99 %*		*Surr Limits: (71-126%)*				*07/19/09 20:09*	*MF*	*9G19002*	*8260B*

AECOM, Inc. - Amherst, NY
100 Corporate Pkwy-Univ Centre
Amherst, NY 14226

Work Order: RSG0533

Project: Earth Tech-Scott Aviation
Project Number: EARTH

Received: 07/15/09
Reported: 07/31/09 08:24

SAMPLE EXTRACTION DATA

Parameter	Batch	Lab Number	Wt/Vol Extracte	Units	Extract Volume	Units	Date Prepared	Lab Tech	Extraction Method
General Chemistry Parameters									
1664 SGT	9G22070	RSG0533-01	1,000.00	mL	1,000.00	mL	07/22/09 14:36	RJK	Oil and Grease
1664 SGT	9G22070	RSG0533-02	1,000.00	mL	1,000.00	mL	07/22/09 14:36	RJK	Oil and Grease
2540D	9G17016	RSG0533-01	250.00	mL	250.00	mL	07/17/09 15:30	AP	No prep solids
2540D	9G17016	RSG0533-02	250.00	mL	250.00	mL	07/17/09 15:30	AP	No prep solids
4500-H+ B	9G16006	RSG0533-01	50.00	mL	50.00	mL	07/16/09 01:06	JFR	pH
4500-H+ B	9G16006	RSG0533-02	50.00	mL	50.00	mL	07/16/09 01:06	JFR	pH
Volatile Organic Compounds by EPA 8260B									
8260B	9G19002	RSG0533-01	5.00	mL	5.00	mL	07/19/09 11:08	MAF	5030B MS
8260B	9G19002	RSG0533-02	5.00	mL	5.00	mL	07/19/09 11:08	MAF	5030B MS
8260B	9G19002	RSG0533-03	5.00	mL	5.00	mL	07/19/09 11:08	MAF	5030B MS
8260B	9G20020	RSG0533-02RE	5.00	mL	5.00	mL	07/20/09 09:51	RMJ	5030B MS

AECOM, Inc. - Amherst, NY
100 Corporate Pkwy-Univ Centre
Amherst, NY 14226

Work Order: RSG0533

Project: Earth Tech-Scott Aviation
Project Number: EARTH

Received: 07/15/09
Reported: 07/31/09 08:24

LABORATORY QC DATA

Analyte	Source Result	Spike Level	RL	MDL	Units	Result	% REC	% REC Limits	% RPD	RPD Limit	Data Qualifiers
General Chemistry Parameters											
LCS Analyzed: 07/16/09 (Lab Number:9G16006-BS1, Batch: 9G16006)											
pH		7.00	NA	0.00	SU	7.00	100	99.3-100.8			HFT
General Chemistry Parameters											
Blank Analyzed: 07/17/09 (Lab Number:9G17016-BLK1, Batch: 9G17016)											
Total Suspended Solids			4.0	4.0	mg/L	ND					
LCS Analyzed: 07/17/09 (Lab Number:9G17016-BS1, Batch: 9G17016)											
Total Suspended Solids		559	4.0	4.0	mg/L	532	95	88-110			
General Chemistry Parameters											
Blank Analyzed: 07/22/09 (Lab Number:9G22070-BLK1, Batch: 9G22070)											
SGT Total Petroleum Hydrocarbons			5.0	1.9	mg/L	ND					
LCS Analyzed: 07/22/09 (Lab Number:9G22070-BS1, Batch: 9G22070)											
SGT Total Petroleum Hydrocarbons		12.0	5.0	1.9	mg/L	8.20	68	64-132			
LCS Analyzed: 07/22/09 (Lab Number:9G22070-BS2, Batch: 9G22070)											
SGT Total Petroleum Hydrocarbons		7.90	5.0	1.9	mg/L	6.30	80	64-132			

AECOM, Inc. - Amherst, NY
100 Corporate Pkwy-Univ Centre
Amherst, NY 14226

Work Order: RSG0533

Project: Earth Tech-Scott Aviation
Project Number: EARTH

Received: 07/15/09
Reported: 07/31/09 08:24

LABORATORY QC DATA

Analyte	Source Result	Spike Level	RL	MDL	Units	Result	% REC	% REC Limits	% RPD	RPD Limit	Data Qualifiers
Volatile Organic Compounds by EPA 8260B											
Blank Analyzed: 07/19/09 (Lab Number:9G19002-BLK1, Batch: 9G19002)											
1,1,1-Trichloroethane			1.0	0.26	ug/L	ND					
1,1,2,2-Tetrachloroethane			1.0	0.21	ug/L	ND					
1,1,2-Trichloroethane			1.0	0.23	ug/L	ND					
1,1,2-Trichlorotrifluoroethane			1.0	0.31	ug/L	ND					
1,1-Dichloroethane			1.0	0.38	ug/L	ND					
1,1-Dichloroethene			1.0	0.29	ug/L	ND					
1,2,4-Trichlorobenzene			1.0	0.41	ug/L	ND					
1,2-Dibromo-3-chloropropane			1.0	0.39	ug/L	ND					
1,2-Dibromoethane (EDB)			1.0	0.17	ug/L	ND					
1,2-Dichlorobenzene			1.0	0.20	ug/L	ND					
1,2-Dichloroethane			1.0	0.21	ug/L	ND					
1,2-Dichloropropane			1.0	0.32	ug/L	ND					
1,3-Dichlorobenzene			1.0	0.36	ug/L	ND					
1,4-Dichlorobenzene			1.0	0.39	ug/L	ND					
2-Butanone (MEK)			5.0	1.3	ug/L	ND					
2-Hexanone			5.0	1.2	ug/L	ND					
4-Methyl-2-pentanone (MIBK)			5.0	0.91	ug/L	ND					
Acetone			5.0	1.3	ug/L	ND					
Benzene			1.0	0.41	ug/L	ND					
Bromodichloromethane			1.0	0.39	ug/L	ND					
Bromoform			1.0	0.26	ug/L	ND					
Bromomethane			1.0	0.28	ug/L	ND					
Carbon disulfide			1.0	0.19	ug/L	ND					
Carbon Tetrachloride			1.0	0.27	ug/L	ND					
Chlorobenzene			1.0	0.32	ug/L	ND					
Chlorodibromomethane			1.0	0.32	ug/L	ND					
Chloroethane			1.0	0.32	ug/L	ND					
Chloroform			1.0	0.34	ug/L	ND					
Chloromethane			1.0	0.35	ug/L	ND					
cis-1,2-Dichloroethene			1.0	0.38	ug/L	ND					
cis-1,3-Dichloropropene			1.0	0.36	ug/L	ND					
Cyclohexane			1.0	0.53	ug/L	ND					
Dichlorodifluoromethane			1.0	0.29	ug/L	ND					
Ethylbenzene			1.0	0.18	ug/L	ND					
Isopropylbenzene			1.0	0.19	ug/L	ND					

AECOM, Inc. - Amherst, NY
100 Corporate Pkwy-Univ Centre
Amherst, NY 14226

Work Order: RSG0533

Project: Earth Tech-Scott Aviation
Project Number: EARTH

Received: 07/15/09
Reported: 07/31/09 08:24

LABORATORY QC DATA

Analyte	Source Result	Spike Level	RL	MDL	Units	Result	% REC	% REC Limits	% RPD	RPD Limit	Data Qualifiers
Volatile Organic Compounds by EPA 8260B											
Blank Analyzed: 07/19/09 (Lab Number:9G19002-BLK1, Batch: 9G19002)											
Methyl Acetate			1.0	0.50	ug/L	ND					
Methyl tert-Butyl Ether			1.0	0.16	ug/L	ND					
Methylcyclohexane			1.0	0.50	ug/L	ND					
Methylene Chloride			1.0	0.44	ug/L	ND					
Styrene			1.0	0.18	ug/L	ND					
Tetrachloroethene			1.0	0.36	ug/L	ND					
Toluene			1.0	0.51	ug/L	ND					
trans-1,2-Dichloroethene			1.0	0.42	ug/L	ND					
trans-1,3-Dichloropropene			1.0	0.37	ug/L	ND					
Trichloroethene			1.0	0.46	ug/L	ND					
Trichlorofluoromethane			1.0	0.15	ug/L	ND					
Vinyl chloride			1.0	0.24	ug/L	ND					
Xylenes, total			3.0	0.66	ug/L	ND					
Surrogate: 1,2-Dichloroethane-d4					*ug/L*		*99*	*66-137*			
Surrogate: 4-Bromofluorobenzene					*ug/L*		*94*	*73-120*			
Surrogate: Toluene-d8					*ug/L*		*99*	*71-126*			
LCS Analyzed: 07/19/09 (Lab Number:9G19002-BS1, Batch: 9G19002)											
1,1,1-Trichloroethane		25	1.0	0.26	ug/L	23.6	94	73-126			
1,1,2,2-Tetrachloroethane		25	1.0	0.21	ug/L	24.1	96	70-126			
1,1,2-Trichloroethane		25	1.0	0.23	ug/L	23.7	95	76-122			
1,1,2-Trichlorotrifluoroethane		25	1.0	0.31	ug/L	21.8	87	60-140			
1,1-Dichloroethane		25	1.0	0.38	ug/L	23.0	92	71-129			
1,1-Dichloroethene		25	1.0	0.29	ug/L	23.1	92	65-138			
1,2,4-Trichlorobenzene		25	1.0	0.41	ug/L	22.0	88	70-122			
1,2-Dibromo-3-chloropropane		25	1.0	0.39	ug/L	18.9	76	56-134			
1,2-Dibromoethane (EDB)		25	1.0	0.17	ug/L	23.2	93	77-120			
1,2-Dichlorobenzene		25	1.0	0.20	ug/L	22.5	90	77-120			
1,2-Dichloroethane		25	1.0	0.21	ug/L	24.4	97	75-127			
1,2-Dichloropropane		25	1.0	0.32	ug/L	23.1	92	76-120			
1,3-Dichlorobenzene		25	1.0	0.36	ug/L	22.7	91	77-120			
1,4-Dichlorobenzene		25	1.0	0.39	ug/L	22.6	91	75-120			
2-Butanone (MEK)		120	5.0	1.3	ug/L	126	101	57-140			
2-Hexanone		120	5.0	1.2	ug/L	130	104	65-127			

AECOM, Inc. - Amherst, NY
100 Corporate Pkwy-Univ Centre
Amherst, NY 14226

Work Order: RSG0533

Project: Earth Tech-Scott Aviation
Project Number: EARTH

Received: 07/15/09
Reported: 07/31/09 08:24

LABORATORY QC DATA

Analyte	Source Result	Spike Level	RL	MDL	Units	Result	% REC	% REC Limits	% RPD	RPD Limit	Data Qualifiers
Volatile Organic Compounds by EPA 8260B											
LCS Analyzed: 07/19/09 (Lab Number:9G19002-BS1, Batch: 9G19002)											
4-Methyl-2-pentanone (MIBK)		120	5.0	0.91	ug/L	130	104	71-125			
Acetone		120	5.0	1.3	ug/L	134	107	56-142			
Benzene		25	1.0	0.41	ug/L	23.1	92	71-124			
Bromodichloromethane		25	1.0	0.39	ug/L	23.8	95	80-122			
Bromoform		25	1.0	0.26	ug/L	20.6	82	66-128			
Bromomethane		25	1.0	0.28	ug/L	24.8	99	36-150			
Carbon disulfide		25	1.0	0.19	ug/L	21.6	86	59-134			
Carbon Tetrachloride		25	1.0	0.27	ug/L	23.7	95	72-134			
Chlorobenzene		25	1.0	0.32	ug/L	22.6	90	72-120			
Chlorodibromomethane		25	1.0	0.32	ug/L	21.4	86	75-125			
Chloroethane		25	1.0	0.32	ug/L	31.4	126	69-136			
Chloroform		25	1.0	0.34	ug/L	23.4	94	73-127			
Chloromethane		25	1.0	0.35	ug/L	21.6	86	49-142			
cis-1,2-Dichloroethene		25	1.0	0.38	ug/L	23.6	94	74-124			
cis-1,3-Dichloropropene		25	1.0	0.36	ug/L	24.3	97	74-124			
Cyclohexane		25	1.0	0.53	ug/L	23.7	95	70-130			
Dichlorodifluoromethane		25	1.0	0.29	ug/L	17.1	68	33-157			
Ethylbenzene		25	1.0	0.18	ug/L	22.9	92	77-123			
Isopropylbenzene		25	1.0	0.19	ug/L	23.4	93	77-122			
Methyl Acetate		25	1.0	0.50	ug/L	26.1	104	60-140			
Methyl tert-Butyl Ether		25	1.0	0.16	ug/L	24.5	98	64-127			
Methylcyclohexane		25	1.0	0.50	ug/L	23.5	94	60-140			
Methylene Chloride		25	1.0	0.44	ug/L	23.7	95	57-132			
Styrene		25	1.0	0.18	ug/L	26.1	104	70-130			
Tetrachloroethene		25	1.0	0.36	ug/L	22.9	92	74-122			
Toluene		25	1.0	0.51	ug/L	22.8	91	70-122			
trans-1,2-Dichloroethene		25	1.0	0.42	ug/L	22.9	92	73-127			
trans-1,3-Dichloropropene		25	1.0	0.37	ug/L	24.6	98	72-123			
Trichloroethene		25	1.0	0.46	ug/L	23.2	93	74-123			
Trichlorofluoromethane		25	1.0	0.15	ug/L	29.2	117	62-152			
Vinyl chloride		25	1.0	0.24	ug/L	26.8	107	65-133			
Xylenes, total		75	3.0	0.66	ug/L	68.7	92	76-122			
Surrogate: 1,2-Dichloroethane-d4					*ug/L*		*100*	*66-137*			
Surrogate: 4-Bromofluorobenzene					*ug/L*		*96*	*73-120*			
Surrogate: Toluene-d8					*ug/L*		*98*	*71-126*			

AECOM, Inc. - Amherst, NY
100 Corporate Pkwy-Univ Centre
Amherst, NY 14226

Work Order: RSG0533

Project: Earth Tech-Scott Aviation
Project Number: EARTH

Received: 07/15/09
Reported: 07/31/09 08:24

LABORATORY QC DATA

Analyte	Source Result	Spike Level	RL	MDL	Units	Result	% REC	% REC Limits	% RPD	RPD Limit	Data Qualifiers
Volatile Organic Compounds by EPA 8260B											
Blank Analyzed: 07/20/09 (Lab Number:9G20020-BLK1, Batch: 9G20020)											
1,1,1-Trichloroethane			1.0	0.26	ug/L	ND					
1,1,2,2-Tetrachloroethane			1.0	0.21	ug/L	ND					
1,1,2-Trichloroethane			1.0	0.23	ug/L	ND					
1,1,2-Trichlorotrifluoroethane			1.0	0.31	ug/L	ND					
1,1-Dichloroethane			1.0	0.38	ug/L	ND					
1,1-Dichloroethene			1.0	0.29	ug/L	ND					
1,2,4-Trichlorobenzene			1.0	0.41	ug/L	ND					
1,2-Dibromo-3-chloropropane			1.0	0.39	ug/L	ND					
1,2-Dibromoethane (EDB)			1.0	0.17	ug/L	ND					
1,2-Dichlorobenzene			1.0	0.20	ug/L	ND					
1,2-Dichloroethane			1.0	0.21	ug/L	ND					
1,2-Dichloropropane			1.0	0.32	ug/L	ND					
1,3-Dichlorobenzene			1.0	0.36	ug/L	ND					
1,4-Dichlorobenzene			1.0	0.39	ug/L	ND					
2-Butanone (MEK)			5.0	1.3	ug/L	ND					
2-Hexanone			5.0	1.2	ug/L	ND					
4-Methyl-2-pentanone (MIBK)			5.0	0.91	ug/L	ND					
Acetone			5.0	1.3	ug/L	ND					
Benzene			1.0	0.41	ug/L	ND					
Bromodichloromethane			1.0	0.39	ug/L	ND					
Bromoform			1.0	0.26	ug/L	ND					
Bromomethane			1.0	0.28	ug/L	ND					
Carbon disulfide			1.0	0.19	ug/L	ND					
Carbon Tetrachloride			1.0	0.27	ug/L	ND					
Chlorobenzene			1.0	0.32	ug/L	ND					
Chlorodibromomethane			1.0	0.32	ug/L	ND					
Chloroethane			1.0	0.32	ug/L	ND					
Chloroform			1.0	0.34	ug/L	ND					
Chloromethane			1.0	0.35	ug/L	ND					
cis-1,2-Dichloroethene			1.0	0.38	ug/L	ND					
cis-1,3-Dichloropropene			1.0	0.36	ug/L	ND					
Cyclohexane			1.0	0.53	ug/L	ND					
Dichlorodifluoromethane			1.0	0.29	ug/L	ND					
Ethylbenzene			1.0	0.18	ug/L	ND					
Isopropylbenzene			1.0	0.19	ug/L	ND					

AECOM, Inc. - Amherst, NY
100 Corporate Pkwy-Univ Centre
Amherst, NY 14226

Work Order: RSG0533

Project: Earth Tech-Scott Aviation
Project Number: EARTH

Received: 07/15/09
Reported: 07/31/09 08:24

LABORATORY QC DATA

Analyte	Source Result	Spike Level	RL	MDL	Units	Result	% REC	% REC Limits	% RPD	RPD Limit	Data Qualifiers
Volatile Organic Compounds by EPA 8260B											
Blank Analyzed: 07/20/09 (Lab Number:9G20020-BLK1, Batch: 9G20020)											
Methyl Acetate			1.0	0.50	ug/L	ND					
Methyl tert-Butyl Ether			1.0	0.16	ug/L	ND					
Methylcyclohexane			1.0	0.50	ug/L	ND					
Methylene Chloride			1.0	0.44	ug/L	0.52					J
Styrene			1.0	0.18	ug/L	ND					
Tetrachloroethene			1.0	0.36	ug/L	ND					
Toluene			1.0	0.51	ug/L	ND					
trans-1,2-Dichloroethene			1.0	0.42	ug/L	ND					
trans-1,3-Dichloropropene			1.0	0.37	ug/L	ND					
Trichloroethene			1.0	0.46	ug/L	ND					
Trichlorofluoromethane			1.0	0.15	ug/L	ND					
Vinyl chloride			1.0	0.24	ug/L	ND					
Xylenes, total			3.0	0.66	ug/L	ND					
Surrogate: 1,2-Dichloroethane-d4					*ug/L*		*103*	*66-137*			
Surrogate: 4-Bromofluorobenzene					*ug/L*		*94*	*73-120*			
Surrogate: Toluene-d8					*ug/L*		*99*	*71-126*			
LCS Analyzed: 07/20/09 (Lab Number:9G20020-BS1, Batch: 9G20020)											
1,1,1-Trichloroethane		25	1.0	0.26	ug/L	24.8	99	73-126			
1,1,2,2-Tetrachloroethane		25	1.0	0.21	ug/L	24.9	100	70-126			
1,1,2-Trichloroethane		25	1.0	0.23	ug/L	24.4	98	76-122			
1,1,2-Trichlorotrifluoroethane		25	1.0	0.31	ug/L	23.7	95	60-140			
1,1-Dichloroethane		25	1.0	0.38	ug/L	24.6	98	71-129			
1,1-Dichloroethene		25	1.0	0.29	ug/L	25.0	100	65-138			
1,2,4-Trichlorobenzene		25	1.0	0.41	ug/L	23.8	95	70-122			
1,2-Dibromo-3-chloropropane		25	1.0	0.39	ug/L	20.3	81	56-134			
1,2-Dibromoethane (EDB)		25	1.0	0.17	ug/L	24.0	96	77-120			
1,2-Dichlorobenzene		25	1.0	0.20	ug/L	23.6	95	77-120			
1,2-Dichloroethane		25	1.0	0.21	ug/L	25.4	102	75-127			
1,2-Dichloropropane		25	1.0	0.32	ug/L	24.0	96	76-120			
1,3-Dichlorobenzene		25	1.0	0.36	ug/L	23.8	95	77-120			
1,4-Dichlorobenzene		25	1.0	0.39	ug/L	23.9	96	75-120			
2-Butanone (MEK)		120	5.0	1.3	ug/L	128	102	57-140			
2-Hexanone		120	5.0	1.2	ug/L	133	107	65-127			

AECOM, Inc. - Amherst, NY
100 Corporate Pkwy-Univ Centre
Amherst, NY 14226

Work Order: RSG0533

Project: Earth Tech-Scott Aviation
Project Number: EARTH

Received: 07/15/09
Reported: 07/31/09 08:24

LABORATORY QC DATA

Analyte	Source Result	Spike Level	RL	MDL	Units	Result	% REC	% REC Limits	% RPD	RPD Limit	Data Qualifiers
Volatile Organic Compounds by EPA 8260B											
LCS Analyzed: 07/20/09 (Lab Number:9G20020-BS1, Batch: 9G20020)											
4-Methyl-2-pentanone (MIBK)		120	5.0	0.91	ug/L	135	108	71-125			
Acetone		120	5.0	1.3	ug/L	138	110	56-142			
Benzene		25	1.0	0.41	ug/L	24.2	97	71-124			
Bromodichloromethane		25	1.0	0.39	ug/L	24.6	98	80-122			
Bromoform		25	1.0	0.26	ug/L	20.6	82	66-128			
Bromomethane		25	1.0	0.28	ug/L	35.4	142	36-150			
Carbon disulfide		25	1.0	0.19	ug/L	22.2	89	59-134			
Carbon Tetrachloride		25	1.0	0.27	ug/L	25.3	101	72-134			
Chlorobenzene		25	1.0	0.32	ug/L	23.5	94	72-120			
Chlorodibromomethane		25	1.0	0.32	ug/L	22.1	88	75-125			
Chloroethane		25	1.0	0.32	ug/L	29.9	120	69-136			
Chloroform		25	1.0	0.34	ug/L	24.8	99	73-127			
Chloromethane		25	1.0	0.35	ug/L	23.4	94	49-142			
cis-1,2-Dichloroethene		25	1.0	0.38	ug/L	24.8	99	74-124			
cis-1,3-Dichloropropene		25	1.0	0.36	ug/L	25.1	101	74-124			
Cyclohexane		25	1.0	0.53	ug/L	24.5	98	70-130			
Dichlorodifluoromethane		25	1.0	0.29	ug/L	19.3	77	33-157			
Ethylbenzene		25	1.0	0.18	ug/L	24.1	96	77-123			
Isopropylbenzene		25	1.0	0.19	ug/L	24.5	98	77-122			
Methyl Acetate		25	1.0	0.50	ug/L	27.3	109	60-140			
Methyl tert-Butyl Ether		25	1.0	0.16	ug/L	26.2	105	64-127			
Methylcyclohexane		25	1.0	0.50	ug/L	24.2	97	60-140			
Methylene Chloride		25	1.0	0.44	ug/L	25.7	103	57-132			B
Styrene		25	1.0	0.18	ug/L	27.1	108	70-130			
Tetrachloroethene		25	1.0	0.36	ug/L	23.8	95	74-122			
Toluene		25	1.0	0.51	ug/L	23.6	95	70-122			
trans-1,2-Dichloroethene		25	1.0	0.42	ug/L	24.2	97	73-127			
trans-1,3-Dichloropropene		25	1.0	0.37	ug/L	25.4	102	72-123			
Trichloroethene		25	1.0	0.46	ug/L	24.0	96	74-123			
Trichlorofluoromethane		25	1.0	0.15	ug/L	29.9	120	62-152			
Vinyl chloride		25	1.0	0.24	ug/L	28.8	115	65-133			
Xylenes, total		75	3.0	0.66	ug/L	72.1	96	76-122			
Surrogate: 1,2-Dichloroethane-d4					*ug/L*		*101*	*66-137*			
Surrogate: 4-Bromofluorobenzene					*ug/L*		*95*	*73-120*			
Surrogate: Toluene-d8					*ug/L*		*98*	*71-126*			

Chain of Custody Record

Temperature on Receipt 2.0°C

Drinking Water? Yes ☐ No ☐

TestAmerica

THE LEADER IN ENVIRONMENTAL TESTING

TAL-4124 (1007)

Client: AECOM	Project Manager: Tim Renn	Date: 7/14/09	Chain of Custody Number: 098868
Address: 100 Corporate Pkwy Suite 341	Telephone Number (Area Code)/Fax Number: 716-836-4506 ext. 15	Lab Number: TA Buffalo	Page 1 of 1
City: Amherst; State: NY; Zip Code: 14226	Site Contact: Dino Zack	Lab Contact: Brian Fisher	
Project Name and Location (State): Scott Aviation 3209, NY	Carrier/Waybill Number:		
Contract/Purchase Order/Quote No.:			

Sample I.D. No. and Description (Containers for each sample may be combined on one line)	Date	Time	Air	Aqueous	Sed	Soil	Unpres.	H2SO4	HNO3	HCl	NaOH	ZnAc/NaOH	ICE	TSS	pH	Total petroleum hydro	TCL VOAs
Influent	7/14/09	16:30		X			2	2		8			X	X	X	X	X
Effluent	7/14/09	16:30		X			2	2		8			X	X	X	X	X

Special Instructions/ Conditions of Receipt

Possible Hazard Identification: ☒ Non-Hazard ☐ Flammable ☐ Skin Irritant ☐ Poison B ☐ Unknown

Sample Disposal: ☐ Return To Client ☒ Disposal By Lab ☐ Archive For ____ Months (A fee may be assessed if samples are retained longer than 1 month)

Turn Around Time Required: ☐ 24 Hours ☐ 48 Hours ☐ 7 Days ☐ 14 Days ☐ 21 Days ☐ Other STD

QC Requirements (Specify):

	Date	Time		Date	Time
1. Relinquished By	7/15/09	7:51	1. Received By	7/15/09	7:52
2. Relinquished By			2. Received By		
3. Relinquished By			3. Received By		

Comments: Please composite influent TCL VOAs into one and please do the same for the TCL VOAs effluent

Custody seal # 500374

DISTRIBUTION: WHITE - Returned to Client with Report; CANARY - Stays with the Sample; PINK - Field Copy

TestAmerica Buffalo

SDG:

CLASS: VOA

METHOD: 8260B

ANALYSES DATA PACKAGE COVER PAGE

8260B

Laboratory: TestAmerica Buffalo

SDG:

Client: AECOM, Inc. - Amherst, NY

Project: AECOM, Inc. - Scott Aviation site - NY3A9023

Client Sample Id:	Lab Sample Id:
EFFLUENT	RSG0533-01
INFLUENT	RSG0533-02
TRIP BLANK	RSG0533-03

Form 2
SURROGATE STANDARD RECOVERY AND RT SUMMARY
8260B

Laboratory:	TestAmerica Buffalo	SDG:	
Client:	AECOM, Inc. - Amherst, NY	Project:	AECOM, Inc. - Scott Aviation site - NY3A9023
Sequence:	RG91902	Instrument:	HP5975T
Matrix:	Water	Calibration:	R9G1603

Surrogate Compound	Spike Level ug/L	% Recovery	Recovery Limits	RT	Calibration Mean RT	RT Diff	RT Diff Limit	Q
Blank (9G19002-BLK1)			Lab File ID: T3908.D		Analyzed: 07/19/09 11:36			
1,2-Dichloroethane-d4	25.0	99	66 - 137	5.57	5.57	0.0000	+/-1.0	
4-Bromofluorobenzene	25.0	94	73 - 120	9.11	9.106667	0.0033	+/-1.0	
Toluene-d8	25.0	99	71 - 126	7	7	0.0000	+/-1.0	
LCS (9G19002-BS1)			Lab File ID: T3907.D		Analyzed: 07/19/09 11:12			
1,2-Dichloroethane-d4	25.0	100	66 - 137	5.57	5.57	0.0000	+/-1.0	
4-Bromofluorobenzene	25.0	96	73 - 120	9.11	9.106667	0.0033	+/-1.0	
Toluene-d8	25.0	98	71 - 126	7	7	0.0000	+/-1.0	
EFFLUENT (RSG0533-01)			Lab File ID: T3926.D		Analyzed: 07/19/09 19:20			
1,2-Dichloroethane-d4	25.0	104	66 - 137	5.57	5.57	0.0000	+/-1.0	
4-Bromofluorobenzene	25.0	95	73 - 120	9.11	9.106667	0.0033	+/-1.0	
Toluene-d8	25.0	99	71 - 126	7	7	0.0000	+/-1.0	
INFLUENT (RSG0533-02)			Lab File ID: T3927.D		Analyzed: 07/19/09 19:45			
1,2-Dichloroethane-d4	25.0	103	66 - 137	5.57	5.57	0.0000	+/-1.0	
4-Bromofluorobenzene	25.0	94	73 - 120	9.11	9.106667	0.0033	+/-1.0	
Toluene-d8	25.0	99	71 - 126	7	7	0.0000	+/-1.0	
TRIP BLANK (RSG0533-03)			Lab File ID: T3928.D		Analyzed: 07/19/09 20:09			
1,2-Dichloroethane-d4	25.0	106	66 - 137	5.57	5.57	0.0000	+/-1.0	
4-Bromofluorobenzene	25.0	94	73 - 120	9.11	9.106667	0.0033	+/-1.0	
Toluene-d8	25.0	99	71 - 126	7	7	0.0000	+/-1.0	

Form 2
SURROGATE STANDARD RECOVERY AND RT SUMMARY
8260B

Laboratory:	TestAmerica Buffalo	SDG:	
Client:	AECOM, Inc. - Amherst, NY	Project:	AECOM, Inc. - Scott Aviation site - NY3A9023
Sequence:	RG92002	Instrument:	HP5975T
Matrix:	Water	Calibration:	R9G1603

Surrogate Compound	Spike Level ug/L	% Recovery	Recovery Limits	RT	Calibration Mean RT	RT Diff	RT Diff Limit	Q
Blank (9G20020-BLK1)			Lab File ID: T3933.D		Analyzed: 07/20/09 11:14			
1,2-Dichloroethane-d4	25.0	103	66 - 137	5.57	5.57	0.0000	+/-1.0	
4-Bromofluorobenzene	25.0	94	73 - 120	9.11	9.106667	0.0033	+/-1.0	
Toluene-d8	25.0	99	71 - 126	7	7	0.0000	+/-1.0	
LCS (9G20020-BS1)			Lab File ID: T3931.D		Analyzed: 07/20/09 10:25			
1,2-Dichloroethane-d4	25.0	101	66 - 137	5.57	5.57	0.0000	+/-1.0	
4-Bromofluorobenzene	25.0	95	73 - 120	9.11	9.106667	0.0033	+/-1.0	
Toluene-d8	25.0	98	71 - 126	7	7	0.0000	+/-1.0	
INFLUENT (RSG0533-02RE1)			Lab File ID: T3944.D		Analyzed: 07/20/09 15:51			
1,2-Dichloroethane-d4	25.0	101	66 - 137	5.57	5.57	0.0000	+/-1.0	
4-Bromofluorobenzene	25.0	94	73 - 120	9.11	9.106667	0.0033	+/-1.0	
Toluene-d8	25.0	99	71 - 126	7	7	0.0000	+/-1.0	

Form 3

LCS / LCS DUPLICATE RECOVERY

8260B

Laboratory:	TestAmerica Buffalo	SDG:	
Client:	AECOM, Inc. - Amherst, NY	Project:	AECOM, Inc. - Scott Aviation site - NY3A9023
Matrix:	Water	Spike standard:	9061680
Batch:	9G19002	Laboratory ID:	9G19002-BS1
Preparation:	5030B MS	Initial/Final:	5 mL / 5 mL

COMPOUND	SPIKE ADDED	UNITS	LCS CONCENTRATION	LCS % REC. #	QCLIMITS REC.
1,1,1-Trichloroethane	25.0	ug/L	23.6	94	73 - 126
1,1,2,2-Tetrachloroethane	25.0	ug/L	24.1	96	70 - 126
1,1,2-Trichloro-1,2,2-trifluoroethane	25.0	ug/L	21.8	87	60 - 140
1,1,2-Trichloroethane	25.0	ug/L	23.7	95	76 - 122
1,1-Dichloroethane	25.0	ug/L	23.0	92	71 - 129
1,1-Dichloroethene	25.0	ug/L	23.1	92	65 - 138
1,2,4-Trichlorobenzene	25.0	ug/L	22.0	88	70 - 122
1,2-Dibromo-3-chloropropane	25.0	ug/L	18.9	76	56 - 134
1,2-Dibromoethane	25.0	ug/L	23.2	93	77 - 120
1,2-Dichlorobenzene	25.0	ug/L	22.5	90	77 - 120
1,2-Dichloroethane	25.0	ug/L	24.4	97	75 - 127
1,2-Dichloropropane	25.0	ug/L	23.1	92	76 - 120
1,3-Dichlorobenzene	25.0	ug/L	22.7	91	77 - 120
1,4-Dichlorobenzene	25.0	ug/L	22.6	91	75 - 120
2-Butanone	125	ug/L	126	101	57 - 140
2-Hexanone	125	ug/L	130	104	65 - 127
4-Methyl-2-pentanone	125	ug/L	130	104	71 - 125
Acetone	125	ug/L	134	107	56 - 142
Benzene	25.0	ug/L	23.1	92	71 - 124
Bromodichloromethane	25.0	ug/L	23.8	95	80 - 122
Bromoform	25.0	ug/L	20.6	82	66 - 128
Bromomethane	25.0	ug/L	24.8	99	36 - 150
Carbon disulfide	25.0	ug/L	21.6	86	59 - 134
Carbon Tetrachloride	25.0	ug/L	23.7	95	72 - 134
Chlorobenzene	25.0	ug/L	22.6	90	72 - 120
Chloroethane	25.0	ug/L	31.4	126	69 - 136
Chloroform	25.0	ug/L	23.4	94	73 - 127
Chloromethane	25.0	ug/L	21.6	86	49 - 142
cis-1,2-Dichloroethene	25.0	ug/L	23.6	94	74 - 124
cis-1,3-Dichloropropene	25.0	ug/L	24.3	97	74 - 124

Form 3

LCS / LCS DUPLICATE RECOVERY

8260B

Laboratory:	TestAmerica Buffalo	SDG:	
Client:	AECOM, Inc. - Amherst, NY	Project:	AECOM, Inc. - Scott Aviation site - NY3A9023
Matrix:	Water	Spike standard:	9061680
Batch:	9G19002	Laboratory ID:	9G19002-BS1
Preparation:	5030B MS	Initial/Final:	5 mL / 5 mL

COMPOUND	SPIKE ADDED	UNITS	LCS CONCENTRATION	LCS % REC. #	QCLIMITS REC.
Cyclohexane	25.0	ug/L	23.7	95	70 - 130
Dibromochloromethane	25.0	ug/L	21.4	86	75 - 125
Dichlorodifluoromethane	25.0	ug/L	17.1	68	33 - 157
Ethylbenzene	25.0	ug/L	22.9	92	77 - 123
Isopropylbenzene	25.0	ug/L	23.4	93	77 - 122
Methyl Acetate	25.0	ug/L	26.1	104	60 - 140
Methylcyclohexane	25.0	ug/L	23.5	94	60 - 140
Methylene Chloride	25.0	ug/L	23.7	95	57 - 132
Methyl-t-Butyl Ether (MTBE)	25.0	ug/L	24.5	98	64 - 127
Styrene	25.0	ug/L	26.1	104	70 - 130
Tetrachloroethene	25.0	ug/L	22.9	92	74 - 122
Toluene	25.0	ug/L	22.8	91	70 - 122
trans-1,2-Dichloroethene	25.0	ug/L	22.9	92	73 - 127
trans-1,3-Dichloropropene	25.0	ug/L	24.6	98	72 - 123
Trichloroethene	25.0	ug/L	23.2	93	74 - 123
Trichlorofluoromethane	25.0	ug/L	29.2	117	62 - 152
Vinyl chloride	25.0	ug/L	26.8	107	65 - 133
Xylenes, total	75.0	ug/L	68.7	92	76 - 122

Column to be used to flag recovery and RPD values with an asterisk

* Values outside of QC limits

Form 3

LCS / LCS DUPLICATE RECOVERY

8260B

Laboratory:	TestAmerica Buffalo	SDG:	
Client:	AECOM, Inc. - Amherst, NY	Project:	AECOM, Inc. - Scott Aviation site - NY3A9023
Matrix:	Water	Spike standard:	9061680
Batch:	9G20020	Laboratory ID:	9G20020-BS1
Preparation:	5030B MS	Initial/Final:	5 mL / 5 mL

COMPOUND	SPIKE ADDED	UNITS	LCS CONCENTRATION	LCS % REC. #	QCLIMITS REC.
1,1,1-Trichloroethane	25.0	ug/L	24.8	99	73 - 126
1,1,2,2-Tetrachloroethane	25.0	ug/L	24.9	100	70 - 126
1,1,2-Trichloro-1,2,2-trifluoroethane	25.0	ug/L	23.7	95	60 - 140
1,1,2-Trichloroethane	25.0	ug/L	24.4	98	76 - 122
1,1-Dichloroethane	25.0	ug/L	24.6	98	71 - 129
1,1-Dichloroethene	25.0	ug/L	25.0	100	65 - 138
1,2,4-Trichlorobenzene	25.0	ug/L	23.8	95	70 - 122
1,2-Dibromo-3-chloropropane	25.0	ug/L	20.3	81	56 - 134
1,2-Dibromoethane	25.0	ug/L	24.0	96	77 - 120
1,2-Dichlorobenzene	25.0	ug/L	23.6	95	77 - 120
1,2-Dichloroethane	25.0	ug/L	25.4	102	75 - 127
1,2-Dichloropropane	25.0	ug/L	24.0	96	76 - 120
1,3-Dichlorobenzene	25.0	ug/L	23.8	95	77 - 120
1,4-Dichlorobenzene	25.0	ug/L	23.9	96	75 - 120
2-Butanone	125	ug/L	128	102	57 - 140
2-Hexanone	125	ug/L	133	107	65 - 127
4-Methyl-2-pentanone	125	ug/L	135	108	71 - 125
Acetone	125	ug/L	138	110	56 - 142
Benzene	25.0	ug/L	24.2	97	71 - 124
Bromodichloromethane	25.0	ug/L	24.6	98	80 - 122
Bromoform	25.0	ug/L	20.6	82	66 - 128
Bromomethane	25.0	ug/L	35.4	142	36 - 150
Carbon disulfide	25.0	ug/L	22.2	89	59 - 134
Carbon Tetrachloride	25.0	ug/L	25.3	101	72 - 134
Chlorobenzene	25.0	ug/L	23.5	94	72 - 120
Chloroethane	25.0	ug/L	29.9	120	69 - 136
Chloroform	25.0	ug/L	24.8	99	73 - 127
Chloromethane	25.0	ug/L	23.4	94	49 - 142
cis-1,2-Dichloroethene	25.0	ug/L	24.8	99	74 - 124
cis-1,3-Dichloropropene	25.0	ug/L	25.1	101	74 - 124

Form 3

LCS / LCS DUPLICATE RECOVERY

8260B

Laboratory:	TestAmerica Buffalo	SDG:	
Client:	AECOM, Inc. - Amherst, NY	Project:	AECOM, Inc. - Scott Aviation site - NY3A9023
Matrix:	Water	Spike standard:	9061680
Batch:	9G20020	Laboratory ID:	9G20020-BS1
Preparation:	5030B MS	Initial/Final:	5 mL / 5 mL

COMPOUND	SPIKE ADDED	UNITS	LCS CONCENTRATION	LCS % REC. #	QCLIMITS REC.
Cyclohexane	25.0	ug/L	24.5	98	70 - 130
Dibromochloromethane	25.0	ug/L	22.1	88	75 - 125
Dichlorodifluoromethane	25.0	ug/L	19.3	77	33 - 157
Ethylbenzene	25.0	ug/L	24.1	96	77 - 123
Isopropylbenzene	25.0	ug/L	24.5	98	77 - 122
Methyl Acetate	25.0	ug/L	27.3	109	60 - 140
Methylcyclohexane	25.0	ug/L	24.2	97	60 - 140
Methylene Chloride	25.0	ug/L	25.7	103	57 - 132
Methyl-t-Butyl Ether (MTBE)	25.0	ug/L	26.2	105	64 - 127
Styrene	25.0	ug/L	27.1	108	70 - 130
Tetrachloroethene	25.0	ug/L	23.8	95	74 - 122
Toluene	25.0	ug/L	23.6	95	70 - 122
trans-1,2-Dichloroethene	25.0	ug/L	24.2	97	73 - 127
trans-1,3-Dichloropropene	25.0	ug/L	25.4	102	72 - 123
Trichloroethene	25.0	ug/L	24.0	96	74 - 123
Trichlorofluoromethane	25.0	ug/L	29.9	120	62 - 152
Vinyl chloride	25.0	ug/L	28.8	115	65 - 133
Xylenes, total	75.0	ug/L	72.1	96	76 - 122

Column to be used to flag recovery and RPD values with an asterisk

* Values outside of QC limits

PREPARATION BATCH SUMMARY
8260B

Laboratory: TestAmerica Buffalo
SDG:
Client: AECOM, Inc. - Amherst, NY
Project: AECOM, Inc. - Scott Aviation site - NY3A9023
Batch: 9G19002 Batch Matrix: Water
Preparation: 5030B MS

SAMPLE NAME	LAB SAMPLE ID	INITIAL	FINAL	DATE PREPARED	TOT/DIS
Blank	9G19002-BLK1	5.00 mL	5.00 mL	07/19/09 11:08	N/A
LCS	9G19002-BS1	5.00 mL	5.00 mL	07/19/09 11:08	N/A
EFFLUENT	RSG0533-01	5.00 mL	5.00 mL	07/19/09 11:08	N/A
INFLUENT	RSG0533-02	5.00 mL	5.00 mL	07/19/09 11:08	N/A
TRIP BLANK	RSG0533-03	5.00 mL	5.00 mL	07/19/09 11:08	N/A

PREPARATION BATCH SUMMARY

8260B

Laboratory: TestAmerica Buffalo

SDG:

Client: AECOM, Inc. - Amherst, NY

Project: AECOM, Inc. - Scott Aviation site - NY3A9023

Batch: 9G20020 Batch Matrix: Water

Preparation: 5030B MS

SAMPLE NAME	LAB SAMPLE ID	INITIAL	FINAL	DATE PREPARED	TOT/DIS
Blank	9G20020-BLK1	5.00 mL	5.00 mL	07/20/09 09:51	N/A
LCS	9G20020-BS1	5.00 mL	5.00 mL	07/20/09 09:51	N/A
INFLUENT	RSG0533-02RE1	5.00 mL	5.00 mL	07/20/09 09:51	N/A

Form 5

MASS SPECTROMETER INSTRUMENT PERFORMANCE CHECK

8260B

Laboratory:	TestAmerica Buffalo	SDG:	
Client:	AECOM, Inc. - Amherst, NY	Project:	AECOM, Inc. - Scott Aviation site - NY3A9023
Lab File ID:	T3861.D	Injection Date:	07/16/09
Instrument ID:	HP5975T	Injection Time:	12:26
Sequence:	RG91610	Lab Sample ID:	RG91610-TUN1

m/z	ION ABUNDANCE CRITERIA	% RELATIVE ABUNDANCE	
50	15 - 40% of 95	21.438	PASS
75	30 - 60% of 95	47.764	PASS
95	Base peak, 100% relative abundance	100	PASS
96	5 - 9% of 95	7.0802	PASS
173	Less than 2% of 174	0	PASS
174	50 - 100% of 95	81.131	PASS
175	5 - 9% of 174	6.8277	PASS
176	95 - 101% of 174	100.45	PASS
177	5 - 9% of 176	6.9997	PASS

Form 5A

ANALYSIS BATCH (SEQUENCE) SUMMARY

8260B

Laboratory: TestAmerica Buffalo

Client: AECOM, Inc. - Amherst, NY

Sequence: RG91610

SDG:

Project: AECOM, Inc. - Scott Aviation site - NY3A9023

Instrument: HP5975T

Calibration: R9G1603

Sample Name	Lab Sample ID	Lab File ID	Analysis Date/Time
MS Tune	RG91610-TUN1	T3861.D	07/16/09 12:26
Cal Standard	RG91610-CAL1	T3863.D	07/16/09 13:11
Cal Standard	RG91610-CAL2	T3864.D	07/16/09 13:36
Cal Standard	RG91610-CAL3	T3865.D	07/16/09 14:00
Cal Standard	RG91610-CAL4	T3866.D	07/16/09 14:24
Cal Standard	RG91610-CAL5	T3867.D	07/16/09 14:48
Cal Standard	RG91610-CAL6	T3868.D	07/16/09 15:12

Form 5

MASS SPECTROMETER INSTRUMENT PERFORMANCE CHECK

8260B

Laboratory:	TestAmerica Buffalo	SDG:	
Client:	AECOM, Inc. - Amherst, NY	Project:	AECOM, Inc. - Scott Aviation site - NY3A9023
Lab File ID:	T3904.D	Injection Date:	07/19/09
Instrument ID:	HP5975T	Injection Time:	09:50
Sequence:	RG91902	Lab Sample ID:	RG91902-TUN1

m/z	ION ABUNDANCE CRITERIA	% RELATIVE ABUNDANCE	
50	15 - 40% of 95	24.721	PASS
75	30 - 60% of 95	54.508	PASS
95	Base peak, 100% relative abundance	100	PASS
96	5 - 9% of 95	7.907	PASS
173	Less than 2% of 174	0	PASS
174	50 - 100% of 95	70.976	PASS
175	5 - 9% of 174	6.7106	PASS
176	95 - 101% of 174	100.33	PASS
177	5 - 9% of 176	6.274	PASS

Form 5A

ANALYSIS BATCH (SEQUENCE) SUMMARY

8260B

Laboratory: TestAmerica Buffalo

Client: AECOM, Inc. - Amherst, NY

Sequence: RG91902

SDG:

Project: AECOM, Inc. - Scott Aviation site - NY3A9023

Instrument: HP5975T

Calibration: R9G1603

Sample Name	Lab Sample ID	Lab File ID	Analysis Date/Time
MS Tune	RG91902-TUN1	T3904.D	07/19/09 09:50
Calibration Check	RG91902-CCV1	T3905.D	07/19/09 10:14
LCS	9G19002-BS1	T3907.D	07/19/09 11:12
Blank	9G19002-BLK1	T3908.D	07/19/09 11:36
EFFLUENT	RSG0533-01	T3926.D	07/19/09 19:20
INFLUENT	RSG0533-02	T3927.D	07/19/09 19:45
TRIP BLANK	RSG0533-03	T3928.D	07/19/09 20:09

Form 5

MASS SPECTROMETER INSTRUMENT PERFORMANCE CHECK

8260B

Laboratory:	TestAmerica Buffalo	SDG:	
Client:	AECOM, Inc. - Amherst, NY	Project:	AECOM, Inc. - Scott Aviation site - NY3A9023
Lab File ID:	T3929.D	Injection Date:	07/20/09
Instrument ID:	HP5975T	Injection Time:	09:38
Sequence:	RG92002	Lab Sample ID:	RG92002-TUN1

m/z	ION ABUNDANCE CRITERIA	% RELATIVE ABUNDANCE	
50	15 - 40% of 95	22.37	PASS
75	30 - 60% of 95	50.78	PASS
95	Base peak, 100% relative abundance	100	PASS
96	5 - 9% of 95	7.7596	PASS
173	Less than 2% of 174	0	PASS
174	50 - 100% of 95	78.615	PASS
175	5 - 9% of 174	7.5049	PASS
176	95 - 101% of 174	100.65	PASS
177	5 - 9% of 176	6.492	PASS

Form 5A

ANALYSIS BATCH (SEQUENCE) SUMMARY

8260B

Laboratory: TestAmerica Buffalo

Client: AECOM, Inc. - Amherst, NY

Sequence: RG92002

SDG:

Project: AECOM, Inc. - Scott Aviation site - NY3A9023

Instrument: HP5975T

Calibration: R9G1603

Sample Name	Lab Sample ID	Lab File ID	Analysis Date/Time
MS Tune	RG92002-TUN1	T3929.D	07/20/09 09:38
Calibration Check	RG92002-CCV1	T3930.D	07/20/09 10:00
LCS	9G20020-BS1	T3931.D	07/20/09 10:25
Blank	9G20020-BLK1	T3933.D	07/20/09 11:14
INFLUENT	RSG0533-02RE1	T3944.D	07/20/09 15:51

Form 8

INTERNAL STANDARD AREA AND RT SUMMARY

8260B

Laboratory: TestAmerica Buffalo
SDG:
Client: AECOM, Inc. - Amherst, NY
Project: AECOM, Inc. - Scott Aviation site - NY3A9023
Sequence: RG91902
Instrument: HP5975T
Matrix: Water
Calibration: R9G1603

Internal Standard	Response	RT	Reference Response	Reference RT	Area %	Area % Limits	RT Diff	RT Diff Limit	Q
Calibration Check (RG91902-CCV1)			Lab File ID: T3905.D			Analyzed: 07/19/09 10:14			
1,4-Dichlorobenzene-d4	161871	10.08				50 - 200		+/-0.50	
1,4-Difluorobenzene	365659	5.87				50 - 200		+/-0.50	
Chlorobenzene-d5	313116	8.15				50 - 200		+/-0.50	
LCS (9G19002-BS1)			Lab File ID: T3907.D			Analyzed: 07/19/09 11:12			
1,4-Dichlorobenzene-d4	151307	10.07	161871	10.08	93	50 - 200	-0.0100	+/-0.50	
1,4-Difluorobenzene	340650	5.87	365659	5.87	93	50 - 200	0.0000	+/-0.50	
Chlorobenzene-d5	292821	8.15	313116	8.15	94	50 - 200	0.0000	+/-0.50	
Blank (9G19002-BLK1)			Lab File ID: T3908.D			Analyzed: 07/19/09 11:36			
1,4-Dichlorobenzene-d4	132412	10.07	161871	10.08	82	50 - 200	-0.0100	+/-0.50	
1,4-Difluorobenzene	320658	5.88	365659	5.87	88	50 - 200	0.0100	+/-0.50	
Chlorobenzene-d5	267331	8.16	313116	8.15	85	50 - 200	0.0100	+/-0.50	
EFFLUENT (RSG0533-01)			Lab File ID: T3926.D			Analyzed: 07/19/09 19:20			
1,4-Dichlorobenzene-d4	125675	10.07	161871	10.08	78	50 - 200	-0.0100	+/-0.50	
1,4-Difluorobenzene	295599	5.88	365659	5.87	81	50 - 200	0.0100	+/-0.50	
Chlorobenzene-d5	243075	8.16	313116	8.15	78	50 - 200	0.0100	+/-0.50	
INFLUENT (RSG0533-02)			Lab File ID: T3927.D			Analyzed: 07/19/09 19:45			
1,4-Dichlorobenzene-d4	126645	10.07	161871	10.08	78	50 - 200	-0.0100	+/-0.50	
1,4-Difluorobenzene	299767	5.88	365659	5.87	82	50 - 200	0.0100	+/-0.50	
Chlorobenzene-d5	248398	8.16	313116	8.15	79	50 - 200	0.0100	+/-0.50	
TRIP BLANK (RSG0533-03)			Lab File ID: T3928.D			Analyzed: 07/19/09 20:09			
1,4-Dichlorobenzene-d4	119220	10.07	161871	10.08	74	50 - 200	-0.0100	+/-0.50	
1,4-Difluorobenzene	282615	5.88	365659	5.87	77	50 - 200	0.0100	+/-0.50	
Chlorobenzene-d5	231593	8.16	313116	8.15	74	50 - 200	0.0100	+/-0.50	

Form 8

INTERNAL STANDARD AREA AND RT SUMMARY

8260B

Laboratory: TestAmerica Buffalo
SDG:
Client: AECOM, Inc. - Amherst, NY
Project: AECOM, Inc. - Scott Aviation site - NY3A9023
Sequence: RG92002
Instrument: HP5975T
Matrix: Water
Calibration: R9G1603

Internal Standard	Response	RT	Reference Response	Reference RT	Area %	Area % Limits	RT Diff	RT Diff Limit	Q
Calibration Check (RG92002-CCV1)			Lab File ID: T3930.D			Analyzed: 07/20/09 10:00			
1,4-Dichlorobenzene-d4	154153	10.07				50 - 200		+/-0.50	
1,4-Difluorobenzene	349669	5.87				50 - 200		+/-0.50	
Chlorobenzene-d5	297653	8.16				50 - 200		+/-0.50	
LCS (9G20020-BS1)			Lab File ID: T3931.D			Analyzed: 07/20/09 10:25			
1,4-Dichlorobenzene-d4	145316	10.07	154153	10.07	94	50 - 200	0.0000	+/-0.50	
1,4-Difluorobenzene	328474	5.87	349669	5.87	94	50 - 200	0.0000	+/-0.50	
Chlorobenzene-d5	278781	8.16	297653	8.16	94	50 - 200	0.0000	+/-0.50	
Blank (9G20020-BLK1)			Lab File ID: T3933.D			Analyzed: 07/20/09 11:14			
1,4-Dichlorobenzene-d4	124501	10.07	154153	10.07	81	50 - 200	0.0000	+/-0.50	
1,4-Difluorobenzene	294834	5.87	349669	5.87	84	50 - 200	0.0000	+/-0.50	
Chlorobenzene-d5	242339	8.15	297653	8.16	81	50 - 200	-0.0100	+/-0.50	
INFLUENT (RSG0533-02RE1)			Lab File ID: T3944.D			Analyzed: 07/20/09 15:51			
1,4-Dichlorobenzene-d4	112661	10.07	154153	10.07	73	50 - 200	0.0000	+/-0.50	
1,4-Difluorobenzene	265274	5.87	349669	5.87	76	50 - 200	0.0000	+/-0.50	
Chlorobenzene-d5	219210	8.15	297653	8.16	74	50 - 200	-0.0100	+/-0.50	

METHOD DETECTION AND REPORTING LIMITS

8260B

Laboratory: TestAmerica Buffalo **SDG:**

Client: AECOM, Inc. - Amherst, NY **Project:** AECOM, Inc. - Scott Aviation site - NY3A

Matrix: Water **Instrument:** HP5975T

Analyte	MDL	MRL	Units
1,1,1-Trichloroethane	0.2650	1.0000	ug/L
1,1,2,2-Tetrachloroethane	0.2130	1.0000	ug/L
1,1,2-Trichloro-1,2,2-trifluoroethane	0.3090	1.0000	ug/L
1,1,2-Trichloroethane	0.2310	1.0000	ug/L
1,1-Dichloroethane	0.3840	1.0000	ug/L
1,1-Dichloroethene	0.2932	1.0000	ug/L
1,2,4-Trichlorobenzene	0.4077	1.0000	ug/L
1,2-Dibromo-3-chloropropane	0.3930	1.0000	ug/L
1,2-Dibromoethane	0.1660	1.0000	ug/L
1,2-Dichlorobenzene	0.2030	1.0000	ug/L
1,2-Dichloroethane	0.2140	1.0000	ug/L
1,2-Dichloropropane	0.3250	1.0000	ug/L
1,3-Dichlorobenzene	0.3560	1.0000	ug/L
1,4-Dichlorobenzene	0.3920	1.0000	ug/L
2-Butanone	1.3180	5.0000	ug/L
2-Hexanone	1.2410	5.0000	ug/L
4-Methyl-2-pentanone	0.9090	5.0000	ug/L
Acetone	1.3450	5.0000	ug/L
Benzene	0.4100	1.0000	ug/L
Bromodichloromethane	0.3857	1.0000	ug/L
Bromoform	0.2574	1.0000	ug/L
Bromomethane	0.2816	1.0000	ug/L
Carbon disulfide	0.1940	1.0000	ug/L
Carbon Tetrachloride	0.2665	1.0000	ug/L
Chlorobenzene	0.3174	1.0000	ug/L
Chloroethane	0.3237	1.0000	ug/L
Chloroform	0.3357	1.0000	ug/L
Chloromethane	0.3457	1.0000	ug/L
cis-1,2-Dichloroethene	0.3850	1.0000	ug/L
cis-1,3-Dichloropropene	0.3552	1.0000	ug/L
Cyclohexane	0.5340	1.0000	ug/L
Dibromochloromethane	0.3225	1.0000	ug/L
Dichlorodifluoromethane	0.2854	1.0000	ug/L
Ethylbenzene	0.1840	1.0000	ug/L
Isopropylbenzene	0.1930	1.0000	ug/L
Methyl Acetate	0.5010	1.0000	ug/L
Methylcyclohexane	0.4950	1.0000	ug/L
Methylene Chloride	0.4385	1.0000	ug/L

METHOD DETECTION AND REPORTING LIMITS

8260B

Laboratory: TestAmerica Buffalo **SDG:**

Client: AECOM, Inc. - Amherst, NY **Project:** AECOM, Inc. - Scott Aviation site - NY3A

Matrix: Water **Instrument:** HP5975T

Analyte	MDL	MRL	Units
Methyl-t-Butyl Ether (MTBE)	0.1610	1.0000	ug/L
Styrene	0.1850	1.0000	ug/L
Tetrachloroethene	0.3649	1.0000	ug/L
Toluene	0.5100	1.0000	ug/L
trans-1,2-Dichloroethene	0.4190	1.0000	ug/L
trans-1,3-Dichloropropene	0.3684	1.0000	ug/L
Trichloroethene	0.4580	1.0000	ug/L
Trichlorofluoromethane	0.1520	1.0000	ug/L
Vinyl chloride	0.2426	1.0000	ug/L
Xylenes, total	0.6575	3.0000	ug/L

EFFLUENT

Form 1
ORGANIC ANALYSIS DATA SHEET
8260B

Laboratory:	TestAmerica Buffalo			SDG:	
Client:	AECOM, Inc. - Amherst, NY			Project:	AECOM, Inc. - Scott Aviation site - NY3A9023
Matrix:	Water	Laboratory ID:	RSG0533-01	File ID:	T3926.D
Sampled:	07/14/09 16:30	Prepared:	07/19/09 11:08	Analyzed:	07/19/09 19:20
Solids:		Preparation:	5030B MS	Initial/Final:	5 mL / 5 mL

Batch: 9G19002 Sequence: RG91902 Calibration: R9G1603 Instrument: HP5975T

CAS NO.	COMPOUND	DILUTION	CONC. (ug/L)	Q
71-55-6	1,1,1-Trichloroethane	1	5.0	U
79-34-5	1,1,2,2-Tetrachloroethane	1	5.0	U
76-13-1	1,1,2-Trichloro-1,2,2-trifluoroethane	1	5.0	U
79-00-5	1,1,2-Trichloroethane	1	5.0	U
75-34-3	1,1-Dichloroethane	1	5.0	U
75-35-4	1,1-Dichloroethene	1	5.0	U
120-82-1	1,2,4-Trichlorobenzene	1	5.0	U
96-12-8	1,2-Dibromo-3-chloropropane	1	5.0	U
106-93-4	1,2-Dibromoethane	1	5.0	U
95-50-1	1,2-Dichlorobenzene	1	5.0	U
107-06-2	1,2-Dichloroethane	1	5.0	U
78-87-5	1,2-Dichloropropane	1	5.0	U
541-73-1	1,3-Dichlorobenzene	1	5.0	U
106-46-7	1,4-Dichlorobenzene	1	5.0	U
78-93-3	2-Butanone	1	2.5	J
591-78-6	2-Hexanone	1	25	U
108-10-1	4-Methyl-2-pentanone	1	25	U
67-64-1	Acetone	1	5.1	J
71-43-2	Benzene	1	5.0	U
75-27-4	Bromodichloromethane	1	5.0	U
75-25-2	Bromoform	1	5.0	U
74-83-9	Bromomethane	1	5.0	U
75-15-0	Carbon disulfide	1	5.0	U
56-23-5	Carbon Tetrachloride	1	5.0	U
108-90-7	Chlorobenzene	1	5.0	U
75-00-3	Chloroethane	1	0.97	J
67-66-3	Chloroform	1	5.0	U
74-87-3	Chloromethane	1	5.0	U
156-59-2	cis-1,2-Dichloroethene	1	3.2	J
10061-01-5	cis-1,3-Dichloropropene	1	5.0	U
110-82-7	Cyclohexane	1	5.0	U
124-48-1	Dibromochloromethane	1	5.0	U
75-71-8	Dichlorodifluoromethane	1	5.0	U
100-41-4	Ethylbenzene	1	5.0	U
98-82-8	Isopropylbenzene	1	5.0	U
79-20-9	Methyl Acetate	1	5.0	U
108-87-2	Methylcyclohexane	1	5.0	U
75-09-2	Methylene Chloride	1	5.0	U
1634-04-4	Methyl-t-Butyl Ether (MTBE)	1	5.0	U

EFFLUENT

Form 1
ORGANIC ANALYSIS DATA SHEET
8260B

Laboratory:	TestAmerica Buffalo			SDG:	
Client:	AECOM, Inc. - Amherst, NY			Project:	AECOM, Inc. - Scott Aviation site - NY3A9023
Matrix:	Water	Laboratory ID:	RSG0533-01	File ID:	T3926.D
Sampled:	07/14/09 16:30	Prepared:	07/19/09 11:08	Analyzed:	07/19/09 19:20
Solids:		Preparation:	5030B MS	Initial/Final:	5 mL / 5 mL

Batch: 9G19002 Sequence: RG91902 Calibration: R9G1603 Instrument: HP5975T

CAS NO.	COMPOUND	DILUTION	CONC. (ug/L)	Q
100-42-5	Styrene	1	5.0	U
127-18-4	Tetrachloroethene	1	5.0	U
108-88-3	Toluene	1	5.0	U
156-60-5	trans-1,2-Dichloroethene	1	5.0	U
10061-02-6	trans-1,3-Dichloropropene	1	5.0	U
79-01-6	Trichloroethene	1	5.0	U
75-69-4	Trichlorofluoromethane	1	5.0	U
75-01-4	Vinyl chloride	1	1.3	J
1330-20-7	Xylenes, total	1	15	U

SYSTEM MONITORING COMPOUND	ADDED (ug/L)	CONC (ug/L)	% REC	QC LIMITS	Q
1,2-Dichloroethane-d4	25.0	26.0	104	66 - 137	
4-Bromofluorobenzene	25.0	23.7	95	73 - 120	
Toluene-d8	25.0	24.6	99	71 - 126	

INTERNAL STANDARD	AREA	RT	REF AREA	REF RT	Q
1,4-Dichlorobenzene-d4	125675	10.07	161871	10.08	
1,4-Difluorobenzene	295599	5.88	365659	5.87	
Chlorobenzene-d5	243075	8.16	313116	8.15	

* Values outside of QC limits

Quantitation Report (Not Reviewed)

Data File : H:\GCMS_VOA\T\071909\T3926.D
Acq On : 19 Jul 2009 19:20
Sample : RSG0533-01
Misc : COMP
MS Integration Params: RTEINT.P
Quant Time: Jul 20 09:25:18 2009

Vial: 22
Operator: MF
Inst : 5975 T
Multiplr: 1.00

Results File: R9G1603-6PT.RES

Quant Method : C:\MSDCHEM\1...\R9G1603-6PT.M (RTE Integrator)
Title : 8260 5ML
Last Update : Mon Jul 20 09:24:32 2009
Response via : Initial Calibration
DataAcq Meth : VOA.M
IS QA File : H:\GCMS_VOA\T\071909\T3905.D (19 Jul 2009 10:14)

Sde 8/7/20/09

Internal Standards	R.T.	QIon	Response	Conc Units	Dev(Min) Rcv(Ar)
1) CI10 1,4-Difluorobenzene	5.88	114	295599	25.00 ug/L	0.00 80.84%
43) CI20 Chlorobenzene-D5	8.16	117	243075	25.00 ug/L	0.00 77.63%
62) CI30 1,4-Dichlorobenzene-	10.07	152	125675	25.00 ug/L	0.00 77.64%

System Monitoring Compounds					
30) CS87 Dibromofluoromethane	5.30	111	92770	23.87 ug/L	0.00
Spiked Amount 25.000	Range 70 - 130		Recovery	= 95.48%	
31) CS15 1,2-Dichloroethane-D	5.57	65	142685	26.02 ug/L	0.00
Spiked Amount 25.000	Range 66 - 137		Recovery	= 104.08%	
44) CS05 Toluene-D8	7.00	98	335713	24.63 ug/L	0.00
Spiked Amount 25.000	Range 71 - 126		Recovery	= 98.52%	
61) CS10 p-Bromofluorobenzene	9.11	174	99992	23.72 ug/L	0.00
Spiked Amount 25.000	Range 73 - 120		Recovery	= 94.88%	

Target Compounds					Qvalue
2) C290 Dichlorodifluorome	0.00	85	0	N.D.	
3) C010 Chloromethane	1.84	50	327	Below Cal #	43
4) C020 Vinyl chloride	1.97	62	4242	1.27 ug/L	83
5) C015 Bromomethane	2.36	94	367	N.D.	
6) C025 Chloroethane	2.51	64	1199	0.97 ug/L #	39
7) C275 Trichlorofluoromet	0.00	101	0	N.D.	
8) C045 1,1-Dichloroethene	0.00	96	0	N.D.	
9) C030 Methylene chloride	3.83	84	4818	Below Cal #	86
10) C040 Carbon disulfide	3.55	76	625	N.D.	
11) C036 Acrolein	0.00	56	0	N.D.	
12) C038 Acrylonitrile	0.00	53	0	N.D.	
13) C035 Acetone	3.43	43	9766	5.10 ug/L	93
14) C300 Acetonitrile	3.68	41	152	N.D.	
15) C276 Iodomethane	3.49	142	859	N.D.	
16) C291 1,1,2 Trichloro-1,	0.00	101	0	N.D.	
17) C962 T-butyl Methyl Eth	0.00	73	0	N.D.	
18) C057 trans-1,2-Dichloro	0.00	96	0	N.D.	
19) C255 Methyl Acetate	3.70	43	76	N.D.	
20) C050 1,1-Dichloroethane	4.42	63	967	N.D.	
21) C125 Vinyl Acetate	0.00	43	0	N.D.	
22) C051 2,2-Dichloropropan	0.00	77	0	N.D.	
23) C056 cis-1,2-Dichloroethe	4.92	96	13303	3.15 ug/L	99
24) C272 Tetrahydrofuran	5.14	42	842	N.D.	
25) C222 Bromochloromethane	0.00	128	0	N.D.	
26) C060 Chloroform	0.00	83	0	N.D.	
27) C115 1,1,1-Trichloroeth	0.00	97	0	N.D.	
28) C120 Carbon tetrachlori	0.00	117	0	N.D.	
29) C116 1,1-Dichloropropen	0.00	75	0	N.D.	
32) C165 Benzene	5.59	78	393	N.D.	
33) C065 1,2-Dichloroethane	0.00	62	0	N.D.	
34) C110 2-Butanone	4.93	43	8184	2.49 ug/L	99
35) C256 Cyclohexane	0.00	56	0	N.D.	
36) C150 Trichloroethene	6.08	95	875	N.D.	
37) C140 1,2-Dichloropropan	0.00	63	0	N.D.	
38) C278 Dibromomethane	0.00	93	0	N.D.	

Quantitation Report (Not Reviewed)

Data File : H:\GCMS_VOA\T\071909\T3926.D Vial: 22
Acq On : 19 Jul 2009 19:20 Operator: MF
Sample : RSG0533-01 Inst : 5975 T
Misc : COMP Multiplr: 1.00
MS Integration Params: RTEINT.P
Quant Time: Jul 20 09:25:18 2009 Results File: R9G1603-6PT.RES

Quant Method : C:\MSDCHEM\1...\R9G1603-6PT.M (RTE Integrator)
Title : 8260 5ML
Last Update : Mon Jul 20 09:24:32 2009
Response via : Initial Calibration
DataAcq Meth : VOA.M
IS QA File : H:\GCMS_VOA\T\071909\T3905.D (19 Jul 2009 10:14)

Internal Standards		R.T.	QIon	Response	Conc Units	Dev(Min) Rcv(Ar)
39) C130	Bromodichlorometha	0.00	83	0	N.D.	
40) C161	2-Chloroethylvinyl	0.00	63	0	N.D.	
41) C012	Methylcycolhexane	0.00	83	0	N.D.	
42) C145	cis-1,3-Dichloropr	0.00	75	0	N.D.	
45) C230	Toluene	7.06	92	1057	N.D.	
46) C170	trans-1,3-Dichloro	0.00	75	0	N.D.	
47) C284	Ethyl Methacrylate	0.00	69	0	N.D.	
48) C160	1,1,2-Trichloroeth	0.00	83	0	N.D.	
49) C210	4-Methyl-2-pentano	6.91	43	3231	N.D.	
50) C220	Tetrachloroethene	0.00	166	0	N.D.	
51) C221	1,3-Dichloropropan	0.00	76	0	N.D.	
52) C155	Dibromochlorometha	0.00	129	0	N.D.	
53) C163	1,2-Dibromoethane	0.00	107	0	N.D.	
54) C215	2-Hexanone	7.64	43	75	N.D.	
55) C235	Chlorobenzene	0.00	112	0	N.D.	
56) C281	1,1,1,2-Tetrachlor	0.00	131	0	N.D.	
57) C240	Ethylbenzene	8.23	91	76	N.D.	
58) C246	m,p-Xylene	8.33	106	93	N.D.	
59) C247	o-Xylene	0.00	106	0	N.D.	
60) C245	Styrene	0.00	104	0	N.D.	
63) C180	Bromoform	0.00	173	0	N.D.	
64) C966	Isopropylbenzene	0.00	105	0	N.D.	
65) C301	Bromobenzene	0.00	156	0	N.D.	
66) C225	1,1,2,2-Tetrachlor	0.00	83	0	N.D.	
67) C282	1,2,3-Trichloropro	0.00	110	0	N.D.	
68) C283	t-1,4-Dichloro-2-B	0.00	53	0	N.D.	
69) C302	n-Propylbenzene	9.11	91	348	N.D.	
70) C303	2-Chlorotoluene	0.00	126	0	N.D.	
71) C289	4-Chlorotoluene	0.00	126	0	N.D.	
72) C304	1,3,5-Trimethylben	0.00	105	0	N.D.	
73) C306	tert-Butylbenzene	0.00	134	0	N.D.	
74) C307	1,2,4-Trimethylben	0.00	105	0	N.D.	
75) C308	sec-Butylbenzene	0.00	105	0	N.D.	
76) C260	1,3-Dichlorobenzen	0.00	146	0	N.D.	
77) C309	4-Isopropyltoluene	0.00	119	0	N.D.	
78) C267	1,4-Dichlorobenzen	0.00	146	0	N.D.	
79) C249	1,2-Dichlorobenzen	10.42	146	944	N.D.	
80) C310	n-Butylbenzene	0.00	91	0	N.D.	
81) C286	1,2-Dibromo-3-Chlo	0.00	75	0	N.D.	
82) C313	1,2,4-Trichloroben	0.00	180	0	N.D.	
83) C316	Hexachlorobutadien	0.00	225	0	N.D.	
84) C314	Naphthalene	11.97	128	7613	0.62 ug/L	100
85) C934	1,2,3-Trichloroben	0.00	180	0	N.D.	

(#) = qualifier out of range (m) = manual integration (+) = signals summed

Data File : H:\GCMS_VOA\T\071909\T3926.D
Acq On : 19 Jul 2009 19:20
Sample : RSG0533-01
Misc : COMP
MS Integration Params: RTEINT.P

Vial: 22
Operator: MF
Inst : 5975 T
Multiplr: 1.00

Quant Time: Jul 20 09:25:18 2009 Results File: R9G1603-6PT.RES
Quant Method : C:\MSDCHEM\1...\R9G1603-6PT.M (RTE Integrator)
Title : 8260 5ML
Last Update : Mon Jul 20 09:24:32 2009
Response via : Initial Calibration
DataAcq Meth : VOA.M

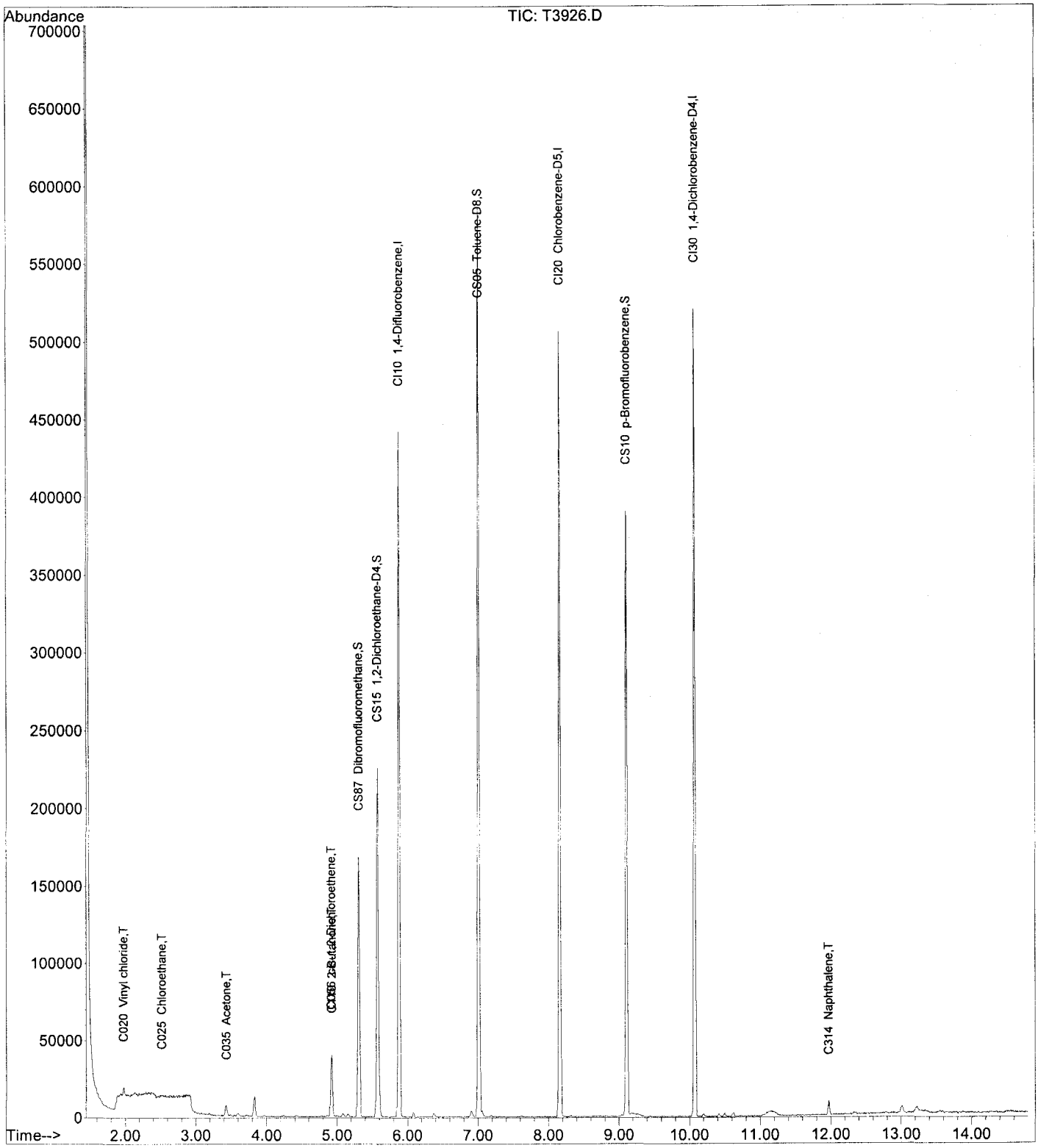

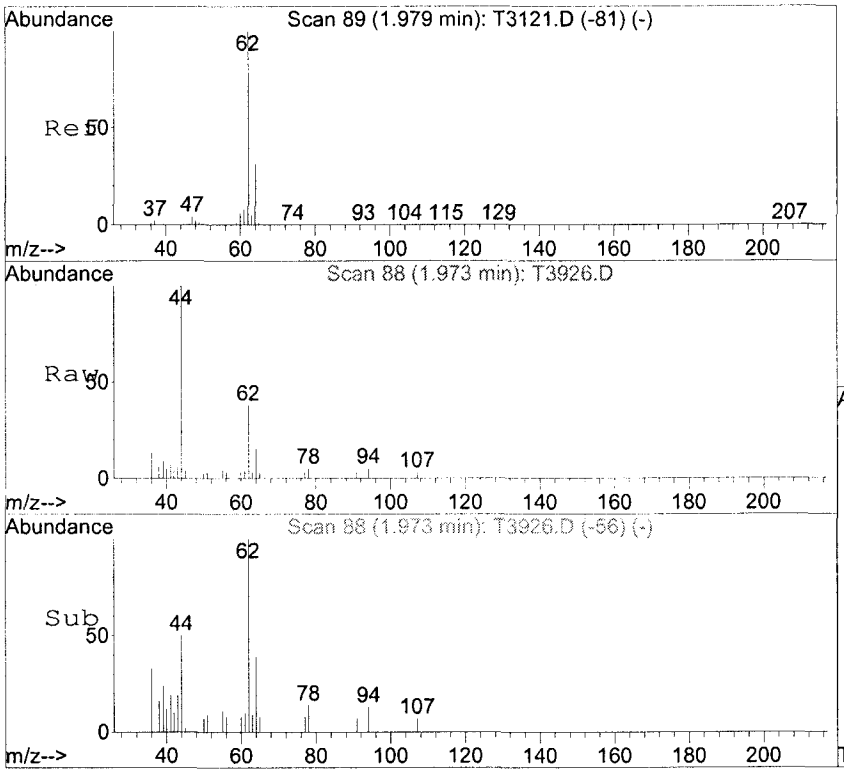

#4
C020 Vinyl chloride
Concen: 1.27 ug/L
RT: 1.97 min Scan# 88
Delta R.T. -0.01 min
Lab File: T3926.D
Acq: 19 Jul 2009 19:20

Tgt Ion: 62 Resp: 4242

Ion	Ratio	Lower	Upper
62	100		
64	39.3	10.0	50.0

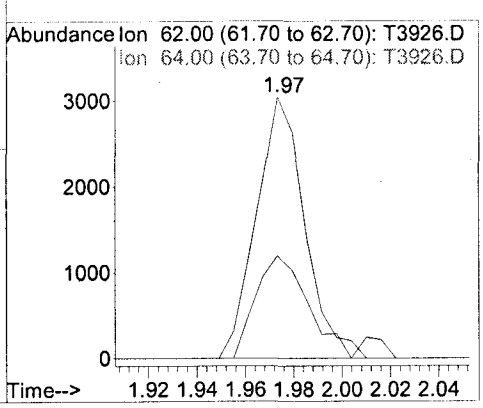

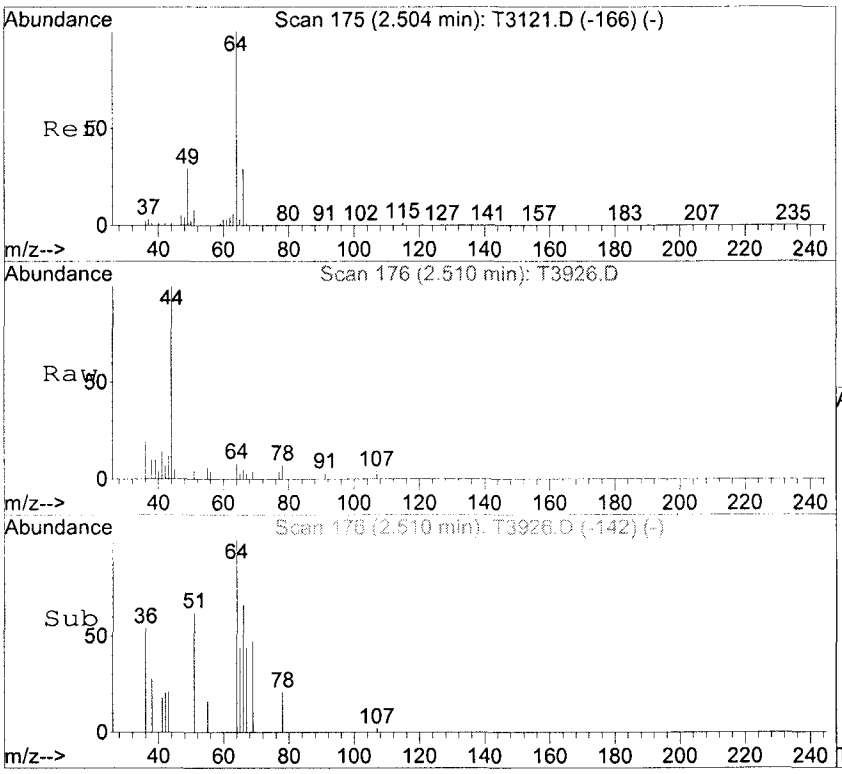

#6
C025 Chloroethane
Concen: 0.97 ug/L
RT: 2.51 min Scan# 176
Delta R.T. 0.01 min
Lab File: T3926.D
Acq: 19 Jul 2009 19:20

Tgt Ion: 64 Resp: 1199

Ion	Ratio	Lower	Upper
64	100		
66	66.2	12.3	52.3#

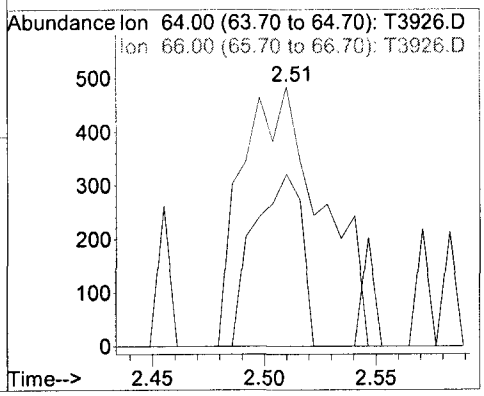

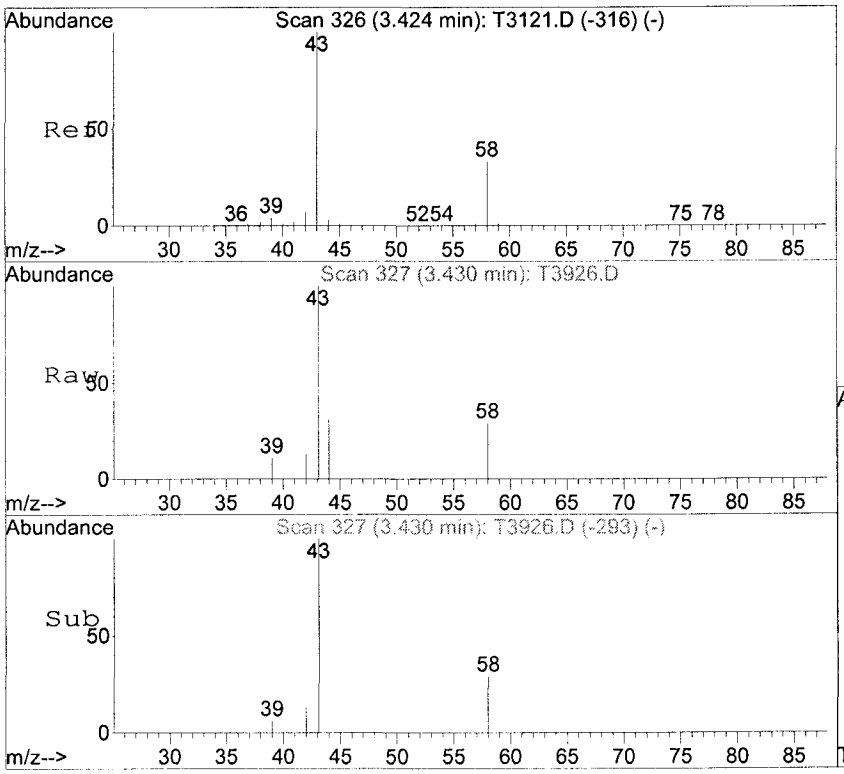

#13
C035 Acetone
Concen: 5.10 ug/L
RT: 3.43 min Scan# 327
Delta R.T. 0.01 min
Lab File: T3926.D
Acq: 19 Jul 2009 19:20

Tgt Ion: 43 Resp: 9766

Ion	Ratio	Lower	Upper
43	100		
58	29.0	26.2	39.2

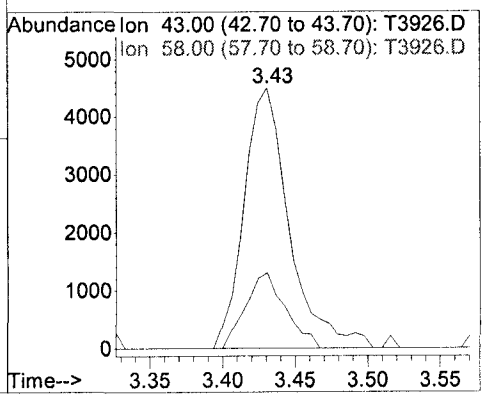

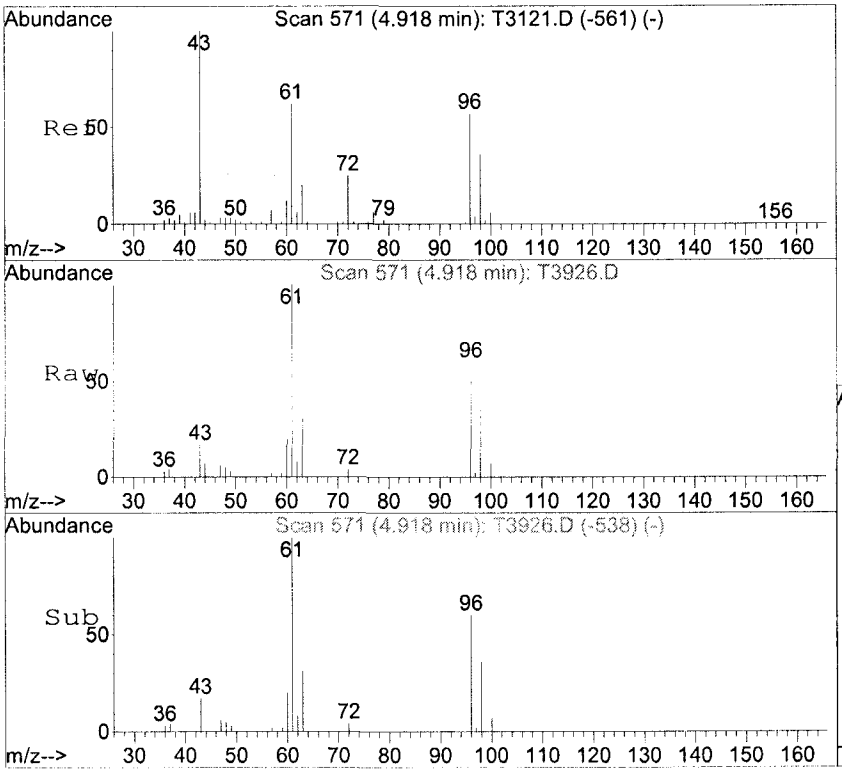

#23
C056 cis-1,2-Dichloroethene
Concen: 3.15 ug/L
RT: 4.92 min Scan# 571
Delta R.T. 0.00 min
Lab File: T3926.D
Acq: 19 Jul 2009 19:20

Tgt Ion: 96 Resp: 13303

Ion	Ratio	Lower	Upper
96	100		
61	165.4	144.3	184.3
98	59.8	40.4	80.4

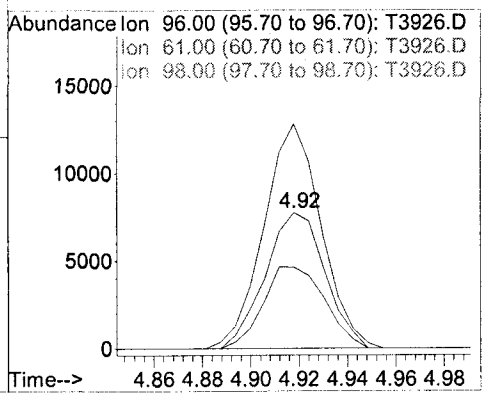

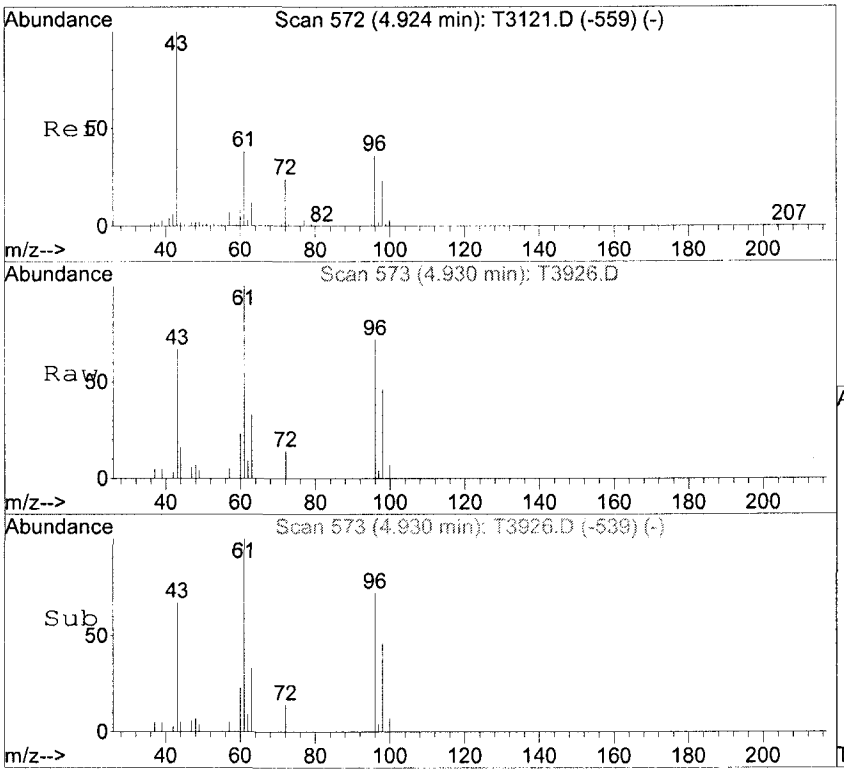

#34
C110 2-Butanone
Concen: 2.49 ug/L
RT: 4.93 min Scan# 573
Delta R.T. 0.01 min
Lab File: T3926.D
Acq: 19 Jul 2009 19:20

Tgt Ion: 43 Resp: 8184

Ion	Ratio	Lower	Upper
43	100		
72	20.2	15.9	23.9

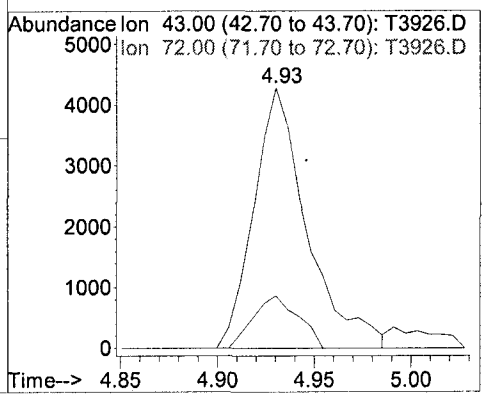

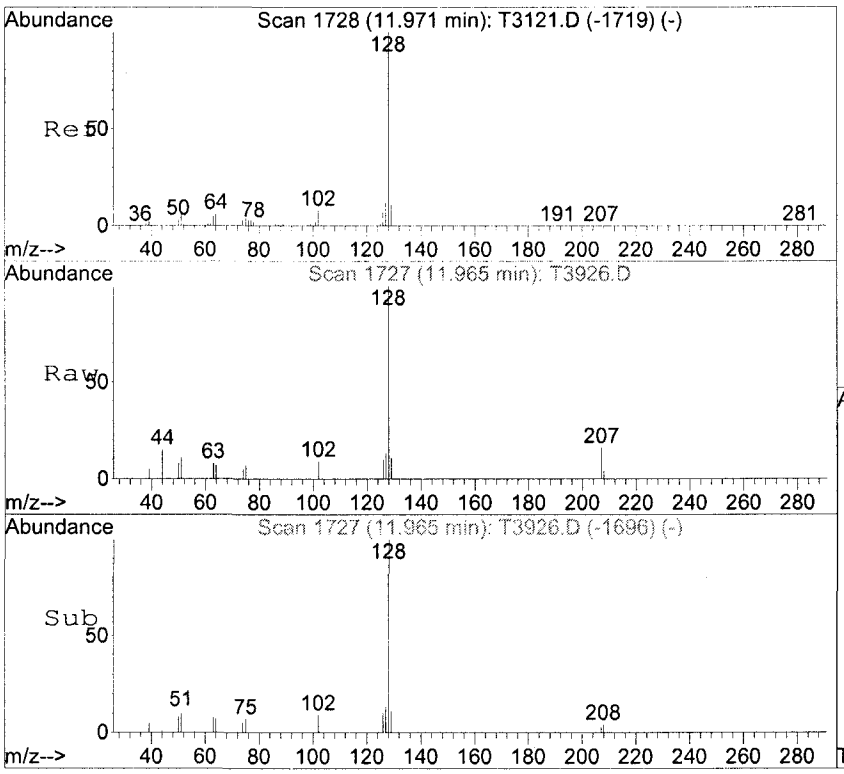

#84
C314 Naphthalene
Concen: 0.62 ug/L
RT: 11.97 min Scan# 1727
Delta R.T. -0.01 min
Lab File: T3926.D
Acq: 19 Jul 2009 19:20

Tgt Ion:128 Resp: 7613

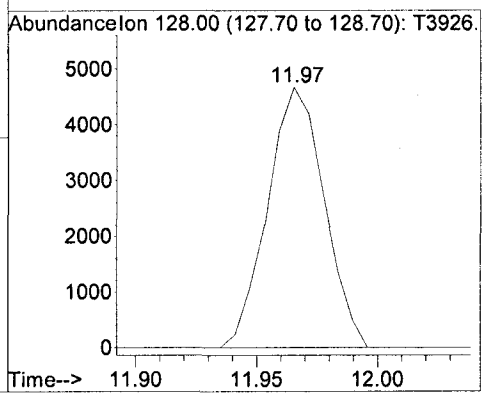

INFLUENT

Form 1
ORGANIC ANALYSIS DATA SHEET
8260B

Laboratory:	TestAmerica Buffalo			SDG:	
Client:	AECOM, Inc. - Amherst, NY			Project:	AECOM, Inc. - Scott Aviation site - NY3A9023
Matrix:	Water	Laboratory ID:	RSG0533-02	File ID:	T3927.D
Sampled:	07/14/09 16:30	Prepared:	07/19/09 11:08	Analyzed:	07/19/09 19:45
Solids:		Preparation:	5030B MS	Initial/Final:	5 mL / 5 mL
Batch:	9G19002	Sequence:	RG91902	Calibration:	R9G1603
Instrument:	HP5975T				

CAS NO.	COMPOUND	DILUTION	CONC. (ug/L)	Q
71-55-6	1,1,1-Trichloroethane	1	1.5	J
79-34-5	1,1,2,2-Tetrachloroethane	1	5.0	U
76-13-1	1,1,2-Trichloro-1,2,2-trifluoroethane	1	5.0	U
79-00-5	1,1,2-Trichloroethane	1	5.0	U
75-34-3	1,1-Dichloroethane	1	18	
75-35-4	1,1-Dichloroethene	1	2.2	J
120-82-1	1,2,4-Trichlorobenzene	1	5.0	U
96-12-8	1,2-Dibromo-3-chloropropane	1	5.0	U
106-93-4	1,2-Dibromoethane	1	5.0	U
95-50-1	1,2-Dichlorobenzene	1	5.0	U
107-06-2	1,2-Dichloroethane	1	5.0	U
78-87-5	1,2-Dichloropropane	1	5.0	U
541-73-1	1,3-Dichlorobenzene	1	5.0	U
106-46-7	1,4-Dichlorobenzene	1	5.0	U
78-93-3	2-Butanone	1	25	U
591-78-6	2-Hexanone	1	25	U
108-10-1	4-Methyl-2-pentanone	1	25	U
67-64-1	Acetone	1	4.3	J
71-43-2	Benzene	1	5.0	U
75-27-4	Bromodichloromethane	1	5.0	U
75-25-2	Bromoform	1	5.0	U
74-83-9	Bromomethane	1	5.0	U
75-15-0	Carbon disulfide	1	2.4	J
56-23-5	Carbon Tetrachloride	1	5.0	U
108-90-7	Chlorobenzene	1	5.0	U
75-00-3	Chloroethane	1	74	
67-66-3	Chloroform	1	5.0	U
74-87-3	Chloromethane	1	5.0	U
10061-01-5	cis-1,3-Dichloropropene	1	5.0	U
110-82-7	Cyclohexane	1	5.0	U
124-48-1	Dibromochloromethane	1	5.0	U
75-71-8	Dichlorodifluoromethane	1	5.0	U
100-41-4	Ethylbenzene	1	5.0	U
98-82-8	Isopropylbenzene	1	5.0	U
79-20-9	Methyl Acetate	1	5.0	U
108-87-2	Methylcyclohexane	1	5.0	U
75-09-2	Methylene Chloride	1	5.0	U
1634-04-4	Methyl-t-Butyl Ether (MTBE)	1	5.0	U
100-42-5	Styrene	1	5.0	U

INFLUENT

Form 1
ORGANIC ANALYSIS DATA SHEET
8260B

Laboratory:	TestAmerica Buffalo			SDG:	
Client:	AECOM, Inc. - Amherst, NY			Project:	AECOM, Inc. - Scott Aviation site - NY3A9023
Matrix:	Water	Laboratory ID:	RSG0533-02	File ID:	T3927.D
Sampled:	07/14/09 16:30	Prepared:	07/19/09 11:08	Analyzed:	07/19/09 19:45
Solids:		Preparation:	5030B MS	Initial/Final:	5 mL / 5 mL

Batch: 9G19002 Sequence: RG91902 Calibration: R9G1603 Instrument: HP5975T

CAS NO.	COMPOUND	DILUTION	CONC. (ug/L)	Q
127-18-4	Tetrachloroethene	1	5.0	U
108-88-3	Toluene	1	4.4	J
156-60-5	trans-1,2-Dichloroethene	1	1.8	J
10061-02-6	trans-1,3-Dichloropropene	1	5.0	U
79-01-6	Trichloroethene	1	50	
75-69-4	Trichlorofluoromethane	1	5.0	U
1330-20-7	Xylenes, total	1	15	U

SYSTEM MONITORING COMPOUND	ADDED (ug/L)	CONC (ug/L)	% REC	QC LIMITS	Q
1,2-Dichloroethane-d4	25.0	25.7	103	66 - 137	
4-Bromofluorobenzene	25.0	23.6	94	73 - 120	
Toluene-d8	25.0	24.8	99	71 - 126	

INTERNAL STANDARD	AREA	RT	REF AREA	REF RT	Q
1,4-Dichlorobenzene-d4	126645	10.07	161871	10.08	
1,4-Difluorobenzene	299767	5.88	365659	5.87	
Chlorobenzene-d5	248398	8.16	313116	8.15	

* Values outside of QC limits

Quantitation Report (Not Reviewed)

Data File : H:\GCMS_VOA\T\071909\T3927.D
Acq On : 19 Jul 2009 19:45
Sample : RSG0533-02
Misc : COMP
MS Integration Params: RTEINT.P
Quant Time: Jul 20 09:25:24 2009

Vial: 23
Operator: MF
Inst : 5975 T
Multiplr: 1.00

RE@8X

Results File: R9G1603-6PT.RES

Quant Method : C:\MSDCHEM\1...\R9G1603-6PT.M (RTE Integrator)
Title : 8260 5ML
Last Update : Mon Jul 20 09:24:32 2009
Response via : Initial Calibration
DataAcq Meth : VOA.M
IS QA File : H:\GCMS_VOA\T\071909\T3905.D (19 Jul 2009 10:14)

SOE 7/20/09

Internal Standards	R.T.	QIon	Response	Conc Units	Dev(Min) Rcv(Ar)
1) CI10 1,4-Difluorobenzene	5.88	114	299767	25.00 ug/L	0.00 81.98%
43) CI20 Chlorobenzene-D5	8.16	117	248398	25.00 ug/L	0.00 79.33%
62) CI30 1,4-Dichlorobenzene-	10.07	152	126645	25.00 ug/L	0.00 78.24%

System Monitoring Compounds

30) CS87 Dibromofluoromethane	5.30	111	97461	24.73 ug/L	0.00
Spiked Amount 25.000	Range 70 - 130		Recovery	= 98.92%	
31) CS15 1,2-Dichloroethane-D	5.57	65	142889	25.70 ug/L	0.00
Spiked Amount 25.000	Range 66 - 137		Recovery	= 102.80%	
44) CS05 Toluene-D8	7.00	98	345975	24.84 ug/L	0.00
Spiked Amount 25.000	Range 71 - 126		Recovery	= 99.36%	
61) CS10 p-Bromofluorobenzene	9.11	174	101664	23.60 ug/L	0.00
Spiked Amount 25.000	Range 73 - 120		Recovery	= 94.40%	

Target Compounds

					Qvalue
2) C290 Dichlorodifluorome	0.00	85	0	N.D.	
3) C010 Chloromethane	1.85	50	461	Below Cal #	43
4) C020 Vinyl chloride	1.98	62	706575	208.36 ug/L	95
~~5) C015 Bromomethane~~	~~2.38~~	~~94~~	~~675~~	~~0.70 ug/L #~~	~~4~~
6) C025 Chloroethane	2.51	64	92760	73.94 ug/L	99
7) C275 Trichlorofluoromet	0.00	101	0	N.D.	
8) C045 1,1-Dichloroethene	3.33	96	7814	2.25 ug/L	97
9) C030 Methylene chloride	3.83	84	5183	Below Cal	96
10) C040 Carbon disulfide	3.55	76	25193	2.44 ug/L	100
11) C036 Acrolein	0.00	56	0	N.D.	
12) C038 Acrylonitrile	0.00	53	0	N.D.	
13) C035 Acetone	3.43	43	8356	4.31 ug/L	92
14) C300 Acetonitrile	3.72	41	987	N.D.	
15) C276 Iodomethane	0.00	142	0	N.D.	
16) C291 1,1,2 Trichloro-1,	0.00	101	0	N.D.	
17) C962 T-butyl Methyl Eth	0.00	73	0	N.D.	
18) C057 trans-1,2-Dichloroet	4.06	96	7310	1.84 ug/L	92
19) C255 Methyl Acetate	3.69	43	76	N.D.	
20) C050 1,1-Dichloroethane	4.43	63	139041	17.54 ug/L	98
21) C125 Vinyl Acetate	0.00	43	0	N.D.	
22) C051 2,2-Dichloropropan	0.00	77	0	N.D.	
23) C056 cis-1,2-Dichloroethe	4.92	96	1946220	453.85 ug/L	94
24) C272 Tetrahydrofuran	5.16	42	2429	N.D.	
25) C222 Bromochloromethane	0.00	128	0	N.D.	
26) C060 Chloroform	0.00	83	0	N.D.	
27) C115 1,1,1-Trichloroethan	5.30	97	8308	1.47 ug/L	90
28) C120 Carbon tetrachlori	5.30	117	837	N.D.	
29) C116 1,1-Dichloropropen	0.00	75	0	N.D.	
32) C165 Benzene	5.59	78	2066	N.D.	
33) C065 1,2-Dichloroethane	5.63	62	746	N.D.	
~~34) C110 2-Butanone~~	~~4.93~~	~~43~~	~~11168~~	~~3.35 ug/L #~~	~~1~~
35) C256 Cyclohexane	5.32	56	836	N.D.	
36) C150 Trichloroethene	6.08	95	213962	50.09 ug/L #	83
37) C140 1,2-Dichloropropan	0.00	63	0	N.D.	
38) C278 Dibromomethane	0.00	93	0	N.D.	

Quantitation Report (Not Reviewed)

Data File : H:\GCMS_VOA\T\071909\T3927.D
Acq On : 19 Jul 2009 19:45
Sample : RSG0533-02
Misc : COMP
MS Integration Params: RTEINT.P
Quant Time: Jul 20 09:25:24 2009

Vial: 23
Operator: MF
Inst : 5975 T
Multiplr: 1.00

Results File: R9G1603-6PT.RES

Quant Method : C:\MSDCHEM\1...\R9G1603-6PT.M (RTE Integrator)
Title : 8260 5ML
Last Update : Mon Jul 20 09:24:32 2009
Response via : Initial Calibration
DataAcq Meth : VOA.M
IS QA File : H:\GCMS_VOA\T\071909\T3905.D (19 Jul 2009 10:14)

Internal Standards		R.T.	QIon	Response	Conc Units	Dev(Min) Rcv(Ar)
39) C130	Bromodichlorometha	0.00	83	0	N.D.	
40) C161	2-Chloroethylvinyl	0.00	63	0	N.D.	
41) C012	Methylcycolhexane	6.21	83	257	N.D.	
42) C145	cis-1,3-Dichloropr	0.00	75	0	N.D.	
45) C230	Toluene	7.06	92	41092	4.35 ug/L	98
46) C170	trans-1,3-Dichloro	0.00	75	0	N.D.	
47) C284	Ethyl Methacrylate	0.00	69	0	N.D.	
48) C160	1,1,2-Trichloroeth	0.00	83	0	N.D.	
49) C210	4-Methyl-2-pentano	6.91	43	3398	N.D.	
50) C220	Tetrachloroethene	0.00	166	0	N.D.	
51) C221	1,3-Dichloropropan	0.00	76	0	N.D.	
52) C155	Dibromochlorometha	0.00	129	0	N.D.	
53) C163	1,2-Dibromoethane	0.00	107	0	N.D.	
54) C215	2-Hexanone	7.40	43	76	N.D.	
55) C235	Chlorobenzene	0.00	112	0	N.D.	
56) C281	1,1,1,2-Tetrachlor	0.00	131	0	N.D.	
57) C240	Ethylbenzene	8.23	91	2534	N.D.	
58) C246	m,p-Xylene	8.32	106	2633	N.D.	
59) C247	o-Xylene	8.66	106	1618	N.D.	
60) C245	Styrene	0.00	104	0	N.D.	
63) C180	Bromoform	0.00	173	0	N.D.	
64) C966	Isopropylbenzene	0.00	105	0	N.D.	
65) C301	Bromobenzene	0.00	156	0	N.D.	
66) C225	1,1,2,2-Tetrachlor	0.00	83	0	N.D.	
67) C282	1,2,3-Trichloropro	0.00	110	0	N.D.	
68) C283	t-1,4-Dichloro-2-B	0.00	53	0	N.D.	
69) C302	n-Propylbenzene	9.11	91	308	N.D.	
70) C303	2-Chlorotoluene	0.00	126	0	N.D.	
71) C289	4-Chlorotoluene	0.00	126	0	N.D.	
72) C304	1,3,5-Trimethylben	0.00	105	0	N.D.	
73) C306	tert-Butylbenzene	0.00	134	0	N.D.	
74) C307	1,2,4-Trimethylben	9.73	105	308	N.D.	
75) C308	sec-Butylbenzene	9.73	105	308	N.D.	
76) C260	1,3-Dichlorobenzen	0.00	146	0	N.D.	
77) C309	4-Isopropyltoluene	0.00	119	0	N.D.	
78) C267	1,4-Dichlorobenzen	0.00	146	0	N.D.	
79) C249	1,2-Dichlorobenzen	10.42	146	663	N.D.	
80) C310	n-Butylbenzene	0.00	91	0	N.D.	
81) C286	1,2-Dibromo-3-Chlo	0.00	75	0	N.D.	
82) C313	1,2,4-Trichloroben	0.00	180	0	N.D.	
83) C316	Hexachlorobutadien	0.00	225	0	N.D.	
84) C314	Naphthalene	11.97	128	3608	N.D.	
85) C934	1,2,3-Trichloroben	0.00	180	0	N.D.	

(#) = qualifier out of range (m) = manual integration (+) = signals summed

Data File : H:\GCMS_VOA\T\071909\T3927.D
Acq On : 19 Jul 2009 19:45
Sample : RSG0533-02
Misc : COMP
MS Integration Params: RTEINT.P

Vial: 23
Operator: MF
Inst : 5975 T
Multiplr: 1.00

Quant Time: Jul 20 09:25:24 2009 Results File: R9G1603-6PT.RES
Quant Method : C:\MSDCHEM\1...\R9G1603-6PT.M (RTE Integrator)
Title : 8260 5ML
Last Update : Mon Jul 20 09:24:32 2009
Response via : Initial Calibration
DataAcq Meth : VOA.M



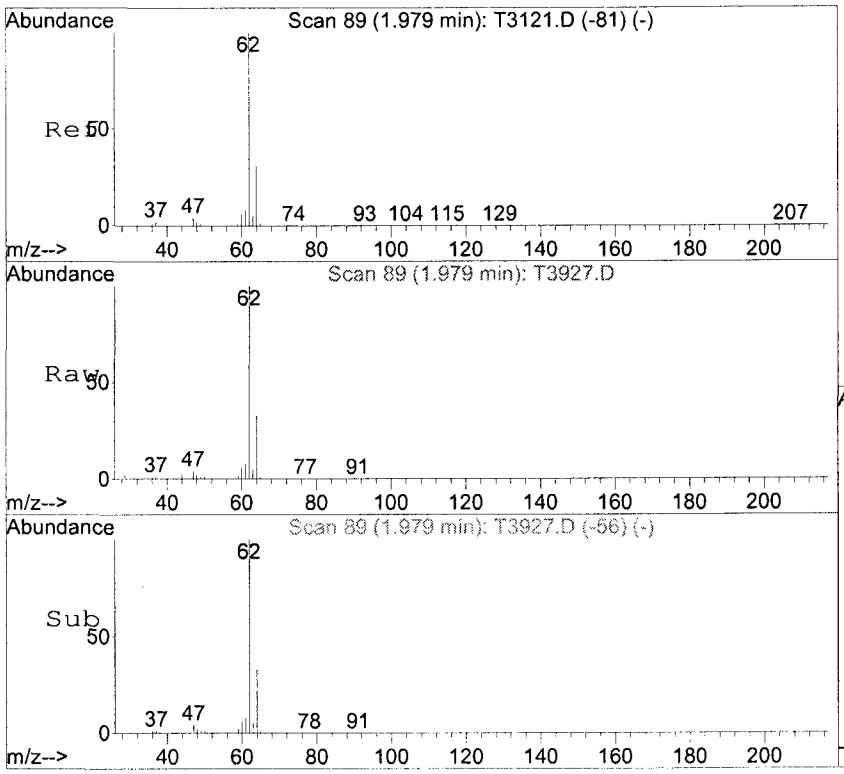

#4
C020 Vinyl chloride
Concen: 208.36 ug/L
RT: 1.98 min Scan# 89
Delta R.T. 0.00 min
Lab File: T3927.D
Acq: 19 Jul 2009 19:45

Tgt Ion: 62 Resp: 706575

Ion	Ratio	Lower	Upper
62	100		
64	32.7	10.0	50.0

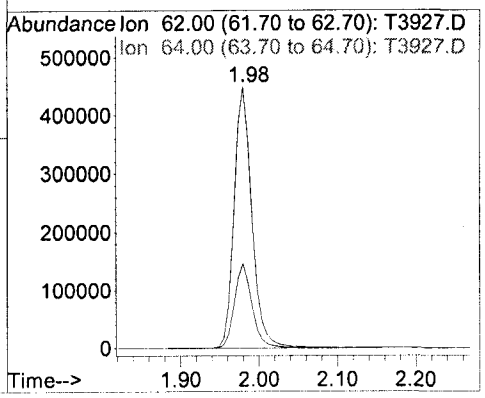

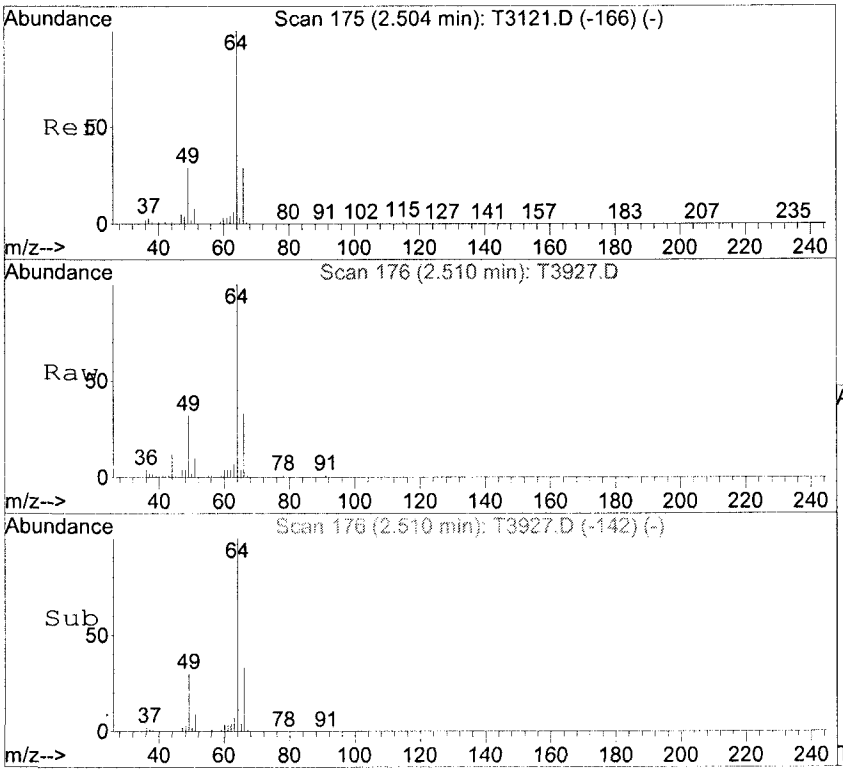

#6
C025 Chloroethane
Concen: 73.94 ug/L
RT: 2.51 min Scan# 176
Delta R.T. 0.01 min
Lab File: T3927.D
Acq: 19 Jul 2009 19:45

Tgt Ion: 64 Resp: 92760

Ion	Ratio	Lower	Upper
64	100		
66	32.6	12.3	52.3

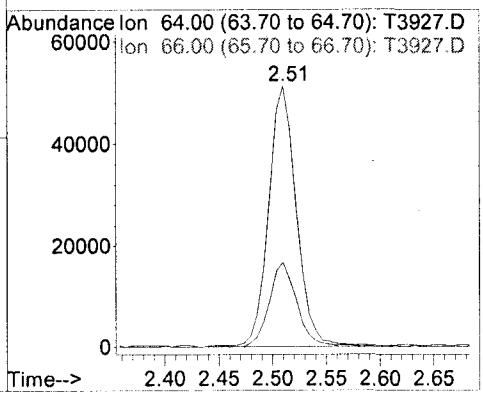

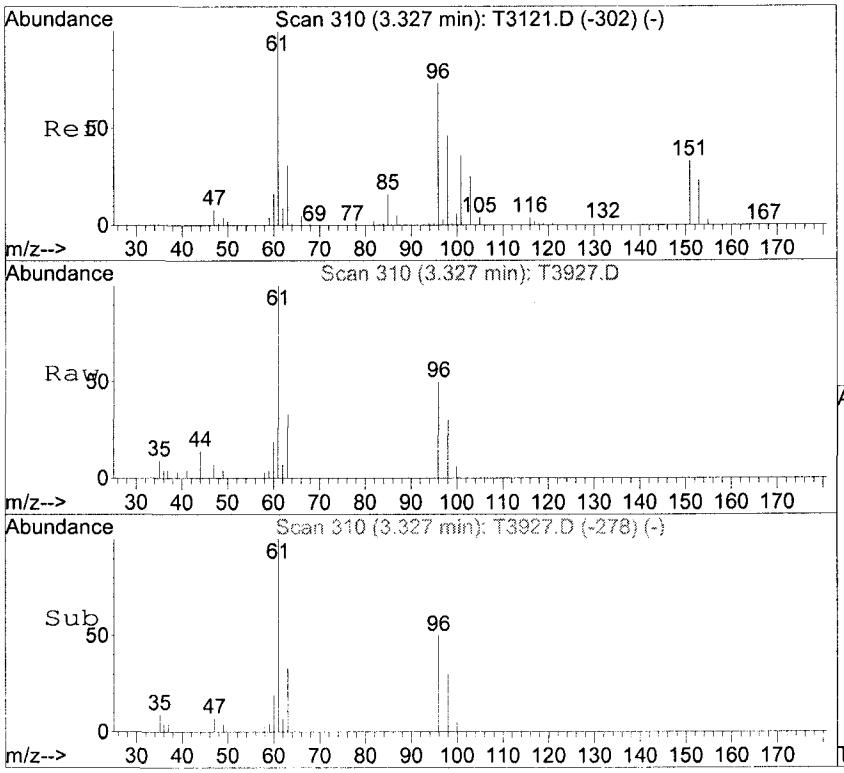

#8
C045 1,1-Dichloroethene
Concen: 2.25 ug/L
RT: 3.33 min Scan# 310
Delta R.T. -0.01 min
Lab File: T3927.D
Acq: 19 Jul 2009 19:45

Tgt Ion: 96 Resp: 7814

Ion	Ratio	Lower	Upper
96	100		
61	201.0	180.0	220.0
63	66.7	36.8	76.8

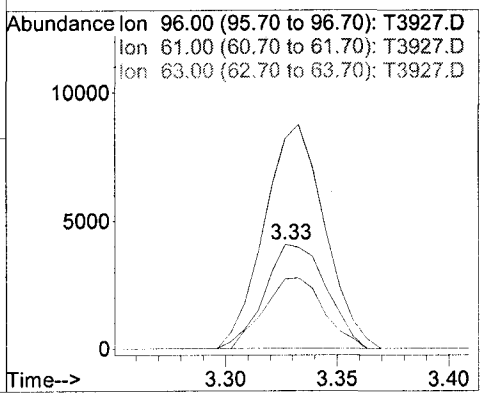

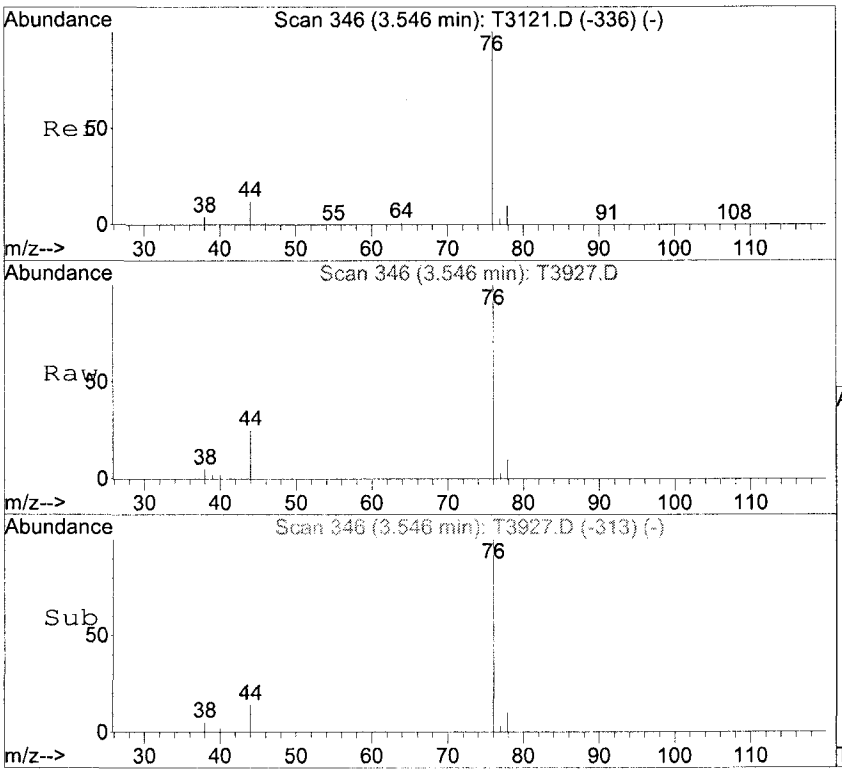

#10
C040 Carbon disulfide
Concen: 2.44 ug/L
RT: 3.55 min Scan# 346
Delta R.T. 0.00 min
Lab File: T3927.D
Acq: 19 Jul 2009 19:45

Tgt Ion: 76 Resp: 25193

Ion	Ratio	Lower	Upper
76	100		
78	10.1	7.9	11.9

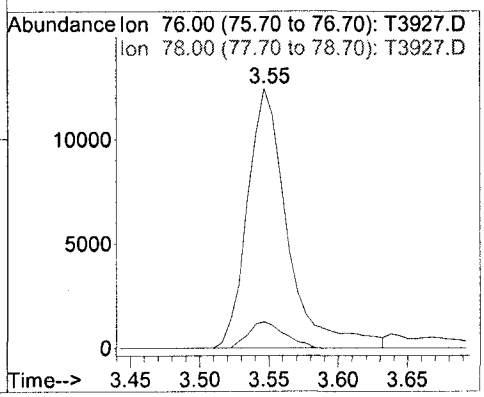

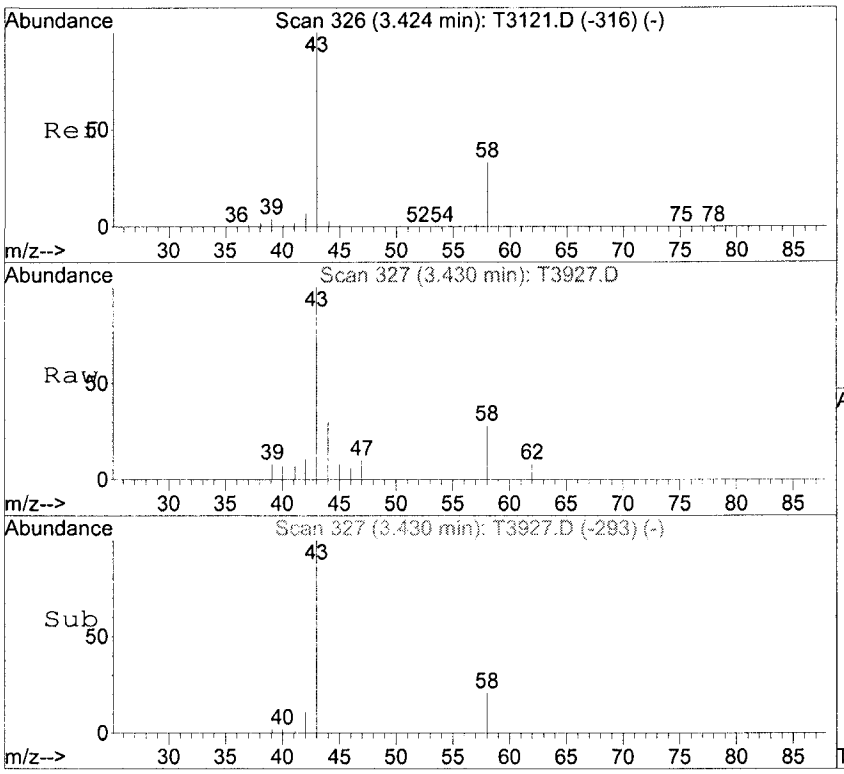

#13
C035 Acetone
Concen: 4.31 ug/L
RT: 3.43 min Scan# 327
Delta R.T. 0.01 min
Lab File: T3927.D
Acq: 19 Jul 2009 19:45

Tgt Ion: 43 Resp: 8356

Ion	Ratio	Lower	Upper
43	100		
58	28.1	26.2	39.2

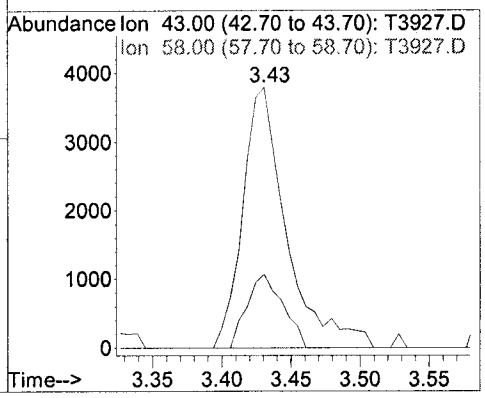

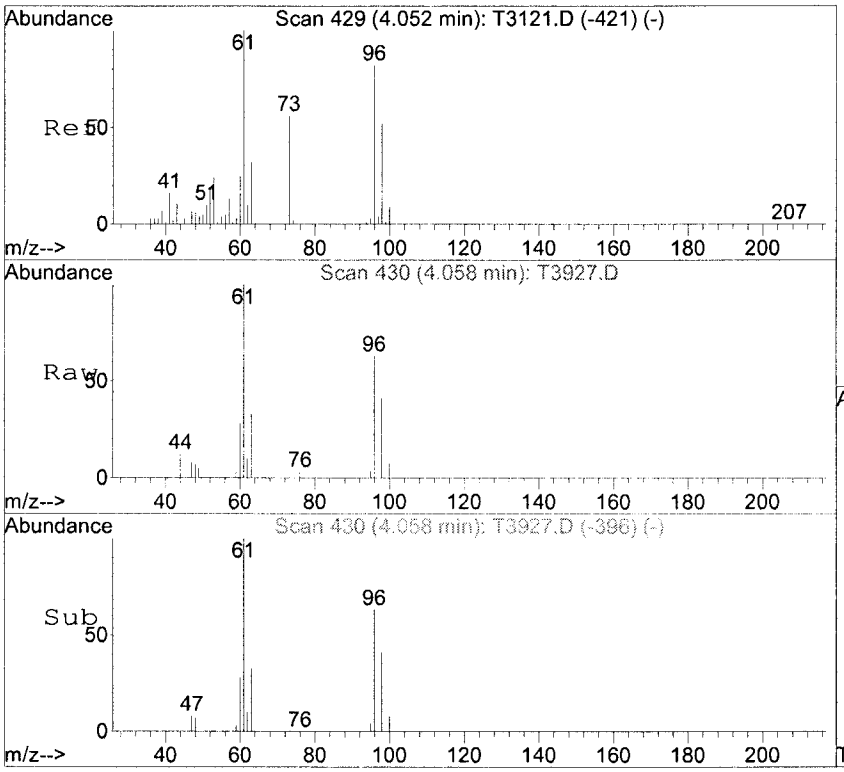

#18
C057 trans-1,2-Dichloroethene
Concen: 1.84 ug/L
RT: 4.06 min Scan# 430
Delta R.T. 0.01 min
Lab File: T3927.D
Acq: 19 Jul 2009 19:45

Tgt Ion: 96 Resp: 7310

Ion	Ratio	Lower	Upper
96	100		
61	158.5	151.9	191.9
98	64.5	42.2	82.2

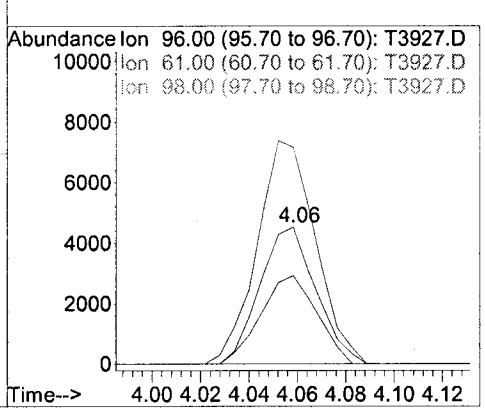

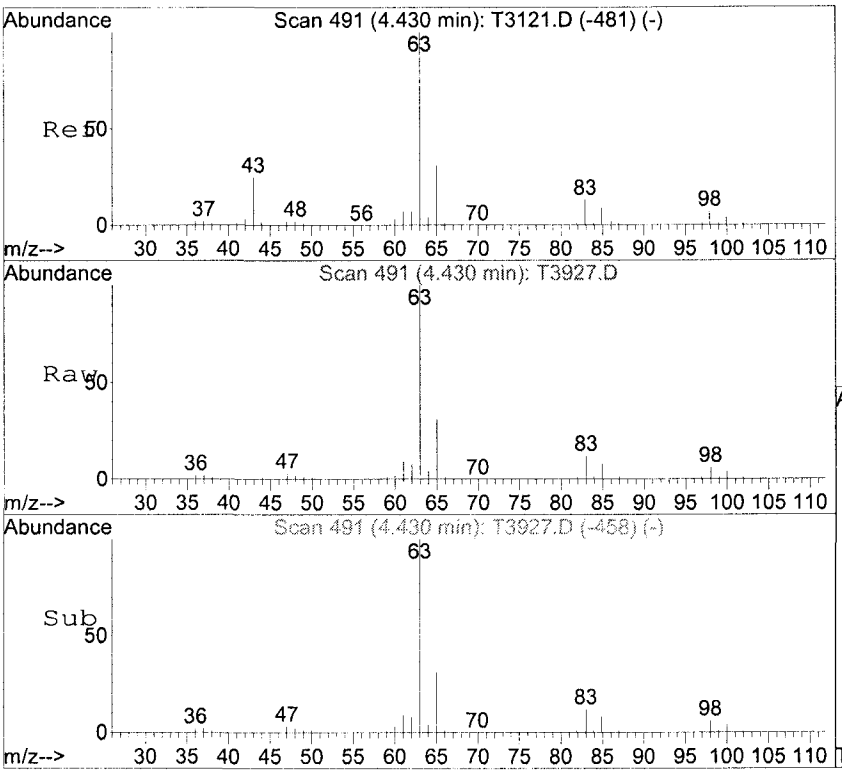

#20
C050 1,1-Dichloroethane
Concen: 17.54 ug/L
RT: 4.43 min Scan# 491
Delta R.T. 0.00 min
Lab File: T3927.D
Acq: 19 Jul 2009 19:45

Tgt Ion: 63 Resp: 139041

Ion	Ratio	Lower	Upper
63	100		
65	31.4	11.5	51.5
83	12.0	0.0	29.7

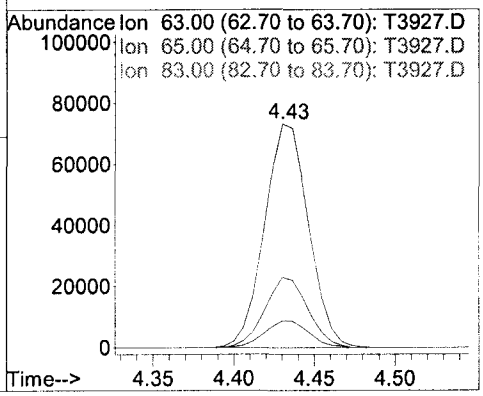

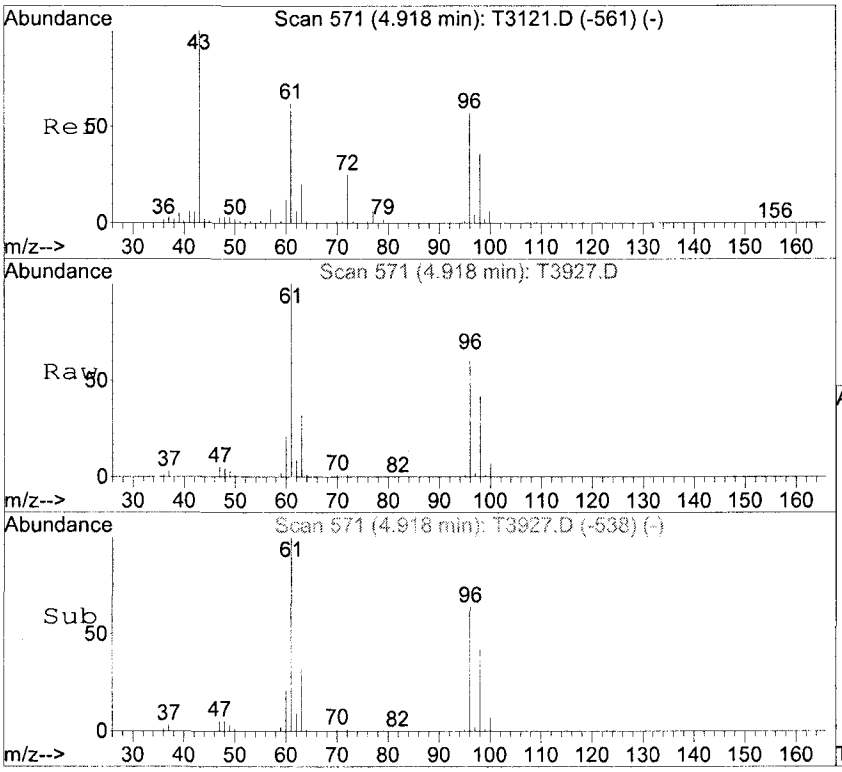

#23
C056 cis-1,2-Dichloroethene
Concen: 453.85 ug/L
RT: 4.92 min Scan# 571
Delta R.T. 0.00 min
Lab File: T3927.D
Acq: 19 Jul 2009 19:45

Tgt Ion: 96 Resp: 1946220

Ion	Ratio	Lower	Upper
96	100		
61	156.2	144.3	184.3
98	64.9	40.4	80.4

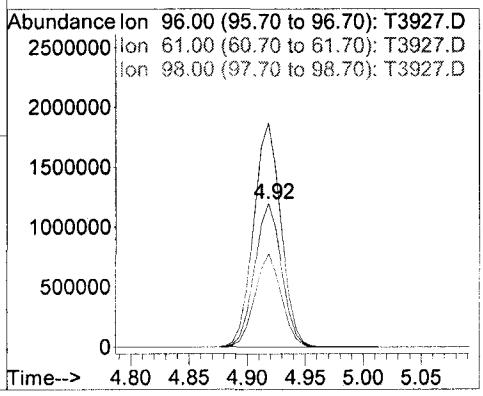

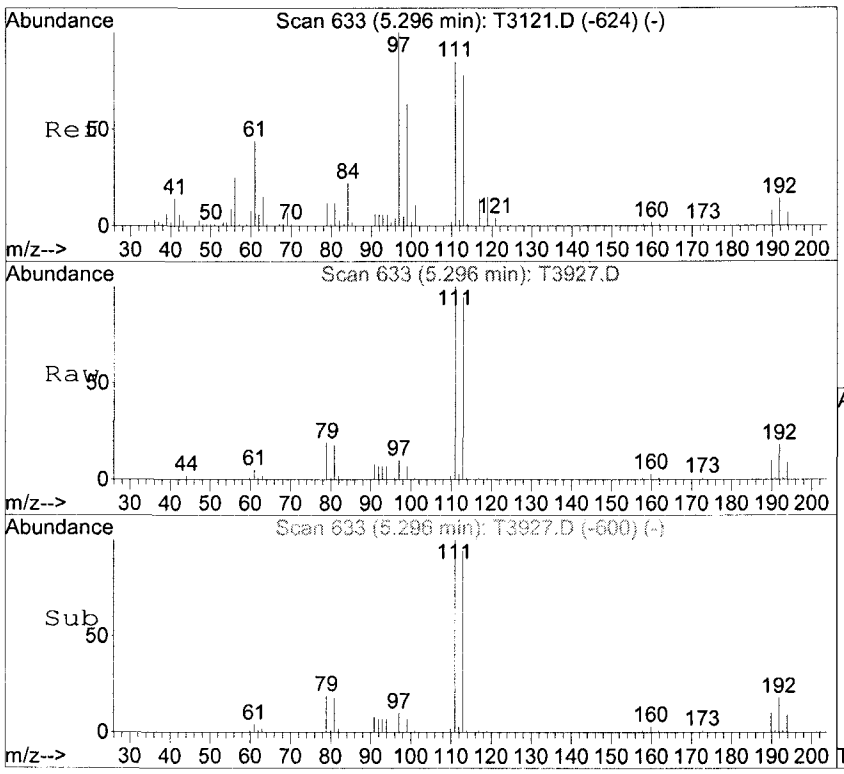

#27
C115 1,1,1-Trichloroethane
Concen: 1.47 ug/L
RT: 5.30 min Scan# 633
Delta R.T. 0.00 min
Lab File: T3927.D
Acq: 19 Jul 2009 19:45

Tgt Ion: 97 Resp: 8308

Ion	Ratio	Lower	Upper
97	100		
99	70.4	43.9	83.9
61	52.0	40.3	80.3

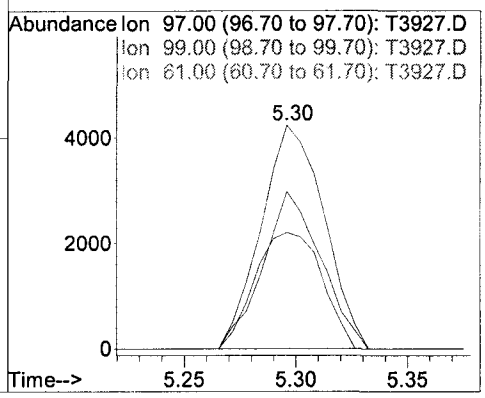

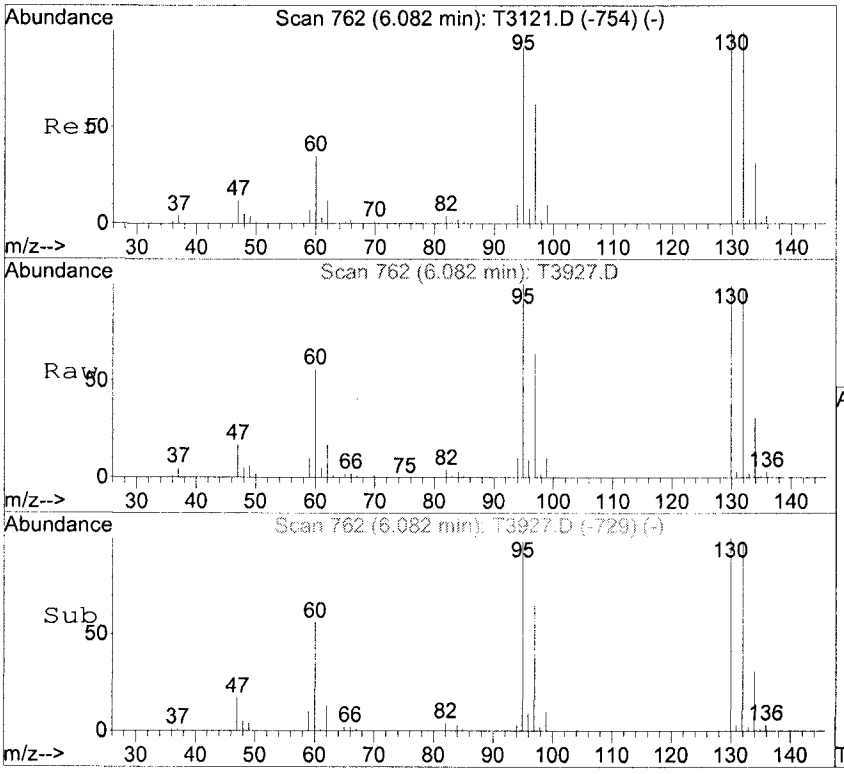

#36
C150 Trichloroethene
Concen: 50.09 ug/L
RT: 6.08 min Scan# 762
Delta R.T. 0.00 min
Lab File: T3927.D
Acq: 19 Jul 2009 19:45

Tgt Ion: 95 Resp: 213962

Ion	Ratio	Lower	Upper
95	100		
130	98.6	95.2	135.2
132	97.6	98.4	138.4#

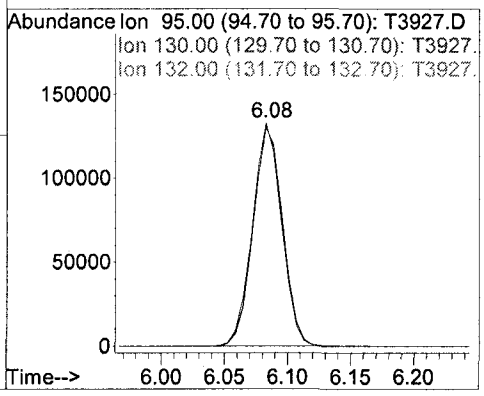

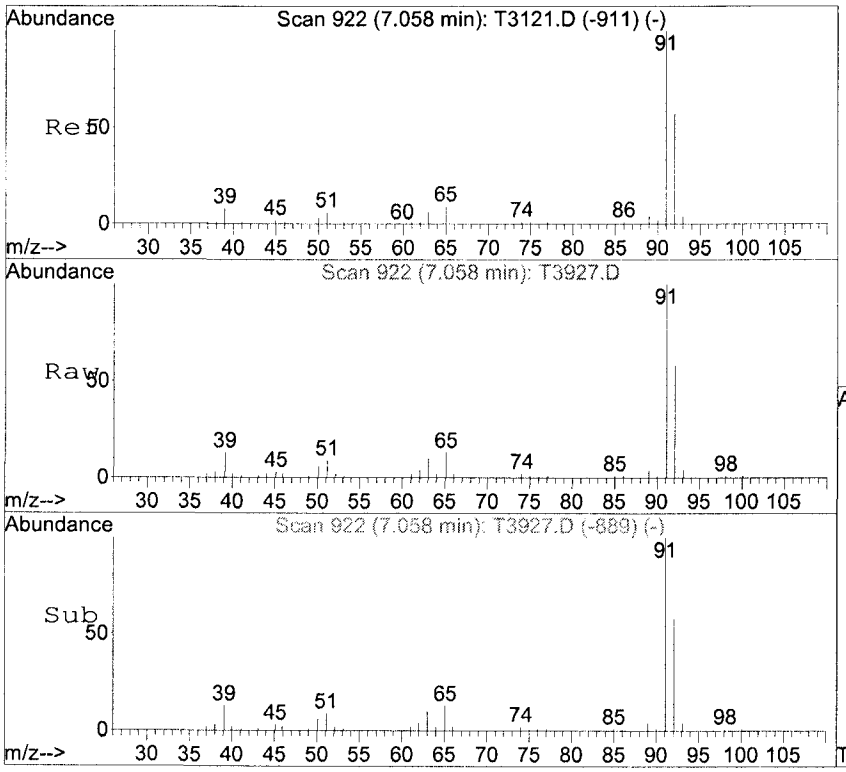

#45
C230 Toluene

Concen: 4.35 ug/L
RT: 7.06 min Scan# 922
Delta R.T. 0.00 min
Lab File: T3927.D
Acq: 19 Jul 2009 19:45

Tgt Ion: 92 Resp: 41092

Ion	Ratio	Lower	Upper
92	100		
91	173.9	150.8	190.8

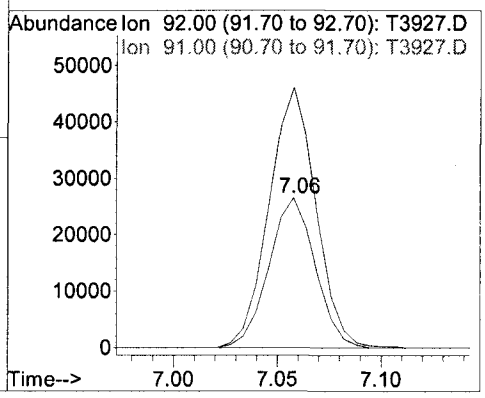

Form 1

ORGANIC ANALYSIS DATA SHEET

8260B

63/186

INFLUENT

Laboratory:	TestAmerica Buffalo			SDG:	
Client:	AECOM, Inc. - Amherst, NY			Project:	AECOM, Inc. - Scott Aviation site - NY3A9023
Matrix:	Water	Laboratory ID:	RSG0533-02RE1	File ID:	T3944.D
Sampled:	07/14/09 16:30	Prepared:	07/20/09 09:51	Analyzed:	07/20/09 15:51
Solids:		Preparation:	5030B MS	Initial/Final:	5 mL / 5 mL

Batch: 9G20020 Sequence: RG92002 Calibration: R9G1603 Instrument: HP5975T

CAS NO.	COMPOUND	DILUTION	CONC. (ug/L)	Q
71-55-6	1,1,1-Trichloroethane	8	8.0	UD
79-34-5	1,1,2,2-Tetrachloroethane	8	8.0	UD
76-13-1	1,1,2-Trichloro-1,2,2-trifluoroethane	8	8.0	UD
79-00-5	1,1,2-Trichloroethane	8	8.0	UD
75-34-3	1,1-Dichloroethane	8	16	D
75-35-4	1,1-Dichloroethene	8	8.0	UD
120-82-1	1,2,4-Trichlorobenzene	8	8.0	UD
96-12-8	1,2-Dibromo-3-chloropropane	8	8.0	UD
106-93-4	1,2-Dibromoethane	8	8.0	UD
95-50-1	1,2-Dichlorobenzene	8	8.0	UD
107-06-2	1,2-Dichloroethane	8	8.0	UD
78-87-5	1,2-Dichloropropane	8	8.0	UD
541-73-1	1,3-Dichlorobenzene	8	8.0	UD
106-46-7	1,4-Dichlorobenzene	8	8.0	UD
78-93-3	2-Butanone	8	40	UD
591-78-6	2-Hexanone	8	40	UD
108-10-1	4-Methyl-2-pentanone	8	40	UD
67-64-1	Acetone	8	40	UD
71-43-2	Benzene	8	8.0	UD
75-27-4	Bromodichloromethane	8	8.0	UD
75-25-2	Bromoform	8	8.0	UD
74-83-9	Bromomethane	8	8.0	UD
75-15-0	Carbon disulfide	8	8.0	UD
56-23-5	Carbon Tetrachloride	8	8.0	UD
108-90-7	Chlorobenzene	8	8.0	UD
75-00-3	Chloroethane	8	71	D
67-66-3	Chloroform	8	8.0	UD
74-87-3	Chloromethane	8	8.0	UD
156-59-2	cis-1,2-Dichloroethene	8	390	D
10061-01-5	cis-1,3-Dichloropropene	8	8.0	UD
110-82-7	Cyclohexane	8	8.0	UD
124-48-1	Dibromochloromethane	8	8.0	UD
75-71-8	Dichlorodifluoromethane	8	8.0	UD
100-41-4	Ethylbenzene	8	8.0	UD
98-82-8	Isopropylbenzene	8	8.0	UD
79-20-9	Methyl Acetate	8	8.0	UD
108-87-2	Methylcyclohexane	8	8.0	UD
75-09-2	Methylene Chloride	8	3.8	JBD
1634-04-4	Methyl-t-Butyl Ether (MTBE)	8	8.0	UD

Form 1

ORGANIC ANALYSIS DATA SHEET

8260B

64/186

INFLUENT

Laboratory:	TestAmerica Buffalo		SDG:		
Client:	AECOM, Inc. - Amherst, NY		Project:	AECOM, Inc. - Scott Aviation site - NY3A9023	
Matrix:	Water	Laboratory ID:	RSG0533-02RE1	File ID:	T3944.D
Sampled:	07/14/09 16:30	Prepared:	07/20/09 09:51	Analyzed:	07/20/09 15:51
Solids:		Preparation:	5030B MS	Initial/Final:	5 mL / 5 mL

Batch: 9G20020 Sequence: RG92002 Calibration: R9G1603 Instrument: HP5975T

CAS NO.	COMPOUND	DILUTION	CONC. (ug/L)	Q
100-42-5	Styrene	8	8.0	UD
127-18-4	Tetrachloroethene	8	8.0	UD
108-88-3	Toluene	8	4.4	JD
156-60-5	trans-1,2-Dichloroethene	8	8.0	UD
10061-02-6	trans-1,3-Dichloropropene	8	8.0	UD
79-01-6	Trichloroethene	8	44	D
75-69-4	Trichlorofluoromethane	8	8.0	UD
75-01-4	Vinyl chloride	8	210	D
1330-20-7	Xylenes, total	8	24	UD

SYSTEM MONITORING COMPOUND	ADDED (ug/L)	CONC (ug/L)	% REC	QC LIMITS	Q
1,2-Dichloroethane-d4	25.0	25.1	101	66 - 137	
4-Bromofluorobenzene	25.0	23.6	94	73 - 120	
Toluene-d8	25.0	24.7	99	71 - 126	

INTERNAL STANDARD	AREA	RT	REF AREA	REF RT	Q
1,4-Dichlorobenzene-d4	112661	10.07	135982	10.07	
1,4-Difluorobenzene	265274	5.87	313417	5.87	
Chlorobenzene-d5	219210	8.15	265025	8.15	

* Values outside of QC limits

Quantitation Report (Not Reviewed)

Data File : H:\GCMS_VOA\T\072009\T3944.D
Acq On : 20 Jul 2009 15:51
Sample : RSG0533-02RE1@8X
Misc : ~~F.O. TCLP~~
MS Integration Params: RTEINT.P
Quant Time: Jul 21 09:02:34 2009

Vial: 16
Operator: RJ
Inst : 5975 T
Multiplr: 1.00

Results File: R9G1603-6PT.RES

Quant Method : C:\MSDCHEM\1...\R9G1603-6PT.M (RTE Integrator)
Title : 8260 5ML
Last Update : Tue Jul 21 09:02:49 2009
Response via : Initial Calibration
DataAcq Meth : VOA.M
IS QA File : H:\GCMS_VOA\T\072009\T3930.D (20 Jul 2009 10:00)

SKE 7/21/09 LA

Internal Standards	R.T.	QIon	Response	Conc Units	Dev(Min) Rcv(Ar)
1) CI10 1,4-Difluorobenzene	5.87	114	265274	25.00 ug/L	0.00 75.86%
43) CI20 Chlorobenzene-D5	8.15	117	219210	25.00 ug/L	0.00 73.65%
62) CI30 1,4-Dichlorobenzene-	10.07	152	112661	25.00 ug/L	0.00 73.08%

System Monitoring Compounds

30) CS87 Dibromofluoromethane	5.30	111	81974	23.51 ug/L	0.00
Spiked Amount 25.000	Range 70 - 130		Recovery	= 94.04%	
31) CS15 1,2-Dichloroethane-D	5.57	65	123707	25.14 ug/L	0.00
Spiked Amount 25.000	Range 66 - 137		Recovery	= 100.56%	
44) CS05 Toluene-D8	7.00	98	303592	24.70 ug/L	0.00
Spiked Amount 25.000	Range 71 - 126		Recovery	= 98.80%	
61) CS10 p-Bromofluorobenzene	9.11	174	89508	23.55 ug/L	0.00
Spiked Amount 25.000	Range 73 - 120		Recovery	= 94.20%	

Target Compounds

					Qvalue
2) C290 Dichlorodifluorome	0.00	85	0	N.D.	
3) C010 Chloromethane	0.00	50	0	N.D.	
4) C020 Vinyl chloride	1.97	62	77646	25.87 ug/L	95
5) C015 Bromomethane	2.38	94	166	N.D.	
6) C025 Chloroethane	2.51	64	9801	8.83 ug/L	98
7) C275 Trichlorofluoromet	0.00	101	0	N.D.	
8) C045 1,1-Dichloroethene	3.33	96	755	N.D.	
9) C030 Methylene chloride	3.83	84	9040	0.47 ug/L #	87
10) C040 Carbon disulfide	3.55	76	3437	N.D.	
11) C036 Acrolein	0.00	56	0	N.D.	
12) C038 Acrylonitrile	0.00	53	0	N.D.	
13) C035 Acetone	3.43	43	1285	N.D.	
14) C300 Acetonitrile	3.73	41	153	N.D.	
15) C276 Iodomethane	0.00	142	0	N.D.	
16) C291 1,1,2 Trichloro-1,	0.00	101	0	N.D.	
17) C962 T-butyl Methyl Eth	0.00	73	0	N.D.	
18) C057 trans-1,2-Dichloro	4.06	96	497	N.D.	
19) C255 Methyl Acetate	0.00	43	0	N.D.	
20) C050 1,1-Dichloroethane	4.43	63	13701	1.95 ug/L	91
21) C125 Vinyl Acetate	0.00	43	0	N.D.	
22) C051 2,2-Dichloropropan	0.00	77	0	N.D.	
23) C056 cis-1,2-Dichloroethe	4.92	96	185130	48.78 ug/L	96
24) C272 Tetrahydrofuran	5.17	42	77	N.D.	
25) C222 Bromochloromethane	0.00	128	0	N.D.	
26) C060 Chloroform	0.00	83	0	N.D.	
27) C115 1,1,1-Trichloroeth	5.30	97	664	N.D.	
28) C120 Carbon tetrachlori	0.00	117	0	N.D.	
29) C116 1,1-Dichloropropen	0.00	75	0	N.D.	
32) C165 Benzene	5.59	78	494	N.D.	
33) C065 1,2-Dichloroethane	0.00	62	0	N.D.	
34) C110 2-Butanone	4.94	43	595	N.D.	
35) C256 Cyclohexane	0.00	56	0	N.D.	
36) C150 Trichloroethene	6.08	95	21030	5.56 ug/L #	82
37) C140 1,2-Dichloropropan	0.00	63	0	N.D.	
38) C278 Dibromomethane	0.00	93	0	N.D.	

Quantitation Report (Not Reviewed)

Data File : H:\GCMS_VOA\T\072009\T3944.D
Acq On : 20 Jul 2009 15:51
Sample : RSG0533-02RE1@8X
Misc : ~~F.O. TCLP~~
MS Integration Params: RTEINT.P
Quant Time: Jul 21 09:02:34 2009

Vial: 16
Operator: RJ
Inst : 5975 T
Multiplr: 1.00

Results File: R9G1603-6PT.RES

Quant Method : C:\MSDCHEM\1...\R9G1603-6PT.M (RTE Integrator)
Title : 8260 5ML
Last Update : Tue Jul 21 09:02:49 2009
Response via : Initial Calibration
DataAcq Meth : VOA.M
IS QA File : H:\GCMS_VOA\T\072009\T3930.D (20 Jul 2009 10:00)

Internal Standards		R.T.	QIon	Response	Conc Units	Dev(Min) Rcv(Ar)
39) C130	Bromodichlorometha	0.00	83	0	N.D.	
40) C161	2-Chloroethylvinyl	0.00	63	0	N.D.	
41) C012	Methylcycolhexane	0.00	83	0	N.D.	
42) C145	cis-1,3-Dichloropr	0.00	75	0	N.D.	
45) C230	Toluene	7.06	92	4615	0.55 ug/L	90
46) C170	trans-1,3-Dichloro	0.00	75	0	N.D.	
47) C284	Ethyl Methacrylate	0.00	69	0	N.D.	
48) C160	1,1,2-Trichloroeth	0.00	83	0	N.D.	
49) C210	4-Methyl-2-pentano	6.89	43	87	N.D.	
50) C220	Tetrachloroethene	0.00	166	0	N.D.	
51) C221	1,3-Dichloropropan	0.00	76	0	N.D.	
52) C155	Dibromochlorometha	0.00	129	0	N.D.	
53) C163	1,2-Dibromoethane	0.00	107	0	N.D.	
54) C215	2-Hexanone	0.00	43	0	N.D.	
55) C235	Chlorobenzene	0.00	112	0	N.D.	
56) C281	1,1,1,2-Tetrachlor	0.00	131	0	N.D.	
57) C240	Ethylbenzene	8.24	91	328	N.D.	
58) C246	m,p-Xylene	8.33	106	451	N.D.	
59) C247	o-Xylene	0.00	106	0	N.D.	
60) C245	Styrene	0.00	104	0	N.D.	
63) C180	Bromoform	0.00	173	0	N.D.	
64) C966	Isopropylbenzene	0.00	105	0	N.D.	
65) C301	Bromobenzene	0.00	156	0	N.D.	
66) C225	1,1,2,2-Tetrachlor	0.00	83	0	N.D.	
67) C282	1,2,3-Trichloropro	0.00	110	0	N.D.	
68) C283	t-1,4-Dichloro-2-B	0.00	53	0	N.D.	
69) C302	n-Propylbenzene	9.10	91	197	N.D.	
70) C303	2-Chlorotoluene	0.00	126	0	N.D.	
71) C289	4-Chlorotoluene	0.00	126	0	N.D.	
72) C304	1,3,5-Trimethylben	0.00	105	0	N.D.	
73) C306	tert-Butylbenzene	0.00	134	0	N.D.	
74) C307	1,2,4-Trimethylben	9.73	105	74	N.D.	
75) C308	sec-Butylbenzene	9.73	105	74	N.D.	
76) C260	1,3-Dichlorobenzen	0.00	146	0	N.D.	
77) C309	4-Isopropyltoluene	0.00	119	0	N.D.	
78) C267	1,4-Dichlorobenzen	0.00	146	0	N.D.	
79) C249	1,2-Dichlorobenzen	0.00	146	0	N.D.	
80) C310	n-Butylbenzene	0.00	91	0	N.D.	
81) C286	1,2-Dibromo-3-Chlo	0.00	75	0	N.D.	
82) C313	1,2,4-Trichloroben	0.00	180	0	N.D.	
83) C316	Hexachlorobutadien	0.00	225	0	N.D.	
84) C314	Naphthalene	11.96	128	34613	3.13 ug/L	100
85) C934	1,2,3-Trichloroben	0.00	180	0	N.D.	

NVF CO

(#) = qualifier out of range (m) = manual integration (+) = signals summed

Quantitation Report (Not Reviewed)

Data File : H:\GCMS_VOA\T\072009\T3944.D
Acq On : 20 Jul 2009 15:51
Sample : RSG0533-02RE1@8X
Misc : ~~F.O. TCLP~~
MS Integration Params: RTEINT.P

Vial: 16
Operator: RJ
Inst : 5975 T
Multiplr: 1.00

Quant Time: Jul 21 09:02:34 2009 Results File: R9G1603-6PT.RES
Quant Method : C:\MSDCHEM\1...\R9G1603-6PT.M (RTE Integrator)
Title : 8260 5ML
Last Update : Tue Jul 21 09:02:49 2009
Response via : Initial Calibration
DataAcq Meth : VOA.M



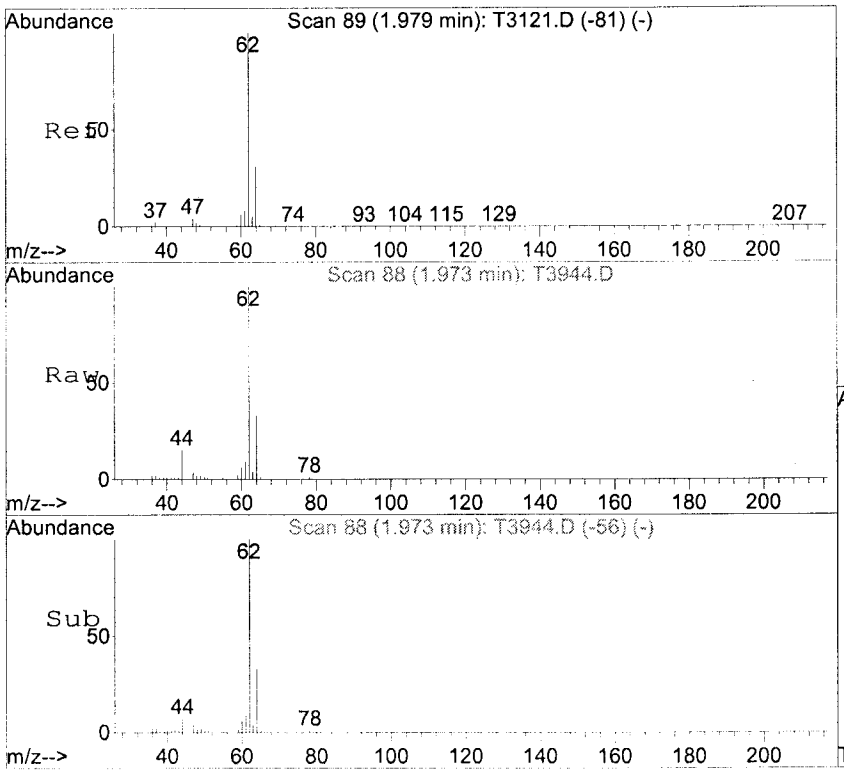

#4
C020 Vinyl chloride
Concen: 25.87 ug/L
RT: 1.97 min Scan# 88
Delta R.T. -0.01 min
Lab File: T3944.D
Acq: 20 Jul 2009 15:51

Tgt Ion: 62 Resp: 77646

Ion	Ratio	Lower	Upper
62	100		
64	32.9	10.0	50.0

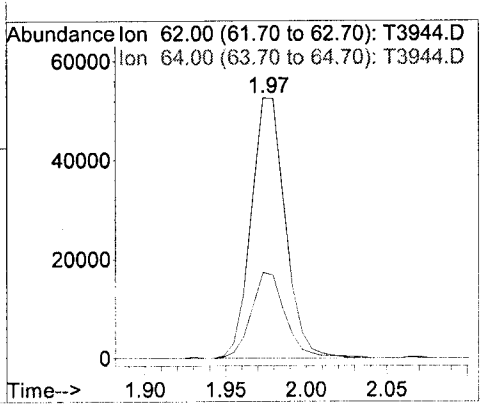

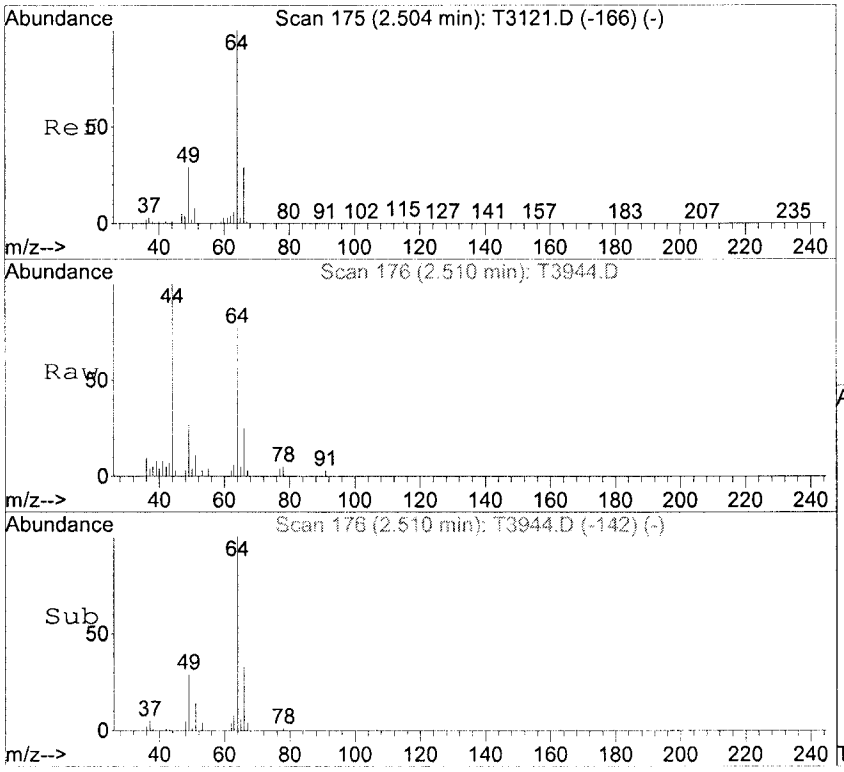

#6
C025 Chloroethane
Concen: 8.83 ug/L
RT: 2.51 min Scan# 176
Delta R.T. 0.01 min
Lab File: T3944.D
Acq: 20 Jul 2009 15:51

Tgt Ion: 64 Resp: 9801

Ion	Ratio	Lower	Upper
64	100		
66	33.2	12.3	52.3

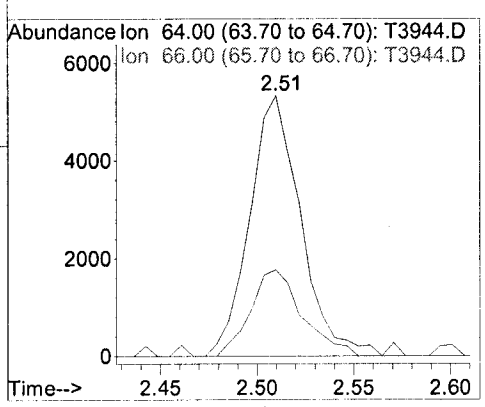

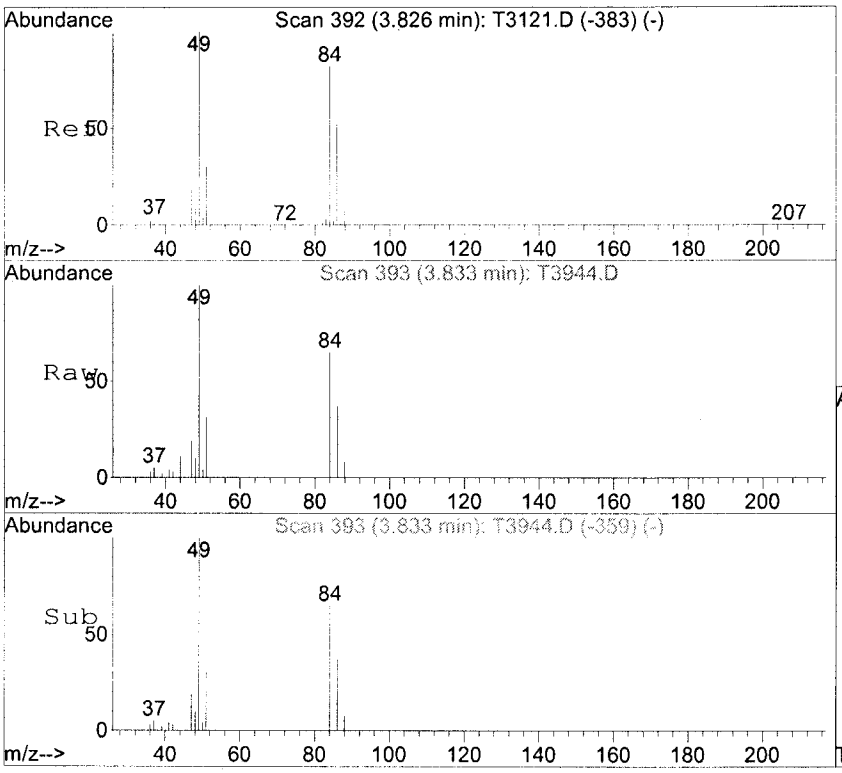

#9
C030 Methylene chloride
Concen: 0.47 ug/L
RT: 3.83 min Scan# 393
Delta R.T. 0.01 min
Lab File: T3944.D
Acq: 20 Jul 2009 15:51

Tgt Ion: 84 Resp: 9040

Ion	Ratio	Lower	Upper
84	100		
86	56.6	43.9	83.9
49	154.7	155.0	195.0#

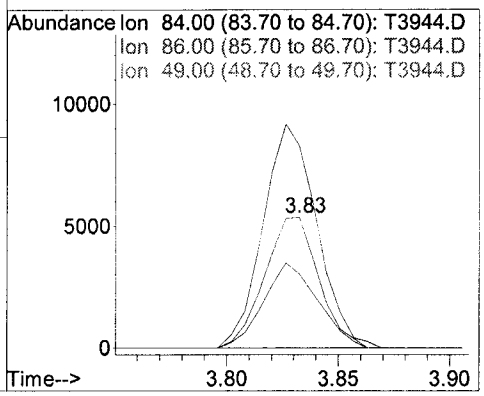

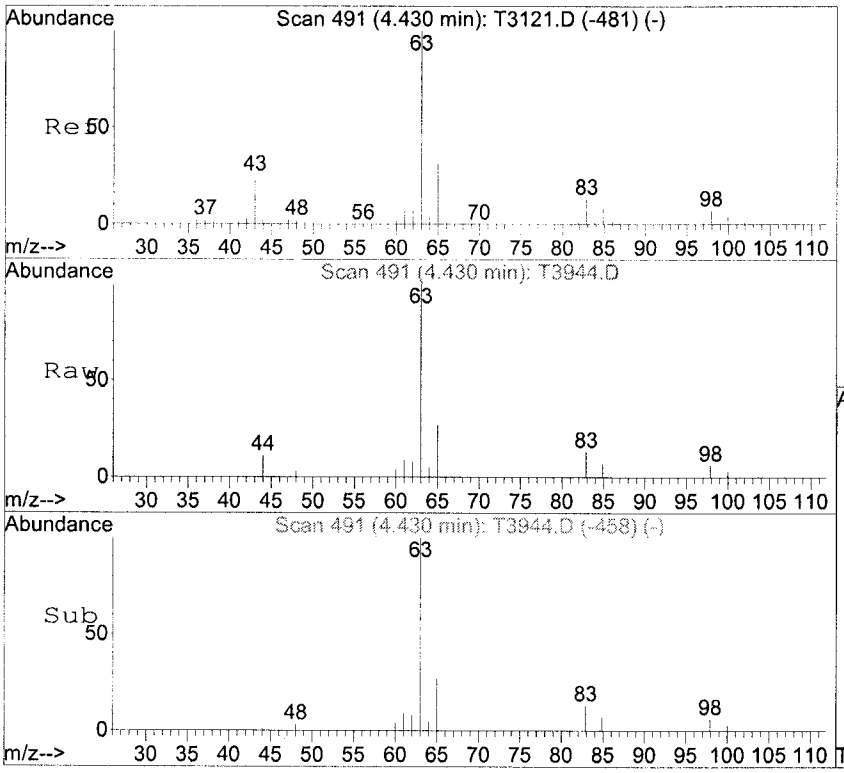

#20
C050 1,1-Dichloroethane
Concen: 1.95 ug/L
RT: 4.43 min Scan# 491
Delta R.T. -0.00 min
Lab File: T3944.D
Acq: 20 Jul 2009 15:51

Tgt Ion: 63 Resp: 13701

Ion	Ratio	Lower	Upper
63	100		
65	26.7	11.5	51.5
83	13.3	0.0	29.7

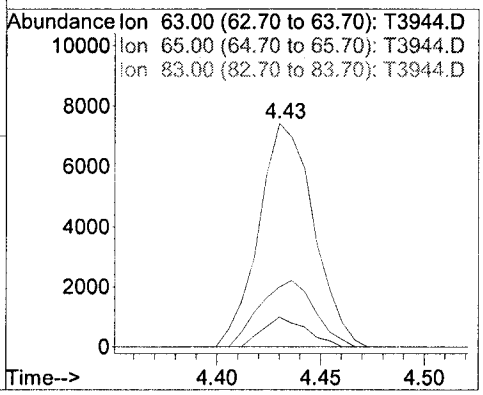

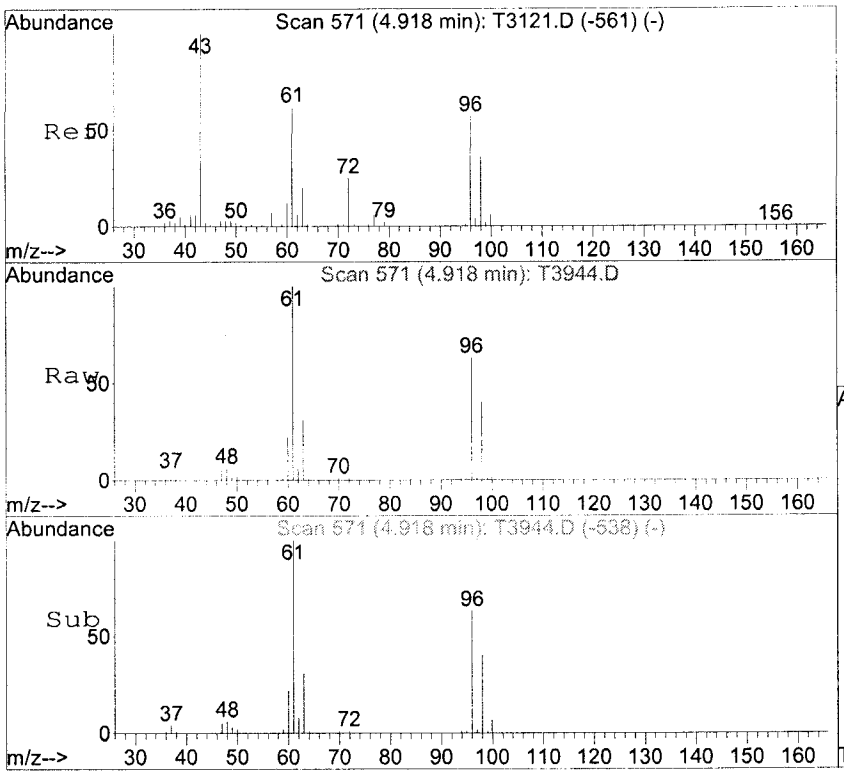

#23
C056 cis-1,2-Dichloroethene
Concen: 48.79 ug/L
RT: 4.92 min Scan# 571
Delta R.T. -0.00 min
Lab File: T3944.D
Acq: 20 Jul 2009 15:51

Tgt Ion: 96 Resp: 185130

Ion	Ratio	Lower	Upper
96	100		
61	157.6	144.3	184.3
98	62.7	40.4	80.4

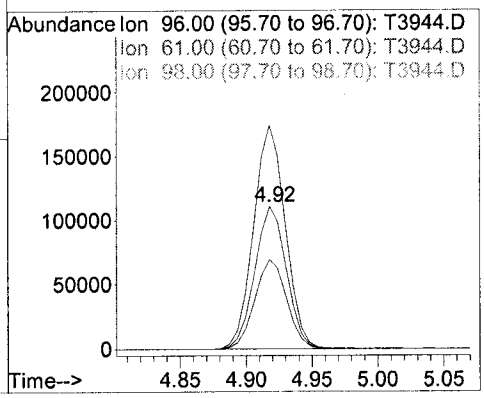

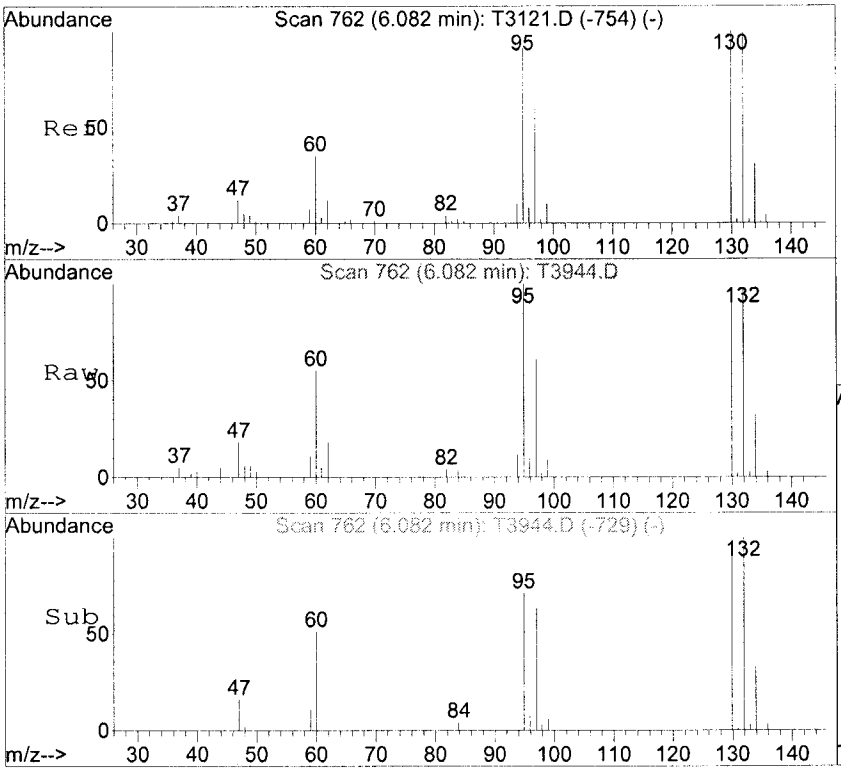

#36
C150 Trichloroethene
Concen: 5.56 ug/L
RT: 6.08 min Scan# 762
Delta R.T. -0.00 min
Lab File: T3944.D
Acq: 20 Jul 2009 15:51

Tgt Ion: 95 Resp: 21030

Ion	Ratio	Lower	Upper
95	100		
130	97.1	95.2	135.2
132	98.2	98.4	138.4#

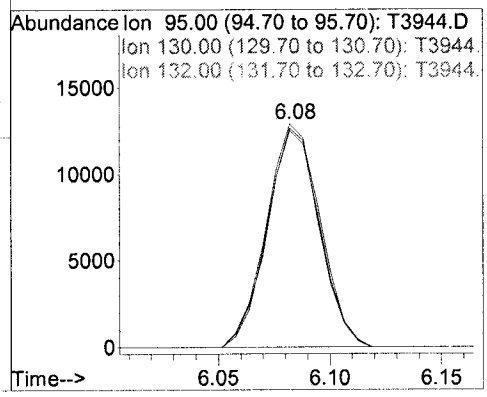

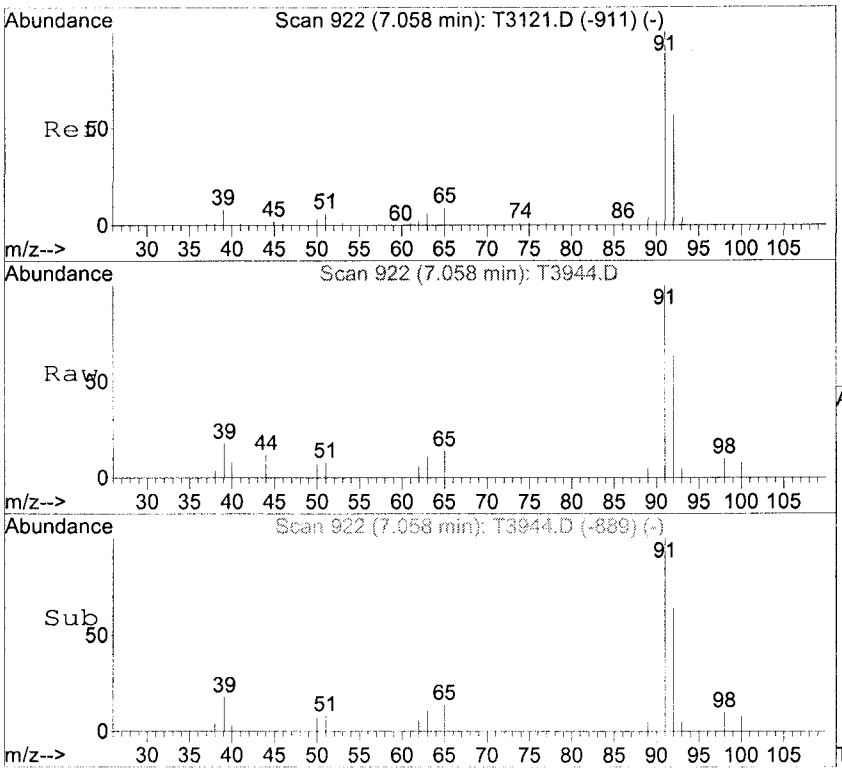

#45
C230 Toluene 71/186
Concen: 0.55 ug/L
RT: 7.06 min Scan# 922
Delta R.T. -0.00 min
Lab File: T3944.D
Acq: 20 Jul 2009 15:51

Tgt Ion: 92 Resp: 4615

Ion	Ratio	Lower	Upper
92	100		
91	156.4	150.8	190.8

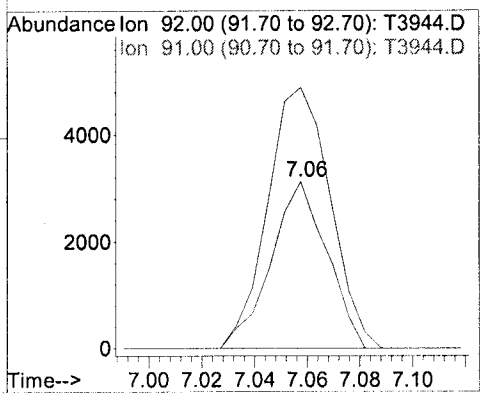

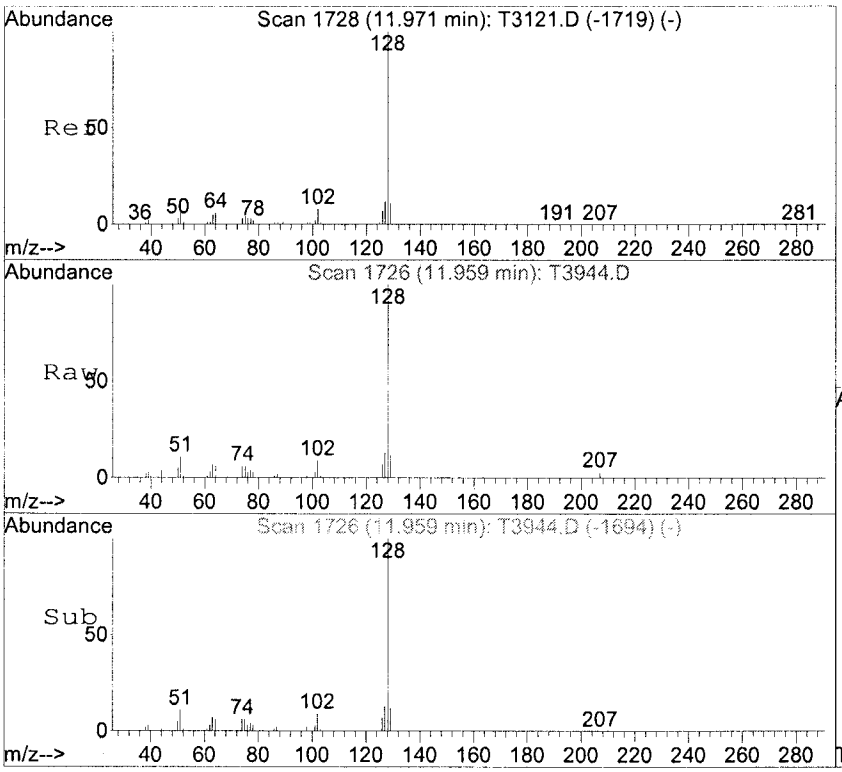

#84
C314 Naphthalene
Concen: 3.13 ug/L
RT: 11.96 min Scan# 1726
Delta R.T. -0.01 min
Lab File: T3944.D
Acq: 20 Jul 2009 15:51

Tgt Ion:128 Resp: 34613

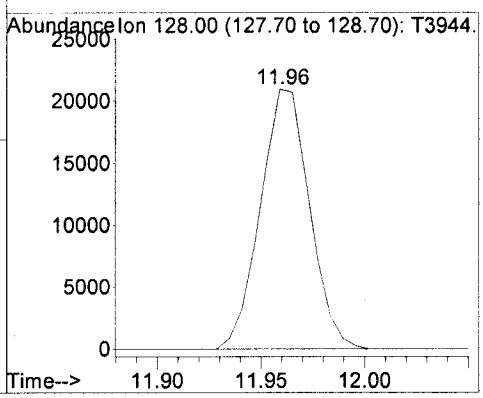

TRIP BLANK

Form 1
ORGANIC ANALYSIS DATA SHEET
8260B

Laboratory:	TestAmerica Buffalo			SDG:	
Client:	AECOM, Inc. - Amherst, NY			Project:	AECOM, Inc. - Scott Aviation site - NY3A9023
Matrix:	Water	Laboratory ID:	RSG0533-03	File ID:	T3928.D
Sampled:	07/14/09 00:00	Prepared:	07/19/09 11:08	Analyzed:	07/19/09 20:09
Solids:		Preparation:	5030B MS	Initial/Final:	5 mL / 5 mL

Batch: 9G19002 Sequence: RG91902 Calibration: R9G1603 Instrument: HP5975T

CAS NO.	COMPOUND	DILUTION	CONC. (ug/L)	Q
71-55-6	1,1,1-Trichloroethane	1	5.0	U
79-34-5	1,1,2,2-Tetrachloroethane	1	5.0	U
76-13-1	1,1,2-Trichloro-1,2,2-trifluoroethane	1	5.0	U
79-00-5	1,1,2-Trichloroethane	1	5.0	U
75-34-3	1,1-Dichloroethane	1	5.0	U
75-35-4	1,1-Dichloroethene	1	5.0	U
120-82-1	1,2,4-Trichlorobenzene	1	5.0	U
96-12-8	1,2-Dibromo-3-chloropropane	1	5.0	U
106-93-4	1,2-Dibromoethane	1	5.0	U
95-50-1	1,2-Dichlorobenzene	1	5.0	U
107-06-2	1,2-Dichloroethane	1	5.0	U
78-87-5	1,2-Dichloropropane	1	5.0	U
541-73-1	1,3-Dichlorobenzene	1	5.0	U
106-46-7	1,4-Dichlorobenzene	1	5.0	U
78-93-3	2-Butanone	1	25	U
591-78-6	2-Hexanone	1	25	U
108-10-1	4-Methyl-2-pentanone	1	25	U
67-64-1	Acetone	1	25	U
71-43-2	Benzene	1	5.0	U
75-27-4	Bromodichloromethane	1	5.0	U
75-25-2	Bromoform	1	5.0	U
74-83-9	Bromomethane	1	5.0	U
75-15-0	Carbon disulfide	1	5.0	U
56-23-5	Carbon Tetrachloride	1	5.0	U
108-90-7	Chlorobenzene	1	5.0	U
75-00-3	Chloroethane	1	5.0	U
67-66-3	Chloroform	1	5.0	U
74-87-3	Chloromethane	1	5.0	U
156-59-2	cis-1,2-Dichloroethene	1	5.0	U
10061-01-5	cis-1,3-Dichloropropene	1	5.0	U
110-82-7	Cyclohexane	1	5.0	U
124-48-1	Dibromochloromethane	1	5.0	U
75-71-8	Dichlorodifluoromethane	1	5.0	U
100-41-4	Ethylbenzene	1	5.0	U
98-82-8	Isopropylbenzene	1	5.0	U
79-20-9	Methyl Acetate	1	5.0	U
108-87-2	Methylcyclohexane	1	5.0	U
75-09-2	Methylene Chloride	1	5.0	U
1634-04-4	Methyl-t-Butyl Ether (MTBE)	1	5.0	U

TRIP BLANK

Form 1
ORGANIC ANALYSIS DATA SHEET
8260B

Laboratory:	TestAmerica Buffalo			SDG:	
Client:	AECOM, Inc. - Amherst, NY			Project:	AECOM, Inc. - Scott Aviation site - NY3A9023
Matrix:	Water	Laboratory ID:	RSG0533-03	File ID:	T3928.D
Sampled:	07/14/09 00:00	Prepared:	07/19/09 11:08	Analyzed:	07/19/09 20:09
Solids:		Preparation:	5030B MS	Initial/Final:	5 mL / 5 mL

Batch: 9G19002 Sequence: RG91902 Calibration: R9G1603 Instrument: HP5975T

CAS NO.	COMPOUND	DILUTION	CONC. (ug/L)	Q
100-42-5	Styrene	1	5.0	U
127-18-4	Tetrachloroethene	1	5.0	U
108-88-3	Toluene	1	5.0	U
156-60-5	trans-1,2-Dichloroethene	1	5.0	U
10061-02-6	trans-1,3-Dichloropropene	1	5.0	U
79-01-6	Trichloroethene	1	5.0	U
75-69-4	Trichlorofluoromethane	1	5.0	U
75-01-4	Vinyl chloride	1	5.0	U
1330-20-7	Xylenes, total	1	15	U

SYSTEM MONITORING COMPOUND	ADDED (ug/L)	CONC (ug/L)	% REC	QC LIMITS	Q
1,2-Dichloroethane-d4	25.0	26.5	106	66 - 137	
4-Bromofluorobenzene	25.0	23.5	94	73 - 120	
Toluene-d8	25.0	24.7	99	71 - 126	

INTERNAL STANDARD	AREA	RT	REF AREA	REF RT	Q
1,4-Dichlorobenzene-d4	119220	10.07	161871	10.08	
1,4-Difluorobenzene	282615	5.88	365659	5.87	
Chlorobenzene-d5	231593	8.16	313116	8.15	

* Values outside of QC limits

Quantitation Report (Not Reviewed)

Data File : H:\GCMS_VOA\T\071909\T3928.D Vial: 24
Acq On : 19 Jul 2009 20:09 Operator: MF
Sample : RSG0533-03 Inst : 5975 T
Misc : Multiplr: 1.00
MS Integration Params: RTEINT.P
Quant Time: Jul 20 09:25:32 2009 Results File: R9G1603-6PT.RES

Quant Method : C:\MSDCHEM\1...\R9G1603-6PT.M (RTE Integrator)
Title : 8260 5ML
Last Update : Mon Jul 20 09:24:32 2009
Response via : Initial Calibration
DataAcq Meth : VOA.M
IS QA File : H:\GCMS_VOA\T\071909\T3905.D (19 Jul 2009 10:14)

Clea 7/20/09

Internal Standards	R.T.	QIon	Response	Conc Units	Dev(Min) Rcv(Ar)
1) CI10 1,4-Difluorobenzene	5.88	114	282615	25.00 ug/L	0.00 77.29%
43) CI20 Chlorobenzene-D5	8.16	117	231593	25.00 ug/L	0.00 73.96%
62) CI30 1,4-Dichlorobenzene-	10.07	152	119220	25.00 ug/L	0.00 73.65%

System Monitoring Compounds

30) CS87 Dibromofluoromethane	5.30	111	90519	24.36 ug/L	0.00
Spiked Amount 25.000	Range 70 - 130		Recovery = 97.44%		
31) CS15 1,2-Dichloroethane-D	5.57	65	139111	26.54 ug/L	0.00
Spiked Amount 25.000	Range 66 - 137		Recovery = 106.16%		
44) CS05 Toluene-D8	7.00	98	320389	24.67 ug/L	0.00
Spiked Amount 25.000	Range 71 - 126		Recovery = 98.68%		
61) CS10 p-Bromofluorobenzene	9.11	174	94346	23.49 ug/L	0.00
Spiked Amount 25.000	Range 73 - 120		Recovery = 93.96%		

Target Compounds

					Qvalue
2) C290 Dichlorodifluorome	0.00	85	0	N.D.	
3) C010 Chloromethane	0.00	50	0	N.D.	
4) C020 Vinyl chloride	0.00	62	0	N.D.	
5) C015 Bromomethane	2.36	94	245	N.D.	
6) C025 Chloroethane	2.51	64	351	N.D.	
7) C275 Trichlorofluoromet	0.00	101	0	N.D.	
8) C045 1,1-Dichloroethene	0.00	96	0	N.D.	
9) C030 Methylene chloride	3.83	84	2339	Below Cal	92
10) C040 Carbon disulfide	3.55	76	1688	N.D.	
11) C036 Acrolein	0.00	56	0	N.D.	
12) C038 Acrylonitrile	0.00	53	0	N.D.	
13) C035 Acetone	3.43	43	2593	N.D.	
14) C300 Acetonitrile	3.72	41	453	N.D.	
15) C276 Iodomethane	0.00	142	0	N.D.	
16) C291 1,1,2 Trichloro-1,	0.00	101	0	N.D.	
17) C962 T-butyl Methyl Eth	0.00	73	0	N.D.	
18) C057 trans-1,2-Dichloro	0.00	96	0	N.D.	
19) C255 Methyl Acetate	3.72	43	73	N.D.	
20) C050 1,1-Dichloroethane	0.00	63	0	N.D.	
21) C125 Vinyl Acetate	0.00	43	0	N.D.	
22) C051 2,2-Dichloropropan	0.00	77	0	N.D.	
23) C056 cis-1,2-Dichloroet	0.00	96	0	N.D.	
24) C272 Tetrahydrofuran	5.16	42	351	N.D.	
25) C222 Bromochloromethane	0.00	128	0	N.D.	
26) C060 Chloroform	0.00	83	0	N.D.	
27) C115 1,1,1-Trichloroeth	0.00	97	0	N.D.	
28) C120 Carbon tetrachlori	0.00	117	0	N.D.	
29) C116 1,1-Dichloropropen	0.00	75	0	N.D.	
32) C165 Benzene	0.00	78	0	N.D.	
33) C065 1,2-Dichloroethane	0.00	62	0	N.D.	
34) C110 2-Butanone	4.94	43	2406	N.D.	
35) C256 Cyclohexane	0.00	56	0	N.D.	
36) C150 Trichloroethene	0.00	95	0	N.D.	
37) C140 1,2-Dichloropropan	0.00	63	0	N.D.	
38) C278 Dibromomethane	0.00	93	0	N.D.	

Data File : H:\GCMS_VOA\T\071909\T3928.D
Acq On : 19 Jul 2009 20:09
Sample : RSG0533-03
Misc :
MS Integration Params: RTEINT.P
Quant Time: Jul 20 09:25:32 2009

Vial: 24
Operator: MF
Inst : 5975 T
Multiplr: 1.00

Results File: R9G1603-6PT.RES

Quant Method : C:\MSDCHEM\1...\R9G1603-6PT.M (RTE Integrator)
Title : 8260 5ML
Last Update : Mon Jul 20 09:24:32 2009
Response via : Initial Calibration
DataAcq Meth : VOA.M
IS QA File : H:\GCMS_VOA\T\071909\T3905.D (19 Jul 2009 10:14)

Internal Standards		R.T.	QIon	Response	Conc Units	Dev(Min) Rcv(Ar)
39) C130	Bromodichlorometha	0.00	83	0	N.D.	
40) C161	2-Chloroethylvinyl	0.00	63	0	N.D.	
41) C012	Methylcycolhexane	0.00	83	0	N.D.	
42) C145	cis-1,3-Dichloropr	0.00	75	0	N.D.	
45) C230	Toluene	7.05	92	172	N.D.	
46) C170	trans-1,3-Dichloro	0.00	75	0	N.D.	
47) C284	Ethyl Methacrylate	0.00	69	0	N.D.	
48) C160	1,1,2-Trichloroeth	0.00	83	0	N.D.	
49) C210	4-Methyl-2-pentano	6.91	43	1095	N.D.	
50) C220	Tetrachloroethene	0.00	166	0	N.D.	
51) C221	1,3-Dichloropropan	0.00	76	0	N.D.	
52) C155	Dibromochlorometha	0.00	129	0	N.D.	
53) C163	1,2-Dibromoethane	0.00	107	0	N.D.	
54) C215	2-Hexanone	0.00	43	0	N.D.	
55) C235	Chlorobenzene	0.00	112	0	N.D.	
56) C281	1,1,1,2-Tetrachlor	0.00	131	0	N.D.	
57) C240	Ethylbenzene	8.16	91	214	N.D.	
58) C246	m,p-Xylene	0.00	106	0	N.D.	
59) C247	o-Xylene	0.00	106	0	N.D.	
60) C245	Styrene	0.00	104	0	N.D.	
63) C180	Bromoform	0.00	173	0	N.D.	
64) C966	Isopropylbenzene	0.00	105	0	N.D.	
65) C301	Bromobenzene	0.00	156	0	N.D.	
66) C225	1,1,2,2-Tetrachlor	0.00	83	0	N.D.	
67) C282	1,2,3-Trichloropro	0.00	110	0	N.D.	
68) C283	t-1,4-Dichloro-2-B	0.00	53	0	N.D.	
69) C302	n-Propylbenzene	9.10	91	276	N.D.	
70) C303	2-Chlorotoluene	0.00	126	0	N.D.	
71) C289	4-Chlorotoluene	0.00	126	0	N.D.	
72) C304	1,3,5-Trimethylben	0.00	105	0	N.D.	
73) C306	tert-Butylbenzene	0.00	134	0	N.D.	
74) C307	1,2,4-Trimethylben	0.00	105	0	N.D.	
75) C308	sec-Butylbenzene	0.00	105	0	N.D.	
76) C260	1,3-Dichlorobenzen	0.00	146	0	N.D.	
77) C309	4-Isopropyltoluene	0.00	119	0	N.D.	
78) C267	1,4-Dichlorobenzen	0.00	146	0	N.D.	
79) C249	1,2-Dichlorobenzen	10.41	146	365	N.D.	
80) C310	n-Butylbenzene	0.00	91	0	N.D.	
81) C286	1,2-Dibromo-3-Chlo	0.00	75	0	N.D.	
82) C313	1,2,4-Trichloroben	0.00	180	0	N.D.	
83) C316	Hexachlorobutadien	0.00	225	0	N.D.	
84) C314	Naphthalene	11.97	128	1752	N.D.	
85) C934	1,2,3-Trichloroben	0.00	180	0	N.D.	

(#) = qualifier out of range (m) = manual integration (+) = signals summed

Quantitation Report (Not Reviewed)

Data File : H:\GCMS_VOA\T\071909\T3928.D
Acq On : 19 Jul 2009 20:09
Sample : RSG0533-03
Misc :
MS Integration Params: RTEINT.P

Vial: 24
Operator: MF
Inst : 5975 T
Multiplr: 1.00

Quant Time: Jul 20 09:25:32 2009 Results File: R9G1603-6PT.RES
Quant Method : C:\MSDCHEM\1...\R9G1603-6PT.M (RTE Integrator)
Title : 8260 5ML
Last Update : Mon Jul 20 09:24:32 2009
Response via : Initial Calibration
DataAcq Meth : VOA.M



Form 6

INITIAL CALIBRATION DATA

8260B

Laboratory: TestAmerica Buffalo

Client: AECOM, Inc. - Amherst, NY

Calibration: R9G1603

SDG:

Project: AECOM, Inc. - Scott Aviation site - NY3A90

Instrument: HP5975T

Calibration Date: 07/16/09 10:56

Compound	Level 01		Level 02		Level 03		Level 04		Level 05		Level 06	
	ug/L	RF	ug/L	RF	ug/L	RF	ug/L	RF	ug/L	RF	ug/L	RF
1,1,1-Trichloroethane	1	0.4736486	5	0.4533738	10	0.4545027	25	0.4873753	50	0.4875843	100	0.4743953
1,1,2,2-Tetrachloroethane	1	0.9544352	5	0.9154296	10	0.9135952	25	1.009796	50	0.9922326	100	0.9813238
1,1,2-Trichloro-1,2,2-trifluoroethar	1	0.2390657	5	0.2510777	10	0.245719	25	0.2680177	50	0.2594853	100	0.2576621
1,1,2-Trichloroethane	1	0.30909	5	0.302626	10	0.2924158	25	0.3200043	50	0.3101483	100	0.3006776
1,1-Dichloroethane	1	0.7051154	5	0.6521632	10	0.648238	25	0.6651889	50	0.6574769	100	0.6388673
1,1-Dichloroethene	1	0.3352825	5	0.2822363	10	0.2757182	25	0.2869928	50	0.2816361	100	0.2730029
1,2,4-Trichlorobenzene	1	1.180946	5	1.065565	10	1.06569	25	1.104624	50	1.054569	100	0.9893537
1,2-Dibromo-3-chloropropane	1	0.1401537	5	0.1316886	10	0.1419821	25	0.1766381	50	0.1916775	100	0.1894593
1,2-Dibromoethane	1	0.3914484	5	0.3608115	10	0.3661382	25	0.4051462	50	0.3941865	100	0.3879719
1,2-Dichlorobenzene	1	1.720454	5	1.496541	10	1.509066	25	1.572535	50	1.511809	100	1.454117
1,2-Dichloroethane	1	0.6049079	5	0.5687387	10	0.5665076	25	0.5918276	50	0.5869004	100	0.5631494
1,2-Dichloroethane-d4	1	0.4781861	5	0.475129	10	0.4587825	25	0.4564439	50	0.4654441	100	0.4483675
1,2-Dichloroethene, Total	2	6842	10	6089	20	5865.25	50	5962.88	100	5806.83	200	5818.635
1,2-Dichloropropane	1	0.389459	5	0.3570168	10	0.3606843	25	0.3791442	50	0.3716522	100	0.3623681
1,3-Dichlorobenzene	1	1.690596	5	1.556098	10	1.55736	25	1.628316	50	1.564122	100	1.53253
1,4-Dichlorobenzene	1	1.78815	5	1.561764	10	1.570267	25	1.632222	50	1.581568	100	1.536615
2-Butanone	5	0.3322866	25	0.2567823	50	0.2531933	125	0.2707119	250	0.2791661	500	0.276248
2-Hexanone	5	0.484661	25	0.4447418	50	0.4381586	125	0.4760578	250	0.4735466	500	0.46823
4-Bromofluorobenzene	1	0.4535945	5	0.4443171	10	0.4227043	25	0.4314533	50	0.4288181	100	0.4199749
4-Methyl-2-pentanone	5	0.6742493	25	0.6116115	50	0.6051069	125	0.6563422	250	0.654176	500	0.6461321
Acetone	5	0.1793676	25	0.1511715	50	0.1514416	125	0.1602084	250	0.1643067	500	0.1644848
Benzene	1	1.50858	5	1.325144	10	1.330554	25	1.350329	50	1.32927	100	1.294661
Bromodichloromethane	1	0.3586806	5	0.3475911	10	0.3724223	25	0.413133	50	0.4278417	100	0.4326424
Bromoform	1	0.1333484	5	0.1494501	10	0.1612214	25	0.2064774	50	0.2356522	100	0.2520519
Bromomethane	1	9.348329E-02	5	7.365259E-02	10	0.061817	25	8.760245E-02	50	0.0804569	100	8.570849E-02
Carbon disulfide	1	0.9548416	5	0.7941525	10	0.8161106	25	0.8669613	50	0.8597911	100	0.8717563
Carbon Tetrachloride	1	0.3855229	5	0.368933	10	0.3837473	25	0.4247747	50	0.4397813	100	0.441187
Chlorobenzene	1	1.196067	5	1.055752	10	1.043282	25	1.079595	50	1.047998	100	1.027674
Chloroethane	1	0.1285259	5	9.234773E-02	10	0.1030781	25	0.1020333	50	0.103099	100	9.863023E-02
Chloroform	1	0.663622	5	0.5976637	10	0.6013432	25	0.6117463	50	0.613248	100	0.5916118
Chloromethane	1	0.6019558	5	0.4282013	10	0.4088987	25	0.4080961	50	0.4016173	100	0.3650105
cis-1,2-Dichloroethene	1	0.3830628	5	0.3526948	10	0.3491986	25	0.3593504	50	0.3546492	100	0.3468217
cis-1,3-Dichloropropene	1	0.4281644	5	0.4295749	10	0.4611175	25	0.5188248	50	0.5374499	100	0.5361325
Cyclohexane	1	0.6139829	5	0.624221	10	0.6158235	25	0.65237	50	0.6323136	100	0.6346373
Dibromochloromethane	1	0.2526532	5	0.2558586	10	0.2755433	25	0.3355754	50	0.3552226	100	0.3737947
Dichlorodifluoromethane	1	0.2665094	5	0.273838	10	0.2667798	25	0.2914678	50	0.2908107	100	0.2711537
Ethylbenzene	1	2.017157	5	1.762619	10	1.77616	25	1.836505	50	1.786667	100	1.749074
Isopropylbenzene	1	3.619544	5	3.307893	10	3.314409	25	3.458953	50	3.343315	100	3.310147
Methyl Acetate	1	0.6765238	5	0.5780528	10	0.5714014	25	0.6140404	50	0.6426268	100	0.6263183
Methylcyclohexane	1	0.5779563	5	0.5837819	10	0.575446	25	0.6103587	50	0.5922945	100	0.6022227
Methylene Chloride	1	0.8789069	5	0.4224051	10	0.372256	25	0.3530716	50	0.3415722	100	0.3204095
Methyl-t-Butyl Ether (MTBE)	1	1.033072	5	0.950526	10	0.9429402	25	1.00562	50	0.9948909	100	1.010607
Styrene	1	0.9861349	5	0.9214997	10	0.9375515	25	1.001761	50	0.9977662	100	0.9854456
Tetrachloroethene	1	0.4909347	5	0.4394695	10	0.4315732	25	0.4499276	50	0.4413026	100	0.4298048
Toluene	1	1.035287	5	0.9257998	10	0.9413708	25	0.9545421	50	0.9340104	100	0.917571
Toluene-d8	1	1.461779	5	1.430225	10	1.359837	25	1.409048	50	1.394476	100	1.354703

Form 6

INITIAL CALIBRATION DATA

8260B

Laboratory: TestAmerica Buffalo

Client: AECOM, Inc. - Amherst, NY

Calibration: R9G1603

SDG:

Project: AECOM, Inc. - Scott Aviation site - NY3A90

Instrument: HP5975T

Calibration Date: 07/16/09 10:56

Compound	Level 01		Level 02		Level 03		Level 04		Level 05		Level 06	
	ug/L	RF	ug/L	RF	ug/L	RF	ug/L	RF	ug/L	RF	ug/L	RF
trans-1,2-Dichloroethene	1	0.3650222	5	0.3273213	10	0.3237891	25	0.3301465	50	0.3262706	100	0.3196398
trans-1,3-Dichloropropene	1	0.4513633	5	0.4503534	10	0.4840563	25	0.5674914	50	0.5905516	100	0.6019387
Trichloroethene	1	0.3982607	5	0.3415939	10	0.3505411	25	0.3558399	50	0.3500408	100	0.341121
Trichlorofluoromethane	1	0.2576531	5	0.2461191	10	0.2660512	25	0.305221	50	0.3079051	100	0.3004161
Vinyl acetate	5	0.7123645	25	0.7162337	50	0.7522902	125	0.8553186	250	0.8542228	500	0.9105914
Vinyl chloride	1	0.3153831	5	0.2755467	10	0.2770664	25	0.2883989	50	0.2815892	100	0.258914
Xylenes, total	3	0.7694438	15	0.6828683	30	0.6850569	75	0.709307	150	0.687723	300	0.6765467

Form 6

INITIAL CALIBRATION DATA (Continued)

8260B

Laboratory: TestAmerica Buffalo

SDG:

Client: AECOM, Inc. - Amherst, NY

Project: AECOM, Inc. - Scott Aviation site - NY3A9023

Calibration: R9G1603

Instrument: HP5975T

Calibration Date: 07/16/09 10:56

Compound	Mean RF	RF RSD	Mean RT	RT RSD	Linear r^2	Quad COD	LIMIT	Q
1,1,1-Trichloroethane	0.4718133	3.201219	5.3	4.036868E-03			15	
1,1,2,2-Tetrachloroethane	0.9611354	4.197078	9.23	1.850943E-02			SPCC (0.3)	
1,1,2-Trichloro-1,2,2-trifluoroethane	0.2535046	4.094433	3.318333	0.1242159			15	
1,1,2-Trichloroethane	0.305827	3.091469	7.39	1.210796E-02			15	
1,1-Dichloroethane	0.661175	3.519029	4.43	1.624233E-02			SPCC (0.1)	
1,1-Dichloroethene	0.2891448	8.004345	3.33	1.142142E-02			CCC (30)	
1,2,4-Trichlorobenzene	1.076791	5.875166	11.75	0			15	
1,2-Dibromo-3-chloropropane	0.1619332	16.6753	11.09	1.526915E-02	0.99968		0.995	
1,2-Dibromoethane	0.3842838	4.474729	7.82	1.834131E-02			15	
1,2-Dichlorobenzene	1.544087	6.112367	10.42	9.595757E-03			15	
1,2-Dichloroethane	0.5803386	2.883378	5.628333	0.0724142			15	
1,2-Dichloroethane-d4	0.4637255	2.468906	5.57	1.291804E-02			15	
1,2-Dichloroethene, Total	6064.099	6.521469	4.92	2.032272E-02			15	
1,2-Dichloropropane	0.3700541	3.372114	6.27	1.545382E-02			CCC (30)	
1,3-Dichlorobenzene	1.58817	3.75208	10.01	9.924553E-03			15	
1,4-Dichlorobenzene	1.611764	5.707462	10.09	1.678245E-02			15	
2-Butanone	0.2780647	10.2606	4.925	0.1112935			15	
2-Hexanone	0.4642326	3.994826	7.55	9.609983E-03			15	
4-Bromofluorobenzene	0.433477	3.001434	9.106667	5.781766E-02			15	
4-Methyl-2-pentanone	0.6412697	4.237686	6.905	7.761191E-02			15	
Acetone	0.1618301	6.450808	3.425	0.159711			15	
Benzene	1.356423	5.652063	5.59	1.360763E-02			15	
Bromodichloromethane	0.3920519	9.440033	6.48	2.293239E-02			15	
Bromoform	0.1897002	25.70344	8.87	2.076937E-02	0.99904		SPCC (0.1)	
Bromomethane	8.045345E-02	14.08514	2.378333	0.1718596			15	
Carbon disulfide	0.8606022	6.45742	3.548333	0.1162693			15	
Carbon Tetrachloride	0.4073244	7.771087	5.42	1.844793E-02			15	
Chlorobenzene	1.075061	5.737588	8.18	0.0185982			SPCC (0.3)	
Chloroethane	0.104619	11.85684	2.5	0			15	
Chloroform	0.6132058	4.247847	5.17	7.356541E-03			CCC (30)	
Chloromethane	0.4356299	19.29775	1.845	0.2969054	0.99879		SPCC (0.1)	
cis-1,2-Dichloroethene	0.3576296	3.690408	4.92	2.032272E-02			15	
cis-1,3-Dichloropropene	0.4852107	10.66215	6.81	1.233317E-02			15	
Cyclohexane	0.6288914	2.260901	5.32	1.685277E-02			15	
Dibromochloromethane	0.308108	17.2688	7.72	9.616491E-03	0.99959		0.995	
Dichlorodifluoromethane	0.2767599	4.146222	1.63	1.581944E-02			15	
Ethylbenzene	1.821364	5.517133	8.23	2.075845E-02			CCC (30)	
Isopropylbenzene	3.392377	3.691746	8.94	1.151735E-02			15	
Methyl Acetate	0.6181606	6.423498	3.721667	0.1085036			15	
Methylcyclohexane	0.5903434	2.352011	6.2	1.759607E-02			15	
Methylene Chloride	0.4481036	47.72662	3.83	9.93037E-03	0.99964		0.995	
Methyl-t-Butyl Ether (MTBE)	0.9896094	3.592519	4.033333	0.1287766			15	
Styrene	0.9716931	3.464552	8.67	1.688924E-02			15	
Tetrachloroethene	0.4471687	5.061621	7.48	1.479661E-02			15	
Toluene	0.9514302	4.520651	7.06	2.070086E-02			CCC (30)	
Toluene-d8	1.401678	2.939961	7	0			15	
trans-1,2-Dichloroethene	0.3320316	4.983193	4.051667	0.1018098			15	
trans-1,3-Dichloropropene	0.5242925	13.40298	7.24	2.016455E-02			15	
Trichloroethene	0.3562329	5.994304	6.08	1.867383E-02			15	
Trichlorofluoromethane	0.2805609	9.658622	2.776667	0.1854942			15	

Form 6

INITIAL CALIBRATION DATA (Continued)

8260B

Laboratory: TestAmerica Buffalo

SDG:

Client: AECOM, Inc. - Amherst, NY

Project: AECOM, Inc. - Scott Aviation site - NY3A9023

Calibration: R9G1603

Instrument: HP5975T

Calibration Date: 07/16/09 10:56

Compound	Mean RF	RF RSD	Mean RT	RT RSD	Linear r^2	Quad COD	LIMIT	Q
Vinyl acetate	0.8001702	10.48638	4.458333	8.942355E-02			15	
Vinyl chloride	0.2828164	6.615942	1.976667	0.2615718			CCC (30)	
Xylenes, total	0.7018243	4.979516	8.655	6.428274E-02			15	

Response Factor Report 5975 T

Method Path : C:\MSDCHEM\1\DATA\METHODS 2009\
Method File : R9G1603-6PT.M
Title : 8260 5ML
Last Update : Thu Jul 16 15:43:21 2009
Response Via : Initial Calibration

R9G1603 6pt

Calibration Files
1 =T3863.D 2 =T3864.D 3 =T3865.D
4 =T3866.D 5 =T3867.D 6 =T3868.D

			Compound	1	2	3	4	5	6	Avg	%RSD
1)	I	CI10	1,4-Difluoroben	----------ISTD----------							
2)	T	C290	Dichlorodiflu	0.267	0.274	0.267	0.291	0.291	0.271	0.277	4.15
3)	T	C010	Chloromethane	0.602	0.428	0.409	0.408	0.402	0.365	-----	
								L	M= 0.365 R=0.997		
									B= 0.029		
4)	T	C020	Vinyl chlorid	0.315	0.276	0.277	0.288	0.282	0.259	0.283	6.62
5)	T	C015	Bromomethane	0.093	0.074	0.062	0.088	0.080	0.086	0.080	14.09
6)	T	C025	Chloroethane	0.129	0.092	0.103	0.102	0.103	0.099	0.105	11.86
7)	T	C275	Trichlorofluo	0.258	0.246	0.266	0.305	0.308	0.300	0.281	9.66
8)	T	C045	1,1-Dichloroe	0.335	0.282	0.276	0.287	0.282	0.273	0.289	8.00
9)	T	C030	Methylene chl	0.879	0.422	0.372	0.353	0.342	0.320	-----	
								L	M= 0.316 R=0.999		
									B= 0.030		
10)	T	C040	Carbon disulf	0.955	0.794	0.816	0.867	0.860	0.872	0.861	6.46
11)	T	C036	Acrolein	0.050	0.041	0.044	0.048	0.049	0.051	0.047	8.03
12)	T	C038	Acrylonitrile	0.185	0.165	0.161	0.175	0.179	0.180	0.174	5.31
13)	T	C035	Acetone	0.179	0.151	0.151	0.160	0.164	0.164	0.162	6.45
14)	T	C300	Acetonitrile	0.060	0.055	0.056	0.058	0.055	0.059	0.057	4.40
15)	T	C276	Iodomethane	0.487	0.439	0.457	0.455	0.443	0.441	0.454	3.97
16)	T	C291	1,1,2 Trichlo	0.239	0.251	0.246	0.268	0.259	0.258	0.254	4.09
17)	T	C962	T-butyl Methy	1.033	0.951	0.943	1.006	0.995	1.011	0.990	3.59
18)	T	C057	trans-1,2-Dic	0.365	0.327	0.324	0.330	0.326	0.320	0.332	4.98
19)	T	C255	Methyl Acetat	0.677	0.578	0.571	0.614	0.643	0.626	0.618	6.42
20)	T	C050	1,1-Dichloroe	0.705	0.652	0.648	0.665	0.657	0.639	0.661	3.52
21)	T	C125	Vinyl Acetate	0.712	0.716	0.752	0.855	0.854	0.911	0.800	10.49
22)	T	C051	2,2-Dichlorop	0.375	0.325	0.325	0.332	0.323	0.312	0.332	6.63
23)	T	C056	cis-1,2-Dichl	0.383	0.353	0.349	0.359	0.355	0.347	0.358	3.69
24)	T	C272	Tetrahydrofur	0.205	0.168	0.169	0.182	0.185	0.184	0.182	7.41
25)	T	C222	Bromochlorome	0.183	0.170	0.174	0.181	0.181	0.177	0.178	2.79
26)	T	C060	Chloroform	0.664	0.598	0.601	0.612	0.613	0.592	0.613	4.25
27)	T	C115	1,1,1-Trichlo	0.474	0.453	0.455	0.487	0.488	0.474	0.472	3.20
28)	T	C120	Carbon tetrac	0.386	0.369	0.384	0.425	0.440	0.441	0.407	7.77
29)	T	C116	1,1-Dichlorop	0.498	0.471	0.468	0.489	0.483	0.468	0.480	2.58
30)	S	CS87	Dibromofluoro	0.312	0.332	0.319	0.333	0.340	0.335	0.329	3.27
31)	S	CS15	1,2-Dichloroe	0.478	0.475	0.459	0.456	0.465	0.448	0.464	2.47
32)	T	C165	Benzene	1.509	1.325	1.331	1.350	1.329	1.295	1.356	5.65
33)	T	C065	1,2-Dichloroe	0.605	0.569	0.567	0.592	0.587	0.563	0.580	2.88
34)	T	C110	2-Butanone	0.332	0.257	0.253	0.271	0.279	0.276	0.278	10.26
35)	T	C256	Cyclohexane	0.614	0.624	0.616	0.652	0.632	0.635	0.629	2.26
36)	T	C150	Trichloroethe	0.398	0.342	0.351	0.356	0.350	0.341	0.356	5.99
37)	T	C140	1,2-Dichlorop	0.389	0.357	0.361	0.379	0.372	0.362	0.370	3.37
38)	T	C278	Dibromomethan	0.229	0.217	0.216	0.233	0.232	0.226	0.226	3.32
39)	T	C130	Bromodichloro	0.359	0.348	0.372	0.413	0.428	0.433	0.392	9.44
40)	T	C161	2-Chloroethyl	0.209	0.203	0.204	0.225	0.226	0.231	0.216	5.75
41)	T	C012	Methylcycolhe	0.578	0.584	0.575	0.610	0.592	0.602	0.590	2.35
42)	T	C145	cis-1,3-Dichl	0.428	0.430	0.461	0.519	0.537	0.536	0.485	10.66
43)	I	CI20	Chlorobenzene-D	----------ISTD----------							
44)	S	CS05	Toluene-D8	1.462	1.430	1.360	1.409	1.394	1.355	1.402	2.94
45)	T	C230	Toluene	1.035	0.926	0.941	0.955	0.934	0.918	0.951	4.52
46)	T	C170	trans-1,3-Dic	0.451	0.450	0.484	0.567	0.591	0.602	0.524	13.40
47)	T	C284	Ethyl Methacr	0.557	0.525	0.548	0.610	0.608	0.631	0.580	7.26
48)	T	C160	1,1,2-Trichlo	0.309	0.303	0.292	0.320	0.310	0.301	0.306	3.09
49)	T	C210	4-Methyl-2-pe	0.674	0.612	0.605	0.656	0.654	0.646	0.641	4.24
50)	T	C220	Tetrachloroet	0.491	0.439	0.432	0.450	0.441	0.430	0.447	5.06
51)	T	C221	1,3-Dichlorop	0.701	0.641	0.632	0.686	0.667	0.650	0.663	4.05

Response Factor Report 5975 T

Method Path : C:\MSDCHEM\1\DATA\METHODS_2009\
Method File : R9G1603-6PT.M
Title : 8260 5ML
Last Update : Thu Jul 16 15:43:21 2009
Response Via : Initial Calibration

Calibration Files
1 =T3863.D 2 =T3864.D 3 =T3865.D
4 =T3866.D 5 =T3867.D 6 =T3868.D

52)	T	C155	Dibromochloro	0.253	0.256	0.276	0.336	0.355	0.374	-----
								L	M= 0.378	R=0.999
									B= -0.032	
53)	T	C163	1,2-Dibromoet	0.391	0.361	0.366	0.405	0.394	0.388	0.384 4.47
54)	T	C215	2-Hexanone	0.485	0.445	0.438	0.476	0.474	0.468	0.464 3.99
55)	T	C235	Chlorobenzene	1.196	1.056	1.043	1.080	1.048	1.028	1.075 5.74
56)	T	C281	1,1,1,2-Tetra	0.314	0.295	0.310	0.351	0.355	0.353	0.330 7.99
57)	T	C240	Ethylbenzene	2.017	1.763	1.776	1.837	1.787	1.749	1.821 5.52
58)	T	C246	m,p-Xylene	0.776	0.692	0.691	0.715	0.696	0.685	0.709 4.85
59)	T	C247	o-Xylene	0.756	0.665	0.673	0.698	0.672	0.659	0.687 5.28
60)	T	C245	Styrene	0.986	0.921	0.938	1.002	0.998	0.985	0.972 3.46
61)	S	CS10	p-Bromofluoro	0.454	0.444	0.423	0.431	0.429	0.420	0.433 3.00
62)	I	CI30	1,4-Dichloroben	----------ISTD----------						
63)	T	C180	Bromoform	0.262	0.290	0.314	0.402	0.458	0.503	-----
								L	M= 0.511	R=0.997
									B= -0.070	
64)	T	C966	Isopropylbenz	3.620	3.308	3.314	3.459	3.343	3.310	3.392 3.69
65)	T	C301	Bromobenzene	0.930	0.863	0.873	0.898	0.872	0.873	0.885 2.83
66)	T	C225	1,1,2,2-Tetra	0.954	0.915	0.914	1.010	0.992	0.981	0.961 4.20
67)	T	C282	1,2,3-Trichlo	0.322	0.304	0.310	0.336	0.325	0.310	0.318 3.75
68)	T	C283	t-1,4-Dichlor	0.092	0.120	0.149	0.216	0.264	0.293	-----
								L	M= 0.300	R=0.995
									B= -0.269	
69)	T	C302	n-Propylbenze	4.460	3.990	4.055	4.280	4.212	4.180	4.196 3.98
70)	T	C303	2-Chlorotolue	0.898	0.803	0.791	0.818	0.780	0.767	0.809 5.79
71)	T	C289	4-Chlorotolue	0.848	0.782	0.806	0.829	0.796	0.787	0.808 3.21
72)	T	C304	1,3,5-Trimeth	3.153	2.822	2.830	2.960	2.853	2.769	2.898 4.83
73)	T	C306	tert-Butylben	0.720	0.651	0.648	0.689	0.664	0.643	0.669 4.46
74)	T	C307	1,2,4-Trimeth	3.025	2.773	2.788	2.897	2.817	2.735	2.839 3.74
75)	T	C308	sec-Butylbenz	3.491	3.230	3.244	3.429	3.339	3.218	3.325 3.44
76)	T	C260	1,3-Dichlorob	1.691	1.556	1.557	1.628	1.564	1.533	1.588 3.75
77)	T	C309	4-Isopropylto	3.012	2.813	2.836	2.997	2.910	2.810	2.896 3.16
78)	T	C267	1,4-Dichlorob	1.788	1.562	1.570	1.632	1.582	1.537	1.612 5.71
79)	T	C249	1,2-Dichlorob	1.720	1.497	1.509	1.573	1.512	1.454	1.544 6.11
80)	T	C310	n-Butylbenzen	2.982	2.655	2.660	2.798	2.747	2.630	2.745 4.81
81)	T	C286	1,2-Dibromo-3	0.140	0.132	0.142	0.177	0.192	0.189	-----
								L	M= 0.193	R=0.999
									B= -0.012	
82)	T	C313	1,2,4-Trichlo	1.181	1.066	1.066	1.105	1.055	0.989	1.077 5.88
83)	T	C316	Hexachlorobut	0.624	0.563	0.571	0.611	0.576	0.539	0.581 5.43
84)	T	C314	Naphthalene	2.554	2.384	2.375	2.549	2.498	2.379	2.456 3.53
85)	T	C934	1,2,3-Trichlo	1.040	0.976	0.980	1.016	0.979	0.931	0.987 3.81

Total Average %RSD 5.30

L = Linear LO = Linear+Origin Q = Quad QO = Quad+Origin R = Corr. Coef
(#) = Out of Range

R9G1603-6PT.M Thu Jul 16 15:47:15 2009 CHEMSTAT2

Quantitation Report (QT Reviewed)

Data File : H:\GCMS_VOA\T\071609\T3863.D Vial: 3
Acq On : 16 Jul 2009 13:11 Operator: RJ
Sample : RG91610-CAL1 Inst : 5975 T
Misc : Multiplr: 1.00
MS Integration Params: RTEINT.P
Quant Time: Jul 16 15:36:08 2009 Results File: R9G1603-6PT.RES

Quant Method : C:\MSDCHEM\1...\R9G1603-6PT.M (RTE Integrator)
Title : 8260 5ML
Last Update : Thu Jul 16 15:37:29 2009
Response via : Initial Calibration
DataAcq Meth : VOA.M
IS QA File : H:\GCMS_VOA\T\071609\T3866.D (16 Jul 2009 14:24)

Internal Standards	R.T.	QIon	Response	Conc Units	Dev(Min) Rcv(Ar)
1) CI10 1,4-Difluorobenzene	5.88	114	457301	25.00 ug/L	0.00 105.76%
43) CI20 Chlorobenzene-D5	8.16	117	380957	25.00 ug/L	0.00 103.07%
62) CI30 1,4-Dichlorobenzene-	10.07	152	194251	25.00 ug/L	0.00 102.25%

System Monitoring Compounds					
30) CS87 Dibromofluoromethane	5.30	111	5702	0.95 ug/L	0.00
Spiked Amount 25.000 Range 70 - 130			Recovery = 3.80%#		
31) CS15 1,2-Dichloroethane-D	5.57	65	8747	1.03 ug/L	0.00
Spiked Amount 25.000 Range 66 - 137			Recovery = 4.12%#		
44) CS05 Toluene-D8	7.00	98	22275	1.04 ug/L	0.00
Spiked Amount 25.000 Range 71 - 126			Recovery = 4.16%#		
61) CS10 p-Bromofluorobenzene	9.11	174	6912	1.05 ug/L	0.00
Spiked Amount 25.000 Range 73 - 120			Recovery = 4.20%#		

Target Compounds					Qvalue
2) C290 Dichlorodifluorometh	1.63	85	4875	0.96 ug/L	97
3) C010 Chloromethane	1.85	50	11011	1.38 ug/L	98
4) C020 Vinyl chloride	1.98	62	5769	1.12 ug/L	80
5) C015 Bromomethane	2.38	94	1710	1.16 ug/L	97
6) C025 Chloroethane	2.50	64	2351	1.23 ug/L	87
7) C275 Trichlorofluorometha	2.77	101	4713	0.92 ug/L	85
8) C045 1,1-Dichloroethene	3.33	96	6133	1.16 ug/L #	89
9) C030 Methylene chloride	3.83	84	16077	1.96 ug/L	88
10) C040 Carbon disulfide	3.54	76	17466	1.11 ug/L	99
11) C036 Acrolein	3.27	56	18378	21.25 ug/L	96
12) C038 Acrylonitrile	4.08	53	16875	5.29 ug/L	98
13) C035 Acetone	3.42	43	16405	5.54 ug/L #	88
14) C300 Acetonitrile	3.72	41	44203	42.37 ug/L	97
15) C276 Iodomethane	3.50	142	8910	1.07 ug/L	97
16) C291 1,1,2 Trichloro-1,2,	3.32	101	4373	0.94 ug/L #	88
17) C962 T-butyl Methyl Ether	4.04	73	18897	1.04 ug/L	96
18) C057 trans-1,2-Dichloroet	4.06	96	6677	1.10 ug/L	88
19) C255 Methyl Acetate	3.73	43	12375	1.09 ug/L	99
20) C050 1,1-Dichloroethane	4.43	63	12898	1.07 ug/L	94
21) C125 Vinyl Acetate	4.46	43	65153	4.45 ug/L	97
22) C051 2,2-Dichloropropane	4.89	77	6859	1.13 ug/L	86
23) C056 cis-1,2-Dichloroethe	4.92	96	7007	1.07 ug/L	90
24) C272 Tetrahydrofuran	5.15	42	18739	5.63 ug/L	93
25) C222 Bromochloromethane	5.12	128	3349	1.03 ug/L #	70
26) C060 Chloroform	5.17	83	12139	1.08 ug/L	95
27) C115 1,1,1-Trichloroethan	5.30	97	8664	1.00 ug/L	91
28) C120 Carbon tetrachloride	5.42	117	7052	0.95 ug/L	100
29) C116 1,1-Dichloropropene	5.42	75	9105	1.04 ug/L	95
32) C165 Benzene	5.59	78	27595	1.11 ug/L	94
33) C065 1,2-Dichloroethane	5.63	62	11065	1.04 ug/L	89
34) C110 2-Butanone	4.93	43	30391	5.97 ug/L	99
35) C256 Cyclohexane	5.32	56	11231	0.98 ug/L #	88
36) C150 Trichloroethene	6.08	95	7285	1.12 ug/L	88
37) C140 1,2-Dichloropropane	6.27	63	7124	1.05 ug/L	91
38) C278 Dibromomethane	6.38	93	4198	1.02 ug/L #	83

Quantitation Report (QT Reviewed)

Data File : H:\GCMS_VOA\T\071609\T3863.D Vial: 3
Acq On : 16 Jul 2009 13:11 Operator: RJ
Sample : RG91610-CAL1 Inst : 5975 T
Misc : Multiplr: 1.00
MS Integration Params: RTEINT.P
Quant Time: Jul 16 15:36:08 2009 Results File: R9G1603-6PT.RES

Quant Method : C:\MSDCHEM\1...\R9G1603-6PT.M (RTE Integrator)
Title : 8260 5ML
Last Update : Thu Jul 16 15:37:29 2009
Response via : Initial Calibration
DataAcq Meth : VOA.M
IS QA File : H:\GCMS_VOA\T\071609\T3866.D (16 Jul 2009 14:24)

Internal Standards		R.T.	QIon	Response	Conc Units	Dev(Min) Rcv(Ar)
39) C130	Bromodichloromethane	6.48	83	6561	0.91 ug/L	95
40) C161	2-Chloroethylvinyl E	6.68	63	19107	4.83 ug/L	98
41) C012	Methylcycolhexane	6.20	83	10572	0.98 ug/L	85
42) C145	cis-1,3-Dichloroprop	6.81	75	7832	0.88 ug/L	97
45) C230	Toluene	7.06	92	15776	1.09 ug/L	93
46) C170	trans-1,3-Dichloropr	7.24	75	6878	0.86 ug/L	100
47) C284	Ethyl Methacrylate	7.25	69	8491	0.96 ug/L #	85
48) C160	1,1,2-Trichloroethan	7.39	83	4710	1.01 ug/L	95
49) C210	4-Methyl-2-pentanone	6.91	43	51372	5.26 ug/L	98
50) C220	Tetrachloroethene	7.48	166	7481	1.10 ug/L	94
51) C221	1,3-Dichloropropane	7.53	76	10681	1.06 ug/L	98
52) C155	Dibromochloromethane	7.72	129	3850	0.82 ug/L	99
53) C163	1,2-Dibromoethane	7.82	107	5965	1.02 ug/L	90
54) C215	2-Hexanone	7.55	43	36927	5.22 ug/L	98
55) C235	Chlorobenzene	8.18	112	18226	1.11 ug/L	88
56) C281	1,1,1,2-Tetrachloroe	8.24	131	4780	0.95 ug/L	93
57) C240	Ethylbenzene	8.23	91	30738	1.11 ug/L	96
58) C246	m,p-Xylene	8.33	106	23656	2.19 ug/L	94
59) C247	o-Xylene	8.65	106	11519	1.10 ug/L	95
60) C245	Styrene	8.67	104	15027	1.01 ug/L	91
63) C180	Bromoform	8.87	173	2032	0.70 ug/L	87
64) C966	Isopropylbenzene	8.94	105	28124	1.07 ug/L	93
65) C301	Bromobenzene	9.24	156	7224	1.05 ug/L #	87
66) C225	1,1,2,2-Tetrachloroe	9.23	83	7416	0.99 ug/L	99
67) C282	1,2,3-Trichloropropa	9.27	110	2500	1.01 ug/L	100
68) C283	t-1,4-Dichloro-2-But	9.26	53	3578	2.44 ug/L	79
69) C302	n-Propylbenzene	9.28	91	34653	1.06 ug/L	95
70) C303	2-Chlorotoluene	9.38	126	6978	1.11 ug/L	100
71) C289	4-Chlorotoluene	9.47	126	6592	1.05 ug/L	100
72) C304	1,3,5-Trimethylbenze	9.41	105	24501	1.09 ug/L	82
73) C306	tert-Butylbenzene	9.87	134	5592	1.08 ug/L	100
74) C307	1,2,4-Trimethylbenze	9.73	105	23506	1.07 ug/L	98
75) C308	sec-Butylbenzene	9.87	105	27123	1.05 ug/L	94
76) C260	1,3-Dichlorobenzene	10.01	146	13136	1.06 ug/L	88
77) C309	4-Isopropyltoluene	9.98	119	23406	1.04 ug/L	90
78) C267	1,4-Dichlorobenzene	10.09	146	13894	1.11 ug/L	91
79) C249	1,2-Dichlorobenzene	10.42	146	13368	1.11 ug/L	94
80) C310	n-Butylbenzene	10.34	91	23167	1.09 ug/L	89
81) C286	1,2-Dibromo-3-Chloro	11.09	75	1089	0.87 ug/L #	49
82) C313	1,2,4-Trichlorobenze	11.75	180	9176	1.10 ug/L	94
83) C316	Hexachlorobutadiene	11.86	225	4850	1.07 ug/L	89
84) C314	Naphthalene	11.97	128	19844	1.04 ug/L	100
85) C934	1,2,3-Trichlorobenze	12.17	180	8079	1.05 ug/L	100

(#) = qualifier out of range (m) = manual integration (+) = signals summed

Quantitation Report (QT Reviewed)

Data File : H:\GCMS_VOA\T\071609\T3863.D
Acq On : 16 Jul 2009 13:11
Sample : RG91610-CAL1
Misc :
MS Integration Params: RTEINT.P

Vial: 3
Operator: RJ
Inst : 5975 T
Multiplr: 1.00

Quant Time: Jul 16 15:36:08 2009 Results File: R9G1603-6PT.RES
Quant Method : C:\MSDCHEM\1...\R9G1603-6PT.M (RTE Integrator)
Title : 8260 5ML
Last Update : Thu Jul 16 15:37:29 2009
Response via : Initial Calibration
DataAcq Meth : VOA.M



Quantitation Report (Not Reviewed)

Data File : H:\GCMS_VOA\T\071609\T3864.D Vial: 4
Acq On : 16 Jul 2009 13:36 Operator: RJ
Sample : RG91610-CAL2 Inst : 5975 T
Misc : Multiplr: 1.00
MS Integration Params: RTEINT.P
Quant Time: Jul 16 15:39:32 2009 Results File: R9G1603-6PT.RES

Quant Method : C:\MSDCHEM\1...\R9G1603-6PT.M (RTE Integrator)
Title : 8260 5ML
Last Update : Thu Jul 16 15:37:29 2009
Response via : Initial Calibration
DataAcq Meth : VOA.M
IS QA File : H:\GCMS_VOA\T\071609\T3866.D (16 Jul 2009 14:24)

Internal Standards	R.T.	QIon	Response	Conc	Units	Dev(Min) Rcv(Ar)
1) CI10 1,4-Difluorobenzene	5.87	114	447710	25.00	ug/L	0.00 103.54%
43) CI20 Chlorobenzene-D5	8.15	117	374406	25.00	ug/L	0.00 101.30%
62) CI30 1,4-Dichlorobenzene-	10.07	152	193259	25.00	ug/L	0.00 101.73%

System Monitoring Compounds

30) CS87 Dibromofluoromethane	5.31	111	29733	5.05	ug/L	0.00
Spiked Amount 25.000 Range 70 - 130 Recovery = 20.20%#						
31) CS15 1,2-Dichloroethane-D	5.57	65	42544	5.12	ug/L	0.00
Spiked Amount 25.000 Range 66 - 137 Recovery = 20.48%#						
44) CS05 Toluene-D8	7.00	98	107097	5.10	ug/L	0.00
Spiked Amount 25.000 Range 71 - 126 Recovery = 20.40%#						
61) CS10 p-Bromofluorobenzene	9.11	174	33271	5.13	ug/L	0.00
Spiked Amount 25.000 Range 73 - 120 Recovery = 20.52%#						

Target Compounds

						Qvalue
2) C290 Dichlorodifluorometh	1.63	85	24520	4.95	ug/L	100
3) C010 Chloromethane	1.85	50	38342	4.91	ug/L	98
4) C020 Vinyl chloride	1.98	62	24673	4.87	ug/L	95
5) C015 Bromomethane	2.38	94	6595	4.58	ug/L	90
6) C025 Chloroethane	2.50	64	8269	4.41	ug/L	92
7) C275 Trichlorofluorometha	2.77	101	22038	4.39	ug/L	96
8) C045 1,1-Dichloroethene	3.33	96	25272	4.88	ug/L	98
9) C030 Methylene chloride	3.83	84	37823	4.71	ug/L #	85
10) C040 Carbon disulfide	3.55	76	71110	4.61	ug/L	98
11) C036 Acrolein	3.27	56	73629	86.97	ug/L	98
12) C038 Acrylonitrile	4.08	53	73656	23.60	ug/L	98
13) C035 Acetone	3.43	43	67681	23.36	ug/L	95
14) C300 Acetonitrile	3.72	41	195467	191.39	ug/L	99
15) C276 Iodomethane	3.49	142	39303	4.84	ug/L	94
16) C291 1,1,2 Trichloro-1,2,	3.32	101	22482	4.95	ug/L	88
17) C962 T-butyl Methyl Ether	4.04	73	85112	4.80	ug/L	92
18) C057 trans-1,2-Dichloroet	4.05	96	29309	4.93	ug/L	97
19) C255 Methyl Acetate	3.72	43	51760	4.68	ug/L	99
20) C050 1,1-Dichloroethane	4.43	63	58396	4.93	ug/L	97
21) C125 Vinyl Acetate	4.46	43	320665	22.38	ug/L	97
22) C051 2,2-Dichloropropane	4.90	77	29059	4.89	ug/L	90
23) C056 cis-1,2-Dichloroethe	4.92	96	31581	4.93	ug/L	93
24) C272 Tetrahydrofuran	5.15	42	75284	23.09	ug/L	94
25) C222 Bromochloromethane	5.12	128	15231	4.79	ug/L #	71
26) C060 Chloroform	5.17	83	53516	4.87	ug/L	98
27) C115 1,1,1-Trichloroethan	5.30	97	40596	4.80	ug/L	92
28) C120 Carbon tetrachloride	5.42	117	33035	4.53	ug/L	97
29) C116 1,1-Dichloropropene	5.42	75	42148	4.91	ug/L	96
32) C165 Benzene	5.59	78	118656	4.88	ug/L	100
33) C065 1,2-Dichloroethane	5.63	62	50926	4.90	ug/L	89
34) C110 2-Butanone	4.93	43	114964	23.09	ug/L	97
35) C256 Cyclohexane	5.32	56	55894	4.96	ug/L	91
36) C150 Trichloroethene	6.08	95	30587	4.79	ug/L #	82
37) C140 1,2-Dichloropropane	6.27	63	31968	4.82	ug/L	91
38) C278 Dibromomethane	6.38	93	19398	4.80	ug/L #	81

Quantitation Report (Not Reviewed)

Data File : H:\GCMS_VOA\T\071609\T3864.D Vial: 4
Acq On : 16 Jul 2009 13:36 Operator: RJ
Sample : RG91610-CAL2 Inst : 5975 T
Misc : Multiplr: 1.00
MS Integration Params: RTEINT.P
Quant Time: Jul 16 15:39:32 2009 Results File: R9G1603-6PT.RES

Quant Method : C:\MSDCHEM\1...\R9G1603-6PT.M (RTE Integrator)
Title : 8260 5ML
Last Update : Thu Jul 16 15:37:29 2009
Response via : Initial Calibration
DataAcq Meth : VOA.M
IS QA File : H:\GCMS_VOA\T\071609\T3866.D (16 Jul 2009 14:24)

Internal Standards		R.T.	QIon	Response	Conc Units	Dev(Min) Rcv(Ar)
39) C130	Bromodichloromethane	6.48	83	31124	4.43 ug/L	98
40) C161	2-Chloroethylvinyl E	6.68	63	90911	23.47 ug/L	98
41) C012	Methylcycolhexane	6.20	83	52273	4.94 ug/L #	82
42) C145	cis-1,3-Dichloroprop	6.81	75	38465	4.43 ug/L	97
45) C230	Toluene	7.06	92	69325	4.87 ug/L	96
46) C170	trans-1,3-Dichloropr	7.24	75	33723	4.29 ug/L	98
47) C284	Ethyl Methacrylate	7.25	69	39297	4.53 ug/L #	83
48) C160	1,1,2-Trichloroethan	7.39	83	22661	4.95 ug/L	97
49) C210	4-Methyl-2-pentanone	6.91	43	228991	23.84 ug/L	97
50) C220	Tetrachloroethene	7.48	166	32908	4.91 ug/L	97
51) C221	1,3-Dichloropropane	7.53	76	47999	4.84 ug/L	97
52) C155	Dibromochloromethane	7.72	129	19159	4.15 ug/L	97
53) C163	1,2-Dibromoethane	7.82	107	27018	4.69 ug/L	99
54) C215	2-Hexanone	7.55	43	166514	23.95 ug/L	99
55) C235	Chlorobenzene	8.18	112	79056	4.91 ug/L	87
56) C281	1,1,1,2-Tetrachloroe	8.24	131	22075	4.47 ug/L	97
57) C240	Ethylbenzene	8.23	91	131987	4.84 ug/L	98
58) C246	m,p-Xylene	8.33	106	103623	9.76 ug/L	94
59) C247	o-Xylene	8.65	106	49779	4.84 ug/L	97
60) C245	Styrene	8.67	104	69003	4.74 ug/L	85
63) C180	Bromoform	8.87	173	11191	3.90 ug/L	99
64) C966	Isopropylbenzene	8.94	105	127856	4.88 ug/L	91
65) C301	Bromobenzene	9.25	156	33341	4.87 ug/L	90
66) C225	1,1,2,2-Tetrachloroe	9.23	83	35383	4.76 ug/L	94
67) C282	1,2,3-Trichloropropa	9.27	110	11763	4.79 ug/L	100
68) C283	t-1,4-Dichloro-2-But	9.26	53	23205	15.88 ug/L #	61
69) C302	n-Propylbenzene	9.28	91	154209	4.75 ug/L	97
70) C303	2-Chlorotoluene	9.38	126	31023	4.96 ug/L	100
71) C289	4-Chlorotoluene	9.47	126	30229	4.84 ug/L	100
72) C304	1,3,5-Trimethylbenze	9.41	105	109091	4.87 ug/L	84
73) C306	tert-Butylbenzene	9.87	134	25176	4.87 ug/L	100
74) C307	1,2,4-Trimethylbenze	9.73	105	107173	4.88 ug/L	99
75) C308	sec-Butylbenzene	9.87	105	124850	4.86 ug/L	96
76) C260	1,3-Dichlorobenzene	10.01	146	60146	4.90 ug/L	91
77) C309	4-Isopropyltoluene	9.98	119	108721	4.86 ug/L	88
78) C267	1,4-Dichlorobenzene	10.09	146	60365	4.84 ug/L	90
79) C249	1,2-Dichlorobenzene	10.42	146	57844	4.85 ug/L	95
80) C310	n-Butylbenzene	10.34	91	102635	4.84 ug/L	91
81) C286	1,2-Dibromo-3-Chloro	11.09	75	5090	4.07 ug/L #	52
82) C313	1,2,4-Trichlorobenze	11.75	180	41186	4.95 ug/L	99
83) C316	Hexachlorobutadiene	11.86	225	21762	4.85 ug/L	100
84) C314	Naphthalene	11.96	128	92145	4.85 ug/L	100
85) C934	1,2,3-Trichlorobenze	12.17	180	37711	4.94 ug/L	97

(#) = qualifier out of range (m) = manual integration (+) = signals summed

Quantitation Report (Not Reviewed)

Data File : H:\GCMS_VOA\T\071609\T3864.D Vial: 4
Acq On : 16 Jul 2009 13:36 Operator: RJ
Sample : RG91610-CAL2 Inst : 5975 T
Misc : Multiplr: 1.00
MS Integration Params: RTEINT.P

Quant Time: Jul 16 15:39:32 2009 Results File: R9G1603-6PT.RES
Quant Method : C:\MSDCHEM\1...\R9G1603-6PT.M (RTE Integrator)
Title : 8260 5ML
Last Update : Thu Jul 16 15:37:29 2009
Response via : Initial Calibration
DataAcq Meth : VOA.M



Quantitation Report (Not Reviewed)

Data File : H:\GCMS_VOA\T\071609\T3865.D Vial: 5
Acq On : 16 Jul 2009 14:00 Operator: RJ
Sample : RG91610-CAL3 Inst : 5975 T
Misc : Multiplr: 1.00
MS Integration Params: RTEINT.P
Quant Time: Jul 16 15:39:46 2009 Results File: R9G1603-6PT.RES

Quant Method : C:\MSDCHEM\1...\R9G1603-6PT.M (RTE Integrator)
Title : 8260 5ML
Last Update : Thu Jul 16 15:37:29 2009
Response via : Initial Calibration
DataAcq Meth : VOA.M
IS QA File : H:\GCMS_VOA\T\071609\T3866.D (16 Jul 2009 14:24)

Internal Standards	R.T.	QIon	Response	Conc	Units	Dev(Min) Rcv(Ar)
1) CI10 1,4-Difluorobenzene	5.88	114	435762	25.00	ug/L	0.00 100.78%
43) CI20 Chlorobenzene-D5	8.16	117	369833	25.00	ug/L	0.00 100.06%
62) CI30 1,4-Dichlorobenzene-	10.07	152	189619	25.00	ug/L	0.00 99.81%

System Monitoring Compounds						
30) CS87 Dibromofluoromethane	5.30	111	55689	9.72	ug/L	0.00
Spiked Amount 25.000 Range 70 - 130 Recovery = 38.88%#						
31) CS15 1,2-Dichloroethane-D	5.57	65	79968	9.89	ug/L	0.00
Spiked Amount 25.000 Range 66 - 137 Recovery = 39.56%#						
44) CS05 Toluene-D8	7.00	98	201165	9.70	ug/L	0.00
Spiked Amount 25.000 Range 71 - 126 Recovery = 38.80%#						
61) CS10 p-Bromofluorobenzene	9.10	174	62532	9.75	ug/L	0.00
Spiked Amount 25.000 Range 73 - 120 Recovery = 39.00%#						

Target Compounds						Qvalue
2) C290 Dichlorodifluorometh	1.63	85	46501	9.64	ug/L	94
3) C010 Chloromethane	1.84	50	71273	9.39	ug/L	97
4) C020 Vinyl chloride	1.97	62	48294	9.80	ug/L	95
5) C015 Bromomethane	2.38	94	10775	7.68	ug/L	97
6) C025 Chloroethane	2.50	64	17967	9.85	ug/L	97
7) C275 Trichlorofluorometha	2.78	101	46374	9.48	ug/L	97
8) C045 1,1-Dichloroethene	3.33	96	48059	9.54	ug/L	97
9) C030 Methylene chloride	3.83	84	64886	8.31	ug/L #	88
10) C040 Carbon disulfide	3.55	76	142252	9.48	ug/L	98
11) C036 Acrolein	3.27	56	154522	187.52	ug/L	99
12) C038 Acrylonitrile	4.08	53	140655	46.31	ug/L	97
13) C035 Acetone	3.43	43	131985	46.79	ug/L	92
14) C300 Acetonitrile	3.72	41	387927	390.26	ug/L	96
15) C276 Iodomethane	3.49	142	79614	10.07	ug/L	96
16) C291 1,1,2 Trichloro-1,2,	3.31	101	42830	9.69	ug/L	88
17) C962 T-butyl Methyl Ether	4.03	73	164359	9.53	ug/L	92
18) C057 trans-1,2-Dichloroet	4.05	96	56438	9.75	ug/L	99
19) C255 Methyl Acetate	3.72	43	99598	9.24	ug/L	97
20) C050 1,1-Dichloroethane	4.43	63	112991	9.80	ug/L	97
21) C125 Vinyl Acetate	4.46	43	655639	47.01	ug/L	97
22) C051 2,2-Dichloropropane	4.89	77	56682	9.79	ug/L	89
23) C056 cis-1,2-Dichloroethe	4.92	96	60867	9.76	ug/L	95
24) C272 Tetrahydrofuran	5.14	42	146868	46.28	ug/L	96
25) C222 Bromochloromethane	5.12	128	30322	9.79	ug/L #	73
26) C060 Chloroform	5.17	83	104817	9.81	ug/L	99
27) C115 1,1,1-Trichloroethan	5.30	97	79222	9.63	ug/L	93
28) C120 Carbon tetrachloride	5.42	117	66889	9.42	ug/L	97
29) C116 1,1-Dichloropropene	5.42	75	81640	9.77	ug/L	98
32) C165 Benzene	5.59	78	231922	9.81	ug/L	98
33) C065 1,2-Dichloroethane	5.63	62	98745	9.76	ug/L	92
34) C110 2-Butanone	4.93	43	220664	45.53	ug/L	97
35) C256 Cyclohexane	5.32	56	107341	9.79	ug/L	91
36) C150 Trichloroethene	6.08	95	61101	9.84	ug/L #	81
37) C140 1,2-Dichloropropane	6.27	63	62869	9.75	ug/L	92
38) C278 Dibromomethane	6.38	93	37665	9.58	ug/L #	83

Quantitation Report (Not Reviewed)

Data File : H:\GCMS_VOA\T\071609\T3865.D Vial: 5
Acq On : 16 Jul 2009 14:00 Operator: RJ
Sample : RG91610-CAL3 Inst : 5975 T
Misc : Multiplr: 1.00
MS Integration Params: RTEINT.P
Quant Time: Jul 16 15:39:46 2009 Results File: R9G1603-6PT.RES

Quant Method : C:\MSDCHEM\1...\R9G1603-6PT.M (RTE Integrator)
Title : 8260 5ML
Last Update : Thu Jul 16 15:37:29 2009
Response via : Initial Calibration
DataAcq Meth : VOA.M
IS QA File : H:\GCMS_VOA\T\071609\T3866.D (16 Jul 2009 14:24)

Internal Standards			R.T.	QIon	Response	Conc	Units		Dev(Min) Rcv(Ar)
39)	C130	Bromodichloromethane	6.48	83	64915	9.50	ug/L		100
40)	C161	2-Chloroethylvinyl E	6.68	63	177614	47.12	ug/L		97
41)	C012	Methylcycolhexane	6.20	83	100303	9.75	ug/L	#	83
42)	C145	cis-1,3-Dichloroprop	6.81	75	80375	9.50	ug/L		96
45)	C230	Toluene	7.06	92	139260	9.89	ug/L		99
46)	C170	trans-1,3-Dichloropr	7.24	75	71608	9.23	ug/L		98
47)	C284	Ethyl Methacrylate	7.25	69	81090	9.45	ug/L	#	84
48)	C160	1,1,2-Trichloroethan	7.39	83	43258	9.56	ug/L		100
49)	C210	4-Methyl-2-pentanone	6.91	43	447577	47.18	ug/L		97
50)	C220	Tetrachloroethene	7.48	166	63844	9.65	ug/L		98
51)	C221	1,3-Dichloropropane	7.53	76	93516	9.54	ug/L		98
52)	C155	Dibromochloromethane	7.72	129	40762	8.94	ug/L		96
53)	C163	1,2-Dibromoethane	7.82	107	54164	9.53	ug/L		100
54)	C215	2-Hexanone	7.55	43	324091	47.19	ug/L		99
55)	C235	Chlorobenzene	8.18	112	154336	9.70	ug/L		87
56)	C281	1,1,1,2-Tetrachloroe	8.24	131	45906	9.42	ug/L		97
57)	C240	Ethylbenzene	8.23	91	262753	9.75	ug/L		99
58)	C246	m,p-Xylene	8.33	106	204461	19.49	ug/L		98
59)	C247	o-Xylene	8.66	106	99567	9.79	ug/L		97
60)	C245	Styrene	8.67	104	138695	9.65	ug/L		87
63)	C180	Bromoform	8.87	173	23850	8.47	ug/L		99
64)	C966	Isopropylbenzene	8.94	105	251390	9.77	ug/L		92
65)	C301	Bromobenzene	9.25	156	66203	9.86	ug/L	#	89
66)	C225	1,1,2,2-Tetrachloroe	9.23	83	69294	9.51	ug/L		93
67)	C282	1,2,3-Trichloropropa	9.27	110	23483	9.74	ug/L		100
68)	C283	t-1,4-Dichloro-2-But	9.26	53	56613	39.50	ug/L	#	48
69)	C302	n-Propylbenzene	9.28	91	307539	9.66	ug/L		94
70)	C303	2-Chlorotoluene	9.38	126	60015	9.78	ug/L		100
71)	C289	4-Chlorotoluene	9.47	126	61106	9.97	ug/L		100
72)	C304	1,3,5-Trimethylbenze	9.41	105	214631	9.76	ug/L		82
73)	C306	tert-Butylbenzene	9.87	134	49144	9.68	ug/L		100
74)	C307	1,2,4-Trimethylbenze	9.73	105	211443	9.82	ug/L		99
75)	C308	sec-Butylbenzene	9.87	105	246037	9.76	ug/L		94
76)	C260	1,3-Dichlorobenzene	10.01	146	118122	9.81	ug/L		92
77)	C309	4-Isopropyltoluene	9.98	119	215083	9.79	ug/L		87
78)	C267	1,4-Dichlorobenzene	10.09	146	119101	9.74	ug/L		95
79)	C249	1,2-Dichlorobenzene	10.42	146	114459	9.77	ug/L		96
80)	C310	n-Butylbenzene	10.34	91	201770	9.69	ug/L		90
81)	C286	1,2-Dibromo-3-Chloro	11.09	75	10769	8.77	ug/L	#	51
82)	C313	1,2,4-Trichlorobenze	11.75	180	80830	9.90	ug/L		98
83)	C316	Hexachlorobutadiene	11.86	225	43276	9.83	ug/L		99
84)	C314	Naphthalene	11.96	128	180173	9.67	ug/L		100
85)	C934	1,2,3-Trichlorobenze	12.17	180	74294	9.93	ug/L		100

(#) = qualifier out of range (m) = manual integration (+) = signals summed

Quantitation Report (Not Reviewed)

Data File : H:\GCMS_VOA\T\071609\T3865.D Vial: 5
Acq On : 16 Jul 2009 14:00 Operator: RJ
Sample : RG91610-CAL3 Inst : 5975 T
Misc : Multiplr: 1.00
MS Integration Params: RTEINT.P

Quant Time: Jul 16 15:39:46 2009 Results File: R9G1603-6PT.RES
Quant Method : C:\MSDCHEM\1...\R9G1603-6PT.M (RTE Integrator)
Title : 8260 5ML
Last Update : Thu Jul 16 15:37:29 2009
Response via : Initial Calibration
DataAcq Meth : VOA.M



Quantitation Report (QT Reviewed)

Data File : H:\GCMS_VOA\T\071609\T3866.D Vial: 6
Acq On : 16 Jul 2009 14:24 Operator: RJ
Sample : RG91610-CAL4 Inst : 5975 T
Misc : Multiplr: 1.00
MS Integration Params: RTEINT.P
Quant Time: Jul 16 15:31:56 2009 Results File: R9G1603-6PT.RES

Quant Method : C:\MSDCHEM\1...\R9G1603-6PT.M (RTE Integrator)
Title : 8260 5ML
Last Update : Thu Jul 16 15:33:13 2009
Response via : Initial Calibration
DataAcq Meth : VOA.M
IS QA File : H:\GCMS_VOA\T\071609\T3866.D (16 Jul 2009 14:24)

Internal Standards	R.T.	QIon	Response	Conc	Units	Dev(Min) Rcv(Ar)
1) CI10 1,4-Difluorobenzene	5.88	114	432408	25.00	ug/L	0.00 100.00%
43) CI20 Chlorobenzene-D5	8.16	117	369595	25.00	ug/L	0.00 100.00%
62) CI30 1,4-Dichlorobenzene-	10.07	152	189976	25.00	ug/L	0.00 100.00%

System Monitoring Compounds

30) CS87 Dibromofluoromethane	5.30	111	144076	25.35	ug/L	0.00
Spiked Amount 25.000 Range 70 - 130 Recovery = 101.40%						
31) CS15 1,2-Dichloroethane-D	5.57	65	197370	24.61	ug/L	0.00
Spiked Amount 25.000 Range 66 - 137 Recovery = 98.44%						
44) CS05 Toluene-D8	7.00	98	520777	25.13	ug/L	0.00
Spiked Amount 25.000 Range 71 - 126 Recovery = 100.52%						
61) CS10 p-Bromofluorobenzene	9.11	174	159463	24.88	ug/L	0.00
Spiked Amount 25.000 Range 73 - 120 Recovery = 99.52%						

Target Compounds

						Qvalue
2) C290 Dichlorodifluorometh	1.63	85	126033	26.33	ug/L	96
3) C010 Chloromethane	1.85	50	176464	23.42	ug/L	98
4) C020 Vinyl chloride	1.98	62	124706	25.49	ug/L	98
5) C015 Bromomethane	2.38	94	37880	27.22	ug/L	100
6) C025 Chloroethane	2.50	64	44120	24.38	ug/L	99
7) C275 Trichlorofluorometha	2.78	101	131980	27.20	ug/L	100
8) C045 1,1-Dichloroethene	3.33	96	124098	24.81	ug/L	97
9) C030 Methylene chloride	3.83	84	152671	19.70	ug/L	91
10) C040 Carbon disulfide	3.55	76	374881	25.18	ug/L	97
11) C036 Acrolein	3.27	56	414179	506.52	ug/L	99
12) C038 Acrylonitrile	4.08	53	379432	125.90	ug/L	98
13) C035 Acetone	3.43	43	346377	123.76	ug/L	90
14) C300 Acetonitrile	3.72	41	997430	1011.21	ug/L	98
15) C276 Iodomethane	3.50	142	196931	25.10	ug/L	95
16) C291 1,1,2 Trichloro-1,2,	3.32	101	115893	26.43	ug/L	90
17) C962 T-butyl Methyl Ether	4.03	73	434838	25.40	ug/L	92
18) C057 trans-1,2-Dichloroet	4.05	96	142758	24.86	ug/L	99
19) C255 Methyl Acetate	3.72	43	265516	24.83	ug/L	97
20) C050 1,1-Dichloroethane	4.43	63	287633	25.15	ug/L	96
21) C125 Vinyl Acetate	4.46	43	1849233	133.62	ug/L	97
22) C051 2,2-Dichloropropane	4.90	77	143591	25.01	ug/L	94
23) C056 cis-1,2-Dichloroethe	4.92	96	155386	25.12	ug/L	94
24) C272 Tetrahydrofuran	5.14	42	393071	124.81	ug/L	94
25) C222 Bromochloromethane	5.12	128	78115	25.41	ug/L #	73
26) C060 Chloroform	5.17	83	264524	24.94	ug/L	99
27) C115 1,1,1-Trichloroethan	5.30	97	210745	25.82	ug/L	92
28) C120 Carbon tetrachloride	5.42	117	183676	26.07	ug/L	98
29) C116 1,1-Dichloropropene	5.42	75	211522	25.50	ug/L	98
32) C165 Benzene	5.59	78	583893	24.89	ug/L	100
33) C065 1,2-Dichloroethane	5.63	62	255911	25.49	ug/L	91
34) C110 2-Butanone	4.92	43	585290	121.69	ug/L	98
35) C256 Cyclohexane	5.32	56	282090	25.93	ug/L	91
36) C150 Trichloroethene	6.08	95	153868	24.97	ug/L #	80
37) C140 1,2-Dichloropropane	6.27	63	163945	25.61	ug/L	93
38) C278 Dibromomethane	6.38	93	100835	25.85	ug/L #	85

Quantitation Report (QT Reviewed)

Data File : H:\GCMS_VOA\T\071609\T3866.D Vial: 6
Acq On : 16 Jul 2009 14:24 Operator: RJ
Sample : RG91610-CAL4 Inst : 5975 T
Misc : Multiplr: 1.00
MS Integration Params: RTEINT.P
Quant Time: Jul 16 15:31:56 2009 Results File: R9G1603-6PT.RES

Quant Method : C:\MSDCHEM\1...\R9G1603-6PT.M (RTE Integrator)
Title : 8260 5ML
Last Update : Thu Jul 16 15:33:13 2009
Response via : Initial Calibration
DataAcq Meth : VOA.M
IS QA File : H:\GCMS_VOA\T\071609\T3866.D (16 Jul 2009 14:24)

Internal Standards		R.T.	QIon	Response	Conc Units	Dev(Min) Rcv(Ar)
39) C130	Bromodichloromethane	6.48	83	178642	26.34 ug/L	99
40) C161	2-Chloroethylvinyl E	6.68	63	486010	129.94 ug/L	97
41) C012	Methylcycolhexane	6.20	83	263924	25.85 ug/L	83
42) C145	cis-1,3-Dichloroprop	6.81	75	224344	26.73 ug/L	97
45) C230	Toluene	7.06	92	352794	25.08 ug/L	98
46) C170	trans-1,3-Dichloropr	7.24	75	209742	27.06 ug/L	100
47) C284	Ethyl Methacrylate	7.25	69	225381	26.29 ug/L #	82
48) C160	1,1,2-Trichloroethan	7.39	83	118272	26.16 ug/L	97
49) C210	4-Methyl-2-pentanone	6.90	43	1212904	127.94 ug/L	97
50) C220	Tetrachloroethene	7.48	166	166291	25.15 ug/L	98
51) C221	1,3-Dichloropropane	7.53	76	253656	25.88 ug/L	97
52) C155	Dibromochloromethane	7.72	129	124027	27.23 ug/L	94
53) C163	1,2-Dibromoethane	7.82	107	149740	26.36 ug/L	95
54) C215	2-Hexanone	7.55	43	879743	128.18 ug/L	98
55) C235	Chlorobenzene	8.18	112	399013	25.11 ug/L	89
56) C281	1,1,1,2-Tetrachloroe	8.24	131	129795	26.64 ug/L	95
57) C240	Ethylbenzene	8.23	91	678763	25.21 ug/L	98
58) C246	m,p-Xylene	8.33	106	528350	50.40 ug/L	98
59) C247	o-Xylene	8.66	106	258119	25.41 ug/L	97
60) C245	Styrene	8.67	104	370246	25.77 ug/L	88
63) C180	Bromoform	8.87	173	76313	27.05 ug/L	98
64) C966	Isopropylbenzene	8.94	105	657118	25.49 ug/L	92
65) C301	Bromobenzene	9.24	156	170675	25.38 ug/L #	80
66) C225	1,1,2,2-Tetrachloroe	9.23	83	191837	26.27 ug/L	96
67) C282	1,2,3-Trichloropropa	9.27	110	63841	26.44 ug/L	100
68) C283	t-1,4-Dichloro-2-But	9.26	53	204905	142.68 ug/L #	35
69) C302	n-Propylbenzene	9.28	91	813010	25.50 ug/L	94
70) C303	2-Chlorotoluene	9.38	126	155308	25.25 ug/L	100
71) C289	4-Chlorotoluene	9.47	126	157516	25.66 ug/L	100
72) C304	1,3,5-Trimethylbenze	9.41	105	562290	25.53 ug/L	84
73) C306	tert-Butylbenzene	9.87	134	130985	25.76 ug/L	100
74) C307	1,2,4-Trimethylbenze	9.73	105	550270	25.51 ug/L	98
75) C308	sec-Butylbenzene	9.87	105	651390	25.78 ug/L	94
76) C260	1,3-Dichlorobenzene	10.01	146	309341	25.63 ug/L	94
77) C309	4-Isopropyltoluene	9.98	119	569357	25.87 ug/L	89
78) C267	1,4-Dichlorobenzene	10.09	146	310083	25.32 ug/L	94
79) C249	1,2-Dichlorobenzene	10.42	146	298744	25.46 ug/L	96
80) C310	n-Butylbenzene	10.34	91	531630	25.48 ug/L	92
81) C286	1,2-Dibromo-3-Chloro	11.09	75	33557	27.27 ug/L #	55
82) C313	1,2,4-Trichlorobenze	11.75	180	209852	25.65 ug/L	97
83) C316	Hexachlorobutadiene	11.86	225	116057	26.30 ug/L	96
84) C314	Naphthalene	11.96	128	484196	25.94 ug/L	100
85) C934	1,2,3-Trichlorobenze	12.17	180	193076	25.75 ug/L	99

(#) = qualifier out of range (m) = manual integration (+) = signals summed

Quantitation Report (QT Reviewed)

Data File : H:\GCMS_VOA\T\071609\T3866.D Vial: 6
Acq On : 16 Jul 2009 14:24 Operator: RJ
Sample : RG91610-CAL4 Inst : 5975 T
Misc : Multiplr: 1.00
MS Integration Params: RTEINT.P

Quant Time: Jul 16 15:31:56 2009 Results File: R9G1603-6PT.RES
Quant Method : C:\MSDCHEM\1...\R9G1603-6PT.M (RTE Integrator)
Title : 8260 5ML
Last Update : Thu Jul 16 15:33:13 2009
Response via : Initial Calibration
DataAcq Meth : VOA.M



Quantitation Report (Not Reviewed)

Data File : H:\GCMS_VOA\T\071609\T3867.D Vial: 7
Acq On : 16 Jul 2009 14:48 Operator: RJ
Sample : RG91610-CAL5 Inst : 5975 T
Misc : Multiplr: 1.00
MS Integration Params: RTEINT.P
Quant Time: Jul 16 15:39:58 2009 Results File: R9G1603-6PT.RES

Quant Method : C:\MSDCHEM\1...\R9G1603-6PT.M (RTE Integrator)
Title : 8260 5ML
Last Update : Thu Jul 16 15:37:29 2009
Response via : Initial Calibration
DataAcq Meth : VOA.M
IS QA File : H:\GCMS_VOA\T\071609\T3866.D (16 Jul 2009 14:24)

Internal Standards	R.T.	QIon	Response	Conc	Units	Dev(Min) Rcv(Ar)
1) CI10 1,4-Difluorobenzene	5.87	114	426396	25.00	ug/L	0.00 98.61%
43) CI20 Chlorobenzene-D5	8.15	117	369778	25.00	ug/L	0.00 100.05%
62) CI30 1,4-Dichlorobenzene-	10.07	152	190411	25.00	ug/L	0.00 100.23%

System Monitoring Compounds

30) CS87 Dibromofluoromethane	5.30	111	290060	51.75	ug/L	0.00
Spiked Amount 25.000 Range 70 - 130 Recovery = 207.00%#						
31) CS15 1,2-Dichloroethane-D	5.57	65	396927	50.19	ug/L	0.00
Spiked Amount 25.000 Range 66 - 137 Recovery = 200.76%#						
44) CS05 Toluene-D8	7.00	98	1031293	49.74	ug/L	0.00
Spiked Amount 25.000 Range 71 - 126 Recovery = 198.96%#						
61) CS10 p-Bromofluorobenzene	9.10	174	317135	49.46	ug/L	0.00
Spiked Amount 25.000 Range 73 - 120 Recovery = 197.84%#						

Target Compounds

							Qvalue
2) C290 Dichlorodifluorometh	1.63	85	248001	52.54	ug/L		95
3) C010 Chloromethane	1.84	50	342496	46.10	ug/L		99
4) C020 Vinyl chloride	1.97	62	240137	49.78	ug/L		96
5) C015 Bromomethane	2.38	94	68613	50.00	ug/L		99
6) C025 Chloroethane	2.50	64	87922	49.27	ug/L		99
7) C275 Trichlorofluorometha	2.78	101	262579	54.87	ug/L		99
8) C045 1,1-Dichloroethene	3.33	96	240177	48.70	ug/L		97
9) C030 Methylene chloride	3.83	84	291290	38.11	ug/L	#	88
10) C040 Carbon disulfide	3.55	76	733223	49.95	ug/L		97
11) C036 Acrolein	3.27	56	841356	1043.45	ug/L		100
12) C038 Acrylonitrile	4.07	53	764071	257.10	ug/L		99
13) C035 Acetone	3.42	43	700597	253.85	ug/L		91
14) C300 Acetonitrile	3.72	41	1860056	1912.34	ug/L		95
15) C276 Iodomethane	3.49	142	378064	48.86	ug/L		96
16) C291 1,1,2 Trichloro-1,2,	3.32	101	221287	51.18	ug/L		89
17) C962 T-butyl Methyl Ether	4.03	73	848435	50.27	ug/L		92
18) C057 trans-1,2-Dichloroet	4.05	96	278241	49.13	ug/L		98
19) C255 Methyl Acetate	3.72	43	548027	51.98	ug/L		97
20) C050 1,1-Dichloroethane	4.43	63	560691	49.72	ug/L		98
21) C125 Vinyl Acetate	4.46	43	3642372	266.89	ug/L		97
22) C051 2,2-Dichloropropane	4.90	77	275674	48.68	ug/L		94
23) C056 cis-1,2-Dichloroethe	4.92	96	302442	49.58	ug/L		94
24) C272 Tetrahydrofuran	5.14	42	787952	253.73	ug/L		94
25) C222 Bromochloromethane	5.12	128	154608	51.00	ug/L	#	71
26) C060 Chloroform	5.17	83	522973	50.00	ug/L		99
27) C115 1,1,1-Trichloroethan	5.30	97	415808	51.67	ug/L		91
28) C120 Carbon tetrachloride	5.42	117	375042	53.98	ug/L		99
29) C116 1,1-Dichloropropene	5.42	75	411900	50.36	ug/L		99
32) C165 Benzene	5.59	78	1133591	49.00	ug/L		99
33) C065 1,2-Dichloroethane	5.62	62	500504	50.57	ug/L		91
34) C110 2-Butanone	4.92	43	1190353	250.99	ug/L		98
35) C256 Cyclohexane	5.32	56	539232	50.27	ug/L		91
36) C150 Trichloroethene	6.08	95	298512	49.13	ug/L		85
37) C140 1,2-Dichloropropane	6.27	63	316942	50.22	ug/L		93
38) C278 Dibromomethane	6.38	93	197577	51.36	ug/L	#	84

Quantitation Report (Not Reviewed)

Data File : H:\GCMS_VOA\T\071609\T3867.D Vial: 7
Acq On : 16 Jul 2009 14:48 Operator: RJ
Sample : RG91610-CAL5 Inst : 5975 T
Misc : Multiplr: 1.00
MS Integration Params: RTEINT.P
Quant Time: Jul 16 15:39:58 2009 Results File: R9G1603-6PT.RES

Quant Method : C:\MSDCHEM\1...\R9G1603-6PT.M (RTE Integrator)
Title : 8260 5ML
Last Update : Thu Jul 16 15:37:29 2009
Response via : Initial Calibration
DataAcq Meth : VOA.M
IS QA File : H:\GCMS_VOA\T\071609\T3866.D (16 Jul 2009 14:24)

Internal Standards		R.T.	QIon	Response	Conc Units		Dev(Min) Rcv(Ar)
39) C130	Bromodichloromethane	6.48	83	364860	54.56 ug/L		99
40) C161	2-Chloroethylvinyl E	6.68	63	961746	260.75 ug/L		98
41) C012	Methylcycolhexane	6.20	83	505104	50.17 ug/L	#	83
42) C145	cis-1,3-Dichloroprop	6.81	75	458333	55.38 ug/L		97
45) C230	Toluene	7.06	92	690753	49.08 ug/L		98
46) C170	trans-1,3-Dichloropr	7.24	75	436746	56.32 ug/L		99
47) C284	Ethyl Methacrylate	7.25	69	449824	52.45 ug/L	#	82
48) C160	1,1,2-Trichloroethan	7.39	83	229372	50.71 ug/L		97
49) C210	4-Methyl-2-pentanone	6.90	43	2418999	255.03 ug/L		98
50) C220	Tetrachloroethene	7.48	166	326368	49.34 ug/L		100
51) C221	1,3-Dichloropropane	7.53	76	493256	50.31 ug/L		97
52) C155	Dibromochloromethane	7.72	129	262707	57.65 ug/L		95
53) C163	1,2-Dibromoethane	7.82	107	291523	51.29 ug/L		98
54) C215	2-Hexanone	7.55	43	1751071	255.02 ug/L		99
55) C235	Chlorobenzene	8.18	112	775053	48.74 ug/L		89
56) C281	1,1,1,2-Tetrachloroe	8.24	131	262225	53.80 ug/L		96
57) C240	Ethylbenzene	8.23	91	1321340	49.05 ug/L		98
58) C246	m,p-Xylene	8.33	106	1028752	98.08 ug/L		98
59) C247	o-Xylene	8.65	106	497077	48.90 ug/L		98
60) C245	Styrene	8.67	104	737904	51.34 ug/L		91
63) C180	Bromoform	8.87	173	174278	61.63 ug/L		97
64) C966	Isopropylbenzene	8.94	105	1273208	49.28 ug/L		92
65) C301	Bromobenzene	9.24	156	332188	49.29 ug/L	#	82
66) C225	1,1,2,2-Tetrachloroe	9.23	83	377864	51.62 ug/L		95
67) C282	1,2,3-Trichloropropa	9.27	110	123709	51.12 ug/L		100
68) C283	t-1,4-Dichloro-2-But	9.26	53	502399	349.04 ug/L	#	27
69) C302	n-Propylbenzene	9.28	91	1604132	50.19 ug/L		95
70) C303	2-Chlorotoluene	9.38	126	297001	48.18 ug/L		100
71) C289	4-Chlorotoluene	9.47	126	302999	49.24 ug/L		100
72) C304	1,3,5-Trimethylbenze	9.41	105	1086610	49.23 ug/L		84
73) C306	tert-Butylbenzene	9.87	134	253006	49.64 ug/L		100
74) C307	1,2,4-Trimethylbenze	9.73	105	1072772	49.61 ug/L		99
75) C308	sec-Butylbenzene	9.87	105	1271544	50.21 ug/L		94
76) C260	1,3-Dichlorobenzene	10.01	146	595652	49.24 ug/L		94
77) C309	4-Isopropyltoluene	9.98	119	1108349	50.24 ug/L		88
78) C267	1,4-Dichlorobenzene	10.09	146	602296	49.06 ug/L		94
79) C249	1,2-Dichlorobenzene	10.42	146	575730	48.95 ug/L		95
80) C310	n-Butylbenzene	10.34	91	1046071	50.03 ug/L		91
81) C286	1,2-Dibromo-3-Chloro	11.09	75	72995	59.18 ug/L	#	56
82) C313	1,2,4-Trichlorobenze	11.75	180	401603	48.97 ug/L		96
83) C316	Hexachlorobutadiene	11.86	225	219342	49.60 ug/L		95
84) C314	Naphthalene	11.96	128	951246	50.84 ug/L		100
85) C934	1,2,3-Trichlorobenze	12.17	180	372695	49.59 ug/L		100

(#) = qualifier out of range (m) = manual integration (+) = signals summed

Quantitation Report (Not Reviewed)

Data File : H:\GCMS_VOA\T\071609\T3867.D Vial: 7
Acq On : 16 Jul 2009 14:48 Operator: RJ
Sample : RG91610-CAL5 Inst : 5975 T
Misc : Multiplr: 1.00
MS Integration Params: RTEINT.P

Quant Time: Jul 16 15:39:58 2009 Results File: R9G1603-6PT.RES
Quant Method : C:\MSDCHEM\1...\R9G1603-6PT.M (RTE Integrator)
Title : 8260 5ML
Last Update : Thu Jul 16 15:37:29 2009
Response via : Initial Calibration
DataAcq Meth : VOA.M



Quantitation Report (Not Reviewed)

Data File : H:\GCMS_VOA\T\071609\T3868.D Vial: 8
Acq On : 16 Jul 2009 15:12 Operator: RJ
Sample : RG91610-CAL6 Inst : 5975 T
Misc : Multiplr: 1.00
MS Integration Params: RTEINT.P
Quant Time: Jul 16 15:40:10 2009 Results File: R9G1603-6PT.RES

Quant Method : C:\MSDCHEM\1...\R9G1603-6PT.M (RTE Integrator)
Title : 8260 5ML
Last Update : Thu Jul 16 15:37:29 2009
Response via : Initial Calibration
DataAcq Meth : VOA.M
IS QA File : H:\GCMS_VOA\T\071609\T3866.D (16 Jul 2009 14:24)

Internal Standards	R.T.	QIon	Response	Conc	Units	Dev(Min) Rcv(Ar)
1) CI10 1,4-Difluorobenzene	5.88	114	436532	25.00	ug/L	0.00 100.95%
43) CI20 Chlorobenzene-D5	8.16	117	377825	25.00	ug/L	0.00 102.23%
62) CI30 1,4-Dichlorobenzene-	10.07	152	189385	25.00	ug/L	0.00 99.69%

System Monitoring Compounds

30) CS87 Dibromofluoromethane	5.30	111	585430	102.02	ug/L	0.00
Spiked Amount 25.000 Range 70 - 130 Recovery = 408.08%#						
31) CS15 1,2-Dichloroethane-D	5.57	65	782907	96.69	ug/L	0.00
Spiked Amount 25.000 Range 66 - 137 Recovery = 386.76%#						
44) CS05 Toluene-D8	7.00	98	2047363	96.65	ug/L	0.00
Spiked Amount 25.000 Range 71 - 126 Recovery = 386.60%#						
61) CS10 p-Bromofluorobenzene	9.11	174	634708	96.89	ug/L	0.00
Spiked Amount 25.000 Range 73 - 120 Recovery = 387.56%#						

Target Compounds

							Qvalue
2) C290 Dichlorodifluorometh	1.63	85	473469	97.97	ug/L		96
3) C010 Chloromethane	1.84	50	637355	83.79	ug/L		98
4) C020 Vinyl chloride	1.98	62	452097	91.55	ug/L		96
5) C015 Bromomethane	2.37	94	149658	106.53	ug/L		97
6) C025 Chloroethane	2.50	64	172221	94.28	ug/L		98
7) C275 Trichlorofluorometha	2.78	101	524565	107.08	ug/L		99
8) C045 1,1-Dichloroethene	3.33	96	476698	94.42	ug/L		93
9) C030 Methylene chloride	3.83	84	559476	71.50	ug/L	#	88
10) C040 Carbon disulfide	3.55	76	1522198	101.30	ug/L		99
11) C036 Acrolein	3.27	56	1772565	2147.29	ug/L		100
12) C038 Acrylonitrile	4.07	53	1574704	517.56	ug/L		99
13) C035 Acetone	3.42	43	1436058	508.24	ug/L		91
14) C300 Acetonitrile	3.72	41	4145015	4162.58	ug/L		99
15) C276 Iodomethane	3.50	142	769441	97.13	ug/L		96
16) C291 1,1,2 Trichloro-1,2,	3.32	101	449911	101.64	ug/L		89
17) C962 T-butyl Methyl Ether	4.03	73	1764650	102.12	ug/L		91
18) C057 trans-1,2-Dichloroet	4.05	96	558132	96.27	ug/L		99
19) C255 Methyl Acetate	3.72	43	1093632	101.32	ug/L		96
20) C050 1,1-Dichloroethane	4.43	63	1115544	96.63	ug/L		97
21) C125 Vinyl Acetate	4.45	43	7950046	569.00	ug/L		97
22) C051 2,2-Dichloropropane	4.90	77	544818	93.98	ug/L		94
23) C056 cis-1,2-Dichloroethe	4.92	96	605595	96.98	ug/L		94
24) C272 Tetrahydrofuran	5.14	42	1609018	506.10	ug/L		93
25) C222 Bromochloromethane	5.12	128	309682	99.78	ug/L	#	71
26) C060 Chloroform	5.17	83	1033030	96.48	ug/L		100
27) C115 1,1,1-Trichloroethan	5.30	97	828355	100.55	ug/L		92
28) C120 Carbon tetrachloride	5.42	117	770369	108.31	ug/L		98
29) C116 1,1-Dichloropropene	5.42	75	817826	97.67	ug/L		99
32) C165 Benzene	5.59	78	2260644	95.45	ug/L		99
33) C065 1,2-Dichloroethane	5.63	62	983331	97.04	ug/L		91
34) C110 2-Butanone	4.92	43	2411822	496.73	ug/L		97
35) C256 Cyclohexane	5.32	56	1108158	100.91	ug/L		90
36) C150 Trichloroethene	6.08	95	595641	95.76	ug/L	#	82
37) C140 1,2-Dichloropropane	6.27	63	632741	97.92	ug/L		93
38) C278 Dibromomethane	6.38	93	394937	100.28	ug/L	#	83

Quantitation Report (Not Reviewed)

Data File : H:\GCMS_VOA\T\071609\T3868.D Vial: 8
Acq On : 16 Jul 2009 15:12 Operator: RJ
Sample : RG91610-CAL6 Inst : 5975 T
Misc : Multiplr: 1.00
MS Integration Params: RTEINT.P
Quant Time: Jul 16 15:40:10 2009 Results File: R9G1603-6PT.RES

Quant Method : C:\MSDCHEM\1...\R9G1603-6PT.M (RTE Integrator)
Title : 8260 5ML
Last Update : Thu Jul 16 15:37:29 2009
Response via : Initial Calibration
DataAcq Meth : VOA.M
IS QA File : H:\GCMS_VOA\T\071609\T3866.D (16 Jul 2009 14:24)

Internal Standards		R.T.	QIon	Response	Conc Units		Dev(Min) Rcv(Ar)
39) C130	Bromodichloromethane	6.48	83	755449	110.35 ug/L		99
40) C161	2-Chloroethylvinyl E	6.68	63	2020251	535.02 ug/L		98
41) C012	Methylcycolhexane	6.20	83	1051558	102.01 ug/L	#	82
42) C145	cis-1,3-Dichloroprop	6.81	75	936156	110.49 ug/L		97
45) C230	Toluene	7.06	92	1386725	96.44 ug/L		99
46) C170	trans-1,3-Dichloropr	7.24	75	909710	114.81 ug/L		99
47) C284	Ethyl Methacrylate	7.25	69	953640	108.82 ug/L	#	83
48) C160	1,1,2-Trichloroethan	7.39	83	454414	98.32 ug/L		95
49) C210	4-Methyl-2-pentanone	6.90	43	4882497	503.79 ug/L		99
50) C220	Tetrachloroethene	7.48	166	649564	96.12 ug/L		97
51) C221	1,3-Dichloropropane	7.53	76	982047	98.03 ug/L		98
52) C155	Dibromochloromethane	7.72	129	564916	121.32 ug/L		96
53) C163	1,2-Dibromoethane	7.82	107	586342	100.96 ug/L		98
54) C215	2-Hexanone	7.55	43	3538180	504.31 ug/L		97
55) C235	Chlorobenzene	8.18	112	1553124	95.59 ug/L		89
56) C281	1,1,1,2-Tetrachloroe	8.24	131	533158	107.05 ug/L		97
57) C240	Ethylbenzene	8.23	91	2643375	96.03 ug/L		98
58) C246	m,p-Xylene	8.32	106	2071550	193.29 ug/L		99
59) C247	o-Xylene	8.66	106	995845	95.89 ug/L		96
60) C245	Styrene	8.67	104	1489304	101.42 ug/L		92
63) C180	Bromoform	8.87	173	380926	135.44 ug/L		97
64) C966	Isopropylbenzene	8.94	105	2507569	97.58 ug/L		92
65) C301	Bromobenzene	9.24	156	661526	98.69 ug/L	#	84
66) C225	1,1,2,2-Tetrachloroe	9.23	83	743392	102.10 ug/L		92
67) C282	1,2,3-Trichloropropa	9.27	110	234690	97.51 ug/L		100
68) C283	t-1,4-Dichloro-2-But	9.26	53	1109352	774.89 ug/L	#	24
69) C302	n-Propylbenzene	9.28	91	3166207	99.61 ug/L		94
70) C303	2-Chlorotoluene	9.38	126	581083	94.77 ug/L		100
71) C289	4-Chlorotoluene	9.47	126	595957	97.37 ug/L		100
72) C304	1,3,5-Trimethylbenze	9.41	105	2097721	95.55 ug/L		84
73) C306	tert-Butylbenzene	9.87	134	486799	96.02 ug/L		100
74) C307	1,2,4-Trimethylbenze	9.73	105	2071905	96.34 ug/L		98
75) C308	sec-Butylbenzene	9.87	105	2437609	96.77 ug/L		94
76) C260	1,3-Dichlorobenzene	10.01	146	1160953	96.50 ug/L		94
77) C309	4-Isopropyltoluene	9.98	119	2128692	97.02 ug/L		89
78) C267	1,4-Dichlorobenzene	10.09	146	1164047	95.34 ug/L		93
79) C249	1,2-Dichlorobenzene	10.42	146	1101552	94.17 ug/L		95
80) C310	n-Butylbenzene	10.34	91	1992680	95.81 ug/L		91
81) C286	1,2-Dibromo-3-Chloro	11.09	75	143523	117.00 ug/L	#	51
82) C313	1,2,4-Trichlorobenze	11.75	180	749475	91.88 ug/L		97
83) C316	Hexachlorobutadiene	11.86	225	408476	92.86 ug/L		96
84) C314	Naphthalene	11.96	128	1802051	96.84 ug/L		100
85) C934	1,2,3-Trichlorobenze	12.17	180	705146	94.33 ug/L		100

(#) = qualifier out of range (m) = manual integration (+) = signals summed

Quantitation Report (Not Reviewed)

Data File : H:\GCMS_VOA\T\071609\T3868.D Vial: 8
Acq On : 16 Jul 2009 15:12 Operator: RJ
Sample : RG91610-CAL6 Inst : 5975 T
Misc : Multiplr: 1.00
MS Integration Params: RTEINT.P

Quant Time: Jul 16 15:40:10 2009 Results File: R9G1603-6PT.RES
Quant Method : C:\MSDCHEM\1...\R9G1603-6PT.M (RTE Integrator)
Title : 8260 5ML
Last Update : Thu Jul 16 15:37:29 2009
Response via : Initial Calibration
DataAcq Meth : VOA.M



Quantitation Report (Not Reviewed)

Data File : H:\GCMS_VOA\T\071609\T3870.D Vial: 10
Acq On : 16 Jul 2009 16:05 Operator: RJ
Sample : RG91610-SCV1 Inst : 5975 T
Misc : Multiplr: 1.00
MS Integration Params: RTEINT.P
Quant Time: Jul 16 16:29:28 2009 Results File: R9G1603-6PT.RES

Quant Method : C:\MSDCHEM\1...\R9G1603-6PT.M (RTE Integrator)
Title : 8260 5ML
Last Update : Thu Jul 16 15:47:08 2009
Response via : Initial Calibration
DataAcq Meth : VOA.M
IS QA File : H:\GCMS_VOA\T\071609\T3866.D (16 Jul 2009 14:24)

Internal Standards	R.T.	QIon	Response	Conc Units	Dev(Min) Rcv(Ar)
1) CI10 1,4-Difluorobenzene	5.88	114	413912	25.00 ug/L	0.00 95.72%
43) CI20 Chlorobenzene-D5	8.16	117	354415	25.00 ug/L	0.00 95.89%
62) CI30 1,4-Dichlorobenzene-	10.07	152	184213	25.00 ug/L	0.00 96.97%

System Monitoring Compounds					
30) CS87 Dibromofluoromethane	5.30	111	138827	25.51 ug/L	0.00
Spiked Amount 25.000 Range 70 - 130 Recovery = 102.04%					
31) CS15 1,2-Dichloroethane-D	5.57	65	188858	24.60 ug/L	0.00
Spiked Amount 25.000 Range 66 - 137 Recovery = 98.40%					
44) CS05 Toluene-D8	7.00	98	493617	24.84 ug/L	0.00
Spiked Amount 25.000 Range 71 - 126 Recovery = 99.36%					
61) CS10 p-Bromofluorobenzene	9.11	174	148837	24.22 ug/L	0.00
Spiked Amount 25.000 Range 73 - 120 Recovery = 96.88%					

Target Compounds					Qvalue
2) C290 Dichlorodifluorometh	1.63	85	95056	20.74 ug/L	93
3) C010 Chloromethane	1.85	50	151526	23.29 ug/L	97
4) C020 Vinyl chloride	1.98	62	114437	24.44 ug/L	95
5) C015 Bromomethane	2.38	94	37626	28.25 ug/L	100
6) C025 Chloroethane	2.50	64	44241	25.54 ug/L	100
7) C275 Trichlorofluorometha	2.78	101	119657	25.76 ug/L	99
8) C045 1,1-Dichloroethene	3.33	96	116917	24.42 ug/L	94
9) C030 Methylene chloride	3.83	84	139850	24.47 ug/L	91
10) C040 Carbon disulfide	3.55	76	329191	23.10 ug/L	98
11) C036 Acrolein	3.27	56	258344	330.06 ug/L	100
12) C038 Acrylonitrile	4.07	53	379436	131.53 ug/L	98
13) C035 Acetone	3.42	43	337017	125.78 ug/L	91
14) C300 Acetonitrile	3.72	41	976131	1033.84 ug/L	99
15) C276 Iodomethane	3.50	142	150560	20.04 ug/L	96
16) C291 1,1,2 Trichloro-1,2,	3.32	101	96970	23.10 ug/L	89
17) C962 T-butyl Methyl Ether	4.03	73	418395	25.54 ug/L	92
18) C057 trans-1,2-Dichloroet	4.05	96	132438	24.09 ug/L	99
19) C255 Methyl Acetate	3.72	43	261616	25.56 ug/L	97
20) C050 1,1-Dichloroethane	4.43	63	265377	24.24 ug/L	98
21) C125 Vinyl Acetate	4.46	43	1699137	128.26 ug/L	98
22) C051 2,2-Dichloropropane	4.90	77	136220	24.78 ug/L	95
23) C056 cis-1,2-Dichloroethe	4.92	96	144941	24.48 ug/L	95
24) C272 Tetrahydrofuran	5.14	42	376423	124.87 ug/L	95
25) C222 Bromochloromethane	5.12	128	71461	24.28 ug/L #	74
26) C060 Chloroform	5.17	83	247971	24.42 ug/L	99
27) C115 1,1,1-Trichloroethan	5.30	97	195223	24.99 ug/L	92
28) C120 Carbon tetrachloride	5.42	117	177587	26.33 ug/L	98
29) C116 1,1-Dichloropropene	5.42	75	198201	24.96 ug/L	99
32) C165 Benzene	5.59	78	540987	24.09 ug/L	100
33) C065 1,2-Dichloroethane	5.63	62	234246	24.38 ug/L	91
34) C110 2-Butanone	4.92	43	567272	123.22 ug/L	99
35) C256 Cyclohexane	5.32	56	251017	24.11 ug/L	90
36) C150 Trichloroethene	6.08	95	144851	24.56 ug/L #	82
37) C140 1,2-Dichloropropane	6.27	63	148360	24.21 ug/L	93
38) C278 Dibromomethane	6.38	93	92445	24.76 ug/L #	84

Quantitation Report (Not Reviewed)

Data File : H:\GCMS_VOA\T\071609\T3870.D Vial: 10
Acq On : 16 Jul 2009 16:05 Operator: RJ
Sample : RG91610-SCV1 Inst : 5975 T
Misc : Multiplr: 1.00
MS Integration Params: RTEINT.P
Quant Time: Jul 16 16:29:28 2009 Results File: R9G1603-6PT.RES

Quant Method : C:\MSDCHEM\1...\R9G1603-6PT.M (RTE Integrator)
Title : 8260 5ML
Last Update : Thu Jul 16 15:47:08 2009
Response via : Initial Calibration
DataAcq Meth : VOA.M
IS QA File : H:\GCMS_VOA\T\071609\T3866.D (16 Jul 2009 14:24)

Internal Standards			R.T.	QIon	Response	Conc	Units		Dev(Min) Rcv(Ar)
39)	C130	Bromodichloromethane	6.48	83	166263	25.61	ug/L		96
40)	C161	2-Chloroethylvinyl E	6.68	63	462320	129.13	ug/L		97
41)	C012	Methylcycolhexane	6.20	83	239184	24.47	ug/L	#	82
42)	C145	cis-1,3-Dichloroprop	6.81	75	210225	26.17	ug/L		95
45)	C230	Toluene	7.06	92	324521	24.06	ug/L		95
46)	C170	trans-1,3-Dichloropr	7.24	75	196872	26.49	ug/L		99
47)	C284	Ethyl Methacrylate	7.25	69	212841	25.89	ug/L	#	83
48)	C160	1,1,2-Trichloroethan	7.39	83	106324	24.52	ug/L		96
49)	C210	4-Methyl-2-pentanone	6.90	43	1169494	128.64	ug/L		97
50)	C220	Tetrachloroethene	7.48	166	155174	24.48	ug/L		98
51)	C221	1,3-Dichloropropane	7.53	76	225145	23.96	ug/L		96
52)	C155	Dibromochloromethane	7.72	129	117044	23.77	ug/L		95
53)	C163	1,2-Dibromoethane	7.82	107	134837	24.75	ug/L		96
54)	C215	2-Hexanone	7.55	43	845900	128.53	ug/L		99
55)	C235	Chlorobenzene	8.18	112	360353	23.64	ug/L		89
56)	C281	1,1,1,2-Tetrachloroe	8.24	131	121271	25.96	ug/L		97
57)	C240	Ethylbenzene	8.23	91	625733	24.23	ug/L		98
58)	C246	m,p-Xylene	8.33	106	489500	48.69	ug/L		99
59)	C247	o-Xylene	8.66	106	233875	24.01	ug/L		99
60)	C245	Styrene	8.67	104	382778	27.79	ug/L		90
63)	C180	Bromoform	8.87	173	74347	22.84	ug/L		98
64)	C966	Isopropylbenzene	8.94	105	618551	24.75	ug/L		93
65)	C301	Bromobenzene	9.25	156	153658	23.57	ug/L	#	85
66)	C225	1,1,2,2-Tetrachloroe	9.23	83	178374	25.19	ug/L		93
67)	C282	1,2,3-Trichloropropa	9.27	110	51593	22.04	ug/L		100
68)	C283	t-1,4-Dichloro-2-But	9.26	53	159239	92.04	ug/L	#	38
69)	C302	n-Propylbenzene	9.28	91	738529	23.89	ug/L		94
70)	C303	2-Chlorotoluene	9.38	126	141476	23.72	ug/L		100
71)	C289	4-Chlorotoluene	9.47	126	140970	23.68	ug/L		100
72)	C304	1,3,5-Trimethylbenze	9.42	105	513933	24.07	ug/L		85
73)	C306	tert-Butylbenzene	9.87	134	129087	26.18	ug/L		100
74)	C307	1,2,4-Trimethylbenze	9.73	105	509393	24.35	ug/L		98
75)	C308	sec-Butylbenzene	9.87	105	645711	26.35	ug/L		94
76)	C260	1,3-Dichlorobenzene	10.01	146	278144	23.77	ug/L		93
77)	C309	4-Isopropyltoluene	9.99	119	510164	23.90	ug/L		89
78)	C267	1,4-Dichlorobenzene	10.09	146	280846	23.65	ug/L		94
79)	C249	1,2-Dichlorobenzene	10.42	146	268052	23.56	ug/L		94
80)	C310	n-Butylbenzene	10.34	91	491233	24.28	ug/L		89
81)	C286	1,2-Dibromo-3-Chloro	11.09	75	30200	22.69	ug/L	#	52
82)	C313	1,2,4-Trichlorobenze	11.76	180	189773	23.92	ug/L		99
83)	C316	Hexachlorobutadiene	11.86	225	107379	25.10	ug/L		95
84)	C314	Naphthalene	11.97	128	444359	24.55	ug/L		100
85)	C934	1,2,3-Trichlorobenze	12.17	180	175055	24.08	ug/L		99

(#) = qualifier out of range (m) = manual integration (+) = signals summed

Quantitation Report (Not Reviewed)

Data File : H:\GCMS_VOA\T\071609\T3870.D Vial: 10
Acq On : 16 Jul 2009 16:05 Operator: RJ
Sample : RG91610-SCV1 Inst : 5975 T
Misc : Multiplr: 1.00
MS Integration Params: RTEINT.P

Quant Time: Jul 16 16:29:28 2009 Results File: R9G1603-6PT.RES
Quant Method : C:\MSDCHEM\1...\R9G1603-6PT.M (RTE Integrator)
Title : 8260 5ML
Last Update : Thu Jul 16 15:47:08 2009
Response via : Initial Calibration
DataAcq Meth : VOA.M



Form 7

CONTINUING CALIBRATION CHECK

8260B

Laboratory:	TestAmerica Buffalo	SDG:	
Client:	AECOM, Inc. - Amherst, NY	Project:	AECOM, Inc. - Scott Aviation site - NY3A9023
Instrument ID:	HP5975T	Calibration:	R9G1603
Lab File ID:	T3905.D	Calibration Date:	07/16/09 10:56
Sequence:	RG91902	Injection Date:	07/19/09
Lab Sample ID:	RG91902-CCV1	Injection Time:	10:14

		CONC. (ug/L)		RESPONSE FACTOR			% DIFF / DRIFT	
COMPOUND	TYPE	STD	CCV	ICAL	CCV	MIN (#)	CCV	LIMIT (#)
1,1,1-Trichloroethane	A	25.0	24.1	0.4718133	0.4545629		-3.7	
1,1,2,2-Tetrachloroethane	A	25.0	24.4	0.9611354	0.9384881	0.3	-2.4	
1,1,2-Trichloro-1,2,2-trifluoroethane	A	25.0	25.1	0.2535046	0.2545897		0.4	
1,1,2-Trichloroethane	A	25.0	24.3	0.305827	0.2973083		-2.8	
1,1-Dichloroethane	A	25.0	23.8	0.661175	0.6297862	0.1	-4.7	
1,1-Dichloroethene	A	25.0	24.4	0.2891448	0.2818418		-2.5	
1,2,4-Trichlorobenzene	A	25.0	23.0	1.076791	0.9884723		-8.2	
1,2-Dibromo-3-chloropropane	L	25.0	21.0	0.1619332	0.1510833		-15.9	
1,2-Dibromoethane	A	25.0	24.3	0.3842838	0.3729864		-2.9	
1,2-Dichlorobenzene	A	25.0	23.5	1.544087	1.449074		-6.2	
1,2-Dichloroethane	A	25.0	25.1	0.5803386	0.5826467		0.4	
1,2-Dichloroethane-d4	A	25.0	25.1	0.4637255	0.4651902		0.3	
1,2-Dichloroethene, Total	A	50.0	47.6	6064.099	4798.78		-20.9	
1,2-Dichloropropane	A	25.0	24.1	0.3700541	0.3569036		-3.6	
1,3-Dichlorobenzene	A	25.0	23.8	1.58817	1.509807		-4.9	
1,4-Dichlorobenzene	A	25.0	23.6	1.611764	1.51803		-5.8	
2-Butanone	A	125	125	0.2780647	0.2772567		-0.3	
2-Hexanone	A	125	128	0.4642326	0.4768003		2.7	
4-Bromofluorobenzene	A	25.0	24.0	0.433477	0.4164048		-3.9	
4-Methyl-2-pentanone	A	125	128	0.6412697	0.6560527		2.3	
Acetone	A	125	133	0.1618301	0.1717256		6.1	
Benzene	A	25.0	23.7	1.356423	1.2852		-5.3	
Bromodichloromethane	A	25.0	24.1	0.3920519	0.378481		-3.5	
Bromoform	L	25.0	21.3	0.1897002	0.192673	0.1	-14.7	
Bromomethane	A	25.0	19.7	8.045345E-02	0.0635264		-21.0	
Carbon disulfide	A	25.0	24.0	0.8606022	0.8256436		-4.1	
Carbon Tetrachloride	A	25.0	24.6	0.4073244	0.400157		-1.8	
Chlorobenzene	A	25.0	23.5	1.075061	1.011235	0.3	-5.9	
Chloroethane	A	25.0	32.8	0.104619	0.1373602		31.3	

Form 7

CONTINUING CALIBRATION CHECK

8260B

Laboratory:	TestAmerica Buffalo	SDG:	
Client:	AECOM, Inc. - Amherst, NY	Project:	AECOM, Inc. - Scott Aviation site - NY3A9023
Instrument ID:	HP5975T	Calibration:	R9G1603
Lab File ID:	T3905.D	Calibration Date:	07/16/09 10:56
Sequence:	RG91902	Injection Date:	07/19/09
Lab Sample ID:	RG91902-CCV1	Injection Time:	10:14

		CONC. (ug/L)		RESPONSE FACTOR			% DIFF / DRIFT	
COMPOUND	TYPE	STD	CCV	ICAL	CCV	MIN (#)	CCV	LIMIT (#)
Chloroform	A	25.0	23.9	0.6132058	0.5866586		-4.3	
Chloromethane	L	25.0	24.1	0.4356299	0.3778028	0.1	-3.6	
cis-1,2-Dichloroethene	A	25.0	23.8	0.3576296	0.3408859		-4.7	
cis-1,3-Dichloropropene	A	25.0	25.0	0.4852107	0.4856765		0.1	
Cyclohexane	A	25.0	24.8	0.6288914	0.6236494		-0.8	
Dibromochloromethane	L	25.0	22.1	0.308108	0.3050978		-11.6	
Dichlorodifluoromethane	A	25.0	22.2	0.2767599	0.2462896		-11.0	
Ethylbenzene	A	25.0	23.5	1.821364	1.714266		-5.9	
Isopropylbenzene	A	25.0	23.6	3.392377	3.206553		-5.5	
Methyl Acetate	A	25.0	27.1	0.6181606	0.6692656		8.3	
Methylcyclohexane	A	25.0	24.6	0.5903434	0.5805764		-1.7	
Methylene Chloride	L	25.0	24.9	0.4481036	0.3428003		-0.6	
Methyl-t-Butyl Ether (MTBE)	A	25.0	23.6	0.9896094	0.9349886		-5.5	
Styrene	A	25.0	23.6	0.9716931	0.9161748		-5.7	
Tetrachloroethene	A	25.0	23.8	0.4471687	0.4263532		-4.7	
Toluene	A	25.0	23.3	0.9514302	0.886748		-6.8	
Toluene-d8	A	25.0	24.4	1.401678	1.367088		-2.5	
trans-1,2-Dichloroethene	A	25.0	23.7	0.3320316	0.3152965		-5.0	
trans-1,3-Dichloropropene	A	25.0	25.3	0.5242925	0.5310173		1.3	
Trichloroethene	A	25.0	23.4	0.3562329	0.3333789		-6.4	
Trichlorofluoromethane	A	25.0	31.2	0.2805609	0.3503866		24.9	
Vinyl acetate	A	125	131	0.8001702	0.8366642		4.6	
Vinyl chloride	A	25.0	28.0	0.2828164	0.3161716		11.8	
Xylenes, total	A	75.0	70.9	0.7018243	0.6634847		-5.5	

Column to be used to flag Response Factor and %Diff/Drift values with an asterisk

* Values outside of QC limits

Calibration Type Legend:
A: Average RF
L: Linear through Intercept
Q: Quadratic
L0: Linear forced through Zero
L1: 1/x Weighted Linear through Intercept
L2: 1/x2 Weighted Linear through Intercept
L01: 1/x Weighted Linear forced through Zero
L02: 1/x2 Weighted Linear forced through Zero

Quantitation Report (QT Reviewed)

Data File : H:\GCMS_VOA\T\071909\T3905.D
Acq On : 19 Jul 2009 10:14
Sample : RG91902-CCV1
Misc :
MS Integration Params: RTEINT.P
Quant Time: Jul 19 10:26:20 2009

Vial: 1
Operator: MF
Inst : 5975 T
Multiplr: 1.00

Results File: R9G1603-6PT.RES

Quant Method : C:\MSDCHEM\1...\R9G1603-6PT.M (RTE Integrator)
Title : 8260 5ML
Last Update : Sat Jul 18 10:59:49 2009
Response via : Initial Calibration
DataAcq Meth : VOA.M
IS QA File : H:\GCMS_VOA\T\071709\T3880.D (17 Jul 2009 10:13)

Internal Standards	R.T.	QIon	Response	Conc Units	Dev(Min) Rcv(Ar)
1) CI10 1,4-Difluorobenzene	5.87	114	365659	25.00 ug/L	0.00 87.16%
43) CI20 Chlorobenzene-D5	8.15	117	313116	25.00 ug/L	0.00 87.80%
62) CI30 1,4-Dichlorobenzene-	10.08	152	161871	25.00 ug/L	0.00 87.87%

System Monitoring Compounds

30) CS87 Dibromofluoromethane	5.30	111	118871	24.73 ug/L	0.00
Spiked Amount 25.000 Range 70 - 130 Recovery = 98.92%					
31) CS15 1,2-Dichloroethane-D	5.57	65	170101	25.08 ug/L	0.00
Spiked Amount 25.000 Range 66 - 137 Recovery = 100.32%					
44) CS05 Toluene-D8	7.00	98	428057	24.38 ug/L	0.00
Spiked Amount 25.000 Range 71 - 126 Recovery = 97.52%					
61) CS10 p-Bromofluorobenzene	9.11	174	130383	24.02 ug/L	0.00
Spiked Amount 25.000 Range 73 - 120 Recovery = 96.08%					

Target Compounds

					Qvalue
2) C290 Dichlorodifluorometh	1.63	85	90058	22.25 ug/L	98
3) C010 Chloromethane	1.85	50	138147	24.10 ug/L	97
4) C020 Vinyl chloride	1.98	62	115611	27.95 ug/L	98
5) C015 Bromomethane	2.38	94	23229	19.74 ug/L	97
6) C025 Chloroethane	2.50	64	50227	32.82 ug/L	98
7) C275 Trichlorofluorometha	2.78	101	128122	31.22 ug/L	99
8) C045 1,1-Dichloroethene	3.33	96	103058	24.37 ug/L	96
9) C030 Methylene chloride	3.83	84	125348	24.86 ug/L	90
10) C040 Carbon disulfide	3.55	76	301904	23.98 ug/L	99
11) C036 Acrolein	3.27	56	344580	498.33 ug/L	99
12) C038 Acrylonitrile	4.07	53	323937	127.11 ug/L	98
13) C035 Acetone	3.42	43	313965	132.64 ug/L	89
14) C300 Acetonitrile	3.72	41	917419	1099.88 ug/L	97
15) C276 Iodomethane	3.49	142	169234	25.50 ug/L	95
16) C291 1,1,2 Trichloro-1,2,	3.32	101	93093	25.11 ug/L	89
17) C962 T-butyl Methyl Ether	4.03	73	341887	23.62 ug/L	93
18) C057 trans-1,2-Dichloroet	4.05	96	115291	23.74 ug/L	100
19) C255 Methyl Acetate	3.72	43	244723	27.07 ug/L	98
20) C050 1,1-Dichloroethane	4.43	63	230287	23.81 ug/L	97
21) C125 Vinyl Acetate	4.46	43	1529669	130.70 ug/L	99
22) C051 2,2-Dichloropropane	4.90	77	121167	24.95 ug/L	95
23) C056 cis-1,2-Dichloroethe	4.92	96	124648	23.83 ug/L	95
24) C272 Tetrahydrofuran	5.14	42	339279	127.40 ug/L	96
25) C222 Bromochloromethane	5.12	128	63605	24.47 ug/L #	73
26) C060 Chloroform	5.17	83	214517	23.92 ug/L	98
27) C115 1,1,1-Trichloroethan	5.30	97	166215	24.09 ug/L	93
28) C120 Carbon tetrachloride	5.42	117	146321	24.56 ug/L	99
29) C116 1,1-Dichloropropene	5.42	75	169221	24.13 ug/L	99
32) C165 Benzene	5.59	78	469945	23.69 ug/L	100
33) C065 1,2-Dichloroethane	5.62	62	213050	25.10 ug/L	91
34) C110 2-Butanone	4.92	43	506907	124.64 ug/L	98
35) C256 Cyclohexane	5.32	56	228043	24.79 ug/L	91
36) C150 Trichloroethene	6.08	95	121903	23.40 ug/L	84
37) C140 1,2-Dichloropropane	6.27	63	130505	24.11 ug/L	93
38) C278 Dibromomethane	6.38	93	79671	24.15 ug/L #	83

Quantitation Report (QT Reviewed)

Data File : H:\GCMS_VOA\T\071909\T3905.D
Acq On : 19 Jul 2009 10:14
Sample : RG91902-CCV1
Misc :
MS Integration Params: RTEINT.P
Quant Time: Jul 19 10:26:20 2009

Vial: 1
Operator: MF
Inst : 5975 T
Multiplr: 1.00

Results File: R9G1603-6PT.RES

Quant Method : C:\MSDCHEM\1...\R9G1603-6PT.M (RTE Integrator)
Title : 8260 5ML
Last Update : Sat Jul 18 10:59:49 2009
Response via : Initial Calibration
DataAcq Meth : VOA.M
IS QA File : H:\GCMS_VOA\T\071709\T3880.D (17 Jul 2009 10:13)

Internal Standards		R.T.	QIon	Response	Conc Units	Dev(Min) Rcv(Ar)
39) C130	Bromodichloromethane	6.48	83	138395	24.13 ug/L	99
40) C161	2-Chloroethylvinyl E	6.68	63	389723	123.21 ug/L	96
41) C012	Methylcycolhexane	6.20	83	212293	24.59 ug/L	83
42) C145	cis-1,3-Dichloroprop	6.81	75	177592	25.02 ug/L	96
45) C230	Toluene	7.06	92	277655	23.30 ug/L	96
46) C170	trans-1,3-Dichloropr	7.24	75	166270	25.32 ug/L	100
47) C284	Ethyl Methacrylate	7.25	69	175353	24.14 ug/L #	81
48) C160	1,1,2-Trichloroethan	7.40	83	93092	24.30 ug/L	93
49) C210	4-Methyl-2-pentanone	6.91	43	1027103	127.88 ug/L	97
50) C220	Tetrachloroethene	7.48	166	133498	23.84 ug/L	99
51) C221	1,3-Dichloropropane	7.53	76	201262	24.24 ug/L	97
52) C155	Dibromochloromethane	7.72	129	95531	22.11 ug/L	93
53) C163	1,2-Dibromoethane	7.82	107	116788	24.27 ug/L	97
54) C215	2-Hexanone	7.55	43	746469	128.38 ug/L	97
55) C235	Chlorobenzene	8.18	112	316634	23.52 ug/L	88
56) C281	1,1,1,2-Tetrachloroe	8.24	131	100301	24.30 ug/L	96
57) C240	Ethylbenzene	8.23	91	536764	23.53 ug/L	98
58) C246	m,p-Xylene	8.33	106	419537	47.24 ug/L	99
59) C247	o-Xylene	8.65	106	203706	23.67 ug/L	99
60) C245	Styrene	8.67	104	286869	23.57 ug/L	91
63) C180	Bromoform	8.88	173	60329	21.33 ug/L	99
64) C966	Isopropylbenzene	8.94	105	519048	23.63 ug/L	93
65) C301	Bromobenzene	9.25	156	136485	23.82 ug/L #	88
66) C225	1,1,2,2-Tetrachloroe	9.23	83	151914	24.41 ug/L	95
67) C282	1,2,3-Trichloropropa	9.28	110	51170	24.87 ug/L	100
68) C283	t-1,4-Dichloro-2-But	9.26	53	240651	143.98 ug/L #	21
69) C302	n-Propylbenzene	9.28	91	662420	24.38 ug/L	93
70) C303	2-Chlorotoluene	9.39	126	122319	23.34 ug/L	100
71) C289	4-Chlorotoluene	9.47	126	124463	23.79 ug/L	100
72) C304	1,3,5-Trimethylbenze	9.42	105	444027	23.66 ug/L	83
73) C306	tert-Butylbenzene	9.88	134	102659	23.69 ug/L	100
74) C307	1,2,4-Trimethylbenze	9.74	105	432984	23.55 ug/L	98
75) C308	sec-Butylbenzene	9.88	105	512894	23.82 ug/L	95
76) C260	1,3-Dichlorobenzene	10.02	146	244394	23.77 ug/L	92
77) C309	4-Isopropyltoluene	9.99	119	443211	23.63 ug/L	88
78) C267	1,4-Dichlorobenzene	10.09	146	245725	23.55 ug/L	94
79) C249	1,2-Dichlorobenzene	10.42	146	234563	23.46 ug/L	96
80) C310	n-Butylbenzene	10.34	91	423655	23.83 ug/L	90
81) C286	1,2-Dibromo-3-Chloro	11.10	75	24456	21.03 ug/L #	50
82) C313	1,2,4-Trichlorobenze	11.76	180	160005	22.95 ug/L	96
83) C316	Hexachlorobutadiene	11.87	225	84387	22.45 ug/L	98
84) C314	Naphthalene	11.98	128	366551	23.05 ug/L	100
85) C934	1,2,3-Trichlorobenze	12.18	180	147535	23.09 ug/L	99

(#) = qualifier out of range (m) = manual integration (+) = signals summed

Quantitation Report (QT Reviewed)

Data File : H:\GCMS_VOA\T\071909\T3905.D
Acq On : 19 Jul 2009 10:14
Sample : RG91902-CCV1
Misc :
MS Integration Params: RTEINT.P

Vial: 1
Operator: MF
Inst : 5975 T
Multiplr: 1.00

Quant Time: Jul 19 10:26:20 2009 Results File: R9G1603-6PT.RES
Quant Method : C:\MSDCHEM\1...\R9G1603-6PT.M (RTE Integrator)
Title : 8260 5ML
Last Update : Sat Jul 18 10:59:49 2009
Response via : Initial Calibration
DataAcq Meth : VOA.M



Form 7

CONTINUING CALIBRATION CHECK

8260B

Laboratory:	TestAmerica Buffalo	SDG:	
Client:	AECOM, Inc. - Amherst, NY	Project:	AECOM, Inc. - Scott Aviation site - NY3A9023
Instrument ID:	HP5975T	Calibration:	R9G1603
Lab File ID:	T3930.D	Calibration Date:	07/16/09 10:56
Sequence:	RG92002	Injection Date:	07/20/09
Lab Sample ID:	RG92002-CCV1	Injection Time:	10:00

		CONC. (ug/L)		RESPONSE FACTOR			% DIFF / DRIFT	
COMPOUND	TYPE	STD	CCV	ICAL	CCV	MIN (#)	CCV	LIMIT (#)
1,1,1-Trichloroethane	A	25.0	25.6	0.4718133	0.4829739		2.4	
1,1,2,2-Tetrachloroethane	A	25.0	25.8	0.9611354	0.9926826	0.3	3.3	
1,1,2-Trichloro-1,2,2-trifluoroethane	A	25.0	26.7	0.2535046	0.270553		6.7	
1,1,2-Trichloroethane	A	25.0	25.5	0.305827	0.3118799		2.0	
1,1-Dichloroethane	A	25.0	25.8	0.661175	0.6811613	0.1	3.0	
1,1-Dichloroethene	A	25.0	25.8	0.2891448	0.2982306		3.1	
1,2,4-Trichlorobenzene	A	25.0	24.4	1.076791	1.052655		-2.2	
1,2-Dibromo-3-chloropropane	L	25.0	21.9	0.1619332	0.1575772		-12.5	
1,2-Dibromoethane	A	25.0	25.3	0.3842838	0.3888588		1.2	
1,2-Dichlorobenzene	A	25.0	24.9	1.544087	1.537797		-0.4	
1,2-Dichloroethane	A	25.0	26.7	0.5803386	0.6199492		6.8	
1,2-Dichloroethane-d4	A	25.0	25.2	0.4637255	0.4671418		0.7	
1,2-Dichloroethene, Total	A	50.0	50.6	6064.099	4886.74		-19.4	
1,2-Dichloropropane	A	25.0	25.2	0.3700541	0.3729756		0.8	
1,3-Dichlorobenzene	A	25.0	25.1	1.58817	1.595908		0.5	
1,4-Dichlorobenzene	A	25.0	24.8	1.611764	1.600533		-0.7	
2-Butanone	A	125	132	0.2780647	0.2944482		5.9	
2-Hexanone	A	125	134	0.4642326	0.4969263		7.0	
4-Bromofluorobenzene	A	25.0	23.9	0.433477	0.4142609		-4.4	
4-Methyl-2-pentanone	A	125	136	0.6412697	0.6953668		8.4	
Acetone	A	125	143	0.1618301	0.1845191		14.0	
Benzene	A	25.0	24.9	1.356423	1.349485		-0.5	
Bromodichloromethane	A	25.0	25.4	0.3920519	0.3986685		1.7	
Bromoform	L	25.0	21.3	0.1897002	0.1931544	0.1	-14.6	
Bromomethane	A	25.0	34.3	8.045345E-02	0.1103358		37.1	
Carbon disulfide	A	25.0	24.4	0.8606022	0.8391708		-2.5	
Carbon Tetrachloride	A	25.0	25.8	0.4073244	0.4201516		3.1	
Chlorobenzene	A	25.0	24.6	1.075061	1.05967	0.3	-1.4	
Chloroethane	A	25.0	31.4	0.104619	0.1314615		25.7	

Form 7

CONTINUING CALIBRATION CHECK

8260B

Laboratory:	TestAmerica Buffalo	SDG:	
Client:	AECOM, Inc. - Amherst, NY	Project:	AECOM, Inc. - Scott Aviation site - NY3A9023
Instrument ID:	HP5975T	Calibration:	R9G1603
Lab File ID:	T3930.D	Calibration Date:	07/16/09 10:56
Sequence:	RG92002	Injection Date:	07/20/09
Lab Sample ID:	RG92002-CCV1	Injection Time:	10:00

		CONC. (ug/L)		RESPONSE FACTOR			% DIFF / DRIFT	
COMPOUND	TYPE	STD	CCV	ICAL	CCV	MIN (#)	CCV	LIMIT (#)
Chloroform	A	25.0	25.6	0.6132058	0.628666		2.5	
Chloromethane	L	25.0	24.8	0.4356299	0.3883129	0.1	-0.7	
cis-1,2-Dichloroethene	A	25.0	25.4	0.3576296	0.3634151		1.6	
cis-1,3-Dichloropropene	A	25.0	26.1	0.4852107	0.5071282		4.5	
Cyclohexane	A	25.0	26.0	0.6288914	0.6543817		4.1	
Dibromochloromethane	L	25.0	22.9	0.308108	0.3173796		-8.3	
Dichlorodifluoromethane	A	25.0	22.4	0.2767599	0.2480775		-10.4	
Ethylbenzene	A	25.0	24.9	1.821364	1.810944		-0.6	
Isopropylbenzene	A	25.0	25.0	3.392377	3.392558		0.005	
Methyl Acetate	A	25.0	29.0	0.6181606	0.7169123		16.0	
Methylcyclohexane	A	25.0	25.7	0.5903434	0.6073515		2.9	
Methylene Chloride	L	25.0	26.9	0.4481036	0.3682654		7.5	
Methyl-t-Butyl Ether (MTBE)	A	25.0	25.3	0.9896094	1.00125		1.2	
Styrene	A	25.0	25.0	0.9716931	0.9718431		0.02	
Tetrachloroethene	A	25.0	25.0	0.4471687	0.4470239		-0.03	
Toluene	A	25.0	24.6	0.9514302	0.9377463		-1.4	
Toluene-d8	A	25.0	24.6	1.401678	1.377211		-1.7	
trans-1,2-Dichloroethene	A	25.0	25.2	0.3320316	0.3353514		1.0	
trans-1,3-Dichloropropene	A	25.0	26.5	0.5242925	0.5566751		6.2	
Trichloroethene	A	25.0	24.7	0.3562329	0.3524905		-1.1	
Trichlorofluoromethane	A	25.0	31.8	0.2805609	0.3570806		27.3	
Vinyl acetate	A	125	137	0.8001702	0.8778988		9.7	
Vinyl chloride	A	25.0	28.7	0.2828164	0.3242581		14.7	
Xylenes, total	A	75.0	74.8	0.7018243	0.6996413		-0.3	

Column to be used to flag Response Factor and %Diff/Drift values with an asterisk

* Values outside of QC limits

Calibration Type Legend:
A: Average RF
L: Linear through Intercept
Q: Quadratic
L0: Linear forced through Zero
L1: 1/x Weighted Linear through Intercept
L2: 1/x2 Weighted Linear through Intercept
L01: 1/x Weighted Linear forced through Zero
L02: 1/x2 Weighted Linear forced through Zero

Quantitation Report (Not Reviewed)

Data File : H:\GCMS_VOA\T\072009\T3930.D
Acq On : 20 Jul 2009 10:00
Sample : RG92002-CCV1
Misc :
MS Integration Params: RTEINT.P
Quant Time: Jul 20 10:43:58 2009

Vial: 2
Operator: RJ
Inst : 5975 T
Multiplr: 1.00

Results File: R9G1603-6PT.RES

Quant Method : C:\MSDCHEM\1...\R9G1603-6PT.M (RTE Integrator)
Title : 8260 5ML
Last Update : Mon Jul 20 09:24:32 2009
Response via : Initial Calibration
DataAcq Meth : VOA.M
IS QA File : H:\GCMS_VOA\T\071909\T3905.D (19 Jul 2009 10:14)

Internal Standards	R.T.	QIon	Response	Conc	Units	Dev(Min) Rcv(Ar)
1) CI10 1,4-Difluorobenzene	5.87	114	349669	25.00	ug/L	0.00 95.63%
43) CI20 Chlorobenzene-D5	8.16	117	297653	25.00	ug/L	0.00 95.06%
62) CI30 1,4-Dichlorobenzene-	10.07	152	154153	25.00	ug/L	0.00 95.23%

System Monitoring Compounds

30) CS87 Dibromofluoromethane	5.30	111	115272	25.08	ug/L	0.00
Spiked Amount 25.000 Range 70 - 130 Recovery = 100.32%						
31) CS15 1,2-Dichloroethane-D	5.57	65	163345	25.18	ug/L	0.00
Spiked Amount 25.000 Range 66 - 137 Recovery = 100.72%						
44) CS05 Toluene-D8	7.00	98	409931	24.56	ug/L	0.00
Spiked Amount 25.000 Range 71 - 126 Recovery = 98.24%						
61) CS10 p-Bromofluorobenzene	9.11	174	123306	23.89	ug/L	0.00
Spiked Amount 25.000 Range 73 - 120 Recovery = 95.56%						

Target Compounds

						Qvalue
2) C290 Dichlorodifluorometh	1.63	85	86745	22.41	ug/L	97
3) C010 Chloromethane	1.85	50	135781	24.82	ug/L	99
4) C020 Vinyl chloride	1.98	62	113383	28.66	ug/L	96
5) C015 Bromomethane	2.37	94	38581	34.29	ug/L	97
6) C025 Chloroethane	2.50	64	45968	31.41	ug/L	97
7) C275 Trichlorofluorometha	2.78	101	124860	31.82	ug/L	99
8) C045 1,1-Dichloroethene	3.33	96	104282	25.79	ug/L	96
9) C030 Methylene chloride	3.83	84	128771	26.87	ug/L	92
10) C040 Carbon disulfide	3.55	76	293432	24.38	ug/L	99
11) C036 Acrolein	3.27	56	336505	508.91	ug/L	100
12) C038 Acrylonitrile	4.07	53	329164	135.06	ug/L	98
13) C035 Acetone	3.42	43	322603	142.53	ug/L	90
14) C300 Acetonitrile	3.72	41	901059	1129.66	ug/L	95
15) C276 Iodomethane	3.49	142	169572	26.72	ug/L	95
16) C291 1,1,2 Trichloro-1,2,	3.32	101	94604	26.68	ug/L	90
17) C962 T-butyl Methyl Ether	4.03	73	350106	25.29	ug/L	92
18) C057 trans-1,2-Dichloroet	4.05	96	117262	25.25	ug/L	100
19) C255 Methyl Acetate	3.72	43	250682	28.99	ug/L	98
20) C050 1,1-Dichloroethane	4.43	63	238181	25.76	ug/L	97
21) C125 Vinyl Acetate	4.46	43	1534870	137.14	ug/L	98
22) C051 2,2-Dichloropropane	4.90	77	121684	26.20	ug/L	94
23) C056 cis-1,2-Dichloroethe	4.92	96	127075	25.40	ug/L	96
24) C272 Tetrahydrofuran	5.14	42	340680	133.78	ug/L	96
25) C222 Bromochloromethane	5.12	128	64970	26.13	ug/L #	75
26) C060 Chloroform	5.17	83	219825	25.63	ug/L	100
27) C115 1,1,1-Trichloroethan	5.30	97	168881	25.59	ug/L	93
28) C120 Carbon tetrachloride	5.42	117	146914	25.79	ug/L	100
29) C116 1,1-Dichloropropene	5.42	75	171382	25.55	ug/L	98
32) C165 Benzene	5.59	78	471873	24.87	ug/L	100
33) C065 1,2-Dichloroethane	5.63	62	216777	26.71	ug/L	92
34) C110 2-Butanone	4.92	43	514797	132.36	ug/L	100
35) C256 Cyclohexane	5.32	56	228817	26.01	ug/L	91
36) C150 Trichloroethene	6.08	95	123255	24.74	ug/L #	82
37) C140 1,2-Dichloropropane	6.27	63	130418	25.20	ug/L	94
38) C278 Dibromomethane	6.38	93	80528	25.53	ug/L #	83

Quantitation Report (Not Reviewed)

Data File : H:\GCMS_VOA\T\072009\T3930.D
Acq On : 20 Jul 2009 10:00
Sample : RG92002-CCV1
Misc :
MS Integration Params: RTEINT.P
Quant Time: Jul 20 10:43:58 2009

Vial: 2
Operator: RJ
Inst : 5975 T
Multiplr: 1.00

Results File: R9G1603-6PT.RES

Quant Method : C:\MSDCHEM\1...\R9G1603-6PT.M (RTE Integrator)
Title : 8260 5ML
Last Update : Mon Jul 20 09:24:32 2009
Response via : Initial Calibration
DataAcq Meth : VOA.M
IS QA File : H:\GCMS_VOA\T\071909\T3905.D (19 Jul 2009 10:14)

Internal Standards			R.T.	QIon	Response	Conc	Units		Dev(Min) Rcv(Ar)
39)	C130	Bromodichloromethane	6.48	83	139402	25.42	ug/L		100
40)	C161	2-Chloroethylvinyl E	6.68	63	416930	137.84	ug/L		97
41)	C012	Methylcycolhexane	6.20	83	212372	25.72	ug/L		84
42)	C145	cis-1,3-Dichloroprop	6.81	75	177327	26.13	ug/L		96
45)	C230	Toluene	7.06	92	279123	24.64	ug/L		100
46)	C170	trans-1,3-Dichloropr	7.24	75	165696	26.54	ug/L		99
47)	C284	Ethyl Methacrylate	7.25	69	171901	24.90	ug/L	#	82
48)	C160	1,1,2-Trichloroethan	7.39	83	92832	25.49	ug/L		96
49)	C210	4-Methyl-2-pentanone	6.90	43	1034890	135.54	ug/L		97
50)	C220	Tetrachloroethene	7.48	166	133058	24.99	ug/L		97
51)	C221	1,3-Dichloropropane	7.53	76	198237	25.12	ug/L		97
52)	C155	Dibromochloromethane	7.72	129	94469	22.92	ug/L		94
53)	C163	1,2-Dibromoethane	7.82	107	115745	25.30	ug/L		100
54)	C215	2-Hexanone	7.55	43	739558	133.80	ug/L		98
55)	C235	Chlorobenzene	8.18	112	315414	24.64	ug/L		87
56)	C281	1,1,1,2-Tetrachloroe	8.24	131	99949	25.47	ug/L		96
57)	C240	Ethylbenzene	8.23	91	539033	24.86	ug/L		97
58)	C246	m,p-Xylene	8.33	106	420592	49.82	ug/L		98
59)	C247	o-Xylene	8.65	106	204159	24.95	ug/L		97
60)	C245	Styrene	8.67	104	289272	25.00	ug/L		96
63)	C180	Bromoform	8.87	173	57493	21.34	ug/L		98
64)	C966	Isopropylbenzene	8.94	105	522973	25.00	ug/L		93
65)	C301	Bromobenzene	9.25	156	135315	24.80	ug/L	#	84
66)	C225	1,1,2,2-Tetrachloroe	9.23	83	153025	25.82	ug/L		94
67)	C282	1,2,3-Trichloropropa	9.27	110	50331	25.69	ug/L		100
68)	C283	t-1,4-Dichloro-2-But	9.26	53	195381	125.68	ug/L	#	28
69)	C302	n-Propylbenzene	9.28	91	657918	25.43	ug/L		94
70)	C303	2-Chlorotoluene	9.39	126	122688	24.58	ug/L		100
71)	C289	4-Chlorotoluene	9.47	126	124931	25.08	ug/L		100
72)	C304	1,3,5-Trimethylbenze	9.42	105	444716	24.89	ug/L		85
73)	C306	tert-Butylbenzene	9.87	134	104587	25.34	ug/L		100
74)	C307	1,2,4-Trimethylbenze	9.73	105	434297	24.81	ug/L		99
75)	C308	sec-Butylbenzene	9.87	105	524084	25.56	ug/L		94
76)	C260	1,3-Dichlorobenzene	10.01	146	246014	25.12	ug/L		94
77)	C309	4-Isopropyltoluene	9.99	119	452713	25.35	ug/L		89
78)	C267	1,4-Dichlorobenzene	10.09	146	246727	24.83	ug/L		95
79)	C249	1,2-Dichlorobenzene	10.42	146	237056	24.90	ug/L		95
80)	C310	n-Butylbenzene	10.34	91	430456	25.43	ug/L		90
81)	C286	1,2-Dibromo-3-Chloro	11.09	75	24291	21.87	ug/L	#	51
82)	C313	1,2,4-Trichlorobenze	11.75	180	162270	24.44	ug/L		99
83)	C316	Hexachlorobutadiene	11.86	225	85581	23.90	ug/L		95
84)	C314	Naphthalene	11.97	128	377039	24.89	ug/L		100
85)	C934	1,2,3-Trichlorobenze	12.17	180	150101	24.67	ug/L		97

(#) = qualifier out of range (m) = manual integration (+) = signals summed

Quantitation Report (Not Reviewed)

Data File : H:\GCMS_VOA\T\072009\T3930.D
Acq On : 20 Jul 2009 10:00
Sample : RG92002-CCV1
Misc :
MS Integration Params: RTEINT.P

Vial: 2
Operator: RJ
Inst : 5975 T
Multiplr: 1.00

Quant Time: Jul 20 10:43:58 2009 Results File: R9G1603-6PT.RES
Quant Method : C:\MSDCHEM\1...\R9G1603-6PT.M (RTE Integrator)
Title : 8260 5ML
Last Update : Mon Jul 20 09:24:32 2009
Response via : Initial Calibration
DataAcq Meth : VOA.M



BFB Tune Evaluation

Data File : H:\GCMS_VOA\T\071609\T3861.D Vial: 1
Acq On : 16 Jul 2009 12:26 Operator: RJ
Sample : RG91610-TUN1 Inst : 5975 T
Misc : Multiplr: 1.00
MS Integration Params: RTEINT.P

Method : C:\MSDCHEM\1\DAT...09\R9G1603-6PT.M (RTE Integrator)
Title : 8260 5ML

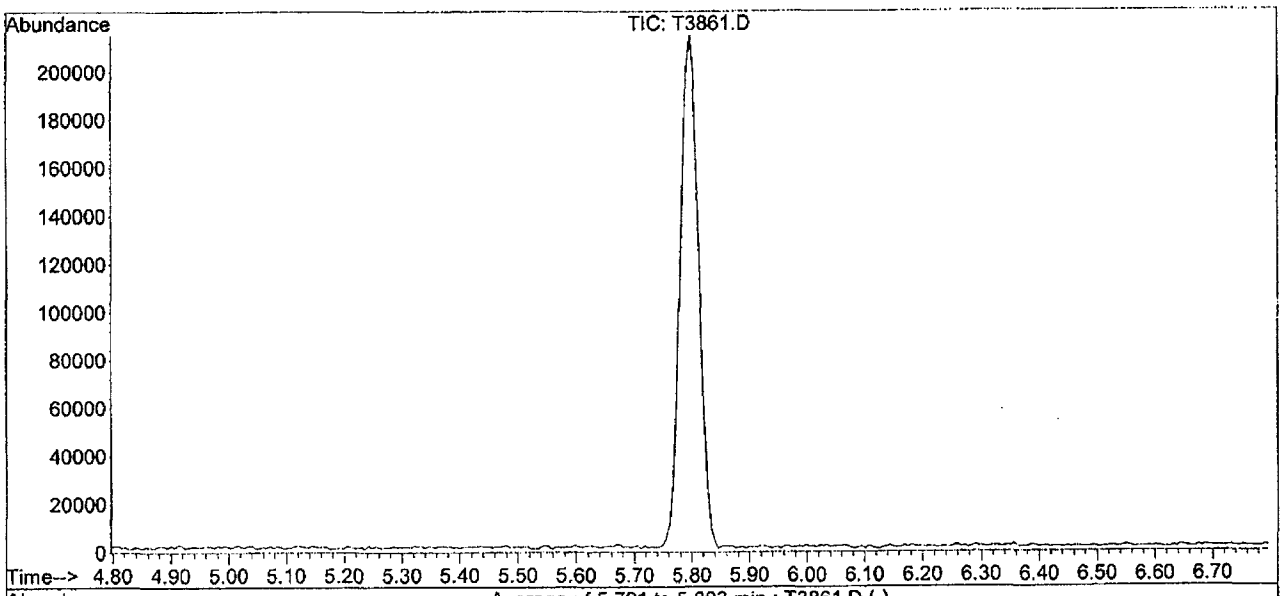

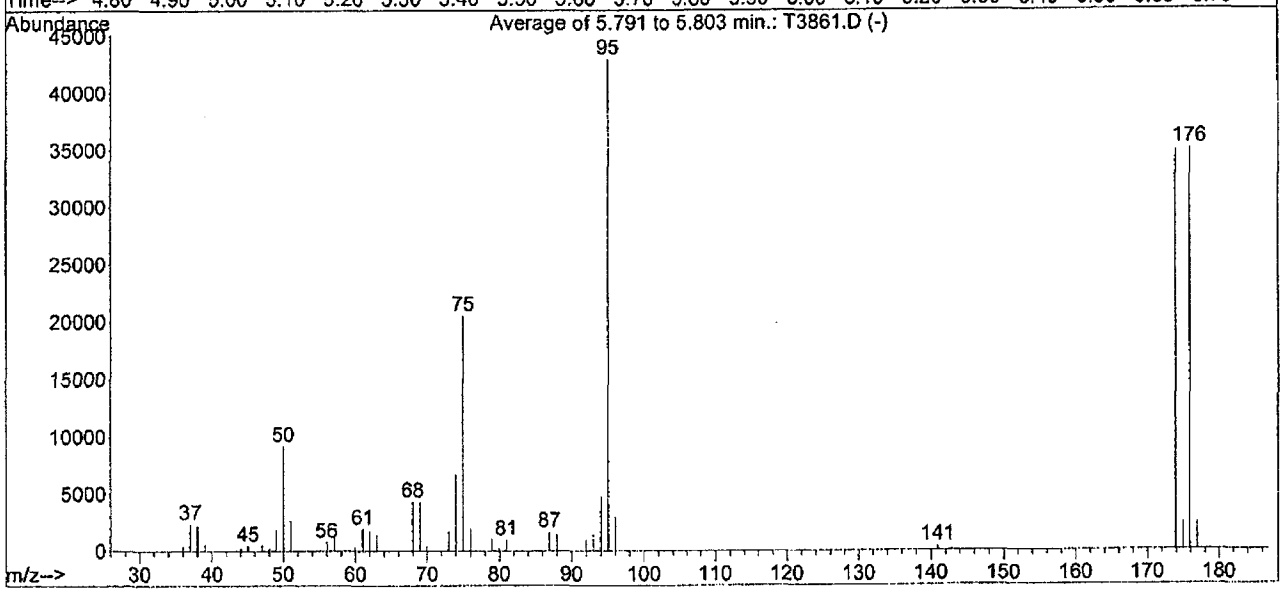

Peak Apex is scan: 707 (5.80 min)
Average of 3 scans: 706,707,708 minus background scan 687 (5.67 min)

Target Mass	Rel. to Mass	Lower Limit,%	Upper Limit,%	Rel. Abn,%	Raw Abn	Result Pass/Fail
50	95	15	40	21.4	9211	PASS
75	95	30	60	47.8	20522	PASS
95	95	100	100	100.0	42965	PASS
96	95	5	9	7.1	3042	PASS
173	174	0	2	0.0	0	PASS
174	95	50	100	81.1	34858	PASS
175	174	5	9	6.8	2380	PASS
176	174	95	101	100.5	35016	PASS
177	176	5	9	7.0	2451	PASS

T3861.D R9G1603-6PT.M Thu Jul 16 15:50:04 2009 CHEMSTAT2

Average of 5.791 to 5.803 min.: T3861.D
RG91610-TUN1
Modified:subtracted

m/z	abund.	m/z	abund.	m/z	abund.	m/z	abund.
36.00	458	56.00	805	75.00	20522	96.00	3042
37.00	2403	57.05	1270	76.00	2021	140.95	377
38.00	2208	59.95	402	78.95	1038	173.90	34858
39.05	567	61.00	1985	79.95	269	174.95	2380
44.00	284	62.00	1733	80.95	991	175.90	35016
45.05	474	63.00	1457	86.95	1673	176.95	2451
47.00	564	68.00	4349	87.95	1447		
48.00	243	69.00	4300	92.00	1040		
49.00	1882	70.00	421	92.95	1542		
50.05	9211	73.00	1725	94.00	4788		
51.05	2716	74.00	6722	95.00	42965		

Data Path : H:\GCMS_VOA\T\071909\
Data File : T3904.D
Acq On : 19 Jul 2009 9:50
Operator : MF
Sample : RG91902-TUN1
Misc :
ALS Vial : 1 Sample Multiplier: 1

Integration File: RTEINT.P

Method : C:\MSDCHEM\1\DATA\METHODS 2009\R9G1603-6PT.M
Title : 8260 5ML
Last Update : Sat Jul 18 10:59:49 2009

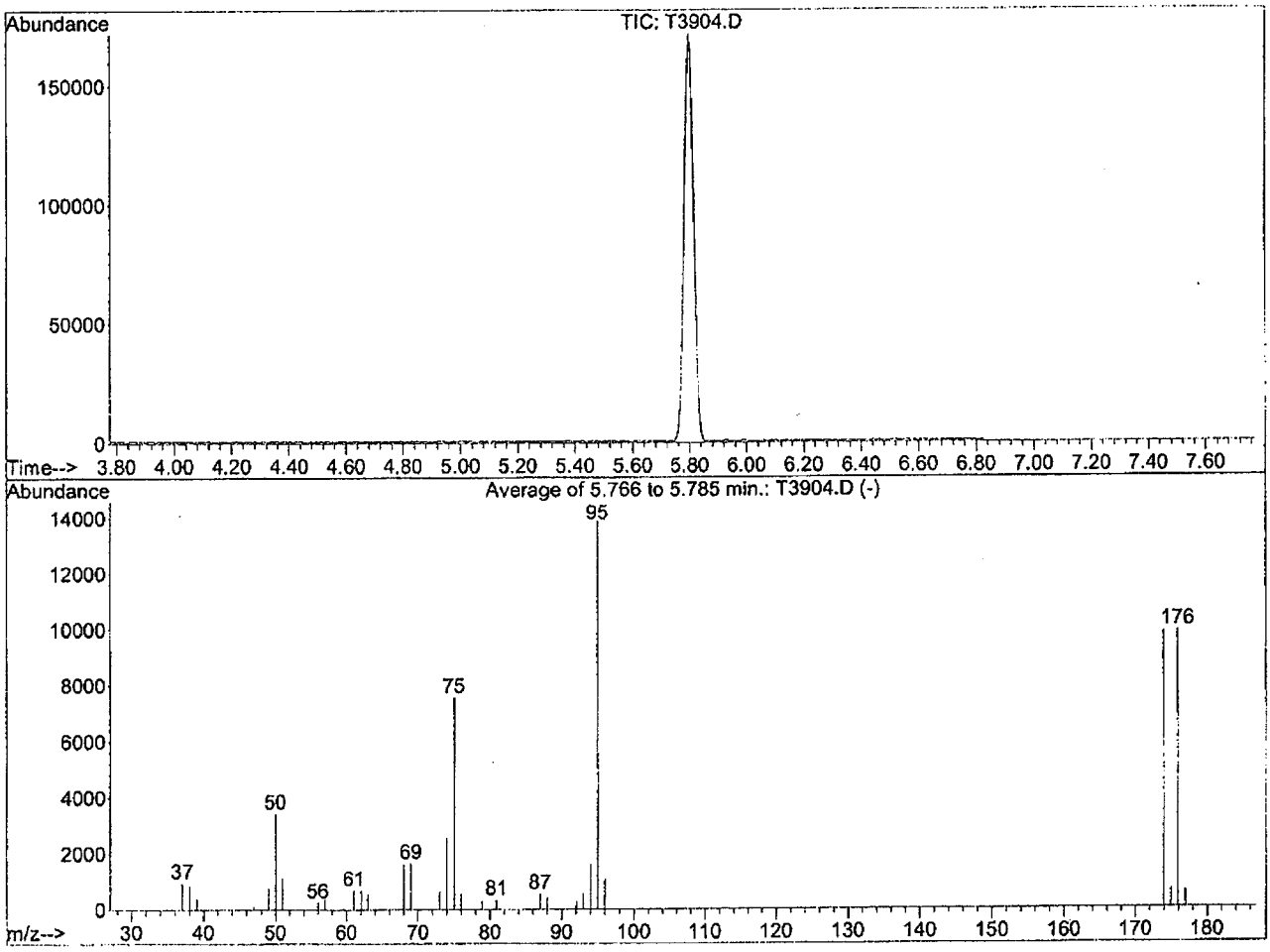

Spectrum Information: Average of 5.766 to 5.785 min.

Target Mass	Rel. to Mass	Lower Limit%	Upper Limit%	Rel. Abn%	Raw Abn	Result Pass/Fail
50	95	15	40	24.7	3436	PASS
75	95	30	60	54.5	7576	PASS
95	95	100	100	100.0	13899	PASS
96	95	5	9	7.9	1099	PASS
173	174	0.00	2	0.0	0	PASS
174	95	50	100	71.0	9865	PASS
175	174	5	9	6.7	662	PASS
176	174	95	101	100.3	9898	PASS
177	176	5	9	6.3	621	PASS

Average of 5.766 to 5.785 min.: T3904.D
RG91902-TUN1
Modified:subtracted

m/z	abund.	m/z	abund.	m/z	abund.	m/z	abund.
37.00	959	62.95	554	91.90	93		
38.00	848	68.00	1618	92.05	290		
39.05	376	69.00	1655	93.00	576		
47.00	115	73.00	638	94.00	1618		
49.05	770	74.00	2546	95.00	13899		
50.00	3436	75.00	7576	96.00	1099		
51.00	1136	75.95	570	173.95	9865		
56.00	257	78.90	287	174.95	662		
57.00	383	80.90	354	175.90	9898		
61.00	691	87.00	562	176.95	621		
62.05	677	87.95	406				

BFB Tune Evaluation

Data File : H:\GCMS_VOA\T\072009\T3929.D
Acq On : 20 Jul 2009 9:38
Sample : RG92002-TUN1
Misc :
MS Integration Params: RTEINT.P

Vial: 1
Operator: RJ
Inst : 5975 T
Multiplr: 1.00

Method : C:\MSDCHEM\1\DAT...09\R9G1603-6PT.M (RTE Integrator)
Title : 8260 5ML

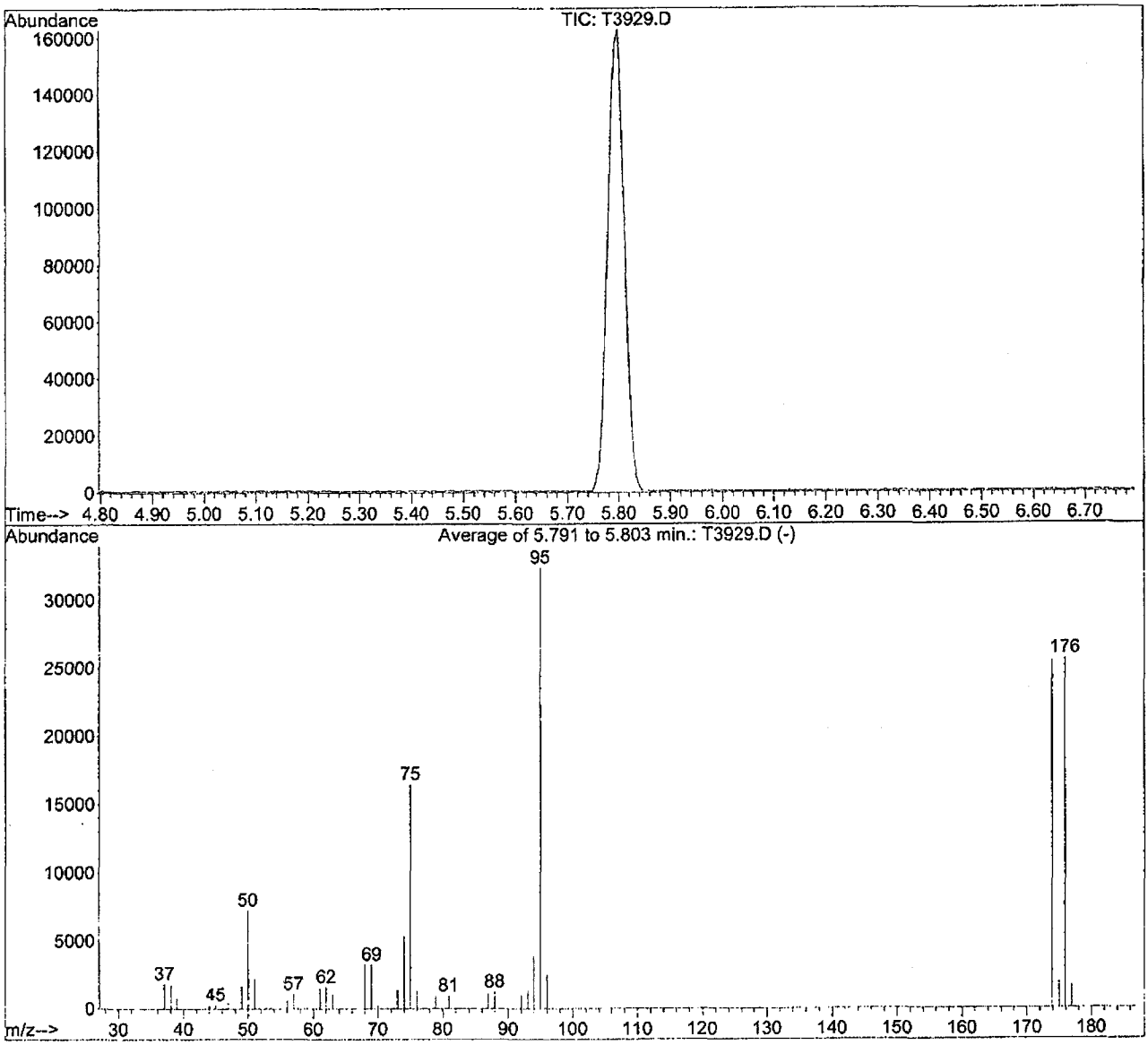

Peak Apex is scan: 707 (5.80 min)
Average of 3 scans: 706,707,708 minus background scan 687 (5.68 min)

Target Mass	Rel. to Mass	Lower Limit,%	Upper Limit,%	Rel. Abn,%	Raw Abn	Result Pass/Fail
50	95	15	40	22.4	7242	PASS
75	95	30	60	50.8	16439	PASS
95	95	100	100	100.0	32373	PASS
96	95	5	9	7.8	2512	PASS
173	174	0	2	0.0	0	PASS
174	95	50	100	78.6	25450	PASS
175	174	5	9	7.5	1910	PASS
176	174	95	101	100.7	25616	PASS
177	176	5	9	6.5	1663	PASS

T3929.D R9G1603-6PT.M Mon Jul 20 09:45:42 2009 CHEMSTAT2

Average of 5.791 to 5.803 min.: T3929.D
RG92002-TUN1
Modified:subtracted

m/z	abund.	m/z	abund.	m/z	abund.	m/z	abund.
37.05	1843	61.00	1566	80.90	960	176.90	1663
38.10	1697	62.00	1612	86.95	1119		
39.00	818	63.00	1120	87.95	1238		
44.00	242	68.00	3247	92.00	965		
45.00	287	69.00	3255	93.00	1366		
46.95	473	70.00	235	94.00	3824		
49.00	1654	73.00	1405	95.00	32373		
50.00	7242	74.00	5356	96.00	2512		
51.00	2204	75.00	16439	173.90	25450		
56.05	598	76.00	1318	174.95	1910		
57.00	1075	78.90	914	175.90	25616		

Blank

Form 1
ORGANIC ANALYSIS DATA SHEET
8260B

Laboratory:	TestAmerica Buffalo			SDG:	
Client:	AECOM, Inc. - Amherst, NY			Project:	AECOM, Inc. - Scott Aviation site - NY3A9023
Matrix:	Water	Laboratory ID:	9G19002-BLK1	File ID:	T3908.D
Sampled:		Prepared:	07/19/09 11:08	Analyzed:	07/19/09 11:36
Solids:		Preparation:	5030B MS	Initial/Final:	5 mL / 5 mL

Batch: 9G19002 Sequence: RG91902 Calibration: R9G1603 Instrument: HP5975T

CAS NO.	COMPOUND	DILUTION	CONC. (ug/L)	Q
71-55-6	1,1,1-Trichloroethane	1	1.0	U
79-34-5	1,1,2,2-Tetrachloroethane	1	1.0	U
76-13-1	1,1,2-Trichloro-1,2,2-trifluoroethane	1	1.0	U
79-00-5	1,1,2-Trichloroethane	1	1.0	U
75-34-3	1,1-Dichloroethane	1	1.0	U
75-35-4	1,1-Dichloroethene	1	1.0	U
120-82-1	1,2,4-Trichlorobenzene	1	1.0	U
96-12-8	1,2-Dibromo-3-chloropropane	1	1.0	U
106-93-4	1,2-Dibromoethane	1	1.0	U
95-50-1	1,2-Dichlorobenzene	1	1.0	U
107-06-2	1,2-Dichloroethane	1	1.0	U
78-87-5	1,2-Dichloropropane	1	1.0	U
541-73-1	1,3-Dichlorobenzene	1	1.0	U
106-46-7	1,4-Dichlorobenzene	1	1.0	U
78-93-3	2-Butanone	1	5.0	U
591-78-6	2-Hexanone	1	5.0	U
108-10-1	4-Methyl-2-pentanone	1	5.0	U
67-64-1	Acetone	1	5.0	U
71-43-2	Benzene	1	1.0	U
75-27-4	Bromodichloromethane	1	1.0	U
75-25-2	Bromoform	1	1.0	U
74-83-9	Bromomethane	1	1.0	U
75-15-0	Carbon disulfide	1	1.0	U
56-23-5	Carbon Tetrachloride	1	1.0	U
108-90-7	Chlorobenzene	1	1.0	U
75-00-3	Chloroethane	1	1.0	U
67-66-3	Chloroform	1	1.0	U
74-87-3	Chloromethane	1	1.0	U
156-59-2	cis-1,2-Dichloroethene	1	1.0	U
10061-01-5	cis-1,3-Dichloropropene	1	1.0	U
110-82-7	Cyclohexane	1	1.0	U
124-48-1	Dibromochloromethane	1	1.0	U
75-71-8	Dichlorodifluoromethane	1	1.0	U
100-41-4	Ethylbenzene	1	1.0	U
98-82-8	Isopropylbenzene	1	1.0	U
79-20-9	Methyl Acetate	1	1.0	U
108-87-2	Methylcyclohexane	1	1.0	U
75-09-2	Methylene Chloride	1	1.0	U
1634-04-4	Methyl-t-Butyl Ether (MTBE)	1	1.0	U

Blank

Form 1
ORGANIC ANALYSIS DATA SHEET
8260B

Laboratory:	TestAmerica Buffalo			SDG:	
Client:	AECOM, Inc. - Amherst, NY			Project:	AECOM, Inc. - Scott Aviation site - NY3A9023
Matrix:	Water	Laboratory ID:	9G19002-BLK1	File ID:	T3908.D
Sampled:		Prepared:	07/19/09 11:08	Analyzed:	07/19/09 11:36
Solids:		Preparation:	5030B MS	Initial/Final:	5 mL / 5 mL

Batch: 9G19002 Sequence: RG91902 Calibration: R9G1603 Instrument: HP5975T

CAS NO.	COMPOUND	DILUTION	CONC. (ug/L)	Q
100-42-5	Styrene	1	1.0	U
127-18-4	Tetrachloroethene	1	1.0	U
108-88-3	Toluene	1	1.0	U
156-60-5	trans-1,2-Dichloroethene	1	1.0	U
10061-02-6	trans-1,3-Dichloropropene	1	1.0	U
79-01-6	Trichloroethene	1	1.0	U
75-69-4	Trichlorofluoromethane	1	1.0	U
75-01-4	Vinyl chloride	1	1.0	U
1330-20-7	Xylenes, total	1	3.0	U

SYSTEM MONITORING COMPOUND	ADDED (ug/L)	CONC (ug/L)	% REC	QC LIMITS	Q
1,2-Dichloroethane-d4	25.0	24.8	99	66 - 137	
4-Bromofluorobenzene	25.0	23.5	94	73 - 120	
Toluene-d8	25.0	24.6	99	71 - 126	

INTERNAL STANDARD	AREA	RT	REF AREA	REF RT	Q
1,4-Dichlorobenzene-d4	132412	10.07	161871	10.08	
1,4-Difluorobenzene	320658	5.88	365659	5.87	
Chlorobenzene-d5	267331	8.16	313116	8.15	

* Values outside of QC limits

Quantitation Report (QT Reviewed)

Data File : H:\GCMS_VOA\T\071909\T3908.D
Acq On : 19 Jul 2009 11:36
Sample : 9G19002-BLK1
Misc :
MS Integration Params: RTEINT.P
Quant Time: Jul 19 12:06:30 2009

Vial: 4
Operator: MF
Inst : 5975 T
Multiplr: 1.00

Results File: R9G1603-6PT.RES

Quant Method : C:\MSDCHEM\1...\R9G1603-6PT.M (RTE Integrator)
Title : 8260 5ML
Last Update : Sun Jul 19 11:41:24 2009
Response via : Initial Calibration
DataAcq Meth : VOA.M
IS QA File : H:\GCMS_VOA\T\071909\T3905.D (19 Jul 2009 10:14)

NOTIC NOAND Clean 7/19/09 MF

Internal Standards		R.T.	QIon	Response	Conc Units	Dev(Min) Rcv(Ar)
1) CI10	1,4-Difluorobenzene	5.88	114	320658	25.00 ug/L	0.00 87.69%
43) CI20	Chlorobenzene-D5	8.16	117	267331	25.00 ug/L	0.00 85.38%
62) CI30	1,4-Dichlorobenzene-	10.07	152	132412	25.00 ug/L	0.00 81.80%

System Monitoring Compounds

30) CS87	Dibromofluoromethane	5.31	111	99296	23.56 ug/L	0.00
Spiked Amount	25.000	Range	70 - 130	Recovery	= 94.24%	
31) CS15	1,2-Dichloroethane-D	5.57	65	147457	24.79 ug/L	0.00
Spiked Amount	25.000	Range	66 - 137	Recovery	= 99.16%	
44) CS05	Toluene-D8	7.00	98	369269	24.64 ug/L	0.00
Spiked Amount	25.000	Range	71 - 126	Recovery	= 98.56%	
61) CS10	p-Bromofluorobenzene	9.11	174	109108	23.54 ug/L	0.00
Spiked Amount	25.000	Range	73 - 120	Recovery	= 94.16%	

Target Compounds

						Qvalue
2) C290	Dichlorodifluorome	0.00	85	0	N.D.	
3) C010	Chloromethane	1.85	50	202	Below Cal #	43
4) C020	Vinyl chloride	0.00	62	0	N.D.	
5) C015	Bromomethane	2.38	94	229	N.D.	
6) C025	Chloroethane	0.00	64	0	N.D. d	
7) C275	Trichlorofluoromet	0.00	101	0	N.D.	
8) C045	1,1-Dichloroethene	0.00	96	0	N.D.	
9) C030	Methylene chloride	3.83	84	1972	Below Cal	94
10) C040	Carbon disulfide	3.55	76	451	N.D.	
11) C036	Acrolein	3.28	56	87	N.D.	
12) C038	Acrylonitrile	0.00	53	0	N.D.	
13) C035	Acetone	3.42	43	1179	N.D.	
14) C300	Acetonitrile	3.71	41	127	N.D.	
15) C276	Iodomethane	0.00	142	0	N.D.	
16) C291	1,1,2 Trichloro-1,	0.00	101	0	N.D.	
17) C962	T-butyl Methyl Eth	0.00	73	0	N.D.	
18) C057	trans-1,2-Dichloro	0.00	96	0	N.D.	
19) C255	Methyl Acetate	3.72	43	171	N.D.	
20) C050	1,1-Dichloroethane	0.00	63	0	N.D.	
21) C125	Vinyl Acetate	0.00	43	0	N.D.	
22) C051	2,2-Dichloropropan	0.00	77	0	N.D.	
23) C056	cis-1,2-Dichloroet	0.00	96	0	N.D.	
24) C272	Tetrahydrofuran	5.16	42	375	N.D.	
25) C222	Bromochloromethane	0.00	128	0	N.D.	
26) C060	Chloroform	0.00	83	0	N.D.	
27) C115	1,1,1-Trichloroeth	0.00	97	0	N.D.	
28) C120	Carbon tetrachlori	0.00	117	0	N.D.	
29) C116	1,1-Dichloropropen	0.00	75	0	N.D.	
32) C165	Benzene	0.00	78	0	N.D.	
33) C065	1,2-Dichloroethane	0.00	62	0	N.D.	
34) C110	2-Butanone	4.94	43	573	N.D.	
35) C256	Cyclohexane	0.00	56	0	N.D.	
36) C150	Trichloroethene	0.00	95	0	N.D.	
37) C140	1,2-Dichloropropan	0.00	63	0	N.D.	
38) C278	Dibromomethane	0.00	93	0	N.D.	

Quantitation Report (QT Reviewed)

Data File : H:\GCMS_VOA\T\071909\T3908.D
Acq On : 19 Jul 2009 11:36
Sample : 9G19002-BLK1
Misc :
MS Integration Params: RTEINT.P
Quant Time: Jul 19 12:06:30 2009

Vial: 4
Operator: MF
Inst : 5975 T
Multiplr: 1.00

Results File: R9G1603-6PT.RES

Quant Method : C:\MSDCHEM\1...\R9G1603-6PT.M (RTE Integrator)
Title : 8260 5ML
Last Update : Sun Jul 19 11:41:24 2009
Response via : Initial Calibration
DataAcq Meth : VOA.M
IS QA File : H:\GCMS_VOA\T\071909\T3905.D (19 Jul 2009 10:14)

Internal Standards		R.T.	QIon	Response	Conc Units	Dev(Min) Rcv(Ar)
39) C130	Bromodichlorometha	0.00	83	0	N.D.	
40) C161	2-Chloroethylvinyl	0.00	63	0	N.D.	
41) C012	Methylcycolhexane	0.00	83	0	N.D.	
42) C145	cis-1,3-Dichloropr	0.00	75	0	N.D.	
45) C230	Toluene	0.00	92	0	N.D.	
46) C170	trans-1,3-Dichloro	0.00	75	0	N.D.	
47) C284	Ethyl Methacrylate	0.00	69	0	N.D.	
48) C160	1,1,2-Trichloroeth	0.00	83	0	N.D.	
49) C210	4-Methyl-2-pentano	6.90	43	1768	N.D.	
50) C220	Tetrachloroethene	0.00	166	0	N.D.	
51) C221	1,3-Dichloropropan	0.00	76	0	N.D.	
52) C155	Dibromochlorometha	0.00	129	0	N.D.	
53) C163	1,2-Dibromoethane	0.00	107	0	N.D.	
54) C215	2-Hexanone	7.55	43	2128	N.D.	
55) C235	Chlorobenzene	0.00	112	0	N.D.	
56) C281	1,1,1,2-Tetrachlor	0.00	131	0	N.D.	
57) C240	Ethylbenzene	8.16	91	459	N.D.	
58) C246	m,p-Xylene	0.00	106	0	N.D.	
59) C247	o-Xylene	0.00	106	0	N.D.	
60) C245	Styrene	0.00	104	0	N.D.	
63) C180	Bromoform	0.00	173	0	N.D.	
64) C966	Isopropylbenzene	0.00	105	0	N.D.	
65) C301	Bromobenzene	0.00	156	0	N.D.	
66) C225	1,1,2,2-Tetrachlor	0.00	83	0	N.D.	
67) C282	1,2,3-Trichloropro	0.00	110	0	N.D.	
68) C283	t-1,4-Dichloro-2-B	0.00	53	0	N.D.	
69) C302	n-Propylbenzene	9.28	91	83	N.D.	
70) C303	2-Chlorotoluene	0.00	126	0	N.D.	
71) C289	4-Chlorotoluene	0.00	126	0	N.D.	
72) C304	1,3,5-Trimethylben	9.41	105	188	N.D.	
73) C306	tert-Butylbenzene	0.00	134	0	N.D.	
74) C307	1,2,4-Trimethylben	9.74	105	162	N.D.	
75) C308	sec-Butylbenzene	9.87	105	334	N.D.	
76) C260	1,3-Dichlorobenzen	10.02	146	82	N.D.	
77) C309	4-Isopropyltoluene	10.00	119	349	N.D.	
78) C267	1,4-Dichlorobenzen	10.09	146	165	N.D.	
79) C249	1,2-Dichlorobenzen	0.00	146	0	N.D.	
80) C310	n-Butylbenzene	10.34	91	936	N.D.	
81) C286	1,2-Dibromo-3-Chlo	0.00	75	0	N.D.	
82) C313	1,2,4-Trichloroben	11.76	180	700	N.D.	
83) C316	Hexachlorobutadien	11.87	225	313	N.D.	
84) C314	Naphthalene	11.97	128	3926	N.D.	
85) C934	1,2,3-Trichloroben	12.17	180	957	N.D.	

(#) = qualifier out of range (m) = manual integration (+) = signals summed

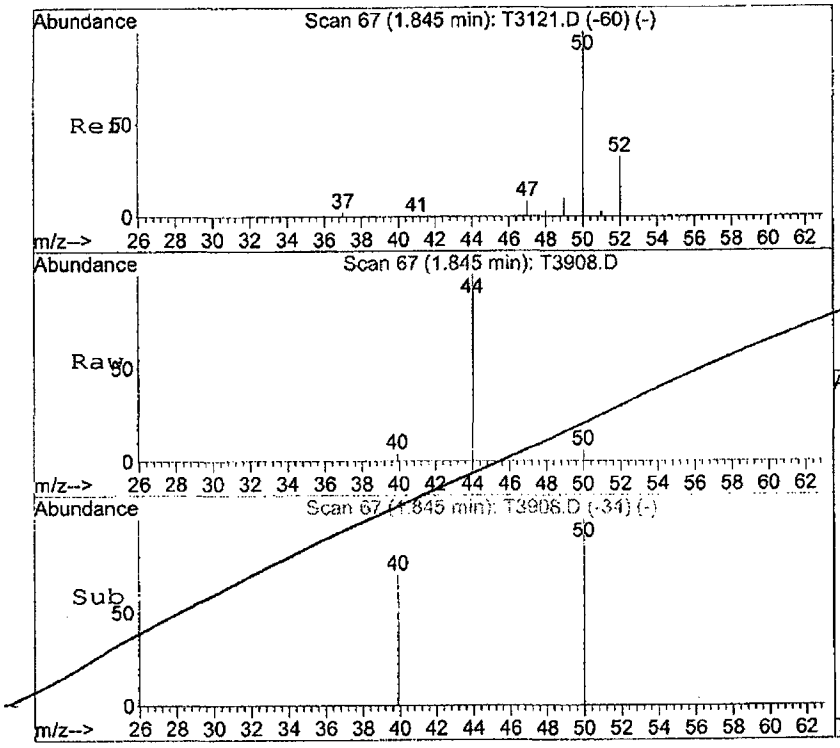

#3
C010 Chloromethane
Concen: Below Cal
RT: 1.85 min Scan# 67
Delta R.T. 0.00 min
Lab File: T3908.D
Acq: 19 Jul 2009 11:36

Tgt Ion: 50 Resp: 202

Ion	Ratio	Lower	Upper
50	100		
52	0.0	11.6	51.6#

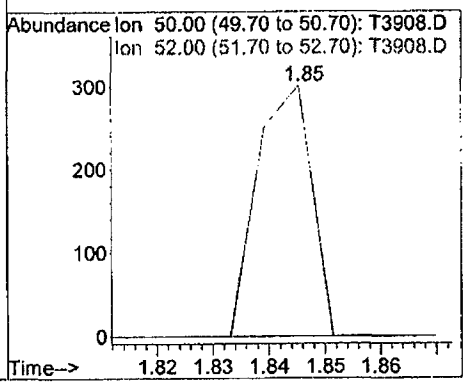

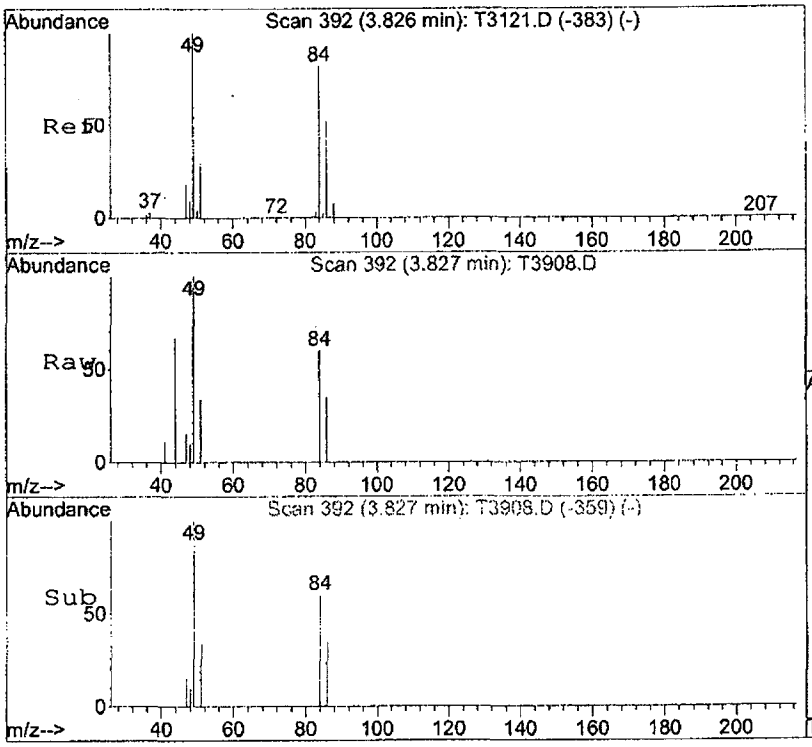

#9
C030 Methylene chloride
Concen: Below Cal
RT: 3.83 min Scan# 392
Delta R.T. 0.00 min
Lab File: T3908.D
Acq: 19 Jul 2009 11:36

Tgt Ion: 84 Resp: 1972

Ion	Ratio	Lower	Upper
84	100		
86	58.8	43.9	83.9
49	167.6	155.0	195.0

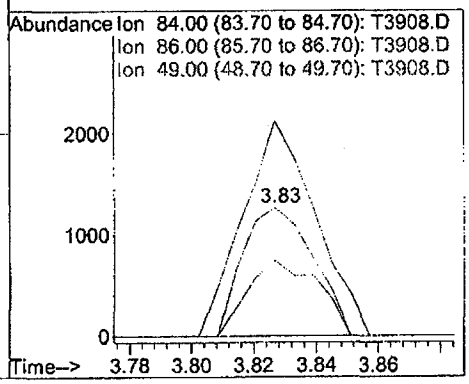

Quantitation Report (QT Reviewed)

Data File : H:\GCMS_VOA\T\071909\T3908.D
Acq On : 19 Jul 2009 11:36
Sample : 9G19002-BLK1
Misc :
MS Integration Params: RTEINT.P

Vial: 4
Operator: MF
Inst : 5975 T
Multiplr: 1.00

Quant Time: Jul 19 12:06:30 2009 Results File: R9G1603-6PT.RES
Quant Method : C:\MSDCHEM\1...\R9G1603-6PT.M (RTE Integrator)
Title : 8260 5ML
Last Update : Sun Jul 19 11:41:24 2009
Response via : Initial Calibration
DataAcq Meth : VOA.M



Blank

Form 1
ORGANIC ANALYSIS DATA SHEET
8260B

Laboratory:	TestAmerica Buffalo			SDG:	
Client:	AECOM, Inc. - Amherst, NY			Project:	AECOM, Inc. - Scott Aviation site - NY3A9023
Matrix:	Water	Laboratory ID:	9G20020-BLK1	File ID:	T3933.D
Sampled:		Prepared:	07/20/09 09:51	Analyzed:	07/20/09 11:14
Solids:		Preparation:	5030B MS	Initial/Final:	5 mL / 5 mL

Batch: 9G20020 Sequence: RG92002 Calibration: R9G1603 Instrument: HP5975T

CAS NO.	COMPOUND	DILUTION	CONC. (ug/L)	Q
71-55-6	1,1,1-Trichloroethane	1	1.0	U
79-34-5	1,1,2,2-Tetrachloroethane	1	1.0	U
76-13-1	1,1,2-Trichloro-1,2,2-trifluoroethane	1	1.0	U
79-00-5	1,1,2-Trichloroethane	1	1.0	U
75-34-3	1,1-Dichloroethane	1	1.0	U
75-35-4	1,1-Dichloroethene	1	1.0	U
120-82-1	1,2,4-Trichlorobenzene	1	1.0	U
96-12-8	1,2-Dibromo-3-chloropropane	1	1.0	U
106-93-4	1,2-Dibromoethane	1	1.0	U
95-50-1	1,2-Dichlorobenzene	1	1.0	U
107-06-2	1,2-Dichloroethane	1	1.0	U
78-87-5	1,2-Dichloropropane	1	1.0	U
541-73-1	1,3-Dichlorobenzene	1	1.0	U
106-46-7	1,4-Dichlorobenzene	1	1.0	U
78-93-3	2-Butanone	1	5.0	U
591-78-6	2-Hexanone	1	5.0	U
108-10-1	4-Methyl-2-pentanone	1	5.0	U
67-64-1	Acetone	1	5.0	U
71-43-2	Benzene	1	1.0	U
75-27-4	Bromodichloromethane	1	1.0	U
75-25-2	Bromoform	1	1.0	U
74-83-9	Bromomethane	1	1.0	U
75-15-0	Carbon disulfide	1	1.0	U
56-23-5	Carbon Tetrachloride	1	1.0	U
108-90-7	Chlorobenzene	1	1.0	U
75-00-3	Chloroethane	1	1.0	U
67-66-3	Chloroform	1	1.0	U
74-87-3	Chloromethane	1	1.0	U
156-59-2	cis-1,2-Dichloroethene	1	1.0	U
10061-01-5	cis-1,3-Dichloropropene	1	1.0	U
110-82-7	Cyclohexane	1	1.0	U
124-48-1	Dibromochloromethane	1	1.0	U
75-71-8	Dichlorodifluoromethane	1	1.0	U
100-41-4	Ethylbenzene	1	1.0	U
98-82-8	Isopropylbenzene	1	1.0	U
79-20-9	Methyl Acetate	1	1.0	U
108-87-2	Methylcyclohexane	1	1.0	U
75-09-2	Methylene Chloride	1	0.52	J
1634-04-4	Methyl-t-Butyl Ether (MTBE)	1	1.0	U

Blank

Form 1
ORGANIC ANALYSIS DATA SHEET
8260B

Laboratory:	TestAmerica Buffalo			SDG:	
Client:	AECOM, Inc. - Amherst, NY			Project:	AECOM, Inc. - Scott Aviation site - NY3A9023
Matrix:	Water	Laboratory ID:	9G20020-BLK1	File ID:	T3933.D
Sampled:		Prepared:	07/20/09 09:51	Analyzed:	07/20/09 11:14
Solids:		Preparation:	5030B MS	Initial/Final:	5 mL / 5 mL

Batch: 9G20020 Sequence: RG92002 Calibration: R9G1603 Instrument: HP5975T

CAS NO.	COMPOUND	DILUTION	CONC. (ug/L)	Q
100-42-5	Styrene	1	1.0	U
127-18-4	Tetrachloroethene	1	1.0	U
108-88-3	Toluene	1	1.0	U
156-60-5	trans-1,2-Dichloroethene	1	1.0	U
10061-02-6	trans-1,3-Dichloropropene	1	1.0	U
79-01-6	Trichloroethene	1	1.0	U
75-69-4	Trichlorofluoromethane	1	1.0	U
75-01-4	Vinyl chloride	1	1.0	U
1330-20-7	Xylenes, total	1	3.0	U

SYSTEM MONITORING COMPOUND	ADDED (ug/L)	CONC (ug/L)	% REC	QC LIMITS	Q
1,2-Dichloroethane-d4	25.0	25.8	103	66 - 137	
4-Bromofluorobenzene	25.0	23.4	94	73 - 120	
Toluene-d8	25.0	24.7	99	71 - 126	

INTERNAL STANDARD	AREA	RT	REF AREA	REF RT	Q
1,4-Dichlorobenzene-d4	124501	10.07	154153	10.07	
1,4-Difluorobenzene	294834	5.87	349669	5.87	
Chlorobenzene-d5	242339	8.15	297653	8.16	

* Values outside of QC limits

Quantitation Report (Not Reviewed)

Data File : H:\GCMS_VOA\T\072009\T3933.D
Acq On : 20 Jul 2009 11:14
Sample : 9G20020-BLK1
Misc :
MS Integration Params: RTEINT.P
Quant Time: Jul 20 11:51:08 2009

Vial: 5
Operator: RJ
Inst : 5975 T
Multiplr: 1.00

Results File: R9G1603-6PT.RES

Quant Method : C:\MSDCHEM\1...\R9G1603-6PT.M (RTE Integrator)
Title : 8260 5ML
Last Update : Mon Jul 20 10:47:51 2009
Response via : Initial Calibration
DataAcq Meth : VOA.M
IS QA File : H:\GCMS_VOA\T\072009\T3930.D (20 Jul 2009 10:00)

SHE 7/20/09 NO ATON NOTICE

Internal Standards		R.T.	QIon	Response	Conc Units	Dev(Min) Rcv(Ar)
1) CI10	1,4-Difluorobenzene	5.87	114	294834	25.00 ug/L	0.00 84.32%
43) CI20	Chlorobenzene-D5	8.15	117	242339	25.00 ug/L	0.00 81.42%
62) CI30	1,4-Dichlorobenzene-	10.07	152	124501	25.00 ug/L	0.00 80.76%

System Monitoring Compounds

30) CS87	Dibromofluoromethane	5.30	111	93044	24.01 ug/L	0.00
Spiked Amount	25.000	Range	70 - 130	Recovery	= 96.04%	
31) CS15	1,2-Dichloroethane-D	5.57	65	141097	25.80 ug/L	0.00
Spiked Amount	25.000	Range	66 - 137	Recovery	= 103.20%	
44) CS05	Toluene-D8	7.00	98	336035	24.73 ug/L	0.00
Spiked Amount	25.000	Range	71 - 126	Recovery	= 98.92%	
61) CS10	p-Bromofluorobenzene	9.11	174	98527	23.45 ug/L	0.00
Spiked Amount	25.000	Range	73 - 120	Recovery	= 93.80%	

Target Compounds

						Qvalue
2) C290	Dichlorodifluorome	0.00	85	0	N.D.	
3) C010	Chloromethane	1.88	50	91	Below Cal #	43
4) C020	Vinyl chloride	0.00	62	0	N.D.	
~~5) C015~~	~~Bromomethane~~	~~2.38~~	~~94~~	~~457~~	~~0.48 ug/L #~~	4
6) C025	Chloroethane	2.50	64	164	N.D.	
7) C275	Trichlorofluoromet	0.00	101	0	N.D.	
8) C045	1,1-Dichloroethene	0.00	96	0	N.D.	
9) C030	Methylene chloride	3.83	84	10239	0.52 ug/L #	89
10) C040	Carbon disulfide	3.54	76	164	N.D.	
11) C036	Acrolein	0.00	56	0	N.D.	
12) C038	Acrylonitrile	0.00	53	0	N.D.	
13) C035	Acetone	3.42	43	1120	N.D.	
14) C300	Acetonitrile	3.70	41	169	N.D.	
15) C276	Iodomethane	0.00	142	0	N.D.	
16) C291	1,1,2 Trichloro-1,	0.00	101	0	N.D.	
17) C962	T-butyl Methyl Eth	0.00	73	0	N.D.	
18) C057	trans-1,2-Dichloro	0.00	96	0	N.D.	
19) C255	Methyl Acetate	0.00	43	0	N.D.	
20) C050	1,1-Dichloroethane	0.00	63	0	N.D.	
21) C125	Vinyl Acetate	0.00	43	0	N.D.	
22) C051	2,2-Dichloropropan	0.00	77	0	N.D.	
23) C056	cis-1,2-Dichloroet	0.00	96	0	N.D.	
24) C272	Tetrahydrofuran	5.15	42	78	N.D.	
25) C222	Bromochloromethane	0.00	128	0	N.D.	
26) C060	Chloroform	0.00	83	0	N.D.	
27) C115	1,1,1-Trichloroeth	0.00	97	0	N.D.	
28) C120	Carbon tetrachlori	0.00	117	0	N.D.	
29) C116	1,1-Dichloropropen	0.00	75	0	N.D.	
32) C165	Benzene	0.00	78	0	N.D.	
33) C065	1,2-Dichloroethane	0.00	62	0	N.D.	
34) C110	2-Butanone	4.94	43	508	N.D.	
35) C256	Cyclohexane	0.00	56	0	N.D.	
36) C150	Trichloroethene	0.00	95	0	N.D.	
37) C140	1,2-Dichloropropan	0.00	63	0	N.D.	
38) C278	Dibromomethane	0.00	93	0	N.D.	

Quantitation Report (Not Reviewed)

Data File : H:\GCMS_VOA\T\072009\T3933.D
Acq On : 20 Jul 2009 11:14
Sample : 9G20020-BLK1
Misc :
MS Integration Params: RTEINT.P
Quant Time: Jul 20 11:51:08 2009

Vial: 5
Operator: RJ
Inst : 5975 T
Multiplr: 1.00

Results File: R9G1603-6PT.RES

Quant Method : C:\MSDCHEM\1...\R9G1603-6PT.M (RTE Integrator)
Title : 8260 5ML
Last Update : Mon Jul 20 10:47:51 2009
Response via : Initial Calibration
DataAcq Meth : VOA.M
IS QA File : H:\GCMS_VOA\T\072009\T3930.D (20 Jul 2009 10:00)

Internal Standards		R.T.	QIon	Response	Conc Units	Dev(Min) Rcv(Ar)
39) C130	Bromodichlorometha	0.00	83	0	N.D.	
40) C161	2-Chloroethylvinyl	0.00	63	0	N.D.	
41) C012	Methylcycolhexane	0.00	83	0	N.D.	
42) C145	cis-1,3-Dichloropr	0.00	75	0	N.D.	
45) C230	Toluene	0.00	92	0	N.D.	
46) C170	trans-1,3-Dichloro	0.00	75	0	N.D.	
47) C284	Ethyl Methacrylate	0.00	69	0	N.D.	
48) C160	1,1,2-Trichloroeth	0.00	83	0	N.D.	
49) C210	4-Methyl-2-pentano	6.91	43	191	N.D.	
50) C220	Tetrachloroethene	0.00	166	0	N.D.	
51) C221	1,3-Dichloropropan	0.00	76	0	N.D.	
52) C155	Dibromochlorometha	0.00	129	0	N.D.	
53) C163	1,2-Dibromoethane	0.00	107	0	N.D.	
54) C215	2-Hexanone	0.00	43	0	N.D.	
55) C235	Chlorobenzene	0.00	112	0	N.D.	
56) C281	1,1,1,2-Tetrachlor	0.00	131	0	N.D.	
57) C240	Ethylbenzene	8.15	91	431	N.D.	
58) C246	m,p-Xylene	0.00	106	0	N.D.	
59) C247	o-Xylene	0.00	106	0	N.D.	
60) C245	Styrene	0.00	104	0	N.D.	
63) C180	Bromoform	0.00	173	0	N.D.	
64) C966	Isopropylbenzene	0.00	105	0	N.D.	
65) C301	Bromobenzene	0.00	156	0	N.D.	
66) C225	1,1,2,2-Tetrachlor	0.00	83	0	N.D.	
67) C282	1,2,3-Trichloropro	0.00	110	0	N.D.	
68) C283	t-1,4-Dichloro-2-B	0.00	53	0	N.D.	
69) C302	n-Propylbenzene	9.09	91	317	N.D.	
70) C303	2-Chlorotoluene	0.00	126	0	N.D.	
71) C289	4-Chlorotoluene	0.00	126	0	N.D.	
72) C304	1,3,5-Trimethylben	0.00	105	0	N.D.	
73) C306	tert-Butylbenzene	0.00	134	0	N.D.	
74) C307	1,2,4-Trimethylben	0.00	105	0	N.D.	
75) C308	sec-Butylbenzene	0.00	105	0	N.D.	
76) C260	1,3-Dichlorobenzen	0.00	146	0	N.D.	
77) C309	4-Isopropyltoluene	0.00	119	0	N.D.	
78) C267	1,4-Dichlorobenzen	0.00	146	0	N.D.	
79) C249	1,2-Dichlorobenzen	0.00	146	0	N.D.	
80) C310	n-Butylbenzene	0.00	91	0	N.D.	
81) C286	1,2-Dibromo-3-Chlo	0.00	75	0	N.D.	
82) C313	1,2,4-Trichloroben	0.00	180	0	N.D.	
83) C316	Hexachlorobutadien	0.00	225	0	N.D.	
84) C314	Naphthalene	11.97	128	1240	N.D.	
85) C934	1,2,3-Trichloroben	0.00	180	0	N.D.	

(#) = qualifier out of range (m) = manual integration (+) = signals summed

Quantitation Report (Not Reviewed)

Data File : H:\GCMS_VOA\T\072009\T3933.D
Acq On : 20 Jul 2009 11:14
Sample : 9G20020-BLK1
Misc :
MS Integration Params: RTEINT.P

Vial: 5
Operator: RJ
Inst : 5975 T
Multiplr: 1.00

Quant Time: Jul 20 11:51:08 2009 Results File: R9G1603-6PT.RES
Quant Method : C:\MSDCHEM\1...\R9G1603-6PT.M (RTE Integrator)
Title : 8260 5ML
Last Update : Mon Jul 20 10:47:51 2009
Response via : Initial Calibration
DataAcq Meth : VOA.M



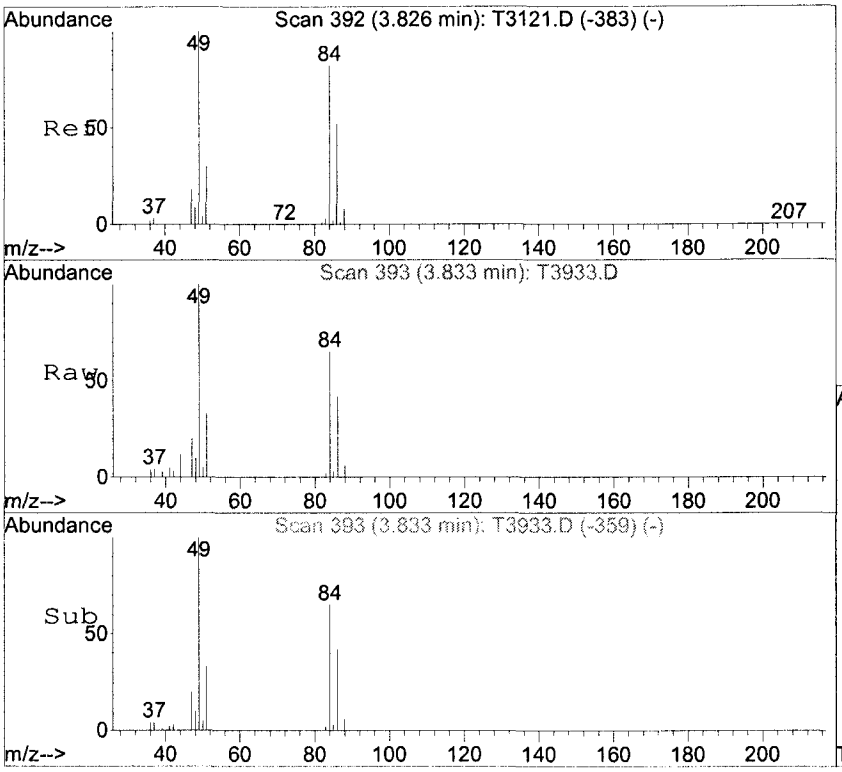

#9
C030 Methylene chloride
Concen: 0.52 ug/L
RT: 3.83 min Scan# 393
Delta R.T. 0.01 min
Lab File: T3933.D
Acq: 20 Jul 2009 11:14

Tgt Ion: 84 Resp: 10239

Ion	Ratio	Lower	Upper
84	100		
86	64.3	43.9	83.9
49	154.0	155.0	195.0#

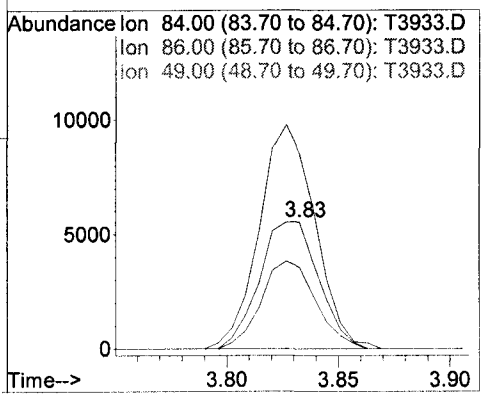

LCS

Form 1
ORGANIC ANALYSIS DATA SHEET
8260B

Laboratory:	TestAmerica Buffalo			SDG:	
Client:	AECOM, Inc. - Amherst, NY			Project:	AECOM, Inc. - Scott Aviation site - NY3A9023
Matrix:	Water	Laboratory ID:	9G19002-BS1	File ID:	T3907.D
Sampled:		Prepared:	07/19/09 11:08	Analyzed:	07/19/09 11:12
Solids:		Preparation:	5030B MS	Initial/Final:	5 mL / 5 mL

Batch: 9G19002 Sequence: RG91902 Calibration: R9G1603 Instrument: HP5975T

CAS NO.	COMPOUND	DILUTION	CONC. (ug/L)	Q
71-55-6	1,1,1-Trichloroethane	1	23.6	
79-34-5	1,1,2,2-Tetrachloroethane	1	24.1	
76-13-1	1,1,2-Trichloro-1,2,2-trifluoroethane	1	21.8	
79-00-5	1,1,2-Trichloroethane	1	23.7	
75-34-3	1,1-Dichloroethane	1	23.0	
75-35-4	1,1-Dichloroethene	1	23.1	
120-82-1	1,2,4-Trichlorobenzene	1	22.0	
96-12-8	1,2-Dibromo-3-chloropropane	1	18.9	
106-93-4	1,2-Dibromoethane	1	23.2	
95-50-1	1,2-Dichlorobenzene	1	22.5	
107-06-2	1,2-Dichloroethane	1	24.4	
78-87-5	1,2-Dichloropropane	1	23.1	
541-73-1	1,3-Dichlorobenzene	1	22.7	
106-46-7	1,4-Dichlorobenzene	1	22.6	
78-93-3	2-Butanone	1	126	
591-78-6	2-Hexanone	1	130	
108-10-1	4-Methyl-2-pentanone	1	130	
67-64-1	Acetone	1	134	
71-43-2	Benzene	1	23.1	
75-27-4	Bromodichloromethane	1	23.8	
75-25-2	Bromoform	1	20.6	
74-83-9	Bromomethane	1	24.8	
75-15-0	Carbon disulfide	1	21.6	
56-23-5	Carbon Tetrachloride	1	23.7	
108-90-7	Chlorobenzene	1	22.6	
75-00-3	Chloroethane	1	31.4	
67-66-3	Chloroform	1	23.4	
74-87-3	Chloromethane	1	21.6	
156-59-2	cis-1,2-Dichloroethene	1	23.6	
10061-01-5	cis-1,3-Dichloropropene	1	24.3	
110-82-7	Cyclohexane	1	23.7	
124-48-1	Dibromochloromethane	1	21.4	
75-71-8	Dichlorodifluoromethane	1	17.1	
100-41-4	Ethylbenzene	1	22.9	
98-82-8	Isopropylbenzene	1	23.4	
79-20-9	Methyl Acetate	1	26.1	
108-87-2	Methylcyclohexane	1	23.5	
75-09-2	Methylene Chloride	1	23.7	
1634-04-4	Methyl-t-Butyl Ether (MTBE)	1	24.5	

LCS

Form 1
ORGANIC ANALYSIS DATA SHEET
8260B

Laboratory:	TestAmerica Buffalo			SDG:	
Client:	AECOM, Inc. - Amherst, NY			Project:	AECOM, Inc. - Scott Aviation site - NY3A9023
Matrix:	Water	Laboratory ID:	9G19002-BS1	File ID:	T3907.D
Sampled:		Prepared:	07/19/09 11:08	Analyzed:	07/19/09 11:12
Solids:		Preparation:	5030B MS	Initial/Final:	5 mL / 5 mL

Batch: 9G19002 Sequence: RG91902 Calibration: R9G1603 Instrument: HP5975T

CAS NO.	COMPOUND	DILUTION	CONC. (ug/L)	Q
100-42-5	Styrene	1	26.1	
127-18-4	Tetrachloroethene	1	22.9	
108-88-3	Toluene	1	22.8	
156-60-5	trans-1,2-Dichloroethene	1	22.9	
10061-02-6	trans-1,3-Dichloropropene	1	24.6	
79-01-6	Trichloroethene	1	23.2	
75-69-4	Trichlorofluoromethane	1	29.2	
75-01-4	Vinyl chloride	1	26.8	
1330-20-7	Xylenes, total	1	68.7	

SYSTEM MONITORING COMPOUND	ADDED (ug/L)	CONC (ug/L)	% REC	QC LIMITS	Q
1,2-Dichloroethane-d4	25.0	25.0	100	66 - 137	
4-Bromofluorobenzene	25.0	24.1	96	73 - 120	
Toluene-d8	25.0	24.4	98	71 - 126	

INTERNAL STANDARD	AREA	RT	REF AREA	REF RT	Q
1,4-Dichlorobenzene-d4	151307	10.07	161871	10.08	
1,4-Difluorobenzene	340650	5.87	365659	5.87	
Chlorobenzene-d5	292821	8.15	313116	8.15	

* Values outside of QC limits

Quantitation Report (QT Reviewed)

Data File : H:\GCMS_VOA\T\071909\T3907.D
Acq On : 19 Jul 2009 11:12
Sample : 9G19002-BS1
Misc :
MS Integration Params: RTEINT.P
Quant Time: Jul 19 11:39:54 2009

Vial: 3
Operator: MF
Inst : 5975 T
Multiplr: 1.00

Results File: R9G1603-6PT.RES

Quant Method : C:\MSDCHEM\1...\R9G1603-6PT.M (RTE Integrator)
Title : 8260 5ML
Last Update : Sun Jul 19 11:41:24 2009
Response via : Initial Calibration
DataAcq Meth : VOA.M
IS QA File : H:\GCMS_VOA\T\071909\T3905.D (19 Jul 2009 10:14)

Internal Standards	R.T.	QIon	Response	Conc Units	Dev(Min) Rcv(Ar)
1) CI10 1,4-Difluorobenzene	5.87	114	340650	25.00 ug/L	0.00 93.16%
43) CI20 Chlorobenzene-D5	8.15	117	292821	25.00 ug/L	0.00 93.52%
62) CI30 1,4-Dichlorobenzene-	10.07	152	151307	25.00 ug/L	0.00 93.47%

System Monitoring Compounds					
30) CS87 Dibromofluoromethane	5.30	111	111609	24.92 ug/L	0.00
Spiked Amount 25.000 Range 70 - 130			Recovery = 99.68%		
31) CS15 1,2-Dichloroethane-D	5.57	65	157849	24.98 ug/L	0.00
Spiked Amount 25.000 Range 66 - 137			Recovery = 99.92%		
44) CS05 Toluene-D8	7.00	98	401105	24.43 ug/L	0.00
Spiked Amount 25.000 Range 71 - 126			Recovery = 97.72%		
61) CS10 p-Bromofluorobenzene	9.11	174	122209	24.07 ug/L	0.00
Spiked Amount 25.000 Range 73 - 120			Recovery = 96.28%		

Target Compounds					Qvalue
2) C290 Dichlorodifluorometh	1.63	85	64429	17.08 ug/L	99
3) C010 Chloromethane	1.85	50	116287	21.60 ug/L	98
4) C020 Vinyl chloride	1.98	62	103133	26.76 ug/L	96
5) C015 Bromomethane	2.38	94	27175	24.79 ug/L	98
6) C025 Chloroethane	2.50	64	44733	31.38 ug/L	98
7) C275 Trichlorofluorometha	2.78	101	111497	29.17 ug/L	99
8) C045 1,1-Dichloroethene	3.33	96	90927	23.08 ug/L	96
9) C030 Methylene chloride	3.83	84	111906	23.73 ug/L #	89
10) C040 Carbon disulfide	3.55	76	252935	21.57 ug/L	97
11) C036 Acrolein	3.27	56	210036	326.05 ug/L	100
12) C038 Acrylonitrile	4.07	53	316472	133.29 ug/L	98
13) C035 Acetone	3.42	43	294403	133.51 ug/L	89
14) C300 Acetonitrile	3.72	41	874203	1125.01 ug/L	99
15) C276 Iodomethane	3.49	142	124441	20.13 ug/L	94
16) C291 1,1,2 Trichloro-1,2,	3.32	101	75382	21.82 ug/L	91
17) C962 T-butyl Methyl Ether	4.03	73	329885	24.46 ug/L	93
18) C057 trans-1,2-Dichloroet	4.06	96	103714	22.92 ug/L	98
19) C255 Methyl Acetate	3.72	43	219827	26.10 ug/L	100
20) C050 1,1-Dichloroethane	4.43	63	206892	22.96 ug/L	97
21) C125 Vinyl Acetate	4.46	43	1373959	126.02 ug/L	99
22) C051 2,2-Dichloropropane	4.90	77	109860	24.28 ug/L	93
23) C056 cis-1,2-Dichloroethe	4.92	96	115000	23.60 ug/L	98
24) C272 Tetrahydrofuran	5.14	42	311366	125.50 ug/L	95
25) C222 Bromochloromethane	5.12	128	58111	23.99 ug/L #	78
26) C060 Chloroform	5.17	83	195786	23.43 ug/L	98
27) C115 1,1,1-Trichloroethan	5.30	97	151635	23.59 ug/L	93
28) C120 Carbon tetrachloride	5.42	117	131648	23.72 ug/L	98
29) C116 1,1-Dichloropropene	5.42	75	154311	23.61 ug/L	98
32) C165 Benzene	5.59	78	427050	23.11 ug/L	99
33) C065 1,2-Dichloroethane	5.63	62	192669	24.36 ug/L	91
34) C110 2-Butanone	4.92	43	477050	125.91 ug/L	99
35) C256 Cyclohexane	5.32	56	202877	23.67 ug/L	93
36) C150 Trichloroethene	6.08	95	112805	23.24 ug/L #	80
37) C140 1,2-Dichloropropane	6.27	63	116361	23.08 ug/L	93
38) C278 Dibromomethane	6.38	93	72742	23.67 ug/L #	83

Quantitation Report (QT Reviewed)

Data File : H:\GCMS_VOA\T\071909\T3907.D
Acq On : 19 Jul 2009 11:12
Sample : 9G19002-BS1
Misc :
MS Integration Params: RTEINT.P
Quant Time: Jul 19 11:39:54 2009

Vial: 3
Operator: MF
Inst : 5975 T
Multiplr: 1.00

Results File: R9G1603-6PT.RES

Quant Method : C:\MSDCHEM\1...\R9G1603-6PT.M (RTE Integrator)
Title : 8260 5ML
Last Update : Sun Jul 19 11:41:24 2009
Response via : Initial Calibration
DataAcq Meth : VOA.M
IS QA File : H:\GCMS_VOA\T\071909\T3905.D (19 Jul 2009 10:14)

Internal Standards		R.T.	QIon	Response	Conc Units		Dev(Min) Rcv(Ar)
39) C130	Bromodichloromethane	6.48	83	127240	23.82 ug/L		100
40) C161	2-Chloroethylvinyl E	6.68	63	361678	122.74 ug/L		96
41) C012	Methylcycolhexane	6.20	83	188787	23.47 ug/L		84
42) C145	cis-1,3-Dichloroprop	6.81	75	160647	24.30 ug/L		96
45) C230	Toluene	7.06	92	254528	22.84 ug/L		97
46) C170	trans-1,3-Dichloropr	7.24	75	150983	24.59 ug/L		98
47) C284	Ethyl Methacrylate	7.25	69	164481	24.22 ug/L	#	82
48) C160	1,1,2-Trichloroethan	7.39	83	84841	23.68 ug/L		97
49) C210	4-Methyl-2-pentanone	6.91	43	979021	130.34 ug/L		97
50) C220	Tetrachloroethene	7.48	166	120121	22.93 ug/L		99
51) C221	1,3-Dichloropropane	7.53	76	176579	22.74 ug/L		99
52) C155	Dibromochloromethane	7.72	129	86222	21.41 ug/L		96
53) C163	1,2-Dibromoethane	7.82	107	104461	23.21 ug/L		96
54) C215	2-Hexanone	7.55	43	704338	129.53 ug/L		98
55) C235	Chlorobenzene	8.18	112	284464	22.59 ug/L		88
56) C281	1,1,1,2-Tetrachloroe	8.24	131	91892	23.81 ug/L		96
57) C240	Ethylbenzene	8.23	91	488368	22.89 ug/L		99
58) C246	m,p-Xylene	8.33	106	380679	45.83 ug/L		98
59) C247	o-Xylene	8.65	106	184195	22.88 ug/L		99
60) C245	Styrene	8.67	104	296998	26.10 ug/L		96
63) C180	Bromoform	8.87	173	54031	20.57 ug/L		99
64) C966	Isopropylbenzene	8.94	105	479787	23.37 ug/L		93
65) C301	Bromobenzene	9.25	156	121609	22.71 ug/L	#	87
66) C225	1,1,2,2-Tetrachloroe	9.23	83	140310	24.12 ug/L		92
67) C282	1,2,3-Trichloropropa	9.27	110	41062	21.35 ug/L		100
68) C283	t-1,4-Dichloro-2-But	9.26	53	114308	82.95 ug/L	#	42
69) C302	n-Propylbenzene	9.28	91	571785	22.52 ug/L		94
70) C303	2-Chlorotoluene	9.39	126	110369	22.53 ug/L		100
71) C289	4-Chlorotoluene	9.47	126	109969	22.49 ug/L		100
72) C304	1,3,5-Trimethylbenze	9.42	105	401371	22.88 ug/L		82
73) C306	tert-Butylbenzene	9.87	134	99728	24.62 ug/L		100
74) C307	1,2,4-Trimethylbenze	9.74	105	397788	23.15 ug/L		100
75) C308	sec-Butylbenzene	9.87	105	498600	24.78 ug/L		93
76) C260	1,3-Dichlorobenzene	10.02	146	218038	22.68 ug/L		93
77) C309	4-Isopropyltoluene	9.99	119	390934	22.30 ug/L		89
78) C267	1,4-Dichlorobenzene	10.09	146	220715	22.63 ug/L		93
79) C249	1,2-Dichlorobenzene	10.42	146	210059	22.48 ug/L		95
80) C310	n-Butylbenzene	10.34	91	373470	22.48 ug/L		91
81) C286	1,2-Dibromo-3-Chloro	11.10	75	20421	18.93 ug/L	#	55
82) C313	1,2,4-Trichlorobenze	11.76	180	143116	21.96 ug/L		100
83) C316	Hexachlorobutadiene	11.87	225	75959	21.61 ug/L		100
84) C314	Naphthalene	11.97	128	324331	21.82 ug/L		100
85) C934	1,2,3-Trichlorobenze	12.18	180	129825	21.74 ug/L		99

(#) = qualifier out of range (m) = manual integration (+) = signals summed

Quantitation Report (QT Reviewed)

Data File : H:\GCMS_VOA\T\071909\T3907.D
Acq On : 19 Jul 2009 11:12
Sample : 9G19002-BS1
Misc :
MS Integration Params: RTEINT.P

Vial: 3
Operator: MF
Inst : 5975 T
Multiplr: 1.00

Quant Time: Jul 19 11:39:54 2009 Results File: R9G1603-6PT.RES
Quant Method : C:\MSDCHEM\1...\R9G1603-6PT.M (RTE Integrator)
Title : 8260 5ML
Last Update : Sun Jul 19 11:41:24 2009
Response via : Initial Calibration
DataAcq Meth : VOA.M



LCS

Form 1
ORGANIC ANALYSIS DATA SHEET
8260B

Laboratory:	TestAmerica Buffalo			SDG:	
Client:	AECOM, Inc. - Amherst, NY			Project:	AECOM, Inc. - Scott Aviation site - NY3A9023
Matrix:	Water	Laboratory ID:	9G20020-BS1	File ID:	T3931.D
Sampled:		Prepared:	07/20/09 09:51	Analyzed:	07/20/09 10:25
Solids:		Preparation:	5030B MS	Initial/Final:	5 mL / 5 mL

Batch: 9G20020 Sequence: RG92002 Calibration: R9G1603 Instrument: HP5975T

CAS NO.	COMPOUND	DILUTION	CONC. (ug/L)	Q
71-55-6	1,1,1-Trichloroethane	1	24.8	
79-34-5	1,1,2,2-Tetrachloroethane	1	24.9	
76-13-1	1,1,2-Trichloro-1,2,2-trifluoroethane	1	23.7	
79-00-5	1,1,2-Trichloroethane	1	24.4	
75-34-3	1,1-Dichloroethane	1	24.6	
75-35-4	1,1-Dichloroethene	1	25.0	
120-82-1	1,2,4-Trichlorobenzene	1	23.8	
96-12-8	1,2-Dibromo-3-chloropropane	1	20.3	
106-93-4	1,2-Dibromoethane	1	24.0	
95-50-1	1,2-Dichlorobenzene	1	23.6	
107-06-2	1,2-Dichloroethane	1	25.4	
78-87-5	1,2-Dichloropropane	1	24.0	
541-73-1	1,3-Dichlorobenzene	1	23.8	
106-46-7	1,4-Dichlorobenzene	1	23.9	
78-93-3	2-Butanone	1	128	
591-78-6	2-Hexanone	1	133	
108-10-1	4-Methyl-2-pentanone	1	135	
67-64-1	Acetone	1	138	
71-43-2	Benzene	1	24.2	
75-27-4	Bromodichloromethane	1	24.6	
75-25-2	Bromoform	1	20.6	
74-83-9	Bromomethane	1	35.4	
75-15-0	Carbon disulfide	1	22.2	
56-23-5	Carbon Tetrachloride	1	25.3	
108-90-7	Chlorobenzene	1	23.5	
75-00-3	Chloroethane	1	29.9	
67-66-3	Chloroform	1	24.8	
74-87-3	Chloromethane	1	23.4	
156-59-2	cis-1,2-Dichloroethene	1	24.8	
10061-01-5	cis-1,3-Dichloropropene	1	25.1	
110-82-7	Cyclohexane	1	24.5	
124-48-1	Dibromochloromethane	1	22.1	
75-71-8	Dichlorodifluoromethane	1	19.3	
100-41-4	Ethylbenzene	1	24.1	
98-82-8	Isopropylbenzene	1	24.5	
79-20-9	Methyl Acetate	1	27.3	
108-87-2	Methylcyclohexane	1	24.2	
75-09-2	Methylene Chloride	1	25.7	B
1634-04-4	Methyl-t-Butyl Ether (MTBE)	1	26.2	

LCS

Form 1
ORGANIC ANALYSIS DATA SHEET
8260B

Laboratory:	TestAmerica Buffalo			SDG:	
Client:	AECOM, Inc. - Amherst, NY			Project:	AECOM, Inc. - Scott Aviation site - NY3A9023
Matrix:	Water	Laboratory ID:	9G20020-BS1	File ID:	T3931.D
Sampled:		Prepared:	07/20/09 09:51	Analyzed:	07/20/09 10:25
Solids:		Preparation:	5030B MS	Initial/Final:	5 mL / 5 mL

Batch: 9G20020 Sequence: RG92002 Calibration: R9G1603 Instrument: HP5975T

CAS NO.	COMPOUND	DILUTION	CONC. (ug/L)	Q
100-42-5	Styrene	1	27.1	
127-18-4	Tetrachloroethene	1	23.8	
108-88-3	Toluene	1	23.6	
156-60-5	trans-1,2-Dichloroethene	1	24.2	
10061-02-6	trans-1,3-Dichloropropene	1	25.4	
79-01-6	Trichloroethene	1	24.0	
75-69-4	Trichlorofluoromethane	1	29.9	
75-01-4	Vinyl chloride	1	28.8	
1330-20-7	Xylenes, total	1	72.1	

SYSTEM MONITORING COMPOUND	ADDED (ug/L)	CONC (ug/L)	% REC	QC LIMITS	Q
1,2-Dichloroethane-d4	25.0	25.2	101	66 - 137	
4-Bromofluorobenzene	25.0	23.7	95	73 - 120	
Toluene-d8	25.0	24.4	98	71 - 126	

INTERNAL STANDARD	AREA	RT	REF AREA	REF RT	Q
1,4-Dichlorobenzene-d4	145316	10.07	154153	10.07	
1,4-Difluorobenzene	328474	5.87	349669	5.87	
Chlorobenzene-d5	278781	8.16	297653	8.16	

* Values outside of QC limits

Quantitation Report (Not Reviewed)

Data File : H:\GCMS_VOA\T\072009\T3931.D
Acq On : 20 Jul 2009 10:25
Sample : 9G20020-BS1
Misc :
MS Integration Params: RTEINT.P
Quant Time: Jul 20 10:46:50 2009

Vial: 3
Operator: RJ
Inst : 5975 T
Multiplr: 1.00

Results File: R9G1603-6PT.RES

Quant Method : C:\MSDCHEM\1...\R9G1603-6PT.M (RTE Integrator)
Title : 8260 5ML
Last Update : Mon Jul 20 10:47:51 2009
Response via : Initial Calibration
DataAcq Meth : VOA.M
IS QA File : H:\GCMS_VOA\T\072009\T3930.D (20 Jul 2009 10:00)

Internal Standards	R.T.	QIon	Response	Conc	Units	Dev(Min) Rcv(Ar)
1) CI10 1,4-Difluorobenzene	5.87	114	328474	25.00	ug/L	0.00 93.94%
43) CI20 Chlorobenzene-D5	8.16	117	278781	25.00	ug/L	0.00 93.66%
62) CI30 1,4-Dichlorobenzene-	10.07	152	145316	25.00	ug/L	0.00 94.27%

System Monitoring Compounds

30) CS87 Dibromofluoromethane	5.30	111	109164	25.28	ug/L	0.00
Spiked Amount 25.000 Range 70 - 130 Recovery = 101.12%						
31) CS15 1,2-Dichloroethane-D	5.57	65	153798	25.24	ug/L	0.00
Spiked Amount 25.000 Range 66 - 137 Recovery = 100.96%						
44) CS05 Toluene-D8	7.00	98	382155	24.45	ug/L	0.00
Spiked Amount 25.000 Range 71 - 126 Recovery = 97.80%						
61) CS10 p-Bromofluorobenzene	9.11	174	114664	23.72	ug/L	0.00
Spiked Amount 25.000 Range 73 - 120 Recovery = 94.88%						

Target Compounds

							Qvalue
2) C290 Dichlorodifluorometh	1.63	85	70085	19.27	ug/L		95
3) C010 Chloromethane	1.85	50	120997	23.45	ug/L		99
4) C020 Vinyl chloride	1.98	62	107096	28.82	ug/L		96
5) C015 Bromomethane	2.38	94	37477	35.45	ug/L		95
6) C025 Chloroethane	2.50	64	41087	29.89	ug/L		98
7) C275 Trichlorofluorometha	2.78	101	110270	29.91	ug/L		99
8) C045 1,1-Dichloroethene	3.33	96	94981	25.00	ug/L		98
9) C030 Methylene chloride	3.83	84	115982	25.67	ug/L		93
10) C040 Carbon disulfide	3.55	76	251043	22.20	ug/L		97
11) C036 Acrolein	3.27	56	200789	323.25	ug/L		100
12) C038 Acrylonitrile	4.07	53	318121	138.95	ug/L		97
13) C035 Acetone	3.42	43	292889	137.75	ug/L	#	88
14) C300 Acetonitrile	3.72	41	865509	1155.11	ug/L		99
15) C276 Iodomethane	3.49	142	125460	21.05	ug/L		95
16) C291 1,1,2 Trichloro-1,2,	3.32	101	79003	23.72	ug/L		90
17) C962 T-butyl Methyl Ether	4.03	73	340036	26.15	ug/L		93
18) C057 trans-1,2-Dichloroet	4.06	96	105782	24.25	ug/L		97
19) C255 Methyl Acetate	3.72	43	221461	27.27	ug/L		99
20) C050 1,1-Dichloroethane	4.43	63	213379	24.56	ug/L		98
21) C125 Vinyl Acetate	4.46	43	1386344	131.86	ug/L		99
22) C051 2,2-Dichloropropane	4.90	77	113496	26.02	ug/L		97
23) C056 cis-1,2-Dichloroethe	4.92	96	116754	24.85	ug/L		96
24) C272 Tetrahydrofuran	5.14	42	309164	129.23	ug/L		96
25) C222 Bromochloromethane	5.12	128	58453	25.03	ug/L	#	76
26) C060 Chloroform	5.17	83	199829	24.80	ug/L		99
27) C115 1,1,1-Trichloroethan	5.30	97	153829	24.81	ug/L		95
28) C120 Carbon tetrachloride	5.42	117	135605	25.34	ug/L		97
29) C116 1,1-Dichloropropene	5.42	75	159041	25.24	ug/L		97
32) C165 Benzene	5.59	78	431821	24.23	ug/L		100
33) C065 1,2-Dichloroethane	5.63	62	193763	25.41	ug/L		91
34) C110 2-Butanone	4.92	43	466609	127.72	ug/L		100
35) C256 Cyclohexane	5.32	56	202581	24.52	ug/L		92
36) C150 Trichloroethene	6.08	95	112208	23.97	ug/L	#	83
37) C140 1,2-Dichloropropane	6.27	63	116946	24.05	ug/L		93
38) C278 Dibromomethane	6.38	93	72706	24.53	ug/L	#	83

Quantitation Report (Not Reviewed)

Data File : H:\GCMS_VOA\T\072009\T3931.D
Acq On : 20 Jul 2009 10:25
Sample : 9G20020-BS1
Misc :
MS Integration Params: RTEINT.P
Quant Time: Jul 20 10:46:50 2009

Vial: 3
Operator: RJ
Inst : 5975 T
Multiplr: 1.00

Results File: R9G1603-6PT.RES

Quant Method : C:\MSDCHEM\1...\R9G1603-6PT.M (RTE Integrator)
Title : 8260 5ML
Last Update : Mon Jul 20 10:47:51 2009
Response via : Initial Calibration
DataAcq Meth : VOA.M
IS QA File : H:\GCMS_VOA\T\072009\T3930.D (20 Jul 2009 10:00)

Internal Standards		R.T.	QIon	Response	Conc Units		Dev(Min) Rcv(Ar)
39) C130	Bromodichloromethane	6.49	83	126645	24.59 ug/L		98
40) C161	2-Chloroethylvinyl E	6.68	63	392916	138.29 ug/L		96
41) C012	Methylcycolhexane	6.20	83	187456	24.17 ug/L		84
42) C145	cis-1,3-Dichloroprop	6.81	75	160192	25.13 ug/L		98
45) C230	Toluene	7.06	92	250738	23.63 ug/L		97
46) C170	trans-1,3-Dichloropr	7.24	75	148377	25.38 ug/L		100
47) C284	Ethyl Methacrylate	7.25	69	160421	24.81 ug/L	#	82
48) C160	1,1,2-Trichloroethan	7.39	83	83316	24.43 ug/L		97
49) C210	4-Methyl-2-pentanone	6.91	43	967572	135.31 ug/L		98
50) C220	Tetrachloroethene	7.48	166	118484	23.76 ug/L		99
51) C221	1,3-Dichloropropane	7.53	76	174635	23.63 ug/L		97
52) C155	Dibromochloromethane	7.72	129	84969	22.09 ug/L		96
53) C163	1,2-Dibromoethane	7.82	107	102672	23.96 ug/L		96
54) C215	2-Hexanone	7.55	43	690419	133.37 ug/L		97
55) C235	Chlorobenzene	8.18	112	281777	23.50 ug/L		87
56) C281	1,1,1,2-Tetrachloroe	8.24	131	91634	24.93 ug/L		98
57) C240	Ethylbenzene	8.23	91	489464	24.10 ug/L		99
58) C246	m,p-Xylene	8.33	106	378997	47.93 ug/L		98
59) C247	o-Xylene	8.65	106	185469	24.20 ug/L		97
60) C245	Styrene	8.67	104	293327	27.07 ug/L		93
63) C180	Bromoform	8.87	173	51847	20.55 ug/L		97
64) C966	Isopropylbenzene	8.94	105	483862	24.54 ug/L		92
65) C301	Bromobenzene	9.25	156	121522	23.63 ug/L		90
66) C225	1,1,2,2-Tetrachloroe	9.23	83	139042	24.89 ug/L		95
67) C282	1,2,3-Trichloropropa	9.27	110	41183	22.30 ug/L		100
68) C283	t-1,4-Dichloro-2-But	9.26	53	104846	80.11 ug/L	#	47
69) C302	n-Propylbenzene	9.28	91	575349	23.59 ug/L		94
70) C303	2-Chlorotoluene	9.38	126	110500	23.49 ug/L		100
71) C289	4-Chlorotoluene	9.47	126	108595	23.12 ug/L		100
72) C304	1,3,5-Trimethylbenze	9.41	105	405221	24.06 ug/L		84
73) C306	tert-Butylbenzene	9.87	134	101880	26.19 ug/L		100
74) C307	1,2,4-Trimethylbenze	9.73	105	403596	24.46 ug/L		99
75) C308	sec-Butylbenzene	9.87	105	509993	26.39 ug/L		95
76) C260	1,3-Dichlorobenzene	10.01	146	219376	23.76 ug/L		93
77) C309	4-Isopropyltoluene	9.99	119	400126	23.77 ug/L		89
78) C267	1,4-Dichlorobenzene	10.09	146	224153	23.93 ug/L		93
79) C249	1,2-Dichlorobenzene	10.42	146	212185	23.64 ug/L		96
80) C310	n-Butylbenzene	10.34	91	389451	24.40 ug/L		89
81) C286	1,2-Dibromo-3-Chloro	11.09	75	21098	20.26 ug/L	#	50
82) C313	1,2,4-Trichlorobenze	11.75	180	148727	23.76 ug/L		99
83) C316	Hexachlorobutadiene	11.86	225	77640	23.00 ug/L		96
84) C314	Naphthalene	11.97	128	347312	24.32 ug/L		100
85) C934	1,2,3-Trichlorobenze	12.17	180	137674	24.00 ug/L		99

(#) = qualifier out of range (m) = manual integration (+) = signals summed

Quantitation Report (Not Reviewed)

Data File : H:\GCMS_VOA\T\072009\T3931.D
Acq On : 20 Jul 2009 10:25
Sample : 9G20020-BS1
Misc :
MS Integration Params: RTEINT.P

Vial: 3
Operator: RJ
Inst : 5975 T
Multiplr: 1.00

Quant Time: Jul 20 10:46:50 2009 Results File: R9G1603-6PT.RES
Quant Method : C:\MSDCHEM\1...\R9G1603-6PT.M (RTE Integrator)
Title : 8260 5ML
Last Update : Mon Jul 20 10:47:51 2009
Response via : Initial Calibration
DataAcq Meth : VOA.M



HOLDING TIME SUMMARY
8260B

Laboratory: TestAmerica Buffalo
SDG: DRAFT
Client: AECOM, Inc. - Amherst, NY
Project: AECOM, Inc. - Scott Aviation site - NY3A9023

Sample Name	Date Collected	Date Received	Date Prepared	Days to Prep	Max Days to Prep	Date Analyzed	Days to Analysis	Max Days to Analysis	Q
EFFLUENT	07/14/09 16:30	07/15/09 07:52	07/19/09 11:08	5	14	07/19/09 19:20	5	14	
INFLUENT	07/14/09 16:30	07/15/09 07:52	07/19/09 11:08	5	14	07/19/09 19:45	5	14	
INFLUENT	07/14/09 16:30	07/15/09 07:52	07/20/09 09:51	6	14	07/20/09 15:51	6	14	
TRIP BLANK	07/14/09 00:00	07/15/09 07:52	07/19/09 11:08	5	14	07/19/09 20:09	5	14	

PREPARATION BENCH SHEET

9G19002

TestAmerica Buffalo

'rinted: 7/29/2009 1:20:57PM

Matrix: Water **Prepared using: GCMS Volatiles - 5030B MS** **Surrogate used: 9070346**

Lab Number	Analysis	Prepared	Initial (mL)	Final (mL)	Spike ID	Source ID	ul Spike	ul Surrogate	Bar Code	Extraction Comments
9G19002-BLK1	QC	07/19/09 11:08	5	5				1		
9G19002-BS1	QC	07/19/09 11:08	5	5	9061680		5000	1		
9G19002-MS1	QC	07/19/09 11:08	5	5	9070844	RSG0417-01	5000	1		
9G19002-MSD1	QC	07/19/09 11:08	5	5	9070844	RSG0417-01	5000	1		
RSG0400-01	8260 TCLP	07/19/09 11:08	5	5				100		A00043,
RSG0400-02	8260 TCLP	07/19/09 11:08	5	5				100		A00043,
RSG0400-04	8260 TCLP	07/19/09 11:08	5	5				100		A00043,
RSG0400-04RE	8260	07/19/09 11:08	5	5				1		Re-extract added 7/18/2009 by P
RSG0400-05	8260 TCLP	07/19/09 11:08	5	5				100		A00043,
RSG0400-05RE	8260	07/19/09 11:08	5	5				1		Re-extract added 7/18/2009 by P
RSG0417-01	8260	07/19/09 11:08	5	5				1		A00039,AL01,MS/MSD
RSG0417-01	8260 TCL4.3	07/19/09 11:08	5	5				1		Added for BatchQC in: 9G19002
RSG0417-01	8260 TCLP	07/19/09 11:08	5	5				1		Added for BatchQC in: 9G19002
RSG0417-04	8260	07/19/09 11:08	5	5				1		A00039,AL01
RSG0417-05	8260	07/19/09 11:08	5	5				1		A00039,AL01
RSG0436-02	8260 TCL4.3	07/19/09 11:08	5	5				1		
RSG0533-01	8260 TCL4.3	07/19/09 11:08	5	5				1		A00039, COMP 8 VOAS
RSG0533-02	8260 TCL4.3	07/19/09 11:08	5	5				1		A00039, COMP 8 VOAS
RSG0533-03	8260 TCL4.3	07/19/09 11:08	5	5				1		A00039,
RSG0630-05RE	8260	07/19/09 11:08	5	5				1		Re-extract added 7/18/2009 by M
RSG0630-06RE	8260	07/19/09 11:08	5	5				1		Re-extract added 7/18/2009 by M
RSG0630-07	8260	07/19/09 11:08	5	5				1		A00039,

145/186

Spiking Witnessed By Date

Preparation Reviewed By Date

Extracts Received By Date

PREPARATION BENCH SHEET

9G19002

TestAmerica Buffalo

'rinted: 7/29/2009 1:20:57PM

Matrix: Water **Prepared using: GCMS Volatiles - 5030B MS** **Surrogate used: 9070346**

Lab Number	Analysis	Prepared	Initial (mL)	Final (mL)	Spike ID	Source ID	ul Spike	ul Surrogate	Bar Code	Extraction Comments

146/186

Spiking Witnessed By Date

Preparation Reviewed By Date

Extracts Received By Date

PREPARATION BENCH SHEET

9G19002

TestAmerica Buffalo

'rinted: 7/29/2009 1:21:27PM

Matrix: Water **Prepared using: GCMS Volatiles - 5030B MS** **Surrogate used: 9070346**

Lab Number	Analysis	Prepared	Initial (mL)	Final (mL)	Spike ID	Source ID	ul Spike	ul Surrogate	Bar Code	Extraction Comments
9G19002-BLK1	QC	07/19/09 11:08	5	5				1		
9G19002-BS1	QC	07/19/09 11:08	5	5	9061680		5000	1		
9G19002-MS1	QC	07/19/09 11:08	5	5	9070844	RSG0417-01	5000	1		
9G19002-MSD1	QC	07/19/09 11:08	5	5	9070844	RSG0417-01	5000	1		
RSG0400-01	8260 TCLP	07/19/09 11:08	5	5				100		A00043,
RSG0400-02	8260 TCLP	07/19/09 11:08	5	5				100		A00043,
RSG0400-04	8260 TCLP	07/19/09 11:08	5	5				100		A00043,
RSG0400-04RE	8260	07/19/09 11:08	5	5				1		Re-extract added 7/18/2009 by P
RSG0400-05	8260 TCLP	07/19/09 11:08	5	5				100		A00043,
RSG0400-05RE	8260	07/19/09 11:08	5	5				1		Re-extract added 7/18/2009 by P
RSG0417-01	8260	07/19/09 11:08	5	5				1		A00039,AL01,MS/MSD
RSG0417-01	8260 TCL4.3	07/19/09 11:08	5	5				1		Added for BatchQC in: 9G19002
RSG0417-01	8260 TCLP	07/19/09 11:08	5	5				1		Added for BatchQC in: 9G19002
RSG0417-04	8260	07/19/09 11:08	5	5				1		A00039,AL01
RSG0417-05	8260	07/19/09 11:08	5	5				1		A00039,AL01
RSG0436-02	8260 TCL4.3	07/19/09 11:08	5	5				1		
RSG0533-01	8260 TCL4.3	07/19/09 11:08	5	5				1		A00039, COMP 8 VOAS
RSG0533-02	8260 TCL4.3	07/19/09 11:08	5	5				1		A00039, COMP 8 VOAS
RSG0533-03	8260 TCL4.3	07/19/09 11:08	5	5				1		A00039,
RSG0630-05RE	8260	07/19/09 11:08	5	5				1		Re-extract added 7/18/2009 by M
RSG0630-06RE	8260	07/19/09 11:08	5	5				1		Re-extract added 7/18/2009 by M
RSG0630-07	8260	07/19/09 11:08	5	5				1		A00039,

147/186

Spiking Witnessed By Date

Preparation Reviewed By Date

Extracts Received By Date

PREPARATION BENCH SHEET

9G19002

TestAmerica Buffalo

'rinted: 7/29/2009 1:21:27PM

Matrix: Water **Prepared using: GCMS Volatiles - 5030B MS** **Surrogate used: 9070346**

Lab Number	Analysis	Prepared	Initial (mL)	Final (mL)	Spike ID	Source ID	ul Spike	ul Surrogate	Bar Code	Extraction Comments

148/186

Spiking Witnessed By Date

Preparation Reviewed By Date

Extracts Received By Date

GC/MS VOLATILE INJECTION LOG

Logbook # A09-02-13

Date	Time	Analyst	File #	Sample ID	Job#	Inj. Vol.	Ext. Wt	D.F.
7/14/09	1421	LH	T3848	RSG0390-05(E)	G0390	5uL	7	5
	1445		T3849	06				5
	1509		T3850	07				5
	1534		T3851	08				1
	1558		T3852	09				1
	1622		T3853	10(E)				5
	1646		T3854	11				4
	1710		T3855	RSG0404-01	G0404			1
	1734		T3856	02				1
	1758		T3857	03				1
	1822		T3858	04				1
	1846		T3859	9G14013-MS1				5
	1910		T3860	-SD1				5
			T3861					
				RJ 7/16/09				
7/16/09	1224	RJ	T3861	RG91610-TUN1	—	1uL	—	—
	—		T3862	-CAL1	ICAL			
	1311		T3863	-CAL1				
	1336		T3864	CAL2				
	1400		T3865	CAL3				
	1424		T3866	CAL4				
	1448		T3867	CAL5				
	1512		T3868	CAL6				
	—		T3869	IBLK	—			
	1605		T3870	SCV1	QC			
	—		T3871	IBLK	—			
	—		T3872	CAL7 not used	ICAL			
	1736		T3873	CAL7				
	1800		T3874	CAL8				
	1825		T3875	CAL9				
	1849		T3876	CALA				
	1913		T3877	CALB				
	1937		T3878	CALC				

REVIEWED BY_____ PAGE 000062

GC/MS VOLATILE INJECTION LOG

Logbook # A09-02-13

STD #	IS/SS MIX #	ReRun?	pH <2	Comments
	9070210	Y	X	@20X
	9070347		X	
			X	
			X	
			X	
			X	
			X	
			X	
			X	
			X	
			X	
9061680			X	7/14/09 ~~9G1440~~ RSG0390-10
			X	
				Source cleaned - see log book
9060120				PASS
9070774				PASS
RJ 7/16/09	9070210			
9070775	9070347			
9070776				
9070777				RG91603 6pt.
9070778				
9070779				
9070790				
9070781				
9070783				
9070784				
9070785				RG91603ADD - 6pt
9070788				
9070789				

REVIEWED BY_____ PAGE 000063

GC/MS VOLATILE INJECTION LOG
Logbook # A09-02-13

Date	Time	Analyst	File #	Sample ID	Job#	Inj. Vol.	Ext. Wt.	D.F.
7/17/09	1158	RJ	T3884	RSG0474-01	G0474	5mL	—	1
	1222		T3885	02				1
	1246		T3886	03				1
	1310		T3887	04				1
	1334		T3888	05				1
	1359		T3889	06				1
	1423		T3890	07				1
	1447		T3891	08				1
	1511		T3892	09				1
	1535		T3893	10				1
	1559		T3894	RSG0476-01	G0476			1
	1624		T3895	02				1
	1648		T3896	03				1
	1712		T3897	RS7 MS/MSD 04				1
	1736		T3898	9G17035- 05 MS1				1
	1800		T3899	06 MSD1				1
	1824		T3900	07				1
	1849		T3901	08				1
	1913		T3902	09				1
	1937		T3903	10				1
7/19/09	0950	MF	T3904	RG91902-TUN1	QC	1uL	—	—
	1014		T3905	CCV1		5mL		
	1048		T3906	CCV2				
	1112		T3907	9G19002-BS1				
	1136		T3908	BLK1				
	1231		T3909	RSG0630-05REI	RSG0630			10
	1255		T3910	06REI				50
	1320		T3911	07				1
	1343		T3912	RSG0400-04REI 1:5	RSG0400			4000
	1407		T3913	05REI				4000
	1432		T3914	RSG0417-01	RSG0417			1
	1456		T3915	9G19002-MS1				1
	1520		T3916	MSD1				1
	1544		T3917	RSG0417-04				1
	1608		T3918	05				1
	1632		T3919	RSG0400-01 TCLP	RSG0400			10
	1656		T3920	02				10
	1721		T3921	03				10

REVIEWED BY_____ PAGE 000064

GC/MS VOLATILE INJECTION LOG
Logbook # A09-02-13

STD #	IS/SS MIX #	ReRun?	pH <2	Comments
	9070201		✓	
	9070347		✓	
			✓	
			✓	
			✓	
			✓	
			✓	
			✓	
			✓	
			✓	
			✓	
			✓	
			✓	
9070844			✓	
			✓	
			✓	
			✓	
			✓	
			✓	
9060120				
9070842	9070219/9070347			R9G1603 (8260)
9070843				R9G1603A00 (8260 A00)
9061680				
			X	
			X	
			X 25 1/50/50	
			X4	
			X4	
			X	
9070844			X	
			X	
			X	
			X	
		Y	12	RE1@ 80X F.D.
			X	
		Y	X	DF1

REVIEWED BY_____ PAGE 000065

GC/MS VOLATILE INJECTION LOG

Logbook # A09-02-13

Date	Time	Analyst	File #	Sample ID	Job#	Inj. Vol.	Ext. Wt.	D.F.
7/19/09	1745	MF	T3922	RSG0400-04 TCLP	RSG0400	5mL	1	10
	1809		T3923	05				10
	1833		T3924	RSG0436-01	RSG0436			1
	1856		T3925	02				1
	1920		T3926	RSG0533-01 Comp	RSG0533			1
	1945		T3927	02				1
	2007		T3928	03				1

REVIEWED BY_____ PAGE 000066

GC/MS VOLATILE INJECTION LOG

Logbook # A09-02-13

STD #	IS/SS MIX #	Rerun?	pH <2	Comments
	9070210/9070347	Y	Y	F.O RE1@25DX
		Y	X	RE1@400X
		Y	X	C/O DF1
			X	
			X	
		Y	X	RE1@8X
			X	

REVIEWED BY_____ PAGE 000067

GC/MS VOLATILE INJECTION LOG

Logbook # A09-02-13

Date	Time	Analyst	File #	Sample ID	Job#	Inj. Vol.	Ext. Wt.	D.F.
7/19/09	1745	MF	T3922	RSG0400-04 TCLP	RSG0400	5mL	—	10
	1809		T3923	05 ⊥	⊥			10
	1833		T3924	RSG0436-01	RSG0436			1
	1856		T3925	02	⊥			1
	1920		T3926	RSG0533-01 Comp	RSG0533			1
	1945		T3927	02 ⊥				1
	2009	⊥	T3928	03	⊥			1
7/20/09	0938	RJ	T3929	RG92002-TUN1	—	1mL	—	-
	1000		T3930	-CCV1	QC	5mL	—	-
	1025		T3931	9G20020-BS1				—
	1049		T3932	RG92002-CCV2				—
	1114		T3933	9G20020-BLK1				—
	1138		T3934	MDLV@1ppB				—
	1213		T3935	RSG0541-22	G0541			1
	1237		T3936	21				1
	1302		T3937	RSG0400-03	G0400			1
	1326		T3938	-01 REI				50
	1350		T3939	-04 REI				1000
	1414		T3940	05 REI				1000
	1438		T3941	04 REI				2000
	1503		T3942	05 REI				2000
	1527		T3943	RSG0436-01	G0436			1
	1551		T3944	RSG0533-02 REI	G0533			8
	1615		T3945	RSG0480-05 REI	G0480			40
	1639		T3946	14 (F)				5
	1703		T3947	15				1
	1727		T3948	RSG0475-01	G0475			1
	1751		T3949	02				1
	1815		T3950	03				1
	1839		T3951	04				1
	1904		T3952	05				1
	1928		T3953	9G20020-MS1	G0480			5
	1952		T3954	-MSD1				5

REVIEWED BY_____ PAGE 000066

GC/MS VOLATILE INJECTION LOG

Logbook # A09-02-13

STD #	IS/SS MIX #	ReRun?	pH <2	Comments
	9070210/9070347	Y	X	F.O RE1@250X
		Y	X	RE1@400X
		Y	X	C/O DF1
			X	
			X	
		Y	X	RE1@8X
			X	
9060120				PAGS
9070842	9070210			RG61603 6pt.
9061680	9070347		—	
9070843				RG61603 AOD
			—	
			—	
			X	
			X	
			X	F.O. TCLP
			~10	
		Y	X	RE1@2000X
		Y	X	
			X	
			X	
			X	
			X	
			~7	
			X	
			X	
			X	
			X	
			X	
			X	
9061680			X	RSG0480-N
			X	

REVIEWED BY_____ PAGE 000067

TestAmerica Buffalo

SDG:

CLASS: WET_BATCH

METHOD: 1664 SGT

ANALYSES DATA PACKAGE COVER PAGE

1664 SGT

Laboratory: TestAmerica Buffalo

SDG:

Client: AECOM, Inc. - Amherst, NY

Project: AECOM, Inc. - Scott Aviation site - NY3A9023

Client Sample Id:	Lab Sample Id:
EFFLUENT	RSG0533-01
INFLUENT	RSG0533-02

METHOD DETECTION AND REPORTING LIMITS

1664 SGT

Laboratory: TestAmerica Buffalo **SDG:**

Client: AECOM, Inc. - Amherst, NY **Project:** AECOM, Inc. - Scott Aviation site - NY3A'

Matrix: Water **Instrument:** Inst

Analyte	MDL	MRL	Units
SGT Total Petroleum Hydrocarbons	1.9400	5.0000	mg/L

EFFLUENT

Form 1

INORGANIC ANALYSIS DATA SHEET

1664 SGT

Laboratory: TestAmerica Buffalo
SDG:
Client: AECOM, Inc. - Amherst, NY
Project: AECOM, Inc. - Scott Aviation site - NY3A9023
Matrix: Water
Laboratory ID: RSG0533-01
File ID:
Sampled: 07/14/09 16:30
Prepared: 07/22/09 14:36
Analyzed: 07/22/09 14:40
Solids: 0.00
Preparation: Oil and Grease
Initial/Final: 1000 mL / 1000 mL
Batch: 9G22070
Sequence:
Calibration:
Instrument: Inst

CAS NO.	Analyte	Concentration	Units	Dilution Factor	Q	Method
STL00240	SGT Total Petroleum Hydrocarbons	5.0	mg/L	1	U	1664 SGT

INFLUENT

Form 1

INORGANIC ANALYSIS DATA SHEET

1664 SGT

Laboratory: TestAmerica Buffalo
SDG:
Client: AECOM, Inc. - Amherst, NY
Project: AECOM, Inc. - Scott Aviation site - NY3A9023
Matrix: Water
Laboratory ID: RSG0533-02
File ID:
Sampled: 07/14/09 16:30
Prepared: 07/22/09 14:36
Analyzed: 07/22/09 14:40
Solids: 0.00
Preparation: Oil and Grease
Initial/Final: 1000 mL / 1000 mL
Batch: 9G22070
Sequence:
Calibration:
Instrument: Inst

CAS NO.	Analyte	Concentration	Units	Dilution Factor	Q	Method
STL00240	SGT Total Petroleum Hydrocarbons	5.0	mg/L	1	U	1664 SGT

Form 7

LCS / LCS DUPLICATE RECOVERY

1664 SGT

Laboratory:	TestAmerica Buffalo	SDG:	
Client:	AECOM, Inc. - Amherst, NY	Project:	AECOM, Inc. - Scott Aviation site - NY3A9023
Matrix:	Water	Spike standard:	9010905
Batch:	9G22070	Laboratory ID:	9G22070-BS1
Preparation:	Oil and Grease	Initial/Final:	1000 mL / 1000 mL

COMPOUND	SPIKE ADDED	UNITS	LCS CONCENTRATION	LCS % REC. #	QCLIMITS REC.
SGT Total Petroleum Hydrocarbons	12.0	mg/L	8.20	68	64 - 132

Column to be used to flag recovery and RPD values with an asterisk

* Values outside of QC limits

Form 7

LCS / LCS DUPLICATE RECOVERY

1664 SGT

Laboratory:	TestAmerica Buffalo	SDG:	
Client:	AECOM, Inc. - Amherst, NY	Project:	AECOM, Inc. - Scott Aviation site - NY3A9023
Matrix:	Water	Spike standard:	9041362
Batch:	9G22070	Laboratory ID:	9G22070-BS2
Preparation:	Oil and Grease	Initial/Final:	1000 mL / 1000 mL

COMPOUND	SPIKE ADDED	UNITS	LCS CONCENTRATION	LCS % REC. #	QCLIMITS REC.
SGT Total Petroleum Hydrocarbons	7.90	mg/L	6.30	80	64 - 132

Column to be used to flag recovery and RPD values with an asterisk

* Values outside of QC limits

Form 12

PREPARATION BATCH SUMMARY

1664 SGT

Laboratory: TestAmerica Buffalo

SDG:

Client: AECOM, Inc. - Amherst, NY

Project: AECOM, Inc. - Scott Aviation site - NY3A9023

Batch: 9G22070 Batch Matrix: Water

Preparation: Oil and Grease

SAMPLE NAME	LAB SAMPLE ID	INITIAL	FINAL	DATE PREPARED	TOT/DIS
Blank	9G22070-BLK1	1000 mL	1000 mL	07/22/09 14:36	Total
LCS	9G22070-BS1	1000 mL	1000 mL	07/22/09 14:36	Total
LCS	9G22070-BS2	1000 mL	1000 mL	07/22/09 14:36	Total
EFFLUENT	RSG0533-01	1000 mL	1000 mL	07/22/09 14:36	Total
INFLUENT	RSG0533-02	1000 mL	1000 mL	07/22/09 14:36	Total

WET CHEMISTRY BATCH SUMMARY

PARAMETER O+G METHOD 1664 BATCH 9G22070

COMMENTS	JOB NUMBER
WC Historical confirms within Hold Time	
WC Historical NO confirm & RE outside of HT	
WC Hold Time Exceedance-Dilution required	
WC Hold Time Exceedance-Instrument Failure	
WC Holding Time Exceedance by Date	
WC Holding Time Exceedance by Hours	
WC LCS within ERA limits outside internal	
WC LCS high recovery, sample ND	
WC MBLK hit but samples > 10X blank value	
WC RPD Exceedance for MS / SD	
WC Spike Failure HIGH MS only	
WC Spike Failure LOW MS only	
WC Spike Failure MS and SD	
WC BOD HT met- Oxygen depleted-RE out HT	
WC Carbonate Alkalinity, LCS/MBLK	
WC Reactivity Qualification	
WC TDS/Conductivity ratio outside of range	
WC TOX Breakthrough- no volume for redo	
WC TOX samples were centrifuged	
Other	

DILUTION CODES	REASON
002	Sample matrix effects
003	Excessive foaming
004	High levels of non-target compounds
008	High concentration of target analytes
009	Sample turbidity
010	Sample color
011	Insufficient volume for lower dilution
012	Sample viscosity
013	other

ICAL Compliant?	YES	NO	NA	IF NO, Why?
LCS/CCV Compliant?	YES	NO	NA	IF NO, Why?
CCB Compliant?	YES	NO	NA	IF NO, Why?
RPD Compliant?	YES	NO	NA	IF NO, Why?
ERA Compliant?	YES	NO	NA	IF NO, Why?

NUMBER of REANALYSIS FOR THIS BATCH: Ø

Analyst RK Date 07.22.09

Time Critical Batch Review _____ Date _____

Secondary Review & Closure emm Date 7/23/09

WC Summary Rev5 / 05-2008

Laboratory Bench Sheet
Oil Grease
Revision 2 - November 2007

TestAmerica - Buffalo

9562070

Analyst:	RK/JME		LCS (CHK1) Information:					MSB (CHK2) Information:			BATCH #:	9G21096
Start Date:	7/21/2009		Lot #	9010905	Filter Lot#	61009		Lot #		9041362		9G21110
Start Time:	11:30		Prep Date:					Prep Date:				
End Date:	7/21/2009		Concentration (mg/L)					Concentration (mg/L):				
End Time:	21:50		Expiration Date:					Expiration Date:				
			LCS (CHK1)	True value:		25		MSB(CHK2) Information:		True value	20	
							SOLUTIONS:	Hexane	9040876			
			RV:	1.0	mg/L			Acetone				
			EQL:	5.0	mg/L			Methanol	9040869			

Job#	Sample ID	Flask	Spiked (Y/N)	Sample Amount (mL)	Pre-wt. (g)	# 1 Post Wt (g)	# 2 Post Wt (g)	# 3 Post Wt (g)	Calculated DF Factor	Post wt-Pre wt (mg)	Final Conc. (mg/L)	% Rec.
CHK1	LCS	1	Y	1000	6.2378	6.2584	6.2581		1.00	20.3	20.3	81.20%
CHK1	BLANK	2		1000	6.2184	6.2193	6.2190		1.00	0.6	ND	#VALUE!
CHK2	MSB	3	Y	1000	6.2215	6.2374	6.2373		1.00	15.8	15.8	79.00%
SGT	LCS	4	Y	1000	6.2646	6.2726	6.2728		1.00	8.2	8.2	
SGT	BLANK	5		1000	6.2782	6.2775	6.2775		1.00	-0.7	ND	
SGT	MSB	6	Y	1000	6.3248	6.3310	6.3311		1.00	6.3	6.3	
RSG0525	01	7		1000	6.2743	6.2763	6.2761		1.00	1.8	1.8	
RSG0533	01	8		1020	6.2684	6.2693	6.2692		0.98	0.8	ND	
	02	9		1000	6.2974	6.2983	6.2980		1.00	0.6	ND	
RSG0551	01	10		1000	6.2753	6.2757	6.2760		1.00	0.7	ND	
RSG557	01	11		1000	6.3386	6.3500	6.3497		1.00	11.1	11.1	
RSG0601	01	12		1080	6.3549	6.3867	6.3864		0.93	31.5	29.2	
	02	13		1070	6.3069	6.3455	6.3457		0.93	38.8	36.3	
RSG0611	01	14		920	6.2993	6.3156	6.3158		1.09	16.5	17.9	
RSG0649	03	15		1020	6.3528	6.3530	6.3530		0.98	0.2	ND	
	04	16		980	6.3284	6.3287	6.3291		1.02	0.7	ND	

Laboratory Bench Sheet
Oil Grease
Revision 2 - November 2007

Analyst:	RK/JME		LCS (CHK1) Information:					MSB (CHK2) Information:			BATCH #:	9G21096
Start Date:	7/21/2009		Lot #		9010905	Filter Lot#	61009	Lot #			9041362	9G21110
Start Time:	11:30		Prep Date:					Prep Date:				
End Date:	7/21/2009		Concentration (mg/L)					Concentration (mg/L):				
End Time:	21:50		Expiration Date:					Expiration Date:				
			LCS (CHK1)	True value:		25		MSB(CHK2) Information:		True value	20	
							SOLUTIONS:	Hexane	9040876			
			RV:	1.0	mg/L			Acetone				
			EQL:	5.0	mg/L			Methanol	9040869			

Job#	Sample ID	Flask	Spiked (Y/N)	Sample Amount (mL)	Pre-wt. (g)	# 1 Post Wt (g)	# 2 Post Wt (g)	# 3 Post Wt (g)	Calculated DF Factor	Post wt-Pre wt (mg)	Final Conc. (mg/L)	% Rec.
	05	17		1020	6.3028	6.3033	6.3029		0.98	0.1	ND	
	06	18		1000	6.2911	6.2916	6.2917		1.00	0.6	ND	
RSG0650	01	19		1080	6.2892	6.2896	6.2896		0.93	0.4	ND	
RSG0651	01	20		1040	6.2979	6.2975	6.2973		0.96	-0.6	ND	
RSG0652	01	21		1080	6.3031	6.3048	6.3047		0.93	1.6	1.5	
RSG0653	01	22		1080	6.2870	6.2872	6.2869		0.93	-0.1	ND	
RSG0654	01	23		1080	6.3470	6.3475	6.3478		0.93	0.8	ND	
RSG0656	01	24		1080	6.3511	6.3519	6.3520		0.93	0.9	ND	
RSG0657	01	25		1080	6.2897	6.2908	6.2901		0.93	0.4	ND	
		26			6.2859				#DIV/0!	-6285.9	ND	
RSG0525	01sgt	27		1000	6.2978	6.2984	6.2985		1.00	0.7	ND	
RSG0533	01sgt	28		1020	6.2879	6.2893	6.2895		0.98	1.6	1.6	
	02sgt	29		1000	6.4705	6.4708	6.4709		1.00	0.4	ND	
RSG0601	01sgt	30		1080	6.5686	6.5742	6.5743		0.93	5.7	5.3	
CHK1	LCS	31	Y	1000	6.5366	6.5575	6.5573		1.00	20.7	20.7	83%
CHK1	BLANK	32		1000	6.4844	6.4850	6.4848		1.00	0.4	ND	#VALUE!

Laboratory Bench Sheet
Oil Grease
Revision 2 - November 2007

TestAmerica - Buffalo

Analyst:	RK/JME		LCS (CHK1) Information:					MSB (CHK2) Information:			BATCH #:	9G21096
Start Date:	7/21/2009		Lot #		9010905	Filter Lot#	61009	Lot #			9041362	9G21110
Start Time:	11:30		Prep Date:					Prep Date:				
End Date:	7/21/2009		Concentration (mg/L)					Concentration (mg/L):				
End Time:	21:50		Expiration Date:					Expiration Date:				
			LCS (CHK1)	True value:		25		MSB(CHK2) Information:		True value	20	
							SOLUTIONS:	Hexane	9040876			
			RV:	1.0	mg/L			Acetone				
			EQL:	5.0	mg/L			Methanol	9040869			
Job#	Sample ID	Flask	Spiked (Y/N)	Sample	Pre-wt.	# 1 Post Wt	# 2 Post Wt	# 3 Post Wt	Calculated	Post wt-Pre wt	Final Conc.	% Rec.
				Amount	(g)	(g)	(g)	(g)	DF Factor	(mg)	(mg/L)	
				(mL)								
SGT	LCS	33	Y	1000	6.4737	6.4844	6.4844		1.00	10.7	10.7	
SGT	BLANK	34		1000	6.4531	6.4533	6.4532		1.00	0.1	ND	
CHK2	MSB	35	Y	1000	6.2908	6.3066	6.3069		1.00	16.1	16.1	80%
RSG0659	01	36		960	6.2887	6.2893	6.2889		1.04	0.2	ND	
RSG0664	01	37		1080	6.2582	6.2590	6.2587		0.93	0.5	ND	
RSG0666	01	38		1080	6.2760	6.2768	6.2765		0.93	0.5	ND	
RSG0668	01	39		1080	6.2466	6.2465	6.2461		0.93	-0.5	ND	
RSG0669	01	40		1080	6.2756	6.2760	6.2759		0.93	0.3	ND	
RSG0682	01	41		1020	6.2237	6.2235	6.2235		0.98	-0.2	ND	
	02	42		1020	6.2934	6.2937	6.2933		0.98	-0.1	ND	
	03	43		1000	6.2720	6.2759	6.2760		1.00	4.0	4.0	
	04	44		1020	6.2763	6.2764	6.2761		0.98	-0.2	ND	
RSG0685	01	45		960	6.2832	6.2862	6.2857		1.04	2.5	2.6	
RSG0706	01	46		960	6.2895	6.2984	6.2981		1.04	8.6	9.0	
	02	47		960	6.2821	6.3030	6.3027		1.04	20.6	21.5	
	03	48		960	6.2829	6.5923	6.5924		1.04	309.5	322.4	

Laboratory Bench Sheet
Oil Grease
Revision 2 - November 2007

TestAmerica - Buffalo

Analyst:	RK/JME		LCS (CHK1) Information:					MSB (CHK2) Information:			BATCH #:	9G21096
Start Date:	7/21/2009		Lot #		9010905	Filter Lot#	61009	Lot #			9041362	9G21110
Start Time:	11:30		Prep Date:					Prep Date:				
End Date:	7/21/2009		Concentration (mg/L)					Concentration (mg/L):				
End Time:	21:50		Expiration Date:					Expiration Date:				
			LCS (CHK1)	True value:		25		MSB(CHK2) Information:		True value	20	
							SOLUTIONS:	Hexane	9040876			
			RV:	1.0	mg/L			Acetone				
			EQL:	5.0	mg/L			Methanol	9040869			

Job#	Sample ID	Flask	Spiked (Y/N)	Sample	Pre-wt.	# 1 Post Wt	# 2 Post Wt	# 3 Post Wt	Calculated	Post wt-Pre wt	Final Conc.	% Rec.
				Amount	(g)	(g)	(g)	(g)	DF Factor	(mg)	(mg/L)	
				(mL)								
RSG0683	01	49		1010	6.2471	6.2480	6.2483		0.99	1.2	1.2	
	02	50		1020	6.2582	6.2590	6.2587		0.98	0.5	ND	
CHK1	LCS	51	Y	1000	6.2206	6.2459	6.2458		1.00	25.2	25.2	101%
CHK1	MBLK	52		1000	6.2265	6.2275	6.2272		1.00	0.7	ND	#VALUE!
									#DIV/0!	0.0	ND	
									#DIV/0!	0.0	ND	
									#DIV/0!	0.0	ND	
									#DIV/0!	0.0	ND	
									#DIV/0!	0.0	ND	
									#DIV/0!	0.0	ND	
									#DIV/0!	0.0	ND	
									#DIV/0!	0.0	ND	
									#DIV/0!	0.0	ND	
									#DIV/0!	0.0	ND	
									#DIV/0!	0.0	ND	
									#DIV/0!	0.0	ND	

TestAmerica Buffalo

SDG:

CLASS: WET_BATCH

METHOD: 2540D

ANALYSES DATA PACKAGE COVER PAGE

2540D

Laboratory: TestAmerica Buffalo

SDG:

Client: AECOM, Inc. - Amherst, NY

Project: AECOM, Inc. - Scott Aviation site - NY3A9023

Client Sample Id:	Lab Sample Id:
EFFLUENT	RSG0533-01
INFLUENT	RSG0533-02

METHOD DETECTION AND REPORTING LIMITS

2540D

Laboratory: TestAmerica Buffalo **SDG:**

Client: AECOM, Inc. - Amherst, NY **Project:** AECOM, Inc. - Scott Aviation site - NY3A'

Matrix: Water **Instrument:** Inst

Analyte	MDL	MRL	Units
Total Suspended Solids	4.0000	4.0000	mg/L

EFFLUENT

Form 1
INORGANIC ANALYSIS DATA SHEET
2540D

Laboratory:	TestAmerica Buffalo			SDG:	
Client:	AECOM, Inc. - Amherst, NY			Project:	AECOM, Inc. - Scott Aviation site - NY3A9023
Matrix:	Water	Laboratory ID:	RSG0533-01	File ID:	
Sampled:	07/14/09 16:30	Prepared:	07/17/09 15:30	Analyzed:	07/17/09 17:10
Solids:	0.00	Preparation:	No prep solids	Initial/Final:	250 mL / 250 mL
Batch:	9G17016	Sequence:		Calibration:	Instrument: Inst

CAS NO.	Analyte	Concentration	Units	Dilution Factor	Q	Method
STL00161	Total Suspended Solids	4.0	mg/L	1	U	2540D

INFLUENT

Form 1
INORGANIC ANALYSIS DATA SHEET
2540D

Laboratory: TestAmerica Buffalo
SDG:
Client: AECOM, Inc. - Amherst, NY
Project: AECOM, Inc. - Scott Aviation site - NY3A9023
Matrix: Water
Laboratory ID: RSG0533-02
File ID:
Sampled: 07/14/09 16:30
Prepared: 07/17/09 15:30
Analyzed: 07/17/09 17:10
Solids: 0.00
Preparation: No prep solids
Initial/Final: 250 mL / 250 mL
Batch: 9G17016
Sequence:
Calibration:
Instrument: Inst

CAS NO.	Analyte	Concentration	Units	Dilution Factor	Q	Method
STL00161	Total Suspended Solids	4.0	mg/L	1	U	2540D

Form 7

LCS / LCS DUPLICATE RECOVERY

2540D

Laboratory:	TestAmerica Buffalo	SDG:	
Client:	AECOM, Inc. - Amherst, NY	Project:	AECOM, Inc. - Scott Aviation site - NY3A9023
Matrix:	Water	Spike standard:	9070855
Batch:	9G17016	Laboratory ID:	9G17016-BS1
Preparation:	No prep solids	Initial/Final:	250 mL / 250 mL

COMPOUND	SPIKE ADDED	UNITS	LCS CONCENTRATION	LCS % REC. #	QCLIMITS REC.
Total Suspended Solids	559	mg/L	532	95	88 - 110

Column to be used to flag recovery and RPD values with an asterisk

* Values outside of QC limits

Form 12

PREPARATION BATCH SUMMARY

2540D

Laboratory: TestAmerica Buffalo

SDG:

Client: AECOM, Inc. - Amherst, NY

Project: AECOM, Inc. - Scott Aviation site - NY3A9023

Batch: 9G17016 Batch Matrix: Water

Preparation: No prep solids

SAMPLE NAME	LAB SAMPLE ID	INITIAL	FINAL	DATE PREPARED	TOT/DIS
Blank	9G17016-BLK1	250 mL	250 mL	07/17/09 15:30	Total
LCS	9G17016-BS1	250 mL	250 mL	07/17/09 15:30	Total
EFFLUENT	RSG0533-01	250 mL	250 mL	07/17/09 15:30	Total
INFLUENT	RSG0533-02	250 mL	250 mL	07/17/09 15:30	Total

WET CHEMISTRY BATCH SUMMARY

PARAMETER TSS METHOD 2540 D BATCH 9G170116

COMMENTS	JOB NUMBER
WC Historical confirms within Hold Time	
WC Historical NO confirm & RE outside of HT	
WC Hold Time Exceedance-Dilution required	
WC Hold Time Exceedance-Instrument Failure	
WC Holding Time Exceedance by Date	
WC Holding Time Exceedance by Hours	
WC LCS within ERA limits outside internal	
WC LCS high recovery, sample ND	
WC MBLK hit but samples > 10X blank value	
WC RPD Exceedance for MS / SD	
WC Spike Failure HIGH MS only	
WC Spike Failure LOW MS only	
WC Spike Failure MS and SD	
WC BOD HT met- Oxygen depleted-RE out HT	
WC Carbonate Alkalinity, LCS/MBLK	
WC Reactivity Qualification	
WC TDS/Conductivity ratio outside of range	
WC TOX Breakthrough- no volume for redo	
WC TOX samples were centrifuged	
Other	

DILUTION CODES	REASON
002	Sample matrix effects
003	Excessive foaming
004	High levels of non-target compounds
008	High concentration of target analytes
009	Sample turbidity
010	Sample color
011	Insufficient volume for lower dilution
012	Sample viscosity
013	other

ICAL Compliant?	YES	NO	(NA)	IF NO, Why?
LCS/CCV Compliant?	(YES)	NO	NA	IF NO, Why?
CCB Compliant?	(YES)	NO	NA	IF NO, Why?
RPD Compliant?	YES	NO	(NA)	IF NO, Why? base sample + DUP in batch # 9G15087
ERA Compliant?	YES	NO	(NA)	IF NO, Why?

NUMBER of REANALYSIS FOR THIS BATCH: Ø

Analyst QP Date 7/17/09

Time Critical Batch Review _____ Date _____

Secondary Review & Closure JM Date 7/21/09

WC Summary Rev5 / 05-2008

Laboratory Bench Sheet
Total Suspended Solids
Revision 3 - November 2007

Analyst:	AP		LCS Information:					SRM Information:			BATCH #	9G17016
Start Date	7/17/2009		Lot #	A00WCR13-16				Lot #				
Start Time:	15:30		Prep Date:					Prep Date:				
End Date:	7/17/2009		Concentration (mg/L)					Concentration (mg/L):				
End Time:	16:45		Expiration Date:					Expiration Date:				
			LCS	True value:				SRM		True value		
						Oven #1		Initial Temp	103	Oven # 4	Initial Temp	
			RV:					Final Temp			Final Temp	
			EQL:	4.0	mg/L			Oven Temperature Range= 103-105				

Job#	Sample ID	CCV	Dish	Sample	Pre-wt.	# 1 Post Wt	# 2 Post Wt	# 3 Post Wt	Dilution	Post wt-Pre wt	Final Conc.	% Rec.
		True		Amount	(g)	(g)	(g)	(g)		(mg)	(mg/L)	
		Value		(mL)								
	LCS	559	1	100.0	2.6709	2.7236	2.7241		10.00	53.2	532.0	95%
	MBLK		2	1000.0	2.6647	2.6616	2.6620		1.00	-2.7	ND	
RSG0409	1		3	250.0	2.6642	2.6642	2.6643		4.00	0.1	0.4	
	1DUP		4	250.0	2.6769	2.6770	2.6769		4.00	0.0	0.0	
	RSG0508-09		5	250.0	2.6711	2.6692	2.6697		4.00	-1.4	ND	
	RSG0508-10		6	250.0	2.6525	2.6502	2.6502		4.00	-2.3	ND	
	RSG0524-01		7	250.0	2.6830	2.6813	2.6817		4.00	-1.3	ND	
	RSG0526-01		8	250.0	2.6835	2.6822	2.6818		4.00	-1.7	ND	
	RSG0526-03		9	250.0	2.6756	2.6738	2.6737		4.00	-1.9	ND	
	RSG0533-01		10	250.0	2.6831	2.6821	2.6821		4.00	-1.0	ND	
	RSG0533-02		11	250.0	2.6812	2.6786	2.6790		4.00	-2.2	ND	
	RSG0563-01		12	250.0	2.6775	2.6772	2.6774		4.00	-0.1	ND	
	RSG0563-02		13	250.0	2.6774	2.6754	2.6757		4.00	-1.7	ND	
	RSG0563-03		14	250.0	2.6594	2.6583	2.6583		4.00	-1.1	ND	
	RSG0563-04		15	250.0	2.7435	2.7422	2.7420		4.00	-1.5	ND	
	RSG0563-05		16	250.0	2.7220	2.7213	2.7211		4.00	-0.9	ND	

#9915587 reviewed

Laboratory Bench Sheet
Total Suspended Solids
Revision 3 - November 2007

TestAmerica - Buffalo

Analyst:	AP		LCS Information:					SRM Information:			BATCH #	9G17016
Start Date	7/17/2009		Lot #	A00WCR13-16				Lot #				
Start Time:	15:30		Prep Date:					Prep Date:				
End Date:	7/17/2009		Concentration (mg/L)					Concentration (mg/L):				
End Time:	16:45		Expiration Date:					Expiration Date:				
			LCS	True value:				SRM		True value		
						Oven #1		Initial Temp	103	Oven # 4	Initial Temp	
			RV:					Final Temp			Final Temp	
			EQL:	4.0	mg/L			Oven Temperature Range= 103-105				

Job#	Sample ID	CCV	Dish	Sample	Pre-wt.	# 1 Post Wt	# 2 Post Wt	# 3 Post Wt	Dilution	Post wt-Pre wt	Final Conc.	% Rec.
		True		Amount	(g)	(g)	(g)	(g)		(mg)	(mg/L)	
		Value		(mL)								
	RSG0563-06		17	250.0	2.7173	2.7170	2.7170		4.00	-0.3	ND	
	RSG0563-07		18	250.0	2.7040	2.7031	2.7030		4.00	-1.0	ND	
	RSG0568-01		19	250.0	2.7008	2.7008	2.7006		4.00	-0.2	ND	
	RSG0571-01		20	250.0	2.6579	2.6552	2.6553		4.00	-2.6	ND	
	RSG0573-01		21	250.0	2.6755	2.6826	2.6824		4.00	6.9	27.6	
	RSG0574-01		22	250.0	2.6721	2.7023	2.7020		4.00	29.9	119.6	
	LCS	546	23	100.0	2.7685	2.8169	2.8171		10.00	48.6	486.0	89%
	MBLK		24	1000.0	2.7001	2.6988	2.6988		1.00	-1.3	ND	
			25	250.0					4.00	0.0	0.0	
			26	250.0					4.00	0.0	0.0	
			27	250.0					4.00	0.0	0.0	
			28	250.0					4.00	0.0	0.0	
			29	250.0					4.00	0.0	0.0	
			30	250.0					4.00	0.0	0.0	
			31	250.0					4.00	0.0	0.0	
			32	250.0					4.00	0.0	0.0	

TestAmerica Buffalo

SDG:

CLASS: WET_BATCH

METHOD: 4500-H+ B

ANALYSES DATA PACKAGE COVER PAGE

4500-H+ B

Laboratory: TestAmerica Buffalo

SDG:

Client: AECOM, Inc. - Amherst, NY

Project: AECOM, Inc. - Scott Aviation site - NY3A9023

Client Sample Id:	Lab Sample Id:
EFFLUENT	RSG0533-01
INFLUENT	RSG0533-02

METHOD DETECTION AND REPORTING LIMITS

4500-H+ B

Laboratory: TestAmerica Buffalo **SDG:**

Client: AECOM, Inc. - Amherst, NY **Project:** AECOM, Inc. - Scott Aviation site - NY3A'

Matrix: Water **Instrument:** Inst

Analyte	MDL	MRL	Units
pH	0.0000	0.0000	SU

EFFLUENT

Form 1

INORGANIC ANALYSIS DATA SHEET

4500-H+ B

Laboratory: TestAmerica Buffalo
SDG:
Client: AECOM, Inc. - Amherst, NY
Project: AECOM, Inc. - Scott Aviation site - NY3A9023
Matrix: Water
Laboratory ID: RSG0533-01
File ID:
Sampled: 07/14/09 16:30
Prepared: 07/16/09 01:06
Analyzed: 07/16/09 01:06
Solids: 0.00
Preparation: pH
Initial/Final: 50 mL / 50 mL
Batch: 9G16006
Sequence:
Calibration:
Instrument: Inst

CAS NO.	Analyte	Concentration	Units	Dilution Factor	Q	Method
STL00204	pH	8.39	SU	1		4500-H+ B

INFLUENT

Form 1

INORGANIC ANALYSIS DATA SHEET

4500-H+ B

Laboratory: TestAmerica Buffalo
SDG:
Client: AECOM, Inc. - Amherst, NY
Project: AECOM, Inc. - Scott Aviation site - NY3A9023
Matrix: Water
Laboratory ID: RSG0533-02
File ID:
Sampled: 07/14/09 16:30
Prepared: 07/16/09 01:06
Analyzed: 07/16/09 01:06
Solids: 0.00
Preparation: pH
Initial/Final: 50 mL / 50 mL
Batch: 9G16006
Sequence:
Calibration:
Instrument: Inst

CAS NO.	Analyte	Concentration	Units	Dilution Factor	Q	Method
STL00204	pH	7.94	SU	1		4500-H+ B

Duplicate

Form 6

DUPLICATES

4500-H+ B

Laboratory: TestAmerica Buffalo

Client: AECOM, Inc. - Amherst, NY

Matrix: Water

Batch: 9G16006

Preparation: pH

Source Sample Name: Duplicate

SDG:

Project: AECOM, Inc. - Scott Aviation site - NY3A9

Laboratory ID: 9G16006-DUP1

Lab Source ID: RSG0508-01

Initial/Final: 50 mL / 50 mL

% Solids:

ANALYTE	SAMPLE CONCENTRATION	C	DUPLICATE CONCENTRATION	C	UNITS	% RPD	Q	CONTROL LIMIT	METHOD
pH	7.48		7.60		SU	1		5	4500-H+ B
pH (2)	7.48		7.60		SU	1		5	4500-H+ B
pH (3)	7.48		7.60		SU	1		5	4500-H+ B
pH (4)	7.48		7.60		SU	1		5	4500-H+ B

* Values outside of QC limits

Form 7

LCS / LCS DUPLICATE RECOVERY

4500-H+ B

Laboratory:	TestAmerica Buffalo	SDG:	
Client:	AECOM, Inc. - Amherst, NY	Project:	AECOM, Inc. - Scott Aviation site - NY3A9023
Matrix:	Water	Spike standard:	9061110
Batch:	9G16006	Laboratory ID:	9G16006-BS1
Preparation:	pH	Initial/Final:	50 mL / 50 mL

COMPOUND	SPIKE ADDED	UNITS	LCS CONCENTRATION	LCS % REC. #	QCLIMITS REC.
pH	7.00	SU	7.00	100	99.3 - 100.8

Column to be used to flag recovery and RPD values with an asterisk

* Values outside of QC limits

Form 12

PREPARATION BATCH SUMMARY

4500-H+ B

Laboratory: TestAmerica Buffalo

SDG:

Client: AECOM, Inc. - Amherst, NY

Project: AECOM, Inc. - Scott Aviation site - NY3A9023

Batch: 9G16006 Batch Matrix: Water

Preparation: pH

SAMPLE NAME	LAB SAMPLE ID	INITIAL	FINAL	DATE PREPARED	TOT/DIS
LCS	9G16006-BS1	50.0 mL	50.0 mL	07/16/09 01:06	Total
Duplicate	9G16006-DUP1	50.0 mL	50.0 mL	07/16/09 01:06	Total
EFFLUENT	RSG0533-01	50.0 mL	50.0 mL	07/16/09 01:06	Total
INFLUENT	RSG0533-02	50.0 mL	50.0 mL	07/16/09 01:06	Total

WET CHEMISTRY BATCH SUMMARY

PARAMETER pH METHOD 4500 9040 BATCH 9G16006

COMMENTS	JOB NUMBER
WC Historical confirms within Hold Time	
WC Historical NO confirm & RE outside of HT	
WC Hold Time Exceedance-Dilution required	
WC Hold Time Exceedance-Instrument Failure	
WC Holding Time Exceedance by Date	
WC Holding Time Exceedance by Hours	
WC LCS within ERA limits outside internal	
WC LCS high recovery, sample ND	
WC MBLK hit but samples > 10X blank value	
WC RPD Exceedance for MS / SD	
WC Spike Failure HIGH MS only	
WC Spike Failure LOW MS only	
WC Spike Failure MS and SD	
WC BOD HT met- Oxygen depleted-RE out HT	
WC Carbonate Alkalinity, LCS/MBLK	
WC Reactivity Qualification	
WC TDS/Conductivity ratio outside of range	
WC TOX Breakthrough- no volume for redo	
WC TOX samples were centrifuged	
Other	

DILUTION CODES	REASON
002	Sample matrix effects
003	Excessive foaming
004	High levels of non-target compounds
008	High concentration of target analytes
009	Sample turbidity
010	Sample color
011	Insufficient volume for lower dilution
012	Sample viscosity
013	other

ICAL Compliant?	YES	NO	NA	IF NO, Why?
LCS/CCV Compliant?	YES	NO	NA	IF NO, Why?
CCB Compliant?	YES	NO	NA	IF NO, Why?
RPD Compliant?	YES	NO	NA	IF NO, Why?
ERA Compliant?	YES	NO	NA	IF NO, Why?

NUMBER of REANALYSIS FOR THIS BATCH: 0

Analyst MM Date 7/16/09

Time Critical Batch Review _____ Date _____

Secondary Review & Closure Lisa R Matack Date 17 July 2009

WC Summary Rev5 / 05-2008

Report Date: 07/16/2009 : 1:03 AM

Calibration Report

Calibration Record # 1510

Calibration Settings

Calibration ID	PH CAL 4-7-10	Date	07/16/2009	
Channel	1	Time	1:03 AM	
Probe Type	pH	Temperature	294.00 K	20.85 C
Probe ID	PH ELECTRODE	Analysis Type	Single Line Fit	

Calibration Results

Slope	-59.243	CorrCoeff	1.0000
Intercept	-13.873	Equation: Y = (-59.243) X + (-13.873)	

Calibration Validity **True** Operator A

	Result	Minimum	Maximum
Slope	-59.243	-65.00	-53.00
Intercept	-13.873	-100.00	100.00
Correlation Coefficient	1.0000	0.99	1.00

Note: "True" means the calibration was within the specified ranges
"False" means the calibration was NOT within the specified ranges

Calibration Data	**Standard**	**Reading**
	4.00	163.69
	7.00	-13.54
	10.00	-191.77

CALRPRTLive1.SRW

TestAmerica-Buffalo

PC-TitratION PLUS

Report Date: 07/16/2009
Report Time: 2:12 AM

Run Number
7050.00

Order Number
20090716-1

RPD = 5%

SampleID	RunDate	RunTime	cond (uS)	pH	palk-ppm	talk-ppm	bcarb-ppm	carb-ppm	hydr-ppm	F-ppm	Total Hardness (mg/L)	mL 0.02N EDTA	mL 0.02004 N H2SO4	Sample Vol. (mL)
LCS @ 7.0-1	07/16/2009	1:06 AM	.00	7.005	.00	.00	.00	.00	.00	0.0000	0.0000	0.000	.00	577.42
RSG0504-01	07/16/2009	1:08 AM	.00	7.797	.00	.00	.00	.00	.00	0.0000	0.0000	0.000	.00	744.03
RSG0508-01	07/16/2009	1:13 AM	.00	7.485	.00	.00	.00	.00	.00	0.0000	0.0000	0.000	.00	908.48
RSG0508-01MD	07/16/2009	1:17 AM	.00	7.595	.00	.00	.00	.00	.00	0.0000	0.0000	0.000	.00	1,157.40
RSG0508-02	07/16/2009	1:21 AM	.00	7.797	.00	.00	.00	.00	.00	0.0000	0.0000	0.000	.00	1,405.82
RSG0508-03	07/16/2009	1:25 AM	.00	8.016	.00	.00	.00	.00	.00	0.0000	0.0000	0.000	.00	1,654.47
RSG0508-04	07/16/2009	1:29 AM	.00	7.858	.00	.00	.00	.00	.00	0.0000	0.0000	0.000	.00	1,903.34
RSG0508-05	07/16/2009	1:33 AM	.00	8.048	.00	.00	.00	.00	.00	0.0000	0.0000	0.000	.00	2,151.82
RSG0508-06	07/16/2009	1:38 AM	.00	7.454	.00	.00	.00	.00	.00	0.0000	0.0000	0.000	.00	2,401.09
RSG0508-07	07/16/2009	1:42 AM	.00	8.036	.00	.00	.00	.00	.00	0.0000	0.0000	0.000	.00	2,650.04
RSG0508-08	07/16/2009	1:46 AM	.00	7.480	.00	.00	.00	.00	.00	0.0000	0.0000	0.000	.00	2,898.74
LCS@7.0-2	07/16/2009	1:49 AM	.00	7.007	.00	.00	.00	.00	.00	0.0000	0.0000	0.000	.00	3,147.60
RSG0508-09	07/16/2009	1:53 AM	.00	8.001	.00	.00	.00	.00	.00	0.0000	0.0000	0.000	.00	3,311.69
RSG0508-10	07/16/2009	1:57 AM	.00	7.553	.00	.00	.00	.00	.00	0.0000	0.0000	0.000	.00	3,560.70
RSG0533-01	07/16/2009	2:00 AM	.00	8.389	.00	.00	.00	.00	.00	0.0000	0.0000	0.000	.00	3,810.19
RSG0533-02	07/16/2009	2:04 AM	.00	7.943	.00	.00	.00	.00	.00	0.0000	0.0000	0.000	.00	3,984.30
RSG0550-02	07/16/2009	2:07 AM	.00	7.653	.00	.00	.00	.00	.00	0.0000	0.0000	0.000	.00	4,233.85
LCS@7.0-3	07/16/2009	2:09 AM	.00	7.007	.00	.00	.00	.00	.00	0.0000	0.0000	0.000	.00	4,402.51

APPENDIX D

HISTORICAL AND CURRENT SUMMARY OF VOCs IN GROUNDWATER

MONITORING WELL MW-2
SUMMARY OF VOCs IN GROUNDWATER
Former Scott Aviation Site
Lancaster, New York

Sample Date	Analytical Results (µg/L)					
	Trichloroethene	cis-1,2-Dichloroethene	Vinyl chloride	Chloroethane	1,1-Dichloroethane	1,1,1-Trichloroethane
4/14/2005	< 10	< 10	< 10	29	< 10	<10
1/5/2006	< 25	< 25	< 25	16	< 25	< 25
4/14/2006	< 25	< 25	< 25	27	< 25	< 25
7/10/2006	< 25	< 25	< 25	23	< 25	< 25
10/19/2006	< 5	< 5	< 5	20	< 5	< 5
1/9/2007	< 5	< 5	< 5	42	< 5	< 5
4/16/2007	< 20	< 20	< 20	45	< 20	< 20
7/2/2007	< 5	< 5	< 5	< 5	< 5	< 5
10/15/2007	< 5	< 5	< 5	19	< 5	< 5
1/8/2008	< 5	< 5	< 5	26	< 5	< 5
4/2/2008	< 5	0.48	< 5	23	1	< 5
7/1/2008	< 5	< 5	< 5	46	0.65	< 5
10/1/2008	< 5	< 5	< 5	21	<5	< 5
1/20/2009	< 5	0	< 5	16	<5	< 5
4/15/2009	< 5	0	< 5	14	<5	< 5
7/22/2009	< 5	< 5	< 5	12	<5	< 5

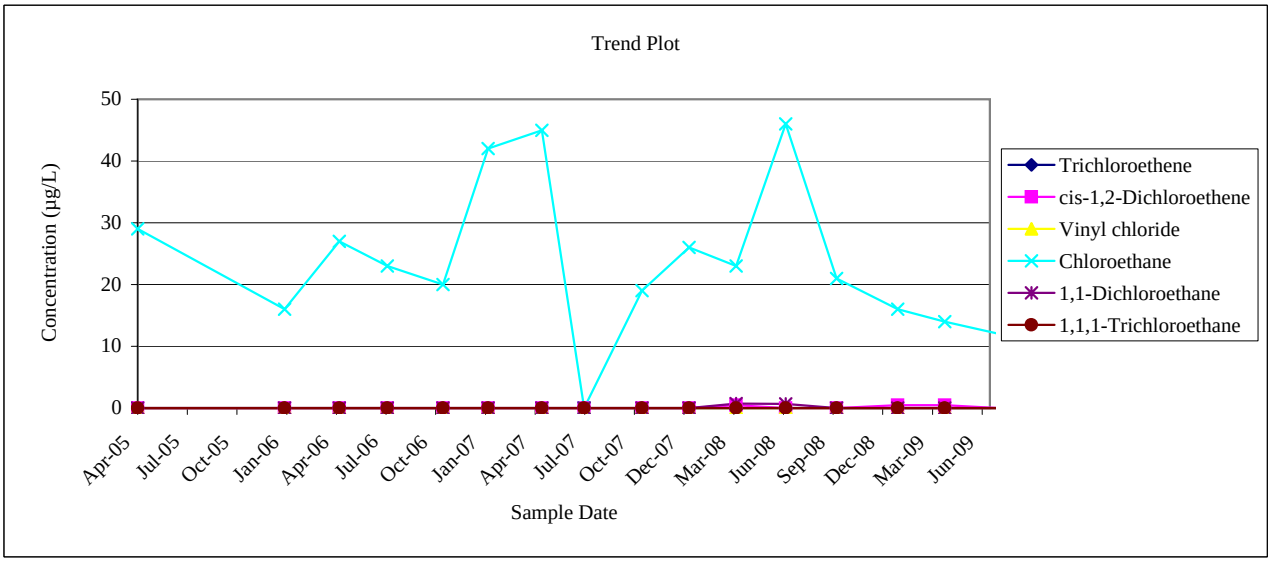

MONITORING WELL MW-3
SUMMARY OF VOCs IN GROUNDWATER
Former Scott Aviation Site
Lancaster, New York

Sample Date	Analytical Results (µg/L)					
	Trichloroethene	cis-1,2-Dichloroethene	Vinyl chloride	Chloroethane	1,1-Dichloroethane	1,1,1-Trichloroethane
4/14/2005	< 10	4	22	16	8	<10
1/5/2006	< 25	4.4	4.6	< 25	10	< 25
4/14/2006	< 25	< 25	< 25	2.8	4.9	< 25
7/10/2006	< 25	2.6	6.5	4.8	7	< 25
10/18/2006	< 5	1.3	9.8	8.2	4.3	< 5
1/10/2007	< 5	2.8	9.8	12	7	< 5
4/16/2007	< 20	< 20	< 20	< 20	5.3	< 20
7/2/2007	< 5	2	5.7	< 5	7.5	< 5
10/17/2007	5	12	4	25	14	25
1/9/2008	< 5	0.9	4.2	1.2	9.7	<5
4/3/2008	<5	3	19	4.1	11	<5
7/1/2008	<5	2	15	6	5.3	<5
10/1/2008	<5	3.2	73	16	8.4	<5
1/21/2009	<5	4.5	21	3.6	17	<5
4/15/2009	<5	1.3	6	1.4	6.9	<5
7/22/2009	<5	2.5	23	4.5	10	<5

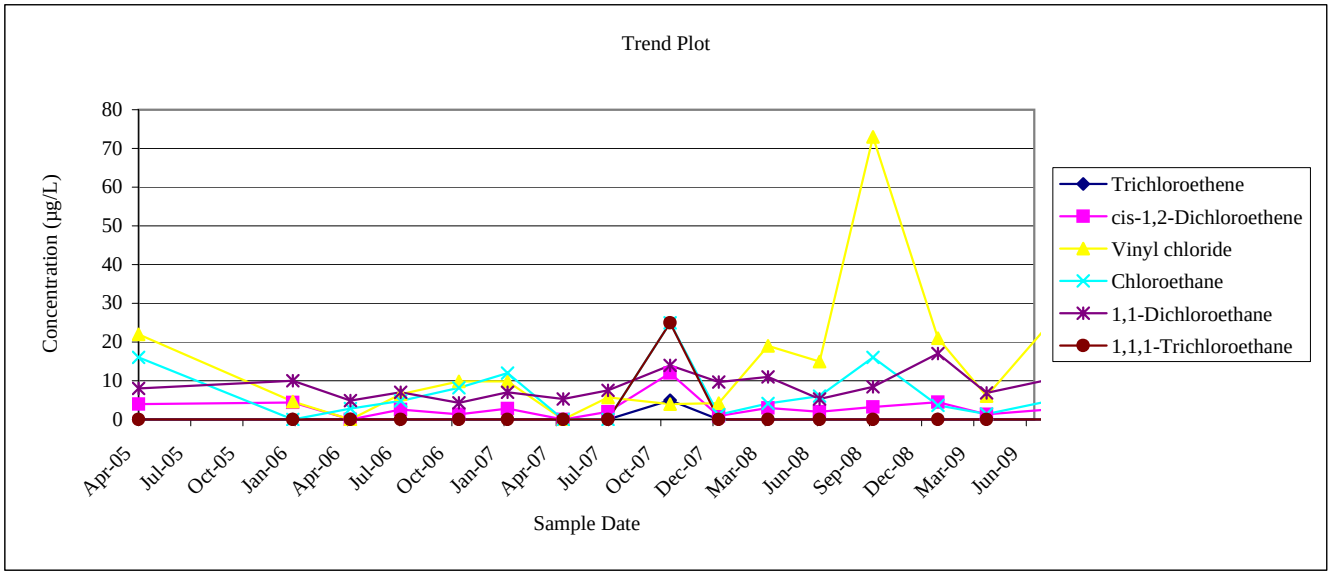

MONITORING WELL MW-4
SUMMARY OF VOCs IN GROUNDWATER
Former Scott Aviation Site
Lancaster, New York

Sample Date	Analytical Results (µg/L)					
	Trichloroethene	cis-1,2-Dichloroethene	Vinyl chloride	Chloroethane	1,1-Dichloroethane	1,1,1-Trichloroethane
11/7/2003	270	9,100	3,700	<10	320	28
10/13/2004	8,100	26,000	3,300	< 1,000	560	220
1/7/2005	20,000	57,000	5,500	< 2,000	1,600	4,400
1/6/2006	6,500	22,000	1,000	< 2,000	370	520
4/14/2006	3,200	6,800	280	< 500	120	< 500
7/10/2006	2,400	7,600	250	< 500	120	68
10/18/2006	2,600	9,800	600	< 5	130	52
1/10/2007	2,800	4,500	220	< 400	56	66
4/17/2007	4,900	6,200	360	< 500	<500	< 500
7/3/2007	1,100	2,900	260	< 200	37	< 200
10/17/2007	4800	5800	280	< 500	68	460
1/9/2008	9200	21000	1700	< 500	320	660
4/3/2008	5,800	16,000	940	<1200	250	400
7/2/2008	500	6,600	530	<500	120	57
10/2/2008	6,300	16,000	1,200	<500	260	210
1/22/2009	1,800	27,000	1,800	72	520	970
4/15/2009	4,100	7,600	710	<200	160	380
7/22/2009	2,300	4,700	410	<250	<250	110

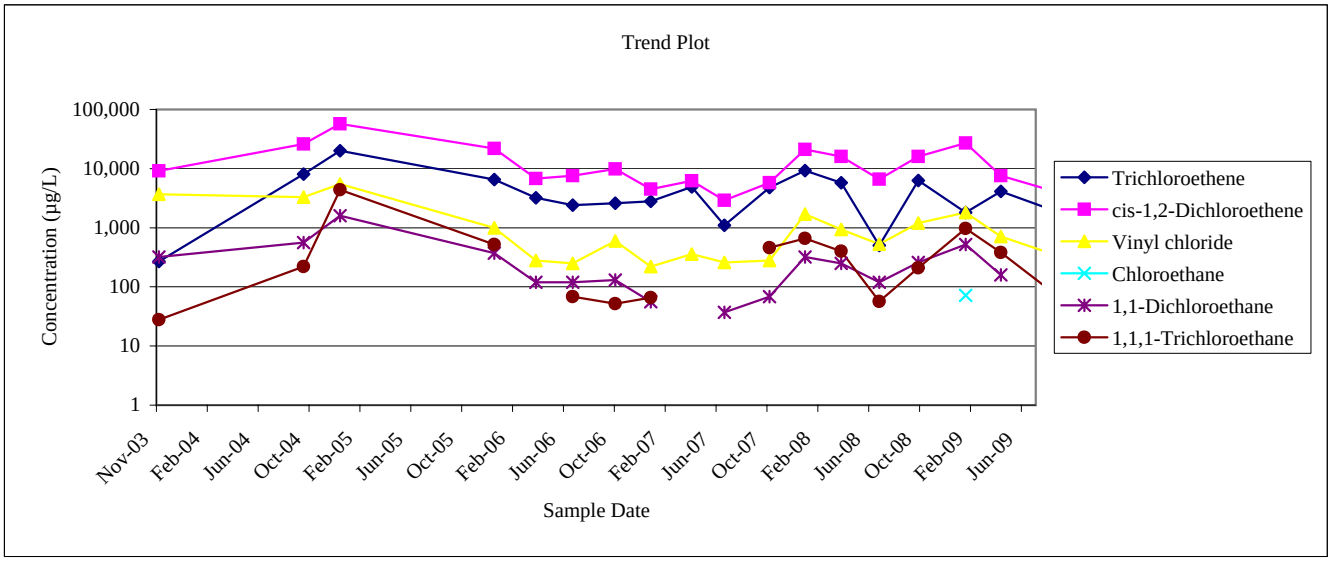

Note: LNAPL was present in MW-4 during the October 2004 and January 2005 groundwater sampling events.

MONITORING WELL MW-6
SUMMARY OF VOCs IN GROUNDWATER
Former Scott Aviation Site
Lancaster, New York

Sample Date	Analytical Results (µg/L)					
	Trichloroethene	cis-1,2-Dichloroethene	Vinyl chloride	Chloroethane	1,1-Dichloroethane	1,1,1-Trichloroethane
11/7/2003	< 10	< 10	< 10	< 10	< 10	< 6
10/12/2004	< 10	< 10	< 10	< 10	< 10	< 10
1/6/2005	< 10	< 10	< 10	< 10	< 10	< 10
4/14/2005	< 10	< 10	< 10	< 10	< 10	< 10
7/21/2005	< 5	< 5	< 5	< 5	< 5	< 5
10/4/2005	< 5	< 5	< 5	< 5	< 5	< 5
1/5/2006	< 5	< 5	< 5	< 5	< 5	< 5
4/14/2006	< 5	< 5	< 5	< 5	< 5	< 5
7/10/2006	< 5	< 5	< 5	< 5	< 5	< 5
10/18/2006	< 5	< 5	< 5	< 5	< 5	< 5
1/10/2007	< 5	< 5	< 5	< 5	< 5	< 5
4/16/2007	< 5	< 5	< 5	< 5	< 5	< 5
7/2/2007	< 5	< 5	< 5	< 5	< 5	< 5
10/17/2007	0.63	1.4	< 5	< 5	< 5	< 5
1/8/2008	<5	<5	<5	< 5	< 5	< 5
4/3/2008	<5	0.42	<5	<5	<5	<5
7/1/2008	<5	<5	<5	<5	<5	<5
10/1/2008	<5	<5	<5	<5	<5	<5
1/20/2009	<5	<5	<5	<5	<5	<5
4/15/2009	<5	<5	<5	<5	<5	<5
7/21/2009	<5	<5	<5	<5	<5	<5

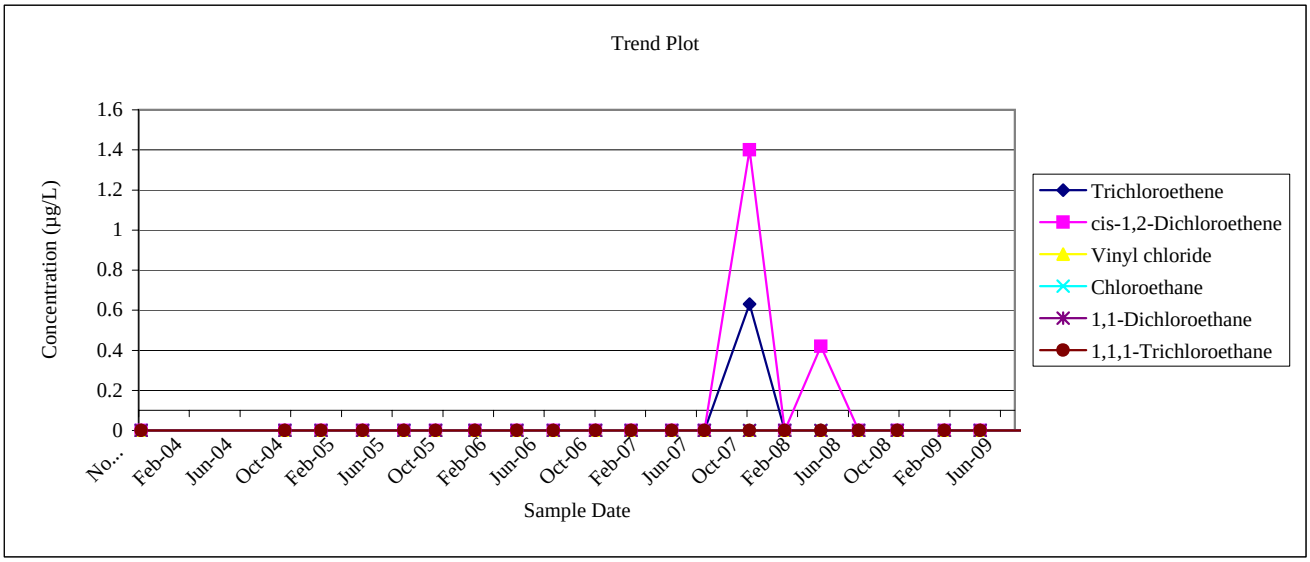

MONITORING WELL MW-8R
SUMMARY OF VOCs IN GROUNDWATER
Former Scott Aviation Site
Lancaster, New York

Sample Date	Analytical Results (µg/L)					
	Trichloroethene	cis-1,2-Dichloroethene	Vinyl chloride	Chloroethane	1,1-Dichloroethane	1,1,1-Trichloroethane
10/13/2004	35,000	22,000	3,400	160	< 5,000	810
1/7/2005	23,000	28,000	4,000	< 2,000	1,100	1,300
4/14/2005	15,000	11,000	1,300	380	360	240
7/21/2005	9,200	6,200	600	390	200	52
10/5/2005	13,000	10,000	830	< 1,000	300	<1,000
1/6/2006	42,000	38,000	2,300	150	1100	820
4/14/2006	14,000	7,400	1,200	220	200	< 1,000
7/10/2006	16,000	13,000	2,200	300	320	< 1,000
10/18/2006	13,000	8,900	1,400	300	200	32
1/10/2007	1,600	2,500	120	24	52	26
4/17/2007	19,000	11,000	670	< 1,000	< 1,000	< 1,000
7/3/2007	29,000	12,000	890	< 1,000	290	< 1,000
10/15/2007	2,200	1,600	60	< 200	33	< 200
1/8/2008	38,000	22,000	2,000	76	620	740
4/3/2008	12,000	8,100	820	77	140	72
7/2/2008	7,400	6,000	790	100	130	72
10/2/2008	22,000	15,000	1,200	70	320	340
1/22/2009	8,400	4,600	510	56	76	<100
4/15/2009	13,000	6,800	700	49	99	27

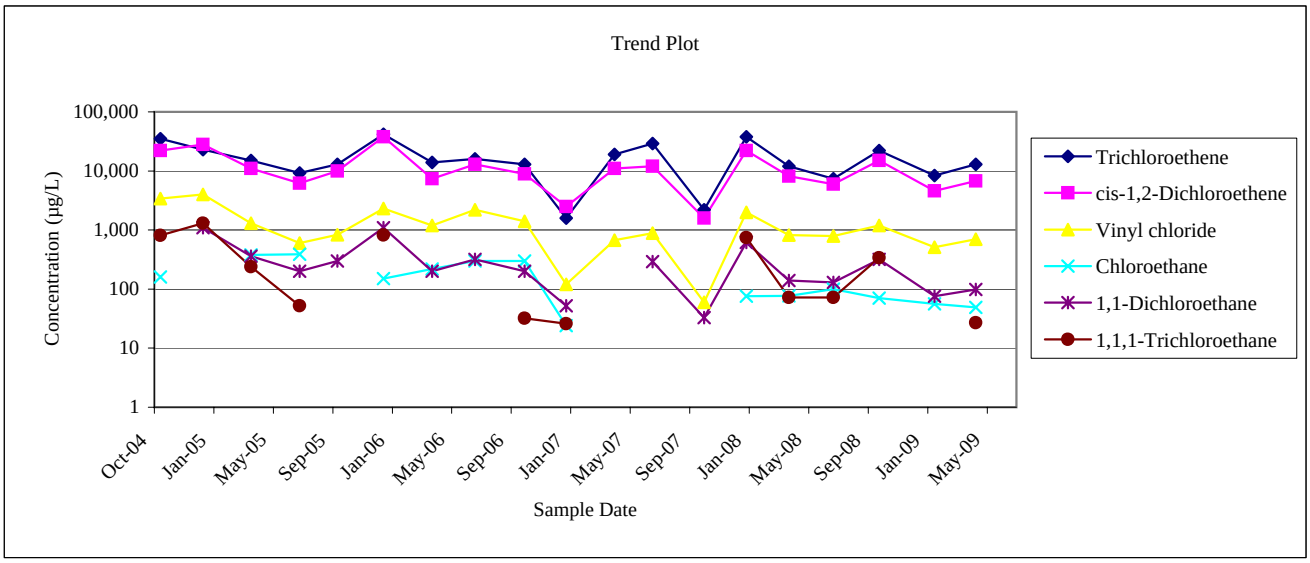

MONITORING WELL MW-9
SUMMARY OF VOCs IN GROUNDWATER
Former Scott Aviation Site
Lancaster, New York

Sample Date	Analytical Results (µg/L)					
	Trichloroethene	cis-1,2-Dichloroethene	Vinyl chloride	Chloroethane	1,1-Dichloroethane	1,1,1-Trichloroethane
11/7/2003	6	21	140	130	60	< 10
10/13/2004	< 10	4	190	110	47	< 10
1/6/2005	< 10	19	220	180	90	< 10
4/14/2005	< 10	5	51	190	80	< 10
7/21/2005	< 5	2	92	220	70	< 5
10/5/2005	< 5	8	38	58	96	0.68
7/10/2006	1.3	56	250	280	150	< 5
10/17/2007	2.6	60	170	410	140	< 25
1/21/2009	<5	59	87	33	140	0.81

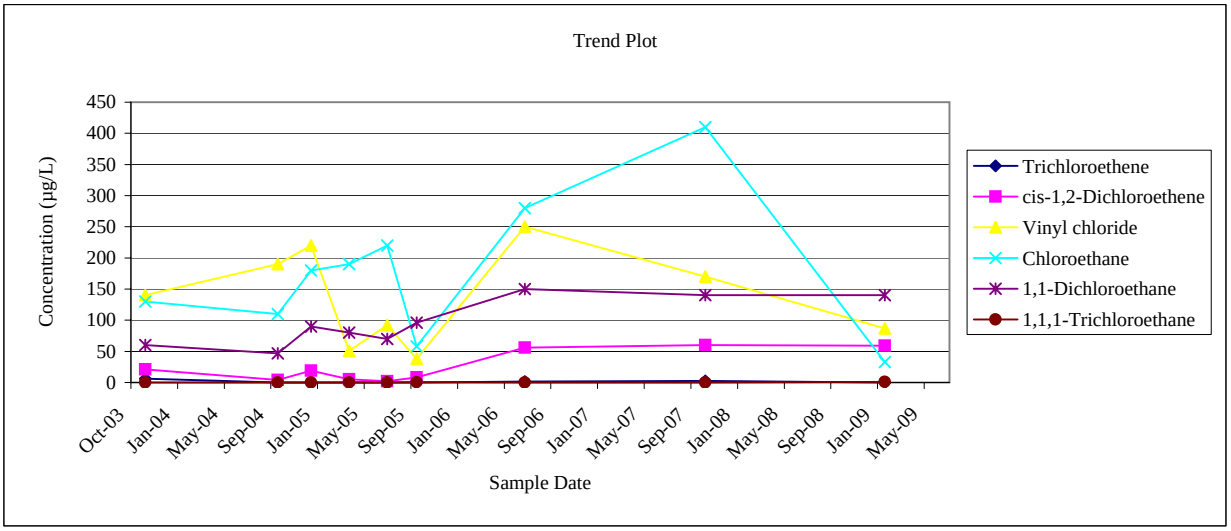

MONITORING WELL MW-10
SUMMARY OF VOCs IN GROUNDWATER
Former Scott Aviation Site
Lancaster, New York

Sample Date	Analytical Results (µg/L)					
	Trichloroethene	cis-1,2-Dichloroethene	Vinyl chloride	Chloroethane	1,1-Dichloroethane	1,1,1-Trichloroethane
4/14/2005	< 10	< 10	< 10	< 10	< 10	<10
1/5/2006	< 5	< 5	< 5	< 5	< 5	< 5
4/14/2006	< 5	< 5	< 5	< 5	< 5	< 5
7/10/2006	< 5	< 5	< 5	< 5	< 5	< 5
10/18/2006	< 5	< 5	< 5	< 5	< 5	< 5
1/9/2007	< 5	< 5	< 5	< 5	< 5	< 5
4/16/2007	< 5	< 5	< 5	< 5	< 5	< 5
7/2/2007	< 5	< 5	< 5	< 5	< 5	< 5
10/17/2007	< 5	< 5	< 5	< 5	< 5	< 5
1/9/2008	< 5	< 5	< 5	< 5	< 5	< 5
4/3/2008	< 5	< 5	< 5	< 5	< 5	< 5
7/1/2008	< 5	< 5	< 5	< 5	< 5	< 5
10/1/2008	< 5	< 5	< 5	< 5	< 5	< 5
1/20/2008	< 5	< 5	< 5	< 5	< 5	< 5
4/15/2009	< 5	< 5	< 5	< 5	< 5	< 5
7/21/2009	< 5	< 5	< 5	< 5	< 5	< 5

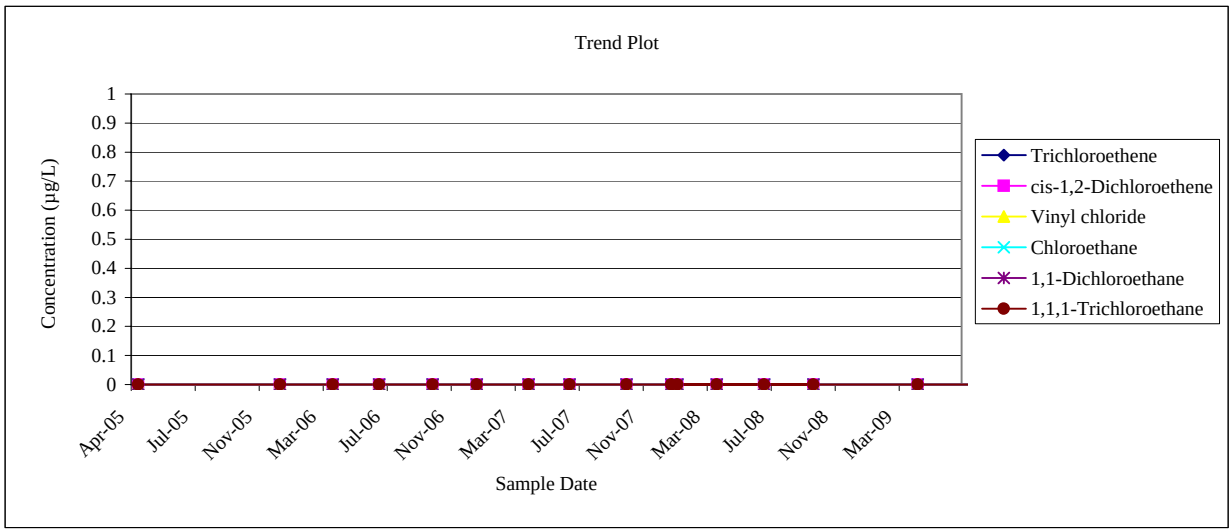

MONITORING WELL MW-11
SUMMARY OF VOCs IN GROUNDWATER
Former Scott Aviation Site
Lancaster, New York

Sample Date	Analytical Results (µg/L)					
	Trichloroethene	cis-1,2-Dichloroethene	Vinyl chloride	Chloroethane	1,1-Dichloroethane	1,1,1-Trichloroethane
4/14/2005	< 10	7	< 10	33	3	< 10
1/5/2006	2.2	6.7	3.9	31	6.7	<20
4/14/2006	< 20	9	4	16	4.1	< 20
7/10/2006	< 20	7.8	3.9	23	3.6	< 20
10/19/2006	6.8	23	7.9	25	5.7	1.7
1/9/2007	2.6	31	6.7	38	8.5	2.3
4/16/2007	0.89	9.8	4.1	22	3.4	<5
7/2/2007	< 5	13	6.1	< 5	4.8	0.84
10/16/2007	0.71	27	11	27	8.6	1.7
1/8/2008	1.1	38	18	29	12	3.4
4/2/2008	0.49	30	4.3	16	7.4	1.6
7/1/2008	1	42	14	32	11	2.8
10/2/2008	0.81	42	13	23	10	2.4
1/20/2009	0.77	36	11	16	8.7	1.9
4/14/2009	0.95	45	17	21	11	3
7/22/2009	0.69	37	9.9	16	<5	2

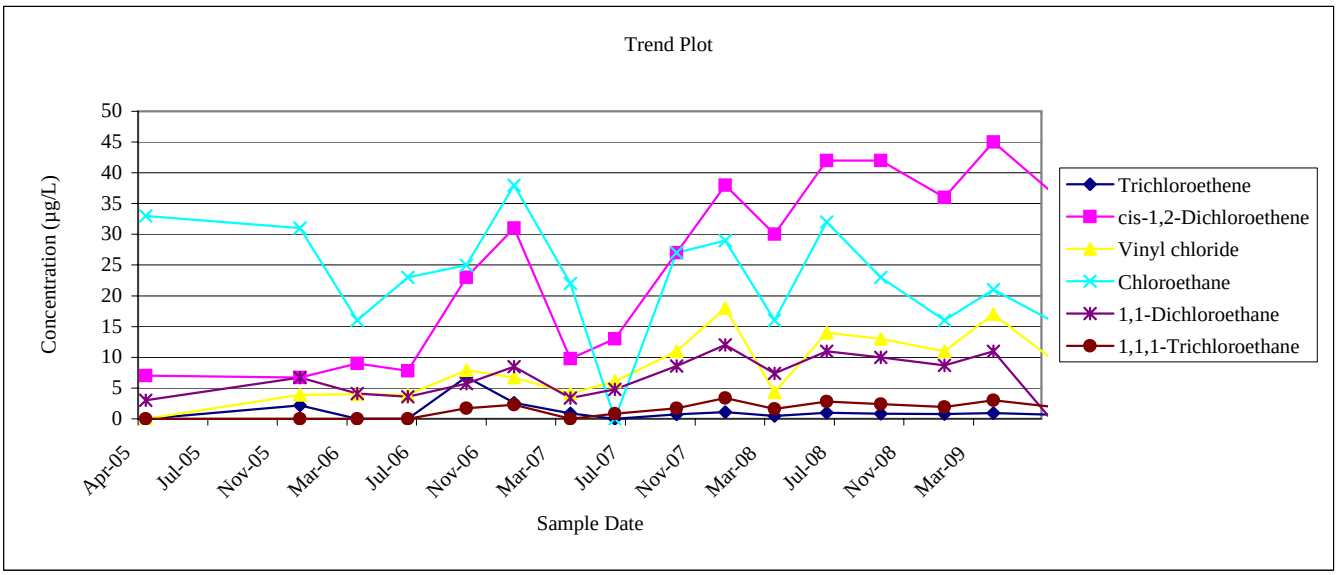

MONITORING WELL MW-12
SUMMARY OF VOCs IN GROUNDWATER
Former Scott Aviation Site
Lancaster, New York

Sample Date	Analytical Results (µg/L)					
	Trichloroethene	cis-1,2-Dichloroethene	Vinyl chloride	Chloroethane	1,1-Dichloroethane	1,1,1-Trichloroethane
10/12/2004	13	3	24	52	4	< 10
1/6/2005	< 10	< 10	39	82	6	< 10
4/14/2005	< 10	< 10	5	170	4	< 10
7/21/2005	< 5	< 5	14	87	3	<
10/5/2005	< 5	< 5	1.2	78	0.43	< 5
1/5/2006	< 25	< 25	7.2	43	5.8	< 25
4/14/2006	< 25	< 25	6.3	28	6.9	< 25
7/10/2006	< 25	< 25	15	69	5	< 25
1/9/2007	< 5	< 5	0.83	38	< 5	< 5
4/16/2007	< 20	< 20	< 20	29	< 20	< 20
7/2/2007	< 5	< 5	45	82	4.6	< 5
10/15/2007	< 5	< 5	42	87	5.2	< 5
1/8/2008	< 5	< 5	< 5	26	< 5	< 5
4/2/2008	< 5	< 5	< 5	23	< 5	< 5
7/1/2008	< 5	< 5	0.64	14	0.55	< 5
10/1/2008	< 5	< 5	7.8	20	2.1	< 5
1/2009	NS	NS	NS	NS	NS	NS
4/14/2009	<5	<5	6.8	23	<5	<5
7/22/2009	<5	<5	3.6	9.2	0.79	<5

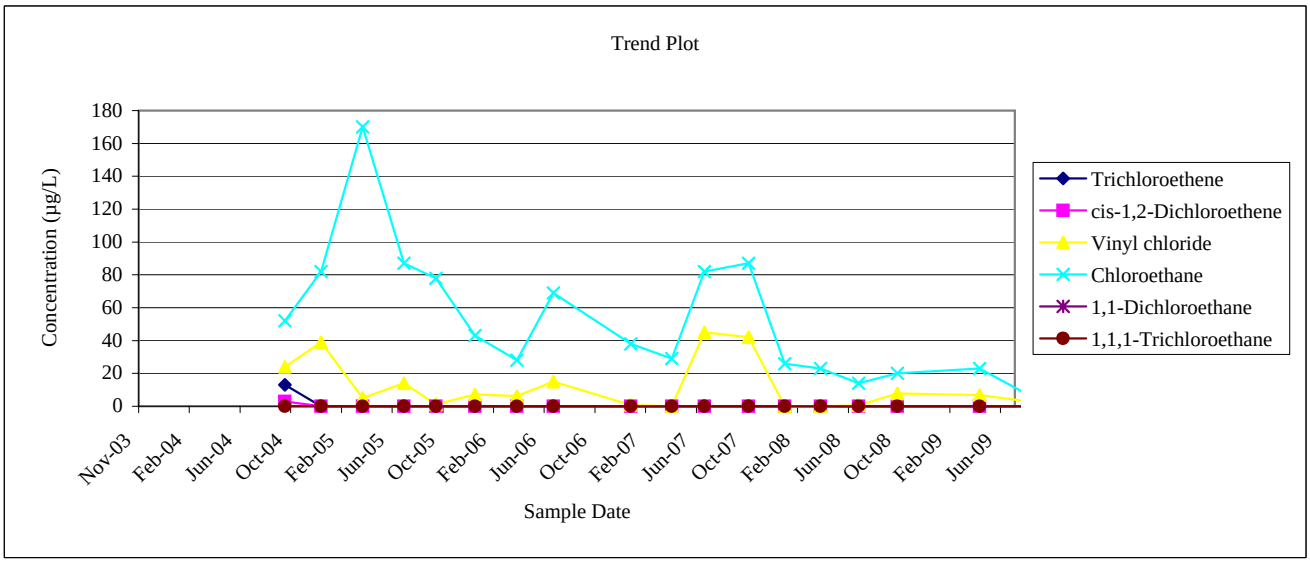

PIEZOMETER MW-13D
SUMMARY OF VOCs IN GROUNDWATER
Former Scott Aviation Site
Lancaster, New York

Sample Date	Analytical Results (µg/L)					
	Trichloroethene	cis-1,2-Dichloroethene	Vinyl chloride	Chloroethane	1,1-Dichloroethane	1,1,1-Trichloroethane
4/8/2004	17	2	< 10	< 10	< 10	< 10
10/12/2004	7	2	< 10	< 10	< 10	< 10
1/6/2005	< 10	< 10	< 10	< 10	< 10	< 10
4/15/2005	8	4	< 10	< 10	< 10	< 10
7/20/2005	1	2	< 5	< 5	< 5	< 5
10/4/2005	1.4	1.5	< 5	< 5	< 5	<5
7/10/2006	2	1.6	2.6	< 5	< 5	< 5
10/18/2007	< 5	0.55	1.1	< 5	< 5	< 5
1/20/2009	<5	<5	<5	<5	<5	<5

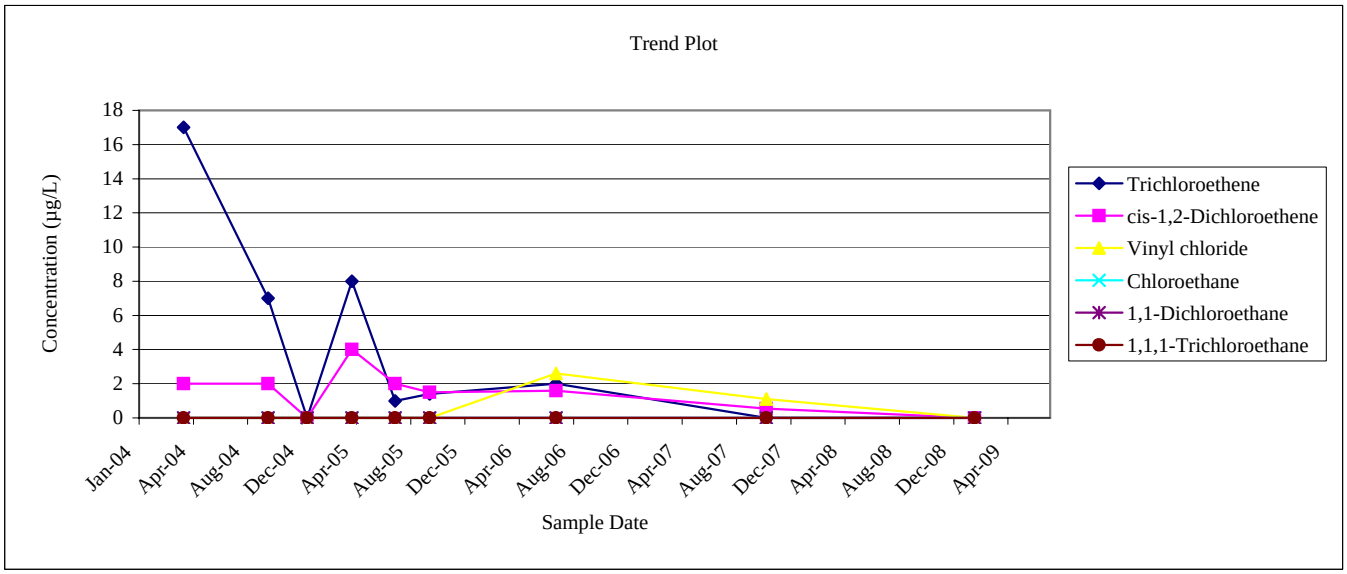

PIEZOMETER MW-13S
SUMMARY OF VOCs IN GROUNDWATER
Former Scott Aviation Site
Lancaster, New York

Sample Date	Analytical Results (µg/L)					
	Trichloroethene	cis-1,2-Dichloroethene	Vinyl chloride	Chloroethane	1,1-Dichloroethane	1,1,1-Trichloroethane
4/8/2004	10,000	9,000	320	< 100	< 100	< 100
10/12/2004	2,100	2,300	< 200	< 200	< 200	56
1/6/2005	10,000	9,400	720	< 200	75	62
4/15/2005	760	700	28	< 50	9	20
7/20/2005	870	990	37	< 40	16	49
10/4/2005	410	280	9.1	< 40	< 40	3.4
7/10/2006	17,000	9,400	300	9	65	88
10/19/2006	1,300	1,700	50	<100	19	36
1/10/2007	1,500	1,800	58	<100	24	41
4/17/2007	4,400	2,200	90	< 250	< 250	250
7/3/2007	220	410	11	< 25	5.7	7.2
10/18/2007	570	800	14	< 25	8.5	15
1/9/2008	1800	2300	330	7.3	32	68
4/3/2008	580	610	21	<50	8.5	9.5
7/2/2008	1,800	1,500	38	<120	14	13
10/2/2008	5,800	5,000	190	<120	36	27
1/20/2009	3,400	2,500	150	<10	30	28
4/15/2009	3,400	3,700	290	<40	<40	30

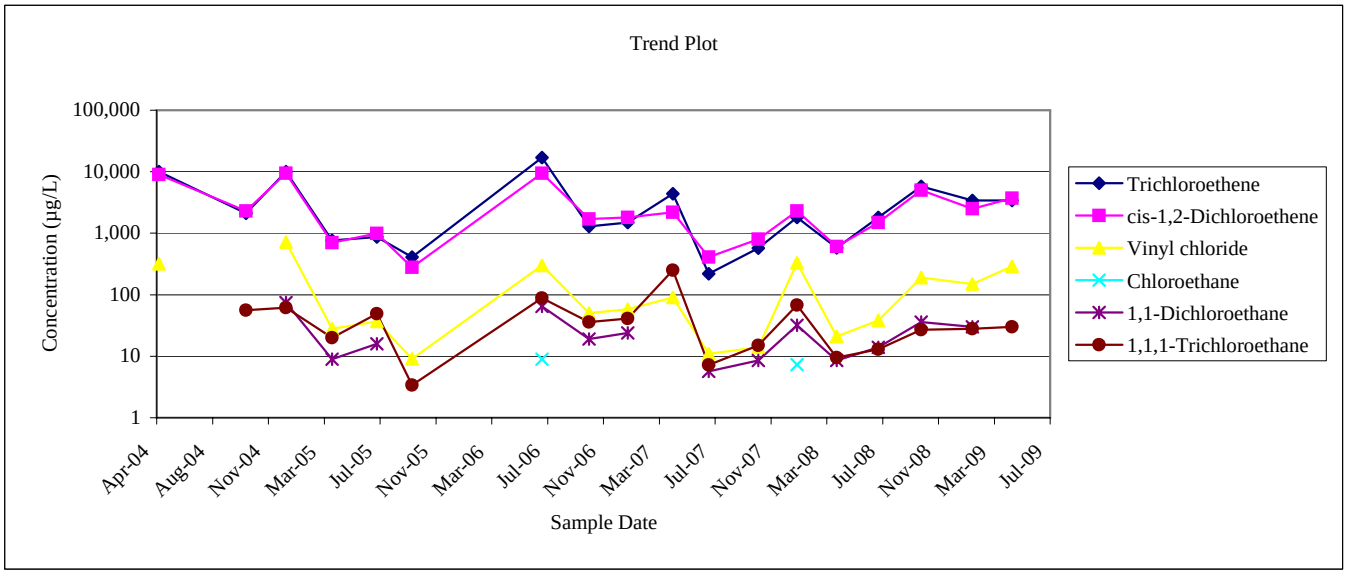

PIEZOMETER MW-14D
SUMMARY OF VOCs IN GROUNDWATER
Former Scott Aviation Site
Lancaster, New York

Sample Date	Analytical Results (µg/L)					
	Trichloroethene	cis-1,2-Dichloroethene	Vinyl chloride	Chloroethane	1,1-Dichloroethane	1,1,1-Trichloroethane
4/8/2004	21	8	< 10	4	< 10	< 10
10/12/2004	4	4	< 10	< 10	< 10	< 10
1/6/2005	20	190	45	3	8	2
4/15/2005	10	140	18	6	4	< 10
7/20/2005	26	200	31	4	7	2
10/5/2005	< 10	460	42	7.2	9.9	<10
7/10/2006	0.96	7.2	12	0.82	< 5	< 5
10/15/2007	< 5	47	66	1.8	2.2	< 5
1/21/2009	<5	2	1.4	0.91	1.3	<5

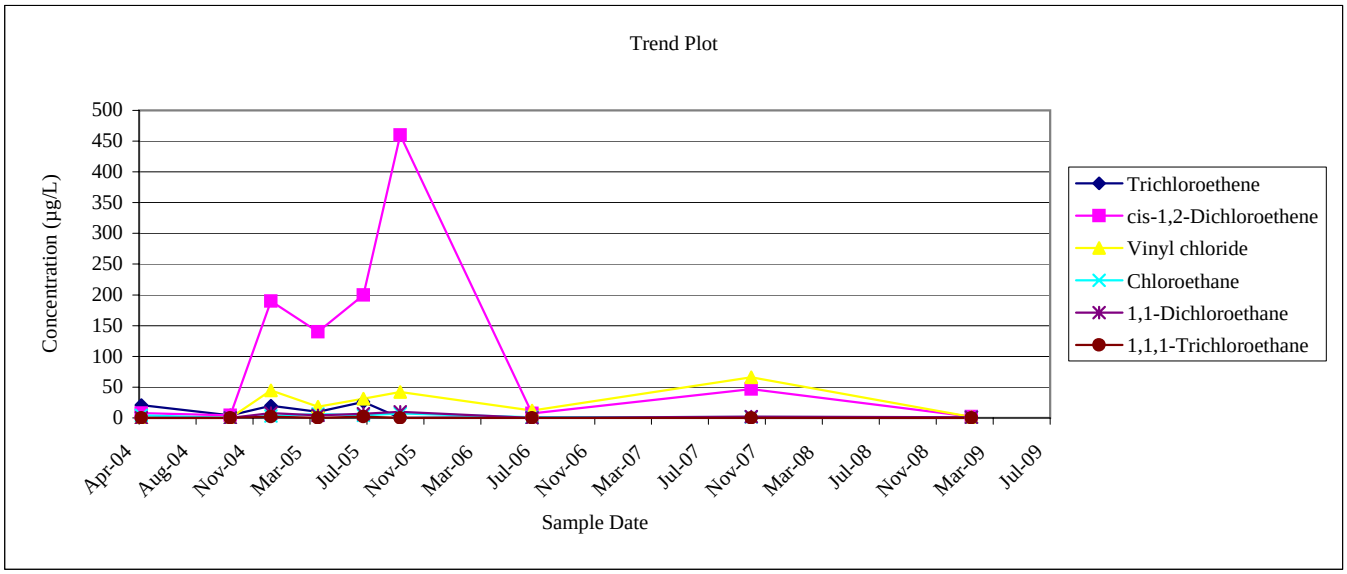

PIEZOMETER MW-14S
SUMMARY OF VOCs IN GROUNDWATER
Former Scott Aviation Site
Lancaster, New York

Sample Date	Analytical Results (µg/L)					
	Trichloroethene	cis-1,2-Dichloroethene	Vinyl chloride	Chloroethane	1,1-Dichloroethane	1,1,1-Trichloroethane
4/8/2004	21	78	290	530	80	< 20
10/12/2004	< 10	100	140	640	94	< 10
1/6/2005	< 10	59	22	82	48	< 10
4/15/2005	< 10	35	15	180	27	< 10
7/20/2005	< 5	39	36	76	42	< 5
10/5/2005	< 5	35	59	160	56	<5
7/10/2006	5.7	17	13	36	20	< 25
10/15/2007	< 5	63	16	5.7	52	1.3
1/21/2009	0.38	36	7.9	0.87	33	0.63

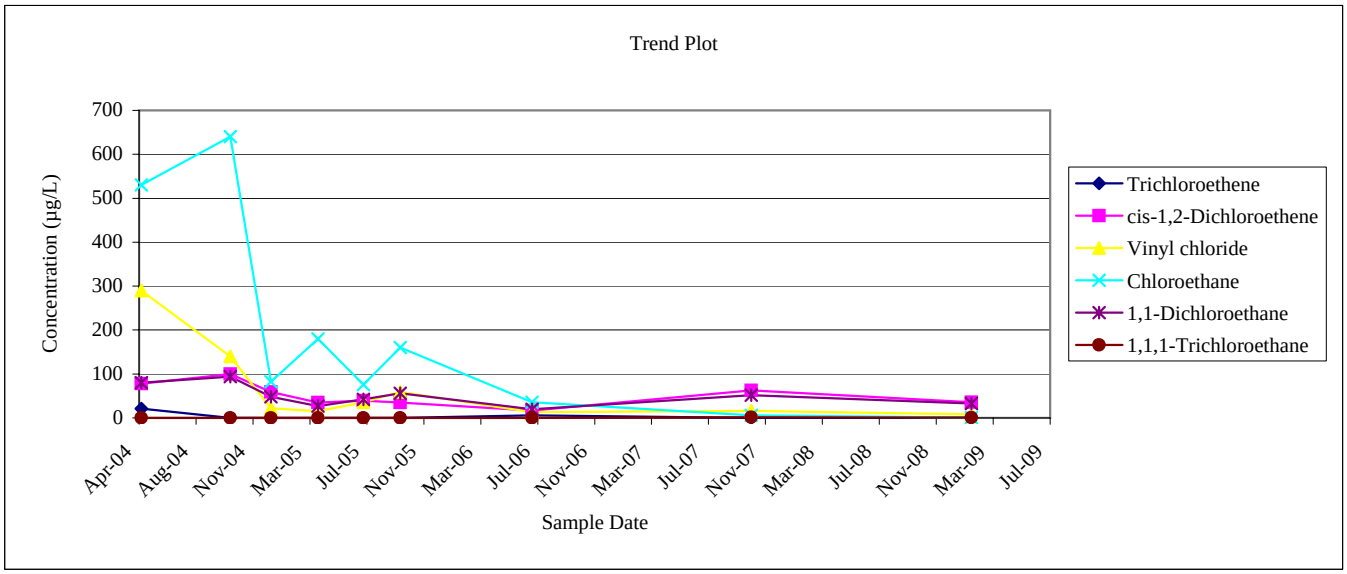

PIEZOMETER MW-15D
SUMMARY OF VOCs IN GROUNDWATER
Former Scott Aviation Site
Lancaster, New York

Sample Date	Analytical Results (µg/L)					
	Trichloroethene	cis-1,2-Dichloroethene	Vinyl chloride	Chloroethane	1,1-Dichloroethane	1,1,1-Trichloroethane
4/8/2004	21	740	180	180	120	< 10
10/12/2004	14	730	150	120	120	< 50
1/7/2005	18	590	200	140	100	< 50
4/15/2005	< 50	460	170	1,400	150	< 50
7/21/2005	15	610	230	1,200	190	< 25
10/5/2005	10	520	260	1,000	180	<50
7/10/2006	4.9	280	320	1,400	140	< 5
10/16/2007	3.6	210	99	620	66	< 5
1/21/2009	<25	22	32	1000	<25	<25

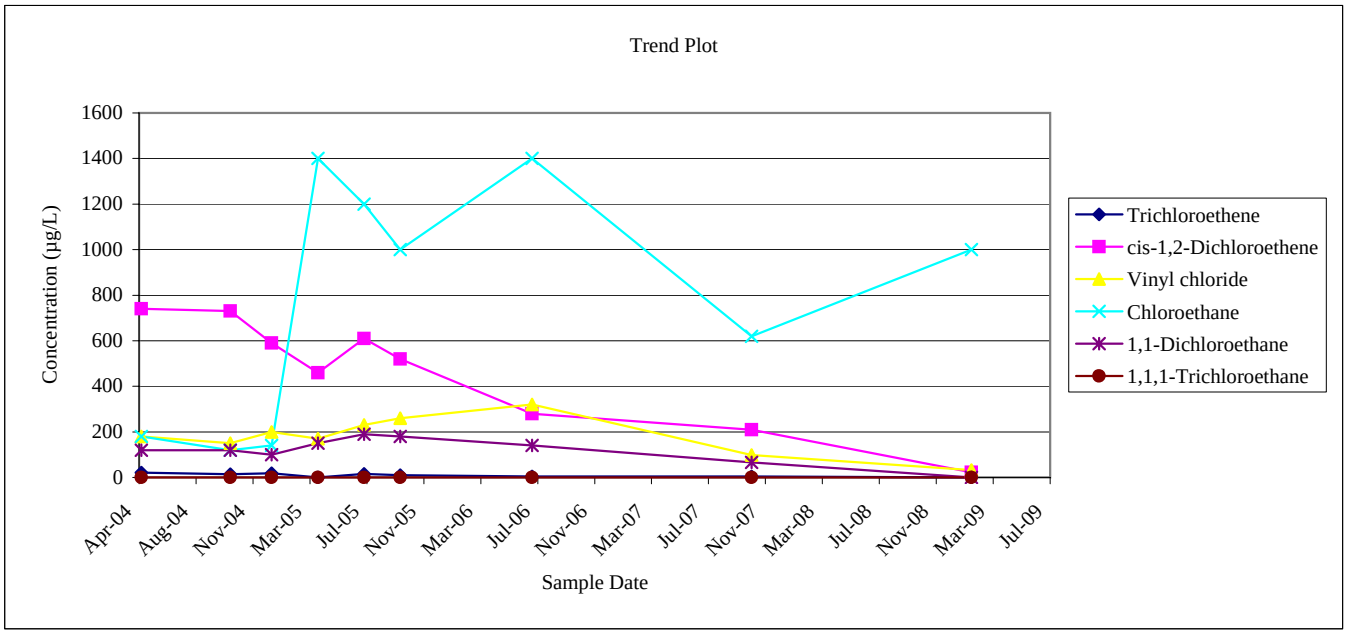

PIEZOMETER MW-15S
SUMMARY OF VOCs IN GROUNDWATER
Former Scott Aviation Site
Lancaster, New York

Sample Date	Analytical Results (µg/L)					
	Trichloroethene	cis-1,2-Dichloroethene	Vinyl chloride	Chloroethane	1,1-Dichloroethane	1,1,1-Trichloroethane
4/8/2004	280	1,700	770	240	1,500	< 250
10/12/2004	460	2,300	940	170	1,700	< 250
1/7/2005	340	2,000	760	170	1,300	< 250
4/15/2005	400	2,000	790	700	1,400	< 200
7/21/2005	430	2,600	1,000	490	1,800	< 120
10/5/2005	330	2,700	750	330	1,400	<100
7/10/2006	400	3,800	1,500	100	2,600	< 25
10/16/2007	400	3400	1300	190	2000	< 200
1/21/2009	180	1300	360	240	840	<5

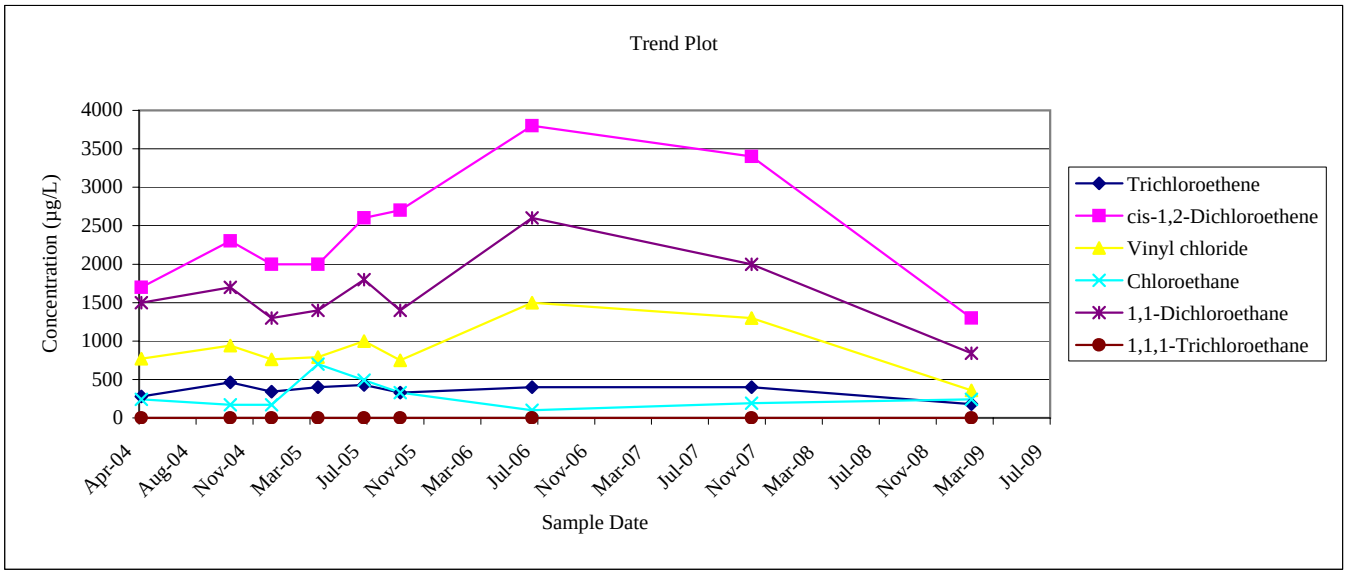

PIEZOMETER MW-16D
SUMMARY OF VOCs IN GROUNDWATER
Former Scott Aviation Site
Lancaster, New York

Sample Date	Analytical Results (µg/L)					
	Trichloroethene	cis-1,2-Dichloroethene	Vinyl chloride	Chloroethane	1,1-Dichloroethane	1,1,1-Trichloroethane
4/8/2004	6,900	490	< 500	< 500	< 500	< 500
10/12/2004	12,000	1,000	< 500	< 500	91	< 500
1/6/2005	9	27	39	22	15	< 10
4/15/2005	32	36	17	100	10	< 10
7/21/2005	25	12	4	84	2	< 10
10/5/2005	1.3	16	10	41	5	<5
7/10/2006	6.1	27	21	1,000	9.7	< 5
10/18/2007	6	48	39	250	16	< 20
1/22/2009	52	92	39	90	21	1.9

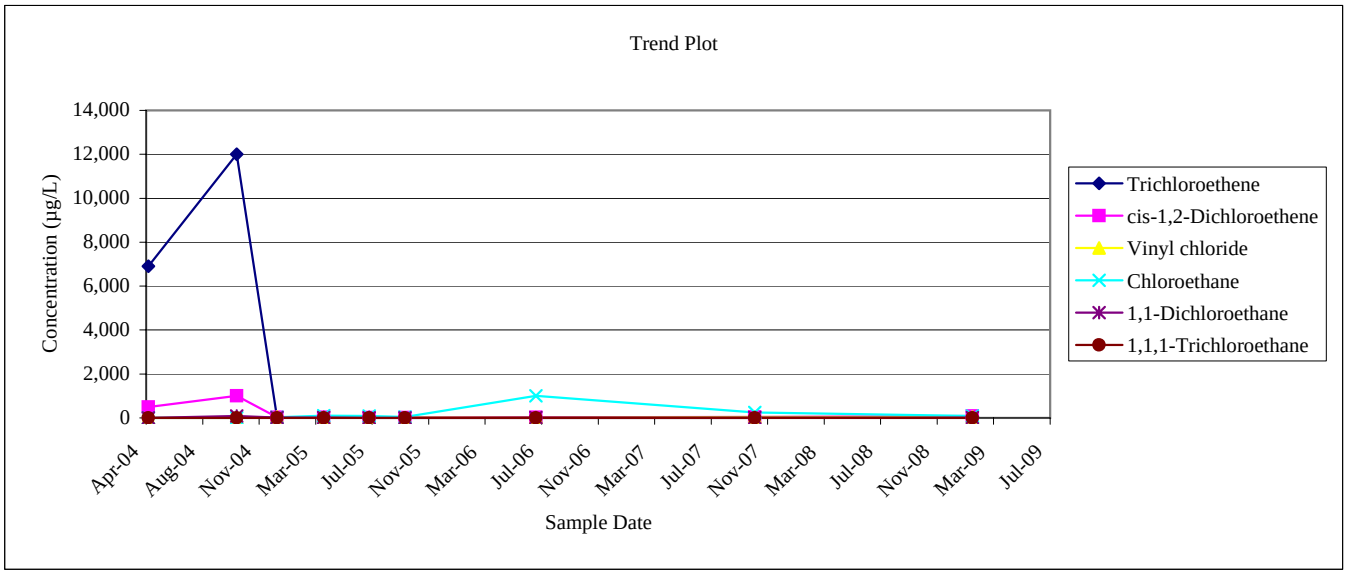

PIEZOMETER MW-16S
SUMMARY OF VOCs IN GROUNDWATER
Former Scott Aviation Site
Lancaster, New York

Sample Date	Analytical Results (µg/L)					
	Trichloroethene	cis-1,2-Dichloroethene	Vinyl chloride	Chloroethane	1,1-Dichloroethane	1,1,1-Trichloroethane
4/8/2004	860,000	62,000	< 20,000	< 20,000	5,000	14,000
10/12/2004	200,000	46,000	< 10,000	< 10,000	2,900	< 10,000
1/7/2005	420,000	64,000	< 10,000	< 10,000	3,800	3,300
4/15/2005	400,000	71,000	< 25,000	< 25,000	< 25,000	< 25,000
7/21/2005	480,000	76,000	1,500	2,200	4,400	2,700
10/5/2005	440,000	74,000	< 25,000	< 25,000	4,100	< 25,000
1/6/2006	470,000	82,000	2,600	< 20,000	3,300	5,200
4/14/2006	260,000	56,000	3,900	< 20,000	2,600	< 20,000
7/10/2006	310,000	78,000	4,000	< 20,000	3,500	< 20,000
10/19/2006	77,000	22,000	1,300	< 5,000	940	< 5,000
1/10/2007	44,000	18,000	1,900	< 2,500	840	< 2,500
4/17/2007	94,000	36,000	3,300	1,800	1,500	< 5,000
7/3/2007	86,000	38,000	3,000	< 5,000	1,400	< 5,000
10/18/2007	130000	47000	2800	2600	1600	820
1/8/2008	67000	30000	3200	< 5000	1100	< 5000
4/3/2008	76,000	35,000	2,900	710	1,300	500
7/2/2008	58,000	26,000	2,400	570	830	<5000
10/2/2008	63,000	26,000	3,100	690	920	<5000
1/22/2009	92,000	51,000	4,200	730	1,800	490
4/15/2009	130,000	61,000	4,200	<2000	1,800	900
7/22/2009	87,000	45,000	3,000	650	1,500	740