



Environment

Prepared for:
Scott Technologies, Inc.
aka Scott Figgie LLC
Frankford, DE

Prepared by:
AECOM
Buffalo, NY
60155991
November, 2016

Periodic Review Report (April 7, 2015 through April 7, 2016)

Former Scott Aviation Facility
Lancaster, New York
NYSDEC Site Code No. 9-15-149





Environment

Prepared for:
Scott Technologies, Inc.
aka Scott Figgie LLC
Frankford, DE

Prepared by:
AECOM
Buffalo, NY
60155991
November, 2016

Periodic Review Report (April 7, 2015 through April 7, 2016)

Former Scott Aviation Facility
Lancaster, New York
NYSDEC Site Code No. 9-15-149

Dino L. Zack, P.G.

Prepared By [Name]

James Kaczor, P.G.

Reviewed By [Name]

Contents

1.0 Introduction.....	1-1
1.1 Report Organization	1-1
1.2 Site Background.....	1-1
1.2.1 Site Geology/Hydrogeology	1-2
1.2.2 Site Remedial Investigation/Feasibility Study	1-2
1.2.3 Record of Decision	1-2
1.2.4 Previous Remediation Activities	1-2
1.2.5 Additional Investigation Activities	1-3
1.2.6 Remedial Alternatives Analysis	1-4
1.2.7 Injection Pilot Test	1-4
1.3 Remedial Action Objectives	1-4
2.0 Current Remediation System Configuration and Operation and Maintenance Summary	2-1
2.1 Current Remediation System Description and Configuration	2-1
2.2 Combined DPE Remediation System Operation Summary	2-1
2.3 Routine DPE System Maintenance and Troubleshooting	2-1
2.3.1 Routine System Maintenance	2-1
2.3.2 System Troubleshooting	2-2
2.3.3 Waste Disposal	2-3
3.0 Groundwater Monitoring Summary	3-1
3.1 Description of Groundwater Monitoring Activities for the Reporting Period	3-1
3.2 April 2016 Groundwater Sampling, Elevations and Groundwater Flow Direction	3-1
3.3 April 2016 Groundwater Analytical Results	3-2
3.4 Comparison of April 2016 Groundwater Analytical Data with Historical Groundwater Analytical Data	3-3
3.5 Groundwater Collection Trench and Dual Phase Extraction Wells Groundwater Analytical Data	3-4
3.6 Dechlorinating Bacteria Analysis	3-5
3.7 Dechlorinating Chemical Analysis	3-5
4.0 Groundwater Remediation System Monitoring and VOC Mass Removal Summary	4-1
4.1 System Monitoring Results	4-1
4.1.1 Air Discharge Monitoring	4-1
4.1.2 Water Discharge Monitoring	4-1

4.2	Mass Removal Summary	4-2
5.0	Conclusions and Recommendations	5-1
5.1	Conclusions	5-1
5.2	Recommendations	5-2
5.3	Proposed Monitoring and Compliance Sampling Schedule	5-2
6.0	Evaluate Remedy Performance, Effectiveness, and Protectiveness	6-1
6.1	Institutional Controls and Engineering Controls Certification.....	6-1
7.0	References	7-1

List of Appendices

Appendix A Former Scott Aviation Plant 2 O&M Checklist

Appendix B NYSDEC Hazardous Waste Compliance Inspection Form

Appendix C April 2016 Field Forms

Appendix D Current and Historical Summary of Groundwater Elevations

Appendix E Analytical Laboratory Data Packages (Provided on CD)

Appendix F Current and Historical Summary of VOC's in Groundwater

Appendix G IC/EC Certification Form Email from NYSDEC

List of Tables

<u>Table</u>	<u>Title</u>
1	Remedial Action Objectives
2	Monitoring Well, Nested Piezometer, Dual-Phase Extraction Well and Injection Well Construction Specifications
3	Summary of the Groundwater Monitoring Program – July 2015 through April 2016
4	Quarterly Groundwater Monitoring Well Water Level Data – April 4, 2016
5	Summary of Groundwater Analytical Data – April 2016
6	Summary of Groundwater Collection Trench Analytical Data – April 2016
7	Summary of Dual Phase Extraction Groundwater Analytical Data – April 2016
8	Vapor Monitoring Results – April 2016
9	Volatile Organic Compound Removed – Aqueous Phase
10	Combined DPE Remediation System Operation and Maintenance Schedule
11	Groundwater Monitoring Schedule – July 2016 through April 2017
12	Monitoring and Compliance Sampling Summary

List of Figures

<u>Figure</u>	<u>Title</u>
1	Site Location Map
2	Site Features Map
3	Location of Injection Points
4	Typical Dual Phase Extraction Recovery Well Construction Diagram
5	Typical Nested Piezometer Construction Diagram
6	Process and Instrumentation Diagram
7	Groundwater Surface Contour Map – April 2016 Average Overburden Groundwater Elevations
8	Groundwater Surface Contour Map – April 2016 D Overburden Groundwater Elevations
9	Trichloroethene Isoconcentration Contour Map – April 2016
10	Toluene Isoconcentration Contour Map – April 2016
11	Vinyl Chloride Isoconcentration Contour Map – April 2016
12	1,1-Dichloroethane Isoconcentration Contour Map – April 2016
13	Chloroethane Isoconcentration Contour Map – April 2016
14	1,2-Dichloroethene Isoconcentration Contour Map – April 2016
15	Xylenes Isoconcentration Contour Map – April 2016
16	Total Volatile Organic Compounds Isoconcentration Contour Map – April 2016

List of Acronyms

AS	air stripper
bgs	below ground surface
BSA	Buffalo Sewer Authority
cis-1,2 DCE	cis-1,2-dichloroethene
CD	compact disc
1,1-DCA	1,1-dichloroethane
DPE	dual phase extraction
EC/BPDES	Erie County/Buffalo Pollution Discharge Elimination System
ft	feet
gpm	gallons per minute
GWCT	groundwater collection trench
GWTB	groundwater treatment building
HES	Heritage Environmental Services, LLC
lb/hr	pounds per hour
LNAPL	light non-aqueous phase liquid
LRP	liquid ring pump
MVS	mechanical volatilization system
µg/m ³	micrograms per cubic meter
µg/L	micrograms per liter
NYCRR	New York Codes, Rules and Regulations
NYSDEC	New York State Department of Environmental Conservation
O&M	operation and maintenance
PRR	Periodic Review Report
RAER	Remedial Action Engineering Report
RAO	remedial action objective
RDWP	Remedial Design Work Plan
RI/FS	remedial investigation/feasibility study
ROD	Record of Decision
SICR	Site Investigation Completion Report
SVE	soil vapor extraction
1,1,1-TCA	1,1,1-trichloroethane
TCE	trichloroethene

TEH	total extractable hydrocarbons
TSS	total suspended solids
USEPA	United States Environmental Protection Agency
UST	underground storage tank
VC	vinyl chloride
VOC	volatile organic compound

Certification

I hereby certify, as a Professional Engineer licensed in the State of New York, that this "Periodic Review Report (April 7, 2015 through April 7, 2016)," prepared by AECOM Technical Services, Inc. for Scott Figgie LLC, was completed in conformance with accepted standards of practice for a project of this scope and nature, as well as the requirements of State of New York, Department of Environmental Conservation (NYSDEC), Order on Consent, Index No. B9-0377095-05, for the former Scott Aviation property (formerly Figgie International), NYSDEC Site Code No. 9-15-149.

Warning: It is a violation of the New York State Education Law for any person, unless acting under the direction of a licensed professional engineer, to alter an item in these plans or report in any way. If alterations are required, they shall be made in accordance with Article 145, Subsection 7209 of the New York State Education Law.

PE Stamp

Signature: _____

Mark E. Lang, P.E., BCEE
New York License No. 074013
AECOM Technical Services, Inc.

Date: _____

1.0 Introduction

On behalf of Scott Figgie LLC (successor to Scott Technologies, Inc.), hereinafter “Scott”, and pursuant to the requirements of New York State Department of Environmental Conservation (NYSDEC), Order on Consent, Index No. B9-0377095-05, AECOM Technical Services, Inc. (AECOM) prepared this Periodic Review Report (PRR) to summarize the operation and maintenance (O&M) and groundwater monitoring activities for the combined dual phase extraction (DPE) remediation system at the former Scott Aviation facility (the “Site”), NYSDEC Site Code No. 915149, located at 225 Erie Street, Village of Lancaster, County of Erie, State of New York (**Figure 1**). A selected remedy for soil and groundwater was described in the Record of Decision (ROD), Scott Aviation Site, Village of Lancaster, Erie County, Site Number 915149, which was signed into Declaration on November 7, 1994 (NYSDEC, November 1994). The reporting period discussed herein encompasses the period between April 7, 2015 and April 7, 2016.

1.1 Report Organization

The purpose of this PRR is to provide a summary of the current remediation system configuration, describe significant O&M and groundwater monitoring activities, discuss overall remediation system performance during the reporting period, and provide recommendations for future combined DPE remediation system operation.

This PRR was developed to adhere to NYSDEC site investigation and remediation requirements (NYSDEC DER-10, May 2010). More specifically, this report provides the following information:

- Report organization details, a brief summary of Site history, previous Site investigations, remediation activities, and remedial action objectives (RAOs) for the Site (Section 1.0);
- A description of the current combined DPE remediation system configuration and detailed summary of O&M activities performed during the reporting period (Section 2.0);
- A groundwater monitoring program summary including a description of groundwater monitoring activities completed during the reporting period, a detailed review of the April 2016 comprehensive groundwater monitoring event, and a comparison of historical comprehensive groundwater analytical results to the April 2016 comprehensive groundwater analytical results (Section 3.0);
- A summary of groundwater remediation system monitoring and remediation progress (Section 4.0);
- Conclusions, a description of upcoming Site-related activities, and a proposed monitoring and compliance sampling schedule (Section 5.0);
- Certification of the Institutional Controls and Engineering Controls (Section 6.0); and,
- References used in the preparation of this report (Section 7.0).

1.2 Site Background

The following subsections present a brief summary of Site history and previous investigation and remediation activities.

1.2.1 Site Geology/Hydrogeology

The native soils underlying the Site generally consist of interbedded silts and clays with discontinuous sporadic fine sand lenses (shallow overburden). A thin coarse-grained layer is located above the bedrock (deep overburden). The average thickness of the overburden is approximately 21 feet (ft); ranging from 20 ft in the south to 26 ft in the north.

Groundwater is first encountered at the Site in the shallow overburden and then again just above the bedrock in the deep overburden. The natural flow of groundwater at the Site in both the shallow and deep overburden is to the northwest. Depth to groundwater across the Site in both the shallow and deep overburden is measured quarterly and is discussed in detail in Section 3.2 of this report.

1.2.2 Site Remedial Investigation/Feasibility Study

A 3,000-gallon underground storage tank (UST) was previously located at the Site, immediately adjacent to the southwest corner of Scott Aviation Plant 2 (**Figure 2**). The UST was used to store waste cutting oil and spent chlorinated solvents generated during manufacturing operations conducted in Plant 2. Activities at Plant 2 have historically included the machining of piece parts from metal feedstock and the fabrication of cores to fit into devices that provide emergency oxygen upon demand in commercial aircraft (Earth Tech, April 2004).

During April 1991, the former Site owner, Figgie International, removed the aforementioned UST. Based on contamination discovered during the removal of the UST, Figgie International entered into a remedial investigation/feasibility study (RI/FS) Order on Consent with the NYSDEC on July 9, 1992, and an RI was initiated by Versar, Inc. on behalf of Figgie International in the immediate area surrounding the former UST location. The final RI report, approved by the NYSDEC on December 13, 1993, indicated the presence of volatile organic compounds (VOCs) in excess of NYSDEC soil and groundwater guidance values to the west of Plant 2. A subsequent FS report was prepared by Figgie International and approved by the NYSDEC on August 29, 1994 (per O'Brien & Gere, July 1996).

1.2.3 Record of Decision

Based on the results of the RI/FS, the NYSDEC prepared a ROD, dated November 7, 1994, which required remedial actions to be initiated to address contaminated soils and groundwater at the Site. The ROD specified that soil remediation would be accomplished by excavating all soils with VOCs above Site-specific RAOs and subsequently treating the soil on-Site using an ex-situ soil vapor extraction (SVE) system. The established RAOs for the Site are presented in **Table 1** and are discussed further in Section 1.3 of this report. The ROD also specified that groundwater remediation would be performed by installing a groundwater collection trench (GWCT) west of Plant 2 to induce hydraulic capture of groundwater impacted with VOCs and by constructing an associated groundwater treatment system. A ROD Amendment approving the use of a mechanical volatilization system (MVS) to treat excavated soils in lieu of the proposed ex-situ SVE system was issued by the NYSDEC on April 19, 1995 (O'Brien & Gere, July 1996).

1.2.4 Previous Remediation Activities

This section summarizes previous soil and groundwater remedial activities performed at the Site.

1.2.4.1 Source Area Soil Excavation and Treatment

Following approval of the Remedial Design by the NYSDEC in September 1995, soil remediation actions were initiated. Soils to the west of Plant 2 in the vicinity of the former UST were excavated

and treated on-Site using an MVS (see **Figure 2**). The MVS process consisted of a screening plant and hammermill shredder that mechanically pulverized and aerated the excavated soil that had previously been amended with pulverized quick lime. Volatilization of the VOCs from the soil occurred as a result of the sieving and pulverizing actions and also because of the heat generated by the reaction of lime with moisture in the soil. Approximately 5,600 cubic yards of soil were excavated from depths ranging between 2 ft and 21 ft bgs (bedrock contact) and treated using the MVS. Based on analytical results for the treated soil (each individual VOC <1 milligram per kilogram (mg/kg) and total VOCs <10 mg/kg), the NYSDEC approved backfilling the excavation with the originally excavated soil processed on-Site with the MVS on December 11, 1995. Backfilling of the excavation was completed on December 19, 1995.

1.2.4.2 Groundwater Collection Trench

In accordance with the ROD, a 200-foot long GWCT was constructed approximately 90 ft west of Plant 2 during February 1996 (see **Figure 2**). The purpose of the trench was to maintain hydraulic control of VOC-impacted groundwater. The bottom of the trench was excavated down to bedrock (approximately 25 ft bgs). The bottom five feet of the trench consists of rounded pea gravel and the top 20 feet of the trench was backfilled with remediated soils. A 6-inch diameter, slotted high density polyethylene pipe located at the bottom of the trench conveys water to a wet well located at the north end of the trench. The water is transferred from the wet well using a submersible pump through a 1-inch diameter schedule 80 polyvinyl chloride pipe to a treatment system located in the Groundwater Treatment Building (GWTB) immediately west of Plant 2.

The groundwater treatment system consists of a low-profile shallow tray air stripper (AS) unit. Treated water from the AS unit is discharged to the Buffalo Sewer Authority (BSA) under an Erie County/ Buffalo Pollutant Discharge Elimination System (EC/BPDES) permit via a 2-inch diameter force main that discharges to a BSA sanitary sewer located south of the GWTB at Erie Street (O'Brien & Gere, July 1996). Start-up of the groundwater treatment system occurred on March 1, 1996. **Figure 2** shows the location of the GWCT and GWTB.

1.2.5 Additional Investigation Activities

Annual groundwater monitoring completed in April 1998 indicated an increasing trend in VOC concentrations in MW-4, located to the west of the GWCT at the western property boundary of the Site. Additionally, light non-aqueous phase liquid (LNAPL) was observed at MW-4 on the water level probe during a quarterly monitoring event conducted in November 1998. In April 1999, four new monitoring wells (designated MW-7, MW-8, MW-9, and MW-10) were installed to evaluate the extent and potential source of VOCs and LNAPL observed in MW-4. Based on repeated detections of VOCs and LNAPL in the groundwater to the west of the GWCT, a comprehensive site investigation was conducted in February 2003 to further assess the vertical and horizontal extent of VOCs and LNAPL.

During the 2003 investigation, LNAPL was observed in MW-8 only. A total of 21 direct push technology borings were advanced to the east and west of the GWCT to further assess the extent of impacted soils west of Plant 2. Results were summarized in the June 2003 Site Investigation Completion Report (SICR), and the data indicated the continued presence of chlorinated VOCs above the RAOs in the saturated soil and groundwater, primarily to the west of the GWCT (Earth Tech, June 2003).

1.2.6 Remedial Alternatives Analysis

Based upon the results of the 2003 investigation, a remedial alternatives analysis was completed and results were included in the SICR. DPE was recommended to be implemented to supplement the existing remediation system and to further remediate VOCs in soil and groundwater at the Site (Earth Tech, June 2003).

At the request of the NYSDEC, a Remedial Design Work Plan (RDWP) (Earth Tech, November 2003) was prepared that provided a detailed description of the proposed DPE system recommended in the SICR. A discussion of DPE system construction, startup, and O&M activities during approximately the first year of operation (May 14, 2004 through July 19, 2005) is provided in the first Remedial Action Engineering Report (RAER; May 14, 2004 through July 19, 2005; Earth Tech, November 2005).

1.2.7 Injection Pilot Test

Beginning on July 28, 2010 and concluding on October 29, 2010, O&M, Inc., on behalf of Scott and with NYSDEC approval, initiated a chemical oxidation pilot test. The test consisted of injection of sodium persulfate with chelated iron activation at 10 injection points located within the area of the >100 micrograms per liter ($\mu\text{g/L}$) trichloroethene (TCE) plume as defined in 2010. A second series of injections was performed between June and October 2011; refer to attached **Figure 3** for injection locations. A review of groundwater data at the source wells following the pilot test indicated a spike in TCE concentrations; possibly due to mobilization of product from the vadose zone.

On November 6, 2014, AECOM submitted an Injection Pilot Test Work Plan to NYSDEC outlining a pilot test injection program to be performed with the injectate Anaerobic BioChem and zero valent iron (ABC+[®]). Following NYSDEC approval, the pilot test was performed in November 2014 in a 1,200 square foot area centered between source wells MW-4, MW-8R, and MW-16S; refer to attached **Figure 3** for injection locations. Following the November 2014 injection of ABC+[®], two rounds of groundwater samples were collected and analyzed for VOCs. The groundwater VOC data collected in January 2015 and April 2015 showed significant decreases in TCE concentrations in the area of the injections, with increases in cis-1,2-dichloroethene (cis-1,2-DCE), chloroethane, and vinyl chloride (VC).

On April 28, 2015, AECOM submitted an addendum to the Injection Pilot Test Work Plan to NYSDEC outlining a second phase of injections to be performed with the injectate ABC+[®]. Following NYSDEC approval, the injection program was performed between April and May 2015 in an approximate 3,600 square foot area centered between monitoring wells MW-4, MW-8R, MW-13S/D, and MW-16S/D, and dual phase extraction wells DPT-3, DPT-4, DPT-5, DPT-7, and DPT-8; refer to attached **Figure 3** for injection locations. A total of 21 injection points were completed with approximately 410 gallons of ABC+[®] injected at each location. Note that this area was expanded vertically and horizontally from the first phase of injections as well as overlapping (offset) the first phase of injections. Per the table in Section 3.4 below, TCE concentrations show a decreasing trend. In an effort to monitor the effectiveness of the previous injections, several monitoring wells have been added to the quarterly sampling program; refer to Section 5.3 below for additional details.

1.3 Remedial Action Objectives

Cleanup criteria for Site soil and groundwater are based on the RAOs established in the ROD (NYSDEC, November 1994). **Table 1** presents the Site-specific cleanup criteria for the contaminants of concern. The RAOs for the combined soil and groundwater remediation system include:

1. Maintain hydraulic control of shallow groundwater and eliminate potential off-Site migration of VOCs along the western property boundary.
2. Lower the groundwater table within the impacted source area to expose the aquifer matrix and subsequently extract soil vapors containing VOCs using enhanced vacuum extraction. By lowering the water table surface, the DPE system induces groundwater flow toward the system extraction wells, thereby allowing the applied vacuum to more effectively remove VOCs in the exposed aquifer matrix.
3. Reduce the mass of VOCs in the subsurface and remediate Site soil and groundwater to meet RAOs.
4. Obtain No Further Action status for the Site.

2.0 Current Remediation System Configuration and Operation and Maintenance Summary

This section provides a description of the current remediation system configuration and a summary of combined DPE remediation system O&M activities performed during the reporting period (April 7, 2015 through April 7, 2016).

2.1 Current Remediation System Description and Configuration

As described in Section 1.2.4.2 of this report, the initial groundwater remediation system installed at the Site consisted of a 200-foot long GWCT and an associated groundwater treatment system located to the west of Plant 2. The GWCT remediation system was combined to operate with a new DPE remediation system which was installed at the Site between February and May 2004. The combined remediation systems, known collectively as the combined DPE remediation system, began operation on May 14, 2004.

Figure 2 depicts the combined DPE remediation system including DPE system recovery wells, monitoring wells, and nested piezometers, DPE system piping locations, the DPE system trailer, and the pre-existing GWCT and GWTB. The DPE system consists of eight recovery wells. **Figure 4** presents a typical DPE recovery well construction diagram. Three additional monitoring wells (MW-8R, MW-11 and MW-12) and four pairs of nested piezometers (MW-13S/D through MW-16S/D) were also installed as part of DPE system construction activities and monitoring activities completed in 2004 and 2005. A typical nested piezometer construction diagram is shown in **Figure 5**. Monitoring well, nested piezometer, injection well and DPE system recovery well construction details are provided in **Table 2**. Section 2.0 of the first RAER provides a detailed summary of recovery well and monitoring well installation, subsequent DPE system installation, and DPE system equipment specifics (Earth Tech, November 2005). **Figure 6** presents the process and instrumentation diagram for the combined DPE remediation system.

2.2 Combined DPE Remediation System Operation Summary

The DPE system was taken off line following the second quarter 2014 sampling event to accommodate both repairs to the LRP and an injection pilot test (refer to Section 1.2.7). The GWCT, however, remained in operation. During the current reporting period from April 7, 2015 through April 7, 2016, the total volume of groundwater treated and discharged to the sanitary sewer via the AS unit was approximately 463,474 gallons, at an average flow rate of 0.88 gallons per minute (gpm). The treated groundwater was discharged to the BSA via the local sanitary sewer system.

2.3 Routine DPE System Maintenance and Troubleshooting

The following subsections describe routine remedial system maintenance and troubleshooting as well as associated waste disposal that occurred during the current reporting period.

2.3.1 Routine System Maintenance

During routine weekly Site visits, AECOM personnel recorded system operating parameters, and inspected and cleaned the various system components and piping as needed. Minor system repairs

were also made as necessary throughout the reporting period. The O&M data collected during the Site visits was recorded using the O&M checklist presented in **Appendix A**. Data collected on these checklists are used to track the performance of the system.

2.3.2 System Troubleshooting

Sporadic system shutdowns and delays that required troubleshooting and maintenance occurred during the current reporting period. These activities are summarized below. (Note: This information is on the basis of Scott Figgie LLC fiscal year, which begins in October.)

Third Quarter 2015 (following April 2015 sampling event through end of July 2015 sampling event) combined DPE remedial system O&M:

- AECOM continued routine GWCT remediation system O&M and optimization. The GWCT remediation system ran continuously throughout the quarter; the DPE system remained off to accommodate the November 2014 and April 2015 ABC+[®] injection programs and monitoring periods.
- During the week of May 25, 2015, AECOM and Matrix Environmental Technologies, Inc. (Matrix) completed restoration of the western swale and lawn area following the second phase of the ABC+[®] injections. In addition, Matrix repaired three monitoring wells (MW-6, MW-10, and MW-16S/D), decommissioned 10 injection wells, and repaired the header piping at DPE-8.
- On June 19, 2015, AECOM and Matrix disassembled and cleaned the air stripper.

Fourth Quarter 2015 (following July 2015 sampling event through end of October 2015 sampling event) combined DPE remedial system O&M:

- AECOM continued routine GWCT remediation system O&M and optimization. The GWCT remediation system ran intermittently throughout the quarter due to fouling of the pump with residual injectate from the April 2015 ABC+[®] injections; the DPE system remained off to accommodate the ABC+[®] injection program monitoring periods.
- On July 30, 2015, removal of hazardous waste materials (see Section 2.3.3).
- On July 30, 2015, AECOM noted that the GWCT pump was not working properly; Matrix was onsite on August 5 and 14, 2015 to troubleshoot the GWCT pump. The pump was brought back on line during Matrix's August 14, 2015 site visit.
- During the week of August 31, 2015, Matrix, with AECOM oversight, performed the annual DPE well and conveyance line cleaning.

First Quarter 2016 (following October 2015 sampling event through end of January 2016 sampling event) combined DPE remedial system O&M:

- AECOM continued routine GWCT remediation O&M and optimization. The GWCT remediation system ran continuously throughout the quarter; the DPE system remained off to accommodate the ABC+[®] injection program monitoring periods.

- AECOM deployed two passive sample devices known as “Bio-traps” on December 7, 2015 at MW-4 and MW-16S. The “Bio-trap” data would be used to assess *Dehalococcoides* population to determine recommendations to complete dechlorination of cis-1,2-dichloroethene (cis-1,2-DCE) and vinyl chloride (VC) to chloroethane and ethene.

Second Quarter 2016 (following January 2016 sampling event through end of April 2016 sampling event) combined DPE remedial system O&M:

- AECOM continued routine GWCT remediation O&M and optimization. The GWCT remediation system ran continuously throughout the quarter; the DPE system remained off to accommodate the ABC+[®] injection program monitoring periods.
- AECOM extracted the “Bio-traps” from MW-4 and MW-16S on January 4, 2016 and submitted for laboratory analysis. Data was used to assess *Dehalococcoides* (DHC) population to determine recommendations to complete dechlorination of cis-1,2-DCE and VC to chloroethane and ethene. The “Bio-trap” results are discussed in Section 3.6.
- On January 12, 2016, AECOM coordinated the removal of hazardous waste materials (see Section 2.3.3).
- On February 23, 2016, AECOM re-surveyed the locations and casing elevations at monitoring well and DPE wells, as several wells had been recently rehabilitated.
- AECOM and Matrix performed the quarterly O&M activity during the week of March 28, 2016. Activities included dismantling and cleaning the air stripper, cleaning system totalizers, and briefly activating the DPE system to make sure that the pumps were working properly, as the system had been off-line since the ABC+[®] injection programs began in November 2014.

2.3.3 Waste Disposal

On July 30, 2015, Heritage Environmental Services, LLC (HES) transported and disposed one 55-gallon drum (254 pounds) containing sediment and miscellaneous debris. This hazardous material (F002 waste code) was generated during O&M activities conducted at the Site between March 2015 and July 2015. AECOM personnel supervised the loading of the drum at the Site prior to transportation to an approved disposal facility.

On January 12, 2016, HES transported and disposed one 55-gallon drum (143 pounds) containing sediment and miscellaneous debris. This hazardous material (F002 waste code) was generated during O&M activities conducted at the Site between August 2015 and January 2016. AECOM personnel supervised the loading of the drum at the Site prior to transportation to the Heritage Thermal Services, Inc. facility located in East Liverpool, Ohio.

On February 23, 2016, NYSDEC performed a hazardous waste compliance inspection; a letter dated February 24, 2016 from NYSDEC regarding the inspection documented that no violations were observed; refer to **Appendix B** for a copy of the cover letter and associated inspection form.

The next hazardous waste pickup (for waste generated between January 2016 and July 2016) is scheduled for July 2016.

3.0 Groundwater Monitoring Summary

The following sections provide a detailed description of groundwater monitoring activities completed during the current reporting period (April 7, 2015 through April 7, 2016), a review of the most recent comprehensive groundwater monitoring event analytical results, and a comparison of those results to historical comprehensive groundwater monitoring event analytical data.

3.1 Description of Groundwater Monitoring Activities for the Reporting Period

The groundwater monitoring program associated with the original GWCT system was combined with the monitoring program developed for the new DPE system in May 2004. Monitoring wells sampled during this reporting period varied in accordance with Table 10 of the NYSDEC-approved November 2005 RAER list of monitoring wells to be sampled during subsequent monitoring events. A total of four groundwater monitoring events were performed during the current reporting period (**Table 3**). These included three targeted quarterly monitoring events (July 2015, October 2015, and January 2016) and one comprehensive monitoring event (April 2016).

In July 2015, October 2015, and January 2016, quarterly sampling was performed which targeted six perimeter monitoring wells (MW-2, MW-3, MW-6, MW-10, MW-11 and MW-12 and four wells located within the TCE plume (MW-4, MW-8R, MW-13S and MW-16S). In addition, some DPE wells (DPE-3, DPE-4, DPE-5, DPE-7, and DPE-8) were sampled in July 2015 and October 2015, and the GWCT manhole was sampled in July 2015, October 2015, and January 2016.

In April 2016, a comprehensive groundwater monitoring event included all Site monitoring wells and nested piezometer pairs (17 total wells), as well as DPE wells DPE-1, DPE-2, DPE-3, DPE-4, DPE-5, DPE-7, DPE-8, and the GWCT manhole. Discussions of the results and the associated laboratory reports for the July 2015, October 2015, and January 2016 groundwater sampling events have previously been provided to the NYSDEC in quarterly monitoring summary reports (AECOM, August 2015; AECOM, November 2015; and AECOM, February 2016). A discussion of the groundwater analytical results for the comprehensive April 2016 sampling event is presented in Sections 3.2 and 3.3 of this report.

3.2 April 2016 Groundwater Sampling, Elevations and Groundwater Flow Direction

AECOM personnel collected groundwater samples for the latest comprehensive monitoring event between April 4 and 7, 2016, in accordance with the procedures outlined in the NYSDEC-approved RDWP. The locations of the monitoring wells sampled in April are shown on **Table 3**. Field forms generated during the April 2016 sampling event are provided in **Appendix C**. Groundwater samples were analyzed for VOCs by TestAmerica, Inc. located in Amherst, New York, using United States Environmental Protection Agency (USEPA) analytical procedures manual SW-846, Method 8260C.

A complete round of groundwater levels was measured for all Site wells and piezometers. **Table 4** provides a summary of groundwater elevations measured on April 4, 2016. A historical summary of groundwater levels and corresponding elevations and hydrographs for each monitoring well and

nested piezometer pair is provided in **Appendix D**. Monitoring wells MW-2, MW-3, MW-4, MW-6, MW-8R, MW-9, MW-10, MW-11, and MW-12 are screened across both the shallow and deep water-bearing units. The nested piezometer pairs (MW-13S/D, MW-14S/D, MW-15S/D, and MW-16S/D) are discretely screened, with one piezometer screened in the shallow water-bearing unit ('S' designation) and one piezometer screened in the deep water-bearing unit ('D' designation).

Two groundwater surface contour maps for April 2016 are provided. The average water levels calculated for the nested piezometer pairs in conjunction with monitoring well water level data were used to generate the groundwater surface contours presented in **Figure 7**. **Figure 8** illustrates the groundwater surface contours using only monitoring well and deep piezometer water level data.

Groundwater elevations measured in April 2016 ranged from 672.39 ft above mean sea level (AMSL) at MW-14D to 687.17 ft AMSL at MW-15S. Based on these water level measurements, the groundwater surface beneath the Site continues to exhibit an inward radial pattern (i.e., cone of depression), and groundwater flows inward towards the operating DPE recovery wells and the GWCT. **Figures 7 and 8** show depressions in the water table surface centered on MW-4, MW-8R, MW-9, MW-14S/D and MW-16D, which are located west of the GWCT. The historical groundwater flow direction at the Site before active groundwater remediation was initiated had been predominantly to the northwest. These figures indicate that the GWCT remediation system continues to induce groundwater flow reversal along the western property boundary. This groundwater flow reversal helps to provide sustained hydraulic capture of the on-Site groundwater.

3.3 April 2016 Groundwater Analytical Results

The April 2016 groundwater sampling event was the eleventh comprehensive sampling event conducted at the Site following the installation of the DPE system in May 2004. VOCs detected in groundwater during the April 2016 sampling event are presented in **Table 5**. The following table summarizes the VOCs detected, their respective concentration ranges, the number of detections, and the number of those detections that exceeded Site-specific groundwater RAOs or groundwater criteria presented in New York Codes, Rules and Regulations (NYCRR), Title 6, Part 702.15(a)(2) and 703.5.

**Groundwater Quality Results
April 2016**

VOCs Detected in Groundwater	Concentration Range (µg/L)	Number of Detections	RAO/NYCRR Exceedances
Vinyl chloride	2.6 – 280,000	10	8
Chloroethane	0.58 – 390	9	8
1,1-Dichloroethane	2.5 – 2,800	8	6
cis-1,2-Dichloroethene	0.89 – 64,000	7	6
Acetone	4 – 790	4	2
2-Butanone	160 – 1,300	2	2
Toluene	81 – 160	2	2
1,2-Dichloroethane	0.43 – 1.1	2	1
Trichloroethene	110	1	1
Xylenes, total	21	1	1
1,1-Dichloroethene	9	1	1
trans-1,2-Dichloroethene	2.4	1	0
Benzene	0.90	1	0

A total of 13 VOCs were detected in groundwater at monitoring wells and piezometers during the April 2016 sampling event. Eleven of the 13 VOCs detected exceeded either the Site-specific RAOs or the NYCRR criteria for groundwater at one or more wells. **Figures 9 through 16** illustrate April 2016 isoconcentration contours for TCE, toluene, VC, 1,1-dichloroethane (1,1-DCA), chloroethane, cis-1,2-DCE, xylenes (total), and total VOCs, respectively. These compounds are listed in the ROD as the Site-specific compounds for which RAOs were established.

The highest concentrations of VOCs were detected west of the GWCT and the former soil excavation area, in a suspected remnant source area located in the vicinity of MW-4, MW-8R, MW-13S, and MW-16S. VC and cis-1,2-DCE exhibited the highest overall concentrations in groundwater. As has been observed historically, the shallow piezometers, which are screened in silts and clays, generally showed higher concentrations of the most frequently detected VOCs when compared to their deeper piezometer counterparts, which are screened in sands and gravels located immediately above bedrock.

3.4 Comparison of April 2016 Groundwater Analytical Data with Historical Groundwater Analytical Data

As previously described, quarterly groundwater quality data obtained during the reporting period, with the exception of the April 2016 sampling event, has already been submitted to the NYSDEC in quarterly summary reports. Trend plots illustrating concentrations of TCE, cis-1,2-DCE, VC, chloroethane, 1,1-DCA, and 1,1,1-TCA over time are provided in **Appendix F**. Because concentrations of TCE were historically the highest of the compounds of concern detected at the Site, a discussion of historical and current TCE concentrations in perched groundwater at Site monitoring wells and piezometers is provided in the table below.

TCE was not detected in any well at or above the detection limit, with the exception of well MW-15S, which is located in the excavation fill area and was not targeted during the injection programs. Based on these results, the injection of ABC+® appears to have successfully degraded TCE. This is most clearly demonstrated on the trend plots in **Appendix F** for monitoring wells MW-4, MW-8R, MW-11, MW-13S, and MW-16S.

Summary of Annual TCE Concentrations in Groundwater through April 2016

Well ID	TCE Concentrations (µg/L)										
	April 2005	July 2006	Oct 2007	Jan 2009	April 2010	April 2011	April 2012	April 2013	April 2014	April 2015	April 2016
MW-2	<10	< 25	< 5	< 5	<25	<1	<1	<1	<1	<5	<1
MW-3	<10	< 25	5 J	< 5	<5	<1	<1	<1	<1	<1	<1
MW-4	NS	2,400	4,800	19,000	3,000	13,000	39,000	12,000	32,000	110	<100
MW-6	< 10	< 5	0.63 J	< 5	<5	<1	<1	<1	<1	<1	<1
MW-8R	15,000	16,000	2,200	8,400	2,500 J	8,900	99,000	64,000	100,000	<2,000	<1,000
MW-9	< 10	1.3	2.6 J	< 5	<5	<1	<1	<1	<1	<1	<1
MW-10	<10	< 5	< 5	< 5	<5	<1	<1	<1	<1	<1	<1
MW-11	<10	< 20	0.71	0.77 J	0.95 J	1.2	0.51	<1	<1	<2	<1
MW-12	< 10	< 25	< 5	NS	<5	<1	<1	<1	<1	<1	<5
MW-13S	760	17,000	570	3,400	1,400	40,000	39,000	40,000	32,000	31,000	<100
MW-13D	8	2 J	< 5	< 5	< 5	22	62	53	30	40	<10
MW-14S	< 10	5.7 J	< 5	0.38 J	< 5	< 1	1.3	<1	<1	<1	<1
MW-14D	10	0.96 J	< 5	< 5	9.4	0.97	0.64J	0.99	<1	<1	<1
MW-15S	400	400	400	180	270	200	240	140	160	85	110
MW-15D	< 50	4.9 J	3.6 J	< 25	<5	<8	<10	<8	<20	<20	<10
MW-16S	400,000	310,000	130,000	92,000	220,000	250,000	250,000	230,000	61,000	26,000	<4,000
MW-16D	32	6.1	6 J	52	12	22	42	57	<25	<20	<10

Notes:

J – Estimated concentration.

NS – Not sampled.

Red shaded wells were targeted during the November 2014 injection; delineated by red vertical line.

Grey and red shaded wells were targeted during the April 2015 injection; delineated by grey vertical line.

3.5 Groundwater Collection Trench and Dual Phase Extraction Wells Groundwater Analytical Data

A grab sample was collected from the GWCT during each of the four quarters included in the reporting period; these data are summarized in **Table 6**. Note: GWCT VOC data is not available prior to July 24, 2015. Although the VOC concentrations in the GWCT are relatively low, the GWCT remediation system continues to induce groundwater flow reversal along the western property boundary. This groundwater flow reversal aids in providing sustained hydraulic capture of the on-site groundwater.

As stated in Section 3.1, groundwater grab samples were collected from DPE wells and analyzed for VOCs. Analytical data are presented in **Table 7**, and show decreasing trends of chlorinated VOCs in groundwater following the November 2014 injection pilot test at the DPE wells closest to the injections.

An electronic copy of the analytical laboratory data package for the April 2016 sampling event is provided in **Appendix E** on a compact disc (CD).

3.6 Dechlorinating Bacteria Analysis

On December 7, 2015, AECOM deployed two “Bio-traps”, one each at MW-4 and MW-16S, to determine the concentration (i.e., cells/bead) of dechlorinating bacteria. On January 4, 2016, AECOM extracted the two “Bio-traps” and submitted them to Microbial Insights, Inc, in Knoxville, Tennessee for analysis; refer to **Appendix E** for laboratory report. Per the analysis, both wells had $> 10^4$ cells/mL of *Dehalococcoides*, tceA Reductase, BAV1 VC Reductase, and VC Reductase bacteria, indicating that reductive dechlorination will yield a generally useful biodegradation rate (Lu et al., 2006). Refer to table below for dechlorinating bacteria data.

Sample ID	MW-16S	MW-4
Units	Cells/bead	Cells/bead
Dechlorinating Bacteria		
<i>Dehalococcoides</i>	2.28×10^6	5.36×10^5
tceA Reductase	1.02×10^5	1.63×10^4
BAV1 VC Reductase	6.80×10^4	2.80×10^4
VC Reductase	2.07×10^4	4.81×10^4

3.7 Dechlorinating Chemical Analysis

In addition to the dechlorinating bacteria results, the presence and distribution of TCE daughter products (cis-1,2-DCE and VC) and 1,1,1-TCA daughter products (1,1-DCA and chloroethane) provide supportive evidence that the attenuation of TCE and 1,1,1-TCA and their daughter products via reductive dechlorination continues to occur in-situ at the Site. The occurrence and concentrations of these daughter products are directly related to the historic distribution of TCE and 1,1,1-TCA in the subsurface. The only detection of TCE during the April 2016 sampling event was located within the excavation fill area to the east of the GWCT. The daughter products of TCE and 1,1,1-TCA were detected at their highest concentrations within the suspected source area in the vicinity of MW-4, MW-8R and MW-16S. A limited number of other VOCs were sporadically detected in groundwater at the Site, with the majority of these detections in perched groundwater located at MW-15S.

4.0 Groundwater Remediation System Monitoring and VOC Mass Removal Summary

This section describes system performance monitoring and summarizes the mass of VOCs removed by the combined DPE remediation system during the current reporting period from April 2015 through April 2016.

4.1 System Monitoring Results

4.1.1 Air Discharge Monitoring

Samples were obtained from the vapor effluent of the AS on a quarterly basis and analyzed by TestAmerica, Inc., located in South Burlington, Vermont, using USEPA Compendium Method TO-15. Based on the analytical results for the vapor samples collected, the exhaust mass-loading rate was calculated and presented to the NYSDEC in the Site quarterly groundwater monitoring reports. The combined total of the exhaust mass-loading rates for the vapor discharges was compared to the NYSDEC guidance value of 0.5 pounds per hour (lb/hr) of VOCs. Vapor effluent monitoring results for the first three monitoring events (July 2015, October 2015, and January 2016) during the reporting period have been previously submitted to NYSDEC, and no exceedance of the NYSDEC standard for VOC emissions occurred. Refer to Section 4.2 for a summary of air effluent data.

AECOM collected a vapor effluent sample from the AS unit for the final quarterly monitoring event of the reporting period on April 4, 2016. The AS vapor effluent analytical results for the reporting period are summarized in **Table 8**, and an electronic copy of the analytical laboratory data package is provided on the enclosed CD in **Appendix E**. During the April 2016 event, a total of eight VOCs were detected in the AS unit effluent. The total VOC discharge was 48 micrograms per cubic meter ($\mu\text{g}/\text{m}^3$) in the AS unit effluent (the LRP was off line). Based on these effluent totals, the calculated VOC discharge-loading rate for the combined DPE remediation system was 0.00004 lb/hr, which is well below the NYSDEC discharge guidance value of 0.5 lb/hr.

4.1.2 Water Discharge Monitoring

Following the sale of the Site to AVOX Systems Inc., in September 2004, AECOM assumed responsibility for BSA EC/BPDES permit compliance sampling and reporting. The current BSA EC/BPDES permit (No. 15-10-E4054) for the combined DPE remediation system will expire on September 30, 2018.

The current permit requires quarterly sampling of treated groundwater discharge from the combined DPE groundwater remediation systems for a specific list of VOCs, total extractable hydrocarbons (TEH), total suspended solids (TSS), and pH. The quarterly discharge samples are analyzed by TestAmerica Inc., located in Amherst, New York. AECOM collected permit compliance samples from the AS unit treated effluent discharge sampling point in July 2015, October 2015, January 2016, and April 2016. Each quarter, AECOM tabulated the analytical data, converted the data to mass loading rates, compared the results to the permit requirements, and prepared a letter report for submittal to the BSA and NYSDEC. No exceedance of any permit discharge limit occurred during any of the four reporting periods.

On November 18, 2015, BSA performed an annual compliance inspection at the Site. In an electronic mail from BSA dated November 25, 2015, BSA stated that the inspection showed the facility was in compliance with all permit requirements.

4.2 Mass Removal Summary

The estimated VOC mass removed for both groundwater and soil vapor was calculated based on operational and analytical data collected during the reporting period (April 7, 2015 through April 7, 2016). The mass removal via groundwater extraction by the remediation system was calculated using total influent VOC concentrations, collected quarterly, and AS unit totalizer readings. The calculations are presented in **Table 9**. As shown in the table, approximately 0.163 pounds of VOCs were removed via groundwater extraction by the GWCT system per data collected from the July 2015 (Third Quarter 2015) through April 2016 (Second Quarter 2016) sampling events (note again that the DPE system was off line during the reporting period).

Combining the totals for the 11 reporting periods, the cumulative mass of VOCs removed by the system is estimated at 3,003 pounds since the startup of the system in its current configuration on May 14, 2004.

5.0 Conclusions and Recommendations

Based on results of the remediation system analytical and system operational data collected during the reporting period, conclusions, upcoming Site-related activities and a proposed system monitoring schedule are presented below.

5.1 Conclusions

1. The DPE remediation system was offline during the entire reporting period from April 7, 2015 through April 7, 2016 to accommodate the November 2014 and April 2015 ABC+[®] injection programs and monitoring periods. The GWCT ran continuously, with only minor downtime.
2. During the current reporting period from April 7, 2015 through April 7, 2016, the total groundwater treated and discharged to the sanitary sewer via the AS unit was approximately 463,474 gallons, at a combined average flow rate of 0.85 gpm.
3. Approximately 0.163 pounds of VOCs were removed by the remediation system (i.e., GWCT) during the reporting period from April 7, 2015 through April 7, 2016. An estimated cumulative total of 3,003 pounds of VOCs has been removed since system startup on May 14, 2004.
4. The system discharges were in compliance with applicable requirements (i.e., BSA EC/BPDES permit effluent discharge limits for liquids, and the NYSDEC air emission standard for vapor of 0.5 lb/hr).
5. Groundwater elevations measured on April 7, 2016 ranged from 672.39 ft AMSL to 687.17 ft AMSL. The groundwater surface exhibits a cone of depression, with groundwater flowing inward towards the GWCT. This cone of depression is centered on MW-4, MW-8R, MW-9, MW-14S/D, and MW-16S/D which are located at the western property boundary. The GWCT continues to induce groundwater flow reversal along the western property boundary, which serves to mitigate off-site migration of VOCs in the perched water-bearing unit.
6. The groundwater analytical data and groundwater elevation data indicate that the GWCT continued to maintain hydraulic control of groundwater by capturing potential off-Site migration of VOCs along the western property boundary.
7. During the April 2016 comprehensive groundwater sampling event, TCE was not detected at or above the detection limits in any well except well MW-15S.
8. VC, chloroethane, 1,1-DCA, and cis-1,2-DCE were the most frequently detected VOCs in groundwater. For the April 2016 comprehensive groundwater sampling event, the highest concentrations of VOCs were detected west of the GWCT and the former source area soil excavation.
9. The presence and distribution of TCE daughter products (cis-1,2-DCE, VC) and 1,1,1-TCA daughter products (1,1,-DCA and chloroethane), coupled with the "Bio-trap" results, continued to provide supportive evidence for the attenuation of TCE and 1,1,1-TCA via reductive dechlorination.

5.2 Recommendations

Based on information gathered during the current reporting period, the following recommendations are proposed for the Site:

1. Return the DPE system to operation. Once operating, target both shallow and deep water-bearing unit VOC contamination. This will be done by continuing to have all DPE wells remain on, except for DPE-6, which is located approximately 30 feet east of the GWCT in the former soil excavation area.
2. Continue to sample active DPE wells and the GWCT for VOCs.
3. Continue to monitor the *Dehalococcoides* population to assure that complete degradation of TCE to benign end products is not stalling at cis-1,2-DCE and VC.
4. Clean and/or replace the manifold for the DPE system that has become fouled with calcium hydroxide (lime) buildup, prior to the April 2017 groundwater sampling event.
5. Redevelop DPE-1 and DPE-5, if needed, with acid to remove excessive lime buildup.
6. Continue to perform O&M activities as listed in **Table 10**.
7. Perform three targeted quarterly groundwater sampling events and one comprehensive groundwater sampling event during the next reporting period.
8. Review and update the Site health and safety plan as needed.
9. Finalize a Site Management Plan.

5.3 Proposed Monitoring and Compliance Sampling Schedule

The proposed schedule for groundwater sampling at the Site during the next reporting period is presented in **Table 11**. As shown in **Table 11**, six perimeter wells (MW-2, MW-3, MW-6, MW-10, MW-11, and MW-12), six historic source area wells (MW-4, MW-8R, MW-13S, MW-13D, MW-16S, and MW-16D), seven dual-phase extraction wells (DPT-1, DPT-2, DPT-3, DPT-4, DPT-5, DPT-7, and DPT-8), and the GWCT will be sampled during the next three targeted quarterly events (July 2016, October 2016, and January 2017) for the next reporting period. The comprehensive groundwater monitoring event scheduled for April 2017 will include all 17 Site monitoring wells and nested piezometers as well as the seven dual-phase extraction wells (DPT-1, DPT-2, DPT-3, DPT-4, DPT-5, DPT-7, and DPT-8), and the GWCT.

Prior to each collection of groundwater samples, a complete round of water level measurements will be collected. Groundwater samples will be analyzed for VOCs using USEPA SW-846 Method 8260C. Quality assurance/quality control samples will include rinsate blanks, trip blanks, and blind duplicate samples. Laboratory batch quality control will be included with the completed data package.

Quarterly air samples from the AS unit and LRP (when on-line) vapor effluent sampling ports will be collected to ensure compliance with the NYSDEC exhaust mass-loading rate guidance of 0.5 lb/hr of VOCs. Quarterly vapor effluent air samples will be collected from the LRP when on-line to determine the mass of VOCs removed by the DPE system as a vapor. The samples will be analyzed for VOCs utilizing USEPA Method TO-15.

In addition, quarterly aqueous samples from the AS unit effluent discharge to the sanitary sewer will be collected as specified in the current BSA EC/BPDES discharge permit, and AS unit influent samples will be collected to determine the treatment efficiency of the AS unit. These samples will be

analyzed for VOCs, TEH, TSS, and pH as specified in the current permit. **Table 12** provides a summary of the proposed monitoring and compliance sampling activities during the next reporting period. In the event that any effluent permit monitoring requirements change, notification of these changes will be given to the NYSDEC in a future quarterly groundwater monitoring summary report.

The next PRR (twelfth comprehensive report since DPE system startup in May 2004) for the combined DPE remediation system will be prepared following the receipt of laboratory analytical results for the April 2017 comprehensive groundwater sampling event and will cover the period of April 2016 through April 2017.

6.0 Evaluate Remedy Performance, Effectiveness, and Protectiveness

6.1 Institutional Controls and Engineering Controls Certification

An Institutional Controls and Engineering Controls certification form was not distributed by NYSDEC for this reporting period. Per direction from NYSDEC via electronic mail on June 27, 2016, this PRR is to be submitted without Institutional Controls and Engineering Controls certification form; refer to **Appendix G**.

Institutional controls include:

1. Monitoring Plan
2. O&M Plan

Engineering controls include:

1. Groundwater Treatment System
2. Vapor Mitigation
3. Cover System
4. Groundwater Containment

7.0 References

AECOM. February 2016. "First Quarter 2016 Groundwater Monitoring Report, January 2016 Sampling Event, Former Scott Aviation Facility, Lancaster, New York, NYSDEC Site Code No. 9-15-149".

AECOM. November 2015. "Fourth Quarter 2015 Groundwater Monitoring Report, December 2015 Sampling Event, Former Scott Aviation Facility, Lancaster, New York, NYSDEC Site Code No. 9-15-149".

AECOM. August 2015. "Third Quarter 2015 Groundwater Monitoring Report, July 2015 Sampling Event, Former Scott Aviation Facility, Lancaster, New York, NYSDEC Site Code No. 9-15-149".

AECOM. July 2015. "2015 Periodic Review Report, April 2014 Sampling Event, Former Scott Aviation Facility, Lancaster, New York, NYSDEC Site Code No. 9-15-149".

AECOM. February 2015. "First Quarter 2015 Groundwater Monitoring Report, January 2015 Sampling Event, Former Scott Aviation Facility, Lancaster, New York, NYSDEC Site Code No. 9-15-149".

AECOM. November 2014. "Fourth Quarter 2014 Groundwater Monitoring Report, October 2014 Sampling Event, Former Scott Aviation Facility, Lancaster, New York, NYSDEC Site Code No. 9-15-149".

AECOM. August 2014. "Third Quarter 2014 Groundwater Monitoring Report, July 2014 Sampling Event, Former Scott Aviation Facility, Lancaster, New York, NYSDEC Site Code No. 9-15-149".

AECOM. May 2014. "2014 Periodic Review Report, April 2014 Sampling Event, Former Scott Aviation Facility, Lancaster, New York, NYSDEC Site Code No. 9-15-149".

NYSDEC. May 2010. "New York State Department of Environmental Conservation, Division of Environmental Remediation, DER-10 Technical Guidance for Site Investigation and Remediation".

Lu, X., J.T. Wilson, and D.H. Kampbell. 2006. "Relationship Between *Dehalococcoides* DNA in Ground Water and Rates of Reductive Dechlorination at Field Scale". *Water Research* 40:3131-3140.

Earth Tech. November 2005. "Remedial Action Engineering Report (May 14, 2004 through July 19, 2005), Former Scott Aviation Site, Lancaster, New York".

Earth Tech. April 2004. "Phase I Environmental Site Assessment and Modified Compliance Assessment, Tyco/Scott Aviation Facility, Lancaster, New York."

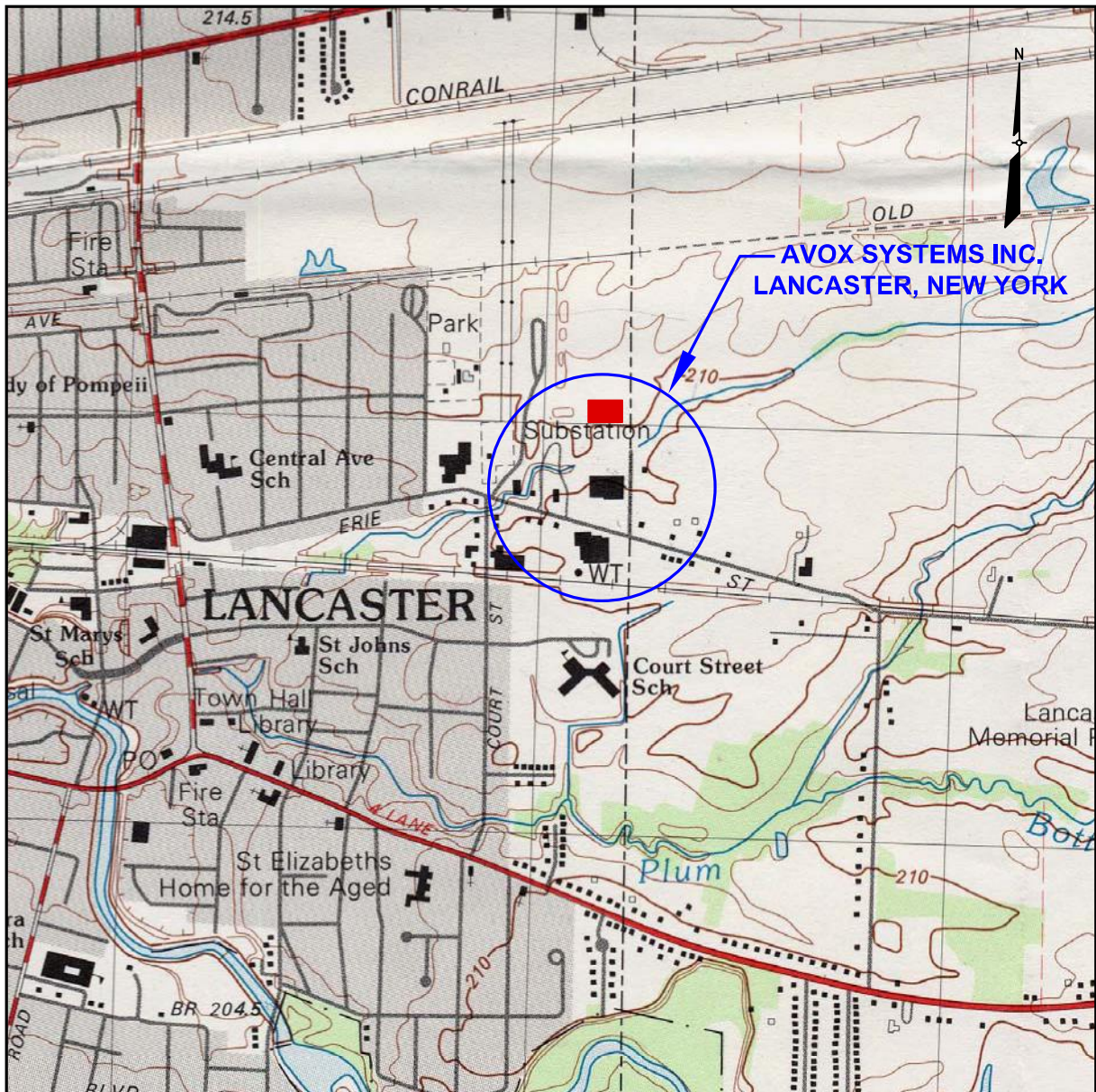
Earth Tech. November 2003. "Remedial Design Work Plan, Scott Aviation, Inc., Lancaster, New York".

Earth Tech. June 2003. "Site Investigation Completion Report, Scott Aviation, Inc., Lancaster, New York".

O'Brien & Gere Engineers, Inc. July 1996. "Soil and Ground Water Remediation Project, Scott Aviation, Lancaster, New York".

NYSDEC, Division of Hazardous Waste Remediation. November 1994. "Record of Decision, Scott Aviation Site, Village of Lancaster, Eric County, I.D. Number 9-15-149".

Figures



SOURCE:
1982 GEOLOGIC SURVEY 7.5 X 15 MINUTE TOPOGRAPHIC QUADRANGLE
LANCASTER, NEW YORK

LEGEND

■ AVOX PLANT 3 ADDED AFTER PUBLICATION OF LANCASTER, NEW YORK
TOPOGRAPHIC QUADRANGLE.

0 1000 2000
SCALE IN FEET

AECOM

FIGURE 1
SITE LOCATION MAP

FORMER SCOTT AVIATION FACILITY AREA 1
LANCASTER, NEW YORK

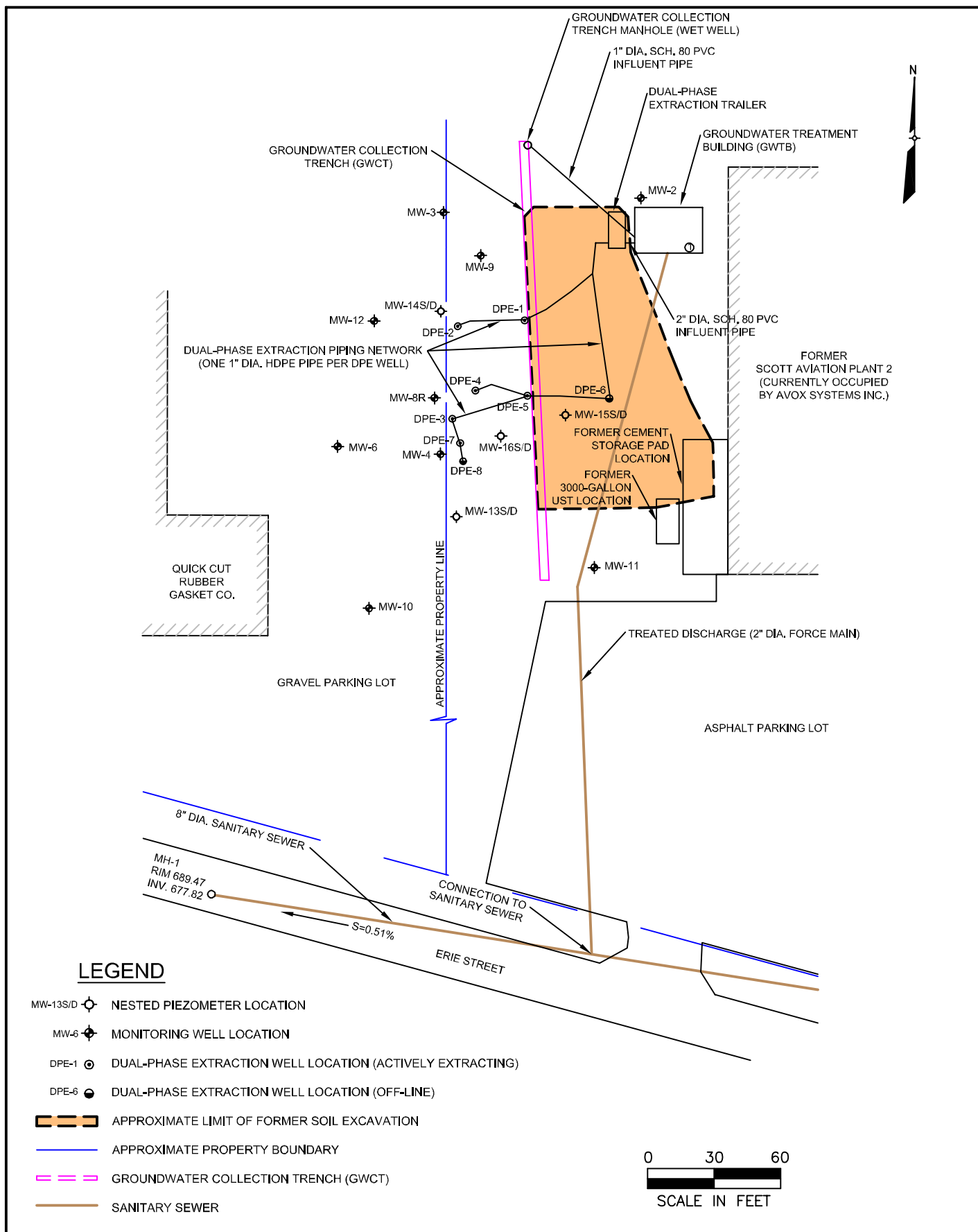
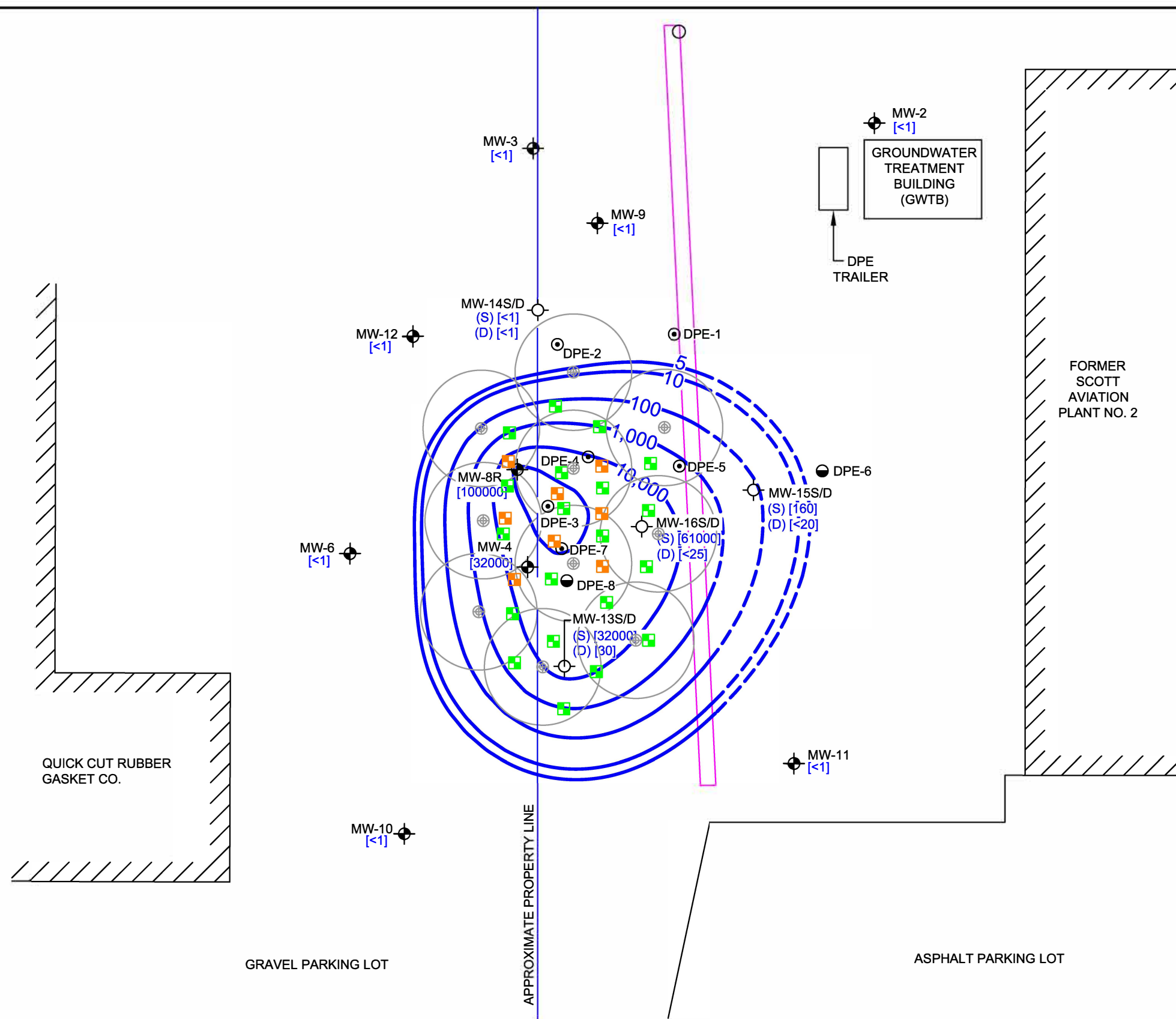


FIGURE 2
SITE FEATURES MAP

FORMER SCOTT AVIATION FACILITY
 LANCASTER, NEW YORK

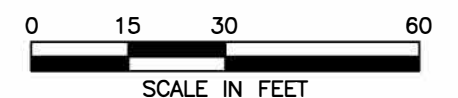


LEGEND

- MW-9 MONITORING WELL LOCATION
- MW-13S/D NESTED PIEZOMETER LOCATION
- DPE-1 DUAL-PHASE EXTRACTION WELL LOCATION (ACTIVELY EXTRACTING)
- DPE-6 DUAL-PHASE EXTRACTION WELL LOCATION (OFF-LINE)
- NOVEMBER 2014 INJECTION POINTS (ABC+)
- MAY 2015 INJECTION POINTS (ABC+)
- OCT2010/OCT2011 INJECTION POINTS (PERSULFATE)
- [160] TRICHLOROETHENE CONCENTRATION (µg/L) (APRIL 2014)
- 100 — TRICHLOROETHENE ISOCONCENTRATION CONTOUR (µg/L) (APRIL 2014)
- 5 — REMEDIAL ACTION OBJECTIVE FOR TRICHLOROETHENE (µg/L) (APRIL 2014)
- < BELOW REPORTING LIMIT
- (S) SHALLOW PIEZOMETER
- (D) DEEP PIEZOMETER
- GROUNDWATER COLLECTION TRENCH (GWCT)
- APPROXIMATE PROPERTY BOUNDARY
- J RESULT IS LESS THAN THE RL BUT GREATER THAN OR EQUAL TO THE MDL AND THE CONCENTRATION IS AN APPROXIMATE VALUE
- D COMPOUND ANALYZED AT A DILUTION

NOTE

1. THE HIGHEST CONCENTRATION OF TCE WAS USED AT PIEZOMETER PAIR LOCATIONS TO GENERATE ISOCONCENTRATION CONTOURS.

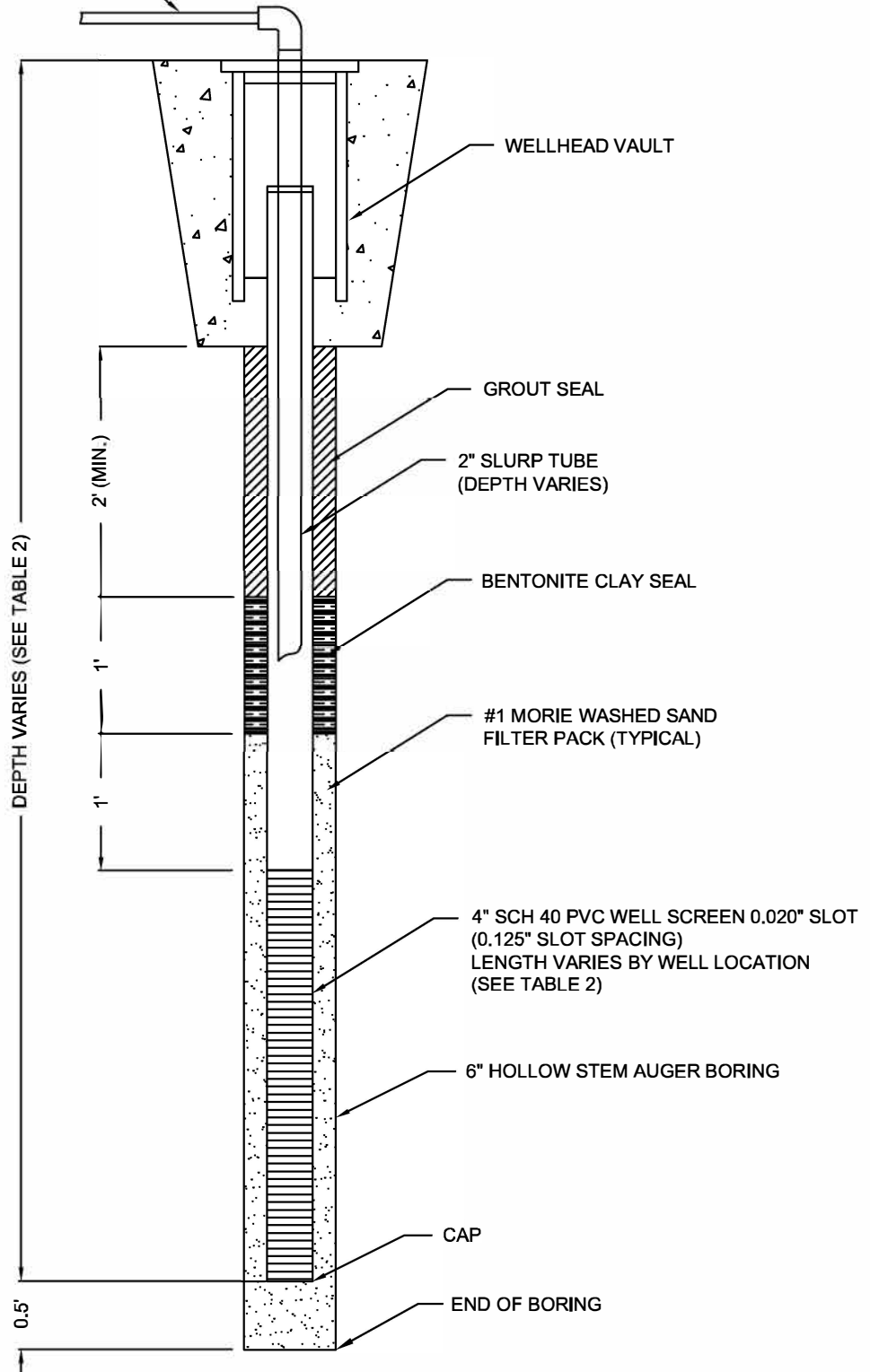


AECOM

FIGURE 3
LOCATION OF INJECTION POINTS

FORMER SCOTT AVIATION FACILITY
LANCASTER, NEW YORK

1" HDPE PIPE
TO DPE SYSTEM



AECOM

FIGURE 4
TYPICAL DUAL PHASE EXTRACTION RECOVERY
WELL CONSTRUCTION DIAGRAM

FORMER SCOTT AVIATION FACILITY
LANCASTER, NEW YORK

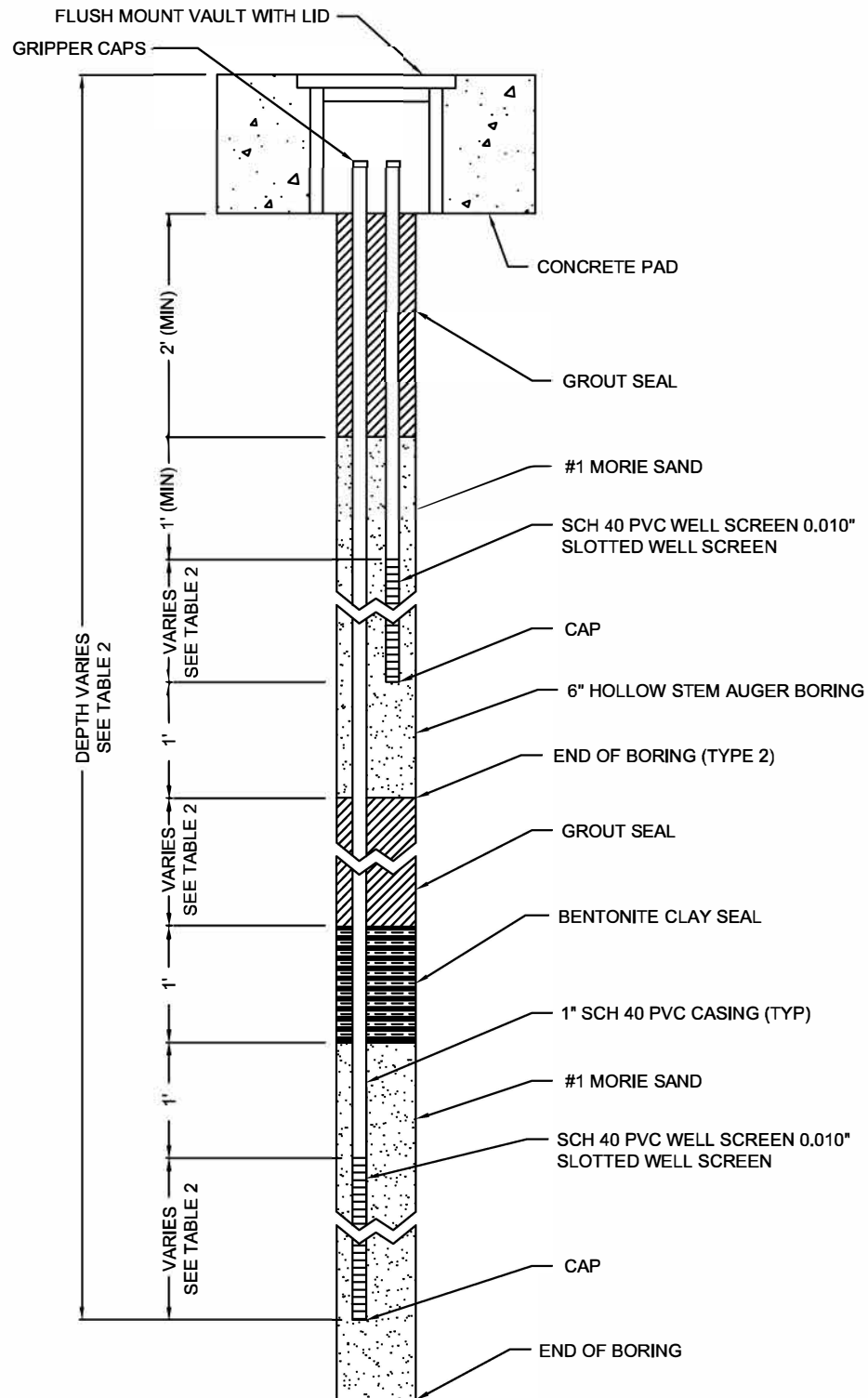
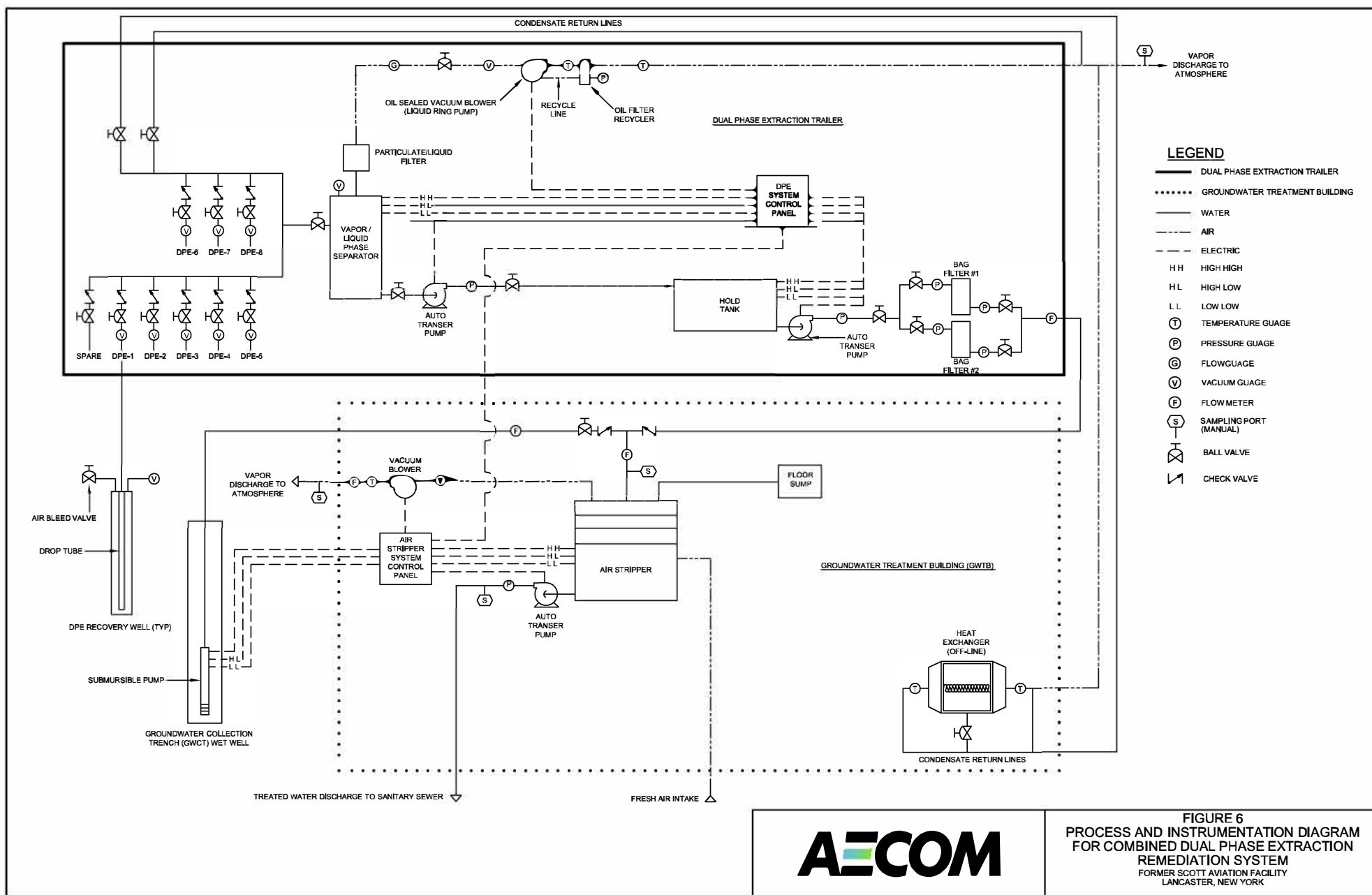


FIGURE 5
TYPICAL NESTED PIEZOMETER
CONSTRUCTION DIAGRAM

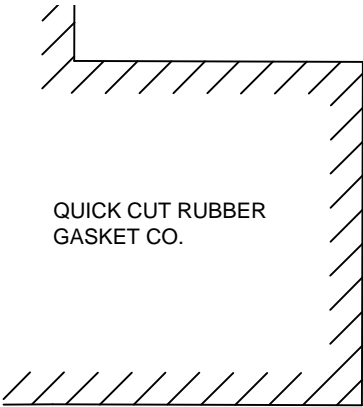
FORMER SCOTT AVIATION FACILITY
 LANCASTER, NEW YORK



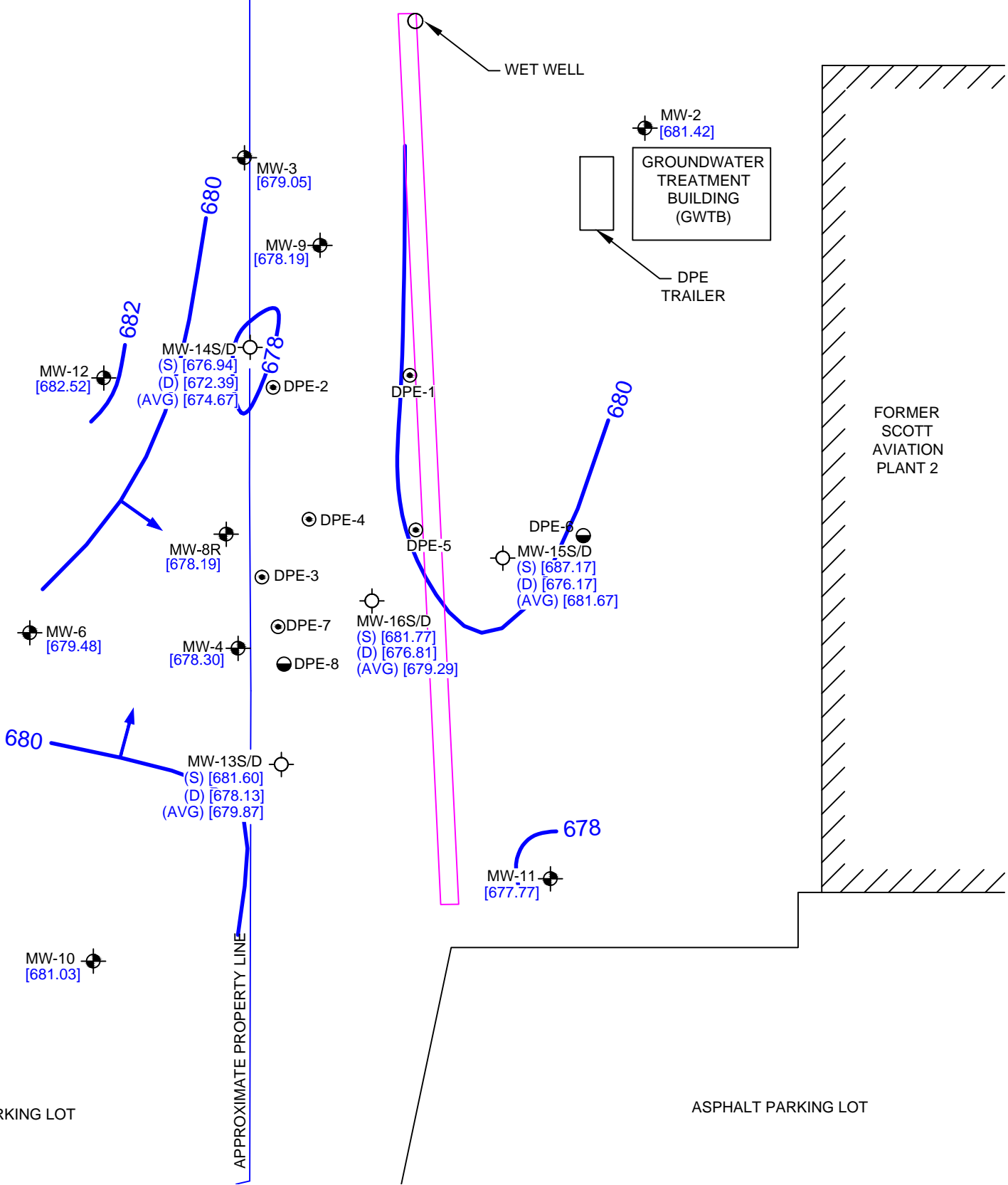
Quarterly Groundwater Monitoring Water Level Data - April 4, 2016
Former Scott Aviation Facility
NYSDEC Site Code No. 9-15-149
Lancaster, New York

Monitoring Point Identification	Top of Casing Elevation (feet AMSL)	Depth to Water (feet from TOC)	Ground Water Elevation (feet AMSL)
Monitoring Wells			
MW-2	687.10	5.68	681.42
MW-3	687.05	8.00	679.05
MW-4	686.50	8.20	678.30
MW-6	686.46	6.98	679.48
MW-8R	686.29	8.10	678.19
MW-9	689.57	11.38	678.19
MW-10	687.70	6.67	681.03
MW-11	688.61	10.84	677.77
MW-12	686.19	3.67	682.52
Nested Piezometers			
MW-13S	686.65	5.05	681.60
MW-13D	686.78	8.65	678.13
MW-14S	685.74	8.80	676.94
MW-14D	685.88	13.49	672.39
MW-15S*	687.87	0.70	687.17
MW-15D*	687.87	11.70	676.17
MW-16S	688.15	6.38	681.77
MW-16D	688.16	11.35	676.81
Remedial System			
GWCT Manhole (rim)	687.22	17.90	669.32

Notes:
TOC - Top of Casing
AMSL - Above Mean Sea Level
* Measured from Ground Surface.



GRAVEL PARKING LOT



LEGEND

- MW-13S/D NESTED PIEZOMETER LOCATION
- MW-9 MONITORING WELL LOCATION
- DPE-1 DUAL-PHASE EXTRACTION WELL LOCATION (ACTIVELY EXTRACTING)
- DPE-6 DUAL-PHASE EXTRACTION WELL LOCATION (OFF-LINE)
- [679.05] GROUNDWATER SURFACE ELEVATION IN FEET MSL
- 678 ESTIMATED GROUNDWATER SURFACE CONTOUR IN FEET MSL
- GROUNDWATER FLOW DIRECTION
- (S) SHALLOW PIEZOMETER
- (D) DEEP PIEZOMETER
- GROUNDWATER COLLECTION TRENCH (GWCT)
- APPROXIMATE PROPERTY BOUNDARY

NOTES

- GROUNDWATER ELEVATIONS WERE AVERAGED AT SHALLOW AND DEEP PIEZOMETER PAIR LOCATIONS (e.g. MW-15S/D) TO COMPARE TO ELEVATIONS MEASURED IN WELLS SCREENED ACROSS THE ENTIRE OVERBURDEN THICKNESS.
- GROUNDWATER WATER LEVELS WERE COLLECTED ON APRIL 4, 2016.

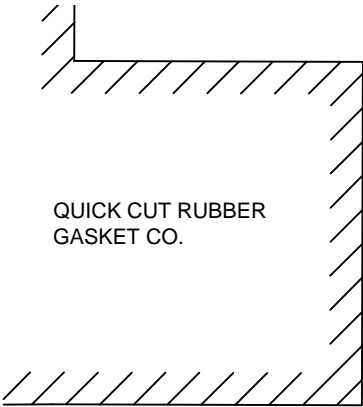


FIGURE 7
GROUNDWATER SURFACE CONTOUR MAP
APRIL 2016
AVERAGE OVERBURDEN GROUNDWATER ELEVATIONS
FORMER SCOTT AVIATION FACILITY
LANCASTER, NEW YORK

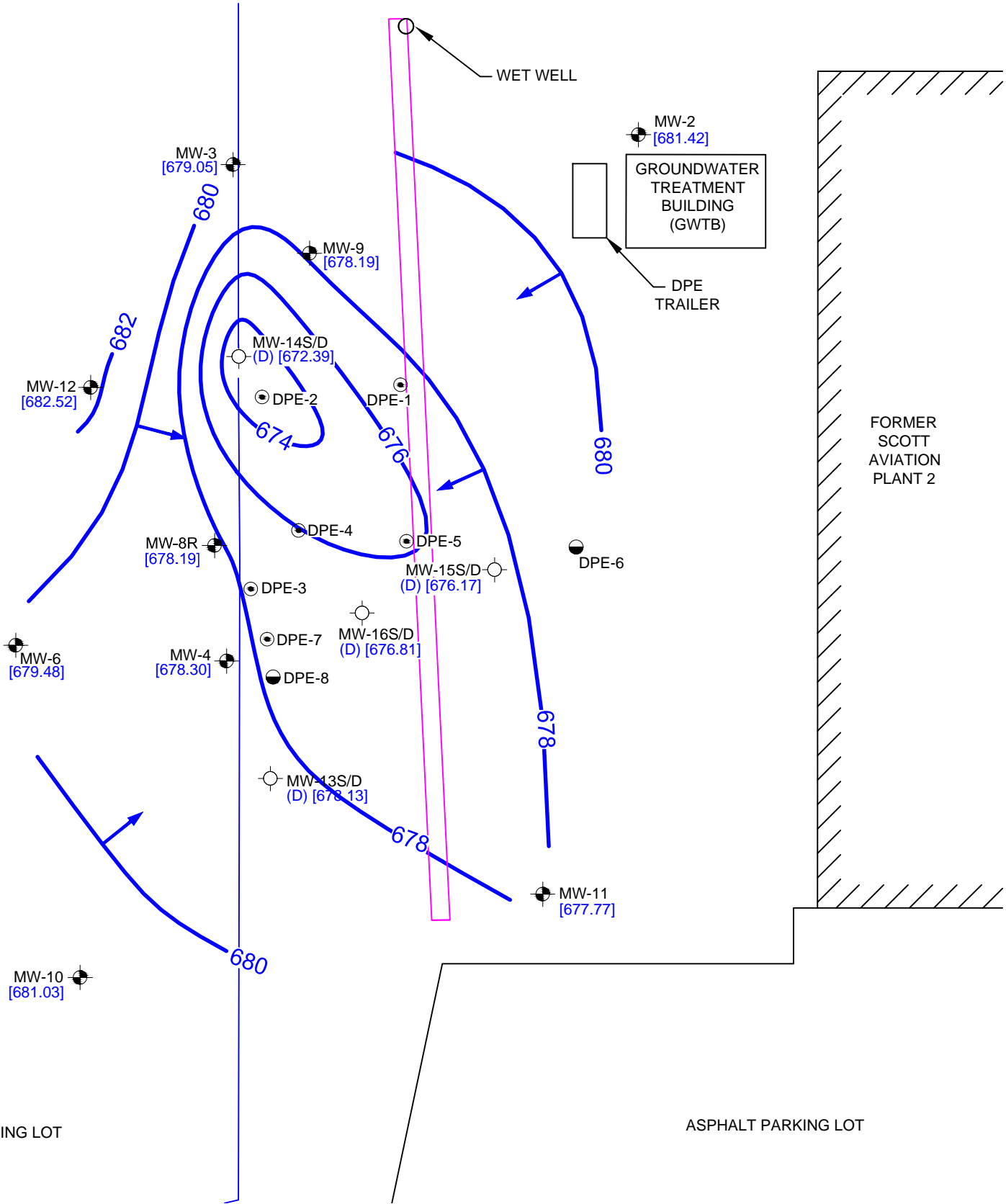
Quarterly Groundwater Monitoring Water Level Data - April 4, 2016
Former Scott Aviation Facility
NYSDEC Site Code No. 9-15-149
Lancaster, New York

Monitoring Point Identification	Top of Casing Elevation (feet AMSL)	Depth to Water (feet from TOC)	Ground Water Elevation (feet AMSL)
Monitoring Wells			
MW-2	687.10	5.68	681.42
MW-3	687.05	8.00	679.05
MW-4	686.50	8.20	678.30
MW-6	686.46	6.98	679.48
MW-8R	686.29	8.10	678.19
MW-9	689.57	11.38	678.19
MW-10	687.70	6.67	681.03
MW-11	688.61	10.84	677.77
MW-12	686.19	3.67	682.52
Nested Piezometers			
MW-13S	686.65	5.05	681.60
MW-13D	686.78	8.65	678.13
MW-14S	685.74	8.80	676.94
MW-14D	685.88	13.49	672.39
MW-15S*	687.87	0.70	687.17
MW-15D*	687.87	11.70	676.17
MW-16S	688.15	6.38	681.77
MW-16D	688.16	11.35	676.81
Remedial System			
GWCT Manhole (rim)	687.22	17.90	669.32

Notes:
TOC - Top of Casing
AMSL - Above Mean Sea Level
* Measured from Ground Surface.



GRAVEL PARKING LOT



LEGEND

MW-13S/D

NESTED PIEZOMETER LOCATION

MW-9

MONITORING WELL LOCATION

DPE-1

DUAL-PHASE EXTRACTION WELL LOCATION (ACTIVELY EXTRACTING)

DPE-6

DUAL-PHASE EXTRACTION WELL LOCATION (OFF-LINE)

[679.05]

GROUNDWATER SURFACE ELEVATION IN FEET MSL

676

ESTIMATED GROUNDWATER SURFACE CONTOUR IN FEET MSL

GROUND WATER FLOW DIRECTION

(D)

DEEP PIEZOMETER

GROUNDWATER COLLECTION TRENCH (GWCT)

APPROXIMATE PROPERTY BOUNDARY

- NOTES
1.

GROUNDWATER ELEVATIONS FROM THE DEEP PIEZOMETER PAIR LOCATIONS (i.e. MW-13D, MW-14D, MW-15D, MW-16D) WERE USED TO CREATE THE GROUNDWATER SURFACE CONTOURS.
2.

GROUNDWATER WATER LEVELS WERE COLLECTED ON APRIL 4, 2016.



FIGURE 8
GROUNDWATER SURFACE CONTOUR MAP
APRIL 2016
DEEP OVERBURDEN GROUNDWATER ELEVATIONS
FORMER SCOTT AVIATION FACILITY
LANCASTER, NEW YORK

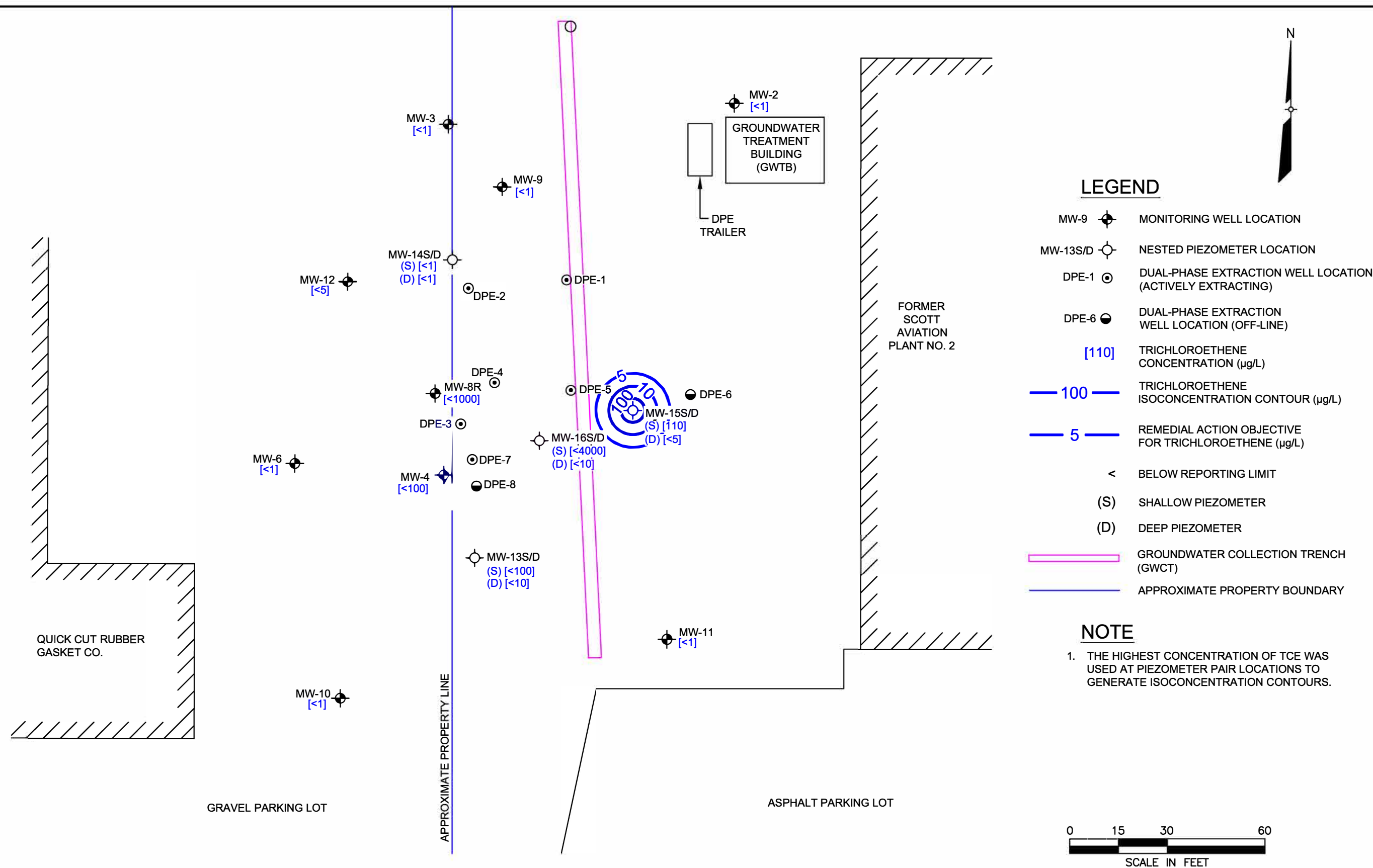


FIGURE 9
TRICHLOROETHENE ISOCONCENTRATION
CONTOUR MAP
APRIL 2016
FORMER SCOTT AVIATION FACILITY
LANCASTER, NEW YORK

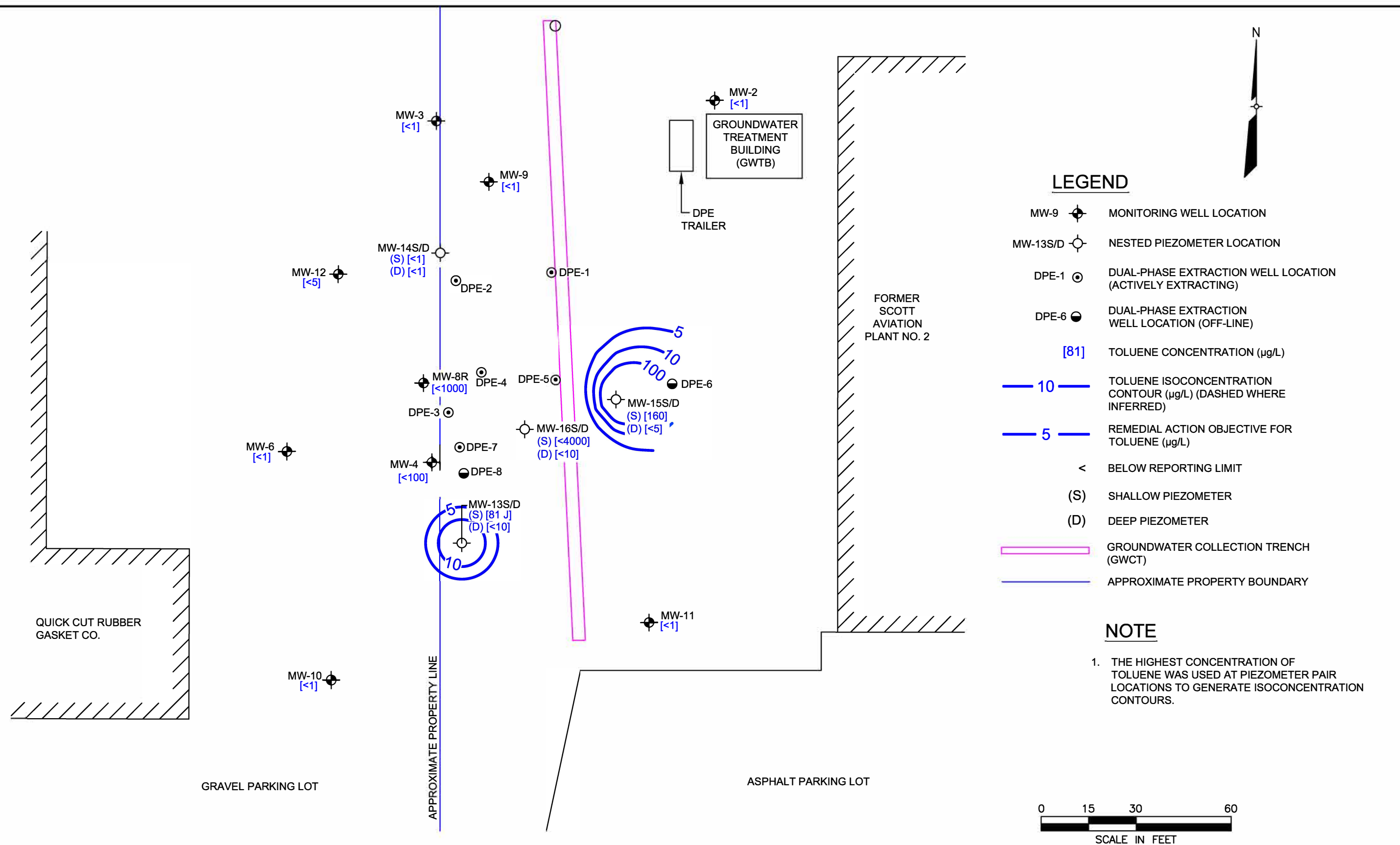
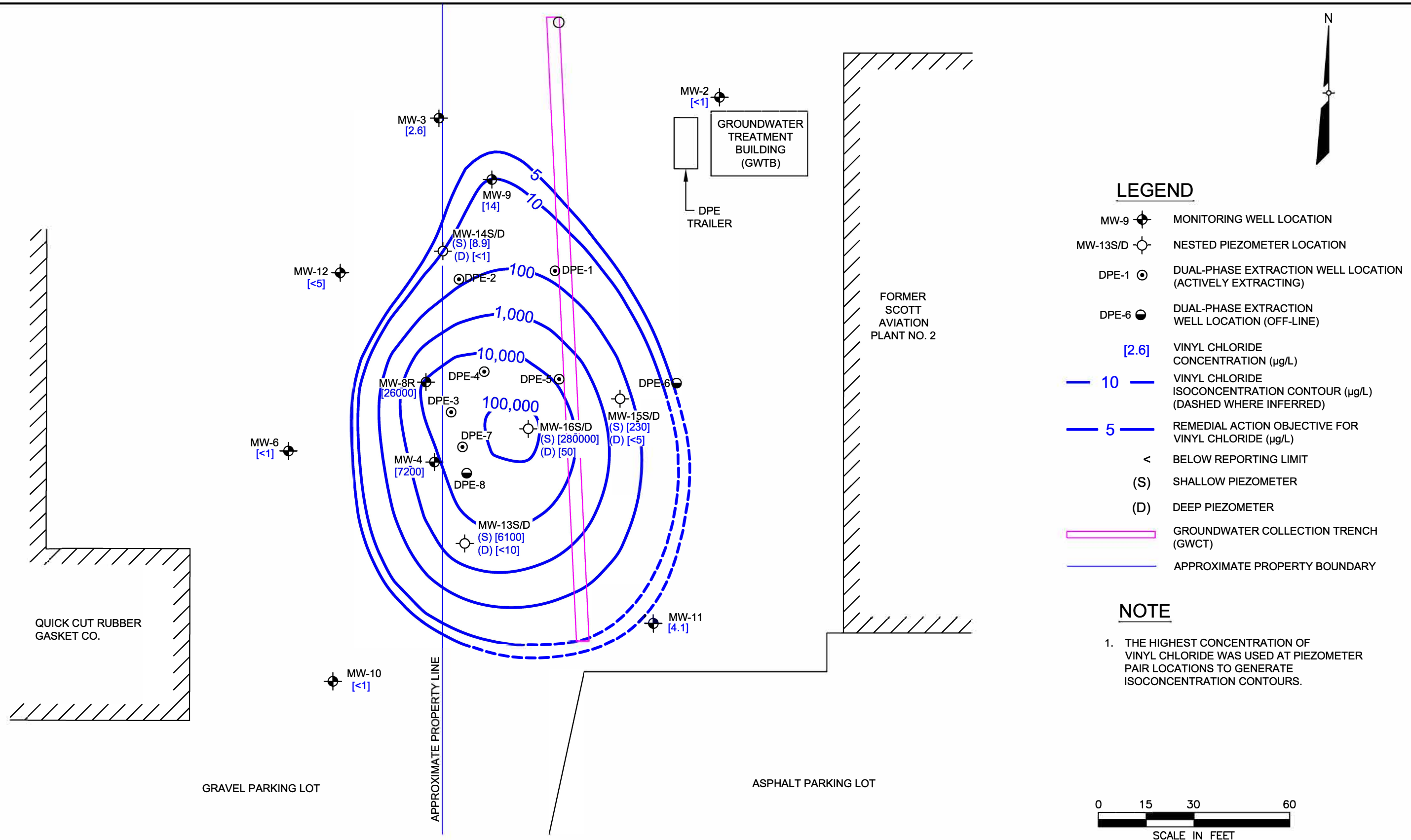
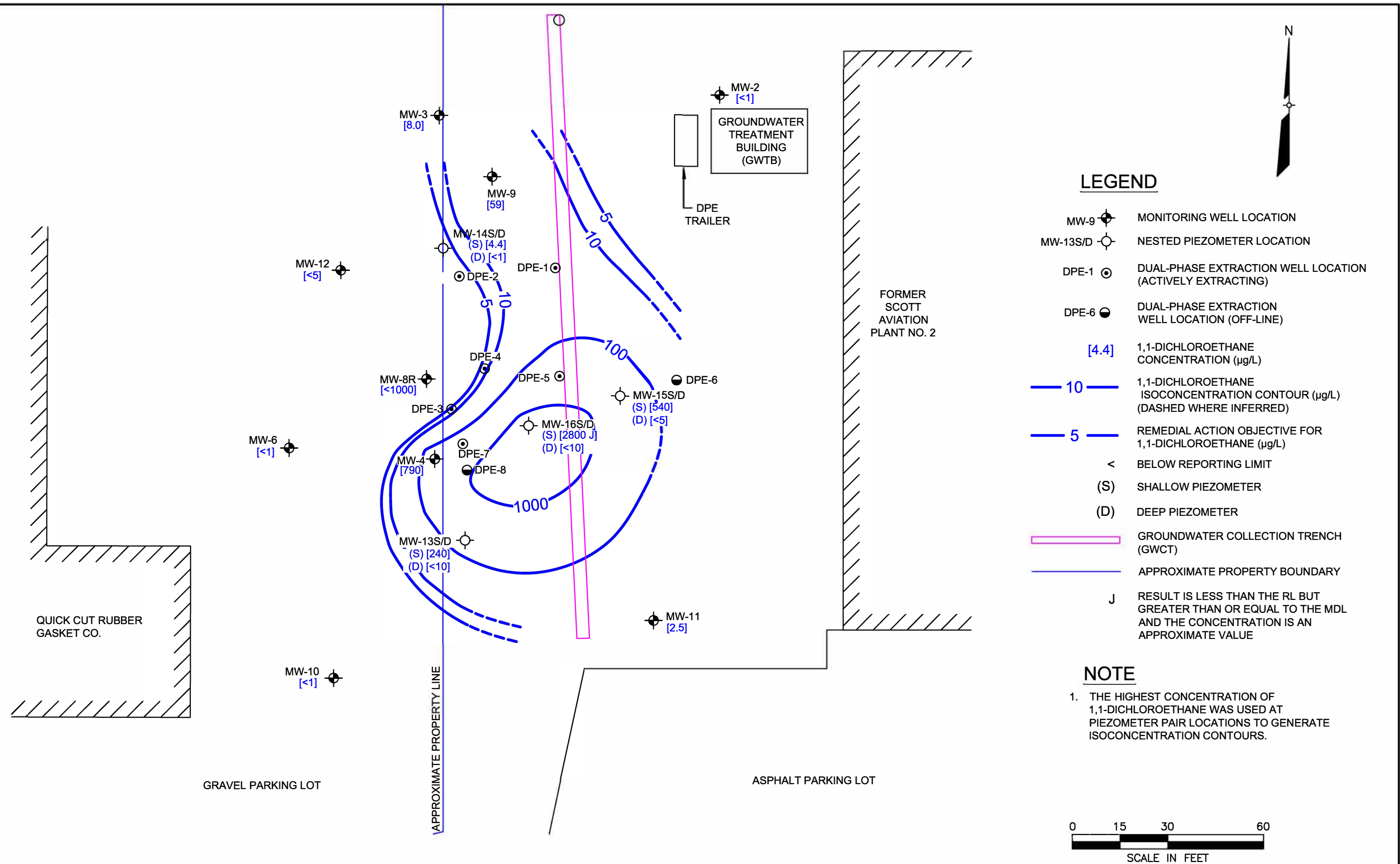


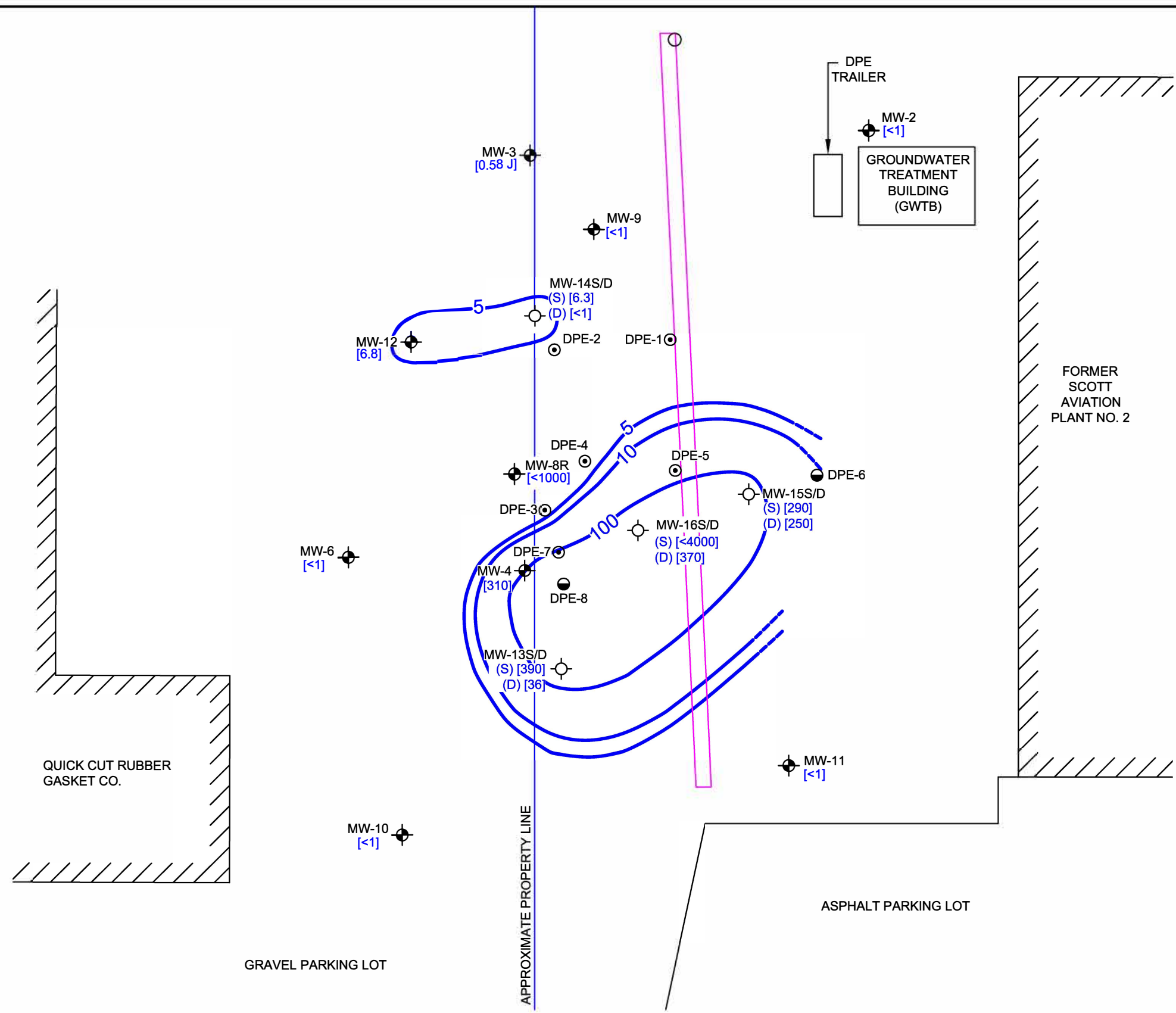
FIGURE 10
TOLUENE ISOCONCENTRATION
CONTOUR MAP
APRIL 2016
FORMER SCOTT AVIATION FACILITY
LANCASTER, NEW YORK





AECOM

FIGURE 12
1,1-DICHLOROETHANE ISOCONCENTRATION
CONTOUR MAP
APRIL 2016
FORMER SCOTT AVIATION FACILITY
LANCASTER, NEW YORK



LEGEND

- MW-9 MONITORING WELL LOCATION
- MW-13S/D NESTED PIEZOMETER LOCATION
- DPE-1 DUAL-PHASE EXTRACTION WELL LOCATION (ACTIVELY EXTRACTING)
- DPE-6 DUAL-PHASE EXTRACTION WELL LOCATION (OFF-LINE)
- [2.4] CHLOROETHANE CONCENTRATION ($\mu\text{g/L}$)
- 100 CHLOROETHANE ISOCONCENTRATION CONTOUR ($\mu\text{g/L}$) (DASHED WHERE INFERRED)
- 5 REMEDIAL ACTION OBJECTIVE FOR CHLOROETHANE ($\mu\text{g/L}$)
- $<$ BELOW REPORTING LIMIT
- (S) SHALLOW PIEZOMETER
- (D) DEEP PIEZOMETER
- GROUNDWATER COLLECTION TRENCH (GWCT)
- APPROXIMATE PROPERTY BOUNDARY
- J RESULT IS LESS THAN THE RL BUT GREATER THAN OR EQUAL TO THE MDL AND THE CONCENTRATION IS AN APPROXIMATE VALUE

NOTE

- THE HIGHEST CONCENTRATION OF CHLOROETHANE WAS USED AT PIEZOMETER PAIR LOCATIONS TO GENERATE ISOCONCENTRATION CONTOURS.

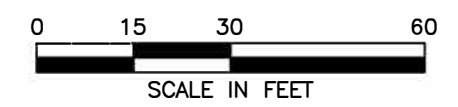


FIGURE 13
CHLOROETHANE ISOCONCENTRATION
CONTOUR MAP
APRIL 2016
FORMER SCOTT AVIATION FACILITY
LANCASTER, NEW YORK

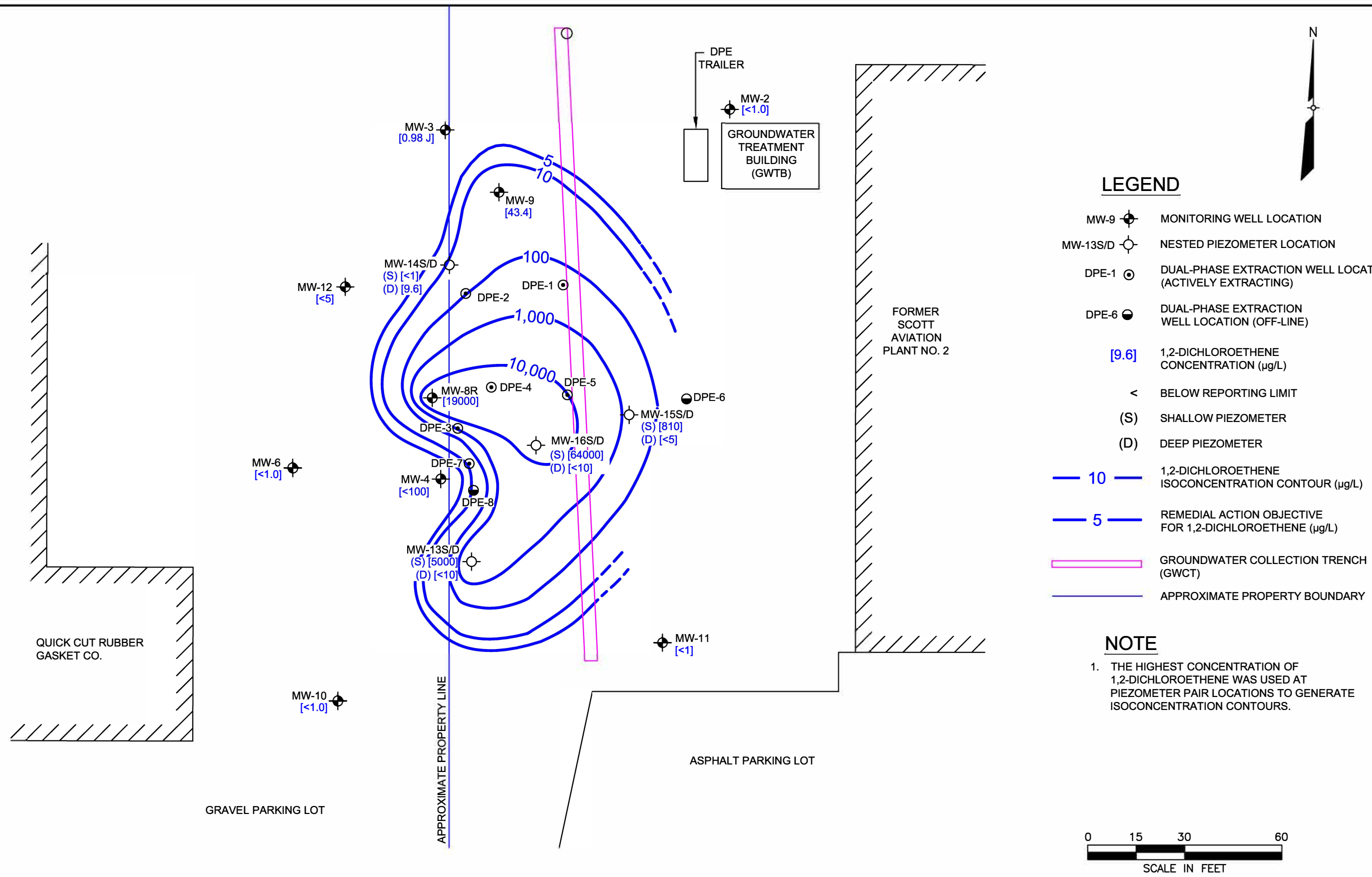
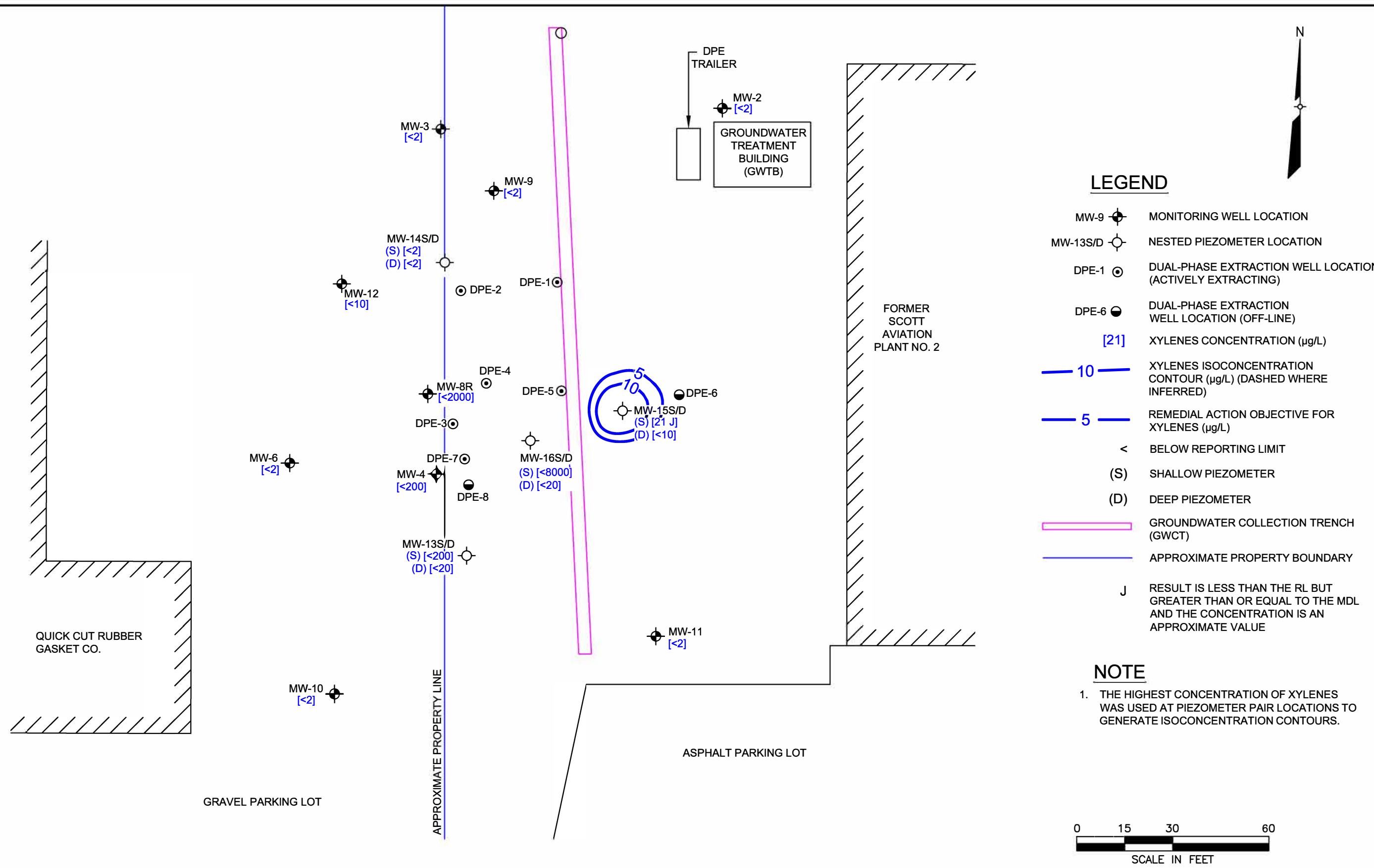
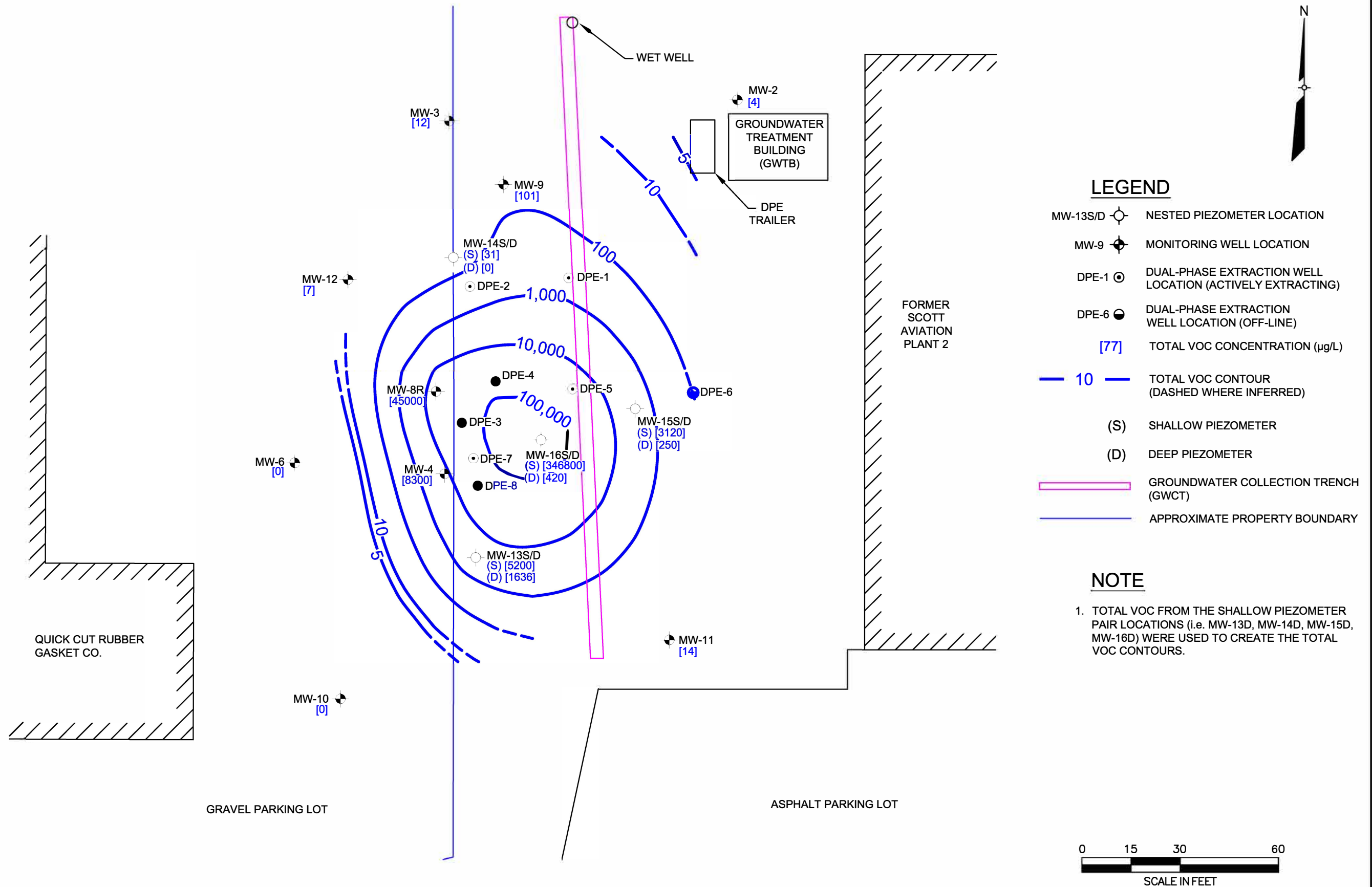


FIGURE 14
1,2-DICHLOROETHENE ISOCONCENTRATION
CONTOUR MAP
APRIL 2016
FORMER SCOTT AVIATION FACILITY
LANCASTER, NEW YORK





Tables

Table 1

**Remedial Action Objectives
Former Scott Aviation Facility
NYSDEC Site Code No. 9-15-149
Lancaster, New York**

Volatile Organic Compounds	Remedial Action Objectives*	
	Soil (mg/kg)	Groundwater (µg/L)
Chloroethane	1	5
1,1-Dichloroethane	1	5
1,2-Dichloroethene	1	5
1,1,1-Trichloroethane	1	5
Trichloroethene	1	5
Vinyl chloride	1	5
Ethylbenzene	1	5
Toluene	1	5
Xylenes	1	5
Total VOCs	10	NA

Notes:

mg/kg - milligrams per kilogram

µg/L - micrograms per liter

NA - not applicable

* Based on values presented in site-specific ROD (November 1994).

Table 2

**Monitoring Well, Nested Piezometer, and Dual Phase Extraction Well Construction
Specifications
Former Scott Aviation Facility
NYSDEC Site Code No. 9-15-149
Lancaster, New York**

Well ID	Date Installed	Well Diameter (inches)	Bottom of Boring (ft bgs)	Screen Length (feet)	Well Screen Interval (ft bgs)	Filter Sand Pack Interval (ft bgs)	Bentonite Seal Interval (ft bgs)
Monitoring Wells							
MW-1	(1)	NA	NA	NA	NA	NA	NA
MW-2	05/24/91	2.0	15.0	10	5.0 - 15.0	4.0 - 15.0	1.0 - 4.0
MW-3	05/19/91	2.0	26.0	15	11.0 - 26.0	9.0 - 26.0	5.0 - 9.0
MW-4	05/23/91	2.0	26.0	10	16.0 - 26.0	14.0 - 26.0	11.0 - 14.0
MW-5	(1)	NA	NA	NA	NA	NA	NA
MW-6	03/17/04	2.0	26.0	10	16.0 - 26.0	14.0 - 16.0	11.5 - 14.0
MW-7	(2)	NA	NA	NA	NA	NA	NA
MW-8R	02/17/04	2.0	28.0	10	14.0 - 24.0	13.0 - 24.5	12.0 - 13.0
MW-9	04/11/99	2.0	25.4	20	5.4 - 25.4	4.0 - 25.4	2.0 - 4.0
MW-10	04/11/99	2.0	24.4	20	4.4 - 24.4	3.0 - 4.4	1.0 - 3.0
MW-11	03/01/04	2.0	29.0	20	8.5 - 28.5	7.5 - 29.0	6.5 - 7.5
MW-12	03/17/04	2.0	27.5	20	7.0 - 27.0	6.0 - 27.5	5.0 - 6.0
Nested Piezometers							
MW-13S	03/03/04	1.0	24.0	8	8.5 - 16.5	7.5 - 17.0	6.5 - 7.5
MW-13D	03/03/04	1.0	24.0	4	19.5 - 23.5	19.0 - 24.0	17.0 - 19.0
MW-14S	03/04/05	1.0	24.0	8	8.5 - 16.5	7.5 - 16.75	6.5 - 7.5
MW-14D	03/04/05	1.0	24.0	5	18.5 - 23.5	18.25 - 24.0	16.75 - 18.25
MW-15S	03/02/05	1.0	28.0	6	12.0 - 18.0	11.0 - 12.0	10.0 - 11.0
MW-15D	03/02/05	1.0	28.0	4	21.0 - 25.0	20.5 - 28.0	18.5 - 20.5
MW-16S	03/03/05	1.0	24.0	6	12.0 - 18.0	11.0 - 18.25	10.0 - 11.0
MW-16D	03/03/05	1.0	24.0	4	20.0 - 24.0	19.75 - 24.0	18.25 - 19.75
Dual Phase Extraction Recovery Wells							
DPE-1	02/17/04	4.0	18.5	5	13.0 - 18.0	12.0 - 18.5	11.0 - 12.0
DPE-2	02/19/04	4.0	26.0	5	18.5 - 23.5	18.0 - 26.0	17.0 - 18.0
DPE-3	02/18/04	4.0	18.0	8	8.5 - 16.5	8.0 - 18.0	7.0 - 8.0
DPE-4	(3)	2.0	27.7	20	7.7 - 27.7	6.0 - 27.7	4.0 - 6.0
DPE-5	02/16/04	4.0	18.3	6	12.0 - 18.0	11.0 - 18.3	10.0 - 11.0
DPE-6	02/16/04	4.0	18.3	6	12.0 - 18.0	11.0 - 18.3	10.0 - 11.0
DPE-7	02/19/04	4.0	26.0	4	19.5 - 23.5	19.0 - 26.0	18.0 - 19.0
DPE-8	02/18/04	4.0	17.0	8	8.5 - 16.5	8.0 - 17.0	7.0 - 8.0

Notes:

ft bgs - feet below ground surface

MW-# - Monitoring Well

DPE-# - Dual Phase Extraction Recovery Well

(1) MW-1 and MW-5 are not monitored for this project.

(2) MW-7 was abandoned in November 2003 per Section 3.7 of the Remedial Design Work Plan.

(3) Pre-existing monitoring well MW-8 (installed 04/11/99) was converted to DPE-4 in February 2004.

NA - Information is not available.

Table 3

**Groundwater Monitoring Program - July 2015 through April 2016
Former Scott Aviation Facility
NYSDEC Site Code No. 9-15-149
Lancaster, New York**

Event Date	Number of Locations Sampled	Locations Sampled			
Quarterly Groundwater Monitoring					
July 2015	17	MW-2 MW-8R MW-13D DPE-4 GWCT	MW-3 MW-10 MW-16S DPE-5	MW-4 MW-11 MW-16D DPE-7	MW-6 MW-13S DPE-3 DPE-8
October 2015	17	MW-2 MW-8R MW-13D DPE-4 GWCT	MW-3 MW-10 MW-16S DPE-5	MW-4 MW-11 MW-16D DPE-7	MW-6 MW-13S DPE-3 DPE-8
January 2016	12	MW-2 MW-8R MW-13D	MW-3 MW-10 MW-16S	MW-4 MW-11 MW-16D	MW-6 MW-13S GWCT
Comprehensive Annual Groundwater Monitoring					
April 2016	26	MW-2 MW-8R MW-12 MW-14D MW-16D DPE-3 DPE-8	MW-3 MW-9 MW-13S MW-15S GWCT DPE-4 GWCT	MW-4 MW-10 MW-13D MW-15D DPE-1 DPE-5	MW-6 MW-11 MW-14S MW-16S DPE-2 DPE-7

Table 4

**Quarterly Groundwater Monitoring Water Level Data - April 4, 2016
Former Scott Aviation Facility
NYSDEC Site Code No. 9-15-149
Lancaster, New York**

Monitoring Point Identification	Top of Casing Elevation (feet AMSL)	Depth to Water (feet from TOC)	Ground Water Elevation (feet AMSL)
Monitoring Wells			
MW-2	687.10	5.68	681.42
MW-3	687.05	8.00	679.05
MW-4	686.50	8.20	678.30
MW-6	686.46	6.98	679.48
MW-8R	686.29	8.10	678.19
MW-9	689.57	11.38	678.19
MW-10	687.70	6.67	681.03
MW-11	688.61	10.84	677.77
MW-12	686.19	3.67	682.52
Nested Piezometers			
MW-13S	686.65	5.05	681.60
MW-13D	686.78	8.65	678.13
MW-14S	685.74	8.80	676.94
MW-14D	685.88	13.49	672.39
MW-15S*	687.87	0.70	687.17
MW-15D*	687.87	11.70	676.17
MW-16S	688.15	6.38	681.77
MW-16D	688.16	11.35	676.81
Remedial System			
GWCT Manhole (rim)	687.22	17.90	669.32

Notes:

TOC - Top of Casing

AMSL - Above Mean Sea Level

* Measured from Ground Surface.

Table 5

**Summary of April 2016 Analytical Data
Former Scott Aviation Facility
NYSDEC Site Code No. 9-15-149
Lancaster, New York**

Sample ID	Groundwater	MW-2	MW-3	MW-4	MW-6	MW-8R	MW-9	MW-10	MW-11	MW-12
Date Collected	RAO/ NYCRR	04/04/16	04/05/16	04/06/16	04/04/16	04/06/16	04/05/16	04/04/16	04/04/16	04/05/16
Lab Sample ID	Objective	480-97612-1	480-97989-1	480-97989-2	480-97612-4	480-97989-7	480-97612-12	480-97612-3	480-97612-2	480-97612-5
Volatile Organic Compounds by Method 8260 (µg/L)										
1,1-Dichloroethane	5*	< 1.0 U	8.0	790	< 1.0 U	< 1,000 U	59	< 1.0 U	2.5	< 5 U
1,1-Dichloroethene	5	< 1.0 U	< 1.0 U	< 100 U	< 1.0 U	< 1,000 U	< 1.0 U	< 1.0 U	< 1.0 U	< 5 U
1,2-Dichloroethane	0.6	< 1.0 U	< 1.0 U	< 100 U	< 1.0 U	< 1,000 U	1.1	< 1.0 U	< 1.0 U	< 5 U
2-Butanone (MEK)	50	< 10 U	< 10 U	< 1,000 U	< 10 U	< 10,000 U	< 10.0 U	< 10 U	< 10 U	< 50 U
Acetone	50	4	< 10 U	< 1,000 U	< 10 U	< 10,000 U	< 10.0 U	< 10 U	7.5	< 50 U
Benzene	1	< 1.0 U	< 1.0 U	< 100 U	< 1.0 U	< 1,000 U	< 1.0 U	< 1.0 U	< 1.0 U	< 5 U
Chloroethane	5*	< 1.0 U	0.58 J	310	< 1.0 U	< 1,000 U	< 1.0 U	< 1.0 U	< 1.0 U	6.8
cis-1,2-Dichloroethene	5*	< 1.0 U	0.98 J	< 100 U	< 1.0 U	19,000	41.0	< 1.0 U	< 1.0 U	< 5 U
Toluene	5*	< 1.0 U	< 1.0 U	< 100 U	< 1.0 U	< 1,000 U	< 1.0 U	< 1.0 U	< 1.0 U	< 5 U
Trichloroethene	5*	< 1.0 U	< 1.0 U	< 100 U	< 1.0 U	< 1,000 U	< 1.0 U	< 1.0 U	< 1.0 U	< 5 U
trans-1,2-Dichloroethene	5	< 1.0 U	< 1.0 U	< 100 U	< 1.0 U	< 1,000 U	2.4	< 1.0 U	< 1.0 U	< 5 U
Vinyl chloride	5*	< 1.0 U	2.6	7,200	< 1.0 U	26,000	14	< 1.0 U	4.1	< 5 U
Xylenes, Total	5*	< 2.0 U	< 2.0 U	< 200 U	< 2.0 U	< 2,000 U	< 2.0 U	< 2.0 U	< 2.0 U	< 10 U
Total Volatile Organic Compounds	NA	4	12	8,300	0	45,000	101	0	14	7

Table 5

**Summary of April 2016 Analytical Data
Former Scott Aviation Facility
NYSDEC Site Code No. 9-15-149
Lancaster, New York**

Sample ID	Groundwater	MW-13D	MW-13S	MW-14D	MW-14S	MW-15D	MW-15S	MW-16D	MW-16S
Date Collected	RAO/ NYCRR	04/06/16	04/05/16	04/05/16	04/05/16	04/06/16	04/06/16	04/07/16	04/07/16
Lab Sample ID	Objective	480-97989-6	480-97989-5	480-97612-10	480-97612-9	480-97989-9	480-97989-8	480-97989-4	480-97989-3
Volatile Organic Compounds by Method 8260 (µg/L)									
1,1-Dichloroethane	5*	< 10 U	240	< 1.0 U	4.4	< 5 U	540	< 10 U	2,800 J
1,1-Dichloroethene	5	< 10 U	< 100 U	< 1.0 U	< 1.0 U	< 5 U	9 J	< 10 U	< 4,000 U
1,2-Dichloroethane	0.6	< 10 U	< 100 U	< 1.0 U	0.43 J	< 5 U	< 20 U	< 10 U	< 4,000 U
2-Butanone (MEK)	50	1,300	< 1,000 U	< 10 U	< 10 U	< 50 U	160 J	< 100 U	< 40,000 U
Acetone	50	300	< 1,000 U	< 10 U	< 10 U	< 50 U	790	< 100 U	< 40,000 U
Benzene	1	< 10 U	< 100 U	< 1.0 U	0.90 J	< 5 U	< 20 U	< 10 U	< 4,000 U
Chloroethane	5*	36	390	< 1.0 U	6.3	250	290	370	< 4,000 U
cis-1,2-Dichloroethene	5*	< 10 U	5,000	< 1 U	9.6	< 5 U	810	< 10 U	64,000
Toluene	5*	< 10 U	81 J	< 1.0 U	< 1.0 U	< 5 U	160	< 10 U	< 4,000 U
Trichloroethene	5*	< 10 U	< 100 U	< 1.0 U	< 1.0 U	< 5 U	110	< 10 U	< 4,000 U
trans-1,2-Dichloroethene	5	< 10 U	< 100 U	< 1.0 U	< 1.0 U	< 5 U	< 20 U	< 10 U	< 4,000 U
Vinyl chloride	5*	< 10 U	6,100	< 1.0 U	8.9	< 5 U	230	50	280,000
Xylenes, Total	5*	< 20 U	< 200 U	< 2.0 U	< 2.0 U	< 10 U	21 J	< 20 U	< 8,000 U
Total Volatile Organic Compounds	NA	1,636	5,200	0	31	250	3,120	420	346,800

Notes:

Bold font indicates the analyte was detected.

Bold font and bold outline indicates the screening criteria was exceeded.

* Site-specific RAO per ROD (November 1994)

Site-specific RAO Ethylbenzene and 1,1,1-Trichloroethane were not detected above the reporting limit.

J - Analyte detected at a level less than the reporting limit and greater than or equal to the method detection limit. Concentrations within this range are estimated.

U - Not detected at or above reporting limit.

NA - Not applicable

Table 6

**Summary of Groundwater Collection Trench Analytical Data
Former Scott Aviation Facility
NYSDEC Site Code No. 9-15-149
Lancaster, New York**

Sample ID Date Collected Lab Sample ID	Groundwater RAO/ NYCRR Objective	GWCT Manhole 07/24/15 480-84562-15	GWCT Manhole 10/19/15 480-89674-20	GWCT Manhole 01/05/16 480-93630-15	GWCT Manhole 04/04/16 480-84562-15
Volatile Organic Compounds by Method 8260 (µg/L)					
1,1-Dichloroethane	5*	1.3	0.7	< 1.0 U	0.4 J
2-Butanone (MEK)	50	2.4 J	< 10 U	< 10 U	< 10 U
Acetone	50	7.0 J	< 10 U	< 10 U	< 10 U
Benzene	1	< 1.0 U	< 1.0 U	< 1.0 U	< 1.0 U
Chloroethane	5*	< 1.0 U	< 1.0 U	62	44
cis-1,2-Dichloroethene	5*	1.1	< 1.0 U	< 1.0 U	< 1.0 U
Methylene Chloride	5	< 1.0 U	< 1.0 U	< 1.0 U	< 1.0 U
Toluene	5*	< 1.0 U	< 1.0 U	0.99 J	< 1.0 U
Trichloroethene	5*	< 1.0 U	< 1.0 U	< 1.0 U	< 1.0 U
trans-1,2-Dichloroethene	5	< 1.0 U	< 1.0 U	< 1.0 U	< 1.0 U
Vinyl chloride	5*	< 1.0 U	< 1.0 U	< 1.0 U	< 1.0 U
Xylenes, Total	5*	< 2.0 U	< 2.0 U	< 2.0 U	< 2.0 U
Total Volatile Organic Compounds	NA	12.8	0.7	63.0	44.4

Notes:

Bold font indicates the analyte was detected.

Bold font and bold outline indicates the screening criteria was exceeded.

* Site-specific RAO per ROD (November 1994)

J - Analyte detected at a level less than the reporting limit and greater than or equal to the method detection limit; concentrations estimated.

U - Not detected at or above reporting limit.

NA - Not applicable

Table 7

Summary of Dual Phase Extraction Well Groundwater Analytical Data
Former Scott Aviation Facility
NYSDEC Site Code No. 9-15-149
Lancaster, New York

Sample ID	Groundwater	DPE-1	DPE-1	DPE-2	DPE-2	DPE-3	DPE-3	DPE-3	DPE-3
Date Collected	RAO/ NYCRR	04/17/14	04/06/16	04/17/14	04/06/16	04/17/14	07/24/15	10/21/15	04/06/16
Lab Sample ID	Objective	480-58303-1	480-97989-10	480-58303-6	480-97989-11	480-58303-2	480-84562-16	480-89674-15	480-97989-12
Volatile Organic Compounds by Method 8260 (µg/L)									
1,1,1-Trichloroethane	5*	10 U	20 U	5 U	5 U	43	10 U	20 U	5 U
1,1-Dichloroethane	5*	69	130	4.4	5 U	42	24	20 U	5 U
1,1-Dichloroethene	5	10 U	20 U	5 U	5 U	26	3.1 J	20 U	5 U
1,2-Dichloroethane	0.6	10 U	20 U	5 U	5 U	10 U	10 U	20 U	5 U
2-Butanone (MEK)	50	140	200 U	50 U	50 U	50 U	610	220	50 U
Acetone	50	310	200 U	50 U	50 U	50 U	110	110 J	50 U
Benzene	1	10 U	20 U	5 U	5 U	10 U	10 U	20 U	5 U
Carbon Disulfide	60	10 U	20 U	5 U	5 U	10 U	10 U	20 U	5 U
Chloroethane	5*	15	20 U	5 U	5 U	10 U	23	20 U	5 U
Chloromethane	5	10 U	18 J	5 U	5 U	10 U	10 U	20 U	5 U
cis-1,2-Dichloroethene	5*	71	130	240	5 U	2,700	650	70	18
Methylene Chloride	5	10 U	20 U	5 U	5 U	10 U	6.1 J	20 U	7.5
Toluene	5*	18	29	5 U	5 U	8.0 J	8.4 J	20 U	5 U
trans-1,2-Dichloroethene	5	10 U	20 U	5 U	5 U	10 U	10 U	20 U	5 U
Trichloroethene	5*	23	18 J	5.9	5 U	6,500	10 U	20 U	5 U
Vinyl chloride	5*	15	31	54	5 U	120	240	20 U	12

Table 7

**Summary of Dual Phase Extraction Well Groundwater Analytical Data
Former Scott Aviation Facility
NYSDEC Site Code No. 9-15-149
Lancaster, New York**

Sample ID	Groundwater	DPE-4	DPE-4	DPE-4	DPE-4	DPE-5	DPE-5	DPE-5	DPE-5
Date Collected	RAO/ NYCRR	04/17/14	07/24/15	10/21/15	04/06/16	04/17/14	07/24/15	10/21/15	04/06/16
Lab Sample ID	Objective	480-58303-3	480-84562-17	480-89674-16	480-97989-13	480-58303-4	480-84562-18	480-89674-17	480-97989-14
Volatile Organic Compounds by Method 8260 (µg/L)									
1,1,1-Trichloroethane	5*	10 U	10 U	100 U	400 U	10 U	10 U	10 U	10 U
1,1-Dichloroethane	5*	8.1	130	450	400 U	160	30	59	17
1,1-Dichloroethene	5	10 U	30	460	400 U	2.9 J	10 U	10 U	10 U
1,2-Dichloroethane	0.6	10 U	2.2 J	100 U	400 U	10 U	10 U	10 U	10 U
2-Butanone (MEK)	50	50 U	65 J	1,000 U	4,000 U	26 J	330	660	78 J
Acetone	50	50 U	46 J	1,000 U	4,000 U	120	240	340	120
Benzene	1	10 U	10 U	100 U	400 U	10 U	10 U	10 U	10 U
Carbon Disulfide	60	10 U	3.4 J	100 U	400 U	10 U	10 U	10 U	10 U
Chloroethane	5*	10 U	49	110	400 U	46	51	81	87
Chloromethane	5	10 U	10 U	230	400 U	10 U	10 U	10 U	10 U
cis-1,2-Dichloroethene	5*	510	30,000	130,000	25,000	320	410	610	120
Methylene Chloride	5	10 U	8.1 J	100 U	260 J	10 U	4.5 J	10 U	10 U
Toluene	5*	10 U	28	140	400 U	30	11	9.2	10 U
trans-1,2-Dichloroethene	5	10 U	36	100 U	400 U	10 U	11	20	10 U
Trichloroethene	5*	630	93	120	400	160	10 U	10 U	10 U
Vinyl chloride	5*	31	4,700	37,000	12,000	71	180	170	71

Table 7

Summary of Dual Phase Extraction Well Groundwater Analytical Data
Former Scott Aviation Facility
NYSDEC Site Code No. 9-15-149
Lancaster, New York

Sample ID	Groundwater	DPE-7	DPE-7	DPE-7	DPE-7	DPE-8	DPE-8	DPE-8
Date Collected	RAO/ NYCRR	04/17/14	07/24/15	10/21/15	04/06/16	07/24/15	10/21/15	04/06/16
Lab Sample ID	Objective	480-58303-5	480-84562-19	480-89674-18	480-97989-15	480-84562-20	480-89674-19	480-97989-16
Volatile Organic Compounds by Method 8260 (µg/L)								
1,1,1-Trichloroethane	5*	10 U	20 U	20 U	20 U	57	170	39
1,1-Dichloroethane	5*	460	250	390	63	140	590	58
1,1-Dichloroethene	5	47 J	12 J	20 U	20 U	50 U	20	5 U
1,2-Dichloroethane	0.6	10 U	20 U	20 U	20 U	50 U	20 U	5 U
2-Butanone (MEK)	50	50 U	150 J	940	530	540	260	50 U
Acetone	50	50 U	1,100	530	230	890	220	50 U
Benzene	1	10 U	20 U	20 U	20 U	50 U	20 U	5 U
Carbon Disulfide	60	10 U	20 U	20 U	20 U	50 U	11	5 U
Chloroethane	5*	11	27	260	260	50 U	54	44
Chloromethane	5	10 U	20 U	20 U	20 U		20 U	5 U
cis-1,2-Dichloroethene	5*	11,000	820	680	26	1,500	2,300	5 U
Methylene Chloride	5	10 U	11 J	20 U	20 U	23 J	20 U	5 U
Toluene	5*	10 U	20 U	20 U	20 U	50 U	20 U	5 U
trans-1,2-Dichloroethene	5	10 U	20 U	20 U	20 U	50 U	55	8.1
Trichloroethene	5*	1,300	20 U	12 J	20 U	230	92	5.4
Vinyl chloride	5*	580	470	780	300	1,400	1,700	110

Notes:

Bold font indicates the analyte was detected.

Bold font and bold outline indicates the screening criteria was exceeded.

* Site-specific RAO per ROD (November 1994)

J - Analyte detected at a level less than the reporting limit and greater than or equal to the method detection limit; concentrations estimated.

U - Not detected at or above reporting limit.

Table 8

Vapor Monitoring Results - April 4, 2016
Former Scott Aviation Facility
NYSDEC Site Code No. 9-15-149
Lancaster, New York

	Sample ID: Sample Date:	LRP Effluent* Not Sampled	AS Effluent 4/4/2016
<u>VOCs by Method TO-15 ($\mu\text{g}/\text{m}^3$)</u>			
Benzene		-	0.83
Chloroethane		-	36
Chloromethane		-	1.3
Trichlorofluoromethane		-	1.2
Methyl Ethyl Ketone		-	1.8
n-Heptane		-	1
n-Hexane		-	2.9
Toluene		-	2.6
Total Detected VOCs ($\mu\text{g}/\text{m}^3$)		-	48
Vacuum (inches Hg)		-	4.50
Air Flow Rate (acfm)		-	210
VOC discharge loading (lb/hr)		-	0.00004
Total VOC discharge loading (lb/hr)			0.00004

Notes:

* The LRP was not running during sampling event on April 4, 2016.

The air stripper vacuum measured on April 4, 2016 was 4.5 inches H₂O and the flow rate was 210 scfm.

1. $\mu\text{g}/\text{m}^3$ = micrograms per cubic meter
2. acfm = actual cubic feet per minute
3. Hg = Mercury
4. scfm = standard cubic feet per minute
5. lb/hr = pounds per hour
6. LRP Effluent represents the untreated vapor discharge for the Liquid Ring Pump.
7. AS Effluent represents the untreated vapor discharge for the Air Stripper.

Qualifiers:

U - Not detected at or above reporting limit (reporting limit not included in the Total Detected VOCs).

Table 9

Volatile Organic Compound Removed - Aqueous Phase
Former Scott Aviation Facility
NYSDEC Site Code No. 9-15-149
Lancaster, New York

Sample ID Sample Date	Influent Third Quarter 2015	Influent Fourth Quarter 2015	Influent First Quarter 2016	Influent Second Quarter 2016
VOCs (Method 8260) (µg/L)				
Chloroethane	39	38	43	42
Methylene Chloride	1.0	ND	ND	ND
Toluene	2.9	ND	0.73 J	ND
Total VOCs (µg/L)	42.9	38.0	43.7	42.0
Air Stripper Totalizer Readings (gallons)	5,652,490 (4/7/15) 5,783,130 (7/22/15)	5,783,130 (7/22/15) 5,843,922 (10/19/15)	5,843,922 (10/19/15) 5,949,858 (1/5/16)	5,949,858 (1/5/16) 6,115,964 (4/4/16)
Gallons Processed	130,640	60,792	105,936	166,106
VOCs Removed (pounds)	0.047	0.019	0.039	0.058
Total VOCs Removed (pounds)	0.163			

Notes:

1. µg/L = micrograms per liter
2. Influent - Represents the combined dual phase extraction and groundwater collection trench influent to the air stripper.
3. Dates are indicated next to the air stripper totalizer readings.
4. Totalizer readings from the air stripper effluent.
5. Dual phase extraction system ran intermittently during the reporting period.

Qualifiers:

- J - Indicates compounds detected as estimated.
 ND - Indicates compounds not detected above the quantitation limit.

Table 10

**Combined DPE Remediation System Operation and Maintenance Schedule
Former Scott Aviation Facility
NYSDEC Site Code No. 9-15-149
Lancaster, New York**

Frequency	Operation and Maintenance Activity
Weekly	Record System Operational Parameters Inspect All Piping, Mechanical, and Electrical Components Check/Fill LRP Seal Fluid
Monthly	Change Bag Filters/Clean Housings and change KO Tank Filter as needed
Quarterly	Clean System Components (KO Tank, Hold Tank, Air Stripper)
Annually	Replace LRP Seal Fluid Replace LRP Separator Element Grease LRP Bearings Perform DPE Well and Conveyance Lines Scale Abatement Activity at Select Wells

Notes:

DPE: Dual Phase Extraction

KO: Knockout

LRP: Liquid Ring Pump

Table 11

Groundwater Monitoring Schedule - July 2016 through April 2017
Former Scott Aviation Facility
NYSDEC Site Code No. 9-15-149
Lancaster, New York

Event Date	Number of Locations Scheduled for Sampling	Lcoations Scheduled for Sampling			
Quarterly Groundwater Monitoring					
July 2016	20	MW-2	MW-3	MW-4	MW-6
		MW-8R	MW-10	MW-11	MW-12
		MW-13S	MW-13D	MW-16S	MW-16D
		DPE-1	DPE-2	DPE-3	DPE-4
		DPE-5	DPE-7	DPE-8	GWCT
October 2016	20	MW-2	MW-3	MW-4	MW-6
		MW-8R	MW-10	MW-11	MW-12
		MW-13S	MW-13D	MW-16S	MW-16D
		DPE-1	DPE-2	DPE-3	DPE-4
		DPE-5	DPE-7	DPE-8	GWCT
January 2017	20	MW-2	MW-3	MW-4	MW-6
		MW-8R	MW-10	MW-11	MW-12
		MW-13S	MW-13D	MW-16S	MW-16D
		DPE-1	DPE-2	DPE-3	DPE-4
		DPE-5	DPE-7	DPE-8	GWCT
Comprehensive Annual Groundwater Monitoring					
April 2017	25	MW-2	MW-3	MW-4	MW-6
		MW-8R	MW-9	MW-10	MW-11
		MW-12	MW-13S	MW-13D	MW-14S
		MW-14D	MW-15S	MW-15D	MW-16S
		MW-16D	DPE-1	DPE-2	DPE-3
		DPE-4	DPE-5	DPE-7	DPE-8
		GWCT			

Notes:

MW-## - Monitoring Well

MW-##S - Shallow Piezometer

MW-##D - Deep Piezometer

DPE-## - Dual Phase Extraction Well

GWCT - Groundwater Collection Trench

Table 12

Monitoring and Compliance Sampling Summary
Former Scott Aviation Facility
NYSDEC Site Code No. 9-15-149
Lancaster, New York

Location/Type	Matrix	Analytical Parameter					Comments
		VOCs (aqueous)	TPH (aqueous)	TSS (aqueous)	pH (aqueous)	VOCs (vapor)	
Quarterly BSA Sampling - 4 Events							
GWTB Influent	aqueous	1	1	1	1	0	Four grabs over 8 hour process day
GWTB Effluent	aqueous	1	1	1	1	0	Four grabs over 8 hour process day
Trip Blank	aqueous	1	0	0	0	0	Quality Assurance/Quality Control
Per Event		3	2	2	2	0	
Sub-Total		12	8	8	8	0	
Remedial Action Compliance Sampling							
Quarterly - 3 Events							
Primary Samples	aqueous	20	0	0	0	0	Wells: MW-2, MW-3, MW-4, MW-6, MW-8R, MW-10, MW-11, MW-12, MW-13S, MW-13D, MW-16S, MW-16D, DPE-1, DPE-2, DPE-3, DPE-4, DPE-5, DPE-7, DPE-8, GWCT
Duplicate	aqueous	1	0	0	0	0	Quality Assurance/Quality Control
Trip Blank	aqueous	1	0	0	0	0	Quality Assurance/Quality Control
Rinsate Blank	aqueous	1	0	0	0	0	Quality Assurance/Quality Control
Air Stripper Effluent	air	0	0	0	0	1	Air Discharge Limit Compliance
LRP Effluent	air	0	0	0	0	1	Air Discharge Limit Compliance
Per Event		23	0	0	0	2	
Subtotal		69	0	0	0	6	
Annual Event - 1 Event							
Primary Samples	aqueous	25	0	0	0	0	Wells: MW-2, MW-3, MW-4, MW-6, MW-8R, MW-9, MW-10, MW-11, MW-12, MW-13S, MW-13D, MW-14S, MW-14D, MW-15S, MW-15D, MW-16S, MW-16D, DPE-1, DPE-2, DPE-3, DPE-4, DPE-5, DPE-7, DPE-8, GWCT
Trip Blank	aqueous	1	0	0	0	0	Quality Assurance/Quality Control
Duplicate	aqueous	1	0	0	0	0	Quality Assurance/Quality Control
Rinsate Blank	aqueous	1	0	0	0	0	Quality Assurance/Quality Control
Air Stripper Effluent	air	0	0	0	0	1	Air Discharge Limit Compliance
LRP Effluent	air	0	0	0	0	1	Air Discharge Limit Compliance
Subtotal		28	0	0	0	2	
Total		109	8	8	8	8	

Methods:

Volatile organic compounds (VOCs) by USEPA SW-846 Method 8260C (aqueous)

Total extractable hydrocarbons (TPH) by 40 CFR 136 Method 160.2

Total suspended solids (TSS) by 40 CFR 136 Method 1664

pH by 40 CFR 136 Method 150.1

VOCs by USEPA Method TO-15 (air)

MW - Monitoring Well

Appendix A

Former Scott Aviation Plant 2 O&M Checklist

AECOM Technical Services, Inc.
SCOTT AVIATION WEST OF PLANT 2 O&M CHECKLIST (updated 4/2016)

Date: _____ **Weather:** _____

Time: _____ **Field Technician Name:** _____

DPE Process Room

DPE Wells (indicate vacuum reading if well is in operation)

DPE-1	_____ "Hg	DPE-5	_____ "Hg
DPE-2	_____ "Hg	DPE-6	Off Line Due to Lime
DPE-3	_____ "Hg	DPE-7	_____ "Hg
DPE-4	_____ "Hg	DPE-8	_____ "Hg

Comments: _____

LRP Tank Exhaust Temperature -	_____ °F	Hold Tank Pump Pressure -	_____ PSI
LRP Filter Pressure -	_____ PSI	Bag Filter #1 Inlet Pressure -	_____ PSI
LRP Oil Level -	_____	Bag Filter #1 Outlet Pressure -	_____ PSI
LRP Inlet Vacuum -	_____ "Hg	Bag Filter #2 Inlet Pressure -	_____ PSI
LRP Exhaust Temperature -	_____ °F	Bag Filter #2 Outlet Pressure -	_____ PSI
LRP Flow Rate -	_____ x1000 FPM		
KO Tank Vacuum -	_____ "Hg		

Comments: _____

DPE Control Room

LRP Hour Meter -	_____ HRS
KO Tank Hour Meter -	_____ HRS
Hold Tank Hour Meter -	_____ HRS

Comments: _____

Groundwater Treatment Building

GW Trench Totalizer	_____ GAL	Air Stripper Vacuum -	_____ "H ₂ O
Air Stripper Effluent Flowrate -	_____ GPM	Air Stripper Flow -	_____ "H ₂ O
Air Stripper Effluent Totalizer (T1) -	_____ GAL	AS Discharge Pump Pressure -	_____ PSI
Air Stripper Effluent Totalizer (T2) -	_____ GAL	AS Flow Gauge -	_____ SCFM
Air Stripper Effluent Temperature -	_____ °F		

Comments: _____

Appendix B

NYSDEC Hazardous Waste Compliance Inspection Form

NEW YORK STATE DEPARTMENT OF ENVIRONMENTAL CONSERVATION

Division of Environmental Remediation, Region 9

270 Michigan Avenue, Buffalo, NY 14203-2915

P: (716) 851-7220 | F: (716) 851-7226

www.dec.ny.gov

February 24, 2016

Dino Zack
Project Manager
AECOM
257 West Genesee Street
Suite 400
Buffalo, New York 14202

Re: Hazardous Waste Compliance Inspection
Inspection Date: 2/23/2016
AECOM
Handler Address: 225 Erie Street, Lancaster, New York 14086
EPA ID Number: NYR000130591

Dear Mr. Zack:

In order to determine compliance with the New York State Hazardous Waste Regulations (6 NYCRR Parts 370-374 and 376), the New York State Department of Environmental Conservation ('Department') conducted an inspection of your facility on the date indicated above. This letter hereby informs you that no violations were observed during the inspection.

We appreciate your cooperation during the inspection and your efforts to prevent releases of hazardous waste by keeping your facility in compliance with the regulatory requirements. This letter does not address issues pertaining to regulatory fees or hazardous waste special assessment fees. Nothing herein constitutes a waiver by the Department of any rights it has under state and/or federal law, including any rights regarding violations that may have been present at the facility but not observed, or a release from liability for any party pursuant to said laws.

A copy of the inspection form is enclosed for your file. If you have any questions, please contact me at Nelson.Schnabel@dec.ny.gov or (716) 851 7220.

Sincerely,



Nelson Schnabel
Environmental Engineer I



Department of
Environmental
Conservation

Enclosure

ec Kelly A. Lewandowski, NYSDEC, DER, Central office.
eDocs:letter.rcra.NYR000130591.2016-02-24.AECOM.no_violation_observed.pdf



Region:	9
CESQG	X
SQG	
GENERATOR	
TSDF	
OTHER	
NONREGULATED	
UNANNOUNCED	X
ANNOUNCED	

INSPECTION FORM

NEW YORK STATE INDUSTRIAL HAZARDOUS WASTE MANAGEMENT ACT
(Chapter 639, Laws of 1978)

Prepared for:

Commissioner
NEW YORK STATE DEPARTMENT OF
ENVIRONMENTAL CONSERVATION

Attach company business card here or
attach letterhead as last page.

Send to:

NYSDEC
Division of Environmental Remediation
Facility Compliance Section
625 Broadway, 11th Floor
Albany, New York 12233-7020

EPA I.D. NUMBER: NYR000130591

COMPANY NAME (Corporate): AECOM

(Division): _____

COMPANY MAILING ADDRESS: 257 West Genesee Street
Suite 400

City & State	Buffalo, New York	Zip Code	14202
--------------	-------------------	----------	-------

COMPANY LOCATION ADDRESS: 225 Erie Street

(if different than mailing)

City & State Lancaster, New York Zip Code 14086

COUNTY ERie

COMPANY TELEPHONE NUMBER: 716-866-8222 Ext. Fax #:

NAME OF COMPANY CONTACT: Dino Zack

TITLE OF COMPANY CONTACT: Project Manager

EMAIL ADDRESS OF CONTACT: dino.zack@AECOM.com

INSPECTION DATE: 2/23/2016 TIME OF INSPECTION: 11:30 AM

INSPECTOR'S NAME: Nelson Schnabel

NAME: _____

REPORT PREPARED BY: John Schnabel DATE: 2/23/2016

REPORT APPROVED BY: Bidim Rastogi DATE: 2/23/2016

TABLE OF CONTENTS

		<u>Page No.</u>
X	<u>Part I</u>	
	<u>General Information and Classification of Facility</u>	
	1. Identification of Hazardous Waste	I-1
	2. Exemptions	I-2
	3. Hazardous Waste Generation/Treatment/Storage/Disposal	I-4
	4. Status Identification	I-6
X	<u>Part II</u>	
	<u>Comments, Conclusions and Recommendations</u>	II-1
	(Not for release to company, protected information)	
	<u>Generator, TSDF and Transporter Requirements</u>	
	(Check and attach applicable Parts and Appendices)	
X	<u>Part III</u>	
	CESQG - Conditionally Exempt Small Quantity Generator	III-1
	<u>Part IV</u>	
	SQG - Small Quantity Generator	IV-1
	<u>Part IV-A</u>	
	Tank Storage Requirements for Small Quantity Generator	IV-A-1
	<u>Part V</u>	
	LQG - Large Quantity Generator	V-1
	<u>Part VI</u>	
	Interim Status Treatment, Storage and Disposal Facility	VI-1
	<u>Part VII</u>	
	Transporter Transfer Facility	VII-1
	<u>Part VIII</u>	
	Municipal Notification	VIII-1
	<u>Part IX</u>	
	Conditional Exemption for Low-Level Mixed Waste Storage and Disposal	IX-1
	<u>Part X</u>	
	Project XL for Public Utilities in New York State	X-1

APPENDICES

Appendix A	Land Disposal Restrictions - SQG & Generator
Appendix B	Land Disposal Restrictions - TSDF
Appendix C	Permitted Facility Inspection
Appendix C2	Permitted Facility Inspection Checklist
Appendix D	Consent Order Follow-up Inspection
Appendix E	Requirements for Tanks
Appendix F	Elementary Neutralization Units/Wastewater Treatment Units
Appendix G	Requirements for Specific Hazardous Wastes
Appendix H	Closure/Post Closure Inspection
Appendix I	Incinerators and Energy Recovery Facilities
Appendix J	Thermal Treatment
Appendix K	Chemical, Physical and Biological Treatment
Appendix L-1	Universal Waste - Small Quantity Handlers
Appendix L-2	Universal Waste - Large Quantity Handlers
Appendix X-I	Air Emissions Standards for Process Vents - 373-3.27
Appendix X-II	Air Emissions Standards for Equipment Leaks - 373-3.28
Appendix X-III	Tanks, Surface Impounds, and Containers - 373-3.29

ATTACHMENTS

Attachment 1
Attachment 2

Facility Name AECOM:
EPA I.D. No. NYR000130591
Date of Inspection: 2/23/2016

Part I

General Information and Classification of Facility

I. Identification of Hazardous Waste - 371

- | | <u>Yes</u> | <u>No</u> |
|--|------------|-----------------|
| A. Facility generates and/or stores hazardous waste on-site. | <u>X</u> | <u> </u> |
| (1) <u>Yes</u> The generator has determined if his solid waste is hazardous waste based on:
a. <u>Yes</u> knowledge of the waste;
b. <u>Yes</u> testing of the waste. | | |
| (2) <u>Yes</u> The material has the characteristics of:
(<u>No</u>) Ignitability (D001) - 371.3(b)
(<u>No</u>) Corrosivity (D002) - 371.3(c)
(<u>No</u>) Reactivity (D003) - 371.3(d)
(<u>No</u>) Toxicity (D004 - 043) - 371.3(e) | | |
| (3) <u>Yes</u> The material is listed in the regulations as a hazardous waste from non-specific sources (F-Waste). 371.4(b). | | |
| (4) <u>No</u> The waste is listed in the regulations as a hazardous waste from specific sources (K-Waste). 371.4(c). | | |
| (5) <u>No</u> The material is listed in the regulations as an acute hazardous waste (P-Waste). 371.4(d)(5). | | |
| (6) <u>No</u> The material or product is listed in the regulations as a discarded commercial chemical product, off-specification species or manufacturing chemical intermediate (U-Waste). 371.4(d)(6). | | |
| (7) <u>No</u> The material is listed in the regulations as a waste containing PCBs (B-Waste). 371.4(e). | | |
| B. If the facility is a treatment, storage or disposal facility, have they:
<u>NA</u> Submitted a Part A application.
<u>NA</u> Submitted a Part 373 permit application.
<u>NA</u> Been granted a Part 373 permit* expiration date: <u> </u> | | |
| *Complete Appendix C - indicate compliance status with permit conditions. | | |
| C. <u>NA</u> Has the facility signed a consent order to resolve violations found during a previous inspection?** | | |

**Complete Appendix D and indicate compliance with conditions of the order.

II. Exemptions

A. Generator Exemptions

- (1) NA Not a regulated handler
- (2) NA Samples collected for testing - 372.1(e)(5).
- (3) NA Residues of hazardous waste in empty containers - 372.1(e)(6).
- (4) NA A hazardous waste which is generated in a product or raw material storage tank, transport vehicle or vessel, pipeline, or in a manufacturing process unit or an associated non-waste treatment manufacturing unit is not subject to regulation until it exits the unit in which it was generated, unless the unit is a surface impoundment, or unless the hazardous waste remains in the unit more than 90 days after the unit ceases to be operated, manufacturing, or for storage or transportation. - 372.1(e)(7)(i).

B. TSD Exemptions

- (1) NA Storage of hazardous waste that is generated on-site in containers or tanks for a period not exceeding 90 days. - 373-1.1(d)(1)(iii).
- (2) NA Storage of liquid hazardous waste in containers (>185 gallons) or tanks generated on-site over the designated sole source aquifers for a period not exceeding 90 days. - 373-1.1(d)(1)(iv).
- (3) Yes The on-site storage and treatment of hazardous waste by generators that generate less than 100 kilograms of hazardous waste in any calendar month and store less than 1,000 kilograms. - 373-1.1(d)(1)(v).
- (4) NA The storage and recycling of the recyclable materials identified in subparagraphs 371.1(g)(1)(iii) and (iv) of this title - 373-1.1(d)(1)(vi).
- (5) NA The storage of the following recyclable materials is exempt from permitting provided that Subpart 374-1 is complied with. (NOTE: Subpart 374-1 will require that the facility also complies with selected sections of this Part.) - 373-1.1(d)(1)(vii):
 - (a) NA recyclable materials used in a manner constituting disposal (see section 374-1.3);
 - (b) NA hazardous wastes burned for energy recovery in boilers and industrial furnaces that are not regulated under section 373-2.15 or 373-3.15 of this Title (see section 374-1.8);
 - (c) NA recyclable materials from which precious metals are reclaimed (see section 374-1.6);
 - (d) NA spent lead-acid batteries that are being reclaimed (see section 374-1.7).

- (6) **NA** The recycling of hazardous wastes is exempt from permitting provided 373-2.2(c) (identification number), 373-2.5(b) or 373-3.5(b) (manifest requirement), and clause 373-1.1(d)(1)(viii)(d) are complied with. (Storage prior to recycling is not exempt under this subparagraph.) In addition, 373-1.1(d)(1)(viii):
- (a) **NA** This exemption is available to:
- (1) **NA** Commercial facilities that reclaim precious metals, as defined in 374-1.6 of this Title;
- (2) **NA** Mobile or transportable commercial facilities which operate on the generator's site, if a containment area, meeting the requirements of 373-2.9(f), is provided for the reclaiming facility and any associated, temporary container holding or storage area.
- (b) **NA** This exemption is not available to any units, other than boilers and industrial furnaces, that burn hazardous wastes for energy recovery.
- (c) **NA** Exempted processes that recycle the hazardous wastes listed in 2B(5)(a-d) must comply with Part 374 of this Title in lieu of the requirements specified in this subparagraph. (Note: Part 374 will require that the facility also complies with selected sections of this Part.)
- (d) **NA** Owners or operators of facilities subject to RCRA permitting requirements with hazardous waste management units that recycle hazardous waste are subject to the requirements of sections 373-2.27, 373-2.28, 373-3.27 and 373-3.28 of this Part.
- (7) **NA** The on-site treatment of hazardous waste, by the generator, in the same tanks or containers used for accumulation and storage is exempt provided the generator complies with Part 373-1.1(d)(1)(iii) and (iv) and Part 372.2(c)(4). Any treatment or placement of hazardous waste in a manner that constitutes land disposal, as defined in subdivision 370.2(b), does not qualify for this exemption - 373-1.1(d)(1)(ix).
- (8) **NA** Totally enclosed treatment facility - 373-1.1(d)(1)(xi).
- (9) **NA** Elementary neutralization units or wastewater treatment units, as defined in Part 370 of this Title - 373-1.1(d)(1)(xii).
- (10) **NA** Accumulation areas - 373-1.1(d)(1)(xiv).
- (11) **NA** A transporter storing manifested shipments of hazardous waste in containers at a transfer facility for a period of ten calendar days or less - Complete Part VII - 373-1.1(d)(1)(xv).

III. Hazardous Waste Generation/Treatment/Storage/Disposal

- A. Describe only the activities that result in the generation of hazardous waste. Include manufacturing processes that generate hazardous waste. [Do not include hazardous waste treatment processes.]

Pump and treat remediation for removal of TCE. Contaminated filter media -F002

- B. Describe any on-site hazardous waste treatment processes that result in the generation of hazardous waste (exempt and/or non-exempt). Include process diagrams if available.

Dual phase collection system, air stripping.

- C. Identify the hazardous wastes that are on-site, the quantity of each, the storage method, the type and size of containers or tanks used and their location in the storage area. (Be as specific as possible.)

- (1) Accumulation Areas [NOTE: Waste in accumulation areas must be included as part of the total quantity of waste on-site]:

NA

- (2) Container Storage Areas for CESQG, SQG or Generator:

No waste in storage. Recent shipment 1/2016.

- (3) Tank Storage Areas for CESQG, SQG or Generator:

NA

- (4) Interim Status/Permitted Container Storage Areas:

NA

- (5) Interim Status/Permitted Tank Storage Areas:

NA

- (6) Treatment, storage or disposal units such as surface impoundments, landfills, waste piles or incinerators:

NA

IV. Status Identification:

A. **Generator Status**

- (1) Yes Conditionally Exempt Small Quantity Generator (CESQG) - generates less than 100 kg/mo of non-acute hazardous waste or 1 kg/mo of acute hazardous waste. Complete Part III - 372.1(f)(6), 371.1(f)(7).
- (2) No Small Quantity Generator (SQG) - generates more than 100 kg/mo but less than 1,000 kg/mo of non-acute hazardous, and accumulates no more than 6,000 kg of non-acute hazardous waste on-site. Complete Part IV - 372.2(a)(8)(iii).
- (3) No Generator - generates more than 1,000 kg/mo of non-acute hazardous waste or generates more than 1 kg of acute hazardous waste in a calendar month. Complete Part V - 372.2(a)(8)(ii).

B. **Treatment, Storage or Disposal Facility (TSDF)**

- (1) NA Hazardous waste is stored greater than 90 days.*,**
- (2) NA Hazardous waste is received from off-site and not beneficially used, reused or legitimately recycled or stored.*
- (3) NA Hazardous waste is treated on-site in non-exempt units.*
- (4) NA Hazardous waste is disposed of on-site.*

* (If checked Complete Part VI and/or appropriate Appendices)

** (Do not complete for generators only that have exceeded the 90 day storage limit.)

C. **Transporter Status**

Yes No
_____ X

Transporter operates a 10-day transfer facility.

If Yes, Complete Part VII

Permit No. _____

D. **Universal Waste Handler**

- (1) No Small Quantity Handler - company accumulates no more than 5,000 kg total of universal waste at any time - Complete Appendix L-1.
- (2) _____ Large Quantity Handler - Company accumulates 5,000 kg or more of universal waste at any time - Complete Appendix L-2.
- (3) _____ Universal Waste Managed On-Site (list type and quantity).

E. **RCRA Air Emission Rule (Subpart AA/BB/CC)**

Is facility subject to RCRA Air Emission Rules (Subpart AA/BB/CC)?

_____ If Yes, Complete Appendix-X.

X If No, Please explain:
CESQ

F. **(c)(7) Notification - 371.1(c)(7)**

Viol

_____ The facility has filed a (c)(7) notification with the Department. The notification contains all the information as required by 371.1(c)(7).

OK

NA

_____ Yes, List what notice is for:

NA If No, Please explain:

Facility Name AECOM:

EPA I.D. No. NYR000130591

Date of Inspection: 2/23/2016

Part III

CONDITIONALLY EXEMPT SMALL QUANTITY GENERATOR (CESQG)

CESQG - The generator who generates no more than 100 kg of non-acute hazardous waste or 1 kg of acute hazardous waste in a calendar month has complied with the following: 371.1(f)(6) *, 371.1(f)(7)**

1. _____ has determined his solid waste is hazardous as required by paragraph X
372.2(a)(2) of this Title - 371.1(f)(6)(i), 371.1(f)(7)(i).
2. _____ accumulated no more than 1,000 kg of non-acute hazardous waste on-site. [NOTE: If more than 1,000 kg hazardous waste on-site. [NOTE: If more than 1,000 kg is accumulated, then the requirements for a SQG apply. Part IV must be completed.] - 371.1(f)(7)(ii). X
3. _____ accumulated no more than a total of 1 kg of acute hazardous waste on-site. [NOTE: If more than 1 kg is accumulated, then the requirements for a generator apply. Part V must be completed.] - 371.1(f)(6)(ii). X
4. _____ accumulated no more than a total of 100 kilograms of any residue or contaminated soil, waste or other debris resulting from the cleanup of a spill, into or on any land or water, of any acute hazardous waste listed in section 371.4(b), (c) and (d)(5) of this Title. [NOTE: If more than 100 kg is accumulated, then the requirements for a generator apply. Part V must be completed.] - 371.1(f)(6)(ii). X
5. treated or disposed of his hazardous waste in an on-site facility, or ensured delivery to an off-site TSD, either of which, if located in the U.S., is: 371.1(f)(6)(iii), 371.1(f)(7)(iii).
 - (a) _____ permitted under Part 373; 371.1(f)(6)(iii)(a), 371.1(f)(7)(iii)(a). X
 - (b) _____ in interim status under Part 373; 371.1(f)(6)(iii)(b), 371.1(f)(7)(iii)(b). NA
 - (c) _____ authorized to manage hazardous waste by a state with a hazardous waste management program approved under RCRA, if located outside New York; 371.1(f)(6)(iii)(c), 371.1(f)(7)(iii)(c). NA
 - (d) _____ authorized to receive hazardous waste under RCRA; 371.1(f)(6)(iii)(d), 371.1(f)(7)(iii)(d). NA
 - (e) _____ permitted under Part 360 to manage municipal or industrial solid waste and authorized to receive such wastes, or permitted, NA

licensed, or registered by a state other than New York to manage municipal solid waste in a solid waste landfill or registered by a state to manage industrial solid waste if managed in an industrial waste disposal unit; 371.1(f)(6)(iii)(e), 371.1(f)(7)(iii)(e).

- (f) _____ a facility which beneficially uses or reuses, or legitimately recycles or reclaims its wastes; or treats its waste prior to performing any such use, reuse, recycling, or reclamation; 371.1(f)(6)(iii)(f), 371.1(b)(7)(iii)(f). NA
- (g) _____ a facility authorized by the Department to receive such wastes, pursuant to Subpart 373-4 of this Title; 371.1(f)(6)(iii)(g), 371.1(f)(7)(iii)(g). NA
- (h) _____ for universal waste managed under Subpart 374-3, a universal waste handler or destination facility subject to the requirements of Subpart 374-3; 371.1(h). NA
6. ensured delivery of this waste to an off-site TSD, by: 371.1(f)(6)(iv), 371.1(f)(7)(iv).
- (a) _____ transporting the waste himself, or - 371.1(f)(6)(iv)(a), 371.1(f)(7)(iv)(a). NA
- (b) _____ using a transporter authorized under Part 364 to transport the particular waste(s) offered for shipment to the designated facility - 371.1(f)(6)(iv)(b), 371.1(f)(7)(iv)(b). X

*** NOTE: The requirements for handling acute hazardous waste are found in 371.1(f)(6).**

**** NOTE: The requirements for handling non-acute hazardous waste are found in 371.1(f)(7).**

Appendix C

April 2016 Field Forms

GROUNDWATER SAMPLING LOG

Date (mo/day/yr) <u>4/4/2016</u>	Casing Diameter <u>2</u> inches
Field Personnel <u>DZ/ET</u>	Casing Material <u>PVC</u>
Site Name <u>Former Scott Aviation Site - Lancaster, NY</u>	Measuring Point Elevation <u>690.35</u> 1/100 ft
Job # <u>60314190</u>	Height of Riser (above land surface) _____ 1/100 ft
Well ID # <u>MW-2</u>	Land Surface Elevation _____ 1/100 ft
<input type="checkbox"/> Upgradient <input type="checkbox"/> Downgradient	Screened Interval (below land surface) <u>7-17</u> 1/100 ft
Weather Conditions <u>Snow</u>	
Air Temperature <u>25</u> ° F	
Total Depth (TWD) Below Top of Casing = <u>16.4</u> 1/100 ft	
Depth to Groundwater (DGW) Below Top of Casing = <u>5.68</u> 1/100 ft	
Length of Water Column (LWC) = TWD - DGW = _____ 1/100 ft	
1 Casing Volume (OCV) = LWC x <u>0.163</u> = _____ gal	
3 Casing Volumes = _____ gal	
Method of Well Evacuation <u>Peristaltic Pump</u>	
Method of Sample Collection <u>Peristaltic Pump/Poly Tubing</u>	
Total Volume of Water Removed _____ liter	

Container	Analysis (Method)	# Bottles	Preservative	Dup - MS/MSD
VOA 40 mL glass	TCL VOCs (8260B)	3	HCL, 4°C	

	200	150	100	100	100	100		
Flow Rate (ml/min)								
Time (Military)	12:15	12:20	12:25	12:30	12:35	12:40		
Depth to Groundwater Below Top of Casing (ft)	8.15	9.65	9.88	10.05	10.31	10.58		
Drawdown (ft)	-2.47	-1.50	-0.23	-0.17	-0.26	-0.27		
pH (S.U.)	6.77	6.77	6.79	6.82	6.85	6.88		
Sp. Cond. (mS/cm)	1.592	1.527	1.510	1.507	1.500	1.498		
Turbidity (NTUs)	9.32	7.18	7.01	11.6	7.3	6.27		
Dissolved Oxygen (mg/L)	13.5	3.31	7.41	5.27	4.76	4.27		
Water Temperature (°C)	8.49	6.62	6.65	6.91	6.85	6.57		
ORP (mV)	-59.8	-63.2	-64.2	-54.4	-62.6	-64.4		

Physical appearance at start	Color	clear with iron bacteria	Physical appearance at sampling	Color	clear with iron bacteria
	Odor	no		Odor	no
Sheen/Free Product		no	Sheen/Free Product		no

COMMENTS/OBSERVATIONS Start purging well at 12:10hrs. Sample time at 12:405hrs. Note water level during purging measure from outer casing.



GROUNDWATER SAMPLING LOG

Page 1 of 1

Date (mo/day/yr) 4/5/2016
Field Personnel DZ/ET
Site Name Former Scott Aviation Site - Lancaster, NY
Job # 60314190
Well ID # MW-3
 Upgradient Downgradient
Weather Conditions clear
Air Temperature 29 ° F
Total Depth (TWD) Below Top of Casing = 28 1/100 ft
Depth to Groundwater (DGW) Below Top of Casing = 8.05 1/100 ft
Length of Water Column (LWC) = TWD - DGW = 1/100 ft
1 Casing Volume (OCV) = LWC x 0.163 = liter
3 Casing Volumes = liter
Method of Well Evacuation Peristaltic Pump
Method of Sample Collection Peristaltic Pump/Poly Tubing
Total Volume of Water Removed liter

Casing Diameter 2 inches
Casing Material PVC
Measuring Point Elevation 687.05 1/100 ft
Height of Riser (above land surface) 1.15 1/100 ft
Land Surface Elevation 685.9 1/100 ft
Screened Interval (below land surface) 7.5 - 27.5 1/100 ft

Container	Analysis (Method)	# Bottles	Preservative	Dup - MS/MSD
VOA 40 mL glass	TCL VOCs (8260C)	3	HCL, 4°C	

FIELD ANALYSES

Flow Rate (ml/min)	250	250	250	250	250	250		
Time (Military)	13:10	13:15	13:20	13:25	13:30	13:35		
Depth to Groundwater Below Top of Casing (ft)	8.90	10.20	11.70	12.15	12.6	12.79		
Drawdown (ft)	-0.85	-1.30	-1.50	-0.45	-0.45	-0.19		
pH (S.U.)	7.42	7.2	7.19	7.19	7.19	7.19		
Sp. Cond. (mS/cm)	0.978	1.003	0.998	1.001	0.999	0.998		
Turbidity (NTUs)	2.14	1.77	1.28	0.94	0.75	0.65		
Dissolved Oxygen (mg/L)	10.35	1.17	0.57	0.62	0.63	0.65		
Water Temperature (°C)	9.27	9.43	9.51	9.33	9.24	9.31		
ORP (mV)	54.1	48.3	43.8	43.5	43.6	43.4		

Physical appearance at start Color clear with iron bacteria
Odor no

Physical appearance at sampling Color clear with iron bacteria
Odor no

Sheen/Free Product no

Sheen/Free Product no

COMMENTS/OBSERVATIONS Start purging well at 13:05hrs. Sample time at 13:40hrs.



GROUNDWATER SAMPLING LOG

Page 1 of 1

Date (mo/day/yr) 4/6/2016
Field Personnel DZ/ET
Site Name Former Scott Aviation Site - Lancaster, NY
Job # 60314190
Well ID # MW-4
 Upgradient Downgradient
Weather Conditions Overcast
Air Temperature 30 ° F
Total Depth (TWD) Below Top of Casing = 26 1/100 ft
Depth to Groundwater (DGW) Below Top of Casing = 8.93 1/100 ft
Length of Water Column (LWC) = TWD - DGW = 1/100 ft
1 Casing Volume (OCV) = LWC x 0.163 = gal
3 Casing Volumes = gal
Method of Well Evacuation Peristaltic Pump
Method of Sample Collection Peristaltic Pump/Poly Tubing
Total Volume of Water Removed liter

Casing Diameter 2 inches
Casing Material PVC
Measuring Point Elevation 686.5 1/100 ft
Height of Riser (above land surface) -0.39 1/100 ft
Land Surface Elevation 686.89 1/100 ft
Screened Interval (below land surface) 15.5 - 25.5 1/100 ft

Container	Analysis (Method)	# Bottles	Preservative	Dup - MS/MSD
VOA 40 mL glass	TCL VOCs (8260B)	3	HCL, 4°C	

FIELD ANALYSES

Flow Rate (ml/min)	350	350	200	150	150			
Time (Military)	8:55	9:00	9:05	9:10	9:15			
Depth to Groundwater Below Top of Casing (ft)	10.64	13.06	14.08	15.43	15.83			
Drawdown (ft)	-1.71	-2.42	-1.02	-1.35	-0.40			
pH (S.U.)	7.49	7.17	7.18	7.19	7.19			
Sp. Cond. (mS/cm)	2.365	2.352	2.346	2.338	2.327			
Turbidity (NTUs)	8.61	7.75	7.85	8.07	8.44			
Dissolved Oxygen (mg/L)	0.32	0.27	0.22	0.3	0.33			
Water Temperature (°C)	9.92	9.86	9.56	9.29	9.26			
ORP (mV)	-116.1	-124	-114.5	-115.4	-130.6			

Physical appearance at start Color clear with black particles
Odor moderate

Physical appearance at sampling Color clear with black particles
Odor moderate

Sheen/Free Product no

Sheen/Free Product no

COMMENTS/OBSERVATIONS Start purging well at 08:50hrs. Sample time at 09:15hrs.



GROUNDWATER SAMPLING LOG

Page 1 of 1

Date (mo/day/yr) 4/4/2016
Field Personnel DZ/ET
Site Name Former Scott Aviation Site - Lancaster, NY
Job # 60314190
Well ID # MW-6
 Upgradient Downgradient
Weather Conditions snow
Air Temperature 24 ° F
Total Depth (TWD) Below Top of Casing = 25 1/100 ft
Depth to Groundwater (DGW) Below Top of Casing = 6.98 1/100 ft
Length of Water Column (LWC) = TWD - DGW = 1/100 ft
1 Casing Volume (OCV) = LWC x 0.163 = 0.0 liter
3 Casing Volumes = liter
Method of Well Evacuation Peristaltic Pump
Method of Sample Collection Peristaltic Pump/Poly Tubing
Total Volume of Water Removed liter

Casing Diameter 2 inches
Casing Material PVC
Measuring Point Elevation 686.46 1/100 ft
Height of Riser (above land surface) -0.36 1/100 ft
Land Surface Elevation 686.82 1/100 ft
Screened Interval (below land surface) 14.5 - 24.5 1/100 ft

Container	Analysis (Method)	# Bottles	Preservative	Dup - MS/MSD
VOA 40 mL glass	TCL VOCs (8260C)	3	HCL, 4°C	

FIELD ANALYSES

Flow Rate (ml/min)	150	150	150	150	150		
Time (Military)	14:25	14:30	14:35	14:40	14:45		
Depth to Groundwater Below Top of Casing (ft)	9.12	9.45	9.62	9.84	9.94		
Drawdown (ft)	-2.14	-0.33	-0.17	-0.22	-0.10		
pH (S.U.)	7.58	7.57	7.58	7.58	7.58		
Sp. Cond. (mS/cm)	0.978	0.976	0.971	0.967	0.965		
Turbidity (NTUs)	7.11	6.84	4.01	2.99	1.03		
Dissolved Oxygen (mg/L)	0.52	0.89	0.69	0.49	0.32		
Water Temperature (°C)	9.48	9.17	9.16	9.15	9.13		
ORP (mV)	49.6	41.3	37.1	34.8	31.9		

Physical appearance at start clear with a little iron bacteria
no

Physical appearance at sampling
Color clear
Odor no

Sheen/Free Product no

Sheen/Free Product no

COMMENTS/OBSERVATIONS Start purging well at 14:20hrs. Sample time at 14:50hrs.

GROUNDWATER SAMPLING LOG

Date (mo/day/yr) <u>4/5/2016</u>		Casing Diameter <u>2</u> inches	
Field Personnel <u>DZ/ET</u>		Casing Material <u>PVC</u>	
Site Name <u>Former Scott Aviation Site - Lancaster, NY</u>		Measuring Point Elevation <u>689.57</u> 1/100 ft	
Job # <u>60314190</u>		Height of Riser (above land surface) <u>1.57</u> 1/100 ft	
Well ID # <u>MW-9</u>		Land Surface Elevation <u>688.0</u> 1/100 ft	
<input type="checkbox"/> Upgradient	<input type="checkbox"/> Downgradient	Screened Interval (below land surface) <u>3.5 - 23.5</u> 1/100 ft	
Weather Conditions <u>Overcast</u>			
Air Temperature <u>28</u>			
Total Depth (TWD) Below Top of Casing = <u>23.5</u> 1/100 ft			
Depth to Groundwater (DGW) Below Top of Casing = <u>11.6</u> 1/100 ft			
Length of Water Column (LWC) = TWD - DGW = <u> </u> 1/100 ft			
1 Casing Volume (OCV) = LWC x <u>0.163</u> = <u> </u> gal			
3 Casing Volumes = <u> </u> gal			
Method of Well Evacuation <u>Peristaltic Pump</u>			
Method of Sample Collection <u>Peristaltic Pump/Poly Tubing</u>			
Total Volume of Water Removed <u> </u> liter			

Container	Analysis (Method)	# Bottles	Preservative	Dup - MS/MSD
VOA 40 mL glass	TCL VOCs (8260B)	3	HCL, 4°C	

FIELD ANALYSES							
Flow Rate (ml/min)	150	150	150	150			
Time (Military)	11:25	11:30	11:35	11:40			
Depth to Groundwater Below Top of Casing (ft)	13.25	13.75	14.40	14.45			
Drawdown (ft)	-1.65	-0.50	-0.65	-0.05			
pH (S.U.)	7.2	7.15	7.17	7.21			
Sp. Cond. (mS/cm)	1.17	1.128	1.127	1.098			
Turbidity (NTUs)	2.1	1.1	1.2	1			
Dissolved Oxygen (mg/L)	5.46	4.76	3.07	8.44			
Water Temperature (°C)	7.95	7.98	8.11	6.91			
ORP (mV)	32.0	40.4	47.4	68.7			
Physical appearance at start	Color	<u>clear</u>	Physical appearance at sampling	Color	<u>clear</u>		
	Odor	<u>no</u>		Odor	<u>no</u>		
Sheen/Free Product	<u>no</u>		Sheen/Free Product	<u>no</u>			

COMMENTS/OBSERVATIONS	<u>Start purging well at 11:20hrs. Sample time at 10:455hrs.</u>



GROUNDWATER SAMPLING LOG

Page 1 of 1

Date (mo/day/yr) 4/4/2016
Field Personnel DZ/ET
Site Name Former Scott Aviation Site - Lancaster, NY
Job # 60314190
Well ID # MW-10
☐ Upgradient ☐ Downgradient
Weather Conditions Snow
Air Temperature 25 ° F
Total Depth (TWD) Below Top of Casing = 24 1/100 ft
Depth to Groundwater (DGW) Below Top of Casing = 6.67 1/100 ft
Length of Water Column (LWC) = TWD - DGW = 17.33 1/100 ft
1 Casing Volume (OCV) = LWC x 0.163 = 2.80 liter
3 Casing Volumes = 8.40 liter
Method of Well Evacuation Peristaltic Pump
Method of Sample Collection Peristaltic Pump/Poly Tubing
Total Volume of Water Removed 8.40 liter

Casing Diameter 2 inches
Casing Material PVC
Measuring Point Elevation 687.7 1/100 ft
Height of Riser (above land surface) -0.08 1/100 ft
Land Surface Elevation 687.78 1/100 ft
Screened Interval (below land surface) 3.5 - 23.5 1/100 ft

Container	Analysis (Method)	# Bottles	Preservative	Dup - MS/MSD
VOA 40 mL glass	TCL VOCs (8260C)	3	HCL, 4°C	

FIELD ANALYSES

Flow Rate (ml/min)	200	200	200	200	200	200	
Time (Military)	13:45	13:50	13:55	14:00	14:05	14:10	
Depth to Groundwater Below Top of Casing (ft)	7.80	8.52	9.15	9.4	9.68	9.75	
Drawdown (ft)	-1.13	-0.72	-0.63	-0.25	-0.28	-0.07	
pH (S.U.)	7.11	7.07	7.01	6.99	6.98	6.97	
Sp. Cond. (mS/cm)	1.611	1.599	1.595	1.589	1.581	1.572	
Turbidity (NTUs)	39.9	39.4	22.0	22.3	21.5	20.1	
Dissolved Oxygen (mg/L)	2.47	1.51	0.78	0.7	0.62	0.51	
Water Temperature (°C)	8.14	8.27	8.34	8.35	8.34	8.35	
ORP (mV)	30.7	35.2	46	47.5	49.1	51.8	

Physical appearance at start Color clear
Odor no

Physical appearance at sampling Color clear
Odor no

Sheen/Free Product no

Sheen/Free Product no

COMMENTS/OBSERVATIONS Start purging well at 13:40hrs. Sample time at 14:15hrs.



GROUNDWATER SAMPLING LOG

Page 1 of 1

Date (mo/day/yr) 4/5/2016
Field Personnel E. Laity
Site Name Former Scott Aviation Site - Lancaster, NY
Job # 60314190
Well ID # MW-13S
 Upgradient Downgradient
Weather Conditions Overcast
Air Temperature 40 ° F
Total Depth (TWD) Below Top of Casing = 16.5 1/100 ft
Depth to Groundwater (DGW) Below Top of Casing = 4.95 1/100 ft
Length of Water Column (LWC) = TWD - DGW = 1/100 ft
1 Casing Volume (OCV) = LWC x 0.163 = gal
3 Casing Volumes = gal
Method of Well Evacuation Peristaltic Pump
Method of Sample Collection Peristaltic Pump/Poly Tubing
Total Volume of Water Removed 2 liter

Casing Diameter 1 inches
Casing Material PVC
Measuring Point Elevation 685.74 1/100 ft
Height of Riser (above land surface) -0.50 1/100 ft
Land Surface Elevation 686.24 1/100 ft
Screened Interval (below land surface) 8.5-16.5 1/100 ft

Container	Analysis (Method)	# Bottles	Preservative	Dup - MS/MSD
VOA 40 mL glass	TCL VOCs (8260B)	3	HCL, 4°C	

FIELD ANALYSES

Flow Rate (ml/min)	200	200	200	200	200		
Time (Military)	13:45	13:50	13:55	14:00	14:05		
Depth to Groundwater Below Top of Casing (ft)	6.12	8.15	9.13	9.72	9.99		
Drawdown (ft)	-1.17	-2.03	-0.98	-0.59	-0.27		
pH (S.U.)	7.30	7.42	7.55	7.59	7.68		
Sp. Cond. (mS/cm)	1.466	1.478	1.528	1.532	1.529		
Turbidity (NTUs)	250	149	120	71	50		
Dissolved Oxygen (mg/L)	9.95	2.25	0.28	0.55	0.62		
Water Temperature (°C)	8.47	8.60	8.75	8.76	8.87		
ORP (mV)	-142.5	-176.8	-201.3	-210.8	-213.7		

Physical appearance at start Color sl tint with little iron bacteriaOdor noSheen/Free Product no

Physical appearance at sampling

Color clearOdor noSheen/Free Product noCOMMENTS/OBSERVATIONS Start purging well at 13:40hrs. Sample time at 14:05hrs.

GROUNDWATER SAMPLING LOG

Date (mo/day/yr)	4/6/2016	
Field Personnel	DZ/ET	
Site Name	Former Scott Aviation Site - Lancaster, NY	
Job #	60314190	
Well ID #	MW-13D	
	Upgradient	Downgradient
Weather Conditions	cloudy	
Air Temperature	34	° F
Total Depth (TWD) Below Top of Casing =	23.5	1/100 ft
Depth to Groundwater (DGW) Below Top of Casing =	8.25	1/100 ft
Length of Water Column (LWC) = TWD - DGW =		1/100 ft
1 Casing Volume (OCV) = LWC x	0.163	= gal
3 Casing Volumes =		gal
Method of Well Evacuation	Peristaltic Pump	
Method of Sample Collection	Peristaltic Pump/Poly Tubing	
Total Volume of Water Removed		liter

Casing Diameter	1	inches
Casing Material	PVC	
Measuring Point Elevation	685.88	1/100 ft
Height of Riser (above land surface)	-0.36	1/100 ft
Land Surface Elevation	686.24	1/100 ft
Screened Interval (below land surface)	19.5-23.5	1/100 ft

Container	Analysis (Method)	# Bottles	Preservative	Dup - MS/MSD
VOA 40 mL glass	TCL VOCs (8260B)	3	HCL, 4°C	

FIELD ANALYSES							
Flow Rate (ml/min)	200	100	100	100			
Time (Military)	7:45	7:50	7:55	8:00			
Depth to Groundwater Below Top of Casing (ft)	10.56	11.12	13.90	14.70			
Drawdown (ft)	-2.31	-0.56	-2.78	-0.80			
pH (S.U.)	7.6	7.71	7.62	7.61			
Sp. Cond. (mS/cm)	2.634	2.643	2.569	2.61			
Turbidity (NTUs)	1.64	1.22	0.87	0.55			
Dissolved Oxygen (mg/L)	4.63	4.22	2.75	2.07			
Water Temperature (°C)	10.49	10.4	9.61	9.73			
ORP (mV)	65.4	116.4	423.3	-			

Physical appearance at start	Color	clear	Physical appearance at sampling	Color	clear
	Odor	no		Odor	no
Sheen/Free Product		no	Sheen/Free Product		no

COMMENTS/OBSERVATIONS	Start purging well at 08:05hrs. Sample time at 07:40hrs.

GROUNDWATER SAMPLING LOG

Date (mo/day/yr)4/5/2016

Field PersonnelDZ/ET

Site NameFormer Scott Aviation Site - Lancaster, NY

Job #60314190

Well ID #MW-14S

Upgradient

Downgradient

Weather Conditionsclear

Air Temperature24 ° F

Total Depth (TWD) Below Top of Casing = 16.5 1/100 ft

Depth to Groundwater (DGW) Below Top of Casing = 8.8 1/100 ft

Length of Water Column (LWC) = TWD - DGW = 1/100 ft

1 Casing Volume (OCV) = LWC x 0.163 = gal

3 Casing Volumes = gal

Method of Well EvacuationPeristaltic Pump

Method of Sample CollectionPeristaltic Pump/Poly Tubing

Total Volume of Water Removed liter

Casing Diameter1 inches

Casing MaterialPVC

Measuring Point Elevation685.65 1/100 ft

Height of Riser (above land surface) 1/100 ft

Land Surface Elevation686.93 1/100 ft

Screened Interval (below land surface)8.5-16.5 1/100 ft

Container	Analysis (Method)	# Bottles	Preservative	Dup - MS/MSD
VOA 40 mL glass	TCL VOCs (8260B)	3	HCL, 4°C	

FIELD ANALYSES

Flow Rate (ml/min)	150	150	150	150	150			
Time (Military)	10:20	10:25	10:30	10:35	10:40			
Depth to Groundwater Below Top of Casing (ft)	7.02	7.3	7.75	8.14	8.34			
Drawdown (ft)	1.78	-0.28	-0.45	-0.39	-0.2			
pH (S.U.)	7.28	7.1	7.17	7.22	7.21			
Sp. Cond. (S/cm)	1.062	1.088	1.095	1.088	1.099			
Turbidity (NTUs)	38.2	39.7	15.1	12.4	10.2			
Dissolved Oxygen (g/L)	15.58	5.09	7.03	7.2	4.62			
Water Temperature (°C)	6.89	6.64	6.4	7.08	7.6			
ORP (mV)	-24.9	8	2.7	-1.6	-1.8			

Physical appearance at start

Colorclear with iron bacteria

Odor

Sheen/Free Product

no

Physical appearance at sampling

Colorclear

Odor

Sheen/Free Product

no

COMMENTS/OBSERVATIONS

Start purging well at 10:15hrs. Sample time at 10:45hrs.

GROUNDWATER SAMPLING LOG

Date (mo/day/yr)	<u>4/5/2016</u>		Casing Diameter	<u>1</u>		inches
Field Personnel	<u>DZ/ET</u>		Casing Material	<u>PVC</u>		
Site Name	<u>Former Scott Aviation Site - Lancaster, NY</u>		Measuring Point Elevation	<u>685.84</u>		1/100 ft
Job #	<u>60197162</u>		Height of Riser (above land surface)			1/100 ft
Well ID #	<u>MW-14D</u>		Land Surface Elevation			1/100 ft
	<input type="checkbox"/> Upgradient	<input type="checkbox"/> Downgradient	Screened Interval (below land surface)	<u>18.5-23.5</u>		1/100 ft
Weather Conditions	<u>clear</u>					
Air Temperature	<u>25</u>	° F				
Total Depth (TWD) Below Top of Casing =	<u>23.5</u>	1/100 ft				
Depth to Groundwater (DGW) Below Top of Casing =	<u>13.49</u>	1/100 ft				
Length of Water Column (LWC) = TWD - DGW =		1/100 ft				
1 Casing Volume (OCV) = LWC x	<u>0.163</u>	=				
3 Casing Volumes =						
Method of Well Evacuation	<u>Peristaltic Pump</u>					
Method of Sample Collection	<u>Peristaltic Pump/Poly Tubing</u>					
Total Volume of Water Removed	<u>3</u>	liter				

Container	Analysis (Method)	# Bottles	Preservative	Dup - MS/MSD
VOA 40 mL glass	TCL VOCs (8260B)	3	HCL, 4°C	

FIELD ANALYSES

Flow Rate (ml/min)	<u>150</u>	<u>150</u>	<u>150</u>	<u>150</u>	<u>150</u>			
Time (Military)	<u>10:50</u>	<u>10:55</u>	<u>11:00</u>	<u>11:05</u>	<u>11:10</u>			
Depth to Groundwater Below Top of Casing (ft)	<u>13.49</u>	<u>13.81</u>	<u>14.43</u>	<u>14.81</u>	<u>15.20</u>			
Drawdown (ft)	<u>0.00</u>	<u>-0.32</u>	<u>-0.62</u>	<u>-0.38</u>	<u>-0.39</u>			
pH (S.U.)	<u>7.12</u>	<u>7.14</u>	<u>7.14</u>	<u>7.14</u>	<u>7.14</u>			
Sp. Cond. (mS/cm)	<u>1.209</u>	<u>1.212</u>	<u>1.201</u>	<u>1.998</u>	<u>1.193</u>			
Turbidity (NTUs)	<u>8.9</u>	<u>3.1</u>	<u>2.8</u>	<u>1.7</u>	<u>1.5</u>			
Dissolved Oxygen (mg/L)	<u>1.17</u>	<u>0.89</u>	<u>0.82</u>	<u>0.71</u>	<u>0.63</u>			
Water Temperature (°C)	<u>9.53</u>	<u>9.70</u>	<u>9.98</u>	<u>10.01</u>	<u>10.15</u>			
ORP (mV)	<u>-56.0</u>	<u>-73.4</u>	<u>-74.9</u>	<u>-76.1</u>	<u>-77.3</u>			

Physical appearance at start	Color	<u>clear</u>	Physical appearance at sampling	Color	<u>clear</u>
	Odor	<u>no</u>		Odor	<u>no</u>
Sheen/Free Product	<u>no</u>		Sheen/Free Product	<u>no</u>	

COMMENTS/OBSERVATIONS Start purging well at 10:45hrs. Sample time at 11:10hrs.



GROUNDWATER SAMPLING LOG

Page 1 of 2

Date (mo/day/yr) 4/6/2016
Field Personnel DZ/ET
Site Name Former Scott Aviation Site - Lancaster, NY
Job # 60314190
Well ID # MW-15S
 Upgradient Downgradient
Weather Conditions Coludy
Air Temperature 36 ° F
Total Depth (TWD) Below Top of Casing = 18 1/100 ft
Depth to Groundwater (DGW) Below Top of Casing = 0.30 1/100 ft
Length of Water Column (LWC) = TWD - DGW = 1/100 ft
1 Casing Volume (OCV) = LWC x 0.163 = gal
3 Casing Volumes = gal
Method of Well Evacuation Peristaltic Pump
Method of Sample Collection Peristaltic Pump/Poly Tubing
Total Volume of Water Removed 8 liter

Casing Diameter 1 inches
Casing Material PVC
Measuring Point Elevation 687.52 1/100 ft
Height of Riser (above land surface) -0.33 1/100 ft
Land Surface Elevation 687.85 1/100 ft
Screened Interval (below land surface) 12-18 1/100 ft

Container	Analysis (Method)	# Bottles	Preservative	Dup - MS/MSD
VOA 40 mL glass	TCL VOCs (8260B)	3	4°C	

FIELD ANALYSES

Flow Rate (ml/min)

Time (Military)

Depth to Groundwater
Below Top of Casing (ft)

Drawdown (ft)

pH (S.U.)

Sp. Cond. (mS/cm)

Turbidity (NTUs)

Dissolved Oxygen (mg/L)

Water Temperature (°C)

ORP (mV)

-	-	-	-	-			
15:00	15:15	15:29	15:40	15:50			
-	-	-	-	-			
-	-	-	-	-			
9.18	6.76	7.02	6.68	6.68			
1.457	3.031	1.295	5.127	1.99			
30.6	15.1	21.6	38.6	>500			
2.02	7.14	5.64	5.16	4.39			
9.47	10.56	9.31	10.04	8.67			
-200.1	-114.2	-92.0	-117.8	125.3			

Physical appearance at start Color clear with black flecksOdor yesSheen/Free Product noPhysical appearance at sampling Color clear with black flecksOdor yesSheen/Free Product no

COMMENTS/OBSERVATIONS

Start purging well at 14:55hrs. Well flushmountflooded.

Appendix D

Current and Historical Summary of Groundwater Elevations

MONITORING WELL MW-2
SUMMARY OF GROUNDWATER ELEVATIONS
Former Scott Aviation Site
Lancaster, New York

Date	Depth to Water from TOC (ft)	Groundwater Elevation (ft MSL)
11/7/2003	7.29	683.06
4/8/2004	NM	NA
10/12/2004	NM	NA
1/6/2005	5.92	684.43
4/14/2005	6.50	683.85
7/20/2005	7.77	682.58
10/4/2005	6.08	684.27
1/5/2006	9.56	680.79
4/11/2006	6.65	683.70
7/10/2006	7.79	682.56
10/18/2006	6.11	684.24
1/9/2007	6.27	684.08
2/28/2007	5.20	685.15
4/16/2007	5.99	684.36
7/2/2007	7.22	683.13
10/15/2007	8.15	682.20
1/8/2008	5.73	684.62
4/2/2008	5.95	684.40
7/1/2008	4.90	685.45
9/30/2008	7.40	682.95
1/19/2009	6.75	683.60
4/14/2009	6.15	684.20
7/21/2009	6.25	684.10
10/14/2009	5.85	684.50
1/18/2010	7.00	683.35
4/8/2010	5.45	684.90
7/12/2010	6.10	684.25
10/11/2010	7.00	683.35
1/11/2011	6.80	683.55
4/4/2011	5.70	684.65
7/25/2011	4.75	685.60
10/3/2011	4.13	686.22
1/12/2012	6.40	683.95
4/2/2012	6.00	684.35
7/5/2012	6.47	683.88
10/11/2012	7.17	683.18
1/21/2013	6.72	683.63
4/1/2013	6.10	684.25
7/1/2013	6.84	683.51
10/9/2013	6.70	683.65
1/21/2014	6.00	684.35
4/7/2014	4.95	685.40
7/16/2014	6.72	683.63
10/14/2014	6.79	683.56
1/20/2015	7.12	683.23
4/6/2015	5.74	684.61
7/22/2015	6.19	684.16
10/19/2015	5.79	684.56
1/5/2016	6.41	683.94
4/4/2016	5.68	681.42

NOTES:

ft MSL - feet mean sea level

NA - Not Available

NM - Not Measured

TOC - top of PVC casing

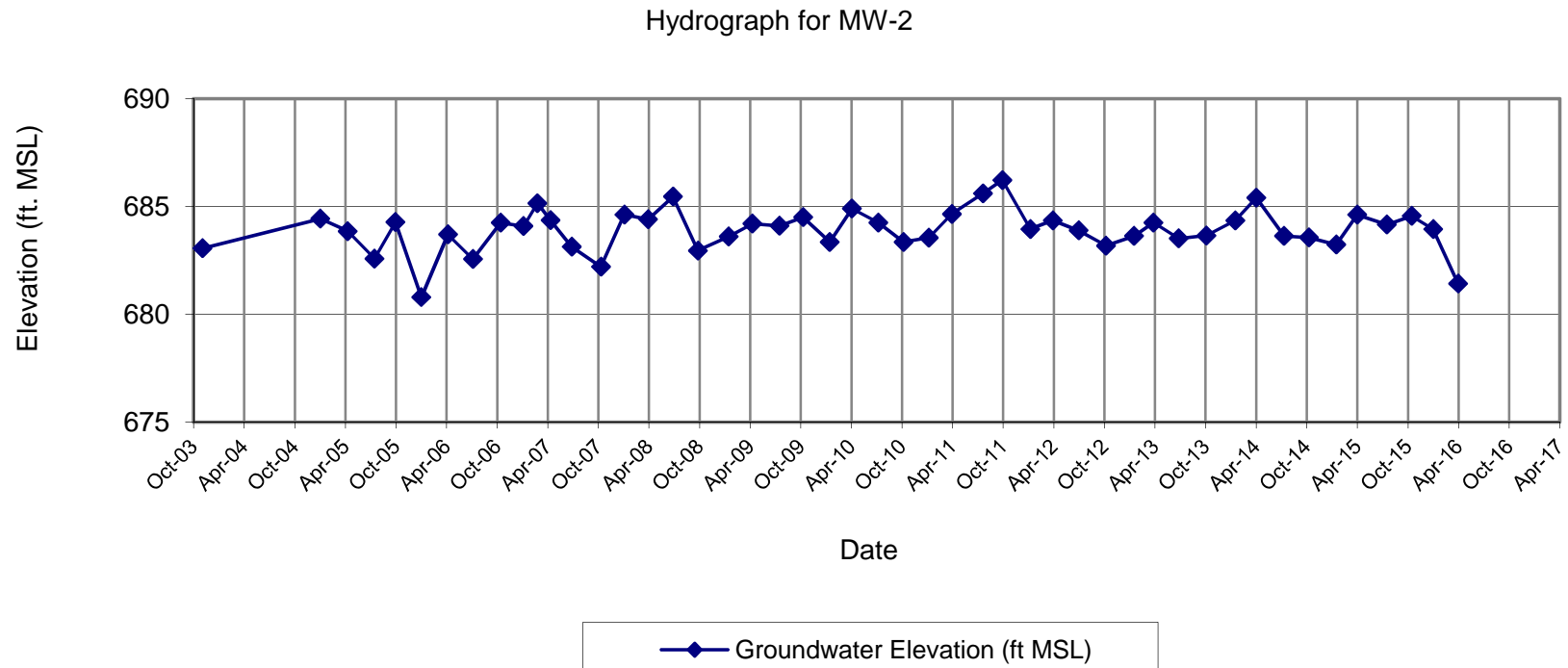
TOC Elevation - 690.35

DPE and GWCT down on 2/28/07

DPE down on 1/8/08 and 10/9/13

TOC Elevation as of 6/13/08 - 687.1

MONITORING WELL MW-2
SUMMARY OF GROUNDWATER ELEVATIONS
Former Scott Aviation Site
Lancaster, New York



MONITORING WELL MW-3
SUMMARY OF GROUNDWATER ELEVATIONS
Former Scott Aviation Site
Lancaster, New York

Date	Depth to Water from TOC (ft)	Groundwater Elevation (ft MSL)
11/7/2003	12.76	674.96
4/8/2004	NM	NA
10/12/2004	NM	NA
1/6/2005	11.65	676.07
4/14/2005	12.64	675.08
7/20/2005	12.73	674.99
10/4/2005	7.38	680.34
1/5/2006	11.31	676.41
4/11/2006	11.84	675.88
7/10/2006	12.31	675.41
10/18/2006	10.82	676.9
1/9/2007	10.99	676.73
2/28/2007	3.99	683.73
4/16/2007	11.87	675.85
7/2/2007	13.35	674.37
10/17/2007	13.1	674.62
1/8/2008	7.61	680.11
4/2/2008	11.71	676.01
7/1/2008	10.75	676.27
9/30/2008	11.95	675.07
1/19/2009	10.94	676.08
4/14/2009	10.94	676.08
7/21/2009	11.51	675.51
10/14/2009	10.75	676.27
1/18/2010	12.38	674.64
4/8/2010	11.02	676.00
7/12/2010	9.18	677.84
10/11/2010	10.9	676.12
1/12/2011	11.3	675.72
4/4/2011	10.7	676.32
7/25/2011	4.38	682.64
10/3/2011	3.14	683.88
1/12/2012	10.65	676.37
4/2/2012	9.81	677.21
7/5/2012	8.56	678.46
10/11/2012	9.77	677.25
1/21/2013	11.15	675.87
4/1/2013	8.56	678.46
7/1/2013	11.85	675.17
10/9/2013	10.43	676.59
1/21/2014	10.45	676.57
4/7/2014	11.77	675.25
7/16/2014	10.29	676.73
10/14/2014	9.65	677.37
1/20/2015	10.15	676.87
4/6/2015	8.94	678.08
7/22/2015	7.98	679.04
10/19/2015	5.15	681.87
1/5/2016	9.01	678.01
4/4/2016	8.00	679.05

NOTES:

ft MSL - feet mean sea level

NA - Not Available

NM - Not Measured

TOC - top of PVC casing

TOC Elevation - 687.72

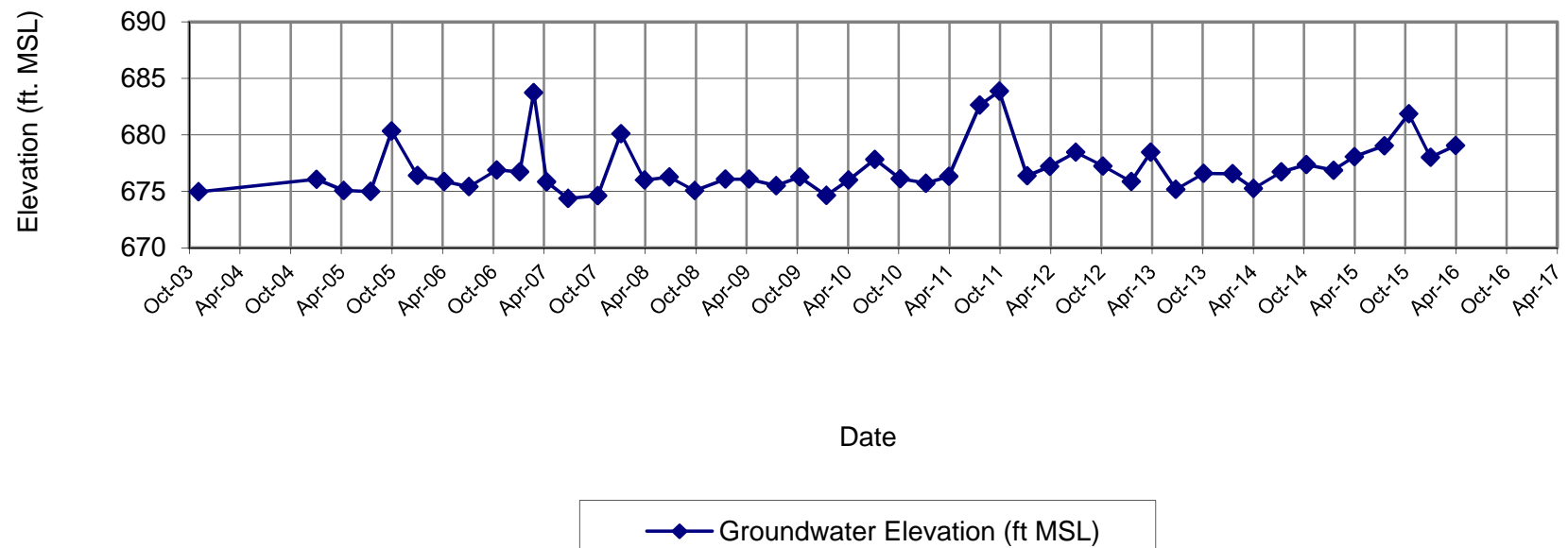
DPE and GWCT down on 2/28/07

DPE down on 1/8/08 and 10/9/13

TOC Elevation as of 6/13/08 - 687.02

MONITORING WELL MW-3
SUMMARY OF GROUNDWATER ELEVATIONS
Former Scott Aviation Site
Lancaster, New York

Hydrograph for MW-3



MONITORING WELL MW-4
SUMMARY OF GROUNDWATER ELEVATIONS
Former Scott Aviation Site
Lancaster, New York

Date	Depth to Water from TOC (ft)	Groundwater Elevation (ft MSL)
11/7/2003	8.54	678.10
4/8/2004	NM	NA
10/12/2004	11.40	675.24
1/6/2005	9.20	677.44
4/14/2005	NM	NA
7/20/2005	NM	NA
10/4/2005	15.24	671.40
1/5/2006	15.71	670.93
4/11/2006	18.56	668.08
7/10/2006	15.02	671.62
10/18/2006	15.21	671.43
1/9/2007	14.00	672.64
2/28/2007	2.54	684.10
4/16/2007	12.45	674.19
7/2/2007	14.89	671.75
10/17/2007	12.91	673.73
1/8/2008	5.59	681.05
4/2/2008	9.31	677.33
7/1/2008	13.91	672.51
9/30/2008	13.55	672.87
1/19/2009	10.78	675.64
4/14/2009	8.90	677.52
7/21/2009	12.35	674.07
10/14/2009	10.40	676.02
1/18/2010	8.90	677.52
4/8/2010	10.90	675.52
7/12/2010	14.00	672.42
10/11/2010	16.69	669.73
1/12/2011	16.35	670.07
4/4/2011	17.67	668.75
7/25/2011	2.32	684.10
10/3/2011	2.98	683.44
1/12/2012	13.26	673.16
4/2/2012	13.10	673.32
7/6/2012	9.66	676.76
10/11/2012	18.60	667.82
1/21/2013	17.04	669.38
4/1/2013	18.65	667.77
7/1/2013	19.10	667.32
10/9/2013	10.10	676.32
1/21/2014	NM*	NA
4/7/2014	18.85	667.57
7/16/2014	10.74	675.68
10/14/2014	8.52	677.90
1/20/2015	10.95	675.47
4/6/2015	9.05	677.37
7/22/2015	7.55	678.87
10/19/2015	4.59	681.83
1/5/2016	9.92	676.50
4/4/2016	8.20	678.30

NOTES:

ft MSL - feet mean sea level

NA - Not Available

NM - Not Measured

TOC - top of PVC casing

TOC Elevation - 686.64

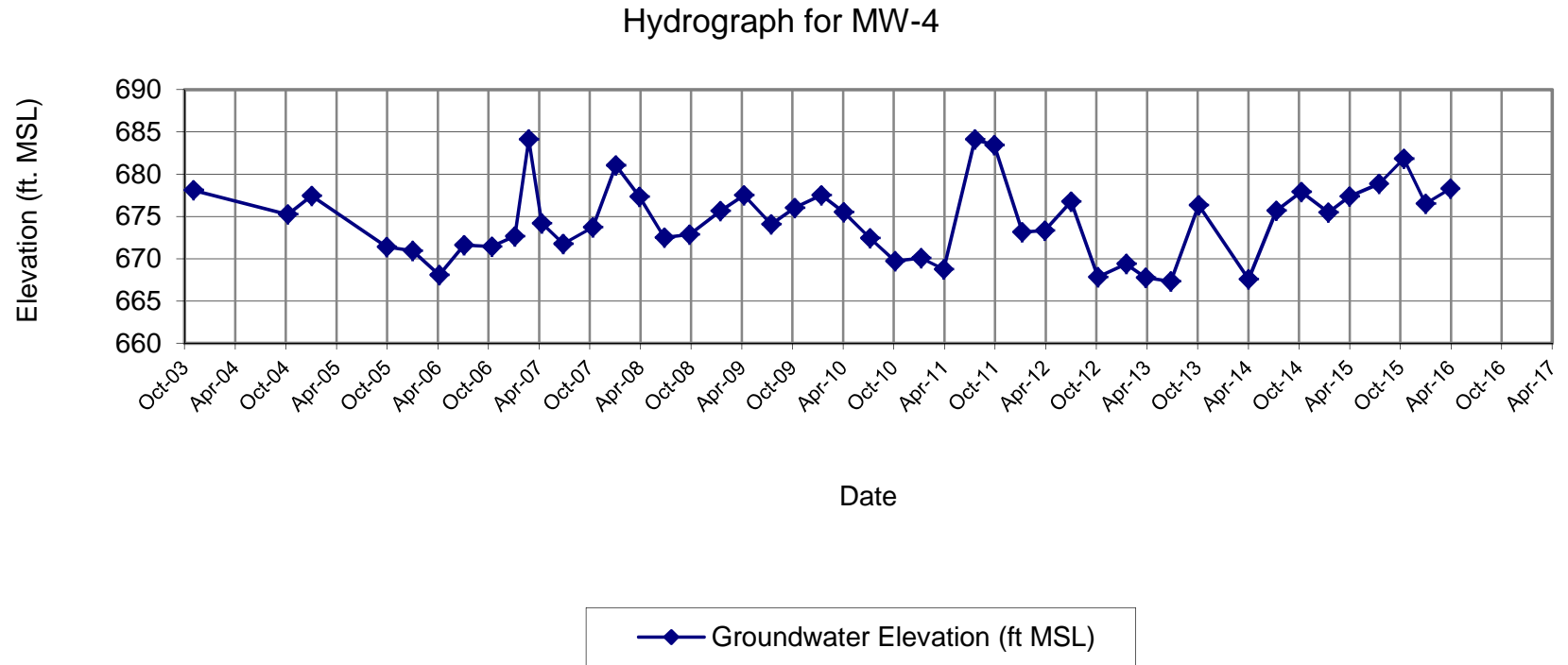
DPE and GWCT down on 2/28/07

DPE down on 1/8/08 and 10/9/13

TOC Elevation as of 6/13/08 - 686.42

NM* - Well could not be accessed due to snow cover

MONITORING WELL MW-4
SUMMARY OF GROUNDWATER ELEVATIONS
Former Scott Aviation Site
Lancaster, New York



MONITORING WELL MW-6
SUMMARY OF GROUNDWATER ELEVATIONS
Former Scott Aviation Site
Lancaster, New York

Date	Depth to Water from TOC (ft)	Groundwater Elevation (ft MSL)
11/7/2003	11.06	675.62
4/8/2004	NM	NA
10/12/2004	9.95	676.73
1/6/2005	13.00	673.68
4/14/2005	11.57	675.11
7/20/2005	12.88	673.80
10/4/2005	8.55	678.13
1/5/2006	12.11	674.57
4/11/2006	11.91	674.77
7/10/2006	12.5	674.18
10/18/2006	11.02	675.66
1/9/2007	11.1	675.58
2/28/2007	4.35	682.33
4/16/2007	11.81	674.87
7/2/2007	12.85	673.83
10/17/2007	13.09	673.59
1/8/2008	7.02	679.66
4/2/2008	11.00	675.68
7/1/2008	10.98	675.55
9/30/2008	11.39	675.14
1/19/2009	9.68	676.85
4/14/2009	10.02	676.51
7/21/2009	11.50	675.03
10/14/2009	10.35	676.18
1/18/2010	11.20	675.33
4/8/2010	10.05	676.48
7/12/2010	9.25	677.28
10/11/2010	9.91	676.62
1/12/2011	10.56	675.97
4/4/2011	10.27	676.26
7/25/2011	4.17	682.36
10/3/2011	3.45	683.08
1/12/2012	9.86	676.67
4/2/2012	9.39	677.14
7/5/2012	7.64	678.89
10/11/2012	10.80	675.73
1/21/2013	10.12	676.41
4/1/2013	8.41	678.12
7/1/2013	11.18	675.35
10/9/2013	9.32	677.21
1/21/2014	9.95	676.58
4/7/2014	10.75	675.78
7/16/2014	9.61	676.92
10/14/2014	8.60	677.93
1/20/2015	9.20	677.33
4/6/2015	8.08	678.45
7/22/2015	7.28	679.25
10/19/2015	4.82	681.71
1/5/2016	8.41	678.12
4/4/2016	6.98	679.48

NOTES:

ft MSL - feet mean sea level

NA - Not Available

NM - Not Measured

TOC - top of PVC casing

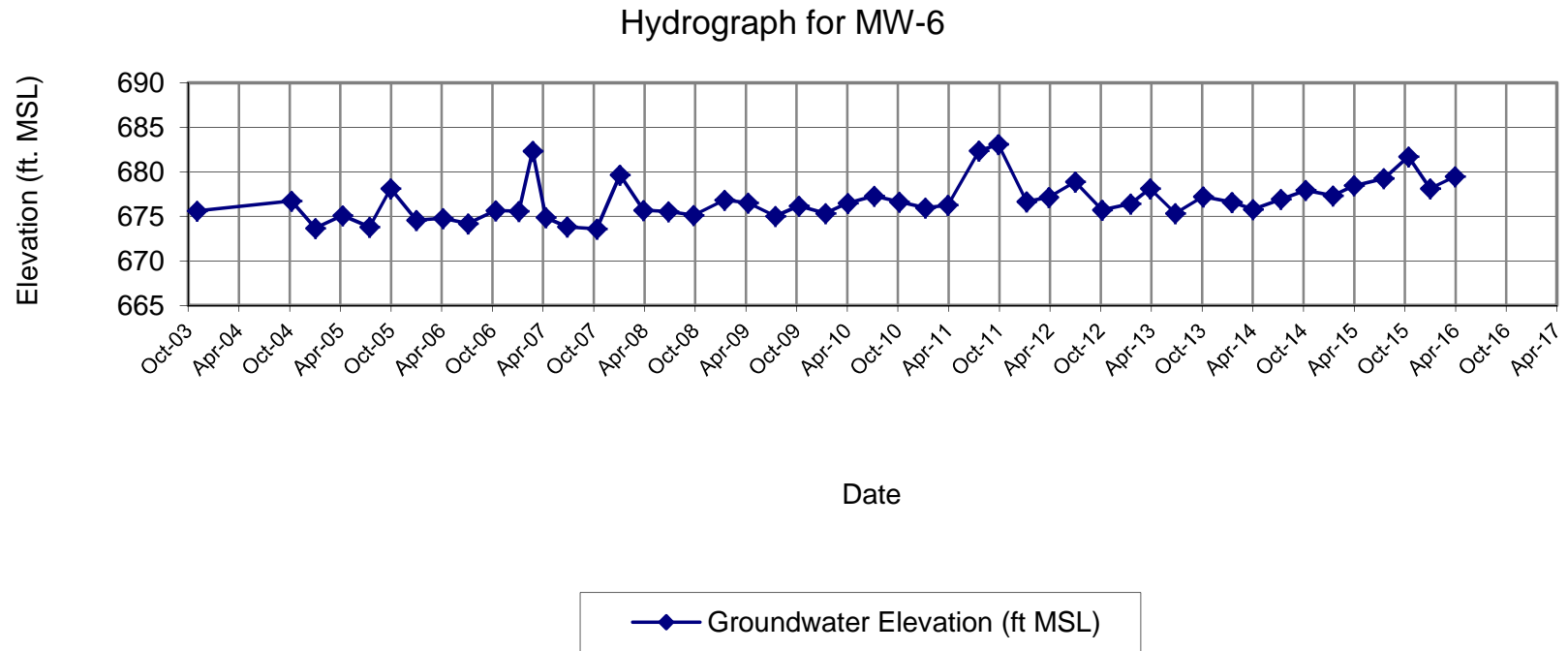
TOC Elevation - 686.68

DPE and GWCT down on 2/28/07

DPE down on 1/8/08 and 10/9/13

TOC Elevation as of 6/13/08 - 686.53

MONITORING WELL MW-6
SUMMARY OF GROUNDWATER ELEVATIONS
Former Scott Aviation Site
Lancaster, New York



MONITORING WELL MW-8R
SUMMARY OF GROUNDWATER ELEVATIONS
Former Scott Aviation Site
Lancaster, New York

Date	Depth to Water from TOC (ft)	Groundwater Elevation (ft MSL)
4/8/2004	NM	NA
10/12/2004	12.75	672.92
1/6/2005	7.45	678.22
4/14/2005	14.45	671.22
7/20/2005	NM	NA
10/4/2005	NM	NA
1/6/2006	15.51	670.16
4/11/2006	15.65	670.02
7/10/2006	14.9	670.77
10/18/2006	15.72	669.95
1/9/2007	15.76	669.91
2/28/2007	10.78	674.89
4/16/2007	15.60	670.07
7/2/2007	16.29	669.38
10/15/2007	18.50	667.17
1/8/2008	4.99	680.68
4/2/2008	13.19	672.48
7/1/2008	12.15	674.06
9/30/2008	15.83	670.38
1/19/2009	11.55	674.66
4/14/2009	11.20	675.01
7/21/2009	13.57	672.64
10/14/2009	12.76	673.45
1/18/2010	11.26	674.95
4/8/2010	14.95	671.26
7/12/2010	13.74	672.47
10/11/2010	12.34	673.87
1/12/2011	13.10	673.11
4/4/2011	14.88	671.33
7/25/2011	3.25	682.96
10/3/2011	4.50	681.71
1/12/2012	12.96	673.25
4/2/2012	11.70	674.51
7/5/2012	10.34	675.87
10/11/2012	13.38	672.83
1/21/2013	14.90	671.31
4/1/2013	10.82	675.39
7/1/2013	12.70	673.51
10/9/2013	9.25	676.96
1/21/2014	NM*	NA
4/7/2014	14.55	671.66
7/16/2014	8.97	677.24
10/14/2014	5.85	680.36
1/20/2015	9.80	676.41
4/6/2015	7.55	678.66
7/22/2015	8.22	677.99
10/19/2015	4.90	681.31
1/5/2016	8.95	677.26
4/4/2016	8.10	678.19

NOTES:

ft MSL - feet mean sea level

NA - Not Available

NM - Not Measured

TOC - top of PVC casing

TOC Elevation - 685.67

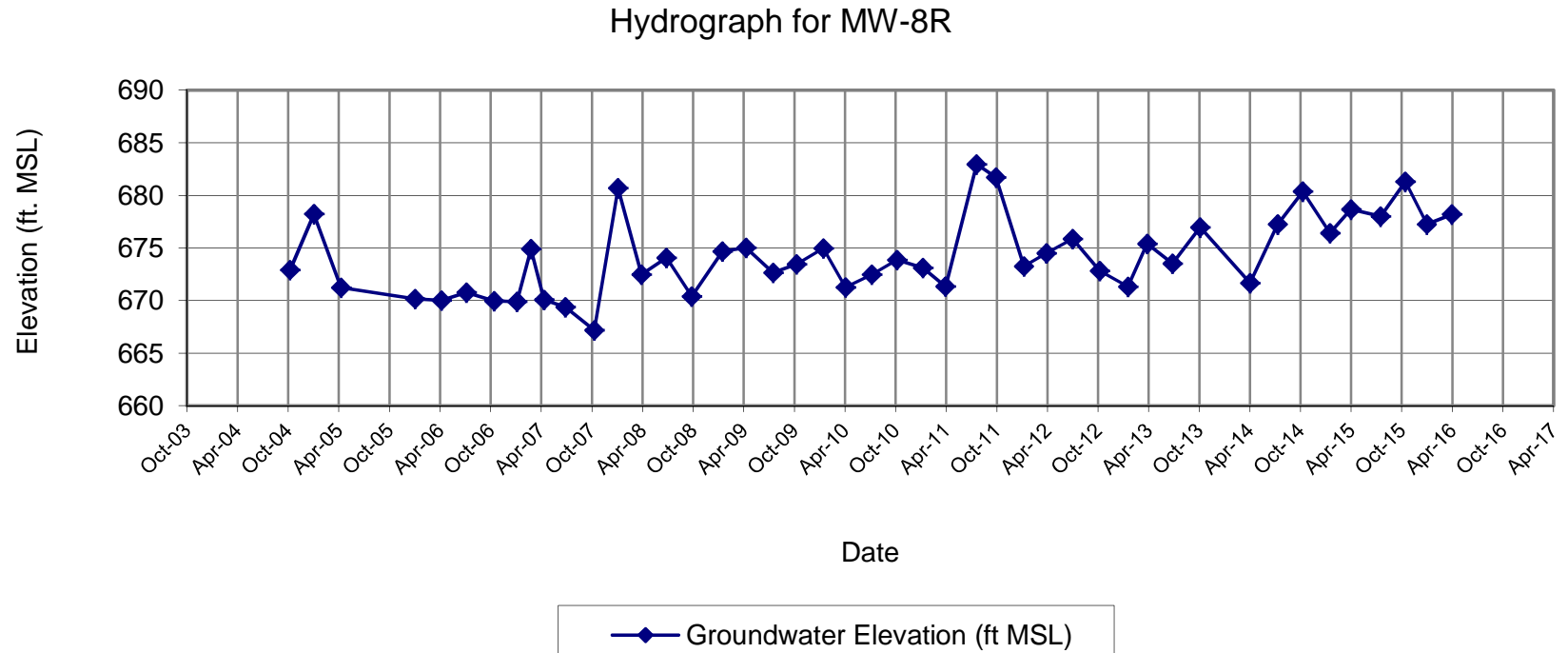
DPE and GWCT down on 2/28/07

DPE down on 1/8/08 and 10/9/13

TOC Elevation as of 6/13/08 - 686.21

NM* - Well could not be accessed due to snow cover

MONITORING WELL MW-8R
SUMMARY OF GROUNDWATER ELEVATIONS
Former Scott Aviation Site
Lancaster, New York



MONITORING WELL MW-9
SUMMARY OF GROUNDWATER ELEVATIONS
Former Scott Aviation Site
Lancaster, New York

Date	Depth to Water from TOC (ft)	Groundwater Elevation (ft MSL)
11/7/2003	13.03	672.4
4/8/2004	NM	NA
10/12/2004	13.68	671.75
1/6/2005	12.89	672.54
4/14/2005	12.74	672.69
7/20/2005	13.88	671.55
10/4/2005	7.22	678.21
1/5/2006	12.79	672.64
4/11/2006	13.50	671.93
7/10/2006	13.24	672.19
10/18/2006	11.00	674.43
1/9/2007	12.24	673.19
2/28/2007	1.66	683.77
4/16/2007	13.15	672.28
7/2/2007	13.00	672.43
10/17/2007	13.95	671.48
1/8/2008	6.70	678.73
4/2/2008	10.61	674.82
7/1/2008	14.25	674.39
9/30/2008	15.67	672.97
1/19/2009	14.48	674.16
4/14/2009	15.48	673.16
7/21/2009	15.20	673.44
10/10/2009	15.06	673.58
1/18/2010	17.00	671.64
4/8/2010	15.40	673.24
7/12/2010	12.42	676.22
10/11/2010	14.21	674.43
1/12/2011	15.29	673.35
4/4/2011	14.55	674.09
7/25/2011	5.75	682.89
10/3/2011	4.58	684.06
1/12/2012	14.75	673.89
4/2/2012	14.52	674.12
7/5/2012	11.48	677.16
10/11/2012	12.66	675.98
1/21/2013	14.44	674.20
4/1/2013	11.87	676.77
7/1/2013	16.54	672.10
10/9/2013	13.68	674.96
1/21/2014	15.38	673.26
4/7/2014	16.30	672.34
7/16/2014	13.71	674.93
10/14/2014	13.09	675.55
1/20/2015	13.92	674.72
4/6/2015	12.41	676.23
7/22/2015	10.72	677.92
10/19/2015	7.06	681.58
1/5/2016	12.09	676.55
4/4/2016	11.38	678.19

NOTES:

ft MSL - feet mean sea level

NA - Not Available

NM - Not Measured

TOC - top of PVC casing

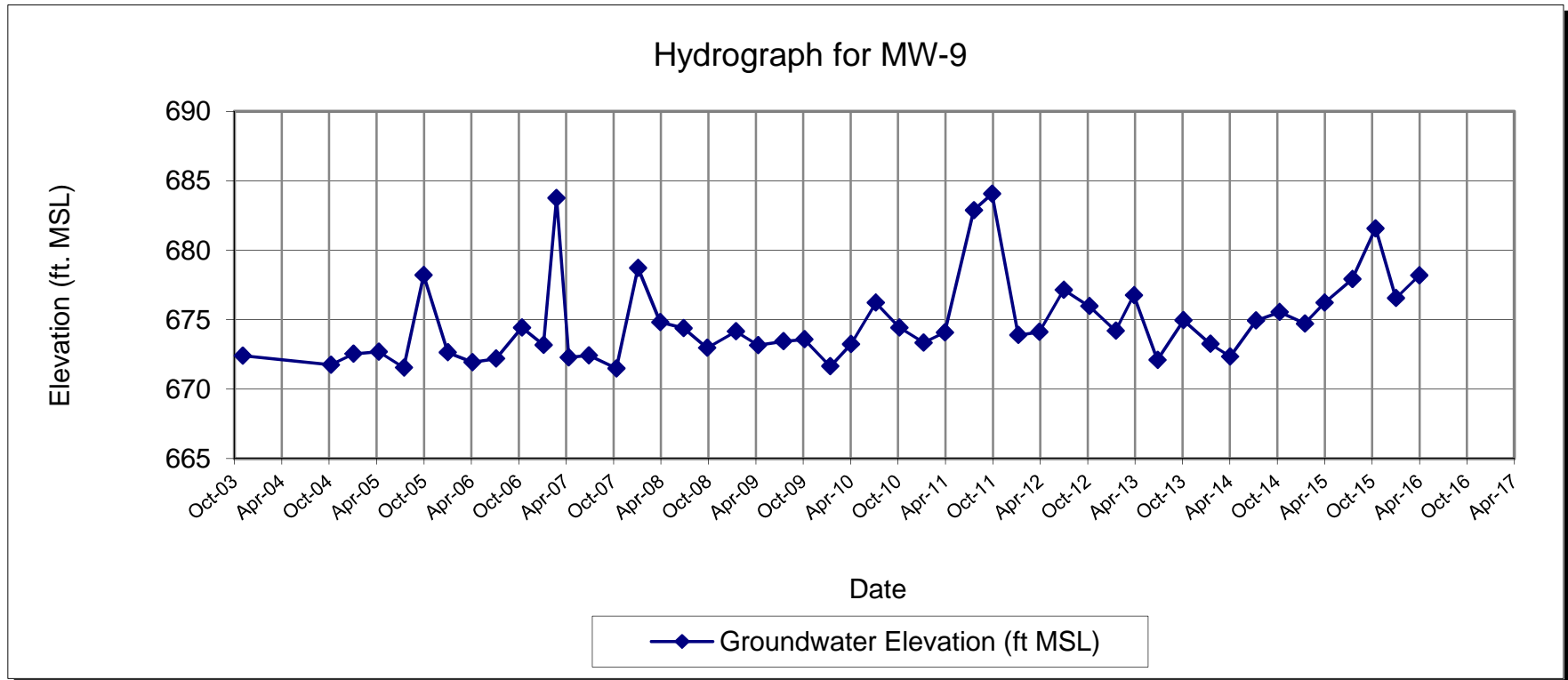
TOC Elevation - 685.43

DPE and GWCT down on 2/28/07

DPE down on 1/8/08 and 10/9/13

TOC Elevation as of 6/13/08 - 688.64

MONITORING WELL MW-9
SUMMARY OF GROUNDWATER ELEVATIONS
Former Scott Aviation Site
Lancaster, New York



MONITORING WELL MW-10
SUMMARY OF GROUNDWATER ELEVATIONS
Former Scott Aviation Site
Lancaster, New York

Date	Depth to Water from TOC (ft)	Groundwater Elevation (ft MSL)
11/7/2003	10.75	676.97
4/8/2004	NM	NA
10/12/2004	NM	NA
1/6/2005	10.28	677.44
4/14/2005	11.50	676.22
7/20/2005	12.43	675.29
10/4/2005	9.58	678.14
1/5/2006	11.28	676.44
4/11/2006	10.91	676.81
7/10/2006	10.90	676.82
10/18/2006	10.13	677.59
1/9/2007	10.21	677.51
2/28/2007	4.30	683.42
4/16/2007	10.93	676.79
7/2/2007	12.21	675.51
10/17/2007	13.15	674.57
1/8/2008	7.03	680.69
4/2/2008	9.91	677.81
7/1/2008	10.04	677.37
9/30/2008	11.05	676.36
1/19/2009	9.74	677.67
4/14/2009	9.14	678.27
7/21/2009	10.56	676.85
10/14/2009	9.37	678.04
1/18/2010	10.59	676.82
4/8/2010	9.35	678.06
7/12/2010	9.12	678.29
10/11/2010	10.20	677.21
1/12/2011	10.00	677.41
4/4/2011	9.61	677.80
7/25/2011	4.45	682.96
10/3/2011	4.25	683.16
1/12/2012	9.82	677.59
4/2/2012	8.51	678.90
7/5/2012	7.55	679.86
10/11/2012	10.65	676.76
1/21/2013	9.59	677.82
4/1/2013	8.30	679.11
7/1/2013	9.77	677.64
10/9/2013	8.65	678.76
1/21/2014	8.73	678.68
4/7/2014	9.25	678.16
7/16/2014	8.65	678.76
10/14/2014	8.02	679.39
1/20/2015	8.50	678.91
4/6/2015	7.40	680.01
7/22/2015	6.84	680.57
10/19/2015	5.40	682.01
1/5/2016	7.89	679.52
4/4/2016	6.67	681.03

NOTES:

ft MSL - feet mean sea level

NA - Not Available

NM - Not Measured

TOC - top of PVC casing

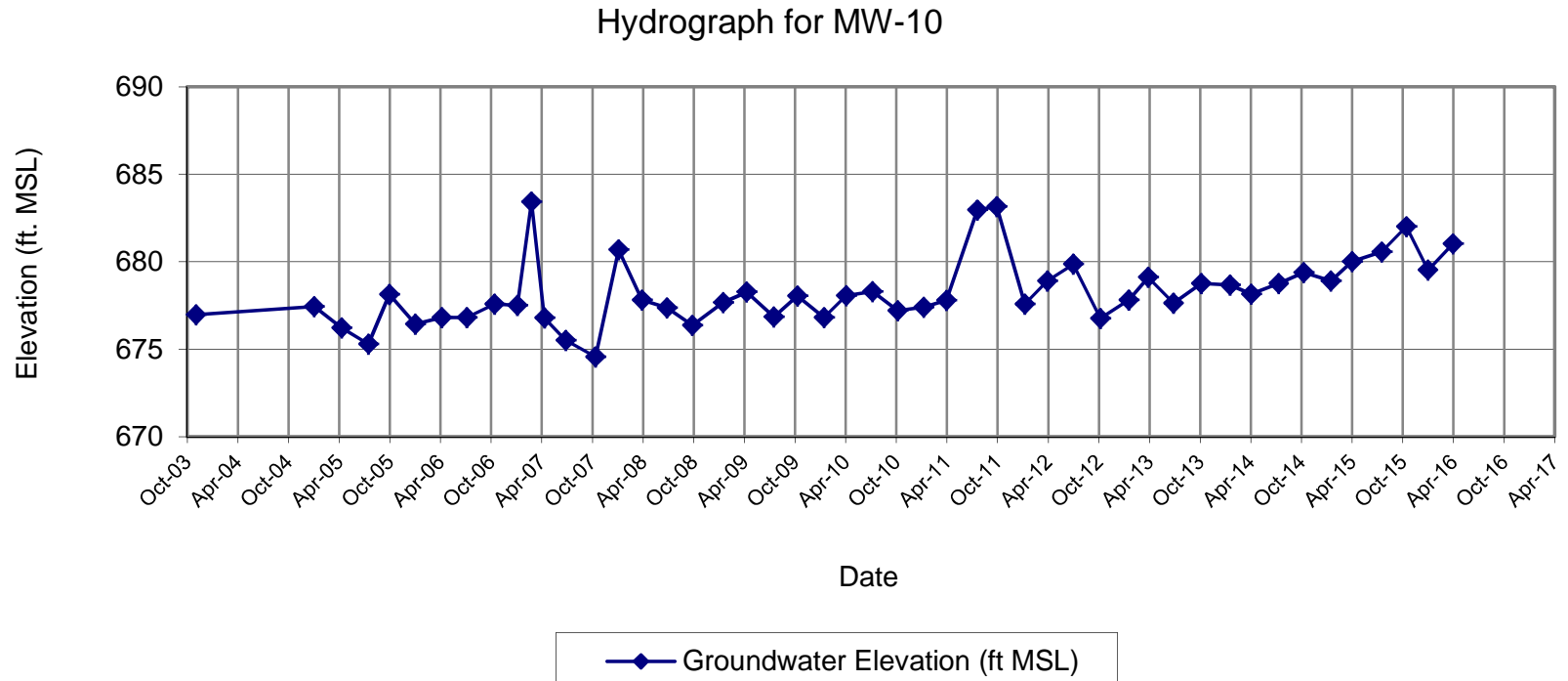
TOC Elevation - 687.72

DPE and GWCT down on 2/28/07

DPE down on 1/8/08 and 10/9/13

TOC Elevation as of 6/13/08 - 687.41

MONITORING WELL MW-10
SUMMARY OF GROUNDWATER ELEVATIONS
Former Scott Aviation Site
Lancaster, New York



MONITORING WELL MW-11
SUMMARY OF GROUNDWATER ELEVATIONS
Former Scott Aviation Site
Lancaster, New York

Date	Depth to Water from TOC (ft)	Groundwater Elevation (ft MSL)
4/8/2004	NM	NA
10/12/2004	NM	NA
1/6/2005	15.59	673.02
4/14/2005	11.59	677.02
7/20/2005	17.34	671.27
10/4/2005	10.45	678.16
1/5/2006	16.58	672.03
4/11/2006	13.52	675.09
7/10/2006	13.75	674.86
10/18/2006	14.35	674.26
1/9/2007	15.26	673.35
2/28/2007	6.34	682.27
4/16/2007	11.55	677.06
7/2/2007	17.30	671.31
10/16/2007	17.69	670.92
1/8/2008	11.73	676.88
4/2/2008	14.78	673.83
7/1/2008	13.91	674.74
9/30/2008	15.25	673.40
1/19/2009	13.45	675.20
4/14/2009	13.50	675.15
7/21/2009	14.51	674.14
10/14/2009	13.85	674.80
1/18/2010	16.38	672.27
4/8/2010	13.90	674.75
7/12/2010	12.60	676.05
10/11/2010	14.80	673.85
1/12/2011	NA	
4/4/2011	14.52	674.13
7/25/2011	4.48	684.17
10/3/2011	4.05	684.60
1/12/2012	8.96	679.69
4/2/2012	12.87	675.78
7/5/2012	10.53	678.12
10/11/2012	14.40	674.25
1/21/2013	14.75	673.90
4/1/2013	11.66	676.99
7/1/2013	14.99	673.66
10/9/2013	12.25	676.40
1/21/2014	13.75	674.90
4/7/2014	14.56	674.09
7/16/2014	12.64	676.01
10/14/2014	12.26	676.39
1/20/2015	12.31	676.34
4/6/2015	11.95	676.70
7/22/2015	8.49	680.16
10/19/2015	8.75	679.90
1/5/2016	12.53	676.12
4/4/2016	10.84	677.77

NOTES:

ft MSL - feet mean sea level

NA - Not Available

NM - Not Measured

TOC - top of PVC casing

TOC Elevation - 688.61

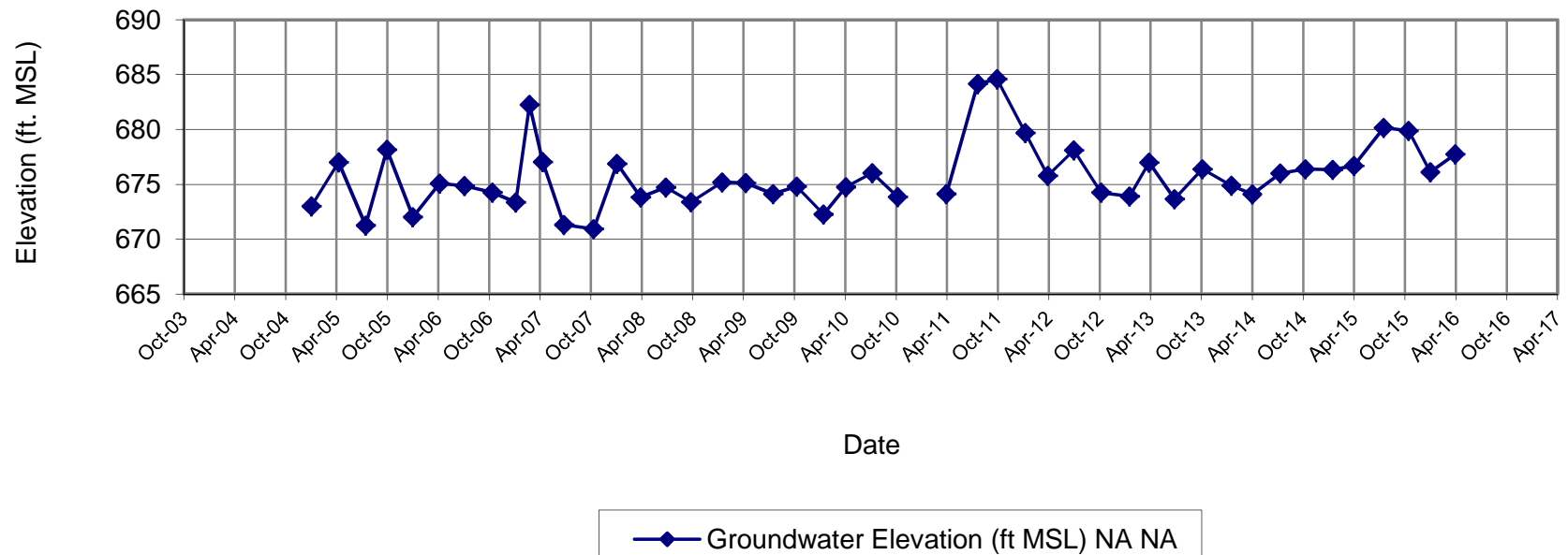
DPE and GWCT down on 2/28/07

DPE down on 1/8/08 and 10/9/13

TOC Elevation as of 6/13/08 - 688.65

MONITORING WELL MW-11
SUMMARY OF GROUNDWATER ELEVATIONS
Former Scott Aviation Site
Lancaster, New York

Hydrograph for MW-11



MONITORING WELL MW-12
SUMMARY OF GROUNDWATER ELEVATIONS
Former Scott Aviation Site
Lancaster, New York

Date	Depth to Water from TOC (ft)	Groundwater Elevation (ft MSL)
4/8/2004	NM	
10/12/2004	10.64	675.15
1/6/2005	6.18	679.61
4/14/2005	6.80	678.99
7/20/2005	11.95	673.84
10/4/2005	7.36	678.43
1/5/2006	6.80	678.99
4/11/2006	6.76	679.03
7/10/2006	11.35	674.44
10/18/2006	NM*	NA
1/9/2007	6.35	679.44
2/28/2007	NM*	NA
4/16/2007	7.38	678.41
7/2/2007	11.42	674.37
10/15/2007	12.00	673.79
1/8/2008	4.31	681.48
4/2/2008	5.86	679.93
7/1/2008	7.10	679.04
9/30/2008	10.92	675.22
1/19/2009	NM*	NA
4/14/2009	7.14	679
7/21/2009	9.66	676.48
10/14/2009	8.83	677.31
1/18/2010	7.40	678.74
4/8/2010	7.10	679.04
7/12/2010	8.48	677.66
10/11/2010	8.64	677.51
1/12/2011	6.32	679.83
4/4/2011	5.69	680.46
7/25/2011	3.5	682.65
10/3/2011	2.67	683.48
1/12/2012	5.41	680.74
4/2/2012	5.30	680.85
7/5/2012	7.20	678.95
10/11/2012	6.75	679.40
1/21/2013	5.51	680.64
4/1/2013	5.07	681.08
7/1/2013	7.88	678.27
10/9/2013	5.20	680.95
1/21/2014	NM*	NA
4/7/2014	5.76	680.39
7/16/2014	6.60	679.55
10/14/2014	5.15	681.00
1/20/2015	NM*	NA
4/6/2015	4.10	682.05
7/22/2015	4.82	681.33
10/19/2015	3.80	682.35
1/5/2016	3.94	682.21
4/4/2016	3.67	682.52

NOTES:

ft MSL - feet mean sea level

NA - Not Available

NM - Not Measured

TOC - top of PVC casing

TOC Elevation - 685.79

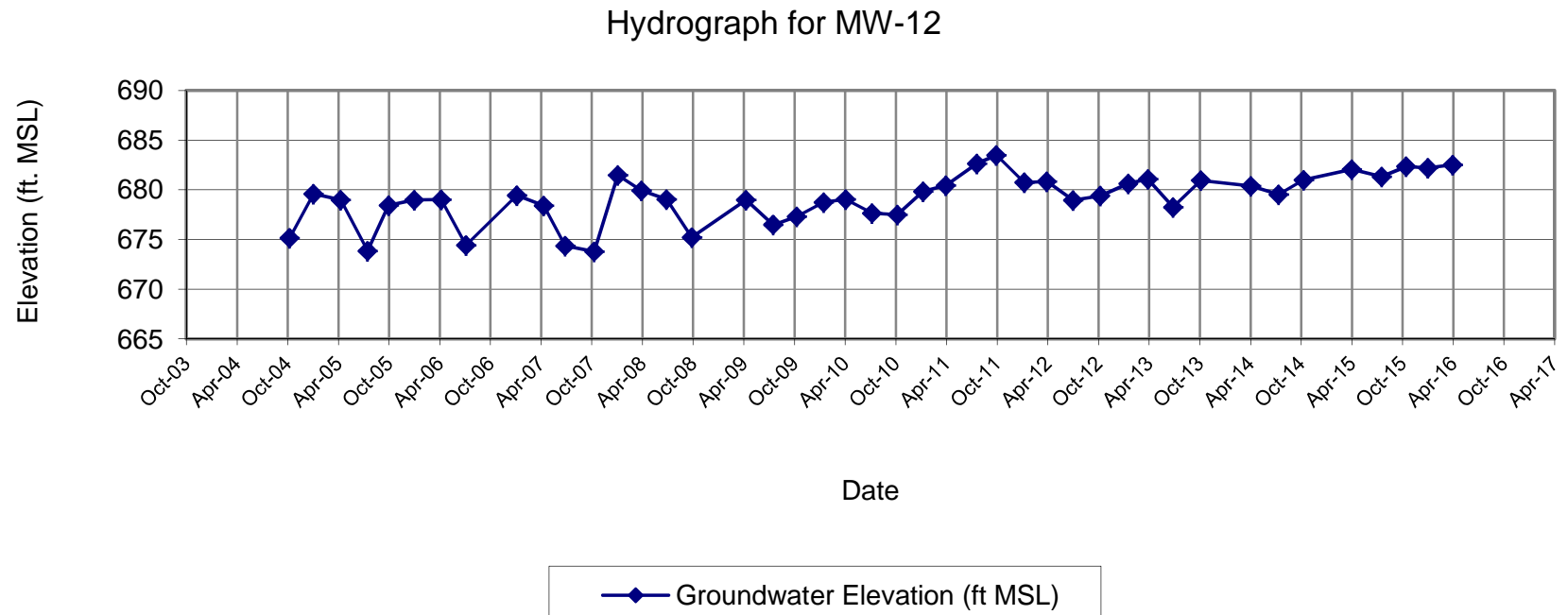
NM* - Well could not be accessed due to snow cover

DPE and GWCT down on 2/28/07

DPE down on 1/8/08 and 10/9/13

TOC Elevation as of 6/13/08 - 686.15

MONITORING WELL MW-12
SUMMARY OF GROUNDWATER ELEVATIONS
Former Scott Aviation Site
Lancaster, New York



MONITORING WELL MW-13S
SUMMARY OF GROUNDWATER ELEVATIONS
Former Scott Aviation Site
Lancaster, New York

Date	Depth to Water from TOC (ft)	Groundwater Elevation (ft MSL)
4/8/2004	7.01	679.56
10/12/2004	13.47	673.10
1/6/2005	7.24	679.33
4/14/2005	13.91	672.66
7/20/2005	12.81	673.76
10/4/2005	13.35	673.22
1/5/2006	13.79	672.78
4/11/2006	12.45	674.12
7/10/2006	13.02	673.55
10/18/2006	10.99	675.58
1/9/2007	11.35	675.22
2/28/2007	3.49	683.08
4/16/2007	12.01	674.56
7/2/2007	13.20	673.37
10/18/2007	12.77	673.80
1/8/2008	5.08	681.49
4/2/2008	5.45	681.12
7/1/2008	9.70	676.90
9/30/2008	11.80	674.80
1/19/2009	8.70	677.90
4/14/2009	8.64	677.96
7/21/2009	10.91	675.69
10/14/2009	9.18	677.42
1/18/2010	9.80	676.80
4/8/2010	8.30	678.30
7/12/2010	9.96	676.64
10/11/2010	10.29	676.31
1/12/2011	7.53	679.07
4/4/2011	8.00	678.60
7/25/2011	2.55	684.05
10/3/2011	1.81	684.79
1/12/2012	8.11	678.49
4/2/2012	8.06	678.54
7/5/2012	8.71	677.89
10/11/2012	9.57	677.03
1/21/2013	13.85	672.75
4/1/2013	6.44	680.16
7/1/2013	6.44	680.16
10/9/2013	4.10	682.50
1/21/2014	4.95	681.65
4/7/2014	6.02	680.58
7/16/2014	5.42	681.18
10/14/2014	4.41	682.19
1/20/2015	6.10	680.50
4/6/2015	4.69	681.91
7/22/2015	7.97	678.63
10/19/2015	3.95	682.65
1/5/2016	5.90	680.70
4/4/2016	5.05	681.60

NOTES:

ft MSL - feet mean sea level

NA - Not Available

NM - Not Measured

TOC - top of PVC casing

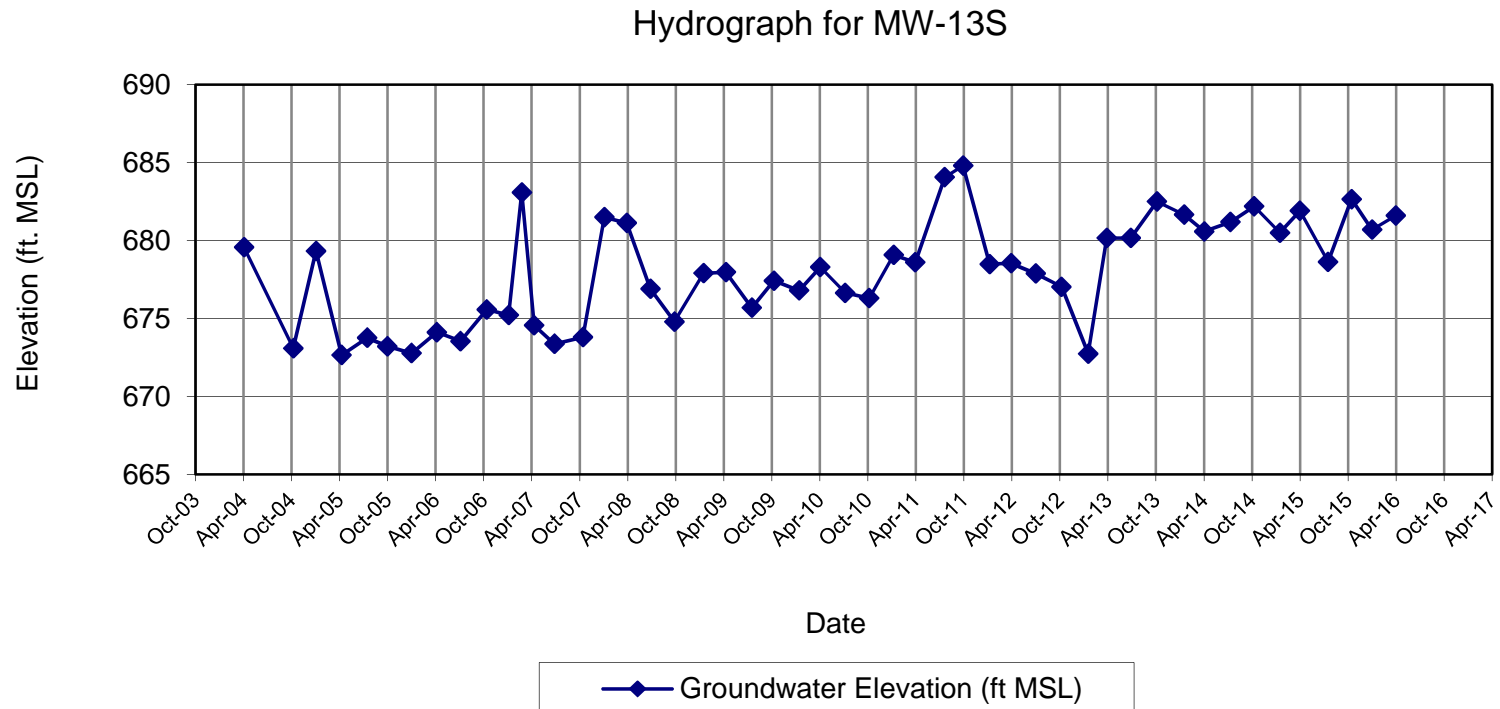
TOC Elevation - 686.57

DPE and GWCT down on 2/28/07

DPE down on 1/8/08 and 10/9/13

TOC Elevation as of 6/13/08 - 686.60

MONITORING WELL MW-13S
SUMMARY OF GROUNDWATER ELEVATIONS
Former Scott Aviation Site
Lancaster, New York



MONITORING WELL MW-13D
SUMMARY OF GROUNDWATER ELEVATIONS
Former Scott Aviation Site
Lancaster, New York

Date	Depth to Water from TOC (ft)	Groundwater Elevation (ft MSL)
4/8/2004	13.28	673.43
10/12/2004	14.87	671.84
1/6/2005	14.55	672.16
4/14/2005	15.32	671.39
7/20/2005	15.65	671.06
10/4/2005	9.44	677.27
1/5/2006	15.83	670.88
4/11/2006	15.41	671.30
7/10/2006	13.79	672.92
10/18/2006	13.17	673.54
1/9/2007	14.41	672.30
2/28/2007	3.28	683.43
4/16/2007	14.66	672.05
7/2/2007	15.68	671.03
10/18/2007	15.80	670.91
1/8/2008	8.69	678.02
4/2/2008	12.86	673.85
7/1/2008	12.55	674.18
9/30/2008	13.89	672.84
1/19/2009	12.10	674.63
4/14/2009	11.78	674.95
7/21/2009	12.86	673.87
10/14/2009	11.59	675.14
1/18/2010	13.88	672.85
4/8/2010	12.00	674.73
7/12/2010	11.90	674.83
10/11/2010	13.34	673.39
1/12/2011	13.2	673.53
4/4/2011	13.13	673.60
7/25/2011	3.33	683.40
10/3/2011	2.55	684.18
1/12/2012	12.34	674.39
4/2/2012	11.76	674.97
7/5/2012	9.25	677.48
10/11/2012	13.00	673.73
1/21/2013	13.85	672.88
4/1/2013	11.01	675.72
7/1/2013	14.26	672.47
10/9/2013	10.36	676.37
1/21/2014	11.45	675.28
4/7/2014	13.65	673.08
7/16/2014	10.74	675.99
10/14/2014	9.41	677.32
1/20/2015	11.02	675.71
4/6/2015	9.35	677.38
7/22/2015	7.44	679.29
10/19/2015	4.55	682.18
1/5/2016	10.31	676.42
4/4/2016	8.65	678.13

NOTES:

ft MSL - feet mean sea level

NA - Not Available

NM - Not Measured

TOC - top of PVC casing

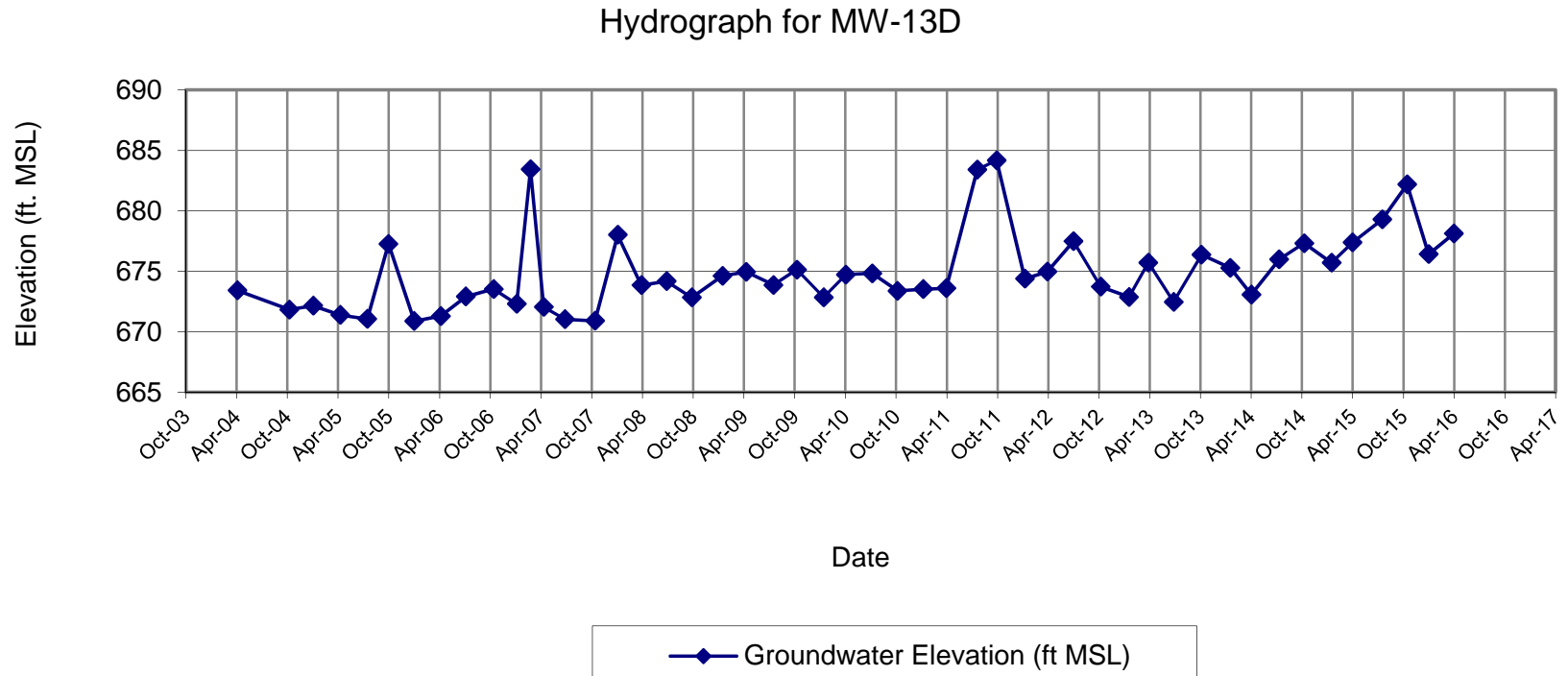
TOC Elevation - 686.71

DPE and GWCT down on 2/28/07

DPE down on 1/8/08 and 10/9/13

TOC Elevation as of 6/13/08 - 686.73

MONITORING WELL MW-13D
SUMMARY OF GROUNDWATER ELEVATIONS
Former Scott Aviation Site
Lancaster, New York



MONITORING WELL MW-14S
SUMMARY OF GROUNDWATER ELEVATIONS
Former Scott Aviation Site
Lancaster, New York

Date	Depth to Water from TOC (ft)	Groundwater Elevation (ft MSL)
4/8/2004	5.14	680.17
10/12/2004	8.57	676.74
1/6/2005	6.27	679.04
4/14/2005	5.16	680.15
7/20/2005	8.32	676.99
10/4/2005	6.14	679.17
1/5/2006	8.41	676.90
4/11/2006	7.75	677.56
7/10/2006	8.18	677.13
10/18/2006	9.00	676.31
1/9/2007	6.61	678.70
2/28/2007	1.50	683.81
4/16/2007	3.45	681.86
7/2/2007	8.36	676.95
10/15/2007	9.45	675.86
1/8/2008	4.65	680.66
4/2/2008	4.47	680.84
7/1/2008	6.37	679.33
9/30/2008	8.90	676.80
1/19/2009	6.15	679.55
4/14/2009	7.70	678.00
7/21/2009	7.25	678.45
10/14/2009	7.05	678.65
1/18/2010	NM	
4/8/2010	6.50	678.81
7/12/2010	6.54	678.77
10/11/2010	5.90	679.80
1/12/2011	6.83	678.87
4/4/2011	6.34	679.36
7/25/2011	2.59	683.11
10/3/2011	1.98	683.72
1/12/2012	5.10	680.60
4/2/2012	4.55	681.15
7/5/2012	7.15	678.55
10/11/2012	6.67	679.03
1/21/2013	5.15	680.55
4/1/2013	5.05	680.65
7/1/2013	6.81	678.89
10/9/2013	5.60	680.10
1/21/2014	5.68	680.02
4/7/2014	6.03	679.67
7/16/2014	5.49	680.21
10/14/2014	5.61	680.09
1/20/2015	5.55	680.15
4/6/2015	4.58	681.12
7/22/2015	3.59	682.11
10/19/2015	3.70	682.00
1/5/2016	3.92	681.78
4/4/2016	8.80	676.94

NOTES:

ft MSL - feet mean sea level

NA - Not Available

NM - Not Measured

TOC - top of PVC casing

TOC Elevation - 685.31

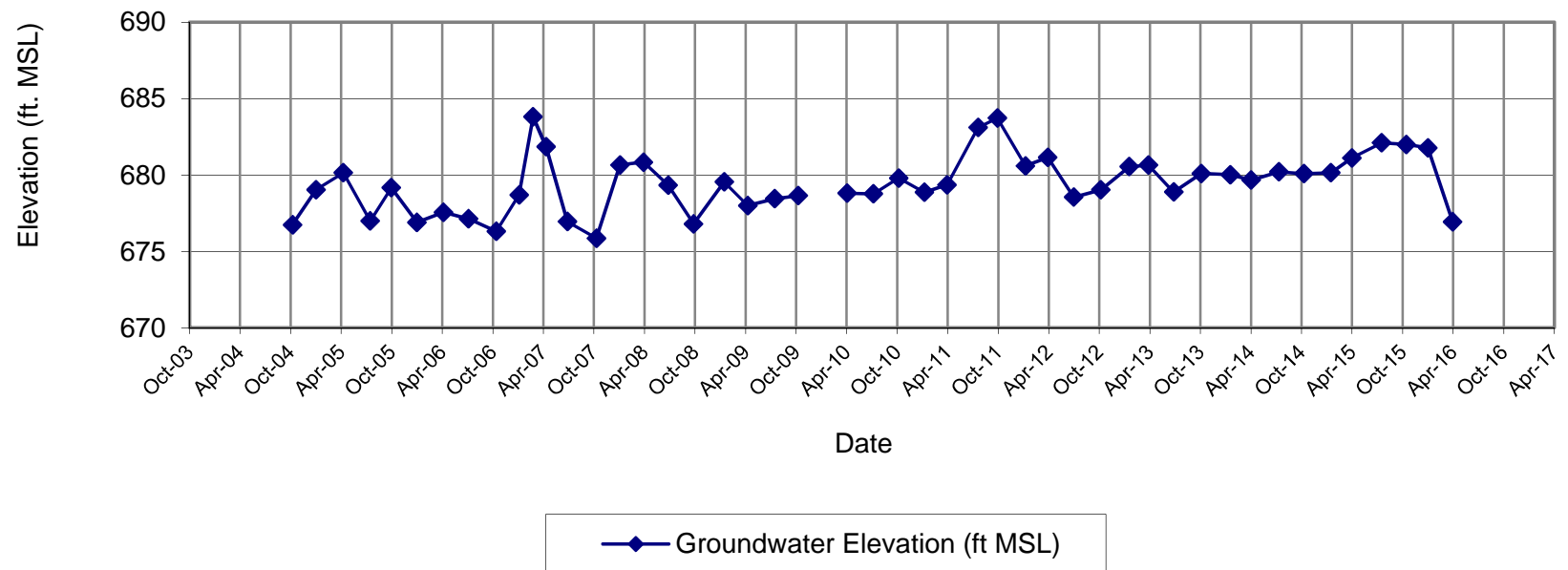
DPE and GWCT down on 2/28/07

DPE down on 1/8/08 and 10/9/13

TOC Elevation as of 6/13/08 - 685.70

MONITORING WELL MW-14S
SUMMARY OF GROUNDWATER ELEVATIONS
Former Scott Aviation Site
Lancaster, New York

Hydrograph for MW-14S



MONITORING WELL MW-14D
SUMMARY OF GROUNDWATER ELEVATIONS
Former Scott Aviation Site
Lancaster, New York

Date	Depth to Water from TOC (ft)	Groundwater Elevation (ft MSL)
4/8/2004	13.21	672.22
10/12/2004	14.55	670.88
1/6/2005	15.97	669.46
4/14/2005	13.25	672.18
7/20/2005	18.20	667.23
10/4/2005	13.26	672.17
1/5/2006	19.08	666.35
4/11/2006	19.79	665.64
7/10/2006	17.16	668.27
10/18/2006	19.44	665.99
1/9/2007	14.71	670.72
2/28/2007	2.67	682.76
4/16/2007	19.74	665.69
7/2/2007	19.68	665.75
10/15/2007	19.76	665.67
1/8/2008	7.92	677.51
4/2/2008	14.41	671.02
7/1/2008	14.45	671.37
9/30/2008	15.39	670.43
1/19/2009	13.55	672.27
4/14/2009	20.10	665.72
7/21/2009	15.15	670.67
10/14/2009	20.27	665.55
1/18/2010	20.40	665.42
4/8/2010	15.40	670.42
7/12/2010	17.15	668.67
10/11/2010	14.40	671.42
1/12/2011	17.92	667.90
4/4/2011	16.23	669.59
7/25/2011	3.10	682.72
10/3/2011	2.72	683.10
1/12/2012	15.30	670.52
4/2/2012	16.50	669.32
7/5/2012	12.81	673.01
10/11/2012	14.55	671.27
1/21/2013	13.45	672.37
4/1/2013	10.78	675.04
7/1/2013	19.85	665.97
10/9/2013	10.02	675.80
1/21/2014	18.20	667.62
4/7/2014	17.95	667.87
7/16/2014	12.99	672.83
10/14/2014	10.70	675.12
1/20/2015	13.49	672.33
4/6/2015	11.30	674.52
7/22/2015	8.62	677.20
10/19/2015	4.10	681.72
1/5/2016	11.70	674.12
4/4/2016	17.98	667.90

NOTES:

ft MSL - feet mean sea level

NA - Not Available

NM - Not Measured

TOC - top of PVC casing

TOC Elevation - 685.43

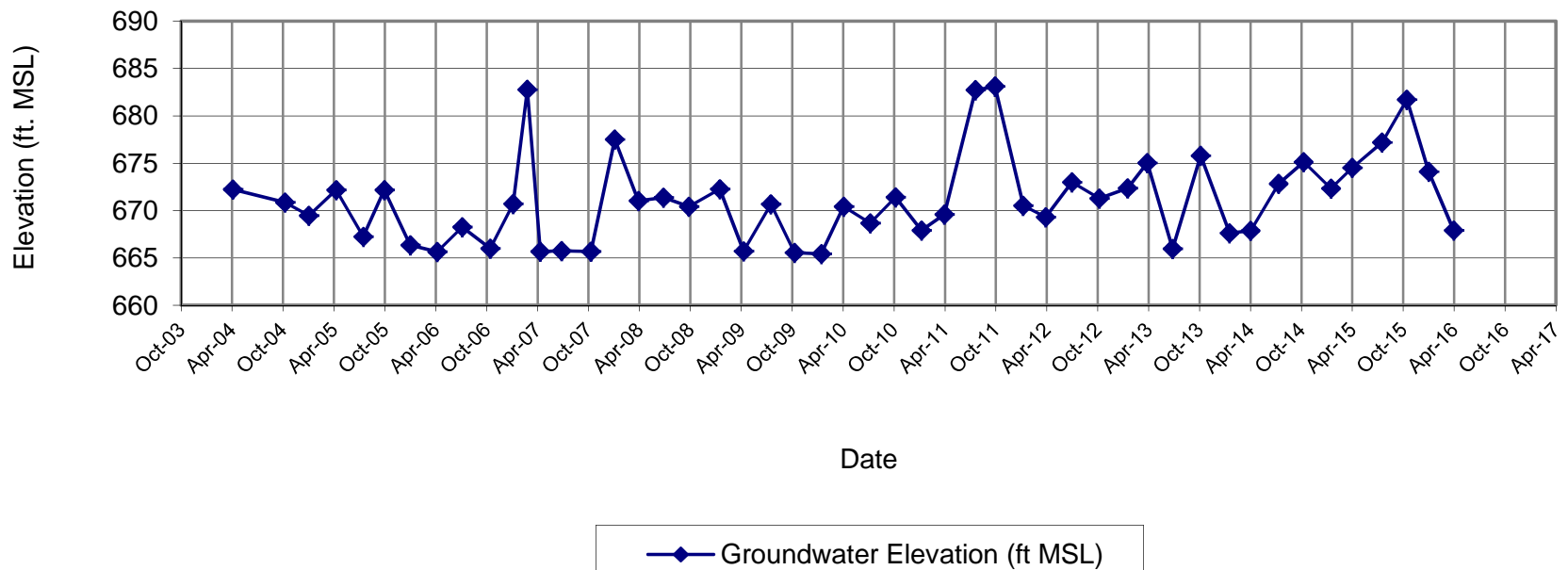
DPE and GWCT down on 2/28/07

DPE down on 1/8/08 and 10/9/13

TOC Elevation as of 6/13/08 - 685.82'

MONITORING WELL MW-14D
SUMMARY OF GROUNDWATER ELEVATIONS
Former Scott Aviation Site
Lancaster, New York

Hydrograph for MW-14D



MONITORING WELL MW-15S
SUMMARY OF GROUNDWATER ELEVATIONS
Former Scott Aviation Site
Lancaster, New York

Date	Depth to Water from TOC (ft)	Groundwater Elevation (ft MSL)
4/8/2004	1.20	685.44
10/12/2004	5.26	681.38
1/6/2005	0.35	686.29
4/14/2005	2.31	684.33
7/20/2005	4.78	681.86
10/4/2005	2.22	684.42
1/5/2006	0.70	685.94
4/11/2006	2.00	684.64
7/10/2006	4.75	681.89
1/9/2007	0.05	686.59
2/28/2007	0.00	686.64
4/16/2007	0.50	686.14
7/2/2007	4.67	681.97
10/16/2007	4.80	681.84
1/8/2008	0.70	685.94
4/2/2008	0.00	686.64
7/1/2008	0.50	687.02
9/30/2008	3.14	684.38
1/19/2009	1.50	686.02
4/14/2009	1.60	685.92
7/21/2009	1.11	686.41
10/14/2009	1.11	686.41
1/18/2010	0.80	686.72
4/8/2010	2.00	685.52
7/12/2010	2.80	684.72
10/11/2010	3.14	684.38
1/12/2011	1.40	686.12
4/4/2011	0.50	687.02
7/25/2011	2.51	685.01
10/3/2011	0.20	687.32
1/12/2012	0.50	687.02
4/2/2012	1.40	686.12
7/5/2012	3.90	683.62
10/1/2012	3.18	684.34
1/21/2013	0.00	687.52
4/1/2013	0.50	687.02
7/1/2013	1.73	685.79
10/9/2013	2.10	685.42
1/21/2014	1.75	685.77
4/7/2014	0.90	686.62
7/16/2014	1.91	685.61
10/14/2014	2.00	685.52
1/20/2015	1.60	685.92
4/6/2015	0.51	687.01
7/22/2015	1.41	686.11
10/19/2015	2.20	685.32
1/5/2016	1.15	686.37
4/4/2016	0.70	687.17

NOTES:

ft MSL - feet mean sea level

NA - Not Available

NM - Not Measured

TOC - top of PVC casing

TOC Elevation - 686.64'

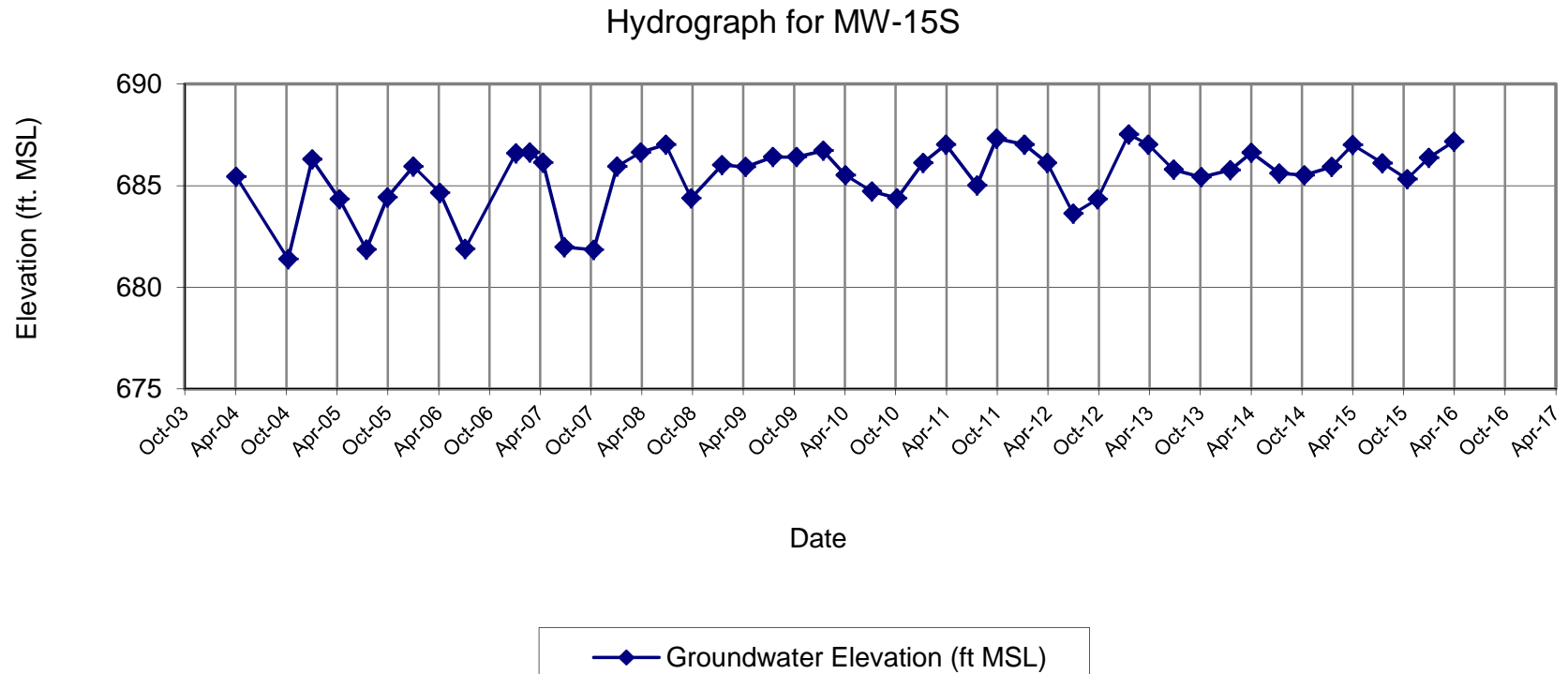
DPE and GWCT down on 2/28/07

DPE down on 1/8/08 and 10/9/13

Measured from ground surface from 4/4/16 (687.87')

TOC Elevation as of 6/13/08 - 687.52'

MONITORING WELL MW-15S
SUMMARY OF GROUNDWATER ELEVATIONS
Former Scott Aviation Site
Lancaster, New York



MONITORING WELL MW-15D
SUMMARY OF GROUNDWATER ELEVATIONS
Former Scott Aviation Site
Lancaster, New York

Date	Depth to Water from TOC (ft)	Groundwater Elevation (ft MSL)
4/8/2004	15.70	671.61
10/12/2004	17.42	669.89
1/6/2005	15.74	671.57
4/14/2005	16.99	670.32
7/20/2005	17.31	670.00
10/4/2005	8.94	678.37
1/5/2006	16.16	671.15
4/11/2006	16.90	670.41
7/10/2006	15.78	671.53
10/18/2006	15.50	671.81
1/9/2007	15.80	671.51
2/28/2007	4.10	683.21
4/16/2007	16.61	670.70
7/2/2007	17.20	670.11
10/16/2007	16.70	670.61
1/8/2008	8.99	678.32
4/2/2008	15.01	672.30
7/1/2008	14.64	672.98
9/30/2008	16.24	671.38
1/19/2009	15.00	672.62
4/14/2009	14.21	673.41
7/21/2009	14.61	673.01
10/14/2009	14.81	672.81
1/18/2010	16.89	670.73
4/8/2010	15.00	672.62
7/12/2010	13.00	674.62
10/11/2010	13.00	674.62
1/12/2011	15.65	671.97
4/4/2011	15.51	672.11
7/25/2011	3.73	683.89
10/3/2011	3.05	684.57
1/12/2012	15.50	672.12
4/2/2012	14.30	673.32
7/5/2012	9.81	677.81
10/11/2012	13.70	673.92
1/21/2013	15.90	671.72
4/1/2013	11.08	676.54
7/1/2013	16.04	671.58
10/9/2013	13.95	673.67
1/21/2014	15.05	672.57
4/7/2014	15.84	671.78
7/16/2014	13.51	674.11
10/14/2014	12.49	675.13
1/20/2015	15.04	672.58
4/6/2015	13.15	674.47
7/22/2015	9.92	677.70
10/19/2015	6.50	681.12
1/5/2016	13.65	673.97
4/4/2016	21.70	666.17

NOTES:

ft MSL - feet mean sea level

NA - Not Available

NM - Not Measured

TOC - top of PVC casing

TOC Elevation - 687.31'

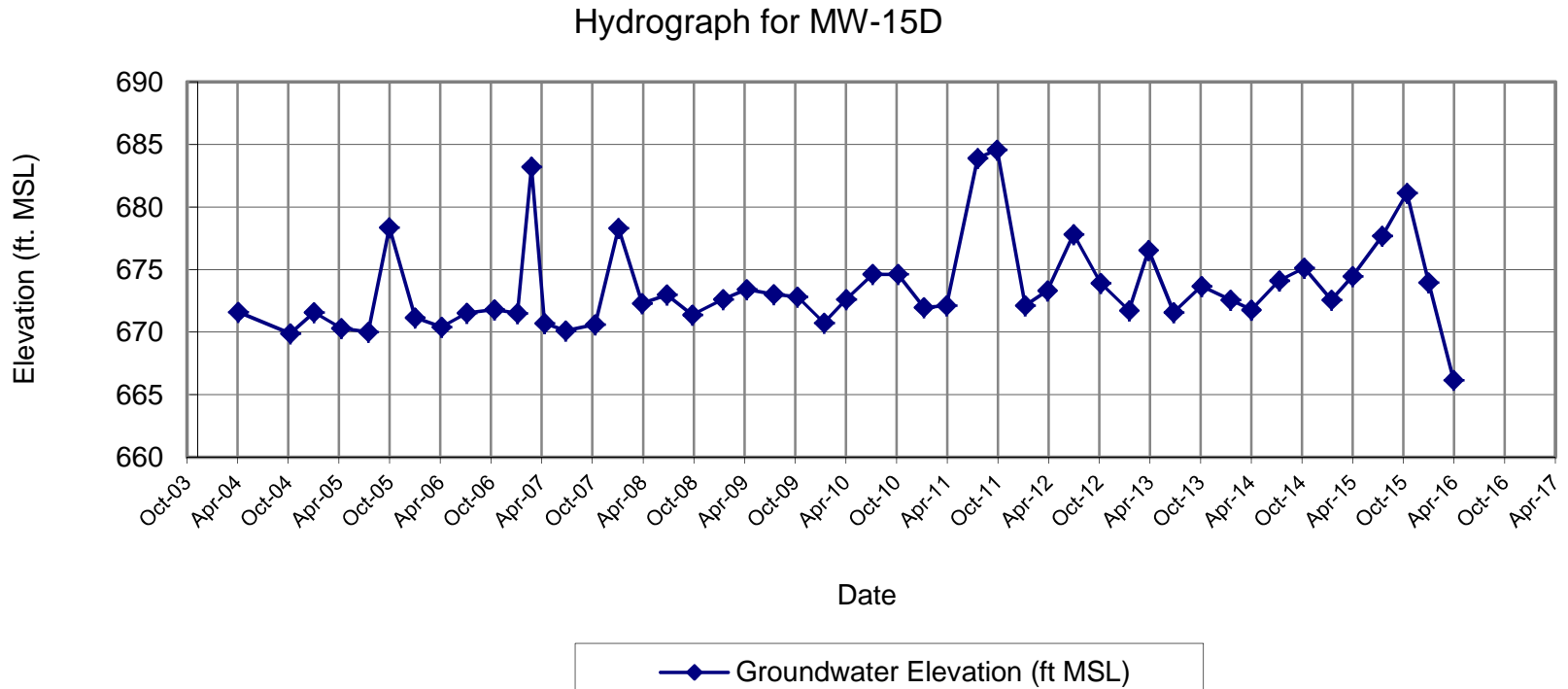
DPE and GWCT down on 2/28/07

DPE down on 1/8/08 and 10/9/13

TOC Elevation as of 6/13/08 - 687.62'

Measured from ground surface from 4/4/16 (687.87')

MONITORING WELL MW-15D
SUMMARY OF GROUNDWATER ELEVATIONS
Former Scott Aviation Site
Lancaster, New York



MONITORING WELL MW-16S
SUMMARY OF GROUNDWATER ELEVATIONS
Former Scott Aviation Site
Lancaster, New York

Date	Depth to Water from TOC (ft)	Groundwater Elevation (ft MSL)
4/8/2004	5.09	680.75
10/12/2004	12.09	673.75
1/6/2005	4.75	681.09
4/14/2005	10.15	675.69
7/20/2005	14.56	671.28
10/4/2005	11.50	674.34
1/5/2006	11.41	674.43
4/11/2006	12.90	672.94
7/10/2006	11.54	674.30
10/18/2006	12.50	673.34
1/9/2007	13.82	672.02
2/28/2007	2.90	682.94
4/16/2007	13.07	672.77
7/2/2007	12.50	673.34
10/18/2007	15.23	670.61
1/8/2008	5.60	680.24
4/2/2008	12.40	673.44
7/1/2008	15.70	674.67
9/30/2008	19.34	671.03
1/19/2009	17.80	672.57
4/14/2009	18.22	672.15
7/21/2009	19.95	670.42
10/14/2009	17.77	672.60
1/18/2010	16.45	673.92
4/8/2010	18.60	671.77
7/12/2010	18.45	671.92
10/11/2010	13.51	676.86
4/7/2011	8.55	677.29
7/25/2011	1.45	684.39
10/3/2011	0.60	685.24
1/12/2012	3.80	682.04
4/2/2012	5.85	679.99
7/5/2012	9.12	676.72
10/11/2012	6.36	679.48
1/21/2013	7.85	677.99
4/1/2013	10.15	675.69
7/1/2013	9.18	676.66
10/9/2013	3.80	682.04
1/21/2014	9.55	676.29
4/7/2014	9.60	676.24
7/16/2014	9.05	676.79
10/14/2014	3.10	682.74
1/20/2015	6.90	678.94
4/6/2015	5.50	680.34
7/22/2015	10.14	678.05
10/19/2015	5.00	683.19
1/5/2016	7.05	681.14
4/4/2016	6.38	681.77

NOTES:

ft MSL - feet mean sea level

NA - Not Available

NM - Not Measured

TOC - top of PVC casing

TOC Elevation - 685.84'

DPE and GWCT down on 2/28/07

DPE down on 1/8/08 and 10/9/13

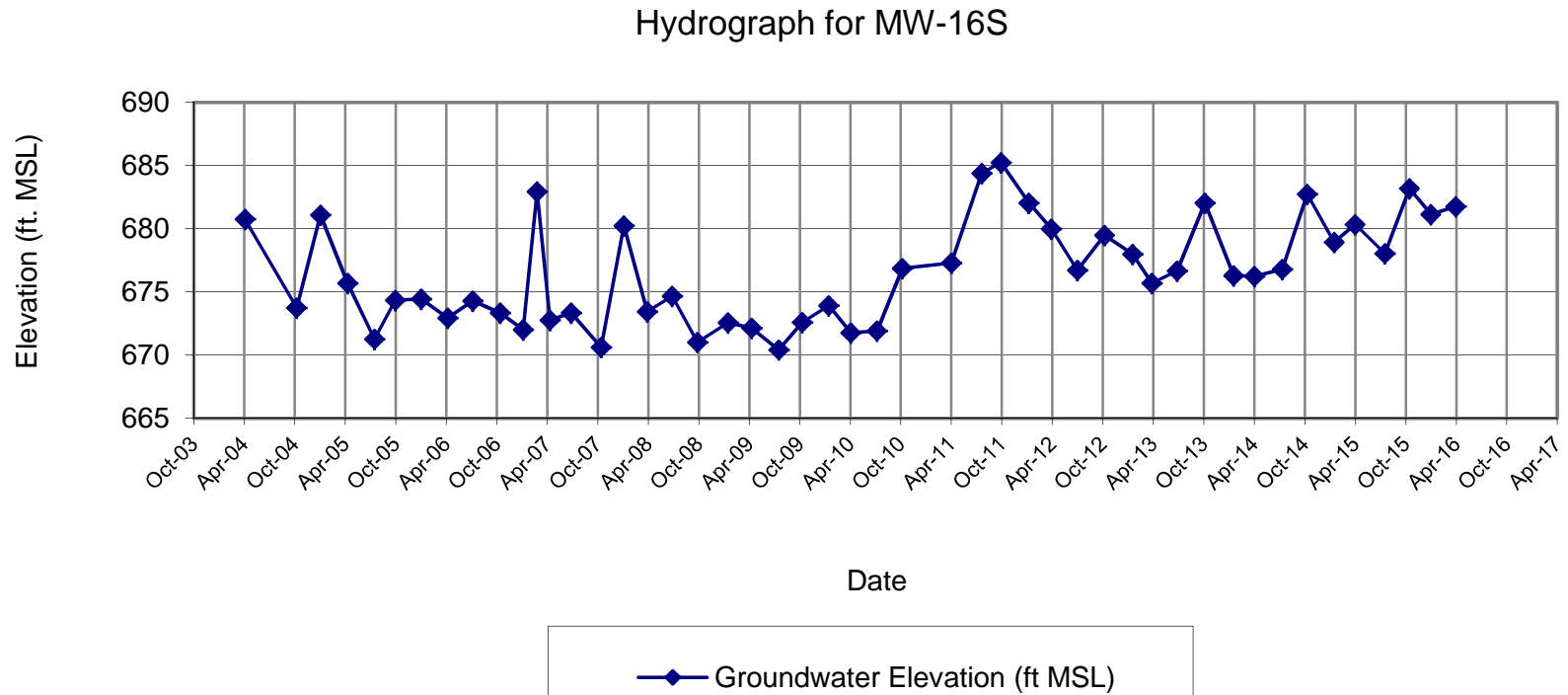
TOC Elevation as of 6/13/08 - 690.37'

TOC Elevation as of 4/7/2011 - 685.84'

TOC Elevation as of 6/2015 - 688.19'

TOC Elevation as of 2/23/2016 - 688.15'

MONITORING WELL MW-16S
SUMMARY OF GROUNDWATER ELEVATIONS
Former Scott Aviation Site
Lancaster, New York



MONITORING WELL MW-16D
SUMMARY OF GROUNDWATER ELEVATIONS
Former Scott Aviation Site
Lancaster, New York

Date	Depth to Water from TOC (ft)	Groundwater Elevation (ft MSL)
4/8/2004	13.62	672.39
10/12/2004	15.51	670.50
1/6/2005	13.70	672.31
4/14/2005	16.09	669.92
7/20/2005	16.65	669.36
10/4/2005	9.89	676.12
1/5/2006	17.21	668.80
4/11/2006	17.1	668.91
7/10/2006	10.61	675.4
10/18/2006	15.41	670.6
1/9/2007	15.6	670.41
2/28/2007	2.74	683.27
4/16/2007	16.35	669.66
7/2/2007	16.85	669.16
10/18/2007	17.17	668.84
1/8/2008	8.32	677.69
4/2/2008	13.44	672.57
7/1/2008	17.72	672.83
9/30/2008	19.29	671.26
1/19/2009	17.95	672.60
4/14/2009	17.21	673.34
7/21/2009	18.28	672.27
10/14/2009	17.60	672.95
1/18/2010	19.51	671.04
4/8/2010	17.19	673.36
7/12/2010	17.15	673.40
10/11/2010	18.63	671.92
4/7/2011	13.67	672.34
7/25/2011	2.46	683.55
10/3/2011	1.70	684.31
1/12/2012	13.55	672.46
4/2/2012	12.61	673.40
7/5/2012	8.90	677.11
10/11/2012	13.38	672.63
1/21/2013	15.44	670.57
4/1/2013	12.31	673.70
7/1/2013	16.25	669.76
10/9/2013	11.40	674.61
1/21/2014	13.35	672.66
4/7/2014	15.54	670.47
7/16/2014	11.73	674.28
10/14/2014	10.04	675.97
1/20/2015	12.31	673.70
4/6/2015	10.30	675.71
7/22/2015	9.80	678.59
10/19/2015	6.40	681.99
1/5/2016	13.00	675.39
4/4/2016	11.35	676.81

NOTES:

ft MSL - feet mean sea level

NA - Not Available

NM - Not Measured

TOC - top of PVC casing

TOC Elevation - 686.01'

DPE and GWCT down on 2/28/07

DPE down on 1/8/08 and 10/9/13

TOC Elevation as of 6/13/08 - 690.55'

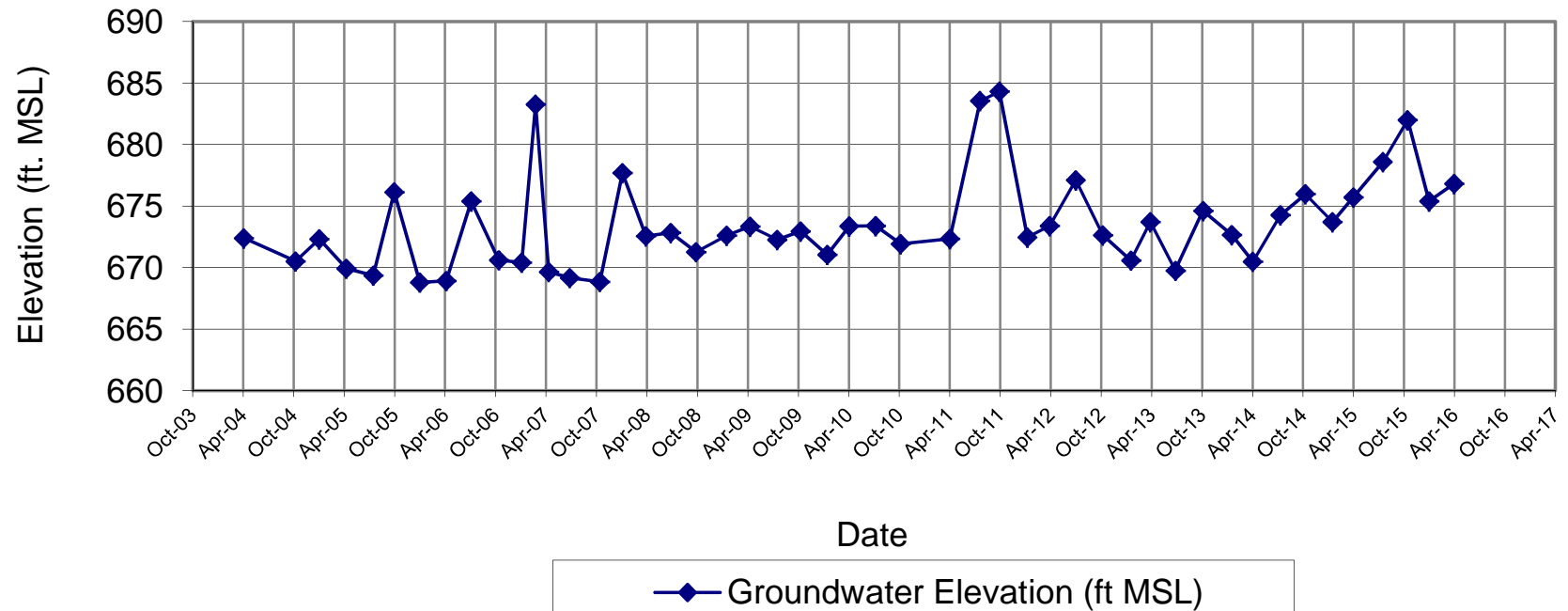
TOC Elevation as of 4/7/2011 - 686.01'

TOC Elevation as of 6/2015 - 688.39'

TOC Elevation as of 2/23/16 - 688.16'

MONITORING WELL MW-16D
SUMMARY OF GROUNDWATER ELEVATIONS
Former Scott Aviation Site
Lancaster, New York

Hydrograph for MW-16D



Appendix E
Analytical Laboratory Data Packages
(Provided on CD)

ANALYTICAL REPORT

TestAmerica Laboratories, Inc.

TestAmerica Buffalo

10 Hazelwood Drive

Amherst, NY 14228-2298

Tel: (716)691-2600

TestAmerica Job ID: 480-97612-1

Client Project/Site: Scott Aviation site

For:

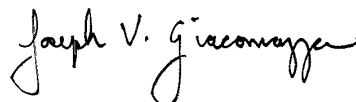
AECOM, Inc.

257 West Genesee Street

Suite 400

Buffalo, New York 14202-2657

Attn: Mr. Dino Zack



Authorized for release by:

4/15/2016 5:05:47 PM

Joe Giacomazza, Project Management Assistant II

joe.giacomazza@testamericainc.com

Designee for

Brian Fischer, Manager of Project Management

(716)504-9835

brian.fischer@testamericainc.com

LINKS

Review your project
results through

TotalAccess

Have a Question?



Visit us at:

www.testamericainc.com

The test results in this report meet all 2003 NELAC and 2009 TNI requirements for accredited parameters, exceptions are noted in this report. This report may not be reproduced except in full, and with written approval from the laboratory. For questions please contact the Project Manager at the e-mail address or telephone number listed on this page.

This report has been electronically signed and authorized by the signatory. Electronic signature is intended to be the legally binding equivalent of a traditionally handwritten signature.

Results relate only to the items tested and the sample(s) as received by the laboratory.



Table of Contents

Cover Page	1
Table of Contents	2
Definitions/Glossary	3
Case Narrative	4
Client Sample Results	5
Lab Chronicle	29
Certification Summary	31
Method Summary	32
Sample Summary	33
Receipt Checklists	34
Chain of Custody	35

Definitions/Glossary

Client: AECOM, Inc.
Project/Site: Scott Aviation site

TestAmerica Job ID: 480-97612-1

Qualifiers

GC/MS VOA

Qualifier	Qualifier Description
J	Result is less than the RL but greater than or equal to the MDL and the concentration is an approximate value.
*	LCS or LCSD is outside acceptance limits.

Glossary

Abbreviation	These commonly used abbreviations may or may not be present in this report.
α	Listed under the "D" column to designate that the result is reported on a dry weight basis
%R	Percent Recovery
CFL	Contains Free Liquid
CNF	Contains no Free Liquid
DER	Duplicate error ratio (normalized absolute difference)
Dil Fac	Dilution Factor
DL, RA, RE, IN	Indicates a Dilution, Re-analysis, Re-extraction, or additional Initial metals/anion analysis of the sample
DLC	Decision level concentration
MDA	Minimum detectable activity
EDL	Estimated Detection Limit
MDC	Minimum detectable concentration
MDL	Method Detection Limit
ML	Minimum Level (Dioxin)
NC	Not Calculated
ND	Not detected at the reporting limit (or MDL or EDL if shown)
PQL	Practical Quantitation Limit
QC	Quality Control
RER	Relative error ratio
RL	Reporting Limit or Requested Limit (Radiochemistry)
RPD	Relative Percent Difference, a measure of the relative difference between two points
TEF	Toxicity Equivalent Factor (Dioxin)
TEQ	Toxicity Equivalent Quotient (Dioxin)

Case Narrative

Client: AECOM, Inc.
Project/Site: Scott Aviation site

TestAmerica Job ID: 480-97612-1

Job ID: 480-97612-1

Laboratory: TestAmerica Buffalo

Narrative

Job Narrative 480-97612-1

Receipt

The samples were received on 4/5/2016 3:58 PM; the samples arrived in good condition, properly preserved and, where required, on ice. The temperature of the cooler at receipt was 3.6° C.

GC/MS VOA

Method(s) 8260C: The continuing calibration verification (CCV) associated with batch 480-295456 recovered outside acceptance criteria, low biased, for Chloromethane. A reporting limit (RL) standard was analyzed, and the target analyte was detected. Since the associated samples were non-detect for this analyte, the data have been reported. The following samples are impacted: MW-12 (480-97612-5), Rinse (480-97612-7), GWCT (480-97612-8), MW-14S (480-97612-9), MW-14D (480-97612-10), Trip Blank (480-97612-11) and MW-9 (480-97612-12).

Method(s) 8260C: The following volatiles sample was diluted due to foaming at the time of purging during the original sample analysis: MW-12 (480-97612-5). Elevated reporting limits (RLs) are provided.

Method(s) 8260C: The continuing calibration verification (CCV) associated with batch 480-295540 recovered outside acceptance criteria, low biased, for Carbon disulfide and 1,1,2-Trichloro-1,2,2-trifluoroethane. A reporting limit (RL) standard was analyzed, and the target analytes were detected. Since the associated samples were non-detect for these analytes, the data have been reported. The following sample is impacted: Duplicate (480-97612-6).

Method(s) 8260C: The laboratory control sample (LCS) for analytical batch 480-295540 recovered outside control limits for the following analyte: Dichlorodifluoromethane. This analyte was biased high in the LCS and was not detected in the associated samples; therefore, the data have been reported. The following sample is impacted: Duplicate (480-97612-6).

No additional analytical or quality issues were noted, other than those described above or in the Definitions/Glossary page.

Client Sample Results

Client: AECOM, Inc.
Project/Site: Scott Aviation site

TestAmerica Job ID: 480-97612-1

Client Sample ID: MW-2
Date Collected: 04/04/16 12:40
Date Received: 04/05/16 15:58

Lab Sample ID: 480-97612-1
Matrix: Ground Water

Method: 8260C - Volatile Organic Compounds by GC/MS

Analyte	Result	Qualifier	RL	MDL	Unit	D	Prepared	Analyzed	Dil Fac
1,1,1-Trichloroethane	ND		1.0	0.82	ug/L			04/12/16 16:57	1
1,1,2,2-Tetrachloroethane	ND		1.0	0.21	ug/L			04/12/16 16:57	1
1,1,2-Trichloro-1,2,2-trifluoroethane	ND		1.0	0.31	ug/L			04/12/16 16:57	1
1,1,2-Trichloroethane	ND		1.0	0.23	ug/L			04/12/16 16:57	1
1,1-Dichloroethane	ND		1.0	0.38	ug/L			04/12/16 16:57	1
1,1-Dichloroethene	ND		1.0	0.29	ug/L			04/12/16 16:57	1
1,2,4-Trichlorobenzene	ND		1.0	0.41	ug/L			04/12/16 16:57	1
1,2-Dibromo-3-Chloropropane	ND		1.0	0.39	ug/L			04/12/16 16:57	1
1,2-Dibromoethane	ND		1.0	0.73	ug/L			04/12/16 16:57	1
1,2-Dichlorobenzene	ND		1.0	0.79	ug/L			04/12/16 16:57	1
1,2-Dichloroethane	ND		1.0	0.21	ug/L			04/12/16 16:57	1
1,2-Dichloropropane	ND		1.0	0.72	ug/L			04/12/16 16:57	1
1,3-Dichlorobenzene	ND		1.0	0.78	ug/L			04/12/16 16:57	1
1,4-Dichlorobenzene	ND		1.0	0.84	ug/L			04/12/16 16:57	1
2-Butanone (MEK)	ND		10	1.3	ug/L			04/12/16 16:57	1
2-Hexanone	ND		5.0	1.2	ug/L			04/12/16 16:57	1
4-Methyl-2-pentanone (MIBK)	ND		5.0	2.1	ug/L			04/12/16 16:57	1
Acetone	4.0	J	10	3.0	ug/L			04/12/16 16:57	1
Benzene	ND		1.0	0.41	ug/L			04/12/16 16:57	1
Bromodichloromethane	ND		1.0	0.39	ug/L			04/12/16 16:57	1
Bromoform	ND		1.0	0.26	ug/L			04/12/16 16:57	1
Bromomethane	ND		1.0	0.69	ug/L			04/12/16 16:57	1
Carbon disulfide	ND		1.0	0.19	ug/L			04/12/16 16:57	1
Carbon tetrachloride	ND		1.0	0.27	ug/L			04/12/16 16:57	1
Chlorobenzene	ND		1.0	0.75	ug/L			04/12/16 16:57	1
Chloroethane	ND		1.0	0.32	ug/L			04/12/16 16:57	1
Chloroform	ND		1.0	0.34	ug/L			04/12/16 16:57	1
Chloromethane	ND		1.0	0.35	ug/L			04/12/16 16:57	1
cis-1,2-Dichloroethene	ND		1.0	0.81	ug/L			04/12/16 16:57	1
cis-1,3-Dichloropropene	ND		1.0	0.36	ug/L			04/12/16 16:57	1
Cyclohexane	ND		1.0	0.18	ug/L			04/12/16 16:57	1
Dibromochloromethane	ND		1.0	0.32	ug/L			04/12/16 16:57	1
Dichlorodifluoromethane	ND		1.0	0.68	ug/L			04/12/16 16:57	1
Ethylbenzene	ND		1.0	0.74	ug/L			04/12/16 16:57	1
Isopropylbenzene	ND		1.0	0.79	ug/L			04/12/16 16:57	1
Methyl acetate	ND		2.5	1.3	ug/L			04/12/16 16:57	1
Methyl tert-butyl ether	ND		1.0	0.16	ug/L			04/12/16 16:57	1
Methylcyclohexane	ND		1.0	0.16	ug/L			04/12/16 16:57	1
Methylene Chloride	ND		1.0	0.44	ug/L			04/12/16 16:57	1
Styrene	ND		1.0	0.73	ug/L			04/12/16 16:57	1
Tetrachloroethene	ND		1.0	0.36	ug/L			04/12/16 16:57	1
Toluene	ND		1.0	0.51	ug/L			04/12/16 16:57	1
trans-1,2-Dichloroethene	ND		1.0	0.90	ug/L			04/12/16 16:57	1
trans-1,3-Dichloropropene	ND		1.0	0.37	ug/L			04/12/16 16:57	1
Trichloroethene	ND		1.0	0.46	ug/L			04/12/16 16:57	1
Trichlorofluoromethane	ND		1.0	0.88	ug/L			04/12/16 16:57	1
Vinyl chloride	ND		1.0	0.90	ug/L			04/12/16 16:57	1
Xylenes, Total	ND		2.0	0.66	ug/L			04/12/16 16:57	1

TestAmerica Buffalo

Client Sample Results

Client: AECOM, Inc.
Project/Site: Scott Aviation site

TestAmerica Job ID: 480-97612-1

Client Sample ID: MW-2

Date Collected: 04/04/16 12:40

Date Received: 04/05/16 15:58

Lab Sample ID: 480-97612-1

Matrix: Ground Water

<i>Surrogate</i>	<i>%Recovery</i>	<i>Qualifier</i>	<i>Limits</i>	<i>Prepared</i>	<i>Analyzed</i>	<i>Dil Fac</i>
1,2-Dichloroethane-d4 (Surr)	90		66 - 137		04/12/16 16:57	1
4-Bromofluorobenzene (Surr)	92		73 - 120		04/12/16 16:57	1
Toluene-d8 (Surr)	95		71 - 126		04/12/16 16:57	1

Client Sample Results

Client: AECOM, Inc.
Project/Site: Scott Aviation site

TestAmerica Job ID: 480-97612-1

Client Sample ID: MW-11

Date Collected: 04/04/16 13:35

Date Received: 04/05/16 15:58

Lab Sample ID: 480-97612-2

Matrix: Ground Water

Method: 8260C - Volatile Organic Compounds by GC/MS

Analyte	Result	Qualifier	RL	MDL	Unit	D	Prepared	Analyzed	Dil Fac
1,1,1-Trichloroethane	ND		1.0	0.82	ug/L			04/12/16 17:20	1
1,1,2,2-Tetrachloroethane	ND		1.0	0.21	ug/L			04/12/16 17:20	1
1,1,2-Trichloro-1,2,2-trifluoroethane	ND		1.0	0.31	ug/L			04/12/16 17:20	1
1,1,2-Trichloroethane	ND		1.0	0.23	ug/L			04/12/16 17:20	1
1,1-Dichloroethane	2.5		1.0	0.38	ug/L			04/12/16 17:20	1
1,1-Dichloroethene	ND		1.0	0.29	ug/L			04/12/16 17:20	1
1,2,4-Trichlorobenzene	ND		1.0	0.41	ug/L			04/12/16 17:20	1
1,2-Dibromo-3-Chloropropane	ND		1.0	0.39	ug/L			04/12/16 17:20	1
1,2-Dibromoethane	ND		1.0	0.73	ug/L			04/12/16 17:20	1
1,2-Dichlorobenzene	ND		1.0	0.79	ug/L			04/12/16 17:20	1
1,2-Dichloroethane	ND		1.0	0.21	ug/L			04/12/16 17:20	1
1,2-Dichloropropane	ND		1.0	0.72	ug/L			04/12/16 17:20	1
1,3-Dichlorobenzene	ND		1.0	0.78	ug/L			04/12/16 17:20	1
1,4-Dichlorobenzene	ND		1.0	0.84	ug/L			04/12/16 17:20	1
2-Butanone (MEK)	ND		10	1.3	ug/L			04/12/16 17:20	1
2-Hexanone	ND		5.0	1.2	ug/L			04/12/16 17:20	1
4-Methyl-2-pentanone (MIBK)	ND		5.0	2.1	ug/L			04/12/16 17:20	1
Acetone	ND		10	3.0	ug/L			04/12/16 17:20	1
Benzene	ND		1.0	0.41	ug/L			04/12/16 17:20	1
Bromodichloromethane	ND		1.0	0.39	ug/L			04/12/16 17:20	1
Bromoform	ND		1.0	0.26	ug/L			04/12/16 17:20	1
Bromomethane	ND		1.0	0.69	ug/L			04/12/16 17:20	1
Carbon disulfide	ND		1.0	0.19	ug/L			04/12/16 17:20	1
Carbon tetrachloride	ND		1.0	0.27	ug/L			04/12/16 17:20	1
Chlorobenzene	ND		1.0	0.75	ug/L			04/12/16 17:20	1
Chloroethane	ND		1.0	0.32	ug/L			04/12/16 17:20	1
Chloroform	ND		1.0	0.34	ug/L			04/12/16 17:20	1
Chloromethane	ND		1.0	0.35	ug/L			04/12/16 17:20	1
cis-1,2-Dichloroethene	7.5		1.0	0.81	ug/L			04/12/16 17:20	1
cis-1,3-Dichloropropene	ND		1.0	0.36	ug/L			04/12/16 17:20	1
Cyclohexane	ND		1.0	0.18	ug/L			04/12/16 17:20	1
Dibromochloromethane	ND		1.0	0.32	ug/L			04/12/16 17:20	1
Dichlorodifluoromethane	ND		1.0	0.68	ug/L			04/12/16 17:20	1
Ethylbenzene	ND		1.0	0.74	ug/L			04/12/16 17:20	1
Isopropylbenzene	ND		1.0	0.79	ug/L			04/12/16 17:20	1
Methyl acetate	ND		2.5	1.3	ug/L			04/12/16 17:20	1
Methyl tert-butyl ether	ND		1.0	0.16	ug/L			04/12/16 17:20	1
Methylcyclohexane	ND		1.0	0.16	ug/L			04/12/16 17:20	1
Methylene Chloride	ND		1.0	0.44	ug/L			04/12/16 17:20	1
Styrene	ND		1.0	0.73	ug/L			04/12/16 17:20	1
Tetrachloroethene	ND		1.0	0.36	ug/L			04/12/16 17:20	1
Toluene	ND		1.0	0.51	ug/L			04/12/16 17:20	1
trans-1,2-Dichloroethene	ND		1.0	0.90	ug/L			04/12/16 17:20	1
trans-1,3-Dichloropropene	ND		1.0	0.37	ug/L			04/12/16 17:20	1
Trichloroethene	ND		1.0	0.46	ug/L			04/12/16 17:20	1
Trichlorofluoromethane	ND		1.0	0.88	ug/L			04/12/16 17:20	1
Vinyl chloride	4.1		1.0	0.90	ug/L			04/12/16 17:20	1
Xylenes, Total	ND		2.0	0.66	ug/L			04/12/16 17:20	1

TestAmerica Buffalo

Client Sample Results

Client: AECOM, Inc.
Project/Site: Scott Aviation site

TestAmerica Job ID: 480-97612-1

Client Sample ID: MW-11

Date Collected: 04/04/16 13:35

Date Received: 04/05/16 15:58

Lab Sample ID: 480-97612-2

Matrix: Ground Water

<i>Surrogate</i>	<i>%Recovery</i>	<i>Qualifier</i>	<i>Limits</i>	<i>Prepared</i>	<i>Analyzed</i>	<i>Dil Fac</i>
1,2-Dichloroethane-d4 (Surr)	88		66 - 137		04/12/16 17:20	1
4-Bromofluorobenzene (Surr)	95		73 - 120		04/12/16 17:20	1
Toluene-d8 (Surr)	95		71 - 126		04/12/16 17:20	1

Client Sample Results

Client: AECOM, Inc.
Project/Site: Scott Aviation site

TestAmerica Job ID: 480-97612-1

Client Sample ID: MW-10

Date Collected: 04/04/16 14:15

Date Received: 04/05/16 15:58

Lab Sample ID: 480-97612-3

Matrix: Ground Water

Method: 8260C - Volatile Organic Compounds by GC/MS

Analyte	Result	Qualifier	RL	MDL	Unit	D	Prepared	Analyzed	Dil Fac
1,1,1-Trichloroethane	ND		1.0	0.82	ug/L			04/12/16 17:42	1
1,1,2,2-Tetrachloroethane	ND		1.0	0.21	ug/L			04/12/16 17:42	1
1,1,2-Trichloro-1,2,2-trifluoroethane	ND		1.0	0.31	ug/L			04/12/16 17:42	1
1,1,2-Trichloroethane	ND		1.0	0.23	ug/L			04/12/16 17:42	1
1,1-Dichloroethane	ND		1.0	0.38	ug/L			04/12/16 17:42	1
1,1-Dichloroethene	ND		1.0	0.29	ug/L			04/12/16 17:42	1
1,2,4-Trichlorobenzene	ND		1.0	0.41	ug/L			04/12/16 17:42	1
1,2-Dibromo-3-Chloropropane	ND		1.0	0.39	ug/L			04/12/16 17:42	1
1,2-Dibromoethane	ND		1.0	0.73	ug/L			04/12/16 17:42	1
1,2-Dichlorobenzene	ND		1.0	0.79	ug/L			04/12/16 17:42	1
1,2-Dichloroethane	ND		1.0	0.21	ug/L			04/12/16 17:42	1
1,2-Dichloropropane	ND		1.0	0.72	ug/L			04/12/16 17:42	1
1,3-Dichlorobenzene	ND		1.0	0.78	ug/L			04/12/16 17:42	1
1,4-Dichlorobenzene	ND		1.0	0.84	ug/L			04/12/16 17:42	1
2-Butanone (MEK)	ND		10	1.3	ug/L			04/12/16 17:42	1
2-Hexanone	ND		5.0	1.2	ug/L			04/12/16 17:42	1
4-Methyl-2-pentanone (MIBK)	ND		5.0	2.1	ug/L			04/12/16 17:42	1
Acetone	ND		10	3.0	ug/L			04/12/16 17:42	1
Benzene	ND		1.0	0.41	ug/L			04/12/16 17:42	1
Bromodichloromethane	ND		1.0	0.39	ug/L			04/12/16 17:42	1
Bromoform	ND		1.0	0.26	ug/L			04/12/16 17:42	1
Bromomethane	ND		1.0	0.69	ug/L			04/12/16 17:42	1
Carbon disulfide	ND		1.0	0.19	ug/L			04/12/16 17:42	1
Carbon tetrachloride	ND		1.0	0.27	ug/L			04/12/16 17:42	1
Chlorobenzene	ND		1.0	0.75	ug/L			04/12/16 17:42	1
Chloroethane	ND		1.0	0.32	ug/L			04/12/16 17:42	1
Chloroform	ND		1.0	0.34	ug/L			04/12/16 17:42	1
Chloromethane	ND		1.0	0.35	ug/L			04/12/16 17:42	1
cis-1,2-Dichloroethene	ND		1.0	0.81	ug/L			04/12/16 17:42	1
cis-1,3-Dichloropropene	ND		1.0	0.36	ug/L			04/12/16 17:42	1
Cyclohexane	ND		1.0	0.18	ug/L			04/12/16 17:42	1
Dibromochloromethane	ND		1.0	0.32	ug/L			04/12/16 17:42	1
Dichlorodifluoromethane	ND		1.0	0.68	ug/L			04/12/16 17:42	1
Ethylbenzene	ND		1.0	0.74	ug/L			04/12/16 17:42	1
Isopropylbenzene	ND		1.0	0.79	ug/L			04/12/16 17:42	1
Methyl acetate	ND		2.5	1.3	ug/L			04/12/16 17:42	1
Methyl tert-butyl ether	ND		1.0	0.16	ug/L			04/12/16 17:42	1
Methylcyclohexane	ND		1.0	0.16	ug/L			04/12/16 17:42	1
Methylene Chloride	ND		1.0	0.44	ug/L			04/12/16 17:42	1
Styrene	ND		1.0	0.73	ug/L			04/12/16 17:42	1
Tetrachloroethene	ND		1.0	0.36	ug/L			04/12/16 17:42	1
Toluene	ND		1.0	0.51	ug/L			04/12/16 17:42	1
trans-1,2-Dichloroethene	ND		1.0	0.90	ug/L			04/12/16 17:42	1
trans-1,3-Dichloropropene	ND		1.0	0.37	ug/L			04/12/16 17:42	1
Trichloroethene	ND		1.0	0.46	ug/L			04/12/16 17:42	1
Trichlorofluoromethane	ND		1.0	0.88	ug/L			04/12/16 17:42	1
Vinyl chloride	ND		1.0	0.90	ug/L			04/12/16 17:42	1
Xylenes, Total	ND		2.0	0.66	ug/L			04/12/16 17:42	1

TestAmerica Buffalo

Client Sample Results

Client: AECOM, Inc.
Project/Site: Scott Aviation site

TestAmerica Job ID: 480-97612-1

Client Sample ID: MW-10

Date Collected: 04/04/16 14:15

Date Received: 04/05/16 15:58

Lab Sample ID: 480-97612-3

Matrix: Ground Water

<i>Surrogate</i>	<i>%Recovery</i>	<i>Qualifier</i>	<i>Limits</i>	<i>Prepared</i>	<i>Analyzed</i>	<i>Dil Fac</i>
1,2-Dichloroethane-d4 (Surr)	88		66 - 137		04/12/16 17:42	1
4-Bromofluorobenzene (Surr)	91		73 - 120		04/12/16 17:42	1
Toluene-d8 (Surr)	94		71 - 126		04/12/16 17:42	1

Client Sample Results

Client: AECOM, Inc.
Project/Site: Scott Aviation site

TestAmerica Job ID: 480-97612-1

Client Sample ID: MW-6

Date Collected: 04/04/16 14:50

Date Received: 04/05/16 15:58

Lab Sample ID: 480-97612-4

Matrix: Ground Water

Method: 8260C - Volatile Organic Compounds by GC/MS

Analyte	Result	Qualifier	RL	MDL	Unit	D	Prepared	Analyzed	Dil Fac
1,1,1-Trichloroethane	ND		1.0	0.82	ug/L			04/12/16 18:05	1
1,1,2,2-Tetrachloroethane	ND		1.0	0.21	ug/L			04/12/16 18:05	1
1,1,2-Trichloro-1,2,2-trifluoroethane	ND		1.0	0.31	ug/L			04/12/16 18:05	1
1,1,2-Trichloroethane	ND		1.0	0.23	ug/L			04/12/16 18:05	1
1,1-Dichloroethane	ND		1.0	0.38	ug/L			04/12/16 18:05	1
1,1-Dichloroethene	ND		1.0	0.29	ug/L			04/12/16 18:05	1
1,2,4-Trichlorobenzene	ND		1.0	0.41	ug/L			04/12/16 18:05	1
1,2-Dibromo-3-Chloropropane	ND		1.0	0.39	ug/L			04/12/16 18:05	1
1,2-Dibromoethane	ND		1.0	0.73	ug/L			04/12/16 18:05	1
1,2-Dichlorobenzene	ND		1.0	0.79	ug/L			04/12/16 18:05	1
1,2-Dichloroethane	ND		1.0	0.21	ug/L			04/12/16 18:05	1
1,2-Dichloropropane	ND		1.0	0.72	ug/L			04/12/16 18:05	1
1,3-Dichlorobenzene	ND		1.0	0.78	ug/L			04/12/16 18:05	1
1,4-Dichlorobenzene	ND		1.0	0.84	ug/L			04/12/16 18:05	1
2-Butanone (MEK)	ND		10	1.3	ug/L			04/12/16 18:05	1
2-Hexanone	ND		5.0	1.2	ug/L			04/12/16 18:05	1
4-Methyl-2-pentanone (MIBK)	ND		5.0	2.1	ug/L			04/12/16 18:05	1
Acetone	ND		10	3.0	ug/L			04/12/16 18:05	1
Benzene	ND		1.0	0.41	ug/L			04/12/16 18:05	1
Bromodichloromethane	ND		1.0	0.39	ug/L			04/12/16 18:05	1
Bromoform	ND		1.0	0.26	ug/L			04/12/16 18:05	1
Bromomethane	ND		1.0	0.69	ug/L			04/12/16 18:05	1
Carbon disulfide	ND		1.0	0.19	ug/L			04/12/16 18:05	1
Carbon tetrachloride	ND		1.0	0.27	ug/L			04/12/16 18:05	1
Chlorobenzene	ND		1.0	0.75	ug/L			04/12/16 18:05	1
Chloroethane	ND		1.0	0.32	ug/L			04/12/16 18:05	1
Chloroform	ND		1.0	0.34	ug/L			04/12/16 18:05	1
Chloromethane	ND		1.0	0.35	ug/L			04/12/16 18:05	1
cis-1,2-Dichloroethene	ND		1.0	0.81	ug/L			04/12/16 18:05	1
cis-1,3-Dichloropropene	ND		1.0	0.36	ug/L			04/12/16 18:05	1
Cyclohexane	ND		1.0	0.18	ug/L			04/12/16 18:05	1
Dibromochloromethane	ND		1.0	0.32	ug/L			04/12/16 18:05	1
Dichlorodifluoromethane	ND		1.0	0.68	ug/L			04/12/16 18:05	1
Ethylbenzene	ND		1.0	0.74	ug/L			04/12/16 18:05	1
Isopropylbenzene	ND		1.0	0.79	ug/L			04/12/16 18:05	1
Methyl acetate	ND		2.5	1.3	ug/L			04/12/16 18:05	1
Methyl tert-butyl ether	ND		1.0	0.16	ug/L			04/12/16 18:05	1
Methylcyclohexane	ND		1.0	0.16	ug/L			04/12/16 18:05	1
Methylene Chloride	ND		1.0	0.44	ug/L			04/12/16 18:05	1
Styrene	ND		1.0	0.73	ug/L			04/12/16 18:05	1
Tetrachloroethene	ND		1.0	0.36	ug/L			04/12/16 18:05	1
Toluene	ND		1.0	0.51	ug/L			04/12/16 18:05	1
trans-1,2-Dichloroethene	ND		1.0	0.90	ug/L			04/12/16 18:05	1
trans-1,3-Dichloropropene	ND		1.0	0.37	ug/L			04/12/16 18:05	1
Trichloroethene	ND		1.0	0.46	ug/L			04/12/16 18:05	1
Trichlorofluoromethane	ND		1.0	0.88	ug/L			04/12/16 18:05	1
Vinyl chloride	ND		1.0	0.90	ug/L			04/12/16 18:05	1
Xylenes, Total	ND		2.0	0.66	ug/L			04/12/16 18:05	1

TestAmerica Buffalo

Client Sample Results

Client: AECOM, Inc.
Project/Site: Scott Aviation site

TestAmerica Job ID: 480-97612-1

Client Sample ID: MW-6

Date Collected: 04/04/16 14:50

Date Received: 04/05/16 15:58

Lab Sample ID: 480-97612-4

Matrix: Ground Water

<i>Surrogate</i>	<i>%Recovery</i>	<i>Qualifier</i>	<i>Limits</i>	<i>Prepared</i>	<i>Analyzed</i>	<i>Dil Fac</i>
1,2-Dichloroethane-d4 (Surr)	85		66 - 137		04/12/16 18:05	1
4-Bromofluorobenzene (Surr)	93		73 - 120		04/12/16 18:05	1
Toluene-d8 (Surr)	94		71 - 126		04/12/16 18:05	1

Client Sample Results

Client: AECOM, Inc.
Project/Site: Scott Aviation site

TestAmerica Job ID: 480-97612-1

Client Sample ID: MW-12

Date Collected: 04/05/16 10:15

Date Received: 04/05/16 15:58

Lab Sample ID: 480-97612-5

Matrix: Ground Water

Method: 8260C - Volatile Organic Compounds by GC/MS

Analyte	Result	Qualifier	RL	MDL	Unit	D	Prepared	Analyzed	Dil Fac
1,1,1-Trichloroethane	ND		5.0	4.1	ug/L			04/13/16 01:52	5
1,1,2,2-Tetrachloroethane	ND		5.0	1.1	ug/L			04/13/16 01:52	5
1,1,2-Trichloro-1,2,2-trifluoroethane	ND		5.0	1.6	ug/L			04/13/16 01:52	5
1,1,2-Trichloroethane	ND		5.0	1.2	ug/L			04/13/16 01:52	5
1,1-Dichloroethane	ND		5.0	1.9	ug/L			04/13/16 01:52	5
1,1-Dichloroethene	ND		5.0	1.5	ug/L			04/13/16 01:52	5
1,2,4-Trichlorobenzene	ND		5.0	2.1	ug/L			04/13/16 01:52	5
1,2-Dibromo-3-Chloropropane	ND		5.0	2.0	ug/L			04/13/16 01:52	5
1,2-Dibromoethane	ND		5.0	3.7	ug/L			04/13/16 01:52	5
1,2-Dichlorobenzene	ND		5.0	4.0	ug/L			04/13/16 01:52	5
1,2-Dichloroethane	ND		5.0	1.1	ug/L			04/13/16 01:52	5
1,2-Dichloropropane	ND		5.0	3.6	ug/L			04/13/16 01:52	5
1,3-Dichlorobenzene	ND		5.0	3.9	ug/L			04/13/16 01:52	5
1,4-Dichlorobenzene	ND		5.0	4.2	ug/L			04/13/16 01:52	5
2-Butanone (MEK)	ND		50	6.6	ug/L			04/13/16 01:52	5
2-Hexanone	ND		25	6.2	ug/L			04/13/16 01:52	5
4-Methyl-2-pentanone (MIBK)	ND		25	11	ug/L			04/13/16 01:52	5
Acetone	ND		50	15	ug/L			04/13/16 01:52	5
Benzene	ND		5.0	2.1	ug/L			04/13/16 01:52	5
Bromodichloromethane	ND		5.0	2.0	ug/L			04/13/16 01:52	5
Bromoform	ND		5.0	1.3	ug/L			04/13/16 01:52	5
Bromomethane	ND		5.0	3.5	ug/L			04/13/16 01:52	5
Carbon disulfide	ND		5.0	0.95	ug/L			04/13/16 01:52	5
Carbon tetrachloride	ND		5.0	1.4	ug/L			04/13/16 01:52	5
Chlorobenzene	ND		5.0	3.8	ug/L			04/13/16 01:52	5
Chloroethane	6.8		5.0	1.6	ug/L			04/13/16 01:52	5
Chloroform	ND		5.0	1.7	ug/L			04/13/16 01:52	5
Chloromethane	ND		5.0	1.8	ug/L			04/13/16 01:52	5
cis-1,2-Dichloroethene	ND		5.0	4.1	ug/L			04/13/16 01:52	5
cis-1,3-Dichloropropene	ND		5.0	1.8	ug/L			04/13/16 01:52	5
Cyclohexane	ND		5.0	0.90	ug/L			04/13/16 01:52	5
Dibromochloromethane	ND		5.0	1.6	ug/L			04/13/16 01:52	5
Dichlorodifluoromethane	ND		5.0	3.4	ug/L			04/13/16 01:52	5
Ethylbenzene	ND		5.0	3.7	ug/L			04/13/16 01:52	5
Isopropylbenzene	ND		5.0	4.0	ug/L			04/13/16 01:52	5
Methyl acetate	ND		13	6.5	ug/L			04/13/16 01:52	5
Methyl tert-butyl ether	ND		5.0	0.80	ug/L			04/13/16 01:52	5
Methylcyclohexane	ND		5.0	0.80	ug/L			04/13/16 01:52	5
Methylene Chloride	ND		5.0	2.2	ug/L			04/13/16 01:52	5
Styrene	ND		5.0	3.7	ug/L			04/13/16 01:52	5
Tetrachloroethene	ND		5.0	1.8	ug/L			04/13/16 01:52	5
Toluene	ND		5.0	2.6	ug/L			04/13/16 01:52	5
trans-1,2-Dichloroethene	ND		5.0	4.5	ug/L			04/13/16 01:52	5
trans-1,3-Dichloropropene	ND		5.0	1.9	ug/L			04/13/16 01:52	5
Trichloroethene	ND		5.0	2.3	ug/L			04/13/16 01:52	5
Trichlorofluoromethane	ND		5.0	4.4	ug/L			04/13/16 01:52	5
Vinyl chloride	ND		5.0	4.5	ug/L			04/13/16 01:52	5
Xylenes, Total	ND		10	3.3	ug/L			04/13/16 01:52	5

TestAmerica Buffalo

Client Sample Results

Client: AECOM, Inc.
Project/Site: Scott Aviation site

TestAmerica Job ID: 480-97612-1

Client Sample ID: MW-12

Date Collected: 04/05/16 10:15

Date Received: 04/05/16 15:58

Lab Sample ID: 480-97612-5

Matrix: Ground Water

<i>Surrogate</i>	<i>%Recovery</i>	<i>Qualifier</i>	<i>Limits</i>	<i>Prepared</i>	<i>Analyzed</i>	<i>Dil Fac</i>
1,2-Dichloroethane-d4 (Surr)	91		66 - 137		04/13/16 01:52	5
4-Bromofluorobenzene (Surr)	92		73 - 120		04/13/16 01:52	5
Toluene-d8 (Surr)	95		71 - 126		04/13/16 01:52	5

Client Sample Results

Client: AECOM, Inc.
Project/Site: Scott Aviation site

TestAmerica Job ID: 480-97612-1

Client Sample ID: Duplicate

Date Collected: 04/04/16 07:00

Date Received: 04/05/16 15:58

Lab Sample ID: 480-97612-6

Matrix: Water

Method: 8260C - Volatile Organic Compounds by GC/MS

Analyte	Result	Qualifier	RL	MDL	Unit	D	Prepared	Analyzed	Dil Fac
1,1,1-Trichloroethane	ND		1.0	0.82	ug/L			04/13/16 14:20	1
1,1,2,2-Tetrachloroethane	ND		1.0	0.21	ug/L			04/13/16 14:20	1
1,1,2-Trichloro-1,2,2-trifluoroethane	ND		1.0	0.31	ug/L			04/13/16 14:20	1
1,1,2-Trichloroethane	ND		1.0	0.23	ug/L			04/13/16 14:20	1
1,1-Dichloroethane	ND		1.0	0.38	ug/L			04/13/16 14:20	1
1,1-Dichloroethene	ND		1.0	0.29	ug/L			04/13/16 14:20	1
1,2,4-Trichlorobenzene	ND		1.0	0.41	ug/L			04/13/16 14:20	1
1,2-Dibromo-3-Chloropropane	ND		1.0	0.39	ug/L			04/13/16 14:20	1
1,2-Dibromoethane	ND		1.0	0.73	ug/L			04/13/16 14:20	1
1,2-Dichlorobenzene	ND		1.0	0.79	ug/L			04/13/16 14:20	1
1,2-Dichloroethane	ND		1.0	0.21	ug/L			04/13/16 14:20	1
1,2-Dichloropropane	ND		1.0	0.72	ug/L			04/13/16 14:20	1
1,3-Dichlorobenzene	ND		1.0	0.78	ug/L			04/13/16 14:20	1
1,4-Dichlorobenzene	ND		1.0	0.84	ug/L			04/13/16 14:20	1
2-Butanone (MEK)	ND		10	1.3	ug/L			04/13/16 14:20	1
2-Hexanone	ND		5.0	1.2	ug/L			04/13/16 14:20	1
4-Methyl-2-pentanone (MIBK)	ND		5.0	2.1	ug/L			04/13/16 14:20	1
Acetone	ND		10	3.0	ug/L			04/13/16 14:20	1
Benzene	ND		1.0	0.41	ug/L			04/13/16 14:20	1
Bromodichloromethane	ND		1.0	0.39	ug/L			04/13/16 14:20	1
Bromoform	ND		1.0	0.26	ug/L			04/13/16 14:20	1
Bromomethane	ND		1.0	0.69	ug/L			04/13/16 14:20	1
Carbon disulfide	ND		1.0	0.19	ug/L			04/13/16 14:20	1
Carbon tetrachloride	ND		1.0	0.27	ug/L			04/13/16 14:20	1
Chlorobenzene	ND		1.0	0.75	ug/L			04/13/16 14:20	1
Chloroethane	ND		1.0	0.32	ug/L			04/13/16 14:20	1
Chloroform	ND		1.0	0.34	ug/L			04/13/16 14:20	1
Chloromethane	ND		1.0	0.35	ug/L			04/13/16 14:20	1
cis-1,2-Dichloroethene	ND		1.0	0.81	ug/L			04/13/16 14:20	1
cis-1,3-Dichloropropene	ND		1.0	0.36	ug/L			04/13/16 14:20	1
Cyclohexane	ND		1.0	0.18	ug/L			04/13/16 14:20	1
Dibromochloromethane	ND		1.0	0.32	ug/L			04/13/16 14:20	1
Dichlorodifluoromethane	ND *		1.0	0.68	ug/L			04/13/16 14:20	1
Ethylbenzene	ND		1.0	0.74	ug/L			04/13/16 14:20	1
Isopropylbenzene	ND		1.0	0.79	ug/L			04/13/16 14:20	1
Methyl acetate	ND		2.5	1.3	ug/L			04/13/16 14:20	1
Methyl tert-butyl ether	ND		1.0	0.16	ug/L			04/13/16 14:20	1
Methylcyclohexane	ND		1.0	0.16	ug/L			04/13/16 14:20	1
Methylene Chloride	ND		1.0	0.44	ug/L			04/13/16 14:20	1
Styrene	ND		1.0	0.73	ug/L			04/13/16 14:20	1
Tetrachloroethene	ND		1.0	0.36	ug/L			04/13/16 14:20	1
Toluene	ND		1.0	0.51	ug/L			04/13/16 14:20	1
trans-1,2-Dichloroethene	ND		1.0	0.90	ug/L			04/13/16 14:20	1
trans-1,3-Dichloropropene	ND		1.0	0.37	ug/L			04/13/16 14:20	1
Trichloroethene	ND		1.0	0.46	ug/L			04/13/16 14:20	1
Trichlorofluoromethane	ND		1.0	0.88	ug/L			04/13/16 14:20	1
Vinyl chloride	ND		1.0	0.90	ug/L			04/13/16 14:20	1
Xylenes, Total	ND		2.0	0.66	ug/L			04/13/16 14:20	1

TestAmerica Buffalo

Client Sample Results

Client: AECOM, Inc.
Project/Site: Scott Aviation site

TestAmerica Job ID: 480-97612-1

Client Sample ID: Duplicate

Date Collected: 04/04/16 07:00

Date Received: 04/05/16 15:58

Lab Sample ID: 480-97612-6

Matrix: Water

<i>Surrogate</i>	<i>%Recovery</i>	<i>Qualifier</i>	<i>Limits</i>	<i>Prepared</i>	<i>Analyzed</i>	<i>Dil Fac</i>
1,2-Dichloroethane-d4 (Surr)	114		66 - 137		04/13/16 14:20	1
4-Bromofluorobenzene (Surr)	100		73 - 120		04/13/16 14:20	1
Toluene-d8 (Surr)	102		71 - 126		04/13/16 14:20	1

Client Sample Results

Client: AECOM, Inc.
Project/Site: Scott Aviation site

TestAmerica Job ID: 480-97612-1

Client Sample ID: Rinse
Date Collected: 04/04/16 09:00
Date Received: 04/05/16 15:58

Lab Sample ID: 480-97612-7
Matrix: Water

Method: 8260C - Volatile Organic Compounds by GC/MS

Analyte	Result	Qualifier	RL	MDL	Unit	D	Prepared	Analyzed	Dil Fac
1,1,1-Trichloroethane	ND		1.0	0.82	ug/L			04/13/16 02:38	1
1,1,2,2-Tetrachloroethane	ND		1.0	0.21	ug/L			04/13/16 02:38	1
1,1,2-Trichloro-1,2,2-trifluoroethane	ND		1.0	0.31	ug/L			04/13/16 02:38	1
1,1,2-Trichloroethane	ND		1.0	0.23	ug/L			04/13/16 02:38	1
1,1-Dichloroethane	ND		1.0	0.38	ug/L			04/13/16 02:38	1
1,1-Dichloroethene	ND		1.0	0.29	ug/L			04/13/16 02:38	1
1,2,4-Trichlorobenzene	ND		1.0	0.41	ug/L			04/13/16 02:38	1
1,2-Dibromo-3-Chloropropane	ND		1.0	0.39	ug/L			04/13/16 02:38	1
1,2-Dibromoethane	ND		1.0	0.73	ug/L			04/13/16 02:38	1
1,2-Dichlorobenzene	ND		1.0	0.79	ug/L			04/13/16 02:38	1
1,2-Dichloroethane	ND		1.0	0.21	ug/L			04/13/16 02:38	1
1,2-Dichloropropane	ND		1.0	0.72	ug/L			04/13/16 02:38	1
1,3-Dichlorobenzene	ND		1.0	0.78	ug/L			04/13/16 02:38	1
1,4-Dichlorobenzene	ND		1.0	0.84	ug/L			04/13/16 02:38	1
2-Butanone (MEK)	ND		10	1.3	ug/L			04/13/16 02:38	1
2-Hexanone	ND		5.0	1.2	ug/L			04/13/16 02:38	1
4-Methyl-2-pentanone (MIBK)	ND		5.0	2.1	ug/L			04/13/16 02:38	1
Acetone	ND		10	3.0	ug/L			04/13/16 02:38	1
Benzene	ND		1.0	0.41	ug/L			04/13/16 02:38	1
Bromodichloromethane	ND		1.0	0.39	ug/L			04/13/16 02:38	1
Bromoform	ND		1.0	0.26	ug/L			04/13/16 02:38	1
Bromomethane	ND		1.0	0.69	ug/L			04/13/16 02:38	1
Carbon disulfide	ND		1.0	0.19	ug/L			04/13/16 02:38	1
Carbon tetrachloride	ND		1.0	0.27	ug/L			04/13/16 02:38	1
Chlorobenzene	ND		1.0	0.75	ug/L			04/13/16 02:38	1
Chloroethane	ND		1.0	0.32	ug/L			04/13/16 02:38	1
Chloroform	ND		1.0	0.34	ug/L			04/13/16 02:38	1
Chloromethane	ND		1.0	0.35	ug/L			04/13/16 02:38	1
cis-1,2-Dichloroethene	ND		1.0	0.81	ug/L			04/13/16 02:38	1
cis-1,3-Dichloropropene	ND		1.0	0.36	ug/L			04/13/16 02:38	1
Cyclohexane	ND		1.0	0.18	ug/L			04/13/16 02:38	1
Dibromochloromethane	ND		1.0	0.32	ug/L			04/13/16 02:38	1
Dichlorodifluoromethane	ND		1.0	0.68	ug/L			04/13/16 02:38	1
Ethylbenzene	ND		1.0	0.74	ug/L			04/13/16 02:38	1
Isopropylbenzene	ND		1.0	0.79	ug/L			04/13/16 02:38	1
Methyl acetate	ND		2.5	1.3	ug/L			04/13/16 02:38	1
Methyl tert-butyl ether	ND		1.0	0.16	ug/L			04/13/16 02:38	1
Methylcyclohexane	ND		1.0	0.16	ug/L			04/13/16 02:38	1
Methylene Chloride	ND		1.0	0.44	ug/L			04/13/16 02:38	1
Styrene	ND		1.0	0.73	ug/L			04/13/16 02:38	1
Tetrachloroethene	ND		1.0	0.36	ug/L			04/13/16 02:38	1
Toluene	ND		1.0	0.51	ug/L			04/13/16 02:38	1
trans-1,2-Dichloroethene	ND		1.0	0.90	ug/L			04/13/16 02:38	1
trans-1,3-Dichloropropene	ND		1.0	0.37	ug/L			04/13/16 02:38	1
Trichloroethene	ND		1.0	0.46	ug/L			04/13/16 02:38	1
Trichlorofluoromethane	ND		1.0	0.88	ug/L			04/13/16 02:38	1
Vinyl chloride	ND		1.0	0.90	ug/L			04/13/16 02:38	1
Xylenes, Total	ND		2.0	0.66	ug/L			04/13/16 02:38	1

TestAmerica Buffalo

Client Sample Results

Client: AECOM, Inc.
Project/Site: Scott Aviation site

TestAmerica Job ID: 480-97612-1

Client Sample ID: Rinse

Date Collected: 04/04/16 09:00

Date Received: 04/05/16 15:58

Lab Sample ID: 480-97612-7

Matrix: Water

<i>Surrogate</i>	<i>%Recovery</i>	<i>Qualifier</i>	<i>Limits</i>	<i>Prepared</i>	<i>Analyzed</i>	<i>Dil Fac</i>
1,2-Dichloroethane-d4 (Surr)	90		66 - 137		04/13/16 02:38	1
4-Bromofluorobenzene (Surr)	94		73 - 120		04/13/16 02:38	1
Toluene-d8 (Surr)	96		71 - 126		04/13/16 02:38	1

Client Sample Results

Client: AECOM, Inc.
Project/Site: Scott Aviation site

TestAmerica Job ID: 480-97612-1

Client Sample ID: GWCT

Date Collected: 04/04/16 08:00

Date Received: 04/05/16 15:58

Lab Sample ID: 480-97612-8

Matrix: Water

Method: 8260C - Volatile Organic Compounds by GC/MS

Analyte	Result	Qualifier	RL	MDL	Unit	D	Prepared	Analyzed	Dil Fac
1,1,1-Trichloroethane	ND		1.0	0.82	ug/L			04/13/16 03:00	1
1,1,2,2-Tetrachloroethane	ND		1.0	0.21	ug/L			04/13/16 03:00	1
1,1,2-Trichloro-1,2,2-trifluoroethane	ND		1.0	0.31	ug/L			04/13/16 03:00	1
1,1,2-Trichloroethane	ND		1.0	0.23	ug/L			04/13/16 03:00	1
1,1-Dichloroethane	0.40	J	1.0	0.38	ug/L			04/13/16 03:00	1
1,1-Dichloroethene	ND		1.0	0.29	ug/L			04/13/16 03:00	1
1,2,4-Trichlorobenzene	ND		1.0	0.41	ug/L			04/13/16 03:00	1
1,2-Dibromo-3-Chloropropane	ND		1.0	0.39	ug/L			04/13/16 03:00	1
1,2-Dibromoethane	ND		1.0	0.73	ug/L			04/13/16 03:00	1
1,2-Dichlorobenzene	ND		1.0	0.79	ug/L			04/13/16 03:00	1
1,2-Dichloroethane	ND		1.0	0.21	ug/L			04/13/16 03:00	1
1,2-Dichloropropane	ND		1.0	0.72	ug/L			04/13/16 03:00	1
1,3-Dichlorobenzene	ND		1.0	0.78	ug/L			04/13/16 03:00	1
1,4-Dichlorobenzene	ND		1.0	0.84	ug/L			04/13/16 03:00	1
2-Butanone (MEK)	ND		10	1.3	ug/L			04/13/16 03:00	1
2-Hexanone	ND		5.0	1.2	ug/L			04/13/16 03:00	1
4-Methyl-2-pentanone (MIBK)	ND		5.0	2.1	ug/L			04/13/16 03:00	1
Acetone	ND		10	3.0	ug/L			04/13/16 03:00	1
Benzene	ND		1.0	0.41	ug/L			04/13/16 03:00	1
Bromodichloromethane	ND		1.0	0.39	ug/L			04/13/16 03:00	1
Bromoform	ND		1.0	0.26	ug/L			04/13/16 03:00	1
Bromomethane	ND		1.0	0.69	ug/L			04/13/16 03:00	1
Carbon disulfide	ND		1.0	0.19	ug/L			04/13/16 03:00	1
Carbon tetrachloride	ND		1.0	0.27	ug/L			04/13/16 03:00	1
Chlorobenzene	ND		1.0	0.75	ug/L			04/13/16 03:00	1
Chloroethane	44		1.0	0.32	ug/L			04/13/16 03:00	1
Chloroform	ND		1.0	0.34	ug/L			04/13/16 03:00	1
Chloromethane	ND		1.0	0.35	ug/L			04/13/16 03:00	1
cis-1,2-Dichloroethene	ND		1.0	0.81	ug/L			04/13/16 03:00	1
cis-1,3-Dichloropropene	ND		1.0	0.36	ug/L			04/13/16 03:00	1
Cyclohexane	ND		1.0	0.18	ug/L			04/13/16 03:00	1
Dibromochloromethane	ND		1.0	0.32	ug/L			04/13/16 03:00	1
Dichlorodifluoromethane	ND		1.0	0.68	ug/L			04/13/16 03:00	1
Ethylbenzene	ND		1.0	0.74	ug/L			04/13/16 03:00	1
Isopropylbenzene	ND		1.0	0.79	ug/L			04/13/16 03:00	1
Methyl acetate	ND		2.5	1.3	ug/L			04/13/16 03:00	1
Methyl tert-butyl ether	ND		1.0	0.16	ug/L			04/13/16 03:00	1
Methylcyclohexane	ND		1.0	0.16	ug/L			04/13/16 03:00	1
Methylene Chloride	ND		1.0	0.44	ug/L			04/13/16 03:00	1
Styrene	ND		1.0	0.73	ug/L			04/13/16 03:00	1
Tetrachloroethene	ND		1.0	0.36	ug/L			04/13/16 03:00	1
Toluene	ND		1.0	0.51	ug/L			04/13/16 03:00	1
trans-1,2-Dichloroethene	ND		1.0	0.90	ug/L			04/13/16 03:00	1
trans-1,3-Dichloropropene	ND		1.0	0.37	ug/L			04/13/16 03:00	1
Trichloroethene	ND		1.0	0.46	ug/L			04/13/16 03:00	1
Trichlorofluoromethane	ND		1.0	0.88	ug/L			04/13/16 03:00	1
Vinyl chloride	ND		1.0	0.90	ug/L			04/13/16 03:00	1
Xylenes, Total	ND		2.0	0.66	ug/L			04/13/16 03:00	1

TestAmerica Buffalo

Client Sample Results

Client: AECOM, Inc.
Project/Site: Scott Aviation site

TestAmerica Job ID: 480-97612-1

Client Sample ID: GWCT

Date Collected: 04/04/16 08:00

Date Received: 04/05/16 15:58

Lab Sample ID: 480-97612-8

Matrix: Water

<i>Surrogate</i>	<i>%Recovery</i>	<i>Qualifier</i>	<i>Limits</i>	<i>Prepared</i>	<i>Analyzed</i>	<i>Dil Fac</i>
1,2-Dichloroethane-d4 (Surr)	92		66 - 137		04/13/16 03:00	1
4-Bromofluorobenzene (Surr)	92		73 - 120		04/13/16 03:00	1
Toluene-d8 (Surr)	91		71 - 126		04/13/16 03:00	1

Client Sample Results

Client: AECOM, Inc.
Project/Site: Scott Aviation site

TestAmerica Job ID: 480-97612-1

Client Sample ID: MW-14S

Date Collected: 04/05/16 10:45

Date Received: 04/05/16 15:58

Lab Sample ID: 480-97612-9

Matrix: Ground Water

Method: 8260C - Volatile Organic Compounds by GC/MS

Analyte	Result	Qualifier	RL	MDL	Unit	D	Prepared	Analyzed	Dil Fac
1,1,1-Trichloroethane	ND		1.0	0.82	ug/L			04/13/16 03:23	1
1,1,2,2-Tetrachloroethane	ND		1.0	0.21	ug/L			04/13/16 03:23	1
1,1,2-Trichloro-1,2,2-trifluoroethane	ND		1.0	0.31	ug/L			04/13/16 03:23	1
1,1,2-Trichloroethane	ND		1.0	0.23	ug/L			04/13/16 03:23	1
1,1-Dichloroethane	4.4		1.0	0.38	ug/L			04/13/16 03:23	1
1,1-Dichloroethene	ND		1.0	0.29	ug/L			04/13/16 03:23	1
1,2,4-Trichlorobenzene	ND		1.0	0.41	ug/L			04/13/16 03:23	1
1,2-Dibromo-3-Chloropropane	ND		1.0	0.39	ug/L			04/13/16 03:23	1
1,2-Dibromoethane	ND		1.0	0.73	ug/L			04/13/16 03:23	1
1,2-Dichlorobenzene	ND		1.0	0.79	ug/L			04/13/16 03:23	1
1,2-Dichloroethane	0.43	J	1.0	0.21	ug/L			04/13/16 03:23	1
1,2-Dichloropropane	ND		1.0	0.72	ug/L			04/13/16 03:23	1
1,3-Dichlorobenzene	ND		1.0	0.78	ug/L			04/13/16 03:23	1
1,4-Dichlorobenzene	ND		1.0	0.84	ug/L			04/13/16 03:23	1
2-Butanone (MEK)	ND		10	1.3	ug/L			04/13/16 03:23	1
2-Hexanone	ND		5.0	1.2	ug/L			04/13/16 03:23	1
4-Methyl-2-pentanone (MIBK)	ND		5.0	2.1	ug/L			04/13/16 03:23	1
Acetone	ND		10	3.0	ug/L			04/13/16 03:23	1
Benzene	0.90	J	1.0	0.41	ug/L			04/13/16 03:23	1
Bromodichloromethane	ND		1.0	0.39	ug/L			04/13/16 03:23	1
Bromoform	ND		1.0	0.26	ug/L			04/13/16 03:23	1
Bromomethane	ND		1.0	0.69	ug/L			04/13/16 03:23	1
Carbon disulfide	ND		1.0	0.19	ug/L			04/13/16 03:23	1
Carbon tetrachloride	ND		1.0	0.27	ug/L			04/13/16 03:23	1
Chlorobenzene	ND		1.0	0.75	ug/L			04/13/16 03:23	1
Chloroethane	6.3		1.0	0.32	ug/L			04/13/16 03:23	1
Chloroform	ND		1.0	0.34	ug/L			04/13/16 03:23	1
Chloromethane	ND		1.0	0.35	ug/L			04/13/16 03:23	1
cis-1,2-Dichloroethene	9.6		1.0	0.81	ug/L			04/13/16 03:23	1
cis-1,3-Dichloropropene	ND		1.0	0.36	ug/L			04/13/16 03:23	1
Cyclohexane	ND		1.0	0.18	ug/L			04/13/16 03:23	1
Dibromochloromethane	ND		1.0	0.32	ug/L			04/13/16 03:23	1
Dichlorodifluoromethane	ND		1.0	0.68	ug/L			04/13/16 03:23	1
Ethylbenzene	ND		1.0	0.74	ug/L			04/13/16 03:23	1
Isopropylbenzene	ND		1.0	0.79	ug/L			04/13/16 03:23	1
Methyl acetate	ND		2.5	1.3	ug/L			04/13/16 03:23	1
Methyl tert-butyl ether	ND		1.0	0.16	ug/L			04/13/16 03:23	1
Methylcyclohexane	ND		1.0	0.16	ug/L			04/13/16 03:23	1
Methylene Chloride	ND		1.0	0.44	ug/L			04/13/16 03:23	1
Styrene	ND		1.0	0.73	ug/L			04/13/16 03:23	1
Tetrachloroethene	ND		1.0	0.36	ug/L			04/13/16 03:23	1
Toluene	ND		1.0	0.51	ug/L			04/13/16 03:23	1
trans-1,2-Dichloroethene	ND		1.0	0.90	ug/L			04/13/16 03:23	1
trans-1,3-Dichloropropene	ND		1.0	0.37	ug/L			04/13/16 03:23	1
Trichloroethene	ND		1.0	0.46	ug/L			04/13/16 03:23	1
Trichlorofluoromethane	ND		1.0	0.88	ug/L			04/13/16 03:23	1
Vinyl chloride	8.9		1.0	0.90	ug/L			04/13/16 03:23	1
Xylenes, Total	ND		2.0	0.66	ug/L			04/13/16 03:23	1

TestAmerica Buffalo

Client Sample Results

Client: AECOM, Inc.
Project/Site: Scott Aviation site

TestAmerica Job ID: 480-97612-1

Client Sample ID: MW-14S

Date Collected: 04/05/16 10:45

Date Received: 04/05/16 15:58

Lab Sample ID: 480-97612-9

Matrix: Ground Water

<i>Surrogate</i>	<i>%Recovery</i>	<i>Qualifier</i>	<i>Limits</i>	<i>Prepared</i>	<i>Analyzed</i>	<i>Dil Fac</i>
1,2-Dichloroethane-d4 (Surr)	89		66 - 137		04/13/16 03:23	1
4-Bromofluorobenzene (Surr)	92		73 - 120		04/13/16 03:23	1
Toluene-d8 (Surr)	95		71 - 126		04/13/16 03:23	1

Client Sample Results

Client: AECOM, Inc.
Project/Site: Scott Aviation site

TestAmerica Job ID: 480-97612-1

Client Sample ID: MW-14D

Lab Sample ID: 480-97612-10

Date Collected: 04/05/16 11:10

Matrix: Ground Water

Date Received: 04/05/16 15:58

Method: 8260C - Volatile Organic Compounds by GC/MS

Analyte	Result	Qualifier	RL	MDL	Unit	D	Prepared	Analyzed	Dil Fac
1,1,1-Trichloroethane	ND		1.0	0.82	ug/L			04/13/16 03:46	1
1,1,2,2-Tetrachloroethane	ND		1.0	0.21	ug/L			04/13/16 03:46	1
1,1,2-Trichloro-1,2,2-trifluoroethane	ND		1.0	0.31	ug/L			04/13/16 03:46	1
1,1,2-Trichloroethane	ND		1.0	0.23	ug/L			04/13/16 03:46	1
1,1-Dichloroethane	ND		1.0	0.38	ug/L			04/13/16 03:46	1
1,1-Dichloroethene	ND		1.0	0.29	ug/L			04/13/16 03:46	1
1,2,4-Trichlorobenzene	ND		1.0	0.41	ug/L			04/13/16 03:46	1
1,2-Dibromo-3-Chloropropane	ND		1.0	0.39	ug/L			04/13/16 03:46	1
1,2-Dibromoethane	ND		1.0	0.73	ug/L			04/13/16 03:46	1
1,2-Dichlorobenzene	ND		1.0	0.79	ug/L			04/13/16 03:46	1
1,2-Dichloroethane	ND		1.0	0.21	ug/L			04/13/16 03:46	1
1,2-Dichloropropane	ND		1.0	0.72	ug/L			04/13/16 03:46	1
1,3-Dichlorobenzene	ND		1.0	0.78	ug/L			04/13/16 03:46	1
1,4-Dichlorobenzene	ND		1.0	0.84	ug/L			04/13/16 03:46	1
2-Butanone (MEK)	ND		10	1.3	ug/L			04/13/16 03:46	1
2-Hexanone	ND		5.0	1.2	ug/L			04/13/16 03:46	1
4-Methyl-2-pentanone (MIBK)	ND		5.0	2.1	ug/L			04/13/16 03:46	1
Acetone	ND		10	3.0	ug/L			04/13/16 03:46	1
Benzene	ND		1.0	0.41	ug/L			04/13/16 03:46	1
Bromodichloromethane	ND		1.0	0.39	ug/L			04/13/16 03:46	1
Bromoform	ND		1.0	0.26	ug/L			04/13/16 03:46	1
Bromomethane	ND		1.0	0.69	ug/L			04/13/16 03:46	1
Carbon disulfide	ND		1.0	0.19	ug/L			04/13/16 03:46	1
Carbon tetrachloride	ND		1.0	0.27	ug/L			04/13/16 03:46	1
Chlorobenzene	ND		1.0	0.75	ug/L			04/13/16 03:46	1
Chloroethane	ND		1.0	0.32	ug/L			04/13/16 03:46	1
Chloroform	ND		1.0	0.34	ug/L			04/13/16 03:46	1
Chloromethane	ND		1.0	0.35	ug/L			04/13/16 03:46	1
cis-1,2-Dichloroethene	ND		1.0	0.81	ug/L			04/13/16 03:46	1
cis-1,3-Dichloropropene	ND		1.0	0.36	ug/L			04/13/16 03:46	1
Cyclohexane	ND		1.0	0.18	ug/L			04/13/16 03:46	1
Dibromochloromethane	ND		1.0	0.32	ug/L			04/13/16 03:46	1
Dichlorodifluoromethane	ND		1.0	0.68	ug/L			04/13/16 03:46	1
Ethylbenzene	ND		1.0	0.74	ug/L			04/13/16 03:46	1
Isopropylbenzene	ND		1.0	0.79	ug/L			04/13/16 03:46	1
Methyl acetate	ND		2.5	1.3	ug/L			04/13/16 03:46	1
Methyl tert-butyl ether	ND		1.0	0.16	ug/L			04/13/16 03:46	1
Methylcyclohexane	ND		1.0	0.16	ug/L			04/13/16 03:46	1
Methylene Chloride	ND		1.0	0.44	ug/L			04/13/16 03:46	1
Styrene	ND		1.0	0.73	ug/L			04/13/16 03:46	1
Tetrachloroethene	ND		1.0	0.36	ug/L			04/13/16 03:46	1
Toluene	ND		1.0	0.51	ug/L			04/13/16 03:46	1
trans-1,2-Dichloroethene	ND		1.0	0.90	ug/L			04/13/16 03:46	1
trans-1,3-Dichloropropene	ND		1.0	0.37	ug/L			04/13/16 03:46	1
Trichloroethene	ND		1.0	0.46	ug/L			04/13/16 03:46	1
Trichlorofluoromethane	ND		1.0	0.88	ug/L			04/13/16 03:46	1
Vinyl chloride	ND		1.0	0.90	ug/L			04/13/16 03:46	1
Xylenes, Total	ND		2.0	0.66	ug/L			04/13/16 03:46	1

TestAmerica Buffalo

Client Sample Results

Client: AECOM, Inc.
Project/Site: Scott Aviation site

TestAmerica Job ID: 480-97612-1

Client Sample ID: MW-14D

Date Collected: 04/05/16 11:10

Date Received: 04/05/16 15:58

Lab Sample ID: 480-97612-10

Matrix: Ground Water

<i>Surrogate</i>	<i>%Recovery</i>	<i>Qualifier</i>	<i>Limits</i>	<i>Prepared</i>	<i>Analyzed</i>	<i>Dil Fac</i>
1,2-Dichloroethane-d4 (Surr)	94		66 - 137		04/13/16 03:46	1
4-Bromofluorobenzene (Surr)	93		73 - 120		04/13/16 03:46	1
Toluene-d8 (Surr)	96		71 - 126		04/13/16 03:46	1

Client Sample Results

Client: AECOM, Inc.
Project/Site: Scott Aviation site

TestAmerica Job ID: 480-97612-1

Client Sample ID: Trip Blank

Lab Sample ID: 480-97612-11

Date Collected: 04/05/16 07:00

Matrix: Water

Date Received: 04/05/16 15:58

Method: 8260C - Volatile Organic Compounds by GC/MS

Analyte	Result	Qualifier	RL	MDL	Unit	D	Prepared	Analyzed	Dil Fac
1,1,1-Trichloroethane	ND		1.0	0.82	ug/L			04/13/16 04:09	1
1,1,2,2-Tetrachloroethane	ND		1.0	0.21	ug/L			04/13/16 04:09	1
1,1,2-Trichloro-1,2,2-trifluoroethane	ND		1.0	0.31	ug/L			04/13/16 04:09	1
1,1,2-Trichloroethane	ND		1.0	0.23	ug/L			04/13/16 04:09	1
1,1-Dichloroethane	ND		1.0	0.38	ug/L			04/13/16 04:09	1
1,1-Dichloroethene	ND		1.0	0.29	ug/L			04/13/16 04:09	1
1,2,4-Trichlorobenzene	ND		1.0	0.41	ug/L			04/13/16 04:09	1
1,2-Dibromo-3-Chloropropane	ND		1.0	0.39	ug/L			04/13/16 04:09	1
1,2-Dibromoethane	ND		1.0	0.73	ug/L			04/13/16 04:09	1
1,2-Dichlorobenzene	ND		1.0	0.79	ug/L			04/13/16 04:09	1
1,2-Dichloroethane	ND		1.0	0.21	ug/L			04/13/16 04:09	1
1,2-Dichloropropane	ND		1.0	0.72	ug/L			04/13/16 04:09	1
1,3-Dichlorobenzene	ND		1.0	0.78	ug/L			04/13/16 04:09	1
1,4-Dichlorobenzene	ND		1.0	0.84	ug/L			04/13/16 04:09	1
2-Butanone (MEK)	ND		10	1.3	ug/L			04/13/16 04:09	1
2-Hexanone	ND		5.0	1.2	ug/L			04/13/16 04:09	1
4-Methyl-2-pentanone (MIBK)	ND		5.0	2.1	ug/L			04/13/16 04:09	1
Acetone	ND		10	3.0	ug/L			04/13/16 04:09	1
Benzene	ND		1.0	0.41	ug/L			04/13/16 04:09	1
Bromodichloromethane	ND		1.0	0.39	ug/L			04/13/16 04:09	1
Bromoform	ND		1.0	0.26	ug/L			04/13/16 04:09	1
Bromomethane	ND		1.0	0.69	ug/L			04/13/16 04:09	1
Carbon disulfide	ND		1.0	0.19	ug/L			04/13/16 04:09	1
Carbon tetrachloride	ND		1.0	0.27	ug/L			04/13/16 04:09	1
Chlorobenzene	ND		1.0	0.75	ug/L			04/13/16 04:09	1
Chloroethane	ND		1.0	0.32	ug/L			04/13/16 04:09	1
Chloroform	ND		1.0	0.34	ug/L			04/13/16 04:09	1
Chloromethane	ND		1.0	0.35	ug/L			04/13/16 04:09	1
cis-1,2-Dichloroethene	ND		1.0	0.81	ug/L			04/13/16 04:09	1
cis-1,3-Dichloropropene	ND		1.0	0.36	ug/L			04/13/16 04:09	1
Cyclohexane	ND		1.0	0.18	ug/L			04/13/16 04:09	1
Dibromochloromethane	ND		1.0	0.32	ug/L			04/13/16 04:09	1
Dichlorodifluoromethane	ND		1.0	0.68	ug/L			04/13/16 04:09	1
Ethylbenzene	ND		1.0	0.74	ug/L			04/13/16 04:09	1
Isopropylbenzene	ND		1.0	0.79	ug/L			04/13/16 04:09	1
Methyl acetate	ND		2.5	1.3	ug/L			04/13/16 04:09	1
Methyl tert-butyl ether	ND		1.0	0.16	ug/L			04/13/16 04:09	1
Methylcyclohexane	ND		1.0	0.16	ug/L			04/13/16 04:09	1
Methylene Chloride	ND		1.0	0.44	ug/L			04/13/16 04:09	1
Styrene	ND		1.0	0.73	ug/L			04/13/16 04:09	1
Tetrachloroethene	ND		1.0	0.36	ug/L			04/13/16 04:09	1
Toluene	ND		1.0	0.51	ug/L			04/13/16 04:09	1
trans-1,2-Dichloroethene	ND		1.0	0.90	ug/L			04/13/16 04:09	1
trans-1,3-Dichloropropene	ND		1.0	0.37	ug/L			04/13/16 04:09	1
Trichloroethene	ND		1.0	0.46	ug/L			04/13/16 04:09	1
Trichlorofluoromethane	ND		1.0	0.88	ug/L			04/13/16 04:09	1
Vinyl chloride	ND		1.0	0.90	ug/L			04/13/16 04:09	1
Xylenes, Total	ND		2.0	0.66	ug/L			04/13/16 04:09	1

TestAmerica Buffalo

Client Sample Results

Client: AECOM, Inc.
Project/Site: Scott Aviation site

TestAmerica Job ID: 480-97612-1

Client Sample ID: Trip Blank

Date Collected: 04/05/16 07:00

Date Received: 04/05/16 15:58

Lab Sample ID: 480-97612-11

Matrix: Water

<i>Surrogate</i>	<i>%Recovery</i>	<i>Qualifier</i>	<i>Limits</i>	<i>Prepared</i>	<i>Analyzed</i>	<i>Dil Fac</i>
1,2-Dichloroethane-d4 (Surr)	91		66 - 137		04/13/16 04:09	1
4-Bromofluorobenzene (Surr)	93		73 - 120		04/13/16 04:09	1
Toluene-d8 (Surr)	97		71 - 126		04/13/16 04:09	1

Client Sample Results

Client: AECOM, Inc.
Project/Site: Scott Aviation site

TestAmerica Job ID: 480-97612-1

Client Sample ID: MW-9

Date Collected: 04/05/16 11:45

Date Received: 04/05/16 15:58

Lab Sample ID: 480-97612-12

Matrix: Ground Water

Method: 8260C - Volatile Organic Compounds by GC/MS

Analyte	Result	Qualifier	RL	MDL	Unit	D	Prepared	Analyzed	Dil Fac
1,1,1-Trichloroethane	ND		1.0	0.82	ug/L			04/13/16 04:32	1
1,1,2,2-Tetrachloroethane	ND		1.0	0.21	ug/L			04/13/16 04:32	1
1,1,2-Trichloro-1,2,2-trifluoroethane	ND		1.0	0.31	ug/L			04/13/16 04:32	1
1,1,2-Trichloroethane	ND		1.0	0.23	ug/L			04/13/16 04:32	1
1,1-Dichloroethane	59		1.0	0.38	ug/L			04/13/16 04:32	1
1,1-Dichloroethene	ND		1.0	0.29	ug/L			04/13/16 04:32	1
1,2,4-Trichlorobenzene	ND		1.0	0.41	ug/L			04/13/16 04:32	1
1,2-Dibromo-3-Chloropropane	ND		1.0	0.39	ug/L			04/13/16 04:32	1
1,2-Dibromoethane	ND		1.0	0.73	ug/L			04/13/16 04:32	1
1,2-Dichlorobenzene	ND		1.0	0.79	ug/L			04/13/16 04:32	1
1,2-Dichloroethane	1.1		1.0	0.21	ug/L			04/13/16 04:32	1
1,2-Dichloropropane	ND		1.0	0.72	ug/L			04/13/16 04:32	1
1,3-Dichlorobenzene	ND		1.0	0.78	ug/L			04/13/16 04:32	1
1,4-Dichlorobenzene	ND		1.0	0.84	ug/L			04/13/16 04:32	1
2-Butanone (MEK)	ND		10	1.3	ug/L			04/13/16 04:32	1
2-Hexanone	ND		5.0	1.2	ug/L			04/13/16 04:32	1
4-Methyl-2-pentanone (MIBK)	ND		5.0	2.1	ug/L			04/13/16 04:32	1
Acetone	ND		10	3.0	ug/L			04/13/16 04:32	1
Benzene	ND		1.0	0.41	ug/L			04/13/16 04:32	1
Bromodichloromethane	ND		1.0	0.39	ug/L			04/13/16 04:32	1
Bromoform	ND		1.0	0.26	ug/L			04/13/16 04:32	1
Bromomethane	ND		1.0	0.69	ug/L			04/13/16 04:32	1
Carbon disulfide	ND		1.0	0.19	ug/L			04/13/16 04:32	1
Carbon tetrachloride	ND		1.0	0.27	ug/L			04/13/16 04:32	1
Chlorobenzene	ND		1.0	0.75	ug/L			04/13/16 04:32	1
Chloroethane	ND		1.0	0.32	ug/L			04/13/16 04:32	1
Chloroform	ND		1.0	0.34	ug/L			04/13/16 04:32	1
Chloromethane	ND		1.0	0.35	ug/L			04/13/16 04:32	1
cis-1,2-Dichloroethene	41		1.0	0.81	ug/L			04/13/16 04:32	1
cis-1,3-Dichloropropene	ND		1.0	0.36	ug/L			04/13/16 04:32	1
Cyclohexane	ND		1.0	0.18	ug/L			04/13/16 04:32	1
Dibromochloromethane	ND		1.0	0.32	ug/L			04/13/16 04:32	1
Dichlorodifluoromethane	ND		1.0	0.68	ug/L			04/13/16 04:32	1
Ethylbenzene	ND		1.0	0.74	ug/L			04/13/16 04:32	1
Isopropylbenzene	ND		1.0	0.79	ug/L			04/13/16 04:32	1
Methyl acetate	ND		2.5	1.3	ug/L			04/13/16 04:32	1
Methyl tert-butyl ether	ND		1.0	0.16	ug/L			04/13/16 04:32	1
Methylcyclohexane	ND		1.0	0.16	ug/L			04/13/16 04:32	1
Methylene Chloride	ND		1.0	0.44	ug/L			04/13/16 04:32	1
Styrene	ND		1.0	0.73	ug/L			04/13/16 04:32	1
Tetrachloroethene	ND		1.0	0.36	ug/L			04/13/16 04:32	1
Toluene	ND		1.0	0.51	ug/L			04/13/16 04:32	1
trans-1,2-Dichloroethene	2.4		1.0	0.90	ug/L			04/13/16 04:32	1
trans-1,3-Dichloropropene	ND		1.0	0.37	ug/L			04/13/16 04:32	1
Trichloroethene	ND		1.0	0.46	ug/L			04/13/16 04:32	1
Trichlorofluoromethane	ND		1.0	0.88	ug/L			04/13/16 04:32	1
Vinyl chloride	14		1.0	0.90	ug/L			04/13/16 04:32	1
Xylenes, Total	ND		2.0	0.66	ug/L			04/13/16 04:32	1

TestAmerica Buffalo

Client Sample Results

Client: AECOM, Inc.
Project/Site: Scott Aviation site

TestAmerica Job ID: 480-97612-1

Client Sample ID: MW-9

Date Collected: 04/05/16 11:45

Date Received: 04/05/16 15:58

Lab Sample ID: 480-97612-12

Matrix: Ground Water

<i>Surrogate</i>	<i>%Recovery</i>	<i>Qualifier</i>	<i>Limits</i>	<i>Prepared</i>	<i>Analyzed</i>	<i>Dil Fac</i>
1,2-Dichloroethane-d4 (Surr)	92		66 - 137		04/13/16 04:32	1
4-Bromofluorobenzene (Surr)	96		73 - 120		04/13/16 04:32	1
Toluene-d8 (Surr)	96		71 - 126		04/13/16 04:32	1

Lab Chronicle

Client: AECOM, Inc.
Project/Site: Scott Aviation site

TestAmerica Job ID: 480-97612-1

Client Sample ID: MW-2

Date Collected: 04/04/16 12:40

Date Received: 04/05/16 15:58

Lab Sample ID: 480-97612-1

Matrix: Ground Water

Prep Type	Batch Type	Batch Method	Run	Dilution Factor	Batch Number	Prepared or Analyzed	Analyst	Lab
Total/NA	Analysis	8260C		1	295295	04/12/16 16:57	RRS	TAL BUF

Client Sample ID: MW-11

Date Collected: 04/04/16 13:35

Date Received: 04/05/16 15:58

Lab Sample ID: 480-97612-2

Matrix: Ground Water

Prep Type	Batch Type	Batch Method	Run	Dilution Factor	Batch Number	Prepared or Analyzed	Analyst	Lab
Total/NA	Analysis	8260C		1	295295	04/12/16 17:20	RRS	TAL BUF

Client Sample ID: MW-10

Date Collected: 04/04/16 14:15

Date Received: 04/05/16 15:58

Lab Sample ID: 480-97612-3

Matrix: Ground Water

Prep Type	Batch Type	Batch Method	Run	Dilution Factor	Batch Number	Prepared or Analyzed	Analyst	Lab
Total/NA	Analysis	8260C		1	295295	04/12/16 17:42	RRS	TAL BUF

Client Sample ID: MW-6

Date Collected: 04/04/16 14:50

Date Received: 04/05/16 15:58

Lab Sample ID: 480-97612-4

Matrix: Ground Water

Prep Type	Batch Type	Batch Method	Run	Dilution Factor	Batch Number	Prepared or Analyzed	Analyst	Lab
Total/NA	Analysis	8260C		1	295295	04/12/16 18:05	RRS	TAL BUF

Client Sample ID: MW-12

Date Collected: 04/05/16 10:15

Date Received: 04/05/16 15:58

Lab Sample ID: 480-97612-5

Matrix: Ground Water

Prep Type	Batch Type	Batch Method	Run	Dilution Factor	Batch Number	Prepared or Analyzed	Analyst	Lab
Total/NA	Analysis	8260C		5	295456	04/13/16 01:52	SWO	TAL BUF

Client Sample ID: Duplicate

Date Collected: 04/04/16 07:00

Date Received: 04/05/16 15:58

Lab Sample ID: 480-97612-6

Matrix: Water

Prep Type	Batch Type	Batch Method	Run	Dilution Factor	Batch Number	Prepared or Analyzed	Analyst	Lab
Total/NA	Analysis	8260C		1	295540	04/13/16 14:20	RRS	TAL BUF

TestAmerica Buffalo

Lab Chronicle

Client: AECOM, Inc.
Project/Site: Scott Aviation site

TestAmerica Job ID: 480-97612-1

Client Sample ID: Rinse

Date Collected: 04/04/16 09:00

Date Received: 04/05/16 15:58

Lab Sample ID: 480-97612-7

Matrix: Water

Prep Type	Batch Type	Batch Method	Run	Dilution Factor	Batch Number	Prepared or Analyzed	Analyst	Lab
Total/NA	Analysis	8260C		1	295456	04/13/16 02:38	SWO	TAL BUF

Client Sample ID: GWCT

Date Collected: 04/04/16 08:00

Date Received: 04/05/16 15:58

Lab Sample ID: 480-97612-8

Matrix: Water

Prep Type	Batch Type	Batch Method	Run	Dilution Factor	Batch Number	Prepared or Analyzed	Analyst	Lab
Total/NA	Analysis	8260C		1	295456	04/13/16 03:00	SWO	TAL BUF

Client Sample ID: MW-14S

Date Collected: 04/05/16 10:45

Date Received: 04/05/16 15:58

Lab Sample ID: 480-97612-9

Matrix: Ground Water

Prep Type	Batch Type	Batch Method	Run	Dilution Factor	Batch Number	Prepared or Analyzed	Analyst	Lab
Total/NA	Analysis	8260C		1	295456	04/13/16 03:23	SWO	TAL BUF

Client Sample ID: MW-14D

Date Collected: 04/05/16 11:10

Date Received: 04/05/16 15:58

Lab Sample ID: 480-97612-10

Matrix: Ground Water

Prep Type	Batch Type	Batch Method	Run	Dilution Factor	Batch Number	Prepared or Analyzed	Analyst	Lab
Total/NA	Analysis	8260C		1	295456	04/13/16 03:46	SWO	TAL BUF

Client Sample ID: Trip Blank

Date Collected: 04/05/16 07:00

Date Received: 04/05/16 15:58

Lab Sample ID: 480-97612-11

Matrix: Water

Prep Type	Batch Type	Batch Method	Run	Dilution Factor	Batch Number	Prepared or Analyzed	Analyst	Lab
Total/NA	Analysis	8260C		1	295456	04/13/16 04:09	SWO	TAL BUF

Client Sample ID: MW-9

Date Collected: 04/05/16 11:45

Date Received: 04/05/16 15:58

Lab Sample ID: 480-97612-12

Matrix: Ground Water

Prep Type	Batch Type	Batch Method	Run	Dilution Factor	Batch Number	Prepared or Analyzed	Analyst	Lab
Total/NA	Analysis	8260C		1	295456	04/13/16 04:32	SWO	TAL BUF

Laboratory References:

TAL BUF = TestAmerica Buffalo, 10 Hazelwood Drive, Amherst, NY 14228-2298, TEL (716)691-2600

TestAmerica Buffalo

Certification Summary

Client: AECOM, Inc.
Project/Site: Scott Aviation site

TestAmerica Job ID: 480-97612-1

Laboratory: TestAmerica Buffalo

The certifications listed below are applicable to this report.

Authority	Program	EPA Region	Certification ID	Expiration Date
New York	NELAP	2	10026	03-31-17

Method Summary

Client: AECOM, Inc.
Project/Site: Scott Aviation site

TestAmerica Job ID: 480-97612-1

Method	Method Description	Protocol	Laboratory
8260C	Volatile Organic Compounds by GC/MS	SW846	TAL BUF

Protocol References:

SW846 = "Test Methods For Evaluating Solid Waste, Physical/Chemical Methods", Third Edition, November 1986 And Its Updates.

Laboratory References:

TAL BUF = TestAmerica Buffalo, 10 Hazelwood Drive, Amherst, NY 14228-2298, TEL (716)691-2600

Sample Summary

Client: AECOM, Inc.
Project/Site: Scott Aviation site

TestAmerica Job ID: 480-97612-1

Lab Sample ID	Client Sample ID	Matrix	Collected	Received
480-97612-1	MW-2	Ground Water	04/04/16 12:40	04/05/16 15:58
480-97612-2	MW-11	Ground Water	04/04/16 13:35	04/05/16 15:58
480-97612-3	MW-10	Ground Water	04/04/16 14:15	04/05/16 15:58
480-97612-4	MW-6	Ground Water	04/04/16 14:50	04/05/16 15:58
480-97612-5	MW-12	Ground Water	04/05/16 10:15	04/05/16 15:58
480-97612-6	Duplicate	Water	04/04/16 07:00	04/05/16 15:58
480-97612-7	Rinse	Water	04/04/16 09:00	04/05/16 15:58
480-97612-8	GWCT	Water	04/04/16 08:00	04/05/16 15:58
480-97612-9	MW-14S	Ground Water	04/05/16 10:45	04/05/16 15:58
480-97612-10	MW-14D	Ground Water	04/05/16 11:10	04/05/16 15:58
480-97612-11	Trip Blank	Water	04/05/16 07:00	04/05/16 15:58
480-97612-12	MW-9	Ground Water	04/05/16 11:45	04/05/16 15:58

Login Sample Receipt Checklist

Client: AECOM, Inc.

Job Number: 480-97612-1

Login Number: 97612

List Source: TestAmerica Buffalo

List Number: 1

Creator: Conway, Curtis R

Question	Answer	Comment
Radioactivity either was not measured or, if measured, is at or below background	True	
The cooler's custody seal, if present, is intact.	True	
The cooler or samples do not appear to have been compromised or tampered with.	True	
Samples were received on ice.	True	
Cooler Temperature is acceptable.	True	
Cooler Temperature is recorded.	True	
COC is present.	True	
COC is filled out in ink and legible.	True	
COC is filled out with all pertinent information.	True	
Is the Field Sampler's name present on COC?	True	
There are no discrepancies between the sample IDs on the containers and the COC.	True	
Samples are received within Holding Time (Excluding tests with immediate HTs)..	True	
Sample containers have legible labels.	True	
Containers are not broken or leaking.	True	
Sample collection date/times are provided.	True	
Appropriate sample containers are used.	True	
Sample bottles are completely filled.	True	
Sample Preservation Verified	True	
There is sufficient vol. for all requested analyses, incl. any requested MS/MSDs	True	
VOA sample vials do not have headspace or bubble is <6mm (1/4") in diameter.	True	
If necessary, staff have been informed of any short hold time or quick TAT needs	True	
Multiphasic samples are not present.	True	
Samples do not require splitting or compositing.	True	
Sampling Company provided.	False	
Samples received within 48 hours of sampling.	True	
Samples requiring field filtration have been filtered in the field.	N/A	
Chlorine Residual checked.	N/A	

Chain of Custody Record

Temperature on Receipt _____

TestAmerica

THE LEADER IN ENVIRONMENTAL TESTING

Drinking Water? Yes ☐ No ☒

TAL-4124 (1007)

Client AECOM		Project Manager Dino Zach		Date 4/5/16	Chain of Custody Number 297291
Address 257 W. Genesee St		Telephone Number (Area Code)/Fax Number 716-866-8222		Lab Number Buffalo	Page 1 of 1
City Buffalo	State NY	Zip Code 14202	Site Contact D. Zach	Lab Contact B. Fischer	Analysis (Attach list if more space is needed)
Project Name and Location (State) Scott Aviation 2016 (New York)			Carrier/Waybill Number		
Contract/Purchase Order/Quote No.					



480-97612 Chain of Custody

Instructions/
s of Receipt

Sample I.D. No. and Description (Containers for each sample may be combined on one line)	Date	Time	Matrix				Containers & Preservatives						
			Air	Aqueous	Sed.	Soil	Unpres.	H2SO4	HNO3	HCl	NaOH	ZnAc/NaOH	
MW-2	4/4/16	1240	X							3			
MW-11	4/4/16	1335	X							3			
MW-10	4/4/16	1415	X							3			
MW-6	4/4/16	1450	X							3			
MW-12	4/5/16	1015	X							3			
Duplicate	4/4/16	0700	X							2			
Rinse	4/4/16	0900	X							3			
GWCT	4/5/16	0800	X							3			
MW-13 & MW-14S	4/5/16	1045	X							3			
MW-14D	4/5/16	1110	X							3			
Top	4/5/16	0700	X							2			
MW-9	4/5/16	1145	X							3			

Possible Hazard Identification	Sample Disposal	(A fee may be assessed if samples are retained longer than 1 month)
<input checked="" type="checkbox"/> Non-Hazard <input type="checkbox"/> Flammable <input type="checkbox"/> Skin Irritant <input type="checkbox"/> Poison B <input type="checkbox"/> Unknown	<input type="checkbox"/> Return To Client <input checked="" type="checkbox"/> Disposal By Lab <input type="checkbox"/> Archive For _____ Months	

Turn Around Time Required	QC Requirements (Specify)
<input type="checkbox"/> 24 Hours <input type="checkbox"/> 48 Hours <input type="checkbox"/> 7 Days <input type="checkbox"/> 14 Days <input type="checkbox"/> 21 Days <input checked="" type="checkbox"/> Other STD	

1. Relinquished By D. Zach	Date 4/5/16	Time 12:30	1. Received By Jan. Hyslop	Date 4/5/16	Time 12:30
2. Relinquished By Jan. Hyslop	Date 4/5/16	Time 15:58	2. Received By [Signature]	Date 4/5/16	Time 1558
3. Relinquished By	Date	Time	3. Received By	Date	Time

Comments

3.6 #1

DISTRIBUTION: WHITE - Returned to Client with Report; CANARY - Stays with the Sample; PINK - Field Copy

TestAmerica

THE LEADER IN ENVIRONMENTAL TESTING

ANALYTICAL REPORT

TestAmerica Laboratories, Inc.

TestAmerica Buffalo

10 Hazelwood Drive

Amherst, NY 14228-2298

Tel: (716)691-2600

TestAmerica Job ID: 480-97989-1

Client Project/Site: Scott Aviation site

For:

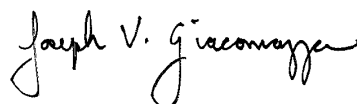
AECOM, Inc.

257 West Genesee Street

Suite 400

Buffalo, New York 14202-2657

Attn: Mr. Dino Zack



Authorized for release by:

4/19/2016 5:03:30 PM

Joe Giacomazza, Project Management Assistant II

joe.giacomazza@testamericainc.com

Designee for

Brian Fischer, Manager of Project Management

(716)504-9835

brian.fischer@testamericainc.com

LINKS

Review your project
results through

TotalAccess

Have a Question?



Visit us at:

www.testamericainc.com

The test results in this report meet all 2003 NELAC and 2009 TNI requirements for accredited parameters, exceptions are noted in this report. This report may not be reproduced except in full, and with written approval from the laboratory. For questions please contact the Project Manager at the e-mail address or telephone number listed on this page.

This report has been electronically signed and authorized by the signatory. Electronic signature is intended to be the legally binding equivalent of a traditionally handwritten signature.

Results relate only to the items tested and the sample(s) as received by the laboratory.

1
2
3
4
5
6
7
8
9
10
11



Table of Contents

Cover Page	1
Table of Contents	2
Definitions/Glossary	3
Case Narrative	4
Client Sample Results	5
Lab Chronicle	37
Certification Summary	40
Method Summary	41
Sample Summary	42
Receipt Checklists	43
Chain of Custody	44

Definitions/Glossary

Client: AECOM, Inc.
Project/Site: Scott Aviation site

TestAmerica Job ID: 480-97989-1

Qualifiers

GC/MS VOA

Qualifier	Qualifier Description
J	Result is less than the RL but greater than or equal to the MDL and the concentration is an approximate value.
F1	MS and/or MSD Recovery is outside acceptance limits.

Glossary

Abbreviation	These commonly used abbreviations may or may not be present in this report.
α	Listed under the "D" column to designate that the result is reported on a dry weight basis
%R	Percent Recovery
CFL	Contains Free Liquid
CNF	Contains no Free Liquid
DER	Duplicate error ratio (normalized absolute difference)
Dil Fac	Dilution Factor
DL, RA, RE, IN	Indicates a Dilution, Re-analysis, Re-extraction, or additional Initial metals/anion analysis of the sample
DLC	Decision level concentration
MDA	Minimum detectable activity
EDL	Estimated Detection Limit
MDC	Minimum detectable concentration
MDL	Method Detection Limit
ML	Minimum Level (Dioxin)
NC	Not Calculated
ND	Not detected at the reporting limit (or MDL or EDL if shown)
PQL	Practical Quantitation Limit
QC	Quality Control
RER	Relative error ratio
RL	Reporting Limit or Requested Limit (Radiochemistry)
RPD	Relative Percent Difference, a measure of the relative difference between two points
TEF	Toxicity Equivalent Factor (Dioxin)
TEQ	Toxicity Equivalent Quotient (Dioxin)

Case Narrative

Client: AECOM, Inc.
Project/Site: Scott Aviation site

TestAmerica Job ID: 480-97989-1

Job ID: 480-97989-1

Laboratory: TestAmerica Buffalo

Narrative

Job Narrative 480-97989-1

Receipt

The samples were received on 4/8/2016 6:20 PM; the samples arrived in good condition, properly preserved and, where required, on ice. The temperature of the cooler at receipt was 2.9° C.

Receipt Exceptions

Sample MW-9 was not received.

GC/MS VOA

Method(s) 8260C: The following volatiles samples was diluted due to foaming at the time of purging during the original sample analysis: DPT-5 (480-97989-14) and DPT-7 (480-97989-15). Elevated reporting limits (RLs) are provided.

Method(s) 8260C: The following samples was diluted to bring the concentration of target analytes within the calibration range: MW-4 (480-97989-2), MW-16S (480-97989-3), MW-16D (480-97989-4), MW-13S (480-97989-5), MW-13D (480-97989-6), MW-8R (480-97989-7), MW-15S (480-97989-8), (480-97989-A-3 MS) and (480-97989-A-3 MSD). Elevated reporting limits (RLs) are provided.

Method(s) 8260C: The sample was collected in properly preserved vials for analysis of volatile organic compounds (VOCs). However, when verified by the laboratory, the pH was greater than 2 and the following samples were analyzed after 7 days from sampling: MW-13D (480-97989-6) and DPT-7 (480-97989-15).

Method(s) 8260C: The following volatiles samples were diluted due to foaming at the time of purging during the original sample analysis: DPT-1 (480-97989-10), DPT-2 (480-97989-11) and DPT-3 (480-97989-12). Elevated reporting limits (RLs) are provided.

Method(s) 8260C: The following samples were diluted to bring the concentration of target analytes within the calibration range: MW-15D (480-97989-9), DPT-4 (480-97989-13) and DPT-8 (480-97989-16). Elevated reporting limits (RLs) are provided.

Method(s) 8260C: The results reported for the following sample do not concur with results previously reported for this site: MW-16S (480-97989-3). Reanalysis was performed, and the results confirmed.

No additional analytical or quality issues were noted, other than those described above or in the Definitions/Glossary page.

Client Sample Results

Client: AECOM, Inc.
Project/Site: Scott Aviation site

TestAmerica Job ID: 480-97989-1

Client Sample ID: MW-3

Date Collected: 04/05/16 13:40

Date Received: 04/08/16 18:20

Lab Sample ID: 480-97989-1

Matrix: Ground Water

Method: 8260C - Volatile Organic Compounds by GC/MS

Analyte	Result	Qualifier	RL	MDL	Unit	D	Prepared	Analyzed	Dil Fac
1,1,1-Trichloroethane	ND		1.0	0.82	ug/L			04/14/16 17:59	1
1,1,2,2-Tetrachloroethane	ND		1.0	0.21	ug/L			04/14/16 17:59	1
1,1,2-Trichloro-1,2,2-trifluoroethane	ND		1.0	0.31	ug/L			04/14/16 17:59	1
1,1,2-Trichloroethane	ND		1.0	0.23	ug/L			04/14/16 17:59	1
1,1-Dichloroethane	8.0		1.0	0.38	ug/L			04/14/16 17:59	1
1,1-Dichloroethene	ND		1.0	0.29	ug/L			04/14/16 17:59	1
1,2,4-Trichlorobenzene	ND		1.0	0.41	ug/L			04/14/16 17:59	1
1,2-Dibromo-3-Chloropropane	ND		1.0	0.39	ug/L			04/14/16 17:59	1
1,2-Dibromoethane	ND		1.0	0.73	ug/L			04/14/16 17:59	1
1,2-Dichlorobenzene	ND		1.0	0.79	ug/L			04/14/16 17:59	1
1,2-Dichloroethane	ND		1.0	0.21	ug/L			04/14/16 17:59	1
1,2-Dichloropropane	ND		1.0	0.72	ug/L			04/14/16 17:59	1
1,3-Dichlorobenzene	ND		1.0	0.78	ug/L			04/14/16 17:59	1
1,4-Dichlorobenzene	ND		1.0	0.84	ug/L			04/14/16 17:59	1
2-Butanone (MEK)	ND		10	1.3	ug/L			04/14/16 17:59	1
2-Hexanone	ND		5.0	1.2	ug/L			04/14/16 17:59	1
4-Methyl-2-pentanone (MIBK)	ND		5.0	2.1	ug/L			04/14/16 17:59	1
Acetone	ND		10	3.0	ug/L			04/14/16 17:59	1
Benzene	ND		1.0	0.41	ug/L			04/14/16 17:59	1
Bromodichloromethane	ND		1.0	0.39	ug/L			04/14/16 17:59	1
Bromoform	ND		1.0	0.26	ug/L			04/14/16 17:59	1
Bromomethane	ND		1.0	0.69	ug/L			04/14/16 17:59	1
Carbon disulfide	ND		1.0	0.19	ug/L			04/14/16 17:59	1
Carbon tetrachloride	ND		1.0	0.27	ug/L			04/14/16 17:59	1
Chlorobenzene	ND		1.0	0.75	ug/L			04/14/16 17:59	1
Chloroethane	0.58	J	1.0	0.32	ug/L			04/14/16 17:59	1
Chloroform	ND		1.0	0.34	ug/L			04/14/16 17:59	1
Chloromethane	ND		1.0	0.35	ug/L			04/14/16 17:59	1
cis-1,2-Dichloroethene	0.98	J	1.0	0.81	ug/L			04/14/16 17:59	1
cis-1,3-Dichloropropene	ND		1.0	0.36	ug/L			04/14/16 17:59	1
Cyclohexane	ND		1.0	0.18	ug/L			04/14/16 17:59	1
Dibromochloromethane	ND		1.0	0.32	ug/L			04/14/16 17:59	1
Dichlorodifluoromethane	ND		1.0	0.68	ug/L			04/14/16 17:59	1
Ethylbenzene	ND		1.0	0.74	ug/L			04/14/16 17:59	1
Isopropylbenzene	ND		1.0	0.79	ug/L			04/14/16 17:59	1
Methyl acetate	ND		2.5	1.3	ug/L			04/14/16 17:59	1
Methyl tert-butyl ether	ND		1.0	0.16	ug/L			04/14/16 17:59	1
Methylcyclohexane	ND		1.0	0.16	ug/L			04/14/16 17:59	1
Methylene Chloride	ND		1.0	0.44	ug/L			04/14/16 17:59	1
Styrene	ND		1.0	0.73	ug/L			04/14/16 17:59	1
Tetrachloroethene	ND		1.0	0.36	ug/L			04/14/16 17:59	1
Toluene	ND		1.0	0.51	ug/L			04/14/16 17:59	1
trans-1,2-Dichloroethene	ND		1.0	0.90	ug/L			04/14/16 17:59	1
trans-1,3-Dichloropropene	ND		1.0	0.37	ug/L			04/14/16 17:59	1
Trichloroethene	ND		1.0	0.46	ug/L			04/14/16 17:59	1
Trichlorofluoromethane	ND		1.0	0.88	ug/L			04/14/16 17:59	1
Vinyl chloride	2.6		1.0	0.90	ug/L			04/14/16 17:59	1
Xylenes, Total	ND		2.0	0.66	ug/L			04/14/16 17:59	1

TestAmerica Buffalo

Client Sample Results

Client: AECOM, Inc.
Project/Site: Scott Aviation site

TestAmerica Job ID: 480-97989-1

Client Sample ID: MW-3

Date Collected: 04/05/16 13:40

Date Received: 04/08/16 18:20

Lab Sample ID: 480-97989-1

Matrix: Ground Water

<i>Surrogate</i>	<i>%Recovery</i>	<i>Qualifier</i>	<i>Limits</i>	<i>Prepared</i>	<i>Analyzed</i>	<i>Dil Fac</i>
1,2-Dichloroethane-d4 (Surr)	100		66 - 137		04/14/16 17:59	1
4-Bromofluorobenzene (Surr)	111		73 - 120		04/14/16 17:59	1
Toluene-d8 (Surr)	96		71 - 126		04/14/16 17:59	1

Client Sample Results

Client: AECOM, Inc.
Project/Site: Scott Aviation site

TestAmerica Job ID: 480-97989-1

Client Sample ID: MW-4

Date Collected: 04/06/16 09:15

Date Received: 04/08/16 18:20

Lab Sample ID: 480-97989-2

Matrix: Ground Water

Method: 8260C - Volatile Organic Compounds by GC/MS

Analyte	Result	Qualifier	RL	MDL	Unit	D	Prepared	Analyzed	Dil Fac
1,1,1-Trichloroethane	ND		100	82	ug/L			04/15/16 01:30	100
1,1,2,2-Tetrachloroethane	ND		100	21	ug/L			04/15/16 01:30	100
1,1,2-Trichloro-1,2,2-trifluoroethane	ND		100	31	ug/L			04/15/16 01:30	100
1,1,2-Trichloroethane	ND		100	23	ug/L			04/15/16 01:30	100
1,1-Dichloroethane	790		100	38	ug/L			04/15/16 01:30	100
1,1-Dichloroethene	ND		100	29	ug/L			04/15/16 01:30	100
1,2,4-Trichlorobenzene	ND		100	41	ug/L			04/15/16 01:30	100
1,2-Dibromo-3-Chloropropane	ND		100	39	ug/L			04/15/16 01:30	100
1,2-Dibromoethane	ND		100	73	ug/L			04/15/16 01:30	100
1,2-Dichlorobenzene	ND		100	79	ug/L			04/15/16 01:30	100
1,2-Dichloroethane	ND		100	21	ug/L			04/15/16 01:30	100
1,2-Dichloropropane	ND		100	72	ug/L			04/15/16 01:30	100
1,3-Dichlorobenzene	ND		100	78	ug/L			04/15/16 01:30	100
1,4-Dichlorobenzene	ND		100	84	ug/L			04/15/16 01:30	100
2-Butanone (MEK)	ND		1000	130	ug/L			04/15/16 01:30	100
2-Hexanone	ND		500	120	ug/L			04/15/16 01:30	100
4-Methyl-2-pentanone (MIBK)	ND		500	210	ug/L			04/15/16 01:30	100
Acetone	ND		1000	300	ug/L			04/15/16 01:30	100
Benzene	ND		100	41	ug/L			04/15/16 01:30	100
Bromodichloromethane	ND		100	39	ug/L			04/15/16 01:30	100
Bromoform	ND		100	26	ug/L			04/15/16 01:30	100
Bromomethane	ND		100	69	ug/L			04/15/16 01:30	100
Carbon disulfide	ND		100	19	ug/L			04/15/16 01:30	100
Carbon tetrachloride	ND		100	27	ug/L			04/15/16 01:30	100
Chlorobenzene	ND		100	75	ug/L			04/15/16 01:30	100
Chloroethane	310		100	32	ug/L			04/15/16 01:30	100
Chloroform	ND		100	34	ug/L			04/15/16 01:30	100
Chloromethane	ND		100	35	ug/L			04/15/16 01:30	100
cis-1,2-Dichloroethene	ND		100	81	ug/L			04/15/16 01:30	100
cis-1,3-Dichloropropene	ND		100	36	ug/L			04/15/16 01:30	100
Cyclohexane	ND		100	18	ug/L			04/15/16 01:30	100
Dibromochloromethane	ND		100	32	ug/L			04/15/16 01:30	100
Dichlorodifluoromethane	ND		100	68	ug/L			04/15/16 01:30	100
Ethylbenzene	ND		100	74	ug/L			04/15/16 01:30	100
Isopropylbenzene	ND		100	79	ug/L			04/15/16 01:30	100
Methyl acetate	ND		250	130	ug/L			04/15/16 01:30	100
Methyl tert-butyl ether	ND		100	16	ug/L			04/15/16 01:30	100
Methylcyclohexane	ND		100	16	ug/L			04/15/16 01:30	100
Methylene Chloride	ND		100	44	ug/L			04/15/16 01:30	100
Styrene	ND		100	73	ug/L			04/15/16 01:30	100
Tetrachloroethene	ND		100	36	ug/L			04/15/16 01:30	100
Toluene	ND		100	51	ug/L			04/15/16 01:30	100
trans-1,2-Dichloroethene	ND		100	90	ug/L			04/15/16 01:30	100
trans-1,3-Dichloropropene	ND		100	37	ug/L			04/15/16 01:30	100
Trichloroethene	ND		100	46	ug/L			04/15/16 01:30	100
Trichlorofluoromethane	ND		100	88	ug/L			04/15/16 01:30	100
Vinyl chloride	7200		100	90	ug/L			04/15/16 01:30	100
Xylenes, Total	ND		200	66	ug/L			04/15/16 01:30	100

TestAmerica Buffalo

Client Sample Results

Client: AECOM, Inc.
Project/Site: Scott Aviation site

TestAmerica Job ID: 480-97989-1

Client Sample ID: MW-4

Date Collected: 04/06/16 09:15

Date Received: 04/08/16 18:20

Lab Sample ID: 480-97989-2

Matrix: Ground Water

<i>Surrogate</i>	<i>%Recovery</i>	<i>Qualifier</i>	<i>Limits</i>	<i>Prepared</i>	<i>Analyzed</i>	<i>Dil Fac</i>
1,2-Dichloroethane-d4 (Surr)	103		66 - 137		04/15/16 01:30	100
4-Bromofluorobenzene (Surr)	108		73 - 120		04/15/16 01:30	100
Toluene-d8 (Surr)	95		71 - 126		04/15/16 01:30	100

Client Sample Results

Client: AECOM, Inc.
Project/Site: Scott Aviation site

TestAmerica Job ID: 480-97989-1

Client Sample ID: MW-16S

Date Collected: 04/07/16 10:25

Date Received: 04/08/16 18:20

Lab Sample ID: 480-97989-3

Matrix: Ground Water

Method: 8260C - Volatile Organic Compounds by GC/MS

Analyte	Result	Qualifier	RL	MDL	Unit	D	Prepared	Analyzed	Dil Fac
1,1,1-Trichloroethane	ND		4000	3300	ug/L			04/15/16 01:55	4000
1,1,2,2-Tetrachloroethane	ND		4000	840	ug/L			04/15/16 01:55	4000
1,1,2-Trichloro-1,2,2-trifluoroethane	ND		4000	1200	ug/L			04/15/16 01:55	4000
1,1,2-Trichloroethane	ND		4000	920	ug/L			04/15/16 01:55	4000
1,1-Dichloroethane	2800	J	4000	1500	ug/L			04/15/16 01:55	4000
1,1-Dichloroethene	ND		4000	1200	ug/L			04/15/16 01:55	4000
1,2,4-Trichlorobenzene	ND		4000	1600	ug/L			04/15/16 01:55	4000
1,2-Dibromo-3-Chloropropane	ND		4000	1600	ug/L			04/15/16 01:55	4000
1,2-Dibromoethane	ND		4000	2900	ug/L			04/15/16 01:55	4000
1,2-Dichlorobenzene	ND		4000	3200	ug/L			04/15/16 01:55	4000
1,2-Dichloroethane	ND		4000	840	ug/L			04/15/16 01:55	4000
1,2-Dichloropropane	ND		4000	2900	ug/L			04/15/16 01:55	4000
1,3-Dichlorobenzene	ND		4000	3100	ug/L			04/15/16 01:55	4000
1,4-Dichlorobenzene	ND		4000	3400	ug/L			04/15/16 01:55	4000
2-Butanone (MEK)	ND		40000	5300	ug/L			04/15/16 01:55	4000
2-Hexanone	ND		20000	5000	ug/L			04/15/16 01:55	4000
4-Methyl-2-pentanone (MIBK)	ND		20000	8400	ug/L			04/15/16 01:55	4000
Acetone	ND		40000	12000	ug/L			04/15/16 01:55	4000
Benzene	ND		4000	1600	ug/L			04/15/16 01:55	4000
Bromodichloromethane	ND		4000	1600	ug/L			04/15/16 01:55	4000
Bromoform	ND		4000	1000	ug/L			04/15/16 01:55	4000
Bromomethane	ND		4000	2800	ug/L			04/15/16 01:55	4000
Carbon disulfide	ND		4000	760	ug/L			04/15/16 01:55	4000
Carbon tetrachloride	ND		4000	1100	ug/L			04/15/16 01:55	4000
Chlorobenzene	ND		4000	3000	ug/L			04/15/16 01:55	4000
Chloroethane	ND		4000	1300	ug/L			04/15/16 01:55	4000
Chloroform	ND		4000	1400	ug/L			04/15/16 01:55	4000
Chloromethane	ND		4000	1400	ug/L			04/15/16 01:55	4000
cis-1,2-Dichloroethene	64000		4000	3200	ug/L			04/15/16 01:55	4000
cis-1,3-Dichloropropene	ND		4000	1400	ug/L			04/15/16 01:55	4000
Cyclohexane	ND		4000	720	ug/L			04/15/16 01:55	4000
Dibromochloromethane	ND		4000	1300	ug/L			04/15/16 01:55	4000
Dichlorodifluoromethane	ND		4000	2700	ug/L			04/15/16 01:55	4000
Ethylbenzene	ND		4000	3000	ug/L			04/15/16 01:55	4000
Isopropylbenzene	ND		4000	3200	ug/L			04/15/16 01:55	4000
Methyl acetate	ND		10000	5200	ug/L			04/15/16 01:55	4000
Methyl tert-butyl ether	ND		4000	640	ug/L			04/15/16 01:55	4000
Methylcyclohexane	ND		4000	640	ug/L			04/15/16 01:55	4000
Methylene Chloride	ND		4000	1800	ug/L			04/15/16 01:55	4000
Styrene	ND		4000	2900	ug/L			04/15/16 01:55	4000
Tetrachloroethene	ND		4000	1400	ug/L			04/15/16 01:55	4000
Toluene	ND		4000	2000	ug/L			04/15/16 01:55	4000
trans-1,2-Dichloroethene	ND		4000	3600	ug/L			04/15/16 01:55	4000
trans-1,3-Dichloropropene	ND		4000	1500	ug/L			04/15/16 01:55	4000
Trichloroethene	ND		4000	1800	ug/L			04/15/16 01:55	4000
Trichlorofluoromethane	ND		4000	3500	ug/L			04/15/16 01:55	4000
Vinyl chloride	280000	F1	4000	3600	ug/L			04/15/16 01:55	4000
Xylenes, Total	ND		8000	2600	ug/L			04/15/16 01:55	4000

TestAmerica Buffalo

Client Sample Results

Client: AECOM, Inc.
Project/Site: Scott Aviation site

TestAmerica Job ID: 480-97989-1

Client Sample ID: MW-16S

Date Collected: 04/07/16 10:25

Date Received: 04/08/16 18:20

Lab Sample ID: 480-97989-3

Matrix: Ground Water

<i>Surrogate</i>	<i>%Recovery</i>	<i>Qualifier</i>	<i>Limits</i>	<i>Prepared</i>	<i>Analyzed</i>	<i>Dil Fac</i>
1,2-Dichloroethane-d4 (Surr)	99		66 - 137		04/15/16 01:55	4000
4-Bromofluorobenzene (Surr)	112		73 - 120		04/15/16 01:55	4000
Toluene-d8 (Surr)	97		71 - 126		04/15/16 01:55	4000

Client Sample Results

Client: AECOM, Inc.
Project/Site: Scott Aviation site

TestAmerica Job ID: 480-97989-1

Client Sample ID: MW-16D

Lab Sample ID: 480-97989-4

Date Collected: 04/07/16 10:00

Matrix: Ground Water

Date Received: 04/08/16 18:20

Method: 8260C - Volatile Organic Compounds by GC/MS

Analyte	Result	Qualifier	RL	MDL	Unit	D	Prepared	Analyzed	Dil Fac
1,1,1-Trichloroethane	ND		10	8.2	ug/L			04/15/16 02:21	10
1,1,2,2-Tetrachloroethane	ND		10	2.1	ug/L			04/15/16 02:21	10
1,1,2-Trichloro-1,2,2-trifluoroethane	ND		10	3.1	ug/L			04/15/16 02:21	10
1,1,2-Trichloroethane	ND		10	2.3	ug/L			04/15/16 02:21	10
1,1-Dichloroethane	ND		10	3.8	ug/L			04/15/16 02:21	10
1,1-Dichloroethene	ND		10	2.9	ug/L			04/15/16 02:21	10
1,2,4-Trichlorobenzene	ND		10	4.1	ug/L			04/15/16 02:21	10
1,2-Dibromo-3-Chloropropane	ND		10	3.9	ug/L			04/15/16 02:21	10
1,2-Dibromoethane	ND		10	7.3	ug/L			04/15/16 02:21	10
1,2-Dichlorobenzene	ND		10	7.9	ug/L			04/15/16 02:21	10
1,2-Dichloroethane	ND		10	2.1	ug/L			04/15/16 02:21	10
1,2-Dichloropropane	ND		10	7.2	ug/L			04/15/16 02:21	10
1,3-Dichlorobenzene	ND		10	7.8	ug/L			04/15/16 02:21	10
1,4-Dichlorobenzene	ND		10	8.4	ug/L			04/15/16 02:21	10
2-Butanone (MEK)	ND		100	13	ug/L			04/15/16 02:21	10
2-Hexanone	ND		50	12	ug/L			04/15/16 02:21	10
4-Methyl-2-pentanone (MIBK)	ND		50	21	ug/L			04/15/16 02:21	10
Acetone	ND		100	30	ug/L			04/15/16 02:21	10
Benzene	ND		10	4.1	ug/L			04/15/16 02:21	10
Bromodichloromethane	ND		10	3.9	ug/L			04/15/16 02:21	10
Bromoform	ND		10	2.6	ug/L			04/15/16 02:21	10
Bromomethane	ND		10	6.9	ug/L			04/15/16 02:21	10
Carbon disulfide	ND		10	1.9	ug/L			04/15/16 02:21	10
Carbon tetrachloride	ND		10	2.7	ug/L			04/15/16 02:21	10
Chlorobenzene	ND		10	7.5	ug/L			04/15/16 02:21	10
Chloroethane	370		10	3.2	ug/L			04/15/16 02:21	10
Chloroform	ND		10	3.4	ug/L			04/15/16 02:21	10
Chloromethane	ND		10	3.5	ug/L			04/15/16 02:21	10
cis-1,2-Dichloroethene	ND		10	8.1	ug/L			04/15/16 02:21	10
cis-1,3-Dichloropropene	ND		10	3.6	ug/L			04/15/16 02:21	10
Cyclohexane	ND		10	1.8	ug/L			04/15/16 02:21	10
Dibromochloromethane	ND		10	3.2	ug/L			04/15/16 02:21	10
Dichlorodifluoromethane	ND		10	6.8	ug/L			04/15/16 02:21	10
Ethylbenzene	ND		10	7.4	ug/L			04/15/16 02:21	10
Isopropylbenzene	ND		10	7.9	ug/L			04/15/16 02:21	10
Methyl acetate	ND		25	13	ug/L			04/15/16 02:21	10
Methyl tert-butyl ether	ND		10	1.6	ug/L			04/15/16 02:21	10
Methylcyclohexane	ND		10	1.6	ug/L			04/15/16 02:21	10
Methylene Chloride	ND		10	4.4	ug/L			04/15/16 02:21	10
Styrene	ND		10	7.3	ug/L			04/15/16 02:21	10
Tetrachloroethene	ND		10	3.6	ug/L			04/15/16 02:21	10
Toluene	ND		10	5.1	ug/L			04/15/16 02:21	10
trans-1,2-Dichloroethene	ND		10	9.0	ug/L			04/15/16 02:21	10
trans-1,3-Dichloropropene	ND		10	3.7	ug/L			04/15/16 02:21	10
Trichloroethene	ND		10	4.6	ug/L			04/15/16 02:21	10
Trichlorofluoromethane	ND		10	8.8	ug/L			04/15/16 02:21	10
Vinyl chloride	50		10	9.0	ug/L			04/15/16 02:21	10
Xylenes, Total	ND		20	6.6	ug/L			04/15/16 02:21	10

TestAmerica Buffalo

Client Sample Results

Client: AECOM, Inc.
Project/Site: Scott Aviation site

TestAmerica Job ID: 480-97989-1

Client Sample ID: MW-16D

Date Collected: 04/07/16 10:00

Date Received: 04/08/16 18:20

Lab Sample ID: 480-97989-4

Matrix: Ground Water

<i>Surrogate</i>	<i>%Recovery</i>	<i>Qualifier</i>	<i>Limits</i>	<i>Prepared</i>	<i>Analyzed</i>	<i>Dil Fac</i>
1,2-Dichloroethane-d4 (Surr)	104		66 - 137		04/15/16 02:21	10
4-Bromofluorobenzene (Surr)	107		73 - 120		04/15/16 02:21	10
Toluene-d8 (Surr)	96		71 - 126		04/15/16 02:21	10

Client Sample Results

Client: AECOM, Inc.
Project/Site: Scott Aviation site

TestAmerica Job ID: 480-97989-1

Client Sample ID: MW-13S

Date Collected: 04/05/16 14:05

Date Received: 04/08/16 18:20

Lab Sample ID: 480-97989-5

Matrix: Ground Water

Method: 8260C - Volatile Organic Compounds by GC/MS

Analyte	Result	Qualifier	RL	MDL	Unit	D	Prepared	Analyzed	Dil Fac
1,1,1-Trichloroethane	ND		100	82	ug/L			04/15/16 02:46	100
1,1,2,2-Tetrachloroethane	ND		100	21	ug/L			04/15/16 02:46	100
1,1,2-Trichloro-1,2,2-trifluoroethane	ND		100	31	ug/L			04/15/16 02:46	100
1,1,2-Trichloroethane	ND		100	23	ug/L			04/15/16 02:46	100
1,1-Dichloroethane	240		100	38	ug/L			04/15/16 02:46	100
1,1-Dichloroethene	ND		100	29	ug/L			04/15/16 02:46	100
1,2,4-Trichlorobenzene	ND		100	41	ug/L			04/15/16 02:46	100
1,2-Dibromo-3-Chloropropane	ND		100	39	ug/L			04/15/16 02:46	100
1,2-Dibromoethane	ND		100	73	ug/L			04/15/16 02:46	100
1,2-Dichlorobenzene	ND		100	79	ug/L			04/15/16 02:46	100
1,2-Dichloroethane	ND		100	21	ug/L			04/15/16 02:46	100
1,2-Dichloropropane	ND		100	72	ug/L			04/15/16 02:46	100
1,3-Dichlorobenzene	ND		100	78	ug/L			04/15/16 02:46	100
1,4-Dichlorobenzene	ND		100	84	ug/L			04/15/16 02:46	100
2-Butanone (MEK)	ND		1000	130	ug/L			04/15/16 02:46	100
2-Hexanone	ND		500	120	ug/L			04/15/16 02:46	100
4-Methyl-2-pentanone (MIBK)	ND		500	210	ug/L			04/15/16 02:46	100
Acetone	ND		1000	300	ug/L			04/15/16 02:46	100
Benzene	ND		100	41	ug/L			04/15/16 02:46	100
Bromodichloromethane	ND		100	39	ug/L			04/15/16 02:46	100
Bromoform	ND		100	26	ug/L			04/15/16 02:46	100
Bromomethane	ND		100	69	ug/L			04/15/16 02:46	100
Carbon disulfide	ND		100	19	ug/L			04/15/16 02:46	100
Carbon tetrachloride	ND		100	27	ug/L			04/15/16 02:46	100
Chlorobenzene	ND		100	75	ug/L			04/15/16 02:46	100
Chloroethane	390		100	32	ug/L			04/15/16 02:46	100
Chloroform	ND		100	34	ug/L			04/15/16 02:46	100
Chloromethane	ND		100	35	ug/L			04/15/16 02:46	100
cis-1,2-Dichloroethene	5000		100	81	ug/L			04/15/16 02:46	100
cis-1,3-Dichloropropene	ND		100	36	ug/L			04/15/16 02:46	100
Cyclohexane	ND		100	18	ug/L			04/15/16 02:46	100
Dibromochloromethane	ND		100	32	ug/L			04/15/16 02:46	100
Dichlorodifluoromethane	ND		100	68	ug/L			04/15/16 02:46	100
Ethylbenzene	ND		100	74	ug/L			04/15/16 02:46	100
Isopropylbenzene	ND		100	79	ug/L			04/15/16 02:46	100
Methyl acetate	ND		250	130	ug/L			04/15/16 02:46	100
Methyl tert-butyl ether	ND		100	16	ug/L			04/15/16 02:46	100
Methylcyclohexane	ND		100	16	ug/L			04/15/16 02:46	100
Methylene Chloride	ND		100	44	ug/L			04/15/16 02:46	100
Styrene	ND		100	73	ug/L			04/15/16 02:46	100
Tetrachloroethene	ND		100	36	ug/L			04/15/16 02:46	100
Toluene	81 J		100	51	ug/L			04/15/16 02:46	100
trans-1,2-Dichloroethene	ND		100	90	ug/L			04/15/16 02:46	100
trans-1,3-Dichloropropene	ND		100	37	ug/L			04/15/16 02:46	100
Trichloroethene	ND		100	46	ug/L			04/15/16 02:46	100
Trichlorofluoromethane	ND		100	88	ug/L			04/15/16 02:46	100
Vinyl chloride	6100		100	90	ug/L			04/15/16 02:46	100
Xylenes, Total	ND		200	66	ug/L			04/15/16 02:46	100

TestAmerica Buffalo

Client Sample Results

Client: AECOM, Inc.
Project/Site: Scott Aviation site

TestAmerica Job ID: 480-97989-1

Client Sample ID: MW-13S

Date Collected: 04/05/16 14:05

Date Received: 04/08/16 18:20

Lab Sample ID: 480-97989-5

Matrix: Ground Water

<i>Surrogate</i>	<i>%Recovery</i>	<i>Qualifier</i>	<i>Limits</i>	<i>Prepared</i>	<i>Analyzed</i>	<i>Dil Fac</i>
1,2-Dichloroethane-d4 (Surr)	103		66 - 137		04/15/16 02:46	100
4-Bromofluorobenzene (Surr)	112		73 - 120		04/15/16 02:46	100
Toluene-d8 (Surr)	98		71 - 126		04/15/16 02:46	100

Client Sample Results

Client: AECOM, Inc.
Project/Site: Scott Aviation site

TestAmerica Job ID: 480-97989-1

Client Sample ID: MW-13D

Date Collected: 04/06/16 08:00

Date Received: 04/08/16 18:20

Lab Sample ID: 480-97989-6

Matrix: Ground Water

Method: 8260C - Volatile Organic Compounds by GC/MS

Analyte	Result	Qualifier	RL	MDL	Unit	D	Prepared	Analyzed	Dil Fac
1,1,1-Trichloroethane	ND		10	8.2	ug/L			04/15/16 03:11	10
1,1,2,2-Tetrachloroethane	ND		10	2.1	ug/L			04/15/16 03:11	10
1,1,2-Trichloro-1,2,2-trifluoroethane	ND		10	3.1	ug/L			04/15/16 03:11	10
1,1,2-Trichloroethane	ND		10	2.3	ug/L			04/15/16 03:11	10
1,1-Dichloroethane	ND		10	3.8	ug/L			04/15/16 03:11	10
1,1-Dichloroethene	ND		10	2.9	ug/L			04/15/16 03:11	10
1,2,4-Trichlorobenzene	ND		10	4.1	ug/L			04/15/16 03:11	10
1,2-Dibromo-3-Chloropropane	ND		10	3.9	ug/L			04/15/16 03:11	10
1,2-Dibromoethane	ND		10	7.3	ug/L			04/15/16 03:11	10
1,2-Dichlorobenzene	ND		10	7.9	ug/L			04/15/16 03:11	10
1,2-Dichloroethane	ND		10	2.1	ug/L			04/15/16 03:11	10
1,2-Dichloropropane	ND		10	7.2	ug/L			04/15/16 03:11	10
1,3-Dichlorobenzene	ND		10	7.8	ug/L			04/15/16 03:11	10
1,4-Dichlorobenzene	ND		10	8.4	ug/L			04/15/16 03:11	10
2-Butanone (MEK)	1300		100	13	ug/L			04/15/16 03:11	10
2-Hexanone	ND		50	12	ug/L			04/15/16 03:11	10
4-Methyl-2-pentanone (MIBK)	ND		50	21	ug/L			04/15/16 03:11	10
Acetone	300		100	30	ug/L			04/15/16 03:11	10
Benzene	ND		10	4.1	ug/L			04/15/16 03:11	10
Bromodichloromethane	ND		10	3.9	ug/L			04/15/16 03:11	10
Bromoform	ND		10	2.6	ug/L			04/15/16 03:11	10
Bromomethane	ND		10	6.9	ug/L			04/15/16 03:11	10
Carbon disulfide	ND		10	1.9	ug/L			04/15/16 03:11	10
Carbon tetrachloride	ND		10	2.7	ug/L			04/15/16 03:11	10
Chlorobenzene	ND		10	7.5	ug/L			04/15/16 03:11	10
Chloroethane	36		10	3.2	ug/L			04/15/16 03:11	10
Chloroform	ND		10	3.4	ug/L			04/15/16 03:11	10
Chloromethane	ND		10	3.5	ug/L			04/15/16 03:11	10
cis-1,2-Dichloroethene	ND		10	8.1	ug/L			04/15/16 03:11	10
cis-1,3-Dichloropropene	ND		10	3.6	ug/L			04/15/16 03:11	10
Cyclohexane	ND		10	1.8	ug/L			04/15/16 03:11	10
Dibromochloromethane	ND		10	3.2	ug/L			04/15/16 03:11	10
Dichlorodifluoromethane	ND		10	6.8	ug/L			04/15/16 03:11	10
Ethylbenzene	ND		10	7.4	ug/L			04/15/16 03:11	10
Isopropylbenzene	ND		10	7.9	ug/L			04/15/16 03:11	10
Methyl acetate	ND		25	13	ug/L			04/15/16 03:11	10
Methyl tert-butyl ether	ND		10	1.6	ug/L			04/15/16 03:11	10
Methylcyclohexane	ND		10	1.6	ug/L			04/15/16 03:11	10
Methylene Chloride	ND		10	4.4	ug/L			04/15/16 03:11	10
Styrene	ND		10	7.3	ug/L			04/15/16 03:11	10
Tetrachloroethene	ND		10	3.6	ug/L			04/15/16 03:11	10
Toluene	ND		10	5.1	ug/L			04/15/16 03:11	10
trans-1,2-Dichloroethene	ND		10	9.0	ug/L			04/15/16 03:11	10
trans-1,3-Dichloropropene	ND		10	3.7	ug/L			04/15/16 03:11	10
Trichloroethene	ND		10	4.6	ug/L			04/15/16 03:11	10
Trichlorofluoromethane	ND		10	8.8	ug/L			04/15/16 03:11	10
Vinyl chloride	ND		10	9.0	ug/L			04/15/16 03:11	10
Xylenes, Total	ND		20	6.6	ug/L			04/15/16 03:11	10

TestAmerica Buffalo

Client Sample Results

Client: AECOM, Inc.
Project/Site: Scott Aviation site

TestAmerica Job ID: 480-97989-1

Client Sample ID: MW-13D

Date Collected: 04/06/16 08:00

Date Received: 04/08/16 18:20

Lab Sample ID: 480-97989-6

Matrix: Ground Water

<i>Surrogate</i>	<i>%Recovery</i>	<i>Qualifier</i>	<i>Limits</i>	<i>Prepared</i>	<i>Analyzed</i>	<i>Dil Fac</i>
1,2-Dichloroethane-d4 (Surr)	102		66 - 137		04/15/16 03:11	10
4-Bromofluorobenzene (Surr)	107		73 - 120		04/15/16 03:11	10
Toluene-d8 (Surr)	94		71 - 126		04/15/16 03:11	10

Client Sample Results

Client: AECOM, Inc.
Project/Site: Scott Aviation site

TestAmerica Job ID: 480-97989-1

Client Sample ID: MW-8R

Date Collected: 04/06/16 10:05

Date Received: 04/08/16 18:20

Lab Sample ID: 480-97989-7

Matrix: Ground Water

Method: 8260C - Volatile Organic Compounds by GC/MS

Analyte	Result	Qualifier	RL	MDL	Unit	D	Prepared	Analyzed	Dil Fac
1,1,1-Trichloroethane	ND		1000	820	ug/L			04/15/16 03:37	1000
1,1,2,2-Tetrachloroethane	ND		1000	210	ug/L			04/15/16 03:37	1000
1,1,2-Trichloro-1,2,2-trifluoroethane	ND		1000	310	ug/L			04/15/16 03:37	1000
1,1,2-Trichloroethane	ND		1000	230	ug/L			04/15/16 03:37	1000
1,1-Dichloroethane	ND		1000	380	ug/L			04/15/16 03:37	1000
1,1-Dichloroethene	ND		1000	290	ug/L			04/15/16 03:37	1000
1,2,4-Trichlorobenzene	ND		1000	410	ug/L			04/15/16 03:37	1000
1,2-Dibromo-3-Chloropropane	ND		1000	390	ug/L			04/15/16 03:37	1000
1,2-Dibromoethane	ND		1000	730	ug/L			04/15/16 03:37	1000
1,2-Dichlorobenzene	ND		1000	790	ug/L			04/15/16 03:37	1000
1,2-Dichloroethane	ND		1000	210	ug/L			04/15/16 03:37	1000
1,2-Dichloropropane	ND		1000	720	ug/L			04/15/16 03:37	1000
1,3-Dichlorobenzene	ND		1000	780	ug/L			04/15/16 03:37	1000
1,4-Dichlorobenzene	ND		1000	840	ug/L			04/15/16 03:37	1000
2-Butanone (MEK)	ND		10000	1300	ug/L			04/15/16 03:37	1000
2-Hexanone	ND		5000	1200	ug/L			04/15/16 03:37	1000
4-Methyl-2-pentanone (MIBK)	ND		5000	2100	ug/L			04/15/16 03:37	1000
Acetone	ND		10000	3000	ug/L			04/15/16 03:37	1000
Benzene	ND		1000	410	ug/L			04/15/16 03:37	1000
Bromodichloromethane	ND		1000	390	ug/L			04/15/16 03:37	1000
Bromoform	ND		1000	260	ug/L			04/15/16 03:37	1000
Bromomethane	ND		1000	690	ug/L			04/15/16 03:37	1000
Carbon disulfide	ND		1000	190	ug/L			04/15/16 03:37	1000
Carbon tetrachloride	ND		1000	270	ug/L			04/15/16 03:37	1000
Chlorobenzene	ND		1000	750	ug/L			04/15/16 03:37	1000
Chloroethane	ND		1000	320	ug/L			04/15/16 03:37	1000
Chloroform	ND		1000	340	ug/L			04/15/16 03:37	1000
Chloromethane	ND		1000	350	ug/L			04/15/16 03:37	1000
cis-1,2-Dichloroethene	19000		1000	810	ug/L			04/15/16 03:37	1000
cis-1,3-Dichloropropene	ND		1000	360	ug/L			04/15/16 03:37	1000
Cyclohexane	ND		1000	180	ug/L			04/15/16 03:37	1000
Dibromochloromethane	ND		1000	320	ug/L			04/15/16 03:37	1000
Dichlorodifluoromethane	ND		1000	680	ug/L			04/15/16 03:37	1000
Ethylbenzene	ND		1000	740	ug/L			04/15/16 03:37	1000
Isopropylbenzene	ND		1000	790	ug/L			04/15/16 03:37	1000
Methyl acetate	ND		2500	1300	ug/L			04/15/16 03:37	1000
Methyl tert-butyl ether	ND		1000	160	ug/L			04/15/16 03:37	1000
Methylcyclohexane	ND		1000	160	ug/L			04/15/16 03:37	1000
Methylene Chloride	ND		1000	440	ug/L			04/15/16 03:37	1000
Styrene	ND		1000	730	ug/L			04/15/16 03:37	1000
Tetrachloroethene	ND		1000	360	ug/L			04/15/16 03:37	1000
Toluene	ND		1000	510	ug/L			04/15/16 03:37	1000
trans-1,2-Dichloroethene	ND		1000	900	ug/L			04/15/16 03:37	1000
trans-1,3-Dichloropropene	ND		1000	370	ug/L			04/15/16 03:37	1000
Trichloroethene	ND		1000	460	ug/L			04/15/16 03:37	1000
Trichlorofluoromethane	ND		1000	880	ug/L			04/15/16 03:37	1000
Vinyl chloride	26000		1000	900	ug/L			04/15/16 03:37	1000
Xylenes, Total	ND		2000	660	ug/L			04/15/16 03:37	1000

TestAmerica Buffalo

Client Sample Results

Client: AECOM, Inc.
Project/Site: Scott Aviation site

TestAmerica Job ID: 480-97989-1

Client Sample ID: MW-8R

Date Collected: 04/06/16 10:05

Date Received: 04/08/16 18:20

Lab Sample ID: 480-97989-7

Matrix: Ground Water

<i>Surrogate</i>	<i>%Recovery</i>	<i>Qualifier</i>	<i>Limits</i>	<i>Prepared</i>	<i>Analyzed</i>	<i>Dil Fac</i>
1,2-Dichloroethane-d4 (Surr)	99		66 - 137		04/15/16 03:37	1000
4-Bromofluorobenzene (Surr)	110		73 - 120		04/15/16 03:37	1000
Toluene-d8 (Surr)	96		71 - 126		04/15/16 03:37	1000

Client Sample Results

Client: AECOM, Inc.
Project/Site: Scott Aviation site

TestAmerica Job ID: 480-97989-1

Client Sample ID: MW-15S

Lab Sample ID: 480-97989-8

Date Collected: 04/06/16 11:00

Matrix: Ground Water

Date Received: 04/08/16 18:20

Method: 8260C - Volatile Organic Compounds by GC/MS

Analyte	Result	Qualifier	RL	MDL	Unit	D	Prepared	Analyzed	Dil Fac
1,1,1-Trichloroethane	ND		20	16	ug/L			04/15/16 04:02	20
1,1,2,2-Tetrachloroethane	ND		20	4.2	ug/L			04/15/16 04:02	20
1,1,2-Trichloro-1,2,2-trifluoroethane	ND		20	6.2	ug/L			04/15/16 04:02	20
1,1,2-Trichloroethane	ND		20	4.6	ug/L			04/15/16 04:02	20
1,1-Dichloroethane	540		20	7.6	ug/L			04/15/16 04:02	20
1,1-Dichloroethene	9.3	J	20	5.8	ug/L			04/15/16 04:02	20
1,2,4-Trichlorobenzene	ND		20	8.2	ug/L			04/15/16 04:02	20
1,2-Dibromo-3-Chloropropane	ND		20	7.8	ug/L			04/15/16 04:02	20
1,2-Dibromoethane	ND		20	15	ug/L			04/15/16 04:02	20
1,2-Dichlorobenzene	ND		20	16	ug/L			04/15/16 04:02	20
1,2-Dichloroethane	ND		20	4.2	ug/L			04/15/16 04:02	20
1,2-Dichloropropane	ND		20	14	ug/L			04/15/16 04:02	20
1,3-Dichlorobenzene	ND		20	16	ug/L			04/15/16 04:02	20
1,4-Dichlorobenzene	ND		20	17	ug/L			04/15/16 04:02	20
2-Butanone (MEK)	160	J	200	26	ug/L			04/15/16 04:02	20
2-Hexanone	ND		100	25	ug/L			04/15/16 04:02	20
4-Methyl-2-pentanone (MIBK)	ND		100	42	ug/L			04/15/16 04:02	20
Acetone	790		200	60	ug/L			04/15/16 04:02	20
Benzene	ND		20	8.2	ug/L			04/15/16 04:02	20
Bromodichloromethane	ND		20	7.8	ug/L			04/15/16 04:02	20
Bromoform	ND		20	5.2	ug/L			04/15/16 04:02	20
Bromomethane	ND		20	14	ug/L			04/15/16 04:02	20
Carbon disulfide	ND		20	3.8	ug/L			04/15/16 04:02	20
Carbon tetrachloride	ND		20	5.4	ug/L			04/15/16 04:02	20
Chlorobenzene	ND		20	15	ug/L			04/15/16 04:02	20
Chloroethane	290		20	6.4	ug/L			04/15/16 04:02	20
Chloroform	ND		20	6.8	ug/L			04/15/16 04:02	20
Chloromethane	ND		20	7.0	ug/L			04/15/16 04:02	20
cis-1,2-Dichloroethene	810		20	16	ug/L			04/15/16 04:02	20
cis-1,3-Dichloropropene	ND		20	7.2	ug/L			04/15/16 04:02	20
Cyclohexane	ND		20	3.6	ug/L			04/15/16 04:02	20
Dibromochloromethane	ND		20	6.4	ug/L			04/15/16 04:02	20
Dichlorodifluoromethane	ND		20	14	ug/L			04/15/16 04:02	20
Ethylbenzene	ND		20	15	ug/L			04/15/16 04:02	20
Isopropylbenzene	ND		20	16	ug/L			04/15/16 04:02	20
Methyl acetate	ND		50	26	ug/L			04/15/16 04:02	20
Methyl tert-butyl ether	ND		20	3.2	ug/L			04/15/16 04:02	20
Methylcyclohexane	ND		20	3.2	ug/L			04/15/16 04:02	20
Methylene Chloride	ND		20	8.8	ug/L			04/15/16 04:02	20
Styrene	ND		20	15	ug/L			04/15/16 04:02	20
Tetrachloroethene	ND		20	7.2	ug/L			04/15/16 04:02	20
Toluene	160		20	10	ug/L			04/15/16 04:02	20
trans-1,2-Dichloroethene	ND		20	18	ug/L			04/15/16 04:02	20
trans-1,3-Dichloropropene	ND		20	7.4	ug/L			04/15/16 04:02	20
Trichloroethene	110		20	9.2	ug/L			04/15/16 04:02	20
Trichlorofluoromethane	ND		20	18	ug/L			04/15/16 04:02	20
Vinyl chloride	230		20	18	ug/L			04/15/16 04:02	20
Xylenes, Total	21	J	40	13	ug/L			04/15/16 04:02	20

TestAmerica Buffalo

Client Sample Results

Client: AECOM, Inc.
Project/Site: Scott Aviation site

TestAmerica Job ID: 480-97989-1

Client Sample ID: MW-15S

Date Collected: 04/06/16 11:00

Date Received: 04/08/16 18:20

Lab Sample ID: 480-97989-8

Matrix: Ground Water

<i>Surrogate</i>	<i>%Recovery</i>	<i>Qualifier</i>	<i>Limits</i>	<i>Prepared</i>	<i>Analyzed</i>	<i>Dil Fac</i>
1,2-Dichloroethane-d4 (Surr)	100		66 - 137		04/15/16 04:02	20
4-Bromofluorobenzene (Surr)	111		73 - 120		04/15/16 04:02	20
Toluene-d8 (Surr)	98		71 - 126		04/15/16 04:02	20

Client Sample Results

Client: AECOM, Inc.
Project/Site: Scott Aviation site

TestAmerica Job ID: 480-97989-1

Client Sample ID: MW-15D

Lab Sample ID: 480-97989-9

Date Collected: 04/06/16 14:30

Matrix: Ground Water

Date Received: 04/08/16 18:20

Method: 8260C - Volatile Organic Compounds by GC/MS

Analyte	Result	Qualifier	RL	MDL	Unit	D	Prepared	Analyzed	Dil Fac
1,1,1-Trichloroethane	ND		5.0	4.1	ug/L			04/15/16 17:37	5
1,1,2,2-Tetrachloroethane	ND		5.0	1.1	ug/L			04/15/16 17:37	5
1,1,2-Trichloro-1,2,2-trifluoroethane	ND		5.0	1.6	ug/L			04/15/16 17:37	5
1,1,2-Trichloroethane	ND		5.0	1.2	ug/L			04/15/16 17:37	5
1,1-Dichloroethane	ND		5.0	1.9	ug/L			04/15/16 17:37	5
1,1-Dichloroethene	ND		5.0	1.5	ug/L			04/15/16 17:37	5
1,2,4-Trichlorobenzene	ND		5.0	2.1	ug/L			04/15/16 17:37	5
1,2-Dibromo-3-Chloropropane	ND		5.0	2.0	ug/L			04/15/16 17:37	5
1,2-Dibromoethane	ND		5.0	3.7	ug/L			04/15/16 17:37	5
1,2-Dichlorobenzene	ND		5.0	4.0	ug/L			04/15/16 17:37	5
1,2-Dichloroethane	ND		5.0	1.1	ug/L			04/15/16 17:37	5
1,2-Dichloropropane	ND		5.0	3.6	ug/L			04/15/16 17:37	5
1,3-Dichlorobenzene	ND		5.0	3.9	ug/L			04/15/16 17:37	5
1,4-Dichlorobenzene	ND		5.0	4.2	ug/L			04/15/16 17:37	5
2-Butanone (MEK)	ND		50	6.6	ug/L			04/15/16 17:37	5
2-Hexanone	ND		25	6.2	ug/L			04/15/16 17:37	5
4-Methyl-2-pentanone (MIBK)	ND		25	11	ug/L			04/15/16 17:37	5
Acetone	ND		50	15	ug/L			04/15/16 17:37	5
Benzene	ND		5.0	2.1	ug/L			04/15/16 17:37	5
Bromodichloromethane	ND		5.0	2.0	ug/L			04/15/16 17:37	5
Bromoform	ND		5.0	1.3	ug/L			04/15/16 17:37	5
Bromomethane	ND		5.0	3.5	ug/L			04/15/16 17:37	5
Carbon disulfide	ND		5.0	0.95	ug/L			04/15/16 17:37	5
Carbon tetrachloride	ND		5.0	1.4	ug/L			04/15/16 17:37	5
Chlorobenzene	ND		5.0	3.8	ug/L			04/15/16 17:37	5
Chloroethane	250		5.0	1.6	ug/L			04/15/16 17:37	5
Chloroform	ND		5.0	1.7	ug/L			04/15/16 17:37	5
Chloromethane	ND		5.0	1.8	ug/L			04/15/16 17:37	5
cis-1,2-Dichloroethene	ND		5.0	4.1	ug/L			04/15/16 17:37	5
cis-1,3-Dichloropropene	ND		5.0	1.8	ug/L			04/15/16 17:37	5
Cyclohexane	ND		5.0	0.90	ug/L			04/15/16 17:37	5
Dibromochloromethane	ND		5.0	1.6	ug/L			04/15/16 17:37	5
Dichlorodifluoromethane	ND		5.0	3.4	ug/L			04/15/16 17:37	5
Ethylbenzene	ND		5.0	3.7	ug/L			04/15/16 17:37	5
Isopropylbenzene	ND		5.0	4.0	ug/L			04/15/16 17:37	5
Methyl acetate	ND		13	6.5	ug/L			04/15/16 17:37	5
Methyl tert-butyl ether	ND		5.0	0.80	ug/L			04/15/16 17:37	5
Methylcyclohexane	ND		5.0	0.80	ug/L			04/15/16 17:37	5
Methylene Chloride	ND		5.0	2.2	ug/L			04/15/16 17:37	5
Styrene	ND		5.0	3.7	ug/L			04/15/16 17:37	5
Tetrachloroethene	ND		5.0	1.8	ug/L			04/15/16 17:37	5
Toluene	ND		5.0	2.6	ug/L			04/15/16 17:37	5
trans-1,2-Dichloroethene	ND		5.0	4.5	ug/L			04/15/16 17:37	5
trans-1,3-Dichloropropene	ND		5.0	1.9	ug/L			04/15/16 17:37	5
Trichloroethene	ND		5.0	2.3	ug/L			04/15/16 17:37	5
Trichlorofluoromethane	ND		5.0	4.4	ug/L			04/15/16 17:37	5
Vinyl chloride	ND		5.0	4.5	ug/L			04/15/16 17:37	5
Xylenes, Total	ND		10	3.3	ug/L			04/15/16 17:37	5

TestAmerica Buffalo

Client Sample Results

Client: AECOM, Inc.
Project/Site: Scott Aviation site

TestAmerica Job ID: 480-97989-1

Client Sample ID: MW-15D

Date Collected: 04/06/16 14:30

Date Received: 04/08/16 18:20

Lab Sample ID: 480-97989-9

Matrix: Ground Water

<i>Surrogate</i>	<i>%Recovery</i>	<i>Qualifier</i>	<i>Limits</i>	<i>Prepared</i>	<i>Analyzed</i>	<i>Dil Fac</i>
1,2-Dichloroethane-d4 (Surr)	96		66 - 137		04/15/16 17:37	5
4-Bromofluorobenzene (Surr)	111		73 - 120		04/15/16 17:37	5
Toluene-d8 (Surr)	97		71 - 126		04/15/16 17:37	5

Client Sample Results

Client: AECOM, Inc.
Project/Site: Scott Aviation site

TestAmerica Job ID: 480-97989-1

Client Sample ID: DPT-1

Lab Sample ID: 480-97989-10

Date Collected: 04/06/16 15:00

Matrix: Water

Date Received: 04/08/16 18:20

Method: 8260C - Volatile Organic Compounds by GC/MS

Analyte	Result	Qualifier	RL	MDL	Unit	D	Prepared	Analyzed	Dil Fac
1,1,1-Trichloroethane	ND		20	16	ug/L			04/15/16 18:03	20
1,1,2,2-Tetrachloroethane	ND		20	4.2	ug/L			04/15/16 18:03	20
1,1,2-Trichloro-1,2,2-trifluoroethane	ND		20	6.2	ug/L			04/15/16 18:03	20
1,1,2-Trichloroethane	ND		20	4.6	ug/L			04/15/16 18:03	20
1,1-Dichloroethane	130		20	7.6	ug/L			04/15/16 18:03	20
1,1-Dichloroethene	ND		20	5.8	ug/L			04/15/16 18:03	20
1,2,4-Trichlorobenzene	ND		20	8.2	ug/L			04/15/16 18:03	20
1,2-Dibromo-3-Chloropropane	ND		20	7.8	ug/L			04/15/16 18:03	20
1,2-Dibromoethane	ND		20	15	ug/L			04/15/16 18:03	20
1,2-Dichlorobenzene	ND		20	16	ug/L			04/15/16 18:03	20
1,2-Dichloroethane	ND		20	4.2	ug/L			04/15/16 18:03	20
1,2-Dichloropropane	ND		20	14	ug/L			04/15/16 18:03	20
1,3-Dichlorobenzene	ND		20	16	ug/L			04/15/16 18:03	20
1,4-Dichlorobenzene	ND		20	17	ug/L			04/15/16 18:03	20
2-Butanone (MEK)	ND		200	26	ug/L			04/15/16 18:03	20
2-Hexanone	ND		100	25	ug/L			04/15/16 18:03	20
4-Methyl-2-pentanone (MIBK)	ND		100	42	ug/L			04/15/16 18:03	20
Acetone	ND		200	60	ug/L			04/15/16 18:03	20
Benzene	ND		20	8.2	ug/L			04/15/16 18:03	20
Bromodichloromethane	ND		20	7.8	ug/L			04/15/16 18:03	20
Bromoform	ND		20	5.2	ug/L			04/15/16 18:03	20
Bromomethane	ND		20	14	ug/L			04/15/16 18:03	20
Carbon disulfide	ND		20	3.8	ug/L			04/15/16 18:03	20
Carbon tetrachloride	ND		20	5.4	ug/L			04/15/16 18:03	20
Chlorobenzene	ND		20	15	ug/L			04/15/16 18:03	20
Chloroethane	18 J		20	6.4	ug/L			04/15/16 18:03	20
Chloroform	ND		20	6.8	ug/L			04/15/16 18:03	20
Chloromethane	ND		20	7.0	ug/L			04/15/16 18:03	20
cis-1,2-Dichloroethene	130		20	16	ug/L			04/15/16 18:03	20
cis-1,3-Dichloropropene	ND		20	7.2	ug/L			04/15/16 18:03	20
Cyclohexane	ND		20	3.6	ug/L			04/15/16 18:03	20
Dibromochloromethane	ND		20	6.4	ug/L			04/15/16 18:03	20
Dichlorodifluoromethane	ND		20	14	ug/L			04/15/16 18:03	20
Ethylbenzene	ND		20	15	ug/L			04/15/16 18:03	20
Isopropylbenzene	ND		20	16	ug/L			04/15/16 18:03	20
Methyl acetate	ND		50	26	ug/L			04/15/16 18:03	20
Methyl tert-butyl ether	ND		20	3.2	ug/L			04/15/16 18:03	20
Methylcyclohexane	ND		20	3.2	ug/L			04/15/16 18:03	20
Methylene Chloride	ND		20	8.8	ug/L			04/15/16 18:03	20
Styrene	ND		20	15	ug/L			04/15/16 18:03	20
Tetrachloroethene	ND		20	7.2	ug/L			04/15/16 18:03	20
Toluene	29		20	10	ug/L			04/15/16 18:03	20
trans-1,2-Dichloroethene	ND		20	18	ug/L			04/15/16 18:03	20
trans-1,3-Dichloropropene	ND		20	7.4	ug/L			04/15/16 18:03	20
Trichloroethene	18 J		20	9.2	ug/L			04/15/16 18:03	20
Trichlorofluoromethane	ND		20	18	ug/L			04/15/16 18:03	20
Vinyl chloride	31		20	18	ug/L			04/15/16 18:03	20
Xylenes, Total	ND		40	13	ug/L			04/15/16 18:03	20

TestAmerica Buffalo

Client Sample Results

Client: AECOM, Inc.
Project/Site: Scott Aviation site

TestAmerica Job ID: 480-97989-1

Client Sample ID: DPT-1

Date Collected: 04/06/16 15:00

Date Received: 04/08/16 18:20

Lab Sample ID: 480-97989-10

Matrix: Water

<i>Surrogate</i>	<i>%Recovery</i>	<i>Qualifier</i>	<i>Limits</i>	<i>Prepared</i>	<i>Analyzed</i>	<i>Dil Fac</i>
1,2-Dichloroethane-d4 (Surr)	98		66 - 137		04/15/16 18:03	20
4-Bromofluorobenzene (Surr)	110		73 - 120		04/15/16 18:03	20
Toluene-d8 (Surr)	96		71 - 126		04/15/16 18:03	20

Client Sample Results

Client: AECOM, Inc.
Project/Site: Scott Aviation site

TestAmerica Job ID: 480-97989-1

Client Sample ID: DPT-2

Lab Sample ID: 480-97989-11

Date Collected: 04/06/16 15:15

Matrix: Water

Date Received: 04/08/16 18:20

Method: 8260C - Volatile Organic Compounds by GC/MS

Analyte	Result	Qualifier	RL	MDL	Unit	D	Prepared	Analyzed	Dil Fac
1,1,1-Trichloroethane	ND		5.0	4.1	ug/L			04/15/16 18:28	5
1,1,2,2-Tetrachloroethane	ND		5.0	1.1	ug/L			04/15/16 18:28	5
1,1,2-Trichloro-1,2,2-trifluoroethane	ND		5.0	1.6	ug/L			04/15/16 18:28	5
1,1,2-Trichloroethane	ND		5.0	1.2	ug/L			04/15/16 18:28	5
1,1-Dichloroethane	ND		5.0	1.9	ug/L			04/15/16 18:28	5
1,1-Dichloroethene	ND		5.0	1.5	ug/L			04/15/16 18:28	5
1,2,4-Trichlorobenzene	ND		5.0	2.1	ug/L			04/15/16 18:28	5
1,2-Dibromo-3-Chloropropane	ND		5.0	2.0	ug/L			04/15/16 18:28	5
1,2-Dibromoethane	ND		5.0	3.7	ug/L			04/15/16 18:28	5
1,2-Dichlorobenzene	ND		5.0	4.0	ug/L			04/15/16 18:28	5
1,2-Dichloroethane	ND		5.0	1.1	ug/L			04/15/16 18:28	5
1,2-Dichloropropane	ND		5.0	3.6	ug/L			04/15/16 18:28	5
1,3-Dichlorobenzene	ND		5.0	3.9	ug/L			04/15/16 18:28	5
1,4-Dichlorobenzene	ND		5.0	4.2	ug/L			04/15/16 18:28	5
2-Butanone (MEK)	ND		50	6.6	ug/L			04/15/16 18:28	5
2-Hexanone	ND		25	6.2	ug/L			04/15/16 18:28	5
4-Methyl-2-pentanone (MIBK)	ND		25	11	ug/L			04/15/16 18:28	5
Acetone	ND		50	15	ug/L			04/15/16 18:28	5
Benzene	ND		5.0	2.1	ug/L			04/15/16 18:28	5
Bromodichloromethane	ND		5.0	2.0	ug/L			04/15/16 18:28	5
Bromoform	ND		5.0	1.3	ug/L			04/15/16 18:28	5
Bromomethane	ND		5.0	3.5	ug/L			04/15/16 18:28	5
Carbon disulfide	ND		5.0	0.95	ug/L			04/15/16 18:28	5
Carbon tetrachloride	ND		5.0	1.4	ug/L			04/15/16 18:28	5
Chlorobenzene	ND		5.0	3.8	ug/L			04/15/16 18:28	5
Chloroethane	ND		5.0	1.6	ug/L			04/15/16 18:28	5
Chloroform	ND		5.0	1.7	ug/L			04/15/16 18:28	5
Chloromethane	ND		5.0	1.8	ug/L			04/15/16 18:28	5
cis-1,2-Dichloroethene	ND		5.0	4.1	ug/L			04/15/16 18:28	5
cis-1,3-Dichloropropene	ND		5.0	1.8	ug/L			04/15/16 18:28	5
Cyclohexane	ND		5.0	0.90	ug/L			04/15/16 18:28	5
Dibromochloromethane	ND		5.0	1.6	ug/L			04/15/16 18:28	5
Dichlorodifluoromethane	ND		5.0	3.4	ug/L			04/15/16 18:28	5
Ethylbenzene	ND		5.0	3.7	ug/L			04/15/16 18:28	5
Isopropylbenzene	ND		5.0	4.0	ug/L			04/15/16 18:28	5
Methyl acetate	ND		13	6.5	ug/L			04/15/16 18:28	5
Methyl tert-butyl ether	ND		5.0	0.80	ug/L			04/15/16 18:28	5
Methylcyclohexane	ND		5.0	0.80	ug/L			04/15/16 18:28	5
Methylene Chloride	ND		5.0	2.2	ug/L			04/15/16 18:28	5
Styrene	ND		5.0	3.7	ug/L			04/15/16 18:28	5
Tetrachloroethene	ND		5.0	1.8	ug/L			04/15/16 18:28	5
Toluene	ND		5.0	2.6	ug/L			04/15/16 18:28	5
trans-1,2-Dichloroethene	ND		5.0	4.5	ug/L			04/15/16 18:28	5
trans-1,3-Dichloropropene	ND		5.0	1.9	ug/L			04/15/16 18:28	5
Trichloroethene	ND		5.0	2.3	ug/L			04/15/16 18:28	5
Trichlorofluoromethane	ND		5.0	4.4	ug/L			04/15/16 18:28	5
Vinyl chloride	ND		5.0	4.5	ug/L			04/15/16 18:28	5
Xylenes, Total	ND		10	3.3	ug/L			04/15/16 18:28	5

TestAmerica Buffalo

Client Sample Results

Client: AECOM, Inc.
Project/Site: Scott Aviation site

TestAmerica Job ID: 480-97989-1

Client Sample ID: DPT-2

Date Collected: 04/06/16 15:15

Date Received: 04/08/16 18:20

Lab Sample ID: 480-97989-11

Matrix: Water

<i>Surrogate</i>	<i>%Recovery</i>	<i>Qualifier</i>	<i>Limits</i>	<i>Prepared</i>	<i>Analyzed</i>	<i>Dil Fac</i>
1,2-Dichloroethane-d4 (Surr)	103		66 - 137		04/15/16 18:28	5
4-Bromofluorobenzene (Surr)	110		73 - 120		04/15/16 18:28	5
Toluene-d8 (Surr)	96		71 - 126		04/15/16 18:28	5

Client Sample Results

Client: AECOM, Inc.
Project/Site: Scott Aviation site

TestAmerica Job ID: 480-97989-1

Client Sample ID: DPT-3

Lab Sample ID: 480-97989-12

Date Collected: 04/06/16 15:50

Matrix: Water

Date Received: 04/08/16 18:20

Method: 8260C - Volatile Organic Compounds by GC/MS

Analyte	Result	Qualifier	RL	MDL	Unit	D	Prepared	Analyzed	Dil Fac
1,1,1-Trichloroethane	ND		5.0	4.1	ug/L			04/15/16 18:54	5
1,1,2,2-Tetrachloroethane	ND		5.0	1.1	ug/L			04/15/16 18:54	5
1,1,2-Trichloro-1,2,2-trifluoroethane	ND		5.0	1.6	ug/L			04/15/16 18:54	5
1,1,2-Trichloroethane	ND		5.0	1.2	ug/L			04/15/16 18:54	5
1,1-Dichloroethane	ND		5.0	1.9	ug/L			04/15/16 18:54	5
1,1-Dichloroethene	ND		5.0	1.5	ug/L			04/15/16 18:54	5
1,2,4-Trichlorobenzene	ND		5.0	2.1	ug/L			04/15/16 18:54	5
1,2-Dibromo-3-Chloropropane	ND		5.0	2.0	ug/L			04/15/16 18:54	5
1,2-Dibromoethane	ND		5.0	3.7	ug/L			04/15/16 18:54	5
1,2-Dichlorobenzene	ND		5.0	4.0	ug/L			04/15/16 18:54	5
1,2-Dichloroethane	ND		5.0	1.1	ug/L			04/15/16 18:54	5
1,2-Dichloropropane	ND		5.0	3.6	ug/L			04/15/16 18:54	5
1,3-Dichlorobenzene	ND		5.0	3.9	ug/L			04/15/16 18:54	5
1,4-Dichlorobenzene	ND		5.0	4.2	ug/L			04/15/16 18:54	5
2-Butanone (MEK)	ND		50	6.6	ug/L			04/15/16 18:54	5
2-Hexanone	ND		25	6.2	ug/L			04/15/16 18:54	5
4-Methyl-2-pentanone (MIBK)	ND		25	11	ug/L			04/15/16 18:54	5
Acetone	ND		50	15	ug/L			04/15/16 18:54	5
Benzene	ND		5.0	2.1	ug/L			04/15/16 18:54	5
Bromodichloromethane	ND		5.0	2.0	ug/L			04/15/16 18:54	5
Bromoform	ND		5.0	1.3	ug/L			04/15/16 18:54	5
Bromomethane	ND		5.0	3.5	ug/L			04/15/16 18:54	5
Carbon disulfide	ND		5.0	0.95	ug/L			04/15/16 18:54	5
Carbon tetrachloride	ND		5.0	1.4	ug/L			04/15/16 18:54	5
Chlorobenzene	ND		5.0	3.8	ug/L			04/15/16 18:54	5
Chloroethane	ND		5.0	1.6	ug/L			04/15/16 18:54	5
Chloroform	ND		5.0	1.7	ug/L			04/15/16 18:54	5
Chloromethane	ND		5.0	1.8	ug/L			04/15/16 18:54	5
cis-1,2-Dichloroethene	18		5.0	4.1	ug/L			04/15/16 18:54	5
cis-1,3-Dichloropropene	ND		5.0	1.8	ug/L			04/15/16 18:54	5
Cyclohexane	ND		5.0	0.90	ug/L			04/15/16 18:54	5
Dibromochloromethane	ND		5.0	1.6	ug/L			04/15/16 18:54	5
Dichlorodifluoromethane	ND		5.0	3.4	ug/L			04/15/16 18:54	5
Ethylbenzene	ND		5.0	3.7	ug/L			04/15/16 18:54	5
Isopropylbenzene	ND		5.0	4.0	ug/L			04/15/16 18:54	5
Methyl acetate	ND		13	6.5	ug/L			04/15/16 18:54	5
Methyl tert-butyl ether	ND		5.0	0.80	ug/L			04/15/16 18:54	5
Methylcyclohexane	ND		5.0	0.80	ug/L			04/15/16 18:54	5
Methylene Chloride	7.5		5.0	2.2	ug/L			04/15/16 18:54	5
Styrene	ND		5.0	3.7	ug/L			04/15/16 18:54	5
Tetrachloroethene	ND		5.0	1.8	ug/L			04/15/16 18:54	5
Toluene	ND		5.0	2.6	ug/L			04/15/16 18:54	5
trans-1,2-Dichloroethene	ND		5.0	4.5	ug/L			04/15/16 18:54	5
trans-1,3-Dichloropropene	ND		5.0	1.9	ug/L			04/15/16 18:54	5
Trichloroethene	ND		5.0	2.3	ug/L			04/15/16 18:54	5
Trichlorofluoromethane	ND		5.0	4.4	ug/L			04/15/16 18:54	5
Vinyl chloride	12		5.0	4.5	ug/L			04/15/16 18:54	5
Xylenes, Total	ND		10	3.3	ug/L			04/15/16 18:54	5

TestAmerica Buffalo

Client Sample Results

Client: AECOM, Inc.
Project/Site: Scott Aviation site

TestAmerica Job ID: 480-97989-1

Client Sample ID: DPT-3

Date Collected: 04/06/16 15:50

Date Received: 04/08/16 18:20

Lab Sample ID: 480-97989-12

Matrix: Water

<i>Surrogate</i>	<i>%Recovery</i>	<i>Qualifier</i>	<i>Limits</i>	<i>Prepared</i>	<i>Analyzed</i>	<i>Dil Fac</i>
1,2-Dichloroethane-d4 (Surr)	101		66 - 137		04/15/16 18:54	5
4-Bromofluorobenzene (Surr)	110		73 - 120		04/15/16 18:54	5
Toluene-d8 (Surr)	97		71 - 126		04/15/16 18:54	5

Client Sample Results

Client: AECOM, Inc.
Project/Site: Scott Aviation site

TestAmerica Job ID: 480-97989-1

Client Sample ID: DPT-4

Lab Sample ID: 480-97989-13

Date Collected: 04/06/16 16:16

Matrix: Water

Date Received: 04/08/16 18:20

Method: 8260C - Volatile Organic Compounds by GC/MS

Analyte	Result	Qualifier	RL	MDL	Unit	D	Prepared	Analyzed	Dil Fac
1,1,1-Trichloroethane	ND		400	330	ug/L			04/15/16 19:19	400
1,1,2,2-Tetrachloroethane	ND		400	84	ug/L			04/15/16 19:19	400
1,1,2-Trichloro-1,2,2-trifluoroethane	ND		400	120	ug/L			04/15/16 19:19	400
1,1,2-Trichloroethane	ND		400	92	ug/L			04/15/16 19:19	400
1,1-Dichloroethane	ND		400	150	ug/L			04/15/16 19:19	400
1,1-Dichloroethene	ND		400	120	ug/L			04/15/16 19:19	400
1,2,4-Trichlorobenzene	ND		400	160	ug/L			04/15/16 19:19	400
1,2-Dibromo-3-Chloropropane	ND		400	160	ug/L			04/15/16 19:19	400
1,2-Dibromoethane	ND		400	290	ug/L			04/15/16 19:19	400
1,2-Dichlorobenzene	ND		400	320	ug/L			04/15/16 19:19	400
1,2-Dichloroethane	ND		400	84	ug/L			04/15/16 19:19	400
1,2-Dichloropropane	ND		400	290	ug/L			04/15/16 19:19	400
1,3-Dichlorobenzene	ND		400	310	ug/L			04/15/16 19:19	400
1,4-Dichlorobenzene	ND		400	340	ug/L			04/15/16 19:19	400
2-Butanone (MEK)	ND		4000	530	ug/L			04/15/16 19:19	400
2-Hexanone	ND		2000	500	ug/L			04/15/16 19:19	400
4-Methyl-2-pentanone (MIBK)	ND		2000	840	ug/L			04/15/16 19:19	400
Acetone	ND		4000	1200	ug/L			04/15/16 19:19	400
Benzene	ND		400	160	ug/L			04/15/16 19:19	400
Bromodichloromethane	ND		400	160	ug/L			04/15/16 19:19	400
Bromoform	ND		400	100	ug/L			04/15/16 19:19	400
Bromomethane	ND		400	280	ug/L			04/15/16 19:19	400
Carbon disulfide	ND		400	76	ug/L			04/15/16 19:19	400
Carbon tetrachloride	ND		400	110	ug/L			04/15/16 19:19	400
Chlorobenzene	ND		400	300	ug/L			04/15/16 19:19	400
Chloroethane	ND		400	130	ug/L			04/15/16 19:19	400
Chloroform	ND		400	140	ug/L			04/15/16 19:19	400
Chloromethane	ND		400	140	ug/L			04/15/16 19:19	400
cis-1,2-Dichloroethene	25000		400	320	ug/L			04/15/16 19:19	400
cis-1,3-Dichloropropene	ND		400	140	ug/L			04/15/16 19:19	400
Cyclohexane	ND		400	72	ug/L			04/15/16 19:19	400
Dibromochloromethane	ND		400	130	ug/L			04/15/16 19:19	400
Dichlorodifluoromethane	ND		400	270	ug/L			04/15/16 19:19	400
Ethylbenzene	ND		400	300	ug/L			04/15/16 19:19	400
Isopropylbenzene	ND		400	320	ug/L			04/15/16 19:19	400
Methyl acetate	ND		1000	520	ug/L			04/15/16 19:19	400
Methyl tert-butyl ether	ND		400	64	ug/L			04/15/16 19:19	400
Methylcyclohexane	ND		400	64	ug/L			04/15/16 19:19	400
Methylene Chloride	260 J		400	180	ug/L			04/15/16 19:19	400
Styrene	ND		400	290	ug/L			04/15/16 19:19	400
Tetrachloroethene	ND		400	140	ug/L			04/15/16 19:19	400
Toluene	ND		400	200	ug/L			04/15/16 19:19	400
trans-1,2-Dichloroethene	ND		400	360	ug/L			04/15/16 19:19	400
trans-1,3-Dichloropropene	ND		400	150	ug/L			04/15/16 19:19	400
Trichloroethene	400		400	180	ug/L			04/15/16 19:19	400
Trichlorofluoromethane	ND		400	350	ug/L			04/15/16 19:19	400
Vinyl chloride	12000		400	360	ug/L			04/15/16 19:19	400
Xylenes, Total	ND		800	260	ug/L			04/15/16 19:19	400

TestAmerica Buffalo

Client Sample Results

Client: AECOM, Inc.
Project/Site: Scott Aviation site

TestAmerica Job ID: 480-97989-1

Client Sample ID: DPT-4

Date Collected: 04/06/16 16:16

Date Received: 04/08/16 18:20

Lab Sample ID: 480-97989-13

Matrix: Water

<i>Surrogate</i>	<i>%Recovery</i>	<i>Qualifier</i>	<i>Limits</i>	<i>Prepared</i>	<i>Analyzed</i>	<i>Dil Fac</i>
1,2-Dichloroethane-d4 (Surr)	102		66 - 137		04/15/16 19:19	400
4-Bromofluorobenzene (Surr)	110		73 - 120		04/15/16 19:19	400
Toluene-d8 (Surr)	97		71 - 126		04/15/16 19:19	400

Client Sample Results

Client: AECOM, Inc.
Project/Site: Scott Aviation site

TestAmerica Job ID: 480-97989-1

Client Sample ID: DPT-5

Lab Sample ID: 480-97989-14

Date Collected: 04/06/16 16:28

Matrix: Water

Date Received: 04/08/16 18:20

Method: 8260C - Volatile Organic Compounds by GC/MS

Analyte	Result	Qualifier	RL	MDL	Unit	D	Prepared	Analyzed	Dil Fac
1,1,1-Trichloroethane	ND		10	8.2	ug/L			04/15/16 06:33	10
1,1,2,2-Tetrachloroethane	ND		10	2.1	ug/L			04/15/16 06:33	10
1,1,2-Trichloro-1,2,2-trifluoroethane	ND		10	3.1	ug/L			04/15/16 06:33	10
1,1,2-Trichloroethane	ND		10	2.3	ug/L			04/15/16 06:33	10
1,1-Dichloroethane	17		10	3.8	ug/L			04/15/16 06:33	10
1,1-Dichloroethene	ND		10	2.9	ug/L			04/15/16 06:33	10
1,2,4-Trichlorobenzene	ND		10	4.1	ug/L			04/15/16 06:33	10
1,2-Dibromo-3-Chloropropane	ND		10	3.9	ug/L			04/15/16 06:33	10
1,2-Dibromoethane	ND		10	7.3	ug/L			04/15/16 06:33	10
1,2-Dichlorobenzene	ND		10	7.9	ug/L			04/15/16 06:33	10
1,2-Dichloroethane	ND		10	2.1	ug/L			04/15/16 06:33	10
1,2-Dichloropropane	ND		10	7.2	ug/L			04/15/16 06:33	10
1,3-Dichlorobenzene	ND		10	7.8	ug/L			04/15/16 06:33	10
1,4-Dichlorobenzene	ND		10	8.4	ug/L			04/15/16 06:33	10
2-Butanone (MEK)	78	J	100	13	ug/L			04/15/16 06:33	10
2-Hexanone	ND		50	12	ug/L			04/15/16 06:33	10
4-Methyl-2-pentanone (MIBK)	ND		50	21	ug/L			04/15/16 06:33	10
Acetone	120		100	30	ug/L			04/15/16 06:33	10
Benzene	ND		10	4.1	ug/L			04/15/16 06:33	10
Bromodichloromethane	ND		10	3.9	ug/L			04/15/16 06:33	10
Bromoform	ND		10	2.6	ug/L			04/15/16 06:33	10
Bromomethane	ND		10	6.9	ug/L			04/15/16 06:33	10
Carbon disulfide	ND		10	1.9	ug/L			04/15/16 06:33	10
Carbon tetrachloride	ND		10	2.7	ug/L			04/15/16 06:33	10
Chlorobenzene	ND		10	7.5	ug/L			04/15/16 06:33	10
Chloroethane	87		10	3.2	ug/L			04/15/16 06:33	10
Chloroform	ND		10	3.4	ug/L			04/15/16 06:33	10
Chloromethane	ND		10	3.5	ug/L			04/15/16 06:33	10
cis-1,2-Dichloroethene	120		10	8.1	ug/L			04/15/16 06:33	10
cis-1,3-Dichloropropene	ND		10	3.6	ug/L			04/15/16 06:33	10
Cyclohexane	ND		10	1.8	ug/L			04/15/16 06:33	10
Dibromochloromethane	ND		10	3.2	ug/L			04/15/16 06:33	10
Dichlorodifluoromethane	ND		10	6.8	ug/L			04/15/16 06:33	10
Ethylbenzene	ND		10	7.4	ug/L			04/15/16 06:33	10
Isopropylbenzene	ND		10	7.9	ug/L			04/15/16 06:33	10
Methyl acetate	ND		25	13	ug/L			04/15/16 06:33	10
Methyl tert-butyl ether	ND		10	1.6	ug/L			04/15/16 06:33	10
Methylcyclohexane	ND		10	1.6	ug/L			04/15/16 06:33	10
Methylene Chloride	ND		10	4.4	ug/L			04/15/16 06:33	10
Styrene	ND		10	7.3	ug/L			04/15/16 06:33	10
Tetrachloroethene	ND		10	3.6	ug/L			04/15/16 06:33	10
Toluene	ND		10	5.1	ug/L			04/15/16 06:33	10
trans-1,2-Dichloroethene	ND		10	9.0	ug/L			04/15/16 06:33	10
trans-1,3-Dichloropropene	ND		10	3.7	ug/L			04/15/16 06:33	10
Trichloroethene	ND		10	4.6	ug/L			04/15/16 06:33	10
Trichlorofluoromethane	ND		10	8.8	ug/L			04/15/16 06:33	10
Vinyl chloride	71		10	9.0	ug/L			04/15/16 06:33	10
Xylenes, Total	ND		20	6.6	ug/L			04/15/16 06:33	10

TestAmerica Buffalo

Client Sample Results

Client: AECOM, Inc.
Project/Site: Scott Aviation site

TestAmerica Job ID: 480-97989-1

Client Sample ID: DPT-5

Date Collected: 04/06/16 16:28

Date Received: 04/08/16 18:20

Lab Sample ID: 480-97989-14

Matrix: Water

<i>Surrogate</i>	<i>%Recovery</i>	<i>Qualifier</i>	<i>Limits</i>	<i>Prepared</i>	<i>Analyzed</i>	<i>Dil Fac</i>
1,2-Dichloroethane-d4 (Surr)	102		66 - 137		04/15/16 06:33	10
4-Bromofluorobenzene (Surr)	109		73 - 120		04/15/16 06:33	10
Toluene-d8 (Surr)	96		71 - 126		04/15/16 06:33	10

Client Sample Results

Client: AECOM, Inc.
Project/Site: Scott Aviation site

TestAmerica Job ID: 480-97989-1

Client Sample ID: DPT-7

Lab Sample ID: 480-97989-15

Date Collected: 04/06/16 15:40

Matrix: Water

Date Received: 04/08/16 18:20

Method: 8260C - Volatile Organic Compounds by GC/MS

Analyte	Result	Qualifier	RL	MDL	Unit	D	Prepared	Analyzed	Dil Fac
1,1,1-Trichloroethane	ND		20	16	ug/L			04/15/16 06:58	20
1,1,2,2-Tetrachloroethane	ND		20	4.2	ug/L			04/15/16 06:58	20
1,1,2-Trichloro-1,2,2-trifluoroethane	ND		20	6.2	ug/L			04/15/16 06:58	20
1,1,2-Trichloroethane	ND		20	4.6	ug/L			04/15/16 06:58	20
1,1-Dichloroethane	63		20	7.6	ug/L			04/15/16 06:58	20
1,1-Dichloroethene	ND		20	5.8	ug/L			04/15/16 06:58	20
1,2,4-Trichlorobenzene	ND		20	8.2	ug/L			04/15/16 06:58	20
1,2-Dibromo-3-Chloropropane	ND		20	7.8	ug/L			04/15/16 06:58	20
1,2-Dibromoethane	ND		20	15	ug/L			04/15/16 06:58	20
1,2-Dichlorobenzene	ND		20	16	ug/L			04/15/16 06:58	20
1,2-Dichloroethane	ND		20	4.2	ug/L			04/15/16 06:58	20
1,2-Dichloropropane	ND		20	14	ug/L			04/15/16 06:58	20
1,3-Dichlorobenzene	ND		20	16	ug/L			04/15/16 06:58	20
1,4-Dichlorobenzene	ND		20	17	ug/L			04/15/16 06:58	20
2-Butanone (MEK)	530		200	26	ug/L			04/15/16 06:58	20
2-Hexanone	ND		100	25	ug/L			04/15/16 06:58	20
4-Methyl-2-pentanone (MIBK)	ND		100	42	ug/L			04/15/16 06:58	20
Acetone	230		200	60	ug/L			04/15/16 06:58	20
Benzene	ND		20	8.2	ug/L			04/15/16 06:58	20
Bromodichloromethane	ND		20	7.8	ug/L			04/15/16 06:58	20
Bromoform	ND		20	5.2	ug/L			04/15/16 06:58	20
Bromomethane	ND		20	14	ug/L			04/15/16 06:58	20
Carbon disulfide	ND		20	3.8	ug/L			04/15/16 06:58	20
Carbon tetrachloride	ND		20	5.4	ug/L			04/15/16 06:58	20
Chlorobenzene	ND		20	15	ug/L			04/15/16 06:58	20
Chloroethane	260		20	6.4	ug/L			04/15/16 06:58	20
Chloroform	ND		20	6.8	ug/L			04/15/16 06:58	20
Chloromethane	ND		20	7.0	ug/L			04/15/16 06:58	20
cis-1,2-Dichloroethene	26		20	16	ug/L			04/15/16 06:58	20
cis-1,3-Dichloropropene	ND		20	7.2	ug/L			04/15/16 06:58	20
Cyclohexane	ND		20	3.6	ug/L			04/15/16 06:58	20
Dibromochloromethane	ND		20	6.4	ug/L			04/15/16 06:58	20
Dichlorodifluoromethane	ND		20	14	ug/L			04/15/16 06:58	20
Ethylbenzene	ND		20	15	ug/L			04/15/16 06:58	20
Isopropylbenzene	ND		20	16	ug/L			04/15/16 06:58	20
Methyl acetate	ND		50	26	ug/L			04/15/16 06:58	20
Methyl tert-butyl ether	ND		20	3.2	ug/L			04/15/16 06:58	20
Methylcyclohexane	ND		20	3.2	ug/L			04/15/16 06:58	20
Methylene Chloride	ND		20	8.8	ug/L			04/15/16 06:58	20
Styrene	ND		20	15	ug/L			04/15/16 06:58	20
Tetrachloroethene	ND		20	7.2	ug/L			04/15/16 06:58	20
Toluene	ND		20	10	ug/L			04/15/16 06:58	20
trans-1,2-Dichloroethene	ND		20	18	ug/L			04/15/16 06:58	20
trans-1,3-Dichloropropene	ND		20	7.4	ug/L			04/15/16 06:58	20
Trichloroethene	ND		20	9.2	ug/L			04/15/16 06:58	20
Trichlorofluoromethane	ND		20	18	ug/L			04/15/16 06:58	20
Vinyl chloride	300		20	18	ug/L			04/15/16 06:58	20
Xylenes, Total	ND		40	13	ug/L			04/15/16 06:58	20

TestAmerica Buffalo

Client Sample Results

Client: AECOM, Inc.
Project/Site: Scott Aviation site

TestAmerica Job ID: 480-97989-1

Client Sample ID: DPT-7

Date Collected: 04/06/16 15:40

Date Received: 04/08/16 18:20

Lab Sample ID: 480-97989-15

Matrix: Water

<i>Surrogate</i>	<i>%Recovery</i>	<i>Qualifier</i>	<i>Limits</i>	<i>Prepared</i>	<i>Analyzed</i>	<i>Dil Fac</i>
1,2-Dichloroethane-d4 (Surr)	104		66 - 137		04/15/16 06:58	20
4-Bromofluorobenzene (Surr)	108		73 - 120		04/15/16 06:58	20
Toluene-d8 (Surr)	98		71 - 126		04/15/16 06:58	20

Client Sample Results

Client: AECOM, Inc.
Project/Site: Scott Aviation site

TestAmerica Job ID: 480-97989-1

Client Sample ID: DPT-8

Lab Sample ID: 480-97989-16

Date Collected: 04/06/16 15:29

Matrix: Water

Date Received: 04/08/16 18:20

Method: 8260C - Volatile Organic Compounds by GC/MS

Analyte	Result	Qualifier	RL	MDL	Unit	D	Prepared	Analyzed	Dil Fac
1,1,1-Trichloroethane	39		5.0	4.1	ug/L			04/15/16 19:45	5
1,1,2,2-Tetrachloroethane	ND		5.0	1.1	ug/L			04/15/16 19:45	5
1,1,2-Trichloro-1,2,2-trifluoroethane	ND		5.0	1.6	ug/L			04/15/16 19:45	5
1,1,2-Trichloroethane	ND		5.0	1.2	ug/L			04/15/16 19:45	5
1,1-Dichloroethane	58		5.0	1.9	ug/L			04/15/16 19:45	5
1,1-Dichloroethene	ND		5.0	1.5	ug/L			04/15/16 19:45	5
1,2,4-Trichlorobenzene	ND		5.0	2.1	ug/L			04/15/16 19:45	5
1,2-Dibromo-3-Chloropropane	ND		5.0	2.0	ug/L			04/15/16 19:45	5
1,2-Dibromoethane	ND		5.0	3.7	ug/L			04/15/16 19:45	5
1,2-Dichlorobenzene	ND		5.0	4.0	ug/L			04/15/16 19:45	5
1,2-Dichloroethane	ND		5.0	1.1	ug/L			04/15/16 19:45	5
1,2-Dichloropropane	ND		5.0	3.6	ug/L			04/15/16 19:45	5
1,3-Dichlorobenzene	ND		5.0	3.9	ug/L			04/15/16 19:45	5
1,4-Dichlorobenzene	ND		5.0	4.2	ug/L			04/15/16 19:45	5
2-Butanone (MEK)	ND		50	6.6	ug/L			04/15/16 19:45	5
2-Hexanone	ND		25	6.2	ug/L			04/15/16 19:45	5
4-Methyl-2-pentanone (MIBK)	ND		25	11	ug/L			04/15/16 19:45	5
Acetone	ND		50	15	ug/L			04/15/16 19:45	5
Benzene	ND		5.0	2.1	ug/L			04/15/16 19:45	5
Bromodichloromethane	ND		5.0	2.0	ug/L			04/15/16 19:45	5
Bromoform	ND		5.0	1.3	ug/L			04/15/16 19:45	5
Bromomethane	ND		5.0	3.5	ug/L			04/15/16 19:45	5
Carbon disulfide	ND		5.0	0.95	ug/L			04/15/16 19:45	5
Carbon tetrachloride	ND		5.0	1.4	ug/L			04/15/16 19:45	5
Chlorobenzene	ND		5.0	3.8	ug/L			04/15/16 19:45	5
Chloroethane	44		5.0	1.6	ug/L			04/15/16 19:45	5
Chloroform	ND		5.0	1.7	ug/L			04/15/16 19:45	5
Chloromethane	ND		5.0	1.8	ug/L			04/15/16 19:45	5
cis-1,2-Dichloroethene	150		5.0	4.1	ug/L			04/15/16 19:45	5
cis-1,3-Dichloropropene	ND		5.0	1.8	ug/L			04/15/16 19:45	5
Cyclohexane	ND		5.0	0.90	ug/L			04/15/16 19:45	5
Dibromochloromethane	ND		5.0	1.6	ug/L			04/15/16 19:45	5
Dichlorodifluoromethane	ND		5.0	3.4	ug/L			04/15/16 19:45	5
Ethylbenzene	ND		5.0	3.7	ug/L			04/15/16 19:45	5
Isopropylbenzene	ND		5.0	4.0	ug/L			04/15/16 19:45	5
Methyl acetate	ND		13	6.5	ug/L			04/15/16 19:45	5
Methyl tert-butyl ether	ND		5.0	0.80	ug/L			04/15/16 19:45	5
Methylcyclohexane	ND		5.0	0.80	ug/L			04/15/16 19:45	5
Methylene Chloride	ND		5.0	2.2	ug/L			04/15/16 19:45	5
Styrene	ND		5.0	3.7	ug/L			04/15/16 19:45	5
Tetrachloroethene	ND		5.0	1.8	ug/L			04/15/16 19:45	5
Toluene	ND		5.0	2.6	ug/L			04/15/16 19:45	5
trans-1,2-Dichloroethene	8.1		5.0	4.5	ug/L			04/15/16 19:45	5
trans-1,3-Dichloropropene	ND		5.0	1.9	ug/L			04/15/16 19:45	5
Trichloroethene	5.4		5.0	2.3	ug/L			04/15/16 19:45	5
Trichlorofluoromethane	ND		5.0	4.4	ug/L			04/15/16 19:45	5
Vinyl chloride	110		5.0	4.5	ug/L			04/15/16 19:45	5
Xylenes, Total	ND		10	3.3	ug/L			04/15/16 19:45	5

TestAmerica Buffalo

Client Sample Results

Client: AECOM, Inc.
Project/Site: Scott Aviation site

TestAmerica Job ID: 480-97989-1

Client Sample ID: DPT-8

Date Collected: 04/06/16 15:29

Date Received: 04/08/16 18:20

Lab Sample ID: 480-97989-16

Matrix: Water

<i>Surrogate</i>	<i>%Recovery</i>	<i>Qualifier</i>	<i>Limits</i>	<i>Prepared</i>	<i>Analyzed</i>	<i>Dil Fac</i>
1,2-Dichloroethane-d4 (Surr)	101		66 - 137		04/15/16 19:45	5
4-Bromofluorobenzene (Surr)	110		73 - 120		04/15/16 19:45	5
Toluene-d8 (Surr)	96		71 - 126		04/15/16 19:45	5

Lab Chronicle

Client: AECOM, Inc.
Project/Site: Scott Aviation site

TestAmerica Job ID: 480-97989-1

Client Sample ID: MW-3

Date Collected: 04/05/16 13:40

Date Received: 04/08/16 18:20

Lab Sample ID: 480-97989-1

Matrix: Ground Water

Prep Type	Batch Type	Batch Method	Run	Dilution Factor	Batch Number	Prepared or Analyzed	Analyst	Lab
Total/NA	Analysis	8260C		1	295851	04/14/16 17:59	GVF	TAL BUF

Client Sample ID: MW-4

Date Collected: 04/06/16 09:15

Date Received: 04/08/16 18:20

Lab Sample ID: 480-97989-2

Matrix: Ground Water

Prep Type	Batch Type	Batch Method	Run	Dilution Factor	Batch Number	Prepared or Analyzed	Analyst	Lab
Total/NA	Analysis	8260C		100	296045	04/15/16 01:30	GTG	TAL BUF

Client Sample ID: MW-16S

Date Collected: 04/07/16 10:25

Date Received: 04/08/16 18:20

Lab Sample ID: 480-97989-3

Matrix: Ground Water

Prep Type	Batch Type	Batch Method	Run	Dilution Factor	Batch Number	Prepared or Analyzed	Analyst	Lab
Total/NA	Analysis	8260C		4000	296045	04/15/16 01:55	GTG	TAL BUF

Client Sample ID: MW-16D

Date Collected: 04/07/16 10:00

Date Received: 04/08/16 18:20

Lab Sample ID: 480-97989-4

Matrix: Ground Water

Prep Type	Batch Type	Batch Method	Run	Dilution Factor	Batch Number	Prepared or Analyzed	Analyst	Lab
Total/NA	Analysis	8260C		10	296045	04/15/16 02:21	GTG	TAL BUF

Client Sample ID: MW-13S

Date Collected: 04/05/16 14:05

Date Received: 04/08/16 18:20

Lab Sample ID: 480-97989-5

Matrix: Ground Water

Prep Type	Batch Type	Batch Method	Run	Dilution Factor	Batch Number	Prepared or Analyzed	Analyst	Lab
Total/NA	Analysis	8260C		100	296045	04/15/16 02:46	GTG	TAL BUF

Client Sample ID: MW-13D

Date Collected: 04/06/16 08:00

Date Received: 04/08/16 18:20

Lab Sample ID: 480-97989-6

Matrix: Ground Water

Prep Type	Batch Type	Batch Method	Run	Dilution Factor	Batch Number	Prepared or Analyzed	Analyst	Lab
Total/NA	Analysis	8260C		10	296045	04/15/16 03:11	GTG	TAL BUF

TestAmerica Buffalo

Lab Chronicle

Client: AECOM, Inc.
Project/Site: Scott Aviation site

TestAmerica Job ID: 480-97989-1

Client Sample ID: MW-8R

Date Collected: 04/06/16 10:05

Date Received: 04/08/16 18:20

Lab Sample ID: 480-97989-7

Matrix: Ground Water

Prep Type	Batch Type	Batch Method	Run	Dilution Factor	Batch Number	Prepared or Analyzed	Analyst	Lab
Total/NA	Analysis	8260C		1000	296045	04/15/16 03:37	GTG	TAL BUF

Client Sample ID: MW-15S

Date Collected: 04/06/16 11:00

Date Received: 04/08/16 18:20

Lab Sample ID: 480-97989-8

Matrix: Ground Water

Prep Type	Batch Type	Batch Method	Run	Dilution Factor	Batch Number	Prepared or Analyzed	Analyst	Lab
Total/NA	Analysis	8260C		20	296045	04/15/16 04:02	GTG	TAL BUF

Client Sample ID: MW-15D

Date Collected: 04/06/16 14:30

Date Received: 04/08/16 18:20

Lab Sample ID: 480-97989-9

Matrix: Ground Water

Prep Type	Batch Type	Batch Method	Run	Dilution Factor	Batch Number	Prepared or Analyzed	Analyst	Lab
Total/NA	Analysis	8260C		5	296116	04/15/16 17:37	GVF	TAL BUF

Client Sample ID: DPT-1

Date Collected: 04/06/16 15:00

Date Received: 04/08/16 18:20

Lab Sample ID: 480-97989-10

Matrix: Water

Prep Type	Batch Type	Batch Method	Run	Dilution Factor	Batch Number	Prepared or Analyzed	Analyst	Lab
Total/NA	Analysis	8260C		20	296116	04/15/16 18:03	GVF	TAL BUF

Client Sample ID: DPT-2

Date Collected: 04/06/16 15:15

Date Received: 04/08/16 18:20

Lab Sample ID: 480-97989-11

Matrix: Water

Prep Type	Batch Type	Batch Method	Run	Dilution Factor	Batch Number	Prepared or Analyzed	Analyst	Lab
Total/NA	Analysis	8260C		5	296116	04/15/16 18:28	GVF	TAL BUF

Client Sample ID: DPT-3

Date Collected: 04/06/16 15:50

Date Received: 04/08/16 18:20

Lab Sample ID: 480-97989-12

Matrix: Water

Prep Type	Batch Type	Batch Method	Run	Dilution Factor	Batch Number	Prepared or Analyzed	Analyst	Lab
Total/NA	Analysis	8260C		5	296116	04/15/16 18:54	GVF	TAL BUF

TestAmerica Buffalo

Lab Chronicle

Client: AECOM, Inc.
Project/Site: Scott Aviation site

TestAmerica Job ID: 480-97989-1

Client Sample ID: DPT-4

Lab Sample ID: 480-97989-13

Date Collected: 04/06/16 16:16

Matrix: Water

Date Received: 04/08/16 18:20

Prep Type	Batch Type	Batch Method	Run	Dilution Factor	Batch Number	Prepared or Analyzed	Analyst	Lab
Total/NA	Analysis	8260C		400	296116	04/15/16 19:19	GVF	TAL BUF

Client Sample ID: DPT-5

Lab Sample ID: 480-97989-14

Date Collected: 04/06/16 16:28

Matrix: Water

Date Received: 04/08/16 18:20

Prep Type	Batch Type	Batch Method	Run	Dilution Factor	Batch Number	Prepared or Analyzed	Analyst	Lab
Total/NA	Analysis	8260C		10	296045	04/15/16 06:33	GTG	TAL BUF

Client Sample ID: DPT-7

Lab Sample ID: 480-97989-15

Date Collected: 04/06/16 15:40

Matrix: Water

Date Received: 04/08/16 18:20

Prep Type	Batch Type	Batch Method	Run	Dilution Factor	Batch Number	Prepared or Analyzed	Analyst	Lab
Total/NA	Analysis	8260C		20	296045	04/15/16 06:58	GTG	TAL BUF

Client Sample ID: DPT-8

Lab Sample ID: 480-97989-16

Date Collected: 04/06/16 15:29

Matrix: Water

Date Received: 04/08/16 18:20

Prep Type	Batch Type	Batch Method	Run	Dilution Factor	Batch Number	Prepared or Analyzed	Analyst	Lab
Total/NA	Analysis	8260C		5	296116	04/15/16 19:45	GVF	TAL BUF

Laboratory References:

TAL BUF = TestAmerica Buffalo, 10 Hazelwood Drive, Amherst, NY 14228-2298, TEL (716)691-2600

Certification Summary

Client: AECOM, Inc.
Project/Site: Scott Aviation site

TestAmerica Job ID: 480-97989-1

Laboratory: TestAmerica Buffalo

The certifications listed below are applicable to this report.

Authority	Program	EPA Region	Certification ID	Expiration Date
New York	NELAP	2	10026	03-31-17

Method Summary

Client: AECOM, Inc.
Project/Site: Scott Aviation site

TestAmerica Job ID: 480-97989-1

Method	Method Description	Protocol	Laboratory
8260C	Volatile Organic Compounds by GC/MS	SW846	TAL BUF

Protocol References:

SW846 = "Test Methods For Evaluating Solid Waste, Physical/Chemical Methods", Third Edition, November 1986 And Its Updates.

Laboratory References:

TAL BUF = TestAmerica Buffalo, 10 Hazelwood Drive, Amherst, NY 14228-2298, TEL (716)691-2600

Sample Summary

Client: AECOM, Inc.
Project/Site: Scott Aviation site

TestAmerica Job ID: 480-97989-1

Lab Sample ID	Client Sample ID	Matrix	Collected	Received
480-97989-1	MW-3	Ground Water	04/05/16 13:40	04/08/16 18:20
480-97989-2	MW-4	Ground Water	04/06/16 09:15	04/08/16 18:20
480-97989-3	MW-16S	Ground Water	04/07/16 10:25	04/08/16 18:20
480-97989-4	MW-16D	Ground Water	04/07/16 10:00	04/08/16 18:20
480-97989-5	MW-13S	Ground Water	04/05/16 14:05	04/08/16 18:20
480-97989-6	MW-13D	Ground Water	04/06/16 08:00	04/08/16 18:20
480-97989-7	MW-8R	Ground Water	04/06/16 10:05	04/08/16 18:20
480-97989-8	MW-15S	Ground Water	04/06/16 11:00	04/08/16 18:20
480-97989-9	MW-15D	Ground Water	04/06/16 14:30	04/08/16 18:20
480-97989-10	DPT-1	Water	04/06/16 15:00	04/08/16 18:20
480-97989-11	DPT-2	Water	04/06/16 15:15	04/08/16 18:20
480-97989-12	DPT-3	Water	04/06/16 15:50	04/08/16 18:20
480-97989-13	DPT-4	Water	04/06/16 16:16	04/08/16 18:20
480-97989-14	DPT-5	Water	04/06/16 16:28	04/08/16 18:20
480-97989-15	DPT-7	Water	04/06/16 15:40	04/08/16 18:20
480-97989-16	DPT-8	Water	04/06/16 15:29	04/08/16 18:20

Login Sample Receipt Checklist

Client: AECOM, Inc.

Job Number: 480-97989-1

Login Number: 97989

List Source: TestAmerica Buffalo

List Number: 1

Creator: Williams, Christopher S



Question	Answer	Comment
Radioactivity either was not measured or, if measured, is at or below background	True	
The cooler's custody seal, if present, is intact.	True	
The cooler or samples do not appear to have been compromised or tampered with.	True	
Samples were received on ice.	True	
Cooler Temperature is acceptable.	True	
Cooler Temperature is recorded.	True	
COC is present.	True	
COC is filled out in ink and legible.	True	
COC is filled out with all pertinent information.	False	No: Analyses are listed on COC; individual samples are not designated Spec Analy
Is the Field Sampler's name present on COC?	True	
There are no discrepancies between the sample IDs on the containers and the COC.	True	
Samples are received within Holding Time (Excluding tests with immediate HTs)..	True	
Sample containers have legible labels.	True	
Containers are not broken or leaking.	True	
Sample collection date/times are provided.	True	
Appropriate sample containers are used.	True	
Sample bottles are completely filled.	True	
Sample Preservation Verified	True	
There is sufficient vol. for all requested analyses, incl. any requested MS/MSDs	True	
VOA sample vials do not have headspace or bubble is <6mm (1/4") in diameter.	True	
If necessary, staff have been informed of any short hold time or quick TAT needs	True	
Multiphasic samples are not present.	True	
Samples do not require splitting or compositing.	True	
Sampling Company provided.	True	AECOM
Samples received within 48 hours of sampling.	True	
Samples requiring field filtration have been filtered in the field.	N/A	
Chlorine Residual checked.	N/A	

TAL-4124 (1007)

Drinking Water? Yes ☐ No ☒

THE LEADER IN ENVIRONMENTAL TESTING

TAL-4124 (1007)

Client AECOM		Project Manager Dino Zach		Date 4/7/16	Chain of Custody Number 297292	
Address 257 W. Genesee St		Telephone Number (Area Code)/Fax Number 716 866 8222		Lab Number Buffalo	Page 1 of 2	
City Buffalo	State NY	Zip Code 14202	Site Contact D. Zach	Lab Contact B. Fischer	Analysis (Attach list if more space is needed)	
Project Name and Location (State) Scott Aviation 2Q16 (New York)			Carrier/Waybill Number		<div style="border: 1px solid black; padding: 5px;">  </div>	
Contract/Purchase Order/Quote No.			Container #		<div style="border: 1px solid black; padding: 5px;">  </div>	



480-97989 Chain of Custody

ns/
eipt

[illegible]

Possible Hazard Identification

☒ Non-Hazard ☐ Flammable ☐ Skin Irritant ☐ Poison B ☐ Unknown

Sample Disposal

☐ *Return To Client* **Disposal By Lab**☐ *Archive For*

Months _____

(A fee may be assessed if samples are retained longer than 1 month)

Turn Around Time Required

☐ 24 Hours ☐ 48 Hours ☐ 7 Days ☐ 14 Days ☐ 21 Days

☒ Other S/D

QC Requirements (Specify)

1. Relinquished By

Date: _____

Time

1. Received By:

Date: _____

Time 2.00

2. Relinquished By

Date *f* *i*

Time _____

2. Received By _____

Date, 11/11/16

Time

3. Relinquished By

Date _____

Time

3. Received By _____

Date _____

Time

Comments

DISTRIBUTION: WHITE - Returned to Client with Report; CANARY - Stays with the Sample; PINK - Field Copy

2.9 #

TAL-4124 (1007)

Drinking Water? Yes ☐ No ☒

THE LEADER IN ENVIRONMENTAL TESTING

TAL-4124 (1007)

Contract/Purchase Order/Quote No.

Possible Hazard Identification

Turn Around Time Required

☐ 24 Hours ☐ 48 Hours ☐ 7 Days ☐ 14 Days ☐ 21 Days ☒ Other SID

Comments

DISTRIBUTION: *WHITE - Returned to Client with Report; CANARY - Stays with the Sample; PINK - Field Copy*

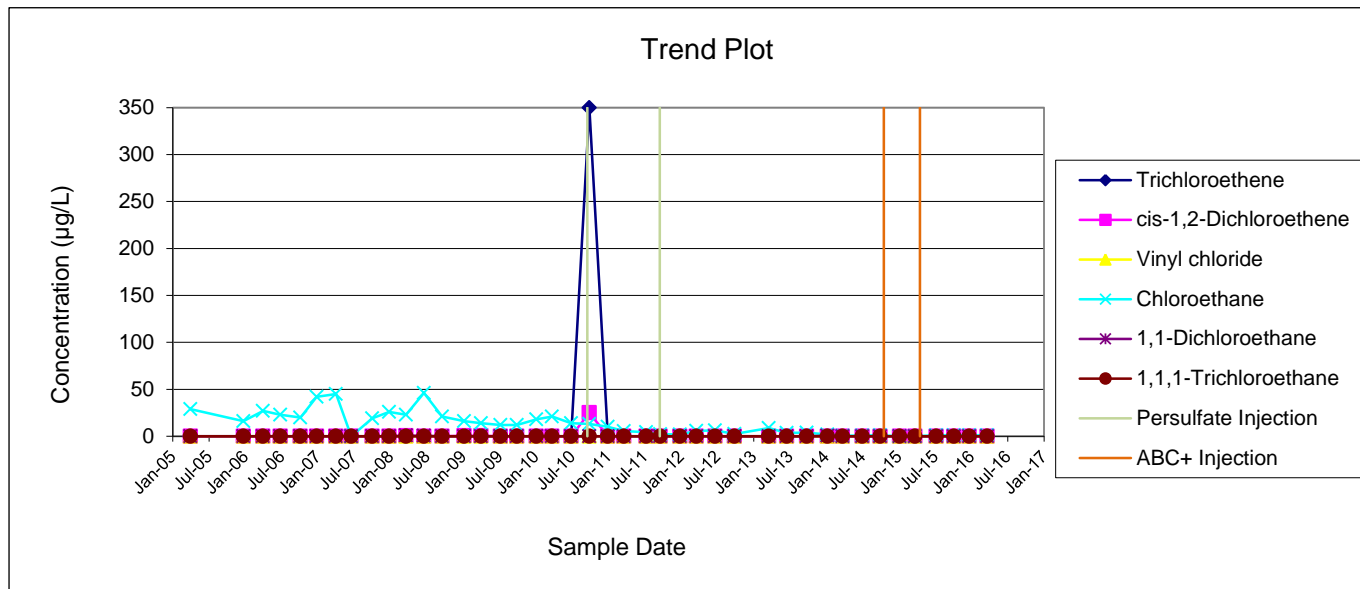
Appendix F

Current and Historical Summary of VOC's in Groundwater

MONITORING WELL MW-2
SUMMARY OF VOCs IN GROUNDWATER
Former Scott Aviation Site
Lancaster, New York

Sample Date	Analytical Results (µg/L)					
	Trichloroethene	cis-1,2-Dichloroethene	Vinyl chloride	Chloroethane	1,1-Dichloroethane	1,1,1-Trichloroethane
4/14/2005	< 10	< 10	< 10	29	< 10	<10
1/5/2006	< 25	< 25	< 25	16	< 25	< 25
4/14/2006	< 25	< 25	< 25	27	< 25	< 25
7/10/2006	< 25	< 25	< 25	23	< 25	< 25
10/19/2006	< 5	< 5	< 5	20	< 5	< 5
1/9/2007	< 5	< 5	< 5	42	< 5	< 5
4/16/2007	< 20	< 20	< 20	45	< 20	< 20
7/2/2007	< 5	< 5	< 5	< 5	< 5	< 5
10/15/2007	< 5	< 5	< 5	19	< 5	< 5
1/8/2008	< 5	< 5	< 5	26	< 5	< 5
4/2/2008	< 5	0.48	< 5	23	1	< 5
7/1/2008	< 5	< 5	< 5	46	0.65	< 5
10/1/2008	< 5	< 5	< 5	21	<5	< 5
1/20/2009	< 5	0	< 5	16	<5	< 5
4/15/2009	< 5	0	< 5	14	<5	< 5
7/22/2009	< 5	< 5	< 5	12	<5	< 5
10/12/2009	< 5	< 5	< 5	12	<5	< 5
1/18/2010	< 25	< 25	< 25	18	< 25	< 25
4/7/2010	< 25	< 25	< 25	21	< 25	< 25
7/12/2010	< 25	< 25	< 25	14	< 25	< 25
10/11/2010	350	25	< 25	13	< 25	< 25
1/12/2011	<1	<1	<1	10	<1	<1
4/4/2011	<1	<1	<1	5.4	<1	<1
7/25/2011	<1	<1	<1	4.5	<1	<1
10/3/2011	<1	<1	<1	2.1	<1	<1
1/11/2012	<1	<1	<1	2	<1	<1
4/2/2012	<1	<1	<1	5.8	<1	<1
7/5/2012	<1	<1	<1	6.3	<1	<1
10/11/2012	<1	<1	<1	2.4	<1	<1
4/1/2013	<1	<1	<1	8.8	<1	<1
7/1/2013	<1	<1	<1	3.6	<1	<1
10/9/2013	<1	<1	<1	3.9	<1	<1
1/21/2014	<1	<1	<1	1.9	0.67	<1
4/7/2014	<1	<1	<1	0.68	<1	<1
7/16/2014	<1	<1	<1	0.94	<1	<1
10/14/2014	<1	<1	<1	1.1	<1	<1
1/20/2015	<5	<5	<5	<5	<5	<5
4/7/2015	<5	<5	<5	<5	<5	<5
7/22/2015	<1	<1	<1	1	<1	<1
10/19/2015	<1	<1	<1	1	<1	<1
1/5/2016	<1	<1	<1	1	<1	<1
4/4/2016	<1	<1	<1	1	<1	<1

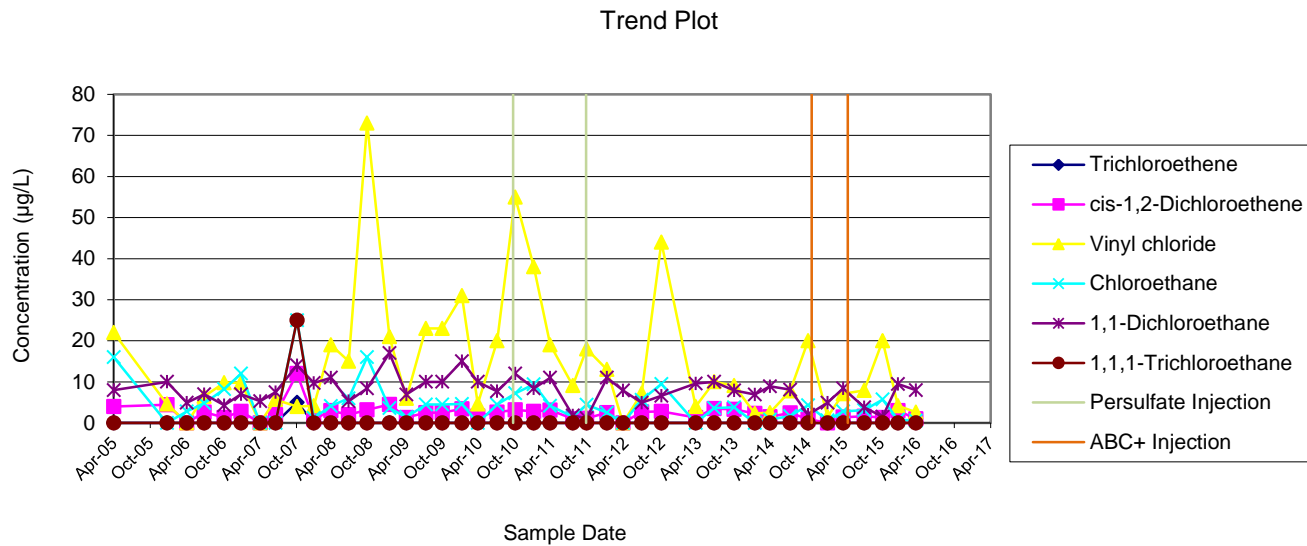
MONITORING WELL MW-2
SUMMARY OF VOCs IN GROUNDWATER
Former Scott Aviation Site
Lancaster, New York



MONITORING WELL MW-3
SUMMARY OF VOCs IN GROUNDWATER
Former Scott Aviation Site
Lancaster, New York

Sample Date	Analytical Results (µg/L)					
	Trichloroethene	cis-1,2-Dichloroethene	Vinyl chloride	Chloroethane	1,1-Dichloroethane	1,1,1-Trichloroethane
4/14/2005	< 10	4	22	16	8	<10
1/5/2006	< 25	4.4	4.6	< 25	10	< 25
4/14/2006	< 25	< 25	< 25	2.8	4.9	< 25
7/10/2006	< 25	2.6	6.5	4.8	7	< 25
10/18/2006	< 5	1.3	9.8	8.2	4.3	< 5
1/10/2007	< 5	2.8	9.8	12	7	< 5
4/16/2007	< 20	< 20	< 20	< 20	5.3	< 20
7/2/2007	< 5	2	5.7	< 5	7.5	< 5
10/17/2007	5	12	4	25	14	25
1/9/2008	< 5	0.9	4.2	1.2	9.7	<5
4/3/2008	<5	3	19	4.1	11	<5
7/1/2008	<5	2	15	6	5.3	<5
10/1/2008	<5	3.2	73	16	8.4	<5
1/21/2009	<5	4.5	21	3.6	17	<5
4/15/2009	<5	1.3	6	1.4	6.9	<5
7/22/2009	<5	2.5	23	4.5	10	<5
10/12/2009	<5	2.5	23	4.5	10	<5
1/18/2010	<5	3.4	31	4.6	15	<5
4/7/2010	<5	1.7	4.6	<5	10	<5
7/13/2010	<5	2.6	20	4.5	7.7	<5
10/11/2010	<5	3.2	55	7.2	12	<5
1/12/2011	<1	2.8	38	9.4	8.4	<1
4/4/2011	<1	3.1	19	4.2	11	<1
7/26/2011	<1	0.98	9.1	1.5	1.8	<1
10/3/2011	<1	1.1	18	4.4	1.2	<1
1/13/2012	<1	2.5	13	2.5	11	<1
4/2/2012	<1	<1	<1	<1	7.9	<1
7/5/2012	<1	2.7	7.2	5.6	4.9	<1
10/11/2012	<1	2.8	44	9.5	6.6	<1
4/1/2013	<1	1.3	4	<1	9.6	<1
7/1/2013	<1	3.5	10	3.6	10	<1
10/10/2013	<1	3.3	9.1	3.8	7.9	<1
1/21/2014	<1	2.3	2.3	<1	6.9	<1
4/7/2014	<1	1.5	2.5	0.82	8.9	<1
7/17/2014	<1	2.4	7.8	1.7	8.1	<1
10/14/2014	<1	0.93	20	4.3	2	<1
1/20/2015	<1	<1	1.5	0.64	4.9	<1
4/7/2015	<1	1.4	7.1	2.8	8.4	<1
7/22/2015	<1	1.6	7.9	3.1	3.8	<1
10/21/2015	<1	1.3	20	5.7	1.5	<1
1/6/2016	<1	3	4.2	0.83	9.5	<1
4/5/2016	<1	0.98	2.6	0.58	8	<1

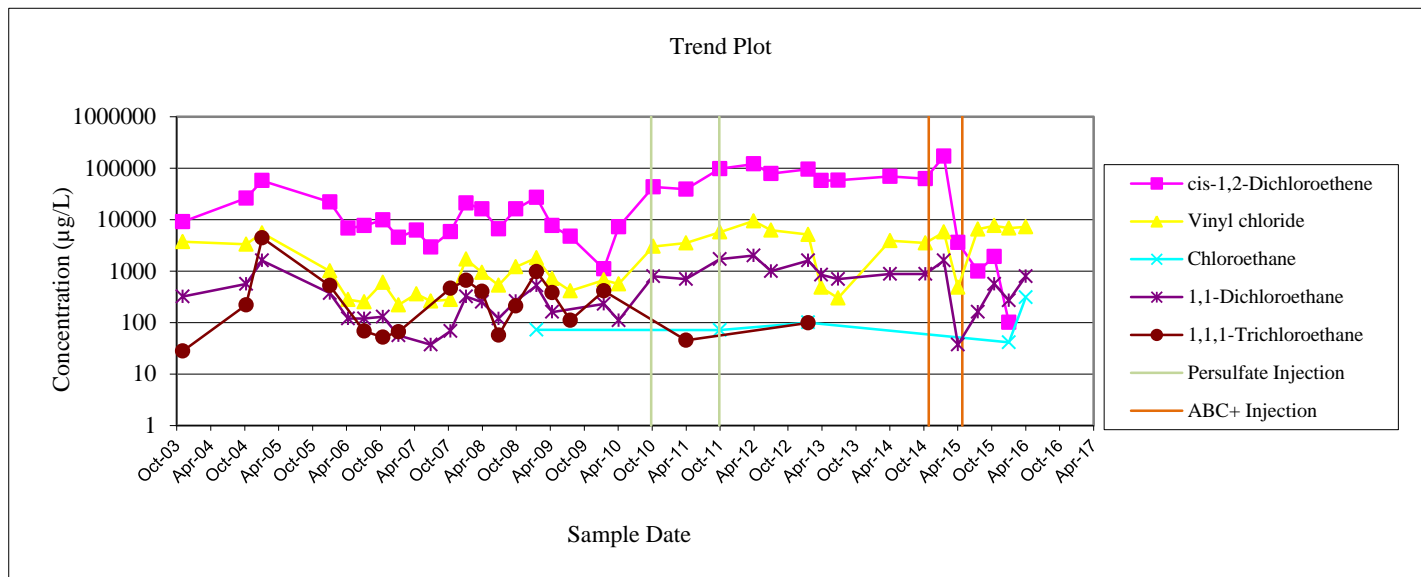
**MONITORING WELL MW-3
SUMMARY OF VOCs IN GROUNDWATER
Former Scott Aviation Site
Lancaster, New York**



MONITORING WELL MW-4
SUMMARY OF VOCs IN GROUNDWATER
Former Scott Aviation Site
Lancaster, New York

Sample Date	Analytical Results (µg/L)					
	Trichloroethene	cis-1,2-Dichloroethene	Vinyl chloride	Chloroethane	1,1-Dichloroethane	1,1,1-Trichloroethane
11/7/2003	270	9,100	3,700	< 10	320	28
10/13/2004	8,100	26,000	3,300	< 1000	560	220
1/7/2005	20,000	57,000	5,500	< 2000	1,600	4,400
1/6/2006	6,500	22,000	1,000	< 2000	370	520
4/14/2006	3,200	6,800	280	<500	120	<500
7/10/2006	2,400	7,600	250	<500	120	68
10/18/2006	2,600	9,800	600	<5	130	52
1/10/2007	2,800	4,500	220	<400	56	66
4/17/2007	4,900	6,200	360	<500	<500	<500
7/3/2007	1,100	2,900	260	<200	37	<200
10/17/2007	4,800	5,800	280	<500	68	460
1/9/2008	9,200	21,000	1,700	<500	320	660
4/3/2008	5,800	16,000	940	<1200	250	400
7/2/2008	500	6,600	530	<500	120	57
10/2/2008	6,300	16,000	1,200	<500	260	210
1/22/2009	1,800	27,000	1,800	72	520	970
4/15/2009	4,100	7,600	710	<200	160	380
7/22/2009	2,300	4,700	410	<250	<250	110
1/19/2010	7,400	1,100	670	<1000	230	410
4/8/2010	3,000	7,200	560	<500	110	<500
10/11/2010	7,800	43,000	3,000	<4,000	790	<4,000
4/6/2011	13,000	39,000	3,500	<40	700	45
10/4/2011	17,000	97,000	5,700	71	1700	<1
4/3/2012	39,000	120,000	9,400	<200	2000	<200
7/6/2012	15,000	78,000	6,200	<1000	990	<1000
1/21/2013	40,000	95,000	5,100	100	1600	98
4/2/2013	12,000	57,000	480	<40	850	<40
7/1/2013	14,000	58,000	300	<100	700	<100
4/7/2014	32,000	69,000	3,900	<1000	880	<1000
10/14/2014	32,000	62,000	3,500	<1000	880	<1000
1/21/2015	1,800	170,000	5,700	<1000	1,600	<1000
4/7/2015	110	3,600	480	<80	37	<80
7/23/2015	<100	990	6,500	<100	160	<100
10/20/2015	<100	1,900	7,600	<100	560	<100
1/6/2016	<100	100	6,800	41	270	<100
4/6/2016	<100	<100	7,200	310	790	<100

MONITORING WELL MW-4
SUMMARY OF VOCs IN GROUNDWATER
Former Scott Aviation Site
Lancaster, New York



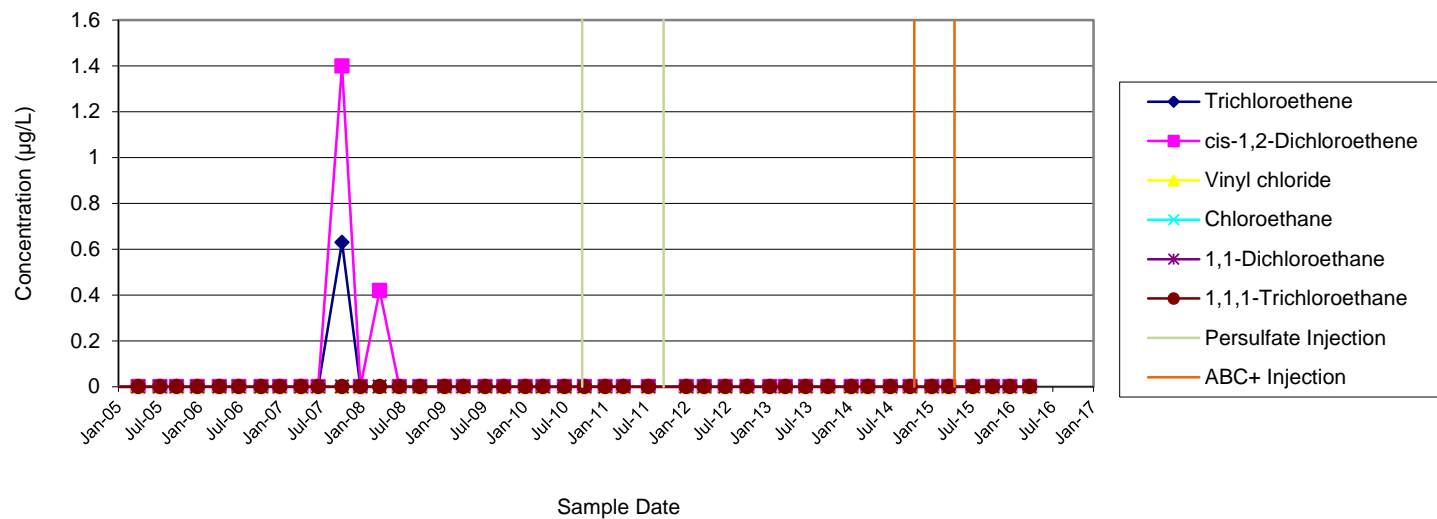
Note: LNAPL was present in MW-4 during the October 2004 and January 2005 groundwater sampling events.

MONITORING WELL MW-6
SUMMARY OF VOCs IN GROUNDWATER
Former Scott Aviation Site
Lancaster, New York

Sample Date	Analytical Results (µg/L)					
	Trichloroethene	cis-1,2-Dichloroethene	Vinyl chloride	Chloroethane	1,1-Dichloroethane	1,1,1-Trichloroethane
11/7/2003	< 10	< 10	< 10	< 10	< 10	< 6
10/12/2004	< 10	< 10	< 10	< 10	< 10	< 10
1/6/2005	< 10	< 10	< 10	< 10	< 10	< 10
4/14/2005	< 10	< 10	< 10	< 10	< 10	< 10
7/21/2005	< 5	< 5	< 5	< 5	< 5	< 5
10/4/2005	< 5	< 5	< 5	< 5	< 5	< 5
1/5/2006	< 5	< 5	< 5	< 5	< 5	< 5
4/14/2006	< 5	< 5	< 5	< 5	< 5	< 5
7/10/2006	< 5	< 5	< 5	< 5	< 5	< 5
10/18/2006	< 5	< 5	< 5	< 5	< 5	< 5
1/10/2007	< 5	< 5	< 5	< 5	< 5	< 5
4/16/2007	< 5	< 5	< 5	< 5	< 5	< 5
7/2/2007	< 5	< 5	< 5	< 5	< 5	< 5
10/17/2007	0.63	1.4	< 5	< 5	< 5	< 5
1/8/2008	<5	<5	<5	< 5	< 5	< 5
4/3/2008	<5	0.42	<5	<5	<5	<5
7/1/2008	<5	<5	<5	<5	<5	<5
10/1/2008	<5	<5	<5	<5	<5	<5
1/20/2009	<5	<5	<5	<5	<5	<5
4/15/2009	<5	<5	<5	<5	<5	<5
7/21/2009	<5	<5	<5	<5	<5	<5
10/13/2009	<5	<5	<5	<5	<5	<5
1/18/2010	<5	<5	<5	<5	<5	<5
4/7/2010	<5	<5	<5	<5	<5	<5
7/13/2010	<5	<5	<5	<5	<5	<5
10/11/2010	<5	<5	<5	<5	<5	<5
1/12/2011	<1	<1	<1	<1	<1	<1
4/4/2011	<1	<1	<1	<1	<1	<1
7/26/2011	<1	<1	<1	<1	<1	<1
1/12/2012	<1	<1	<1	<1	<1	<1
4/2/2012	<1	<1	<1	<1	<1	<1
7/5/2012	<1	<1	<1	<1	<1	<1
10/11/2012	<1	<1	<1	<1	<1	<1
1/21/2013	<1	<1	<1	<1	<1	<1
4/1/2013	<1	<1	<1	<1	<1	<1
7/1/2013	<1	<1	<1	<1	<1	<1
10/10/2013	<1	<1	<1	<1	<1	<1
1/22/2014	<1	<1	<1	<1	<1	<1
4/7/2014	<1	<1	<1	<1	<1	<1
7/17/2014	<1	<1	<1	<1	<1	<1
10/14/2014	<1	<1	<1	<1	<1	<1
1/20/2015	<1	<1	<1	<1	<1	<1
4/6/2015	<1	<1	<1	<1	<1	<1
7/23/2015	<1	<1	<1	<1	<1	<1
10/19/2015	<1	<1	<1	<1	<1	<1
1/6/2016	<1	<1	<1	<1	<1	<1
4/4/2016	<1	<1	<1	<1	<1	<1

MONITORING WELL MW-6
SUMMARY OF VOCs IN GROUNDWATER
Former Scott Aviation Site
Lancaster, New York

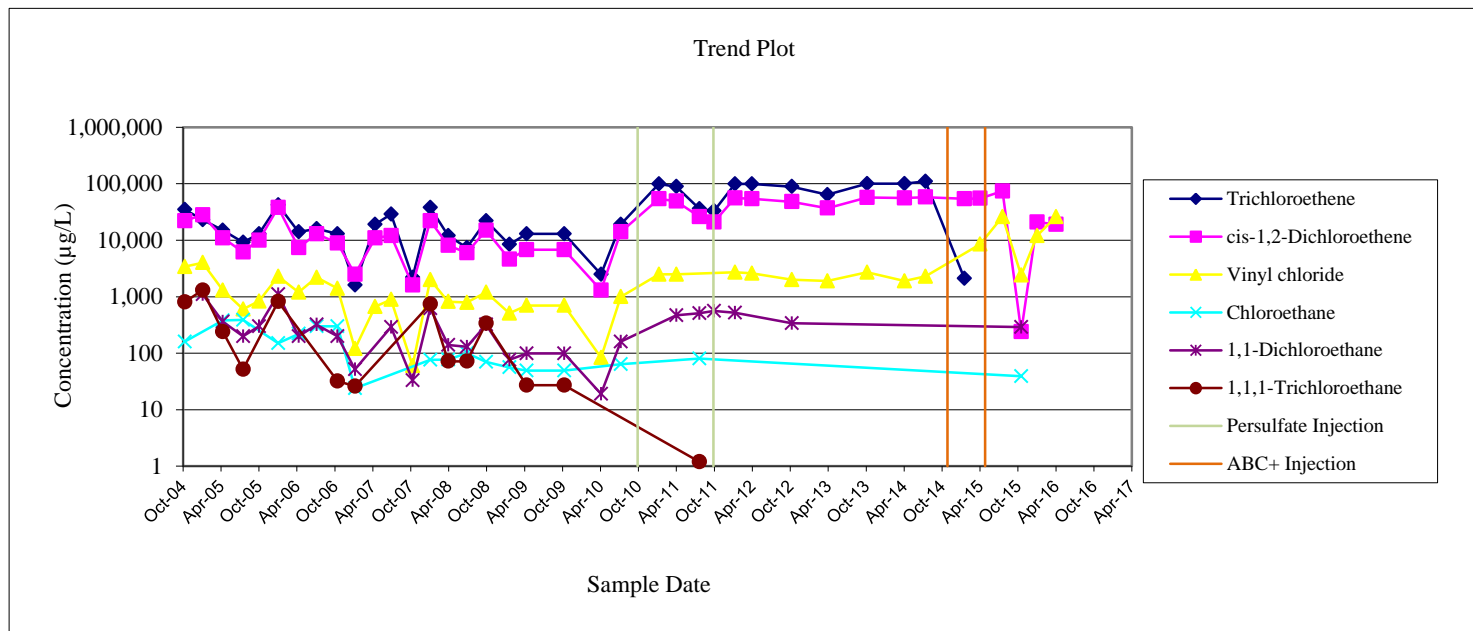
Trend Plot



MONITORING WELL MW-8R
SUMMARY OF VOCs IN GROUNDWATER
Former Scott Aviation Site
Lancaster, New York

Sample Date	Analytical Results (µg/L)					
	Trichloroethene	cis-1,2-Dichloroethene	Vinyl chloride	Chloroethane	1,1-Dichloroethane	1,1,1-Trichloroethane
10/13/2004	35,000	22,000	3,400	160	< 5,000	810
1/7/2005	23,000	28,000	4,000	< 2,000	1,100	1,300
4/14/2005	15,000	11,000	1,300	380	360	240
7/21/2005	9,200	6,200	600	390	200	52
10/5/2005	13,000	10,000	830	< 1,000	300	<1,000
1/6/2006	42,000	38,000	2,300	150	1100	820
4/14/2006	14,000	7,400	1,200	220	200	< 1,000
7/10/2006	16,000	13,000	2,200	300	320	< 1,000
10/18/2006	13,000	8,900	1,400	300	200	32
1/10/2007	1,600	2,500	120	24	52	26
4/17/2007	19,000	11,000	670	< 1,000	< 1,000	< 1,000
7/3/2007	29,000	12,000	890	< 1,000	290	< 1,000
10/15/2007	2,200	1,600	60	< 200	33	< 200
1/8/2008	38,000	22,000	2,000	76	620	740
4/3/2008	12,000	8,100	820	77	140	72
7/2/2008	7,400	6,000	790	100	130	72
10/2/2008	22,000	15,000	1,200	70	320	340
1/22/2009	8,400	4,600	510	56	76	<100
4/15/2009	13,000	6,800	700	49	99	27
10/13/2009	13,000	6,800	700	49	99	27
4/8/2010	2,500	1,300	84	<100	19	<100
7/12/2010	19,000	14,000	1,000	64	160	<100
1/12/2011	99,000	54,000	2,500	<2000	<2000	<2000
4/6/2011	89,000	49,000	2,500	<800	470	<800
7/26/2011	36,000	26,000	<800	80	510	1.2
10/4/2011	33,000	21,000	<400	<400	560	<400
1/13/2012	99,000	56,000	2,700	<800	520	<800
4/3/2012	99,000	54,000	2,600	<2000	<2000	<2000
10/12/2012	89,000	48,000	2,000	<800	340	<800
4/2/2013	64,000	37,000	1,900	<1000	<1000	<1000
10/10/2013	100,000	57,000	2,700	<1000	<1000	<1000
4/7/2014	100,000	56,000	1,900	<1000	<1000	<1000
7/17/2014	110,000	58,000	2,300	<1000	<1000	<1000
1/21/2015	2,100	54,000	<2000	<2000	<2000	<2000
4/6/2015	<2000	55,000	8,500	<2000	<2000	<2000
7/23/2015	<200	74,000	26,000	<200	<200	<200
10/21/2015	<25	240	2,400	39	290	<25
1/6/2016	<1,000	21,000	12,000	<1,000	<1,000	<1,000
4/6/2016	<1,000	19,000	26,000	<1,000	<1,000	<1,000

MONITORING WELL MW-8R
SUMMARY OF VOCs IN GROUNDWATER
Former Scott Aviation Site
Lancaster, New York



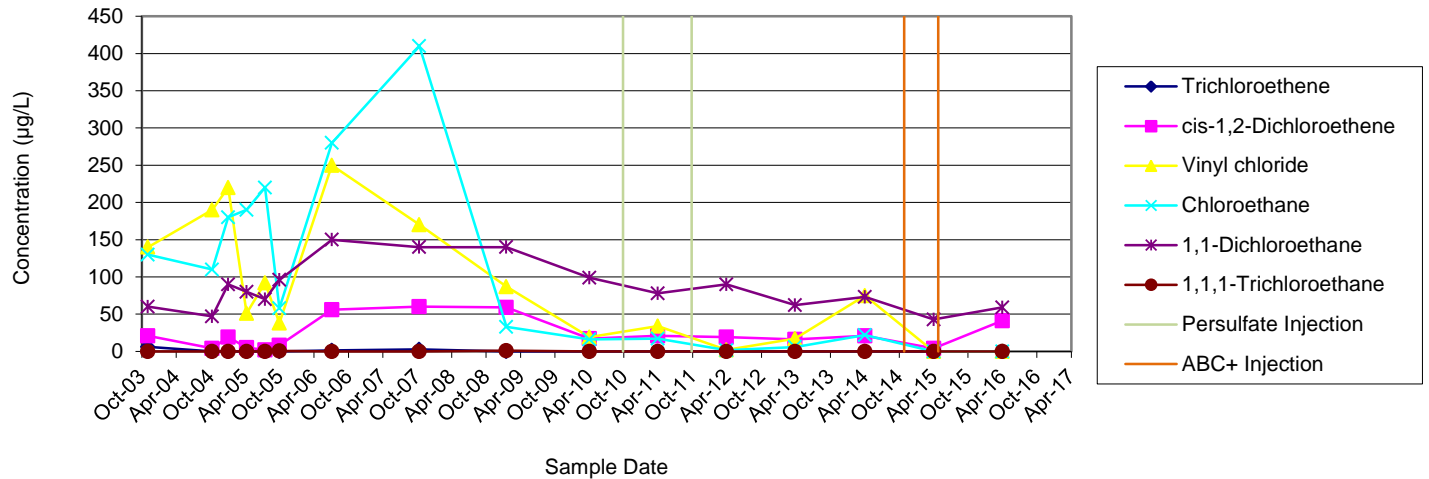
Note: LNAPL was present in MW-4 during the October 2004 and January 2005 groundwater sampling events.

MONITORING WELL MW-9
SUMMARY OF VOCs IN GROUNDWATER
Former Scott Aviation Site
Lancaster, New York

Sample Date	Analytical Results (µg/L)					
	Trichloroethene	cis-1,2-Dichloroethene	Vinyl chloride	Chloroethane	1,1-Dichloroethane	1,1,1-Trichloroethane
11/7/2003	6	21	140	130	60	< 10
10/13/2004	< 10	4	190	110	47	< 10
1/6/2005	< 10	19	220	180	90	< 10
4/14/2005	< 10	5	51	190	80	< 10
7/21/2005	< 5	2	92	220	70	< 5
10/5/2005	< 5	8	38	58	96	0.68
7/10/2006	1.3	56	250	280	150	< 5
10/17/2007	2.6	60	170	410	140	< 25
1/21/2009	<5	59	87	33	140	0.81
4/7/2010	<5	17	19	16	99	< 5
4/4/2011	<1	21	34	17	78	<1
4/2/2012	<1	19	1.8	1.5	90	<1
4/1/2013	<1	16	17	5.9	62	<1
4/7/2014	<1	21	75	22	73	<1
4/7/2015	<1	4.1	<1	<1	43	<1
4/5/2016	<1	41	<1	<1	59	<1

**MONITORING WELL MW-9
SUMMARY OF VOCs IN GROUNDWATER
Former Scott Aviation Site
Lancaster, New York**

Trend Plot

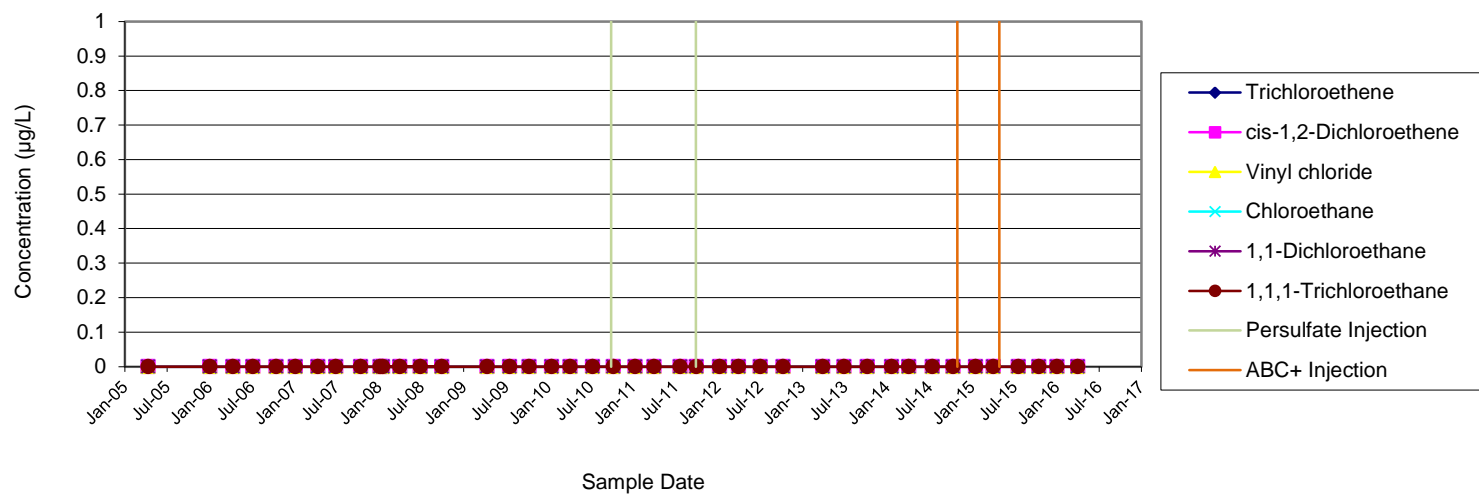


MONITORING WELL MW-10
SUMMARY OF VOCs IN GROUNDWATER
Former Scott Aviation Site
Lancaster, New York

Sample Date	Analytical Results (µg/L)					
	Trichloroethene	cis-1,2-Dichloroethene	Vinyl chloride	Chloroethane	1,1-Dichloroethane	1,1,1-Trichloroethane
4/14/2005	< 10	< 10	< 10	< 10	< 10	<10
1/5/2006	< 5	< 5	< 5	< 5	< 5	< 5
4/14/2006	< 5	< 5	< 5	< 5	< 5	< 5
7/10/2006	< 5	< 5	< 5	< 5	< 5	< 5
10/18/2006	< 5	< 5	< 5	< 5	< 5	< 5
1/9/2007	< 5	< 5	< 5	< 5	< 5	< 5
4/16/2007	< 5	< 5	< 5	< 5	< 5	< 5
7/2/2007	< 5	< 5	< 5	< 5	< 5	< 5
10/17/2007	< 5	< 5	< 5	< 5	< 5	< 5
1/9/2008	< 5	< 5	< 5	< 5	< 5	< 5
4/3/2008	< 5	< 5	< 5	< 5	< 5	< 5
7/1/2008	< 5	< 5	< 5	< 5	< 5	< 5
10/1/2008	< 5	< 5	< 5	< 5	< 5	< 5
1/20/2008	< 5	< 5	< 5	< 5	< 5	< 5
4/15/2009	< 5	< 5	< 5	< 5	< 5	< 5
7/21/2009	< 5	< 5	< 5	< 5	< 5	< 5
10/13/2009	< 5	< 5	< 5	< 5	< 5	< 5
1/18/2010	< 5	< 5	< 5	< 5	< 5	< 5
4/7/2010	< 5	< 5	< 5	< 5	< 5	< 5
7/13/2010	< 5	< 5	< 5	< 5	< 5	< 5
10/11/2010	< 5	< 5	< 5	< 5	< 5	< 5
1/12/2011	<1	<1	<1	<1	<1	<1
4/4/2011	<1	<1	<1	<1	<1	<1
7/26/2011	<1	<1	<1	<1	<1	<1
10/3/2011	<1	<1	<1	<1	<1	<1
1/12/2012	<1	<1	<1	<1	<1	<1
4/2/2012	<1	<1	<1	<1	<1	<1
7/5/2012	<1	<1	<1	<1	<1	<1
10/11/2012	<1	<1	<1	<1	<1	<1
4/1/2013	<1	<1	<1	<1	<1	<1
7/1/2013	<1	<1	<1	<1	<1	<1
10/10/2013	<1	<1	<1	<1	<1	<1
1/22/2014	<1	<1	<1	<1	<1	<1
4/7/2014	<1	<1	<1	<1	<1	<1
7/17/2014	<1	<1	<1	<1	<1	<1
10/14/2014	<1	<1	<1	<1	<1	<1
1/20/2015	<1	<1	<1	<1	<1	<1
4/6/2015	<1	<1	<1	<1	<1	<1
7/23/2015	<1	<1	<1	<1	<1	<1
10/19/2015	<1	<1	<1	<1	<1	<1
1/6/2016	<1	<1	<1	<1	<1	<1
4/4/2016	<1	<1	<1	<1	<1	<1

MONITORING WELL MW-10
SUMMARY OF VOCs IN GROUNDWATER
Former Scott Aviation Site
Lancaster, New York

Trend Plot

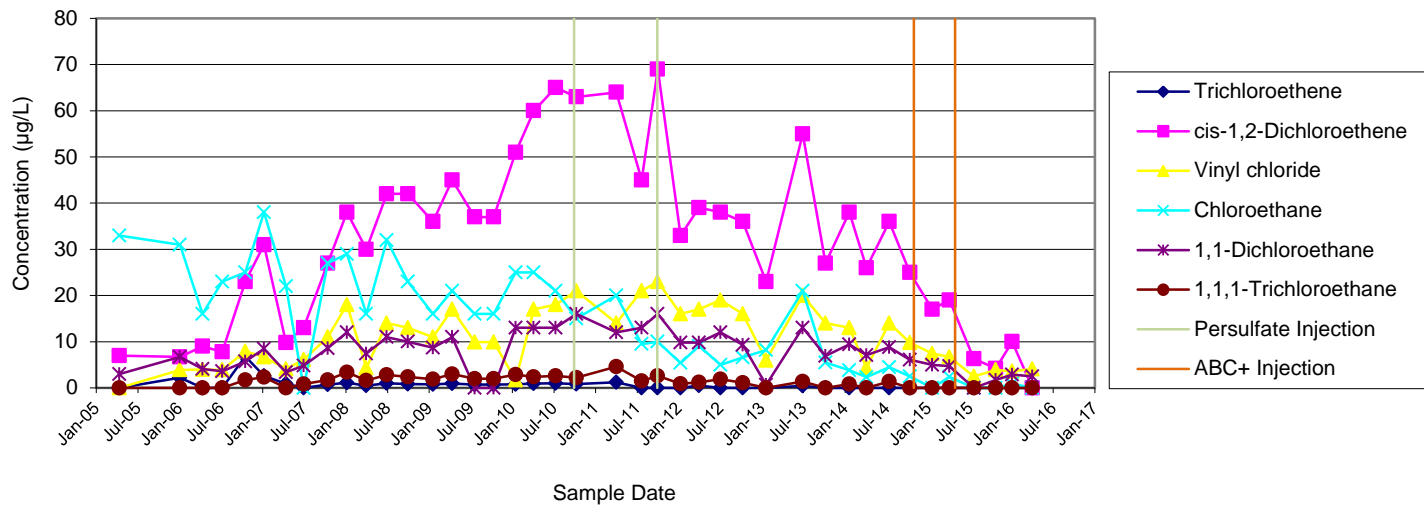


MONITORING WELL MW-11
SUMMARY OF VOCs IN GROUNDWATER
Former Scott Aviation Site
Lancaster, New York

Sample Date	Analytical Results (µg/L)					
	Trichloroethene	cis-1,2-Dichloroethene	Vinyl chloride	Chloroethane	1,1-Dichloroethane	1,1,1-Trichloroethane
4/14/2005	< 10	7	< 10	33	3	< 10
1/5/2006	2.2	6.7	3.9	31	6.7	<20
4/14/2006	< 20	9	4	16	4.1	< 20
7/10/2006	< 20	7.8	3.9	23	3.6	< 20
10/19/2006	6.8	23	7.9	25	5.7	1.7
1/9/2007	2.6	31	6.7	38	8.5	2.3
4/16/2007	0.89	9.8	4.1	22	3.4	<5
7/2/2007	< 5	13	6.1	< 5	4.8	0.84
10/16/2007	0.71	27	11	27	8.6	1.7
1/8/2008	1.1	38	18	29	12	3.4
4/2/2008	0.49	30	4.3	16	7.4	1.6
7/1/2008	1	42	14	32	11	2.8
10/2/2008	0.81	42	13	23	10	2.4
1/20/2009	0.77	36	11	16	8.7	1.9
4/14/2009	0.95	45	17	21	11	3
7/22/2009	0.69	37	9.9	16	<5	2
10/13/2009	0.69	37	9.9	16	<5	2
1/18/2010	0.77	51	1.7	25	13	2.9
4/7/2010	0.95	60	17	25	13	2.4
7/12/2010	1	65	18	21	13	2.6
10/11/2010	0.8	63	21	15	16	2.2
4/5/2011	1.2	64	14	20	12	4.6
7/25/2011	<1	45	21	9.5	13	1.5
10/3/2011	<1	69	23	10	16	2.6
1/12/2012	<1	33	16	5.4	9.8	0.88
4/2/2012	0.51	39	17	9.1	9.8	1.2
7/5/2012	<1	38	19	5	12	1.9
10/11/2012	<1	36	16	6.6	9.3	1.1
1/21/2013	<1	23	6	8.2	0.64	<1
7/1/2013	0.46	55	20	21	13	1.4
10/9/2013	<1	27	14	5.5	6.9	<1
1/21/2014	<1	38	13	3.8	9.4	0.85
4/7/2014	<1	26	4.3	2.3	7.1	<1
7/16/2014	<1	36	14	4.5	8.8	1.4
10/14/2014	<1	25	9.8	2.5	6.1	<1
1/20/2015	<5	17	7.4	<5	5.0	<5
4/6/2015	<2	19	6.7	2.4	4.7	<2
7/22/2015	<1	6.3	2.5	<1	<1	<1
10/26/2015	<1	4.2	3.9	<1	1.7	<1
1/6/2016	<1	10	3.6	0.89	2.9	<1
4/4/2016	<1	<1	4.1	<1	2.5	<1

MONITORING WELL MW-11
SUMMARY OF VOCs IN GROUNDWATER
Former Scott Aviation Site
Lancaster, New York

Trend Plot

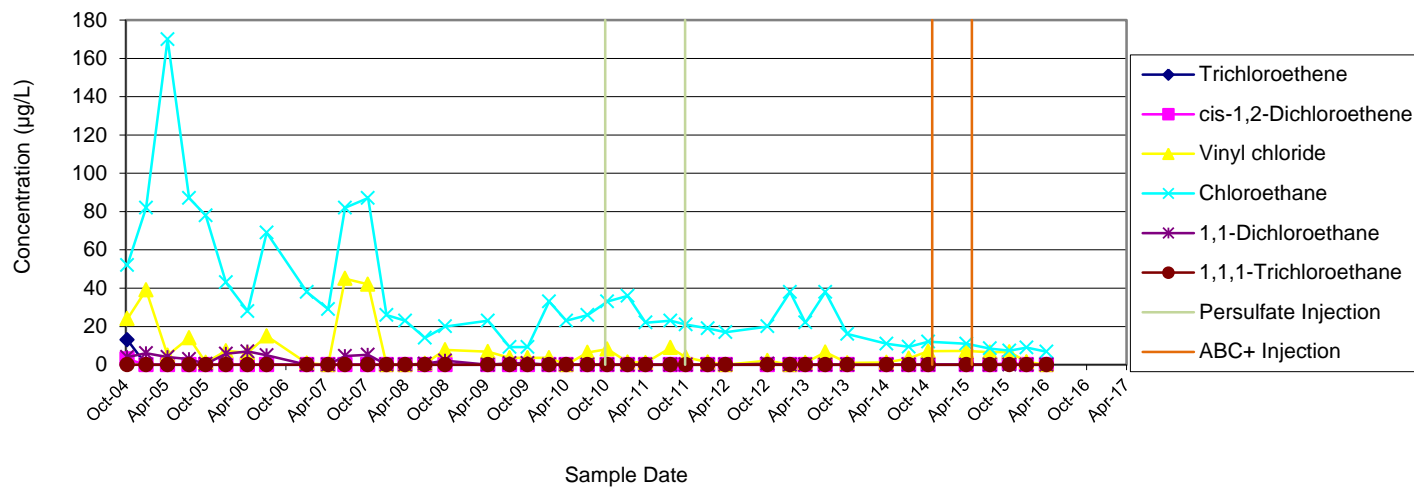


MONITORING WELL MW-12
SUMMARY OF VOCs IN GROUNDWATER
Former Scott Aviation Site
Lancaster, New York

Sample Date	Analytical Results (µg/L)					
	Trichloroethene	cis-1,2-Dichloroethene	Vinyl chloride	Chloroethane	1,1-Dichloroethane	1,1,1-Trichloroethane
10/12/2004	13	3	24	52	4	< 10
1/6/2005	< 10	< 10	39	82	6	< 10
4/14/2005	< 10	< 10	5	170	4	< 10
7/21/2005	< 5	< 5	14	87	3	<
10/5/2005	< 5	< 5	1.2	78	0.43	< 5
1/5/2006	< 25	< 25	7.2	43	5.8	< 25
4/14/2006	< 25	< 25	6.3	28	6.9	< 25
7/10/2006	< 25	< 25	15	69	5	< 25
1/9/2007	< 5	< 5	0.83	38	< 5	< 5
4/16/2007	< 20	< 20	< 20	29	< 20	< 20
7/2/2007	< 5	< 5	45	82	4.6	< 5
10/15/2007	< 5	< 5	42	87	5.2	< 5
1/8/2008	< 5	< 5	< 5	26	< 5	< 5
4/2/2008	< 5	< 5	< 5	23	< 5	< 5
7/1/2008	< 5	< 5	0.64	14	0.55	< 5
10/1/2008	< 5	< 5	7.8	20	2.1	< 5
4/14/2009	<5	<5	6.8	23	<5	<5
7/22/2009	<5	<5	3.6	9.2	0.79	<5
10/12/2009	<5	<5	3.6	9.2	0.79	<5
1/18/2010	<5	<5	3.6	33	<5	<5
4/7/2010	<5	<5	< 5	23	<5	<5
7/13/2010	<5	<5	6.4	26	<5	<5
10/11/2010	<5	<5	8.1	33	<5	<5
1/12/2011	<1	<1	1.3	36	<1	<1
4/4/2011	<1	<1	1.1	22	<1	<1
7/26/2011	<1	<1	8.9	23	<1	<1
10/4/2011	<1	<1	3.9	21	<1	<1
1/12/2012	<1	<1	1.4	19	<1	<1
4/2/2012	<1	<1	<1	17	<1	<1
10/11/2012	<1	<1	2.1	20	0.49	<1
1/21/2013	<1	<1	<1	38	<1	<1
4/1/2013	<1	<1	1.1	22	<1	<1
7/1/2013	<1	<1	6.6	38	<1	<1
10/10/2013	<1	<1	0.95	16	<1	<1
4/7/2014	<1	<1	1.2	11	<1	<1
7/17/2014	<1	<1	3.3	9.4	<1	<1
10/14/2014	<1	<1	7.1	12	<1	<1
4/6/2015	<1	<1	7.2	11	<1	<1
7/23/2015	<1	<1	6.6	8.5	<1	<1
10/19/2015	<1	0.88	6.7	7.4	<1	<1
1/6/2016	<1	<1	1.5	9	<1	<1
4/5/2016	<5	<5	< 5	6.8	<5	<5

MONITORING WELL MW-12
SUMMARY OF VOCs IN GROUNDWATER
Former Scott Aviation Site
Lancaster, New York

Trend Plot

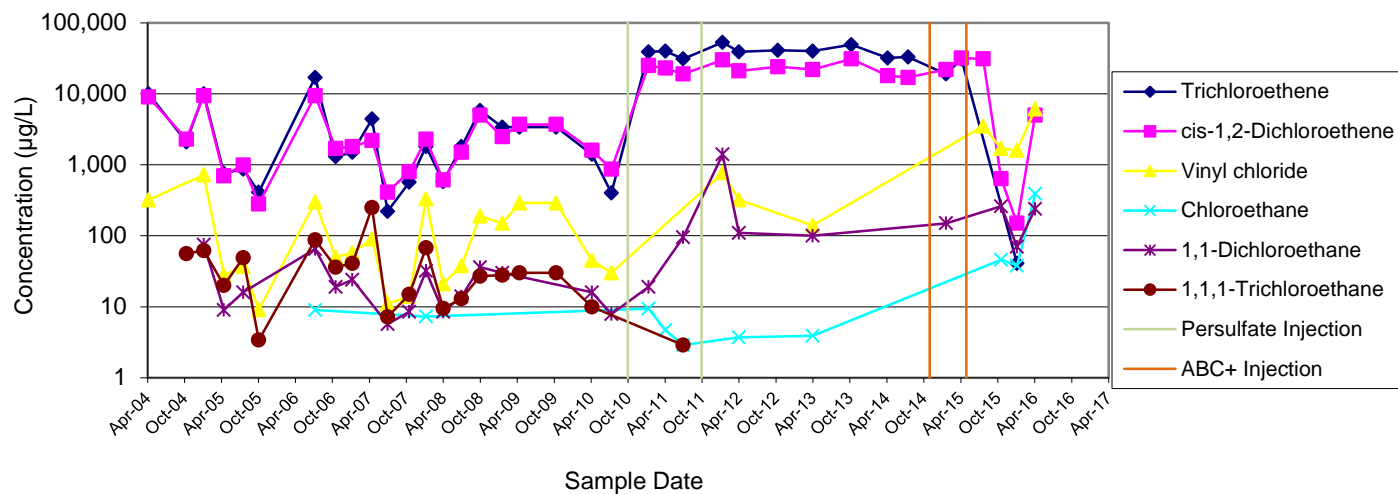


PIEZOMETER MW-13S
SUMMARY OF VOCs IN GROUNDWATER
Former Scott Aviation Site
Lancaster, New York

Sample Date	Analytical Results (µg/L)					
	Trichloroethene	cis-1,2-Dichloroethene	Vinyl chloride	Chloroethane	1,1-Dichloroethane	1,1,1-Trichloroethane
4/8/2004	10,000	9,000	320	< 100	< 100	< 100
10/12/2004	2,100	2,300	< 200	< 200	< 200	56
1/6/2005	10,000	9,400	720	< 200	75	62
4/15/2005	760	700	28	< 50	9	20
7/20/2005	870	990	37	< 40	16	49
10/4/2005	410	280	9.1	< 40	< 40	3.4
7/10/2006	17,000	9,400	300	9	65	88
10/19/2006	1,300	1,700	50	<100	19	36
1/10/2007	1,500	1,800	58	<100	24	41
4/17/2007	4,400	2,200	90	< 250	< 250	250
7/3/2007	220	410	11	< 25	5.7	7.2
10/18/2007	570	800	14	< 25	8.5	15
1/9/2008	1800	2300	330	7.3	32	68
4/3/2008	580	610	21	<50	8.5	9.5
7/2/2008	1,800	1,500	38	<120	14	13
10/2/2008	5,800	5,000	190	<120	36	27
1/20/2009	3,400	2,500	150	<10	30	28
4/15/2009	3,400	3,700	290	<40	<40	30
10/13/2009	3,400	3,700	290	<40	<40	30
4/7/2010	1,400	1,600	45	<50	16	10
7/13/2010	400	870	30	<50	7.9	<50
1/12/2011	39,000	25,000	<500	9.4	19	<1
4/6/2011	40,000	23,000	<800	4.7	<800	<800
7/2/2011	31,000	19,000	<800	2.9	95	2.9
1/13/2012	53,000	30,000	770	<800	1400	<800
4/3/2012	39,000	21,000	320	3.7	110	<1
10/12/2012	41,000	24,000	<800	<800	<800	<800
4/2/2013	40,000	22,000	140	3.9	100	<1
10/10/2013	49,000	31,000	<1	<1	<1	<1
4/7/2014	32,000	18,000	<500	<500	<500	<500
7/17/2014	33,000	17,000	<500	<500	<500	<500
1/21/2015	19,000	22,000	<500	<500	150	<500
4/7/2015	31,000	32,000	<500	<500	<500	<500
7/23/2015	<500	31,000	3,500	<500	<500	<500
10/20/2015	<10	640	1,700	46	260	<10
1/6/2016	41	150	1,600	38	70	<25
4/5/2016	<100	5,000	6,100	390	240	<100

MONITORING WELL MW-13S
SUMMARY OF VOCs IN GROUNDWATER
Former Scott Aviation Site
Lancaster, New York

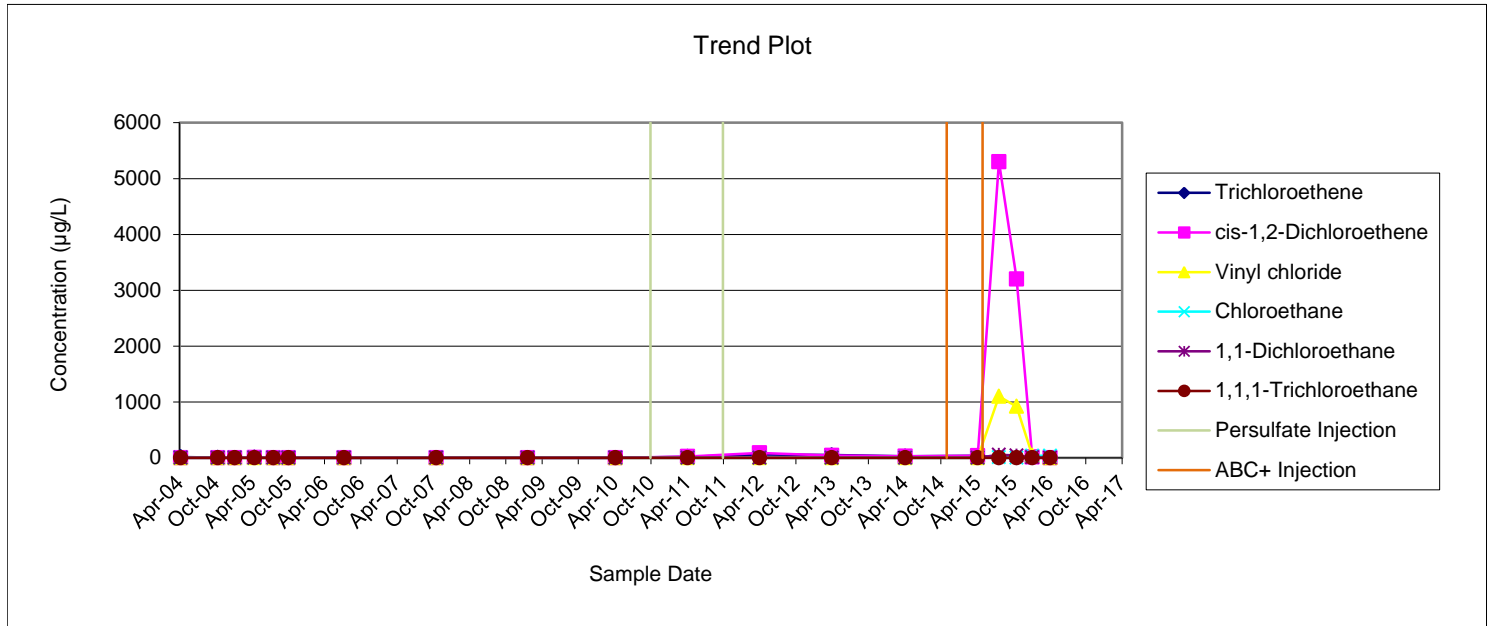
Trend Plot



PIEZOMETER MW-13D
SUMMARY OF VOCs IN GROUNDWATER
Former Scott Aviation Site
Lancaster, New York

Sample Date	Analytical Results (µg/L)					
	Trichloroethene	cis-1,2-Dichloroethene	Vinyl chloride	Chloroethane	1,1-Dichloroethane	1,1,1-Trichloroethane
4/8/2004	17	2	< 10	< 10	< 10	< 10
10/12/2004	7	2	< 10	< 10	< 10	< 10
1/6/2005	< 10	< 10	< 10	< 10	< 10	< 10
4/15/2005	8	4	< 10	< 10	< 10	< 10
7/20/2005	1	2	< 5	< 5	< 5	< 5
10/4/2005	1.4	1.5	< 5	< 5	< 5	< 5
7/10/2006	2	1.6	2.6	< 5	< 5	< 5
10/18/2007	<5	0.55	1.1	< 5	< 5	< 5
1/20/2009	<5	<5	<5	<5	<5	<5
4/7/2010	<5	<5	<5	<5	<5	<5
4/6/2011	22	23	<1	<1	<1	<1
4/3/2012	62	89	2.3	<1	<1	<1
4/1/2013	53	44	2.9	<1	<1	<1
4/7/2014	30	28	1.9	<1	<1	<1
4/7/2015	40	37	<1	<1	<1	<1
7/23/2015	2	5,300	1,100	11	56	<1
10/20/2015	<100	3,200	920	<100	42	<100
1/6/2016	<10	15	47	38	12	<10
4/6/2016	<10	<10	<10	36	<10	<10

**PIEZOMETER MW-13D
SUMMARY OF VOCs IN GROUNDWATER
Former Scott Aviation Site
Lancaster, New York**

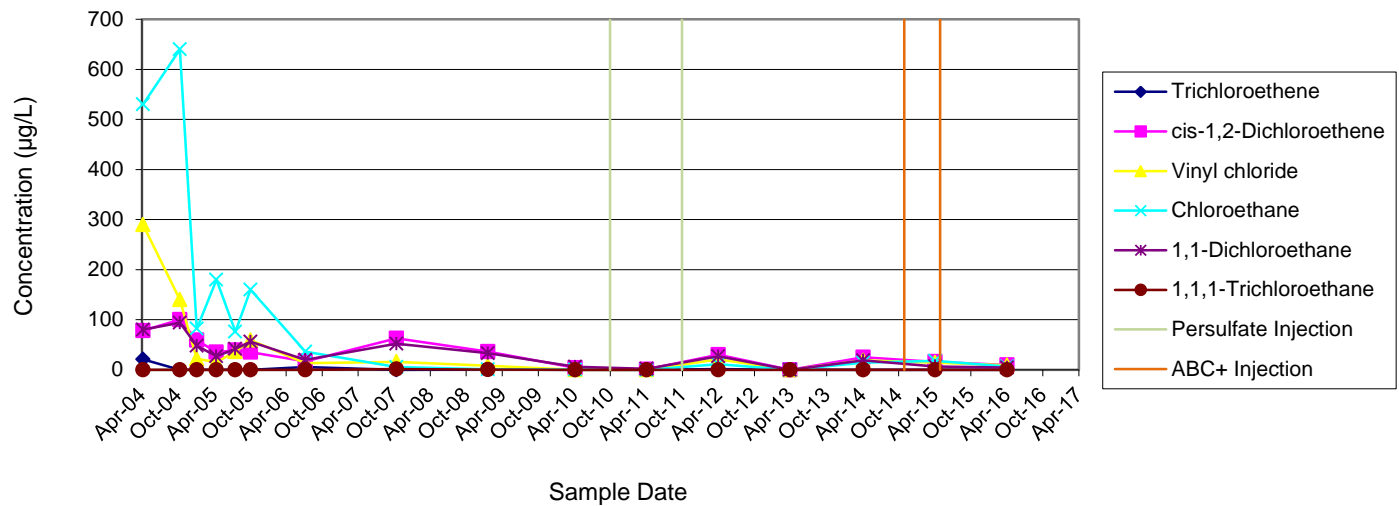


PIEZOMETER MW-14S
SUMMARY OF VOCs IN GROUNDWATER
Former Scott Aviation Site
Lancaster, New York

Sample Date	Analytical Results (µg/L)					
	Trichloroethene	cis-1,2-Dichloroethene	Vinyl chloride	Chloroethane	1,1-Dichloroethane	1,1,1-Trichloroethane
4/8/2004	21	78	290	530	80	< 20
10/12/2004	< 10	100	140	640	94	< 10
1/6/2005	< 10	59	22	82	48	< 10
4/15/2005	< 10	35	15	180	27	< 10
7/20/2005	< 5	39	36	76	42	< 5
10/5/2005	< 5	35	59	160	56	<5
7/10/2006	5.7	17	13	36	20	< 25
10/15/2007	< 5	63	16	5.7	52	1.3
1/21/2009	0.38	36	7.9	0.87	33	0.63
4/8/2010	< 5	4	< 5	0.62	5.9	<5
4/5/2011	< 1	1.1	<1	<1	1.9	<1
4/2/2012	1.3	30	21	11	27	<1
4/1/2013	<1	<1	<1	<1	<1	<1
4/7/2014	<1	25	19	14	19	<1
4/7/2015	<1	16	14	18	6.8	<1
4/5/2016	<1	9.6	8.9	6.3	4.4	<1

**PIEZOMETER MW-14S
SUMMARY OF VOCs IN GROUNDWATER
Former Scott Aviation Site
Lancaster, New York**

Trend Plot

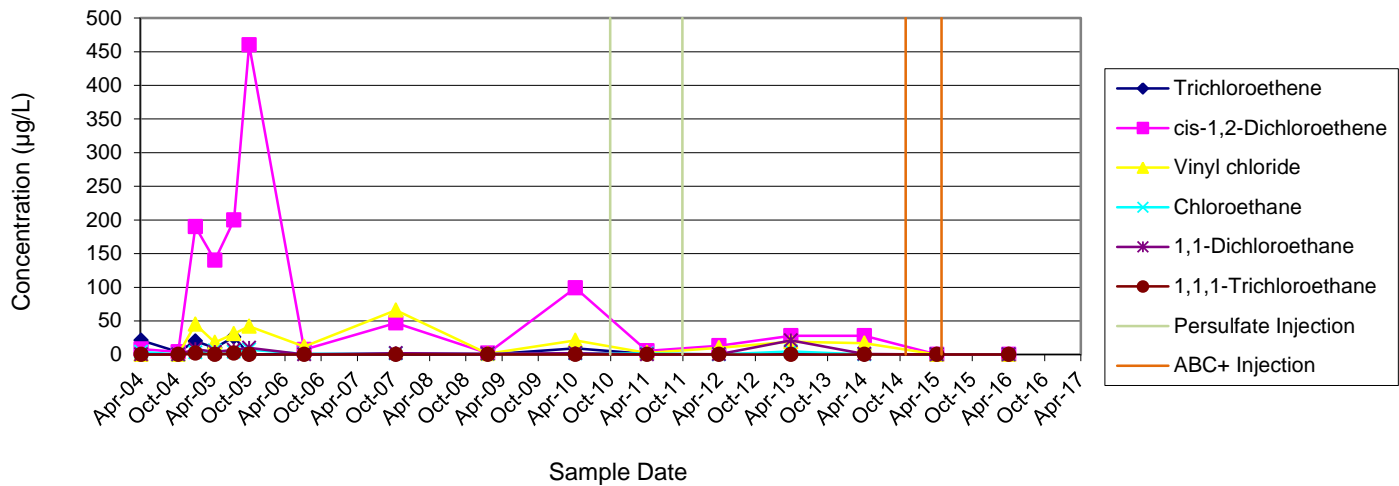


PIEZOMETER MW-14D
SUMMARY OF VOCs IN GROUNDWATER
Former Scott Aviation Site
Lancaster, New York

Sample Date	Analytical Results (µg/L)					
	Trichloroethene	cis-1,2-Dichloroethene	Vinyl chloride	Chloroethane	1,1-Dichloroethane	1,1,1-Trichloroethane
4/8/2004	21	8	< 10	4	< 10	< 10
10/12/2004	4	4	< 10	< 10	< 10	< 10
1/6/2005	20	190	45	3	8	2
4/15/2005	10	140	18	6	4	< 10
7/20/2005	26	200	31	4	7	2
10/5/2005	< 10	460	42	7.2	9.9	<10
7/10/2006	0.96	7.2	12	0.82	< 5	< 5
10/15/2007	< 5	47	66	1.8	2.2	< 5
1/21/2009	<5	2	1.4	0.91	1.3	<5
4/8/2010	9.4	99	21	1.5	2	<5
4/5/2011	0.97	5.6	2.6	1.5	<1	<1
4/2/2012	0.64	13	9.9	<1	0.44	<1
4/1/2013	0.99	28	19	4.6	21	<1
4/7/2014	<1	28	17	<1	0.82	<1
4/7/2015	<1	<1	<1	<1	<1	<1
4/5/2016	<1	<1	<1	<1	<1	<1

**PIEZOMETER MW-14D
SUMMARY OF VOCs IN GROUNDWATER
Former Scott Aviation Site
Lancaster, New York**

Trend Plot

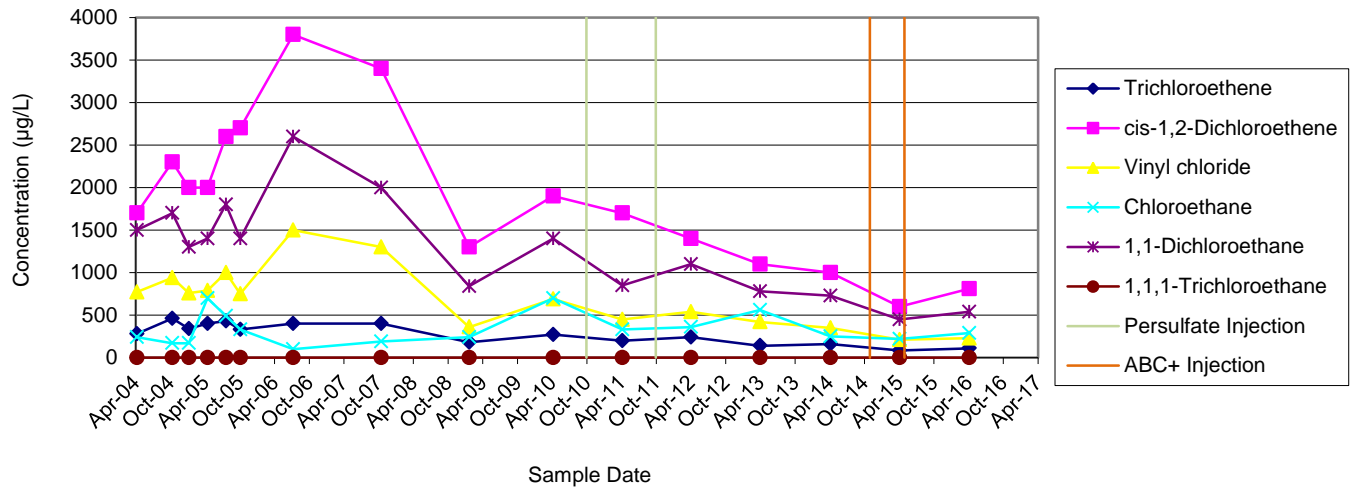


PIEZOMETER MW-15S
SUMMARY OF VOCs IN GROUNDWATER
Former Scott Aviation Site
Lancaster, New York

Sample Date	Analytical Results (µg/L)					
	Trichloroethene	cis-1,2-Dichloroethene	Vinyl chloride	Chloroethane	1,1-Dichloroethane	1,1,1-Trichloroethane
4/8/2004	280	1,700	770	240	1,500	< 250
10/12/2004	460	2,300	940	170	1,700	< 250
1/7/2005	340	2,000	760	170	1,300	< 250
4/15/2005	400	2,000	790	700	1,400	< 200
7/21/2005	430	2,600	1,000	490	1,800	< 120
10/5/2005	330	2,700	750	330	1,400	<100
7/10/2006	400	3,800	1,500	100	2,600	< 25
10/16/2007	400	3400	1300	190	2000	< 200
1/21/2009	180	1300	360	240	840	<5
4/8/2010	270	1900	690	700	1400	<10
4/7/2011	200	1700	450	330	850	<1
4/3/2012	240	1400	540	360	1100	<1
4/1/2013	140	1100	420	560	780	<20
4/7/2014	160	1000	350	250	730	<20
4/6/2015	85	600	210	220	450	<20
4/6/2016	110	810	230	290	540	<20

**PIEZOMETER MW-15S
SUMMARY OF VOCs IN GROUNDWATER
Former Scott Aviation Site
Lancaster, New York**

Trend Plot

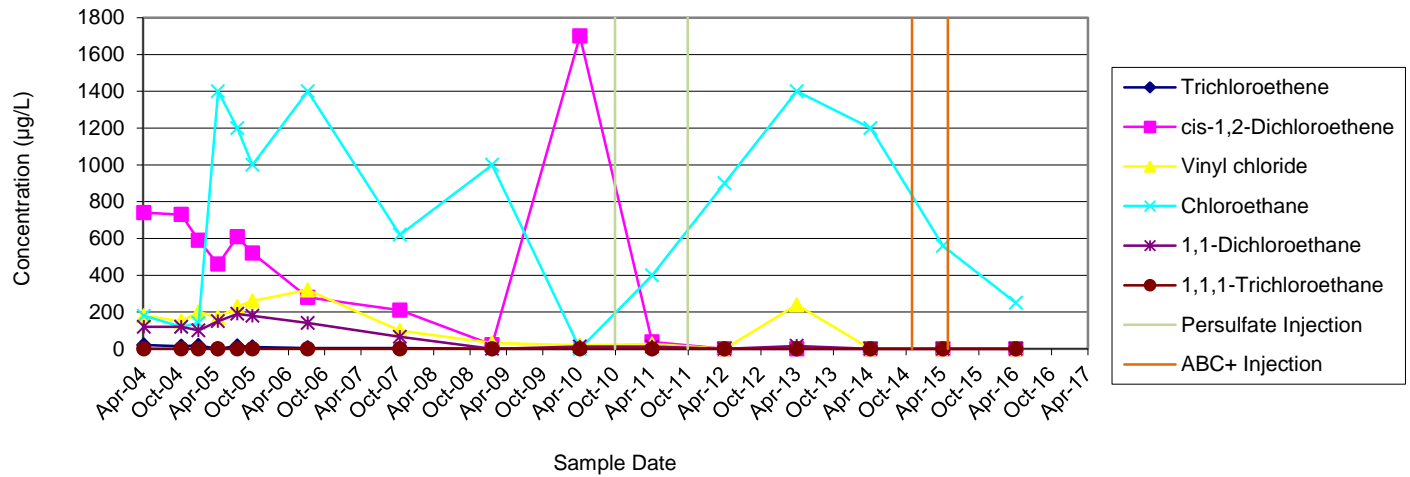


PIEZOMETER MW-15D
SUMMARY OF VOCs IN GROUNDWATER
Former Scott Aviation Site
Lancaster, New York

Sample Date	Analytical Results (µg/L)					
	Trichloroethene	cis-1,2-Dichloroethene	Vinyl chloride	Chloroethane	1,1-Dichloroethane	1,1,1-Trichloroethane
4/8/2004	21	740	180	180	120	< 10
10/12/2004	14	730	150	120	120	< 50
1/7/2005	18	590	200	140	100	< 50
4/15/2005	< 50	460	170	1,400	150	< 50
7/21/2005	15	610	230	1,200	190	< 25
10/5/2005	10	520	260	1,000	180	<50
7/10/2006	4.9	280	320	1,400	140	< 5
10/16/2007	3.6	210	99	620	66	< 5
1/21/2009	<25	22	32	1000	<25	<25
4/8/2010	<5	1700	19	<5	12	<5
4/5/2011	<8	38	26	400	13	<8
4/3/2012	<10	<10	<10	900	<10	<10
4/1/2013	<8	<8	240	1400	16	<8
4/7/2014	<20	<20	<20	1200	<20	<20
4/6/2015	<20	<20	<20	560	<20	<20
4/6/2016	<5	<5	<5	250	<5	<5

**PIEZOMETER MW-15D
SUMMARY OF VOCs IN GROUNDWATER
Former Scott Aviation Site
Lancaster, New York**

Trend Plot

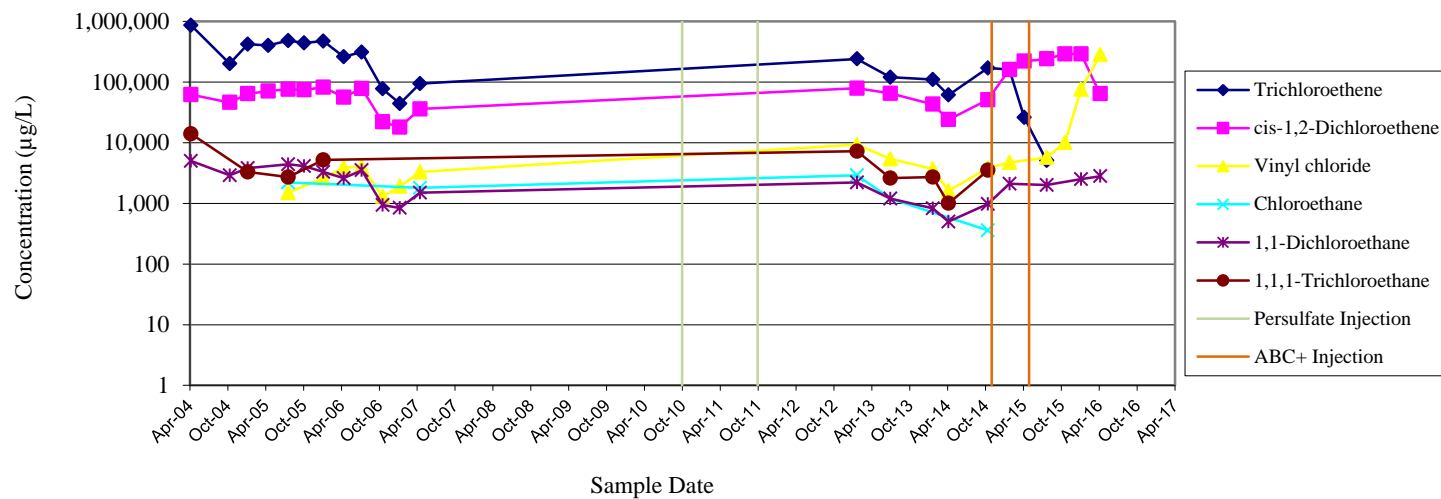


PIEZOMETER MW-16S
SUMMARY OF VOCs IN GROUNDWATER
Former Scott Aviation Site
Lancaster, New York

Sample Date	Analytical Results (µg/L)					
	Trichloroethene	cis-1,2-Dichloroethene	Vinyl chloride	Chloroethane	1,1-Dichloroethane	1,1,1-Trichloroethane
4/8/2004	860,000	62,000	< 20,000	< 20,000	5,000	14,000
10/12/2004	200,000	46,000	< 10,000	< 10,000	2,900	< 10,000
1/7/2005	420,000	64,000	< 10,000	< 10,000	3,800	3,300
4/15/2005	400,000	71,000	< 25,000	< 25,000	< 25,000	< 25,000
7/21/2005	480,000	76,000	1,500	2,200	4,400	2,700
10/5/2005	440,000	74,000	< 25,000	< 25,000	4,100	< 25,000
1/6/2006	470,000	82,000	2,600	< 20,000	3,300	5,200
4/14/2006	260,000	56,000	3,900	< 20,000	2,600	< 20,000
7/10/2006	310,000	78,000	4,000	< 20,000	3,500	< 20,000
10/19/2006	77,000	22,000	1,300	< 5,000	940	< 5,000
1/10/2007	44,000	18,000	1,900	< 2,500	840	< 2,500
4/17/2007	94,000	36,000	3,300	1,800	1,500	< 5,000
1/21/2013	240,000	79,000	9,300	2,900	2,200	7,200
7/1/2013	120,000	65,000	5,400	1,200	1,200	2,600
1/22/2014	110,000	43,000	3,700	<2,000	830	2,700
4/7/2014	61,000	24,000	1,600	<1000	500	1,000
10/14/2014	170,000	51,000	3,800	360	980	3,500
1/26/2015	160,000	160,000	4,700	<4,000	2,100	<4,000
4/7/2015	26,000	220,000	<4,000	<4,000	<4,000	<4,000
7/24/2015	5,100	240,000	5,700	<4,000	2,000	<4,000
10/20/2015	<4,000	290,000	10,000	<4,000	<4,000	<4,000
1/6/2016	<4,000	290,000	76,000	<4,000	2,500	<4,000
4/7/2016	<4,000	64,000	280,000	<4,000	2,800	<4,000

MONITORING WELL MW-16S
SUMMARY OF VOCs IN GROUNDWATER
Former Scott Aviation Site
Lancaster, New York

Trend Plot

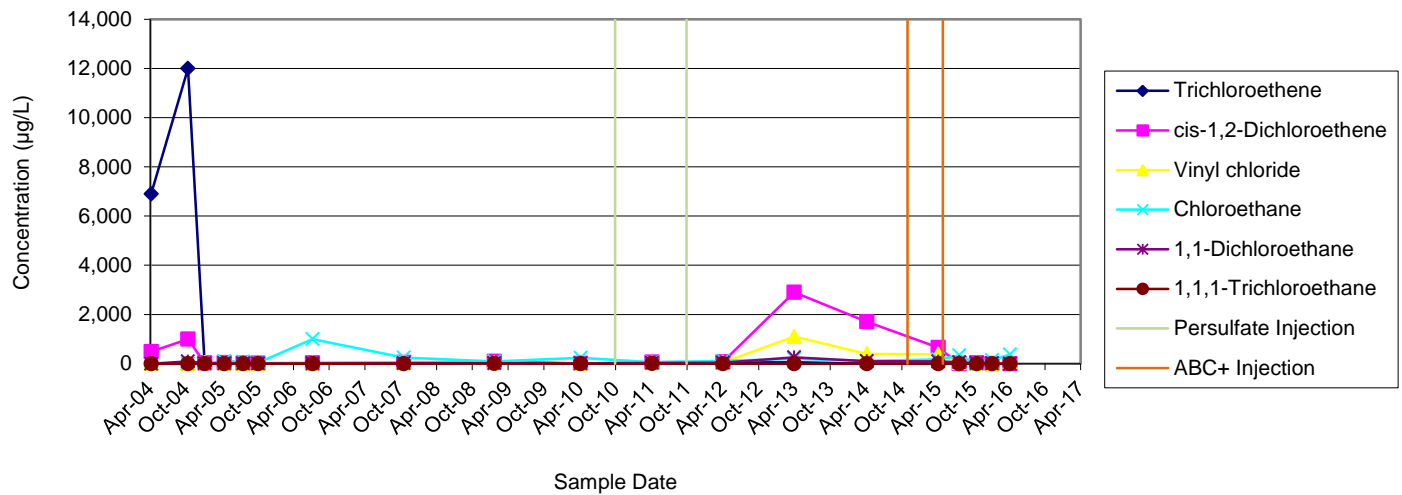


PIEZOMETER MW-16D
SUMMARY OF VOCs IN GROUNDWATER
Former Scott Aviation Site
Lancaster, New York

Sample Date	Analytical Results (µg/L)					
	Trichloroethene	cis-1,2-Dichloroethene	Vinyl chloride	Chloroethane	1,1-Dichloroethane	1,1,1-Trichloroethane
4/8/2004	6,900	490	< 500	< 500	< 500	< 500
10/12/2004	12,000	1,000	< 500	< 500	91	< 500
1/6/2005	9	27	39	22	15	< 10
4/15/2005	32	36	17	100	10	< 10
7/21/2005	25	12	4	84	2	< 10
10/5/2005	1.3	16	10	41	5	<5
7/10/2006	6.1	27	21	1,000	9.7	< 5
10/18/2007	6	48	39	250	16	< 20
1/22/2009	52	92	39	90	21	1.9
4/8/2010	12	6.9	3.6	240	8.7	< 10
4/7/2011	22	59	33	59	27	1.2
4/3/2012	42	66	46	110	35	<1
4/1/2013	57	2900	1100	190	260	<1
4/7/2014	<25	1700	390	110	99	<25
4/7/2015	<25	650	380	170	94	<25
7/23/2015	<25	<25	41	340	56	<25
10/20/2015	<10	24	9.2	<10	15	<10
1/6/2016	<5	<5	9.2	140	2.9	<5
4/7/2016	<10	<10	50	370	<10	<10

**PIEZOMETER MW-16D
SUMMARY OF VOCs IN GROUNDWATER
Former Scott Aviation Site
Lancaster, New York**

Trend Plot



Appendix G

IC/EC Certification Form Email from NYSDEC

Zack, Dino

From: May, Glenn (DEC) <glenn.may@dec.ny.gov>
Sent: Monday, June 27, 2016 7:51 AM
To: Zack, Dino
Subject: RE: Scott 45-Day Notice Letter

Dino,

The Department is NOT tracking a Periodic Review project so there will be no 45-notice letter. Please go ahead and wrap up the report without the form. Thanks.

Glenn

From: Zack, Dino [<mailto:Dino.Zack@aecom.com>]
Sent: Thursday, June 23, 2016 10:24 AM
To: May, Glenn (DEC) <glenn.may@dec.ny.gov>
Subject: RE: Scott 45-Day Notice Letter

ATTENTION: This email came from an external source. Do not open attachments or click on links from unknown senders or unexpected emails.

Hi Glenn-

As a follow up to the phone message I left you a couple minutes ago, I have completed the draft PRR for the west of Plant 2 site...I'm waiting on the IC/EC cert form before I can wrap things up and send the report out for internal and Tyco review, and PE stamp. Below is the email you sent me last year regarding the "auto-generated" IC/EC cert form. Do you think an IC/EC cert form will be sent to me this year or should I button up the report without the form?

Thanks,
Dino

Dino Zack, P.G.
Project Manager, Environment, Upstate New York
D +1-716-923-1125
M +1-716-866-8222
dino.zack@aecom.com

AECOM
257 West Genesee Street
Suite 400
Buffalo, NY 14202, USA
T +1-716-856-5636
aecom.com

Built to deliver a better world

[LinkedIn](#) [Twitter](#) [Facebook](#) [Instagram](#)

FORTUNE
WORLD'S MOST
ADMIRED
COMPANIES 2016

From: May, Glenn (DEC) [<mailto:glenn.may@dec.ny.gov>]

Sent: Wednesday, July 22, 2015 3:59 PM

To: Zack, Dino

Subject: Scott 45-Day Notice Letter

Dino,

You recently sent me an email regarding the 45-day notice letter containing the IC/EC form. It turns out that when I added an actual date to last year's PRR project, this year's project never autogenerated. Since the PRR didn't autogenerate, the site isn't being tracked for the 45-day notice letter. With that said, please go ahead and submit the PRR without the IC/EC form. I would mention in the cover letter (or introductory section) that you didn't receive the IC/EC forms from the NYSDEC.

Glenn