



ecology and environment engineering, p.c.

International Specialists in the Environment

BUFFALO CORPORATE CENTER

368 Pleasant View Drive

Lancaster, New York 14086

Tel: (716) 684-8060, Fax: (716) 684-0844

July 7, 2011

Mr. William Welling, Project Manager
New York State Department of Environmental Conservation
Division of Environmental Remediation
625 Broadway, 12th Floor
Albany, New York 12233 - 7013

Re: Mr. C's Dry Cleaners Site, Contract # D004442.DC13, Site # 9-15-157
June 2011 Operations, Maintenance, and Monitoring Report

Dear Mr. Welling:

Ecology and Environment Engineering, P.C. (EEEEPC) is pleased to provide the June 2011 Operations, Maintenance, and Monitoring (OM&M) Report for the Mr. C's Dry Cleaners Site, NYSDEC Site # 9-15-157, located in East Aurora, New York. Copies of weekly inspection reports prepared by EEEPC's subcontractor, Iyer Environmental Group, PLLC (IEG) are provided in Attachment A. Selected pages from the individual analytical data package prepared by Mitkem Laboratories, Inc. (MLI) are provided as Attachments B. The full analytical report along with QA/QC information will be retained by EEEPC. Remedial treatment system utility costs for the Mr. C's and Agway sites are provided as Attachment C.

In review of the on-site treatment system operations, monitoring and maintenance for June 2011, EEEPC offers the following comments and highlights:

Operational Summary

Mr. C's Site – Remedial Operations Information

- Checklists for weekly system inspections from IEG are provided as Attachment A for 5/31, 6/6, 6/13, 6/20, 6/28, and 7/5, 2011.
- Based on the weekly inspection results performed by IEG, the remedial treatment system had a 100.00% operational up-time (Table 1) and the treatment of contaminated groundwater totaling of 538,190 gallons (Table 2) for June 2011.
- The analytical samples for the monthly compliance were taken on June 10, 2011. The sampling results were received by EEEPC on June 27, 2011.
- Excerpts from the Analytical Data packages for the sampling events are presented in Attachments B.

Mr. William Welling, Project Manager

July 7, 2011

Page 2 of 2

- A review of the analytical data from June 10, 2011 indicated no non-compliance issues were encountered.
- The analytical results revealed the influent concentration to be 1447.8 µg/L or 1447.8 ppb, and 3.10 µg/L or 3.10 ppb of treated effluent. The summary of influent and effluent contaminant concentrations for the June 10, 2011 sampling event is presented in Table 4.
- Overall cleanup efficiency for the contaminants of concern at the site during the reporting / operating period 5/31/11 to 7/5/11 was 99.79%. The air stripper unit on the Mr. C's property is in compliance and MLI continues to provide analytical data to sub-ppb accuracy, supporting the accurate determination of effluent contaminant levels. The summary of Effluent Discharge Criteria & Analytical Compliance Results for June 2011 is presented in Table 3.
- The Mr. C's treatment system based on the total monthly flows has effectively removed 6.49 lbs. of targeted contaminants from the groundwater below the site in the month of June 2011. The calculations and data for the month are presented in Table 5.

Agway Site Remedial Information

- No current operational issues.
- Report of emissions on the Agway system to be submitted July 2011.

Subslab Depressurization Systems (SSDS) – First Presbyterian Church and 27 Whaley Ave. sites

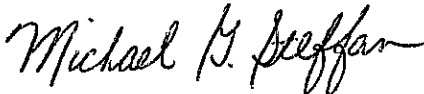
- No current operational issues.
- Reports of analytical results and system operations to be issued in July 2011.

Mr. C's and Agway Energy Usage Information

A copy of the site utility costs from the Mr. C's and Agway remedial operations for June 2011 are provided as Attachment C.

If you have questions regarding the June 2011 OM&M report summary, please do not hesitate to contact me at 716-684-8060.

Very Truly Yours,
Ecology and Environment Engineering, P. C.



Michael G. Steffan
Project Manager

cc: D. Szymanski, Region 9, NYSDEC - Buffalo w/ attachments
D. Iyer, IEG – w/attachments
CTF- 002700.DC13.02.01.01

Table 1
Mr. C's Dry Cleaners Site Remediation
Site #9-15-157
System Operational Time

Month	Reporting Hours	Operational Up-time
(Up-time from inception to 1/5/11)	70,656.50	96.11%
January 5, 2011 - February 1, 2011	648	100.00%
February 1, 2011 - March 7, 2011	840	100.00%
March 7, 2011 - March 29, 2011	528	100.00%
March 29, 2011 - May 3, 2011	775	92.26%
May 3, 2011 - May 31, 2011	672	100.00%
May 31, 2011 - July 5, 2011	840	100.00%
Total Hours from System Startup '2/02'	74,959.50	
Average Operational Up-time from startup =		96.25%
Average Operational Up-time for 2011 =		98.51%

NOTES:

1. Up-time based as percentage of total reporting hours.
2. Treatment system operated by the Tyree Organization Ltd. from 9/02 - 9/03.
3. Treatment system operated by O&M Enterprises Inc. from 10/03 - 7/07.
4. Treatment system operated by Iyer Environmental Group from 7/07 to present.

Table 2
Mr. C's Dry Cleaners Site Remediation
Site #9-15-157
Monthly Process Water Volumes

Month	Actual Period	Gallons (Treated Effluent)
Total - Inception to December 2010	9/5/02 - 1/5/11	114,331,011
January 2011 ³	1/5/11 - 2/1/11	369,337
February 2011 ³	2/1/11 - 3/7/11	472,292
March 2011 ³	3/7/11 - 3/29/11	345,421
April 2011 ³	3/29/11 - 5/3/11	515,800
May 2011 ³	5/3/11 - 5/31/11	437,681
June 2011 ³	5/31/11 - 7/5/11	538,190
July 2011 ³		
August 2011 ³		
September 2011 ³		
October 2011 ³		
November 2011 ³		
December 2011 ³		
Total Gallons Treated in 2011		2,678,721
Total Gallons Treated To Date:		117,009,732

NOTES:

1. System operated by Tyree Organization Ltd. From 9/02 - 9/03
2. System operated by O&M Enterprises from 10/03 - 7/07
3. System operated by IEG PLLC from 7/07 - present

Table 3
Mr. C's Dry Cleaners Site Remediation
Site #9-15-157
Effluent Discharge Criteria & Analytical Compliance Results

Parameter/Analyte	Daily Maximum ¹	Units	June 10, 2011 - Effluent Analytical Values - Compliance
Flow	N/A	gpd	15,377
pH	6.0 - 9.0	standard units	8.00
1,1 Dichloroethene	10	µg/L	ND(<1.0)
1,1 Dichloroethane	10	µg/L	ND(<1.0)
cis-1,2-dichloroethene	10	µg/L	ND(<1.0)
Trichloroethene	10	µg/L	ND(<1.0)
Tetrachloroethene	10	µg/L	3.1
Vinyl Chloride	10	µg/L	ND(<1.0)
Benzene	5	µg/L	ND(<1.0)
Ethylbenzene	5	µg/L	ND(<1.0)
Methylene Chloride	10	µg/L	ND(<1.0)
1,1,1 Trichloroethane	10	µg/L	ND(<1.0)
Toluene	5	µg/L	ND(<1.0)
Methyl-t-Butyl Ether (MTBE)	NA	ug/L	ND(<1.0)
o-Xylene ³	5	µg/L	NA
m, p-Xylene ³	10	µg/L	NA
Total Xylenes	NA	ug/L	ND(<1.0)
Iron, total	600	µg/L	NA ⁹
Aluminum	4,000	µg/L	NA ⁹
Copper	48	µg/L	NA ⁹
Lead	111	µg/L	NA ⁹
Manganese	2,000	µg/L	NA ⁹
Silver	100	µg/L	NA ⁹
Vanadium	28	µg/L	NA ⁹
Zinc	230	µg/L	NA ⁹
Total Dissolved Solids	1850	mg/L	NA ⁹
Total Suspended Solids	20	mg/L	NA ⁹
Hardness	N/A	mg/L	530
Cyanide, Free	10	µg/L	NA ⁹

NOTES:

- "Daily Maximum" excerpted from Attachment E of Addendum 1 to the Construction Contract Documents dated October 2000.
- Analytical report did not differentiate between o-Xylene and m, p-Xylene. Total Xylene value reported is given in each line.
- Shaded cells indicate that analytical value exceeds the "Daily Maximum"
- "ND" indicates that the compound was not detected and lists the practical quantitation limit in parentheses.
- "NA" indicates that analyses were not performed and data is unavailable.
- Average flows based on effluent readings taken May 31, 2011 through July 5, 2011. Total gallons: 538,190 divided by 35 operating days.
- "I" indicates an estimated value below the detection limit.
- "B" indicates analyte found in the associated blank.
- Removed from the required analysis list by NYSDEC Region 9 in February 2005.

40 Indicates non-compliance with the NYSDEC effluent discharge requirements
NR Indicates Not Reported by Lab

Table 4
Mr. C's Dry Cleaners Site Remediation
NYSDEC Site #9-15-157
June 2011 VOC Analytical Summary

Compound	Based on the 6/10/11 Effluent Sampling Results			
	Influent Concentration* (ug/L)	Effluent Concentration* (ug/L)	Cleanup Concentration* (ug/L)	Cleanup Efficiency** (%)
Acetone	ND (<50.0)	U	ND (<5.0)	NA
Benzene	ND (<10.0)	U	ND (<1.0)	NA
2-Butanone	ND (<50.0)	U	ND (<5.0)	NA
cis-1, 2-Dichloroethene	42.0		ND (<1.0)	100.00%
Methylene chloride	ND (<10.0)	U	ND (<1.0)	NA
Methyl tert-butyl ether (MTBE)	8.6		ND (<1.0)	100.00%
Tetrachloroethene	1300.0		3.1	99.76%
Toluene	ND (<10.0)	U	ND (<1.0)	NA
Trichloroethene	96.0		ND (<1.0)	100.00%
Carbon Disulfide	ND (<10.0)	U	ND (<1.0)	NA
1,1,2 Trichloro-1,2,2-trifluoroethane	ND (<10.0)	U	ND (<1.0)	NA
Cyclohexane	ND (<10.0)	U	ND (<1.0)	NA
trans-1,2-dichloroethene	1.2		ND (<1.0)	NA
Chlorobenzene	ND (<10.0)	U	ND (<1.0)	NA
Methylcyclohexane	ND (<10.0)	U	ND (<1.0)	NA
Methyl acetate	ND (<10.0)	U	ND (<1.0)	NA
Total Xylenes	ND (<10.0)	U	ND (<1.0)	NA
June 2011 TOTALS (in ug/L) =	1447.8		3.10	99.79%

Notes:

1. "NA" = Not applicable
2. "ND" or "U" = Compound analyzed, but was not detected. Detection limit in parentheses.
3. "J" indicates an estimated value below the practical quantitation limit but above the method detection limit.
4. Non-detect values are assumed to be equal to zero for calculation of monthly average concentrations.
5. "D" = Compounds identified in analysis required secondary dilution factoring.
6. "B" indicates analyte found in the associated blank.

* (<50) - Detection Limit

** Contaminants of Concern only

Table 5
Mr. C's Dry Cleaners Site Remediation
Site #9-15-157
Monthly VOCs Removed From Groundwater

Month	Actual Period	Influent VOCs (µg/L)	Effluent VOCs (µg/L)	VOCs Removed (lbs.)
Total pounds of VOCs removed from inception to December 2010 =				1479.64
January 2011	1/5/2011 - 2/1/2011	1035.3	3.81	4.15
February 2011	2/1/2011 - 3/7/2011	1310.0	0.73	4.82
March 2011	3/7/2011 - 3/29/2011	1541.0	0.00	4.44
April 2011	3/29/11 - 5/3/11	1121.0	0.74	4.82
May 2011	5/3/11 - 5/31/11	785.0	5.20	2.85
June 2011	5/31/11 - 7/5/11	1447.8	3.10	6.49
July 2011				
August 2011				
September 2011				
October 2011				
November 2011				
December 2011				
Total pounds of VOCs removed from inception =				1,507.21
Total pounds of VOCs removed in 2011 =				18.23

HISTORICAL NOTES:

1. Calculations are based on monthly water samples and assumes samples are representative of the entire reporting period.
2. Calculations assume that non-detect values = 0 µg/L.
3. Total VOCs summations include estimated "J" values.
4. Calculations are based on effluent totalizer readings.
5. "Influent VOCs" and "Effluent VOCs" values given above is the summation of values for individual compounds given in monthly analytical reports.
6. No samples were collected in September 2003. August 2003 values are used.
7. Treatment system operated by Tyree Organization, Ltd. from 9/02 to 9/03.
8. Treatment system operated by O&M Enterprises from 10/03 to 7/07.
9. Treatment system operated by IEG from 7/07 to present.

CONVERSIONS:

1 pound = 453.5924 grams
1 gallon = 3.785 liters

Based on the Analytical Results from Each Month:

Pounds of VOCs removed calculated by the following formula:

$$(VOCs_{Influent} - VOCs_{Effluent})(\mu g/L) \cdot (1g/10^6 \mu g) \cdot (1 lb/453.5924 g) \cdot (Monthly\ process\ water)(gal) \cdot (3.785 L/gallon)$$

Attachment A
IEG Weekly Inspection Reports
May 2011

Including:

5/31/11

6/6/11

6/13/11

6/20/11

6/28/11

7/5/11

MR. C's DRY CLEANERS SITE
NYSDEC Site #9-15-157
OM&M: SITE INSPECTION FORM

DATE: <u>31-May-11</u>		ACTIVITIES: <u>Site Inspection</u>									
INSPECTION PERSONNEL: <u>R. Allen</u>		OTHER PERSONNEL: _____									
WEATHER CONDITIONS: <u>Sunny, hot</u>		OUTSIDE TEMPERATURE (° F): <u>85</u>									
ARE WELL PUMPS OPERATING IN AUTO: YES: _____ NO: <input checked="" type="checkbox"/> If "NO", provide explanation below <u>PW-4 and PW-8 are OFF due to maintenance problems.</u>											
PROVIDE WATER LEVEL READINGS ON CONTROL PANEL											
RW-1	ON: _____	OFF: <input checked="" type="checkbox"/> <u>7</u> ft	PW-5 ON: <input checked="" type="checkbox"/> OFF: _____ <u>17</u> ft								
PW-2	ON: _____	OFF: <input checked="" type="checkbox"/> <u>7</u> ft	PW-6 ON: _____ OFF: <input checked="" type="checkbox"/> <u>4</u> ft								
PW-3	ON: _____	OFF: <input checked="" type="checkbox"/> <u>5</u> ft	PW-7 ON: <input checked="" type="checkbox"/> OFF: _____ <u>6</u> ft								
PW-4	ON: <input checked="" type="checkbox"/>	OFF: _____ <u>21</u> ft	PW-8 ON: <input checked="" type="checkbox"/> OFF: _____ <u>19</u> ft								
EQUALIZATION TANK: <u>4</u> ft		Last Alarm D/T/Condition: <u>5/4/11 Air Stripper Low Air Pressure</u>									
NOTES: _____											
INFLUENT FLOW RATE: <u>19</u> gpm		INFLUENT TOTALIZER READING: <u>6,639,713.0</u> gallons									
SEQUESTERING AGENT DRUM LEVEL: <u>23</u> inches		(x 1.7=) AMOUNT OF AGENT REMAINING: <u>39</u> gallons									
SEQUESTERING AGENT FEED RATE: <u>6.0</u> ml/min		METERING PUMP PRESSURE: <u>2.0</u> psi									
BAG FILTER PRESSURES:											
LEFT: <table border="1" style="display: inline-table; border-collapse: collapse;"><tr><td style="text-align: center;">Top</td><td style="text-align: center;">Bottom</td></tr><tr><td style="text-align: center;">0</td><td style="text-align: center;">0</td></tr></table> psi		Top	Bottom	0	0	RIGHT: <table border="1" style="display: inline-table; border-collapse: collapse;"><tr><td style="text-align: center;">Top</td><td style="text-align: center;">Bottom</td></tr><tr><td style="text-align: center;">8</td><td style="text-align: center;">0</td></tr></table> psi		Top	Bottom	8	0
Top	Bottom										
0	0										
Top	Bottom										
8	0										
INFLUENT FEED PUMP IN USE: #1 <input checked="" type="checkbox"/> #2 _____		INFLUENT PUMP PRESSURE: <u>15</u> psi									
AIR STRIPPER BLOWER IN USE: #1 <input checked="" type="checkbox"/> #2 _____		AIR STRIPPER PRESSURE: <u>16.0</u> in. H ₂ O									
AIR STRIPPER DIFFERENTIAL PRESSURE: <u>0.027</u> in. H ₂ O		DISCHARGE PRESSURE: <u>2.6</u> in. H ₂ O									
EFFLUENT PUMP IN USE: #1 _____ #2 <input checked="" type="checkbox"/>		EFFLUENT FEED PUMP PRESSURE: <u>6.5</u> psi									
EFFLUENT FLOW RATE: <u>110</u> gpm		EFFLUENT TOTALIZER READING: <u>64,239,906</u> 601010 gallons									
ARE BUILDING HEATERS IN USE? YES: _____ NO: <input checked="" type="checkbox"/>		INSIDE TEMPERATURE (° F): <u>85</u>									
IS SUMP PUMP IN USE: YES: <input checked="" type="checkbox"/> NO: _____		ARE ANY LEAKS PRESENT? YES: _____ NO: <input checked="" type="checkbox"/>									
WATER LEVEL IN SUMP: <u>7.0</u> in.		TREATMENT BUILDING CLEAN & ORGANIZED? YES: <input checked="" type="checkbox"/> NO: _____									

MR. C's DRY CLEANERS SITE
NYSDEC Site #90150157
SITE INSPECTION FORM

31-May-11

SAMPLES COLLECTED? YES: _____ NO: ✓

	Sample ID	Time of Sampling	pH	Turbidity	Temp.	Sp. Cond.
AIR STRIPPER INFLUENT:	_____	_____	_____	_____	_____	_____
AIR STRIPPER EFFLUENT:	_____	_____	_____	_____	_____	_____

IS THERE EVIDENCE OF TAMPERING/VANDALISM OF WELLS: ? YES: _____ NO: ✓
 WERE MANHOLES INSPECTED? YES: ✓ NO: _____
 WERE ELECTRICAL BOXES INSPECTED? YES: ✓ NO: _____
 IS WATER PRESENT IN ANY MANHOLES OR ELECTRICAL BOXES? YES: _____ NO: ✓

If yes, provide manhole/electric box ID and description of any corrective measures below:

PW-4 and PZ-4B have collapsed inner rings.

INCLUDE REMARKS & DESCRIBE ANY OTHER SYSTEM MAINTENANCE PERFORMED ON MR. C's SITE

Remarks: _____

Other Actions: Changed oil on Power Sprayer.

AGWAY

SYSTEM VACUUM: <u>-22</u> in. H ₂ O			AIR PRESSURE: <u>115</u> psi		
SP-1:	<u>1.6</u> scfm	<u>25.0</u> psi	SP-5:	<u>0.0</u> scfm	<u>28.0</u> psi
SP-2:	<u>0.0</u> scfm	<u>30.0</u> psi	SP-6:	<u>0.0</u> scfm	<u>30.0</u> psi
SP-3:	<u>0.0</u> scfm	<u>29.0</u> psi	SP-7:	<u>0.0</u> scfm	<u>> 30</u> psi
SP-4:	<u>0.0</u> scfm	<u>> 30</u> psi	SP-8:	<u>0.0</u> scfm	<u>> 30</u> psi

INCLUDE REMARKS & DESCRIBE ANY OTHER SYSTEM MAINTENANCE PERFORMED ON AGWAY SITE

Remarks: SVE vacuum drum was dry.

Other Actions: _____

MR. C's DRY CLEANERS SITE
NYSDEC Site #9-15-157
OM&M: SITE INSPECTION FORM

DATE: <u>6-Jun-11</u>		ACTIVITIES: <u>Site Inspection</u>									
INSPECTION PERSONNEL: <u>R. Allen</u>		OTHER PERSONNEL: _____									
WEATHER CONDITIONS: <u>Sunny, warm</u>		OUTSIDE TEMPERATURE (° F): <u>70</u>									
ARE WELL PUMPS OPERATING IN AUTO: YES: _____ NO: <input checked="" type="checkbox"/> If "NO", provide explanation below											
<u>PW-4 and PW-8 are OFF due to maintenance problems.</u>											
PROVIDE WATER LEVEL READINGS ON CONTROL PANEL											
RW-1	ON: _____	OFF: <input checked="" type="checkbox"/> <u>8</u> ft	PW-5 ON: <input checked="" type="checkbox"/> OFF: _____ <u>17</u> ft								
PW-2	ON: _____	OFF: <input checked="" type="checkbox"/> <u>7</u> ft	PW-6 ON: _____ OFF: <input checked="" type="checkbox"/> <u>5</u> ft								
PW-3	ON: _____	OFF: <input checked="" type="checkbox"/> <u>5</u> ft	PW-7 ON: <input checked="" type="checkbox"/> OFF: _____ <u>5</u> ft								
PW-4	ON: <input checked="" type="checkbox"/> OFF: _____ <u>20</u> ft	PW-8 ON: <input checked="" type="checkbox"/> OFF: _____ <u>19</u> ft									
EQUALIZATION TANK: <u>4</u> ft		Last Alarm D/T/Condition: <u>5/4/11 Air Stripper Low Air Pressure</u>									
NOTES: _____											
INFLUENT FLOW RATE: <u>30</u> gpm		INFLUENT TOTALIZER READING: <u>6,801,873.0</u> gallons									
SEQUESTERING AGENT DRUM LEVEL: <u>16</u> inches		(x 1.7=) AMOUNT OF AGENT REMAINING: <u>27</u> gallons									
SEQUESTERING AGENT FEED RATE: <u>6.0</u> ml/min		METERING PUMP PRESSURE: <u>3.0</u> psi									
BAG FILTER PRESSURES:		<table border="1" style="display: inline-table; border-collapse: collapse;"> <tr><td style="text-align: center;">Top</td><td style="text-align: center;">Bottom</td></tr> <tr><td>LEFT: <u>0</u></td><td><u>0</u> psi</td></tr> </table>	Top	Bottom	LEFT: <u>0</u>	<u>0</u> psi	<table border="1" style="display: inline-table; border-collapse: collapse;"> <tr><td style="text-align: center;">Top</td><td style="text-align: center;">Bottom</td></tr> <tr><td>RIGHT: <u>7</u></td><td><u>0</u> psi</td></tr> </table>	Top	Bottom	RIGHT: <u>7</u>	<u>0</u> psi
Top	Bottom										
LEFT: <u>0</u>	<u>0</u> psi										
Top	Bottom										
RIGHT: <u>7</u>	<u>0</u> psi										
INFLUENT FEED PUMP IN USE: #1 <input checked="" type="checkbox"/> #2 _____		INFLUENT PUMP PRESSURE: <u>14</u> psi									
AIR STRIPPER BLOWER IN USE: #1 <input checked="" type="checkbox"/> #2 _____		AIR STRIPPER PRESSURE: <u>17.0</u> in. H ₂ O									
AIR STRIPPER DIFFERENTIAL PRESSURE: <u>0.028</u> in. H ₂ O		DISCHARGE PRESSURE: <u>2.6</u> in. H ₂ O									
EFFLUENT PUMP IN USE: #1 _____ #2 <input checked="" type="checkbox"/>		EFFLUENT FEED PUMP PRESSURE: <u>9.0</u> psi									
EFFLUENT FLOW RATE: <u>103</u> gpm		EFFLUENT TOTALIZER READING: <u>64,342,002</u> <u>705660</u> gallons									
ARE BUILDING HEATERS IN USE? YES: _____ NO: <input checked="" type="checkbox"/>		INSIDE TEMPERATURE (° F): <u>77</u>									
IS SUMP PUMP IN USE: YES: <input checked="" type="checkbox"/> NO: _____		ARE ANY LEAKS PRESENT? YES: _____ NO: <input checked="" type="checkbox"/>									
WATER LEVEL IN SUMP: <u>7.0</u> in.		TREATMENT BUILDING CLEAN & ORGANIZED? YES: <input checked="" type="checkbox"/> NO: _____									

MR. C's DRY CLEANERS SITE
NYSDEC Site #90150157
SITE INSPECTION FORM

6-Jun-11

SAMPLES COLLECTED? YES: NO:

	Sample ID	Time of Sampling	pH	Turbidity	Temp.	Sp. Cond.
AIR STRIPPER INFLUENT:	INF	12:00 PM	7.30	8.11	16.8	3310
AIR STRIPPER EFFLUENT:	EFF	12:00 PM	8.56	7.36	17.5	3282

IS THERE EVIDENCE OF TAMPERING/VANDALISM OF WELLS? YES: NO:

WERE MANHOLES INSPECTED? YES: NO:

WERE ELECTRICAL BOXES INSPECTED? YES: NO:

IS WATER PRESENT IN ANY MANHOLES OR ELECTRICAL BOXES? YES: NO:

If yes, provide manhole/electric box ID and description of any corrective measures below:

PW-4 and PZ-4B have collapsed inner rings.

INCLUDE REMARKS & DESCRIBE ANY OTHER SYSTEM MAINTENANCE PERFORMED ON MR. C's SITE

Remarks:

Other Actions: Changed bulb on Air Stripper Control Panel.

AGWAY

SYSTEM VACUUM: -22 in. H₂O

AIR PRESSURE: 90 psi

SP-1: <u>0.0</u> scfm <u>6.5</u> psi	SP-5: <u>0.0</u> scfm <u>28.5</u> psi
SP-2: <u>0.0</u> scfm <u>> 30</u> psi	SP-6: <u>0.0</u> scfm <u>> 30</u> psi
SP-3: <u>0.0</u> scfm <u>> 30</u> psi	SP-7: <u>0.0</u> scfm <u>> 30</u> psi
SP-4: <u>0.0</u> scfm <u>> 30</u> psi	SP-8: <u>0.0</u> scfm <u>> 30</u> psi

INCLUDE REMARKS & DESCRIBE ANY OTHER SYSTEM MAINTENANCE PERFORMED ON AGWAY SITE

Remarks: SVE vacuum drum is dry.

Other Actions:

MR. C's DRY CLEANERS SITE
NYSDEC Site #9-15-157
OM&M: SITE INSPECTION FORM

DATE: 13-Jun-11 ACTIVITIES: Site Inspection

INSPECTION PERSONNEL: R. Allen OTHER PERSONNEL: _____

WEATHER CONDITIONS: Sunny, warm OUTSIDE TEMPERATURE (° F): 70

ARE WELL PUMPS OPERATING IN AUTO: YES: _____ NO: If "NO", provide explanation below
PW-4 and PW-8 are OFF due to maintenance problems.

PROVIDE WATER LEVEL READINGS ON CONTROL PANEL

RW-1	ON: _____	OFF: <input checked="" type="checkbox"/>	<u>6</u> ft	PW-5	ON: <input checked="" type="checkbox"/>	OFF: _____	<u>18</u> ft
PW-2	ON: _____	OFF: <input checked="" type="checkbox"/>	<u>7</u> ft	PW-6	ON: _____	OFF: <input checked="" type="checkbox"/>	<u>5</u> ft
PW-3	ON: _____	OFF: <input checked="" type="checkbox"/>	<u>3</u> ft	PW-7	ON: _____	OFF: <input checked="" type="checkbox"/>	<u>5</u> ft
PW-4	ON: <input checked="" type="checkbox"/>	OFF: _____	<u>20</u> ft	PW-8	ON: <input checked="" type="checkbox"/>	OFF: _____	<u>19</u> ft

EQUALIZATION TANK: 4 ft Last Alarm D/T/Condition: 5/4/11 Air Stripper Low Air Pressure

NOTES: _____

INFLUENT FLOW RATE: 32 gpm INFLUENT TOTALIZER READING: 6,984,605.0 gallons

SEQUESTERING AGENT DRUM LEVEL: 7 inches (x 1.7=) AMOUNT OF AGENT REMAINING: 12 gallons
 SEQUESTERING AGENT FEED RATE: 4.0 ml/min METERING PUMP PRESSURE: 3.0 psi

BAG FILTER PRESSURES:	LEFT:	Top	Bottom	RIGHT:	Top	Bottom
		<u>0</u>	<u>0</u> psi		<u>24 - 8</u>	<u>0</u> psi

INFLUENT FEED PUMP IN USE: #1 #2 _____ INFLUENT PUMP PRESSURE: 14 psi

AIR STRIPPER BLOWER IN USE: #1 #2 _____ AIR STRIPPER PRESSURE: 16.0 in. H₂O
 AIR STRIPPER DIFFERENTIAL PRESSURE: 0.036 in. H₂O DISCHARGE PRESSURE: 2.6 in. H₂O

EFFLUENT PUMP IN USE: #1 _____ #2 EFFLUENT FEED PUMP PRESSURE: 6.5 psi
 EFFLUENT FLOW RATE: 116 gpm EFFLUENT TOTALIZER READING: 64,456,475 822620 gallons

ARE BUILDING HEATERS IN USE? YES: _____ NO: INSIDE TEMPERATURE (° F): 72

IS SUMP PUMP IN USE: YES: NO: _____ ARE ANY LEAKS PRESENT? YES: _____ NO:
 WATER LEVEL IN SUMP: 7.0 in. TREATMENT BUILDING CLEAN & ORGANIZED? YES: NO: _____

MR. C's DRY CLEANERS SITE
NYSDEC Site #90150157
SITE INSPECTION FORM

13-Jun-11

SAMPLES COLLECTED? YES: _____ NO: ✓

	Sample ID	Time of Sampling	pH	Turbidity	Temp.	Sp. Cond.
AIR STRIPPER INFLUENT:	_____	_____	_____	_____	_____	_____
AIR STRIPPER EFFLUENT:	_____	_____	_____	_____	_____	_____

IS THERE EVIDENCE OF TAMPERING/VANDALISM OF WELLS: ? YES: _____ NO: ✓
 WERE MANHOLES INSPECTED? YES: ✓ NO: _____
 WERE ELECTRICAL BOXES INSPECTED? YES: ✓ NO: _____
 IS WATER PRESENT IN ANY MANHOLES OR ELECTRICAL BOXES? YES: _____ NO: ✓

If yes, provide manhole/electric box ID and description of any corrective measures below:

PW-4 and PZ-4B have collapsed inner rings.

INCLUDE REMARKS & DESCRIBE ANY OTHER SYSTEM MAINTENANCE PERFORMED ON MR. C's SITE

Remarks: Increased Jesco pump slightly to: Left 2.5; Right 1.4.

Other Actions: Swept spruce needles off of the Library parking lot around groups PW-4, PW-6 and PW-7.

Emptied remains of old Redux drum into present drum. Have (2) full drums.

Changed bag filters.

AGWAY

SYSTEM VACUUM: <u>-22</u> in. H ₂ O			AIR PRESSURE: <u>70</u> psi		
SP-1: <u>1.8</u> scfm	<u>15.0</u> psi		SP-5: <u>0.0</u> scfm	<u>28.5</u> psi	
SP-2: <u>0.0</u> scfm	<u>> 30</u> psi		SP-6: <u>0.0</u> scfm	<u>30.0</u> psi	
SP-3: <u>0.0</u> scfm	<u>> 30</u> psi		SP-7: <u>0.0</u> scfm	<u>> 30</u> psi	
SP-4: <u>0.0</u> scfm	<u>> 30</u> psi		SP-8: <u>0.0</u> scfm	<u>> 30</u> psi	

INCLUDE REMARKS & DESCRIBE ANY OTHER SYSTEM MAINTENANCE PERFORMED ON AGWAY SITE

Remarks: SVE vacuum drum is dry.

Other Actions:

MR. C's DRY CLEANERS SITE
NYSDEC Site #9-15-157
OM&M: SITE INSPECTION FORM

DATE: <u>20-Jun-11</u>		ACTIVITIES: <u>Site Inspection</u>									
INSPECTION PERSONNEL: <u>R. Allen</u>		OTHER PERSONNEL: _____									
WEATHER CONDITIONS: <u>Sunny, warm</u>		OUTSIDE TEMPERATURE (° F): <u>75</u>									
ARE WELL PUMPS OPERATING IN AUTO: YES: _____ NO: <input checked="" type="checkbox"/> If "NO", provide explanation below											
<u>PW-4 and PW-8 are OFF due to maintenance problems.</u>											
PROVIDE WATER LEVEL READINGS ON CONTROL PANEL											
RW-1	ON: _____	OFF: <input checked="" type="checkbox"/> <u>8</u> ft	PW-5 ON: <input checked="" type="checkbox"/> OFF: _____ <u>19</u> ft								
PW-2	ON: _____	OFF: <input checked="" type="checkbox"/> <u>7</u> ft	PW-6 ON: _____ OFF: <input checked="" type="checkbox"/> <u>4</u> ft								
PW-3	ON: _____	OFF: <input checked="" type="checkbox"/> <u>4</u> ft	PW-7 ON: <input checked="" type="checkbox"/> OFF: _____ <u>4</u> ft								
PW-4	ON: <input checked="" type="checkbox"/>	OFF: _____ <u>20</u> ft	PW-8 ON: <input checked="" type="checkbox"/> OFF: _____ <u>19</u> ft								
EQUALIZATION TANK: <u>4</u> ft		Last Alarm DT/Condition: <u>5/4/11 Air Stripper Low Air Pressure</u>									
NOTES: _____											
INFLUENT FLOW RATE: <u>11</u> gpm		INFLUENT TOTALIZER READING: <u>7,128,936.0</u> gallons									
SEQUESTERING AGENT DRUM LEVEL: <u>3</u> inches		(x 1.7=) AMOUNT OF AGENT REMAINING: <u>5</u> gallons									
SEQUESTERING AGENT FEED RATE: <u>5.0</u> ml/min		METERING PUMP PRESSURE: <u>3.0</u> psi									
BAG FILTER PRESSURES:											
LEFT: <table border="1" style="display: inline-table; border-collapse: collapse;"><tr><td style="text-align: center;">Top</td><td style="text-align: center;">Bottom</td></tr><tr><td style="text-align: center;">0</td><td style="text-align: center;">0</td></tr></table> psi		Top	Bottom	0	0	RIGHT: <table border="1" style="display: inline-table; border-collapse: collapse;"><tr><td style="text-align: center;">Top</td><td style="text-align: center;">Bottom</td></tr><tr><td style="text-align: center;">6</td><td style="text-align: center;">0</td></tr></table> psi		Top	Bottom	6	0
Top	Bottom										
0	0										
Top	Bottom										
6	0										
INFLUENT FEED PUMP IN USE: #1 <input checked="" type="checkbox"/> #2 _____		INFLUENT PUMP PRESSURE: <u>14</u> psi									
AIR STRIPPER BLOWER IN USE: #1 <input checked="" type="checkbox"/> #2 _____		AIR STRIPPER PRESSURE: <u>16.0</u> in. H ₂ O									
AIR STRIPPER DIFFERENTIAL PRESSURE: <u>0.035</u> in. H ₂ O		DISCHARGE PRESSURE: <u>2.5</u> in. H ₂ O									
EFFLUENT PUMP IN USE: #1 _____ #2 <input checked="" type="checkbox"/>		EFFLUENT FEED PUMP PRESSURE: <u>6.0</u> psi									
EFFLUENT FLOW RATE: <u>116</u> gpm		EFFLUENT TOTALIZER READING: <u>64,545,948</u> 913900 gallons									
ARE BUILDING HEATERS IN USE? YES: _____ NO: <input checked="" type="checkbox"/>		INSIDE TEMPERATURE (° F): <u>75</u>									
IS SUMP PUMP IN USE: YES: <input checked="" type="checkbox"/> NO: _____		ARE ANY LEAKS PRESENT? YES: <input checked="" type="checkbox"/> NO: _____									
WATER LEVEL IN SUMP: <u>7.0</u> in.		TREATMENT BUILDING CLEAN & ORGANIZED? YES: <input checked="" type="checkbox"/> NO: _____									

MR. C's DRY CLEANERS SITE
NYSDEC Site #90150157
SITE INSPECTION FORM

20-Jun-11

SAMPLES COLLECTED? YES: _____ NO: √

	Sample ID	Time of Sampling	pH	Turbidity	Temp.	Sp. Cond.
AIR STRIPPER INFLUENT:	_____	_____	_____	_____	_____	_____
AIR STRIPPER EFFLUENT:	_____	_____	_____	_____	_____	_____

IS THERE EVIDENCE OF TAMPERING/VANDALISM OF WELLS? YES: _____ NO: √
 WERE MANHOLES INSPECTED? YES: √ NO: _____
 WERE ELECTRICAL BOXES INSPECTED? YES: √ NO: _____
 IS WATER PRESENT IN ANY MANHOLES OR ELECTRICAL BOXES? YES: _____ NO: √

If yes, provide manhole/electric box ID and description of any corrective measures below:

PW-4 and PZ-4B have collapsed inner rings.

INCLUDE REMARKS & DESCRIBE ANY OTHER SYSTEM MAINTENANCE PERFORMED ON MR. C's SITE

Remarks: _____

Other Actions: Redux ON/OFF valve is leaking where the Redux enters the influent pipe.

Respond to Autodialer alarm after June 22 thunderstorm. Reset control panels.

AGWAY

SYSTEM VACUUM: <u>-21</u> in. H ₂ O				AIR PRESSURE: <u>120</u> psi					
SP-1:	<u>1.8</u>	scfm	<u>22.5</u>	psi	SP-5:	<u>0.0</u>	scfm	<u>28.0</u>	psi
SP-2:	<u>0.0</u>	scfm	<u>> 30</u>	psi	SP-6:	<u>0.0</u>	scfm	<u>30.0</u>	psi
SP-3:	<u>0.0</u>	scfm	<u>30.0</u>	psi	SP-7:	<u>0.0</u>	scfm	<u>> 30</u>	psi
SP-4:	<u>0.0</u>	scfm	<u>> 30</u>	psi	SP-8:	<u>0.0</u>	scfm	<u>> 30</u>	psi

INCLUDE REMARKS & DESCRIBE ANY OTHER SYSTEM MAINTENANCE PERFORMED ON AGWAY SITE

Remarks: SVE vacuum drum is dry.

Other Actions: _____

MR. C's DRY CLEANERS SITE
NYSDEC Site #9-15-157
OM&M: SITE INSPECTION FORM

DATE: 28-Jun-11 ACTIVITIES: Site Inspection

INSPECTION PERSONNEL: R. Allen OTHER PERSONNEL: _____

WEATHER CONDITIONS: Cloudy, warm OUTSIDE TEMPERATURE (° F): 72

ARE WELL PUMPS OPERATING IN AUTO: YES: _____ NO: If "NO", provide explanation below

PW-4 and PW-8 are OFF due to maintenance problems.

PW-5 remains ON at a steady level 19.

PROVIDE WATER LEVEL READINGS ON CONTROL PANEL

RW-1	ON: <input checked="" type="checkbox"/>	OFF: <u>6</u> ft	PW-5	ON: <input checked="" type="checkbox"/>	OFF: <u>19</u> ft
PW-2	ON: <input checked="" type="checkbox"/>	OFF: <u>6</u> ft	PW-6	ON: <input checked="" type="checkbox"/>	OFF: <u>3</u> ft
PW-3	ON: _____	OFF: <input checked="" type="checkbox"/> <u>5</u> ft	PW-7	ON: <input checked="" type="checkbox"/>	OFF: <u>5</u> ft
PW-4	ON: <input checked="" type="checkbox"/>	OFF: <u>22</u> ft	PW-8	ON: <input checked="" type="checkbox"/>	OFF: <u>19</u> ft

EQUALIZATION TANK: 4 ft Last Alarm D/T/Condition: 6/21/11 Air Stripper High Level

NOTES: _____

INFLUENT FLOW RATE: 19 gpm INFLUENT TOTALIZER READING: 7,327,753.0 gallons

SEQUESTERING AGENT DRUM LEVEL: 22 Inches (x 1.7=) AMOUNT OF AGENT REMAINING: 37.4 gallons

SEQUESTERING AGENT FEED RATE: 4.0 ml/min METERING PUMP PRESSURE: 2.0 psi

		Top	Bottom		Top	Bottom
BAG FILTER PRESSURES:	LEFT:	<u>34</u>	<u>0</u> psi	RIGHT:	<u>39</u>	<u>0</u> psi

INFLUENT FEED PUMP IN USE: #1 #2 _____ INFLUENT PUMP PRESSURE: 14 psi

AIR STRIPPER BLOWER IN USE: #1 #2 _____ AIR STRIPPER PRESSURE: 16.0 in. H₂O

AIR STRIPPER DIFFERENTIAL PRESSURE: 0.048 in. H₂O DISCHARGE PRESSURE: 2.6 in. H₂O

EFFLUENT PUMP IN USE: #1 _____ #2 EFFLUENT FEED PUMP PRESSURE: 5.0 psi

EFFLUENT FLOW RATE: 113 gpm EFFLUENT TOTALIZER READING: 64,670,018 40670 gallons

ARE BUILDING HEATERS IN USE? YES: NO: _____ INSIDE TEMPERATURE (° F): 80

IS SUMP PUMP IN USE: YES: NO: _____ ARE ANY LEAKS PRESENT? YES: _____ NO:

WATER LEVEL IN SUMP: 7.0 in. TREATMENT BUILDING CLEAN & ORGANIZED? YES: NO: _____

MR. C's DRY CLEANERS SITE
NYSDEC Site #90150157
SITE INSPECTION FORM

28-Jun-11

SAMPLES COLLECTED? YES: _____ NO: ✓

	Sample ID	Time of Sampling	pH	Turbidity	Temp.	Sp. Cond.
AIR STRIPPER INFLUENT:	_____	_____	_____	_____	_____	_____
AIR STRIPPER EFFLUENT:	_____	_____	_____	_____	_____	_____

IS THERE EVIDENCE OF TAMPERING/VANDALISM OF WELLS: ? YES: _____ NO: ✓
 WERE MANHOLES INSPECTED? YES: ✓ NO: _____
 WERE ELECTRICAL BOXES INSPECTED? YES: ✓ NO: _____
 IS WATER PRESENT IN ANY MANHOLES OR ELECTRICAL BOXES? YES: ✓ NO: _____

If yes, provide manhole/electric box ID and description of any corrective measures below:

PW-4 and PZ-4B have collapsed inner rings.

INCLUDE REMARKS & DESCRIBE ANY OTHER SYSTEM MAINTENANCE PERFORMED ON MR. C's SITE

Remarks: Increased Jesco pump slightly to: Left 2.5; Right 1.6.

Other Actions: Replaced defective ball valve on Redux line.

AGWAY

SYSTEM VACUUM: <u>-21</u> in. H ₂ O				AIR PRESSURE: <u>70</u> psi			
SP-1:	<u>1.7</u>	scfm	<u>25.5</u> psi	SP-5:	<u>0.0</u>	scfm	<u>28.0</u> psi
SP-2:	<u>0.0</u>	scfm	<u>> 30</u> psi	SP-6:	<u>0.0</u>	scfm	<u>30.0</u> psi
SP-3:	<u>0.0</u>	scfm	<u>30.0</u> psi	SP-7:	<u>0.0</u>	scfm	<u>> 30</u> psi
SP-4:	<u>0.0</u>	scfm	<u>> 30</u> psi	SP-8:	<u>0.0</u>	scfm	<u>> 30</u> psi

INCLUDE REMARKS & DESCRIBE ANY OTHER SYSTEM MAINTENANCE PERFORMED ON AGWAY SITE

Remarks: SVE vacuum drum is dry.

Other Actions:

MR. C's DRY CLEANERS SITE
NYSDEC Site #9-15-157
OM&M: SITE INSPECTION FORM

DATE: <u>5-Jul-11</u>		ACTIVITIES: <u>Site Inspection</u>	
INSPECTION PERSONNEL: <u>R. Allen</u>		OTHER PERSONNEL: _____	
WEATHER CONDITIONS: <u>Sunny, warm</u>		OUTSIDE TEMPERATURE (° F): <u>75</u>	
ARE WELL PUMPS OPERATING IN AUTO: YES: _____ NO: <input checked="" type="checkbox"/>			
If "NO", provide explanation below			
<u>PW-4 and PW-8 are OFF due to maintenance problems.</u>			
<u>PW-5 remains ON at a steady level 19.</u>			
PROVIDE WATER LEVEL READINGS ON CONTROL PANEL			
RW-1	ON: _____	OFF: <input checked="" type="checkbox"/> <u>7</u> ft	PW-5 ON: <input checked="" type="checkbox"/> OFF: _____ <u>19</u> ft
PW-2	ON: _____	OFF: <input checked="" type="checkbox"/> <u>6</u> ft	PW-6 ON: <input checked="" type="checkbox"/> OFF: _____ <u>7</u> ft
PW-3	ON: _____	OFF: <input checked="" type="checkbox"/> <u>7</u> ft	PW-7 ON: _____ OFF: <input checked="" type="checkbox"/> <u>7</u> ft
PW-4	ON: <input checked="" type="checkbox"/>	OFF: _____ <u>20</u> ft	PW-8 ON: <input checked="" type="checkbox"/> OFF: _____ <u>18</u> ft
EQUALIZATION TANK: <u>4</u> ft		Last Alarm D/T/Condition: <u>6/21/11 Air Stripper High Level</u>	
NOTES: _____			
INFLUENT FLOW RATE: <u>5</u> gpm		INFLUENT TOTALIZER READING: <u>7,500,989.0</u> gallons	
SEQUESTERING AGENT DRUM LEVEL: <u>12</u> inches		(x 1.7=) AMOUNT OF AGENT REMAINING: <u>20.4</u> gallons	
SEQUESTERING AGENT FEED RATE: <u>7.0</u> ml/min		METERING PUMP PRESSURE: <u>2.5</u> psi	
BAG FILTER PRESSURES:		BAG FILTER PRESSURES:	
	Top Bottom	Top Bottom	
LEFT:	<u>0</u> <u>0</u> psi	RIGHT:	<u>8</u> <u>0</u> psi
INFLUENT FEED PUMP IN USE: #1 <input checked="" type="checkbox"/> #2 _____		INFLUENT PUMP PRESSURE: <u>14</u> psi	
AIR STRIPPER BLOWER IN USE: #1 <input checked="" type="checkbox"/> #2 _____		AIR STRIPPER PRESSURE: <u>16.0</u> in. H ₂ O	
AIR STRIPPER DIFFERENTIAL PRESSURE: <u>0.038</u> in. H ₂ O		DISCHARGE PRESSURE: <u>2.5</u> in. H ₂ O	
EFFLUENT PUMP IN USE: #1 _____ #2 <input checked="" type="checkbox"/>		EFFLUENT FEED PUMP PRESSURE: <u>5.0</u> psi	
EFFLUENT FLOW RATE: <u>114</u> gpm		EFFLUENT TOTALIZER READING: <u>64,778,096</u> <u>150870</u> gallons	
ARE BUILDING HEATERS IN USE? YES: _____ NO: <input checked="" type="checkbox"/>		INSIDE TEMPERATURE (° F): <u>81</u>	
IS SUMP PUMP IN USE: YES: <input checked="" type="checkbox"/> NO: _____		ARE ANY LEAKS PRESENT? YES: _____ NO: <input checked="" type="checkbox"/>	
WATER LEVEL IN SUMP: <u>6.5</u> in.		TREATMENT BUILDING CLEAN & ORGANIZED? YES: <input checked="" type="checkbox"/> NO: _____	

MR. C's DRY CLEANERS SITE
NYSDEC Site #90150157
SITE INSPECTION FORM

5-Jul-11

SAMPLES COLLECTED? YES: NO:

	Sample ID	Time of Sampling	pH	Turbidity	Temp.	Sp. Cond.
AIR STRIPPER INFLUENT:	INF	2:00 PM	7.26	9.88	17.5	3147
AIR STRIPPER EFFLUENT:	EFF	2:00 PM	8.56	8.55	18.6	3178

IS THERE EVIDENCE OF TAMPERING/VANDALISM OF WELLS? YES: NO:

WERE MANHOLES INSPECTED? YES: NO:

WERE ELECTRICAL BOXES INSPECTED? YES: NO:

IS WATER PRESENT IN ANY MANHOLES OR ELECTRICAL BOXES? YES: NO:

If yes, provide manhole/electric box ID and description of any corrective measures below:

PW-4 and PZ-4B have collapsed inner rings.

INCLUDE REMARKS & DESCRIBE ANY OTHER SYSTEM MAINTENANCE PERFORMED ON MR. C's SITE

Remarks:

Other Actions: Trimmed weeds around Treatment Room.

AGWAY

SYSTEM VACUUM: <u>-21</u> in. H ₂ O			AIR PRESSURE: <u>55</u> psi		
SP-1:	<u>1.8</u> scfm	<u>17.5</u> psi	SP-5:	<u>0.0</u> scfm	<u>28.5</u> psi
SP-2:	<u>0.0</u> scfm	<u>> 30</u> psi	SP-6:	<u>0.0</u> scfm	<u>> 30</u> psi
SP-3:	<u>0.0</u> scfm	<u>30.0</u> psi	SP-7:	<u>0.0</u> scfm	<u>> 30</u> psi
SP-4:	<u>0.0</u> scfm	<u>> 30</u> psi	SP-8:	<u>0.0</u> scfm	<u>> 30</u> psi

INCLUDE REMARKS & DESCRIBE ANY OTHER SYSTEM MAINTENANCE PERFORMED ON AGWAY SITE

Remarks: SVE vaccum drum is dry.

Other Actions:

MR. C's DRY CLEANERS SITE
NYSDEC Site #9-15-157
OM&M: PIEZOMETER WATER LEVEL LOG

Date: 10-Jun-11

Measurements taken by: R. Allen

RW-1	<u>14.50</u> ft	Comments:	
PZ-1A	<u>10.64</u> ft	Comments:	
PZ-1B	<u>18.61</u> ft	Comments:	
PZ-1C	<u>11.63</u> ft	Comments:	
PZ-1D	<u>11.71</u> ft	Comments:	
PW-2	<u>20.60</u> ft	Comments:	
PZ-2A	<u>12.90</u> ft	Comments:	
PZ-2B	<u>10.64</u> ft	Comments:	
PZ-2C	<u>10.00</u> ft	Comments:	
MW-7	<u>11.92</u> ft	Comments:	Substitute for 2D
PW-3	<u>22.80</u> ft	Comments:	
PZ-3A	<u>10.80</u> ft	Comments:	
PZ-3B	<u>10.85</u> ft	Comments:	
PZ-3C	<u>11.32</u> ft	Comments:	
PZ-3D	<u>10.88</u> ft	Comments:	
PW-4	<u>-----</u> ft	Comments:	damaged ring
PZ-4A	<u>10.94</u> ft	Comments:	
PZ-4B	<u>-----</u> ft	Comments:	damaged ring
PZ-4C	<u>-----</u> ft	Comments:	sealed over
PZ-4D	<u>9.91</u> ft	Comments:	
PW-5	<u>26.30</u> ft	Comments:	
PZ-5A	<u>9.73</u> ft	Comments:	
PZ-5B	<u>10.24</u> ft	Comments:	
PZ-5C	<u>9.81</u> ft	Comments:	
PZ-5D	<u>10.35</u> ft	Comments:	
PW-6	<u>22.70</u> ft	Comments:	
PZ-6A	<u>11.12</u> ft	Comments:	
PZ-6B	<u>10.94</u> ft	Comments:	
PZ-6C	<u>11.20</u> ft	Comments:	
PZ-6D	<u>10.86</u> ft	Comments:	Shown as RW-2 on map
PW-7	<u>19.60</u> ft	Comments:	
MPI-6S	<u>10.60</u> ft	Comments:	
PZ-7B	<u>11.03</u> ft	Comments:	
OW-B	<u>10.77</u> ft	Comments:	
PZ-7D	<u>10.58</u> ft	Comments:	
PW-8	<u>17.60</u> ft	Comments:	
PZ-8A	<u>7.53</u> ft	Comments:	
PZ-8B	<u>7.47</u> ft	Comments:	
PZ-8C	<u>7.16</u> ft	Comments:	
PZ-8D	<u>7.30</u> ft	Comments:	

PUMPS IN OPERATION DURING MEASUREMENTS

RW-1 pump on?	<u> </u> Yes	<u> √ </u> No
PW-2 pump on?	<u> </u> Yes	<u> √ </u> No
PW-3 pump on?	<u> </u> Yes	<u> √ </u> No
PW-4 pump on?	<u> </u> Yes	<u> </u> No
PW-5 pump on?	<u> √ </u> Yes	<u> </u> No
PW-6 pump on?	<u> </u> Yes	<u> √ </u> No
PW-7 pump on?	<u> </u> Yes	<u> √ </u> No
PW-8 pump on?	<u> </u> Yes	<u> √ </u> No

Mr. C's CLEANERS OM&M

SUMMARY OF FIELD ACTIVITIES BY IEG - 06/2011

DATE	ACTIVITY
1-Jun	End of Month Summaries office work
6-Jun	Weekly Inspection and Sampling. Changed bulb on Control Panel.
10-Jun	Piezometer Readings
13-Jun	OM&M Weekly Inspection and office work. Swept Library parking lot.
14-Jun	Empty remains of old Redux drum into present drum. Change bag filters.
20-Jun	Weekly Inspection and office work.
22-Jun	Respond to Autodialer alarm. Reset control panels.
28-Jun	Weekly Inspection
29-Jun	Replace leaking Redux ball valve. Change bag filters.

Mr. C's CLEANERS OM&M

SUMMARY OF FIELD ACTIVITIES BY IEG - 06/2011

ACTIVITY	DESCRIPTION	COMPLETION DATE/STATUS
Replace SVE Vacuum Drum	Present Vacuum Drum inside Agway Shed is corroded. Replace drum.	To be ordered
AS / SVE System Evaluation	Agway Shed - test & evaluate air sparge system and Soil Vapor Extraction system. Installed fittings to measure pressure and flow. Tested air sparging and SVE lines.	in progress
PW-4 Well Repair and Level	Asphalt around PW-4 well has sunk, due to collapse of corroded inner ring. Replace inner ring and bring parking lot up to level with asphalt patch.	in progress
PW-4 UE Level	Asphalt around Underground Enclosure has sunk, leaving it vulnerable to damage. Bring parking lot up to level with asphalt patch.	in progress
Install MW Ring	Piezimeter in Agway Site parking lot was damaged by the road repair crew. To instal new Monitoring Well Ring around damaged Piezometer for protection.	in progress
Rebuild JAC Pump as needed	Jesco America Corp recommends rebuilding the Redux pump when needed. Purchased rebuild kit.	in progress
Brace Effluent Pipe	David Szymanski (NYSDEC) inspected Treatment Room and said that the effluent pipe should be braced in (3) places to the north wall.	in progress
Inspect and clean Manholes	Inspect manholes near operating pumps. Pump out water in manholes and clean out remaining sediment and other material.	in progress
Purge PW-5	Inspect, purge well, clean pump, plastic pipe and transducer. Trouble shoot.	in progress
Agway Shed Concrete Dump	Approximately 1/4 yard of concrete was washed out on the north side of the Agway Shed. Concrete should be removed.	in progress
Trim Broken Piezometers	Many of the piezometers are broken. Measuring water levels is not precise when a pipe is broken. Identify and trim all broken piezometers.	in progress
Cool Treatment Room	Temperature in Treatment Room is well above 90 degrees during the summer months. Need to increase outside air inflow to the room.	in progress
PW-8 Well Pump not cycling down	The well pump stays on and the water level does not drop. Horizontal line could be plugged. Inspect and clean well pump and transducer. Purge horizontal line.	in progress
Replace Air Stripper Exhaust	Present Air Stripper exhaust is very heavy and leaks moisture. Replace with lighter system.	in progress
Add Inline filter to Compressor	The Condensate Removal Valve (CRV) on the Air Compressor gets stuck open by occasional pieces of debris from the air tank. Put filter on hose before the CRV.	in progress
PW-5 Well Pump not cycling down	The well pump stays on after the water level drops. Transducer could be bad. Inspect and clean well pump and transducer.	in progress
PZ-4B Repair	Corroded inner ring cause collapse of top cover. Replace inner ring.	in progress
Air Stripper Leak	The top tray developed a corrosion hole that is leaking water. Prepare and seal the hole with J-B Weld.	Mar-11
Repair Blower #2	Determined that bearing is failing in Air Stripper Blower Motor. Remove motor and take to repair shop. Reinstall motor.	in progress
Repair SVE Blower Motor	Determined that bearing is failing in SVE Blower Motor. Remove motor and take to repair shop. Reinstall motor.	May-11
Repair SVE Pipe Union	SVE pipe union has broken O-ring. Get new O-ring and install in pipe union.	May-11
Replace Jesco Feed Pump	Jesco pump for Redux drum no longer works. Replaced old pump with new pump and adjust. Added shut-off valve between intake pipe and pump to enable repairs.	May-11
Redux Feed Line Valve Leaks	Redux feed line shut-off valve leaks. Some of the tubing is clogged with dried Redux powder. Replace leaking valve and replace or clean clogged tubing.	May-11
Replace faulty Redux valve	Redux ball valve above influent pipe is leaking. Replace with a chemical resistant ball valve.	Jun-11

Mr. C's CLEANERS OM&M
SUMMARY OF WATER PUMP MAINTENANCE BY IEG - 2011

as of Jun 11

ID	CLEAN & INSPECT PUMP	REPLACED PUMP	REPAIR PUMP	PIPE & PITLESS ADAPTER	CLEAN & INSPECT TRANSDUCER	REPLACE TRANSDUCER	REPAIR TRANSDUCER	PUMP OUT WELL	CLEAN OUT & INSPECT ELECTRICAL BOX	ELECTRICAL BOX REPAIR
RW - 1	May-10	Feb-08	May-10		May-10					
PW - 2	Aug 09, May 10	Jul-08			Aug 09, May 10	Sep-09		Aug-09		Sep-09
PW - 3	Aug 09, May 10	Jul-08		Repair adapter	Aug-09			Aug-09		
PW - 4	Sep 09, May 10	Dec-07	NEED		May-10			Jul 09, Sep 09	Sep-09	Sep-09
PW - 5		Jul-08			Mar-11		Sep-09			
PW - 6	Jul-09	Jun 08, Jul 09		Replace pipe 8/09	Apr 09, Aug 09	Sep-09		Aug-09	Aug 09, Sep 09	Jul 09, Sep 09
PW - 7	May 10, Oct 10	Nov 07, Jul 09, Oct 10		Replace pipe 8/09	Aug 09, May 10, Oct 10			Au 09, May 10		
PW - 8	Aug 09, May 10	Jul 08, Sep 09		Replace pipe 8/09	Aug 09, May 10			Aug 09, May 10		

Mr. C's CLEANERS OM&M
SUMMARY OF WATER PUMP STATUS - 2011

as of Jun 11

ID	NEEDS CLEANING & INSPECTION	NEEDS NEW PUMP	NEEDS P.A. OR PIPE	NEEDS WELL CLEAN-OUT	NEEDS HORIZONTAL LINE PURGE	NEEDS TRANSDUCER INSPECTION	NEEDS NEW TRANSDUCER	CLEANED & INSPECTED U.E.	NEEDS ANEROID BELLOWS	NEEDS U.E. CLEANED	NEEDS U.E. REPAIR
RW - 1	NO	NO		YES		NO	NO		YES	NO	YES - bolts
PW - 2	NO	NO		YES		NO			DONE 9/09	NO	YES - bolts
PW - 3	NO	NO	REPAIRED 8/09	DONE 8/09		NO	NO		YES	NO	NO
PW - 4	YES	NO		DONE 9/09		YES		YES 9/09	DONE 9/09	DONE	YES - Asphalt patch
PW - 5	YES	NO		YES		YES 2/11	problems 1/09 and 11/09		DONE	NO	NO
PW - 6	NO	DONE 8/09	Replaced pipe 8/09	DONE 8/09		YES 7/09	NO	YES 9/09	DONE 9/09	NO	DONE
PW - 7	NO	DONE 10/10	Replaced pipe 8/09	NO	DONE 10/10	NO	NO		DONE	NO	NO
PW - 8	YES	DONE 9/09	Replaced pipe 8/09	NO	YES	YES	NO		YES	NO	NO


Attachment B
Analytical Report from
Mitkem Laboratories

Analytical Data Package Work Order ID: K0770

Sampled: June 10, 2011

Received: June 27, 2011

Report Date:
24-Jun-11 13:27



- Final Report
 Re-Issued Report
 Revised Report

Laboratory Report

Ecology and Environment Engineering P.C.
368 Pleasant View Drive
Lancaster, NY 14086

Work Order: K0981
Project : Mr. C's Dry Cleaning
Project #: 002700.DC13.02.01.01

Attn: Michael Steffan

<u>Laboratory ID</u>	<u>Client Sample ID</u>	<u>Matrix</u>	<u>Date Sampled</u>	<u>Date Received</u>
K0981-01	INFLUENT	Aqueous	06-Jun-11 13:30	07-Jun-11 09:00
K0981-02	EFFLUENT	Aqueous	06-Jun-11 14:00	07-Jun-11 09:00

I attest that the information contained within the report has been reviewed for accuracy and checked against the quality control requirements for each method. The results relate only to the sample(s) as received. This report may not be reproduced, except in full, without written approval from Mitkem Laboratories.

All applicable NELAC or USEPA CLP requirements have been met.

Mitkem Laboratories is accredited under the National Environmental Laboratory Approval Program (NELAP) and is certified by several States, as well as USEPA and US Department of Defense. The current list of our laboratory approvals and certifications is available on the Certifications page on our web site at www.mitkem.com.

Please contact the Laboratory or Technical Director at 401-732-3400 with any questions regarding the data contained in the laboratory report.

Department of Defense	N/A
Connecticut	PH-0153
Delaware	N/A
Maine	2007037
Massachusetts	M-RI907
New Hampshire	2631
New Jersey	RI001
New York	11522
North Carolina	581
Pennsylvania	68-00520
Rhode Island	LAI00301
Texas	T104704422-08-TX
USDA	P330-08-00023
USEPA - ISM	EP-W-09-039
USEPA - SOM	EP-W-05-030



Authorized by:

Yihai Ding
Laboratory Director

Sample Transmittal Documentation

MITKEM LABORATORIES

Sample Condition Form


Received By: Janet Reviewed By: [Signature] Date: _____ Mitkem Work Order #: K0981
 Client Project: M.C.'s Cleaning Client: ERE Soil Headspace or Air Bubble ≥ 1/4"

	Yes/No	Lab Sample ID	Preservation (pH)					VOA Matrix	
			HNO ₃	H ₂ SO ₄	HCl	NaOH	H ₃ PO ₄		
1) Cooler Sealed	<input checked="" type="checkbox"/>	<u>K0981 01</u>	<u>L2</u>					<u>H</u>	
		<u>K0981 02</u>	<u>L2</u>					<u>H</u>	
2) Custody Seal(s) Coolers / Bottles Intact / Broken	<u>Present</u> / Absent								
3) Custody Seal Number(s)	<u>N/A</u>								
4) Chain-of-Custody	<input checked="" type="checkbox"/>								
5) Cooler Temperature	<u>6°C</u>								
IR Temp Gun ID	<u>M4-1</u>								
Coolant Condition	<u>Ice</u>								
6) Airbill(s)	<input checked="" type="checkbox"/>								
Airbill Number(s)	<u>FEDEX</u>								
	<u>2971 7161 7459</u>								
7) Samples Bottles	<input checked="" type="checkbox"/>								
8) Date Received	<u>6-7-11</u>								
9) Time Received	<u>9:00</u>								
Preservative Name/Lot No.:									

DRM
6-7-11

VOA Matrix Key:
 US = Unpreserved Soil A = Air
 UA = Unpreserved Aqueous H = HCl
 M = MeOH E = Encore
 N = NaHSO₄ F = Freeze

See Sample Condition Notification/Corrective Action Form yes / no
 Form ID: QAF.0006 Rad OK yes / no



SPECTRUM ANALYTICAL, INC.

Featuring

HANIBAL TECHNOLOGY

*** Volatiles ***

1A - FORM I VOA-1
VOLATILE ORGANICS ANALYSIS DATA SHEET

EPA SAMPLE NO.

INFLUENT

Lab Name: SPECTRUM ANALYTICAL, INC. Contract: _____
 Lab Code: MITKEM Case No.: K0981 Mod. Ref No.: _____ SDG No.: SK0981
 Matrix: (SOIL/SED/WATER) WATER Lab Sample ID: K0981-01A
 Sample wt/vol: 5.00 (g/mL) ML Lab File ID: V5M9098.D
 Level: (TRACE/LOW/MED) LOW Date Received: 06/07/2011
 % Moisture: not dec. Date Analyzed: 06/10/2011
 GC Column: DB-624 ID: 0.25 (mm) Dilution Factor: 1.0
 Soil Extract Volume: _____ (uL) Soil Aliquot Volume: _____ (uL)
 Purge Volume: 5.0 (mL)

CAS NO.	COMPOUND	CONCENTRATION UNITS:		Q
		(ug/L or ug/Kg)	µG/L	
75-71-8	Dichlorodifluoromethane		1.0	U
74-87-3	Chloromethane		1.0	U
75-01-4	Vinyl chloride		1.0	U
74-83-9	Bromomethane		1.0	U
75-00-3	Chloroethane		1.0	U
75-69-4	Trichlorofluoromethane		1.0	U
75-35-4	1,1-Dichloroethene		1.0	U
67-64-1	Acetone		5.0	U
75-15-0	Carbon disulfide		1.0	U
75-09-2	Methylene chloride		1.0	U
156-60-5	trans-1,2-Dichloroethene		1.2	
1634-04-4	Methyl tert-butyl ether		8.4	
75-34-3	1,1-Dichloroethane		1.0	U
78-93-3	2-Butanone		5.0	U
156-59-2	cis-1,2-Dichloroethene		42	
67-66-3	Chloroform		1.0	U
71-55-6	1,1,1-Trichloroethane		1.0	U
56-23-5	Carbon tetrachloride		1.0	U
107-06-2	1,2-Dichloroethane		1.0	U
71-43-2	Benzene		1.0	U
79-01-6	Trichloroethene		90	
78-87-5	1,2-Dichloropropane		1.0	U
75-27-4	Bromodichloromethane		1.0	U
10061-01-5	cis-1,3-Dichloropropene		1.0	U
108-10-1	4-Methyl-2-pentanone		5.0	U
108-88-3	Toluene		1.0	U
10061-02-6	trans-1,3-Dichloropropene		1.0	U
79-00-5	1,1,2-Trichloroethane		1.0	U
127-18-4	Tetrachloroethene		820	E
591-78-6	2-Hexanone		5.0	U
124-48-1	Dibromochloromethane		1.0	U
106-93-4	1,2-Dibromoethane		1.0	U
108-90-7	Chlorobenzene		1.0	U
100-41-4	Ethylbenzene		1.0	U
1330-20-7	Xylene (Total)		1.0	U

1A - FORM I VOA-1
VOLATILE ORGANICS ANALYSIS DATA SHEET

EPA SAMPLE NO.

INFLUENTDL

Lab Name: SPECTRUM ANALYTICAL, INC. Contract: _____
 Lab Code: MITKEM Case No.: K0981 Mod. Ref No.: _____ SDG No.: SK0981
 Matrix: (SOIL/SED/WATER) WATER Lab Sample ID: K0981-01ADL
 Sample wt/vol: 5.00 (g/mL) ML Lab File ID: V5M9104.D
 Level: (TRACE/LOW/MED) LOW Date Received: 06/07/2011
 % Moisture: not dec. Date Analyzed: 06/10/2011
 GC Column: DB-624 ID: 0.25 (mm) Dilution Factor: 8.0
 Soil Extract Volume: _____ (uL) Soil Aliquot Volume: _____ (uL)
 Purge Volume: 5.0 (mL)

CAS NO.	COMPOUND	CONCENTRATION UNITS:		Q
		(ug/L or ug/Kg)	µG/L	
75-71-8	Dichlorodifluoromethane		8.0	U
74-87-3	Chloromethane		8.0	U
75-01-4	Vinyl chloride		8.0	U
74-83-9	Bromomethane		8.0	U
75-00-3	Chloroethane		8.0	U
75-69-4	Trichlorofluoromethane		8.0	U
75-35-4	1,1-Dichloroethene		8.0	U
67-64-1	Acetone		40	U
75-15-0	Carbon disulfide		8.0	U
75-09-2	Methylene chloride		8.0	U
156-60-5	trans-1,2-Dichloroethene		8.0	U
1634-04-4	Methyl tert-butyl ether		8.6	D
75-34-3	1,1-Dichloroethane		8.0	U
78-93-3	2-Butanone		40	U
156-59-2	cis-1,2-Dichloroethene		41	D
67-66-3	Chloroform		8.0	U
71-55-6	1,1,1-Trichloroethane		8.0	U
56-23-5	Carbon tetrachloride		8.0	U
107-06-2	1,2-Dichloroethane		8.0	U
71-43-2	Benzene		8.0	U
79-01-6	Trichloroethene		96	D
78-87-5	1,2-Dichloropropane		8.0	U
75-27-4	Bromodichloromethane		8.0	U
10061-01-5	cis-1,3-Dichloropropene		8.0	U
108-10-1	4-Methyl-2-pentanone		40	U
108-88-3	Toluene		8.0	U
10061-02-6	trans-1,3-Dichloropropene		8.0	U
79-00-5	1,1,2-Trichloroethane		8.0	U
127-18-4	Tetrachloroethene		1300	D
591-78-6	2-Hexanone		40	U
124-48-1	Dibromochloromethane		8.0	U
106-93-4	1,2-Dibromoethane		8.0	U
108-90-7	Chlorobenzene		8.0	U
100-41-4	Ethylbenzene		8.0	U
1330-20-7	Xylene (Total)		8.0	U

1B - FORM I VOA-2
VOLATILE ORGANICS ANALYSIS DATA SHEET

EPA SAMPLE NO.
INFLUENTDL

Lab Name: SPECTRUM ANALYTICAL, INC. Contract: _____
 Lab Code: MITKEM Case No.: K0981 Mod. Ref No.: _____ SDG No.: SK0981
 Matrix: (SOIL/SED/WATER) WATER Lab Sample ID: K0981-01ADL
 Sample wt/vol: 5.00 (g/mL) ML Lab File ID: V5M9104.D
 Level: (TRACE/LOW/MED) LOW Date Received: 06/07/2011
 % Moisture: not dec. Date Analyzed: 06/10/2011
 GC Column: DB-624 ID: 0.25 (mm) Dilution Factor: 8.0
 Soil Extract Volume: _____ (uL) Soil Aliquot Volume: _____ (uL)
 Purge Volume: 5.0 (mL)

CAS NO.	COMPOUND	CONCENTRATION UNITS:		Q
		(ug/L or ug/Kg)	µG/L	
100-42-5	Styrene		8.0	U
75-25-2	Bromoform		8.0	U
98-82-8	Isopropylbenzene		8.0	U
79-34-5	1,1,2,2-Tetrachloroethane		8.0	U
541-73-1	1,3-Dichlorobenzene		8.0	U
106-46-7	1,4-Dichlorobenzene		8.0	U
95-50-1	1,2-Dichlorobenzene		8.0	U
96-12-8	1,2-Dibromo-3-chloropropane		8.0	U
120-82-1	1,2,4-Trichlorobenzene		8.0	U
76-13-1	1,1,2-Trichloro-1,2,2-trifluoroethane		8.0	U
110-82-7	Cyclohexane		8.0	U
79-20-9	Methyl acetate		8.0	U
108-87-2	Methylcyclohexane		8.0	U

1A - FORM I VOA-1
VOLATILE ORGANICS ANALYSIS DATA SHEET

EPA SAMPLE NO.

EFFLUENT

Lab Name: SPECTRUM ANALYTICAL, INC. Contract: _____
 Lab Code: MITKEM Case No.: K0981 Mod. Ref No.: _____ SDG No.: SK0981
 Matrix: (SOIL/SED/WATER) WATER Lab Sample ID: K0981-02A
 Sample wt/vol: 5.00 (g/mL) ML Lab File ID: V5M9087.D
 Level: (TRACE/LOW/MED) LOW Date Received: 06/07/2011
 % Moisture: not dec. Date Analyzed: 06/10/2011
 GC Column: DB-624 ID: 0.25 (mm) Dilution Factor: 1.0
 Soil Extract Volume: _____ (uL) Soil Aliquot Volume: _____ (uL)
 Purge Volume: 5.0 (mL)

CAS NO.	COMPOUND	CONCENTRATION UNITS:		Q
		(ug/L or ug/Kg)	µG/L	
75-71-8	Dichlorodifluoromethane		1.0	U
74-87-3	Chloromethane		1.0	U
75-01-4	Vinyl chloride		1.0	U
74-83-9	Bromomethane		1.0	U
75-00-3	Chloroethane		1.0	U
75-69-4	Trichlorofluoromethane		1.0	U
75-35-4	1,1-Dichloroethene		1.0	U
67-64-1	Acetone		5.0	U
75-15-0	Carbon disulfide		1.0	U
75-09-2	Methylene chloride		1.0	U
156-60-5	trans-1,2-Dichloroethene		1.0	U
1634-04-4	Methyl tert-butyl ether		1.0	U
75-34-3	1,1-Dichloroethane		1.0	U
78-93-3	2-Butanone		5.0	U
156-59-2	cis-1,2-Dichloroethene		1.0	U
67-66-3	Chloroform		1.0	U
71-55-6	1,1,1-Trichloroethane		1.0	U
56-23-5	Carbon tetrachloride		1.0	U
107-06-2	1,2-Dichloroethane		1.0	U
71-43-2	Benzene		1.0	U
79-01-6	Trichloroethene		1.0	U
78-87-5	1,2-Dichloropropane		1.0	U
75-27-4	Bromodichloromethane		1.0	U
10061-01-5	cis-1,3-Dichloropropene		1.0	U
108-10-1	4-Methyl-2-pentanone		5.0	U
108-88-3	Toluene		1.0	U
10061-02-6	trans-1,3-Dichloropropene		1.0	U
79-00-5	1,1,2-Trichloroethane		1.0	U
127-18-4	Tetrachloroethene		3.1	
591-78-6	2-Hexanone		5.0	U
124-48-1	Dibromochloromethane		1.0	U
106-93-4	1,2-Dibromoethane		1.0	U
108-90-7	Chlorobenzene		1.0	U
100-41-4	Ethylbenzene		1.0	U
1330-20-7	Xylene (Total)		1.0	U


1B - FORM I VOA-2
VOLATILE ORGANICS ANALYSIS DATA SHEET

EPA SAMPLE NO.

EFFLUENT

Lab Name: SPECTRUM ANALYTICAL, INC. Contract: _____
 Lab Code: MITKEM Case No.: K0981 Mod. Ref No.: _____ SDG No.: SK0981
 Matrix: (SOIL/SED/WATER) WATER Lab Sample ID: K0981-02A
 Sample wt/vol: 5.00 (g/mL) ML Lab File ID: V5M9087.D
 Level: (TRACE/LOW/MED) LOW Date Received: 06/07/2011
 % Moisture: not dec. Date Analyzed: 06/10/2011
 GC Column: DB-624 ID: 0.25 (mm) Dilution Factor: 1.0
 Soil Extract Volume: _____ (uL) Soil Aliquot Volume: _____ (uL)
 Purge Volume: 5.0 (mL)

CAS NO.	COMPOUND	CONCENTRATION UNITS:		Q
		(ug/L or ug/Kg)	µg/L	
100-42-5	Styrene		1.0	U
75-25-2	Bromoform		1.0	U
98-82-8	Isopropylbenzene		1.0	U
79-34-5	1,1,2,2-Tetrachloroethane		1.0	U
541-73-1	1,3-Dichlorobenzene		1.0	U
106-46-7	1,4-Dichlorobenzene		1.0	U
95-50-1	1,2-Dichlorobenzene		1.0	U
96-12-8	1,2-Dibromo-3-chloropropane		1.0	U
120-82-1	1,2,4-Trichlorobenzene		1.0	U
76-13-1	1,1,2-Trichloro-1,2,2-trifluoroethane		1.0	U
110-82-7	Cyclohexane		1.0	U
79-20-9	Methyl acetate		1.0	U
108-87-2	Methylcyclohexane		1.0	U



SPECTRUM ANALYTICAL, INC.

Featuring

HANIBAL TECHNOLOGY

*** Wet Chemistry ***

Spectrum Analytical, Inc. Featuring Hanibal Technology -- Rhode Island Division

24-Jun-

Client: Ecology and Environment Engineering P.C.

Client Sample ID: INFLUENT

Lab ID: K0981-01

Project: Mr. C's Dry Cleaning

Collection Date: 06/06/11 13:30

Analyses	Result	Qual	RL	Units	DF	Date Analyzed	Batch ID
SM 2340 -- HARDNESS by Calculation							SM2340_W
Hardness, Ca/Mg (As CaCO3)	550		4.0	mg/L CaCO3		1 06/11/2011 21:13	59736
SM 4500 H+ B -- pH VALUE							SM4500_H+
pH	6.7		1.0	S.U.		1 06/07/2011 12:25	R58989

Qualifiers: ND - Not Detected at the Reporting Limit
 J - Analyte detected below quantitation limits
 B - Analyte detected in the associated Method Blank
 DF - Dilution Factor

S - Spike Recovery outside accepted recovery limits
 R - RPD outside accepted recovery limits
 E - Value above quantitation range
 RL - Reporting Limit

Spectrum Analytical, Inc. Featuring Hanibal Technology -- Rhode Island Division

24-Jun-

Client: Ecology and Environment Engineering P.C.
Client Sample ID: EFFLUENT
Lab ID: K0981-02

Project: Mr. C's Dry Cleaning
Collection Date: 06/06/11 14:00

Analyses	Result	Qual	RL	Units	DF	Date Analyzed	Batch ID
SM 2340 -- HARDNESS by Calculation							SM2340_W
Hardness, Ca/Mg (As CaCO3)	530		4.0	mg/L CaCO3		106/11/2011 21:16	59736
SM 4500 H+ B -- pH VALUE							SM4500_H+
pH	8.0		1.0	S.U.		106/07/2011 12:35	R58989

Qualifiers: ND - Not Detected at the Reporting Limit
 J - Analyte detected below quantitation limits
 B - Analyte detected in the associated Method Blank
 DF - Dilution Factor

S - Spike Recovery outside accepted recovery limits
 R - RPD outside accepted recovery limits
 E - Value above quantitation range
 RL - Reporting Limit

Attachment C
Summary of Site Utility Costs and Projections
January to December 2011

Budget Remaining:	Electric: \$16,914.01
	Telephone: \$540.00
	Gas: -\$329.09
	Total: \$17,124.92

Capacity	Comments:
12.1%	Very cold January
12.0%	Cold and rainy
14.0%	Rainy
13.1%	Rainy
13.9%	Rainy
13.7%	Warm

Optimum Operating Hours	Actual Operating Hours	Up-time Percentage
848	848	100.00%
840	840	100.00%
528	528	100.00%
775	775	92.26%
672	672	100.00%
840	840	100.00%
4368	4303	98.51%

Month	Optimum Operating Hours	Actual Operating Hours	Up-time Percentage	Capacity	Comments:
January-11	848	848	100.00%	12.1%	Very cold January
February-11	840	840	100.00%	12.0%	Cold and rainy
March-11	528	528	100.00%	14.0%	Rainy
April-11	840	775	92.26%	13.1%	Rainy
May-11	672	672	100.00%	13.9%	Rainy
June-11	840	840	100.00%	13.7%	Warm
July-11					
August-11					
September-11					
October-11					
November-11					
December-11					
Totals to Date	4368	4303	98.51%		

Percent Capacity is based on initial operating groundwater flows from the eight installed pumps from 9/02. Evaluated on total gallons discharged for monthly operating time. Maximum pump discharge targets calculated as an average of 78 gpm as the total for all 8 pumps at the site if all pumps operate 100%. With the exception of groundwater pump RW-1, all others run on a batch basis.

Monthly Average Costs

Mr. C's Electric	\$ 1,331.29
Agway Electric	\$ 449.14
Mr. C's Gas	\$ 209.82
Mr. C's Telephone	\$ 5.67
Ave. Utility Cost Total	\$ 1,995.91