Moog Inc. • East Aurora, New York 14052-0018
Telephone: 716-652-2000

MOOG

EE Ltr. #010-22
May 25, 2022

Via Electronic Transmittal
Delivery Receipt Requested

Mr. Damianos Skaros, Environmental Engineer 1
NY State Department of Environmental Conservation – Region 9
270 Michigan Avenue
Buffalo, NY 14203-2915

Dear Mr. Skaros:

Re: Moog Inc. – Building 11
East Aurora, NY
Site No. 915164

In accordance with Section 6.3(b) of DER-10 *Technical Guidance for Site Investigation and Remediation,* please find the enclosed Periodic Review Report documentation for Moog Inc. – Building 11 (Site No. 915164).

If you have any questions concerning this information, please contact either myself at (716) 805-2110 or Robin Young at (716) 687-4157.

Sincerely,

Christopher Russin

Christopher Russin
Sr. Site EHS Engineer

Moog Inc. – East Aurora
R. Young, Environmental Manager

Enclosure 2

**NEW YORK STATE DEPARTMENT OF ENVIRONMENTAL CONSERVATION**
**Site Management Periodic Review Report Notice**
**Institutional and Engineering Controls Certification Form**

**Site Details** **Box 1**

**Site No.** **915164**

**Site Name Moog Inc. - Building 11**

Site Address: 300 Jamison Road Zip Code: 14059
City/Town: Elma
County: Erie
Site Acreage: 2.000

Reporting Period: May 31, 2021 to May 31, 2022

| | YES | NO |
|---|---|---|
| 1. Is the information above correct? | X | |
| If NO, include handwritten above or on a separate sheet. | | |
| 2. Has some or all of the site property been sold, subdivided, merged, or undergone a tax map amendment during this Reporting Period? | | X |
| 3. Has there been any change of use at the site during this Reporting Period (see 6NYCRR 375-1.11(d))? | | X |
| 4. Have any federal, state, and/or local permits (e.g., building, discharge) been issued for or at the property during this Reporting Period? | | X |
| **If you answered YES to questions 2 thru 4, include documentation or evidence that documentation has been previously submitted with this certification form.** | | |
| 5. Is the site currently undergoing development? | | X |

**Box 2**

| | YES | NO |
|---|---|---|
| 6. Is the current site use consistent with the use(s) listed below? Commercial and Industrial | X | |
| 7. Are all ICs in place and functioning as designed? | X | |

**IF THE ANSWER TO EITHER QUESTION 6 OR 7 IS NO, sign and date below and DO NOT COMPLETE THE REST OF THIS FORM. Otherwise continue.**

**A Corrective Measures Work Plan must be submitted along with this form to address these issues.**

Signature of Owner, Remedial Party or Designated Representative Date

**SITE NO. 915164** **Box 3**

**Description of Institutional Controls**

| Parcel | Owner | Institutional Control |
|---|---|---|
| | Moog Inc. | Ground Water Use Restriction<br>Monitoring Plan<br>Site Management Plan<br>IC/EC Plan |

As outlined in the 2015 SMP, the ICs will consist of: Compliance with the Deed Restriction and SMP, All ECs must be operated and maintained as specified in the SMP, all ECs and the controlled property must be inspected at a frequency defined in SMP, groundwater, soil vapor and other environmental or public health monitoring must be performed as defined in SMP, and data and information pertinent to site management of the controlled property must be reported at the frequency and in the manner defined in the SMP.

| | | |
|---|---|---|
| **155.00-1-5.112** | Moog Inc. | Ground Water Use Restriction<br>Monitoring Plan<br>Site Management Plan<br>IC/EC Plan |

As outlined in the 2015 SMP, the ICs will consist of: Compliance with the Deed Restriction and SMP, All ECs must be operated and maintained as specified in the SMP, all ECs and the controlled property must be inspected at a frequency defined in SMP, groundwater, soil vapor and other environmental or public health monitoring must be performed as defined in SMP, and data and information pertinent to site management of the controlled property must be reported at the frequency and in the manner defined in the SMP.

| | | |
|---|---|---|
| **155.00-1-8.2** | Moog Inc. | Ground Water Use Restriction<br>Site Management Plan<br>IC/EC Plan<br>Monitoring Plan |

As outlined in the 2015 SMP, the ICs will consist of: Compliance with the Deed Restriction and SMP, All ECs must be operated and maintained as specified in the SMP, all ECs and the controlled property must be inspected at a frequency defined in SMP, groundwater, soil vapor and other environmental or public health monitoring must be performed as defined in SMP, and data and information pertinent to site management of the controlled property must be reported at the frequency and in the manner defined in the SMP.

**Box 4**

**Description of Engineering Controls**

| Parcel | Engineering Control |
|---|---|
| | Monitoring Wells<br>Vapor Mitigation |

Soil Vapor Mitigation System, groundwater monitoring as described in SMP

| | |
|---|---|
| **155.00-1-5.112** | Vapor Mitigation<br>Monitoring Wells |

Soil Vapor Intrusion Mitigation System, groundwater monitoring as described in SMP.

| | |
|---|---|
| **155.00-1-8.2** | Vapor Mitigation<br>Monitoring Wells |

Soil Vapor Mitigation System, groundwater monitoring as described in SMP.

Box 5

**Periodic Review Report (PRR) Certification Statements**

1. I certify by checking "YES" below that:

   a) the Periodic Review report and all attachments were prepared under the direction of, and reviewed by, the party making the Engineering Control certification;

   b) to the best of my knowledge and belief, the work and conclusions described in this certification are in accordance with the requirements of the site remedial program, and generally accepted engineering practices; and the information presented is accurate and compete.

| YES | NO |
|---|---|
| X | |

2. For each Engineering control listed in Box 4, I certify by checking "YES" below that all of the following statements are true:

   (a) The Engineering Control(s) employed at this site is unchanged since the date that the Control was put in-place, or was last approved by the Department;

   (b) nothing has occurred that would impair the ability of such Control, to protect public health and the environment;

   (c) access to the site will continue to be provided to the Department, to evaluate the remedy, including access to evaluate the continued maintenance of this Control;

   (d) nothing has occurred that would constitute a violation or failure to comply with the Site Management Plan for this Control; and

   (e) if a financial assurance mechanism is required by the oversight document for the site, the mechanism remains valid and sufficient for its intended purpose established in the document.

| YES | NO |
|---|---|
| X | |

**IF THE ANSWER TO QUESTION 2 IS NO, sign and date below and DO NOT COMPLETE THE REST OF THIS FORM. Otherwise continue.**

**A Corrective Measures Work Plan must be submitted along with this form to address these issues.**

Signature of Owner, Remedial Party or Designated Representative

Date

**IC CERTIFICATIONS**
**SITE NO. 915164**

**Box 6**

**SITE OWNER OR DESIGNATED REPRESENTATIVE SIGNATURE**

I certify that all information and statements in Boxes 1,2, and 3 are true. I understand that a false statement made herein is punishable as a Class "A" misdemeanor, pursuant to Section 210.45 of the Penal Law.

I Christopher Russin at Moog Inc. 160 Jamison Road, Elma, NY 14059,
print name print business address

am certifying as Owner (Owner or Remedial Party)

for the Site named in the Site Details Section of this form.

Christopher Russin 05/25/22
Signature of Owner, Remedial Party, or Designated Representative Rendering Certification Date

## EC CERTIFICATIONS

**Box 7**

### Professional Engineer Signature

I certify that all information in Boxes 4 and 5 are true. I understand that a false statement made herein is punishable as a Class "A" misdemeanor, pursuant to Section 210.45 of the Penal Law.

I David Harty (print name) at Frontier Technical Associates, Inc. 8675 Main St., Williamsville, NY 14221 (print business address),

am certifying as a Professional Engineer for the Moog, Inc. (Owner or Remedial Party)

STATE OF NEW YORK
DAVID M. HARTY
No. 080-1
LICENSED PROFESSIONAL ENGINEER

Signature of Professional Engineer, for the Owner or Remedial Party, Rendering Certification

Stamp (Required for PE)

Date 5/25/22

**FRONTIER TECHNICAL ASSOCIATES, INC.**
8675 Main Street, Williamsville, New York 14221 (716) 634-2293
*Environmental Monitoring and Consulting*

# PERIODIC REVIEW REPORT AT MOOG – PLANT 11

May 23, 2022
(Revised September 27, 2022)

ET- 1259-2022

Prepared for:

Mr. Christopher Russin
Moog, Inc. – Plant 26
400 Jamison Road
East Aurora, NY 14052

Prepared by:

David M. Harty, P.E.
Frontier Technical Associates, Inc.
8675 Main Street
Williamsville, NY 14221

Table of Contents

# PERIODIC REVIEW REPORT
# AT MOOG – PLANT 11

## EXECUTIVE SUMMARY

### Summary of Site and Nature of Contamination

Volatile organic compounds have been previously identified in the shallow groundwater in a localized area near the north side of Plant 11. The extent of groundwater contamination has been previously determined and reported to the NYSDEC. The groundwater contamination was chlorinated volatile organic compounds and Freon. In order to remove these compounds from the groundwater Moog, Inc. operated a groundwater pump and treat system for many years. The contaminated groundwater was collected in a subsurface trench and pumped through an air stripper and the treated water was discharged under permit. Moog, Inc. in consultation with the NYSDEC has turned off (February 13, 2013) the treatment system to determine the impact of discontinuing the operation of the system. The existing treatment system consists of an underground trench on the north side of Plant 11 with a collection sump. A pump in the collection sump pumped the groundwater to a treatment system (air stripper). The trench is located at the soil/shale interface and draws the groundwater surrounding the trench into the sump for treatment. The groundwater collection system consists of a 170 foot long, 15-feet deep groundwater collection trench. Local groundwater elevations were lowered by the pump and the surrounding water was drawn into the trench for treatment. When the sump pump was discontinued, the groundwater levels rebounded. The pump and treat system has been off for nine years.

### Effectiveness of the Remedial Program

Based on the concentrations of volatile organic compounds in the groundwater monitoring wells the remediation has been very effective. During the last monitoring event (February 28, 2022), seven of the eight wells showed no detectable contamination (all the compounds tested were below the analytical detection level). The volatile organic compounds in Well MW-2B in February 2022 were as follows:

| Compound | February 2022 Concentration (ug/l) | Percent Reduction* | Target Goal (6NYCRR Part 703) (ug/l) |
|---|---|---|---|
| 1,1,2-Trichlorotrifluoroethane (Freon 113) | 24 | 97.3 % | 5 |
| 1,1-Dichloroethane (1,1-DCA) | 200 | 39.2 % | 5 |
| Trichloroethene | < 10 | > 98 % | 5 |
| Vinyl Chloride | 60 | Not Reported | 5 |
| Cis-1,2-Dichloroethene | 59 | 80.3 % | 5 |

* Percent removal based on concentration present in the groundwater October 2009.

Based both on concentration and percent reduction the remedial program is effective however, the target goals have not been consistently reached. The concentrations in the groundwater at Well MW-2B are trending toward the target goals.

**Compliance**

Frontier Technical Associates has reviewed the Site Management Plan for NYSDEC Site Number 915164 dated May 2015 for an evaluation of compliance. FTA has determined that the site was in compliance with the provisions of the Site Management Plan. Specifically the following elements of the Site Management Plan are in compliance with the goals of the Plan:

- The Sub-slab Depression System (SDS) is operational and monitored (verification of the operation of this system is made weekly by Moog).

- The wells are monitored quarterly by Frontier Technical Associates. Reports are being provided quarterly to Moog.

- Moog is assessing the use and documenting any modifications in the designated area. The deed restrictions have not been violated.

**Recommendations**

Based on the significant progress toward meeting the groundwater quality goals, Frontier Technical Associates recommends continued implication of the Site Management Plan with a re-assessment during the next PRR.

## SITE OVERVIEW

### Site Introduction

Moog Building 11 is listed on the NYSDEC Registry of Inactive Hazardous Waste Sites as a Class 4 site (March 23, 2022). A voluntary clean-up agreement was never formally agreed to with the NYSDEC, but Moog voluntarily started clean-up of the site on its own accord in October 1996 and was given a Site No. 915164.

### Site Location

The site is located at the Moog campus complex near the intersection of Jamison Road and Seneca Street in Elma New York. The Moog campus is quite large and the remediation site is surrounded by the larger campus. The actual remediation area of the site is 1.26 acres and is shown on Figure 1. The Site Management Plan describes the site and the legal site boundaries. Figure 2 is a site location map. Specifically, the groundwater treatment system is located along the north side of Plant 11 as shown in Figure 3.

The area where the wells and groundwater collection system are located consists of a mix of grassed areas, parking lots and slab on grade office/light industrial buildings. A small pond is located to the west. The area is generally flat with the natural drainage of the area toward the northwest. Figure 4 is an aerial photograph of the site.

### Nature and Extent of Contamination

Volatile organic compounds including Freon have been previously identified in the shallow groundwater in a localized area near the north side of Plant 11. The extent of groundwater contamination has been previously determined and reported to the NYSDEC. Moog, Inc. in consultation with the NYSDEC has turned off the sump pump and groundwater water treatment system to determine the impact of discontinuing the operation of the system.

The groundwater remediation was constructed in 1995 and placed in operation by Moog in January 1996. The treatment system was turned off on February 22, 2013 by Moog. The pump and treat remediation system operated for approximately 17 years. The pump and treat system has been off for 9 years and natural remediation has been occurring.

## WELLS

The groundwater monitoring system consists of eight wells and the collection sump. The wells are located as shown on Figure 3 and are designated as follows:

MW-1B (presumed upgradient well)
MW-2A (deep well)
MW-2B
MW-3 (cross gradient well)
MW-4
MW-5 (downgradient distant well)
MW-6

MW-7 (cross gradient well)
Sump

The groundwater elevations are measured monthly and the wells and sump are sampled quarterly to develop the data base for this evaluation. The groundwater reference elevations and depths of the wells are summarized in Table 1.

Table 1
Moog Wells Near Plant 11

| Well Number | PVC Riser Elev. (ft) | Bottom Depth (ft) |
|---|---|---|
| MW-1B | 99.47 | 16.81 |
| MW-2A | 98.70 | 22.57 |
| MW-2B | 98.90 | 10.53 |
| MW-3 | 99.66 | 11.74 |
| MW-4 | 99.47 | 11.61 |
| MW-5 | 96.95 | 10.53 |
| MW-6 | 99.43 | 14.26 |
| MW-7 | 97.43 | 12.04 |
| Sump | 100.08 | --- |

Well installation logs are presented in the Appendix.

**HYDROGEOLIC CONDITIONS (Malcolm Pirnie 1997)**

Groundwater occurs in the shallow water-bearing zone comprised of overburden and weathered bedrock, and in an underlying aquitard comprised of competent bedrock. The shallow water-bearing zone has limited aquifer potential due to a moderate hydraulic conductivity, and a small saturated thickness. The aquitard consists of the Rhinebeck shale member of the West Falls Formation. The bedrock in the vicinity of Plant 11 is relatively unfractured and slightly weathered. The estimated hydraulic conductivity of the well installed with the aquitard is approximately three to four orders of magnitude less that the estimated hydraulic conductivity of well installed in the shallow water bearing zone. Blasland, Blouck and Lee (1994) calculated the hydraulic conductivity of the interval screened at MW-3 and MW-4 as estimated to be $1.8 \times 10^{-3}$ cm/sec and $4.4 \times 10^{-3}$ cm/sec, respectively. They calculated that the horizontal flow velocities would be between 7 and 90 feet per year. Malcolm Pirnie estimated the horizontal hydraulic gradient in the shallow water bearing zone to an estimated 20 to 40 feet per year. Vertical hydraulic gradients between the shallow water bearing zone and the aquitard are slightly downward.

Based on the hydraulic contours developed for the groundwater flow pattern on April 2014 (after the sump pump was off and the groundwater had stabilized) the horizontal hydraulic gradient was measured to be 0.00292 ft/foot. A groundwater contour map is presented as Figure 4.

## EVALUATION OF REMEDY, PERFORMANCE AND PROTECTIVENESS

### Impact of Shutting Down Groundwater Withdrawal on the Groundwater Elevations

The historical groundwater elevation data for each of the wells was reviewed and results of this analysis are summarized in this section. The plots of the groundwater elevations from December 2010 to February 2022 are presented on Figures 5 through 13. Groundwater elevations in all wells returned to pre-pumping levels and are now subject to the expected seasonal fluctuations.

### Impact on Upgradient Well (MW-1B)

There was no impact on the groundwater elevation in upgradient well MW-1B due to the water withdrawal during pumping of the sump. Historically, this well appears to be unaffected by the pump and treatment system. During the last quarter of monitoring (February 2022) there was no contamination in this well.

### Impact on Deep Well (MW-2A)

Historically this well was not affected by the operation of the pump and treatment system. There does appear to be some seasonal influences as the groundwater elevations are lower in late summer. During the last quarter of monitoring (February 2022) there was no contamination in this well.

### Impact on MW-5 (Distant Downgradient Well)

This distant downgradient well has not been impacted by the operation/non-operation of the pump and treatment system. There are apparent seasonal influences on this well as the groundwater elevations are typically lower in late summer. During the last quarter of monitoring (February 2022) there was no contamination in this well.

### Wells Directly Impacted by the Pump and Treatment System

When the sump pump and treatment system was turned off in February 2013, the groundwater elevations rose quickly (within a month) in wells MW-2B, MW-3, MW-4, MW-6 and MW-7. It appears that these wells returned to their natural levels and then began showing seasonal influences (decrease levels in late summer). Therefore, it can be concluded from this data that the groundwater being treated by the air stripper was from wells MW-2B, MW-3, MW-4, MW-6 and MW-7.

### Groundwater Contour Plot

A plot of the groundwater contours (isopotential) for February 2022 is presented as Figure 14. The plot shows key points. The Cooling Pond is connected to the groundwater and would be expected to influence the groundwater. The second observation is that the overall groundwater direction after the sump has been off is that the overall groundwater flow is toward the northwest. The third key point is that after all the elapsed time from the original release, no groundwater contamination is present in the downgradient well MW-5. In fact the only well

with any contamination at present is Well MW-2B. This is the well in closest proximity the original release.

**Groundwater Quality**

The results of the groundwater monitoring for volatile organic compounds are presented on Table 2 through Table 40 for each of the wells. Historically, Well MW-2B has been the only significantly contaminated well. The plots of contamination in Well MW-2B are presented on Figures 15 through 18. Based on an examination of the data, all of the contaminants are on the decrease with occasional small rebounds.

Prior to turning off the sump pump, the concentration of CFC (Freon) in Well MW-2B was decreasing slowly. Since the pump was turned off, the concentration of Freon has decreased dramatically. This is likely due to natural attenuation. Significantly lower Freon levels in this well are consistent with the goals of this program. Figure 15 presents the historical plot of the Freon levels in this well.

Figures 16, 17, and 18 present the plots of the concentrations of other compounds of interest. These plots all show a steady decline in the concentrations of the chlorinated solvents. These declines were occurring before the sump pump was turned off, but continued to decline after the remediation system was shut down. Natural attenuation is the likely source of these decreases.

## INSTITUTIONAL CONTROLS AND ENGINEERING CONTROLS COMPLIANCE PLAN

**Institutional Controls**

The Site Management Plan (May 2015) established the following Institutional Controls:

- Compliance with the Deed Restriction and the Site Management Plan by the Grantor and the Grantor's successors and assigns;
- All Engineering Controls must be operated and maintained as specified in this Site Management Plan;
- All Engineering Controls and the Controlled Property must be inspected at a frequency and in a manner defined in the Site Management Plan;
- Groundwater, soil vapor and other environmental or public health monitoring must be performed as defined in the Site Management Plan;
- Data and information pertinent to Site Management of the Controlled Property must be reported at the frequency and in the manner defined in the Site Management Plan.

**Evaluation of the Deed Restrictions**

1. The Site has only been used for industrial use as of the date of this report.

2. The property has not been used for a higher use or for residential use as of the date of this report.

3. The Site Management Plan is still in effect.

4. Groundwater underlying the property is not being used as of the date of this report.

5. No new buildings have been added in the area, therefore a vapor intrusion assessment has not been required under the provisions of the Site Management Plan;

**Engineering Controls**

The Site Management Plan identified two engineering controls for this site. The engineering controls are a Sub-Slab Depressurization System (SSD) and Groundwater Monitoring for Natural Attenuation.

**Sub-Slab Depressurization System**

The three sub-slab extraction points are functioning as designed. Records documenting the operation of the system are attached. Frontier Technical Associates verified that a negative pressure was being drawn on the pipes at the three sub-slab depressurization locations and that the vapor extraction fan was in operation.

**Groundwater Monitoring for Natural Attenuation**

Quarterly groundwater monitoring is being performed by Frontier Technical Associates and the results are being submitted to Moog. After the sump pump was shut down, the groundwater elevations in the wells surrounding the remediation trench quickly returned to their natural levels. Natural groundwater migration is to the northwest. An important conclusion is that the concentrations of pollutants in the most contaminated well continued to decline after the remediation system was turned off. The Freon concentration decreased significantly after the remediation system was shut down and the other chlorinated compounds continue to decrease due to natural processes.

## MONITORING PLAN COMPLIANCE REPORT

As presented in other sections of this report, the groundwater monitoring has been in compliance with provision for quarterly groundwater monitoring. The quarterly groundwater monitoring is being conducted by Frontier Technical Associates and the results are presented to Moog, Inc. The quarterly groundwater results are also submitted directly to the NYSDEC via the Equis Program. The groundwater sampling dates since 2014 are as follows:

March 20, 2014
June 12, 2014
August 7, 2014
November 7, 2014
March 27, 2015

May 13, 2015
August 21, 2015
November 3, 2015
February 26, 2016
May 31, 2016
August 12, 2016
November 18, 2016
February 24, 2017
May 26, 2017
August 25, 2017
November 17, 2017
February 23, 2018
May 18, 2018
August 10, 2018
November 30, 2018
February 22, 2019
May 28, 2019
August 30, 2019
November 22, 2019
February 21, 2020
May 22, 2020
August 28, 2020
November 20, 2020
February 12, 2021
May 21, 2021
August 6, 2021
November 22, 2021
February 28, 2022

**RECOMMENDATIONS**

After 17 years of operation, the existing pump and treat remediation system has accomplished all that it is likely to accomplish. Natural remediation processes are continuing to reduce the concentration of Freon and chlorinated volatiles in monitoring well MW-2B. The concentration of remaining contamination is trending towards the analytical detection level. No significant contamination has migrated to the other wells on site over the past 23 years. Therefore, it is recommended that the pump and treat system be shut down permanently and that the quarterly monitoring for volatile contamination and groundwater elevations continue.

Respectively Submitted

STATE OF NEW YORK
DAVID M. HARTY
No. 060830-1
LICENSED PROFESSIONAL ENGINEER

David M. Harty, P.E.
License No. 60830

# Figure 1. Boundary of Site

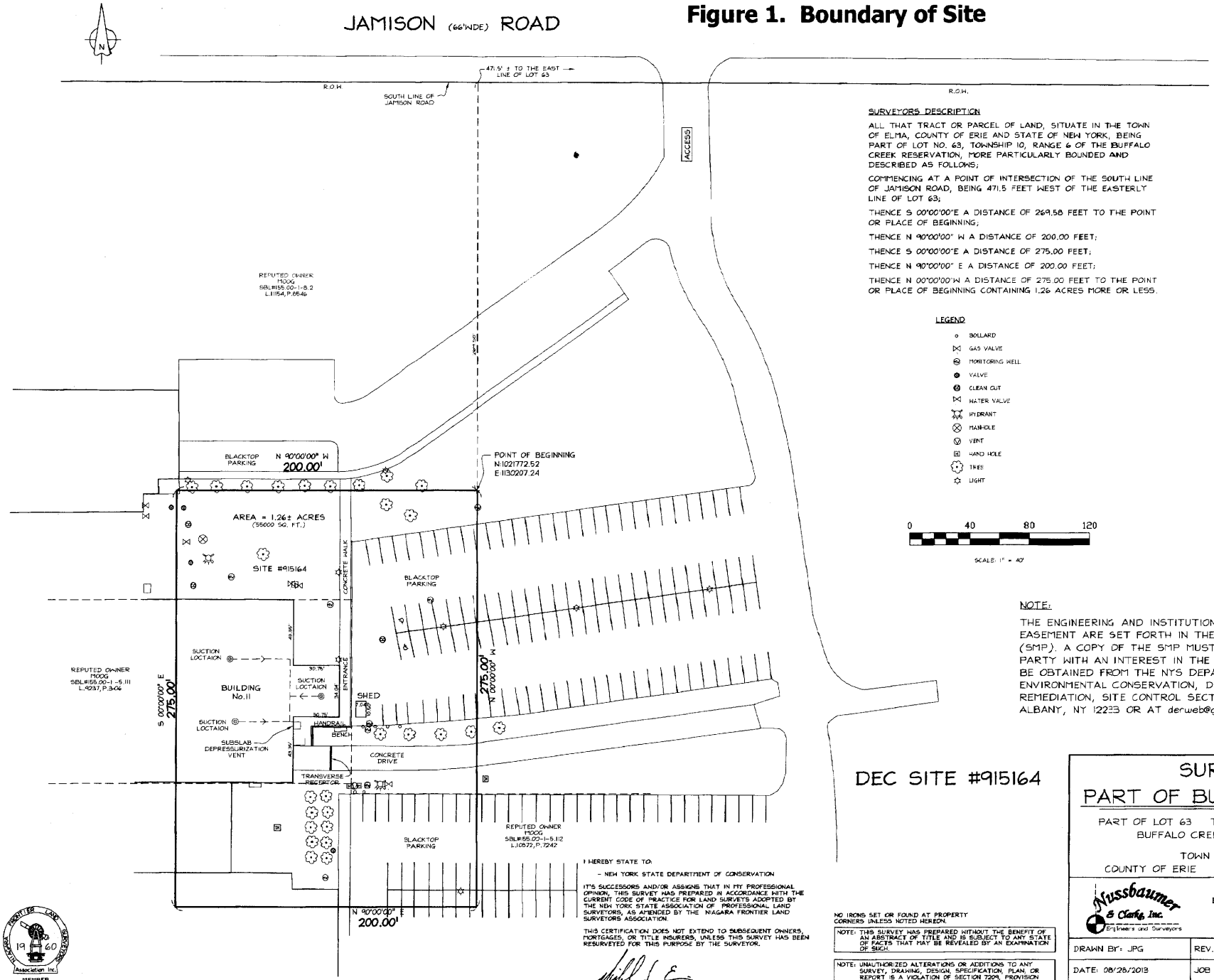


SURVEYORS DESCRIPTION

ALL THAT TRACT OR PARCEL OF LAND, SITUATE IN THE TOWN OF ELMA, COUNTY OF ERIE AND STATE OF NEW YORK, BEING PART OF LOT NO. 63, TOWNSHIP 10, RANGE 6 OF THE BUFFALO CREEK RESERVATION, MORE PARTICULARLY BOUNDED AND DESCRIBED AS FOLLOWS;

COMMENCING AT A POINT OF INTERSECTION OF THE SOUTH LINE OF JAMISON ROAD, BEING 471.5 FEET WEST OF THE EASTERLY LINE OF LOT 63;

THENCE S 00°00'00"E A DISTANCE OF 269.58 FEET TO THE POINT OR PLACE OF BEGINNING;

THENCE N 90°00'00" W A DISTANCE OF 200.00 FEET;

THENCE S 00°00'00"E A DISTANCE OF 275.00 FEET;

THENCE N 90°00'00" E A DISTANCE OF 200.00 FEET;

THENCE N 00°00'00"W A DISTANCE OF 275.00 FEET TO THE POINT OR PLACE OF BEGINNING CONTAINING 1.26 ACRES MORE OR LESS.

LEGEND

- BOLLARD
- GAS VALVE
- MONITORING WELL
- VALVE
- CLEAN OUT
- WATER VALVE
- HYDRANT
- MANHOLE
- VENT
- HAND HOLE
- TREE
- LIGHT

NOTE:

THE ENGINEERING AND INSTITUTIONAL CONTROLS FOR THIS EASEMENT ARE SET FORTH IN THE SITE MANAGEMENT PLAN (SMP). A COPY OF THE SMP MUST BE OBTAINED BY ANY PARTY WITH AN INTEREST IN THE PROPERTY. THE SMP CAN BE OBTAINED FROM THE NYS DEPARTMENT OF ENVIRONMENTAL CONSERVATION, DIVISION OF ENVIRONMENTAL REMEDIATION, SITE CONTROL SECTION, 624 BROADWAY, ALBANY, NY 12233 OR AT derweb@gw.dec.state.ny.us

I HEREBY STATE TO:

- NEW YORK STATE DEPARTMENT OF CONSERVATION

IT'S SUCCESSORS AND/OR ASSIGNS THAT IN MY PROFESSIONAL OPINION, THIS SURVEY HAS PREPARED IN ACCORDANCE WITH THE CURRENT CODE OF PRACTICE FOR LAND SURVEYS ADOPTED BY THE NEW YORK STATE ASSOCIATION OF PROFESSIONAL LAND SURVEYORS, AS AMENDED BY THE NIAGARA FRONTIER LAND SURVEYORS ASSOCIATION.

THIS CERTIFICATION DOES NOT EXTEND TO SUBSEQUENT OWNERS, MORTGAGES, OR TITLE INSURERS, UNLESS THIS SURVEY HAS BEEN RESURVEYED FOR THIS PURPOSE BY THE SURVEYOR.

MICHAEL J. ENNIS, PLS — LICENSE NO. 50415

NO IRONS SET OR FOUND AT PROPERTY CORNERS UNLESS NOTED HEREON.

NOTE: THIS SURVEY HAS PREPARED WITHOUT THE BENEFIT OF AN ABSTRACT OF TITLE AND IS SUBJECT TO ANY STATE OF FACTS THAT MAY BE REVEALED BY AN EXAMINATION OF SUCH.

NOTE: UNAUTHORIZED ALTERATIONS OR ADDITIONS TO ANY SURVEY, DRAWING, DESIGN, SPECIFICATION, PLAN, OR REPORT IS A VIOLATION OF SECTION 7209, PROVISION 2 OF THE NEW YORK STATE EDUCATION LAW.



FRONTIER LAND SURVEYORS ASSOCIATION 1960 Association Inc. MEMBER

# SURVEY OF PART OF BUILDING NO. 11

PART OF LOT 63 TOWNSHIP 10 RANGE 6
BUFFALO CREEK RESERVATION

TOWN OF ELMA
COUNTY OF ERIE STATE OF NEW YORK

Nussbaumer & Clarke, Inc. Engineers and Surveyors
3556 Lake Shore Road
Buffalo, New York 14219-1494
(716) 827-8000
www.nussclarke.com

| | | |
|---|---|---|
| DRAWN BY: JPG | REV. 9-19-13 | SHEET NO. 1 OF 1 |
| DATE: 08/28/2013 | JOB NO. 13.12-0805 | |
| SCALE: 1" = 40' | DWG. NO. | |

Successors to the records of Graf Land Surveyors
Successors to the records of James L. Shisler, Land Surveyor

# Figure 2. Site Location Plan

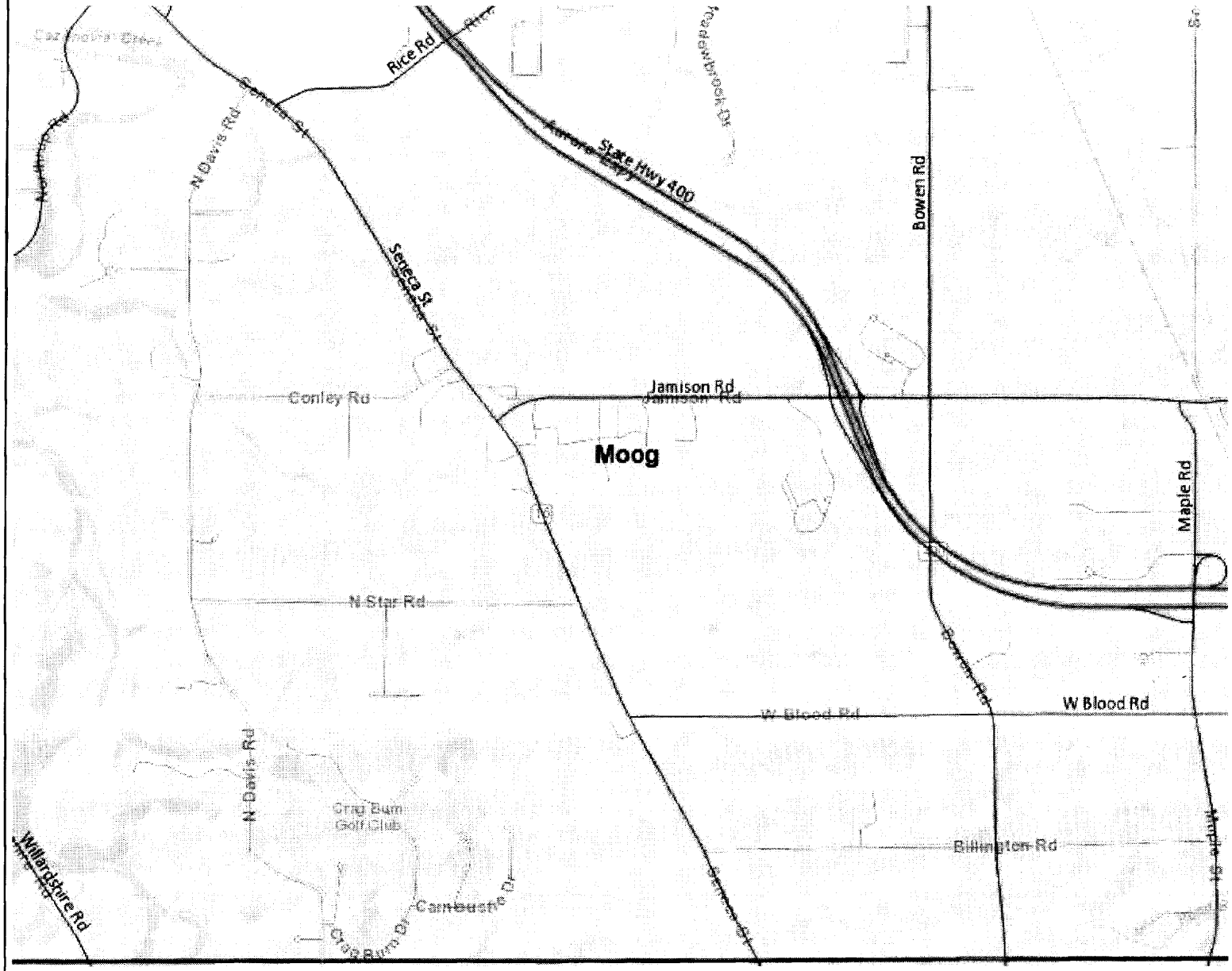


**Legend**

Streets and Highways

- Interstate
- Primary State Road
- Secondary State Road
- County Road
- Local Road

Municipal Boundaries

0 3,009.33 6,018.7 Feet

WGS_1984_Web_Mercator_Auxiliary_Sphere
THIS MAP IS NOT TO BE USED FOR NAVIGATION

**ERIE COUNTY**
**DEPARTMENT OF ENVIRONMENT & PLANNING**
**OFFICE OF GIS**

This map is a user generated static output from an Internet mapping site and is for reference only. Data layers that appear on this map may or may not be accurate, current, or otherwise reliable.

1: 36,112

## Figure 3. General Site Plan and Well Locations

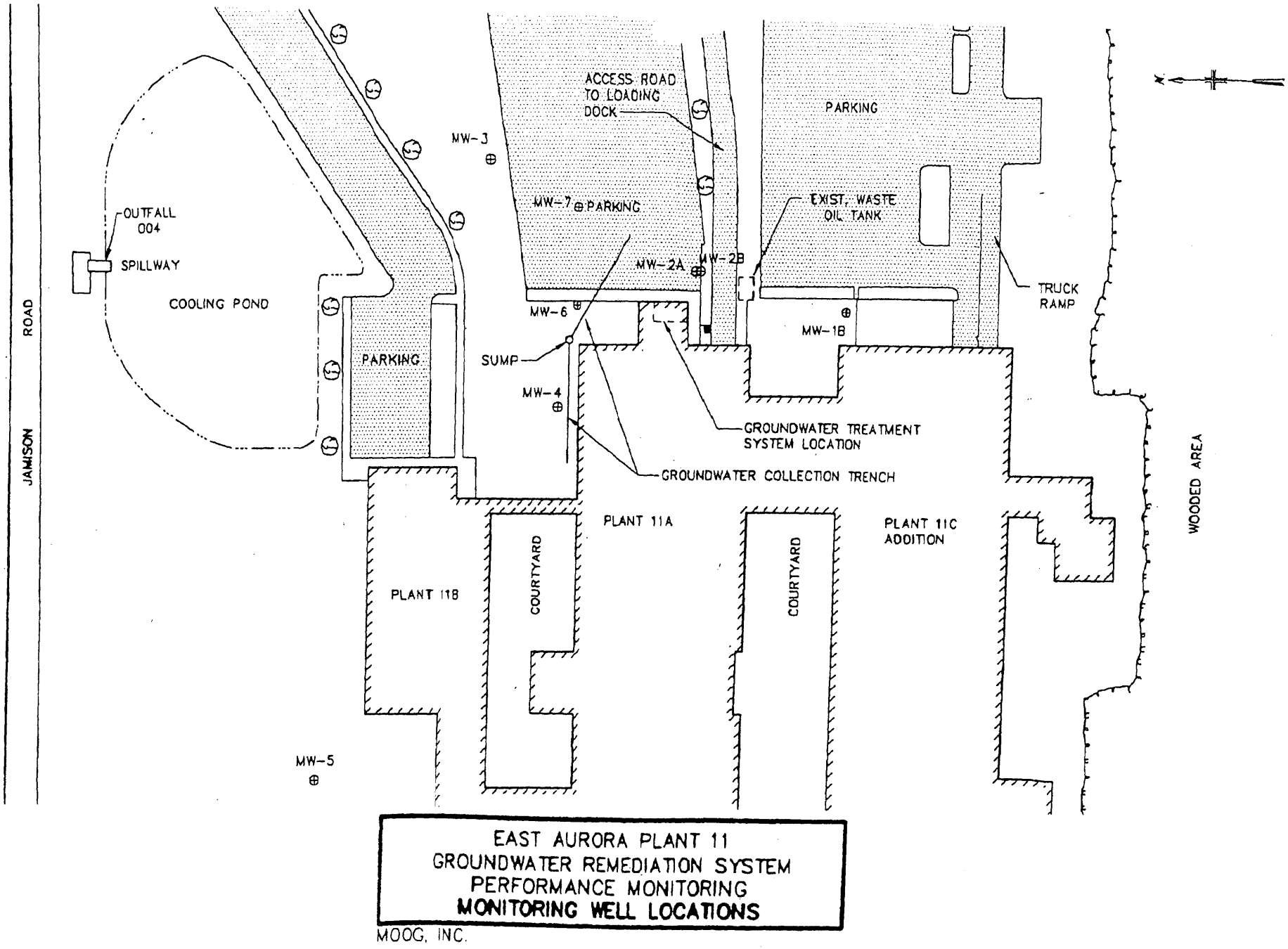

# Figure 4. Moog Plant 11 Aerial Photograph




**Legend**

Streets and Highways

- Interstate
- Primary State Road
- Secondary State Road
- County Road
- Local Road

Municipal Boundaries

0 188.08 376.2 Feet

WGS_1984_Web_Mercator_Auxiliary_Sphere
THIS MAP IS NOT TO BE USED FOR NAVIGATION

**ERIE COUNTY**
**DEPARTMENT OF ENVIRONMENT & PLANNING**
**OFFICE OF GIS**

This map is a user generated static output from an Internet mapping site and is for reference only. Data layers that appear on this map may or may not be accurate, current, or otherwise reliable.

1: 2,257

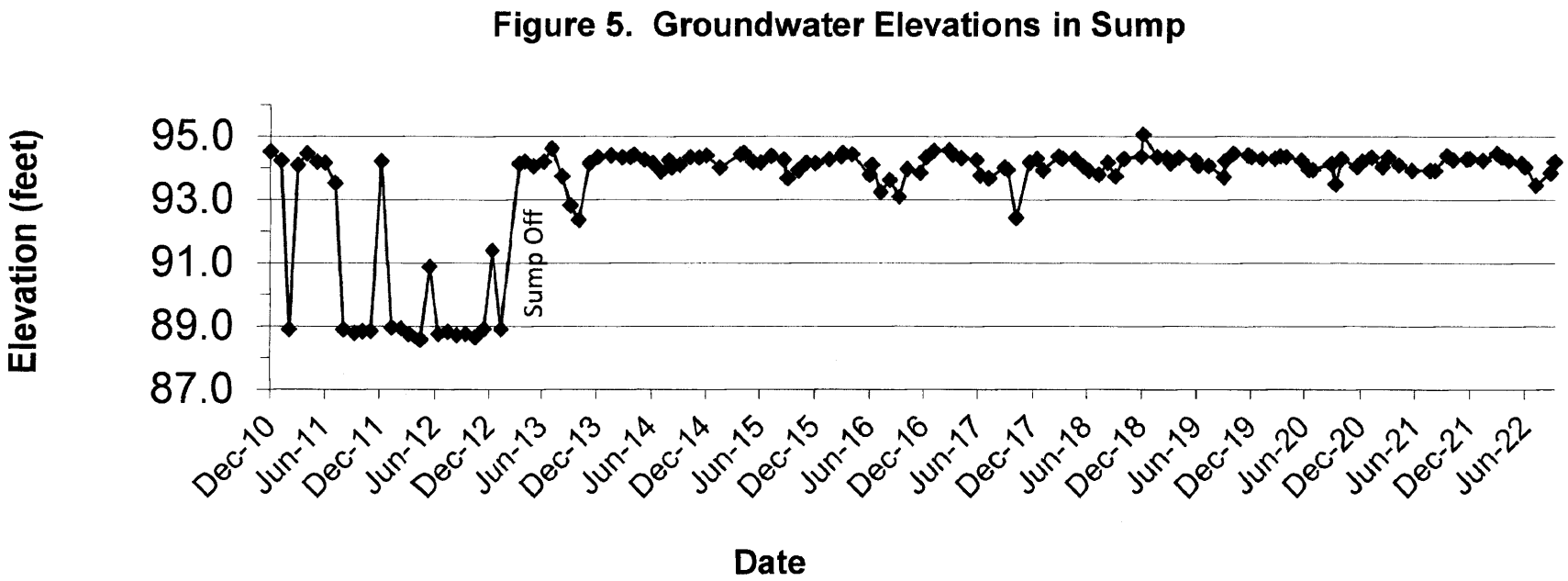
Figure 5. Groundwater Elevations in Sump
Elevation (feet)
95.0
93.0
91.0
89.0
87.0
Sump Off
Dec-10
Jun-11
Dec-11
Jun-12
Dec-12
Jun-13
Dec-13
Jun-14
Dec-14
Jun-15
Dec-15
Jun-16
Dec-16
Jun-17
Dec-17
Jun-18
Dec-18
Jun-19
Dec-19
Jun-20
Dec-20
Jun-21
Dec-21
Jun-22
Date

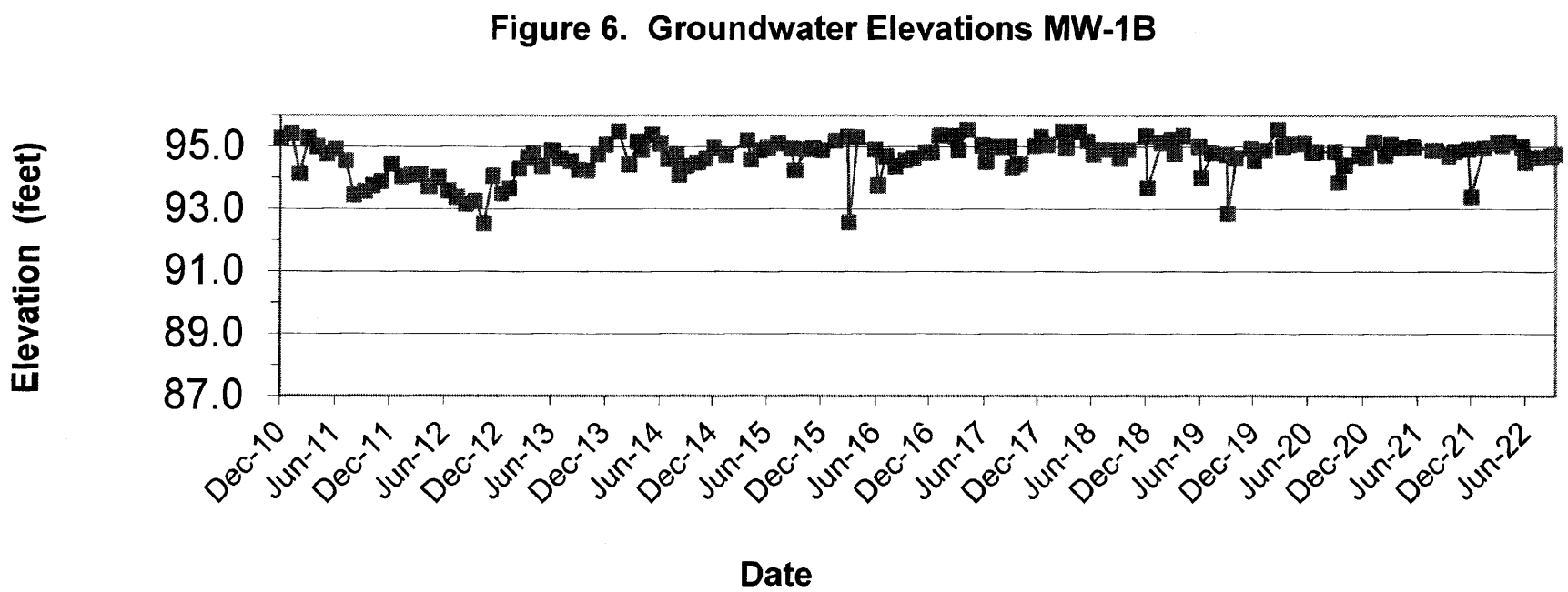
Figure 6. Groundwater Elevations MW-1B
Elevation (feet)
95.0
93.0
91.0
89.0
87.0
Dec-10
Jun-11
Dec-11
Jun-12
Dec-12
Jun-13
Dec-13
Jun-14
Dec-14
Jun-15
Dec-15
Jun-16
Dec-16
Jun-17
Dec-17
Jun-18
Dec-18
Jun-19
Dec-19
Jun-20
Dec-20
Jun-21
Dec-21
Jun-22
Date

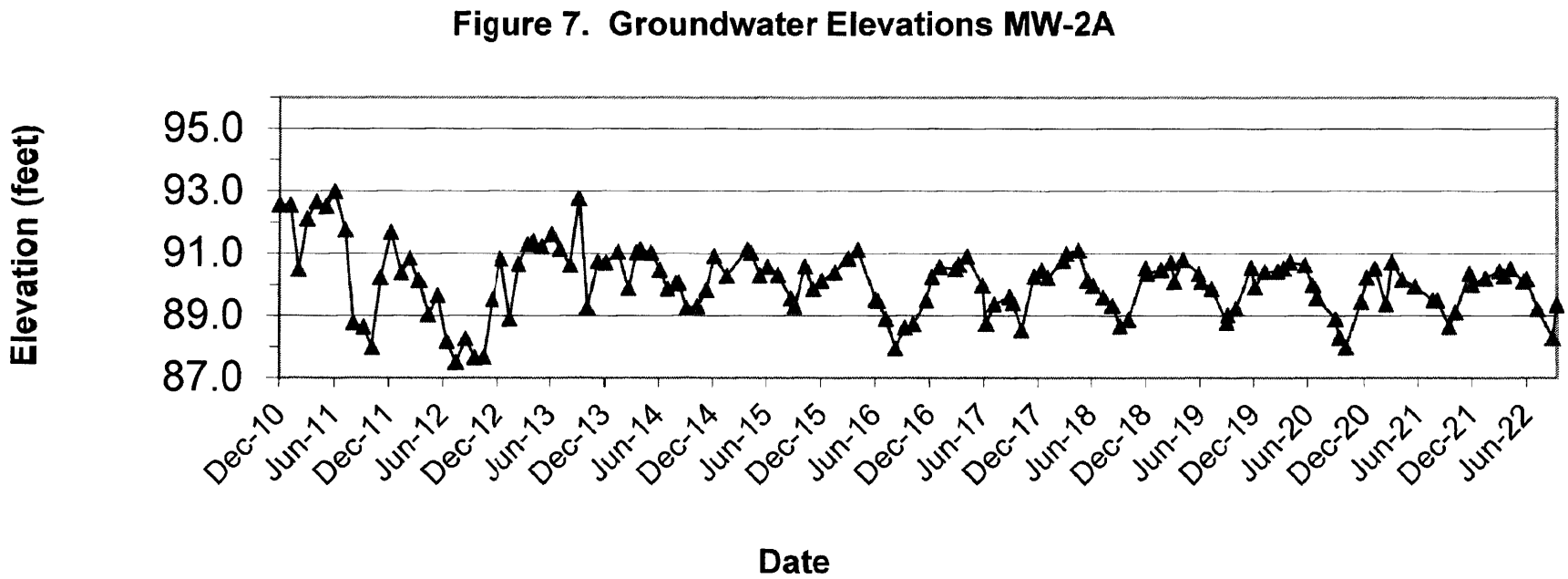
Figure 7. Groundwater Elevations MW-2A
Elevation (feet)
95.0
93.0
91.0
89.0
87.0
Dec-10
Jun-11
Dec-11
Jun-12
Dec-12
Jun-13
Dec-13
Jun-14
Dec-14
Jun-15
Dec-15
Jun-16
Dec-16
Jun-17
Dec-17
Jun-18
Dec-18
Jun-19
Dec-19
Jun-20
Dec-20
Jun-21
Dec-21
Jun-22
Date

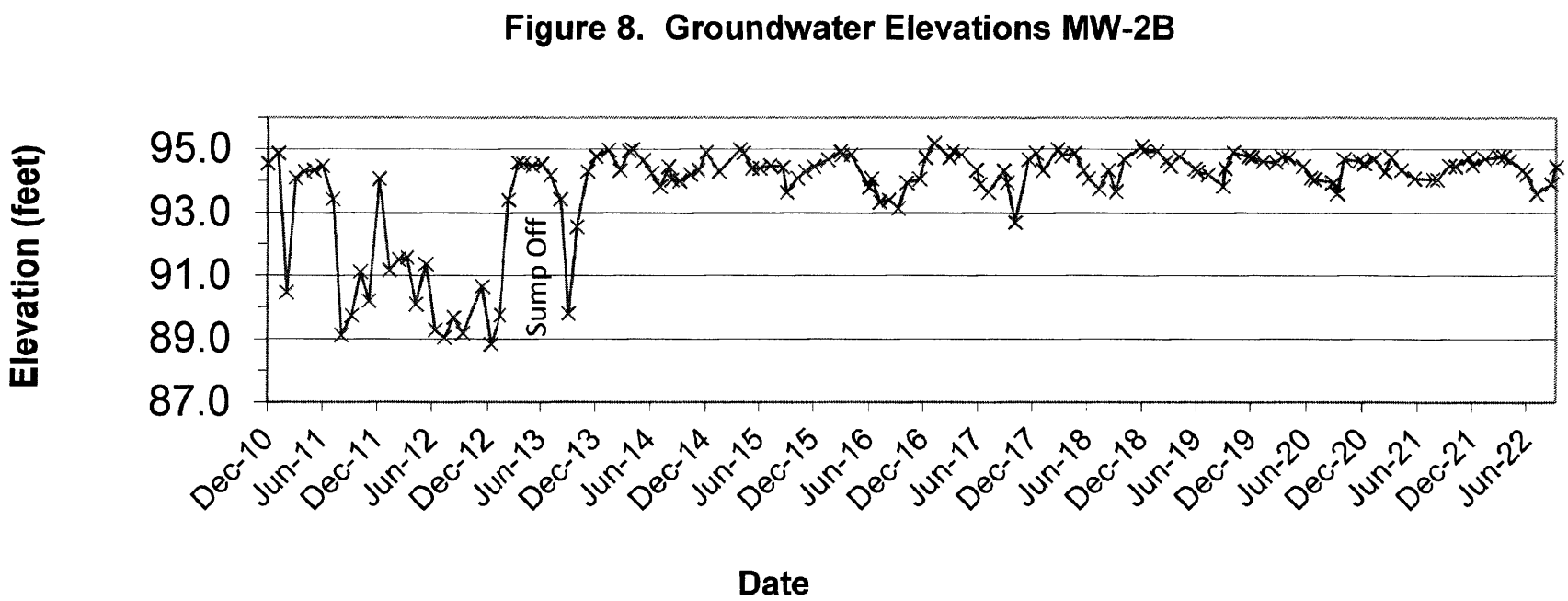
Figure 8. Groundwater Elevations MW-2B
Elevation (feet)
95.0
93.0
91.0
89.0
87.0
Sump Off
Dec-10
Jun-11
Dec-11
Jun-12
Dec-12
Jun-13
Dec-13
Jun-14
Dec-14
Jun-15
Dec-15
Jun-16
Dec-16
Jun-17
Dec-17
Jun-18
Dec-18
Jun-19
Dec-19
Jun-20
Dec-20
Jun-21
Dec-21
Jun-22
Date

**Figure 9. Groundwater Elevations MW-3**

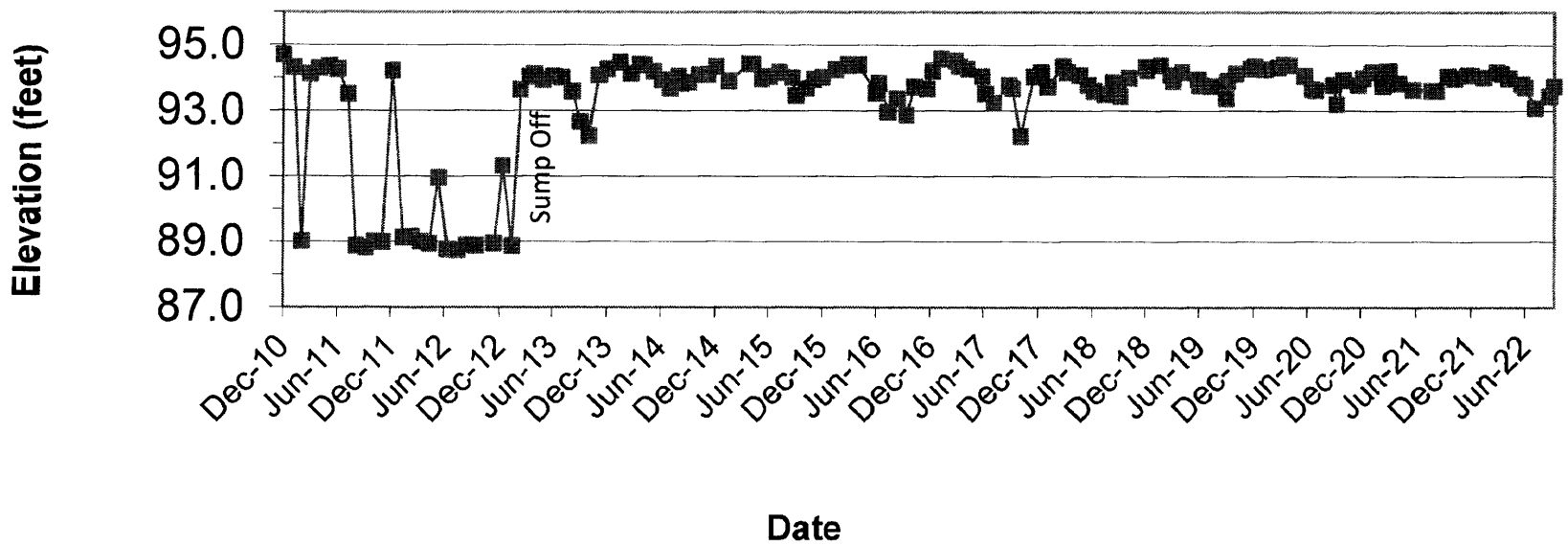

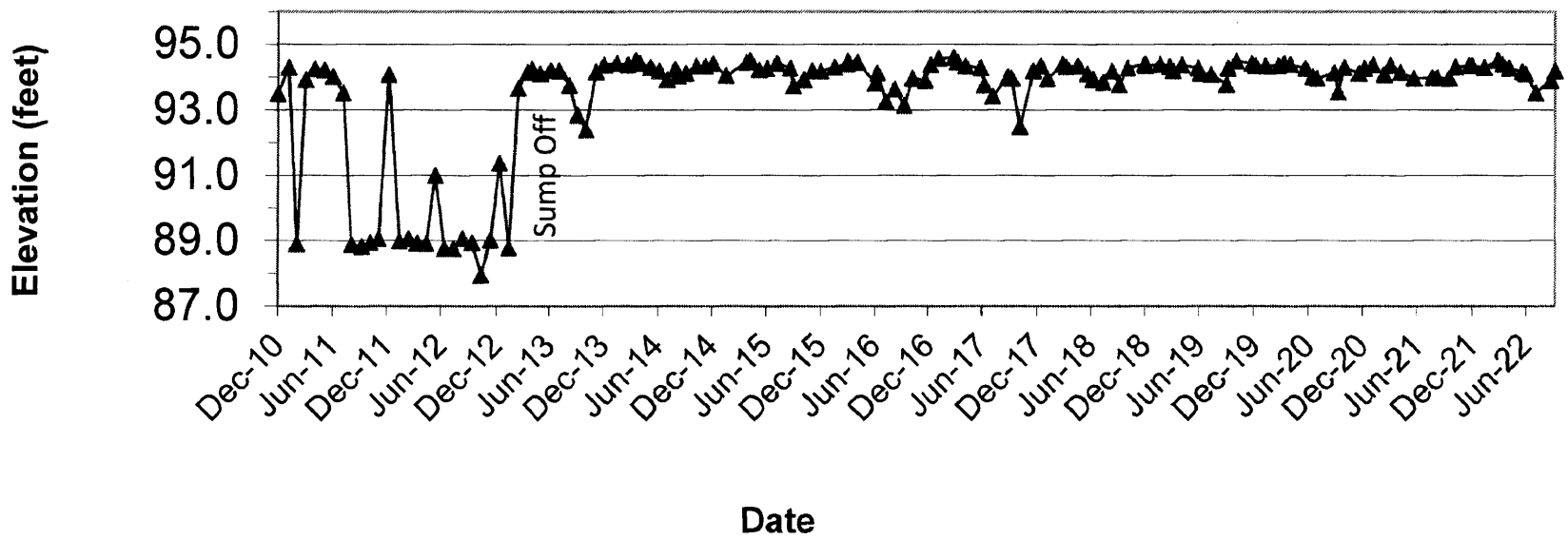
Figure 10. Groundwater Elevations MW-4
Elevation (feet)
95.0
93.0
91.0
89.0
87.0
Sump Off
Dec-10
Jun-11
Dec-11
Jun-12
Dec-12
Jun-13
Dec-13
Jun-14
Dec-14
Jun-15
Dec-15
Jun-16
Dec-16
Jun-17
Dec-17
Jun-18
Dec-18
Jun-19
Dec-19
Jun-20
Dec-20
Jun-21
Dec-21
Jun-22
Date

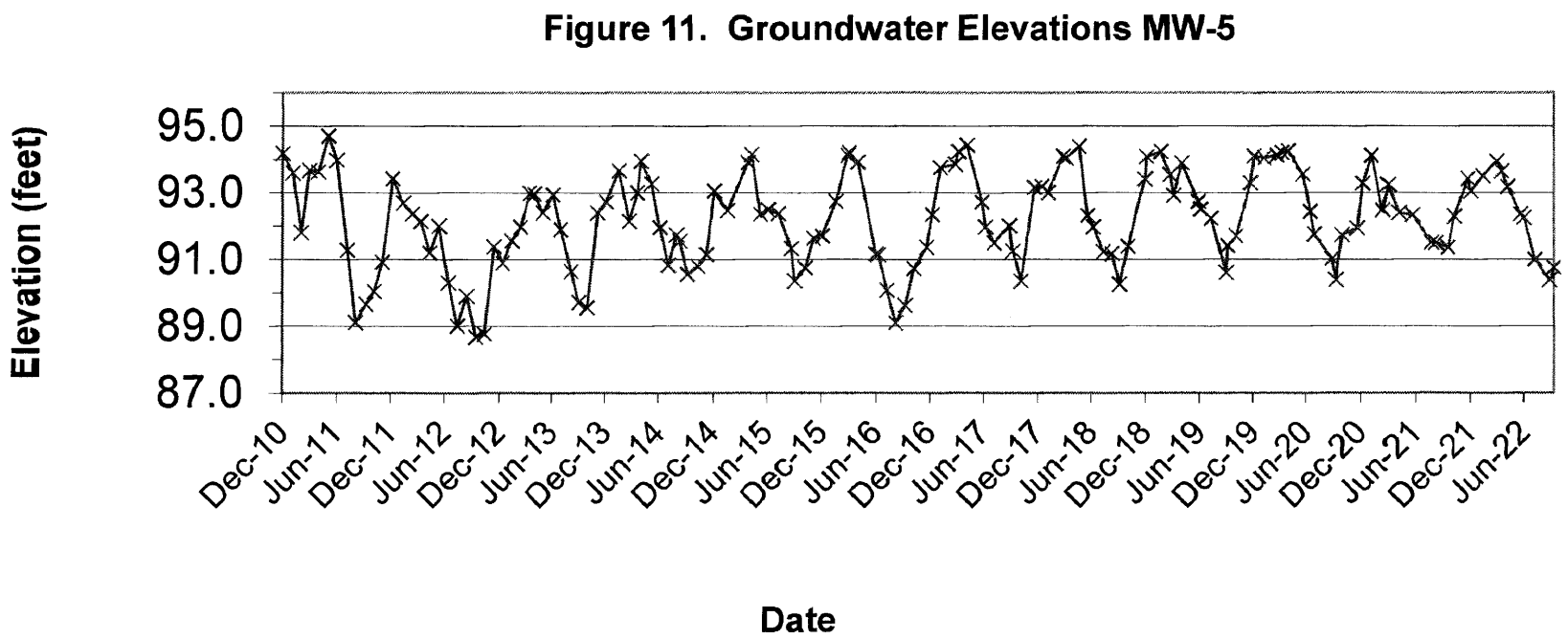
Figure 11. Groundwater Elevations MW-5
Elevation (feet)
95.0
93.0
91.0
89.0
87.0
Dec-10
Jun-11
Dec-11
Jun-12
Dec-12
Jun-13
Dec-13
Jun-14
Dec-14
Jun-15
Dec-15
Jun-16
Dec-16
Jun-17
Dec-17
Jun-18
Dec-18
Jun-19
Dec-19
Jun-20
Dec-20
Jun-21
Dec-21
Jun-22
Date

## Figure 12. Groundwater Elevations MW-6

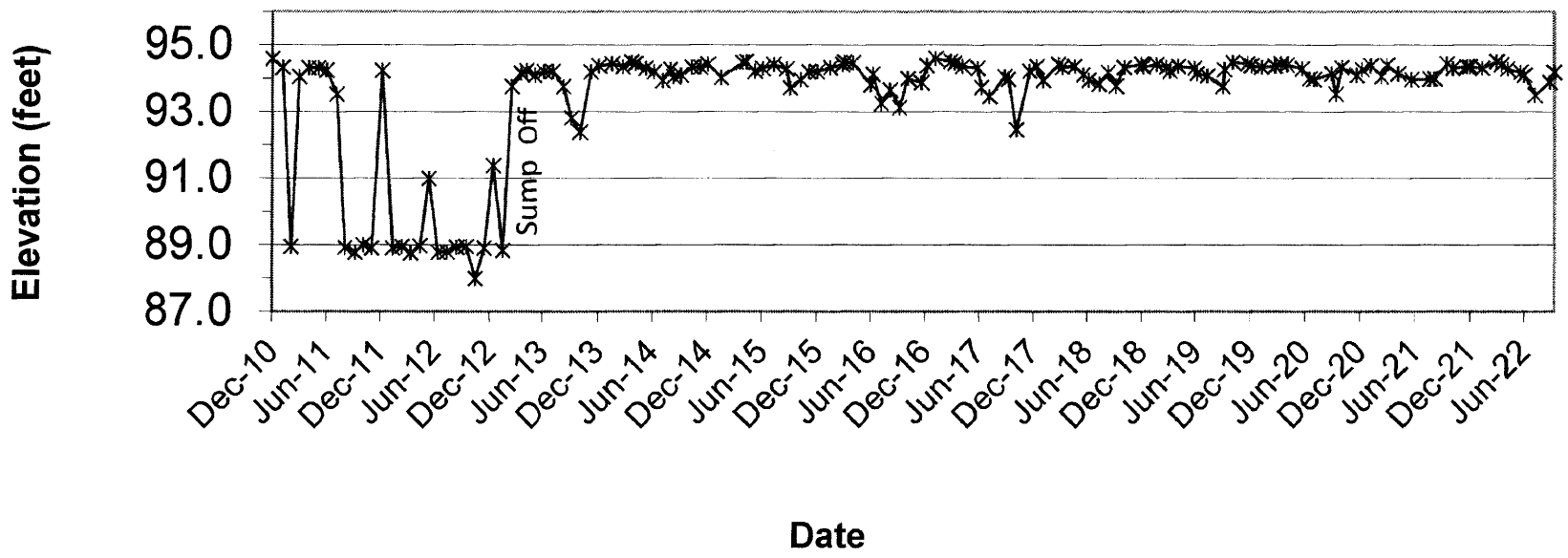

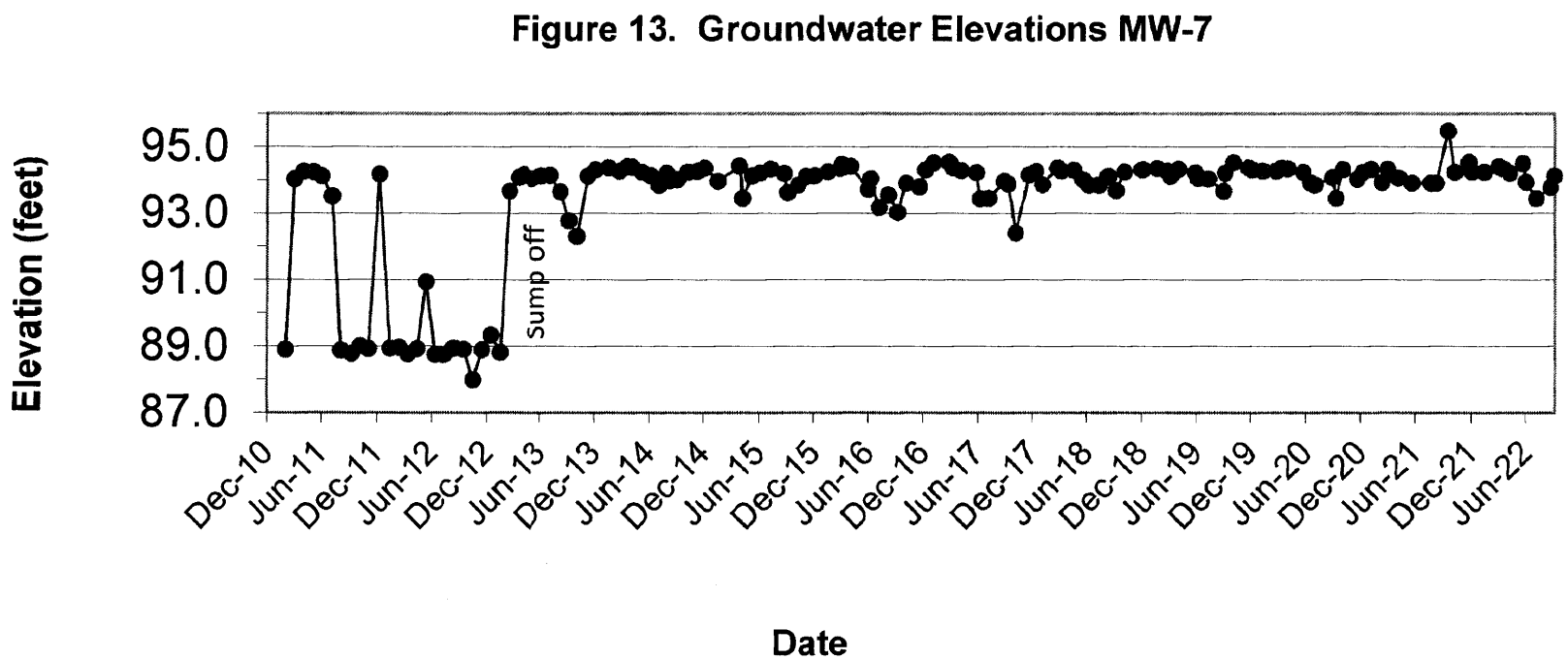
Figure 13. Groundwater Elevations MW-7
Elevation (feet)
95.0
93.0
91.0
89.0
87.0
Sump off
Dec-10
Jun-11
Dec-11
Jun-12
Dec-12
Jun-13
Dec-13
Jun-14
Dec-14
Jun-15
Dec-15
Jun-16
Dec-16
Jun-17
Dec-17
Jun-18
Dec-18
Jun-19
Dec-19
Jun-20
Dec-20
Jun-21
Dec-21
Jun-22
Date

Figure 14.
Groundwater Contour Plot (February 2022)
Moog East Aurora Plant 11

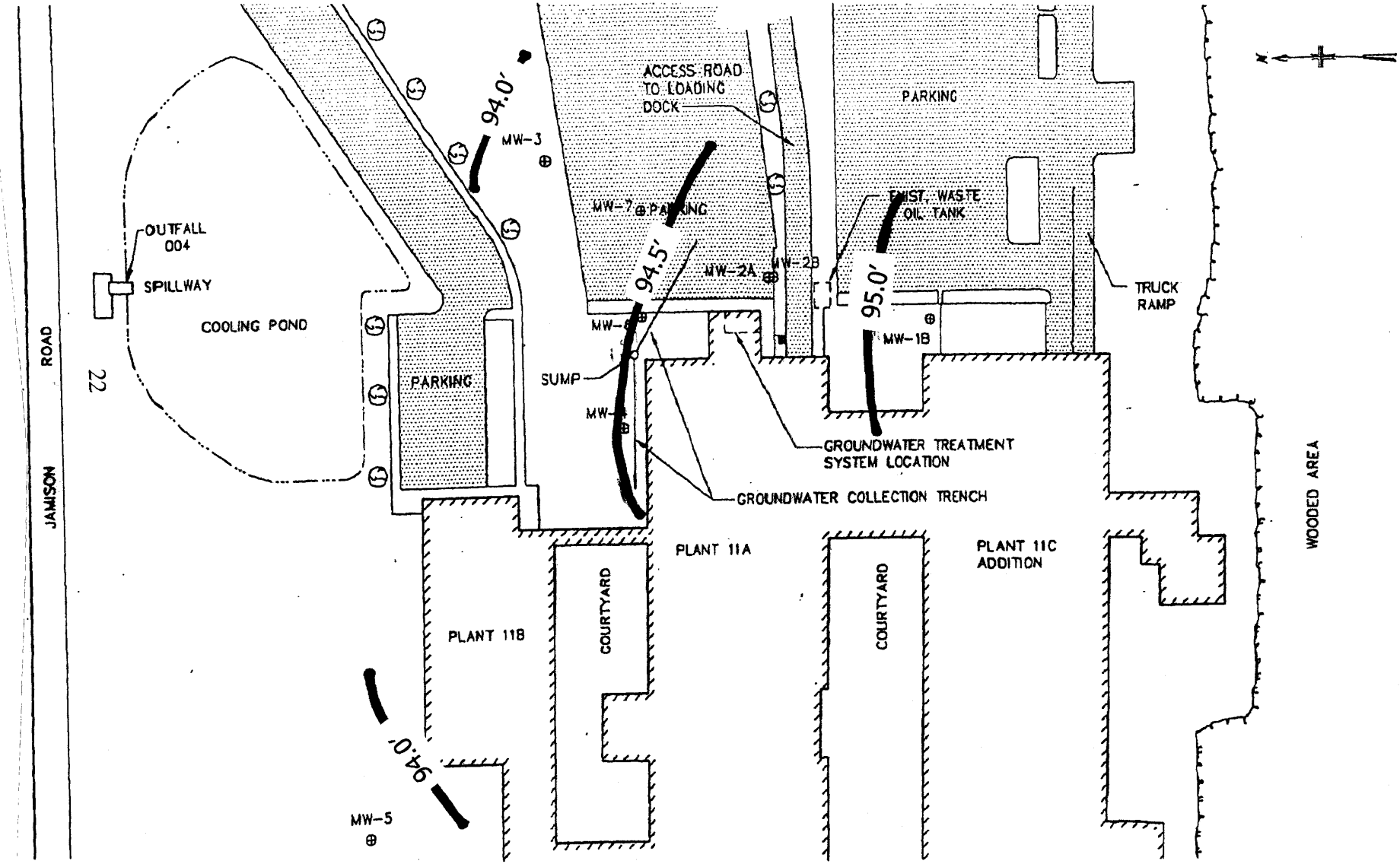

## Figure 15. Concentration of CFC 113 in Well MW-2B

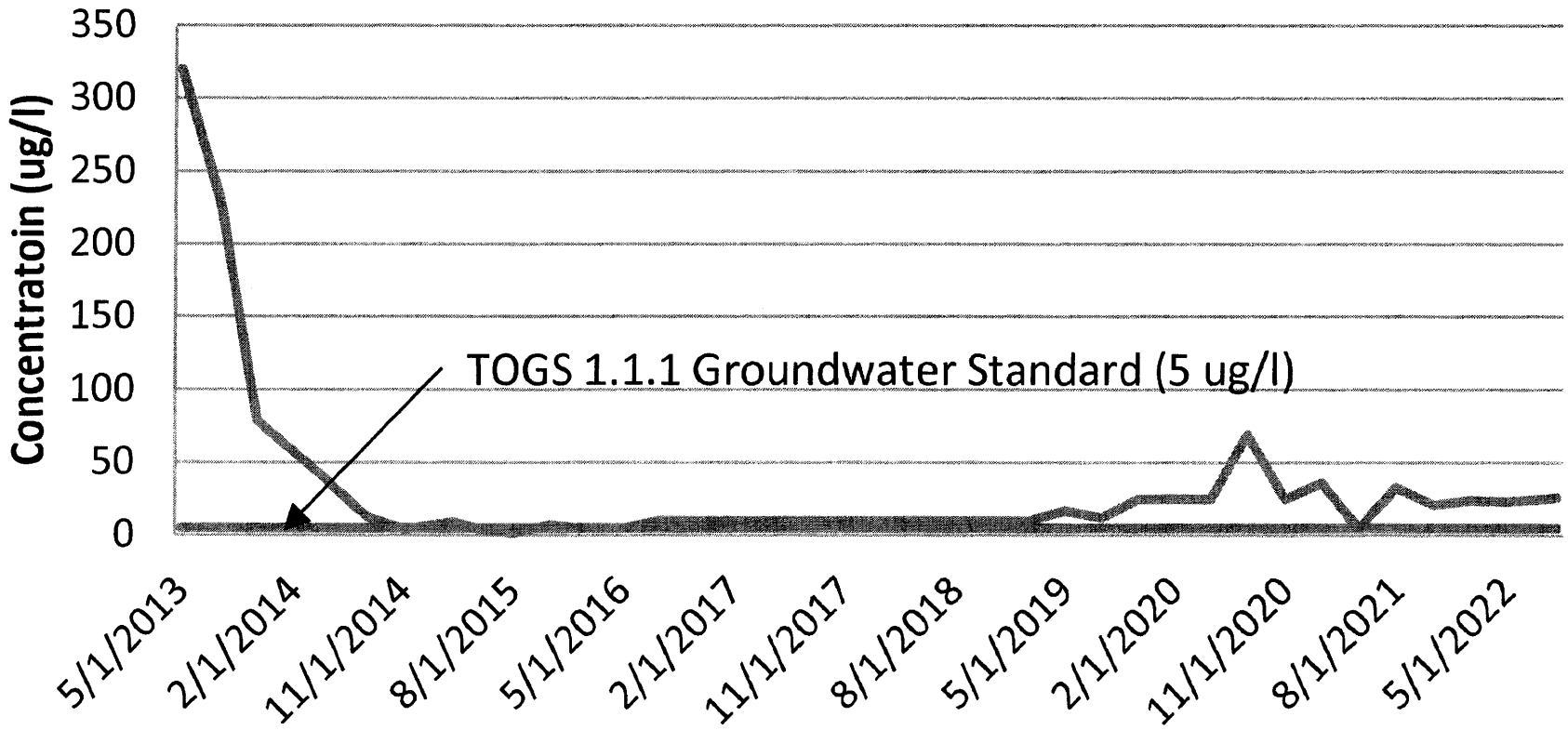

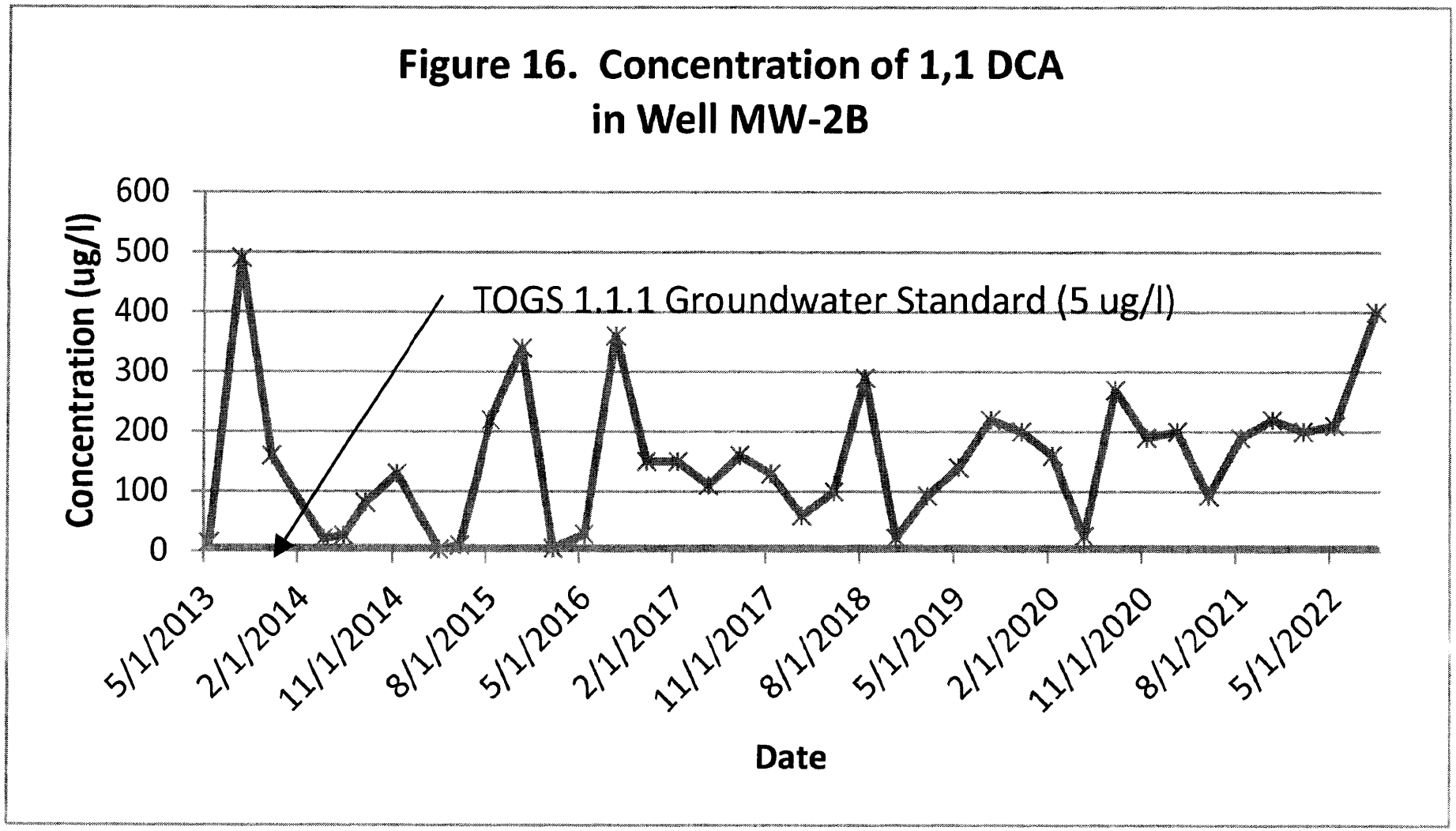
Figure 16. Concentration of 1,1 DCA
in Well MW-2B
Concentration (ug/l)
600
500
400
300
200
100
0
TOGS 1.1.1 Groundwater Standard (5 ug/l)
5/1/2013
2/1/2014
11/1/2014
8/1/2015
5/1/2016
2/1/2017
11/1/2017
8/1/2018
5/1/2019
2/1/2020
11/1/2020
8/1/2021
5/1/2022
Date

## Figure 17. Concentration of TCE in Well MW-2B

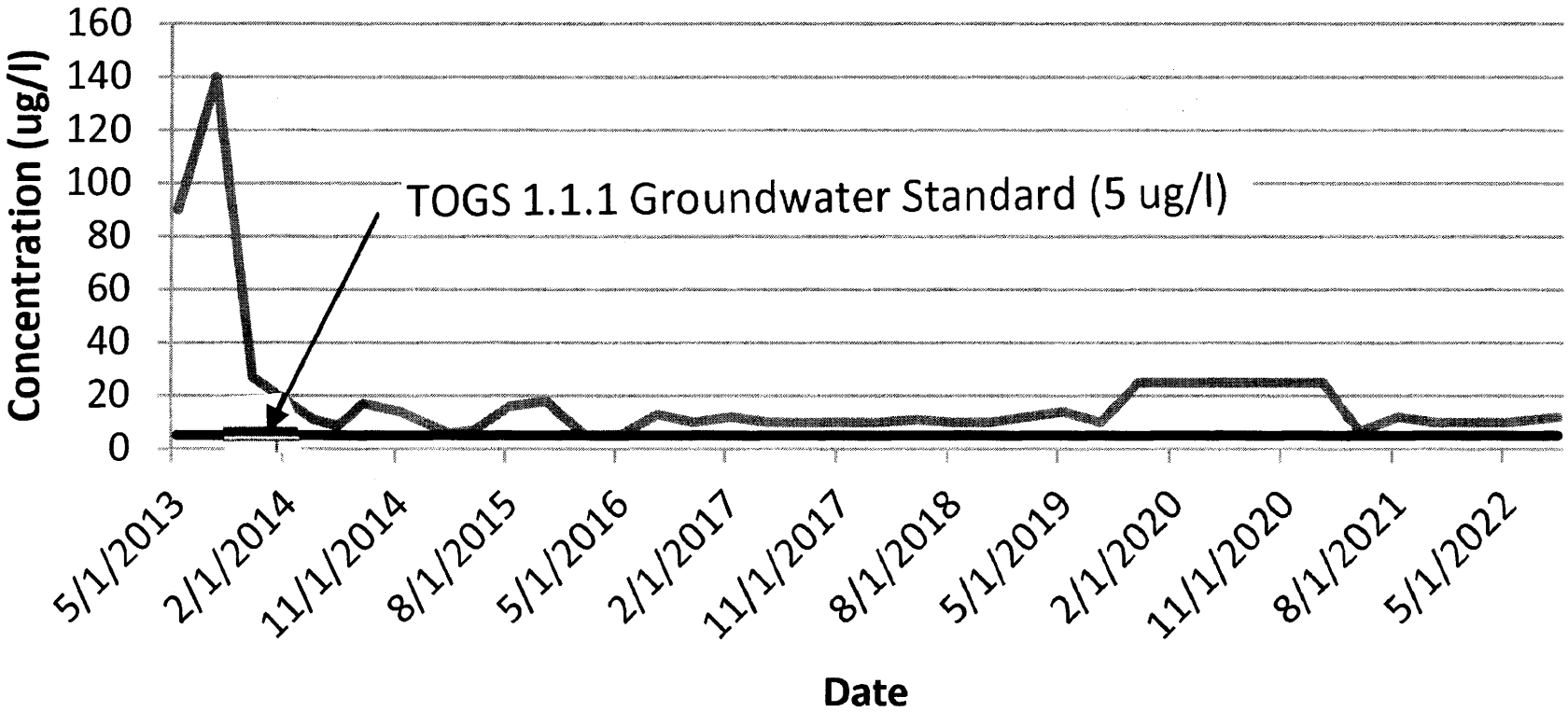

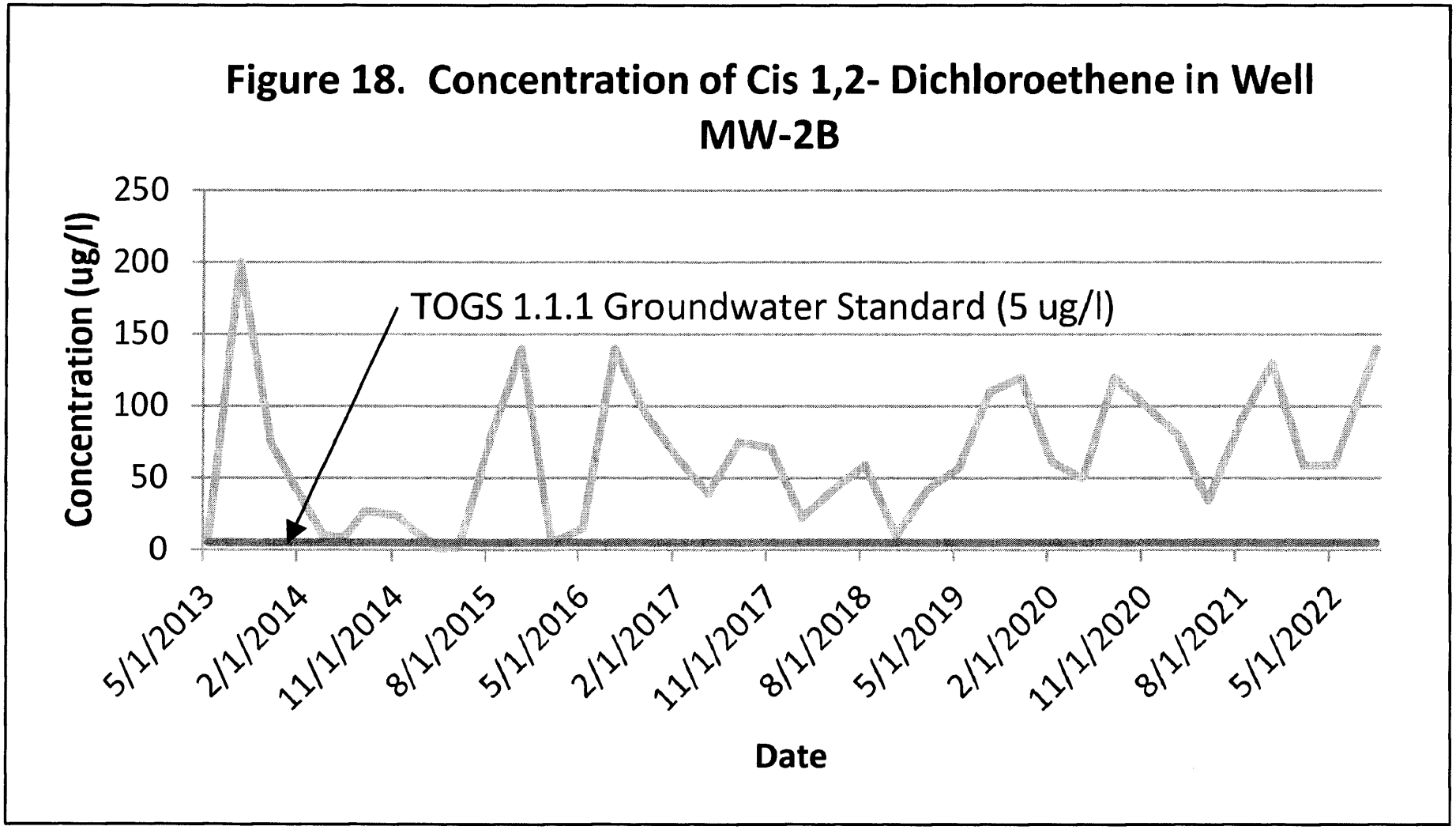
Figure 18. Concentration of Cis 1,2- Dichloroethene in Well MW-2B
Concentration (ug/l)
250
200
150
100
50
0
TOGS 1.1.1 Groundwater Standard (5 ug/l)
5/1/2013
2/1/2014
11/1/2014
8/1/2015
5/1/2016
2/1/2017
11/1/2017
8/1/2018
5/1/2019
2/1/2020
11/1/2020
8/1/2021
5/1/2022
Date

# Table 1. Groundwater Elevations at Moog

| Date | Sump | MW-1B | MW-2A | MW-2B | MW-3 | MW-4 | MW-5 | MW-6 | MW-7 |
|---|---|---|---|---|---|---|---|---|---|
| Dec-10 | 94.52 | 95.27 | 92.55 | 94.55 | 94.70 | 93.49 | 94.18 | 94.58 | 95.00 |
| Jan-11 | 94.24 | 95.43 | 92.55 | 94.87 | 94.32 | 94.29 | 93.60 | 94.32 | 94.26 |
| Feb-11 | 88.90 | 94.14 | 90.48 | 90.47 | 89.02 | 88.91 | 91.81 | 88.95 | 88.90 |
| Mar-11 | 94.10 | 95.29 | 92.11 | 94.10 | 94.12 | 93.92 | 93.68 | 94.04 | 94.03 |
| Apr-11 | 94.47 | 94.99 | 92.67 | 94.29 | 94.30 | 94.25 | 93.63 | 94.31 | 94.26 |
| May-11 | 94.20 | 94.78 | 92.49 | 94.33 | 94.36 | 94.22 | 94.70 | 94.31 | 94.24 |
| Jun-11 | 94.16 | 94.92 | 92.98 | 94.46 | 94.26 | 94.02 | 93.98 | 94.25 | 94.13 |
| Jul-11 | 93.53 | 94.55 | 91.76 | 93.42 | 93.50 | 93.52 | 91.29 | 93.53 | 93.52 |
| Aug-11 | 88.90 | 93.45 | 88.77 | 89.13 | 88.88 | 88.89 | 89.12 | 88.92 | 88.88 |
| Sep-11 | 88.78 | 93.57 | 88.64 | 89.74 | 88.82 | 88.82 | 89.67 | 88.78 | 88.78 |
| Oct-11 | 88.83 | 93.75 | 87.99 | 91.12 | 89.02 | 88.94 | 90.04 | 89.00 | 89.01 |
| Nov-11 | 88.85 | 93.89 | 90.22 | 90.20 | 88.99 | 89.06 | 90.93 | 88.91 | 88.92 |
| Dec-11 | 94.22 | 94.45 | 91.68 | 94.06 | 94.22 | 94.08 | 93.43 | 94.24 | 94.18 |
| Jan-12 | 88.95 | 94.04 | 90.38 | 91.17 | 89.13 | 88.99 | 92.70 | 88.91 | 88.94 |
| Feb-12 | 88.93 | 94.09 | 90.85 | 91.52 | 89.16 | 89.07 | 92.37 | 88.95 | 88.96 |
| Mar-12 | 88.75 | 94.11 | 90.14 | 91.57 | 89.00 | 88.93 | 92.15 | 88.76 | 88.77 |
| Apr-12 | 88.58 | 93.73 | 89.03 | 90.10 | 88.94 | 88.92 | 91.20 | 88.97 | 88.92 |
| May-12 | 90.88 | 94.03 | 89.66 | 91.36 | 90.95 | 90.99 | 92.00 | 90.99 | 90.93 |
| Jun-12 | 88.75 | 93.59 | 88.18 | 89.29 | 88.77 | 88.75 | 90.30 | 88.78 | 88.75 |
| Jul-12 | 88.82 | 93.38 | 87.50 | 89.04 | 88.74 | 88.76 | 89.01 | 88.79 | 88.75 |
| Aug-12 | 88.72 | 93.16 | 88.27 | 89.68 | 88.91 | 89.07 | 89.90 | 88.93 | 88.94 |
| Sep-12 | 88.76 | 93.27 | 87.66 | 89.17 | 88.88 | 88.94 | 88.67 | 88.95 | 88.91 |
| Oct-12 | 88.65 | 92.54 | 87.67 | | | 87.94 | 88.77 | 87.99 | 87.98 |
| Nov-12 | 88.91 | 94.07 | 89.53 | 90.66 | 88.95 | 89.02 | 91.40 | 88.91 | 88.89 |
| Dec-12 | 91.40 | 93.49 | 90.82 | 88.83 | 91.32 | 91.37 | 90.90 | 91.38 | 89.33 |
| Jan-13 | 88.90 | 93.66 | 88.90 | 89.75 | 88.87 | 88.78 | 91.57 | 88.83 | 88.81 |
| Feb-13 | | 94.29 | 90.66 | 93.40 | 93.63 | 93.66 | 91.98 | 93.75 | 93.67 |
| Mar-13 | 94.13 | 94.66 | 91.29 | 94.57 | 94.03 | 94.14 | 92.99 | 94.15 | 94.08 |
| Apr-13 | 94.21 | 94.79 | 91.40 | 94.54 | 94.11 | 94.25 | 92.97 | 94.23 | 94.16 |
| May-13 | 94.06 | 94.38 | 91.22 | 94.47 | 93.94 | 94.10 | 92.39 | 94.10 | 94.04 |
| Jun-13 | 94.20 | 94.88 | 91.61 | 94.53 | 94.05 | 94.21 | 92.94 | 94.20 | 94.13 |
| Jul-13 | 94.62 | 94.62 | 91.14 | 94.17 | 94.01 | 94.20 | 91.90 | 94.21 | 94.15 |
| Aug-13 | 93.74 | 94.54 | 90.63 | 93.42 | 93.58 | 93.75 | 90.64 | 93.75 | 93.65 |
| Sep-13 | 92.82 | 94.25 | 92.77 | 89.80 | 92.66 | 92.83 | 89.72 | 92.81 | 92.78 |
| Oct-13 | 92.36 | 94.23 | 89.27 | 92.54 | 92.23 | 92.39 | 89.56 | 92.38 | 92.31 |
| Nov-13 | 94.15 | 94.75 | 90.75 | 94.29 | 94.08 | 94.16 | 92.39 | 94.19 | 94.11 |
| Dec-13 | 94.35 | 95.06 | 90.70 | 94.77 | 94.27 | 94.37 | 92.72 | 94.37 | 94.31 |
| Jan-13 | 94.39 | 95.49 | 91.05 | 94.97 | 94.48 | 94.43 | 93.66 | 94.43 | 94.37 |
| Feb-14 | 94.34 | 94.44 | 89.88 | 94.32 | 94.13 | 94.38 | 92.15 | 94.35 | 94.27 |
| Mar-14 | 94.35 | 95.17 | 91.03 | 94.95 | 94.41 | 94.50 | 93.00 | 94.49 | 94.42 |
| Apr-14 | 94.42 | 94.90 | 91.13 | 94.98 | 94.38 | 94.43 | 93.95 | 94.44 | 94.40 |
| May-14 | 94.27 | 95.38 | 91.02 | 94.65 | 94.20 | 94.29 | 93.27 | 94.30 | 94.23 |
| Jun-14 | 94.17 | 95.10 | 90.47 | 94.24 | 93.94 | 94.19 | 91.96 | 94.20 | 94.14 |
| Jul-14 | 93.90 | 94.60 | 89.86 | 93.82 | 93.68 | 93.92 | 90.82 | 93.92 | 93.84 |
| Aug-14 | 94.02 | 94.10 | 90.05 | 94.03 | 93.83 | 94.04 | 91.55 | 94.04 | 93.98 |
| Sep-14 | 94.10 | 94.39 | 89.25 | 93.99 | 93.85 | 94.11 | 90.56 | 94.10 | 94.02 |
| Oct-14 | 94.34 | 94.49 | 89.29 | 94.19 | 94.09 | 94.34 | 90.80 | 94.34 | 94.24 |

Table 1. Groundwater Elevations at Moog

| Date | Sump | MW-1B | MW-2A | MW-2B | MW-3 | MW-4 | MW-5 | MW-6 | MW-7 |
|---|---|---|---|---|---|---|---|---|---|
| Dec-14 | 94.39 | 94.96 | 90.92 | 94.90 | 94.35 | 94.41 | 93.05 | 94.42 | 94.36 |
| Jan-15 | 94.01 | 94.73 | 90.28 | 94.29 | 93.91 | 94.05 | 92.47 | 94.02 | 93.96 |
| Mar-15 | 94.44 | 95.20 | 91.13 | 94.99 | 94.43 | 94.45 | 93.90 | 94.48 | 94.43 |
| Apr-15 | 94.48 | 94.59 | 91.02 | 94.88 | 94.41 | 94.50 | 94.15 | 94.50 | 93.45 |
| May-15 | 94.20 | 94.88 | 90.29 | 94.40 | 93.96 | 94.22 | 92.36 | 94.21 | 94.13 |
| Jun-15 | 94.18 | 94.96 | 90.57 | 94.40 | 94.03 | 94.26 | 92.49 | 94.29 | 94.21 |
| Jul-15 | 94.38 | 95.10 | 90.30 | 94.49 | 94.16 | 94.42 | 92.37 | 94.41 | 94.33 |
| Aug-15 | 94.26 | 94.94 | 89.55 | 94.42 | 94.01 | 94.28 | 91.33 | 94.28 | 94.20 |
| Sep-15 | 93.68 | 94.23 | 89.29 | 93.63 | 93.46 | 93.73 | 90.35 | 93.71 | 93.63 |
| Oct-15 | 93.93 | 94.92 | 90.58 | 94.07 | 93.68 | 93.92 | 90.75 | 93.96 | 93.86 |
| Nov-15 | 94.17 | 94.96 | 89.87 | 94.29 | 93.95 | 94.19 | 91.65 | 94.19 | 94.12 |
| Dec-15 | 94.15 | 94.88 | 90.12 | 94.44 | 94.01 | 94.18 | 91.70 | 94.20 | 94.13 |
| Jan-16 | 94.28 | 95.19 | 90.39 | 94.67 | 94.25 | 94.31 | 92.75 | 94.31 | 94.25 |
| Feb-16 | 94.37 | 95.32 | 90.81 | 94.93 | 94.41 | 94.40 | 94.12 | 94.41 | 94.35 |
| Mar-16 | 94.48 | 92.57 | 90.83 | 94.82 | 94.38 | 94.50 | 94.20 | 94.49 | 94.47 |
| Apr-16 | 94.44 | 95.30 | 91.11 | 94.83 | 94.40 | 94.46 | 93.93 | 94.47 | 94.42 |
| May-16 | 93.79 | 94.92 | 89.52 | 93.80 | 93.54 | 93.81 | 91.17 | 93.81 | 93.73 |
| Jun-16 | 94.10 | 93.76 | 89.47 | 94.06 | 93.83 | 94.12 | 91.14 | 94.12 | 94.04 |
| Aug-16 | 93.63 | 94.37 | 87.95 | 93.40 | 93.36 | 93.65 | 89.10 | 93.65 | 93.55 |
| Sep-16 | 93.10 | 94.57 | 88.62 | 93.13 | 92.87 | 93.14 | 89.63 | 93.12 | 93.03 |
| Oct-16 | 93.97 | 94.63 | 88.72 | 93.93 | 93.73 | 93.97 | 90.73 | 93.99 | 93.91 |
| Nov-16 | 93.85 | 94.81 | 89.49 | 94.05 | 93.67 | 93.89 | 91.36 | 93.87 | 93.80 |
| Dec-16 | 94.34 | 94.83 | 90.25 | 94.73 | 94.21 | 94.37 | 92.34 | 94.38 | 94.31 |
| Jan-17 | 94.55 | 95.37 | 90.56 | 95.20 | 94.58 | 94.57 | 93.75 | 94.58 | 94.52 |
| Feb-17 | 94.56 | 95.34 | 90.49 | 94.73 | 94.52 | 94.60 | 93.85 | 94.51 | 94.54 |
| Mar-17 | 94.42 | 94.88 | 90.64 | 94.94 | 94.35 | 94.46 | 94.23 | 94.45 | 94.38 |
| Mar-17 | 94.42 | 94.88 | 90.64 | 94.94 | 94.35 | 94.46 | 94.23 | 94.45 | 94.38 |
| Apr-17 | 94.32 | 95.54 | 90.90 | 94.83 | 94.27 | 94.35 | 94.42 | 94.36 | 94.29 |
| May-17 | 94.25 | 95.05 | 89.97 | 94.33 | 94.05 | 94.28 | 92.72 | 94.30 | 94.23 |
| Jun-17 | 93.76 | 94.53 | 88.73 | 93.89 | 93.52 | 93.76 | 91.98 | 93.72 | 93.44 |
| Jul-17 | 93.68 | 94.99 | 89.37 | 93.63 | 93.23 | 93.42 | 91.50 | 93.45 | 93.45 |
| Aug-17 | 94.01 | 95.00 | 89.60 | 94.31 | 93.78 | 94.01 | 92.00 | 94.04 | 93.96 |
| Sep-17 | 93.95 | 94.34 | 89.41 | 93.95 | 93.68 | 93.97 | 91.26 | 93.97 | 93.89 |
| Oct-17 | 92.43 | 94.45 | 88.53 | 92.68 | 92.22 | 92.48 | 90.35 | 92.46 | 92.40 |
| Nov-17 | 94.18 | 95.03 | 90.26 | 94.68 | 94.03 | 94.20 | 93.16 | 94.22 | 94.16 |
| Dec-17 | 94.29 | 95.32 | 90.46 | 94.87 | 94.16 | 94.35 | 93.19 | 94.35 | 94.27 |
| Jan-18 | 93.93 | 95.06 | 90.22 | 94.33 | 93.73 | 93.95 | 93.01 | 93.94 | 93.87 |
| Feb-18 | 94.36 | 95.49 | 90.76 | 94.99 | 94.36 | 94.39 | 94.10 | 94.41 | 94.36 |
| Mar-18 | 94.30 | 94.96 | 91.00 | 94.80 | 94.16 | 94.32 | 94.05 | 94.34 | 94.28 |
| Apr-18 | 94.30 | 95.49 | 91.10 | 94.87 | 94.08 | 94.34 | 94.39 | 94.36 | 94.30 |
| May-18 | 94.06 | 95.19 | 90.13 | 94.32 | 93.79 | 94.10 | 92.32 | 94.11 | 94.01 |
| Jun-18 | 93.92 | 94.76 | 89.96 | 94.07 | 93.60 | 93.93 | 91.98 | 93.95 | 93.86 |
| Jul-18 | 93.80 | 94.91 | 89.59 | 93.74 | 93.50 | 93.84 | 91.24 | 93.83 | 93.85 |
| Aug-18 | 94.18 | 94.91 | 89.32 | 94.33 | 93.86 | 94.19 | 91.17 | 94.17 | 94.12 |
| Sep-18 | 93.74 | 94.62 | 88.66 | 93.67 | 93.44 | 93.76 | 90.26 | 93.76 | 93.68 |
| Oct-18 | 94.30 | 94.91 | 88.87 | 94.68 | 94.00 | 94.28 | 91.39 | 94.32 | 94.24 |
| Nov-18 | 94.36 | 95.34 | 90.53 | 95.09 | 94.34 | 94.40 | 93.41 | 94.42 | 94.31 |

| Date | Sump | MW-1B | MW-2A | MW-2B | MW-3 | MW-4 | MW-5 | MW-6 | MW-7 |
|---|---|---|---|---|---|---|---|---|---|
| Dec-18 | 95.06 | 93.68 | 90.35 | 94.93 | 94.24 | 94.36 | 94.08 | 94.35 | 94.32 |
| Jan-19 | 94.35 | 95.12 | 90.47 | 94.93 | 94.38 | 94.39 | 94.23 | 94.41 | 94.35 |
| Feb-19 | 94.33 | 95.23 | 90.70 | 94.63 | 94.09 | 94.32 | 93.55 | 94.33 | 94.28 |
| Mar-19 | 94.15 | 94.79 | 90.09 | 94.47 | 93.89 | 94.19 | 92.93 | 94.21 | 94.12 |
| Apr-19 | 94.34 | 95.35 | 90.79 | 94.77 | 94.18 | 94.37 | 93.89 | 94.36 | 94.33 |
| May-19 | 94.25 | 95.00 | 90.34 | 94.40 | 93.96 | 94.28 | 92.74 | 94.30 | 94.22 |
| Jun-19 | 94.08 | 94.00 | 90.09 | 94.29 | 93.78 | 94.12 | 92.51 | 94.14 | 94.06 |
| Jul-19 | 94.08 | 94.80 | 89.87 | 94.22 | 93.75 | 94.09 | 92.24 | 94.08 | 94.04 |
| Aug-19 | 93.72 | 94.74 | 88.78 | 93.83 | 93.38 | 93.76 | 90.61 | 93.75 | 93.67 |
| Sep-19 | 94.23 | 92.85 | 89.02 | 94.39 | 93.90 | 94.27 | 91.41 | 94.26 | 94.21 |
| Oct-19 | 94.46 | 94.63 | 89.22 | 94.90 | 94.13 | 94.49 | 91.71 | 94.48 | 94.53 |
| Nov-19 | 94.40 | 94.94 | 90.54 | 94.77 | 94.28 | 94.42 | 93.30 | 94.43 | 94.38 |
| Dec-19 | 94.35 | 94.55 | 89.92 | 94.73 | 94.36 | 94.36 | 94.10 | 94.38 | 94.31 |
| Jan-20 | 94.30 | 94.89 | 90.41 | 94.61 | 94.26 | 94.35 | 94.05 | 94.34 | 94.28 |
| Feb-20 | 94.31 | 95.55 | 90.42 | 94.58 | 94.32 | 94.35 | 94.13 | 94.37 | 94.28 |
| Mar-20 | 94.38 | 95.01 | 90.52 | 94.76 | 94.39 | 94.41 | 94.20 | 94.43 | 94.36 |
| Apr-20 | 94.36 | 95.07 | 90.71 | 94.72 | 94.38 | 94.38 | 94.24 | 94.40 | 94.34 |
| May-20 | 94.25 | 95.10 | 90.62 | 94.46 | 94.07 | 94.27 | 93.55 | 94.28 | 94.23 |
| Jun-20 | 93.95 | 94.82 | 89.99 | 94.09 | 93.67 | 94.01 | 92.44 | 93.99 | 93.92 |
| Jun-20 | 93.94 | 94.85 | 89.57 | 94.04 | 93.62 | 93.97 | 91.76 | 93.97 | 93.85 |
| Aug-20 | 94.13 | 94.85 | 88.89 | 93.95 | 93.79 | 94.13 | 91.02 | 94.14 | 94.08 |
| Sep-20 | 93.50 | 93.87 | 88.29 | 93.59 | 93.20 | 93.55 | 90.40 | 93.53 | 93.46 |
| Oct-20 | 94.29 | 94.41 | 87.99 | 94.68 | 93.94 | 94.30 | 91.74 | 94.32 | 94.32 |
| Nov-20 | 94.05 | 94.73 | 89.44 | 94.62 | 93.79 | 94.11 | 91.94 | 94.09 | 94.03 |
| Dec-20 | 94.22 | 94.66 | 90.22 | 94.55 | 93.99 | 94.27 | 93.29 | 94.26 | 94.22 |
| Jan-21 | 94.34 | 95.16 | 90.52 | 94.69 | 94.18 | 94.38 | 94.12 | 94.38 | 94.32 |
| Feb-21 | 94.04 | 94.73 | 89.37 | 94.27 | 93.75 | 94.07 | 92.48 | 94.05 | 93.93 |
| Mar-21 | 94.35 | 95.07 | 90.72 | 94.75 | 94.21 | 94.36 | 93.25 | 94.40 | 94.33 |
| Apr-21 | 94.10 | 94.97 | 90.16 | 94.35 | 93.83 | 94.14 | 92.39 | 94.13 | 94.07 |
| May-21 | 93.93 | 94.99 | 89.94 | 94.08 | 93.63 | 93.97 | 92.33 | 93.96 | 93.91 |
| Jul-21 | 93.93 | 94.87 | 89.50 | 94.04 | 93.61 | 93.98 | 91.51 | 93.98 | 93.91 |
| Aug-21 | 93.93 | 94.87 | 89.50 | 94.04 | 93.61 | 93.98 | 91.51 | 93.98 | 93.91 |
| Sep-21 | 94.40 | 94.71 | 88.65 | 94.49 | 94.05 | 93.97 | 91.36 | 94.43 | 95.48 |
| Oct-21 | 94.26 | 94.85 | 89.10 | 94.46 | 93.98 | 94.31 | 92.30 | 94.30 | 94.25 |
| Nov-21 | 94.30 | 94.92 | 90.35 | 94.74 | 94.09 | 94.35 | 93.43 | 94.35 | 94.54 |
| Dec-21 | 94.31 | 93.40 | 89.99 | 94.50 | 94.08 | 94.35 | 93.04 | 94.35 | 94.25 |
| Jan-22 | 94.25 | 94.96 | 90.20 | 94.70 | 94.01 | 94.30 | 93.50 | 94.30 | 94.23 |
| Feb-22 | 94.47 | 95.13 | 90.44 | 94.77 | 94.18 | 94.51 | 93.95 | 94.51 | 94.41 |

## TABLE 2
## SUMMARY OF ANALYTICAL TESTING RESULTS FOR MOOG
## October 2009
## (Concentration in ug/l)

| COMPOUND | MW-1B | MW-2A | MW-2B | MW-3 | MW-4 | MW-5 | MW-6 | MW-7 |
|---|---|---|---|---|---|---|---|---|
| 1,1,1-TRICHLOROETHANE (TCA) | 1.0 U | 1.0 U | 34 | 1.0 U | 1.0 U | 1.0 U | 1.0 U | 1.0 U |
| 1,1,2-TRICHLOROTRIFLUOROETHANE (CFC 113) | 1.0 U | 1.0 U | 880 | 1.0 U | 1.0 U | 1.0 U | 1.0 U | 1.0 U |
| 1,1-DICHLOROETHANE (1,1-DCA) | 1.0 U | 1.0 U | 510 | 1.0 U | 3.2 | 1.0 U | 1.0 U | 1.0 U |
| 1,1-DICHLOROETHENE (1,1-DCE) | 1.0 U | 1.0 U | 29 | 1.0 U | 1.0 U | 1.0 U | 1.0 U | 1.0 U |
| TETRACHLOROETHENE (PCE) | 1.0 U | 1.0 U | 83 | 1.0 U | 1.0 U | 1.0 U | 1.0 U | 1.0 U |
| TRICHLOROETHENE (TCE) | 1.0 U | 1.0 U | 510 | 1.0 U | 1.0 U | 1.0 U | 1.0 U | 1.0 U |
| CIS-1,2-DICHLOROETHENE | 1.0 U | 1.0 U | 300 | 1.0 U | 1.0 U | 1.0 U | 1.0 U | 1.0 U |

U = Not Detected, J = Estimated

## TABLE 3
## SUMMARY OF ANALYTICAL TESTING RESULTS FOR MOOG
## October 2010
## (Concentrations in ug/l)

| COMPOUND | MW-1B | MW-2A | MW-2B | MW-3 | MW-4 | MW-5 | MW-6 | MW-7 |
|---|---|---|---|---|---|---|---|---|
| 1,1,1-TRICHLOROETHANE (TCA) | 1.0 U | 1.0 U | 41 | 1.0 U | 1.0 U | 1.0 U | 1.0 U | 1.0 U |
| 1,1,2-TRICHLOROTRIFLUOROETHANE (CFC 113) | 1.0 U | 1.0 U | 840 | 1.0 U | 1.0 U | 1.0 U | 1.7 | 1.0 U |
| 1,1-DICHLOROETHANE (1,1-DCA) | 1.0 U | 1.0 U | 530 | 1.0 U | 4.2 | 1.0 U | 5.1 | 1.0 U |
| 1,1-DICHLOROETHENE (1,1-DCE) | 1.0 U | 1.0 U | 35 | 1.0 U | 1.0 U | 1.0 U | 1.0 U | 1.0 U |
| TETRACHLOROETHENE (PCE) | 1.0 U | 1.0 U | 58 | 1.0 U | 1.0 U | 1.0 U | 1.0 U | 1.0 U |
| TRICHLOROETHENE (TCE) | 1.0 U | 1.0 U | 290 | 1.0 U | 1.0 U | 1.0 U | 1.0 U | 1.0 U |
| CIS-1,2-DICHLOROETHENE | 1.0 U | 1.0 U | 420 | 1.0 U | 1.0 U | 1.0 U | 2.5 | 1.0 U |

U = Not Detected, J = Estimated

## TABLE 4
## SUMMARY OF ANALYTICAL TESTING RESULTS FOR MOOG
## October 2010
## (Concentrations in ug/l)

| COMPOUND | MW-1B | MW-2A | MW-2B | MW-3 | MW-4 | MW-5 | MW-6 | MW-7 |
|---|---|---|---|---|---|---|---|---|
| 1,1,1-TRICHLOROETHANE (TCA) | 1.0 U | 1.0 U | 41 | 1.0 U | 1.0 U | 1.0 U | 1.0 U | 1.0 U |
| 1,1,2-TRICHLOROTRIFLUOROETHANE (CFC 113) | 1.0 U | 1.0 U | 840 | 1.0 U | 1.0 U | 1.0 U | 1.7 | 1.0 U |
| 1,1-DICHLOROETHANE (1,1-DCA) | 1.0 U | 1.0 U | 530 | 1.0 U | 4.2 | 1.0 U | 5.1 | 1.0 U |
| 1,1-DICHLOROETHENE (1,1-DCE) | 1.0 U | 1.0 U | 35 | 1.0 U | 1.0 U | 1.0 U | 1.0 U | 1.0 U |
| TETRACHLOROETHENE (PCE) | 1.0 U | 1.0 U | 58 | 1.0 U | 1.0 U | 1.0 U | 1.0 U | 1.0 U |
| TRICHLOROETHENE (TCE) | 1.0 U | 1.0 U | 290 | 1.0 U | 1.0 U | 1.0 U | 1.0 U | 1.0 U |
| CIS-1,2-DICHLOROETHENE | 1.0 U | 1.0 U | 420 | 1.0 U | 1.0 U | 1.0 U | 2.5 | 1.0 U |

U = Not Detected, J = Estimated

## TABLE 5
## SUMMARY OF ANALYTICAL TESTING RESULTS FOR MOOG
## October 2012
## (Concentrations in ug/l)

| COMPOUND | MW-1B | MW-2A | MW-2B | MW-3 | MW-4 | MW-5 | MW-6 | MW-7 |
|---|---|---|---|---|---|---|---|---|
| 1,1,1-TRICHLOROETHANE (TCA) | 1.0 U | 1.0 U | Dry | Dry | 1.0 U | 1.0 U | 1.0 U | 1.0 U |
| 1,1,2-TRICHLOROTRIFLUOROETHANE (CFC 113) | 1.0 U | 1.0 U | | | 1.0 U | 1.0 U | 1.0 U | 1.0 U |
| 1,1-DICHLOROETHANE (1,1-DCA) | 1.0 U | 1.0 U | | | 4.2 | 1.0 U | 3.6 | 1.0 U |
| 1,1-DICHLOROETHENE (1,1-DCE) | 1.0 U | 1.0 U | | | 1.0 U | 1.0 U | 1.0 U | 1.0 U |
| TETRACHLOROETHENE (PCE) | 1.0 U | 1.0 U | | | 1.0 U | 1.0 U | 1.0 U | 1.0 U |
| TRICHLOROETHENE (TCE) | 1.0 U | 1.0 U | | | 1.0 U | 1.0 U | 0.22 J | 1.0 U |
| CIS-1,2-DICHLOROETHENE | 1.0 U | 1.0 U | | | 0.46 J | 1.0 U | 1.1 | 1.0 U |

U = Not Detected, J = Estimated

# TABLE 6
## SUMMARY OF ANALYTICAL TESTING RESULTS AT MOOG, INC.
First Quarter 2013 (February 22, 2013)
Concentrations in ug/l

| COMPOUND | MW-1B | MW-2A | MW-2B | MW-3 | MW-4 | MW-5 | MW-6 | MW-7 |
|---|---|---|---|---|---|---|---|---|
| 1,1,1-TRICHLOROETHANE (TCA) | 1.0 U | 1.0 U | 3.5 J | 1.0 U | 1.0 U | 1.0 U | 1.0 U | 1.0 U |
| 1,1,2,2-TETRACHLOROETHANE | 1.0 U | 1.0 U | 5.0 U | 1.0 U | 1.0 U | 1.0 U | 1.0 U | 1.0 U |
| 1,1,2-TRICHLOROETHANE | 1.0 U | 1.0 U | 5.0 U | 1.0 U | 1.0 U | 1.0 U | 1.0 U | 1.0 U |
| 1,1,2-TRICHLOROTRIFLUOROETHANE (CFC 113) | 1.0 U | 1.0 U | 830 | 1.0 U | 1.0 U | 1.0 U | 1.0 U | 1.0 U |
| 1,1-DICHLOROETHANE (1,1-DCA) | 1.0 U | 1.0 U | 65 | 1.0 U | 2.0 | 1.0 U | 0.72 J | 1.0 U |
| 1,1-DICHLOROETHENE (1,1-DCE) | 1.0 U | 1.0 U | 18 | 1.0 U | 1.0 U | 1.0 U | 1.0 U | 1.0 U |
| 1,2-DICHLOROETHANE | 1.0 U | 1.0 U | 5.0 U | 1.0 U | 1.0 U | 1.0 U | 1.0 U | 1.0 U |
| 1,2-DICHLOROPROPANE | 1.0 U | 1.0 U | 5.0 U | 1.0 U | 1.0 U | 1.0 U | 1.0 U | 1.0 U |
| 2-BUTANONE (MEK) | 5.0 U | 5.0 U | 25 U | 5.0 U | 5.0 U | 5.0 U | 5.0 U | 5.0 U |
| 2-HEXANONE | 5.0 U | 5.0 U | 25 U | 5.0 U | 5.0 U | 5.0 U | 5.0 U | 5.0 U |
| 4-METHYL-2-PENTANONE | 5.0 U | 5.0 U | 25 U | 5.0 U | 5.0 U | 5.0 U | 5.0 U | 5.0 U |
| ACETONE | 5.0 U | 5.0 U | 25 U | 5.0 U | 5.0 U | 5.0 U | 5.0 U | 5.0 U |
| BENZENE | 26 | 3.4 | 5.0 U | 1.0 U | 1.0 U | 1.0 U | 1.0 U | 1.0 U |
| BROMODICHLOROMETHANE | 1.0 U | 1.0 U | 5.0 U | 1.0 U | 1.0 U | 1.0 U | 1.0 U | 1.0 U |
| BROMOFORM | 1.0 U | 1.0 U | 5.0 U | 1.0 U | 1.0 U | 1.0 U | 1.0 U | 1.0 U |
| BROMOMETHANE | 1.0 U | 1.0 U | 5.0 U | 1.0 U | 1.0 U | 1.0 U | 1.0 U | 1.0 U |
| CARBON DISULFIDE | 1.0 U | 1.0 U | 5.0 U | 1.0 U | 1.0 U | 1.0 U | 1.0 U | 1.0 U |
| CARBON TETRACHLORIDE | 1.0 U | 1.0 U | 5.0 U | 1.0 U | 1.0 U | 1.0 U | 1.0 U | 1.0 U |
| CHLOROBENZENE | 1.0 U | 1.0 U | 5.0 U | 1.0 U | 1.0 U | 1.0 U | 1.0 U | 1.0 U |
| CHLOROETHANE | 1.0 U | 2.4 | 5.0 U | 1.0 U | 0.96 J | 1.0 U | 1.0 U | 1.0 U |
| CHLOROFORM | 1.0 U | 1.0 U | 5.0 U | 1.0 U | 1.0 U | 1.0 U | 1.0 U | 1.0 U |
| CHLOROMETHANE | 1.0 U | 1.0 U | 5.0 U | 0.49 J | 1.0 U | 1.0 U | 1.0 U | 1.0 U |
| DIBROMOCHLOROMETHANE | 1.0 U | 1.0 U | 5.0 U | 1.0 U | 1.0 U | 1.0 U | 1.0 U | 1.0 U |
| DICHLOROMETHANE (METHYLENE CHLORIDE) | 1.0 U | 0.40 J | 5.0 U | 1.0 U | 1.0 U | 1.0 U | 1.0 U | 1.0 U |
| ETHYLBENZENE | 0.22 J | 1.0 U | 5.0 U | 1.0 U | 1.0 U | 1.0 U | 1.0 U | 1.0 U |
| STYRENE | 1.0 U | 1.0 U | 5.0 U | 1.0 U | 1.0 U | 1.0 U | 1.0 U | 1.0 U |
| TETRACHLOROETHENE (PCE) | 1.0 U | 1.0 U | 47 | 1.0 U | 1.0 U | 1.0 U | 1.0 U | 1.0 U |
| TOLUENE | 1.0 U | 1.0 U | 5.0 U | 1.0 U | 1.0 U | 1.0 U | 1.0 U | 1.0 U |
| TRICHLOROETHENE (TCE) | 1.0 U | 1.0 U | 150 | 1.0 U | 1.0 U | 1.0 U | 1.0 U | 1.0 U |
| VINYL CHLORIDE | 1.0 U | 1.0 U | 11 | 1.0 U | 1.0 U | 1.0 U | 1.0 U | 1.0 U |
| CIS-1,2-DICHLOROETHENE | 1.0 U | 1.0 U | 16 | 1.0 U | 1.0 U | 1.0 U | 1.0 U | 1.0 U |
| CIS-1,3-DICHLOROPROPENE | 1.0 U | 1.0 U | 5.0 U | 1.0 U | 1.0 U | 1.0 U | 1.0 U | 1.0 U |
| M,P-XYLENES | 8.0 | 2.0 U | 10 U | 2.0 U | 2.0 U | 2.0 U | 2.0 U | 2.0 U |
| O-XYLENE | 1.0 U | 1.0 U | 5.0 U | 1.0 U | 1.0 U | 1.0 U | 1.0 U | 1.0 U |
| TRANS-1,2-DICHLOROETHENE | 1.0 U | 0.46 J | 5.0 U | 1.0 U | 1.0 U | 1.0 U | 1.0 U | 1.0 U |
| TRANS-1,3-DICHLOROPROPENE | 1.0 U | 1.0 U | 5.0 U | 1.0 U | 1.0 U | 1.0 U | 1.0 U | 1.0 U |

# TABLE 7

## SUMMARY OF ANALYTICAL TESTING RESULTS AT MOOG, INC.

**Second Quarter 2013 (May 2, 2013) (Concentrations in ug/l)**

| COMPOUND | MW-1B | | MW-2A | | MW-2B | | MW-3 | | MW-4 | | MW-5 | | MW-6 | | MW-7 | |
|---|---|---|---|---|---|---|---|---|---|---|---|---|---|---|---|---|
| 1,1,1-TRICHLOROETHANE (TCA) | 1.0 | U | 1.0 | U | 2.5 | U | 1.0 | U | 1.0 | U | 1.0 | U | 1.0 | U | 1.0 | U |
| 1,1,2,2-TETRACHLOROETHANE | 1.0 | U | 1.0 | U | 2.5 | U | 1.0 | U | 1.0 | U | 1.0 | U | 1.0 | U | 1.0 | U |
| 1,1,2-TRICHLOROETHANE | 1.0 | U | 1.0 | U | 2.5 | U | 1.0 | U | 1.0 | U | 1.0 | U | 1.0 | U | 1.0 | U |
| 1,1,2-TRICHLOROTRIFLUOROETHANE (CFC 113) | 1.0 | U | 1.0 | U | 320 | | 1.0 | U | 1.0 | U | 1.0 | U | 1.0 | U | 1.0 | U |
| 1,1-DICHLOROETHANE (1,1-DCA) | 1.0 | U | 1.0 | U | 15 | | 1.0 | U | 1.5 | | 1.0 | U | 1.0 | U | 1.0 | U |
| 1,1-DICHLOROETHENE (1,1-DCE) | 1.0 | U | 1.0 | U | 7.0 | | 1.0 | U | 1.0 | U | 1.0 | U | 1.0 | U | 1.0 | U |
| 1,2,4-TRICHLOROBENZENE | 1.0 | U | 1.0 | U | 2.5 | U | 1.0 | U | 1.0 | U | 1.0 | U | 1.0 | U | 1.0 | U |
| 1,2-DIBROMO-3-CHLOROPROPANE (DBCP) | 2.0 | U | 2.0 | U | 5.0 | U | 2.0 | U | 2.0 | U | 2.0 | U | 2.0 | U | 2.0 | U |
| 1,2-DIBROMOETHANE | 1.0 | U | 1.0 | U | 2.5 | U | 1.0 | U | 1.0 | U | 1.0 | U | 1.0 | U | 1.0 | U |
| 1,2-DICHLOROBENZENE | 1.0 | U | 1.0 | U | 2.5 | U | 1.0 | U | 1.0 | U | 1.0 | U | 1.0 | U | 1.0 | U |
| 1,2-DICHLOROETHANE | 1.0 | U | 1.0 | U | 2.5 | U | 1.0 | U | 1.0 | U | 1.0 | U | 1.0 | U | 1.0 | U |
| 1,2-DICHLOROPROPANE | 1.0 | U | 1.0 | U | 2.5 | U | 1.0 | U | 1.0 | U | 1.0 | U | 1.0 | U | 1.0 | U |
| 1,3-DICHLOROBENZENE | 1.0 | U | 1.0 | U | 2.5 | U | 1.0 | U | 1.0 | U | 1.0 | U | 1.0 | U | 1.0 | U |
| 1,4-DICHLOROBENZENE | 1.0 | U | 1.0 | U | 2.5 | U | 1.0 | U | 1.0 | U | 1.0 | U | 1.0 | U | 1.0 | U |
| 2-BUTANONE (MEK) | 5.0 | U | 5.0 | U | 13 | U | 5.0 | U | 5.0 | U | 5.0 | U | 5.0 | U | 5.0 | U |
| 2-HEXANONE | 5.0 | U | 5.0 | U | 13 | U | 5.0 | U | 5.0 | U | 5.0 | U | 5.0 | U | 5.0 | U |
| 4-METHYL-2-PENTANONE | 5.0 | U | 5.0 | U | 13 | U | 5.0 | U | 5.0 | U | 5.0 | U | 5.0 | U | 5.0 | U |
| ACETONE | 5.0 | U | 5.0 | U | 3.7 | J | 1.4 | J | 5.0 | U | 5.0 | U | 5.0 | U | 5.0 | U |
| BENZENE | 9.5 | | 3.1 | | 2.5 | U | 1.0 | U | 1.0 | U | 1.0 | U | 1.0 | U | 1.0 | U |
| BROMODICHLOROMETHANE | 1.0 | U | 1.0 | U | 2.5 | U | 1.0 | U | 1.0 | U | 1.0 | U | 1.0 | U | 1.0 | U |
| BROMOFORM | 1.0 | U | 1.0 | U | 2.5 | U | 1.0 | U | 1.0 | U | 1.0 | U | 1.0 | U | 1.0 | U |
| BROMOMETHANE | 1.0 | U | 1.0 | U | 2.5 | U | 1.0 | U | 1.0 | U | 1.0 | U | 1.0 | U | 1.0 | U |
| CARBON DISULFIDE | 1.0 | U | 1.0 | U | 2.5 | U | 1.0 | U | 1.0 | U | 1.0 | U | 1.0 | U | 1.0 | U |
| CARBON TETRACHLORIDE | 1.0 | U | 1.0 | U | 2.5 | U | 1.0 | U | 1.0 | U | 1.0 | U | 1.0 | U | 1.0 | U |
| CHLOROBENZENE | 1.0 | U | 1.0 | U | 2.5 | U | 1.0 | U | 1.0 | U | 1.0 | U | 1.0 | U | 1.0 | U |
| CHLOROETHANE | 1.0 | U | 6.5 | | 2.5 | U | 1.0 | U | 1.0 | U | 1.0 | U | 1.0 | U | 1.0 | U |
| CHLOROFORM | 1.0 | U | 1.0 | U | 2.5 | U | 1.0 | U | 1.0 | U | 1.0 | U | 1.0 | U | 1.0 | U |
| CHLOROMETHANE | 1.2 | | 0.26 | J | 2.5 | U | 1.0 | U | 1.0 | U | 1.0 | U | 1.0 | U | 1.0 | U |

U = Not Detected, J = Estimated

# TABLE 7

## SUMMARY OF ANALYTICAL TESTING RESULTS AT MOOG, INC.

**Second Quarter 2013 (May 2, 2013) (Concentrations in ug/l)**

| COMPOUND | MW-1B | | MW-2A | | MW-2B | | MW-3 | | MW-4 | | MW-5 | | MW-6 | | MW-7 | |
|---|---|---|---|---|---|---|---|---|---|---|---|---|---|---|---|---|
| CYCLOHEXANE | 1.0 | U | 8.1 | | 2.5 | U | 1.0 | U | 1.0 | U | 1.0 | U | 1.0 | U | 1.0 | U |
| DIBROMOCHLOROMETHANE | 1.0 | U | 1.0 | U | 2.5 | U | 1.0 | U | 1.0 | U | 1.0 | U | 1.0 | U | 1.0 | U |
| DICHLORODIFLUOROMETHANE (CFC 12) | 1.0 | U | 1.0 | U | 2.5 | U | 1.0 | U | 1.0 | U | 1.0 | U | 1.0 | U | 1.0 | U |
| DICHLOROMETHANE | 1.0 | U | 1.0 | U | 2.5 | U | 1.0 | U | 1.0 | U | 1.0 | U | 1.0 | U | 1.0 | U |
| ETHYLBENZENE | 1.0 | U | 0.21 | J | 2.5 | U | 1.0 | U | 1.0 | U | 1.0 | U | 1.0 | U | 1.0 | U |
| ISOPROPYLBENZENE (CUMENE) | 2.3 | | 1.0 | U | 2.5 | U | 1.0 | U | 1.0 | U | 1.0 | U | 1.0 | U | 1.0 | U |
| METHYL ACETATE | 2.0 | U | 2.0 | U | 5.0 | U | 2.0 | U | 2.0 | U | 2.0 | U | 2.0 | U | 2.0 | U |
| METHYL TERT-BUTYL ETHER | 1.0 | U | 1.0 | U | 2.5 | U | 1.0 | U | 1.0 | U | 1.0 | U | 1.0 | U | 1.0 | U |
| METHYLCYCLOHEXANE | 1.0 | U | 3.0 | | 2.5 | U | 1.0 | U | 1.0 | U | 1.0 | U | 1.0 | U | 1.0 | U |
| STYRENE | 1.0 | U | 1.0 | U | 2.5 | U | 1.0 | U | 1.0 | U | 1.0 | U | 1.0 | U | 1.0 | U |
| TETRACHLOROETHENE (PCE) | 1.0 | U | 1.0 | U | 23 | | 1.0 | U | 1.0 | U | 1.0 | U | 1.0 | U | 1.0 | U |
| TOLUENE | 1.0 | U | 1.0 | U | 2.5 | U | 1.0 | U | 1.0 | U | 1.0 | U | 1.0 | U | 1.0 | U |
| TRICHLOROETHENE (TCE) | 1.0 | U | 1.0 | U | 90 | | 1.0 | U | 1.0 | U | 1.0 | U | 1.0 | U | 1.0 | U |
| TRICHLOROFLUOROMETHANE (CFC 11) | 1.0 | U | 1.0 | U | 2.5 | U | 1.0 | U | 1.0 | U | 1.0 | U | 1.0 | U | 1.0 | U |
| VINYL CHLORIDE | 1.0 | U | 1.0 | U | 4.1 | | 1.0 | U | 1.0 | U | 1.0 | U | 1.0 | U | 1.0 | U |
| CIS-1,2-DICHLOROETHENE | 1.0 | U | 1.0 | U | 8.9 | | 1.0 | U | 1.0 | U | 1.0 | U | 1.0 | U | 1.0 | U |
| CIS-1,3-DICHLOROPROPENE | 1.0 | U | 1.0 | U | 2.5 | U | 1.0 | U | 1.0 | U | 1.0 | U | 1.0 | U | 1.0 | U |
| M,P-XYLENES | 3.9 | | 2.0 | U | 5.0 | U | 2.0 | U | 2.0 | U | 2.0 | U | 2.0 | U | 2.0 | U |
| O-XYLENE | 1.0 | U | 1.0 | U | 2.5 | U | 1.0 | U | 1.0 | U | 1.0 | U | 1.0 | U | 1.0 | U |
| TRANS-1,2-DICHLOROETHENE | 1.0 | U | 0.67 | J | 2.5 | U | 1.0 | U | 1.0 | U | 1.0 | U | 1.0 | U | 1.0 | U |
| TRANS-1,3-DICHLOROPROPENE | 1.0 | U | 1.0 | U | 2.5 | U | 1.0 | U | 1.0 | U | 1.0 | U | 1.0 | U | 1.0 | U |

U = Not Detected, J= Estimated

# TABLE 8

## SUMMARY OF ANALYTICAL TESTING RESULTS AT MOOG, INC.

Third Quarter 2013 (August 7, 2013) (Concentrations in ug/l)

| COMPOUND | MW-1B | | MW-2A | | MW-2B | | MW-3 | | MW-4 | | MW-5 | | MW-6 | | MW-7 | |
|---|---|---|---|---|---|---|---|---|---|---|---|---|---|---|---|---|
| 1,1,1-TRICHLOROETHANE (TCA) | 1.0 | U | 1.0 | U | 10 | | 1.0 | U | 1.0 | U | 1.0 | U | 1.0 | U | 1.0 | U |
| 1,1,2,2-TETRACHLOROETHANE | 1.0 | U | 1.0 | U | 2.5 | U | 1.0 | U | 1.0 | U | 1.0 | U | 1.0 | U | 1.0 | U |
| 1,1,2-TRICHLOROETHANE | 1.0 | U | 1.0 | U | 2.5 | U | 1.0 | U | 1.0 | U | 1.0 | U | 1.0 | U | 1.0 | U |
| 1,1,2-TRICHLOROTRIFLUOROETHANE (CFC 113) | 1.0 | U | 1.0 | U | 230 | | 1.0 | U | 1.0 | U | 1.0 | U | 1.0 | U | 1.0 | U |
| 1,1-DICHLOROETHANE (1,1-DCA) | 1.0 | U | 0.67 | J | 490 | | 1.0 | U | 2.6 | | 1.0 | U | 1.0 | U | 1.0 | U |
| 1,1-DICHLOROETHENE (1,1-DCE) | 1.0 | U | 1.0 | U | 71 | | 1.0 | U | 1.0 | U | 1.0 | U | 1.0 | U | 1.0 | U |
| 1,2,4-TRICHLOROBENZENE | 1.0 | U | 1.0 | U | 2.5 | U | 1.0 | U | 1.0 | U | 1.0 | U | 1.0 | U | 1.0 | U |
| 1,2-DIBROMO-3-CHLOROPROPANE (DBCP) | 2.0 | U | 2.0 | U | 5.0 | U | 2.0 | U | 2.0 | U | 2.0 | U | 2.0 | U | 2.0 | U |
| 1,2-DIBROMOETHANE | 1.0 | U | 1.0 | U | 2.5 | U | 1.0 | U | 1.0 | U | 1.0 | U | 1.0 | U | 1.0 | U |
| 1,2-DICHLOROBENZENE | 1.0 | U | 1.0 | U | 2.5 | U | 1.0 | U | 1.0 | U | 1.0 | U | 1.0 | U | 1.0 | U |
| 1,2-DICHLOROETHANE | 1.0 | U | 0.41 | J | 2.5 | U | 1.0 | U | 1.0 | U | 1.0 | U | 1.0 | U | 1.0 | U |
| 1,2-DICHLOROPROPANE | 1.0 | U | 1.0 | U | 2.5 | U | 1.0 | U | 1.0 | U | 1.0 | U | 1.0 | U | 1.0 | U |
| 1,3-DICHLOROBENZENE | 1.0 | U | 1.0 | U | 2.5 | U | 1.0 | U | 1.0 | U | 1.0 | U | 1.0 | U | 1.0 | U |
| 1,4-DICHLOROBENZENE | 1.0 | U | 1.0 | U | 2.5 | U | 1.0 | U | 1.0 | U | 1.0 | U | 1.0 | U | 1.0 | U |
| 2-BUTANONE (MEK) | 5.0 | U | 5.0 | U | 13 | U | 5.0 | U | 5.0 | U | 5.0 | U | 5.0 | U | 5.0 | U |
| 2-HEXANONE | 5.0 | U | 5.0 | U | 13 | U | 5.0 | U | 5.0 | U | 5.0 | U | 5.0 | U | 5.0 | U |
| 4-METHYL-2-PENTANONE | 5.0 | U | 5.0 | U | 13 | U | 5.0 | U | 5.0 | U | 5.0 | U | 5.0 | U | 5.0 | U |
| ACETONE | 5.0 | U | 5.0 | U | 4.9 | J | 1.5 | J | 5.0 | U | 5.0 | U | 5.0 | U | 1.3 | J |
| BENZENE | 3.8 | | 13 | | 2.5 | U | 1.0 | U | 1.0 | U | 1.0 | U | 1.0 | U | 1.0 | U |
| BROMODICHLOROMETHANE | 1.0 | U | 1.0 | U | 2.5 | U | 1.0 | U | 1.0 | U | 1.0 | U | 1.0 | U | 1.0 | U |
| BROMOFORM | 1.0 | U | 1.0 | U | 2.5 | U | 1.0 | U | 1.0 | U | 1.0 | U | 1.0 | U | 1.0 | U |
| BROMOMETHANE | 1.0 | U | 1.0 | U | 2.5 | U | 1.0 | U | 1.0 | U | 1.0 | U | 1.0 | U | 1.0 | U |
| CARBON DISULFIDE | 1.0 | U | 0.28 | J | 4.6 | | 1.0 | U | 1.0 | U | 1.0 | U | 1.0 | U | 1.0 | U |
| CARBON TETRACHLORIDE | 1.0 | U | 1.0 | U | 2.5 | U | 1.0 | U | 1.0 | U | 1.0 | U | 1.0 | U | 1.0 | U |
| CHLOROBENZENE | 1.0 | U | 1.0 | U | 2.5 | U | 1.0 | U | 1.0 | U | 1.0 | U | 1.0 | U | 1.0 | U |
| CHLOROETHANE | 1.0 | U | 20 | | 2.5 | U | 1.0 | U | 1.0 | U | 1.0 | U | 1.0 | U | 1.0 | U |
| CHLOROFORM | 1.0 | U | 1.0 | U | 2.5 | U | 1.0 | U | 1.0 | U | 1.0 | U | 1.0 | U | 1.0 | U |
| CHLOROMETHANE | 1.5 | | 1.0 | U | 2.5 | U | 1.0 | U | 1.0 | U | 1.0 | U | 1.0 | U | 1.0 | U |

U = Not Detected, J = Estimated

# TABLE 8
## SUMMARY OF ANALYTICAL TESTING RESULTS AT MOOG, INC.
Third Quarter 2013 (August 7, 2013) (Concentrations in ug/l)

| COMPOUND | MW-1B | | MW-2A | | MW-2B | | MW-3 | | MW-4 | | MW-5 | | MW-6 | | MW-7 | |
|---|---|---|---|---|---|---|---|---|---|---|---|---|---|---|---|---|
| CYCLOHEXANE | 1.0 | U | 35 | | 2.5 | U | 1.0 | U | 1.0 | U | 1.0 | U | 1.0 | U | 1.0 | U |
| DIBROMOCHLOROMETHANE | 1.0 | U | 1.0 | U | 2.5 | U | 1.0 | U | 1.0 | U | 1.0 | U | 1.0 | U | 1.0 | U |
| DICHLORODIFLUOROMETHANE (CFC 12) | 1.0 | U | 1.0 | U | 2.5 | U | 1.0 | U | 1.0 | U | 1.0 | U | 1.0 | U | 1.0 | U |
| DICHLOROMETHANE | 1.0 | U | 1.0 | U | 2.5 | U | 1.0 | U | 1.0 | U | 1.0 | U | 1.0 | U | 1.0 | U |
| ETHYLBENZENE | 1.0 | U | 3.5 | | 2.5 | U | 1.0 | U | 1.0 | U | 1.0 | U | 1.0 | U | 1.0 | U |
| ISOPROPYLBENZENE (CUMENE) | 1.8 | | 0.87 | J | 2.5 | U | 1.0 | U | 1.0 | U | 1.0 | U | 1.0 | U | 1.0 | U |
| METHYL ACETATE | 2.0 | U | 2.0 | U | 5.0 | U | 2.0 | U | 2.0 | U | 2.0 | U | 2.0 | U | 2.0 | U |
| METHYL TERT-BUTYL ETHER | 1.0 | U | 1.0 | U | 2.5 | U | 1.0 | U | 1.0 | U | 1.0 | U | 1.0 | U | 1.0 | U |
| METHYLCYCLOHEXANE | 3.5 | | 12 | | 2.5 | U | 1.0 | U | 1.0 | U | 1.0 | U | 1.0 | U | 1.0 | U |
| STYRENE | 1.0 | U | 1.0 | U | 2.5 | U | 1.0 | U | 1.0 | U | 1.0 | U | 1.0 | U | 1.0 | U |
| TETRACHLOROETHENE (PCE) | 1.0 | U | 1.0 | U | 11 | | 1.0 | U | 1.0 | U | 1.0 | U | 1.0 | U | 1.0 | U |
| TOLUENE | 1.0 | U | 0.99 | J | 2.5 | U | 1.0 | U | 1.0 | U | 1.0 | U | 1.0 | U | 1.0 | U |
| TRICHLOROETHENE (TCE) | 1.0 | U | 0.41 | J | 140 | | 1.0 | U | 1.0 | U | 1.0 | U | 1.0 | U | 1.0 | U |
| TRICHLOROFLUOROMETHANE (CFC 11) | 1.0 | U | 1.0 | U | 2.5 | U | 1.0 | U | 1.0 | U | 1.0 | U | 1.0 | U | 1.0 | U |
| VINYL CHLORIDE | 1.0 | U | 1.0 | U | 410 | | 1.0 | U | 1.0 | U | 1.0 | U | 1.0 | U | 1.0 | U |
| CIS-1,2-DICHLOROETHENE | 1.0 | U | 1.4 | | 200 | | 1.0 | U | 1.0 | U | 1.0 | U | 1.0 | U | 1.0 | U |
| CIS-1,3-DICHLOROPROPENE | 1.0 | U | 1.0 | U | 2.5 | U | 1.0 | U | 1.0 | U | 1.0 | U | 1.0 | U | 1.0 | U |
| M,P-XYLENES | 1.4 | J | 2.0 | U | 5.0 | U | 2.0 | U | 2.0 | U | 2.0 | U | 2.0 | U | 2.0 | U |
| O-XYLENE | 1.0 | U | 0.75 | J | 2.5 | U | 1.0 | U | 1.0 | U | 1.0 | U | 1.0 | U | 1.0 | U |
| TRANS-1,2-DICHLOROETHENE | 1.0 | U | 8.8 | | 6.4 | | 1.0 | U | 1.0 | U | 1.0 | U | 1.0 | U | 1.0 | U |
| TRANS-1,3-DICHLOROPROPENE | 1.0 | U | 1.0 | U | 2.5 | U | 1.0 | U | 1.0 | U | 1.0 | U | 1.0 | U | 1.0 | U |

U = Not Detected, J= Estimated

# TABLE 9

## SUMMARY OF ANALYTICAL TESTING RESULTS AT MOOG, INC.

**Fourth Quarter 2013 (November 6, 2013) (Concentrations in ug/l)**

| COMPOUND | MW-1B | | MW-2A | | MW-2B | | MW-3 | | MW-4 | | MW-5 | | MW-6 | | MW-7 | |
|---|---|---|---|---|---|---|---|---|---|---|---|---|---|---|---|---|
| 1,1,1-TRICHLOROETHANE (TCA) | 1.0 | U | 1.0 | U | 0.49 | J | 1.0 | U | 1.0 | U | 1.0 | U | 1.0 | U | 1.0 | U |
| 1,1,2,2-TETRACHLOROETHANE | 1.0 | U | 1.0 | U | 1.0 | U | 1.0 | U | 1.0 | U | 1.0 | U | 1.0 | U | 1.0 | U |
| 1,1,2-TRICHLOROETHANE | 1.0 | U | 1.0 | U | 1.0 | U | 1.0 | U | 1.0 | U | 1.0 | U | 1.0 | U | 1.0 | U |
| 1,1,2-TRICHLOROTRIFLUOROETHANE (CFC 113) | 1.0 | U | 1.0 | U | 79 | | 1.0 | U | 1.0 | U | 1.0 | U | 1.0 | U | 1.0 | U |
| 1,1-DICHLOROETHANE (1,1-DCA) | 1.0 | U | 0.22 | J | 160 | | 1.0 | U | 3.1 | | 1.0 | U | 1.0 | U | 1.0 | U |
| 1,1-DICHLOROETHENE (1,1-DCE) | 1.0 | U | 1.0 | U | 9.5 | | 1.0 | U | 1.0 | U | 1.0 | U | 1.0 | U | 1.0 | U |
| 1,2,4-TRICHLOROBENZENE | 1.0 | U | 1.0 | U | 1.0 | U | 1.0 | U | 1.0 | U | 1.0 | U | 1.0 | U | 1.0 | U |
| 1,2-DIBROMO-3-CHLOROPROPANE (DBCP) | 2.0 | U | 2.0 | U | 2.0 | U | 2.0 | U | 2.0 | U | 2.0 | U | 2.0 | U | 2.0 | U |
| 1,2-DIBROMOETHANE | 1.0 | U | 1.0 | U | 1.0 | U | 1.0 | U | 1.0 | U | 1.0 | U | 1.0 | U | 1.0 | U |
| 1,2-DICHLOROBENZENE | 1.0 | U | 1.0 | U | 1.0 | U | 1.0 | U | 1.0 | U | 1.0 | U | 1.0 | U | 1.0 | U |
| 1,2-DICHLOROETHANE | 1.0 | U | 1.0 | U | 1.0 | U | 1.0 | U | 1.0 | U | 1.0 | U | 1.0 | U | 1.0 | U |
| 1,2-DICHLOROPROPANE | 1.0 | U | 1.0 | U | 1.0 | U | 1.0 | U | 1.0 | U | 1.0 | U | 1.0 | U | 1.0 | U |
| 1,3-DICHLOROBENZENE | 1.0 | U | 1.0 | U | 1.0 | U | 1.0 | U | 1.0 | U | 1.0 | U | 1.0 | U | 1.0 | U |
| 1,4-DICHLOROBENZENE | 1.0 | U | 1.0 | U | 1.0 | U | 1.0 | U | 1.0 | U | 1.0 | U | 1.0 | U | 1.0 | U |
| 2-BUTANONE (MEK) | 5.0 | U | 5.0 | U | 5.0 | U | 5.0 | U | 5.0 | U | 5.0 | U | 5.0 | U | 5.0 | U |
| 2-HEXANONE | 5.0 | U | 5.0 | U | 5.0 | U | 5.0 | U | 5.0 | U | 5.0 | U | 5.0 | U | 5.0 | U |
| 4-METHYL-2-PENTANONE | 5.0 | U | 5.0 | U | 5.0 | U | 5.0 | U | 5.0 | U | 5.0 | U | 5.0 | U | 5.0 | U |
| ACETONE | 5.0 | U | 5.0 | U | 2.0 | J | 5.0 | U | 5.0 | U | 5.0 | U | 5.0 | U | 5.0 | U |
| BENZENE | 1.8 | | 4.7 | | 1.0 | U | 1.0 | U | 1.0 | U | 1.0 | U | 1.0 | U | 1.0 | U |
| BROMODICHLOROMETHANE | 1.0 | U | 1.0 | U | 1.0 | U | 1.0 | U | 1.0 | U | 1.0 | U | 1.0 | U | 1.0 | U |
| BROMOFORM | 1.0 | U | 1.0 | U | 1.0 | U | 1.0 | U | 1.0 | U | 1.0 | U | 1.0 | U | 1.0 | U |
| BROMOMETHANE | 1.0 | U | 1.0 | U | 1.0 | U | 1.0 | U | 1.0 | U | 1.0 | U | 1.0 | U | 1.0 | U |
| CARBON DISULFIDE | 1.0 | U | 1.0 | U | 0.47 | J | 1.0 | U | 1.0 | U | 1.0 | U | 1.0 | U | 1.0 | U |
| CARBON TETRACHLORIDE | 1.0 | U | 1.0 | U | 1.0 | U | 1.0 | U | 1.0 | U | 1.0 | U | 1.0 | U | 1.0 | U |
| CHLOROBENZENE | 1.0 | U | 1.0 | U | 1.0 | U | 1.0 | U | 1.0 | U | 1.0 | U | 1.0 | U | 1.0 | U |
| CHLOROETHANE | 1.0 | U | 8.7 | | 1.0 | U | 1.0 | U | 1.0 | U | 1.0 | U | 1.0 | U | 1.0 | U |
| CHLOROFORM | 1.0 | U | 1.0 | U | 1.0 | U | 1.0 | U | 1.0 | U | 1.0 | U | 1.0 | U | 1.0 | U |
| CHLOROMETHANE | 1.5 | | 1.0 | U | 1.0 | U | 1.0 | U | 1.0 | U | 1.0 | U | 1.0 | U | 1.0 | U |

U = Not Detected, J = Estimated

# TABLE 9

## SUMMARY OF ANALYTICAL TESTING RESULTS AT MOOG, INC.

**Fourth Quarter 2013 (November 6, 2013) (Concentrations in ug/l)**

| COMPOUND | MW-1B | | MW-2A | | MW-2B | | MW-3 | | MW-4 | | MW-5 | | MW-6 | | MW-7 | |
|---|---|---|---|---|---|---|---|---|---|---|---|---|---|---|---|---|
| CYCLOHEXANE | 0.96 | J | 8.0 | | 1.0 | U | 1.0 | U | 1.0 | U | 1.0 | U | 1.0 | U | 1.0 | U |
| DIBROMOCHLOROMETHANE | 1.0 | U | 1.0 | U | 1.0 | U | 1.0 | U | 1.0 | U | 1.0 | U | 1.0 | U | 1.0 | U |
| DICHLORODIFLUOROMETHANE (CFC 12) | 1.0 | U | 1.0 | U | 1.0 | U | 1.0 | U | 1.0 | U | 1.0 | U | 1.0 | U | 1.0 | U |
| DICHLOROMETHANE | 1.0 | U | 1.0 | U | 1.0 | U | 1.0 | U | 1.0 | U | 1.0 | U | 1.0 | U | 1.0 | U |
| ETHYLBENZENE | 1.0 | U | 0.94 | J | 1.0 | U | 1.0 | U | 1.0 | U | 1.0 | U | 1.0 | U | 1.0 | U |
| ISOPROPYLBENZENE (CUMENE) | 1.6 | | 0.36 | J | 1.0 | U | 1.0 | U | 1.0 | U | 1.0 | U | 1.0 | U | 1.0 | U |
| METHYL ACETATE | 2.0 | U | 2.0 | U | 2.0 | U | 2.0 | U | 2.0 | U | 2.0 | U | 2.0 | U | 2.0 | U |
| METHYL TERT-BUTYL ETHER | 1.0 | U | 1.0 | U | 1.0 | U | 1.0 | U | 1.0 | U | 1.0 | U | 1.0 | U | 1.0 | U |
| METHYLCYCLOHEXANE | 1.0 | U | 1.7 | | 1.0 | U | 1.0 | U | 1.0 | U | 1.0 | U | 1.0 | U | 1.0 | U |
| STYRENE | 1.0 | U | 1.0 | U | 1.0 | U | 1.0 | U | 1.0 | U | 1.0 | U | 1.0 | U | 1.0 | U |
| TETRACHLOROETHENE (PCE) | 1.0 | U | 1.0 | U | 6.6 | | 1.0 | U | 1.0 | U | 1.0 | U | 1.0 | U | 1.0 | U |
| TOLUENE | 1.0 | U | 0.28 | J | 0.25 | J | 1.0 | U | 1.0 | U | 1.0 | U | 1.0 | U | 1.0 | U |
| TRICHLOROETHENE (TCE) | 1.0 | U | 1.0 | U | 27 | | 1.0 | U | 1.0 | U | 1.0 | U | 1.0 | U | 1.0 | U |
| TRICHLOROFLUOROMETHANE (CFC 11) | 1.0 | U | 1.0 | U | 1.0 | U | 1.0 | U | 1.0 | U | 1.0 | U | 1.0 | U | 1.0 | U |
| VINYL CHLORIDE | 1.0 | U | 1.0 | U | 50 | | 1.0 | U | 1.0 | U | 1.0 | U | 1.0 | U | 1.0 | U |
| CIS-1,2-DICHLOROETHENE | 1.0 | U | 0.47 | J | 74 | | 1.0 | U | 1.0 | U | 1.0 | U | 1.0 | U | 1.0 | U |
| CIS-1,3-DICHLOROPROPENE | 1.0 | U | 1.0 | U | 1.0 | U | 1.0 | U | 1.0 | U | 1.0 | U | 1.0 | U | 1.0 | U |
| M,P-XYLENES | 0.96 | J | 2.0 | U | 2.0 | U | 2.0 | U | 2.0 | U | 2.0 | U | 2.0 | U | 2.0 | U |
| O-XYLENE | 1.0 | U | 1.0 | U | 1.0 | U | 1.0 | U | 1.0 | U | 1.0 | U | 1.0 | U | 1.0 | U |
| TRANS-1,2-DICHLOROETHENE | 1.0 | U | 2.3 | | 2.0 | | 1.0 | U | 1.0 | U | 1.0 | U | 1.0 | U | 1.0 | U |
| TRANS-1,3-DICHLOROPROPENE | 1.0 | U | 1.0 | U | 1.0 | U | 1.0 | U | 1.0 | U | 1.0 | U | 1.0 | U | 1.0 | U |

U = Not Detected, J= Estimated

# TABLE 10

## SUMMARY OF ANALYTICAL TESTING RESULTS AT MOOG, INC.

First Quarter 2014 (March 21, 2014) (Concentrations in ug/l)

| COMPOUND | MW-1B | | MW-2A | | MW-2B | | MW-3 | | MW-4 | | MW-5 | | MW-6 | | MW-7 | |
|---|---|---|---|---|---|---|---|---|---|---|---|---|---|---|---|---|
| 1,1,1-TRICHLOROETHANE (TCA) | 1.0 | U | 1.0 | U | 1.0 | U | 1.0 | U | 1.0 | U | 1.0 | U | 1.0 | U | 1.0 | U |
| 1,1,2,2-TETRACHLOROETHANE | 1.0 | U | 1.0 | U | 1.0 | U | 1.0 | U | 1.0 | U | 1.0 | U | 1.0 | U | 1.0 | U |
| 1,1,2-TRICHLOROETHANE | 1.0 | U | 1.0 | U | 1.0 | U | 1.0 | U | 1.0 | U | 1.0 | U | 1.0 | U | 1.0 | U |
| 1,1,2-TRICHLOROTRIFLUOROETHANE (CFC 113) | 1.0 | U | 1.0 | U | 43 | | 1.0 | U | 1.0 | U | 1.0 | U | 1.0 | U | 1.0 | U |
| 1,1-DICHLOROETHANE (1,1-DCA) | 1.0 | U | 1.0 | U | 21 | | 1.0 | U | 2.0 | | 1.0 | U | 1.0 | U | 0.3 | J |
| 1,1-DICHLOROETHENE (1,1-DCE) | 1.0 | U | 1.0 | U | 2.5 | | 1.0 | U | 1.0 | U | 1.0 | U | 1.0 | U | 1.0 | U |
| 1,2,4-TRICHLOROBENZENE | 1.0 | U | 1.0 | U | 1.0 | U | 1.0 | U | 1.0 | U | 1.0 | U | 1.0 | U | 1.0 | U |
| 1,2-DIBROMO-3-CHLOROPROPANE (DBCP) | 2.0 | U | 2.0 | U | 2.0 | U | 2.0 | U | 2.0 | U | 2.0 | U | 2.0 | U | 2.0 | U |
| 1,2-DIBROMOETHANE | 1.0 | U | 1.0 | U | 1.0 | U | 1.0 | U | 1.0 | U | 1.0 | U | 1.0 | U | 1.0 | U |
| 1,2-DICHLOROBENZENE | 1.0 | U | 1.0 | U | 1.0 | U | 1.0 | U | 1.0 | U | 1.0 | U | 1.0 | U | 1.0 | U |
| 1,2-DICHLOROETHANE | 1.0 | U | 1.0 | U | 1.0 | U | 1.0 | U | 1.0 | U | 1.0 | U | 1.0 | U | 1.0 | U |
| 1,2-DICHLOROPROPANE | 1.0 | U | 1.0 | U | 1.0 | U | 1.0 | U | 1.0 | U | 1.0 | U | 1.0 | U | 1.0 | U |
| 1,3-DICHLOROBENZENE | 1.0 | U | 1.0 | U | 1.0 | U | 1.0 | U | 1.0 | U | 1.0 | U | 1.0 | U | 1.0 | U |
| 1,4-DICHLOROBENZENE | 1.0 | U | 1.0 | U | 1.0 | U | 1.0 | U | 1.0 | U | 1.0 | U | 1.0 | U | 1.0 | U |
| 2-BUTANONE (MEK) | 5.0 | U | 5.0 | U | 3.1 | J | 5.0 | U | 5.0 | U | 5.0 | U | 5.0 | U | 5.0 | U |
| 2-HEXANONE | 5.0 | U | 5.0 | U | 5.0 | U | 5.0 | U | 5.0 | U | 5.0 | U | 5.0 | U | 5.0 | U |
| 4-METHYL-2-PENTANONE | 5.0 | U | 5.0 | U | 5.0 | U | 5.0 | U | 5.0 | U | 5.0 | U | 5.0 | U | 5.0 | U |
| ACETONE | 2.1 | J | 5.0 | U | 8.3 | | 5.0 | U | 5.0 | U | 5.0 | U | 5.0 | U | 5.0 | U |
| BENZENE | 1.0 | U | 1.3 | | 1.0 | U | 1.0 | U | 1.0 | U | 1.0 | U | 1.0 | U | 1.0 | U |
| BROMODICHLOROMETHANE | 1.0 | U | 1.0 | U | 1.0 | U | 1.0 | U | 1.0 | U | 1.0 | U | 1.0 | U | 1.0 | U |
| BROMOFORM | 1.0 | U | 1.0 | U | 1.0 | U | 1.0 | U | 1.0 | U | 1.0 | U | 1.0 | U | 1.0 | U |
| BROMOMETHANE | 1.0 | U | 1.0 | U | 1.0 | U | 1.0 | U | 1.0 | U | 1.0 | U | 1.0 | U | 1.0 | U |
| CARBON DISULFIDE | 1.0 | U | 1.0 | U | 0.58 | J | 1.0 | U | 1.0 | U | 1.0 | U | 1.0 | U | 1.0 | U |
| CARBON TETRACHLORIDE | 1.0 | U | 1.0 | U | 1.0 | U | 1.0 | U | 1.0 | U | 1.0 | U | 1.0 | U | 1.0 | U |
| CHLOROBENZENE | 1.0 | U | 1.0 | U | 1.0 | U | 1.0 | U | 1.0 | U | 1.0 | U | 1.0 | U | 1.0 | U |
| CHLOROETHANE | 1.0 | U | 11 | | 1.0 | U | 1.0 | U | 1.0 | U | 1.0 | U | 1.0 | U | 1.0 | U |
| CHLOROFORM | 1.0 | U | 1.0 | U | 1.0 | U | 1.0 | U | 1.0 | U | 1.0 | U | 1.0 | U | 1.0 | U |
| CHLOROMETHANE | 1.5 | | 1.0 | U | 1.0 | U | 1.0 | U | 1.0 | U | 1.0 | U | 1.0 | U | 1.0 | U |

U = Not Detected, J = Estimated

# TABLE 10
## SUMMARY OF ANALYTICAL TESTING RESULTS AT MOOG, INC.
First Quarter 2014 (March 21, 2014) (Concentrations in ug/l)

| COMPOUND | MW-1B | | MW-2A | | MW-2B | | MW-3 | | MW-4 | | MW-5 | | MW-6 | | MW-7 | |
|---|---|---|---|---|---|---|---|---|---|---|---|---|---|---|---|---|
| CYCLOHEXANE | 0.69 | J | 3.3 | | 1.0 | U | 1.0 | U | 1.0 | U | 1.0 | U | 1.0 | U | 1.0 | U |
| DIBROMOCHLOROMETHANE | 1.0 | U | 1.0 | U | 1.0 | U | 1.0 | U | 1.0 | U | 1.0 | U | 1.0 | U | 1.0 | U |
| DICHLORODIFLUOROMETHANE (CFC 12) | 1.0 | U | 1.0 | U | 1.0 | U | 1.0 | U | 1.0 | U | 1.0 | U | 1.0 | U | 1.0 | U |
| DICHLOROMETHANE | 1.0 | U | 1.0 | U | 1.0 | U | 1.0 | U | 1.0 | U | 1.0 | U | 1.0 | U | 1.0 | U |
| ETHYLBENZENE | 1.0 | U | 1.0 | U | 1.0 | U | 1.0 | U | 1.0 | U | 1.0 | U | 1.0 | U | 1.0 | U |
| ISOPROPYLBENZENE (CUMENE) | 0.2 | J | 1.0 | U | 1.0 | U | 1.0 | U | 1.0 | U | 1.0 | U | 1.0 | U | 1.0 | U |
| METHYL ACETATE | 2.0 | U | 2.0 | U | 2.0 | U | 2.0 | U | 2.0 | U | 2.0 | U | 2.0 | U | 2.0 | U |
| METHYL TERT-BUTYL ETHER | 1.0 | U | 1.0 | U | 1.0 | U | 1.0 | U | 1.0 | U | 1.0 | U | 1.0 | U | 1.0 | U |
| METHYLCYCLOHEXANE | 1.0 | U | 1.8 | | 1.0 | U | 1.0 | U | 1.0 | U | 1.0 | U | 1.0 | U | 1.0 | U |
| STYRENE | 1.0 | U | 1.0 | U | 1.0 | U | 1.0 | U | 1.0 | U | 1.0 | U | 1.0 | U | 1.0 | U |
| TETRACHLOROETHENE (PCE) | 1.0 | U | 1.0 | U | 4.6 | | 1.0 | U | 1.0 | U | 1.0 | U | 1.0 | U | 1.0 | U |
| TOLUENE | 1.0 | U | 1.0 | U | 1.0 | U | 1.0 | U | 1.0 | U | 1.0 | U | 1.0 | U | 1.0 | U |
| TRICHLOROETHENE (TCE) | 1.0 | U | 1.0 | U | 11 | | 1.0 | U | 1.0 | U | 1.0 | U | 1.0 | U | 1.0 | U |
| TRICHLOROFLUOROMETHANE (CFC 11) | 1.0 | U | 1.0 | U | 1.0 | U | 1.0 | U | 1.0 | U | 1.0 | U | 1.0 | U | 1.0 | U |
| VINYL CHLORIDE | 1.0 | U | 1.0 | U | 9.6 | | 1.0 | U | 1.0 | U | 1.0 | U | 1.0 | U | 1.0 | U |
| CIS-1,2-DICHLOROETHENE | 1.0 | U | 1.0 | U | 10 | | 1.0 | U | 1.0 | U | 1.0 | U | 1.0 | U | 1.0 | U |
| CIS-1,3-DICHLOROPROPENE | 1.0 | U | 1.0 | U | 1.0 | U | 1.0 | U | 1.0 | U | 1.0 | U | 1.0 | U | 1.0 | U |
| M,P-XYLENES | 2.0 | U | 2.0 | U | 2.0 | U | 2.0 | U | 2.0 | U | 2.0 | U | 2.0 | U | 2.0 | U |
| O-XYLENE | 1.0 | U | 1.0 | U | 1.0 | U | 1.0 | U | 1.0 | U | 1.0 | U | 1.0 | U | 1.0 | U |
| TRANS-1,2-DICHLOROETHENE | 1.0 | U | 0.58 | J | 0.62 | J | 1.0 | U | 1.0 | U | 1.0 | U | 1.0 | U | 1.0 | U |
| TRANS-1,3-DICHLOROPROPENE | 1.0 | U | 1.0 | U | 1.0 | U | 1.0 | U | 1.0 | U | 1.0 | U | 1.0 | U | 1.0 | U |

U = Not Detected, J= Estimated

# TABLE 11

## SUMMARY OF ANALYTICAL TESTING RESULTS AT MOOG, INC.

**Second Quarter 2014 (June 12, 2014) (Concentrations in ug/l)**

| COMPOUND | MW-1B | | MW-2A | | MW-2B | | MW-3 | | MW-4 | | MW-5 | | MW-6 | | MW-7 | |
|---|---|---|---|---|---|---|---|---|---|---|---|---|---|---|---|---|
| 1,1,1-TRICHLOROETHANE (TCA) | 1.0 | U | 1.0 | U | 1.0 | U | 1.0 | U | 1.0 | U | 1.0 | U | 1.0 | U | 1.0 | U |
| 1,1,2,2-TETRACHLOROETHANE | 1.0 | U | 1.0 | U | 1.0 | U | 1.0 | U | 1.0 | U | 1.0 | U | 1.0 | U | 1.0 | U |
| 1,1,2-TRICHLOROETHANE | 1.0 | U | 1.0 | U | 1.0 | U | 1.0 | U | 1.0 | U | 1.0 | U | 1.0 | U | 1.0 | U |
| 1,1,2-TRICHLOROTRIFLUOROETHANE (CFC 113) | 1.0 | U | 1.0 | U | 28 | | 1.0 | U | 1.0 | U | 1.0 | U | 1.0 | U | 1.0 | U |
| 1,1-DICHLOROETHANE (1,1-DCA) | 1.0 | U | 1.0 | U | 26 | | 1.0 | U | 2.2 | | 1.0 | U | 1.0 | U | 1.0 | U |
| 1,1-DICHLOROETHENE (1,1-DCE) | 1.0 | U | 1.0 | U | 1.7 | | 1.0 | U | 1.0 | U | 1.0 | U | 1.0 | U | 1.0 | U |
| 1,2,4-TRICHLOROBENZENE | 0.25 | BJ | 1.0 | U | 1.0 | U | 1.0 | U | 1.0 | U | 1.0 | U | 1.0 | U | 1.0 | U |
| 1,2-DIBROMO-3-CHLOROPROPANE (DBCP) | 2.0 | U | 2.0 | U | 2.0 | U | 2.0 | U | 2.0 | U | 2.0 | U | 2.0 | U | 2.0 | U |
| 1,2-DIBROMOETHANE | 1.0 | U | 1.0 | U | 1.0 | U | 1.0 | U | 1.0 | U | 1.0 | U | 1.0 | U | 1.0 | U |
| 1,2-DICHLOROBENZENE | 1.0 | U | 1.0 | U | 1.0 | U | 1.0 | U | 1.0 | U | 1.0 | U | 1.0 | U | 1.0 | U |
| 1,2-DICHLOROETHANE | 1.0 | U | 1.0 | U | 1.0 | U | 1.0 | U | 1.0 | U | 1.0 | U | 1.0 | U | 1.0 | U |
| 1,2-DICHLOROPROPANE | 1.0 | U | 1.0 | U | 1.0 | U | 1.0 | U | 1.0 | U | 1.0 | U | 1.0 | U | 1.0 | U |
| 1,3-DICHLOROBENZENE | 1.0 | U | 1.0 | U | 1.0 | U | 1.0 | U | 1.0 | U | 1.0 | U | 1.0 | U | 1.0 | U |
| 1,4-DICHLOROBENZENE | 1.0 | U | 1.0 | U | 1.0 | U | 1.0 | U | 1.0 | U | 1.0 | U | 1.0 | U | 1.0 | U |
| 2-BUTANONE (MEK) | 5.0 | U | 5.0 | U | 1.7 | J | 5.0 | U | 5.0 | U | 5.0 | U | 5.0 | U | 5.0 | U |
| 2-HEXANONE | 5.0 | U | 5.0 | U | 5.0 | U | 5.0 | U | 5.0 | U | 5.0 | U | 5.0 | U | 5.0 | U |
| 4-METHYL-2-PENTANONE | 5.0 | U | 5.0 | U | 5.0 | U | 5.0 | U | 5.0 | U | 5.0 | U | 5.0 | U | 5.0 | U |
| ACETONE | 5.0 | U | 5.0 | U | 4.8 | J | 5.0 | U | 2.0 | J | 5.0 | U | 2.4 | J | 2.3 | J |
| BENZENE | 1.8 | | 2.4 | | 1.0 | U | 1.0 | U | 1.0 | U | 1.0 | U | 1.0 | U | 1.0 | U |
| BROMODICHLOROMETHANE | 1.0 | U | 1.0 | U | 1.0 | U | 1.0 | U | 1.0 | U | 1.0 | U | 1.0 | U | 1.0 | U |
| BROMOFORM | 1.0 | U | 1.0 | U | 1.0 | U | 1.0 | U | 1.0 | U | 1.0 | U | 1.0 | U | 1.0 | U |
| BROMOMETHANE | 1.0 | U | 1.0 | U | 1.0 | U | 1.0 | U | 1.0 | U | 1.0 | U | 1.0 | U | 1.0 | U |
| CARBON DISULFIDE | 1.0 | U | 1.0 | U | 2.0 | | 1.0 | U | 1.0 | U | 1.0 | U | 1.0 | U | 1.0 | U |
| CARBON TETRACHLORIDE | 1.0 | U | 1.0 | U | 1.0 | U | 1.0 | U | 1.0 | U | 1.0 | U | 1.0 | U | 1.0 | U |
| CHLOROBENZENE | 1.0 | U | 1.0 | U | 1.0 | U | 1.0 | U | 1.0 | U | 1.0 | U | 1.0 | U | 1.0 | U |
| CHLOROETHANE | 1.0 | U | 4.1 | | 1.0 | U | 1.0 | U | 1.0 | U | 1.0 | U | 1.0 | U | 1.0 | U |
| CHLOROFORM | 1.0 | U | 1.0 | U | 1.0 | U | 1.0 | U | 1.0 | U | 1.0 | U | 1.0 | U | 1.0 | U |
| CHLOROMETHANE | 0.21 | J | 1.0 | U | 1.0 | U | 1.0 | U | 1.0 | U | 1.0 | U | 1.0 | U | 1.0 | U |

U = Not Detected, J = Estimated

# TABLE 11

## SUMMARY OF ANALYTICAL TESTING RESULTS AT MOOG, INC.

Second Quarter 2014 (June 12, 2014) (Concentrations in ug/l)

| COMPOUND | MW-1B | | MW-2A | | MW-2B | | MW-3 | | MW-4 | | MW-5 | | MW-6 | | MW-7 | |
|---|---|---|---|---|---|---|---|---|---|---|---|---|---|---|---|---|
| CYCLOHEXANE | 0.79 | J | 0.98 | J | 1.0 | U | 1.0 | U | 1.0 | U | 1.0 | U | 1.0 | U | 1.0 | U |
| DIBROMOCHLOROMETHANE | 1.0 | U | 1.0 | U | 1.0 | U | 1.0 | U | 1.0 | U | 1.0 | U | 1.0 | U | 1.0 | U |
| DICHLORODIFLUOROMETHANE (CFC 12) | 1.0 | U | 1.0 | U | 1.0 | U | 1.0 | U | 1.0 | U | 1.0 | U | 1.0 | U | 1.0 | U |
| DICHLOROMETHANE | 1.0 | U | 0.33 | J | 1.0 | U | 1.0 | U | 1.0 | U | 1.0 | U | 1.0 | U | 1.0 | U |
| ETHYLBENZENE | 1.0 | U | 1.0 | U | 1.0 | U | 1.0 | U | 1.0 | U | 1.0 | U | 1.0 | U | 1.0 | U |
| ISOPROPYLBENZENE (CUMENE) | 1.9 | | 1.0 | U | 1.0 | U | 1.0 | U | 1.0 | U | 1.0 | U | 1.0 | U | 1.0 | U |
| METHYL ACETATE | 2.0 | U | 2.0 | U | 2.0 | U | 2.0 | U | 2.0 | U | 2.0 | U | 2.0 | U | 2.0 | U |
| METHYL TERT-BUTYL ETHER | 1.0 | U | 1.0 | U | 1.0 | U | 1.0 | U | 1.0 | U | 1.0 | U | 1.0 | U | 1.0 | U |
| METHYLCYCLOHEXANE | 1.0 | U | 1.4 | | 1.0 | U | 1.0 | U | 1.0 | U | 1.0 | U | 1.0 | U | 1.0 | U |
| STYRENE | 1.0 | U | 1.0 | U | 1.0 | U | 1.0 | U | 1.0 | U | 1.0 | U | 1.0 | U | 1.0 | U |
| TETRACHLOROETHENE (PCE) | 1.0 | U | 1.0 | U | 3.8 | | 1.0 | U | 1.0 | U | 1.0 | U | 1.0 | U | 1.0 | U |
| TOLUENE | 1.0 | U | 1.0 | U | 1.0 | U | 1.0 | U | 1.0 | U | 1.0 | U | 1.0 | U | 1.0 | U |
| TRICHLOROETHENE (TCE) | 1.0 | U | 1.0 | U | 8.7 | | 1.0 | U | 1.0 | U | 1.0 | U | 1.0 | U | 1.0 | U |
| TRICHLOROFLUOROMETHANE (CFC 11) | 1.0 | U | 1.0 | U | 1.0 | U | 1.0 | U | 1.0 | U | 1.0 | U | 1.0 | U | 1.0 | U |
| VINYL CHLORIDE | 1.0 | U | 1.0 | U | 8.8 | | 1.0 | U | 1.0 | U | 1.0 | U | 1.0 | U | 1.0 | U |
| CIS-1,2-DICHLOROETHENE | 1.0 | U | 1.0 | U | 8.6 | | 1.0 | U | 1.0 | U | 1.0 | U | 1.0 | U | 1.0 | U |
| CIS-1,3-DICHLOROPROPENE | 1.0 | U | 1.0 | U | 1.0 | U | 1.0 | U | 1.0 | U | 1.0 | U | 1.0 | U | 1.0 | U |
| M,P-XYLENES | 0.36 | J | 2.0 | U | 2.0 | U | 2.0 | U | 2.0 | U | 2.0 | U | 2.0 | U | 2.0 | U |
| O-XYLENE | 1.0 | U | 1.0 | U | 1.0 | U | 1.0 | U | 1.0 | U | 1.0 | U | 1.0 | U | 1.0 | U |
| TRANS-1,2-DICHLOROETHENE | 1.0 | U | 0.79 | J | 0.60 | J | 1.0 | U | 1.0 | U | 1.0 | U | 1.0 | U | 1.0 | U |
| TRANS-1,3-DICHLOROPROPENE | 1.0 | U | 1.0 | U | 1.0 | U | 1.0 | U | 1.0 | U | 1.0 | U | 1.0 | U | 1.0 | U |

U = Not Detected, J= Estimated

# TABLE 12
## SUMMARY OF ANALYTICAL TESTING RESULTS AT MOOG, INC.
Third Quarter 2014 (August 8, 2014) (Concentrations in ug/l)

| COMPOUND | MW-1B | | MW-2A | | MW-2B | | MW-3 | | MW-4 | | MW-5 | | MW-6 | | MW-7 | |
|---|---|---|---|---|---|---|---|---|---|---|---|---|---|---|---|---|
| 1,1,1-TRICHLOROETHANE (TCA) | 1.0 | U | 1.0 | U | 1.0 | U | 1.0 | U | 1.0 | U | 1.0 | U | 1.0 | U | 1.0 | U |
| 1,1,2,2-TETRACHLOROETHANE | 1.0 | U | 1.0 | U | 1.0 | U | 1.0 | U | 1.0 | U | 1.0 | U | 1.0 | U | 1.0 | U |
| 1,1,2-TRICHLOROETHANE | 1.0 | U | 1.0 | U | 1.0 | U | 1.0 | U | 1.0 | U | 1.0 | U | 1.0 | U | 1.0 | U |
| 1,1,2-TRICHLOROTRIFLUOROETHANE (CFC 113) | 1.0 | U | 1.0 | U | 13 | | 1.0 | U | 1.0 | U | 1.0 | U | 1.0 | U | 1.0 | U |
| 1,1-DICHLOROETHANE (1,1-DCA) | 1.0 | U | 1.0 | U | 81 | | 1.0 | U | 4.0 | | 1.0 | U | 1.0 | U | 1.0 | U |
| 1,1-DICHLOROETHENE (1,1-DCE) | 1.0 | U | 1.0 | U | 5.4 | | 1.0 | U | 1.0 | U | 1.0 | U | 1.0 | U | 1.0 | U |
| 1,2,4-TRICHLOROBENZENE | 1.0 | U | 1.0 | U | 1.0 | U | 1.0 | U | 1.0 | U | 1.0 | U | 1.0 | U | 1.0 | U |
| 1,2-DIBROMO-3-CHLOROPROPANE (DBCP) | 2.0 | U | 2.0 | U | 2.0 | U | 2.0 | U | 2.0 | U | 2.0 | U | 2.0 | U | 2.0 | U |
| 1,2-DIBROMOETHANE | 1.0 | U | 1.0 | U | 1.0 | U | 1.0 | U | 1.0 | U | 1.0 | U | 1.0 | U | 1.0 | U |
| 1,2-DICHLOROBENZENE | 1.0 | U | 1.0 | U | 1.0 | U | 1.0 | U | 1.0 | U | 1.0 | U | 1.0 | U | 1.0 | U |
| 1,2-DICHLOROETHANE | 1.0 | U | 1.0 | U | 1.0 | U | 1.0 | U | 1.0 | U | 1.0 | U | 1.0 | U | 1.0 | U |
| 1,2-DICHLOROPROPANE | 1.0 | U | 1.0 | U | 1.0 | U | 1.0 | U | 1.0 | U | 1.0 | U | 1.0 | U | 1.0 | U |
| 1,3-DICHLOROBENZENE | 1.0 | U | 1.0 | U | 1.0 | U | 1.0 | U | 1.0 | U | 1.0 | U | 1.0 | U | 1.0 | U |
| 1,4-DICHLOROBENZENE | 1.0 | U | 1.0 | U | 1.0 | U | 1.0 | U | 1.0 | U | 1.0 | U | 1.0 | U | 1.0 | U |
| 2-BUTANONE (MEK) | 5.0 | U | 5.0 | U | 5 | U | 5.0 | U | 5.0 | U | 5.0 | U | 5.0 | U | 5.0 | U |
| 2-HEXANONE | 5.0 | U | 5.0 | U | 5.0 | U | 5.0 | U | 5.0 | U | 5.0 | U | 5.0 | U | 5.0 | U |
| 4-METHYL-2-PENTANONE | 5.0 | U | 5.0 | U | 5.0 | U | 5.0 | U | 5.0 | U | 5.0 | U | 5.0 | U | 5.0 | U |
| ACETONE | 5.0 | U | 5.0 | U | 5 | U | 5.0 | U | 5.0 | U | 5.0 | U | 5.0 | U | 5.0 | U |
| BENZENE | 23 | | 4.3 | | 1.0 | U | 1.0 | U | 1.0 | U | 1.0 | U | 1.0 | U | 1.0 | U |
| BROMODICHLOROMETHANE | 1.0 | U | 1.0 | U | 1.0 | U | 1.0 | U | 1.0 | U | 1.0 | U | 1.0 | U | 1.0 | U |
| BROMOFORM | 1.0 | U | 1.0 | U | 1.0 | U | 1.0 | U | 1.0 | U | 1.0 | U | 1.0 | U | 1.0 | U |
| BROMOMETHANE | 1.0 | U | 1.0 | U | 1.0 | U | 1.0 | U | 1.0 | U | 1.0 | U | 1.0 | U | 1.0 | U |
| CARBON DISULFIDE | 1.0 | U | 1.0 | U | 1.7 | | 0.66 | J | 0.42 | J | 1.0 | U | 1.0 | U | 1.0 | U |
| CARBON TETRACHLORIDE | 1.0 | U | 1.0 | U | 1.0 | U | 1.0 | U | 1.0 | U | 1.0 | U | 1.0 | U | 1.0 | U |
| CHLOROBENZENE | 1.0 | U | 1.0 | U | 1.0 | U | 1.0 | U | 1.0 | U | 1.0 | U | 1.0 | U | 1.0 | U |
| CHLOROETHANE | 1.0 | U | 9.3 | | 1.0 | U | 1.0 | U | 1.0 | U | 1.0 | U | 1.0 | U | 1.0 | U |
| CHLOROFORM | 1.0 | U | 0.63 | J | 1.0 | U | 1.0 | U | 1.0 | U | 1.0 | U | 1.0 | U | 1.0 | U |
| CHLOROMETHANE | 1.0 | U | 1.0 | U | 1.0 | U | 1.0 | U | 1.0 | U | 1.0 | U | 1.0 | U | 1.0 | U |

U = Not Detected, J = Estimated

# TABLE 12

## SUMMARY OF ANALYTICAL TESTING RESULTS AT MOOG, INC.

Third Quarter 2014 (August 8, 2014) (Concentrations in ug/l)

| COMPOUND | MW-1B | | MW-2A | | MW-2B | | MW-3 | | MW-4 | | MW-5 | | MW-6 | | MW-7 | |
|---|---|---|---|---|---|---|---|---|---|---|---|---|---|---|---|---|
| CYCLOHEXANE | 1.4 | | 1.4 | | 1.0 | U | 1.0 | U | 1.0 | U | 1.0 | U | 1.0 | U | 1.0 | U |
| DIBROMOCHLOROMETHANE | 1.0 | U | 1.0 | U | 1.0 | U | 1.0 | U | 1.0 | U | 1.0 | U | 1.0 | U | 1.0 | U |
| DICHLORODIFLUOROMETHANE (CFC 12) | 1.0 | U | 1.0 | U | 1.0 | U | 1.0 | U | 1.0 | U | 1.0 | U | 1.0 | U | 1.0 | U |
| DICHLOROMETHANE | 1.0 | U | 1.0 | U | 1.0 | U | 1.0 | U | 1.0 | U | 1.0 | U | 1.0 | U | 1.0 | U |
| ETHYLBENZENE | 1.0 | U | 1.0 | U | 1.0 | U | 1.0 | U | 1.0 | U | 1.0 | U | 1.0 | U | 1.0 | U |
| ISOPROPYLBENZENE (CUMENE) | 2.5 | | 1.0 | U | 1.0 | U | 1.0 | U | 1.0 | U | 1.0 | U | 1.0 | U | 1.0 | U |
| METHYL ACETATE | 2.0 | U | 2.0 | U | 2.0 | U | 2.0 | U | 2.0 | U | 2.0 | U | 2.0 | U | 2.0 | U |
| METHYL TERT-BUTYL ETHER | 1.0 | U | 1.0 | U | 1.0 | U | 1.0 | U | 1.0 | U | 1.0 | U | 1.0 | U | 1.0 | U |
| METHYLCYCLOHEXANE | 1.0 | U | 0.8 | J | 1.0 | U | 1.0 | U | 1.0 | U | 1.0 | U | 1.0 | U | 1.0 | U |
| STYRENE | 1.0 | U | 1.0 | U | 1.0 | U | 1.0 | U | 1.0 | U | 1.0 | U | 1.0 | U | 1.0 | U |
| TETRACHLOROETHENE (PCE) | 1.0 | U | 1.0 | U | 4.9 | | 1.0 | U | 1.0 | U | 1.0 | U | 1.0 | U | 1.0 | U |
| TOLUENE | 1.0 | U | 1.0 | U | 1.0 | U | 1.0 | U | 1.0 | U | 1.0 | U | 1.0 | U | 1.0 | U |
| TRICHLOROETHENE (TCE) | 1.0 | U | 1.0 | U | 17 | | 1.0 | U | 1.0 | U | 1.0 | U | 1.0 | U | 1.0 | U |
| TRICHLOROFLUOROMETHANE (CFC 11) | 1.0 | U | 1.0 | U | 1.0 | U | 1.0 | U | 1.0 | U | 1.0 | U | 1.0 | U | 1.0 | U |
| VINYL CHLORIDE | 1.0 | U | 1.0 | U | 45 | | 1.0 | U | 1.0 | U | 1.0 | U | 1.0 | U | 1.0 | U |
| CIS-1,2-DICHLOROETHENE | 1.0 | U | 1.0 | U | 27 | | 1.0 | U | 1.0 | U | 1.0 | U | 1.0 | U | 1.0 | U |
| CIS-1,3-DICHLOROPROPENE | 1.0 | U | 1.0 | U | 1.0 | U | 1.0 | U | 1.0 | U | 1.0 | U | 1.0 | U | 1.0 | U |
| M,P-XYLENES | 6.0 | | 2.0 | U | 2.0 | U | 2.0 | U | 2.0 | U | 2.0 | U | 2.0 | U | 2.0 | U |
| O-XYLENE | 1.0 | U | 1.0 | U | 1.0 | U | 1.0 | U | 1.0 | U | 1.0 | U | 1.0 | U | 1.0 | U |
| TRANS-1,2-DICHLOROETHENE | 1.0 | U | 1.2 | | 1.8 | | 1.0 | U | 1.0 | U | 1.0 | U | 1.0 | U | 1.0 | U |
| TRANS-1,3-DICHLOROPROPENE | 1.0 | U | 1.0 | U | 1.0 | U | 1.0 | U | 1.0 | U | 1.0 | U | 1.0 | U | 1.0 | U |

U = Not Detected, J= Estimated

# TABLE 13
## SUMMARY OF ANALYTICAL TESTING RESULTS AT MOOG, INC.
Fourth Quarter 2014 (November 7) (Concentrations in ug/l)

| COMPOUND | MW-1B | | MW-2A | | MW-2B | | MW-3 | | MW-4 | | MW-5 | | MW-6 | | MW-7 | |
|---|---|---|---|---|---|---|---|---|---|---|---|---|---|---|---|---|
| 1,1,1-TRICHLOROETHANE (TCA) | 1.0 | U | 1.0 | U | 1.0 | U | 1.0 | U | 1.0 | U | 1.0 | U | 1.0 | U | 1.0 | U |
| 1,1,2,2-TETRACHLOROETHANE | 1.0 | U | 1.0 | U | 1.0 | U | 1.0 | U | 1.0 | U | 1.0 | U | 1.0 | U | 1.0 | U |
| 1,1,2-TRICHLOROETHANE | 1.0 | U | 1.0 | U | 1.0 | U | 1.0 | U | 1.0 | U | 1.0 | U | 1.0 | U | 1.0 | U |
| 1,1,2-TRICHLOROTRIFLUOROETHANE (CFC 113) | 1.0 | U | 1.0 | U | 4.3 | | 1.0 | U | 1.0 | U | 1.0 | U | 1.0 | U | 1.0 | U |
| 1,1-DICHLOROETHANE (1,1-DCA) | 1.0 | U | 1.0 | U | 130 | | 1.0 | U | 3.3 | | 1.0 | U | 0.44 | J | 1.0 | U |
| 1,1-DICHLOROETHENE (1,1-DCE) | 1.0 | U | 1.0 | U | 4.7 | | 1.0 | U | 1.0 | U | 1.0 | U | 1.0 | U | 1.0 | U |
| 1,2,4-TRICHLOROBENZENE | 1.0 | U | 1.0 | U | 1.0 | U | 1.0 | U | 1.0 | U | 1.0 | U | 1.0 | U | 1.0 | U |
| 1,2-DIBROMO-3-CHLOROPROPANE (DBCP) | 2.0 | U | 2.0 | U | 2.0 | U | 2.0 | U | 2.0 | U | 2.0 | U | 2.0 | U | 2.0 | U |
| 1,2-DIBROMOETHANE | 1.0 | U | 1.0 | U | 1.0 | U | 1.0 | U | 1.0 | U | 1.0 | U | 1.0 | U | 1.0 | U |
| 1,2-DICHLOROBENZENE | 1.0 | U | 1.0 | U | 1.0 | U | 1.0 | U | 1.0 | U | 1.0 | U | 1.0 | U | 1.0 | U |
| 1,2-DICHLOROETHANE | 1.0 | U | 1.0 | U | 1.0 | U | 1.0 | U | 1.0 | U | 1.0 | U | 1.0 | U | 1.0 | U |
| 1,2-DICHLOROPROPANE | 1.0 | U | 1.0 | U | 1.0 | U | 1.0 | U | 1.0 | U | 1.0 | U | 1.0 | U | 1.0 | U |
| 1,3-DICHLOROBENZENE | 1.0 | U | 1.0 | U | 1.0 | U | 1.0 | U | 1.0 | U | 1.0 | U | 1.0 | U | 1.0 | U |
| 1,4-DICHLOROBENZENE | 1.0 | U | 1.0 | U | 1.0 | U | 1.0 | U | 1.0 | U | 1.0 | U | 1.0 | U | 1.0 | U |
| 2-BUTANONE (MEK) | 5.0 | U | 5.0 | U | 5.0 | U | 5.0 | U | 5.0 | U | 5.0 | U | 5.0 | U | 5.0 | U |
| 2-HEXANONE | 5.0 | U | 5.0 | U | 5.0 | U | 5.0 | U | 5.0 | U | 5.0 | U | 5.0 | U | 5.0 | U |
| 4-METHYL-2-PENTANONE | 5.0 | U | 5.0 | U | 5.0 | U | 5.0 | U | 5.0 | U | 5.0 | U | 5.0 | U | 5.0 | U |
| ACETONE | 5.0 | U | 5.0 | U | 5.0 | U | 5.0 | U | 5.0 | U | 5.0 | U | 5.0 | U | 5.0 | U |
| BENZENE | 5.7 | | 2.6 | | 1.0 | U | 1.0 | U | 1.0 | U | 1.0 | U | 1.0 | U | 1.0 | U |
| BROMODICHLOROMETHANE | 1.0 | U | 1.0 | U | 1.0 | U | 1.0 | U | 1.0 | U | 1.0 | U | 1.0 | U | 1.0 | U |
| BROMOFORM | 1.0 | U | 1.0 | U | 1.0 | U | 1.0 | U | 1.0 | U | 1.0 | U | 1.0 | U | 1.0 | U |
| BROMOMETHANE | 1.0 | U | 1.0 | U | 1.0 | U | 1.0 | U | 1.0 | U | 1.0 | U | 1.0 | U | 1.0 | U |
| CARBON DISULFIDE | 1.0 | U | 1.0 | U | 3.5 | | 0.72 | J | 1.0 | U | 1.0 | U | 1.0 | U | 1.0 | U |
| CARBON TETRACHLORIDE | 1.0 | U | 1.0 | U | 1.0 | U | 1.0 | U | 1.0 | U | 1.0 | U | 1.0 | U | 1.0 | U |
| CHLOROBENZENE | 1.0 | U | 1.0 | U | 1.0 | U | 1.0 | U | 1.0 | U | 1.0 | U | 1.0 | U | 1.0 | U |
| CHLOROETHANE | 1.0 | U | 5.3 | | 1.0 | U | 1.0 | U | 1.0 | U | 1.0 | U | 1.0 | U | 1.0 | U |
| CHLOROFORM | 1.0 | U | 1.0 | U | 1.0 | U | 1.0 | U | 1.0 | U | 1.0 | U | 1.0 | U | 1.0 | U |
| CHLOROMETHANE | 1.0 | U | 1.0 | U | 1.0 | U | 1.0 | U | 1.0 | U | 1.0 | U | 1.0 | U | 1.0 | U |

U = Not Detected, J = Estimated

# TABLE 13

## SUMMARY OF ANALYTICAL TESTING RESULTS AT MOOG, INC.

**Fourth Quarter 2014 (November 7, 2014) (Concentrations in ug/l)**

| COMPOUND | MW-1B | | MW-2A | | MW-2B | | MW-3 | | MW-4 | | MW-5 | | MW-6 | | MW-7 | |
|---|---|---|---|---|---|---|---|---|---|---|---|---|---|---|---|---|
| CYCLOHEXANE | 1.0 | U | 1.0 | U | 1.0 | U | 1.0 | U | 1.0 | U | 1.0 | U | 1.0 | U | 1.0 | U |
| DIBROMOCHLOROMETHANE | 1.0 | U | 1.0 | U | 1.0 | U | 1.0 | U | 1.0 | U | 1.0 | U | 1.0 | U | 1.0 | U |
| DICHLORODIFLUOROMETHANE (CFC 12) | 1.0 | U | 1.0 | U | 1.0 | U | 1.0 | U | 1.0 | U | 1.0 | U | 1.0 | U | 1.0 | U |
| DICHLOROMETHANE | 1.0 | U | 0.45 | J | 1.0 | U | 1.0 | U | 1.0 | U | 1.0 | U | 1.0 | U | 1.0 | U |
| ETHYLBENZENE | 1.0 | U | 1.0 | U | 1.0 | U | 1.0 | U | 1.0 | U | 1.0 | U | 1.0 | U | 1.0 | U |
| ISOPROPYLBENZENE (CUMENE) | 1.7 | | 1.0 | U | 1.0 | U | 1.0 | U | 1.0 | U | 1.0 | U | 1.0 | U | 1.0 | U |
| METHYL ACETATE | 2.0 | U | 2.0 | U | 2.0 | U | 2.0 | U | 2.0 | U | 2.0 | U | 2.0 | U | 2.0 | U |
| METHYL TERT-BUTYL ETHER | 1.0 | U | 1.0 | U | 1.0 | U | 1.0 | U | 1.0 | U | 1.0 | U | 1.0 | U | 1.0 | U |
| METHYLCYCLOHEXANE | 1.0 | U | 1.0 | U | 1.0 | U | 1.0 | U | 1.0 | U | 1.0 | U | 1.0 | U | 1.0 | U |
| STYRENE | 1.0 | U | 1.0 | U | 1.0 | U | 1.0 | U | 1.0 | U | 1.0 | U | 1.0 | U | 1.0 | U |
| TETRACHLOROETHENE (PCE) | 1.0 | U | 1.0 | U | 3.9 | | 1.0 | U | 1.0 | U | 1.0 | U | 1.0 | U | 1.0 | U |
| TOLUENE | 1.0 | U | 1.0 | U | 0.24 | J | 1.0 | U | 1.0 | U | 1.0 | U | 1.0 | U | 1.0 | U |
| TRICHLOROETHENE (TCE) | 1.0 | U | 1.0 | U | 14 | | 1.0 | U | 1.0 | U | 1.0 | U | 1.0 | U | 1.0 | U |
| TRICHLOROFLUOROMETHANE (CFC 11) | 1.0 | U | 1.0 | U | 1.0 | U | 1.0 | U | 1.0 | U | 1.0 | U | 1.0 | U | 1.0 | U |
| VINYL CHLORIDE | 1.0 | U | 1.0 | U | 34 | | 1.0 | U | 1.0 | U | 1.0 | U | 1.0 | U | 1.0 | U |
| CIS-1,2-DICHLOROETHENE | 1.0 | U | 1.0 | U | 24 | | 1.0 | U | 1.0 | U | 1.0 | U | 1.0 | U | 1.0 | U |
| CIS-1,3-DICHLOROPROPENE | 1.0 | U | 1.0 | U | 1.0 | U | 1.0 | U | 1.0 | U | 1.0 | U | 1.0 | U | 1.0 | U |
| M,P-XYLENES | 1.3 | J | 2.0 | U | 2.0 | U | 2.0 | U | 2.0 | U | 2.0 | U | 2.0 | U | 2.0 | U |
| O-XYLENE | 1.0 | U | 1.0 | U | 1.0 | U | 1.0 | U | 1.0 | U | 1.0 | U | 1.0 | U | 1.0 | U |
| TRANS-1,2-DICHLOROETHENE | 1.0 | U | 0.62 | J | 4.8 | | 1.0 | U | 1.0 | U | 1.0 | U | 1.0 | U | 1.0 | U |
| TRANS-1,3-DICHLOROPROPENE | 1.0 | U | 1.0 | U | 1.0 | U | 1.0 | U | 1.0 | U | 1.0 | U | 1.0 | U | 1.0 | U |

U = Not Detected, J= Estimated

# TABLE 14
## SUMMARY OF ANALYTICAL TESTING RESULTS AT MOOG, INC.
First Quarter 2015 (Concentrations in ug/l)

| COMPOUND | MW-1B | | MW-2A | | MW-2B | | MW-3 | | MW-4 | | MW-5 | | MW-6 | | MW-7 | |
|---|---|---|---|---|---|---|---|---|---|---|---|---|---|---|---|---|
| 1,1,1-TRICHLOROETHANE (TCA) | 1.0 | U | 1.0 | U | 1.0 | U | 1.0 | U | 1.0 | U | 1.0 | U | 1.0 | U | 1.0 | U |
| 1,1,2,2-TETRACHLOROETHANE | 1.0 | U | 1.0 | U | 1.0 | U | 1.0 | U | 1.0 | U | 1.0 | U | 1.0 | U | 1.0 | U |
| 1,1,2-TRICHLOROETHANE | 1.0 | U | 1.0 | U | 1.0 | U | 1.0 | U | 1.0 | U | 1.0 | U | 1.0 | U | 1.0 | U |
| 1,1,2-TRICHLOROTRIFLUOROETHANE (CFC 113) | 1.0 | U | 1.0 | U | 9.1 | | 1.0 | U | 1.0 | U | 1.0 | U | 1.0 | U | 1.0 | U |
| 1,1-DICHLOROETHANE (1,1-DCA) | 1.0 | U | 1.0 | U | 3.6 | | 1.0 | U | 2.0 | | 1.0 | U | 1.0 | U | 0.49 | J |
| 1,1-DICHLOROETHENE (1,1-DCE) | 1.0 | U | 1.0 | U | 1.0 | U | 1.0 | U | 1.0 | U | 1.0 | U | 1.0 | U | 1.0 | U |
| 1,2,4-TRICHLOROBENZENE | 1.0 | U | 1.0 | U | 1.0 | U | 1.0 | U | 1.0 | U | 1.0 | U | 1.0 | U | 1.0 | U |
| 1,2-DIBROMO-3-CHLOROPROPANE (DBCP) | 2.0 | U | 2.0 | U | 2.0 | U | 2.0 | U | 2.0 | U | 2.0 | U | 2.0 | U | 2.0 | U |
| 1,2-DIBROMOETHANE | 1.0 | U | 1.0 | U | 1.0 | U | 1.0 | U | 1.0 | U | 1.0 | U | 1.0 | U | 1.0 | U |
| 1,2-DICHLOROBENZENE | 1.0 | U | 1.0 | U | 1.0 | U | 1.0 | U | 1.0 | U | 1.0 | U | 1.0 | U | 1.0 | U |
| 1,2-DICHLOROETHANE | 1.0 | U | 1.0 | U | 1.0 | U | 1.0 | U | 1.0 | U | 1.0 | U | 1.0 | U | 1.0 | U |
| 1,2-DICHLOROPROPANE | 1.0 | U | 1.0 | U | 1.0 | U | 1.0 | U | 1.0 | U | 1.0 | U | 1.0 | U | 1.0 | U |
| 1,3-DICHLOROBENZENE | 1.0 | U | 1.0 | U | 1.0 | U | 1.0 | U | 1.0 | U | 1.0 | U | 1.0 | U | 1.0 | U |
| 1,4-DICHLOROBENZENE | 1.0 | U | 1.0 | U | 1.0 | U | 1.0 | U | 1.0 | U | 1.0 | U | 1.0 | U | 1.0 | U |
| 2-BUTANONE (MEK) | 5.0 | U | 5.0 | U | 5.0 | U | 5.0 | U | 5.0 | U | 5.0 | U | 5.0 | U | 5.0 | U |
| 2-HEXANONE | 5.0 | U | 5.0 | U | 5.0 | U | 5.0 | U | 5.0 | U | 5.0 | U | 5.0 | U | 5.0 | U |
| 4-METHYL-2-PENTANONE | 5.0 | U | 5.0 | U | 5.0 | U | 5.0 | U | 5.0 | U | 5.0 | U | 5.0 | U | 5.0 | U |
| ACETONE | 5.0 | U | 5.0 | U | 5 | U | 5.0 | U | 5.0 | U | 5.0 | U | 5.0 | U | 2.9 | J |
| BENZENE | 1.6 | | 1.0 | U | 1.0 | U | 1.0 | U | 1.0 | U | 1.0 | U | 1.0 | U | 1.0 | U |
| BROMODICHLOROMETHANE | 1.0 | U | 1.0 | U | 1.0 | U | 1.0 | U | 1.0 | U | 1.0 | U | 1.0 | U | 1.0 | U |
| BROMOFORM | 1.0 | U | 1.0 | U | 1.0 | U | 1.0 | U | 1.0 | U | 1.0 | U | 1.0 | U | 1.0 | U |
| BROMOMETHANE | 1.0 | U | 1.0 | U | 1.0 | U | 1.0 | U | 1.0 | U | 1.0 | U | 1.0 | U | 1.0 | U |
| CARBON DISULFIDE | 1.0 | U | 1.0 | U | 1.0 | U | 1.0 | U | 1.0 | U | 1.0 | U | 1.0 | U | 1.0 | U |
| CARBON TETRACHLORIDE | 1.0 | U | 1.0 | U | 1.0 | U | 1.0 | U | 1.0 | U | 1.0 | U | 1.0 | U | 1.0 | U |
| CHLOROBENZENE | 1.0 | U | 1.0 | U | 1.0 | U | 1.0 | U | 1.0 | U | 1.0 | U | 1.0 | U | 1.0 | U |
| CHLOROETHANE | 1.0 | U | 4.1 | | 1.0 | U | 1.0 | U | 1.0 | U | 1.0 | U | 1.0 | U | 1.0 | U |
| CHLOROFORM | 1.0 | U | 1.0 | U | 1.0 | U | 1.0 | U | 1.0 | U | 1.0 | U | 1.0 | U | 1.0 | U |
| CHLOROMETHANE | 1.0 | U | 1.0 | U | 1.0 | U | 1.0 | U | 1.0 | U | 1.0 | U | 1.0 | U | 1.0 | U |

U = Not Detected, J = Estimated

# TABLE 14

## SUMMARY OF ANALYTICAL TESTING RESULTS AT MOOG, INC.

**First Quarter 2015 (Concentrations in ug/l)**

| COMPOUND | MW-1B | | MW-2A | | MW-2B | | MW-3 | | MW-4 | | MW-5 | | MW-6 | | MW-7 | |
|---|---|---|---|---|---|---|---|---|---|---|---|---|---|---|---|---|
| CYCLOHEXANE | 0.39 | J | 1.0 | | 1.0 | U | 1.0 | U | 1.0 | U | 1.0 | U | 1.0 | U | 1.0 | U |
| DIBROMOCHLOROMETHANE | 1.0 | U | 1.0 | U | 1.0 | U | 1.0 | U | 1.0 | U | 1.0 | U | 1.0 | U | 1.0 | U |
| DICHLORODIFLUOROMETHANE (CFC 12) | 1.0 | U | 1.0 | U | 1.0 | U | 1.0 | U | 1.0 | U | 1.0 | U | 1.0 | U | 1.0 | U |
| DICHLOROMETHANE | 1.0 | U | 1.0 | U | 1.0 | U | 1.0 | U | 1.0 | U | 1.0 | U | 1.0 | U | 1.0 | U |
| ETHYLBENZENE | 1.0 | U | 1.0 | U | 1.0 | U | 1.0 | U | 1.0 | U | 1.0 | U | 1.0 | U | 1.0 | U |
| ISOPROPYLBENZENE (CUMENE) | 1.4 | | 1.0 | U | 1.0 | U | 1.0 | U | 1.0 | U | 1.0 | U | 1.0 | U | 1.0 | U |
| METHYL ACETATE | 2.0 | U | 2.0 | U | 2.0 | U | 2.0 | U | 2.0 | U | 2.0 | U | 2.0 | U | 2.0 | U |
| METHYL TERT-BUTYL ETHER | 1.0 | U | 1.0 | U | 1.0 | U | 1.0 | U | 1.0 | U | 1.0 | U | 1.0 | U | 1.0 | U |
| METHYLCYCLOHEXANE | 1.0 | U | 1.0 | U | 1.0 | U | 1.0 | U | 1.0 | U | 1.0 | U | 1.0 | U | 1.0 | U |
| STYRENE | 1.0 | U | 1.0 | U | 1.0 | U | 1.0 | U | 1.0 | U | 1.0 | U | 1.0 | U | 1.0 | U |
| TETRACHLOROETHENE (PCE) | 1.0 | U | 1.0 | U | 2.3 | | 1.0 | U | 1.0 | U | 1.0 | U | 1.0 | U | 1.0 | U |
| TOLUENE | 1.0 | U | 1.0 | U | 1.0 | U | 1.0 | U | 1.0 | U | 1.0 | U | 1.0 | U | 1.0 | U |
| TRICHLOROETHENE (TCE) | 1.0 | U | 1.0 | U | 5.7 | | 1.0 | U | 1.0 | U | 1.0 | U | 1.0 | U | 1.0 | U |
| TRICHLOROFLUOROMETHANE (CFC 11) | 1.0 | U | 1.0 | U | 1.0 | U | 1.0 | U | 1.0 | U | 1.0 | U | 1.0 | U | 1.0 | U |
| VINYL CHLORIDE | 1.0 | U | 1.0 | U | 4.9 | | 1.0 | U | 1.0 | U | 1.0 | U | 1.0 | U | 1.0 | U |
| CIS-1,2-DICHLOROETHENE | 1.0 | U | 1.0 | U | 0.69 | J | 1.0 | U | 1.0 | U | 1.0 | U | 1.0 | U | 1.0 | U |
| CIS-1,3-DICHLOROPROPENE | 1.0 | U | 1.0 | U | 1.0 | U | 1.0 | U | 1.0 | U | 1.0 | U | 1.0 | U | 1.0 | U |
| M,P-XYLENES | 0.73 | J | 2.0 | U | 2.0 | U | 2.0 | U | 2.0 | U | 2.0 | U | 2.0 | U | 2.0 | U |
| O-XYLENE | 1.0 | U | 1.0 | U | 1.0 | U | 1.0 | U | 1.0 | U | 1.0 | U | 1.0 | U | 1.0 | U |
| TRANS-1,2-DICHLOROETHENE | 1.0 | U | 0.84 | J | 0.93 | J | 1.0 | U | 1.0 | U | 1.0 | U | 1.0 | U | 1.0 | U |
| TRANS-1,3-DICHLOROPROPENE | 1.0 | U | 1.0 | U | 1.0 | U | 1.0 | U | 1.0 | U | 1.0 | U | 1.0 | U | 1.0 | U |

U = Not Detected, J= Estimated

# TABLE 15
## SUMMARY OF ANALYTICAL TESTING RESULTS AT MOOG, INC.
Second Quarter 2015 (Concentrations in ug/l)

| COMPOUND | MW-1B | | MW-2A | | MW-2B | | MW-3 | | MW-4 | | MW-5 | | MW-6 | | MW-7 | |
|---|---|---|---|---|---|---|---|---|---|---|---|---|---|---|---|---|
| 1,1,1-TRICHLOROETHANE (TCA) | 1.0 | U | 1.0 | U | 1.0 | U | 1.0 | U | 1.0 | U | 1.0 | U | 1.0 | U | 1.0 | U |
| 1,1,2,2-TETRACHLOROETHANE | 1.0 | U | 1.0 | U | 1.0 | U | 1.0 | U | 1.0 | U | 1.0 | U | 1.0 | U | 1.0 | U |
| 1,1,2-TRICHLOROETHANE | 1.0 | U | 1.0 | U | 1.0 | U | 1.0 | U | 1.0 | U | 1.0 | U | 1.0 | U | 1.0 | U |
| 1,1,2-TRICHLOROTRIFLUOROETHANE (CFC 113) | 1.0 | U | 1.0 | U | 5.0 | | 1.0 | U | 1.0 | U | 1.0 | U | 1.0 | U | 1.0 | U |
| 1,1-DICHLOROETHANE (1,1-DCA) | 1.0 | U | 1.0 | U | 10 | | 1.0 | U | 2.2 | | 1.0 | U | 1.0 | U | 1.0 | U |
| 1,1-DICHLOROETHENE (1,1-DCE) | 1.0 | U | 1.0 | U | 1.2 | | 1.0 | U | 1.0 | U | 1.0 | U | 1.0 | U | 1.0 | U |
| 1,2,4-TRICHLOROBENZENE | 1.0 | U | 1.0 | U | 1.0 | U | 1.0 | U | 1.0 | U | 1.0 | U | 1.0 | U | 1.0 | U |
| 1,2-DIBROMO-3-CHLOROPROPANE (DBCP) | 2.0 | U | 2.0 | U | 2.0 | U | 2.0 | U | 2.0 | U | 2.0 | U | 2.0 | U | 2.0 | U |
| 1,2-DIBROMOETHANE | 1.0 | U | 1.0 | U | 1.0 | U | 1.0 | U | 1.0 | U | 1.0 | U | 1.0 | U | 1.0 | U |
| 1,2-DICHLOROBENZENE | 1.0 | U | 1.0 | U | 1.0 | U | 1.0 | U | 1.0 | U | 1.0 | U | 1.0 | U | 1.0 | U |
| 1,2-DICHLOROETHANE | 1.0 | U | 1.0 | U | 1.0 | U | 1.0 | U | 1.0 | U | 1.0 | U | 1.0 | U | 1.0 | U |
| 1,2-DICHLOROPROPANE | 1.0 | U | 1.0 | U | 1.0 | U | 1.0 | U | 1.0 | U | 1.0 | U | 1.0 | U | 1.0 | U |
| 1,3-DICHLOROBENZENE | 1.0 | U | 1.0 | U | 1.0 | U | 1.0 | U | 1.0 | U | 1.0 | U | 1.0 | U | 1.0 | U |
| 1,4-DICHLOROBENZENE | 1.0 | U | 1.0 | U | 1.0 | U | 1.0 | U | 1.0 | U | 1.0 | U | 1.0 | U | 1.0 | U |
| 2-BUTANONE (MEK) | 5.0 | U | 5.0 | U | 5 | U | 5.0 | U | 5.0 | U | 5.0 | U | 5.0 | U | 5.0 | U |
| 2-HEXANONE | 5.0 | U | 5.0 | U | 5.0 | U | 5.0 | U | 5.0 | U | 5.0 | U | 5.0 | U | 5.0 | U |
| 4-METHYL-2-PENTANONE | 5.0 | U | 5.0 | U | 5.0 | U | 5.0 | U | 5.0 | U | 5.0 | U | 5.0 | U | 5.0 | U |
| ACETONE | 5.0 | U | 5.0 | U | 5.0 | U | 5.0 | U | 5.0 | U | 5.0 | U | 5.0 | U | 5.0 | U |
| BENZENE | 1.7 | | 1.9 | | 1.0 | U | 1.0 | U | 1.0 | U | 1.0 | U | 1.0 | U | 1.0 | U |
| BROMODICHLOROMETHANE | 1.0 | U | 1.0 | U | 1.0 | U | 1.0 | U | 1.0 | U | 1.0 | U | 1.0 | U | 1.0 | U |
| BROMOFORM | 1.0 | U | 1.0 | U | 1.0 | U | 1.0 | U | 1.0 | U | 1.0 | U | 1.0 | U | 1.0 | U |
| BROMOMETHANE | 1.0 | U | 1.0 | U | 1.0 | U | 1.0 | U | 1.0 | U | 1.0 | U | 1.0 | U | 1.0 | U |
| CARBON DISULFIDE | 1.0 | U | 0.39 | J | 0.27 | J | 1.0 | U | 1.0 | U | 1.0 | U | 1.0 | U | 1.0 | U |
| CARBON TETRACHLORIDE | 1.0 | U | 1.0 | U | 1.0 | U | 1.0 | U | 1.0 | U | 1.0 | U | 1.0 | U | 1.0 | U |
| CHLOROBENZENE | 1.0 | U | 1.0 | U | 1.0 | U | 1.0 | U | 1.0 | U | 1.0 | U | 1.0 | U | 1.0 | U |
| CHLOROETHANE | 1.0 | U | 4.6 | | 1.0 | U | 1.0 | U | 1.0 | U | 1.0 | U | 1.0 | U | 1.0 | U |
| CHLOROFORM | 1.0 | U | 1.0 | U | 1.0 | U | 1.0 | U | 1.0 | U | 1.0 | U | 1.0 | U | 1.0 | U |
| CHLOROMETHANE | 1.0 | U | 1.0 | U | 1.0 | U | 1.0 | U | 1.0 | U | 1.0 | U | 1.0 | U | 1.0 | U |

U = Not Detected, J = Estimated

# TABLE 15 (Continued)
## SUMMARY OF ANALYTICAL TESTING RESULTS AT MOOG, INC.
Fourth Quarter 2015 (Concentrations in ug/l)

| COMPOUND | MW-1B | | MW-2A | | MW-2B | | MW-3 | | MW-4 | | MW-5 | | MW-6 | | MW-7 | |
|---|---|---|---|---|---|---|---|---|---|---|---|---|---|---|---|---|
| CYCLOHEXANE | 0.39 | J | 0.7 | J | 1.0 | U | 1.0 | U | 1.0 | U | 1.0 | U | 1.0 | U | 1.0 | U |
| DIBROMOCHLOROMETHANE | 1.0 | U | 1.0 | U | 1.0 | U | 1.0 | U | 1.0 | U | 1.0 | U | 1.0 | U | 1.0 | U |
| DICHLORODIFLUOROMETHANE (CFC 12) | 1.0 | U | 1.0 | U | 1.0 | U | 1.0 | U | 1.0 | U | 1.0 | U | 1.0 | U | 1.0 | U |
| DICHLOROMETHANE | 1.0 | U | 1.0 | U | 1.0 | U | 1.0 | U | 1.0 | U | 1.0 | U | 1.0 | U | 1.0 | U |
| ETHYLBENZENE | 1.0 | U | 1.0 | U | 1.0 | U | 1.0 | U | 1.0 | U | 1.0 | U | 1.0 | U | 1.0 | U |
| ISOPROPYLBENZENE (CUMENE) | 0.88 | J | 1.0 | U | 1.0 | U | 1.0 | U | 1.0 | U | 1.0 | U | 1.0 | U | 1.0 | U |
| METHYL ACETATE | 2.0 | U | 2.0 | U | 2.0 | U | 2.0 | U | 2.0 | U | 2.0 | U | 2.0 | U | 2.0 | U |
| METHYL TERT-BUTYL ETHER | 1.0 | U | 1.0 | U | 1.0 | U | 1.0 | U | 1.0 | U | 1.0 | U | 1.0 | U | 1.0 | U |
| METHYLCYCLOHEXANE | 1.0 | U | 1.0 | U | 1.0 | U | 1.0 | U | 1.0 | U | 1.0 | U | 1.0 | U | 1.0 | U |
| STYRENE | 1.0 | U | 1.0 | U | 1.0 | U | 1.0 | U | 1.0 | U | 1.0 | U | 1.0 | U | 1.0 | U |
| TETRACHLOROETHENE (PCE) | 1.0 | U | 1.0 | U | 1.9 | | 1.0 | U | 1.0 | U | 1.0 | U | 1.0 | U | 1.0 | U |
| TOLUENE | 1.0 | U | 1.0 | U | 1.0 | U | 1.0 | U | 1.0 | U | 1.0 | U | 1.0 | U | 1.0 | U |
| TRICHLOROETHENE (TCE) | 1.0 | U | 1.0 | U | 7.0 | | 1.0 | U | 1.0 | U | 1.0 | U | 1.0 | U | 1.0 | U |
| TRICHLOROFLUOROMETHANE (CFC 11) | 1.0 | U | 1.0 | U | 1.0 | U | 1.0 | U | 1.0 | U | 1.0 | U | 1.0 | U | 1.0 | U |
| VINYL CHLORIDE | 1.0 | U | 1.0 | U | 5.1 | | 1.0 | U | 1.0 | U | 1.0 | U | 1.0 | U | 1.0 | U |
| CIS-1,2-DICHLOROETHENE | 1.0 | U | 1.0 | U | 3.1 | | 1.0 | U | 0.34 | J | 1.0 | U | 1.0 | U | 1.0 | U |
| CIS-1,3-DICHLOROPROPENE | 1.0 | U | 1.0 | U | 1.0 | U | 1.0 | U | 1.0 | U | 1.0 | U | 1.0 | U | 1.0 | U |
| M,P-XYLENES | 0.35 | J | 2.0 | U | 2.0 | U | 2.0 | U | 2.0 | U | 2.0 | U | 2.0 | U | 2.0 | U |
| O-XYLENE | 1.0 | U | 1.0 | U | 1.0 | U | 1.0 | U | 1.0 | U | 1.0 | U | 1.0 | U | 1.0 | U |
| TRANS-1,2-DICHLOROETHENE | 1.0 | U | 0.39 | J | 3.4 | | 1.0 | U | 1.0 | U | 1.0 | U | 1.0 | U | 1.0 | U |
| TRANS-1,3-DICHLOROPROPENE | 1.0 | U | 1.0 | U | 1.0 | U | 1.0 | U | 1.0 | U | 1.0 | U | 1.0 | U | 1.0 | U |

U = Not Detected, J= Estimated

# TABLE 16
## SUMMARY OF ANALYTICAL TESTING RESULTS AT MOOG, INC.
Third Quarter 2015 (Concentrations in ug/l)

| COMPOUND | MW-1B | | MW-2A | | MW-2B | | MW-3 | | MW-4 | | MW-5 | | MW-6 | | MW-7 | |
|---|---|---|---|---|---|---|---|---|---|---|---|---|---|---|---|---|
| 1,1,1-TRICHLOROETHANE (TCA) | 1.0 | U | 1.0 | U | 1.1 | | 1.0 | U | 1.0 | U | 1.0 | U | 1.0 | U | 1.0 | U |
| 1,1,2,2-TETRACHLOROETHANE | 1.0 | U | 1.0 | U | 1.0 | U | 1.0 | U | 1.0 | U | 1.0 | U | 1.0 | U | 1.0 | U |
| 1,1,2-TRICHLOROETHANE | 1.0 | U | 1.0 | U | 1.0 | U | 1.0 | U | 1.0 | U | 1.0 | U | 1.0 | U | 1.0 | U |
| 1,1,2-TRICHLOROTRIFLUOROETHANE (CFC 113) | 1.0 | U | 1.0 | U | 1.4 | | 1.0 | U | 1.0 | U | 1.0 | U | 1.0 | U | 1.0 | U |
| 1,1-DICHLOROETHANE (1,1-DCA) | 1.0 | U | 1.0 | U | 220 | | 1.0 | U | 1.9 | | 1.0 | U | 1.0 | U | 1.0 | U |
| 1,1-DICHLOROETHENE (1,1-DCE) | 1.0 | U | 1.0 | U | 8.9 | | 1.0 | U | 1.0 | U | 1.0 | U | 1.0 | U | 1.0 | U |
| 1,2,4-TRICHLOROBENZENE | 1.0 | U | 1.0 | U | 1.0 | U | 1.0 | U | 1.0 | U | 1.0 | U | 1.0 | U | 1.0 | U |
| 1,2-DIBROMO-3-CHLOROPROPANE (DBCP) | 2.0 | U | 2.0 | U | 2.0 | U | 2.0 | U | 2.0 | U | 2.0 | U | 2.0 | U | 2.0 | U |
| 1,2-DIBROMOETHANE | 1.0 | U | 1.0 | U | 1.0 | U | 1.0 | U | 1.0 | U | 1.0 | U | 1.0 | U | 1.0 | U |
| 1,2-DICHLOROBENZENE | 1.0 | U | 1.0 | U | 1.0 | U | 1.0 | U | 1.0 | U | 1.0 | U | 1.0 | U | 1.0 | U |
| 1,2-DICHLOROETHANE | 1.0 | U | 1.0 | U | 1.0 | U | 1.0 | U | 1.0 | U | 1.0 | U | 1.0 | U | 1.0 | U |
| 1,2-DICHLOROPROPANE | 1.0 | U | 1.0 | U | 1.0 | U | 1.0 | U | 1.0 | U | 1.0 | U | 1.0 | U | 1.0 | U |
| 1,3-DICHLOROBENZENE | 1.0 | U | 1.0 | U | 1.0 | U | 1.0 | U | 1.0 | U | 1.0 | U | 1.0 | U | 1.0 | U |
| 1,4-DICHLOROBENZENE | 1.0 | U | 1.0 | U | 1.0 | U | 1.0 | U | 1.0 | U | 1.0 | U | 1.0 | U | 1.0 | U |
| 2-BUTANONE (MEK) | 5.0 | U | 5.0 | U | 5.0 | U | 5.0 | U | 5.0 | U | 5.0 | U | 5.0 | U | 5.0 | U |
| 2-HEXANONE | 5.0 | U | 5.0 | U | 5.0 | U | 5.0 | U | 5.0 | U | 5.0 | U | 5.0 | U | 5.0 | U |
| 4-METHYL-2-PENTANONE | 5.0 | U | 5.0 | U | 5.0 | U | 5.0 | U | 5.0 | U | 5.0 | U | 5.0 | U | 5.0 | U |
| ACETONE | 3.2 | J | 5.0 | U | 1.7 | J | 5.0 | U | 5.0 | U | 5.0 | U | 5.0 | U | 5.0 | U |
| BENZENE | 1.0 | U | 2.4 | | 1.0 | U | 1.0 | U | 1.0 | U | 1.0 | U | 1.0 | U | 1.0 | U |
| BROMODICHLOROMETHANE | 1.0 | U | 1.0 | U | 1.0 | U | 1.0 | U | 1.0 | U | 1.0 | U | 1.0 | U | 1.0 | U |
| BROMOFORM | 1.0 | U | 1.0 | U | 1.0 | U | 1.0 | U | 1.0 | U | 1.0 | U | 1.0 | U | 1.0 | U |
| BROMOMETHANE | 1.0 | U | 1.0 | U | 1.0 | U | 1.0 | U | 1.0 | U | 1.0 | U | 1.0 | U | 1.0 | U |
| CARBON DISULFIDE | 1.0 | U | 1.0 | U | 3.2 | | 0.4 | J | 0.45 | J | 1.0 | U | 1.0 | U | 1.0 | U |
| CARBON TETRACHLORIDE | 1.0 | U | 1.0 | U | 1.0 | U | 1.0 | U | 1.0 | U | 1.0 | U | 1.0 | U | 1.0 | U |
| CHLOROBENZENE | 1.0 | U | 1.0 | U | 1.0 | U | 1.0 | U | 1.0 | U | 1.0 | U | 1.0 | U | 1.0 | U |
| CHLOROETHANE | 1.0 | U | 5.1 | | 1.0 | U | 1.0 | U | 1.0 | U | 1.0 | U | 1.0 | U | 1.0 | U |
| CHLOROFORM | 1.0 | U | 1.0 | U | 1.0 | U | 1.0 | U | 1.0 | U | 1.0 | U | 1.0 | U | 1.0 | U |
| CHLOROMETHANE | 1.0 | U | 1.0 | U | 1.0 | U | 1.0 | U | 1.0 | U | 1.0 | U | 1.0 | U | 1.0 | U |

U = Not Detected, J = Estimated

# TABLE 16

## SUMMARY OF ANALYTICAL TESTING RESULTS AT MOOG, INC.

**Third Fourth Quarter 2015 (Concentrations in ug/l)**

| COMPOUND | MW-1B | | MW-2A | | MW-2B | | MW-3 | | MW-4 | | MW-5 | | MW-6 | | MW-7 | |
|---|---|---|---|---|---|---|---|---|---|---|---|---|---|---|---|---|
| CYCLOHEXANE | 0.39 | J | 0.56 | J | 1.0 | U | 1.0 | U | 1.0 | U | 1.0 | U | 1.0 | U | 1.0 | U |
| DIBROMOCHLOROMETHANE | 1.0 | U | 1.0 | U | 1.0 | U | 1.0 | U | 1.0 | U | 1.0 | U | 1.0 | U | 1.0 | U |
| DICHLORODIFLUOROMETHANE (CFC 12) | 1.0 | U | 1.0 | U | 1.0 | U | 1.0 | U | 1.0 | U | 1.0 | U | 1.0 | U | 1.0 | U |
| DICHLOROMETHANE | 1.0 | U | 1.0 | U | 1.0 | U | 1.0 | U | 1.0 | U | 1.0 | U | 1.0 | U | 1.0 | U |
| ETHYLBENZENE | 1.0 | U | 1.0 | U | 1.0 | U | 1.0 | U | 1.0 | U | 1.0 | U | 1.0 | U | 1.0 | U |
| ISOPROPYLBENZENE (CUMENE) | 0.82 | J | 1.0 | U | 1.0 | U | 1.0 | U | 1.0 | U | 1.0 | U | 1.0 | U | 1.0 | U |
| METHYL ACETATE | 2.0 | U | 2.0 | U | 2.0 | U | 2.0 | U | 2.0 | U | 2.0 | U | 2.0 | U | 2.0 | U |
| METHYL TERT-BUTYL ETHER | 1.0 | U | 1.0 | U | 1.0 | U | 1.0 | U | 1.0 | U | 1.0 | U | 1.0 | U | 1.0 | U |
| METHYLCYCLOHEXANE | 1.0 | U | 1.0 | U | 1.0 | U | 1.0 | U | 1.0 | U | 1.0 | U | 1.0 | U | 1.0 | U |
| STYRENE | 1.0 | U | 1.0 | U | 1.0 | U | 1.0 | U | 1.0 | U | 1.0 | U | 1.0 | U | 1.0 | U |
| TETRACHLOROETHENE (PCE) | 1.0 | U | 1.0 | U | 1.8 | | 1.0 | U | 1.0 | U | 1.0 | U | 1.0 | U | 1.0 | U |
| TOLUENE | 1.0 | U | 1.0 | U | 1.0 | U | 1.0 | U | 1.0 | U | 1.0 | U | 1.0 | U | 1.0 | U |
| TRICHLOROETHENE (TCE) | 1.0 | U | 1.0 | U | 16 | | 1.0 | U | 1.0 | U | 1.0 | U | 1.0 | U | 1.0 | U |
| TRICHLOROFLUOROMETHANE (CFC 11) | 1.0 | U | 1.0 | U | 1.0 | U | 1.0 | U | 1.0 | U | 1.0 | U | 1.0 | U | 1.0 | U |
| VINYL CHLORIDE | 1.0 | U | 1.0 | U | 130 | | 1.0 | U | 1.0 | U | 1.0 | U | 1.0 | U | 1.0 | U |
| CIS-1,2-DICHLOROETHENE | 1.0 | U | 1.0 | U | 77 | | 1.0 | U | 1.0 | U | 1.0 | U | 1.0 | U | 1.0 | U |
| CIS-1,3-DICHLOROPROPENE | 1.0 | U | 1.0 | U | 1.0 | U | 1.0 | U | 1.0 | U | 1.0 | U | 1.0 | U | 1.0 | U |
| M,P-XYLENES | 1.0 | U | 2.0 | U | 2.0 | U | 2.0 | U | 2.0 | U | 2.0 | U | 2.0 | U | 2.0 | U |
| O-XYLENE | 1.0 | U | 1.0 | U | 1.0 | U | 1.0 | U | 1.0 | U | 1.0 | U | 1.0 | U | 1.0 | U |
| TRANS-1,2-DICHLOROETHENE | 1.0 | U | 0.50 | J | 26 | | 1.0 | U | 1.0 | U | 1.0 | U | 1.0 | U | 1.0 | U |
| TRANS-1,3-DICHLOROPROPENE | 1.0 | U | 1.0 | U | 1.0 | U | 1.0 | U | 1.0 | U | 1.0 | U | 1.0 | U | 1.0 | U |

U = Not Detected, J= Estimated

# TABLE 17

## SUMMARY OF ANALYTICAL TESTING RESULTS AT MOOG, INC.

Fourth Quarter 2015 (Concentrations in ug/l)

| COMPOUND | MW-1B | | MW-2A | | MW-2B | | MW-3 | | MW-4 | | MW-5 | | MW-6 | | MW-7 | |
|---|---|---|---|---|---|---|---|---|---|---|---|---|---|---|---|---|
| 1,1,1-TRICHLOROETHANE (TCA) | 1.0 | U | 1.0 | U | 3.5 | | 1.0 | U | 1.0 | U | 1.0 | U | 1.0 | U | 1.0 | U |
| 1,1,2,2-TETRACHLOROETHANE | 1.0 | U | 1.0 | U | 2.0 | U | 1.0 | U | 1.0 | U | 1.0 | U | 1.0 | U | 1.0 | U |
| 1,1,2-TRICHLOROETHANE | 1.0 | U | 1.0 | U | 2.0 | U | 1.0 | U | 1.0 | U | 1.0 | U | 1.0 | U | 1.0 | U |
| 1,1,2-TRICHLOROTRIFLUOROETHANE (CFC 113) | 1.0 | U | 1.0 | U | 6.9 | | 1.0 | U | 1.0 | U | 1.0 | U | 1.0 | U | 1.0 | U |
| 1,1-DICHLOROETHANE (1,1-DCA) | 1.0 | U | 1.0 | U | 340 | | 1.0 | U | 4.4 | | 1.0 | U | | | | |
| 1,1-DICHLOROETHENE (1,1-DCE) | 1.0 | U | 1.0 | U | 17 | | 1.0 | U | 1.0 | U | 1.0 | U | 1.0 | U | 1.0 | U |
| 1,2,4-TRICHLOROBENZENE | 0.31 | BJ | 1.0 | U | 1.0 | U | 1.0 | U | 1.0 | U | 1.0 | U | 1.0 | U | 1.0 | U |
| 1,2-DIBROMO-3-CHLOROPROPANE (DBCP) | 2.0 | U | 2.0 | U | 4.0 | U | 2.0 | U | 2.0 | U | 2.0 | U | 2.0 | U | 2.0 | U |
| 1,2-DIBROMOETHANE | 1.0 | U | 1.0 | U | 2.0 | U | 1.0 | U | 1.0 | U | 1.0 | U | 1.0 | U | 1.0 | U |
| 1,2-DICHLOROBENZENE | 1.0 | U | 1.0 | U | 2.0 | U | 1.0 | U | 1.0 | U | 1.0 | U | 1.0 | U | 1.0 | U |
| 1,2-DICHLOROETHANE | 1.0 | U | | | 2.0 | U | 1.0 | U | 1.0 | U | 1.0 | U | 1.0 | U | 1.0 | U |
| 1,2-DICHLOROPROPANE | 1.0 | U | 1.0 | U | 2.0 | U | 1.0 | U | 1.0 | U | 1.0 | U | 1.0 | U | 1.0 | U |
| 1,3-DICHLOROBENZENE | 1.0 | U | 1.0 | U | 2.0 | U | 1.0 | U | 1.0 | U | 1.0 | U | 1.0 | U | 1.0 | U |
| 1,4-DICHLOROBENZENE | 1.0 | U | 1.0 | U | 2.0 | U | 1.0 | U | 1.0 | U | 1.0 | U | 1.0 | U | 1.0 | U |
| 2-BUTANONE (MEK) | 5.0 | U | 5.0 | U | | | 5.0 | U | 5.0 | U | 5.0 | U | 5.0 | U | 5.0 | U |
| 2-HEXANONE | 5.0 | U | 5.0 | U | 10 | U | 5.0 | U | 5.0 | U | 5.0 | U | 5.0 | U | 5.0 | U |
| 4-METHYL-2-PENTANONE | 5.0 | U | 5.0 | U | 10 | U | 5.0 | U | 5.0 | U | 5.0 | U | 5.0 | U | 5.0 | U |
| ACETONE | 4.2 | J | 2.3 | J | 4.1 | J | 1.8 | J | 1.9 | J | 1.5 | J | 2.3 | J | 1.9 | J |
| BENZENE | 1.0 | U | 0.98 | J | 2.0 | U | 1.0 | U | 1.0 | U | 1.0 | U | 1.0 | U | 1.0 | U |
| BROMODICHLOROMETHANE | 1.0 | U | 1.0 | U | 2.0 | U | 1.0 | U | 1.0 | U | 1.0 | U | 1.0 | U | 1.0 | U |
| BROMOFORM | 1.0 | U | 1.0 | U | 2.0 | U | 1.0 | U | 1.0 | U | 1.0 | U | 1.0 | U | 1.0 | U |
| BROMOMETHANE | 1.0 | U | 1.0 | U | 2.0 | U | 1.0 | U | 1.0 | U | 1.0 | U | 1.0 | U | 1.0 | U |
| CARBON DISULFIDE | 1.0 | U | 0.22 | J | | | 0.39 | J | 0.35 | J | 0.25 | J | 1.0 | U | 1.0 | U |
| CARBON TETRACHLORIDE | 1.0 | U | 1.0 | U | 2.0 | U | 1.0 | U | 1.0 | U | 1.0 | U | 1.0 | U | 1.0 | U |
| CHLOROBENZENE | 1.0 | U | 1.0 | U | 2.0 | U | 1.0 | U | 1.0 | U | 1.0 | U | 1.0 | U | 1.0 | U |
| CHLOROETHANE | 1.0 | U | 4.3 | | 0.56 | J | 1.0 | U | 1.0 | U | 1.0 | U | 1.0 | U | 1.0 | U |
| CHLOROFORM | 1.0 | U | | | 2.0 | U | 1.0 | U | 1.0 | U | 1.0 | U | 1.0 | U | 1.0 | U |
| CHLOROMETHANE | | | 1.0 | U | 2.0 | U | 1.0 | U | 1.0 | U | 1.0 | U | 1.0 | U | 1.0 | U |

U = Not Detected, J = Estimated

# TABLE 17 (Continued)

## SUMMARY OF ANALYTICAL TESTING RESULTS AT MOOG, INC.

Fourth Quarter 2015 (Concentrations in ug/l)

| COMPOUND | MW-1B | MW-2A | MW-2B | MW-3 | MW-4 | MW-5 | MW-6 | MW-7 |
|---|---|---|---|---|---|---|---|---|
| CYCLOHEXANE | [illegible] | 0.43 J | 2.0 U | 2.0 U | 2.0 U | 2.0 U | 2.0 U | 2.0 U |
| DIBROMOCHLOROMETHANE | 1.0 U | [illegible] | 1.0 U | 1.0 U | 1.0 U | 1.0 U | 1.0 U | 1.0 U |
| DICHLORODIFLUOROMETHANE (CFC 12) | 1.0 U | 1.0 U | 1.0 U | 1.0 U | 1.0 U | 1.0 U | 1.0 U | 1.0 U |
| DICHLOROMETHANE | 1.0 U | 1.0 U | 1.0 U | 1.0 U | 1.0 U | 1.0 U | 1.0 U | 1.0 U |
| ETHYLBENZENE | 1.0 U | 1.0 U | 1.0 U | 1.0 U | 1.0 U | 1.0 U | 1.0 U | 1.0 U |
| ISOPROPYLBENZENE (CUMENE) | 0.53 J | 1.0 U | 1.0 U | 1.0 U | 1.0 U | 1.0 U | 1.0 U | 1.0 U |
| METHYL ACETATE | 2.0 U | 3.0 U | 4.0 U | 2.0 U | 2.0 U | 2.0 U | 2.0 U | 2.0 U |
| METHYL TERT-BUTYL ETHER | 1.0 U | 1.0 U | 1.0 U | 1.0 U | 1.0 U | 1.0 U | 1.0 U | 1.0 U |
| METHYLCYCLOHEXANE | 0.89 J | 0.77 J | 2.0 U | 2.0 U | 2.0 U | 2.0 U | 2.0 U | 1.0 U |
| STYRENE | 1.0 U | 1.0 U | 1.0 U | 1.0 U | 1.0 U | 1.0 U | 1.0 U | 1.0 U |
| TETRACHLOROETHENE (PCE) | 1.0 U | 1.0 U | 0.94 J | 1.0 U | 1.0 U | 1.0 U | 1.0 U | 1.0 U |
| TOLUENE | 1.0 U | 1.0 U | [illegible] | 1.0 U | 1.0 U | 1.0 U | 1.0 U | 1.0 U |
| TRICHLOROETHENE (TCE) | 1.0 U | 1.0 U | 18 | 1.0 U | 1.0 U | 1.0 U | 1.0 U | 1.0 U |
| TRICHLOROFLUOROMETHANE (CFC 11) | 1.0 U | 1.0 U | 2.0 U | 1.0 U | 1.0 U | 1.0 U | 1.0 U | 1.0 U |
| VINYL CHLORIDE | 1.0 U | 1.0 U | 180 | 1.0 U | 1.0 U | 1.0 U | 1.0 U | 1.0 U |
| CIS-1,2-DICHLOROETHENE | 1.0 U | 1.0 U | 140 | 1.0 U | 0.61 J | 1.0 U | 1.0 U | 1.0 U |
| CIS-1,3-DICHLOROPROPENE | 1.0 U | 1.0 U | 2.0 U | 1.0 U | 1.0 U | 1.0 U | 1.0 U | 1.0 U |
| M,P-XYLENES | 2.0 U | [illegible] U | 4.0 U | 2.0 U | 2.0 U | 2.0 U | 2.0 U | 2.0 U |
| O-XYLENE | [illegible] | [illegible] | 1.0 U | [illegible] | [illegible] | [illegible] | [illegible] | [illegible] |
| TRANS-1,2-DICHLOROETHENE | 1.0 U | [illegible] | 35 | 1.0 U | 1.0 U | 1.0 U | 1.0 U | 1.0 U |
| TRANS-1,3-DICHLOROPROPENE | 1.0 U | 1.0 U | 2.0 U | 1.0 U | 1.0 U | 1.0 U | 1.0 U | 1.0 U |

U = Not Detected, J= Estimated, B=Found in Method Blank

# TABLE 18

## SUMMARY OF ANALYTICAL TESTING RESULTS AT MOOG, INC.

**First Quarter 2016 (Concentrations in ug/l)**

| COMPOUND | MW-1B | | MW-2A | | MW-2B | | MW-3 | | MW-4 | | MW-5 | | MW-6 | | MW-7 | |
|---|---|---|---|---|---|---|---|---|---|---|---|---|---|---|---|---|
| 1,1,1-TRICHLOROETHANE (TCA) | 5.0 | U | 5.0 | U | 5.0 | U | 5.0 | U | 5.0 | U | 5.0 | U | 5.0 | U | 5.0 | U |
| 1,1,2,2-TETRACHLOROETHANE | 5.0 | U | 5.0 | U | 5.0 | U | 5.0 | U | 5.0 | U | 5.0 | U | 5.0 | U | 5.0 | U |
| 1,1,2-TRICHLOROETHANE | 5.0 | U | 5.0 | U | 5.0 | U | 5.0 | U | 5.0 | U | 5.0 | U | 5.0 | U | 5.0 | U |
| 1,1,2-TRICHLOROTRIFLUOROETHANE (CFC 113) | 5.0 | U | 5.0 | U | 5.0 | U | 5.0 | U | 5.0 | U | 5.0 | U | 5.0 | U | 5.0 | U |
| 1,1-DICHLOROETHANE (1,1-DCA) | 5.0 | U | 5.0 | U | 5.0 | U | 5.0 | U | 5.0 | U | 5.0 | U | 5.0 | U | 5.0 | U |
| 1,1-DICHLOROETHENE (1,1-DCE) | 5.0 | U | 5.0 | U | 5.0 | U | 5.0 | U | 5.0 | U | 5.0 | U | 5.0 | U | 5.0 | U |
| 1,2,4-TRICHLOROBENZENE | 5.0 | U | 5.0 | U | 5.0 | U | 5.0 | U | 5.0 | U | 5.0 | U | 5.0 | U | 5.0 | U |
| 1,2-DIBROMO-3-CHLOROPROPANE (DBCP) | 10.0 | U | 10.0 | U | 10.0 | U | 10.0 | U | 10.0 | U | 10.0 | U | 10.0 | U | 10.0 | U |
| 1,2-DIBROMOETHANE | 5.0 | U | 5.0 | U | 5.0 | U | 5.0 | U | 5.0 | U | 5.0 | U | 5.0 | U | 5.0 | U |
| 1,2-DICHLOROBENZENE | 5.0 | U | 5.0 | U | 5.0 | U | 5.0 | U | 5.0 | U | 5.0 | U | 5.0 | U | 5.0 | U |
| 1,2-DICHLOROETHANE | 5.0 | U | 5.0 | U | 5.0 | U | 5.0 | U | 5.0 | U | 5.0 | U | 5.0 | U | 5.0 | U |
| 1,2-DICHLOROPROPANE | 5.0 | U | 5.0 | U | 5.0 | U | 5.0 | U | 5.0 | U | 5.0 | U | 5.0 | U | 5.0 | U |
| 1,3-DICHLOROBENZENE | 5.0 | U | 5.0 | U | 5.0 | U | 5.0 | U | 5.0 | U | 5.0 | U | 5.0 | U | 5.0 | U |
| 1,4-DICHLOROBENZENE | 5.0 | U | 5.0 | U | 5.0 | U | 5.0 | U | 5.0 | U | 5.0 | U | 5.0 | U | 5.0 | U |
| 2-BUTANONE (MEK) | 10.0 | U | 10.0 | U | 10.0 | U | 10.0 | U | 10.0 | U | 10.0 | U | 10.0 | U | 10.0 | U |
| 2-HEXANONE | 10.0 | U | 10.0 | U | 10.0 | U | 10.0 | U | 10.0 | U | 10.0 | U | 10.0 | U | 10.0 | U |
| 4-METHYL-2-PENTANONE | 10.0 | U | 10.0 | U | 10.0 | U | 10.0 | U | 10.0 | U | 10.0 | U | 10.0 | U | 10.0 | U |
| ACETONE | 5.0 | U | 5.0 | U | 5.0 | U | 5.0 | U | 5.0 | U | 5.0 | U | 5.0 | U | 5.0 | U |
| BENZENE | 5.0 | U | 5.0 | U | 5.0 | U | 5.0 | U | 5.0 | U | 5.0 | U | 5.0 | U | 5.0 | U |
| BROMODICHLOROMETHANE | 5.0 | U | 5.0 | U | 5.0 | U | 5.0 | U | 5.0 | U | 5.0 | U | 5.0 | U | 5.0 | U |
| BROMOFORM | 5.0 | U | 5.0 | U | 5.0 | U | 5.0 | U | 5.0 | U | 5.0 | U | 5.0 | U | 5.0 | U |
| BROMOMETHANE | 10.0 | U | 10.0 | U | 10.0 | U | 10.0 | U | 10.0 | U | 10.0 | U | 10.0 | U | 10.0 | U |
| CARBON DISULFIDE | 5.0 | U | 5.0 | U | 5.0 | U | 5.0 | U | 5.0 | U | 5.0 | U | 5.0 | U | 5.0 | U |
| CARBON TETRACHLORIDE | 5.0 | U | 5.0 | U | 5.0 | U | 5.0 | U | 5.0 | U | 5.0 | U | 5.0 | U | 5.0 | U |
| CHLOROBENZENE | 5.0 | U | 5.0 | U | 5.0 | U | 5.0 | U | 5.0 | U | 5.0 | U | 5.0 | U | 5.0 | U |
| CHLOROETHANE | 10.0 | U | 10.0 | U | 10.0 | U | 10.0 | U | 10.0 | U | 10.0 | U | 10.0 | U | 10.0 | U |
| CHLOROFORM | 5.0 | U | 5.0 | U | 5.0 | U | 5.0 | U | 5.0 | U | 5.0 | U | 5.0 | U | 5.0 | U |
| CHLOROMETHANE | 10.0 | U | 10.0 | U | 10.0 | U | 10.0 | U | 10.0 | U | 10.0 | U | 10.0 | U | 10.0 | U |

U = Not Detected, J = Estimated

# TABLE 18 (Continued)
# SUMMARY OF ANALYTICAL TESTING RESULTS AT MOOG, INC.

First Quarter 2016 (Concentrations in ug/l)

| COMPOUND | MW-1B | | MW-2A | | MW-2B | | MW-3 | | MW-4 | | MW-5 | | MW-6 | | MW-7 | |
|---|---|---|---|---|---|---|---|---|---|---|---|---|---|---|---|---|
| CYCLOHEXANE | 5.0 | U | 5.0 | U | 5.0 | U | 5.0 | U | 5.0 | U | 5.0 | U | 5.0 | U | 5.0 | U |
| DIBROMOCHLOROMETHANE | 5.0 | U | 5.0 | U | 5.0 | U | 5.0 | U | 5.0 | U | 5.0 | U | 5.0 | U | 5.0 | U |
| DICHLORODIFLUOROMETHANE (CFC 12) | 10.0 | U | 10.0 | U | 10.0 | U | 10.0 | U | 10.0 | U | 10.0 | U | 10.0 | U | 10.0 | U |
| DICHLOROMETHANE | 5.0 | U | 5.0 | U | 5.0 | U | 5.0 | U | 5.0 | U | 5.0 | U | 5.0 | U | 5.0 | U |
| ETHYLBENZENE | 5.0 | U | 5.0 | U | 5.0 | U | 5.0 | U | 5.0 | U | 5.0 | U | 5.0 | U | 5.0 | U |
| ISOPROPYLBENZENE (CUMENE) | 5.0 | U | 5.0 | U | 5.0 | U | 5.0 | U | 5.0 | U | 5.0 | U | 5.0 | U | 5.0 | U |
| METHYL ACETATE | 5.0 | U | 5.0 | U | 5.0 | U | 5.0 | U | 5.0 | U | 5.0 | U | 5.0 | U | 5.0 | U |
| METHYL TERT-BUTYL ETHER | 5.0 | U | 5.0 | U | 5.0 | U | 5.0 | U | 5.0 | U | 5.0 | U | 5.0 | U | 5.0 | U |
| METHYLCYCLOHEXANE | 5.0 | U | 5.0 | U | 5.0 | U | 5.0 | U | 5.0 | U | 5.0 | U | 5.0 | U | 5.0 | U |
| STYRENE | 5.0 | U | 5.0 | U | 5.0 | U | 5.0 | U | 5.0 | U | 5.0 | U | 5.0 | U | 5.0 | U |
| TETRACHLOROETHENE (PCE) | 5.0 | U | 5.0 | U | 5.0 | U | 5.0 | U | 5.0 | U | 5.0 | U | 5.0 | U | 5.0 | U |
| TOLUENE | 5.0 | U | 5.0 | U | 5.0 | U | 5.0 | U | 5.0 | U | 5.0 | U | 5.0 | U | 5.0 | U |
| TRICHLOROETHENE (TCE) | 5.0 | U | 5.0 | U | 5.0 | U | 5.0 | U | 5.0 | U | 5.0 | U | 5.0 | U | 5.0 | U |
| TRICHLOROFLUOROMETHANE (CFC 11) | 5.0 | U | 5.0 | U | 5.0 | U | 5.0 | U | 5.0 | U | 5.0 | U | 5.0 | U | 5.0 | U |
| VINYL CHLORIDE | 10.0 | U | 10.0 | U | 10.0 | U | 10.0 | U | 10.0 | U | 10.0 | U | 10.0 | U | 10.0 | U |
| CIS-1,2-DICHLOROETHENE | 5.0 | U | 5.0 | U | 5.0 | U | 5.0 | U | 5.0 | U | 5.0 | U | 5.0 | U | 5.0 | U |
| CIS-1,3-DICHLOROPROPENE | 5.0 | U | 5.0 | U | 5.0 | U | 5.0 | U | 5.0 | U | 5.0 | U | 5.0 | U | 5.0 | U |
| M,P-XYLENES | 5.0 | U | 5.0 | U | 5.0 | U | 5.0 | U | 5.0 | U | 5.0 | U | 5.0 | U | 5.0 | U |
| O-XYLENE | 5.0 | U | 5.0 | U | 5.0 | U | 5.0 | U | 5.0 | U | 5.0 | U | 5.0 | U | 5.0 | U |
| TRANS-1,2-DICHLOROETHENE | 5.0 | U | 5.0 | U | 5.0 | U | 5.0 | U | 5.0 | U | 5.0 | U | 5.0 | U | 5.0 | U |
| TRANS-1,3-DICHLOROPROPENE | 5.0 | U | 5.0 | U | 5.0 | U | 5.0 | U | 5.0 | U | 5.0 | U | 5.0 | U | 5.0 | U |

U = Not Detected, J= Estimated, B=Found in Method Blank

# TABLE 19

## SUMMARY OF ANALYTICAL TESTING RESULTS AT MOOG, INC.

Second Quarter 2016 (Concentrations in ug/l)

| COMPOUND | MW-1B | | MW-2A | | MW-2B | | MW-3 | | MW-4 | | MW-5 | | MW-6 | | MW-7 | |
|---|---|---|---|---|---|---|---|---|---|---|---|---|---|---|---|---|
| 1,1,1-TRICHLOROETHANE (TCA) | 5.0 | U | 5.0 | U | 5.0 | U | 5.0 | U | 5.0 | U | 5.0 | U | 5.0 | U | 5.0 | U |
| 1,1,2,2-TETRACHLOROETHANE | 5.0 | U | 5.0 | U | 5.0 | U | 5.0 | U | 5.0 | U | 5.0 | U | 5.0 | U | 5.0 | U |
| 1,1,2-TRICHLOROETHANE | 5.0 | U | 5.0 | U | 5.0 | U | 5.0 | U | 5.0 | U | 5.0 | U | 5.0 | U | 5.0 | U |
| 1,1,2-TRICHLOROTRIFLUOROETHANE (CFC 113) | 5.0 | U | 5.0 | U | 5.0 | U | 5.0 | U | 5.0 | U | 5.0 | U | 5.0 | U | 5.0 | U |
| 1,1-DICHLOROETHANE (1,1-DCA) | 5.0 | U | 5.0 | U | 28 | | 5.0 | U | 5.0 | U | 5.0 | U | 5.0 | U | 5.0 | U |
| 1,1-DICHLOROETHENE (1,1-DCE) | 5.0 | U | 5.0 | U | 6.0 | | 5.0 | U | 5.0 | U | 5.0 | U | 5.0 | U | 5.0 | U |
| 1,2,4-TRICHLOROBENZENE | 5.0 | U | 5.0 | U | 5.0 | U | 5.0 | U | 5.0 | U | 5.0 | U | 5.0 | U | 5.0 | U |
| 1,2-DIBROMO-3-CHLOROPROPANE (DBCP) | 10.0 | U | 10.0 | U | 10.0 | U | 10.0 | U | 10.0 | U | 10.0 | U | 10.0 | U | 10.0 | U |
| 1,2-DIBROMOETHANE | 5.0 | U | 5.0 | U | 5.0 | U | 5.0 | U | 5.0 | U | 5.0 | U | 5.0 | U | 5.0 | U |
| 1,2-DICHLOROBENZENE | 5.0 | U | 5.0 | U | 5.0 | U | 5.0 | U | 5.0 | U | 5.0 | U | 5.0 | U | 5.0 | U |
| 1,2-DICHLOROETHANE | 5.0 | U | 5.0 | U | 5.0 | U | 5.0 | U | 5.0 | U | 5.0 | U | 5.0 | U | 5.0 | U |
| 1,2-DICHLOROPROPANE | 5.0 | U | 5.0 | U | 5.0 | U | 5.0 | U | 5.0 | U | 5.0 | U | 5.0 | U | 5.0 | U |
| 1,3-DICHLOROBENZENE | 5.0 | U | 5.0 | U | 5.0 | U | 5.0 | U | 5.0 | U | 5.0 | U | 5.0 | U | 5.0 | U |
| 1,4-DICHLOROBENZENE | 5.0 | U | 5.0 | U | 5.0 | U | 5.0 | U | 5.0 | U | 5.0 | U | 5.0 | U | 5.0 | U |
| 2-BUTANONE (MEK) | 10.0 | U | 10.0 | U | 10.0 | U | 10.0 | U | 10.0 | U | 10.0 | U | 10.0 | U | 10.0 | U |
| 2-HEXANONE | 10.0 | U | 10.0 | U | 10.0 | U | 10.0 | U | 10.0 | U | 10.0 | U | 10.0 | U | 10.0 | U |
| 4-METHYL-2-PENTANONE | 10.0 | U | 10.0 | U | 10.0 | U | 10.0 | U | 10.0 | U | 10.0 | U | 10.0 | U | 10.0 | U |
| ACETONE | 5.0 | U | 5.0 | U | 5.0 | U | 5.0 | U | 5.0 | U | 5.0 | U | 5.0 | U | 5.0 | U |
| BENZENE | 5.0 | U | 5.0 | U | 5.0 | U | 5.0 | U | 5.0 | U | 5.0 | U | 5.0 | U | 5.0 | U |
| BROMODICHLOROMETHANE | 5.0 | U | 5.0 | U | 5.0 | U | 5.0 | U | 5.0 | U | 5.0 | U | 5.0 | U | 5.0 | U |
| BROMOFORM | 5.0 | U | 5.0 | U | 5.0 | U | 5.0 | U | 5.0 | U | 5.0 | U | 5.0 | U | 5.0 | U |
| BROMOMETHANE | 10.0 | U | 10.0 | U | 10.0 | U | 10.0 | U | 10.0 | U | 10.0 | U | 10.0 | U | 10.0 | U |
| CARBON DISULFIDE | 5.0 | U | 5.0 | U | 5.0 | U | 5.0 | U | 5.0 | U | 5.0 | U | 5.0 | U | 5.0 | U |
| CARBON TETRACHLORIDE | 5.0 | U | 5.0 | U | 5.0 | U | 5.0 | U | 5.0 | U | 5.0 | U | 5.0 | U | 5.0 | U |
| CHLOROBENZENE | 5.0 | U | 5.0 | U | 5.0 | U | 5.0 | U | 5.0 | U | 5.0 | U | 5.0 | U | 5.0 | U |
| CHLOROETHANE | 10.0 | U | 10.0 | U | 10.0 | U | 10.0 | U | 10.0 | U | 10.0 | U | 10.0 | U | 10.0 | U |
| CHLOROFORM | 5.0 | U | 5.0 | U | 5.0 | U | 5.0 | U | 5.0 | U | 5.0 | U | 5.0 | U | 5.0 | U |
| CHLOROMETHANE | 10.0 | U | 10.0 | U | 10.0 | U | 10.0 | U | 10.0 | U | 10.0 | U | 10.0 | U | 10.0 | U |

U = Not Detected, J = Estimated

# TABLE 19 (Continued)
## SUMMARY OF ANALYTICAL TESTING RESULTS AT MOOG, INC.
Second Quarter 2016 (Concentrations in ug/l)

| COMPOUND | MW-1B | | MW-2A | | MW-2B | | MW-3 | | MW-4 | | MW-5 | | MW-6 | | MW-7 | |
|---|---|---|---|---|---|---|---|---|---|---|---|---|---|---|---|---|
| CYCLOHEXANE | 5.0 | U | 5.0 | U | 5.0 | U | 5.0 | U | 5.0 | U | 5.0 | U | 5.0 | U | 5.0 | U |
| DIBROMOCHLOROMETHANE | 5.0 | U | 5.0 | U | 5.0 | U | 5.0 | U | 5.0 | U | 5.0 | U | 5.0 | U | 5.0 | U |
| DICHLORODIFLUOROMETHANE (CFC 12) | 10.0 | U | 10.0 | U | 10.0 | U | 10.0 | U | 10.0 | U | 10.0 | U | 10.0 | U | 10.0 | U |
| DICHLOROMETHANE | 5.0 | U | 5.0 | U | 5.0 | U | 5.0 | U | 5.0 | U | 5.0 | U | 5.0 | U | 5.0 | U |
| ETHYLBENZENE | 5.0 | U | 5.0 | U | 5.0 | U | 5.0 | U | 5.0 | U | 5.0 | U | 5.0 | U | 5.0 | U |
| ISOPROPYLBENZENE (CUMENE) | 5.0 | U | 5.0 | U | 5.0 | U | 5.0 | U | 5.0 | U | 5.0 | U | 5.0 | U | 5.0 | U |
| METHYL ACETATE | 5.0 | U | 5.0 | U | 5.0 | U | 5.0 | U | 5.0 | U | 5.0 | U | 5.0 | U | 5.0 | U |
| METHYL TERT-BUTYL ETHER | 5.0 | U | 5.0 | U | 5.0 | U | 5.0 | U | 5.0 | U | 5.0 | U | 5.0 | U | 5.0 | U |
| METHYLCYCLOHEXANE | 5.0 | U | 5.0 | U | 5.0 | U | 5.0 | U | 5.0 | U | 5.0 | U | 5.0 | U | 5.0 | U |
| STYRENE | 5.0 | U | 5.0 | U | 5.0 | U | 5.0 | U | 5.0 | U | 5.0 | U | 5.0 | U | 5.0 | U |
| TETRACHLOROETHENE (PCE) | 5.0 | U | 5.0 | U | 5.0 | U | 5.0 | U | 5.0 | U | 5.0 | U | 5.0 | U | 5.0 | U |
| TOLUENE | 5.0 | U | 5.0 | U | 5.0 | U | 5.0 | U | 5.0 | U | 5.0 | U | 5.0 | U | 5.0 | U |
| TRICHLOROETHENE (TCE) | 5.0 | U | 5.0 | U | 5.4 | | 5.0 | U | 5.0 | U | 5.0 | U | 5.0 | U | 5.0 | U |
| TRICHLOROFLUOROMETHANE (CFC 11) | 5.0 | U | 5.0 | U | 5.0 | U | 5.0 | U | 5.0 | U | 5.0 | U | 5.0 | U | 5.0 | U |
| VINYL CHLORIDE | 10.0 | U | 10.0 | U | 52 | | 10.0 | U | 10.0 | U | 10.0 | U | 10.0 | U | 10.0 | U |
| CIS-1,2-DICHLOROETHENE | 5.0 | U | 5.0 | U | 15 | | 5.0 | U | 5.0 | U | 5.0 | U | 5.0 | U | 5.0 | U |
| CIS-1,3-DICHLOROPROPENE | 5.0 | U | 5.0 | U | 5.0 | U | 5.0 | U | 5.0 | U | 5.0 | U | 5.0 | U | 5.0 | U |
| M,P-XYLENES | 5.0 | U | 5.0 | U | 5.0 | U | 5.0 | U | 5.0 | U | 5.0 | U | 5.0 | U | 5.0 | U |
| O-XYLENE | 5.0 | U | 5.0 | U | 5.0 | U | 5.0 | U | 5.0 | U | 5.0 | U | 5.0 | U | 5.0 | U |
| TRANS-1,2-DICHLOROETHENE | 5.0 | U | 5.0 | U | 15 | | 5.0 | U | 5.0 | U | 5.0 | U | 5.0 | U | 5.0 | U |
| TRANS-1,3-DICHLOROPROPENE | 5.0 | U | 5.0 | U | 5.0 | U | 5.0 | U | 5.0 | U | 5.0 | U | 5.0 | U | 5.0 | U |

U = Not Detected, J= Estimated, B=Found in Method Blank

# TABLE 20

## SUMMARY OF ANALYTICAL TESTING RESULTS AT MOOG, INC.

Third Quarter 2016 (Concentrations in ug/l)

| COMPOUND | MW-1B | | MW-2A | | MW-2B | | MW-3 | | MW-4 | | MW-5 | | MW-6 | | MW-7 | |
|---|---|---|---|---|---|---|---|---|---|---|---|---|---|---|---|---|
| 1,1,1-TRICHLOROETHANE (TCA) | 5.0 | U | 5.0 | U | 10.0 | U | 5.0 | U | 5.0 | U | 5.0 | U | 5.0 | U | 5.0 | U |
| 1,1,2,2-TETRACHLOROETHANE | 5.0 | U | 5.0 | U | 10.0 | U | 5.0 | U | 5.0 | U | 5.0 | U | 5.0 | U | 5.0 | U |
| 1,1,2-TRICHLOROETHANE | 5.0 | U | 5.0 | U | 10.0 | U | 5.0 | U | 5.0 | U | 5.0 | U | 5.0 | U | 5.0 | U |
| 1,1,2-TRICHLOROTRIFLUOROETHANE (CFC 113) | 5.0 | U | 5.0 | U | 10.0 | U | 5.0 | U | 5.0 | U | 5.0 | U | 5.0 | U | 5.0 | U |
| 1,1-DICHLOROETHANE (1,1-DCA) | 5.0 | U | 5.0 | U | 360 | | 5.0 | U | 5.0 | U | 5.0 | U | 5.0 | U | 5.0 | U |
| 1,1-DICHLOROETHENE (1,1-DCE) | 5.0 | U | 5.0 | U | 22 | | 5.0 | U | 5.0 | U | 5.0 | U | 5.0 | U | 5.0 | U |
| 1,2,4-TRICHLOROBENZENE | 5.0 | U | 5.0 | U | 10.0 | U | 5.0 | U | 5.0 | U | 5.0 | U | 5.0 | U | 5.0 | U |
| 1,2-DIBROMO-3-CHLOROPROPANE (DBCP) | 10.0 | U | 10.0 | U | 20.0 | U | 10.0 | U | 10.0 | U | 10.0 | U | 10.0 | U | 10.0 | U |
| 1,2-DIBROMOETHANE | 5.0 | U | 5.0 | U | 10.0 | U | 5.0 | U | 5.0 | U | 5.0 | U | 5.0 | U | 5.0 | U |
| 1,2-DICHLOROBENZENE | 5.0 | U | 5.0 | U | 10.0 | U | 5.0 | U | 5.0 | U | 5.0 | U | 5.0 | U | 5.0 | U |
| 1,2-DICHLOROETHANE | 5.0 | U | 5.0 | U | 10.0 | U | 5.0 | U | 5.0 | U | 5.0 | U | 5.0 | U | 5.0 | U |
| 1,2-DICHLOROPROPANE | 5.0 | U | 5.0 | U | 10.0 | U | 5.0 | U | 5.0 | U | 5.0 | U | 5.0 | U | 5.0 | U |
| 1,3-DICHLOROBENZENE | 5.0 | U | 5.0 | U | 10.0 | U | 5.0 | U | 5.0 | U | 5.0 | U | 5.0 | U | 5.0 | U |
| 1,4-DICHLOROBENZENE | 5.0 | U | 5.0 | U | 10.0 | U | 5.0 | U | 5.0 | U | 5.0 | U | 5.0 | U | 5.0 | U |
| 2-BUTANONE (MEK) | 10.0 | U | 10.0 | U | 20.0 | U | 10.0 | U | 10.0 | U | 10.0 | U | 10.0 | U | 10.0 | U |
| 2-HEXANONE | 10.0 | U | 10.0 | U | 20.0 | U | 10.0 | U | 10.0 | U | 10.0 | U | 10.0 | U | 10.0 | U |
| 4-METHYL-2-PENTANONE | 10.0 | U | 10.0 | U | 20.0 | U | 10.0 | U | 10.0 | U | 10.0 | U | 10.0 | U | 10.0 | U |
| ACETONE | 5.0 | U | 5.0 | U | 10.0 | U | 5.0 | U | 5.0 | U | 5.0 | U | 5.0 | U | 5.0 | U |
| BENZENE | 5.0 | U | 5.0 | U | 10.0 | U | 5.0 | U | 5.0 | U | 5.0 | U | 5.0 | U | 5.0 | U |
| BROMODICHLOROMETHANE | 5.0 | U | 5.0 | U | 10.0 | U | 5.0 | U | 5.0 | U | 5.0 | U | 5.0 | U | 5.0 | U |
| BROMOFORM | 5.0 | U | 5.0 | U | 10.0 | U | 5.0 | U | 5.0 | U | 5.0 | U | 5.0 | U | 5.0 | U |
| BROMOMETHANE | 10.0 | U | 10.0 | U | 20.0 | U | 10.0 | U | 10.0 | U | 10.0 | U | 10.0 | U | 10.0 | U |
| CARBON DISULFIDE | 5.0 | U | 5.0 | U | 10.0 | U | 5.0 | U | 5.0 | U | 5.0 | U | 5.0 | U | 5.0 | U |
| CARBON TETRACHLORIDE | 5.0 | U | 5.0 | U | 10.0 | U | 5.0 | U | 5.0 | U | 5.0 | U | 5.0 | U | 5.0 | U |
| CHLOROBENZENE | 5.0 | U | 5.0 | U | 10.0 | U | 5.0 | U | 5.0 | U | 5.0 | U | 5.0 | U | 5.0 | U |
| CHLOROETHANE | 10.0 | U | 10.0 | U | 20.0 | U | 10.0 | U | 10.0 | U | 10.0 | U | 10.0 | U | 10.0 | U |
| CHLOROFORM | 5.0 | U | 5.0 | U | 10.0 | U | 5.0 | U | 5.0 | U | 5.0 | U | 5.0 | U | 5.0 | U |
| CHLOROMETHANE | 10.0 | U | 10.0 | U | 20.0 | U | 10.0 | U | 10.0 | U | 10.0 | U | 10.0 | U | 10.0 | U |

U = Not Detected, J = Estimated

# TABLE 20 (Continued)
# SUMMARY OF ANALYTICAL TESTING RESULTS AT MOOG, INC.

**Third Quarter 2016 (Concentrations in ug/l)**

| COMPOUND | MW-1B | | MW-2A | | MW-2B | | MW-3 | | MW-4 | | MW-5 | | MW-6 | | MW-7 | |
|---|---|---|---|---|---|---|---|---|---|---|---|---|---|---|---|---|
| CYCLOHEXANE | 5.0 | U | 5.0 | U | 10.0 | U | 5.0 | U | 5.0 | U | 5.0 | U | 5.0 | U | 5.0 | U |
| DIBROMOCHLOROMETHANE | 5.0 | U | 5.0 | U | 10.0 | U | 5.0 | U | 5.0 | U | 5.0 | U | 5.0 | U | 5.0 | U |
| DICHLORODIFLUOROMETHANE (CFC 12) | 10.0 | U | 10.0 | U | 20.0 | U | 10.0 | U | 10.0 | U | 10.0 | U | 10.0 | U | 10.0 | U |
| DICHLOROMETHANE | 5.0 | U | 5.0 | U | 10.0 | U | 5.0 | U | 5.0 | U | 5.0 | U | 5.0 | U | 5.0 | U |
| ETHYLBENZENE | 5.0 | U | 5.0 | U | 10.0 | U | 5.0 | U | 5.0 | U | 5.0 | U | 5.0 | U | 5.0 | U |
| ISOPROPYLBENZENE (CUMENE) | 5.0 | U | 5.0 | U | 10.0 | U | 5.0 | U | 5.0 | U | 5.0 | U | 5.0 | U | 5.0 | U |
| METHYL ACETATE | 5.0 | U | 5.0 | U | 10.0 | U | 5.0 | U | 5.0 | U | 5.0 | U | 5.0 | U | 5.0 | U |
| METHYL TERT-BUTYL ETHER | 5.0 | U | 5.0 | U | 10.0 | U | 5.0 | U | 5.0 | U | 5.0 | U | 5.0 | U | 5.0 | U |
| METHYLCYCLOHEXANE | 5.0 | U | 5.0 | U | 10.0 | U | 5.0 | U | 5.0 | U | 5.0 | U | 5.0 | U | 5.0 | U |
| STYRENE | 5.0 | U | 5.0 | U | 10.0 | U | 5.0 | U | 5.0 | U | 5.0 | U | 5.0 | U | 5.0 | U |
| TETRACHLOROETHENE (PCE) | 5.0 | U | 5.0 | U | 10.0 | U | 5.0 | U | 5.0 | U | 5.0 | U | 5.0 | U | 5.0 | U |
| TOLUENE | 5.0 | U | 5.0 | U | 10.0 | U | 5.0 | U | 5.0 | U | 5.0 | U | 5.0 | U | 5.0 | U |
| TRICHLOROETHENE (TCE) | 5.0 | U | 5.0 | U | 16 | | 5.0 | U | 5.0 | U | 5.0 | U | 5.0 | U | 5.0 | U |
| TRICHLOROFLUOROMETHANE (CFC 11) | 5.0 | U | 5.0 | U | 10.0 | U | 5.0 | U | 5.0 | U | 5.0 | U | 5.0 | U | 5.0 | U |
| VINYL CHLORIDE | 10.0 | U | 10.0 | U | 260 | | 10.0 | U | 10.0 | U | 10.0 | U | 10.0 | U | 10.0 | U |
| CIS-1,2-DICHLOROETHENE | 5.0 | U | 5.0 | U | 140 | | 5.0 | U | 5.0 | U | 5.0 | U | 5.0 | U | 5.0 | U |
| CIS-1,3-DICHLOROPROPENE | 5.0 | U | 5.0 | U | 10.0 | U | 5.0 | U | 5.0 | U | 5.0 | U | 5.0 | U | 5.0 | U |
| M,P-XYLENES | 5.0 | U | 5.0 | U | 10.0 | U | 5.0 | U | 5.0 | U | 5.0 | U | 5.0 | U | 5.0 | U |
| O-XYLENE | 5.0 | U | 5.0 | U | 10.0 | U | 5.0 | U | 5.0 | U | 5.0 | U | 5.0 | U | 5.0 | U |
| TRANS-1,2-DICHLOROETHENE | 5.0 | U | 5.0 | U | 38 | | 5.0 | U | 5.0 | U | 5.0 | U | 5.0 | U | 5.0 | U |
| TRANS-1,3-DICHLOROPROPENE | 5.0 | U | 5.0 | U | 10.0 | U | 5.0 | U | 5.0 | U | 5.0 | U | 5.0 | U | 5.0 | U |

U = Not Detected, J= Estimated, B=Found in Method Blank

# TABLE 21
## SUMMARY OF ANALYTICAL TESTING RESULTS AT MOOG, INC.
Fourth Quarter 2016 (Concentrations in ug/l)

| COMPOUND | MW-1B | | MW-2A | | MW-2B | | MW-3 | | MW-4 | | MW-5 | | MW-6 | | MW-7 | |
|---|---|---|---|---|---|---|---|---|---|---|---|---|---|---|---|---|
| 1,1,1-TRICHLOROETHANE (TCA) | 5.0 | U | 5.0 | U | 10.0 | U | 5.0 | U | 5.0 | U | 5.0 | U | 5.0 | U | 5.0 | U |
| 1,1,2,2-TETRACHLOROETHANE | 5.0 | U | 5.0 | U | 10.0 | U | 5.0 | U | 5.0 | U | 5.0 | U | 5.0 | U | 5.0 | U |
| 1,1,2-TRICHLOROETHANE | 5.0 | U | 5.0 | U | 10.0 | U | 5.0 | U | 5.0 | U | 5.0 | U | 5.0 | U | 5.0 | U |
| 1,1,2-TRICHLOROTRIFLUOROETHANE (CFC 113) | 5.0 | U | 5.0 | U | 10.0 | U | 5.0 | U | 5.0 | U | 5.0 | U | 5.0 | U | 5.0 | U |
| 1,1-DICHLOROETHANE (1,1-DCA) | 5.0 | U | 5.0 | U | 150 | | 5.0 | U | 5.0 | U | 5.0 | U | 5.0 | U | 5.0 | U |
| 1,1-DICHLOROETHENE (1,1-DCE) | 5.0 | U | 5.0 | U | 13 | | 5.0 | U | 5.0 | U | 5.0 | U | 5.0 | U | 5.0 | U |
| 1,2,4-TRICHLOROBENZENE | 5.0 | U | 5.0 | U | 10.0 | U | 5.0 | U | 5.0 | U | 5.0 | U | 5.0 | U | 5.0 | U |
| 1,2-DIBROMO-3-CHLOROPROPANE (DBCP) | 10.0 | U | 10.0 | U | 20.0 | U | 10.0 | U | 10.0 | U | 10.0 | U | 10.0 | U | 10.0 | U |
| 1,2-DIBROMOETHANE | 5.0 | U | 5.0 | U | 10.0 | U | 5.0 | U | 5.0 | U | 5.0 | U | 5.0 | U | 5.0 | U |
| 1,2-DICHLOROBENZENE | 5.0 | U | 5.0 | U | 10.0 | U | 5.0 | U | 5.0 | U | 5.0 | U | 5.0 | U | 5.0 | U |
| 1,2-DICHLOROETHANE | 5.0 | U | 5.0 | U | 10.0 | U | 5.0 | U | 5.0 | U | 5.0 | U | 5.0 | U | 5.0 | U |
| 1,2-DICHLOROPROPANE | 5.0 | U | 5.0 | U | 10.0 | U | 5.0 | U | 5.0 | U | 5.0 | U | 5.0 | U | 5.0 | U |
| 1,3-DICHLOROBENZENE | 5.0 | U | 5.0 | U | 10.0 | U | 5.0 | U | 5.0 | U | 5.0 | U | 5.0 | U | 5.0 | U |
| 1,4-DICHLOROBENZENE | 5.0 | U | 5.0 | U | 10.0 | U | 5.0 | U | 5.0 | U | 5.0 | U | 5.0 | U | 5.0 | U |
| 2-BUTANONE (MEK) | 10.0 | U | 10.0 | U | 20.0 | U | 10.0 | U | 10.0 | U | 10.0 | U | 10.0 | U | 10.0 | U |
| 2-HEXANONE | 10.0 | U | 10.0 | U | 20.0 | U | 10.0 | U | 10.0 | U | 10.0 | U | 10.0 | U | 10.0 | U |
| 4-METHYL-2-PENTANONE | 10.0 | U | 10.0 | U | 20.0 | U | 10.0 | U | 10.0 | U | 10.0 | U | 10.0 | U | 10.0 | U |
| ACETONE | 5.0 | U | 5.0 | U | 10.0 | U | 5.0 | U | 5.0 | U | 5.0 | U | 5.0 | U | 5.0 | U |
| BENZENE | 5.0 | U | 5.0 | U | 10.0 | U | 5.0 | U | 5.0 | U | 5.0 | U | 5.0 | U | 5.0 | U |
| BROMODICHLOROMETHANE | 5.0 | U | 5.0 | U | 10.0 | U | 5.0 | U | 5.0 | U | 5.0 | U | 5.0 | U | 5.0 | U |
| BROMOFORM | 5.0 | U | 5.0 | U | 10.0 | U | 5.0 | U | 5.0 | U | 5.0 | U | 5.0 | U | 5.0 | U |
| BROMOMETHANE | 10.0 | U | 10.0 | U | 20.0 | U | 10.0 | U | 10.0 | U | 10.0 | U | 10.0 | U | 10.0 | U |
| CARBON DISULFIDE | 5.0 | U | 5.0 | U | 10.0 | U | 5.0 | U | 5.0 | U | 5.0 | U | 5.0 | U | 5.0 | U |
| CARBON TETRACHLORIDE | 5.0 | U | 5.0 | U | 10.0 | U | 5.0 | U | 5.0 | U | 5.0 | U | 5.0 | U | 5.0 | U |
| CHLOROBENZENE | 5.0 | U | 5.0 | U | 10.0 | U | 5.0 | U | 5.0 | U | 5.0 | U | 5.0 | U | 5.0 | U |
| CHLOROETHANE | 10.0 | U | 10.0 | U | 20.0 | U | 10.0 | U | 10.0 | U | 10.0 | U | 10.0 | U | 10.0 | U |
| CHLOROFORM | 5.0 | U | 5.0 | U | 10.0 | U | 5.0 | U | 5.0 | U | 5.0 | U | 5.0 | U | 5.0 | U |
| CHLOROMETHANE | 10.0 | U | 10.0 | U | 20.0 | U | 10.0 | U | 10.0 | U | 10.0 | U | 10.0 | U | 10.0 | U |

U = Not Detected, J = Estimated

# TABLE 21 (Continued)
# SUMMARY OF ANALYTICAL TESTING RESULTS AT MOOG, INC.

**Fourth Quarter 2016 (Concentrations in ug/l)**

| COMPOUND | MW-1B | | MW-2A | | MW-2B | | MW-3 | | MW-4 | | MW-5 | | MW-6 | | MW-7 | |
|---|---|---|---|---|---|---|---|---|---|---|---|---|---|---|---|---|
| CYCLOHEXANE | 5.0 | U | 5.0 | U | 10.0 | U | 5.0 | U | 5.0 | U | 5.0 | U | 5.0 | U | 5.0 | U |
| DIBROMOCHLOROMETHANE | 5.0 | U | 5.0 | U | 10.0 | U | 5.0 | U | 5.0 | U | 5.0 | U | 5.0 | U | 5.0 | U |
| DICHLORODIFLUOROMETHANE (CFC 12) | 10.0 | U | 10.0 | U | 20.0 | U | 10.0 | U | 10.0 | U | 10.0 | U | 10.0 | U | 10.0 | U |
| DICHLOROMETHANE | 5.0 | U | 5.0 | U | 10.0 | U | 5.0 | U | 5.0 | U | 5.0 | U | 5.0 | U | 5.0 | U |
| ETHYLBENZENE | 5.0 | U | 5.0 | U | 10.0 | U | 5.0 | U | 5.0 | U | 5.0 | U | 5.0 | U | 5.0 | U |
| ISOPROPYLBENZENE (CUMENE) | 5.0 | U | 5.0 | U | 10.0 | U | 5.0 | U | 5.0 | U | 5.0 | U | 5.0 | U | 5.0 | U |
| METHYL ACETATE | 5.0 | U | 5.0 | U | 10.0 | U | 5.0 | U | 5.0 | U | 5.0 | U | 5.0 | U | 5.0 | U |
| METHYL TERT-BUTYL ETHER | 5.0 | U | 5.0 | U | 10.0 | U | 5.0 | U | 5.0 | U | 5.0 | U | 5.0 | U | 5.0 | U |
| METHYLCYCLOHEXANE | 5.0 | U | 5.0 | U | 10.0 | U | 5.0 | U | 5.0 | U | 5.0 | U | 5.0 | U | 5.0 | U |
| STYRENE | 5.0 | U | 5.0 | U | 10.0 | U | 5.0 | U | 5.0 | U | 5.0 | U | 5.0 | U | 5.0 | U |
| TETRACHLOROETHENE (PCE) | 5.0 | U | 5.0 | U | 10.0 | U | 5.0 | U | 5.0 | U | 5.0 | U | 5.0 | U | 5.0 | U |
| TOLUENE | 5.0 | U | 5.0 | U | 10.0 | U | 5.0 | U | 5.0 | U | 5.0 | U | 5.0 | U | 5.0 | U |
| TRICHLOROETHENE (TCE) | 5.0 | U | 5.0 | U | 10 | U | 5.0 | U | 5.0 | U | 5.0 | U | 5.0 | U | 5.0 | U |
| TRICHLOROFLUOROMETHANE (CFC 11) | 5.0 | U | 5.0 | U | 10.0 | U | 5.0 | U | 5.0 | U | 5.0 | U | 5.0 | U | 5.0 | U |
| VINYL CHLORIDE | 10.0 | U | 10.0 | U | 20 | U | 10.0 | U | 10.0 | U | 10.0 | U | 10.0 | U | 10.0 | U |
| CIS-1,2-DICHLOROETHENE | 5.0 | U | 5.0 | U | 94 | | 5.0 | U | 5.0 | U | 5.0 | U | 5.0 | U | 5.0 | U |
| CIS-1,3-DICHLOROPROPENE | 5.0 | U | 5.0 | U | 10.0 | U | 5.0 | U | 5.0 | U | 5.0 | U | 5.0 | U | 5.0 | U |
| M,P-XYLENES | 5.0 | U | 5.0 | U | 10.0 | U | 5.0 | U | 5.0 | U | 5.0 | U | 5.0 | U | 5.0 | U |
| O-XYLENE | 5.0 | U | 5.0 | U | 10.0 | U | 5.0 | U | 5.0 | U | 5.0 | U | 5.0 | U | 5.0 | U |
| TRANS-1,2-DICHLOROETHENE | 5.0 | U | 5.0 | U | 29 | | 5.0 | U | 5.0 | U | 5.0 | U | 5.0 | U | 5.0 | U |
| TRANS-1,3-DICHLOROPROPENE | 5.0 | U | 5.0 | U | 10.0 | U | 5.0 | U | 5.0 | U | 5.0 | U | 5.0 | U | 5.0 | U |

U = Not Detected, J= Estimated, B=Found in Method Blank

# TABLE 22

## SUMMARY OF ANALYTICAL TESTING RESULTS AT MOOG, INC.

First Quarter 2017 (Concentrations in ug/l)

| COMPOUND | MW-1B | | MW-2A | | MW-2B | | MW-3 | | MW-4 | | MW-5 | | MW-6 | | MW-7 | |
|---|---|---|---|---|---|---|---|---|---|---|---|---|---|---|---|---|
| 1,1,1-TRICHLOROETHANE (TCA) | 5.0 | U | 5.0 | U | 10 | U | 5.0 | U | 5.0 | U | 5.0 | U | 5.0 | U | 5.0 | U |
| 1,1,2,2-TETRACHLOROETHANE | 5.0 | U | 5.0 | U | 10 | U | 5.0 | U | 5.0 | U | 5.0 | U | 5.0 | U | 5.0 | U |
| 1,1,2-TRICHLOROETHANE | 5.0 | U | 5.0 | U | 10 | U | 5.0 | U | 5.0 | U | 5.0 | U | 5.0 | U | 5.0 | U |
| 1,1,2-TRICHLOROTRIFLUOROETHANE (CFC 113) | 5.0 | U | 5.0 | U | 10 | U | 5.0 | U | 5.0 | U | 5.0 | U | 5.0 | U | 5.0 | U |
| 1,1-DICHLOROETHANE (1,1-DCA) | 5.0 | U | 5.0 | U | 150 | | 5.0 | U | 5.0 | U | 5.0 | U | 5.0 | U | 5.0 | U |
| 1,1-DICHLOROETHENE (1,1-DCE) | 5.0 | U | 5.0 | U | 10 | U | 5.0 | U | 5.0 | U | 5.0 | U | 5.0 | U | 5.0 | U |
| 1,2,4-TRICHLOROBENZENE | 5.0 | U | 5.0 | U | 10 | U | 5.0 | U | 5.0 | U | 5.0 | U | 5.0 | U | 5.0 | U |
| 1,2-DIBROMO-3-CHLOROPROPANE (DBCP) | 10 | U | 10 | U | 20 | U | 10 | U | 10 | U | 10 | U | 10 | U | 10 | U |
| 1,2-DIBROMOETHANE | 5.0 | U | 5.0 | U | 10 | U | 5.0 | U | 5.0 | U | 5.0 | U | 5.0 | U | 5.0 | U |
| 1,2-DICHLOROBENZENE | 5.0 | U | 5.0 | U | 10 | U | 5.0 | U | 5.0 | U | 5.0 | U | 5.0 | U | 5.0 | U |
| 1,2-DICHLOROETHANE | 5.0 | U | 5.0 | U | 10 | U | 5.0 | U | 5.0 | U | 5.0 | U | 5.0 | U | 5.0 | U |
| 1,2-DICHLOROPROPANE | 5.0 | U | 5.0 | U | 10 | U | 5.0 | U | 5.0 | U | 5.0 | U | 5.0 | U | 5.0 | U |
| 1,3-DICHLOROBENZENE | 5.0 | U | 5.0 | U | 10 | U | 5.0 | U | 5.0 | U | 5.0 | U | 5.0 | U | 5.0 | U |
| 1,4-DICHLOROBENZENE | 5.0 | U | 5.0 | U | 10 | U | 5.0 | U | 5.0 | U | 5.0 | U | 5.0 | U | 5.0 | U |
| 2-BUTANONE (MEK) | 10 | U | 10 | U | 20 | U | 10 | U | 10 | U | 10 | U | 10 | U | 10 | U |
| 2-HEXANONE | 10 | U | 10 | U | 20 | U | 10 | U | 10 | U | 10 | U | 10 | U | 10 | U |
| 4-METHYL-2-PENTANONE | 10 | U | 10 | U | 20 | U | 10 | U | 10 | U | 10 | U | 10 | U | 10 | U |
| ACETONE | 5.0 | U | 5.0 | U | 10 | U | 5.0 | U | 5.0 | U | 5.0 | U | 5.0 | U | 5.0 | U |
| BENZENE | 5.0 | U | 5.0 | U | 10 | U | 5.0 | U | 5.0 | U | 5.0 | U | 5.0 | U | 5.0 | U |
| BROMODICHLOROMETHANE | 5.0 | U | 5.0 | U | 10 | U | 5.0 | U | 5.0 | U | 5.0 | U | 5.0 | U | 5.0 | U |
| BROMOFORM | 5.0 | U | 5.0 | U | 10 | U | 5.0 | U | 5.0 | U | 5.0 | U | 5.0 | U | 5.0 | U |
| BROMOMETHANE | 10 | U | 10 | U | 20 | U | 10 | U | 10 | U | 10 | U | 10 | U | 10 | U |
| CARBON DISULFIDE | 5.0 | U | 5.0 | U | 10 | U | 5.0 | U | 5.0 | U | 5.0 | U | 5.0 | U | 5.0 | U |
| CARBON TETRACHLORIDE | 5.0 | U | 5.0 | U | 10 | U | 5.0 | U | 5.0 | U | 5.0 | U | 5.0 | U | 5.0 | U |
| CHLOROBENZENE | 5.0 | U | 5.0 | U | 10 | U | 5.0 | U | 5.0 | U | 5.0 | U | 5.0 | U | 5.0 | U |
| CHLOROETHANE | 10 | U | 10 | U | 20 | U | 10 | U | 10 | U | 10 | U | 10 | U | 10 | U |
| CHLOROFORM | 5.0 | U | 5.0 | U | 10 | U | 5.0 | U | 5.0 | U | 5.0 | U | 5.0 | U | 5.0 | U |
| CHLOROMETHANE | 10 | U | 10 | U | 20 | U | 10 | U | 10 | U | 10 | U | 10 | U | 10 | U |

U = Not Detected, J = Estimated

# TABLE 22 (Continued)
# SUMMARY OF ANALYTICAL TESTING RESULTS AT MOOG, INC.

**First Quarter 2017 (Concentrations in ug/l)**

| COMPOUND | MW-1B | | MW-2A | | MW-2B | | MW-3 | | MW-4 | | MW-5 | | MW-6 | | MW-7 | |
|---|---|---|---|---|---|---|---|---|---|---|---|---|---|---|---|---|
| CYCLOHEXANE | 5.0 | U | 5.0 | U | 10 | U | 5.0 | U | 5.0 | U | 5.0 | U | 5.0 | U | 5.0 | U |
| DIBROMOCHLOROMETHANE | 5.0 | U | 5.0 | U | 10 | U | 5.0 | U | 5.0 | U | 5.0 | U | 5.0 | U | 5.0 | U |
| DICHLORODIFLUOROMETHANE (CFC 12) | 10 | U | 10 | U | 20 | U | 10 | U | 10 | U | 10 | U | 10 | U | 10 | U |
| DICHLOROMETHANE | 5.0 | U | 5.0 | U | 10 | U | 5.0 | U | 5.0 | U | 5.0 | U | 5.0 | U | 5.0 | U |
| ETHYLBENZENE | 5.0 | U | 5.0 | U | 10 | U | 5.0 | U | 5.0 | U | 5.0 | U | 5.0 | U | 5.0 | U |
| ISOPROPYLBENZENE (CUMENE) | 5.0 | U | 5.0 | U | 10 | U | 5.0 | U | 5.0 | U | 5.0 | U | 5.0 | U | 5.0 | U |
| METHYL ACETATE | 5.0 | U | 5.0 | U | 10 | U | 5.0 | U | 5.0 | U | 5.0 | U | 5.0 | U | 5.0 | U |
| METHYL TERT-BUTYL ETHER | 5.0 | U | 5.0 | U | 10 | U | 5.0 | U | 5.0 | U | 5.0 | U | 5.0 | U | 5.0 | U |
| METHYLCYCLOHEXANE | 5.0 | U | 5.0 | U | 10 | U | 5.0 | U | 5.0 | U | 5.0 | U | 5.0 | U | 5.0 | U |
| STYRENE | 5.0 | U | 5.0 | U | 10 | U | 5.0 | U | 5.0 | U | 5.0 | U | 5.0 | U | 5.0 | U |
| TETRACHLOROETHENE (PCE) | 5.0 | U | 5.0 | U | 10 | U | 5.0 | U | 5.0 | U | 5.0 | U | 5.0 | U | 5.0 | U |
| TOLUENE | 5.0 | U | 5.0 | U | 10 | U | 5.0 | U | 5.0 | U | 5.0 | U | 5.0 | U | 5.0 | U |
| TRICHLOROETHENE (TCE) | 5.0 | U | 5.0 | U | 12 | | 5.0 | U | 5.0 | U | 5.0 | U | 5.0 | U | 5.0 | U |
| TRICHLOROFLUOROMETHANE (CFC 11) | 5.0 | U | 5.0 | U | 10 | U | 5.0 | U | 5.0 | U | 5.0 | U | 5.0 | U | 5.0 | U |
| VINYL CHLORIDE | 10 | U | 10 | U | 20 | U | 10 | U | 10 | U | 10 | U | 10 | U | 10 | U |
| CIS-1,2-DICHLOROETHENE | 5.0 | U | 5.0 | U | 64 | | 5.0 | U | 5.0 | U | 5.0 | U | 5.0 | U | 5.0 | U |
| CIS-1,3-DICHLOROPROPENE | 5.0 | U | 5.0 | U | 10 | U | 5.0 | U | 5.0 | U | 5.0 | U | 5.0 | U | 5.0 | U |
| M,P-XYLENES | 5.0 | U | 5.0 | U | 10 | U | 5.0 | U | 5.0 | U | 5.0 | U | 5.0 | U | 5.0 | U |
| O-XYLENE | 5.0 | U | 5.0 | U | 10 | U | 5.0 | U | 5.0 | U | 5.0 | U | 5.0 | U | 5.0 | U |
| TRANS-1,2-DICHLOROETHENE | 5.0 | U | 5.0 | U | 10 | U | 5.0 | U | 5.0 | U | 5.0 | U | 5.0 | U | 5.0 | U |
| TRANS-1,3-DICHLOROPROPENE | 5.0 | U | 5.0 | U | 10 | U | 5.0 | U | 5.0 | U | 5.0 | U | 5.0 | U | 5.0 | U |

U = Not Detected, J= Estimated, B=Found in Method Blank

# TABLE 23

## SUMMARY OF ANALYTICAL TESTING RESULTS AT MOOG, INC.

**Second Quarter 2017 (Concentrations in ug/l)**

| COMPOUND | MW-1B | | MW-2A | | MW-2B | | MW-3 | | MW-4 | | MW-5 | | MW-6 | | MW-7 | |
|---|---|---|---|---|---|---|---|---|---|---|---|---|---|---|---|---|
| 1,1,1-TRICHLOROETHANE (TCA) | 5.0 | U | 5.0 | U | 10 | U | 5.0 | U | 5.0 | U | 5.0 | U | 5.0 | U | 5.0 | U |
| 1,1,2,2-TETRACHLOROETHANE | 5.0 | U | 5.0 | U | 10 | U | 5.0 | U | 5.0 | U | 5.0 | U | 5.0 | U | 5.0 | U |
| 1,1,2-TRICHLOROETHANE | 5.0 | U | 5.0 | U | 10 | U | 5.0 | U | 5.0 | U | 5.0 | U | 5.0 | U | 5.0 | U |
| 1,1,2-TRICHLOROTRIFLUOROETHANE (CFC 113) | 5.0 | U | 5.0 | U | 10 | U | 5.0 | U | 5.0 | U | 5.0 | U | 5.0 | U | 5.0 | U |
| 1,1-DICHLOROETHANE (1,1-DCA) | 5.0 | U | 5.0 | U | 110 | | 5.0 | U | 5.0 | U | 5.0 | U | 5.0 | U | 5.0 | U |
| 1,1-DICHLOROETHENE (1,1-DCE) | 5.0 | U | 5.0 | U | 10 | U | 5.0 | U | 5.0 | U | 5.0 | U | 5.0 | U | 5.0 | U |
| 1,2,4-TRICHLOROBENZENE | 5.0 | U | 5.0 | U | 10 | U | 5.0 | U | 5.0 | U | 5.0 | U | 5.0 | U | 5.0 | U |
| 1,2-DIBROMO-3-CHLOROPROPANE (DBCP) | 10 | U | 10 | U | 20 | U | 10 | U | 10 | U | 10 | U | 10 | U | 10 | U |
| 1,2-DIBROMOETHANE | 5.0 | U | 5.0 | U | 10 | U | 5.0 | U | 5.0 | U | 5.0 | U | 5.0 | U | 5.0 | U |
| 1,2-DICHLOROBENZENE | 5.0 | U | 5.0 | U | 10 | U | 5.0 | U | 5.0 | U | 5.0 | U | 5.0 | U | 5.0 | U |
| 1,2-DICHLOROETHANE | 5.0 | U | 5.0 | U | 10 | U | 5.0 | U | 5.0 | U | 5.0 | U | 5.0 | U | 5.0 | U |
| 1,2-DICHLOROPROPANE | 5.0 | U | 5.0 | U | 10 | U | 5.0 | U | 5.0 | U | 5.0 | U | 5.0 | U | 5.0 | U |
| 1,3-DICHLOROBENZENE | 5.0 | U | 5.0 | U | 10 | U | 5.0 | U | 5.0 | U | 5.0 | U | 5.0 | U | 5.0 | U |
| 1,4-DICHLOROBENZENE | 5.0 | U | 5.0 | U | 10 | U | 5.0 | U | 5.0 | U | 5.0 | U | 5.0 | U | 5.0 | U |
| 2-BUTANONE (MEK) | 10 | U | 10 | U | 20 | U | 10 | U | 10 | U | 10 | U | 10 | U | 10 | U |
| 2-HEXANONE | 10 | U | 10 | U | 20 | U | 10 | U | 10 | U | 10 | U | 10 | U | 10 | U |
| 4-METHYL-2-PENTANONE | 10 | U | 10 | U | 20 | U | 10 | U | 10 | U | 10 | U | 10 | U | 10 | U |
| ACETONE | 5.0 | U | 5.0 | U | 10 | U | 5.0 | U | 5.0 | U | 5.0 | U | 5.0 | U | 5.0 | U |
| BENZENE | 5.0 | U | 5.0 | U | 10 | U | 5.0 | U | 5.0 | U | 5.0 | U | 5.0 | U | 5.0 | U |
| BROMODICHLOROMETHANE | 5.0 | U | 5.0 | U | 10 | U | 5.0 | U | 5.0 | U | 5.0 | U | 5.0 | U | 5.0 | U |
| BROMOFORM | 5.0 | U | 5.0 | U | 10 | U | 5.0 | U | 5.0 | U | 5.0 | U | 5.0 | U | 5.0 | U |
| BROMOMETHANE | 10 | U | 10 | U | 20 | U | 10 | U | 10 | U | 10 | U | 10 | U | 10 | U |
| CARBON DISULFIDE | 5.0 | U | 5.0 | U | 10 | U | 5.0 | U | 5.0 | U | 5.0 | U | 5.0 | U | 5.0 | U |
| CARBON TETRACHLORIDE | 5.0 | U | 5.0 | U | 10 | U | 5.0 | U | 5.0 | U | 5.0 | U | 5.0 | U | 5.0 | U |
| CHLOROBENZENE | 5.0 | U | 5.0 | U | 10 | U | 5.0 | U | 5.0 | U | 5.0 | U | 5.0 | U | 5.0 | U |
| CHLOROETHANE | 10 | U | 10 | U | 20 | U | 10 | U | 10 | U | 10 | U | 10 | U | 10 | U |
| CHLOROFORM | 5.0 | U | 5.0 | U | 10 | U | 5.0 | U | 5.0 | U | 5.0 | U | 5.0 | U | 5.0 | U |
| CHLOROMETHANE | 10 | U | 10 | U | 20 | U | 10 | U | 10 | U | 10 | U | 10 | U | 10 | U |

U = Not Detected, J = Estimated

# TABLE 23 (Continued)
## SUMMARY OF ANALYTICAL TESTING RESULTS AT MOOG, INC.

Second Quarter 2017 (Concentrations in ug/l)

| COMPOUND | MW-1B | | MW-2A | | MW-2B | | MW-3 | | MW-4 | | MW-5 | | MW-6 | | MW-7 | |
|---|---|---|---|---|---|---|---|---|---|---|---|---|---|---|---|---|
| CYCLOHEXANE | 5.0 | U | 5.0 | U | 10 | U | 5.0 | U | 5.0 | U | 5.0 | U | 5.0 | U | 5.0 | U |
| DIBROMOCHLOROMETHANE | 5.0 | U | 5.0 | U | 10 | U | 5.0 | U | 5.0 | U | 5.0 | U | 5.0 | U | 5.0 | U |
| DICHLORODIFLUOROMETHANE (CFC 12) | 10 | U | 10 | U | 20 | U | 10 | U | 10 | U | 10 | U | 10 | U | 10 | U |
| DICHLOROMETHANE | 5.0 | U | 5.0 | U | 10 | U | 5.0 | U | 5.0 | U | 5.0 | U | 5.0 | U | 5.0 | U |
| ETHYLBENZENE | 5.0 | U | 5.0 | U | 10 | U | 5.0 | U | 5.0 | U | 5.0 | U | 5.0 | U | 5.0 | U |
| ISOPROPYLBENZENE (CUMENE) | 5.0 | U | 5.0 | U | 10 | U | 5.0 | U | 5.0 | U | 5.0 | U | 5.0 | U | 5.0 | U |
| METHYL ACETATE | 5.0 | U | 5.0 | U | 10 | U | 5.0 | U | 5.0 | U | 5.0 | U | 5.0 | U | 5.0 | U |
| METHYL TERT-BUTYL ETHER | 5.0 | U | 5.0 | U | 10 | U | 5.0 | U | 5.0 | U | 5.0 | U | 5.0 | U | 5.0 | U |
| METHYLCYCLOHEXANE | 5.0 | U | 5.0 | U | 10 | U | 5.0 | U | 5.0 | U | 5.0 | U | 5.0 | U | 5.0 | U |
| STYRENE | 5.0 | U | 5.0 | U | 10 | U | 5.0 | U | 5.0 | U | 5.0 | U | 5.0 | U | 5.0 | U |
| TETRACHLOROETHENE (PCE) | 5.0 | U | 5.0 | U | 10 | U | 5.0 | U | 5.0 | U | 5.0 | U | 5.0 | U | 5.0 | U |
| TOLUENE | 5.0 | U | 5.0 | U | 10 | U | 5.0 | U | 5.0 | U | 5.0 | U | 5.0 | U | 5.0 | U |
| TRICHLOROETHENE (TCE) | 5.0 | U | 5.0 | U | 10 | U | 5.0 | U | 5.0 | U | 5.0 | U | 5.0 | U | 5.0 | U |
| TRICHLOROFLUOROMETHANE (CFC 11) | 5.0 | U | 5.0 | U | 10 | U | 5.0 | U | 5.0 | U | 5.0 | U | 5.0 | U | 5.0 | U |
| VINYL CHLORIDE | 10 | U | 10 | U | 68 | | 10 | U | 10 | U | 10 | U | 10 | U | 10 | U |
| CIS-1,2-DICHLOROETHENE | 5.0 | U | 5.0 | U | 39 | | 5.0 | U | 5.0 | U | 5.0 | U | 5.0 | U | 5.0 | U |
| CIS-1,3-DICHLOROPROPENE | 5.0 | U | 5.0 | U | 10 | U | 5.0 | U | 5.0 | U | 5.0 | U | 5.0 | U | 5.0 | U |
| M,P-XYLENES | 5.0 | U | 5.0 | U | 10 | U | 5.0 | U | 5.0 | U | 5.0 | U | 5.0 | U | 5.0 | U |
| O-XYLENE | 5.0 | U | 5.0 | U | 10 | U | 5.0 | U | 5.0 | U | 5.0 | U | 5.0 | U | 5.0 | U |
| TRANS-1,2-DICHLOROETHENE | 5.0 | U | 5.0 | U | 10 | U | 5.0 | U | 5.0 | U | 5.0 | U | 5.0 | U | 5.0 | U |
| TRANS-1,3-DICHLOROPROPENE | 5.0 | U | 5.0 | U | 10 | U | 5.0 | U | 5.0 | U | 5.0 | U | 5.0 | U | 5.0 | U |

U = Not Detected, J= Estimated, B=Found in Method Blank

# TABLE 24
## SUMMARY OF ANALYTICAL TESTING RESULTS AT MOOG, INC.
Third Quarter 2017 (Concentrations in ug/l)

| COMPOUND | MW-1B | | MW-2A | | MW-2B | | MW-3 | | MW-4 | | MW-5 | | MW-6 | | MW-7 | |
|---|---|---|---|---|---|---|---|---|---|---|---|---|---|---|---|---|
| 1,1,1-TRICHLOROETHANE (TCA) | 5.0 | U | 5.0 | U | 10 | U | 5.0 | U | 5.0 | U | 5.0 | U | 5.0 | U | 5.0 | U |
| 1,1,2,2-TETRACHLOROETHANE | 5.0 | U | 5.0 | U | 10 | U | 5.0 | U | 5.0 | U | 5.0 | U | 5.0 | U | 5.0 | U |
| 1,1,2-TRICHLOROETHANE | 5.0 | U | 5.0 | U | 10 | U | 5.0 | U | 5.0 | U | 5.0 | U | 5.0 | U | 5.0 | U |
| 1,1,2-TRICHLOROTRIFLUOROETHANE (CFC 113) | 5.0 | U | 5.0 | U | 10 | U | 5.0 | U | 5.0 | U | 5.0 | U | 5.0 | U | 5.0 | U |
| 1,1-DICHLOROETHANE (1,1-DCA) | 5.0 | U | 5.0 | U | 160 | | 5.0 | U | 5.0 | U | 5.0 | U | 5.0 | U | 5.0 | U |
| 1,1-DICHLOROETHENE (1,1-DCE) | 5.0 | U | 5.0 | U | 13 | | 5.0 | U | 5.0 | U | 5.0 | U | 5.0 | U | 5.0 | U |
| 1,2,4-TRICHLOROBENZENE | 5.0 | U | 5.0 | U | 10 | U | 5.0 | U | 5.0 | U | 5.0 | U | 5.0 | U | 5.0 | U |
| 1,2-DIBROMO-3-CHLOROPROPANE (DBCP) | 10 | U | 10 | U | 20 | U | 10 | U | 10 | U | 10 | U | 10 | U | 10 | U |
| 1,2-DIBROMOETHANE | 5.0 | U | 5.0 | U | 10 | U | 5.0 | U | 5.0 | U | 5.0 | U | 5.0 | U | 5.0 | U |
| 1,2-DICHLOROBENZENE | 5.0 | U | 5.0 | U | 10 | U | 5.0 | U | 5.0 | U | 5.0 | U | 5.0 | U | 5.0 | U |
| 1,2-DICHLOROETHANE | 5.0 | U | 5.0 | U | 10 | U | 5.0 | U | 5.0 | U | 5.0 | U | 5.0 | U | 5.0 | U |
| 1,2-DICHLOROPROPANE | 5.0 | U | 5.0 | U | 10 | U | 5.0 | U | 5.0 | U | 5.0 | U | 5.0 | U | 5.0 | U |
| 1,3-DICHLOROBENZENE | 5.0 | U | 5.0 | U | 10 | U | 5.0 | U | 5.0 | U | 5.0 | U | 5.0 | U | 5.0 | U |
| 1,4-DICHLOROBENZENE | 5.0 | U | 5.0 | U | 10 | U | 5.0 | U | 5.0 | U | 5.0 | U | 5.0 | U | 5.0 | U |
| 2-BUTANONE (MEK) | 10 | U | 10 | U | 20 | U | 10 | U | 10 | U | 10 | U | 10 | U | 10 | U |
| 2-HEXANONE | 10 | U | 10 | U | 20 | U | 10 | U | 10 | U | 10 | U | 10 | U | 10 | U |
| 4-METHYL-2-PENTANONE | 10 | U | 10 | U | 20 | U | 10 | U | 10 | U | 10 | U | 10 | U | 10 | U |
| ACETONE | 5.0 | U | 5.0 | U | 10 | U | 5.0 | U | 5.0 | U | 5.0 | U | 5.0 | U | 5.0 | U |
| BENZENE | 5.0 | U | 5.0 | U | 10 | U | 5.0 | U | 5.0 | U | 5.0 | U | 5.0 | U | 5.0 | U |
| BROMODICHLOROMETHANE | 5.0 | U | 5.0 | U | 10 | U | 5.0 | U | 5.0 | U | 5.0 | U | 5.0 | U | 5.0 | U |
| BROMOFORM | 5.0 | U | 5.0 | U | 10 | U | 5.0 | U | 5.0 | U | 5.0 | U | 5.0 | U | 5.0 | U |
| BROMOMETHANE | 10 | U | 10 | U | 20 | U | 10 | U | 10 | U | 10 | U | 10 | U | 10 | U |
| CARBON DISULFIDE | 5.0 | U | 5.0 | U | 10 | U | 5.0 | U | 5.0 | U | 5.0 | U | 5.0 | U | 5.0 | U |
| CARBON TETRACHLORIDE | 5.0 | U | 5.0 | U | 10 | U | 5.0 | U | 5.0 | U | 5.0 | U | 5.0 | U | 5.0 | U |
| CHLOROBENZENE | 5.0 | U | 5.0 | U | 10 | U | 5.0 | U | 5.0 | U | 5.0 | U | 5.0 | U | 5.0 | U |
| CHLOROETHANE | 10 | U | 10 | U | 20 | U | 10 | U | 10 | U | 10 | U | 10 | U | 10 | U |
| CHLOROFORM | 5.0 | U | 5.0 | U | 10 | U | 5.0 | U | 5.0 | U | 5.0 | U | 5.0 | U | 5.0 | U |
| CHLOROMETHANE | 10 | U | 10 | U | 20 | U | 10 | U | 10 | U | 10 | U | 10 | U | 10 | U |

U = Not Detected, J = Estimated

# TABLE 24 (Continued)
# SUMMARY OF ANALYTICAL TESTING RESULTS AT MOOG, INC.

**Third Quarter 2017 (Concentrations in ug/l)**

| COMPOUND | MW-1B | | MW-2A | | MW-2B | | MW-3 | | MW-4 | | MW-5 | | MW-6 | | MW-7 | |
|---|---|---|---|---|---|---|---|---|---|---|---|---|---|---|---|---|
| CYCLOHEXANE | 5.0 | U | 5.0 | U | 10 | U | 5.0 | U | 5.0 | U | 5.0 | U | 5.0 | U | 5.0 | U |
| DIBROMOCHLOROMETHANE | 5.0 | U | 5.0 | U | 10 | U | 5.0 | U | 5.0 | U | 5.0 | U | 5.0 | U | 5.0 | U |
| DICHLORODIFLUOROMETHANE (CFC 12) | 10 | U | 10 | U | 20 | U | 10 | U | 10 | U | 10 | U | 10 | U | 10 | U |
| DICHLOROMETHANE | 5.0 | U | 5.0 | U | 10 | U | 5.0 | U | 5.0 | U | 5.0 | U | 5.0 | U | 5.0 | U |
| ETHYLBENZENE | 5.0 | U | 5.0 | U | 10 | U | 5.0 | U | 5.0 | U | 5.0 | U | 5.0 | U | 5.0 | U |
| ISOPROPYLBENZENE (CUMENE) | 5.0 | U | 5.0 | U | 10 | U | 5.0 | U | 5.0 | U | 5.0 | U | 5.0 | U | 5.0 | U |
| METHYL ACETATE | 5.0 | U | 5.0 | U | 10 | U | 5.0 | U | 5.0 | U | 5.0 | U | 5.0 | U | 5.0 | U |
| METHYL TERT-BUTYL ETHER | 5.0 | U | 5.0 | U | 10 | U | 5.0 | U | 5.0 | U | 5.0 | U | 5.0 | U | 5.0 | U |
| METHYLCYCLOHEXANE | 5.0 | U | 5.0 | U | 10 | U | 5.0 | U | 5.0 | U | 5.0 | U | 5.0 | U | 5.0 | U |
| STYRENE | 5.0 | U | 5.0 | U | 10 | U | 5.0 | U | 5.0 | U | 5.0 | U | 5.0 | U | 5.0 | U |
| TETRACHLOROETHENE (PCE) | 5.0 | U | 5.0 | U | 10 | U | 5.0 | U | 5.0 | U | 5.0 | U | 5.0 | U | 5.0 | U |
| TOLUENE | 5.0 | U | 5.0 | U | 10 | U | 5.0 | U | 5.0 | U | 5.0 | U | 5.0 | U | 5.0 | U |
| TRICHLOROETHENE (TCE) | 5.0 | U | 5.0 | U | 10 | U | 5.0 | U | 5.0 | U | 5.0 | U | 5.0 | U | 5.0 | U |
| TRICHLOROFLUOROMETHANE (CFC 11) | 5.0 | U | 5.0 | U | 10 | U | 5.0 | U | 5.0 | U | 5.0 | U | 5.0 | U | 5.0 | U |
| VINYL CHLORIDE | 10 | U | 10 | U | 120 | | 10 | U | 10 | U | 10 | U | 10 | U | 10 | U |
| CIS-1,2-DICHLOROETHENE | 5.0 | U | 5.0 | U | 75 | | 5.0 | U | 5.0 | U | 5.0 | U | 5.0 | U | 5.0 | U |
| CIS-1,3-DICHLOROPROPENE | 5.0 | U | 5.0 | U | 10 | U | 5.0 | U | 5.0 | U | 5.0 | U | 5.0 | U | 5.0 | U |
| M,P-XYLENES | 5.0 | U | 5.0 | U | 10 | U | 5.0 | U | 5.0 | U | 5.0 | U | 5.0 | U | 5.0 | U |
| O-XYLENE | 5.0 | U | 5.0 | U | 10 | U | 5.0 | U | 5.0 | U | 5.0 | U | 5.0 | U | 5.0 | U |
| TRANS-1,2-DICHLOROETHENE | 5.0 | U | 5.0 | U | 25 | | 5.0 | U | 5.0 | U | 5.0 | U | 5.0 | U | 5.0 | U |
| TRANS-1,3-DICHLOROPROPENE | 5.0 | U | 5.0 | U | 10 | U | 5.0 | U | 5.0 | U | 5.0 | U | 5.0 | U | 5.0 | U |

U = Not Detected, J= Estimated, B=Found in Method Blank

# TABLE 25
## SUMMARY OF ANALYTICAL TESTING RESULTS AT MOOG, INC.
Fourth Quarter 2017 (Concentrations in ug/l)

| COMPOUND | MW-1B | | MW-2A | | MW-2B | | MW-3 | | MW-4 | | MW-5 | | MW-6 | | MW-7 | |
|---|---|---|---|---|---|---|---|---|---|---|---|---|---|---|---|---|
| 1,1,1-TRICHLOROETHANE (TCA) | 5.0 | U | 5.0 | U | 10 | U | 5.0 | U | 5.0 | U | 5.0 | U | 5.0 | U | 5.0 | U |
| 1,1,2,2-TETRACHLOROETHANE | 5.0 | U | 5.0 | U | 10 | U | 5.0 | U | 5.0 | U | 5.0 | U | 5.0 | U | 5.0 | U |
| 1,1,2-TRICHLOROETHANE | 5.0 | U | 5.0 | U | 10 | U | 5.0 | U | 5.0 | U | 5.0 | U | 5.0 | U | 5.0 | U |
| 1,1,2-TRICHLOROTRIFLUOROETHANE (CFC 113) | 5.0 | U | 5.0 | U | 10 | U | 5.0 | U | 5.0 | U | 5.0 | U | 5.0 | U | 5.0 | U |
| 1,1-DICHLOROETHANE (1,1-DCA) | 5.0 | U | 5.0 | U | 130 | | 5.0 | U | 5.0 | U | 5.0 | U | 5.0 | U | 5.0 | U |
| 1,1-DICHLOROETHENE (1,1-DCE) | 5.0 | U | 5.0 | U | 10 | | 5.0 | U | 5.0 | U | 5.0 | U | 5.0 | U | 5.0 | U |
| 1,2,4-TRICHLOROBENZENE | 5.0 | U | 5.0 | U | 10 | U | 5.0 | U | 5.0 | U | 5.0 | U | 5.0 | U | 5.0 | U |
| 1,2-DIBROMO-3-CHLOROPROPANE (DBCP) | 10 | U | 10 | U | 20 | U | 10 | U | 10 | U | 10 | U | 10 | U | 10 | U |
| 1,2-DIBROMOETHANE | 5.0 | U | 5.0 | U | 10 | U | 5.0 | U | 5.0 | U | 5.0 | U | 5.0 | U | 5.0 | U |
| 1,2-DICHLOROBENZENE | 5.0 | U | 5.0 | U | 10 | U | 5.0 | U | 5.0 | U | 5.0 | U | 5.0 | U | 5.0 | U |
| 1,2-DICHLOROETHANE | 5.0 | U | 5.0 | U | 10 | U | 5.0 | U | 5.0 | U | 5.0 | U | 5.0 | U | 5.0 | U |
| 1,2-DICHLOROPROPANE | 5.0 | U | 5.0 | U | 10 | U | 5.0 | U | 5.0 | U | 5.0 | U | 5.0 | U | 5.0 | U |
| 1,3-DICHLOROBENZENE | 5.0 | U | 5.0 | U | 10 | U | 5.0 | U | 5.0 | U | 5.0 | U | 5.0 | U | 5.0 | U |
| 1,4-DICHLOROBENZENE | 5.0 | U | 5.0 | U | 10 | U | 5.0 | U | 5.0 | U | 5.0 | U | 5.0 | U | 5.0 | U |
| 2-BUTANONE (MEK) | 10 | U | 10 | U | 20 | U | 10 | U | 10 | U | 10 | U | 10 | U | 10 | U |
| 2-HEXANONE | 10 | U | 10 | U | 20 | U | 10 | U | 10 | U | 10 | U | 10 | U | 10 | U |
| 4-METHYL-2-PENTANONE | 10 | U | 10 | U | 20 | U | 10 | U | 10 | U | 10 | U | 10 | U | 10 | U |
| ACETONE | 5.0 | U | 5.0 | U | 10 | U | 5.0 | U | 5.0 | U | 5.0 | U | 5.0 | U | 5.0 | U |
| BENZENE | 5.0 | U | 5.0 | U | 10 | U | 5.0 | U | 5.0 | U | 5.0 | U | 5.0 | U | 5.0 | U |
| BROMODICHLOROMETHANE | 5.0 | U | 5.0 | U | 10 | U | 5.0 | U | 5.0 | U | 5.0 | U | 5.0 | U | 5.0 | U |
| BROMOFORM | 5.0 | U | 5.0 | U | 10 | U | 5.0 | U | 5.0 | U | 5.0 | U | 5.0 | U | 5.0 | U |
| BROMOMETHANE | 10 | U | 10 | U | 20 | U | 10 | U | 10 | U | 10 | U | 10 | U | 10 | U |
| CARBON DISULFIDE | 5.0 | U | 5.0 | U | 10 | U | 5.0 | U | 5.0 | U | 5.0 | U | 5.0 | U | 5.0 | U |
| CARBON TETRACHLORIDE | 5.0 | U | 5.0 | U | 10 | U | 5.0 | U | 5.0 | U | 5.0 | U | 5.0 | U | 5.0 | U |
| CHLOROBENZENE | 5.0 | U | 5.0 | U | 10 | U | 5.0 | U | 5.0 | U | 5.0 | U | 5.0 | U | 5.0 | U |
| CHLOROETHANE | 10 | U | 10 | U | 20 | U | 10 | U | 10 | U | 10 | U | 10 | U | 10 | U |
| CHLOROFORM | 5.0 | U | 5.0 | U | 10 | U | 5.0 | U | 5.0 | U | 5.0 | U | 5.0 | U | 5.0 | U |
| CHLOROMETHANE | 10 | U | 10 | U | 20 | U | 10 | U | 10 | U | 10 | U | 10 | U | 10 | U |

U = Not Detected, J = Estimated

# TABLE 25 (Continued)
# SUMMARY OF ANALYTICAL TESTING RESULTS AT MOOG, INC.

Fourth Quarter 2017 (Concentrations in ug/l)

| COMPOUND | MW-1B | | MW-2A | | MW-2B | | MW-3 | | MW-4 | | MW-5 | | MW-6 | | MW-7 | |
|---|---|---|---|---|---|---|---|---|---|---|---|---|---|---|---|---|
| CYCLOHEXANE | 5.0 | U | 5.0 | U | 10 | U | 5.0 | U | 5.0 | U | 5.0 | U | 5.0 | U | 5.0 | U |
| DIBROMOCHLOROMETHANE | 5.0 | U | 5.0 | U | 10 | U | 5.0 | U | 5.0 | U | 5.0 | U | 5.0 | U | 5.0 | U |
| DICHLORODIFLUOROMETHANE (CFC 12) | 10 | U | 10 | U | 20 | U | 10 | U | 10 | U | 10 | U | 10 | U | 10 | U |
| DICHLOROMETHANE | 5.0 | U | 5.0 | U | 10 | U | 5.0 | U | 5.0 | U | 5.0 | U | 5.0 | U | 5.0 | U |
| ETHYLBENZENE | 5.0 | U | 5.0 | U | 10 | U | 5.0 | U | 5.0 | U | 5.0 | U | 5.0 | U | 5.0 | U |
| ISOPROPYLBENZENE (CUMENE) | 5.0 | U | 5.0 | U | 10 | U | 5.0 | U | 5.0 | U | 5.0 | U | 5.0 | U | 5.0 | U |
| METHYL ACETATE | 5.0 | U | 5.0 | U | 10 | U | 5.0 | U | 5.0 | U | 5.0 | U | 5.0 | U | 5.0 | U |
| METHYL TERT-BUTYL ETHER | 5.0 | U | 5.0 | U | 10 | U | 5.0 | U | 5.0 | U | 5.0 | U | 5.0 | U | 5.0 | U |
| METHYLCYCLOHEXANE | 5.0 | U | 5.0 | U | 10 | U | 5.0 | U | 5.0 | U | 5.0 | U | 5.0 | U | 5.0 | U |
| STYRENE | 5.0 | U | 5.0 | U | 10 | U | 5.0 | U | 5.0 | U | 5.0 | U | 5.0 | U | 5.0 | U |
| TETRACHLOROETHENE (PCE) | 5.0 | U | 5.0 | U | 10 | U | 5.0 | U | 5.0 | U | 5.0 | U | 5.0 | U | 5.0 | U |
| TOLUENE | 5.0 | U | 5.0 | U | 10 | U | 5.0 | U | 5.0 | U | 5.0 | U | 5.0 | U | 5.0 | U |
| TRICHLOROETHENE (TCE) | 5.0 | U | 5.0 | U | 10 | U | 5.0 | U | 5.0 | U | 5.0 | U | 5.0 | U | 5.0 | U |
| TRICHLOROFLUOROMETHANE (CFC 11) | 5.0 | U | 5.0 | U | 10 | U | 5.0 | U | 5.0 | U | 5.0 | U | 5.0 | U | 5.0 | U |
| VINYL CHLORIDE | 10 | U | 10 | U | 110 | | 10 | U | 10 | U | 10 | U | 10 | U | 10 | U |
| CIS-1,2-DICHLOROETHENE | 5.0 | U | 5.0 | U | 71 | | 5.0 | U | 5.0 | U | 5.0 | U | 5.0 | U | 5.0 | U |
| CIS-1,3-DICHLOROPROPENE | 5.0 | U | 5.0 | U | 10 | U | 5.0 | U | 5.0 | U | 5.0 | U | 5.0 | U | 5.0 | U |
| M,P-XYLENES | 5.0 | U | 5.0 | U | 10 | U | 5.0 | U | 5.0 | U | 5.0 | U | 5.0 | U | 5.0 | U |
| O-XYLENE | 5.0 | U | 5.0 | U | 10 | U | 5.0 | U | 5.0 | U | 5.0 | U | 5.0 | U | 5.0 | U |
| TRANS-1,2-DICHLOROETHENE | 5.0 | U | 5.0 | U | 19 | | 5.0 | U | 5.0 | U | 5.0 | U | 5.0 | U | 5.0 | U |
| TRANS-1,3-DICHLOROPROPENE | 5.0 | U | 5.0 | U | 10 | U | 5.0 | U | 5.0 | U | 5.0 | U | 5.0 | U | 5.0 | U |

U = Not Detected, J= Estimated, B=Found in Method Blank

# TABLE 26
## SUMMARY OF ANALYTICAL TESTING RESULTS AT MOOG, INC.
First Quarter 2018 (Concentrations in ug/l)

| COMPOUND | MW-1B | | MW-2A | | MW-2B | | MW-3 | | MW-4 | | MW-5 | | MW-6 | | MW-7 | |
|---|---|---|---|---|---|---|---|---|---|---|---|---|---|---|---|---|
| 1,1,1-TRICHLOROETHANE (TCA) | 5.0 | U | 5.0 | U | 10 | U | 5.0 | U | 5.0 | U | 5.0 | U | 5.0 | U | 5.0 | U |
| 1,1,2,2-TETRACHLOROETHANE | 5.0 | U | 5.0 | U | 10 | U | 5.0 | U | 5.0 | U | 5.0 | U | 5.0 | U | 5.0 | U |
| 1,1,2-TRICHLOROETHANE | 5.0 | U | 5.0 | U | 10 | U | 5.0 | U | 5.0 | U | 5.0 | U | 5.0 | U | 5.0 | U |
| 1,1,2-TRICHLOROTRIFLUOROETHANE (CFC 113) | 5.0 | U | 5.0 | U | 10 | U | 5.0 | U | 5.0 | U | 5.0 | U | 5.0 | U | 5.0 | U |
| 1,1-DICHLOROETHANE (1,1-DCA) | 5.0 | U | 5.0 | U | 59 | | 5.0 | U | 5.0 | U | 5.0 | U | 5.0 | U | 5.0 | U |
| 1,1-DICHLOROETHENE (1,1-DCE) | 5.0 | U | 5.0 | U | 10 | U | 5.0 | U | 5.0 | U | 5.0 | U | 5.0 | U | 5.0 | U |
| 1,2,4-TRICHLOROBENZENE | 5.0 | U | 5.0 | U | 10 | U | 5.0 | U | 5.0 | U | 5.0 | U | 5.0 | U | 5.0 | U |
| 1,2-DIBROMO-3-CHLOROPROPANE (DBCP) | 10 | U | 10 | U | 20 | U | 10 | U | 10 | U | 10 | U | 10 | U | 10 | U |
| 1,2-DIBROMOETHANE | 5.0 | U | 5.0 | U | 10 | U | 5.0 | U | 5.0 | U | 5.0 | U | 5.0 | U | 5.0 | U |
| 1,2-DICHLOROBENZENE | 5.0 | U | 5.0 | U | 10 | U | 5.0 | U | 5.0 | U | 5.0 | U | 5.0 | U | 5.0 | U |
| 1,2-DICHLOROETHANE | 5.0 | U | 5.0 | U | 10 | U | 5.0 | U | 5.0 | U | 5.0 | U | 5.0 | U | 5.0 | U |
| 1,2-DICHLOROPROPANE | 5.0 | U | 5.0 | U | 10 | U | 5.0 | U | 5.0 | U | 5.0 | U | 5.0 | U | 5.0 | U |
| 1,3-DICHLOROBENZENE | 5.0 | U | 5.0 | U | 10 | U | 5.0 | U | 5.0 | U | 5.0 | U | 5.0 | U | 5.0 | U |
| 1,4-DICHLOROBENZENE | 5.0 | U | 5.0 | U | 10 | U | 5.0 | U | 5.0 | U | 5.0 | U | 5.0 | U | 5.0 | U |
| 2-BUTANONE (MEK) | 10 | U | 10 | U | 20 | U | 10 | U | 10 | U | 10 | U | 10 | U | 10 | U |
| 2-HEXANONE | 10 | U | 10 | U | 20 | U | 10 | U | 10 | U | 10 | U | 10 | U | 10 | U |
| 4-METHYL-2-PENTANONE | 10 | U | 10 | U | 20 | U | 10 | U | 10 | U | 10 | U | 10 | U | 10 | U |
| ACETONE | 5.0 | U | 5.0 | U | 10 | U | 5.0 | U | 5.0 | U | 5.0 | U | 5.0 | U | 5.0 | U |
| BENZENE | 5.0 | U | 5.0 | U | 10 | U | 5.0 | U | 5.0 | U | 5.0 | U | 5.0 | U | 5.0 | U |
| BROMODICHLOROMETHANE | 5.0 | U | 5.0 | U | 10 | U | 5.0 | U | 5.0 | U | 5.0 | U | 5.0 | U | 5.0 | U |
| BROMOFORM | 5.0 | U | 5.0 | U | 10 | U | 5.0 | U | 5.0 | U | 5.0 | U | 5.0 | U | 5.0 | U |
| BROMOMETHANE | 10 | U | 10 | U | 20 | U | 10 | U | 10 | U | 10 | U | 10 | U | 10 | U |
| CARBON DISULFIDE | 5.0 | U | 5.0 | U | 10 | U | 5.0 | U | 5.0 | U | 5.0 | U | 5.0 | U | 5.0 | U |
| CARBON TETRACHLORIDE | 5.0 | U | 5.0 | U | 10 | U | 5.0 | U | 5.0 | U | 5.0 | U | 5.0 | U | 5.0 | U |
| CHLOROBENZENE | 5.0 | U | 5.0 | U | 10 | U | 5.0 | U | 5.0 | U | 5.0 | U | 5.0 | U | 5.0 | U |
| CHLOROETHANE | 10 | U | 10 | U | 20 | U | 10 | U | 10 | U | 10 | U | 10 | U | 10 | U |
| CHLOROFORM | 5.0 | U | 5.0 | U | 10 | U | 5.0 | U | 5.0 | U | 5.0 | U | 5.0 | U | 5.0 | U |
| CHLOROMETHANE | 10 | U | 10 | U | 20 | U | 10 | U | 10 | U | 10 | U | 10 | U | 10 | U |

U = Not Detected, J = Estimated

# TABLE 26 (Continued)
# SUMMARY OF ANALYTICAL TESTING RESULTS AT MOOG, INC.

**First Quarter 2018 (Concentrations in ug/l)**

| COMPOUND | MW-1B | | MW-2A | | MW-2B | | MW-3 | | MW-4 | | MW-5 | | MW-6 | | MW-7 | |
|---|---|---|---|---|---|---|---|---|---|---|---|---|---|---|---|---|
| CYCLOHEXANE | 5.0 | U | 5.0 | U | 10 | U | 5.0 | U | 5.0 | U | 5.0 | U | 5.0 | U | 5.0 | U |
| DIBROMOCHLOROMETHANE | 5.0 | U | 5.0 | U | 10 | U | 5.0 | U | 5.0 | U | 5.0 | U | 5.0 | U | 5.0 | U |
| DICHLORODIFLUOROMETHANE (CFC 12) | 10 | U | 10 | U | 20 | U | 10 | U | 10 | U | 10 | U | 10 | U | 10 | U |
| DICHLOROMETHANE | 5.0 | U | 5.0 | U | 10 | U | 5.0 | U | 5.0 | U | 5.0 | U | 5.0 | U | 5.0 | U |
| ETHYLBENZENE | 5.0 | U | 5.0 | U | 10 | U | 5.0 | U | 5.0 | U | 5.0 | U | 5.0 | U | 5.0 | U |
| ISOPROPYLBENZENE (CUMENE) | 5.0 | U | 5.0 | U | 10 | U | 5.0 | U | 5.0 | U | 5.0 | U | 5.0 | U | 5.0 | U |
| METHYL ACETATE | 5.0 | U | 5.0 | U | 10 | U | 5.0 | U | 5.0 | U | 5.0 | U | 5.0 | U | 5.0 | U |
| METHYL TERT-BUTYL ETHER | 5.0 | U | 5.0 | U | 10 | U | 5.0 | U | 5.0 | U | 5.0 | U | 5.0 | U | 5.0 | U |
| METHYLCYCLOHEXANE | 5.0 | U | 5.0 | U | 10 | U | 5.0 | U | 5.0 | U | 5.0 | U | 5.0 | U | 5.0 | U |
| STYRENE | 5.0 | U | 5.0 | U | 10 | U | 5.0 | U | 5.0 | U | 5.0 | U | 5.0 | U | 5.0 | U |
| TETRACHLOROETHENE (PCE) | 5.0 | U | 5.0 | U | 10 | U | 5.0 | U | 5.0 | U | 5.0 | U | 5.0 | U | 5.0 | U |
| TOLUENE | 5.0 | U | 5.0 | U | 10 | U | 5.0 | U | 5.0 | U | 5.0 | U | 5.0 | U | 5.0 | U |
| TRICHLOROETHENE (TCE) | 5.0 | U | 5.0 | U | 10 | U | 5.0 | U | 5.0 | U | 5.0 | U | 5.0 | U | 5.0 | U |
| TRICHLOROFLUOROMETHANE (CFC 11) | 5.0 | U | 5.0 | U | 10 | U | 5.0 | U | 5.0 | U | 5.0 | U | 5.0 | U | 5.0 | U |
| VINYL CHLORIDE | 10 | U | 10 | U | 28 | | 10 | U | 10 | U | 10 | U | 10 | U | 10 | U |
| CIS-1,2-DICHLOROETHENE | 5.0 | U | 5.0 | U | 22 | | 5.0 | U | 5.0 | U | 5.0 | U | 5.0 | U | 5.0 | U |
| CIS-1,3-DICHLOROPROPENE | 5.0 | U | 5.0 | U | 10 | U | 5.0 | U | 5.0 | U | 5.0 | U | 5.0 | U | 5.0 | U |
| M,P-XYLENES | 5.0 | U | 5.0 | U | 10 | U | 5.0 | U | 5.0 | U | 5.0 | U | 5.0 | U | 5.0 | U |
| O-XYLENE | 5.0 | U | 5.0 | U | 10 | U | 5.0 | U | 5.0 | U | 5.0 | U | 5.0 | U | 5.0 | U |
| TRANS-1,2-DICHLOROETHENE | 5.0 | U | 5.0 | U | 10 | U | 5.0 | U | 5.0 | U | 5.0 | U | 5.0 | U | 5.0 | U |
| TRANS-1,3-DICHLOROPROPENE | 5.0 | U | 5.0 | U | 10 | U | 5.0 | U | 5.0 | U | 5.0 | U | 5.0 | U | 5.0 | U |

U = Not Detected, J= Estimated, B=Found in Method Blank

# TABLE 27

## SUMMARY OF ANALYTICAL TESTING RESULTS AT MOOG, INC.

Second Quarter 2018 (Concentrations in ug/l)

| COMPOUND | MW-1B | | MW-2A | | MW-2B | | MW-3 | | MW-4 | | MW-5 | | MW-6 | | MW-7 | |
|---|---|---|---|---|---|---|---|---|---|---|---|---|---|---|---|---|
| 1,1,1-TRICHLOROETHANE (TCA) | 5.0 | U | 5.0 | U | 10 | U | 5.0 | U | 5.0 | U | 5.0 | U | 5.0 | U | 5.0 | U |
| 1,1,2,2-TETRACHLOROETHANE | 5.0 | U | 5.0 | U | 10 | U | 5.0 | U | 5.0 | U | 5.0 | U | 5.0 | U | 5.0 | U |
| 1,1,2-TRICHLOROETHANE | 5.0 | U | 5.0 | U | 10 | U | 5.0 | U | 5.0 | U | 5.0 | U | 5.0 | U | 5.0 | U |
| 1,1,2-TRICHLOROTRIFLUOROETHANE (CFC 113) | 5.0 | U | 5.0 | U | 10 | | 5.0 | U | 5.0 | U | 5.0 | U | 5.0 | U | 5.0 | U |
| 1,1-DICHLOROETHANE (1,1-DCA) | 5.0 | U | 5.0 | U | 100 | | 5.0 | U | 5.0 | U | 5.0 | U | 5.0 | U | 5.0 | U |
| 1,1-DICHLOROETHENE (1,1-DCE) | 5.0 | U | 5.0 | U | 10 | U | 5.0 | U | 5.0 | U | 5.0 | U | 5.0 | U | 5.0 | U |
| 1,2,4-TRICHLOROBENZENE | 5.0 | U | 5.0 | U | 10 | U | 5.0 | U | 5.0 | U | 5.0 | U | 5.0 | U | 5.0 | U |
| 1,2-DIBROMO-3-CHLOROPROPANE (DBCP) | 10 | U | 10 | U | 20 | U | 10 | U | 10 | U | 10 | U | 10 | U | 10 | U |
| 1,2-DIBROMOETHANE | 5.0 | U | 5.0 | U | 10 | U | 5.0 | U | 5.0 | U | 5.0 | U | 5.0 | U | 5.0 | U |
| 1,2-DICHLOROBENZENE | 5.0 | U | 5.0 | U | 10 | U | 5.0 | U | 5.0 | U | 5.0 | U | 5.0 | U | 5.0 | U |
| 1,2-DICHLOROETHANE | 5.0 | U | 5.0 | U | 10 | U | 5.0 | U | 5.0 | U | 5.0 | U | 5.0 | U | 5.0 | U |
| 1,2-DICHLOROPROPANE | 5.0 | U | 5.0 | U | 10 | U | 5.0 | U | 5.0 | U | 5.0 | U | 5.0 | U | 5.0 | U |
| 1,3-DICHLOROBENZENE | 5.0 | U | 5.0 | U | 10 | U | 5.0 | U | 5.0 | U | 5.0 | U | 5.0 | U | 5.0 | U |
| 1,4-DICHLOROBENZENE | 5.0 | U | 5.0 | U | 10 | U | 5.0 | U | 5.0 | U | 5.0 | U | 5.0 | U | 5.0 | U |
| 2-BUTANONE (MEK) | 10 | U | 10 | U | 20 | U | 10 | U | 10 | U | 10 | U | 10 | U | 10 | U |
| 2-HEXANONE | 10 | U | 10 | U | 20 | U | 10 | U | 10 | U | 10 | U | 10 | U | 10 | U |
| 4-METHYL-2-PENTANONE | 10 | U | 10 | U | 20 | U | 10 | U | 10 | U | 10 | U | 10 | U | 10 | U |
| ACETONE | 5.0 | U | 5.0 | U | 10 | U | 5.0 | U | 5.0 | U | 5.0 | U | 5.0 | U | 5.0 | U |
| BENZENE | 5.0 | U | 5.0 | U | 10 | U | 5.0 | U | 5.0 | U | 5.0 | U | 5.0 | U | 5.0 | U |
| BROMODICHLOROMETHANE | 5.0 | U | 5.0 | U | 10 | U | 5.0 | U | 5.0 | U | 5.0 | U | 5.0 | U | 5.0 | U |
| BROMOFORM | 5.0 | U | 5.0 | U | 10 | U | 5.0 | U | 5.0 | U | 5.0 | U | 5.0 | U | 5.0 | U |
| BROMOMETHANE | 10 | U | 10 | U | 20 | U | 10 | U | 10 | U | 10 | U | 10 | U | 10 | U |
| CARBON DISULFIDE | 5.0 | U | 5.0 | U | 10 | U | 5.0 | U | 5.0 | U | 5.0 | U | 5.0 | U | 5.0 | U |
| CARBON TETRACHLORIDE | 5.0 | U | 5.0 | U | 10 | U | 5.0 | U | 5.0 | U | 5.0 | U | 5.0 | U | 5.0 | U |
| CHLOROBENZENE | 5.0 | U | 5.0 | U | 10 | U | 5.0 | U | 5.0 | U | 5.0 | U | 5.0 | U | 5.0 | U |
| CHLOROETHANE | 10 | U | 10 | U | 20 | U | 10 | U | 10 | U | 10 | U | 10 | U | 10 | U |
| CHLOROFORM | 5.0 | U | 5.0 | U | 10 | U | 5.0 | U | 5.0 | U | 5.0 | U | 5.0 | U | 5.0 | U |
| CHLOROMETHANE | 10 | U | 10 | U | 20 | U | 10 | U | 10 | U | 10 | U | 10 | U | 10 | U |

U = Not Detected, J = Estimated

# TABLE 27 (Continued)
# SUMMARY OF ANALYTICAL TESTING RESULTS AT MOOG, INC.

**Second Quarter 2018 (Concentrations in ug/l)**

| COMPOUND | MW-1B | | MW-2A | | MW-2B | | MW-3 | | MW-4 | | MW-5 | | MW-6 | | MW-7 | |
|---|---|---|---|---|---|---|---|---|---|---|---|---|---|---|---|---|
| CYCLOHEXANE | 5.0 | U | 5.0 | U | 10 | U | 5.0 | U | 5.0 | U | 5.0 | U | 5.0 | U | 5.0 | U |
| DIBROMOCHLOROMETHANE | 5.0 | U | 5.0 | U | 10 | U | 5.0 | U | 5.0 | U | 5.0 | U | 5.0 | U | 5.0 | U |
| DICHLORODIFLUOROMETHANE (CFC 12) | 10 | U | 10 | U | 20 | U | 10 | U | 10 | U | 10 | U | 10 | U | 10 | U |
| DICHLOROMETHANE | 5.0 | U | 5.0 | U | 10 | U | 5.0 | U | 5.0 | U | 5.0 | U | 5.0 | U | 5.0 | U |
| ETHYLBENZENE | 5.0 | U | 5.0 | U | 10 | U | 5.0 | U | 5.0 | U | 5.0 | U | 5.0 | U | 5.0 | U |
| ISOPROPYLBENZENE (CUMENE) | 5.0 | U | 5.0 | U | 10 | U | 5.0 | U | 5.0 | U | 5.0 | U | 5.0 | U | 5.0 | U |
| METHYL ACETATE | 5.0 | U | 5.0 | U | 10 | U | 5.0 | U | 5.0 | U | 5.0 | U | 5.0 | U | 5.0 | U |
| METHYL TERT-BUTYL ETHER | 5.0 | U | 5.0 | U | 10 | U | 5.0 | U | 5.0 | U | 5.0 | U | 5.0 | U | 5.0 | U |
| METHYLCYCLOHEXANE | 5.0 | U | 5.0 | U | 10 | U | 5.0 | U | 5.0 | U | 5.0 | U | 5.0 | U | 5.0 | U |
| STYRENE | 5.0 | U | 5.0 | U | 10 | U | 5.0 | U | 5.0 | U | 5.0 | U | 5.0 | U | 5.0 | U |
| TETRACHLOROETHENE (PCE) | 5.0 | U | 5.0 | U | 10 | U | 5.0 | U | 5.0 | U | 5.0 | U | 5.0 | U | 5.0 | U |
| TOLUENE | 5.0 | U | 5.0 | U | 10 | U | 5.0 | U | 5.0 | U | 5.0 | U | 5.0 | U | 5.0 | U |
| TRICHLOROETHENE (TCE) | 5.0 | U | 5.0 | U | 11 | | 5.0 | U | 5.0 | U | 5.0 | U | 5.0 | U | 5.0 | U |
| TRICHLOROFLUOROMETHANE (CFC 11) | 5.0 | U | 5.0 | U | 10 | U | 5.0 | U | 5.0 | U | 5.0 | U | 5.0 | U | 5.0 | U |
| VINYL CHLORIDE | 10 | U | 10 | U | 66 | | 10 | U | 10 | U | 10 | U | 10 | U | 10 | U |
| CIS-1,2-DICHLOROETHENE | 5.0 | U | 5.0 | U | 42 | | 5.0 | U | 5.0 | U | 5.0 | U | 5.0 | U | 5.0 | U |
| CIS-1,3-DICHLOROPROPENE | 5.0 | U | 5.0 | U | 10 | U | 5.0 | U | 5.0 | U | 5.0 | U | 5.0 | U | 5.0 | U |
| M,P-XYLENES | 5.0 | U | 5.0 | U | 10 | U | 5.0 | U | 5.0 | U | 5.0 | U | 5.0 | U | 5.0 | U |
| O-XYLENE | 5.0 | U | 5.0 | U | 10 | U | 5.0 | U | 5.0 | U | 5.0 | U | 5.0 | U | 5.0 | U |
| TRANS-1,2-DICHLOROETHENE | 5.0 | U | 5.0 | U | 10 | U | 5.0 | U | 5.0 | U | 5.0 | U | 5.0 | U | 5.0 | U |
| TRANS-1,3-DICHLOROPROPENE | 5.0 | U | 5.0 | U | 10 | U | 5.0 | U | 5.0 | U | 5.0 | U | 5.0 | U | 5.0 | U |

U = Not Detected, J= Estimated, B=Found in Method Blank

# TABLE 28
## SUMMARY OF ANALYTICAL TESTING RESULTS AT MOOG, INC.
Third Quarter 2018 (Concentrations in ug/l)

| COMPOUND | MW-1B | | MW-2A | | MW-2B | | MW-3 | | MW-4 | | MW-5 | | MW-6 | | MW-7 | |
|---|---|---|---|---|---|---|---|---|---|---|---|---|---|---|---|---|
| 1,1,1-TRICHLOROETHANE (TCA) | 5.0 | U | 5.0 | U | 10 | U | 5.0 | U | 5.0 | U | 5.0 | U | 5.0 | U | 5.0 | U |
| 1,1,2,2-TETRACHLOROETHANE | 5.0 | U | 5.0 | U | 10 | U | 5.0 | U | 5.0 | U | 5.0 | U | 5.0 | U | 5.0 | U |
| 1,1,2-TRICHLOROETHANE | 5.0 | U | 5.0 | U | 10 | U | 5.0 | U | 5.0 | U | 5.0 | U | 5.0 | U | 5.0 | U |
| 1,1,2-TRICHLOROTRIFLUOROETHANE (CFC 113) | 5.0 | U | 5.0 | U | 10 | U | 5.0 | U | 5.0 | U | 5.0 | U | 5.0 | U | 5.0 | U |
| 1,1-DICHLOROETHANE (1,1-DCA) | 5.0 | U | 5.0 | U | 290 | | 5.0 | U | 5.0 | U | 5.0 | U | 5.0 | U | 5.0 | U |
| 1,1-DICHLOROETHENE (1,1-DCE) | 5.0 | U | 5.0 | U | 10 | U | 5.0 | U | 5.0 | U | 5.0 | U | 5.0 | U | 5.0 | U |
| 1,2,4-TRICHLOROBENZENE | 5.0 | U | 5.0 | U | 10 | U | 5.0 | U | 5.0 | U | 5.0 | U | 5.0 | U | 5.0 | U |
| 1,2-DIBROMO-3-CHLOROPROPANE (DBCP) | 10 | U | 10 | U | 20 | U | 10 | U | 10 | U | 10 | U | 10 | U | 10 | U |
| 1,2-DIBROMOETHANE | 5.0 | U | 5.0 | U | 10 | U | 5.0 | U | 5.0 | U | 5.0 | U | 5.0 | U | 5.0 | U |
| 1,2-DICHLOROBENZENE | 5.0 | U | 5.0 | U | 10 | U | 5.0 | U | 5.0 | U | 5.0 | U | 5.0 | U | 5.0 | U |
| 1,2-DICHLOROETHANE | 5.0 | U | 5.0 | U | 10 | U | 5.0 | U | 5.0 | U | 5.0 | U | 5.0 | U | 5.0 | U |
| 1,2-DICHLOROPROPANE | 5.0 | U | 5.0 | U | 10 | U | 5.0 | U | 5.0 | U | 5.0 | U | 5.0 | U | 5.0 | U |
| 1,3-DICHLOROBENZENE | 5.0 | U | 5.0 | U | 10 | U | 5.0 | U | 5.0 | U | 5.0 | U | 5.0 | U | 5.0 | U |
| 1,4-DICHLOROBENZENE | 5.0 | U | 5.0 | U | 10 | U | 5.0 | U | 5.0 | U | 5.0 | U | 5.0 | U | 5.0 | U |
| 2-BUTANONE (MEK) | 10 | U | 10 | U | 20 | U | 10 | U | 10 | U | 10 | U | 10 | U | 10 | U |
| 2-HEXANONE | 10 | U | 10 | U | 20 | U | 10 | U | 10 | U | 10 | U | 10 | U | 10 | U |
| 4-METHYL-2-PENTANONE | 10 | U | 10 | U | 20 | U | 10 | U | 10 | U | 10 | U | 10 | U | 10 | U |
| ACETONE | 5.0 | U | 5.0 | U | 10 | U | 5.0 | U | 5.0 | U | 5.0 | U | 5.0 | U | 5.0 | U |
| BENZENE | 5.0 | U | 5.0 | U | 10 | U | 5.0 | U | 5.0 | U | 5.0 | U | 5.0 | U | 5.0 | U |
| BROMODICHLOROMETHANE | 5.0 | U | 5.0 | U | 10 | U | 5.0 | U | 5.0 | U | 5.0 | U | 5.0 | U | 5.0 | U |
| BROMOFORM | 5.0 | U | 5.0 | U | 10 | U | 5.0 | U | 5.0 | U | 5.0 | U | 5.0 | U | 5.0 | U |
| BROMOMETHANE | 10 | U | 10 | U | 20 | U | 10 | U | 10 | U | 10 | U | 10 | U | 10 | U |
| CARBON DISULFIDE | 5.0 | U | 5.0 | U | 10 | U | 5.0 | U | 5.0 | U | 5.0 | U | 5.0 | U | 5.0 | U |
| CARBON TETRACHLORIDE | 5.0 | U | 5.0 | U | 10 | U | 5.0 | U | 5.0 | U | 5.0 | U | 5.0 | U | 5.0 | U |
| CHLOROBENZENE | 5.0 | U | 5.0 | U | 10 | U | 5.0 | U | 5.0 | U | 5.0 | U | 5.0 | U | 5.0 | U |
| CHLOROETHANE | 10 | U | 10 | U | 20 | U | 10 | U | 10 | U | 10 | U | 10 | U | 10 | U |
| CHLOROFORM | 5.0 | U | 5.0 | U | 10 | U | 5.0 | U | 5.0 | U | 5.0 | U | 5.0 | U | 5.0 | U |
| CHLOROMETHANE | 10 | U | 10 | U | 20 | U | 10 | U | 10 | U | 10 | U | 10 | U | 10 | U |

U = Not Detected, J = Estimated

# TABLE 28 (Continued)
## SUMMARY OF ANALYTICAL TESTING RESULTS AT MOOG, INC.

Third Quarter 2018 (Concentrations in ug/l)

| COMPOUND | MW-1B | | MW-2A | | MW-2B | | MW-3 | | MW-4 | | MW-5 | | MW-6 | | MW-7 | |
|---|---|---|---|---|---|---|---|---|---|---|---|---|---|---|---|---|
| CYCLOHEXANE | 5.0 | U | 5.0 | U | 10 | U | 5.0 | U | 5.0 | U | 5.0 | U | 5.0 | U | 5.0 | U |
| DIBROMOCHLOROMETHANE | 5.0 | U | 5.0 | U | 10 | U | 5.0 | U | 5.0 | U | 5.0 | U | 5.0 | U | 5.0 | U |
| DICHLORODIFLUOROMETHANE (CFC 12) | 10 | U | 10 | U | 20 | U | 10 | U | 10 | U | 10 | U | 10 | U | 10 | U |
| DICHLOROMETHANE | 5.0 | U | 5.0 | U | 10 | U | 5.0 | U | 5.0 | U | 5.0 | U | 5.0 | U | 5.0 | U |
| ETHYLBENZENE | 5.0 | U | 5.0 | U | 10 | U | 5.0 | U | 5.0 | U | 5.0 | U | 5.0 | U | 5.0 | U |
| ISOPROPYLBENZENE (CUMENE) | 5.0 | U | 5.0 | U | 10 | U | 5.0 | U | 5.0 | U | 5.0 | U | 5.0 | U | 5.0 | U |
| METHYL ACETATE | 5.0 | U | 5.0 | U | 10 | U | 5.0 | U | 5.0 | U | 5.0 | U | 5.0 | U | 5.0 | U |
| METHYL TERT-BUTYL ETHER | 5.0 | U | 5.0 | U | 10 | U | 5.0 | U | 5.0 | U | 5.0 | U | 5.0 | U | 5.0 | U |
| METHYLCYCLOHEXANE | 5.0 | U | 5.0 | U | 10 | U | 5.0 | U | 5.0 | U | 5.0 | U | 5.0 | U | 5.0 | U |
| STYRENE | 5.0 | U | 5.0 | U | 10 | U | 5.0 | U | 5.0 | U | 5.0 | U | 5.0 | U | 5.0 | U |
| TETRACHLOROETHENE (PCE) | 5.0 | U | 5.0 | U | 10 | U | 5.0 | U | 5.0 | U | 5.0 | U | 5.0 | U | 5.0 | U |
| TOLUENE | 5.0 | U | 5.0 | U | 10 | U | 5.0 | U | 5.0 | U | 5.0 | U | 5.0 | U | 5.0 | U |
| TRICHLOROETHENE (TCE) | 5.0 | U | 5.0 | U | 10 | U | 5.0 | U | 5.0 | U | 5.0 | U | 5.0 | U | 5.0 | U |
| TRICHLOROFLUOROMETHANE (CFC 11) | 5.0 | U | 5.0 | U | 10 | U | 5.0 | U | 5.0 | U | 5.0 | U | 5.0 | U | 5.0 | U |
| VINYL CHLORIDE | 10 | U | 10 | U | 110 | | 10 | U | 10 | U | 10 | U | 10 | U | 10 | U |
| CIS-1,2-DICHLOROETHENE | 5.0 | U | 5.0 | U | 59 | | 5.0 | U | 5.0 | U | 5.0 | U | 5.0 | U | 5.0 | U |
| CIS-1,3-DICHLOROPROPENE | 5.0 | U | 5.0 | U | 10 | U | 5.0 | U | 5.0 | U | 5.0 | U | 5.0 | U | 5.0 | U |
| M,P-XYLENES | 5.0 | U | 5.0 | U | 10 | U | 5.0 | U | 5.0 | U | 5.0 | U | 5.0 | U | 5.0 | U |
| O-XYLENE | 5.0 | U | 5.0 | U | 10 | U | 5.0 | U | 5.0 | U | 5.0 | U | 5.0 | U | 5.0 | U |
| TRANS-1,2-DICHLOROETHENE | 5.0 | U | 5.0 | U | 38 | | 5.0 | U | 5.0 | U | 5.0 | U | 5.0 | U | 5.0 | U |
| TRANS-1,3-DICHLOROPROPENE | 5.0 | U | 5.0 | U | 10 | U | 5.0 | U | 5.0 | U | 5.0 | U | 5.0 | U | 5.0 | U |

U = Not Detected, J= Estimated, B=Found in Method Blank

# TABLE 29

## SUMMARY OF ANALYTICAL TESTING RESULTS AT MOOG, INC.

Fourth Quarter 2018 (Concentrations in ug/l)

| COMPOUND | MW-1B | | MW-2A | | MW-2B | | MW-3 | | MW-4 | | MW-5 | | MW-6 | | MW-7 | |
|---|---|---|---|---|---|---|---|---|---|---|---|---|---|---|---|---|
| 1,1,1-TRICHLOROETHANE (TCA) | 5.0 | U | 5.0 | U | 10 | U | 5.0 | U | 5.0 | U | 5.0 | U | 5.0 | U | 5.0 | U |
| 1,1,2,2-TETRACHLOROETHANE | 5.0 | U | 5.0 | U | 10 | U | 5.0 | U | 5.0 | U | 5.0 | U | 5.0 | U | 5.0 | U |
| 1,1,2-TRICHLOROETHANE | 5.0 | U | 5.0 | U | 10 | U | 5.0 | U | 5.0 | U | 5.0 | U | 5.0 | U | 5.0 | U |
| 1,1,2-TRICHLOROTRIFLUOROETHANE (CFC 113) | 5.0 | U | 5.0 | U | 10 | U | 5.0 | U | 5.0 | U | 5.0 | U | 5.0 | U | 5.0 | U |
| 1,1-DICHLOROETHANE (1,1-DCA) | 5.0 | U | 5.0 | U | 22 | | 5.0 | U | 5.0 | U | 5.0 | U | 5.0 | U | 5.0 | U |
| 1,1-DICHLOROETHENE (1,1-DCE) | 5.0 | U | 5.0 | U | 10 | U | 5.0 | U | 5.0 | U | 5.0 | U | 5.0 | U | 5.0 | U |
| 1,2,4-TRICHLOROBENZENE | 5.0 | U | 5.0 | U | 10 | U | 5.0 | U | 5.0 | U | 5.0 | U | 5.0 | U | 5.0 | U |
| 1,2-DIBROMO-3-CHLOROPROPANE (DBCP) | 10 | U | 10 | U | 20 | U | 10 | U | 10 | U | 10 | U | 10 | U | 10 | U |
| 1,2-DIBROMOETHANE | 5.0 | U | 5.0 | U | 10 | U | 5.0 | U | 5.0 | U | 5.0 | U | 5.0 | U | 5.0 | U |
| 1,2-DICHLOROBENZENE | 5.0 | U | 5.0 | U | 10 | U | 5.0 | U | 5.0 | U | 5.0 | U | 5.0 | U | 5.0 | U |
| 1,2-DICHLOROETHANE | 5.0 | U | 5.0 | U | 10 | U | 5.0 | U | 5.0 | U | 5.0 | U | 5.0 | U | 5.0 | U |
| 1,2-DICHLOROPROPANE | 5.0 | U | 5.0 | U | 10 | U | 5.0 | U | 5.0 | U | 5.0 | U | 5.0 | U | 5.0 | U |
| 1,3-DICHLOROBENZENE | 5.0 | U | 5.0 | U | 10 | U | 5.0 | U | 5.0 | U | 5.0 | U | 5.0 | U | 5.0 | U |
| 1,4-DICHLOROBENZENE | 5.0 | U | 5.0 | U | 10 | U | 5.0 | U | 5.0 | U | 5.0 | U | 5.0 | U | 5.0 | U |
| 2-BUTANONE (MEK) | 10 | U | 10 | U | 20 | U | 10 | U | 10 | U | 10 | U | 10 | U | 10 | U |
| 2-HEXANONE | 10 | U | 10 | U | 20 | U | 10 | U | 10 | U | 10 | U | 10 | U | 10 | U |
| 4-METHYL-2-PENTANONE | 10 | U | 10 | U | 20 | U | 10 | U | 10 | U | 10 | U | 10 | U | 10 | U |
| ACETONE | 5.0 | U | 5.0 | U | 10 | U | 5.0 | U | 5.0 | U | 5.0 | U | 5.0 | U | 5.0 | U |
| BENZENE | 5.0 | U | 5.0 | U | 10 | U | 5.0 | U | 5.0 | U | 5.0 | U | 5.0 | U | 5.0 | U |
| BROMODICHLOROMETHANE | 5.0 | U | 5.0 | U | 10 | U | 5.0 | U | 5.0 | U | 5.0 | U | 5.0 | U | 5.0 | U |
| BROMOFORM | 5.0 | U | 5.0 | U | 10 | U | 5.0 | U | 5.0 | U | 5.0 | U | 5.0 | U | 5.0 | U |
| BROMOMETHANE | 10 | U | 10 | U | 20 | U | 10 | U | 10 | U | 10 | U | 10 | U | 10 | U |
| CARBON DISULFIDE | 5.0 | U | 5.0 | U | 10 | U | 5.0 | U | 5.0 | U | 5.0 | U | 5.0 | U | 5.0 | U |
| CARBON TETRACHLORIDE | 5.0 | U | 5.0 | U | 10 | U | 5.0 | U | 5.0 | U | 5.0 | U | 5.0 | U | 5.0 | U |
| CHLOROBENZENE | 5.0 | U | 5.0 | U | 10 | U | 5.0 | U | 5.0 | U | 5.0 | U | 5.0 | U | 5.0 | U |
| CHLOROETHANE | 10 | U | 10 | U | 20 | U | 10 | U | 10 | U | 10 | U | 10 | U | 10 | U |
| CHLOROFORM | 5.0 | U | 5.0 | U | 10 | U | 5.0 | U | 5.0 | U | 5.0 | U | 5.0 | U | 5.0 | U |
| CHLOROMETHANE | 10 | U | 10 | U | 20 | U | 10 | U | 10 | U | 10 | U | 10 | U | 10 | U |

U = Not Detected, J = Estimated

# TABLE 29 (Continued)
## SUMMARY OF ANALYTICAL TESTING RESULTS AT MOOG, INC.

Fourth Quarter 2018 (Concentrations in ug/l)

| COMPOUND | MW-1B | | MW-2A | | MW-2B | | MW-3 | | MW-4 | | MW-5 | | MW-6 | | MW-7 | |
|---|---|---|---|---|---|---|---|---|---|---|---|---|---|---|---|---|
| CYCLOHEXANE | 5.0 | U | 5.0 | U | 10 | U | 5.0 | U | 5.0 | U | 5.0 | U | 5.0 | U | 5.0 | U |
| DIBROMOCHLOROMETHANE | 5.0 | U | 5.0 | U | 10 | U | 5.0 | U | 5.0 | U | 5.0 | U | 5.0 | U | 5.0 | U |
| DICHLORODIFLUOROMETHANE (CFC 12) | 10 | U | 10 | U | 20 | U | 10 | U | 10 | U | 10 | U | 10 | U | 10 | U |
| DICHLOROMETHANE | 5.0 | U | 5.0 | U | 10 | U | 5.0 | U | 5.0 | U | 5.0 | U | 5.0 | U | 5.0 | U |
| ETHYLBENZENE | 5.0 | U | 5.0 | U | 10 | U | 5.0 | U | 5.0 | U | 5.0 | U | 5.0 | U | 5.0 | U |
| ISOPROPYLBENZENE (CUMENE) | 5.0 | U | 5.0 | U | 10 | U | 5.0 | U | 5.0 | U | 5.0 | U | 5.0 | U | 5.0 | U |
| METHYL ACETATE | 5.0 | U | 5.0 | U | 10 | U | 5.0 | U | 5.0 | U | 5.0 | U | 5.0 | U | 5.0 | U |
| METHYL TERT-BUTYL ETHER | 5.0 | U | 5.0 | U | 10 | U | 5.0 | U | 5.0 | U | 5.0 | U | 5.0 | U | 5.0 | U |
| METHYLCYCLOHEXANE | 5.0 | U | 5.0 | U | 10 | U | 5.0 | U | 5.0 | U | 5.0 | U | 5.0 | U | 5.0 | U |
| STYRENE | 5.0 | U | 5.0 | U | 10 | U | 5.0 | U | 5.0 | U | 5.0 | U | 5.0 | U | 5.0 | U |
| TETRACHLOROETHENE (PCE) | 5.0 | U | 5.0 | U | 10 | U | 5.0 | U | 5.0 | U | 5.0 | U | 5.0 | U | 5.0 | U |
| TOLUENE | 5.0 | U | 5.0 | U | 10 | U | 5.0 | U | 5.0 | U | 5.0 | U | 5.0 | U | 5.0 | U |
| TRICHLOROETHENE (TCE) | 5.0 | U | 5.0 | U | [illegible] | U | 5.0 | U | 5.0 | U | 5.0 | U | 5.0 | U | 5.0 | U |
| TRICHLOROFLUOROMETHANE (CFC 11) | 5.0 | U | 5.0 | U | 10 | U | 5.0 | U | 5.0 | U | 5.0 | U | 5.0 | U | 5.0 | U |
| VINYL CHLORIDE | 10 | U | 10 | U | 12 | | 10 | U | 10 | U | 10 | U | 10 | U | 10 | U |
| CIS-1,2-DICHLOROETHENE | 5.0 | U | 5.0 | U | 10 | | 5.0 | U | 5.0 | U | 5.0 | U | 5.0 | U | 5.0 | U |
| CIS-1,3-DICHLOROPROPENE | 5.0 | U | 5.0 | U | 10 | U | 5.0 | U | 5.0 | U | 5.0 | U | 5.0 | U | 5.0 | U |
| M,P-XYLENES | 5.0 | U | 5.0 | U | 10 | U | 5.0 | U | 5.0 | U | 5.0 | U | 5.0 | U | 5.0 | U |
| O-XYLENE | 5.0 | U | 5.0 | U | 10 | U | 5.0 | U | 5.0 | U | 5.0 | U | 5.0 | U | 5.0 | U |
| TRANS-1,2-DICHLOROETHENE | 5.0 | U | 5.0 | U | 8.5 | | 5.0 | U | 5.0 | U | 5.0 | U | 5.0 | U | 5.0 | U |
| TRANS-1,3-DICHLOROPROPENE | 5.0 | U | 5.0 | U | 10 | U | 5.0 | U | 5.0 | U | 5.0 | U | 5.0 | U | 5.0 | U |

U = Not Detected, J= Estimated, B=Found in Method Blank

# TABLE 30

## SUMMARY OF ANALYTICAL TESTING RESULTS AT MOOG, INC.

First Quarter 2019 (Concentrations in ug/l)

| COMPOUND | MW-1B | | MW-2A | | MW-2B | | MW-3 | | MW-4 | | MW-5 | | MW-6 | | MW-7 | |
|---|---|---|---|---|---|---|---|---|---|---|---|---|---|---|---|---|
| 1,1,1-TRICHLOROETHANE (TCA) | 5.0 | U | 5.0 | U | 10 | U | 5.0 | U | 5.0 | U | 5.0 | U | 5.0 | U | 5.0 | U |
| 1,1,2,2-TETRACHLOROETHANE | 5.0 | U | 5.0 | U | 10 | U | 5.0 | U | 5.0 | U | 5.0 | U | 5.0 | U | 5.0 | U |
| 1,1,2-TRICHLOROETHANE | 5.0 | U | 5.0 | U | 10 | U | 5.0 | U | 5.0 | U | 5.0 | U | 5.0 | U | 5.0 | U |
| 1,1,2-TRICHLOROTRIFLUOROETHANE (CFC 113) | 5.0 | U | 5.0 | U | 10 | U | 5.0 | U | 5.0 | U | 5.0 | U | 5.0 | U | 5.0 | U |
| 1,1-DICHLOROETHANE (1,1-DCA) | 5.0 | U | 5.0 | U | 93 | | 5.0 | U | 5.0 | U | 5.0 | U | 5.0 | U | 5.0 | U |
| 1,1-DICHLOROETHENE (1,1-DCE) | 5.0 | U | 5.0 | U | 10 | U | 5.0 | U | 5.0 | U | 5.0 | U | 5.0 | U | 5.0 | U |
| 1,2,4-TRICHLOROBENZENE | 5.0 | U | 5.0 | U | 10 | U | 5.0 | U | 5.0 | U | 5.0 | U | 5.0 | U | 5.0 | U |
| 1,2-DIBROMO-3-CHLOROPROPANE (DBCP) | 10 | U | 10 | U | 20 | U | 10 | U | 10 | U | 10 | U | 10 | U | 10 | U |
| 1,2-DIBROMOETHANE | 5.0 | U | 5.0 | U | 10 | U | 5.0 | U | 5.0 | U | 5.0 | U | 5.0 | U | 5.0 | U |
| 1,2-DICHLOROBENZENE | 5.0 | U | 5.0 | U | 10 | U | 5.0 | U | 5.0 | U | 5.0 | U | 5.0 | U | 5.0 | U |
| 1,2-DICHLOROETHANE | 5.0 | U | 5.0 | U | 10 | U | 5.0 | U | 5.0 | U | 5.0 | U | 5.0 | U | 5.0 | U |
| 1,2-DICHLOROPROPANE | 5.0 | U | 5.0 | U | 10 | U | 5.0 | U | 5.0 | U | 5.0 | U | 5.0 | U | 5.0 | U |
| 1,3-DICHLOROBENZENE | 5.0 | U | 5.0 | U | 10 | U | 5.0 | U | 5.0 | U | 5.0 | U | 5.0 | U | 5.0 | U |
| 1,4-DICHLOROBENZENE | 5.0 | U | 5.0 | U | 10 | U | 5.0 | U | 5.0 | U | 5.0 | U | 5.0 | U | 5.0 | U |
| 2-BUTANONE (MEK) | 10 | U | 10 | U | 20 | U | 10 | U | 10 | U | 10 | U | 10 | U | 10 | U |
| 2-HEXANONE | 10 | U | 10 | U | 20 | U | 10 | U | 10 | U | 10 | U | 10 | U | 10 | U |
| 4-METHYL-2-PENTANONE | 10 | U | 10 | U | 20 | U | 10 | U | 10 | U | 10 | U | 10 | U | 10 | U |
| ACETONE | 5.0 | U | 5.0 | U | 10 | U | 5.0 | U | 5.0 | U | 5.0 | U | 5.0 | U | 5.0 | U |
| BENZENE | 5.0 | U | 5.0 | U | 10 | U | 5.0 | U | 5.0 | U | 5.0 | U | 5.0 | U | 5.0 | U |
| BROMODICHLOROMETHANE | 5.0 | U | 5.0 | U | 10 | U | 5.0 | U | 5.0 | U | 5.0 | U | 5.0 | U | 5.0 | U |
| BROMOFORM | 5.0 | U | 5.0 | U | 10 | U | 5.0 | U | 5.0 | U | 5.0 | U | 5.0 | U | 5.0 | U |
| BROMOMETHANE | 10 | U | 10 | U | 20 | U | 10 | U | 10 | U | 10 | U | 10 | U | 10 | U |
| CARBON DISULFIDE | 5.0 | U | 5.0 | U | 10 | U | 5.0 | U | 5.0 | U | 5.0 | U | 5.0 | U | 5.0 | U |
| CARBON TETRACHLORIDE | 5.0 | U | 5.0 | U | 10 | U | 5.0 | U | 5.0 | U | 5.0 | U | 5.0 | U | 5.0 | U |
| CHLOROBENZENE | 5.0 | U | 5.0 | U | 10 | U | 5.0 | U | 5.0 | U | 5.0 | U | 5.0 | U | 5.0 | U |
| CHLOROETHANE | 10 | U | 10 | U | 20 | U | 10 | U | 10 | U | 10 | U | 10 | U | 10 | U |
| CHLOROFORM | 5.0 | U | 5.0 | U | 10 | U | 5.0 | U | 5.0 | U | 5.0 | U | 5.0 | U | 5.0 | U |
| CHLOROMETHANE | 10 | U | 10 | U | 20 | U | 10 | U | 10 | U | 10 | U | 10 | U | 10 | U |

U = Not Detected, J = Estimated

# TABLE 30 (Continued)
## SUMMARY OF ANALYTICAL TESTING RESULTS AT MOOG, INC.

First Quarter 2019 (Concentrations in ug/l)

| COMPOUND | MW-1B | | MW-2A | | MW-2B | | MW-3 | | MW-4 | | MW-5 | | MW-6 | | MW-7 | |
|---|---|---|---|---|---|---|---|---|---|---|---|---|---|---|---|---|
| CYCLOHEXANE | 5.0 | U | 5.0 | U | 10 | U | 5.0 | U | 5.0 | U | 5.0 | U | 5.0 | U | 5.0 | U |
| DIBROMOCHLOROMETHANE | 5.0 | U | 5.0 | U | 10 | U | 5.0 | U | 5.0 | U | 5.0 | U | 5.0 | U | 5.0 | U |
| DICHLORODIFLUOROMETHANE (CFC 12) | 10 | U | 10 | U | 20 | U | 10 | U | 10 | U | 10 | U | 10 | U | 10 | U |
| DICHLOROMETHANE | 5.0 | U | 5.0 | U | 10 | U | 5.0 | U | 5.0 | U | 5.0 | U | 5.0 | U | 5.0 | U |
| ETHYLBENZENE | 5.0 | U | 5.0 | U | 10 | U | 5.0 | U | 5.0 | U | 5.0 | U | 5.0 | U | 5.0 | U |
| ISOPROPYLBENZENE (CUMENE) | 5.0 | U | 5.0 | U | 10 | U | 5.0 | U | 5.0 | U | 5.0 | U | 5.0 | U | 5.0 | U |
| METHYL ACETATE | 5.0 | U | 5.0 | U | 10 | U | 5.0 | U | 5.0 | U | 5.0 | U | 5.0 | U | 5.0 | U |
| METHYL TERT-BUTYL ETHER | 5.0 | U | 5.0 | U | 10 | U | 5.0 | U | 5.0 | U | 5.0 | U | 5.0 | U | 5.0 | U |
| METHYLCYCLOHEXANE | 5.0 | U | 5.0 | U | 10 | U | 5.0 | U | 5.0 | U | 5.0 | U | 5.0 | U | 5.0 | U |
| STYRENE | 5.0 | U | 5.0 | U | 10 | U | 5.0 | U | 5.0 | U | 5.0 | U | 5.0 | U | 5.0 | U |
| TETRACHLOROETHENE (PCE) | 5.0 | U | 5.0 | U | 10 | U | 5.0 | U | 5.0 | U | 5.0 | U | 5.0 | U | 5.0 | U |
| TOLUENE | 5.0 | U | 5.0 | U | 10 | U | 5.0 | U | 5.0 | U | 5.0 | U | 5.0 | U | 5.0 | U |
| TRICHLOROETHENE (TCE) | 5.0 | U | 5.0 | U | 12 | | 5.0 | U | 5.0 | U | 5.0 | U | 5.0 | U | 5.0 | U |
| TRICHLOROFLUOROMETHANE (CFC 11) | 5.0 | U | 5.0 | U | 10 | U | 5.0 | U | 5.0 | U | 5.0 | U | 5.0 | U | 5.0 | U |
| VINYL CHLORIDE | 10 | U | 10 | U | 55 | | 10 | U | 10 | U | 10 | U | 10 | U | 10 | U |
| CIS-1,2-DICHLOROETHENE | 5.0 | U | 5.0 | U | 42 | | 5.0 | U | 5.0 | U | 5.0 | U | 5.0 | U | 5.0 | U |
| CIS-1,3-DICHLOROPROPENE | 5.0 | U | 5.0 | U | 10 | U | 5.0 | U | 5.0 | U | 5.0 | U | 5.0 | U | 5.0 | U |
| M,P-XYLENES | 5.0 | U | 5.0 | U | 10 | U | 5.0 | U | 5.0 | U | 5.0 | U | 5.0 | U | 5.0 | U |
| O-XYLENE | 5.0 | U | 5.0 | U | 10 | U | 5.0 | U | 5.0 | U | 5.0 | U | 5.0 | U | 5.0 | U |
| TRANS-1,2-DICHLOROETHENE | 5.0 | U | 5.0 | U | [illegible] | U | 5.0 | U | 5.0 | U | 5.0 | U | 5.0 | U | 5.0 | U |
| TRANS-1,3-DICHLOROPROPENE | 5.0 | U | 5.0 | U | 10 | U | 5.0 | U | 5.0 | U | 5.0 | U | 5.0 | U | 5.0 | U |

U = Not Detected, J= Estimated, B=Found in Method Blank

# TABLE 31
## SUMMARY OF ANALYTICAL TESTING RESULTS AT MOOG, INC.
Second Quarter 2019 (Concentrations in ug/l)

| COMPOUND | MW-1B | | MW-2A | | MW-2B | | MW-3 | | MW-4 | | MW-5 | | MW-6 | | MW-7 | |
|---|---|---|---|---|---|---|---|---|---|---|---|---|---|---|---|---|
| 1,1,1-TRICHLOROETHANE (TCA) | 5.0 | U | 5.0 | U | 10 | U | 5.0 | U | 5.0 | U | 5.0 | U | 5.0 | U | 5.0 | U |
| 1,1,2,2-TETRACHLOROETHANE | 5.0 | U | 5.0 | U | 10 | U | 5.0 | U | 5.0 | U | 5.0 | U | 5.0 | U | 5.0 | U |
| 1,1,2-TRICHLOROETHANE | 5.0 | U | 5.0 | U | 10 | U | 5.0 | U | 5.0 | U | 5.0 | U | 5.0 | U | 5.0 | U |
| 1,1,2-TRICHLOROTRIFLUOROETHANE (CFC 113) | 5.0 | U | 5.0 | U | 17 | | 5.0 | U | 5.0 | U | 5.0 | U | 5.0 | U | 5.0 | U |
| 1,1-DICHLOROETHANE (1,1-DCA) | 5.0 | U | 5.0 | U | 140 | | 5.0 | U | 5.0 | U | 5.0 | U | 5.0 | U | 5.0 | U |
| 1,1-DICHLOROETHENE (1,1-DCE) | 5.0 | U | 5.0 | U | 10 | U | 5.0 | U | 5.0 | U | 5.0 | U | 5.0 | U | 5.0 | U |
| 1,2,4-TRICHLOROBENZENE | 5.0 | U | 5.0 | U | 10 | U | 5.0 | U | 5.0 | U | 5.0 | U | 5.0 | U | 5.0 | U |
| 1,2-DIBROMO-3-CHLOROPROPANE (DBCP) | 10 | U | 10 | U | 20 | U | 10 | U | 10 | U | 10 | U | 10 | U | 10 | U |
| 1,2-DIBROMOETHANE | 5.0 | U | 5.0 | U | 10 | U | 5.0 | U | 5.0 | U | 5.0 | U | 5.0 | U | 5.0 | U |
| 1,2-DICHLOROBENZENE | 5.0 | U | 5.0 | U | 10 | U | 5.0 | U | 5.0 | U | 5.0 | U | 5.0 | U | 5.0 | U |
| 1,2-DICHLOROETHANE | 5.0 | U | 5.0 | U | 10 | U | 5.0 | U | 5.0 | U | 5.0 | U | 5.0 | U | 5.0 | U |
| 1,2-DICHLOROPROPANE | 5.0 | U | 5.0 | U | 10 | U | 5.0 | U | 5.0 | U | 5.0 | U | 5.0 | U | 5.0 | U |
| 1,3-DICHLOROBENZENE | 5.0 | U | 5.0 | U | 10 | U | 5.0 | U | 5.0 | U | 5.0 | U | 5.0 | U | 5.0 | U |
| 1,4-DICHLOROBENZENE | 5.0 | U | 5.0 | U | 10 | U | 5.0 | U | 5.0 | U | 5.0 | U | 5.0 | U | 5.0 | U |
| 2-BUTANONE (MEK) | 10 | U | 10 | U | 20 | U | 10 | U | 10 | U | 10 | U | 10 | U | 10 | U |
| 2-HEXANONE | 10 | U | 10 | U | 20 | U | 10 | U | 10 | U | 10 | U | 10 | U | 10 | U |
| 4-METHYL-2-PENTANONE | 10 | U | 10 | U | 20 | U | 10 | U | 10 | U | 10 | U | 10 | U | 10 | U |
| ACETONE | 5.0 | U | 5.0 | U | 10 | U | 5.0 | U | 5.0 | U | 5.0 | U | 5.0 | U | 5.0 | U |
| BENZENE | 5.0 | U | 5.0 | U | 10 | U | 5.0 | U | 5.0 | U | 5.0 | U | 5.0 | U | 5.0 | U |
| BROMODICHLOROMETHANE | 5.0 | U | 5.0 | U | 10 | U | 5.0 | U | 5.0 | U | 5.0 | U | 5.0 | U | 5.0 | U |
| BROMOFORM | 5.0 | U | 5.0 | U | 10 | U | 5.0 | U | 5.0 | U | 5.0 | U | 5.0 | U | 5.0 | U |
| BROMOMETHANE | 10 | U | 10 | U | 20 | U | 10 | U | 10 | U | 10 | U | 10 | U | 10 | U |
| CARBON DISULFIDE | 5.0 | U | 5.0 | U | 10 | U | 5.0 | U | 5.0 | U | 5.0 | U | 5.0 | U | 5.0 | U |
| CARBON TETRACHLORIDE | 5.0 | U | 5.0 | U | 10 | U | 5.0 | U | 5.0 | U | 5.0 | U | 5.0 | U | 5.0 | U |
| CHLOROBENZENE | 5.0 | U | 5.0 | U | 10 | U | 5.0 | U | 5.0 | U | 5.0 | U | 5.0 | U | 5.0 | U |
| CHLOROETHANE | 10 | U | 10 | U | 20 | U | 10 | U | 10 | U | 10 | U | 10 | U | 10 | U |
| CHLOROFORM | 5.0 | U | 5.0 | U | 10 | U | 5.0 | U | 5.0 | U | 5.0 | U | 5.0 | U | 5.0 | U |
| CHLOROMETHANE | 10 | U | 10 | U | 20 | U | 10 | U | 10 | U | 10 | U | 10 | U | 10 | U |

U = Not Detected, J = Estimated

# TABLE 31 (Continued)
## SUMMARY OF ANALYTICAL TESTING RESULTS AT MOOG, INC.

Second Quarter 2019 (Concentrations in ug/l)

| COMPOUND | MW-1B | | MW-2A | | MW-2B | | MW-3 | | MW-4 | | MW-5 | | MW-6 | | MW-7 | |
|---|---|---|---|---|---|---|---|---|---|---|---|---|---|---|---|---|
| CYCLOHEXANE | 5.0 | U | 5.0 | U | 10 | U | 5.0 | U | 5.0 | U | 5.0 | U | 5.0 | U | 5.0 | U |
| DIBROMOCHLOROMETHANE | 5.0 | U | 5.0 | U | 10 | U | 5.0 | U | 5.0 | U | 5.0 | U | 5.0 | U | 5.0 | U |
| DICHLORODIFLUOROMETHANE (CFC 12) | 10 | U | 10 | U | 20 | U | 10 | U | 10 | U | 10 | U | 10 | U | 10 | U |
| DICHLOROMETHANE | 5.0 | U | 5.0 | U | 10 | U | 5.0 | U | 5.0 | U | 5.0 | U | 5.0 | U | 5.0 | U |
| ETHYLBENZENE | 5.0 | U | 5.0 | U | 10 | U | 5.0 | U | 5.0 | U | 5.0 | U | 5.0 | U | 5.0 | U |
| ISOPROPYLBENZENE (CUMENE) | 5.0 | U | 5.0 | U | 10 | U | 5.0 | U | 5.0 | U | 5.0 | U | 5.0 | U | 5.0 | U |
| METHYL ACETATE | 5.0 | U | 5.0 | U | 10 | U | 5.0 | U | 5.0 | U | 5.0 | U | 5.0 | U | 5.0 | U |
| METHYL TERT-BUTYL ETHER | 5.0 | U | 5.0 | U | 10 | U | 5.0 | U | 5.0 | U | 5.0 | U | 5.0 | U | 5.0 | U |
| METHYLCYCLOHEXANE | 5.0 | U | 5.0 | U | 10 | U | 5.0 | U | 5.0 | U | 5.0 | U | 5.0 | U | 5.0 | U |
| STYRENE | 5.0 | U | 5.0 | U | 10 | U | 5.0 | U | 5.0 | U | 5.0 | U | 5.0 | U | 5.0 | U |
| TETRACHLOROETHENE (PCE) | 5.0 | U | 5.0 | U | 10 | U | 5.0 | U | 5.0 | U | 5.0 | U | 5.0 | U | 5.0 | U |
| TOLUENE | 5.0 | U | 5.0 | U | 10 | U | 5.0 | U | 5.0 | U | 5.0 | U | 5.0 | U | 5.0 | U |
| TRICHLOROETHENE (TCE) | 5.0 | U | 5.0 | U | 14 | | 5.0 | U | 5.0 | U | 5.0 | U | 5.0 | U | 5.0 | U |
| TRICHLOROFLUOROMETHANE (CFC 11) | 5.0 | U | 5.0 | U | 10 | U | 5.0 | U | 5.0 | U | 5.0 | U | 5.0 | U | 5.0 | U |
| VINYL CHLORIDE | 10 | U | 10 | U | 75 | | 10 | U | 10 | U | 10 | U | 10 | U | 10 | U |
| CIS-1,2-DICHLOROETHENE | 5.0 | U | 5.0 | U | 57 | | 5.0 | U | 5.0 | U | 5.0 | U | 5.0 | U | 5.0 | U |
| CIS-1,3-DICHLOROPROPENE | 5.0 | U | 5.0 | U | 10 | U | 5.0 | U | 5.0 | U | 5.0 | U | 5.0 | U | 5.0 | U |
| M,P-XYLENES | 5.0 | U | 5.0 | U | 10 | U | 5.0 | U | 5.0 | U | 5.0 | U | 5.0 | U | 5.0 | U |
| O-XYLENE | 5.0 | U | 5.0 | U | 10 | U | 5.0 | U | 5.0 | U | 5.0 | U | 5.0 | U | 5.0 | U |
| TRANS-1,2-DICHLOROETHENE | 5.0 | U | 5.0 | U | 10 | | 5.0 | U | 5.0 | U | 5.0 | U | 5.0 | U | 5.0 | U |
| TRANS-1,3-DICHLOROPROPENE | 5.0 | U | 5.0 | U | 10 | U | 5.0 | U | 5.0 | U | 5.0 | U | 5.0 | U | 5.0 | U |

U = Not Detected, J= Estimated, B=Found in Method Blank

# TABLE 32
## SUMMARY OF ANALYTICAL TESTING RESULTS AT MOOG, INC.
Third Quarter 2019 (Concentrations in ug/l)

| COMPOUND | MW-1B | | MW-2A | | MW-2B | | MW-3 | | MW-4 | | MW-5 | | MW-6 | | MW-7 | |
|---|---|---|---|---|---|---|---|---|---|---|---|---|---|---|---|---|
| 1,1,1-TRICHLOROETHANE (TCA) | 5.0 | U | 5.0 | U | 10 | U | 5.0 | U | 5.0 | U | 5.0 | U | 5.0 | U | 5.0 | U |
| 1,1,2,2-TETRACHLOROETHANE | 5.0 | U | 5.0 | U | 10 | U | 5.0 | U | 5.0 | U | 5.0 | U | 5.0 | U | 5.0 | U |
| 1,1,2-TRICHLOROETHANE | 5.0 | U | 5.0 | U | 10 | U | 5.0 | U | 5.0 | U | 5.0 | U | 5.0 | U | 5.0 | U |
| 1,1,2-TRICHLOROTRIFLUOROETHANE (CFC 113) | 5.0 | U | 5.0 | U | 12 | | 5.0 | U | 5.0 | U | 5.0 | U | 5.0 | U | 5.0 | U |
| 1,1-DICHLOROETHANE (1,1-DCA) | 5.0 | U | 5.0 | U | 220 | | 5.0 | U | 5.0 | U | 5.0 | U | 5.0 | U | 5.0 | U |
| 1,1-DICHLOROETHENE (1,1-DCE) | 5.0 | U | 5.0 | U | 15 | | 5.0 | U | 5.0 | U | 5.0 | U | 5.0 | U | 5.0 | U |
| 1,2,4-TRICHLOROBENZENE | 5.0 | U | 5.0 | U | 10 | U | 5.0 | U | 5.0 | U | 5.0 | U | 5.0 | U | 5.0 | U |
| 1,2-DIBROMO-3-CHLOROPROPANE (DBCP) | 10 | U | 10 | U | 20 | U | 10 | U | 10 | U | 10 | U | 10 | U | 10 | U |
| 1,2-DIBROMOETHANE | 5.0 | U | 5.0 | U | 10 | U | 5.0 | U | 5.0 | U | 5.0 | U | 5.0 | U | 5.0 | U |
| 1,2-DICHLOROBENZENE | 5.0 | U | 5.0 | U | 10 | U | 5.0 | U | 5.0 | U | 5.0 | U | 5.0 | U | 5.0 | U |
| 1,2-DICHLOROETHANE | 5.0 | U | 5.0 | U | 10 | U | 5.0 | U | 5.0 | U | 5.0 | U | 5.0 | U | 5.0 | U |
| 1,2-DICHLOROPROPANE | 5.0 | U | 5.0 | U | 10 | U | 5.0 | U | 5.0 | U | 5.0 | U | 5.0 | U | 5.0 | U |
| 1,3-DICHLOROBENZENE | 5.0 | U | 5.0 | U | 10 | U | 5.0 | U | 5.0 | U | 5.0 | U | 5.0 | U | 5.0 | U |
| 1,4-DICHLOROBENZENE | 5.0 | U | 5.0 | U | 10 | U | 5.0 | U | 5.0 | U | 5.0 | U | 5.0 | U | 5.0 | U |
| 2-BUTANONE (MEK) | 10 | U | 10 | U | 20 | U | 10 | U | 10 | U | 10 | U | 10 | U | 10 | U |
| 2-HEXANONE | 10 | U | 10 | U | 20 | U | 10 | U | 10 | U | 10 | U | 10 | U | 10 | U |
| 4-METHYL-2-PENTANONE | 10 | U | 10 | U | 20 | U | 10 | U | 10 | U | 10 | U | 10 | U | 10 | U |
| ACETONE | 5.0 | U | 5.0 | U | 10 | U | 5.0 | U | 5.0 | U | 5.0 | U | 5.0 | U | 5.0 | U |
| BENZENE | 5.0 | U | 5.0 | U | 10 | U | 5.0 | U | 5.0 | U | 5.0 | U | 5.0 | U | 5.0 | U |
| BROMODICHLOROMETHANE | 5.0 | U | 5.0 | U | 10 | U | 5.0 | U | 5.0 | U | 5.0 | U | 5.0 | U | 5.0 | U |
| BROMOFORM | 5.0 | U | 5.0 | U | 10 | U | 5.0 | U | 5.0 | U | 5.0 | U | 5.0 | U | 5.0 | U |
| BROMOMETHANE | 10 | U | 10 | U | 20 | U | 10 | U | 10 | U | 10 | U | 10 | U | 10 | U |
| CARBON DISULFIDE | 5.0 | U | 5.0 | U | 10 | U | 5.0 | U | 5.0 | U | 5.0 | U | 5.0 | U | 5.0 | U |
| CARBON TETRACHLORIDE | 5.0 | U | 5.0 | U | 10 | U | 5.0 | U | 5.0 | U | 5.0 | U | 5.0 | U | 5.0 | U |
| CHLOROBENZENE | 5.0 | U | 5.0 | U | 10 | U | 5.0 | U | 5.0 | U | 5.0 | U | 5.0 | U | 5.0 | U |
| CHLOROETHANE | 10 | U | 10 | U | 20 | U | 10 | U | 10 | U | 10 | U | 10 | U | 10 | U |
| CHLOROFORM | 5.0 | U | 5.0 | U | 10 | U | 5.0 | U | 5.0 | U | 5.0 | U | 5.0 | U | 5.0 | U |
| CHLOROMETHANE | 10 | U | 10 | U | 20 | U | 10 | U | 10 | U | 10 | U | 10 | U | 10 | U |

U = Not Detected, J = Estimated

# TABLE 32 (Continued)
## SUMMARY OF ANALYTICAL TESTING RESULTS AT MOOG, INC.

Third Quarter 2019 (Concentrations in ug/l)

| COMPOUND | MW-1B | | MW-2A | | MW-2B | | MW-3 | | MW-4 | | MW-5 | | MW-6 | | MW-7 | |
|---|---|---|---|---|---|---|---|---|---|---|---|---|---|---|---|---|
| CYCLOHEXANE | 5.0 | U | 5.0 | U | 10 | U | 5.0 | U | 5.0 | U | 5.0 | U | 5.0 | U | 5.0 | U |
| DIBROMOCHLOROMETHANE | 5.0 | U | 5.0 | U | 10 | U | 5.0 | U | 5.0 | U | 5.0 | U | 5.0 | U | 5.0 | U |
| DICHLORODIFLUOROMETHANE (CFC 12) | 10 | U | 10 | U | 20 | U | 10 | U | 10 | U | 10 | U | 10 | U | 10 | U |
| DICHLOROMETHANE | 5.0 | U | 5.0 | U | 10 | U | 5.0 | U | 5.0 | U | 5.0 | U | 5.0 | U | 5.0 | U |
| ETHYLBENZENE | 5.0 | U | 5.0 | U | 10 | U | 5.0 | U | 5.0 | U | 5.0 | U | 5.0 | U | 5.0 | U |
| ISOPROPYLBENZENE (CUMENE) | 5.0 | U | 5.0 | U | 10 | U | 5.0 | U | 5.0 | U | 5.0 | U | 5.0 | U | 5.0 | U |
| METHYL ACETATE | 5.0 | U | 5.0 | U | 10 | U | 5.0 | U | 5.0 | U | 5.0 | U | 5.0 | U | 5.0 | U |
| METHYL TERT-BUTYL ETHER | 5.0 | U | 5.0 | U | 10 | U | 5.0 | U | 5.0 | U | 5.0 | U | 5.0 | U | 5.0 | U |
| METHYLCYCLOHEXANE | 5.0 | U | 5.0 | U | 10 | U | 5.0 | U | 5.0 | U | 5.0 | U | 5.0 | U | 5.0 | U |
| STYRENE | 5.0 | U | 5.0 | U | 10 | U | 5.0 | U | 5.0 | U | 5.0 | U | 5.0 | U | 5.0 | U |
| TETRACHLOROETHENE (PCE) | 5.0 | U | 5.0 | U | 10 | U | 5.0 | U | 5.0 | U | 5.0 | U | 5.0 | U | 5.0 | U |
| TOLUENE | 5.0 | U | 5.0 | U | 10 | U | 5.0 | U | 5.0 | U | 5.0 | U | 5.0 | U | 5.0 | U |
| TRICHLOROETHENE (TCE) | 5.0 | U | 5.0 | U | 10 | U | 5.0 | U | 5.0 | U | 5.0 | U | 5.0 | U | 5.0 | U |
| TRICHLOROFLUOROMETHANE (CFC 11) | 5.0 | U | 5.0 | U | 10 | U | 5.0 | U | 5.0 | U | 5.0 | U | 5.0 | U | 5.0 | U |
| VINYL CHLORIDE | 10 | U | 10 | U | 120 | | 10 | U | 10 | U | 10 | U | 10 | U | 10 | U |
| CIS-1,2-DICHLOROETHENE | 5.0 | U | 5.0 | U | 110 | | 5.0 | U | 5.0 | U | 5.0 | U | 5.0 | U | 5.0 | U |
| CIS-1,3-DICHLOROPROPENE | 5.0 | U | 5.0 | U | 10 | U | 5.0 | U | 5.0 | U | 5.0 | U | 5.0 | U | 5.0 | U |
| M,P-XYLENES | 5.0 | U | 5.0 | U | 10 | U | 5.0 | U | 5.0 | U | 5.0 | U | 5.0 | U | 5.0 | U |
| O-XYLENE | 5.0 | U | 5.0 | U | 10 | U | 5.0 | U | 5.0 | U | 5.0 | U | 5.0 | U | 5.0 | U |
| TRANS-1,2-DICHLOROETHENE | 5.0 | U | 5.0 | U | 31 | | 5.0 | U | 5.0 | U | 5.0 | U | 5.0 | U | 5.0 | U |
| TRANS-1,3-DICHLOROPROPENE | 5.0 | U | 5.0 | U | 10 | U | 5.0 | U | 5.0 | U | 5.0 | U | 5.0 | U | 5.0 | U |

U = Not Detected, J= Estimated, B=Found in Method Blank

# TABLE 32
## SUMMARY OF ANALYTICAL TESTING RESULTS AT MOOG, INC.

Third Quarter 2019 (Concentrations in ug/l)

| COMPOUND | MW-1B | | MW-2A | | MW-2B | | MW-3 | | MW-4 | | MW-5 | | MW-6 | | MW-7 | |
|---|---|---|---|---|---|---|---|---|---|---|---|---|---|---|---|---|
| 1,1,1-TRICHLOROETHANE (TCA) | 5.0 | U | 5.0 | U | 10 | U | 5.0 | U | 5.0 | U | 5.0 | U | 5.0 | U | 5.0 | U |
| 1,1,2,2-TETRACHLOROETHANE | 5.0 | U | 5.0 | U | 10 | U | 5.0 | U | 5.0 | U | 5.0 | U | 5.0 | U | 5.0 | U |
| 1,1,2-TRICHLOROETHANE | 5.0 | U | 5.0 | U | 10 | U | 5.0 | U | 5.0 | U | 5.0 | U | 5.0 | U | 5.0 | U |
| 1,1,2-TRICHLOROTRIFLUOROETHANE (CFC 113) | 5.0 | U | 5.0 | U | 12 | | 5.0 | U | 5.0 | U | 5.0 | U | 5.0 | U | 5.0 | U |
| 1,1-DICHLOROETHANE (1,1-DCA) | 5.0 | U | 5.0 | U | 220 | | 5.0 | U | 5.0 | U | 5.0 | U | 5.0 | U | 5.0 | U |
| 1,1-DICHLOROETHENE (1,1-DCE) | 5.0 | U | 5.0 | U | 15 | | 5.0 | U | 5.0 | U | 5.0 | U | 5.0 | U | 5.0 | U |
| 1,2,4-TRICHLOROBENZENE | 5.0 | U | 5.0 | U | 10 | U | 5.0 | U | 5.0 | U | 5.0 | U | 5.0 | U | 5.0 | U |
| 1,2-DIBROMO-3-CHLOROPROPANE (DBCP) | 10 | U | 10 | U | 20 | U | 10 | U | 10 | U | 10 | U | 10 | U | 10 | U |
| 1,2-DIBROMOETHANE | 5.0 | U | 5.0 | U | 10 | U | 5.0 | U | 5.0 | U | 5.0 | U | 5.0 | U | 5.0 | U |
| 1,2-DICHLOROBENZENE | 5.0 | U | 5.0 | U | 10 | U | 5.0 | U | 5.0 | U | 5.0 | U | 5.0 | U | 5.0 | U |
| 1,2-DICHLOROETHANE | 5.0 | U | 5.0 | U | 10 | U | 5.0 | U | 5.0 | U | 5.0 | U | 5.0 | U | 5.0 | U |
| 1,2-DICHLOROPROPANE | 5.0 | U | 5.0 | U | 10 | U | 5.0 | U | 5.0 | U | 5.0 | U | 5.0 | U | 5.0 | U |
| 1,3-DICHLOROBENZENE | 5.0 | U | 5.0 | U | 10 | U | 5.0 | U | 5.0 | U | 5.0 | U | 5.0 | U | 5.0 | U |
| 1,4-DICHLOROBENZENE | 5.0 | U | 5.0 | U | 10 | U | 5.0 | U | 5.0 | U | 5.0 | U | 5.0 | U | 5.0 | U |
| 2-BUTANONE (MEK) | 10 | U | 10 | U | 20 | U | 10 | U | 10 | U | 10 | U | 10 | U | 10 | U |
| 2-HEXANONE | 10 | U | 10 | U | 20 | U | 10 | U | 10 | U | 10 | U | 10 | U | 10 | U |
| 4-METHYL-2-PENTANONE | 10 | U | 10 | U | 20 | U | 10 | U | 10 | U | 10 | U | 10 | U | 10 | U |
| ACETONE | 5.0 | U | 5.0 | U | 10 | U | 5.0 | U | 5.0 | U | 5.0 | U | 5.0 | U | 5.0 | U |
| BENZENE | 5.0 | U | 5.0 | U | 10 | U | 5.0 | U | 5.0 | U | 5.0 | U | 5.0 | U | 5.0 | U |
| BROMODICHLOROMETHANE | 5.0 | U | 5.0 | U | 10 | U | 5.0 | U | 5.0 | U | 5.0 | U | 5.0 | U | 5.0 | U |
| BROMOFORM | 5.0 | U | 5.0 | U | 10 | U | 5.0 | U | 5.0 | U | 5.0 | U | 5.0 | U | 5.0 | U |
| BROMOMETHANE | 10 | U | 10 | U | 20 | U | 10 | U | 10 | U | 10 | U | 10 | U | 10 | U |
| CARBON DISULFIDE | 5.0 | U | 5.0 | U | 10 | U | 5.0 | U | 5.0 | U | 5.0 | U | 5.0 | U | 5.0 | U |
| CARBON TETRACHLORIDE | 5.0 | U | 5.0 | U | 10 | U | 5.0 | U | 5.0 | U | 5.0 | U | 5.0 | U | 5.0 | U |
| CHLOROBENZENE | 5.0 | U | 5.0 | U | 10 | U | 5.0 | U | 5.0 | U | 5.0 | U | 5.0 | U | 5.0 | U |
| CHLOROETHANE | 10 | U | 10 | U | 20 | U | 10 | U | 10 | U | 10 | U | 10 | U | 10 | U |
| CHLOROFORM | 5.0 | U | 5.0 | U | 10 | U | 5.0 | U | 5.0 | U | 5.0 | U | 5.0 | U | 5.0 | U |
| CHLOROMETHANE | 10 | U | 10 | U | 20 | U | 10 | U | 10 | U | 10 | U | 10 | U | 10 | U |

U = Not Detected, J = Estimated

# TABLE 32 (Continued)
## SUMMARY OF ANALYTICAL TESTING RESULTS AT MOOG, INC.

Third Quarter 2019 (Concentrations in ug/l)

| COMPOUND | MW-1B | | MW-2A | | MW-2B | | MW-3 | | MW-4 | | MW-5 | | MW-6 | | MW-7 | |
|---|---|---|---|---|---|---|---|---|---|---|---|---|---|---|---|---|
| CYCLOHEXANE | 5.0 | U | 5.0 | U | 10 | U | 5.0 | U | 5.0 | U | 5.0 | U | 5.0 | U | 5.0 | U |
| DIBROMOCHLOROMETHANE | 5.0 | U | 5.0 | U | 10 | U | 5.0 | U | 5.0 | U | 5.0 | U | 5.0 | U | 5.0 | U |
| DICHLORODIFLUOROMETHANE (CFC 12) | 10 | U | 10 | U | 20 | U | 10 | U | 10 | U | 10 | U | 10 | U | 10 | U |
| DICHLOROMETHANE | 5.0 | U | 5.0 | U | 10 | U | 5.0 | U | 5.0 | U | 5.0 | U | 5.0 | U | 5.0 | U |
| ETHYLBENZENE | 5.0 | U | 5.0 | U | 10 | U | 5.0 | U | 5.0 | U | 5.0 | U | 5.0 | U | 5.0 | U |
| ISOPROPYLBENZENE (CUMENE) | 5.0 | U | 5.0 | U | 10 | U | 5.0 | U | 5.0 | U | 5.0 | U | 5.0 | U | 5.0 | U |
| METHYL ACETATE | 5.0 | U | 5.0 | U | 10 | U | 5.0 | U | 5.0 | U | 5.0 | U | 5.0 | U | 5.0 | U |
| METHYL TERT-BUTYL ETHER | 5.0 | U | 5.0 | U | 10 | U | 5.0 | U | 5.0 | U | 5.0 | U | 5.0 | U | 5.0 | U |
| METHYLCYCLOHEXANE | 5.0 | U | 5.0 | U | 10 | U | 5.0 | U | 5.0 | U | 5.0 | U | 5.0 | U | 5.0 | U |
| STYRENE | 5.0 | U | 5.0 | U | 10 | U | 5.0 | U | 5.0 | U | 5.0 | U | 5.0 | U | 5.0 | U |
| TETRACHLOROETHENE (PCE) | 5.0 | U | 5.0 | U | 10 | U | 5.0 | U | 5.0 | U | 5.0 | U | 5.0 | U | 5.0 | U |
| TOLUENE | 5.0 | U | 5.0 | U | 10 | U | 5.0 | U | 5.0 | U | 5.0 | U | 5.0 | U | 5.0 | U |
| TRICHLOROETHENE (TCE) | 5.0 | U | 5.0 | U | 10 | U | 5.0 | U | 5.0 | U | 5.0 | U | 5.0 | U | 5.0 | U |
| TRICHLOROFLUOROMETHANE (CFC 11) | 5.0 | U | 5.0 | U | 10 | U | 5.0 | U | 5.0 | U | 5.0 | U | 5.0 | U | 5.0 | U |
| VINYL CHLORIDE | 10 | U | 10 | U | 120 | | 10 | U | 10 | U | 10 | U | 10 | U | 10 | U |
| CIS-1,2-DICHLOROETHENE | 5.0 | U | 5.0 | U | 110 | | 5.0 | U | 5.0 | U | 5.0 | U | 5.0 | U | 5.0 | U |
| CIS-1,3-DICHLOROPROPENE | 5.0 | U | 5.0 | U | 10 | U | 5.0 | U | 5.0 | U | 5.0 | U | 5.0 | U | 5.0 | U |
| M,P-XYLENES | 5.0 | U | 5.0 | U | 10 | U | 5.0 | U | 5.0 | U | 5.0 | U | 5.0 | U | 5.0 | U |
| O-XYLENE | 5.0 | U | 5.0 | U | 10 | U | 5.0 | U | 5.0 | U | 5.0 | U | 5.0 | U | 5.0 | U |
| TRANS-1,2-DICHLOROETHENE | 5.0 | U | 5.0 | U | 31 | | 5.0 | U | 5.0 | U | 5.0 | U | 5.0 | U | 5.0 | U |
| TRANS-1,3-DICHLOROPROPENE | 5.0 | U | 5.0 | U | 10 | U | 5.0 | U | 5.0 | U | 5.0 | U | 5.0 | U | 5.0 | U |

U = Not Detected, J= Estimated, B=Found in Method Blank

# TABLE 33
## SUMMARY OF ANALYTICAL TESTING RESULTS AT MOOG, INC.
Fourth Quarter 2019 (Concentrations in ug/l)

| COMPOUND | MW-1B | | MW-2A | | MW-2B | | MW-3 | | MW-4 | | MW-5 | | MW-6 | | MW-7 | |
|---|---|---|---|---|---|---|---|---|---|---|---|---|---|---|---|---|
| 1,1,1-TRICHLOROETHANE (TCA) | 5.0 | U | 5.0 | U | 10 | U | 5.0 | U | 5.0 | U | 5.0 | U | 5.0 | U | 5.0 | U |
| 1,1,2,2-TETRACHLOROETHANE | 5.0 | U | 5.0 | U | 10 | U | 5.0 | U | 5.0 | U | 5.0 | U | 5.0 | U | 5.0 | U |
| 1,1,2-TRICHLOROETHANE | 5.0 | U | 5.0 | U | 10 | U | 5.0 | U | 5.0 | U | 5.0 | U | 5.0 | U | 5.0 | U |
| 1,1,2-TRICHLOROTRIFLUOROETHANE (CFC 113) | 5.0 | U | 5.0 | U | 25 | U | 5.0 | U | 5.0 | U | 5.0 | U | 5.0 | U | 5.0 | U |
| 1,1-DICHLOROETHANE (1,1-DCA) | 5.0 | U | 5.0 | U | 200 | | 5.0 | U | 5.0 | U | 5.0 | U | 5.0 | U | 5.0 | U |
| 1,1-DICHLOROETHENE (1,1-DCE) | 5.0 | U | 5.0 | U | 25 | U | 5.0 | U | 5.0 | U | 5.0 | U | 5.0 | U | 5.0 | U |
| 1,2,4-TRICHLOROBENZENE | 5.0 | U | 5.0 | U | 25 | U | 5.0 | U | 5.0 | U | 5.0 | U | 5.0 | U | 5.0 | U |
| 1,2-DIBROMO-3-CHLOROPROPANE (DBCP) | 10 | U | 10 | U | 50 | U | 10 | U | 10 | U | 10 | U | 10 | U | 10 | U |
| 1,2-DIBROMOETHANE | 5.0 | U | 5.0 | U | 25 | U | 5.0 | U | 5.0 | U | 5.0 | U | 5.0 | U | 5.0 | U |
| 1,2-DICHLOROBENZENE | 5.0 | U | 5.0 | U | 25 | U | 5.0 | U | 5.0 | U | 5.0 | U | 5.0 | U | 5.0 | U |
| 1,2-DICHLOROETHANE | 5.0 | U | 5.0 | U | 25 | U | 5.0 | U | 5.0 | U | 5.0 | U | 5.0 | U | 5.0 | U |
| 1,2-DICHLOROPROPANE | 5.0 | U | 5.0 | U | 25 | U | 5.0 | U | 5.0 | U | 5.0 | U | 5.0 | U | 5.0 | U |
| 1,3-DICHLOROBENZENE | 5.0 | U | 5.0 | U | 25 | U | 5.0 | U | 5.0 | U | 5.0 | U | 5.0 | U | 5.0 | U |
| 1,4-DICHLOROBENZENE | 5.0 | U | 5.0 | U | 25 | U | 5.0 | U | 5.0 | U | 5.0 | U | 5.0 | U | 5.0 | U |
| 2-BUTANONE (MEK) | 10 | U | 10 | U | 50 | U | 10 | U | 10 | U | 10 | U | 10 | U | 10 | U |
| 2-HEXANONE | 10 | U | 10 | U | 50 | U | 10 | U | 10 | U | 10 | U | 10 | U | 10 | U |
| 4-METHYL-2-PENTANONE | 10 | U | 10 | U | 50 | U | 10 | U | 10 | U | 10 | U | 10 | U | 10 | U |
| ACETONE | 5.0 | U | 5.0 | U | 25 | U | 5.0 | U | 5.0 | U | 5.0 | U | 5.0 | U | 5.0 | U |
| BENZENE | 5.0 | U | 5.0 | U | 25 | U | 5.0 | U | 5.0 | U | 5.0 | U | 5.0 | U | 5.0 | U |
| BROMODICHLOROMETHANE | 5.0 | U | 5.0 | U | 25 | U | 5.0 | U | 5.0 | U | 5.0 | U | 5.0 | U | 5.0 | U |
| BROMOFORM | 5.0 | U | 5.0 | U | 25 | U | 5.0 | U | 5.0 | U | 5.0 | U | 5.0 | U | 5.0 | U |
| BROMOMETHANE | 10 | U | 10 | U | 50 | U | 10 | U | 10 | U | 10 | U | 10 | U | 10 | U |
| CARBON DISULFIDE | 5.0 | U | 5.0 | U | 25 | U | 5.0 | U | 5.0 | U | 5.0 | U | 5.0 | U | 5.0 | U |
| CARBON TETRACHLORIDE | 5.0 | U | 5.0 | U | 25 | U | 5.0 | U | 5.0 | U | 5.0 | U | 5.0 | U | 5.0 | U |
| CHLOROBENZENE | 5.0 | U | 5.0 | U | 25 | U | 5.0 | U | 5.0 | U | 5.0 | U | 5.0 | U | 5.0 | U |
| CHLOROETHANE | 10 | U | 10 | U | 50 | U | 10 | U | 10 | U | 10 | U | 10 | U | 10 | U |
| CHLOROFORM | 5.0 | U | 5.0 | U | 25 | U | 5.0 | U | 5.0 | U | 5.0 | U | 5.0 | U | 5.0 | U |
| CHLOROMETHANE | 10 | U | 10 | U | 50 | U | 10 | U | 10 | U | 10 | U | 10 | U | 10 | U |

U = Not Detected, J = Estimated

# TABLE 33 (Continued)
# SUMMARY OF ANALYTICAL TESTING RESULTS AT MOOG, INC.

**Fourth Quarter 2019 (Concentrations in ug/l)**

| COMPOUND | MW-1B | | MW-2A | | MW-2B | | MW-3 | | MW-4 | | MW-5 | | MW-6 | | MW-7 | |
|---|---|---|---|---|---|---|---|---|---|---|---|---|---|---|---|---|
| CYCLOHEXANE | 5.0 | U | 5.0 | U | 25 | U | 5.0 | U | 5.0 | U | 5.0 | U | 5.0 | U | 5.0 | U |
| DIBROMOCHLOROMETHANE | 5.0 | U | 5.0 | U | 25 | U | 5.0 | U | 5.0 | U | 5.0 | U | 5.0 | U | 5.0 | U |
| DICHLORODIFLUOROMETHANE (CFC 12) | 10 | U | 10 | U | 50 | U | 10 | U | 10 | U | 10 | U | 10 | U | 10 | U |
| DICHLOROMETHANE | 5.0 | U | 5.0 | U | 25 | U | 5.0 | U | 5.0 | U | 5.0 | U | 5.0 | U | 5.0 | U |
| ETHYLBENZENE | 5.0 | U | 5.0 | U | 25 | U | 5.0 | U | 5.0 | U | 5.0 | U | 5.0 | U | 5.0 | U |
| ISOPROPYLBENZENE (CUMENE) | 5.0 | U | 5.0 | U | 25 | U | 5.0 | U | 5.0 | U | 5.0 | U | 5.0 | U | 5.0 | U |
| METHYL ACETATE | 5.0 | U | 5.0 | U | 25 | U | 5.0 | U | 5.0 | U | 5.0 | U | 5.0 | U | 5.0 | U |
| METHYL TERT-BUTYL ETHER | 5.0 | U | 5.0 | U | 25 | U | 5.0 | U | 5.0 | U | 5.0 | U | 5.0 | U | 5.0 | U |
| METHYLCYCLOHEXANE | 5.0 | U | 5.0 | U | 25 | U | 5.0 | U | 5.0 | U | 5.0 | U | 5.0 | U | 5.0 | U |
| STYRENE | 5.0 | U | 5.0 | U | 25 | U | 5.0 | U | 5.0 | U | 5.0 | U | 5.0 | U | 5.0 | U |
| TETRACHLOROETHENE (PCE) | 5.0 | U | 5.0 | U | 25 | U | 5.0 | U | 5.0 | U | 5.0 | U | 5.0 | U | 5.0 | U |
| TOLUENE | 5.0 | U | 5.0 | U | 25 | U | 5.0 | U | 5.0 | U | 5.0 | U | 5.0 | U | 5.0 | U |
| TRICHLOROETHENE (TCE) | 5.0 | U | 5.0 | U | 25 | U | 5.0 | U | 5.0 | U | 5.0 | U | 5.0 | U | 5.0 | U |
| TRICHLOROFLUOROMETHANE (CFC 11) | 5.0 | U | 5.0 | U | 25 | U | 5.0 | U | 5.0 | U | 5.0 | U | 5.0 | U | 5.0 | U |
| VINYL CHLORIDE | 10 | U | 10 | U | 120 | | 10 | U | 10 | U | 10 | U | 10 | U | 10 | U |
| CIS-1,2-DICHLOROETHENE | 5.0 | U | 5.0 | U | 120 | | 5.0 | U | 5.0 | U | 5.0 | U | 5.0 | U | 5.0 | U |
| CIS-1,3-DICHLOROPROPENE | 5.0 | U | 5.0 | U | 25 | U | 5.0 | U | 5.0 | U | 5.0 | U | 5.0 | U | 5.0 | U |
| M,P-XYLENES | 5.0 | U | 5.0 | U | 25 | U | 5.0 | U | 5.0 | U | 5.0 | U | 5.0 | U | 5.0 | U |
| O-XYLENE | 5.0 | U | 5.0 | U | 25 | U | 5.0 | U | 5.0 | U | 5.0 | U | 5.0 | U | 5.0 | U |
| TRANS-1,2-DICHLOROETHENE | 5.0 | U | 5.0 | U | 25 | U | 5.0 | U | 5.0 | U | 5.0 | U | 5.0 | U | 5.0 | U |
| TRANS-1,3-DICHLOROPROPENE | 5.0 | U | 5.0 | U | 25 | U | 5.0 | U | 5.0 | U | 5.0 | U | 5.0 | U | 5.0 | U |

U = Not Detected, J= Estimated, B=Found in Method Blank

# TABLE 34

## SUMMARY OF ANALYTICAL TESTING RESULTS AT MOOG, INC.

**First Quarter 2020 (Concentrations in ug/l)**

| COMPOUND | MW-1B | | MW-2A | | MW-2B | | MW-3 | | MW-4 | | MW-5 | | MW-6 | | MW-7 | |
|---|---|---|---|---|---|---|---|---|---|---|---|---|---|---|---|---|
| 1,1,1-TRICHLOROETHANE (TCA) | 5.0 | U | 5.0 | U | 10 | U | 5.0 | U | 5.0 | U | 5.0 | U | 5.0 | U | 5.0 | U |
| 1,1,2,2–TETRACHLOROETHANE | 5.0 | U | 5.0 | U | 10 | U | 5.0 | U | 5.0 | U | 5.0 | U | 5.0 | U | 5.0 | U |
| 1,1,2-TRICHLOROETHANE | 5.0 | U | 5.0 | U | 10 | U | 5.0 | U | 5.0 | U | 5.0 | U | 5.0 | U | 5.0 | U |
| 1,1,2-TRICHLOROTRIFLUOROETHANE (CFC 113) | 5.0 | U | 5.0 | U | 25 | U | 5.0 | U | 5.0 | U | 5.0 | U | 5.0 | U | 5.0 | U |
| 1,1-DICHLOROETHANE (1,1-DCA) | 5.0 | U | 5.0 | U | 160 | | 5.0 | U | 5.0 | U | 5.0 | U | 5.0 | U | 5.0 | U |
| 1,1-DICHLOROETHENE (1,1-DCE) | 5.0 | U | 5.0 | U | 25 | U | 5.0 | U | 5.0 | U | 5.0 | U | 5.0 | U | 5.0 | U |
| 1,2,4-TRICHLOROBENZENE | 5.0 | U | 5.0 | U | 25 | U | 5.0 | U | 5.0 | U | 5.0 | U | 5.0 | U | 5.0 | U |
| 1,2-DIBROMO-3-CHLOROPROPANE (DBCP) | 10 | U | 10 | U | 50 | U | 10 | U | 10 | U | 10 | U | 10 | U | 10 | U |
| 1,2-DIBROMOETHANE | 5.0 | U | 5.0 | U | 25 | U | 5.0 | U | 5.0 | U | 5.0 | U | 5.0 | U | 5.0 | U |
| 1,2-DICHLOROBENZENE | 5.0 | U | 5.0 | U | 25 | U | 5.0 | U | 5.0 | U | 5.0 | U | 5.0 | U | 5.0 | U |
| 1,2-DICHLOROETHANE | 5.0 | U | 5.0 | U | 25 | U | 5.0 | U | 5.0 | U | 5.0 | U | 5.0 | U | 5.0 | U |
| 1,2-DICHLOROPROPANE | 5.0 | U | 5.0 | U | 25 | U | 5.0 | U | 5.0 | U | 5.0 | U | 5.0 | U | 5.0 | U |
| 1,3-DICHLOROBENZENE | 5.0 | U | 5.0 | U | 25 | U | 5.0 | U | 5.0 | U | 5.0 | U | 5.0 | U | 5.0 | U |
| 1,4-DICHLOROBENZENE | 5.0 | U | 5.0 | U | 25 | U | 5.0 | U | 5.0 | U | 5.0 | U | 5.0 | U | 5.0 | U |
| 2-BUTANONE (MEK) | 10 | U | 10 | U | 50 | U | 10 | U | 10 | U | 10 | U | 10 | U | 10 | U |
| 2-HEXANONE | 10 | U | 10 | U | 50 | U | 10 | U | 10 | U | 10 | U | 10 | U | 10 | U |
| 4-METHYL-2-PENTANONE | 10 | U | 10 | U | 50 | U | 10 | U | 10 | U | 10 | U | 10 | U | 10 | U |
| ACETONE | 5.0 | U | 5.0 | U | 25 | U | 5.0 | U | 5.0 | U | 5.0 | U | 5.0 | U | 5.0 | U |
| BENZENE | 5.0 | U | 5.0 | U | 25 | U | 5.0 | U | 5.0 | U | 5.0 | U | 5.0 | U | 5.0 | U |
| BROMODICHLOROMETHANE | 5.0 | U | 5.0 | U | 25 | U | 5.0 | U | 5.0 | U | 5.0 | U | 5.0 | U | 5.0 | U |
| BROMOFORM | 5.0 | U | 5.0 | U | 25 | U | 5.0 | U | 5.0 | U | 5.0 | U | 5.0 | U | 5.0 | U |
| BROMOMETHANE | 10 | U | 10 | U | 50 | U | 10 | U | 10 | U | 10 | U | 10 | U | 10 | U |
| CARBON DISULFIDE | 5.0 | U | 5.0 | U | 25 | U | 5.0 | U | 5.0 | U | 5.0 | U | 5.0 | U | 5.0 | U |
| CARBON TETRACHLORIDE | 5.0 | U | 5.0 | U | 25 | U | 5.0 | U | 5.0 | U | 5.0 | U | 5.0 | U | 5.0 | U |
| CHLOROBENZENE | 5.0 | U | 5.0 | U | 25 | U | 5.0 | U | 5.0 | U | 5.0 | U | 5.0 | U | 5.0 | U |
| CHLOROETHANE | 10 | U | 10 | U | 50 | U | 10 | U | 10 | U | 10 | U | 10 | U | 10 | U |
| CHLOROFORM | 5.0 | U | 5.0 | U | 25 | U | 5.0 | U | 5.0 | U | 5.0 | U | 5.0 | U | 5.0 | U |
| CHLOROMETHANE | 10 | U | 10 | U | 50 | U | 10 | U | 10 | U | 10 | U | 10 | U | 10 | U |

U = Not Detected, J = Estimated

# TABLE 34 (Continued)
# SUMMARY OF ANALYTICAL TESTING RESULTS AT MOOG, INC.

**First 2020 Quarter 2020 (Concentrations in ug/l)**

| COMPOUND | MW-1B | | MW-2A | | MW-2B | | MW-3 | | MW-4 | | MW-5 | | MW-6 | | MW-7 | |
|---|---|---|---|---|---|---|---|---|---|---|---|---|---|---|---|---|
| CYCLOHEXANE | 5.0 | U | 5.0 | U | 25 | U | 5.0 | U | 5.0 | U | 5.0 | U | 5.0 | U | 5.0 | U |
| DIBROMOCHLOROMETHANE | 5.0 | U | 5.0 | U | 25 | U | 5.0 | U | 5.0 | U | 5.0 | U | 5.0 | U | 5.0 | U |
| DICHLORODIFLUOROMETHANE (CFC 12) | 10 | U | 10 | U | 50 | U | 10 | U | 10 | U | 10 | U | 10 | U | 10 | U |
| DICHLOROMETHANE | 5.0 | U | 5.0 | U | 25 | U | 5.0 | U | 5.0 | U | 5.0 | U | 5.0 | U | 5.0 | U |
| ETHYLBENZENE | 5.0 | U | 5.0 | U | 25 | U | 5.0 | U | 5.0 | U | 5.0 | U | 5.0 | U | 5.0 | U |
| ISOPROPYLBENZENE (CUMENE) | 5.0 | U | 5.0 | U | 25 | U | 5.0 | U | 5.0 | U | 5.0 | U | 5.0 | U | 5.0 | U |
| METHYL ACETATE | 5.0 | U | 5.0 | U | 25 | U | 5.0 | U | 5.0 | U | 5.0 | U | 5.0 | U | 5.0 | U |
| METHYL TERT-BUTYL ETHER | 5.0 | U | 5.0 | U | 25 | U | 5.0 | U | 5.0 | U | 5.0 | U | 5.0 | U | 5.0 | U |
| METHYLCYCLOHEXANE | 5.0 | U | 5.0 | U | 25 | U | 5.0 | U | 5.0 | U | 5.0 | U | 5.0 | U | 5.0 | U |
| STYRENE | 5.0 | U | 5.0 | U | 25 | U | 5.0 | U | 5.0 | U | 5.0 | U | 5.0 | U | 5.0 | U |
| TETRACHLOROETHENE (PCE) | 5.0 | U | 5.0 | U | 25 | U | 5.0 | U | 5.0 | U | 5.0 | U | 5.0 | U | 5.0 | U |
| TOLUENE | 5.0 | U | 5.0 | U | 25 | U | 5.0 | U | 5.0 | U | 5.0 | U | 5.0 | U | 5.0 | U |
| TRICHLOROETHENE (TCE) | 5.0 | U | 5.0 | U | 25 | U | 5.0 | U | 5.0 | U | 5.0 | U | 5.0 | U | 5.0 | U |
| TRICHLOROFLUOROMETHANE (CFC 11) | 5.0 | U | 5.0 | U | 25 | U | 5.0 | U | 5.0 | U | 5.0 | U | 5.0 | U | 5.0 | U |
| VINYL CHLORIDE | 10 | U | 10 | U | 50 | U | 10 | U | 10 | U | 10 | U | 10 | U | 10 | U |
| CIS-1,2-DICHLOROETHENE | 5.0 | U | 5.0 | U | 61 | | 5.0 | U | 5.0 | U | 5.0 | U | 5.0 | U | 5.0 | U |
| CIS-1,3-DICHLOROPROPENE | 5.0 | U | 5.0 | U | 25 | U | 5.0 | U | 5.0 | U | 5.0 | U | 5.0 | U | 5.0 | U |
| M,P-XYLENES | 5.0 | U | 5.0 | U | 25 | U | 5.0 | U | 5.0 | U | 5.0 | U | 5.0 | U | 5.0 | U |
| O-XYLENE | 5.0 | U | 5.0 | U | 25 | U | 5.0 | U | 5.0 | U | 5.0 | U | 5.0 | U | 5.0 | U |
| TRANS-1,2-DICHLOROETHENE | 5.0 | U | 5.0 | U | 25 | U | 5.0 | U | 5.0 | U | 5.0 | U | 5.0 | U | 5.0 | U |
| TRANS-1,3-DICHLOROPROPENE | 5.0 | U | 5.0 | U | 25 | U | 5.0 | U | 5.0 | U | 5.0 | U | 5.0 | U | 5.0 | U |

U = Not Detected, J= Estimated, B=Found in Method Blank

# TABLE 35
## SUMMARY OF ANALYTICAL TESTING RESULTS AT MOOG, INC.
Second Quarter 2020 (Concentrations in ug/l)

| COMPOUND | MW-1B | | MW-2A | | MW-2B | | MW-3 | | MW-4 | | MW-5 | | MW-6 | | MW-7 | |
|---|---|---|---|---|---|---|---|---|---|---|---|---|---|---|---|---|
| 1,1,1-TRICHLOROETHANE (TCA) | 5.0 | U | 5.0 | U | 10 | U | 5.0 | U | 5.0 | U | 5.0 | U | 5.0 | U | 5.0 | U |
| 1,1,2,2-TETRACHLOROETHANE | 5.0 | U | 5.0 | U | 10 | U | 5.0 | U | 5.0 | U | 5.0 | U | 5.0 | U | 5.0 | U |
| 1,1,2-TRICHLOROETHANE | 5.0 | U | 5.0 | U | 10 | U | 5.0 | U | 5.0 | U | 5.0 | U | 5.0 | U | 5.0 | U |
| 1,1,2-TRICHLOROTRIFLUOROETHANE (CFC 113) | 5.0 | U | 5.0 | U | 25 | U | 5.0 | U | 5.0 | U | 5.0 | U | 5.0 | U | 5.0 | U |
| 1,1-DICHLOROETHANE (1,1-DCA) | 5.0 | U | 5.0 | U | 25 | U | 5.0 | U | 5.0 | U | 5.0 | U | 5.0 | U | 5.0 | U |
| 1,1-DICHLOROETHENE (1,1-DCE) | 5.0 | U | 5.0 | U | 25 | U | 5.0 | U | 5.0 | U | 5.0 | U | 5.0 | U | 5.0 | U |
| 1,2,4-TRICHLOROBENZENE | 5.0 | U | 5.0 | U | 25 | U | 5.0 | U | 5.0 | U | 5.0 | U | 5.0 | U | 5.0 | U |
| 1,2-DIBROMO-3-CHLOROPROPANE (DBCP) | 10 | U | 10 | U | 50 | U | 10 | U | 10 | U | 10 | U | 10 | U | 10 | U |
| 1,2-DIBROMOETHANE | 5.0 | U | 5.0 | U | 25 | U | 5.0 | U | 5.0 | U | 5.0 | U | 5.0 | U | 5.0 | U |
| 1,2-DICHLOROBENZENE | 5.0 | U | 5.0 | U | 25 | U | 5.0 | U | 5.0 | U | 5.0 | U | 5.0 | U | 5.0 | U |
| 1,2-DICHLOROETHANE | 5.0 | U | 5.0 | U | 25 | U | 5.0 | U | 5.0 | U | 5.0 | U | 5.0 | U | 5.0 | U |
| 1,2-DICHLOROPROPANE | 5.0 | U | 5.0 | U | 25 | U | 5.0 | U | 5.0 | U | 5.0 | U | 5.0 | U | 5.0 | U |
| 1,3-DICHLOROBENZENE | 5.0 | U | 5.0 | U | 25 | U | 5.0 | U | 5.0 | U | 5.0 | U | 5.0 | U | 5.0 | U |
| 1,4-DICHLOROBENZENE | 5.0 | U | 5.0 | U | 25 | U | 5.0 | U | 5.0 | U | 5.0 | U | 5.0 | U | 5.0 | U |
| 2-BUTANONE (MEK) | 10 | U | 10 | U | 50 | U | 10 | U | 10 | U | 10 | U | 10 | U | 10 | U |
| 2-HEXANONE | 10 | U | 10 | U | 50 | U | 10 | U | 10 | U | 10 | U | 10 | U | 10 | U |
| 4-METHYL-2-PENTANONE | 10 | U | 10 | U | 50 | U | 10 | U | 10 | U | 10 | U | 10 | U | 10 | U |
| ACETONE | 5.0 | U | 5.0 | U | 25 | U | 5.0 | U | 5.0 | U | 5.0 | U | 5.0 | U | 5.0 | U |
| BENZENE | 5.0 | U | 5.0 | U | 25 | U | 5.0 | U | 5.0 | U | 5.0 | U | 5.0 | U | 5.0 | U |
| BROMODICHLOROMETHANE | 5.0 | U | 5.0 | U | 25 | U | 5.0 | U | 5.0 | U | 5.0 | U | 5.0 | U | 5.0 | U |
| BROMOFORM | 5.0 | U | 5.0 | U | 25 | U | 5.0 | U | 5.0 | U | 5.0 | U | 5.0 | U | 5.0 | U |
| BROMOMETHANE | 10 | U | 10 | U | 50 | U | 10 | U | 10 | U | 10 | U | 10 | U | 10 | U |
| CARBON DISULFIDE | 5.0 | U | 5.0 | U | 25 | U | 5.0 | U | 5.0 | U | 5.0 | U | 5.0 | U | 5.0 | U |
| CARBON TETRACHLORIDE | 5.0 | U | 5.0 | U | 25 | U | 5.0 | U | 5.0 | U | 5.0 | U | 5.0 | U | 5.0 | U |
| CHLOROBENZENE | 5.0 | U | 5.0 | U | 25 | U | 5.0 | U | 5.0 | U | 5.0 | U | 5.0 | U | 5.0 | U |
| CHLOROETHANE | 10 | U | 10 | U | 50 | U | 10 | U | 10 | U | 10 | U | 10 | U | 10 | U |
| CHLOROFORM | 5.0 | U | 5.0 | U | 25 | U | 5.0 | U | 5.0 | U | 5.0 | U | 5.0 | U | 5.0 | U |
| CHLOROMETHANE | 10 | U | 10 | U | 50 | U | 10 | U | 10 | U | 10 | U | 10 | U | 10 | U |

U = Not Detected, J = Estimated

# TABLE 35 (Continued)
# SUMMARY OF ANALYTICAL TESTING RESULTS AT MOOG, INC.

**Second 2020 Quarter 2020 (Concentrations in ug/l)**

| COMPOUND | MW-1B | | MW-2A | | MW-2B | | MW-3 | | MW-4 | | MW-5 | | MW-6 | | MW-7 | |
|---|---|---|---|---|---|---|---|---|---|---|---|---|---|---|---|---|
| CYCLOHEXANE | 5.0 | U | 5.0 | U | 25 | U | 5.0 | U | 5.0 | U | 5.0 | U | 5.0 | U | 5.0 | U |
| DIBROMOCHLOROMETHANE | 5.0 | U | 5.0 | U | 25 | U | 5.0 | U | 5.0 | U | 5.0 | U | 5.0 | U | 5.0 | U |
| DICHLORODIFLUOROMETHANE (CFC 12) | 10 | U | 10 | U | 50 | U | 10 | U | 10 | U | 10 | U | 10 | U | 10 | U |
| DICHLOROMETHANE | 5.0 | U | 5.0 | U | 25 | U | 5.0 | U | 5.0 | U | 5.0 | U | 5.0 | U | 5.0 | U |
| ETHYLBENZENE | 5.0 | U | 5.0 | U | 25 | U | 5.0 | U | 5.0 | U | 5.0 | U | 5.0 | U | 5.0 | U |
| ISOPROPYLBENZENE (CUMENE) | 5.0 | U | 5.0 | U | 25 | U | 5.0 | U | 5.0 | U | 5.0 | U | 5.0 | U | 5.0 | U |
| METHYL ACETATE | 5.0 | U | 5.0 | U | 25 | U | 5.0 | U | 5.0 | U | 5.0 | U | 5.0 | U | 5.0 | U |
| METHYL TERT-BUTYL ETHER | 5.0 | U | 5.0 | U | 25 | U | 5.0 | U | 5.0 | U | 5.0 | U | 5.0 | U | 5.0 | U |
| METHYLCYCLOHEXANE | 5.0 | U | 5.0 | U | 25 | U | 5.0 | U | 5.0 | U | 5.0 | U | 5.0 | U | 5.0 | U |
| STYRENE | 5.0 | U | 5.0 | U | 25 | U | 5.0 | U | 5.0 | U | 5.0 | U | 5.0 | U | 5.0 | U |
| TETRACHLOROETHENE (PCE) | 5.0 | U | 5.0 | U | 25 | U | 5.0 | U | 5.0 | U | 5.0 | U | 5.0 | U | 5.0 | U |
| TOLUENE | 5.0 | U | 5.0 | U | 25 | U | 5.0 | U | 5.0 | U | 5.0 | U | 5.0 | U | 5.0 | U |
| TRICHLOROETHENE (TCE) | 5.0 | U | 5.0 | U | 25 | U | 5.0 | U | 5.0 | U | 5.0 | U | 5.0 | U | 5.0 | U |
| TRICHLOROFLUOROMETHANE (CFC 11) | 5.0 | U | 5.0 | U | 25 | U | 5.0 | U | 5.0 | U | 5.0 | U | 5.0 | U | 5.0 | U |
| VINYL CHLORIDE | 10 | U | 10 | U | 72 | | 10 | U | 10 | U | 10 | U | 10 | U | 10 | U |
| CIS-1,2-DICHLOROETHENE | 5.0 | U | 5.0 | U | 50 | | 5.0 | U | 5.0 | U | 5.0 | U | 5.0 | U | 5.0 | U |
| CIS-1,3-DICHLOROPROPENE | 5.0 | U | 5.0 | U | 25 | U | 5.0 | U | 5.0 | U | 5.0 | U | 5.0 | U | 5.0 | U |
| M,P-XYLENES | 5.0 | U | 5.0 | U | 25 | U | 5.0 | U | 5.0 | U | 5.0 | U | 5.0 | U | 5.0 | U |
| O-XYLENE | 5.0 | U | 5.0 | U | 25 | U | 5.0 | U | 5.0 | U | 5.0 | U | 5.0 | U | 5.0 | U |
| TRANS-1,2-DICHLOROETHENE | 5.0 | U | 5.0 | U | 25 | U | 5.0 | U | 5.0 | U | 5.0 | U | 5.0 | U | 5.0 | U |
| TRANS-1,3-DICHLOROPROPENE | 5.0 | U | 5.0 | U | 25 | U | 5.0 | U | 5.0 | U | 5.0 | U | 5.0 | U | 5.0 | U |

U = Not Detected, J= Estimated, B=Found in Method Blank

# TABLE 36

## SUMMARY OF ANALYTICAL TESTING RESULTS AT MOOG, INC.

**Third Quarter 2020 (Concentrations in ug/l)**

| COMPOUND | MW-1B | | MW-2A | | MW-2B | | MW-3 | | MW-4 | | MW-5 | | MW-6 | | MW-7 | |
|---|---|---|---|---|---|---|---|---|---|---|---|---|---|---|---|---|
| 1,1,1-TRICHLOROETHANE (TCA) | 5.0 | U | 5.0 | U | 10 | U | 5.0 | U | 5.0 | U | 5.0 | U | 5.0 | U | 5.0 | U |
| 1,1,2,2-TETRACHLOROETHANE | 5.0 | U | 5.0 | U | 10 | U | 5.0 | U | 5.0 | U | 5.0 | U | 5.0 | U | 5.0 | U |
| 1,1,2-TRICHLOROETHANE | 5.0 | U | 5.0 | U | 10 | U | 5.0 | U | 5.0 | U | 5.0 | U | 5.0 | U | 5.0 | U |
| 1,1,2-TRICHLOROTRIFLUOROETHANE (CFC 113) | 5.0 | U | 5.0 | U | 69 | | 5.0 | U | 5.0 | U | 5.0 | U | 5.0 | U | 5.0 | U |
| 1,1-DICHLOROETHANE (1,1-DCA) | 5.0 | U | 5.0 | U | 270 | | 5.0 | U | 5.0 | U | 5.0 | U | 5.0 | U | 5.0 | U |
| 1,1-DICHLOROETHENE (1,1-DCE) | 5.0 | U | 5.0 | U | 25 | U | 5.0 | U | 5.0 | U | 5.0 | U | 5.0 | U | 5.0 | U |
| 1,2,4-TRICHLOROBENZENE | 5.0 | U | 5.0 | U | 25 | U | 5.0 | U | 5.0 | U | 5.0 | U | 5.0 | U | 5.0 | U |
| 1,2-DIBROMO-3-CHLOROPROPANE (DBCP) | 10 | U | 10 | U | 50 | U | 10 | U | 10 | U | 10 | U | 10 | U | 10 | U |
| 1,2-DIBROMOETHANE | 5.0 | U | 5.0 | U | 25 | U | 5.0 | U | 5.0 | U | 5.0 | U | 5.0 | U | 5.0 | U |
| 1,2-DICHLOROBENZENE | 5.0 | U | 5.0 | U | 25 | U | 5.0 | U | 5.0 | U | 5.0 | U | 5.0 | U | 5.0 | U |
| 1,2-DICHLOROETHANE | 5.0 | U | 5.0 | U | 25 | U | 5.0 | U | 5.0 | U | 5.0 | U | 5.0 | U | 5.0 | U |
| 1,2-DICHLOROPROPANE | 5.0 | U | 5.0 | U | 25 | U | 5.0 | U | 5.0 | U | 5.0 | U | 5.0 | U | 5.0 | U |
| 1,3-DICHLOROBENZENE | 5.0 | U | 5.0 | U | 25 | U | 5.0 | U | 5.0 | U | 5.0 | U | 5.0 | U | 5.0 | U |
| 1,4-DICHLOROBENZENE | 5.0 | U | 5.0 | U | 25 | U | 5.0 | U | 5.0 | U | 5.0 | U | 5.0 | U | 5.0 | U |
| 2-BUTANONE (MEK) | 10 | U | 10 | U | 50 | U | 10 | U | 10 | U | 10 | U | 10 | U | 10 | U |
| 2-HEXANONE | 10 | U | 10 | U | 50 | U | 10 | U | 10 | U | 10 | U | 10 | U | 10 | U |
| 4-METHYL-2-PENTANONE | 10 | U | 10 | U | 50 | U | 10 | U | 10 | U | 10 | U | 10 | U | 10 | U |
| ACETONE | 5.0 | U | 5.0 | U | 25 | U | 5.0 | U | 5.0 | U | 5.0 | U | 5.0 | U | 5.0 | U |
| BENZENE | 5.0 | U | 5.0 | U | 25 | U | 5.0 | U | 5.0 | U | 5.0 | U | 5.0 | U | 5.0 | U |
| BROMODICHLOROMETHANE | 5.0 | U | 5.0 | U | 25 | U | 5.0 | U | 5.0 | U | 5.0 | U | 5.0 | U | 5.0 | U |
| BROMOFORM | 5.0 | U | 5.0 | U | 25 | U | 5.0 | U | 5.0 | U | 5.0 | U | 5.0 | U | 5.0 | U |
| BROMOMETHANE | 10 | U | 10 | U | 50 | U | 10 | U | 10 | U | 10 | U | 10 | U | 10 | U |
| CARBON DISULFIDE | 5.0 | U | 5.0 | U | 25 | U | 5.0 | U | 5.0 | U | 5.0 | U | 5.0 | U | 5.0 | U |
| CARBON TETRACHLORIDE | 5.0 | U | 5.0 | U | 25 | U | 5.0 | U | 5.0 | U | 5.0 | U | 5.0 | U | 5.0 | U |
| CHLOROBENZENE | 5.0 | U | 5.0 | U | 25 | U | 5.0 | U | 5.0 | U | 5.0 | U | 5.0 | U | 5.0 | U |
| CHLOROETHANE | 10 | U | 10 | U | 50 | U | 10 | U | 10 | U | 10 | U | 10 | U | 10 | U |
| CHLOROFORM | 5.0 | U | 5.0 | U | 25 | U | 5.0 | U | 5.0 | U | 5.0 | U | 5.0 | U | 5.0 | U |
| CHLOROMETHANE | 10 | U | 10 | U | 50 | U | 10 | U | 10 | U | 10 | U | 10 | U | 10 | U |

U = Not Detected, J = Estimated

# TABLE 36 (Continued)
# SUMMARY OF ANALYTICAL TESTING RESULTS AT MOOG, INC.

**Third 2020 Quarter 2020 (Concentrations in ug/l)**

| COMPOUND | MW-1B | | MW-2A | | MW-2B | | MW-3 | | MW-4 | | MW-5 | | MW-6 | | MW-7 | |
|---|---|---|---|---|---|---|---|---|---|---|---|---|---|---|---|---|
| CYCLOHEXANE | 5.0 | U | 5.0 | U | 25 | U | 5.0 | U | 5.0 | U | 5.0 | U | 5.0 | U | 5.0 | U |
| DIBROMOCHLOROMETHANE | 5.0 | U | 5.0 | U | 25 | U | 5.0 | U | 5.0 | U | 5.0 | U | 5.0 | U | 5.0 | U |
| DICHLORODIFLUOROMETHANE (CFC 12) | 10 | U | 10 | U | 50 | U | 10 | U | 10 | U | 10 | U | 10 | U | 10 | U |
| DICHLOROMETHANE | 5.0 | U | 5.0 | U | 25 | U | 5.0 | U | 5.0 | U | 5.0 | U | 5.0 | U | 5.0 | U |
| ETHYLBENZENE | 5.0 | U | 5.0 | U | 25 | U | 5.0 | U | 5.0 | U | 5.0 | U | 5.0 | U | 5.0 | U |
| ISOPROPYLBENZENE (CUMENE) | 5.0 | U | 5.0 | U | 25 | U | 5.0 | U | 5.0 | U | 5.0 | U | 5.0 | U | 5.0 | U |
| METHYL ACETATE | 5.0 | U | 5.0 | U | 25 | U | 5.0 | U | 5.0 | U | 5.0 | U | 5.0 | U | 5.0 | U |
| METHYL TERT-BUTYL ETHER | 5.0 | U | 5.0 | U | 25 | U | 5.0 | U | 5.0 | U | 5.0 | U | 5.0 | U | 5.0 | U |
| METHYLCYCLOHEXANE | 5.0 | U | 5.0 | U | 25 | U | 5.0 | U | 5.0 | U | 5.0 | U | 5.0 | U | 5.0 | U |
| STYRENE | 5.0 | U | 5.0 | U | 25 | U | 5.0 | U | 5.0 | U | 5.0 | U | 5.0 | U | 5.0 | U |
| TETRACHLOROETHENE (PCE) | 5.0 | U | 5.0 | U | 25 | U | 5.0 | U | 5.0 | U | 5.0 | U | 5.0 | U | 5.0 | U |
| TOLUENE | 5.0 | U | 5.0 | U | 25 | U | 5.0 | U | 5.0 | U | 5.0 | U | 5.0 | U | 5.0 | U |
| TRICHLOROETHENE (TCE) | 5.0 | U | 5.0 | U | 25 | U | 5.0 | U | 5.0 | U | 5.0 | U | 5.0 | U | 5.0 | U |
| TRICHLOROFLUOROMETHANE (CFC 11) | 5.0 | U | 5.0 | U | 25 | U | 5.0 | U | 5.0 | U | 5.0 | U | 5.0 | U | 5.0 | U |
| VINYL CHLORIDE | 10 | U | 10 | U | 110 | | 10 | U | 10 | U | 10 | U | 10 | U | 10 | U |
| CIS-1,2-DICHLOROETHENE | 5.0 | U | 5.0 | U | 120 | | 5.0 | U | 5.0 | U | 5.0 | U | 5.0 | U | 5.0 | U |
| CIS-1,3-DICHLOROPROPENE | 5.0 | U | 5.0 | U | 25 | U | 5.0 | U | 5.0 | U | 5.0 | U | 5.0 | U | 5.0 | U |
| M,P-XYLENES | 5.0 | U | 5.0 | U | 25 | U | 5.0 | U | 5.0 | U | 5.0 | U | 5.0 | U | 5.0 | U |
| O-XYLENE | 5.0 | U | 5.0 | U | 25 | U | 5.0 | U | 5.0 | U | 5.0 | U | 5.0 | U | 5.0 | U |
| TRANS-1,2-DICHLOROETHENE | 5.0 | U | 5.0 | U | 28 | | 5.0 | U | 5.0 | U | 5.0 | U | 5.0 | U | 5.0 | U |
| TRANS-1,3-DICHLOROPROPENE | 5.0 | U | 5.0 | U | 25 | U | 5.0 | U | 5.0 | U | 5.0 | U | 5.0 | U | 5.0 | U |

U = Not Detected, J= Estimated, B=Found in Method Blank

# TABLE 37

## SUMMARY OF ANALYTICAL TESTING RESULTS AT MOOG, INC.

**Fourth Quarter 2020 (Concentrations in ug/l)**

| COMPOUND | MW-1B | | MW-2A | | MW-2B | | MW-3 | | MW-4 | | MW-5 | | MW-6 | | MW-7 | |
|---|---|---|---|---|---|---|---|---|---|---|---|---|---|---|---|---|
| 1,1,1-TRICHLOROETHANE (TCA) | 5.0 | U | 5.0 | U | 10 | U | 5.0 | U | 5.0 | U | 5.0 | U | 5.0 | U | 5.0 | U |
| 1,1,2,2-TETRACHLOROETHANE | 5.0 | U | 5.0 | U | 10 | U | 5.0 | U | 5.0 | U | 5.0 | U | 5.0 | U | 5.0 | U |
| 1,1,2-TRICHLOROETHANE | 5.0 | U | 5.0 | U | 10 | U | 5.0 | U | 5.0 | U | 5.0 | U | 5.0 | U | 5.0 | U |
| 1,1,2-TRICHLOROTRIFLUOROETHANE (CFC 113) | 5.0 | U | 5.0 | U | 25 | U | 5.0 | U | 5.0 | U | 5.0 | U | 5.0 | U | 5.0 | U |
| 1,1-DICHLOROETHANE (1,1-DCA) | 5.0 | U | 5.0 | U | 190 | | 5.0 | U | 5.0 | U | 5.0 | U | 5.0 | U | 5.0 | U |
| 1,1-DICHLOROETHENE (1,1-DCE) | 5.0 | U | 5.0 | U | 25 | U | 5.0 | U | 5.0 | U | 5.0 | U | 5.0 | U | 5.0 | U |
| 1,2,4-TRICHLOROBENZENE | 5.0 | U | 5.0 | U | 25 | U | 5.0 | U | 5.0 | U | 5.0 | U | 5.0 | U | 5.0 | U |
| 1,2-DIBROMO-3-CHLOROPROPANE (DBCP) | 10 | U | 10 | U | 50 | U | 10 | U | 10 | U | 10 | U | 10 | U | 10 | U |
| 1,2-DIBROMOETHANE | 5.0 | U | 5.0 | U | 25 | U | 5.0 | U | 5.0 | U | 5.0 | U | 5.0 | U | 5.0 | U |
| 1,2-DICHLOROBENZENE | 5.0 | U | 5.0 | U | 25 | U | 5.0 | U | 5.0 | U | 5.0 | U | 5.0 | U | 5.0 | U |
| 1,2-DICHLOROETHANE | 5.0 | U | 5.0 | U | 25 | U | 5.0 | U | 5.0 | U | 5.0 | U | 5.0 | U | 5.0 | U |
| 1,2-DICHLOROPROPANE | 5.0 | U | 5.0 | U | 25 | U | 5.0 | U | 5.0 | U | 5.0 | U | 5.0 | U | 5.0 | U |
| 1,3-DICHLOROBENZENE | 5.0 | U | 5.0 | U | 25 | U | 5.0 | U | 5.0 | U | 5.0 | U | 5.0 | U | 5.0 | U |
| 1,4-DICHLOROBENZENE | 5.0 | U | 5.0 | U | 25 | U | 5.0 | U | 5.0 | U | 5.0 | U | 5.0 | U | 5.0 | U |
| 2-BUTANONE (MEK) | 10 | U | 10 | U | 50 | U | 10 | U | 10 | U | 10 | U | 10 | U | 10 | U |
| 2-HEXANONE | 10 | U | 10 | U | 50 | U | 10 | U | 10 | U | 10 | U | 10 | U | 10 | U |
| 4-METHYL-2-PENTANONE | 10 | U | 10 | U | 50 | U | 10 | U | 10 | U | 10 | U | 10 | U | 10 | U |
| ACETONE | 5.0 | U | 5.0 | U | 25 | U | 5.0 | U | 5.0 | U | 5.0 | U | 5.0 | U | 5.0 | U |
| BENZENE | 5.0 | U | 5.0 | U | 25 | U | 5.0 | U | 5.0 | U | 5.0 | U | 5.0 | U | 5.0 | U |
| BROMODICHLOROMETHANE | 5.0 | U | 5.0 | U | 25 | U | 5.0 | U | 5.0 | U | 5.0 | U | 5.0 | U | 5.0 | U |
| BROMOFORM | 5.0 | U | 5.0 | U | 25 | U | 5.0 | U | 5.0 | U | 5.0 | U | 5.0 | U | 5.0 | U |
| BROMOMETHANE | 10 | U | 10 | U | 50 | U | 10 | U | 10 | U | 10 | U | 10 | U | 10 | U |
| CARBON DISULFIDE | 5.0 | U | 5.0 | U | 25 | U | 5.0 | U | 5.0 | U | 5.0 | U | 5.0 | U | 5.0 | U |
| CARBON TETRACHLORIDE | 5.0 | U | 5.0 | U | 25 | U | 5.0 | U | 5.0 | U | 5.0 | U | 5.0 | U | 5.0 | U |
| CHLOROBENZENE | 5.0 | U | 5.0 | U | 25 | U | 5.0 | U | 5.0 | U | 5.0 | U | 5.0 | U | 5.0 | U |
| CHLOROETHANE | 10 | U | 10 | U | 50 | U | 10 | U | 10 | U | 10 | U | 10 | U | 10 | U |
| CHLOROFORM | 5.0 | U | 5.0 | U | 25 | U | 5.0 | U | 5.0 | U | 5.0 | U | 5.0 | U | 5.0 | U |
| CHLOROMETHANE | 10 | U | 10 | U | 50 | U | 10 | U | 10 | U | 10 | U | 10 | U | 10 | U |

U = Not Detected, J = Estimated

# TABLE 37 (Continued)
# SUMMARY OF ANALYTICAL TESTING RESULTS AT MOOG, INC.

**Fourth 2020 Quarter 2020 (Concentrations in ug/l)**

| COMPOUND | MW-1B | | MW-2A | | MW-2B | | MW-3 | | MW-4 | | MW-5 | | MW-6 | | MW-7 | |
|---|---|---|---|---|---|---|---|---|---|---|---|---|---|---|---|---|
| CYCLOHEXANE | 5.0 | U | 5.0 | U | 25 | U | 5.0 | U | 5.0 | U | 5.0 | U | 5.0 | U | 5.0 | U |
| DIBROMOCHLOROMETHANE | 5.0 | U | 5.0 | U | 25 | U | 5.0 | U | 5.0 | U | 5.0 | U | 5.0 | U | 5.0 | U |
| DICHLORODIFLUOROMETHANE (CFC 12) | 10 | U | 10 | U | 50 | U | 10 | U | 10 | U | 10 | U | 10 | U | 10 | U |
| DICHLOROMETHANE | 5.0 | U | 5.0 | U | 25 | U | 5.0 | U | 5.0 | U | 5.0 | U | 5.0 | U | 5.0 | U |
| ETHYLBENZENE | 5.0 | U | 5.0 | U | 25 | U | 5.0 | U | 5.0 | U | 5.0 | U | 5.0 | U | 5.0 | U |
| ISOPROPYLBENZENE (CUMENE) | 5.0 | U | 5.0 | U | 25 | U | 5.0 | U | 5.0 | U | 5.0 | U | 5.0 | U | 5.0 | U |
| METHYL ACETATE | 5.0 | U | 5.0 | U | 25 | U | 5.0 | U | 5.0 | U | 5.0 | U | 5.0 | U | 5.0 | U |
| METHYL TERT-BUTYL ETHER | 5.0 | U | 5.0 | U | 25 | U | 5.0 | U | 5.0 | U | 5.0 | U | 5.0 | U | 5.0 | U |
| METHYLCYCLOHEXANE | 5.0 | U | 5.0 | U | 25 | U | 5.0 | U | 5.0 | U | 5.0 | U | 5.0 | U | 5.0 | U |
| STYRENE | 5.0 | U | 5.0 | U | 25 | U | 5.0 | U | 5.0 | U | 5.0 | U | 5.0 | U | 5.0 | U |
| TETRACHLOROETHENE (PCE) | 5.0 | U | 5.0 | U | 25 | U | 5.0 | U | 5.0 | U | 5.0 | U | 5.0 | U | 5.0 | U |
| TOLUENE | 5.0 | U | 5.0 | U | 25 | U | 5.0 | U | 5.0 | U | 5.0 | U | 5.0 | U | 5.0 | U |
| TRICHLOROETHENE (TCE) | 5.0 | U | 5.0 | U | 25 | U | 5.0 | U | 5.0 | U | 5.0 | U | 5.0 | U | 5.0 | U |
| TRICHLOROFLUOROMETHANE (CFC 11) | 5.0 | U | 5.0 | U | 25 | U | 5.0 | U | 5.0 | U | 5.0 | U | 5.0 | U | 5.0 | U |
| VINYL CHLORIDE | 10 | U | 10 | U | 97 | | 10 | U | 10 | U | 10 | U | 10 | U | 10 | U |
| CIS-1,2-DICHLOROETHENE | 5.0 | U | 5.0 | U | 100 | | 5.0 | U | 5.0 | U | 5.0 | U | 5.0 | U | 5.0 | U |
| CIS-1,3-DICHLOROPROPENE | 5.0 | U | 5.0 | U | 25 | U | 5.0 | U | 5.0 | U | 5.0 | U | 5.0 | U | 5.0 | U |
| M,P-XYLENES | 5.0 | U | 5.0 | U | 25 | U | 5.0 | U | 5.0 | U | 5.0 | U | 5.0 | U | 5.0 | U |
| O-XYLENE | 5.0 | U | 5.0 | U | 25 | U | 5.0 | U | 5.0 | U | 5.0 | U | 5.0 | U | 5.0 | U |
| TRANS-1,2-DICHLOROETHENE | 5.0 | U | 5.0 | U | 29 | | 5.0 | U | 5.0 | U | 5.0 | U | 5.0 | U | 5.0 | U |
| TRANS-1,3-DICHLOROPROPENE | 5.0 | U | 5.0 | U | 25 | U | 5.0 | U | 5.0 | U | 5.0 | U | 5.0 | U | 5.0 | U |

U = Not Detected, J= Estimated, B=Found in Method Blank

# TABLE 38

## SUMMARY OF ANALYTICAL TESTING RESULTS AT MOOG, INC.

First Quarter 2021 (Concentrations in ug/l)

| COMPOUND | MW-1B | | MW-2A | | MW-2B | | MW-3 | | MW-4 | | MW-5 | | MW-6 | | MW-7 | |
|---|---|---|---|---|---|---|---|---|---|---|---|---|---|---|---|---|
| 1,1,1-TRICHLOROETHANE (TCA) | 5.0 | U | 5.0 | U | 10 | U | 5.0 | U | 5.0 | U | 5.0 | U | 5.0 | U | 5.0 | U |
| 1,1,2,2-TETRACHLOROETHANE | 5.0 | U | 5.0 | U | 10 | U | 5.0 | U | 5.0 | U | 5.0 | U | 5.0 | U | 5.0 | U |
| 1,1,2-TRICHLOROETHANE | 5.0 | U | 5.0 | U | 10 | U | 5.0 | U | 5.0 | U | 5.0 | U | 5.0 | U | 5.0 | U |
| 1,1,2-TRICHLOROTRIFLUOROETHANE (CFC 113) | 5.0 | U | 5.0 | U | 36 | | 5.0 | U | 5.0 | U | 5.0 | U | 5.0 | U | 5.0 | U |
| 1,1-DICHLOROETHANE (1,1-DCA) | 5.0 | U | 5.0 | U | 200 | | 5.0 | U | 5.0 | U | 5.0 | U | 5.0 | U | 5.0 | U |
| 1,1-DICHLOROETHENE (1,1-DCE) | 5.0 | U | 5.0 | U | 25 | U | 5.0 | U | 5.0 | U | 5.0 | U | 5.0 | U | 5.0 | U |
| 1,2,4-TRICHLOROBENZENE | 5.0 | U | 5.0 | U | 25 | U | 5.0 | U | 5.0 | U | 5.0 | U | 5.0 | U | 5.0 | U |
| 1,2-DIBROMO-3-CHLOROPROPANE (DBCP) | 10 | U | 10 | U | 50 | U | 10 | U | 10 | U | 10 | U | 10 | U | 10 | U |
| 1,2-DIBROMOETHANE | 5.0 | U | 5.0 | U | 25 | U | 5.0 | U | 5.0 | U | 5.0 | U | 5.0 | U | 5.0 | U |
| 1,2-DICHLOROBENZENE | 5.0 | U | 5.0 | U | 25 | U | 5.0 | U | 5.0 | U | 5.0 | U | 5.0 | U | 5.0 | U |
| 1,2-DICHLOROETHANE | 5.0 | U | 5.0 | U | 25 | U | 5.0 | U | 5.0 | U | 5.0 | U | 5.0 | U | 5.0 | U |
| 1,2-DICHLOROPROPANE | 5.0 | U | 5.0 | U | 25 | U | 5.0 | U | 5.0 | U | 5.0 | U | 5.0 | U | 5.0 | U |
| 1,3-DICHLOROBENZENE | 5.0 | U | 5.0 | U | 25 | U | 5.0 | U | 5.0 | U | 5.0 | U | 5.0 | U | 5.0 | U |
| 1,4-DICHLOROBENZENE | 5.0 | U | 5.0 | U | 25 | U | 5.0 | U | 5.0 | U | 5.0 | U | 5.0 | U | 5.0 | U |
| 2-BUTANONE (MEK) | 10 | U | 10 | U | 50 | U | 10 | U | 10 | U | 10 | U | 10 | U | 10 | U |
| 2-HEXANONE | 10 | U | 10 | U | 50 | U | 10 | U | 10 | U | 10 | U | 10 | U | 10 | U |
| 4-METHYL-2-PENTANONE | 10 | U | 10 | U | 50 | U | 10 | U | 10 | U | 10 | U | 10 | U | 10 | U |
| ACETONE | 5.0 | U | 5.0 | U | 25 | U | 5.0 | U | 5.0 | U | 5.0 | U | 5.0 | U | 5.0 | U |
| BENZENE | 5.0 | U | 5.0 | U | 25 | U | 5.0 | U | 5.0 | U | 5.0 | U | 5.0 | U | 5.0 | U |
| BROMODICHLOROMETHANE | 5.0 | U | 5.0 | U | 25 | U | 5.0 | U | 5.0 | U | 5.0 | U | 5.0 | U | 5.0 | U |
| BROMOFORM | 5.0 | U | 5.0 | U | 25 | U | 5.0 | U | 5.0 | U | 5.0 | U | 5.0 | U | 5.0 | U |
| BROMOMETHANE | 10 | U | 10 | U | 50 | U | 10 | U | 10 | U | 10 | U | 10 | U | 10 | U |
| CARBON DISULFIDE | 5.0 | U | 5.0 | U | 25 | U | 5.0 | U | 5.0 | U | 5.0 | U | 5.0 | U | 5.0 | U |
| CARBON TETRACHLORIDE | 5.0 | U | 5.0 | U | 25 | U | 5.0 | U | 5.0 | U | 5.0 | U | 5.0 | U | 5.0 | U |
| CHLOROBENZENE | 5.0 | U | 5.0 | U | 25 | U | 5.0 | U | 5.0 | U | 5.0 | U | 5.0 | U | 5.0 | U |
| CHLOROETHANE | 10 | U | 10 | U | 50 | U | 10 | U | 10 | U | 10 | U | 10 | U | 10 | U |
| CHLOROFORM | 5.0 | U | 5.0 | U | 25 | U | 5.0 | U | 5.0 | U | 5.0 | U | 5.0 | U | 5.0 | U |
| CHLOROMETHANE | 10 | U | 10 | U | 50 | U | 10 | U | 10 | U | 10 | U | 10 | U | 10 | U |

U = Not Detected, J = Estimated

# TABLE 38 (Continued)
# SUMMARY OF ANALYTICAL TESTING RESULTS AT MOOG, INC.

First Quarter 2021 (Concentrations in ug/l)

| COMPOUND | MW-1B | | MW-2A | | MW-2B | | MW-3 | | MW-4 | | MW-5 | | MW-6 | | MW-7 | |
|---|---|---|---|---|---|---|---|---|---|---|---|---|---|---|---|---|
| CYCLOHEXANE | 5.0 | U | 5.0 | U | 25 | U | 5.0 | U | 5.0 | U | 5.0 | U | 5.0 | U | 5.0 | U |
| DIBROMOCHLOROMETHANE | 5.0 | U | 5.0 | U | 25 | U | 5.0 | U | 5.0 | U | 5.0 | U | 5.0 | U | 5.0 | U |
| DICHLORODIFLUOROMETHANE (CFC 12) | 10 | U | 10 | U | 50 | U | 10 | U | 10 | U | 10 | U | 10 | U | 10 | U |
| DICHLOROMETHANE | 5.0 | U | 5.0 | U | 25 | U | 5.0 | U | 5.0 | U | 5.0 | U | 5.0 | U | 5.0 | U |
| ETHYLBENZENE | 5.0 | U | 5.0 | U | 25 | U | 5.0 | U | 5.0 | U | 5.0 | U | 5.0 | U | 5.0 | U |
| ISOPROPYLBENZENE (CUMENE) | 5.0 | U | 5.0 | U | 25 | U | 5.0 | U | 5.0 | U | 5.0 | U | 5.0 | U | 5.0 | U |
| METHYL ACETATE | 5.0 | U | 5.0 | U | 25 | U | 5.0 | U | 5.0 | U | 5.0 | U | 5.0 | U | 5.0 | U |
| METHYL TERT-BUTYL ETHER | 5.0 | U | 5.0 | U | 25 | U | 5.0 | U | 5.0 | U | 5.0 | U | 5.0 | U | 5.0 | U |
| METHYLCYCLOHEXANE | 5.0 | U | 5.0 | U | 25 | U | 5.0 | U | 5.0 | U | 5.0 | U | 5.0 | U | 5.0 | U |
| STYRENE | 5.0 | U | 5.0 | U | 25 | U | 5.0 | U | 5.0 | U | 5.0 | U | 5.0 | U | 5.0 | U |
| TETRACHLOROETHENE (PCE) | 5.0 | U | 5.0 | U | 25 | U | 5.0 | U | 5.0 | U | 5.0 | U | 5.0 | U | 5.0 | U |
| TOLUENE | 5.0 | U | 5.0 | U | 25 | U | 5.0 | U | 5.0 | U | 5.0 | U | 5.0 | U | 5.0 | U |
| TRICHLOROETHENE (TCE) | 5.0 | U | 5.0 | U | 25 | U | 5.0 | U | 5.0 | U | 5.0 | U | 5.0 | U | 5.0 | U |
| TRICHLOROFLUOROMETHANE (CFC 11) | 5.0 | U | 5.0 | U | 25 | U | 5.0 | U | 5.0 | U | 5.0 | U | 5.0 | U | 5.0 | U |
| VINYL CHLORIDE | 10 | U | 10 | U | 82 | | 10 | U | 10 | U | 10 | U | 10 | U | 10 | U |
| CIS-1,2-DICHLOROETHENE | 5.0 | U | 5.0 | U | 81 | | 5.0 | U | 5.0 | U | 5.0 | U | 5.0 | U | 5.0 | U |
| CIS-1,3-DICHLOROPROPENE | 5.0 | U | 5.0 | U | 25 | U | 5.0 | U | 5.0 | U | 5.0 | U | 5.0 | U | 5.0 | U |
| M,P-XYLENES | 5.0 | U | 5.0 | U | 25 | U | 5.0 | U | 5.0 | U | 5.0 | U | 5.0 | U | 5.0 | U |
| O-XYLENE | 5.0 | U | 5.0 | U | 25 | U | 5.0 | U | 5.0 | U | 5.0 | U | 5.0 | U | 5.0 | U |
| TRANS-1,2-DICHLOROETHENE | 5.0 | U | 5.0 | U | 25 | U | 5.0 | U | 5.0 | U | 5.0 | U | 5.0 | U | 5.0 | U |
| TRANS-1,3-DICHLOROPROPENE | 5.0 | U | 5.0 | U | 25 | U | 5.0 | U | 5.0 | U | 5.0 | U | 5.0 | U | 5.0 | U |

U = Not Detected, J= Estimated, B=Found in Method Blank

# TABLE 39
## SUMMARY OF ANALYTICAL TESTING RESULTS AT MOOG, INC.
Second Quarter 2021 (Concentrations in ug/l)

| COMPOUND | MW-1B | | MW-2A | | MW-2B | | MW-3 | | MW-4 | | MW-5 | | MW-6 | | MW-7 | |
|---|---|---|---|---|---|---|---|---|---|---|---|---|---|---|---|---|
| 1,1,1-TRICHLOROETHANE (TCA) | 5.0 | U | 5.0 | U | 5.0 | U | 5.0 | U | 5.0 | U | 5.0 | U | 5.0 | U | 5.0 | U |
| 1,1,2,2-TETRACHLOROETHANE | 5.0 | U | 5.0 | U | 5.0 | U | 5.0 | U | 5.0 | U | 5.0 | U | 5.0 | U | 5.0 | U |
| 1,1,2-TRICHLOROETHANE | 5.0 | U | 5.0 | U | 5.0 | U | 5.0 | U | 5.0 | U | 5.0 | U | 5.0 | U | 5.0 | U |
| 1,1,2-TRICHLOROTRIFLUOROETHANE (CFC 113) | 5.0 | U | 5.0 | U | 9.6 | | 5.0 | U | 5.0 | U | 5.0 | U | 5.0 | U | 5.0 | U |
| 1,1-DICHLOROETHANE (1,1-DCA) | 5.0 | U | 5.0 | U | 93 | | 5.0 | U | 5.0 | U | 5.0 | U | 5.0 | U | 5.0 | U |
| 1,1-DICHLOROETHENE (1,1-DCE) | 5.0 | U | 5.0 | U | 5.0 | U | 5.0 | U | 5.0 | U | 5.0 | U | 5.0 | U | 5.0 | U |
| 1,2,4-TRICHLOROBENZENE | 5.0 | U | 5.0 | U | 5.0 | U | 5.0 | U | 5.0 | U | 5.0 | U | 5.0 | U | 5.0 | U |
| 1,2-DIBROMO-3-CHLOROPROPANE (DBCP) | 10 | U | 10 | U | 5.0 | U | 10 | U | 10 | U | 10 | U | 10 | U | 10 | U |
| 1,2-DIBROMOETHANE | 5.0 | U | 5.0 | U | 5.0 | U | 5.0 | U | 5.0 | U | 5.0 | U | 5.0 | U | 5.0 | U |
| 1,2-DICHLOROBENZENE | 5.0 | U | 5.0 | U | 5.0 | U | 5.0 | U | 5.0 | U | 5.0 | U | 5.0 | U | 5.0 | U |
| 1,2-DICHLOROETHANE | 5.0 | U | 5.0 | U | 5.0 | U | 5.0 | U | 5.0 | U | 5.0 | U | 5.0 | U | 5.0 | U |
| 1,2-DICHLOROPROPANE | 5.0 | U | 5.0 | U | 5.0 | U | 5.0 | U | 5.0 | U | 5.0 | U | 5.0 | U | 5.0 | U |
| 1,3-DICHLOROBENZENE | 5.0 | U | 5.0 | U | 5.0 | U | 5.0 | U | 5.0 | U | 5.0 | U | 5.0 | U | 5.0 | U |
| 1,4-DICHLOROBENZENE | 5.0 | U | 5.0 | U | 5.0 | U | 5.0 | U | 5.0 | U | 5.0 | U | 5.0 | U | 5.0 | U |
| 2-BUTANONE (MEK) | 10 | U | 10 | U | 10 | U | 10 | U | 10 | U | 10 | U | 10 | U | 10 | U |
| 2-HEXANONE | 10 | U | 10 | U | 10 | U | 10 | U | 10 | U | 10 | U | 10 | U | 10 | U |
| 4-METHYL-2-PENTANONE | 10 | U | 10 | U | 10 | U | 10 | U | 10 | U | 10 | U | 10 | U | 10 | U |
| ACETONE | 5.0 | U | 5.0 | U | 5.0 | U | 5.0 | U | 5.0 | U | 5.0 | U | 5.0 | U | 5.0 | U |
| BENZENE | 5.0 | U | 5.0 | U | 5.0 | U | 5.0 | U | 5.0 | U | 5.0 | U | 5.0 | U | 5.0 | U |
| BROMODICHLOROMETHANE | 5.0 | U | 5.0 | U | 5.0 | U | 5.0 | U | 5.0 | U | 5.0 | U | 5.0 | U | 5.0 | U |
| BROMOFORM | 5.0 | U | 5.0 | U | 5.0 | U | 5.0 | U | 5.0 | U | 5.0 | U | 5.0 | U | 5.0 | U |
| BROMOMETHANE | 10 | U | 10 | U | 5.0 | U | 10 | U | 10 | U | 10 | U | 10 | U | 10 | U |
| CARBON DISULFIDE | 5.0 | U | 5.0 | U | 5.0 | U | 5.0 | U | 5.0 | U | 5.0 | U | 5.0 | U | 5.0 | U |
| CARBON TETRACHLORIDE | 5.0 | U | 5.0 | U | 5.0 | U | 5.0 | U | 5.0 | U | 5.0 | U | 5.0 | U | 5.0 | U |
| CHLOROBENZENE | 5.0 | U | 5.0 | U | 5.0 | U | 5.0 | U | 5.0 | U | 5.0 | U | 5.0 | U | 5.0 | U |
| CHLOROETHANE | 10 | U | 10 | U | 10 | U | 10 | U | 10 | U | 10 | U | 10 | U | 10 | U |
| CHLOROFORM | 5.0 | U | 5.0 | U | 5.0 | U | 5.0 | U | 5.0 | U | 5.0 | U | 5.0 | U | 5.0 | U |
| CHLOROMETHANE | 10 | U | 10 | U | 10 | U | 10 | U | 10 | U | 10 | U | 10 | U | 10 | U |

U = Not Detected, J = Estimated

# TABLE 39 (Continued)
# SUMMARY OF ANALYTICAL TESTING RESULTS AT MOOG, INC.

**Second Quarter 2021 (Concentration in ug/l)**

| COMPOUND | MW-1B | | MW-2A | | MW-2B | | MW-3 | | MW-4 | | MW-5 | | MW-6 | | MW-7 | |
|---|---|---|---|---|---|---|---|---|---|---|---|---|---|---|---|---|
| CYCLOHEXANE | 5.0 | U | 5.0 | U | 5.0 | U | 5.0 | U | 5.0 | U | 5.0 | U | 5.0 | U | 5.0 | U |
| DIBROMOCHLOROMETHANE | 5.0 | U | 5.0 | U | 5.0 | U | 5.0 | U | 5.0 | U | 5.0 | U | 5.0 | U | 5.0 | U |
| DICHLORODIFLUOROMETHANE (CFC 12) | 10 | U | 10 | U | 10 | U | 10 | U | 10 | U | 10 | U | 10 | U | 10 | U |
| DICHLOROMETHANE | 5.0 | U | 5.0 | U | 5.0 | U | 5.0 | U | 5.0 | U | 5.0 | U | 5.0 | U | 5.0 | U |
| ETHYLBENZENE | 5.0 | U | 5.0 | U | 5.0 | U | 5.0 | U | 5.0 | U | 5.0 | U | 5.0 | U | 5.0 | U |
| ISOPROPYLBENZENE (CUMENE) | 5.0 | U | 5.0 | U | 5.0 | U | 5.0 | U | 5.0 | U | 5.0 | U | 5.0 | U | 5.0 | U |
| METHYL ACETATE | 5.0 | U | 5.0 | U | 5.0 | U | 5.0 | U | 5.0 | U | 5.0 | U | 5.0 | U | 5.0 | U |
| METHYL TERT-BUTYL ETHER | 5.0 | U | 5.0 | U | 5.0 | U | 5.0 | U | 5.0 | U | 5.0 | U | 5.0 | U | 5.0 | U |
| METHYLCYCLOHEXANE | 5.0 | U | 5.0 | U | 5.0 | U | 5.0 | U | 5.0 | U | 5.0 | U | 5.0 | U | 5.0 | U |
| STYRENE | 5.0 | U | 5.0 | U | 5.0 | U | 5.0 | U | 5.0 | U | 5.0 | U | 5.0 | U | 5.0 | U |
| TETRACHLOROETHENE (PCE) | 5.0 | U | 5.0 | U | 5.0 | U | 5.0 | U | 5.0 | U | 5.0 | U | 5.0 | U | 5.0 | U |
| TOLUENE | 5.0 | U | 5.0 | U | 5.0 | U | 5.0 | U | 5.0 | U | 5.0 | U | 5.0 | U | 5.0 | U |
| TRICHLOROETHENE (TCE) | 5.0 | U | 5.0 | U | 6.5 | | 5.0 | U | 5.0 | U | 5.0 | U | 5.0 | U | 5.0 | U |
| TRICHLOROFLUOROMETHANE (CFC 11) | 5.0 | U | 5.0 | U | 5.0 | U | 5.0 | U | 5.0 | U | 5.0 | U | 5.0 | U | 5.0 | U |
| VINYL CHLORIDE | 10 | U | 10 | U | 46 | | 10 | U | 10 | U | 10 | U | 10 | U | 10 | U |
| CIS-1,2-DICHLOROETHENE | 5.0 | U | 5.0 | U | 34 | | 5.0 | U | 5.0 | U | 5.0 | U | 5.0 | U | 5.0 | U |
| CIS-1,3-DICHLOROPROPENE | 5.0 | U | 5.0 | U | 5.0 | U | 5.0 | U | 5.0 | U | 5.0 | U | 5.0 | U | 5.0 | U |
| M,P-XYLENES | 5.0 | U | 5.0 | U | 5.0 | U | 5.0 | U | 5.0 | U | 5.0 | U | 5.0 | U | 5.0 | U |
| O-XYLENE | 5.0 | U | 5.0 | U | 5.0 | U | 5.0 | U | 5.0 | U | 5.0 | U | 5.0 | U | 5.0 | U |
| TRANS-1,2-DICHLOROETHENE | 5.0 | U | 5.0 | U | 9.6 | | 5.0 | U | 5.0 | U | 5.0 | U | 5.0 | U | 5.0 | U |
| TRANS-1,3-DICHLOROPROPENE | 5.0 | U | 5.0 | U | 5.0 | U | 5.0 | U | 5.0 | U | 5.0 | U | 5.0 | U | 5.0 | U |

U = Not Detected, J= Estimated, B=Found in Method Blank

# TABLE 40
## SUMMARY OF ANALYTICAL TESTING RESULTS AT MOOG, INC.
Third Quarter 2021 (Concentrations in ug/l)

| COMPOUND | MW-1B | | MW-2A | | MW-2B | | MW-3 | | MW-4 | | MW-5 | | MW-6 | | MW-7 | |
|---|---|---|---|---|---|---|---|---|---|---|---|---|---|---|---|---|
| 1,1,1-TRICHLOROETHANE (TCA) | 5.0 | U | 5.0 | U | 5.2 | | 5.0 | U | 5.0 | U | 5.0 | U | 5.0 | U | 5.0 | U |
| 1,1,2,2-TETRACHLOROETHANE | 5.0 | U | 5.0 | U | 5.0 | U | 5.0 | U | 5.0 | U | 5.0 | U | 5.0 | U | 5.0 | U |
| 1,1,2-TRICHLOROETHANE | 5.0 | U | 5.0 | U | 5.0 | U | 5.0 | U | 5.0 | U | 5.0 | U | 5.0 | U | 5.0 | U |
| 1,1,2-TRICHLOROTRIFLUOROETHANE (CFC 113) | 5.0 | U | 5.0 | U | 33 | | 5.0 | U | 5.0 | U | 5.0 | U | 5.0 | U | 5.0 | U |
| 1,1-DICHLOROETHANE (1,1-DCA) | 5.0 | U | 5.0 | U | 190 | | 5.0 | U | 5.0 | U | 5.0 | U | 5.0 | U | 5.0 | U |
| 1,1-DICHLOROETHENE (1,1-DCE) | 5.0 | U | 5.0 | U | 10 | | 5.0 | U | 5.0 | U | 5.0 | U | 5.0 | U | 5.0 | U |
| 1,2,4-TRICHLOROBENZENE | 5.0 | U | 5.0 | U | 5.0 | U | 5.0 | U | 5.0 | U | 5.0 | U | 5.0 | U | 5.0 | U |
| 1,2-DIBROMO-3-CHLOROPROPANE (DBCP) | 10 | U | 10 | U | 5.0 | U | 10 | U | 10 | U | 10 | U | 10 | U | 10 | U |
| 1,2-DIBROMOETHANE | 5.0 | U | 5.0 | U | 5.0 | U | 5.0 | U | 5.0 | U | 5.0 | U | 5.0 | U | 5.0 | U |
| 1,2-DICHLOROBENZENE | 5.0 | U | 5.0 | U | 5.0 | U | 5.0 | U | 5.0 | U | 5.0 | U | 5.0 | U | 5.0 | U |
| 1,2-DICHLOROETHANE | 5.0 | U | 5.0 | U | 5.0 | U | 5.0 | U | 5.0 | U | 5.0 | U | 5.0 | U | 5.0 | U |
| 1,2-DICHLOROPROPANE | 5.0 | U | 5.0 | U | 5.0 | U | 5.0 | U | 5.0 | U | 5.0 | U | 5.0 | U | 5.0 | U |
| 1,3-DICHLOROBENZENE | 5.0 | U | 5.0 | U | 5.0 | U | 5.0 | U | 5.0 | U | 5.0 | U | 5.0 | U | 5.0 | U |
| 1,4-DICHLOROBENZENE | 5.0 | U | 5.0 | U | 5.0 | U | 5.0 | U | 5.0 | U | 5.0 | U | 5.0 | U | 5.0 | U |
| 2-BUTANONE (MEK) | 10 | U | 10 | U | 10 | U | 10 | U | 10 | U | 10 | U | 10 | U | 10 | U |
| 2-HEXANONE | 10 | U | 10 | U | 10 | U | 10 | U | 10 | U | 10 | U | 10 | U | 10 | U |
| 4-METHYL-2-PENTANONE | 10 | U | 10 | U | 10 | U | 10 | U | 10 | U | 10 | U | 10 | U | 10 | U |
| ACETONE | 5.0 | U | 5.0 | U | 5.0 | U | 5.0 | U | 5.0 | U | 5.0 | U | 5.0 | U | 5.0 | U |
| BENZENE | 5.0 | U | 5.0 | U | 5.0 | U | 5.0 | U | 5.0 | U | 5.0 | U | 5.0 | U | 5.0 | U |
| BROMODICHLOROMETHANE | 5.0 | U | 5.0 | U | 5.0 | U | 5.0 | U | 5.0 | U | 5.0 | U | 5.0 | U | 5.0 | U |
| BROMOFORM | 5.0 | U | 5.0 | U | 5.0 | U | 5.0 | U | 5.0 | U | 5.0 | U | 5.0 | U | 5.0 | U |
| BROMOMETHANE | 10 | U | 10 | U | 5.0 | U | 10 | U | 10 | U | 10 | U | 10 | U | 10 | U |
| CARBON DISULFIDE | 5.0 | U | 5.0 | U | 5.0 | U | 5.0 | U | 5.0 | U | 5.0 | U | 5.0 | U | 5.0 | U |
| CARBON TETRACHLORIDE | 5.0 | U | 5.0 | U | 5.0 | U | 5.0 | U | 5.0 | U | 5.0 | U | 5.0 | U | 5.0 | U |
| CHLOROBENZENE | 5.0 | U | 5.0 | U | 5.0 | U | 5.0 | U | 5.0 | U | 5.0 | U | 5.0 | U | 5.0 | U |
| CHLOROETHANE | 10 | U | 10 | U | 10 | U | 10 | U | 10 | U | 10 | U | 10 | U | 10 | U |
| CHLOROFORM | 5.0 | U | 5.0 | U | 5.0 | U | 5.0 | U | 5.0 | U | 5.0 | U | 5.0 | U | 5.0 | U |
| CHLOROMETHANE | 10 | U | 10 | U | 10 | U | 10 | U | 10 | U | 10 | U | 10 | U | 10 | U |

U = Not Detected, J = Estimated

# TABLE 40 (Continued)
# SUMMARY OF ANALYTICAL TESTING RESULTS AT MOOG, INC.

**Third Quarter 2021 (Concentration in ug/l)**

| COMPOUND | MW-1B | | MW-2A | | MW-2B | | MW-3 | | MW-4 | | MW-5 | | MW-6 | | MW-7 | |
|---|---|---|---|---|---|---|---|---|---|---|---|---|---|---|---|---|
| CYCLOHEXANE | 5.0 | U | 5.0 | U | 5.0 | U | 5.0 | U | 5.0 | U | 5.0 | U | 5.0 | U | 5.0 | U |
| DIBROMOCHLOROMETHANE | 5.0 | U | 5.0 | U | 5.0 | U | 5.0 | U | 5.0 | U | 5.0 | U | 5.0 | U | 5.0 | U |
| DICHLORODIFLUOROMETHANE (CFC 12) | 10 | U | 10 | U | 10 | U | 10 | U | 10 | U | 10 | U | 10 | U | 10 | U |
| DICHLOROMETHANE | 5.0 | U | 5.0 | U | 5.0 | U | 5.0 | U | 5.0 | U | 5.0 | U | 5.0 | U | 5.0 | U |
| ETHYLBENZENE | 5.0 | U | 5.0 | U | 5.0 | U | 5.0 | U | 5.0 | U | 5.0 | U | 5.0 | U | 5.0 | U |
| ISOPROPYLBENZENE (CUMENE) | 5.0 | U | 5.0 | U | 5.0 | U | 5.0 | U | 5.0 | U | 5.0 | U | 5.0 | U | 5.0 | U |
| METHYL ACETATE | 5.0 | U | 5.0 | U | 5.0 | U | 5.0 | U | 5.0 | U | 5.0 | U | 5.0 | U | 5.0 | U |
| METHYL TERT-BUTYL ETHER | 5.0 | U | 5.0 | U | 5.0 | U | 5.0 | U | 5.0 | U | 5.0 | U | 5.0 | U | 5.0 | U |
| METHYLCYCLOHEXANE | 5.0 | U | 5.0 | U | 5.0 | U | 5.0 | U | 5.0 | U | 5.0 | U | 5.0 | U | 5.0 | U |
| STYRENE | 5.0 | U | 5.0 | U | 5.0 | U | 5.0 | U | 5.0 | U | 5.0 | U | 5.0 | U | 5.0 | U |
| TETRACHLOROETHENE (PCE) | 5.0 | U | 5.0 | U | 5.0 | U | 5.0 | U | 5.0 | U | 5.0 | U | 5.0 | U | 5.0 | U |
| TOLUENE | 5.0 | U | 5.0 | U | 5.0 | U | 5.0 | U | 5.0 | U | 5.0 | U | 5.0 | U | 5.0 | U |
| TRICHLOROETHENE (TCE) | 5.0 | U | 5.0 | U | 12 | | 5.0 | U | 5.0 | U | 5.0 | U | 5.0 | U | 5.0 | U |
| TRICHLOROFLUOROMETHANE (CFC 11) | 5.0 | U | 5.0 | U | 5.0 | U | 5.0 | U | 5.0 | U | 5.0 | U | 5.0 | U | 5.0 | U |
| VINYL CHLORIDE | 10 | U | 10 | U | 84 | | 10 | U | 10 | U | 10 | U | 10 | U | 10 | U |
| CIS-1,2-DICHLOROETHENE | 5.0 | U | 5.0 | U | 89 | | 5.0 | U | 5.0 | U | 5.0 | U | 5.0 | U | 5.0 | U |
| CIS-1,3-DICHLOROPROPENE | 5.0 | U | 5.0 | U | 5.0 | U | 5.0 | U | 5.0 | U | 5.0 | U | 5.0 | U | 5.0 | U |
| M,P-XYLENES | 5.0 | U | 5.0 | U | 5.0 | U | 5.0 | U | 5.0 | U | 5.0 | U | 5.0 | U | 5.0 | U |
| O-XYLENE | 5.0 | U | 5.0 | U | 5.0 | U | 5.0 | U | 5.0 | U | 5.0 | U | 5.0 | U | 5.0 | U |
| TRANS-1,2-DICHLOROETHENE | 5.0 | U | 5.0 | U | 25 | | 5.0 | U | 5.0 | U | 5.0 | U | 5.0 | U | 5.0 | U |
| TRANS-1,3-DICHLOROPROPENE | 5.0 | U | 5.0 | U | 5.0 | U | 5.0 | U | 5.0 | U | 5.0 | U | 5.0 | U | 5.0 | U |

U = Not Detected, J= Estimated, B=Found in Method Blank

# TABLE 41
## SUMMARY OF ANALYTICAL TESTING RESULTS AT MOOG, INC.
Fourth Quarter 2021 (Concentrations in ug/l)

| COMPOUND | MW-1B | | MW-2A | | MW-2B | | MW-3 | | MW-4 | | MW-5 | | MW-6 | | MW-7 | |
|---|---|---|---|---|---|---|---|---|---|---|---|---|---|---|---|---|
| 1,1,1-TRICHLOROETHANE (TCA) | 5.0 | U | 5.0 | U | 5.0 | U | 5.0 | U | 5.0 | U | 5.0 | U | 5.0 | U | 5.0 | U |
| 1,1,2,2-TETRACHLOROETHANE | 5.0 | U | 5.0 | U | 5.0 | U | 5.0 | U | 5.0 | U | 5.0 | U | 5.0 | U | 5.0 | U |
| 1,1,2-TRICHLOROETHANE | 5.0 | U | 5.0 | U | 5.0 | U | 5.0 | U | 5.0 | U | 5.0 | U | 5.0 | U | 5.0 | U |
| 1,1,2-TRICHLOROTRIFLUOROETHANE (CFC 113) | 5.0 | U | 5.0 | U | 21 | | 5.0 | U | 5.0 | U | 5.0 | U | 5.0 | U | 5.0 | U |
| 1,1-DICHLOROETHANE (1,1-DCA) | 5.0 | U | 5.0 | U | 220 | | 5.0 | U | 5.1 | | 5.0 | U | 5.0 | U | 5.0 | U |
| 1,1-DICHLOROETHENE (1,1-DCE) | 5.0 | U | 5.0 | U | 16 | | 5.0 | U | 5.0 | U | 5.0 | U | 5.0 | U | 5.0 | U |
| 1,2,4-TRICHLOROBENZENE | 5.0 | U | 5.0 | U | 5.0 | U | 5.0 | U | 5.0 | U | 5.0 | U | 5.0 | U | 5.0 | U |
| 1,2-DIBROMO-3-CHLOROPROPANE (DBCP) | 10 | U | 10 | U | 5.0 | U | 10 | U | 10 | U | 10 | U | 10 | U | 10 | U |
| 1,2-DIBROMOETHANE | 5.0 | U | 5.0 | U | 5.0 | U | 5.0 | U | 5.0 | U | 5.0 | U | 5.0 | U | 5.0 | U |
| 1,2-DICHLOROBENZENE | 5.0 | U | 5.0 | U | 5.0 | U | 5.0 | U | 5.0 | U | 5.0 | U | 5.0 | U | 5.0 | U |
| 1,2-DICHLOROETHANE | 5.0 | U | 5.0 | U | 5.0 | U | 5.0 | U | 5.0 | U | 5.0 | U | 5.0 | U | 5.0 | U |
| 1,2-DICHLOROPROPANE | 5.0 | U | 5.0 | U | 5.0 | U | 5.0 | U | 5.0 | U | 5.0 | U | 5.0 | U | 5.0 | U |
| 1,3-DICHLOROBENZENE | 5.0 | U | 5.0 | U | 5.0 | U | 5.0 | U | 5.0 | U | 5.0 | U | 5.0 | U | 5.0 | U |
| 1,4-DICHLOROBENZENE | 5.0 | U | 5.0 | U | 5.0 | U | 5.0 | U | 5.0 | U | 5.0 | U | 5.0 | U | 5.0 | U |
| 2-BUTANONE (MEK) | 10 | U | 10 | U | 10 | U | 10 | U | 10 | U | 10 | U | 10 | U | 10 | U |
| 2-HEXANONE | 10 | U | 10 | U | 10 | U | 10 | U | 10 | U | 10 | U | 10 | U | 10 | U |
| 4-METHYL-2-PENTANONE | 10 | U | 10 | U | 10 | U | 10 | U | 10 | U | 10 | U | 10 | U | 10 | U |
| ACETONE | 5.0 | U | 5.0 | U | 5.0 | U | 5.0 | U | 5.0 | U | 5.0 | U | 5.0 | U | 5.0 | U |
| BENZENE | 5.0 | U | 5.0 | U | 5.0 | U | 5.0 | U | 5.0 | U | 5.0 | U | 5.0 | U | 5.0 | U |
| BROMODICHLOROMETHANE | 5.0 | U | 5.0 | U | 5.0 | U | 5.0 | U | 5.0 | U | 5.0 | U | 5.0 | U | 5.0 | U |
| BROMOFORM | 5.0 | U | 5.0 | U | 5.0 | U | 5.0 | U | 5.0 | U | 5.0 | U | 5.0 | U | 5.0 | U |
| BROMOMETHANE | 10 | U | 10 | U | 5.0 | U | 10 | U | 10 | U | 10 | U | 10 | U | 10 | U |
| CARBON DISULFIDE | 5.0 | U | 5.0 | U | 5.0 | U | 5.0 | U | 5.0 | U | 5.0 | U | 5.0 | U | 5.0 | U |
| CARBON TETRACHLORIDE | 5.0 | U | 5.0 | U | 5.0 | U | 5.0 | U | 5.0 | U | 5.0 | U | 5.0 | U | 5.0 | U |
| CHLOROBENZENE | 5.0 | U | 5.0 | U | 5.0 | U | 5.0 | U | 5.0 | U | 5.0 | U | 5.0 | U | 5.0 | U |
| CHLOROETHANE | 10 | U | 10 | U | 10 | U | 10 | U | 10 | U | 10 | U | 10 | U | 10 | U |
| CHLOROFORM | 5.0 | U | 5.0 | U | 5.0 | U | 5.0 | U | 5.0 | U | 5.0 | U | 5.0 | U | 5.0 | U |
| CHLOROMETHANE | 10 | U | 10 | U | 10 | U | 10 | U | 10 | U | 10 | U | 10 | U | 10 | U |

U = Not Detected, J = Estimated

# TABLE 41 (Continued)
# SUMMARY OF ANALYTICAL TESTING RESULTS AT MOOG, INC.

Fourth Quarter 2021 (Concentration in ug/l)

| COMPOUND | MW-1B | | MW-2A | | MW-2B | | MW-3 | | MW-4 | | MW-5 | | MW-6 | | MW-7 | |
|---|---|---|---|---|---|---|---|---|---|---|---|---|---|---|---|---|
| CYCLOHEXANE | 5.0 | U | 5.0 | U | 5.0 | U | 5.0 | U | 5.0 | U | 5.0 | U | 5.0 | U | 5.0 | U |
| DIBROMOCHLOROMETHANE | 5.0 | U | 5.0 | U | 5.0 | U | 5.0 | U | 5.0 | U | 5.0 | U | 5.0 | U | 5.0 | U |
| DICHLORODIFLUOROMETHANE (CFC 12) | 10 | U | 10 | U | 10 | U | 10 | U | 10 | U | 10 | U | 10 | U | 10 | U |
| DICHLOROMETHANE | 5.0 | U | 5.0 | U | 5.0 | U | 5.0 | U | 5.0 | U | 5.0 | U | 5.0 | U | 5.0 | U |
| ETHYLBENZENE | 5.0 | U | 5.0 | U | 5.0 | U | 5.0 | U | 5.0 | U | 5.0 | U | 5.0 | U | 5.0 | U |
| ISOPROPYLBENZENE (CUMENE) | 5.0 | U | 5.0 | U | 5.0 | U | 5.0 | U | 5.0 | U | 5.0 | U | 5.0 | U | 5.0 | U |
| METHYL ACETATE | 5.0 | U | 5.0 | U | 5.0 | U | 5.0 | U | 5.0 | U | 5.0 | U | 5.0 | U | 5.0 | U |
| METHYL TERT-BUTYL ETHER | 5.0 | U | 5.0 | U | 5.0 | U | 5.0 | U | 5.0 | U | 5.0 | U | 5.0 | U | 5.0 | U |
| METHYLCYCLOHEXANE | 5.0 | U | 5.0 | U | 5.0 | U | 5.0 | U | 5.0 | U | 5.0 | U | 5.0 | U | 5.0 | U |
| STYRENE | 5.0 | U | 5.0 | U | 5.0 | U | 5.0 | U | 5.0 | U | 5.0 | U | 5.0 | U | 5.0 | U |
| TETRACHLOROETHENE (PCE) | 5.0 | U | 5.0 | U | 5.0 | U | 5.0 | U | 5.0 | U | 5.0 | U | 5.0 | U | 5.0 | U |
| TOLUENE | 5.0 | U | 5.0 | U | 5.0 | U | 5.0 | U | 5.0 | U | 5.0 | U | 5.0 | U | 5.0 | U |
| TRICHLOROETHENE (TCE) | 5.0 | U | 5.0 | U | 9.9 | | 5.0 | U | 5.0 | U | 5.0 | U | 5.0 | U | 5.0 | U |
| TRICHLOROFLUOROMETHANE (CFC 11) | 5.0 | U | 5.0 | U | 5.0 | U | 5.0 | U | 5.0 | U | 5.0 | U | 5.0 | U | 5.0 | U |
| VINYL CHLORIDE | 10 | U | 10 | U | 94 | | 10 | U | 10 | U | 10 | U | 10 | U | 10 | U |
| CIS-1,2-DICHLOROETHENE | 5.0 | U | 5.0 | U | 130 | | 5.0 | U | 5.0 | U | 5.0 | U | 5.0 | U | 5.0 | U |
| CIS-1,3-DICHLOROPROPENE | 5.0 | U | 5.0 | U | 5.0 | U | 5.0 | U | 5.0 | U | 5.0 | U | 5.0 | U | 5.0 | U |
| M,P-XYLENES | 5.0 | U | 5.0 | U | 5.0 | U | 5.0 | U | 5.0 | U | 5.0 | U | 5.0 | U | 5.0 | U |
| O-XYLENE | 5.0 | U | 5.0 | U | 5.0 | U | 5.0 | U | 5.0 | U | 5.0 | U | 5.0 | U | 5.0 | U |
| TRANS-1,2-DICHLOROETHENE | 5.0 | U | 5.0 | U | 36 | | 5.0 | U | 5.0 | U | 5.0 | U | 5.0 | U | 5.0 | U |
| TRANS-1,3-DICHLOROPROPENE | 5.0 | U | 5.0 | U | 5.0 | U | 5.0 | U | 5.0 | U | 5.0 | U | 5.0 | U | 5.0 | U |

U = Not Detected, J= Estimated, B=Found in Method Blank

# TABLE 42

## SUMMARY OF ANALYTICAL TESTING RESULTS AT MOOG, INC.

First Quarter 2022 (Concentrations in ug/l)

| COMPOUND | MW-1B | | MW-2A | | MW-2B | | MW-3 | | MW-4 | | MW-5 | | MW-6 | | MW-7 | |
|---|---|---|---|---|---|---|---|---|---|---|---|---|---|---|---|---|
| 1,1,1-TRICHLOROETHANE (TCA) | 5.0 | U | 5.0 | U | 5.0 | U | 5.0 | U | 5.0 | U | 5.0 | U | 5.0 | U | 5.0 | U |
| 1,1,2,2-TETRACHLOROETHANE | 5.0 | U | 5.0 | U | 5.0 | U | 5.0 | U | 5.0 | U | 5.0 | U | 5.0 | U | 5.0 | U |
| 1,1,2-TRICHLOROETHANE | 5.0 | U | 5.0 | U | 5.0 | U | 5.0 | U | 5.0 | U | 5.0 | U | 5.0 | U | 5.0 | U |
| 1,1,2-TRICHLOROTRIFLUOROETHANE (CFC 113) | 5.0 | U | 5.0 | U | 24 | | 5.0 | U | 5.0 | U | 5.0 | U | 5.0 | U | 5.0 | U |
| 1,1-DICHLOROETHANE (1,1-DCA) | 5.0 | U | 5.0 | U | 200 | | 5.0 | U | 5.0 | U | 5.0 | U | 5.0 | U | 5.0 | U |
| 1,1-DICHLOROETHENE (1,1-DCE) | 5.0 | U | 5.0 | U | 10 | U | 5.0 | U | 5.0 | U | 5.0 | U | 5.0 | U | 5.0 | U |
| 1,2,4-TRICHLOROBENZENE | 5.0 | U | 5.0 | U | 5.0 | U | 5.0 | U | 5.0 | U | 5.0 | U | 5.0 | U | 5.0 | U |
| 1,2-DIBROMO-3-CHLOROPROPANE (DBCP) | 10 | U | 10 | U | 5.0 | U | 10 | U | 10 | U | 10 | U | 10 | U | 10 | U |
| 1,2-DIBROMOETHANE | 5.0 | U | 5.0 | U | 5.0 | U | 5.0 | U | 5.0 | U | 5.0 | U | 5.0 | U | 5.0 | U |
| 1,2-DICHLOROBENZENE | 5.0 | U | 5.0 | U | 5.0 | U | 5.0 | U | 5.0 | U | 5.0 | U | 5.0 | U | 5.0 | U |
| 1,2-DICHLOROETHANE | 5.0 | U | 5.0 | U | 5.0 | U | 5.0 | U | 5.0 | U | 5.0 | U | 5.0 | U | 5.0 | U |
| 1,2-DICHLOROPROPANE | 5.0 | U | 5.0 | U | 5.0 | U | 5.0 | U | 5.0 | U | 5.0 | U | 5.0 | U | 5.0 | U |
| 1,3-DICHLOROBENZENE | 5.0 | U | 5.0 | U | 5.0 | U | 5.0 | U | 5.0 | U | 5.0 | U | 5.0 | U | 5.0 | U |
| 1,4-DICHLOROBENZENE | 5.0 | U | 5.0 | U | 5.0 | U | 5.0 | U | 5.0 | U | 5.0 | U | 5.0 | U | 5.0 | U |
| 2-BUTANONE (MEK) | 10 | U | 10 | U | 10 | U | 10 | U | 10 | U | 10 | U | 10 | U | 10 | U |
| 2-HEXANONE | 10 | U | 10 | U | 10 | U | 10 | U | 10 | U | 10 | U | 10 | U | 10 | U |
| 4-METHYL-2-PENTANONE | 10 | U | 10 | U | 10 | U | 10 | U | 10 | U | 10 | U | 10 | U | 10 | U |
| ACETONE | 5.0 | U | 5.0 | U | 5.0 | U | 5.0 | U | 5.0 | U | 5.0 | U | 5.0 | U | 5.0 | U |
| BENZENE | 5.0 | U | 5.0 | U | 5.0 | U | 5.0 | U | 5.0 | U | 5.0 | U | 5.0 | U | 5.0 | U |
| BROMODICHLOROMETHANE | 5.0 | U | 5.0 | U | 5.0 | U | 5.0 | U | 5.0 | U | 5.0 | U | 5.0 | U | 5.0 | U |
| BROMOFORM | 5.0 | U | 5.0 | U | 5.0 | U | 5.0 | U | 5.0 | U | 5.0 | U | 5.0 | U | 5.0 | U |
| BROMOMETHANE | 10 | U | 10 | U | 5.0 | U | 10 | U | 10 | U | 10 | U | 10 | U | 10 | U |
| CARBON DISULFIDE | 5.0 | U | 5.0 | U | 5.0 | U | 5.0 | U | 5.0 | U | 5.0 | U | 5.0 | U | 5.0 | U |
| CARBON TETRACHLORIDE | 5.0 | U | 5.0 | U | 5.0 | U | 5.0 | U | 5.0 | U | 5.0 | U | 5.0 | U | 5.0 | U |
| CHLOROBENZENE | 5.0 | U | 5.0 | U | 5.0 | U | 5.0 | U | 5.0 | U | 5.0 | U | 5.0 | U | 5.0 | U |
| CHLOROETHANE | 10 | U | 10 | U | 10 | U | 10 | U | 10 | U | 10 | U | 10 | U | 10 | U |
| CHLOROFORM | 5.0 | U | 5.0 | U | 5.0 | U | 5.0 | U | 5.0 | U | 5.0 | U | 5.0 | U | 5.0 | U |
| CHLOROMETHANE | 10 | U | 10 | U | 10 | U | 10 | U | 10 | U | 10 | U | 10 | U | 10 | U |

U = Not Detected, J = Estimated

# TABLE 42 (Continued)
# SUMMARY OF ANALYTICAL TESTING RESULTS AT MOOG, INC.

**First Quarter 2022 (Concentration in ug/l)**

| COMPOUND | MW-1B | | MW-2A | | MW-2B | | MW-3 | | MW-4 | | MW-5 | | MW-6 | | MW-7 | |
|---|---|---|---|---|---|---|---|---|---|---|---|---|---|---|---|---|
| CYCLOHEXANE | 5.0 | U | 5.0 | U | 5.0 | U | 5.0 | U | 5.0 | U | 5.0 | U | 5.0 | U | 5.0 | U |
| DIBROMOCHLOROMETHANE | 5.0 | U | 5.0 | U | 5.0 | U | 5.0 | U | 5.0 | U | 5.0 | U | 5.0 | U | 5.0 | U |
| DICHLORODIFLUOROMETHANE (CFC 12) | 10 | U | 10 | U | 10 | U | 10 | U | 10 | U | 10 | U | 10 | U | 10 | U |
| DICHLOROMETHANE | 5.0 | U | 5.0 | U | 5.0 | U | 5.0 | U | 5.0 | U | 5.0 | U | 5.0 | U | 5.0 | U |
| ETHYLBENZENE | 5.0 | U | 5.0 | U | 5.0 | U | 5.0 | U | 5.0 | U | 5.0 | U | 5.0 | U | 5.0 | U |
| ISOPROPYLBENZENE (CUMENE) | 5.0 | U | 5.0 | U | 5.0 | U | 5.0 | U | 5.0 | U | 5.0 | U | 5.0 | U | 5.0 | U |
| METHYL ACETATE | 5.0 | U | 5.0 | U | 5.0 | U | 5.0 | U | 5.0 | U | 5.0 | U | 5.0 | U | 5.0 | U |
| METHYL TERT-BUTYL ETHER | 5.0 | U | 5.0 | U | 5.0 | U | 5.0 | U | 5.0 | U | 5.0 | U | 5.0 | U | 5.0 | U |
| METHYLCYCLOHEXANE | 5.0 | U | 5.0 | U | 5.0 | U | 5.0 | U | 5.0 | U | 5.0 | U | 5.0 | U | 5.0 | U |
| STYRENE | 5.0 | U | 5.0 | U | 5.0 | U | 5.0 | U | 5.0 | U | 5.0 | U | 5.0 | U | 5.0 | U |
| TETRACHLOROETHENE (PCE) | 5.0 | U | 5.0 | U | 5.0 | U | 5.0 | U | 5.0 | U | 5.0 | U | 5.0 | U | 5.0 | U |
| TOLUENE | 5.0 | U | 5.0 | U | 5.0 | U | 5.0 | U | 5.0 | U | 5.0 | U | 5.0 | U | 5.0 | U |
| TRICHLOROETHENE (TCE) | 5.0 | U | 5.0 | U | 10 | U | 5.0 | U | 5.0 | U | 5.0 | U | 5.0 | U | 5.0 | U |
| TRICHLOROFLUOROMETHANE (CFC 11) | 5.0 | U | 5.0 | U | 5.0 | U | 5.0 | U | 5.0 | U | 5.0 | U | 5.0 | U | 5.0 | U |
| VINYL CHLORIDE | 10 | U | 10 | U | 60 | | 10 | U | 10 | U | 10 | U | 10 | U | 10 | U |
| CIS-1,2-DICHLOROETHENE | 5.0 | U | 5.0 | U | 59 | | 5.0 | U | 5.0 | U | 5.0 | U | 5.0 | U | 5.0 | U |
| CIS-1,3-DICHLOROPROPENE | 5.0 | U | 5.0 | U | 5.0 | U | 5.0 | U | 5.0 | U | 5.0 | U | 5.0 | U | 5.0 | U |
| M,P-XYLENES | 5.0 | U | 5.0 | U | 5.0 | U | 5.0 | U | 5.0 | U | 5.0 | U | 5.0 | U | 5.0 | U |
| O-XYLENE | 5.0 | U | 5.0 | U | 5.0 | U | 5.0 | U | 5.0 | U | 5.0 | U | 5.0 | U | 5.0 | U |
| TRANS-1,2-DICHLOROETHENE | 5.0 | U | 5.0 | U | 17 | | 5.0 | U | 5.0 | U | 5.0 | U | 5.0 | U | 5.0 | U |
| TRANS-1,3-DICHLOROPROPENE | 5.0 | U | 5.0 | U | 5.0 | U | 5.0 | U | 5.0 | U | 5.0 | U | 5.0 | U | 5.0 | U |

U = Not Detected, J= Estimated, B=Found in Method Blank

# APPENDIX

Subslab Depressurization Inspection Logs
Annual Inspection Form
Cross Section of Groundwater Wells
Borehole Logs
Typical Depressurization Vent and Exhaust Piping
Location of SSD System Suction Points and Vacuum Test Points
Site Map of Site # 615164
Second Quarter 2020 Quarterly Report
Third Quarter 2020 Quarterly Report
Fourth Quarter 2020 Quarterly Report
First Quarter 2021 Quarterly Report

This document does not contain Technical Data or Technology as defined in the ITAR Part 120.10 or EAR Part 772

SVI Subslab Depressurization System Inspection - Weekly Check - 2019

| January – December 2020 (for each week starting on dates shown below) | | | | | | | | | | | | |
|---|---|---|---|---|---|---|---|---|---|---|---|---|
| 1/5/2020 | ☒ | 1/12/2020 | ☒ | 1/19/2020 | ☒ | 1/26/2020 | ☒ | 2/2/2020 | ☒ | 2/9/2020 | ☒ | 2/16/2020 ☒ |
| 2/23/2020 | ☒ | 3/1/2020 | ☒ | 3/8/2020 | ☒ | 3/15/2020 | ☒ | 3/22/2020 | ☒ | 3/29/2020 | ☒ | 4/5/2020 ☒ |
| 4/12/2020 | ☒ | 4/19/2020 | ☒ | 4/26/2020 | ☒ | 5/3/2020 | ☒ | 5/10/2020 | ☒ | 5/17/2020 | ☒ | 5/24/2020 ☒ |
| 5/31/2020 | ☒ | 6/7/2020 | ☒ | 6/14/2020 | ☒ | 6/21/2020 | ☒ | 6/28/2020 | ☒ | 7/5/2020 | ☒ | 7/12/2020 ☒ |
| 7/19/2020 | ☒ | 7/26/2020 | ☒ | 8/2/2020 | ☒ | 8/9/2020 | ☒ | 8/16/2020 | ☒ | 8/23/2020 | ☒ | 8/30/2020 ☒ |
| 9/6/2020 | ☒ | 9/13/2020 | ☒ | 9/20/2020 | ☒ | 9/27/2020 | ☒ | 10/4/2020 | ☒ | 10/11/2020 | ☒ | 10/18/2020 ☒ |
| 10/25/2020 | ☒ | 11/1/2020 | ☒ | 11/8/2020 | ☒ | 11/15/2020 | ☒ | 11/22/2020 | ☒ | 11/29/2020 | ☒ | 12/6/2020 ☒ |
| 12/13/2020 | ☒ | 12/20/2020 | ☒ | 12/27/2020 | ☒ | | | | | | | |

This Calendar documents that the SVI system shows a manometer difference (illustrating a difference in pressure between inside and outside of the pipe) at each of the three monitoring points. A manometer difference means that the system is functioning properly. The documentation is with an checked box next to each week in the calendar above.

This document does not contain Technical Data or Technology as defined in the ITAR Part 120.10 or EAR Part 772

# SVI Subslab Depressurization System Inspection - Weekly Check - 2021

| January – December 2021 (for each week starting on dates shown below) | | | | | | | | | | | | |
|---|---|---|---|---|---|---|---|---|---|---|---|---|
| 1/3/2021 | ☒ | 1/10/2021 | ☒ | 1/17/2021 | ☒ | 1/24/2021 | ☒ | 1/31/2021 | ☒ | 2/7/2021 | ☒ | 2/14/2021 |
| 2/21/2021 | ☒ | 2/28/2021 | ☒ | 3/7/2021 | ☒ | 3/14/2021 | ☒ | 3/21/2021 | ☒ | 3/28/2021 | ☒ | 4/4/2021 |
| 4/11/2021 | ☒ | 4/18/2021 | ☒ | 4/25/2021 | ☒ | 5/2/2021 | ☒ | 5/9/2021 | ☒ | 5/16/2021 | ☒ | 5/23/2021 |
| 5/30/2021 | ☒ | 6/6/2021 | ☒ | 6/13/2021 | ☒ | 6/20/2021 | ☒ | 6/27/2021 | ☒ | 7/4/2021 | ☒ | 7/11/2021 |
| 7/18/2021 | ☒ | 7/25/2021 | ☒ | 8/1/2021 | ☒ | 8/8/2021 | ☒ | 8/15/2021 | ☒ | 8/22/2021 | ☒ | 8/29/2021 |
| 9/5/2021 | ☒ | 9/12/2021 | ☒ | 9/19/2021 | ☒ | 9/26/2021 | ☒ | 10/3/2021 | ☒ | 10/10/2021 | ☒ | 10/17/2021 |
| 10/24/2021 | ☒ | 10/31/2021 | ☒ | 11/7/2021 | ☒ | 11/14/2021 | ☒ | 11/21/2021 | ☒ | 11/28/2021 | ☒ | 12/5/2021 |
| 12/12/2021 | ☒ | 12/19/2021 | ☒ | 12/26/2021 | ☒ | | | | | | | |

This Calendar documents that the SVI system shows a manometer difference (illustrating a difference in pressure between inside and outside of the pipe) at each of the three monitoring points. A manometer difference means that the system is functioning properly. The documentation is with an checked box next to each week in the calendar above.

This document does not contain Technical Data or Technology as defined in the ITAR Part 120.10 or EAR Part 772

# SVI Subslab Depressurization System Inspection - Weekly Check - 2022

| January – December 2022 (for each week starting on dates shown below) | | | | | | | | | | | | | | |
|---|---|---|---|---|---|---|---|---|---|---|---|---|---|---|
| 1/2/2022 | ☒ | | 1/9/2022 | ☒ | | 1/16/2022 | ☒ | | 1/23/2022 | ☒ | | 1/30/2022 | ☒ | | 2/6/2022 | ☒ | | 2/13/2022 | ☒ |
| 2/20/2022 | ☒ | | 2/27/2022 | ☒ | | 3/6/2022 | ☒ | | 3/13/2022 | ☒ | | 3/20/2022 | ☒ | | 3/27/2022 | ☒ | | 4/3/2022 | ☒ |
| 4/10/2022 | ☒ | | 4/17/2022 | ☒ | | 4/24/2022 | ☒ | | 5/1/2022 | ☒ | | 5/8/2022 | ☒ | | 5/15/2022 | ☒ | | 5/22/2022 | ☒ |
| 5/29/2022 | ☒ | | 6/5/2022 | ☒ | | 6/12/2022 | ☒ | | 6/19/2022 | ☒ | | 6/26/2022 | ☒ | | 7/3/2022 | ☒ | | 7/10/2022 | ☒ |
| 7/17/2022 | ☒ | | 7/24/2022 | ☒ | | 7/31/2022 | ☒ | | 8/7/2022 | ☒ | | 8/14/2022 | ☒ | | 8/21/2022 | ☒ | | 8/28/2022 | ☒ |
| 9/4/2022 | ☒ | | 9/11/2022 | ☒ | | 9/18/2022 | ☒ | | 9/25/2022 | ☐ | | 10/2/2022 | ☐ | | 10/9/2022 | ☐ | | 10/16/2022 | ☐ |
| 10/23/2022 | ☐ | | 10/30/2022 | ☐ | | 11/6/2022 | ☐ | | 11/13/2022 | ☐ | | 11/20/2022 | ☐ | | 11/27/2022 | ☐ | | 12/4/2022 | ☐ |
| 12/11/2022 | ☐ | | 12/18/2022 | ☐ | | 12/25/2022 | ☐ | | | | | | | | | | | | |

This Calendar documents that the SVI system shows a manometer difference (illustrating a difference in pressure between inside and outside of the pipe) at each of the three monitoring points. A manometer difference means that the system is functioning properly. The documentation is with an checked box next to each week in the calendar above.

# APPENDIX 3 – ANNUAL INSPECTION FORM

| Question | Yes | No | Comments |
|---|---|---|---|
| Is the facility in compliance with the industrial control that only industrial, commercial or other non-residential use of the land is being adhered to? | X | | |
| Is the sub slab depressurization system in good working order? | X | | |
| What were the site weather conditions at time of inspection? | | | 68 F, Mostly Cloudy |
| Are any activities being conducted that require the activation of this site management plan or that violate the deed restriction? | | X | |
| Is the facility in compliance with all permits and schedules included in the O&M Plan? | X | | |
| Are site records up to date? Confirm. | X | | |

David M. Harty, P.E.

# BOREHOLE LOG MW-1B

PROJECT: PLANT 11 REMEDIAL EVALUATION
PROJECT NO.: 2830-00-1
LOCATION: EAST AURORA, NEW YORK
SURVEY COORDINATES:
SURVEY DATUM: FINISHED FLOOR ELEV. OF 100 FEET

CLIENT: MOOG, INC.
DRILLING DATES: 10/26/84-10/27/84
DRILLING METHOD: 4.25-inch ID HSA
LOGGED/CHECKED BY: JMA/RHO
SURFACE ELEVATION: 99.81ft.

## SYMBOLS AND DEFINITIONS

SS Split Spoon (2in.ID)
SS3 Split Spoon (3in.ID)
ST Shelby Tube (2.5in.ID)
WR Weight of Rods
NR No Recovery
- Sampler Refusal

JHS HNU reading in jar headspace
GAS Combustible Gas reading in augers

x---x Penetration Resistance ("N" Blows/1.0 ft.)
o---o Moisture Content ("N" %)

| DEPTH (ft.BGS) | ELEVATION (ft AMSL) | SOIL/ROCK DESCRIPTION | SAMPLE NO. / RUN NO. | BLOWS / 6" | RECOVERY (in) | "N"-VALUE | COMMENTS (USCS) |
|---|---|---|---|---|---|---|---|
| | | Dark brown moist SILT LOAM, some roots, grass at top | 1 SS | 2 4 5 8 | 1.4 | 9 | JHS-0.4 ppm |
| 1 | 98.81 | Brown with orange mottling moist SANDY SILT, mostly fine sand, trace gravel, occasional root, till | | | | | |
| 2 | 97.81 | | 2 SS | 7 7 13 20 | 1.2 | 20 | JHS-0.1 ppm |
| 3 | 96.81 | Brown moist-extremely moist SANDY SILT, with trace clay, mostly fine size sand, little shale gravel, till | | | | | |
| 4 | 95.81 | Black dry SHALE BEDROCK, weathered | 3 SS | 8 6 7 8 | 1.0 | 13 | JHS-0.8 ppm |
| 5 | 94.81 | Black dry-moist SHALE BEDROCK, wet along bedding planes, weathered, some silt and clay as matrix with the layered shale | | | | | |
| 6 | 93.81 | | 4 SS | 8 10 13 13 | 1.3 | 23 | JHS-3.2 ppm |
| 7 | 92.81 | | | | | | |
| 8 | 91.81 | | 5 SS | 20 30 100/1" | 1.0 | >130 | JHS-20 ppm |
| 9 | 90.81 | SHALE becoming more competent | | | | | |
| 10 | 89.81 | wet along bedding planes | 6 SS | 32/1" | 0.1 | >32 | JHS-30 ppm |
| 11 | 88.81 | | 7 SS | 100/4" | 0.1 | >100 | |
| 12 | 87.81 | | 8 SS | 100/6" | 0.2 | >100 | JHS-84 ppm |
| 13 | 86.81 | | | | | | |
| 14 | 85.81 | wet along bedding planes water level @12.5' BGS @ 8:30 am 10/27/84 w/augers @ 14' BGS | 9 SS | 100/3" | 0.2 | >100 | JHS-80 ppm |
| 15 | 84.81 | | 10 SS | 100/4" | 0.3 | >100 | JHS-180 ppm |
| 16 | 83.81 | | 11 SS | 100/4" | 0.2 | >100 | JHS-110 ppm |
| 17 | 82.81 | Advanced augers to 17.5 feet BGS. Installed monitoring well. | | | | | |
| 18 | 81.81 | | | | | | |
| 19 | 80.81 | | | | | | |
| 20 | 79.81 | | | | | | |

SOIL DATA | ROCK DATA

GRAPHIC LOG | FROM/TO | DRILL RATE MIN./FT. | % REC. | % RQD. | WELL DIAGRAM

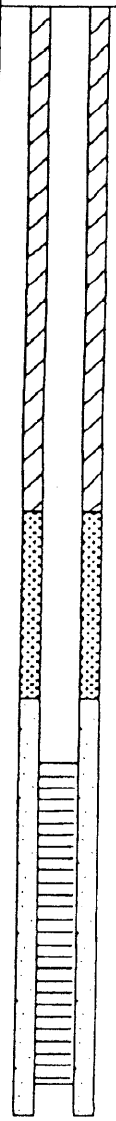

MALCOLM PIRNIE, INC.

| | | |
|---|---|---|
| Date Start/Finish: 06/03/84 – 06/03/84<br>Drilling Company: SJB Services, Inc.<br>Driller's Name: Jeff Leavelle<br>Drilling Method: Hollow-stem Auger<br>Bit Size: N/A in; Auger Size: 4.26 ID in.<br>Rig Type: CME-650 ATV<br>Spoon Size: 2 in. | Northing: N/A<br>Easting: N/A<br>Well Casing Elev.:<br>Corehole Depth:<br>Borehole Depth: 10 ft.<br>Ground Surface Elev.: ft.<br>Geologist: Lynette B. Mokry | Well No.: MW-2<br>Site:<br>Moog Controls, Inc.<br>East Aurora, New York |

| DEPTH ELEVATION | Sample Run Number | Sample/Int Type | Blows/6 in. | N | Recovery (ft.) | PID (ppm) Headspace | Geotechnical Test | Geologic Column | Stratigraphic Description | Well Construction |
|---|---|---|---|---|---|---|---|---|---|---|
| gs elevation ft. | | | | | | | | | | 8" dia. water-tight flush-mount protector |
| | | | | | | | | | GROUND SURFACE | |
| | (0–2') | | 2–3<br>5–8 | 8 | L1 | L0 | | | *TOPSOIL* from 0–13"<br>Brown medium to fine (+) SAND, little (-) Silt, moist to dry. | Concrete pad<br>Morie No. 3 sand drain |
| | (2–4') | | 34–50/3" | N/A | 0.7 | 2.0 | | | *FILL*<br>Gray coarse to fine SAND, little coarse to fine Gravel, dry. | 2" dia. PVC riser, Sch. 40<br>Bentonite pellet seal |
| 5 | (4–6')* | | 30–18<br>12–12 | 28 | L3 | 21.0 | | | Brown coarse to medium SAND, some coarse to fine Gravel (Slag), dry.<br>*TILL*<br>Brown SILT, dry, very firm, slight odor. | Morie No. 0 sand |
| | (6–8')* | | 8–15<br>12–18 | 27 | L0 | 10.0 | | | Gray-brown medium to fine (+) SAND, little Clay & Silt, little medium to fine Gravel (Shale fragments), dry. | 2" dia. PVC screen, 10-slot |
| | (8–10') | | 6–18<br>27–25 | 45 | L8 | 100.0 | | | *WEATHERED SHALE*<br>Black medium to fine GRAVEL (Shale fragments), slightly weathered, fissile, odor. | |
| 10 | (10–12') | | 30–50/3" | N/A | 0.7 | 100.0 | | | *SHALE*<br>Black medium GRAVEL (Shale fragments), competent, odor, dry.<br>End of Boring @ 11 ft. bgs<br>Notes:<br>*Ground-water sample collected.*<br>** Soil sample collected from 4–7 ft.*<br>*Grade elevation is approximate.*<br>*Monitoring well location north of existing UST and east of Plant Building 11A.* | |
| 15 | | | | | | | | | | |

BLASLAND, BOUCK & LEE
ENGINEERS & SCIENTISTS

**Remarks:**
Soil descriptions after Burmister, 1958.
bgs – below ground surface.
N/A – not applicable.

**Water Levels**

| Date / Time | Elevation | Depth |
|---|---|---|
| | | |
| | | |
| | | |

# BOREHOLE LOG MW-2A

PROJECT: PLANT II REMEDIAL EVALUATION
PROJECT NO.: 2630-00-1
LOCATION: EAST AURORA, NEW YORK
SURVEY COORDINATES:
SURVEY DATUM: FINISHED FLOOR ELEV. OF 100 FEET

CLIENT: MOOG, INC.
DRILLING DATES: 10/26/94-10/28/94
DRILLING METHOD: 8.25-inch ID HSA, 3-7/8" ROLLER BIT
LOGGED/CHECKED BY: JMA/RHO
SURFACE ELEVATION: 99.10ft.

## SYMBOLS AND DEFINITIONS

SS Split Spoon (2in.ID)
SS3 Split Spoon (3in.ID)
ST Shelby Tube (2.8in.ID)
WR Weight of Rods
NR No Recovery
- Sampler Refusal

JHS HNU reading in jar headspace
GAS Combustible Gas reading in augers

x---x Penetration Resistance ('N' Blows/1.0 ft.)
o---o Moisture Content ('N' %)

| DEPTH (ft.BGS) | ELEVATION (ft AMSL) | SOIL/ROCK DESCRIPTION | GRAPHIC LOG | SAMPLE NO. / RUN NO. | BLOWS / 6" | RECOVERY (in) | 'N'-VALUE | FROM/TO | DRILL RATE MIN./FT. | % REC. | % RQD. | WELL DIAGRAM | COMMENTS (USCS) |
|---|---|---|---|---|---|---|---|---|---|---|---|---|---|
| 1 | 98.1 | Asphalt over crushed gravel, dry | | 1 SS | 21 10 13 10 | 0.7 | 23 | | | | | | JHS=0.7 ppm |
| 2 | 97.1 | Slag, dry | | 2 SS | 38 50/3" | 0.8 | >50 | | | | | | JHS=0.7 ppm |
| 3 | 98.1 | | | | | | | | | | | | |
| 4 | 95.1 | Reddish brown moist SILTY SAND, mostly fine-medium sand, trace gravel, little silt, massive, some layering 4.0-4.2', till | | 3 SS | 14 15 18 11 | 1.0 | 31 | | | | | | JHS=0.1 ppm |
| 5 | 94.1 | | | | | | | | | | | | |
| 6 | 93.1 | Gray dry weathered shale boulder, silty gravel | | 4 SS | 8 18 27 38 | 2.0 | 45 | | | | | | JHS=0.1 ppm |
| 7 | 92.1 | Brown extremely moist GRAVELLY SILTY SAND, little silt, some fine to coarse sand, little gravel, massive, till | | | | | | | | | | | |
| 8 | 91.1 | Gray moist SHALE, some shale fragments, some silt and clay, weathered, wet along bedding planes | | 5 SS | 8 8 24 30 | 2.0 | 32 | | | | | | JHS=80 ppm |
| 9 | 90.1 | | | | | | | | | | | | |
| 10 | 89.1 | | | 6 SS | 7 42 100/4" | 0.8 | >142 | | | | | | JHS=98 ppm |
| 11 | 88.1 | Black wet SHALE BEDROCK | | | | | | | | | | | |
| 12 | 87.1 | | | 7 SS | 100/4" | 0.1 | >100 | | | | | | JHS=48 ppm |
| 13 | 86.1 | | | | | | | | | | | | |
| 14 | 85.1 | Auger refusal at 14' BGS, Installed 4" PVC casing by grouting casing in place at 14'. Continued advancing borehole using NX core barrel and 3-7/8" roller cone. Black SHALE BEDROCK, thinly bedded, fine grained, broke along bedding planes so that rock pieces were .1-.2' long | | | | | | 14/14.7 | | 86 | 86 | | |
| 15 | 84.1 | | | | | | | | | | | | |
| 16 | 83.1 | | | | | | | 15/20 | | 100 | 100 | | |
| 17 | 82.1 | little water loss occurred | | | | | | | | | | | |
| 18 | 81.1 | | | | | | | | | | | | |
| 19 | 80.1 | horizontal fracture | | | | | | | | | | | |
| 20 | 79.1 | | | | | | | | | | | | |

# BOREHOLE LOG MW-2A

PROJECT: PLANT II REMEDIAL EVALUATION
PROJECT NO.: 2830-00-1
LOCATION: EAST AURORA, NEW YORK
SURVEY COORDINATES:
SURVEY DATUM: FINISHED FLOOR ELEV. OF 100 FEET

CLIENT: MOOG, INC.
DRILLING DATES: 10/28/94-10/28/94
DRILLING METHOD: 8.25-inch ID HSA, 3-7/8" ROLLER BIT
LOGGED/CHECKED BY: JMA/RHO
SURFACE ELEVATION: 98.10ft.

## SYMBOLS AND DEFINITIONS

BS Split Spoon (2in.ID)
BSJ Split Spoon (3in.ID)
ST Shelby Tube (2.8in.ID)
WR Weight of Rods
NR No Recovery
- Sampler Refusal

JHS HNU reading in jar headspace
GAS Combustible Gas reading in augers

x----x Penetration Resistance ('N' Blows/1.0 ft.)
o----o Moisture Content ('N' %)

| DEPTH (ft.BGS) | ELEVATION (ft AMSL) | SOIL/ROCK DESCRIPTION | SOIL DATA: GRAPHIC LOG | SAMPLE NO. / RUN NO. | BLOWS / 6" | RECOVERY (in) | 'N'-VALUE | ROCK DATA: FROM/TO | DRILL RATE MIN./FT. | % REC. | % RQD. | WELL DIAGRAM | COMMENTS (USCS) |
|---|---|---|---|---|---|---|---|---|---|---|---|---|---|
| 21 | 78.1 | | | | | | | | | | | | |
| 22 | 77.1 | Wet CLAYEY SILT seam, .1' thick<br>horizontal fracture | | | | | | | | | | | |
| 23 | 76.1 | horizontal fracture<br>horizontal fracture | | | | | | 20/26 | | 100 | 92 | | |
| 24 | 75.1 | Very thin wet CLAYEY SILT seam, .01' thick | | | | | | | | | | | |
| 25 | 74.1 | Light gray material deposited in shale on a layer as round sphere objects. | | | | | | | | | | | |
| 26 | 73.1 | Advanced NX core to 26.0 feet BGS. Reamed hole with 3-7/8" roller bit to 26.0 feet BGS. Installed monitoring well. | | | | | | | | | | | |
| 27 | 72.1 | | | | | | | | | | | | |
| 28 | 71.1 | | | | | | | | | | | | |
| 29 | 70.1 | | | | | | | | | | | | |
| 30 | 69.1 | | | | | | | | | | | | |
| 31 | 68.1 | | | | | | | | | | | | |
| 32 | 67.1 | | | | | | | | | | | | |
| 33 | 66.1 | | | | | | | | | | | | |
| 34 | 65.1 | | | | | | | | | | | | |
| 35 | 64.1 | | | | | | | | | | | | |
| 36 | 63.1 | | | | | | | | | | | | |
| 37 | 62.1 | | | | | | | | | | | | |
| 38 | 61.1 | | | | | | | | | | | | |
| 39 | 60.1 | | | | | | | | | | | | |
| 40 | 59.1 | | | | | | | | | | | | |

| | | |
|---|---|---|
| Date Start/Finish: 08/02/94 – 08/02/94<br>Drilling Company: SJB Services, Inc.<br>Driller's Name: Jeff Leavelle<br>Drilling Method: Hollow-stem Auger<br>Bit Size: N/A in. Auger Size: 4.25 ID in.<br>Rig Type: CME-650 ATV<br>Spoon Size: 2 in. | Northing: N/A<br>Easting: N/A<br>Well Casing Elev.:<br>Corehole Depth:<br>Borehole Depth: 10 ft.<br>Ground Surface Elev.: ft.<br>Geologist: Lynette B. Mokry | Well No.: MW-3<br>Site:<br>Moog Controls, Inc.<br>East Aurora, New York |

| DEPTH ELEVATION | Sample Run Number | Sample/Int/Type | Blows/6 in. | N | Recovery (ft) | PID (ppm) Headspace | Geotechnical Test | Geologic Column | Stratigraphic Description | Well Construction |
|---|---|---|---|---|---|---|---|---|---|---|
| grade elevation ft | | | | | | | | | GROUND SURFACE | Locking 4" dia. aluminum protective casing |
| | (0-2') | | 2-3<br>4-7 | 7 | 0.8 | 17.0 | | | *TOPSOIL* from 0-8"<br>Brown and/or dark brown medium to fine (+) SAND, little Silt, moist. | Concrete pad<br>2" dia. PVC riser, Sch. 40 |
| | (2-4') | | 2-7<br>4-3 | 11 | 0.4 | 17.0 | | | *FILL*<br>Brown medium to fine (+) SAND, some (-) Clayey Silt, trace medium Gravel (Slag), moist. | Bentonite pellet seal |
| 5 | (4-6') | | 3-3<br>4-6 | 7 | 1.2 | 20.0 | | | *TILL*<br>Olive-brown fine SAND, some Clayey Silt, moist to wet. | Morie No. 0 sand |
| | (6-8') | | N/A | N/A | 1.3 | 7.0 | | | Orange and/or tan Clayey SILT, dry to moist, firm. | 2" dia. PVC screen, 10-slot |
| | (8-10') | | 8-10<br>12-50/3" | 22 | 1.4 | 8.0 | | | *WEATHERED SHALE*<br>Brown and/or black fine SAND, some Clayey Silt, little medium Gravel (Shale fragments), moist.<br>*SHALE*<br>Black medium GRAVEL (Shale fragments), saturated. | |
| 10 | | | | | | | | | End of Boring @ 9.8 ft. bgs | |
| 15 | | | | | | | | | Notes:<br>*Ground-water sample collected.*<br>*Grade elevation is approximate.*<br>*Monitoring well location east of Plant Building 118* | |

BLASLAND, BOUCK & LEE
ENGINEERS & SCIENTISTS

**Remarks:**

Soil descriptions after Burmister, 1958.
bgs – below ground surface.
N/A – not applicable.

| Water Levels | | |
|---|---|---|
| Date / Time | Elevation | Depth |
| | | |
| | | |
| | | |

| | | |
|---|---|---|
| Date Start/Finish: 06/02/94 – 06/02/94<br>Drilling Company: SJB Services, Inc.<br>Driller's Name: Jeff Leavelle<br>Drilling Method: Hollow-stem Auger<br>Bit Size: N/A-in. Auger Size: 4.25 ID-in.<br>Rig Type: CME-550, ATV<br>Spoon Size: 2-in. | Northing: N/A<br>Easting: N/A<br>Well Casing Elev.:<br>Corehole Depth:<br>Borehole Depth: 18 ft.<br>Ground Surface Elev.: ft.<br>Geologist: Lynette B. Mokry | Well No.: MW-4<br>Site:<br>Moog Controls, Inc.<br>East Aurora, New York |

| DEPTH ELEVATION ft bgs | Sample Run Number | Sample/Int/Type | Blows/6 in. | N | Recovery (ft) | PID (ppm) Headspace | Geotechnical Test | Geologic Column | Stratigraphic Description |
|---|---|---|---|---|---|---|---|---|---|
| | | | | | | | | | GROUND SURFACE |
| | (0-2') | | 1-5<br>8-7 | 13 | 1.1 | 1.0 | | | *TOPSOIL* from 0-6"<br>Brown and/or dark brown medium to fine (+) SAND, little Clay & Silt, moist to damp. |
| | (2-4') | | 5-10<br>9-9 | 19 | 1.3 | 21.0 | | | @ 0.5 ft., grades to medium to fine SAND, little medium to fine Gravel (Shale, limestone), little Silt, moist to dry.<br>Brown SILT, thinly-bedded, dry, firm. |
| 5 | (4-6')* | | 4-3<br>6-7 | 9 | 1.4 | 30.0 | | | |
| | (6-8') | | 9-9<br>10-10 | 18 | 1.5 | 45.0 | | | *TILL*<br>Gray-brown fine SAND and Clayey SILT, trace medium to fine Gravel (sub-rounded limestone), saturated to wet. |
| | (8-10')* | | 2-10<br>13-9 | 23 | 0.5 | 9.0 | | | Brown fine SAND and Clayey SILT, damp to wet, firm.<br>*WEATHERED SHALE*<br>Gray-brown medium to fine GRAVEL (weathered Shale fragments), damp. |
| 10 | (10-12') | | 7-12<br>14-26 | 26 | 1.5 | 4.0 | | | Black and/or dark brown fine SAND, some medium to fine Gravel (angular Shale fragments), little Clayey Silt, damp. |
| | (12-14') | | 33-22<br>18-50/3" | 38 | 1.5 | 4.0 | | | *SHALE*<br>Black medium GRAVEL (Shale fragments), saturated.<br>End of Boring @ 13.8 ft. bgs |
| 15 | | | | | | | | | |

**Well Construction**

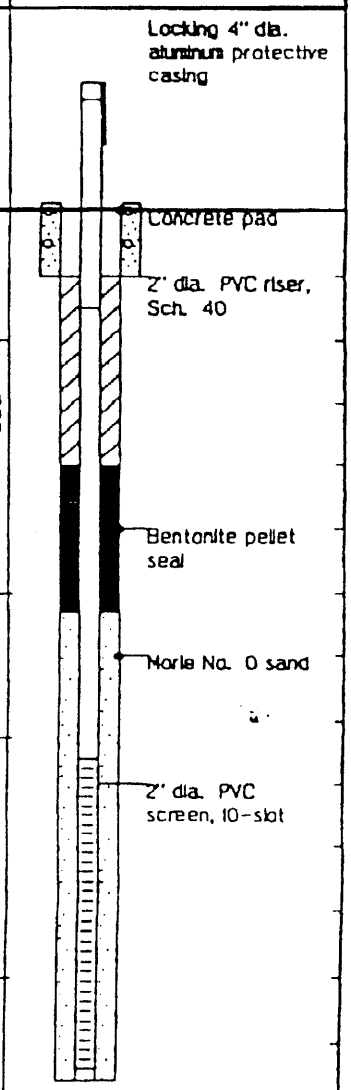


BLASLAND, BOUCK & LEE
ENGINEERS & SCIENTISTS

**Remarks:**

Soil descriptions after Burmister, 1958.
bgs – below ground surface.
N/A – not applicable.

**Water Levels**

| Date / Time | Elevation | Depth |
|---|---|---|
| | | |
| | | |
| | | |

Moog Controls, Inc.
East Aurora, New York

Well No. MW-4
Total Depth = 18 ft.

| DEPTH ELEVATION | Sample Run Number | Sample/Int/Type | Blows/6 in. | N | Recovery (ft) | PID (ppm) Headspace | Geotechnical Tests | Geologic Column | Stratigraphic Description | Well Construction |
|---|---|---|---|---|---|---|---|---|---|---|
| | | | | | | | | | Notes:<br>Ground-water sample collected.<br>* Total organic carbon analysis from 4-8 ft.<br>Volatile organic analysis from 8-10 ft.<br>Grade elevation is approximate.<br>Monitoring well location immediately north of Plant Building IIA | |
| 20 | | | | | | | | | | |
| 25 | | | | | | | | | | |
| 30 | | | | | | | | | | |
| 35 | | | | | | | | | | |

BLASLAND, BOUCK & LEE
ENGINEERS & SCIENTISTS

Remarks:

| Water Levels | | |
|---|---|---|
| Date / Time | Elevation | Depth |
| | | |
| | | |
| | | |

| | | |
|---|---|---|
| Date Start/Finish: 06/03/84 – 06/03/84<br>Drilling Company: SJB Services, Inc.<br>Driller's Name: Jeff Leaveille<br>Drilling Method: Hollow-stem Augers<br>Bit Size: N/A-in. Auger Size: 4.25 ID-in.<br>Rig Type: CME-550 ATV<br>Spoon Size: 2-in. | Northing: N/A<br>Easting: N/A<br>Well Casing Elev.:<br>Corehole Depth:<br>Borehole Depth: 10 ft.<br>Ground Surface Elev.: ft.<br>Geologist: Lynette B. Mokry | Well No. MW-5<br>Site:<br>Moog Controls, Inc.<br>East Aurora, New York |

| DEPTH ELEVATION | Sample Run Number | Sample/Int/Type | Blows/6 in. | N | Recovery (ft) | PID (ppm) Headspace | Geotechnical Test | Geologic Column | Stratigraphic Description | Well Construction |
|---|---|---|---|---|---|---|---|---|---|---|
| 98 elevation ft | | | | | | | | | GROUND SURFACE | 8" dia. water-tight flush-mount protector |
| | (0-2') | | 3-3<br>7-5 | 10 | L4 | L0 | | | *TOPSOIL* from 0 – 17".<br>Brown medium to fine (+) SAND, little Silt, moist. | |
| | (2-4') | | 8-10<br>10-8 | 20 | L5 | 2.0 | | | *TILL*<br>Brown medium to fine (+) SAND, little Clayey Silt, trace medium to fine (+) Gravel (Angular shale and sub-rounded hematitic sandstone), dry to moist. | |
| 5 | (4-6')* | | 8-8<br>10-17 | 18 | L4 | 4.0 | | | | |
| | (6-8') | | 19-17<br>19-15 | 36 | L8 | L0 | | | Brown and/or tan medium to fine SAND, little medium to fine Gravel (Angular shale and sub-rounded hematitic sandstone), trace (+) Clayey Silt, damp to wet. | |
| | (8-10') | | 14-10<br>12-8 | 22 | 0.5 | 2.0 | | | *SHALE*<br>Black medium to fine GRAVEL (Shale fragments), saturated.<br>End of Boring @ 10.5 ft. bgs | |
| 10 | (10-12') | | 15-50/6" | N/A | 0.8 | 4.0 | | | Notes:<br>*Ground-water sample collected.*<br>** Total organic carbon analysis from 4-6 ft.*<br>*Grade elevation is approximate.*<br>*Monitoring well location north of Plant Building 118.* | |
| 15 | | | | | | | | | | |

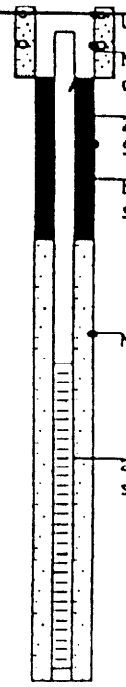


BLASLAND, BOUCK & LEE
ENGINEERS & SCIENTISTS

Remarks:
Soil descriptions after Burmister, 1858.
bgs – below ground surface.
N/A – not applicable.

| Water Levels | | |
|---|---|---|
| Date / Time | Elevation | Depth |
| | | |
| | | |
| | | |

# BOREHOLE LOG MW-6

PROJECT: MOOG INC. PLANT II REMEDIAL EVALUATION
PROJECT NO.: 2630-00-1200
LOCATION: EAST AURORA, NEW YORK
SURVEY COORDINATES:
SURVEY DATUM:

CLIENT: MOOG INC.
DRILLING DATES: 3/21/95
DRILLING METHOD: 6.25-inch ID HSA
LOGGED/CHECKED BY: JMA/RHO
SURFACE ELEVATION: 99.97ft.

## SYMBOLS AND DEFINITIONS

SS Split Spoon (2in.ID)
SS3 Split Spoon (3in.ID)
ST Shelby Tube (2.0in.ID)
WR Weight of Rods
NR No Recovery
– Sampler Refusal

JHS HNU reading in jar headspace

x---x Penetration Resistance ('N' Blows/1.0 ft.)
o---o Moisture Content ('N' %)

| DEPTH (ft.BGS) | ELEVATION (ft AMSL) | SOIL/ROCK DESCRIPTION | GRAPHIC LOG | SAMPLE NO. / RUN NO. | BLOWS / 6" | RECOVERY (in) | 'N'-VALUE | FROM/TO | DRILL RATE MIN./FT. | % REC. | % RQD. | WELL DIAGRAM | COMMENTS (USCS) |
|---|---|---|---|---|---|---|---|---|---|---|---|---|---|
| | | Dark brown SANDY SILT, w/some fine sand, occasional fine gravel, roots, moist, topsoil | | 1 SS | 1 3 7 11 | 1.8 | 10 | | | | | | JHS=0 |
| 1 | 98.97 | | | | | | | | | | | | |
| | | Brown SILTY SAND, w/little gravel, some silt, mostly fine sand, moist, fill | | | | | | | | | | | JHS=0.5 |
| 2 | 97.97 | | | | | | | | | | | | |
| | | Brown SILTY SAND w/some gravel, little silt, fine-coarse sand, moist, fill | | 2 SS | 14 19 27 18 | 1.1 | 46 | | | | | | |
| 3 | 96.97 | | | | | | | | | | | | |
| | | Boulder size slag | | | | | | | | | | | JHS=NR |
| 4 | 95.97 | | | | | | | | | | | | |
| | | Brown SANDY SILT w/some gravel, little fine to coarse sand, moist, fill | | 3 SS | 5 2 2 8 | 0 | 4 | | | | | | |
| 5 | 94.97 | | | | | | | | | | | | |
| | | No recovery, drilling easy | | | | | | | | | | | |
| 6 | 93.97 | Driller reports gravel at approx. 5.5' | | | | | | | | | | | JHS=0.2 |
| | | Black and dark gray CLAYEY SILT with little clay, slag top 0.1', faint laminations, wet top 0.1', moist below, no odor | | 4 SS | 5 6 8 11 | 1.0 | 14 | | | | | | |
| 7 | 92.97 | | | | | | | | | | | | |
| 8 | 91.97 | | | | | | | | | | | | JHS=0.3 |
| | | Olive gray to brown CLAYEY SILT, little fine sand, little clay, moist, laminated, CL | | 5 SS | 7 8 8 10 | 1.1 | 14 | | | | | | |
| 9 | 90.97 | | | | | | | | | | | | |
| | | Brown SANDY SILT w/little fine to coarse sand, little gravel, moist, massive | | | | | | | | | | | JHS=0.3 |
| 10 | 89.97 | | | | | | | | | | | | |
| | | Brown SILTY SAND with mostly fine sand, trace medium and coarse, little gravel, moist-extremely moist, massive | | 6 SS | 4 8 15 18 | 1.1 | 23 | | | | | | |
| 11 | 88.97 | | | | | | | | | | | | |
| 12 | 87.97 | Gray SILTY SAND w/mostly fine sand, trace medium and coarse, little gravel, moist, massive | | 7 SS | 10 15 15 16 | 0.8 | 30 | | | | | | JHS=3.4 |
| 13 | 86.97 | | | | | | | | | | | | |
| | | Black GRAVEL, shale fragments, slightly weathered, some sand size fragments, top 0.2 moist to extemely moist, wet 0.2-0.8 | | 8 SS | 17 50 50 50/4 | 1.1 | 100 | | | | | | JHS=0.8 |
| 14 | 85.97 | | | | | | | | | | | | |
| 15 | 84.97 | | | | | | | | | | | | |
| | | Dark gray CLAYEY WEATHERED SHALE, moist, approx. 8' water in borehole | | | | | | | | | | | |
| 16 | 83.97 | | | | | | | | | | | | |
| 17 | 82.97 | Auger refusal @ 14.8'. Water @ 7' BGS @ 10:30 am. Installed well. | | | | | | | | | | | |
| 18 | 81.97 | | | | | | | | | | | | |
| 19 | 80.97 | | | | | | | | | | | | |
| 20 | 79.97 | | | | | | | | | | | | |

# BOREHOLE LOG MW-7

PROJECT: MOOG INC. PLANT II REMEDIAL EVALUATION
PROJECT NO.: 2630-00-1200
LOCATION: EAST AURORA, NEW YORK
SURVEY COORDINATES:
SURVEY DATUM:

CLIENT: MOOG INC.
DRILLING DATES: 3/21/95
DRILLING METHOD: 6.25-inch ID HSA
LOGGED/CHECKED BY: JMA/RHO
SURFACE ELEVATION: 97.80ft.

## SYMBOLS AND DEFINITIONS

SS Split Spoon (2in.ID)
SS3 Split Spoon (3in.ID)
ST Shelby Tube (2.8in.ID)
WR Weight of Rods
NR No Recovery
- Sampler Refusal

JHS HNU reading in jar headspace

x----x Penetration Resistance ("N" Blows/1.0 ft.)
o----o Moisture Content ("N" %)

| DEPTH (ft.BGS) | ELEVATION (ft AMSL) | SOIL/ROCK DESCRIPTION | GRAPHIC LOG | SAMPLE NO. / RUN NO. | BLOWS / 6" | RECOVERY (in) | "N"-VALUE | FROM/TO | DRILL RATE MIN./FT. | % REC. | % RQD | WELL DIAGRAM | COMMENTS (USCS) |
|---|---|---|---|---|---|---|---|---|---|---|---|---|---|
| | | Gray & brown SAND and GRAVEL, slag fill, slightly moist | | 1 SS | 27 15 23 28 | 1.1 | 38 | | | | | | JHS-0.8 |
| 1 | 96.8 | | | | | | | | | | | | |
| 2 | 95.8 | | | | | | | | | | | | JHS-0.1 |
| | | | | 2 SS | 12 26 21 22 | 1.3 | 47 | | | | | | |
| 3 | 94.8 | Becoming wet at 3.2' BGS | | | | | | | | | | | |
| 4 | 93.8 | Dark gray SLAG FILL, wet | | | | | | | | | | | JHS-0.1 |
| | | Small amount of clay and silt material in bootom of shoe | | 3 SS | 9 23 17 13 | 0.7 | 40 | | | | | | |
| 5 | 92.8 | | | | | | | | | | | | |
| 6 | 91.8 | Brown SANDY SILT w/some sand, mostly fine sand, trace medium and coarse, trace gravel, moist, massive | | | | | | | | | | | JHS-0.2 |
| | | | | 4 SS | 5 11 15 14 | 1.1 | 26 | | | | | | |
| 7 | 90.8 | | | | | | | | | | | | |
| 8 | 89.8 | Gray SANDY SILT, some sand, mostly fine size sand, trace medium and coarse, trace clay, tracel gravel, moist, massive | | | | | | | | | | | JHS-0.0 |
| | | | | 5 SS | 2 8 11 13 | 1.1 | 19 | | | | | | |
| 9 | 88.8 | | | | | | | | | | | | |
| 10 | 87.8 | Gray CLAYEY SILT with little clay, little weathered shale gravel, moist | | | | | | | | | | | JHS-2.4 |
| | | | | 6 SS | 5 100/5 | 0.8 | >100 | | | | | | |
| 11 | 86.8 | Black wet shale fragments, bedrock, petroleum odor | | | | | | | | | | | |
| 12 | 85.8 | Auger refusal @ 11.4'. Installed well. | | | | | | | | | | | |
| 13 | 84.8 | | | | | | | | | | | | |
| 14 | 83.8 | | | | | | | | | | | | |
| 15 | 82.8 | | | | | | | | | | | | |
| 16 | 81.8 | | | | | | | | | | | | |
| 17 | 80.8 | | | | | | | | | | | | |
| 18 | 79.8 | | | | | | | | | | | | |
| 19 | 78.8 | | | | | | | | | | | | |
| 20 | 77.8 | | | | | | | | | | | | |

Q:\Sundquist, Jon\Figure 2\FIGURE 2.dwg 9/17/08

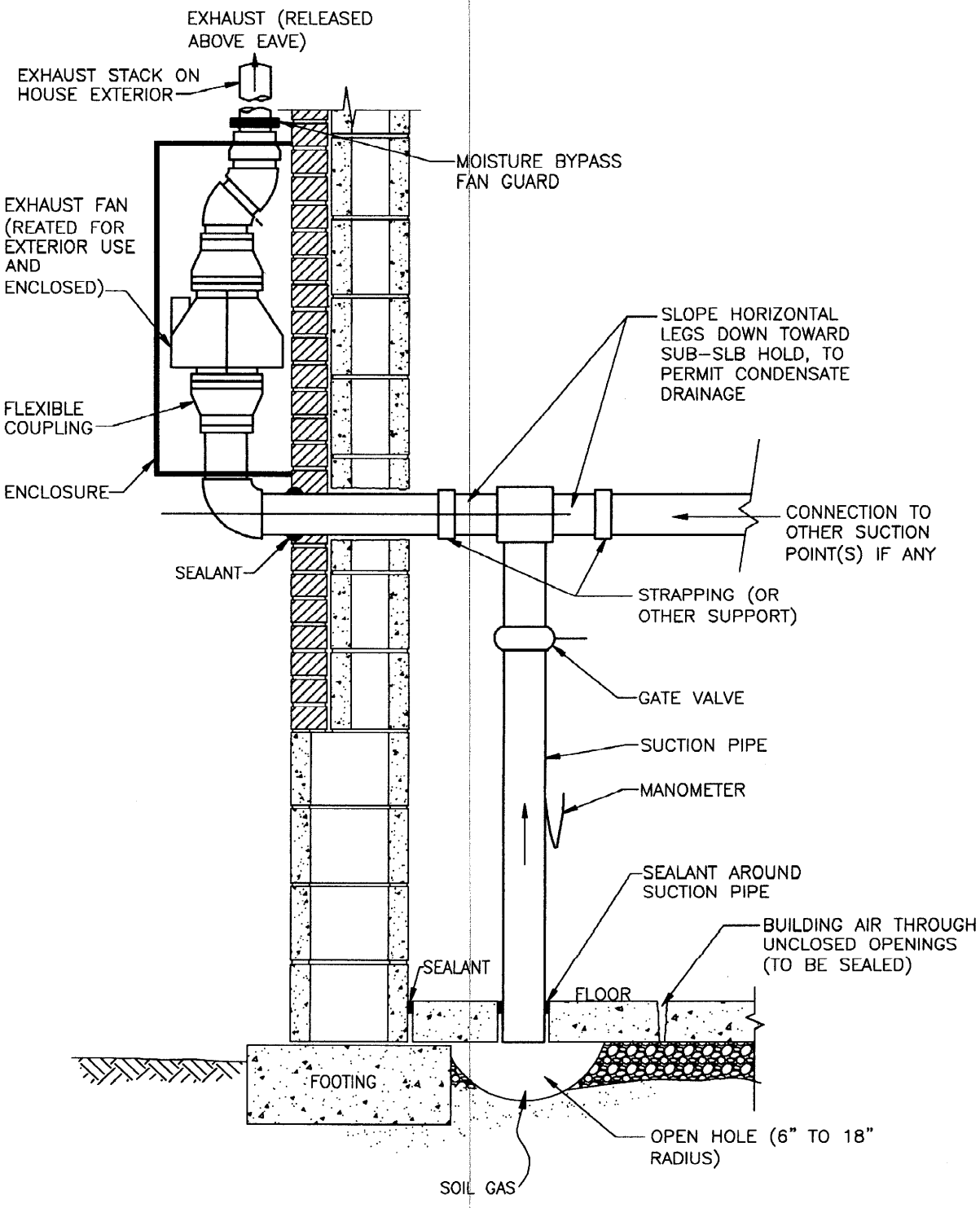


NOT TO SCALE

FIGURE 2

| URS | MOOG, INC., SSD SYSTEM INSTALLATIONS<br>TYPICAL DEPRESSURIZATION VENT AND EXHAUST PIPING | FIGURE 1 |
|---|---|---|

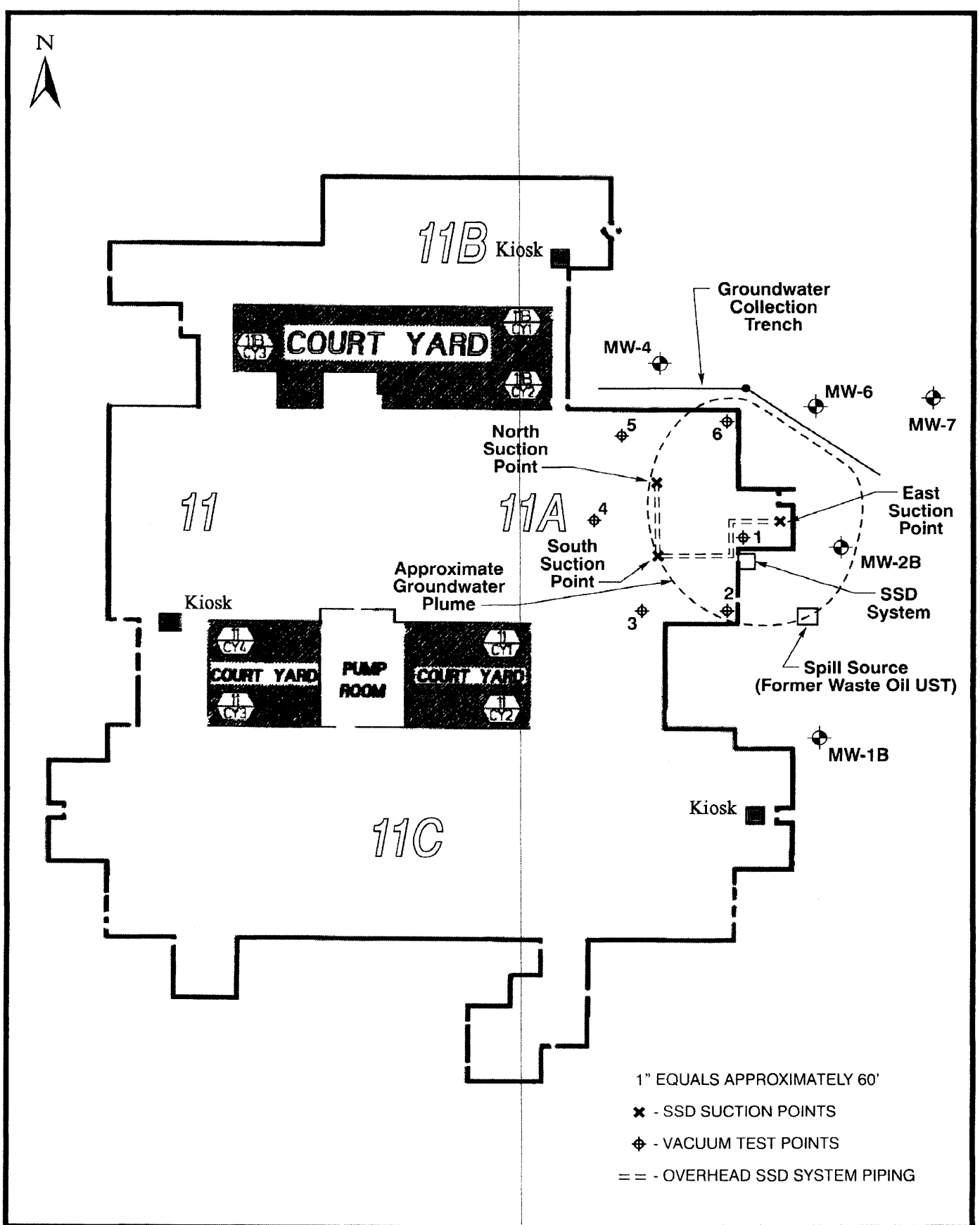


URS

MOOG, INC.
LOCATIONS OF SSD SYSTEM
SUCTION POINTS AND VACUUM TEST POINTS

FIGURE 2

AG20125A-111 7548I-071709-GCM

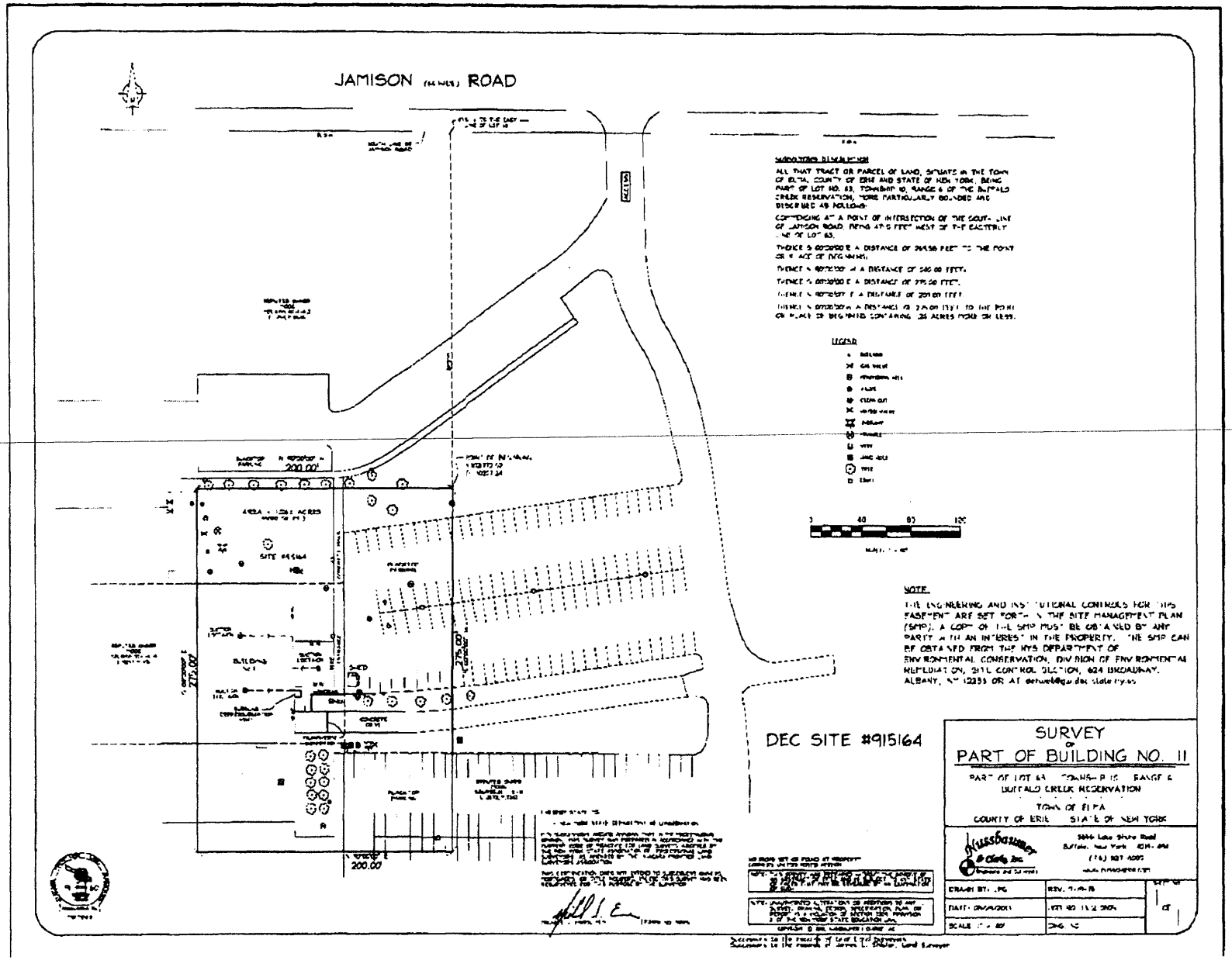
JAMISON ROAD
DEC SITE #915164
LEGEND
NOTE
SURVEY
PART OF BUILDING NO. 11
TOWN OF ELMA
COUNTY OF ERIE
STATE OF NEW YORK

**FRONTIER TECHNICAL ASSOCIATES, INC.**
8675 Main Street, Williamsville, New York 14221 (716) 634-2293
*Environmental Monitoring and Consulting*

# GROUNDWATER MONITORING REPORT
# FOR
# MOOG SITE
# ELMA, NEW YORK
# SECOND QUARTER 2021

ET-979-21-02

June 3, 2021

Prepared for:

Mr. Christopher Russin
Moog, Inc. – Plant 26
160 Jamison Road
East Aurora, NY 14052.

Prepared by:
Frontier Technical Associates, Inc.
8675 Main Street
Williamsville, NY 14221

# TABLE OF CONTENTS

# GROUNDWATER MONITORING REPORT
# FOR
# MOOG SITE
# ELMA, NEW YORK
# SECOND QUARTER 2021

## INTRODUCTION

### Purpose

The purpose of this report is to document the groundwater conditions in eight wells at Moog, Inc. in support of a delisting of the site with NYSDEC. The wells are to be monitored quarterly and the results of the sampling and analysis are to be reported to Moog. Frontier Technical Associates, Inc. (FTA) has been contracted to provide monitoring and sampling. This report is to document the monitoring and analysis for the Second Quarter of 2021.

## MONITORING SYSTEM

The groundwater monitoring system consists of eight wells. The wells are located as shown on Figure 1 and are designated as follows:

| | | | |
|---|---|---|---|
| MW-1B | MW-2A | MW-2B | MW-3 |
| MW-4 | MW-5 | MW-6 | MW-7 |

The historical and current groundwater elevations are presented on Table 1.

## MONITORING METHODS

Groundwater samples were obtained from the eight wells. The samples were collected by Frontier Technical Associates, Inc. (FTA) under contract to Moog, Inc. The samples were analyzed by AES, Inc. under subcontract to Frontier Technical Associates.

### Sampling Procedures

The wells were sampled in accordance with the standard procedures specified by Moog, Inc. Prior to purging and sampling, the groundwater surface level was obtained. The wells were then purged to remove a minimum of three well volumes of standing water or until dry. All the wells were purged using dedicated polyethylene tubing connected to a peristaltic pump. The quantity of groundwater purged was measured.

The samples were collected with dedicated bailers. Samples for laboratory analysis were collected in pre-labeled glass vials as appropriate for the analysis. The samples were cooled to 4° C for shipment to the laboratory. The samples were transported to AES under proper chain-of-custody.

Field measurements for pH, specific conductance, temperature and turbidity were made immediately upon sample collection. Meters were calibrated prior to use. The results of the field measurements are presented on Table 2. The field data collection forms are presented in the Appendix to document the work at this site.

### Quality Assurance and Quality Control

Frontier Technical Associates, Inc. implemented the following quality assurance and quality control measures during this monitoring event to help ensure the quality and reliability of the data obtained:

- Laboratory surrogate recoveries were checked. Laboratory QA/QC is presented in the complete laboratory report in the Appendix.

## MONITORING RESULTS

### Water Quality Data

The groundwater monitoring results for this quarter are summarized on Table 3. Table 3 also includes any laboratory data qualifiers (if any). The evaluation of the water quality data includes an evaluation of the sample holding times, method blanks, and spike data. All these QA/QC measures are used to assess data usability. In addition, the data is reviewed by a senior environmental professional (Professional Engineer) for usability. The data is evaluated against the NYSDEC groundwater standard (Class GA) to aid in the interpretation of the significance of the results.

### Sample Holding Times

Sample holding times for each parameter are specified by each analytical method. All samples were analyzed within the allowable holding times.

## Data Usability

Based on a review of the sampling and analytical data and the quality control/quality assurance data, the data as presented in this report is usable for the purposes stated in the scope of work.

## GROUNDWATER

The groundwater pumping system has been turned off and the groundwater levels in the wells have risen and appear to have reached their equilibrium level. Figures 2 through 10 present the historical elevation plots for each of the wells. Groundwater elevations in many of the wells rise and fall together. The following observations are relevant to the evaluation of the groundwater levels.

- After the pumping was turned off, water levels in the Sump and Wells MW-2B, MW-3, MW-4, MW-6 and MW-7 increased. It appears that the operation of the sump impacts the water elevations at these locations.

- Groundwater elevations in wells MW-1B, MW-2A and MW-5 appear to be unaffected by the operation of the sump.

- Monitoring well MW-2A and MW-5 appear to be affected by seasonal variations. Late summer and early fall represent the lowest groundwater elevations.

## EVALUATION OF MONITORING RESULTS

Tables 2 and 3 summarize the groundwater monitoring results for this quarter. Based on the available results, the data appears to be consistent with prior sampling events. pH measurements ranged from 6.34 to 7.48. Turbidity was less than 50 NTUs in all wells. Specific conductance ranged from 555 to 3,500 uhmos/cm.

The concentration of volatile organic compounds for this quarter are presented on Table 3. Figure 11 is a plot of the CFC 113 in well MW-2B. Figures 12, 13, 14 and 15 are plots of several potential indicator compounds with time in Well MW-2B. Contamination in the other wells on site is not present. All trends are tentative at this time and should be further evaluated as additional information becomes available.

Table 1. Groundwater Elevations at Moog

| Date | Sump | MW-1B | MW-2A | MW-2B | MW-3 | MW-4 | MW-5 | MW-6 | MW-7 |
|---|---|---|---|---|---|---|---|---|---|
| Dec-10 | 94.52 | 95.27 | 92.55 | 94.55 | 94.70 | 93.49 | 94.18 | 94.58 | 95.00 |
| Jan-11 | 94.24 | 95.43 | 92.55 | 94.87 | 94.32 | 94.29 | 93.60 | 94.32 | 94.26 |
| Feb-11 | 88.90 | 94.14 | 90.48 | 90.47 | 89.02 | 88.91 | 91.81 | 88.95 | 88.90 |
| Mar-11 | 94.10 | 95.29 | 92.11 | 94.10 | 94.12 | 93.92 | 93.68 | 94.04 | 94.03 |
| Apr-11 | 94.47 | 94.99 | 92.67 | 94.29 | 94.30 | 94.25 | 93.63 | 94.31 | 94.26 |
| May-11 | 94.20 | 94.78 | 92.49 | 94.33 | 94.36 | 94.22 | 94.70 | 94.31 | 94.24 |
| Jun-11 | 94.16 | 94.92 | 92.98 | 94.46 | 94.26 | 94.02 | 93.98 | 94.25 | 94.13 |
| Jul-11 | 93.53 | 94.55 | 91.76 | 93.42 | 93.50 | 93.52 | 91.29 | 93.53 | 93.52 |
| Aug-11 | 88.90 | 93.45 | 88.77 | 89.13 | 88.88 | 88.89 | 89.12 | 88.92 | 88.88 |
| Sep-11 | 88.78 | 93.57 | 88.64 | 89.74 | 88.82 | 88.82 | 89.67 | 88.78 | 88.78 |
| Oct-11 | 88.83 | 93.75 | 87.99 | 91.12 | 89.02 | 88.94 | 90.04 | 89.00 | 89.01 |
| Nov-11 | 88.85 | 93.89 | 90.22 | 90.20 | 88.99 | 89.06 | 90.93 | 88.91 | 88.92 |
| Dec-11 | 94.22 | 94.45 | 91.68 | 94.06 | 94.22 | 94.08 | 93.43 | 94.24 | 94.18 |
| Jan-12 | 88.95 | 94.04 | 90.38 | 91.17 | 89.13 | 88.99 | 92.70 | 88.91 | 88.94 |
| Feb-12 | 88.93 | 94.09 | 90.85 | 91.52 | 89.16 | 89.07 | 92.37 | 88.95 | 88.96 |
| Mar-12 | 88.75 | 94.11 | 90.14 | 91.57 | 89.00 | 88.93 | 92.15 | 88.76 | 88.77 |
| Apr-12 | 88.58 | 93.73 | 89.03 | 90.10 | 88.94 | 88.92 | 91.20 | 88.97 | 88.92 |
| May-12 | 90.88 | 94.03 | 89.66 | 91.36 | 90.95 | 90.99 | 92.00 | 90.99 | 90.93 |
| Jun-12 | 88.75 | 93.59 | 88.18 | 89.29 | 88.77 | 88.75 | 90.30 | 88.78 | 88.75 |
| Jul-12 | 88.82 | 93.38 | 87.50 | 89.04 | 88.74 | 88.76 | 89.01 | 88.79 | 88.75 |
| Aug-12 | 88.72 | 93.16 | 88.27 | 89.68 | 88.91 | 89.07 | 89.90 | 88.93 | 88.94 |
| Sep-12 | 88.76 | 93.27 | 87.66 | 89.17 | 88.88 | 88.94 | 88.67 | 88.95 | 88.91 |
| Oct-12 | 88.65 | 92.54 | 87.67 | | | 87.94 | 88.77 | 87.99 | 87.98 |
| Nov-12 | 88.91 | 94.07 | 89.53 | 90.66 | 88.95 | 89.02 | 91.40 | 88.91 | 88.89 |
| Dec-12 | 91.40 | 93.49 | 90.82 | 88.83 | 91.32 | 91.37 | 90.90 | 91.38 | 89.33 |
| Jan-13 | 88.90 | 93.66 | 88.90 | 89.75 | 88.87 | 88.78 | 91.57 | 88.83 | 88.81 |
| Feb-13 | | 94.29 | 90.66 | 93.40 | 93.63 | 93.66 | 91.98 | 93.75 | 93.67 |
| Mar-13 | 94.13 | 94.66 | 91.29 | 94.57 | 94.03 | 94.14 | 92.99 | 94.15 | 94.08 |
| Apr-13 | 94.21 | 94.79 | 91.40 | 94.54 | 94.11 | 94.25 | 92.97 | 94.23 | 94.16 |
| May-13 | 94.06 | 94.38 | 91.22 | 94.47 | 93.94 | 94.10 | 92.39 | 94.10 | 94.04 |
| Jun-13 | 94.20 | 94.88 | 91.61 | 94.53 | 94.05 | 94.21 | 92.94 | 94.20 | 94.13 |
| Jul-13 | 94.62 | 94.62 | 91.14 | 94.17 | 94.01 | 94.20 | 91.90 | 94.21 | 94.15 |
| Aug-13 | 93.74 | 94.54 | 90.63 | 93.42 | 93.58 | 93.75 | 90.64 | 93.75 | 93.65 |
| Sep-13 | 92.82 | 94.25 | 92.77 | 89.80 | 92.66 | 92.83 | 89.72 | 92.81 | 92.78 |
| Oct-13 | 92.36 | 94.23 | 89.27 | 92.54 | 92.23 | 92.39 | 89.56 | 92.38 | 92.31 |
| Nov-13 | 94.15 | 94.75 | 90.75 | 94.29 | 94.08 | 94.16 | 92.39 | 94.19 | 94.11 |
| Dec-13 | 94.35 | 95.06 | 90.70 | 94.77 | 94.27 | 94.37 | 92.72 | 94.37 | 94.31 |
| Jan-13 | 94.39 | 95.49 | 91.05 | 94.97 | 94.48 | 94.43 | 93.66 | 94.43 | 94.37 |
| Feb-14 | 94.34 | 94.44 | 89.88 | 94.32 | 94.13 | 94.38 | 92.15 | 94.35 | 94.27 |
| Mar-14 | 94.35 | 95.17 | 91.03 | 94.95 | 94.41 | 94.50 | 93.00 | 94.49 | 94.42 |
| Apr-14 | 94.42 | 94.90 | 91.13 | 94.98 | 94.38 | 94.43 | 93.95 | 94.44 | 94.40 |
| May-14 | 94.27 | 95.38 | 91.02 | 94.65 | 94.20 | 94.29 | 93.27 | 94.30 | 94.23 |
| Jun-14 | 94.17 | 95.10 | 90.47 | 94.24 | 93.94 | 94.19 | 91.96 | 94.20 | 94.14 |
| Jul-14 | 93.90 | 94.60 | 89.86 | 93.82 | 93.68 | 93.92 | 90.82 | 93.92 | 93.84 |
| Aug-14 | 94.02 | 94.10 | 90.05 | 94.03 | 93.83 | 94.04 | 91.55 | 94.04 | 93.98 |
| Sep-14 | 94.10 | 94.39 | 89.25 | 93.99 | 93.85 | 94.11 | 90.56 | 94.10 | 94.02 |
| Oct-14 | 94.34 | 94.49 | 89.29 | 94.19 | 94.09 | 94.34 | 90.80 | 94.34 | 94.24 |

Table 1. Groundwater Elevations at Moog

| Date | Sump | MW-1B | MW-2A | MW-2B | MW-3 | MW-4 | MW-5 | MW-6 | MW-7 |
|---|---|---|---|---|---|---|---|---|---|
| Dec-14 | 94.39 | 94.96 | 90.92 | 94.90 | 94.35 | 94.41 | 93.05 | 94.42 | 94.36 |
| Jan-15 | 94.01 | 94.73 | 90.28 | 94.29 | 93.91 | 94.05 | 92.47 | 94.02 | 93.96 |
| Mar-15 | 94.44 | 95.20 | 91.13 | 94.99 | 94.43 | 94.45 | 93.90 | 94.48 | 94.43 |
| Apr-15 | 94.48 | 94.59 | 91.02 | 94.88 | 94.41 | 94.50 | 94.15 | 94.50 | 93.45 |
| May-15 | 94.20 | 94.88 | 90.29 | 94.40 | 93.96 | 94.22 | 92.36 | 94.21 | 94.13 |
| Jun-15 | 94.18 | 94.96 | 90.57 | 94.40 | 94.03 | 94.26 | 92.49 | 94.29 | 94.21 |
| Jul-15 | 94.38 | 95.10 | 90.30 | 94.49 | 94.16 | 94.42 | 92.37 | 94.41 | 94.33 |
| Aug-15 | 94.26 | 94.94 | 89.55 | 94.42 | 94.01 | 94.28 | 91.33 | 94.28 | 94.20 |
| Sep-15 | 93.68 | 94.23 | 89.29 | 93.63 | 93.46 | 93.73 | 90.35 | 93.71 | 93.63 |
| Oct-15 | 93.93 | 94.92 | 90.58 | 94.07 | 93.68 | 93.92 | 90.75 | 93.96 | 93.86 |
| Nov-15 | 94.17 | 94.96 | 89.87 | 94.29 | 93.95 | 94.19 | 91.65 | 94.19 | 94.12 |
| Dec-15 | 94.15 | 94.88 | 90.12 | 94.44 | 94.01 | 94.18 | 91.70 | 94.20 | 94.13 |
| Jan-16 | 94.28 | 95.19 | 90.39 | 94.67 | 94.25 | 94.31 | 92.75 | 94.31 | 94.25 |
| Feb-16 | 94.37 | 95.32 | 90.81 | 94.93 | 94.41 | 94.40 | 94.12 | 94.41 | 94.35 |
| Mar-16 | 94.48 | 92.57 | 90.83 | 94.82 | 94.38 | 94.50 | 94.20 | 94.49 | 94.47 |
| Apr-16 | 94.44 | 95.30 | 91.11 | 94.83 | 94.40 | 94.46 | 93.93 | 94.47 | 94.42 |
| May-16 | 93.79 | 94.92 | 89.52 | 93.80 | 93.54 | 93.81 | 91.17 | 93.81 | 93.73 |
| Jun-16 | 94.10 | 93.76 | 89.47 | 94.06 | 93.83 | 94.12 | 91.14 | 94.12 | 94.04 |
| Aug-16 | 93.63 | 94.37 | 87.95 | 93.40 | 93.36 | 93.65 | 89.10 | 93.65 | 93.55 |
| Sep-16 | 93.10 | 94.57 | 88.62 | 93.13 | 92.87 | 93.14 | 89.63 | 93.12 | 93.03 |
| Oct-16 | 93.97 | 94.63 | 88.72 | 93.93 | 93.73 | 93.97 | 90.73 | 93.99 | 93.91 |
| Nov-16 | 93.85 | 94.81 | 89.49 | 94.05 | 93.67 | 93.89 | 91.36 | 93.87 | 93.80 |
| Dec-16 | 94.34 | 94.83 | 90.25 | 94.73 | 94.21 | 94.37 | 92.34 | 94.38 | 94.31 |
| Jan-17 | 94.55 | 95.37 | 90.56 | 95.20 | 94.58 | 94.57 | 93.75 | 94.58 | 94.52 |
| Feb-17 | 94.56 | 95.34 | 90.49 | 94.73 | 94.52 | 94.60 | 93.85 | 94.51 | 94.54 |
| Mar-17 | 94.42 | 94.88 | 90.64 | 94.94 | 94.35 | 94.46 | 94.23 | 94.45 | 94.38 |
| Mar-17 | 94.42 | 94.88 | 90.64 | 94.94 | 94.35 | 94.46 | 94.23 | 94.45 | 94.38 |
| Apr-17 | 94.32 | 95.54 | 90.90 | 94.83 | 94.27 | 94.35 | 94.42 | 94.36 | 94.29 |
| May-17 | 94.25 | 95.05 | 89.97 | 94.33 | 94.05 | 94.28 | 92.72 | 94.30 | 94.23 |
| Jun-17 | 93.76 | 94.53 | 88.73 | 93.89 | 93.52 | 93.76 | 91.98 | 93.72 | 93.44 |
| Jul-17 | 93.68 | 94.99 | 89.37 | 93.63 | 93.23 | 93.42 | 91.50 | 93.45 | 93.45 |
| Aug-17 | 94.01 | 95.00 | 89.60 | 94.31 | 93.78 | 94.01 | 92.00 | 94.04 | 93.96 |
| Sep-17 | 93.95 | 94.34 | 89.41 | 93.95 | 93.68 | 93.97 | 91.26 | 93.97 | 93.89 |
| Oct-17 | 92.43 | 94.45 | 88.53 | 92.68 | 92.22 | 92.48 | 90.35 | 92.46 | 92.40 |
| Nov-17 | 94.18 | 95.03 | 90.26 | 94.68 | 94.03 | 94.20 | 93.16 | 94.22 | 94.16 |
| Dec-17 | 94.29 | 95.32 | 90.46 | 94.87 | 94.16 | 94.35 | 93.19 | 94.35 | 94.27 |
| Jan-18 | 93.93 | 95.06 | 90.22 | 94.33 | 93.73 | 93.95 | 93.01 | 93.94 | 93.87 |
| Feb-18 | 94.36 | 95.49 | 90.76 | 94.99 | 94.36 | 94.39 | 94.10 | 94.41 | 94.36 |
| Mar-18 | 94.30 | 94.96 | 91.00 | 94.80 | 94.16 | 94.32 | 94.05 | 94.34 | 94.28 |
| Apr-18 | 94.30 | 95.49 | 91.10 | 94.87 | 94.08 | 94.34 | 94.39 | 94.36 | 94.30 |
| May-18 | 94.06 | 95.19 | 90.13 | 94.32 | 93.79 | 94.10 | 92.32 | 94.11 | 94.01 |
| Jun-18 | 93.92 | 94.76 | 89.96 | 94.07 | 93.60 | 93.93 | 91.98 | 93.95 | 93.86 |
| Jul-18 | 93.80 | 94.91 | 89.59 | 93.74 | 93.50 | 93.84 | 91.24 | 93.83 | 93.85 |
| Aug-18 | 94.18 | 94.91 | 89.32 | 94.33 | 93.86 | 94.19 | 91.17 | 94.17 | 94.12 |
| Sep-18 | 93.74 | 94.62 | 88.66 | 93.67 | 93.44 | 93.76 | 90.26 | 93.76 | 93.68 |
| Oct-18 | 94.30 | 94.91 | 88.87 | 94.68 | 94.00 | 94.28 | 91.39 | 94.32 | 94.24 |
| Nov-18 | 94.36 | 95.34 | 90.53 | 95.09 | 94.34 | 94.40 | 93.41 | 94.42 | 94.31 |

| Date | Sump | MW-1B | MW-2A | MW-2B | MW-3 | MW-4 | MW-5 | MW-6 | MW-7 |
|---|---|---|---|---|---|---|---|---|---|
| Dec-18 | 95.06 | 93.68 | 90.35 | 94.93 | 94.24 | 94.36 | 94.08 | 94.35 | 94.32 |
| Jan-19 | 94.35 | 95.12 | 90.47 | 94.93 | 94.38 | 94.39 | 94.23 | 94.41 | 94.35 |
| Feb-19 | 94.33 | 95.23 | 90.70 | 94.63 | 94.09 | 94.32 | 93.55 | 94.33 | 94.28 |
| Mar-19 | 94.15 | 94.79 | 90.09 | 94.47 | 93.89 | 94.19 | 92.93 | 94.21 | 94.12 |
| Apr-19 | 94.34 | 95.35 | 90.79 | 94.77 | 94.18 | 94.37 | 93.89 | 94.36 | 94.33 |
| May-19 | 94.25 | 95.00 | 90.34 | 94.40 | 93.96 | 94.28 | 92.74 | 94.30 | 94.22 |
| Jun-19 | 94.08 | 94.00 | 90.09 | 94.29 | 93.78 | 94.12 | 92.51 | 94.14 | 94.06 |
| Jul-19 | 94.08 | 94.80 | 89.87 | 94.22 | 93.75 | 94.09 | 92.24 | 94.08 | 94.04 |
| Aug-19 | 93.72 | 94.74 | 88.78 | 93.83 | 93.38 | 93.76 | 90.61 | 93.75 | 93.67 |
| Sep-19 | 94.23 | 92.85 | 89.02 | 94.39 | 93.90 | 94.27 | 91.41 | 94.26 | 94.21 |
| Oct-19 | 94.46 | 94.63 | 89.22 | 94.90 | 94.13 | 94.49 | 91.71 | 94.48 | 94.53 |
| Nov-19 | 94.40 | 94.94 | 90.54 | 94.77 | 94.28 | 94.42 | 93.30 | 94.43 | 94.38 |
| Dec-19 | 94.35 | 94.55 | 89.92 | 94.73 | 94.36 | 94.36 | 94.10 | 94.38 | 94.31 |
| Jan-20 | 94.30 | 94.89 | 90.41 | 94.61 | 94.26 | 94.35 | 94.05 | 94.34 | 94.28 |
| Feb-20 | 94.31 | 95.55 | 90.42 | 94.58 | 94.32 | 94.35 | 94.13 | 94.37 | 94.28 |
| Mar-20 | 94.38 | 95.01 | 90.52 | 94.76 | 94.39 | 94.41 | 94.20 | 94.43 | 94.36 |
| Apr-20 | 94.36 | 95.07 | 90.71 | 94.72 | 94.38 | 94.38 | 94.24 | 94.40 | 94.34 |
| May-20 | 94.25 | 95.10 | 90.62 | 94.46 | 94.07 | 94.27 | 93.55 | 94.28 | 94.23 |
| Jun-20 | 93.95 | 94.82 | 89.99 | 94.09 | 93.67 | 94.01 | 92.44 | 93.99 | 93.92 |
| Jun-20 | 93.94 | 94.85 | 89.57 | 94.04 | 93.62 | 93.97 | 91.76 | 93.97 | 93.85 |
| Aug-20 | 94.13 | 94.85 | 88.89 | 93.95 | 93.79 | 94.13 | 91.02 | 94.14 | 94.08 |
| Sep-20 | 93.50 | 93.87 | 88.29 | 93.59 | 93.20 | 93.55 | 90.40 | 93.53 | 93.46 |
| Oct-20 | 94.29 | 94.41 | 87.99 | 94.68 | 93.94 | 94.30 | 91.74 | 94.32 | 94.32 |
| Nov-20 | 94.05 | 94.73 | 89.44 | 94.62 | 93.79 | 94.11 | 91.94 | 94.09 | 94.03 |
| Dec-20 | 94.22 | 94.66 | 90.22 | 94.55 | 93.99 | 94.27 | 93.29 | 94.26 | 94.22 |
| Jan-21 | 94.34 | 95.16 | 90.52 | 94.69 | 94.18 | 94.38 | 94.12 | 94.38 | 94.32 |
| Feb-21 | 94.04 | 94.73 | 89.37 | 94.27 | 93.75 | 94.07 | 92.48 | 94.05 | 93.93 |
| Mar-21 | 94.35 | 95.07 | 90.72 | 94.75 | 94.21 | 94.36 | 93.25 | 94.40 | 94.33 |
| Apr-21 | 94.10 | 94.97 | 90.16 | 94.35 | 93.83 | 94.14 | 92.39 | 94.13 | 94.07 |
| May-21 | 93.93 | 94.99 | 89.94 | 94.08 | 93.63 | 93.97 | 92.33 | 93.96 | 93.91 |

**TABLE 2**
**MOOG SITE**
**SUMMARY OF FIELD MEASUREMENTS**
**(May 21, 2021)**

| Location | Sample Time | pH (SU) | Turbidity (NTU) | Specific Conductance (uhmos/cm) | Temperature (F) | Sample Appearance |
|---|---|---|---|---|---|---|
| Method | | SM4500 HB (20th Ed) | EPA 180.1 (Rev 2.0) | EPA 120.1 (Rev 1982) | SM2550B (20th Ed) | |
| MW-1B | 2:01 pm | 6.96 | 11.5 | 1,004 | 61 | Clear |
| MW-2A | 1:48 pm | 6.57 | 5.95 | 1,611 | 60 | Clear |
| MW-2B | 1:42 pm | 6.91 | 2.91 | 3,500 | 58 | Clear |
| MW-3 | 1:34 pm | 7.12 | 15.8 | 1,623 | 60 | Clear |
| MW-4 | 1:02 pm | 7.06 | 2.04 | 1,233 | 59 | Clear |
| MW-5 | 12:49 pm | 6.34 | 3.24 | 967 | 56 | Clear |
| MW-6 | 1:10 pm | 7.47 | 11.4 | 555 | 59 | Clear |
| MW-7 | 1:19 pm | 7.48 | 18.2 | 708 | 64 | Slightly Turbid |

All measurements made in the field by FTA (ELAP No. 10475) immediately upon sample collection.
All meters were calibrated in accordance with FTA laboratory procedures and protocols.

# TABLE 3

## SUMMARY OF ANALYTICAL TESTING RESULTS AT MOOG, INC.

**Second Quarter 2021 (Concentrations in ug/l)**

| COMPOUND | MW-1B | | MW-2A | | MW-2B | | MW-3 | | MW-4 | | MW-5 | | MW-6 | | MW-7 | |
|---|---|---|---|---|---|---|---|---|---|---|---|---|---|---|---|---|
| 1,1,1-TRICHLOROETHANE (TCA) | 5.0 | U | 5.0 | U | 5.0 | U | 5.0 | U | 5.0 | U | 5.0 | U | 5.0 | U | 5.0 | U |
| 1,1,2,2-TETRACHLOROETHANE | 5.0 | U | 5.0 | U | 5.0 | U | 5.0 | U | 5.0 | U | 5.0 | U | 5.0 | U | 5.0 | U |
| 1,1,2-TRICHLOROETHANE | 5.0 | U | 5.0 | U | 5.0 | U | 5.0 | U | 5.0 | U | 5.0 | U | 5.0 | U | 5.0 | U |
| 1,1,2-TRICHLOROTRIFLUOROETHANE (CFC 113) | 5.0 | U | 5.0 | U | 9.6 | | 5.0 | U | 5.0 | U | 5.0 | U | 5.0 | U | 5.0 | U |
| 1,1-DICHLOROETHANE (1,1-DCA) | 5.0 | U | 5.0 | U | 93 | | 5.0 | U | 5.0 | U | 5.0 | U | 5.0 | U | 5.0 | U |
| 1,1-DICHLOROETHENE (1,1-DCE) | 5.0 | U | 5.0 | U | 5.0 | U | 5.0 | U | 5.0 | U | 5.0 | U | 5.0 | U | 5.0 | U |
| 1,2,4-TRICHLOROBENZENE | 5.0 | U | 5.0 | U | 5.0 | U | 5.0 | U | 5.0 | U | 5.0 | U | 5.0 | U | 5.0 | U |
| 1,2-DIBROMO-3-CHLOROPROPANE (DBCP) | 10 | U | 10 | U | 5.0 | U | 10 | U | 10 | U | 10 | U | 10 | U | 10 | U |
| 1,2-DIBROMOETHANE | 5.0 | U | 5.0 | U | 5.0 | U | 5.0 | U | 5.0 | U | 5.0 | U | 5.0 | U | 5.0 | U |
| 1,2-DICHLOROBENZENE | 5.0 | U | 5.0 | U | 5.0 | U | 5.0 | U | 5.0 | U | 5.0 | U | 5.0 | U | 5.0 | U |
| 1,2-DICHLOROETHANE | 5.0 | U | 5.0 | U | 5.0 | U | 5.0 | U | 5.0 | U | 5.0 | U | 5.0 | U | 5.0 | U |
| 1,2-DICHLOROPROPANE | 5.0 | U | 5.0 | U | 5.0 | U | 5.0 | U | 5.0 | U | 5.0 | U | 5.0 | U | 5.0 | U |
| 1,3-DICHLOROBENZENE | 5.0 | U | 5.0 | U | 5.0 | U | 5.0 | U | 5.0 | U | 5.0 | U | 5.0 | U | 5.0 | U |
| 1,4-DICHLOROBENZENE | 5.0 | U | 5.0 | U | 5.0 | U | 5.0 | U | 5.0 | U | 5.0 | U | 5.0 | U | 5.0 | U |
| 2-BUTANONE (MEK) | 10 | U | 10 | U | 10 | U | 10 | U | 10 | U | 10 | U | 10 | U | 10 | U |
| 2-HEXANONE | 10 | U | 10 | U | 10 | U | 10 | U | 10 | U | 10 | U | 10 | U | 10 | U |
| 4-METHYL-2-PENTANONE | 10 | U | 10 | U | 10 | U | 10 | U | 10 | U | 10 | U | 10 | U | 10 | U |
| ACETONE | 5.0 | U | 5.0 | U | 5.0 | U | 5.0 | U | 5.0 | U | 5.0 | U | 5.0 | U | 5.0 | U |
| BENZENE | 5.0 | U | 5.0 | U | 5.0 | U | 5.0 | U | 5.0 | U | 5.0 | U | 5.0 | U | 5.0 | U |
| BROMODICHLOROMETHANE | 5.0 | U | 5.0 | U | 5.0 | U | 5.0 | U | 5.0 | U | 5.0 | U | 5.0 | U | 5.0 | U |
| BROMOFORM | 5.0 | U | 5.0 | U | 5.0 | U | 5.0 | U | 5.0 | U | 5.0 | U | 5.0 | U | 5.0 | U |
| BROMOMETHANE | 10 | U | 10 | U | 5.0 | U | 10 | U | 10 | U | 10 | U | 10 | U | 10 | U |
| CARBON DISULFIDE | 5.0 | U | 5.0 | U | 5.0 | U | 5.0 | U | 5.0 | U | 5.0 | U | 5.0 | U | 5.0 | U |
| CARBON TETRACHLORIDE | 5.0 | U | 5.0 | U | 5.0 | U | 5.0 | U | 5.0 | U | 5.0 | U | 5.0 | U | 5.0 | U |
| CHLOROBENZENE | 5.0 | U | 5.0 | U | 5.0 | U | 5.0 | U | 5.0 | U | 5.0 | U | 5.0 | U | 5.0 | U |
| CHLOROETHANE | 10 | U | 10 | U | 10 | U | 10 | U | 10 | U | 10 | U | 10 | U | 10 | U |
| CHLOROFORM | 5.0 | U | 5.0 | U | 5.0 | U | 5.0 | U | 5.0 | U | 5.0 | U | 5.0 | U | 5.0 | U |
| CHLOROMETHANE | 10 | U | 10 | U | 10 | U | 10 | U | 10 | U | 10 | U | 10 | U | 10 | U |

U = Not Detected, J = Estimated

# TABLE 3 (Continued)
# SUMMARY OF ANALYTICAL TESTING RESULTS AT MOOG, INC.

**Second Quarter 2021 (Concentration in ug/l)**

| COMPOUND | MW-1B | | MW-2A | | MW-2B | | MW-3 | | MW-4 | | MW-5 | | MW-6 | | MW-7 | |
|---|---|---|---|---|---|---|---|---|---|---|---|---|---|---|---|---|
| CYCLOHEXANE | 5.0 | U | 5.0 | U | 5.0 | U | 5.0 | U | 5.0 | U | 5.0 | U | 5.0 | U | 5.0 | U |
| DIBROMOCHLOROMETHANE | 5.0 | U | 5.0 | U | 5.0 | U | 5.0 | U | 5.0 | U | 5.0 | U | 5.0 | U | 5.0 | U |
| DICHLORODIFLUOROMETHANE (CFC 12) | 10 | U | 10 | U | 10 | U | 10 | U | 10 | U | 10 | U | 10 | U | 10 | U |
| DICHLOROMETHANE | 5.0 | U | 5.0 | U | 5.0 | U | 5.0 | U | 5.0 | U | 5.0 | U | 5.0 | U | 5.0 | U |
| ETHYLBENZENE | 5.0 | U | 5.0 | U | 5.0 | U | 5.0 | U | 5.0 | U | 5.0 | U | 5.0 | U | 5.0 | U |
| ISOPROPYLBENZENE (CUMENE) | 5.0 | U | 5.0 | U | 5.0 | U | 5.0 | U | 5.0 | U | 5.0 | U | 5.0 | U | 5.0 | U |
| METHYL ACETATE | 5.0 | U | 5.0 | U | 5.0 | U | 5.0 | U | 5.0 | U | 5.0 | U | 5.0 | U | 5.0 | U |
| METHYL TERT-BUTYL ETHER | 5.0 | U | 5.0 | U | 5.0 | U | 5.0 | U | 5.0 | U | 5.0 | U | 5.0 | U | 5.0 | U |
| METHYLCYCLOHEXANE | 5.0 | U | 5.0 | U | 5.0 | U | 5.0 | U | 5.0 | U | 5.0 | U | 5.0 | U | 5.0 | U |
| STYRENE | 5.0 | U | 5.0 | U | 5.0 | U | 5.0 | U | 5.0 | U | 5.0 | U | 5.0 | U | 5.0 | U |
| TETRACHLOROETHENE (PCE) | 5.0 | U | 5.0 | U | 5.0 | U | 5.0 | U | 5.0 | U | 5.0 | U | 5.0 | U | 5.0 | U |
| TOLUENE | 5.0 | U | 5.0 | U | 5.0 | U | 5.0 | U | 5.0 | U | 5.0 | U | 5.0 | U | 5.0 | U |
| TRICHLOROETHENE (TCE) | 5.0 | U | 5.0 | U | 6.5 | | 5.0 | U | 5.0 | U | 5.0 | U | 5.0 | U | 5.0 | U |
| TRICHLOROFLUOROMETHANE (CFC 11) | 5.0 | U | 5.0 | U | 5.0 | U | 5.0 | U | 5.0 | U | 5.0 | U | 5.0 | U | 5.0 | U |
| VINYL CHLORIDE | 10 | U | 10 | U | 46 | | 10 | U | 10 | U | 10 | U | 10 | U | 10 | U |
| CIS-1,2-DICHLOROETHENE | 5.0 | U | 5.0 | U | 34 | | 5.0 | U | 5.0 | U | 5.0 | U | 5.0 | U | 5.0 | U |
| CIS-1,3-DICHLOROPROPENE | 5.0 | U | 5.0 | U | 5.0 | U | 5.0 | U | 5.0 | U | 5.0 | U | 5.0 | U | 5.0 | U |
| M,P-XYLENES | 5.0 | U | 5.0 | U | 5.0 | U | 5.0 | U | 5.0 | U | 5.0 | U | 5.0 | U | 5.0 | U |
| O-XYLENE | 5.0 | U | 5.0 | U | 5.0 | U | 5.0 | U | 5.0 | U | 5.0 | U | 5.0 | U | 5.0 | U |
| TRANS-1,2-DICHLOROETHENE | 5.0 | U | 5.0 | U | 9.6 | | 5.0 | U | 5.0 | U | 5.0 | U | 5.0 | U | 5.0 | U |
| TRANS-1,3-DICHLOROPROPENE | 5.0 | U | 5.0 | U | 5.0 | U | 5.0 | U | 5.0 | U | 5.0 | U | 5.0 | U | 5.0 | U |

U = Not Detected, J= Estimated, B=Found in Method Blank

# FIGURE 1

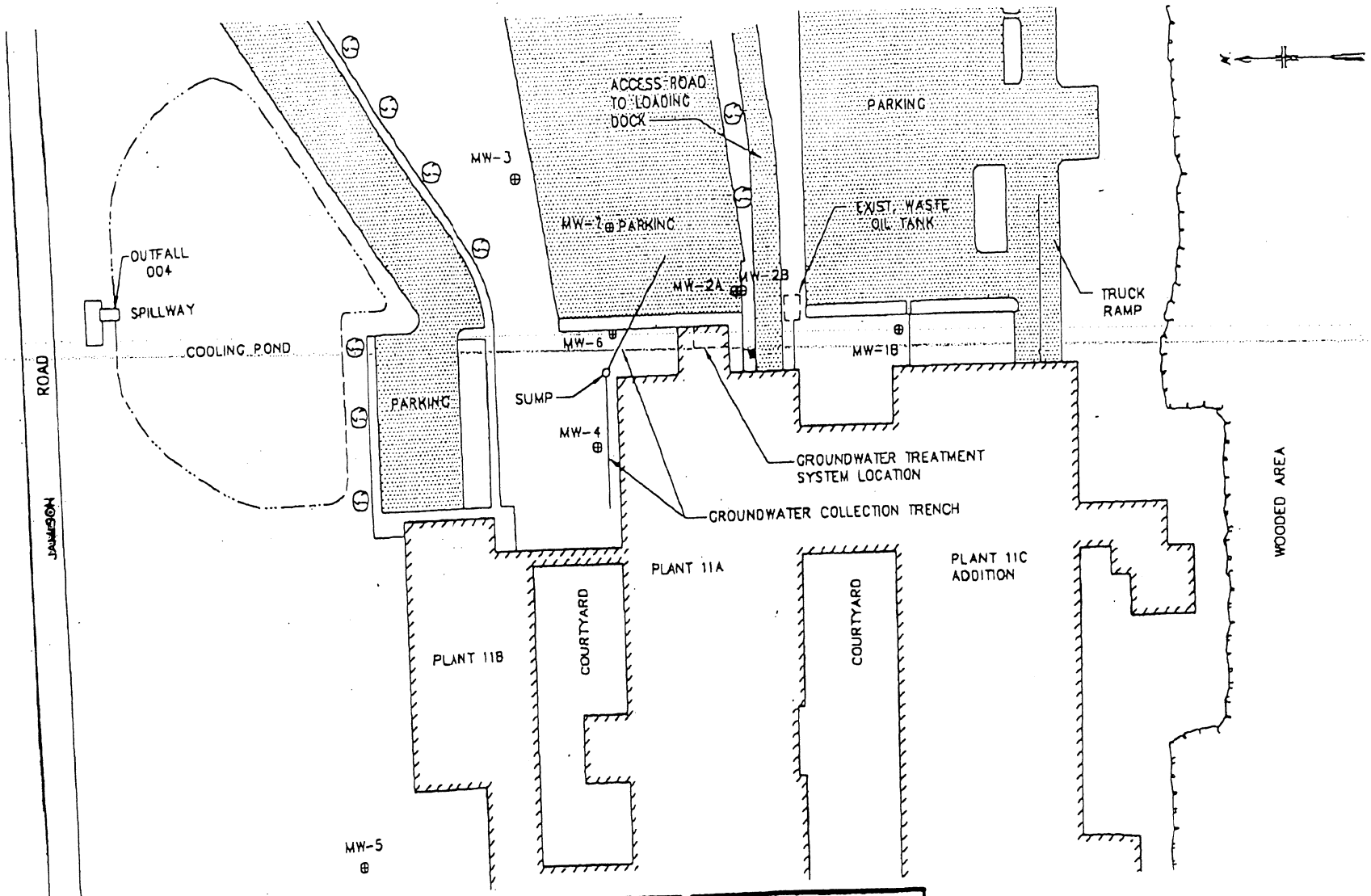


EAST AURORA PLANT 11
GROUNDWATER REMEDIATION SYSTEM
PERFORMANCE MONITORING
**MONITORING WELL LOCATIONS**

MOOG, INC.

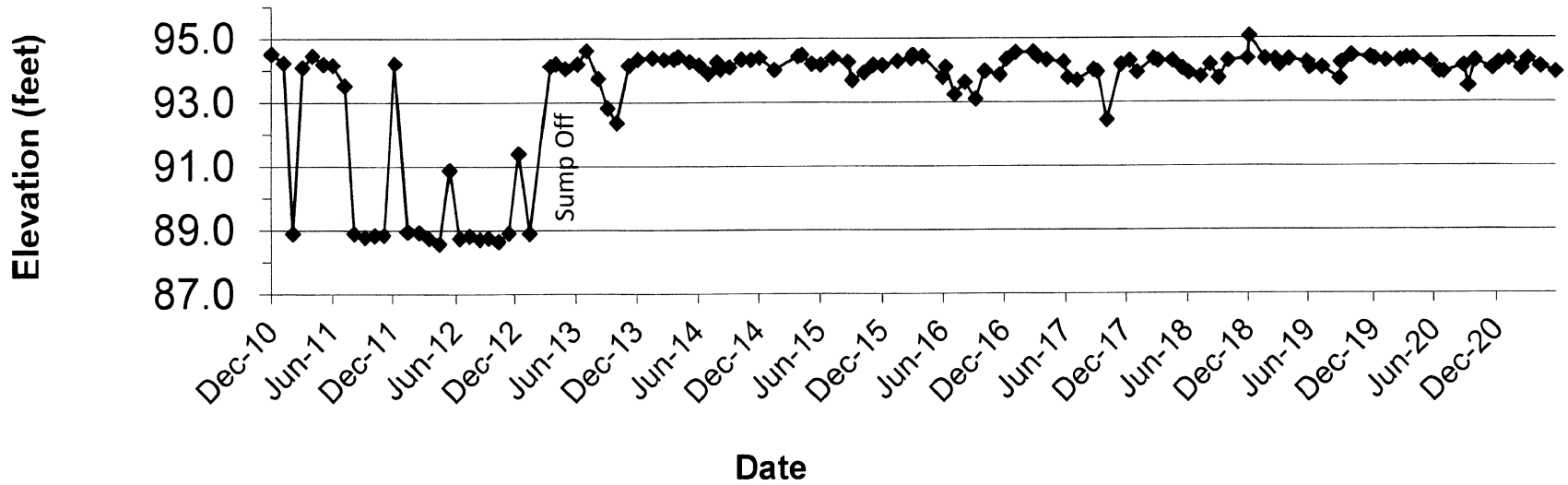
Figure 2. Groundwater Elevations in Sump
Elevation (feet)
95.0
93.0
91.0
89.0
87.0
Sump Off
Dec-10
Jun-11
Dec-11
Jun-12
Dec-12
Jun-13
Dec-13
Jun-14
Dec-14
Jun-15
Dec-15
Jun-16
Dec-16
Jun-17
Dec-17
Jun-18
Dec-18
Jun-19
Dec-19
Jun-20
Dec-20
Date

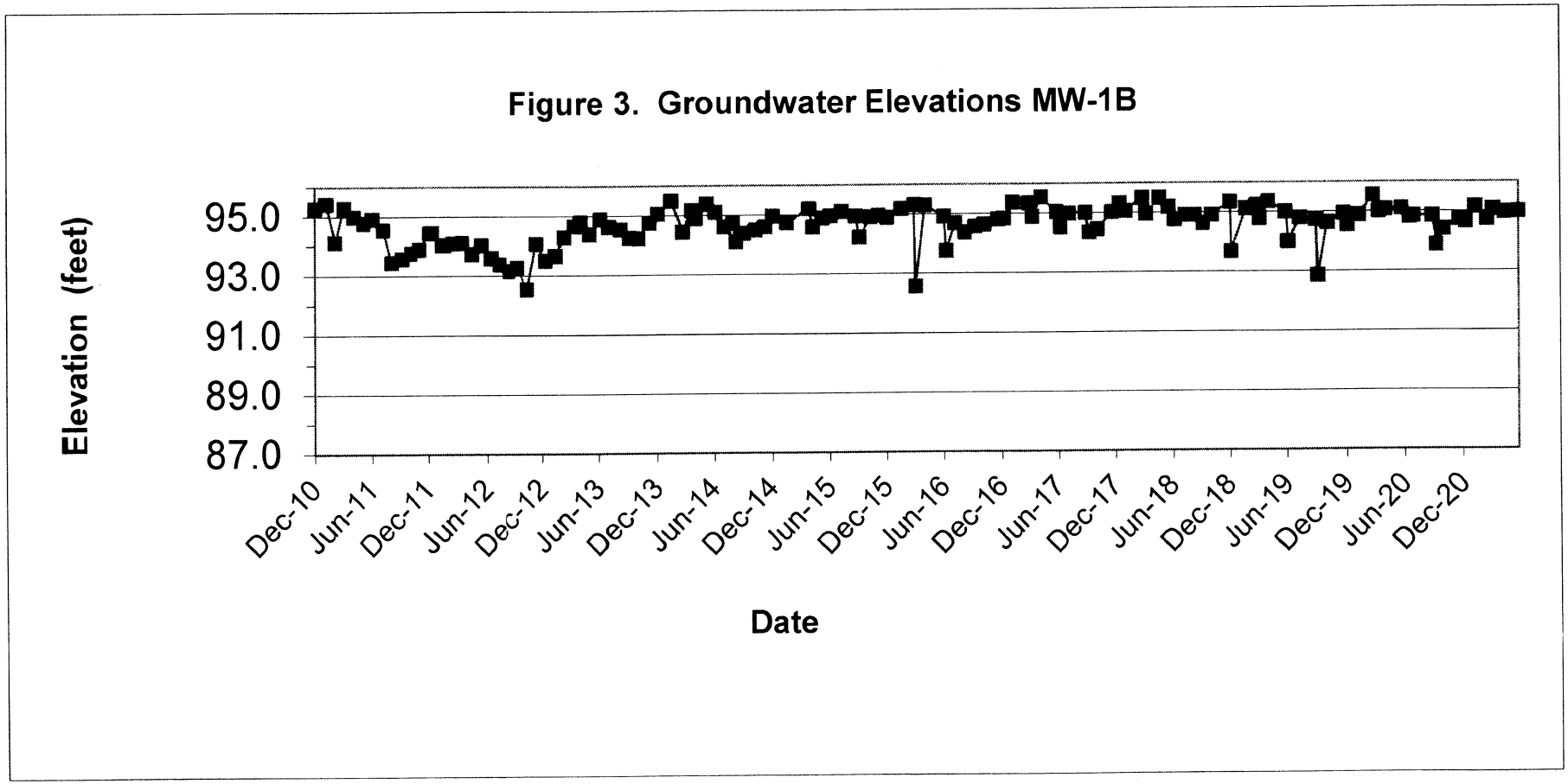
Figure 3. Groundwater Elevations MW-1B
Elevation (feet)
95.0
93.0
91.0
89.0
87.0
Dec-10
Jun-11
Dec-11
Jun-12
Dec-12
Jun-13
Dec-13
Jun-14
Dec-14
Jun-15
Dec-15
Jun-16
Dec-16
Jun-17
Dec-17
Jun-18
Dec-18
Jun-19
Dec-19
Jun-20
Dec-20
Date

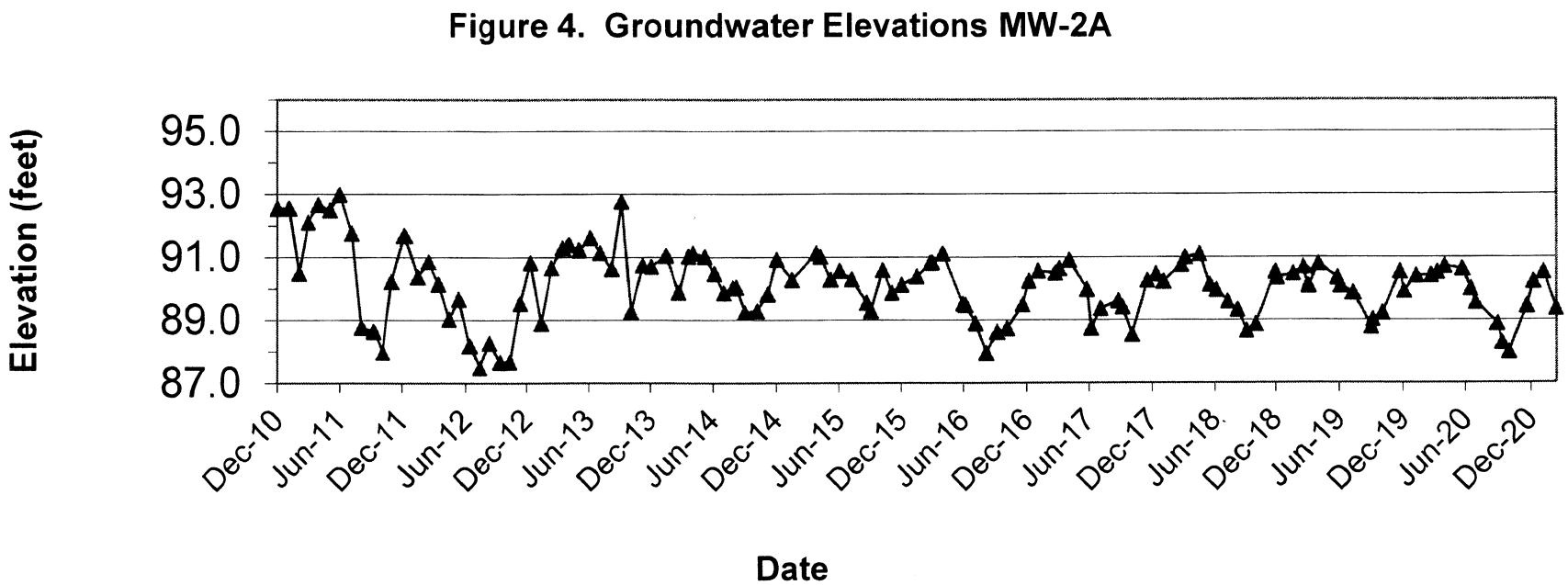
Figure 4. Groundwater Elevations MW-2A
Elevation (feet)
95.0
93.0
91.0
89.0
87.0
Dec-10
Jun-11
Dec-11
Jun-12
Dec-12
Jun-13
Dec-13
Jun-14
Dec-14
Jun-15
Dec-15
Jun-16
Dec-16
Jun-17
Dec-17
Jun-18
Dec-18
Jun-19
Dec-19
Jun-20
Dec-20
Date

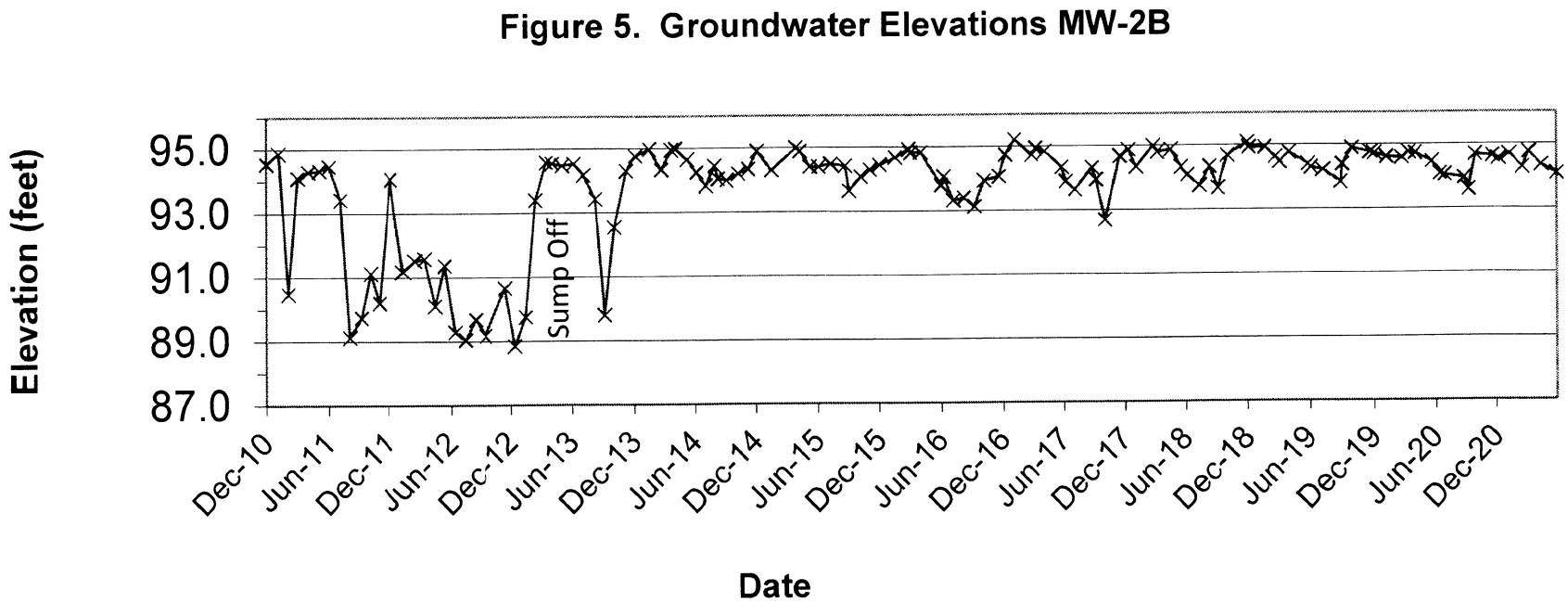


**Figure 5. Groundwater Elevations MW-2B**

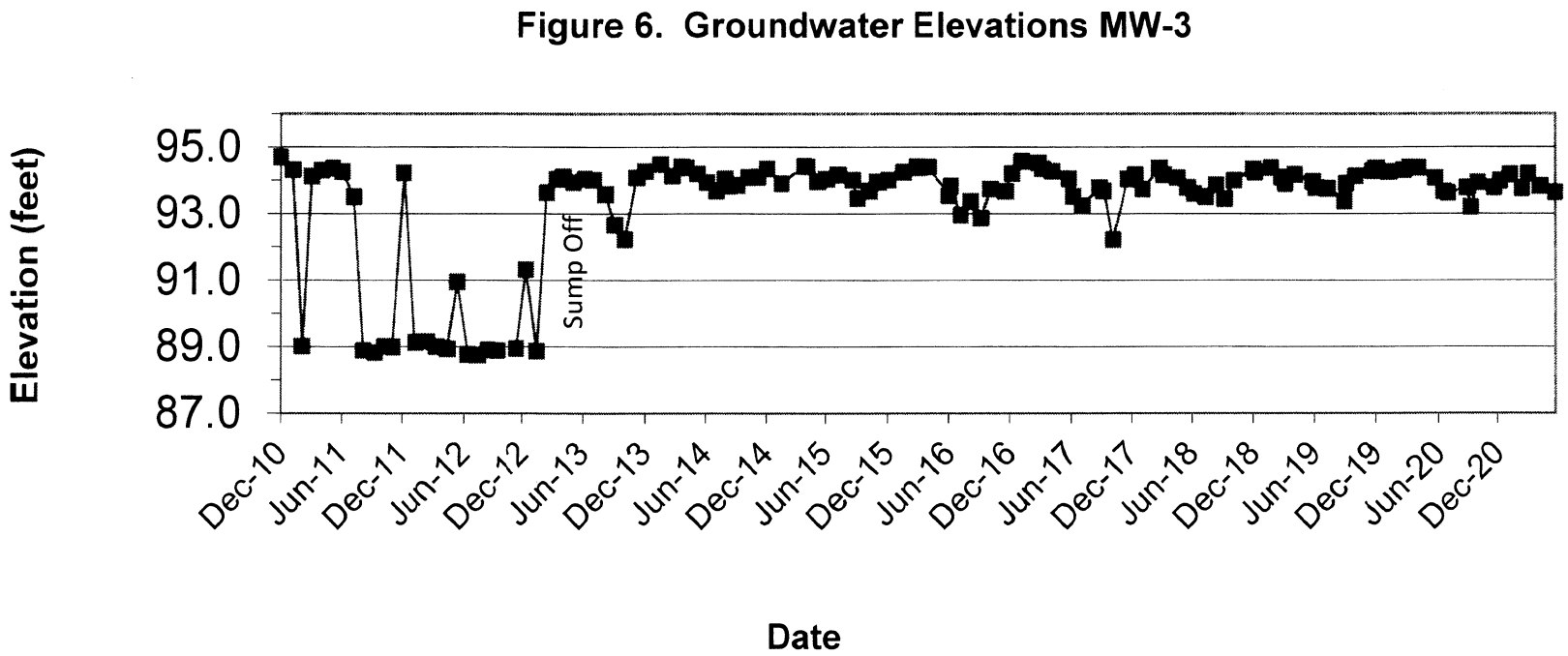
Figure 6. Groundwater Elevations MW-3
Elevation (feet)
95.0
93.0
91.0
89.0
87.0
Sump Off
Dec-10
Jun-11
Dec-11
Jun-12
Dec-12
Jun-13
Dec-13
Jun-14
Dec-14
Jun-15
Dec-15
Jun-16
Dec-16
Jun-17
Dec-17
Jun-18
Dec-18
Jun-19
Dec-19
Jun-20
Dec-20
Date

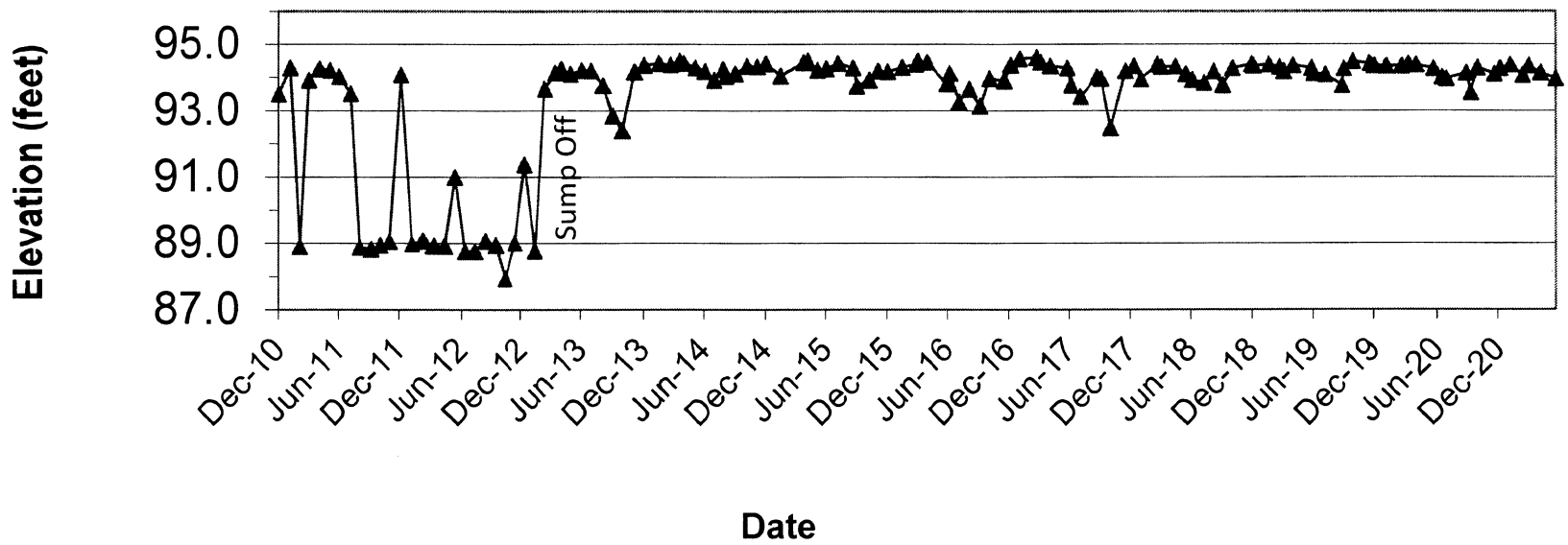


Figure 7. Groundwater Elevations MW-4

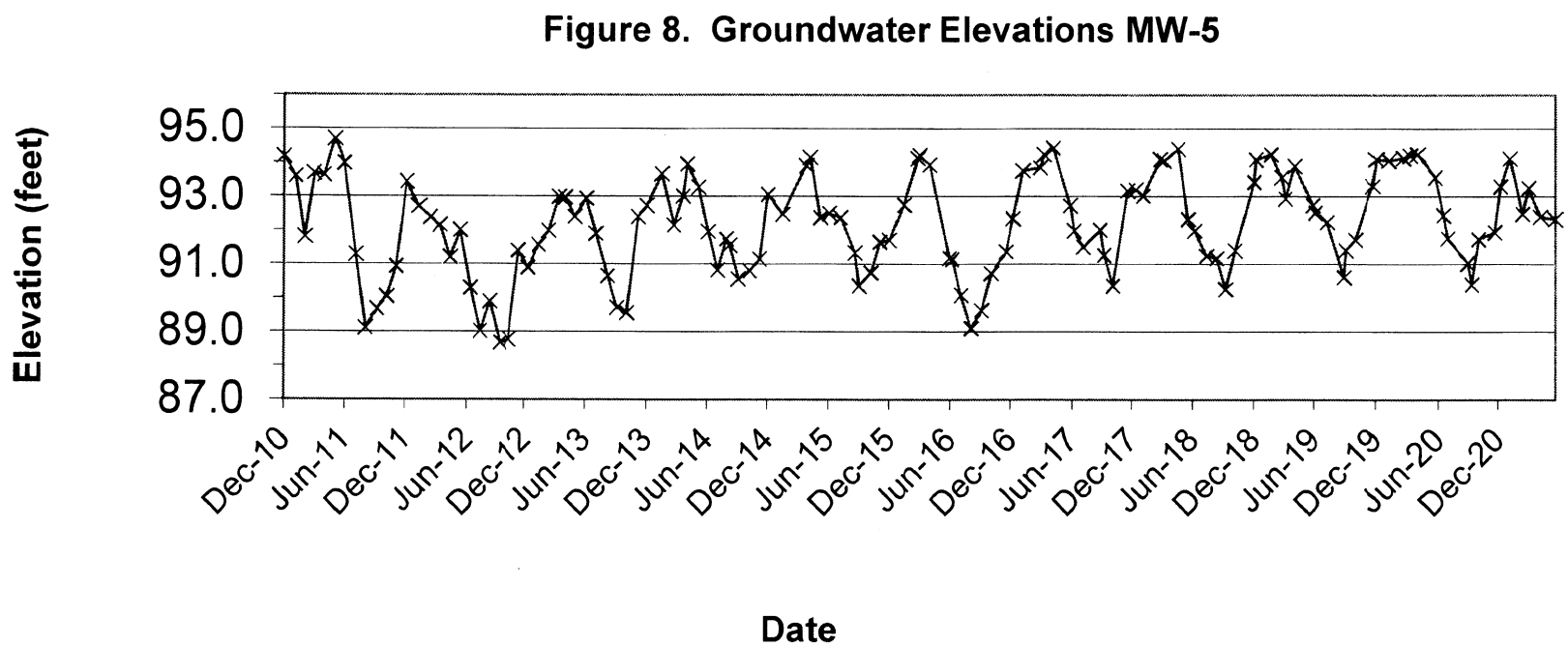
Figure 8. Groundwater Elevations MW-5
Elevation (feet)
95.0
93.0
91.0
89.0
87.0
Dec-10
Jun-11
Dec-11
Jun-12
Dec-12
Jun-13
Dec-13
Jun-14
Dec-14
Jun-15
Dec-15
Jun-16
Dec-16
Jun-17
Dec-17
Jun-18
Dec-18
Jun-19
Dec-19
Jun-20
Dec-20
Date

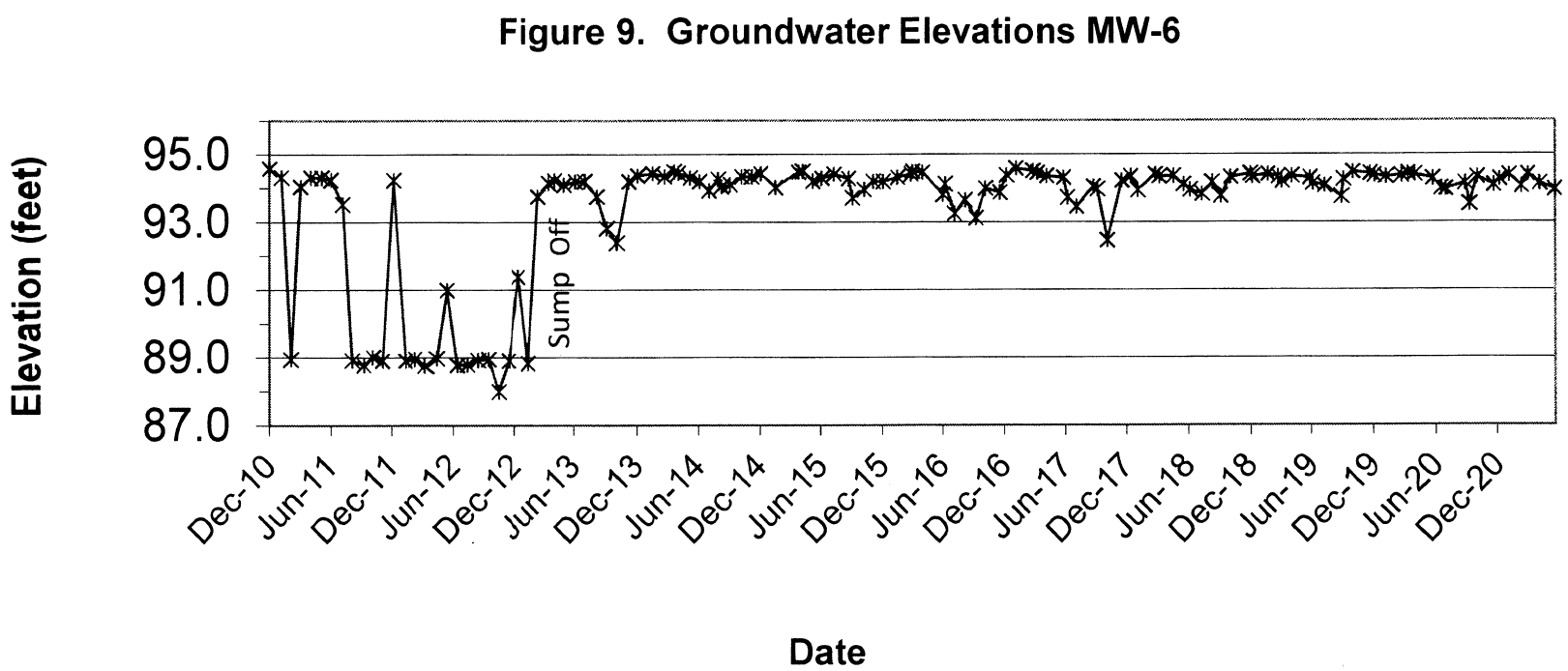
Figure 9. Groundwater Elevations MW-6
Elevation (feet)
95.0
93.0
91.0
89.0
87.0
Sump Off
Dec-10
Jun-11
Dec-11
Jun-12
Dec-12
Jun-13
Dec-13
Jun-14
Dec-14
Jun-15
Dec-15
Jun-16
Dec-16
Jun-17
Dec-17
Jun-18
Dec-18
Jun-19
Dec-19
Jun-20
Dec-20
Date

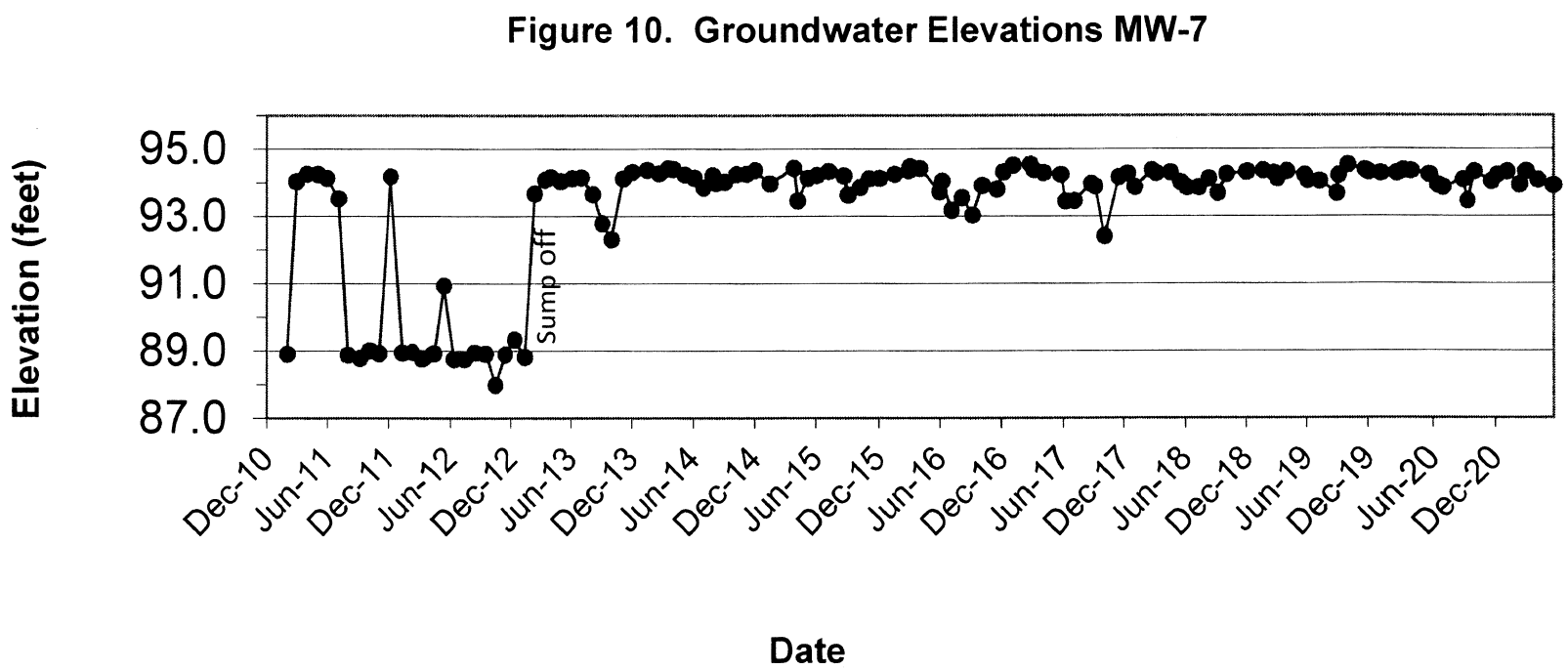
Figure 10. Groundwater Elevations MW-7
Elevation (feet)
95.0
93.0
91.0
89.0
87.0
Sump off
Dec-10
Jun-11
Dec-11
Jun-12
Dec-12
Jun-13
Dec-13
Jun-14
Dec-14
Jun-15
Dec-15
Jun-16
Dec-16
Jun-17
Dec-17
Jun-18
Dec-18
Jun-19
Dec-19
Jun-20
Dec-20
Date

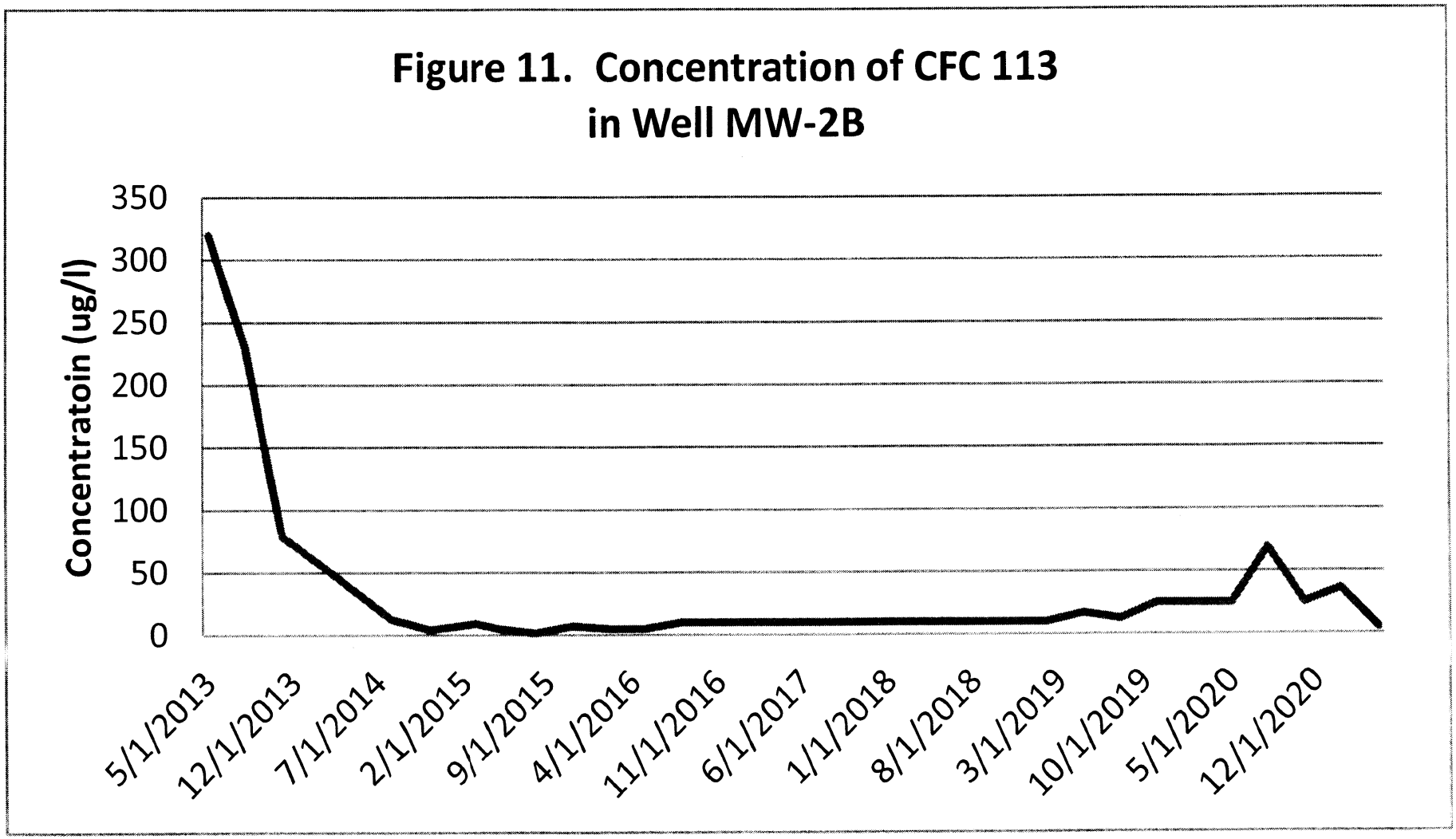
Figure 11. Concentration of CFC 113
in Well MW-2B
Concentratoin (ug/l)
350
300
250
200
150
100
50
0
5/1/2013
12/1/2013
7/1/2014
2/1/2015
9/1/2015
4/1/2016
11/1/2016
6/1/2017
1/1/2018
8/1/2018
3/1/2019
10/1/2019
5/1/2020
12/1/2020

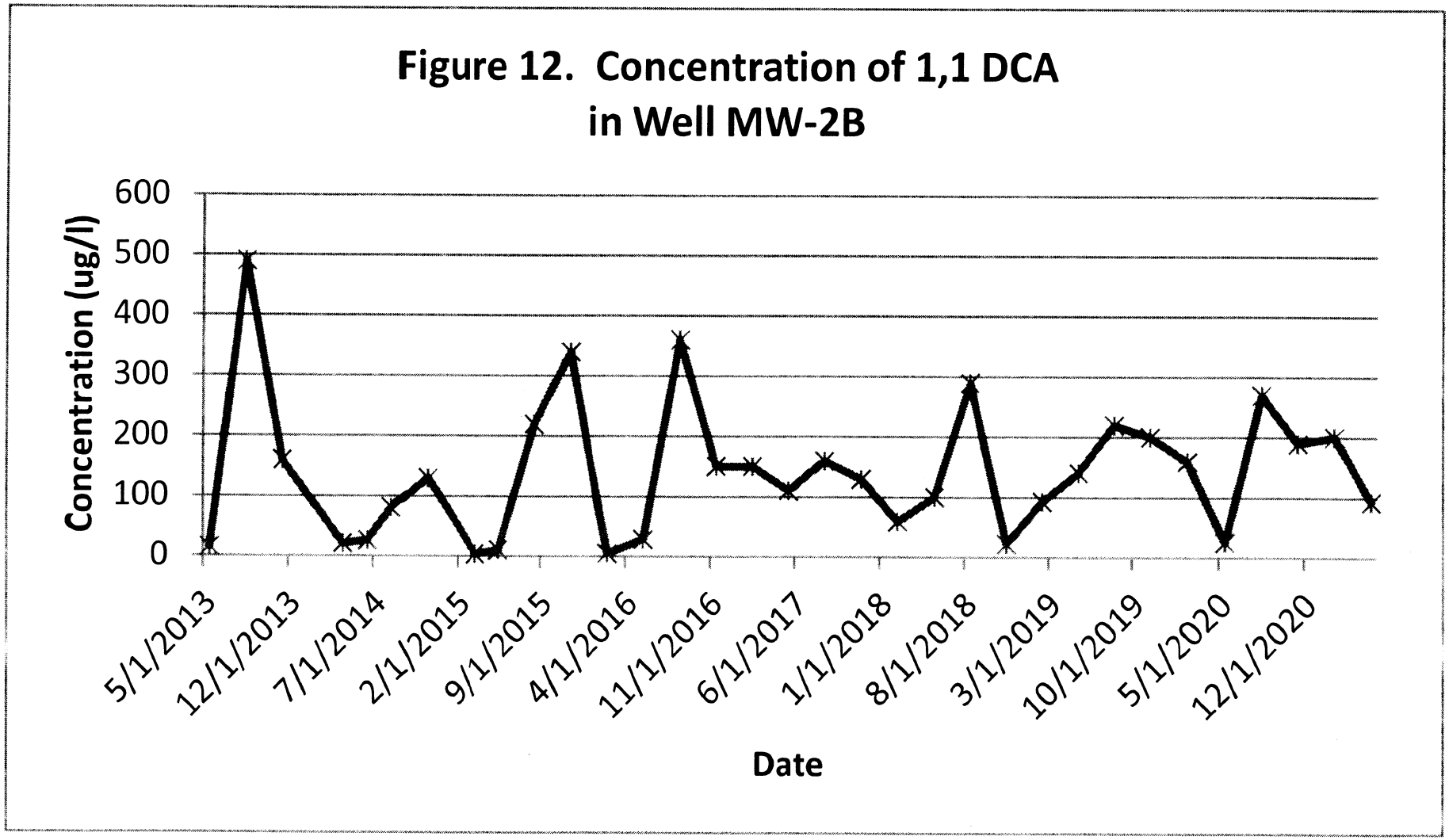
Figure 12. Concentration of 1,1 DCA
in Well MW-2B
Concentration (ug/l)
600
500
400
300
200
100
0
5/1/2013
12/1/2013
7/1/2014
2/1/2015
9/1/2015
4/1/2016
11/1/2016
6/1/2017
1/1/2018
8/1/2018
3/1/2019
10/1/2019
5/1/2020
12/1/2020
Date

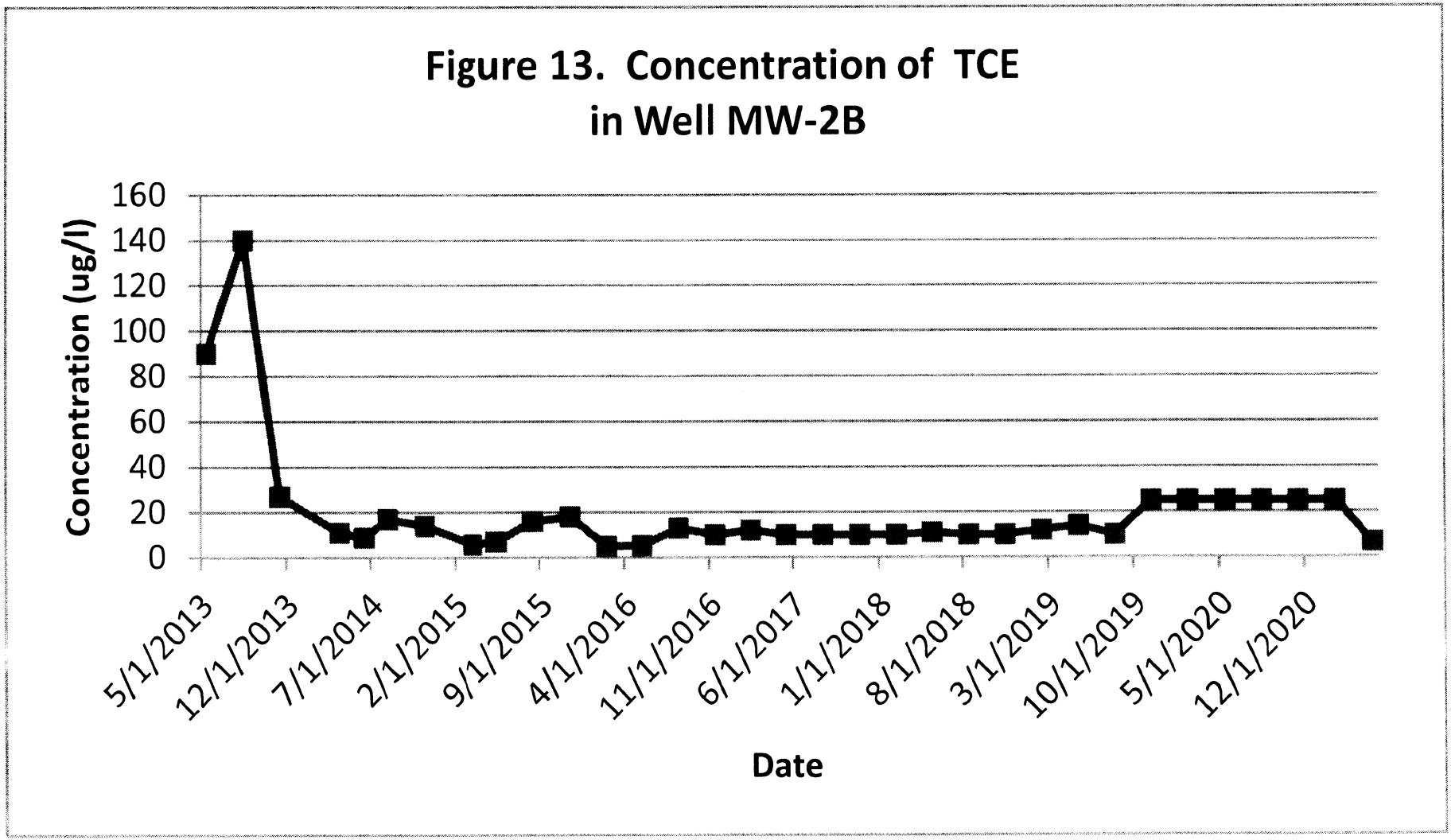
Figure 13. Concentration of TCE
in Well MW-2B
Concentration (ug/l)
160
140
120
100
80
60
40
20
0
5/1/2013
12/1/2013
7/1/2014
2/1/2015
9/1/2015
4/1/2016
11/1/2016
6/1/2017
1/1/2018
8/1/2018
3/1/2019
10/1/2019
5/1/2020
12/1/2020
Date

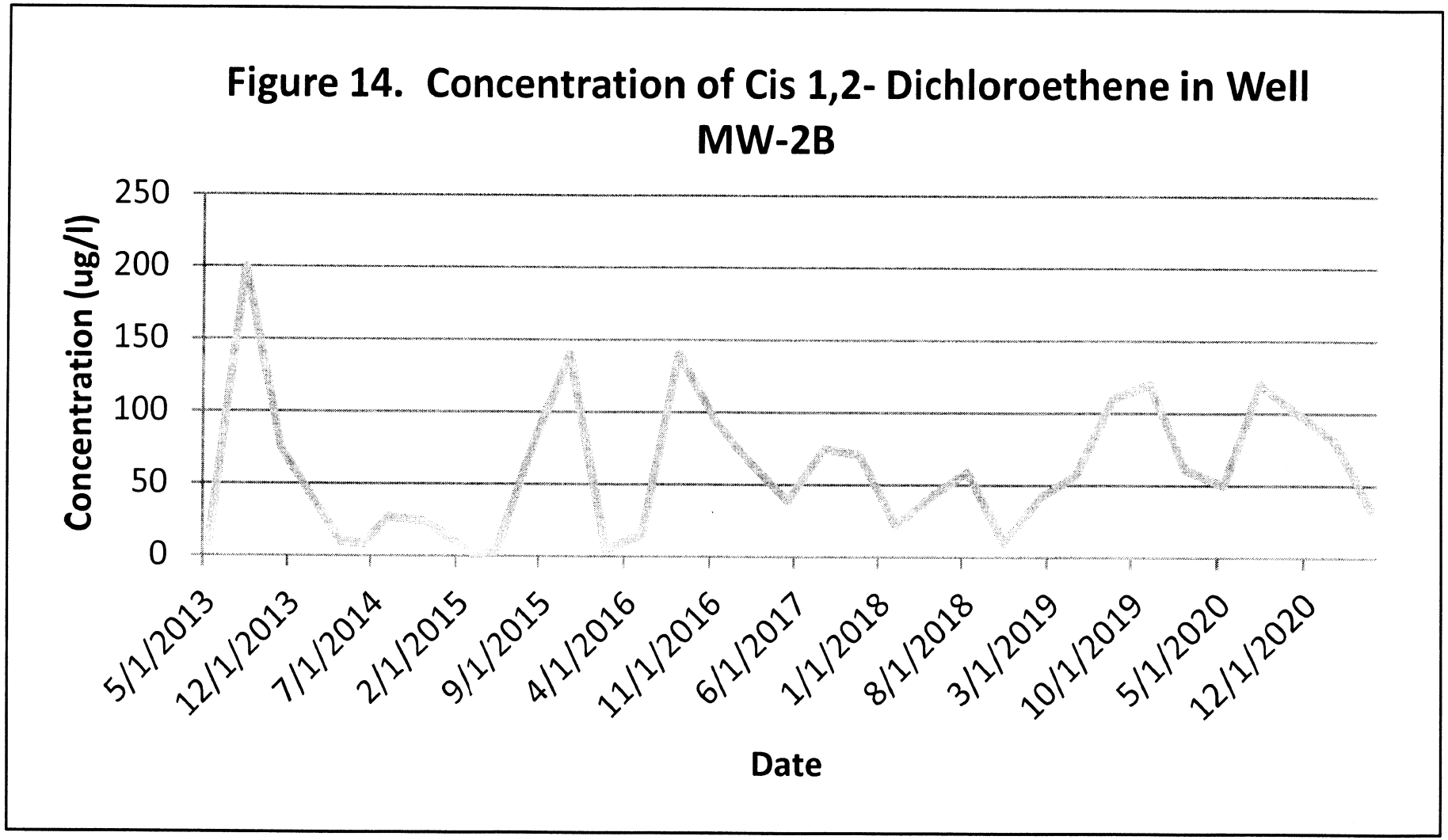
Figure 14. Concentration of Cis 1,2- Dichloroethene in Well MW-2B
Concentration (ug/l)
250
200
150
100
50
0
5/1/2013
12/1/2013
7/1/2014
2/1/2015
9/1/2015
4/1/2016
11/1/2016
6/1/2017
1/1/2018
8/1/2018
3/1/2019
10/1/2019
5/1/2020
12/1/2020
Date

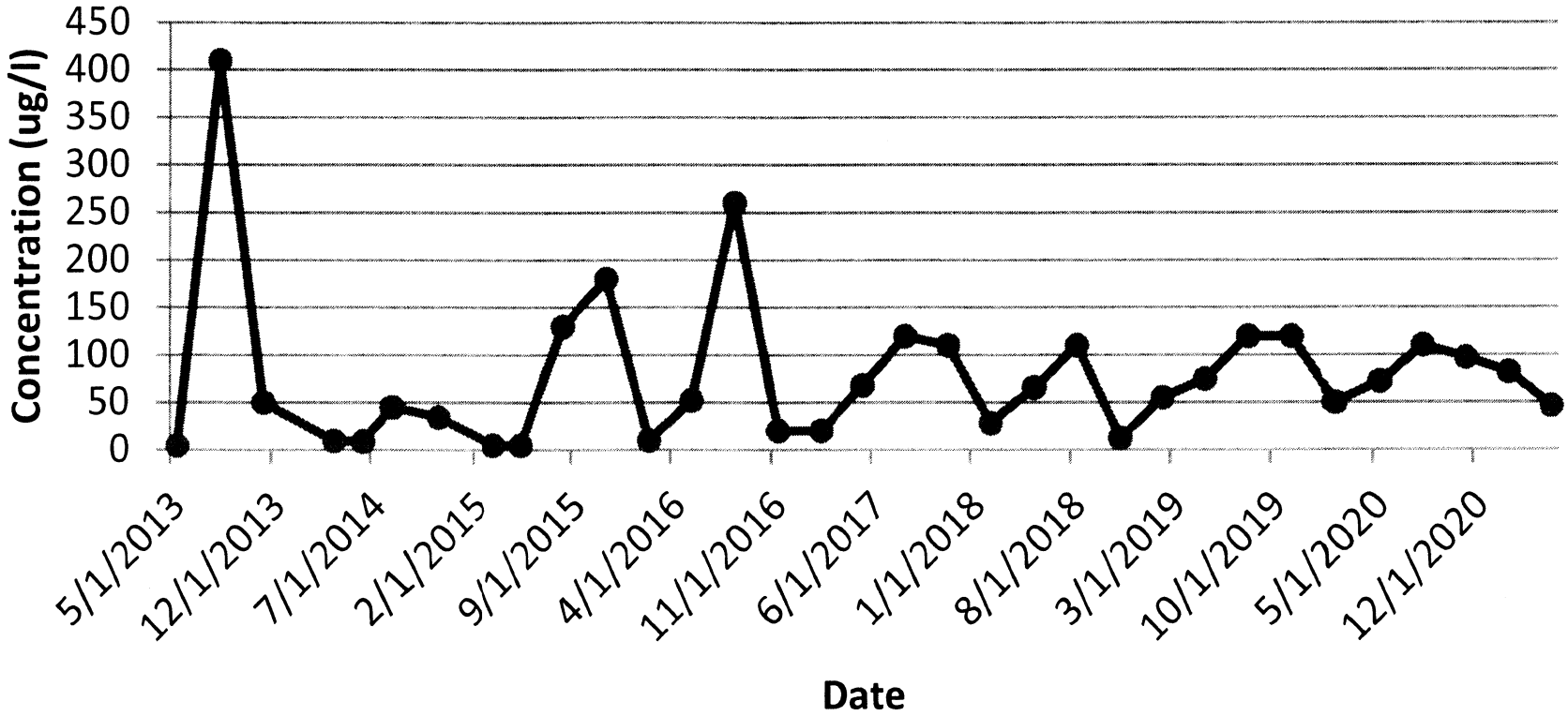
Figure 15. Concentration of Vinyl Chloride in Well MW-2B
Concentration (ug/l)
450
400
350
300
250
200
150
100
50
0
5/1/2013
12/1/2013
7/1/2014
2/1/2015
9/1/2015
4/1/2016
11/1/2016
6/1/2017
1/1/2018
8/1/2018
3/1/2019
10/1/2019
5/1/2020
12/1/2020
Date

# APPENDIX

Field Forms
Laboratory Report

3/3/21

**MOOG, INC.**
PLANT 11 REMEDIATION SYSTEM PERFORMANCE MONITORING
SUMMARY OF GROUNDWATER ELEVATIONS

| Well Number | PVC Riser Elevation | Bottom Depth | Depth to Water |
|---|---|---|---|
| MW-1B | 99.47 | 16.81 | 4.40 |
| MW-2A | 98.7 | 25.50 | 7.98 |
| MW-2B | 98.9 | 10.53 | 4.15 |
| MW-3 | 99.66 | 11.74 | 5.45 |
| MW-4 | 99.47 | 11.61 | 5.11 |
| MW-5 | 96.95 | 10.53 | 3.70 |
| MW-6 | 99.43 | 14.26 | 5.03 |
| MW-7 | 97.43 | 12.04 | 3.10 |
| SUMP | 100.08 | -- | 5.73 |

Sampler/Analyst: Rod Brinston Signature: [illegible]

Reviewed by: David Harty Signature: [illegible]

4/7/21

**MOOG, INC.**
PLANT 11 REMEDIATION SYSTEM PERFORMANCE MONITORING
SUMMARY OF GROUNDWATER ELEVATIONS

| Well Number | PVC Riser Elevation | Bottom Depth | Depth to Water |
|---|---|---|---|
| MW-1B | 99.47 | 16.81 | 4.50 |
| MW-2A | 98.7 | 25.50 | 8.54 |
| MW-2B | 98.9 | 10.53 | 4.55 |
| MW-3 | 99.66 | 11.74 | 5.83 |
| MW-4 | 99.47 | 11.61 | 5.33 |
| MW-5 | 96.95 | 10.53 | 4.56 |
| MW-6 | 99.43 | 14.26 | 5.30 |
| MW-7 | 97.43 | 12.04 | 3.36 |
| SUMP | 100.08 | -- | 5.98 |

Sampler/Analyst: _____ Signature: _____

Reviewed by: David Harty Signature: [illegible]

FRONTIER TECHNICAL ASSOCIATES, INC.
WELL MONITORING FIELD FORM

Site Location: MOOG, Inc. Job No.: ET- 979

Sample Point I.D.: MW-1B Consultant: **Frontier Technical Associates, Inc.**

**PURGE INFORMATION** Purge Method: Peristaltic Pump

Depth to Bottom of Well: 16.81 ft. 2" Well = 0.17 gals/ft

Depth to Water Surface: 4.48 ft.

Depth of Water Column: ~~7.25~~ ft. 12.33

Volume of Standing Water in Well: 2.1 gallons

Start of Purge: Date: 5/21/21 Time: 9:25

End of Purge: Date: 5/21/21 Time: 10:05

Total Volume Purge: 4 gallons Well Purged Dry? Yes No

# of Volumes Purged 2 Purging Personnel: RON BLINSTON

Recharge Rate: Rapid, Slow, Extremely Slow

**SAMPLING INFORMATION** Sample Method: Bailer

Sample Date: 5/21/21 Sample Time: 2:01 Depth to Water Surface DRY ft.

Sample Appearance: CLEAR

Samples Preserved: Yes No

Sampling Personnel: RON BLINSTON

**FIELD MEASUREMENTS**

Meters Calibrated Yes No

| PARAMETER | METER NUMBER | UNITS | MEASUREMENT | NOTES |
|---|---|---|---|---|
| pH<br>SM 4400 HB 20TH Ed | Oakton 300 | STD. UNITS | 6.96 | |
| Turbidity<br>EPA 180.1 Rev. 2.0 (1993) | Hach 2100P | NTU | 11.5 | |
| Spec. Conductance<br>EPA 120.1 (Rev.1982) | Oakton Con | µMHOS/CM | 1004 | |
| Temperature<br>SM 2550 B 20TH Ed | UEi 550 | F | 61 | |

Weather:

Notes:

FRONTIER TECHNICAL ASSOCIATES, INC.
WELL MONITORING FIELD FORM

Site Location: MOOG, Inc. Job No.: ET- 979

Sample Point I.D.: MW-2A Consultant: **Frontier Technical Associates, Inc.**

**PURGE INFORMATION** Purge Method: Peristaltic Pump

Depth to Bottom of Well: 25.50 ft. 2" Well = 0.17 gals/ft

Depth to Water Surface: 8.76 ft.

Depth of Water Column: 16.74 ft.

Volume of Standing Water in Well: 2.9 gallons

Start of Purge: Date: 5/21/21 Time: 9:15

End of Purge: Date: 5/21/21 Time: 10:31

Total Volume Purge: 4 gallons Well Purged Dry?: Yes No

# of Volumes Purged 1 3/4 Purging Personnel: RON BLINSTON

Recharge Rate: Rapid, Slow Extremely Slow

**SAMPLING INFORMATION** Sample Method: Bailer

Sample Date: 5/21/21 Sample Time: 1:48 Depth to Water Surface 22.42 ft.

Sample Appearance: CLEAR

Samples Preserved: Yes No

Sampling Personnel: RON BLINSTON

**FIELD MEASUREMENTS**

Meters Calibrated Yes No

| PARAMETER | METER NUMBER | UNITS | MEASUREMENT | NOTES |
|---|---|---|---|---|
| pH<br>SM 4400 HB 20TH Ed | Oakton 300 | STD. UNITS | 6.57 | |
| Turbidity<br>EPA 180.1 Rev. 2.0 (1993) | Hach 2100P | NTU | 5.95 | |
| Spec. Conductance<br>EPA 120.1 (Rev.1982) | Oakton Con | µMHOS/CM | 1611 | |
| Temperature<br>SM 2550 B 20TH Ed | UEi 550 | F | 60 | |

Weather:

Notes: SUMP 6.15

FRONTIER TECHNICAL ASSOCIATES, INC.
WELL MONITORING FIELD FORM

Site Location: MOOG, Inc. Job No.: ET- 979

Sample Point I.D.: MW-2B Consultant: **Frontier Technical Associates, Inc.**

**PURGE INFORMATION** Purge Method: Peristaltic Pump

Depth to Bottom of Well: 10.53 ft. 2" Well = 0.17 gals/ft

Depth to Water Surface: 4.82 ft.

Depth of Water Column: 5.71 ft.

Volume of Standing Water in Well: 0.98 gallons

Start of Purge: Date: 5/21/21 Time: 10:11

End of Purge: Date: 5/21/21 Time: 10:16

Total Volume Purge: 2 gallons Well Purged Dry?: Yes No

# of Volumes Purged 2 Purging Personnel: RON BLINSTON

Recharge Rate: Rapid, Slow, Extremely Slow

**SAMPLING INFORMATION** Sample Method: Bailer

Sample Date: 5/21/21 Sample Time: 1:42 Depth to Water Surface 6.50 ft.

Sample Appearance: CLEAR

Samples Preserved: Yes No

Sampling Personnel: RON BLINSTON

**FIELD MEASUREMENTS**

Meters Calibrated Yes No

| PARAMETER | METER NUMBER | UNITS | MEASUREMENT | NOTES |
|---|---|---|---|---|
| pH<br>SM 4400 HB 20TH Ed | Oakton 300 | STD. UNITS | 6.91 | |
| Turbidity<br>EPA 180.1 Rev. 2.0 (1993) | Hach 2100P | NTU | 2.91 | |
| Spec. Conductance<br>EPA 120.1 (Rev.1982) | Oakton Con | µMHOS/CM | 3500 | |
| Temperature<br>SM 2550 B 20TH Ed | UEi 550 | F | 58 | |

Weather:

Notes:

FRONTIER TECHNICAL ASSOCIATES, INC.
WELL MONITORING FIELD FORM

Site Location: MOOG, Inc. Job No.: ET- 979

Sample Point I.D.: MW-3 Consultant: **Frontier Technical Associates, Inc.**

**PURGE INFORMATION** Purge Method: Peristaltic Pump

Depth to Bottom of Well: 11.74 ft. 2" Well = 0.17 gals/ft

Depth to Water Surface: 6.03 ft.

Depth of Water Column: 5.71 ft.

Volume of Standing Water in Well: 0.98 gallons

Start of Purge: Date: 5/21/21 Time: 10:48

End of Purge: Date: 5/21/21 Time: 10:53

Total Volume Purge: 3 gallons Well Purged Dry?: Yes No

# of Volumes Purged 3 Purging Personnel: RON BLINSTON

Recharge Rate: Rapid, Slow, Extremely Slow

**SAMPLING INFORMATION** Sample Method: Bailer

Sample Date: 5/21/21 Sample Time: 1:34 Depth to Water Surface 6.12 ft.

Sample Appearance: CLEAR

Samples Preserved: Yes No

Sampling Personnel: RON BLINSTON

**FIELD MEASUREMENTS**

Meters Calibrated Yes No

| PARAMETER | METER NUMBER | UNITS | MEASUREMENT | NOTES |
|---|---|---|---|---|
| pH<br>SM 4400 HB 20TH Ed | Oakton 300 | STD. UNITS | 7.12 | |
| Turbidity<br>EPA 180.1 Rev. 2.0 (1993) | Hach 2100P | NTU | 15.8 | |
| Spec. Conductance<br>EPA 120.1 (Rev.1982) | Oakton Con | µMHOS/CM | 1623 | |
| Temperature<br>SM 2550 B 20TH Ed | UEi 550 | F | 60 | |

Weather:

Notes:

FRONTIER TECHNICAL ASSOCIATES, INC.
WELL MONITORING FIELD FORM

Site Location: MOOG, Inc. Job No.: ET- 979

Sample Point I.D.: MW-4 Consultant: **Frontier Technical Associates, Inc.**

**PURGE INFORMATION** Purge Method: Peristaltic Pump

Depth to Bottom of Well: 11.61 ft. 2" Well = 0.17 gals/ft

Depth to Water Surface: 5.50 ft.

Depth of Water Column: 6.11 ft.

Volume of Standing Water in Well: 1.1 gallons

Start of Purge: Date: 5/21/21 Time: 11:01

End of Purge: Date: 5/21/21 Time: 11:09

Total Volume Purge: 3.3 gallons Well Purged Dry?: Yes No

# of Volumes Purged 3 Purging Personnel: Ron Blinston

Recharge Rate: Rapid, Slow, Extremely Slow

**SAMPLING INFORMATION** Sample Method: Bailer

Sample Date: 5/21/21 Sample Time: 1:02 Depth to Water Surface 5.51 ft.

Sample Appearance: CLEAR

Samples Preserved: Yes No

Sampling Personnel: Ron Blinston

**FIELD MEASUREMENTS**

Meters Calibrated: Yes No

| PARAMETER | METER NUMBER | UNITS | MEASUREMENT | NOTES |
|---|---|---|---|---|
| pH SM 4400 HB 20TH Ed | Oakton 300 | STD. UNITS | pH SM 4400 HB 20TH Ed | 7.06 |
| Turbidity EPA 180.1 Rev. 2.0 (1993) | Hach 2100P | NTU | Turbidity EPA 180.1 Rev. 2.0 (1993) | 2.04 |
| Spec. Conductance EPA 120.1 (Rev.1982) | Oakton Con | µMHOS/CM | Spec. Conductance EPA 120.1 (Rev.1982) | 1233 |
| Temperature SM 2550 B 20TH Ed | UEi 550 | F | Temperature SM 2550 B 20TH Ed | 59 |

Weather:

Notes:

FRONTIER TECHNICAL ASSOCIATES, INC.
WELL MONITORING FIELD FORM

Site Location: MOOG, Inc. Job No.: ET- 979

Sample Point I.D.: MW-5 Consultant: **Frontier Technical Associates, Inc.**

**PURGE INFORMATION** Purge Method: Peristaltic Pump

Depth to Bottom of Well: 10.53 ft. 2" Well = 0.17 gals/ft

Depth to Water Surface: 4.62 ft.

Depth of Water Column: 5.91 ft.

Volume of Standing Water in Well: 1.1 gallons

Start of Purge: Date: 5/21/21 Time: 11:46

End of Purge: Date: 5/21/21 Time: 11:55

Total Volume Purge: 3.3 gallons Well Purged Dry?: Yes (No)

# of Volumes Purged 3 Purging Personnel: RON BLINSTON

Recharge Rate: (Rapid) Slow, Extremely Slow

**SAMPLING INFORMATION** Sample Method: Bailer

Sample Date: 5/21/21 Sample Time: 12:49 Depth to Water Surface 4.76 ft.

Sample Appearance: CLEAR

Samples Preserved: (Yes) No

Sampling Personnel: RON BLINSTON

**FIELD MEASUREMENTS**

Meters Calibrated (Yes) No

| PARAMETER | METER NUMBER | UNITS | MEASUREMENT | NOTES |
|---|---|---|---|---|
| pH<br>SM 4400 HB 20TH Ed | Oakton 300 | STD. UNITS | 6.34 | (6.38) |
| Turbidity<br>EPA 180.1 Rev. 2.0 (1993) | Hach 2100P | NTU | 3.24 | |
| Spec. Conductance<br>EPA 120.1 (Rev.1982) | Oakton Con | µMHOS/CM | 967 | |
| Temperature<br>SM 2550 B 20TH Ed | UEi 550 | F | 56 | |

Weather:

Notes:

FRONTIER TECHNICAL ASSOCIATES, INC.
WELL MONITORING FIELD FORM

Site Location: MOOG, Inc. Job No.: ET- 979

Sample Point I.D.: MW-6 Consultant: **Frontier Technical Associates, Inc.**

**PURGE INFORMATION** Purge Method: Peristaltic Pump

Depth to Bottom of Well: 14.26 ft. 2" Well = 0.17 gals/ft

Depth to Water Surface: 5.47 ft.

Depth of Water Column: 8.79 ft.

Volume of Standing Water in Well: 1.5 gallons

Start of Purge: Date: 5/21/21 Time: 11:12

End of Purge: Date: 5/21/21 Time: 11:22

Total Volume Purge: 4.5 gallons Well Purged Dry?: Yes No

# of Volumes Purged 3 Purging Personnel: RON BLINSTON

Recharge Rate: Rapid, Slow, Extremely Slow

**SAMPLING INFORMATION** Sample Method: Bailer

Sample Date: 5/21/21 Sample Time: 1:10 Depth to Water Surface 5.47 ft.

Sample Appearance: CLEAR

Samples Preserved: Yes No

Sampling Personnel: RON BLINSTON

**FIELD MEASUREMENTS**

Meters Calibrated Yes No

| PARAMETER | METER NUMBER | UNITS | MEASUREMENT | NOTES |
|---|---|---|---|---|
| pH<br>SM 4400 HB 20TH Ed | Oakton 300 | STD. UNITS | 7.47 | |
| Turbidity<br>EPA 180.1 Rev. 2.0 (1993) | Hach 2100P | NTU | 11.4 | |
| Spec. Conductance<br>EPA 120.1 (Rev.1982) | Oakton Con | µMHOS/CM | 555 | |
| Temperature<br>SM 2550 B 20TH Ed | UEi 550 | F | 59 | |

Weather:

Notes:

FRONTIER TECHNICAL ASSOCIATES, INC.
WELL MONITORING FIELD FORM

Site Location: MOOG, Inc. Job No.: ET- 979

Sample Point I.D.: MW-7 Consultant: **Frontier Technical Associates, Inc.**

**PURGE INFORMATION** Purge Method: Peristaltic Pump

Depth to Bottom of Well: 12.04 ft. 2" Well = 0.17 gals/ft

Depth to Water Surface: 3.52 ft.

Depth of Water Column: 8.88 ft.

Volume of Standing Water in Well: 1.51 gallons

Start of Purge: Date: 5/21/21 Time: 11:28

End of Purge: Date: 5/21/21 Time: 11:39

Total Volume Purge: 4.53 gallons Well Purged Dry?: Yes No

# of Volumes Purged 3 Purging Personnel: RON BLINSTON

Recharge Rate: Rapid, Slow, Extremely Slow

**SAMPLING INFORMATION** Sample Method: Bailer

Sample Date: 5/21/21 Sample Time: 1:19 Depth to Water Surface 3.54 ft.

Sample Appearance: SLIGHTLY TURBID

Samples Preserved: Yes No

Sampling Personnel: RON BLINSTON

**FIELD MEASUREMENTS**

Meters Calibrated Yes No

| PARAMETER | METER NUMBER | UNITS | MEASUREMENT | NOTES |
|---|---|---|---|---|
| pH<br>SM 4400 HB 20TH Ed | Oakton 300 | STD. UNITS | 7.48 | |
| Turbidity<br>EPA 180.1 Rev. 2.0 (1993) | Hach 2100P | NTU | 18.2 | |
| Spec. Conductance<br>EPA 120.1 (Rev.1982) | Oakton Con | µMHOS/CM | 708 | |
| Temperature<br>SM 2550 B 20TH Ed | UEi 550 | F | 64 | |

Weather:

Notes:

FRONTIER TECHNICAL ASSOCIATES INC.

8675 Main Street, Williamsville, NY 14221

# Moog Groundwater Calibration Record

Date: 5/21/21 Time: 8:00 am

| | | | | Standard Expires |
|---|---|---|---|---|
| pH Calibration: Temp: 25.4 oc | Buffers: | 7.0 | 7.00 | 6/2021 |
| Instrument ID: #2 | | 10.0 | 10.01 | 6/2021 |
| | | Check 4.0 | 4.04 | 6/2021 |

Turbidity: Cal. Check Std: 20 NTU Reading: 18.5 02/2023

Instrument ID: E must be +/- 10% of true value

Method Blank: 0.27

Post- Sampling Cal. Check Std: 20 NTU Reading: 18.8 02/2023

Instrument ID: E must be +/- 10% of true value

Specific Conductivity Cal. Check Std: 1413 umhos/cm

Instrument ID: CON 6 Reading: 1413 10/22/2021

Field Analyst: [illegible]

Adirondack Environmental Services, Inc.
Experience is the solution
314 North Pearl Street ♦ Albany, New York 12207
(800) 848-4983 ♦ (518) 434-4546 ♦ Fax (518) 434-0891

June 02, 2021

Dave Harty
Frontier Technical Associates
8675 Main Street
Williamsville, NY 14221
TEL: (716) 634-2293

Work Order No: 210525015

RE: Plant M-GW
GW ET-979

Dear Dave Harty:

Adirondack Environmental Services, Inc received 8 samples on 5/25/2021 for the analyses presented in the following report.

Please see case narrative for specifics on analysis.

If you have any questions regarding these tests results, please feel free to call.

Sincerely,

Tara Daniels
Laboratory Director

ELAP#: 10709

**Frontier Technical Associates**

Plant M-GW

GW ET-979

**Date:** *02-Jun-21*

**Lab WorkOrder:** **210525015**

Sample containers were supplied by Adirondack Environmental Services.

**Definitions - RL: Reporting Limit DF: Dilution factor**

| | | |
|---|---|---|
| **Qualifiers:** | ND : Not Detected at reporting limit | C: CCV below acceptable Limits |
| | J: Analyte detected below quantitation limit | C+: CCV above acceptable Limits |
| | B: Analyte detected in Blank | S: LCS Spike recovery is below acceptable limits |
| | X : Exceeds maximum contamination limit | S+: LCS Spike recovery is above acceptable limits |
| | H: Hold time exceeded | Z: Duplication outside acceptable limits |
| | N: Matrix Spike below acceptable limits | T : Tentatively Identified Compound-Estimated |
| | N+: Matrix Spike is above acceptable limits | E :Above quantitation range-Estimated |

**Note : All Results are reported as wet weight unless noted**

**The results relate only to the items tested. Information supplied by the client is assumed to be correct.**

# Adirondack Environmental Services, Inc

**Date:** *02-Jun-21*

| | | | |
|---|---|---|---|
| **CLIENT:** | Frontier Technical Associates | **Client Sample ID:** | MW-1B0521 |
| **Work Order:** | **210525015** | **Collection Date:** | 5/21/2021 |
| **Reference:** | Plant M-GW / GW ET-979 | **Lab Sample ID:** | 210525015-001 |
| **PO#:** | | **Matrix:** | GROUNDWATER |

| Analyses | Result | RL | Qual | Units | DF | Date Analyzed |
|---|---|---|---|---|---|---|
| **VOLATILE ORGANICS EPA 8260C (SW5030C PREP)** | | | | | | Analyst: **SMD** |
| Chloromethane | **ND** | 10 | | µg/L | 1 | 5/28/2021 10:04:00 PM |
| Bromomethane | **ND** | 10 | S | µg/L | 1 | 5/28/2021 10:04:00 PM |
| Vinyl chloride | **ND** | 10 | | µg/L | 1 | 5/28/2021 10:04:00 PM |
| Chloroethane | **ND** | 10 | | µg/L | 1 | 5/28/2021 10:04:00 PM |
| Methylene chloride | **ND** | 5.0 | | µg/L | 1 | 5/28/2021 10:04:00 PM |
| Acetone | **ND** | 10 | | µg/L | 1 | 5/28/2021 10:04:00 PM |
| Carbon disulfide | **ND** | 5.0 | | µg/L | 1 | 5/28/2021 10:04:00 PM |
| 1,1-Dichloroethene | **ND** | 5.0 | | µg/L | 1 | 5/28/2021 10:04:00 PM |
| 1,1-Dichloroethane | **ND** | 5.0 | | µg/L | 1 | 5/28/2021 10:04:00 PM |
| trans-1,2-Dichloroethene | **ND** | 5.0 | | µg/L | 1 | 5/28/2021 10:04:00 PM |
| cis-1,2-Dichloroethene | **ND** | 5.0 | | µg/L | 1 | 5/28/2021 10:04:00 PM |
| Chloroform | **ND** | 5.0 | | µg/L | 1 | 5/28/2021 10:04:00 PM |
| 1,2-Dichloroethane | **ND** | 5.0 | | µg/L | 1 | 5/28/2021 10:04:00 PM |
| 2-Butanone | **ND** | 10 | S | µg/L | 1 | 5/28/2021 10:04:00 PM |
| 1,1,1-Trichloroethane | **ND** | 5.0 | | µg/L | 1 | 5/28/2021 10:04:00 PM |
| Carbon tetrachloride | **ND** | 5.0 | | µg/L | 1 | 5/28/2021 10:04:00 PM |
| Bromodichloromethane | **ND** | 5.0 | | µg/L | 1 | 5/28/2021 10:04:00 PM |
| 1,2-Dichloropropane | **ND** | 5.0 | | µg/L | 1 | 5/28/2021 10:04:00 PM |
| cis-1,3-Dichloropropene | **ND** | 5.0 | | µg/L | 1 | 5/28/2021 10:04:00 PM |
| Trichloroethene | **ND** | 5.0 | | µg/L | 1 | 5/28/2021 10:04:00 PM |
| Dibromochloromethane | **ND** | 5.0 | | µg/L | 1 | 5/28/2021 10:04:00 PM |
| 1,1,2-Trichloroethane | **ND** | 5.0 | | µg/L | 1 | 5/28/2021 10:04:00 PM |
| Benzene | **ND** | 5.0 | | µg/L | 1 | 5/28/2021 10:04:00 PM |
| trans-1,3-Dichloropropene | **ND** | 5.0 | | µg/L | 1 | 5/28/2021 10:04:00 PM |
| Bromoform | **ND** | 5.0 | | µg/L | 1 | 5/28/2021 10:04:00 PM |
| 4-Methyl-2-pentanone | **ND** | 10 | S | µg/L | 1 | 5/28/2021 10:04:00 PM |
| 2-Hexanone | **ND** | 10 | | µg/L | 1 | 5/28/2021 10:04:00 PM |
| Tetrachloroethene | **ND** | 5.0 | | µg/L | 1 | 5/28/2021 10:04:00 PM |
| 1,1,2,2-Tetrachloroethane | **ND** | 5.0 | | µg/L | 1 | 5/28/2021 10:04:00 PM |
| Toluene | **ND** | 5.0 | | µg/L | 1 | 5/28/2021 10:04:00 PM |
| Chlorobenzene | **ND** | 5.0 | | µg/L | 1 | 5/28/2021 10:04:00 PM |
| Ethylbenzene | **ND** | 5.0 | | µg/L | 1 | 5/28/2021 10:04:00 PM |
| Styrene | **ND** | 5.0 | | µg/L | 1 | 5/28/2021 10:04:00 PM |
| m,p-Xylene | **ND** | 5.0 | | µg/L | 1 | 5/28/2021 10:04:00 PM |
| o-Xylene | **ND** | 5.0 | | µg/L | 1 | 5/28/2021 10:04:00 PM |
| Methyl tert-butyl ether | **ND** | 5.0 | S | µg/L | 1 | 5/28/2021 10:04:00 PM |
| Dichlorodifluoromethane | **ND** | 10 | | µg/L | 1 | 5/28/2021 10:04:00 PM |
| Methyl Acetate | **ND** | 5.0 | S | µg/L | 1 | 5/28/2021 10:04:00 PM |
| 1,1,2-Trichloro-1,2,2-trifluoroethane | **ND** | 5.0 | | µg/L | 1 | 5/28/2021 10:04:00 PM |
| Trichlorofluoromethane | **ND** | 5.0 | | µg/L | 1 | 5/28/2021 10:04:00 PM |

# Adirondack Environmental Services, Inc

**Date:** *02-Jun-21*

| | | | |
|---|---|---|---|
| **CLIENT:** | Frontier Technical Associates | **Client Sample ID:** | MW-1B0521 |
| **Work Order:** | **210525015** | **Collection Date:** | 5/21/2021 |
| **Reference:** | Plant M-GW / GW ET-979 | **Lab Sample ID:** | 210525015-001 |
| **PO#:** | | **Matrix:** | GROUNDWATER |

| Analyses | Result | RL | Qual | Units | DF | Date Analyzed |
|---|---|---|---|---|---|---|
| **VOLATILE ORGANICS EPA 8260C (SW5030C PREP)** | | | | | | Analyst: **SMD** |
| Cyclohexane | **ND** | 5.0 | S | µg/L | 1 | 5/28/2021 10:04:00 PM |
| Methyl Cyclohexane | **ND** | 5.0 | | µg/L | 1 | 5/28/2021 10:04:00 PM |
| 1,2-Dibromoethane | **ND** | 5.0 | | µg/L | 1 | 5/28/2021 10:04:00 PM |
| 1,3-Dichlorobenzene | **ND** | 5.0 | | µg/L | 1 | 5/28/2021 10:04:00 PM |
| Isopropylbenzene | **ND** | 5.0 | | µg/L | 1 | 5/28/2021 10:04:00 PM |
| 1,2-Dichlorobenzene | **ND** | 5.0 | | µg/L | 1 | 5/28/2021 10:04:00 PM |
| 1,4-Dichlorobenzene | **ND** | 5.0 | | µg/L | 1 | 5/28/2021 10:04:00 PM |
| 1,2-Dibromo-3-chloropropane | **ND** | 10 | | µg/L | 1 | 5/28/2021 10:04:00 PM |
| 1,2,4-Trichlorobenzene | **ND** | 5.0 | | µg/L | 1 | 5/28/2021 10:04:00 PM |
| Surr: 1,2-Dichloroethane-d4 | **106** | 74-127 | | %REC | 1 | 5/28/2021 10:04:00 PM |
| Surr: 4-Bromofluorobenzene | **89.8** | 74-128 | | %REC | 1 | 5/28/2021 10:04:00 PM |
| Surr: Toluene-d8 | **102** | 75-127 | | %REC | 1 | 5/28/2021 10:04:00 PM |

# Adirondack Environmental Services, Inc

**Date:** *02-Jun-21*

**CLIENT:** Frontier Technical Associates
**Work Order:** **210525015**
**Reference:** Plant M-GW / GW ET-979
**PO#:**

**Client Sample ID:** MW-2A0521
**Collection Date:** 5/21/2021
**Lab Sample ID:** 210525015-002
**Matrix:** GROUNDWATER

| Analyses | Result | RL | Qual | Units | DF | Date Analyzed |
|---|---|---|---|---|---|---|
| **VOLATILE ORGANICS EPA 8260C (SW5030C PREP)** | | | | | | Analyst: **SMD** |
| Chloromethane | **ND** | 10 | | µg/L | 1 | 5/28/2021 10:27:00 PM |
| Bromomethane | **ND** | 10 | S | µg/L | 1 | 5/28/2021 10:27:00 PM |
| Vinyl chloride | **ND** | 10 | | µg/L | 1 | 5/28/2021 10:27:00 PM |
| Chloroethane | **ND** | 10 | | µg/L | 1 | 5/28/2021 10:27:00 PM |
| Methylene chloride | **ND** | 5.0 | | µg/L | 1 | 5/28/2021 10:27:00 PM |
| Acetone | **ND** | 10 | | µg/L | 1 | 5/28/2021 10:27:00 PM |
| Carbon disulfide | **ND** | 5.0 | | µg/L | 1 | 5/28/2021 10:27:00 PM |
| 1,1-Dichloroethene | **ND** | 5.0 | | µg/L | 1 | 5/28/2021 10:27:00 PM |
| 1,1-Dichloroethane | **ND** | 5.0 | | µg/L | 1 | 5/28/2021 10:27:00 PM |
| trans-1,2-Dichloroethene | **ND** | 5.0 | | µg/L | 1 | 5/28/2021 10:27:00 PM |
| cis-1,2-Dichloroethene | **ND** | 5.0 | | µg/L | 1 | 5/28/2021 10:27:00 PM |
| Chloroform | **ND** | 5.0 | | µg/L | 1 | 5/28/2021 10:27:00 PM |
| 1,2-Dichloroethane | **ND** | 5.0 | | µg/L | 1 | 5/28/2021 10:27:00 PM |
| 2-Butanone | **ND** | 10 | S | µg/L | 1 | 5/28/2021 10:27:00 PM |
| 1,1,1-Trichloroethane | **ND** | 5.0 | | µg/L | 1 | 5/28/2021 10:27:00 PM |
| Carbon tetrachloride | **ND** | 5.0 | | µg/L | 1 | 5/28/2021 10:27:00 PM |
| Bromodichloromethane | **ND** | 5.0 | | µg/L | 1 | 5/28/2021 10:27:00 PM |
| 1,2-Dichloropropane | **ND** | 5.0 | | µg/L | 1 | 5/28/2021 10:27:00 PM |
| cis-1,3-Dichloropropene | **ND** | 5.0 | | µg/L | 1 | 5/28/2021 10:27:00 PM |
| Trichloroethene | **ND** | 5.0 | | µg/L | 1 | 5/28/2021 10:27:00 PM |
| Dibromochloromethane | **ND** | 5.0 | | µg/L | 1 | 5/28/2021 10:27:00 PM |
| 1,1,2-Trichloroethane | **ND** | 5.0 | | µg/L | 1 | 5/28/2021 10:27:00 PM |
| Benzene | **ND** | 5.0 | | µg/L | 1 | 5/28/2021 10:27:00 PM |
| trans-1,3-Dichloropropene | **ND** | 5.0 | | µg/L | 1 | 5/28/2021 10:27:00 PM |
| Bromoform | **ND** | 5.0 | | µg/L | 1 | 5/28/2021 10:27:00 PM |
| 4-Methyl-2-pentanone | **ND** | 10 | S | µg/L | 1 | 5/28/2021 10:27:00 PM |
| 2-Hexanone | **ND** | 10 | | µg/L | 1 | 5/28/2021 10:27:00 PM |
| Tetrachloroethene | **ND** | 5.0 | | µg/L | 1 | 5/28/2021 10:27:00 PM |
| 1,1,2,2-Tetrachloroethane | **ND** | 5.0 | | µg/L | 1 | 5/28/2021 10:27:00 PM |
| Toluene | **ND** | 5.0 | | µg/L | 1 | 5/28/2021 10:27:00 PM |
| Chlorobenzene | **ND** | 5.0 | | µg/L | 1 | 5/28/2021 10:27:00 PM |
| Ethylbenzene | **ND** | 5.0 | | µg/L | 1 | 5/28/2021 10:27:00 PM |
| Styrene | **ND** | 5.0 | | µg/L | 1 | 5/28/2021 10:27:00 PM |
| m,p-Xylene | **ND** | 5.0 | | µg/L | 1 | 5/28/2021 10:27:00 PM |
| o-Xylene | **ND** | 5.0 | | µg/L | 1 | 5/28/2021 10:27:00 PM |
| Methyl tert-butyl ether | **ND** | 5.0 | S | µg/L | 1 | 5/28/2021 10:27:00 PM |
| Dichlorodifluoromethane | **ND** | 10 | | µg/L | 1 | 5/28/2021 10:27:00 PM |
| Methyl Acetate | **ND** | 5.0 | S | µg/L | 1 | 5/28/2021 10:27:00 PM |
| 1,1,2-Trichloro-1,2,2-trifluoroethane | **ND** | 5.0 | | µg/L | 1 | 5/28/2021 10:27:00 PM |
| Trichlorofluoromethane | **ND** | 5.0 | | µg/L | 1 | 5/28/2021 10:27:00 PM |

# Adirondack Environmental Services, Inc

**Date:** *02-Jun-21*

| | | | |
|---|---|---|---|
| **CLIENT:** | Frontier Technical Associates | **Client Sample ID:** | MW-2A0521 |
| **Work Order:** | **210525015** | **Collection Date:** | 5/21/2021 |
| **Reference:** | Plant M-GW / GW ET-979 | **Lab Sample ID:** | 210525015-002 |
| **PO#:** | | **Matrix:** | GROUNDWATER |

| Analyses | Result | RL | Qual | Units | DF | Date Analyzed |
|---|---|---|---|---|---|---|
| **VOLATILE ORGANICS EPA 8260C (SW5030C PREP)** | | | | | | Analyst: **SMD** |
| Cyclohexane | **ND** | 5.0 | S | µg/L | 1 | 5/28/2021 10:27:00 PM |
| Methyl Cyclohexane | **ND** | 5.0 | | µg/L | 1 | 5/28/2021 10:27:00 PM |
| 1,2-Dibromoethane | **ND** | 5.0 | | µg/L | 1 | 5/28/2021 10:27:00 PM |
| 1,3-Dichlorobenzene | **ND** | 5.0 | | µg/L | 1 | 5/28/2021 10:27:00 PM |
| Isopropylbenzene | **ND** | 5.0 | | µg/L | 1 | 5/28/2021 10:27:00 PM |
| 1,2-Dichlorobenzene | **ND** | 5.0 | | µg/L | 1 | 5/28/2021 10:27:00 PM |
| 1,4-Dichlorobenzene | **ND** | 5.0 | | µg/L | 1 | 5/28/2021 10:27:00 PM |
| 1,2-Dibromo-3-chloropropane | **ND** | 10 | | µg/L | 1 | 5/28/2021 10:27:00 PM |
| 1,2,4-Trichlorobenzene | **ND** | 5.0 | | µg/L | 1 | 5/28/2021 10:27:00 PM |
| Surr: 1,2-Dichloroethane-d4 | **108** | 74-127 | | %REC | 1 | 5/28/2021 10:27:00 PM |
| Surr: 4-Bromofluorobenzene | **86.5** | 74-128 | | %REC | 1 | 5/28/2021 10:27:00 PM |
| Surr: Toluene-d8 | **104** | 75-127 | | %REC | 1 | 5/28/2021 10:27:00 PM |

# Adirondack Environmental Services, Inc

**Date:** *02-Jun-21*

| | | | |
|---|---|---|---|
| **CLIENT:** | Frontier Technical Associates | **Client Sample ID:** | MW-2B0521 |
| **Work Order:** | **210525015** | **Collection Date:** | 5/21/2021 |
| **Reference:** | Plant M-GW / GW ET-979 | **Lab Sample ID:** | 210525015-003 |
| **PO#:** | | **Matrix:** | GROUNDWATER |

| Analyses | Result | RL | Qual | Units | DF | Date Analyzed |
|---|---|---|---|---|---|---|
| **VOLATILE ORGANICS EPA 8260C (SW5030C PREP)** | | | | | | Analyst: **SMD** |
| Chloromethane | **ND** | 10 | | µg/L | 1 | 6/1/2021 2:14:00 PM |
| Bromomethane | **ND** | 10 | | µg/L | 1 | 6/1/2021 2:14:00 PM |
| Vinyl chloride | **46** | 10 | | µg/L | 1 | 6/1/2021 2:14:00 PM |
| Chloroethane | **ND** | 10 | | µg/L | 1 | 6/1/2021 2:14:00 PM |
| Methylene chloride | **ND** | 5.0 | | µg/L | 1 | 6/1/2021 2:14:00 PM |
| Acetone | **ND** | 10 | | µg/L | 1 | 6/1/2021 2:14:00 PM |
| Carbon disulfide | **ND** | 5.0 | | µg/L | 1 | 6/1/2021 2:14:00 PM |
| 1,1-Dichloroethene | **ND** | 5.0 | | µg/L | 1 | 6/1/2021 2:14:00 PM |
| 1,1-Dichloroethane | **93** | 5.0 | | µg/L | 1 | 6/1/2021 2:14:00 PM |
| trans-1,2-Dichloroethene | **9.6** | 5.0 | | µg/L | 1 | 6/1/2021 2:14:00 PM |
| cis-1,2-Dichloroethene | **34** | 5.0 | | µg/L | 1 | 6/1/2021 2:14:00 PM |
| Chloroform | **ND** | 5.0 | | µg/L | 1 | 6/1/2021 2:14:00 PM |
| 1,2-Dichloroethane | **ND** | 5.0 | | µg/L | 1 | 6/1/2021 2:14:00 PM |
| 2-Butanone | **ND** | 10 | | µg/L | 1 | 6/1/2021 2:14:00 PM |
| 1,1,1-Trichloroethane | **ND** | 5.0 | | µg/L | 1 | 6/1/2021 2:14:00 PM |
| Carbon tetrachloride | **ND** | 5.0 | | µg/L | 1 | 6/1/2021 2:14:00 PM |
| Bromodichloromethane | **ND** | 5.0 | | µg/L | 1 | 6/1/2021 2:14:00 PM |
| 1,2-Dichloropropane | **ND** | 5.0 | | µg/L | 1 | 6/1/2021 2:14:00 PM |
| cis-1,3-Dichloropropene | **ND** | 5.0 | | µg/L | 1 | 6/1/2021 2:14:00 PM |
| Trichloroethene | **6.5** | 5.0 | | µg/L | 1 | 6/1/2021 2:14:00 PM |
| Dibromochloromethane | **ND** | 5.0 | | µg/L | 1 | 6/1/2021 2:14:00 PM |
| 1,1,2-Trichloroethane | **ND** | 5.0 | | µg/L | 1 | 6/1/2021 2:14:00 PM |
| Benzene | **ND** | 5.0 | | µg/L | 1 | 6/1/2021 2:14:00 PM |
| trans-1,3-Dichloropropene | **ND** | 5.0 | | µg/L | 1 | 6/1/2021 2:14:00 PM |
| Bromoform | **ND** | 5.0 | | µg/L | 1 | 6/1/2021 2:14:00 PM |
| 4-Methyl-2-pentanone | **ND** | 10 | | µg/L | 1 | 6/1/2021 2:14:00 PM |
| 2-Hexanone | **ND** | 10 | | µg/L | 1 | 6/1/2021 2:14:00 PM |
| Tetrachloroethene | **ND** | 5.0 | | µg/L | 1 | 6/1/2021 2:14:00 PM |
| 1,1,2,2-Tetrachloroethane | **ND** | 5.0 | | µg/L | 1 | 6/1/2021 2:14:00 PM |
| Toluene | **ND** | 5.0 | | µg/L | 1 | 6/1/2021 2:14:00 PM |
| Chlorobenzene | **ND** | 5.0 | | µg/L | 1 | 6/1/2021 2:14:00 PM |
| Ethylbenzene | **ND** | 5.0 | S | µg/L | 1 | 6/1/2021 2:14:00 PM |
| Styrene | **ND** | 5.0 | | µg/L | 1 | 6/1/2021 2:14:00 PM |
| m,p-Xylene | **ND** | 5.0 | | µg/L | 1 | 6/1/2021 2:14:00 PM |
| o-Xylene | **ND** | 5.0 | | µg/L | 1 | 6/1/2021 2:14:00 PM |
| Methyl tert-butyl ether | **ND** | 5.0 | | µg/L | 1 | 6/1/2021 2:14:00 PM |
| Dichlorodifluoromethane | **ND** | 10 | | µg/L | 1 | 6/1/2021 2:14:00 PM |
| Methyl Acetate | **ND** | 5.0 | S | µg/L | 1 | 6/1/2021 2:14:00 PM |
| 1,1,2-Trichloro-1,2,2-trifluoroethane | **9.6** | 5.0 | | µg/L | 1 | 6/1/2021 2:14:00 PM |
| Trichlorofluoromethane | **ND** | 5.0 | | µg/L | 1 | 6/1/2021 2:14:00 PM |

# Adirondack Environmental Services, Inc

**Date:** *02-Jun-21*

| | | | |
|---|---|---|---|
| **CLIENT:** | Frontier Technical Associates | **Client Sample ID:** | MW-2B0521 |
| **Work Order:** | **210525015** | **Collection Date:** | 5/21/2021 |
| **Reference:** | Plant M-GW / GW ET-979 | **Lab Sample ID:** | 210525015-003 |
| **PO#:** | | **Matrix:** | GROUNDWATER |

| Analyses | Result | RL | Qual | Units | DF | Date Analyzed |
|---|---|---|---|---|---|---|
| **VOLATILE ORGANICS EPA 8260C (SW5030C PREP)** | | | | | | Analyst: **SMD** |
| Cyclohexane | **ND** | 5.0 | | µg/L | 1 | 6/1/2021 2:14:00 PM |
| Methyl Cyclohexane | **ND** | 5.0 | | µg/L | 1 | 6/1/2021 2:14:00 PM |
| 1,2-Dibromoethane | **ND** | 5.0 | | µg/L | 1 | 6/1/2021 2:14:00 PM |
| 1,3-Dichlorobenzene | **ND** | 5.0 | S | µg/L | 1 | 6/1/2021 2:14:00 PM |
| Isopropylbenzene | **ND** | 5.0 | | µg/L | 1 | 6/1/2021 2:14:00 PM |
| 1,2-Dichlorobenzene | **ND** | 5.0 | S | µg/L | 1 | 6/1/2021 2:14:00 PM |
| 1,4-Dichlorobenzene | **ND** | 5.0 | | µg/L | 1 | 6/1/2021 2:14:00 PM |
| 1,2-Dibromo-3-chloropropane | **ND** | 10 | S | µg/L | 1 | 6/1/2021 2:14:00 PM |
| 1,2,4-Trichlorobenzene | **ND** | 5.0 | | µg/L | 1 | 6/1/2021 2:14:00 PM |
| Surr: 1,2-Dichloroethane-d4 | **93.8** | 74-127 | | %REC | 1 | 6/1/2021 2:14:00 PM |
| Surr: 4-Bromofluorobenzene | **98.7** | 74-128 | | %REC | 1 | 6/1/2021 2:14:00 PM |
| Surr: Toluene-d8 | **100** | 75-127 | | %REC | 1 | 6/1/2021 2:14:00 PM |

# Adirondack Environmental Services, Inc

**Date:** *02-Jun-21*

**CLIENT:** Frontier Technical Associates
**Work Order:** **210525015**
**Reference:** Plant M-GW / GW ET-979
**PO#:**

**Client Sample ID:** MW-30521
**Collection Date:** 5/21/2021
**Lab Sample ID:** 210525015-004
**Matrix:** GROUNDWATER

| Analyses | Result | RL | Qual | Units | DF | Date Analyzed |
|---|---|---|---|---|---|---|
| **VOLATILE ORGANICS EPA 8260C (SW5030C PREP)** | | | | | | Analyst: **SMD** |
| Chloromethane | **ND** | 10 | | µg/L | 1 | 5/28/2021 10:48:00 PM |
| Bromomethane | **ND** | 10 | S | µg/L | 1 | 5/28/2021 10:48:00 PM |
| Vinyl chloride | **ND** | 10 | | µg/L | 1 | 5/28/2021 10:48:00 PM |
| Chloroethane | **ND** | 10 | | µg/L | 1 | 5/28/2021 10:48:00 PM |
| Methylene chloride | **ND** | 5.0 | | µg/L | 1 | 5/28/2021 10:48:00 PM |
| Acetone | **ND** | 10 | | µg/L | 1 | 5/28/2021 10:48:00 PM |
| Carbon disulfide | **ND** | 5.0 | | µg/L | 1 | 5/28/2021 10:48:00 PM |
| 1,1-Dichloroethene | **ND** | 5.0 | | µg/L | 1 | 5/28/2021 10:48:00 PM |
| 1,1-Dichloroethane | **ND** | 5.0 | | µg/L | 1 | 5/28/2021 10:48:00 PM |
| trans-1,2-Dichloroethene | **ND** | 5.0 | | µg/L | 1 | 5/28/2021 10:48:00 PM |
| cis-1,2-Dichloroethene | **ND** | 5.0 | | µg/L | 1 | 5/28/2021 10:48:00 PM |
| Chloroform | **ND** | 5.0 | | µg/L | 1 | 5/28/2021 10:48:00 PM |
| 1,2-Dichloroethane | **ND** | 5.0 | | µg/L | 1 | 5/28/2021 10:48:00 PM |
| 2-Butanone | **ND** | 10 | S | µg/L | 1 | 5/28/2021 10:48:00 PM |
| 1,1,1-Trichloroethane | **ND** | 5.0 | | µg/L | 1 | 5/28/2021 10:48:00 PM |
| Carbon tetrachloride | **ND** | 5.0 | | µg/L | 1 | 5/28/2021 10:48:00 PM |
| Bromodichloromethane | **ND** | 5.0 | | µg/L | 1 | 5/28/2021 10:48:00 PM |
| 1,2-Dichloropropane | **ND** | 5.0 | | µg/L | 1 | 5/28/2021 10:48:00 PM |
| cis-1,3-Dichloropropene | **ND** | 5.0 | | µg/L | 1 | 5/28/2021 10:48:00 PM |
| Trichloroethene | **ND** | 5.0 | | µg/L | 1 | 5/28/2021 10:48:00 PM |
| Dibromochloromethane | **ND** | 5.0 | | µg/L | 1 | 5/28/2021 10:48:00 PM |
| 1,1,2-Trichloroethane | **ND** | 5.0 | | µg/L | 1 | 5/28/2021 10:48:00 PM |
| Benzene | **ND** | 5.0 | | µg/L | 1 | 5/28/2021 10:48:00 PM |
| trans-1,3-Dichloropropene | **ND** | 5.0 | | µg/L | 1 | 5/28/2021 10:48:00 PM |
| Bromoform | **ND** | 5.0 | | µg/L | 1 | 5/28/2021 10:48:00 PM |
| 4-Methyl-2-pentanone | **ND** | 10 | S | µg/L | 1 | 5/28/2021 10:48:00 PM |
| 2-Hexanone | **ND** | 10 | | µg/L | 1 | 5/28/2021 10:48:00 PM |
| Tetrachloroethene | **ND** | 5.0 | | µg/L | 1 | 5/28/2021 10:48:00 PM |
| 1,1,2,2-Tetrachloroethane | **ND** | 5.0 | | µg/L | 1 | 5/28/2021 10:48:00 PM |
| Toluene | **ND** | 5.0 | | µg/L | 1 | 5/28/2021 10:48:00 PM |
| Chlorobenzene | **ND** | 5.0 | | µg/L | 1 | 5/28/2021 10:48:00 PM |
| Ethylbenzene | **ND** | 5.0 | | µg/L | 1 | 5/28/2021 10:48:00 PM |
| Styrene | **ND** | 5.0 | | µg/L | 1 | 5/28/2021 10:48:00 PM |
| m,p-Xylene | **ND** | 5.0 | | µg/L | 1 | 5/28/2021 10:48:00 PM |
| o-Xylene | **ND** | 5.0 | | µg/L | 1 | 5/28/2021 10:48:00 PM |
| Methyl tert-butyl ether | **ND** | 5.0 | S | µg/L | 1 | 5/28/2021 10:48:00 PM |
| Dichlorodifluoromethane | **ND** | 10 | | µg/L | 1 | 5/28/2021 10:48:00 PM |
| Methyl Acetate | **ND** | 5.0 | S | µg/L | 1 | 5/28/2021 10:48:00 PM |
| 1,1,2-Trichloro-1,2,2-trifluoroethane | **ND** | 5.0 | | µg/L | 1 | 5/28/2021 10:48:00 PM |
| Trichlorofluoromethane | **ND** | 5.0 | | µg/L | 1 | 5/28/2021 10:48:00 PM |

# Adirondack Environmental Services, Inc

**Date:** *02-Jun-21*

| | | | |
|---|---|---|---|
| **CLIENT:** | Frontier Technical Associates | **Client Sample ID:** | MW-30521 |
| **Work Order:** | **210525015** | **Collection Date:** | 5/21/2021 |
| **Reference:** | Plant M-GW / GW ET-979 | **Lab Sample ID:** | 210525015-004 |
| **PO#:** | | **Matrix:** | GROUNDWATER |

| Analyses | Result | RL | Qual | Units | DF | Date Analyzed |
|---|---|---|---|---|---|---|
| **VOLATILE ORGANICS EPA 8260C (SW5030C PREP)** | | | | | | Analyst: **SMD** |
| Cyclohexane | **ND** | 5.0 | S | µg/L | 1 | 5/28/2021 10:48:00 PM |
| Methyl Cyclohexane | **ND** | 5.0 | | µg/L | 1 | 5/28/2021 10:48:00 PM |
| 1,2-Dibromoethane | **ND** | 5.0 | | µg/L | 1 | 5/28/2021 10:48:00 PM |
| 1,3-Dichlorobenzene | **ND** | 5.0 | | µg/L | 1 | 5/28/2021 10:48:00 PM |
| Isopropylbenzene | **ND** | 5.0 | | µg/L | 1 | 5/28/2021 10:48:00 PM |
| 1,2-Dichlorobenzene | **ND** | 5.0 | | µg/L | 1 | 5/28/2021 10:48:00 PM |
| 1,4-Dichlorobenzene | **ND** | 5.0 | | µg/L | 1 | 5/28/2021 10:48:00 PM |
| 1,2-Dibromo-3-chloropropane | **ND** | 10 | | µg/L | 1 | 5/28/2021 10:48:00 PM |
| 1,2,4-Trichlorobenzene | **ND** | 5.0 | | µg/L | 1 | 5/28/2021 10:48:00 PM |
| Surr: 1,2-Dichloroethane-d4 | **106** | 74-127 | | %REC | 1 | 5/28/2021 10:48:00 PM |
| Surr: 4-Bromofluorobenzene | **91.7** | 74-128 | | %REC | 1 | 5/28/2021 10:48:00 PM |
| Surr: Toluene-d8 | **99.2** | 75-127 | | %REC | 1 | 5/28/2021 10:48:00 PM |

# Adirondack Environmental Services, Inc

**Date:** *02-Jun-21*

**CLIENT:** Frontier Technical Associates
**Work Order:** **210525015**
**Reference:** Plant M-GW / GW ET-979
**PO#:**

**Client Sample ID:** MW-40521
**Collection Date:** 5/21/2021
**Lab Sample ID:** 210525015-005
**Matrix:** GROUNDWATER

| Analyses | Result | RL | Qual | Units | DF | Date Analyzed |
|---|---|---|---|---|---|---|
| **VOLATILE ORGANICS EPA 8260C (SW5030C PREP)** | | | | | | Analyst: **SMD** |
| Chloromethane | **ND** | 10 | | µg/L | 1 | 5/28/2021 11:10:00 PM |
| Bromomethane | **ND** | 10 | S | µg/L | 1 | 5/28/2021 11:10:00 PM |
| Vinyl chloride | **ND** | 10 | | µg/L | 1 | 5/28/2021 11:10:00 PM |
| Chloroethane | **ND** | 10 | | µg/L | 1 | 5/28/2021 11:10:00 PM |
| Methylene chloride | **ND** | 5.0 | | µg/L | 1 | 5/28/2021 11:10:00 PM |
| Acetone | **ND** | 10 | | µg/L | 1 | 5/28/2021 11:10:00 PM |
| Carbon disulfide | **ND** | 5.0 | | µg/L | 1 | 5/28/2021 11:10:00 PM |
| 1,1-Dichloroethene | **ND** | 5.0 | | µg/L | 1 | 5/28/2021 11:10:00 PM |
| 1,1-Dichloroethane | **ND** | 5.0 | | µg/L | 1 | 5/28/2021 11:10:00 PM |
| trans-1,2-Dichloroethene | **ND** | 5.0 | | µg/L | 1 | 5/28/2021 11:10:00 PM |
| cis-1,2-Dichloroethene | **ND** | 5.0 | | µg/L | 1 | 5/28/2021 11:10:00 PM |
| Chloroform | **ND** | 5.0 | | µg/L | 1 | 5/28/2021 11:10:00 PM |
| 1,2-Dichloroethane | **ND** | 5.0 | | µg/L | 1 | 5/28/2021 11:10:00 PM |
| 2-Butanone | **ND** | 10 | S | µg/L | 1 | 5/28/2021 11:10:00 PM |
| 1,1,1-Trichloroethane | **ND** | 5.0 | | µg/L | 1 | 5/28/2021 11:10:00 PM |
| Carbon tetrachloride | **ND** | 5.0 | | µg/L | 1 | 5/28/2021 11:10:00 PM |
| Bromodichloromethane | **ND** | 5.0 | | µg/L | 1 | 5/28/2021 11:10:00 PM |
| 1,2-Dichloropropane | **ND** | 5.0 | | µg/L | 1 | 5/28/2021 11:10:00 PM |
| cis-1,3-Dichloropropene | **ND** | 5.0 | | µg/L | 1 | 5/28/2021 11:10:00 PM |
| Trichloroethene | **ND** | 5.0 | | µg/L | 1 | 5/28/2021 11:10:00 PM |
| Dibromochloromethane | **ND** | 5.0 | | µg/L | 1 | 5/28/2021 11:10:00 PM |
| 1,1,2-Trichloroethane | **ND** | 5.0 | | µg/L | 1 | 5/28/2021 11:10:00 PM |
| Benzene | **ND** | 5.0 | | µg/L | 1 | 5/28/2021 11:10:00 PM |
| trans-1,3-Dichloropropene | **ND** | 5.0 | | µg/L | 1 | 5/28/2021 11:10:00 PM |
| Bromoform | **ND** | 5.0 | | µg/L | 1 | 5/28/2021 11:10:00 PM |
| 4-Methyl-2-pentanone | **ND** | 10 | S | µg/L | 1 | 5/28/2021 11:10:00 PM |
| 2-Hexanone | **ND** | 10 | | µg/L | 1 | 5/28/2021 11:10:00 PM |
| Tetrachloroethene | **ND** | 5.0 | | µg/L | 1 | 5/28/2021 11:10:00 PM |
| 1,1,2,2-Tetrachloroethane | **ND** | 5.0 | | µg/L | 1 | 5/28/2021 11:10:00 PM |
| Toluene | **ND** | 5.0 | | µg/L | 1 | 5/28/2021 11:10:00 PM |
| Chlorobenzene | **ND** | 5.0 | | µg/L | 1 | 5/28/2021 11:10:00 PM |
| Ethylbenzene | **ND** | 5.0 | | µg/L | 1 | 5/28/2021 11:10:00 PM |
| Styrene | **ND** | 5.0 | | µg/L | 1 | 5/28/2021 11:10:00 PM |
| m,p-Xylene | **ND** | 5.0 | | µg/L | 1 | 5/28/2021 11:10:00 PM |
| o-Xylene | **ND** | 5.0 | | µg/L | 1 | 5/28/2021 11:10:00 PM |
| Methyl tert-butyl ether | **ND** | 5.0 | S | µg/L | 1 | 5/28/2021 11:10:00 PM |
| Dichlorodifluoromethane | **ND** | 10 | | µg/L | 1 | 5/28/2021 11:10:00 PM |
| Methyl Acetate | **ND** | 5.0 | S | µg/L | 1 | 5/28/2021 11:10:00 PM |
| 1,1,2-Trichloro-1,2,2-trifluoroethane | **ND** | 5.0 | | µg/L | 1 | 5/28/2021 11:10:00 PM |
| Trichlorofluoromethane | **ND** | 5.0 | | µg/L | 1 | 5/28/2021 11:10:00 PM |

# Adirondack Environmental Services, Inc

**Date:** *02-Jun-21*

| | | | |
|---|---|---|---|
| **CLIENT:** | Frontier Technical Associates | **Client Sample ID:** | MW-40521 |
| **Work Order:** | **210525015** | **Collection Date:** | 5/21/2021 |
| **Reference:** | Plant M-GW / GW ET-979 | **Lab Sample ID:** | 210525015-005 |
| **PO#:** | | **Matrix:** | GROUNDWATER |

| Analyses | Result | RL | Qual | Units | DF | Date Analyzed |
|---|---|---|---|---|---|---|
| **VOLATILE ORGANICS EPA 8260C (SW5030C PREP)** | | | | | | Analyst: **SMD** |
| Cyclohexane | **ND** | 5.0 | S | µg/L | 1 | 5/28/2021 11:10:00 PM |
| Methyl Cyclohexane | **ND** | 5.0 | | µg/L | 1 | 5/28/2021 11:10:00 PM |
| 1,2-Dibromoethane | **ND** | 5.0 | | µg/L | 1 | 5/28/2021 11:10:00 PM |
| 1,3-Dichlorobenzene | **ND** | 5.0 | | µg/L | 1 | 5/28/2021 11:10:00 PM |
| Isopropylbenzene | **ND** | 5.0 | | µg/L | 1 | 5/28/2021 11:10:00 PM |
| 1,2-Dichlorobenzene | **ND** | 5.0 | | µg/L | 1 | 5/28/2021 11:10:00 PM |
| 1,4-Dichlorobenzene | **ND** | 5.0 | | µg/L | 1 | 5/28/2021 11:10:00 PM |
| 1,2-Dibromo-3-chloropropane | **ND** | 10 | | µg/L | 1 | 5/28/2021 11:10:00 PM |
| 1,2,4-Trichlorobenzene | **ND** | 5.0 | | µg/L | 1 | 5/28/2021 11:10:00 PM |
| Surr: 1,2-Dichloroethane-d4 | **98.9** | 74-127 | | %REC | 1 | 5/28/2021 11:10:00 PM |
| Surr: 4-Bromofluorobenzene | **97.4** | 74-128 | | %REC | 1 | 5/28/2021 11:10:00 PM |
| Surr: Toluene-d8 | **98.1** | 75-127 | | %REC | 1 | 5/28/2021 11:10:00 PM |

# Adirondack Environmental Services, Inc

**Date:** *02-Jun-21*

**CLIENT:** Frontier Technical Associates
**Work Order:** **210525015**
**Reference:** Plant M-GW / GW ET-979
**PO#:**

**Client Sample ID:** MW-50521
**Collection Date:** 5/21/2021
**Lab Sample ID:** 210525015-006
**Matrix:** GROUNDWATER

| Analyses | Result | RL | Qual | Units | DF | Date Analyzed |
|---|---|---|---|---|---|---|
| **VOLATILE ORGANICS EPA 8260C (SW5030C PREP)** | | | | | | Analyst: **SMD** |
| Chloromethane | **ND** | 10 | | µg/L | 1 | 5/28/2021 11:32:00 PM |
| Bromomethane | **ND** | 10 | S | µg/L | 1 | 5/28/2021 11:32:00 PM |
| Vinyl chloride | **ND** | 10 | | µg/L | 1 | 5/28/2021 11:32:00 PM |
| Chloroethane | **ND** | 10 | | µg/L | 1 | 5/28/2021 11:32:00 PM |
| Methylene chloride | **ND** | 5.0 | | µg/L | 1 | 5/28/2021 11:32:00 PM |
| Acetone | **ND** | 10 | | µg/L | 1 | 5/28/2021 11:32:00 PM |
| Carbon disulfide | **ND** | 5.0 | | µg/L | 1 | 5/28/2021 11:32:00 PM |
| 1,1-Dichloroethene | **ND** | 5.0 | | µg/L | 1 | 5/28/2021 11:32:00 PM |
| 1,1-Dichloroethane | **ND** | 5.0 | | µg/L | 1 | 5/28/2021 11:32:00 PM |
| trans-1,2-Dichloroethene | **ND** | 5.0 | | µg/L | 1 | 5/28/2021 11:32:00 PM |
| cis-1,2-Dichloroethene | **ND** | 5.0 | | µg/L | 1 | 5/28/2021 11:32:00 PM |
| Chloroform | **ND** | 5.0 | | µg/L | 1 | 5/28/2021 11:32:00 PM |
| 1,2-Dichloroethane | **ND** | 5.0 | | µg/L | 1 | 5/28/2021 11:32:00 PM |
| 2-Butanone | **ND** | 10 | S | µg/L | 1 | 5/28/2021 11:32:00 PM |
| 1,1,1-Trichloroethane | **ND** | 5.0 | | µg/L | 1 | 5/28/2021 11:32:00 PM |
| Carbon tetrachloride | **ND** | 5.0 | | µg/L | 1 | 5/28/2021 11:32:00 PM |
| Bromodichloromethane | **ND** | 5.0 | | µg/L | 1 | 5/28/2021 11:32:00 PM |
| 1,2-Dichloropropane | **ND** | 5.0 | | µg/L | 1 | 5/28/2021 11:32:00 PM |
| cis-1,3-Dichloropropene | **ND** | 5.0 | | µg/L | 1 | 5/28/2021 11:32:00 PM |
| Trichloroethene | **ND** | 5.0 | | µg/L | 1 | 5/28/2021 11:32:00 PM |
| Dibromochloromethane | **ND** | 5.0 | | µg/L | 1 | 5/28/2021 11:32:00 PM |
| 1,1,2-Trichloroethane | **ND** | 5.0 | | µg/L | 1 | 5/28/2021 11:32:00 PM |
| Benzene | **ND** | 5.0 | | µg/L | 1 | 5/28/2021 11:32:00 PM |
| trans-1,3-Dichloropropene | **ND** | 5.0 | | µg/L | 1 | 5/28/2021 11:32:00 PM |
| Bromoform | **ND** | 5.0 | | µg/L | 1 | 5/28/2021 11:32:00 PM |
| 4-Methyl-2-pentanone | **ND** | 10 | S | µg/L | 1 | 5/28/2021 11:32:00 PM |
| 2-Hexanone | **ND** | 10 | | µg/L | 1 | 5/28/2021 11:32:00 PM |
| Tetrachloroethene | **ND** | 5.0 | | µg/L | 1 | 5/28/2021 11:32:00 PM |
| 1,1,2,2-Tetrachloroethane | **ND** | 5.0 | | µg/L | 1 | 5/28/2021 11:32:00 PM |
| Toluene | **ND** | 5.0 | | µg/L | 1 | 5/28/2021 11:32:00 PM |
| Chlorobenzene | **ND** | 5.0 | | µg/L | 1 | 5/28/2021 11:32:00 PM |
| Ethylbenzene | **ND** | 5.0 | | µg/L | 1 | 5/28/2021 11:32:00 PM |
| Styrene | **ND** | 5.0 | | µg/L | 1 | 5/28/2021 11:32:00 PM |
| m,p-Xylene | **ND** | 5.0 | | µg/L | 1 | 5/28/2021 11:32:00 PM |
| o-Xylene | **ND** | 5.0 | | µg/L | 1 | 5/28/2021 11:32:00 PM |
| Methyl tert-butyl ether | **ND** | 5.0 | S | µg/L | 1 | 5/28/2021 11:32:00 PM |
| Dichlorodifluoromethane | **ND** | 10 | | µg/L | 1 | 5/28/2021 11:32:00 PM |
| Methyl Acetate | **ND** | 5.0 | S | µg/L | 1 | 5/28/2021 11:32:00 PM |
| 1,1,2-Trichloro-1,2,2-trifluoroethane | **ND** | 5.0 | | µg/L | 1 | 5/28/2021 11:32:00 PM |
| Trichlorofluoromethane | **ND** | 5.0 | | µg/L | 1 | 5/28/2021 11:32:00 PM |

# Adirondack Environmental Services, Inc

**Date:** *02-Jun-21*

**CLIENT:** Frontier Technical Associates
**Work Order:** **210525015**
**Reference:** Plant M-GW / GW ET-979
**PO#:**

**Client Sample ID:** MW-50521
**Collection Date:** 5/21/2021
**Lab Sample ID:** 210525015-006
**Matrix:** GROUNDWATER

| Analyses | Result | RL | Qual | Units | DF | Date Analyzed |
|---|---|---|---|---|---|---|
| **VOLATILE ORGANICS EPA 8260C (SW5030C PREP)** | | | | | | Analyst: **SMD** |
| Cyclohexane | **ND** | 5.0 | S | µg/L | 1 | 5/28/2021 11:32:00 PM |
| Methyl Cyclohexane | **ND** | 5.0 | | µg/L | 1 | 5/28/2021 11:32:00 PM |
| 1,2-Dibromoethane | **ND** | 5.0 | | µg/L | 1 | 5/28/2021 11:32:00 PM |
| 1,3-Dichlorobenzene | **ND** | 5.0 | | µg/L | 1 | 5/28/2021 11:32:00 PM |
| Isopropylbenzene | **ND** | 5.0 | | µg/L | 1 | 5/28/2021 11:32:00 PM |
| 1,2-Dichlorobenzene | **ND** | 5.0 | | µg/L | 1 | 5/28/2021 11:32:00 PM |
| 1,4-Dichlorobenzene | **ND** | 5.0 | | µg/L | 1 | 5/28/2021 11:32:00 PM |
| 1,2-Dibromo-3-chloropropane | **ND** | 10 | | µg/L | 1 | 5/28/2021 11:32:00 PM |
| 1,2,4-Trichlorobenzene | **ND** | 5.0 | | µg/L | 1 | 5/28/2021 11:32:00 PM |
| Surr: 1,2-Dichloroethane-d4 | **103** | 74-127 | | %REC | 1 | 5/28/2021 11:32:00 PM |
| Surr: 4-Bromofluorobenzene | **84.1** | 74-128 | | %REC | 1 | 5/28/2021 11:32:00 PM |
| Surr: Toluene-d8 | **99.8** | 75-127 | | %REC | 1 | 5/28/2021 11:32:00 PM |

# Adirondack Environmental Services, Inc

**Date:** *02-Jun-21*

| | | | |
|---|---|---|---|
| **CLIENT:** | Frontier Technical Associates | **Client Sample ID:** | MW-60521 |
| **Work Order:** | **210525015** | **Collection Date:** | 5/21/2021 |
| **Reference:** | Plant M-GW / GW ET-979 | **Lab Sample ID:** | 210525015-007 |
| **PO#:** | | **Matrix:** | GROUNDWATER |

| Analyses | Result | RL | Qual | Units | DF | Date Analyzed |
|---|---|---|---|---|---|---|
| **VOLATILE ORGANICS EPA 8260C (SW5030C PREP)** | | | | | | Analyst: **SMD** |
| Chloromethane | **ND** | 10 | | µg/L | 1 | 5/28/2021 11:54:00 PM |
| Bromomethane | **ND** | 10 | S | µg/L | 1 | 5/28/2021 11:54:00 PM |
| Vinyl chloride | **ND** | 10 | | µg/L | 1 | 5/28/2021 11:54:00 PM |
| Chloroethane | **ND** | 10 | | µg/L | 1 | 5/28/2021 11:54:00 PM |
| Methylene chloride | **ND** | 5.0 | | µg/L | 1 | 5/28/2021 11:54:00 PM |
| Acetone | **ND** | 10 | | µg/L | 1 | 5/28/2021 11:54:00 PM |
| Carbon disulfide | **ND** | 5.0 | | µg/L | 1 | 5/28/2021 11:54:00 PM |
| 1,1-Dichloroethene | **ND** | 5.0 | | µg/L | 1 | 5/28/2021 11:54:00 PM |
| 1,1-Dichloroethane | **ND** | 5.0 | | µg/L | 1 | 5/28/2021 11:54:00 PM |
| trans-1,2-Dichloroethene | **ND** | 5.0 | | µg/L | 1 | 5/28/2021 11:54:00 PM |
| cis-1,2-Dichloroethene | **ND** | 5.0 | | µg/L | 1 | 5/28/2021 11:54:00 PM |
| Chloroform | **ND** | 5.0 | | µg/L | 1 | 5/28/2021 11:54:00 PM |
| 1,2-Dichloroethane | **ND** | 5.0 | | µg/L | 1 | 5/28/2021 11:54:00 PM |
| 2-Butanone | **ND** | 10 | S | µg/L | 1 | 5/28/2021 11:54:00 PM |
| 1,1,1-Trichloroethane | **ND** | 5.0 | | µg/L | 1 | 5/28/2021 11:54:00 PM |
| Carbon tetrachloride | **ND** | 5.0 | | µg/L | 1 | 5/28/2021 11:54:00 PM |
| Bromodichloromethane | **ND** | 5.0 | | µg/L | 1 | 5/28/2021 11:54:00 PM |
| 1,2-Dichloropropane | **ND** | 5.0 | | µg/L | 1 | 5/28/2021 11:54:00 PM |
| cis-1,3-Dichloropropene | **ND** | 5.0 | | µg/L | 1 | 5/28/2021 11:54:00 PM |
| Trichloroethene | **ND** | 5.0 | | µg/L | 1 | 5/28/2021 11:54:00 PM |
| Dibromochloromethane | **ND** | 5.0 | | µg/L | 1 | 5/28/2021 11:54:00 PM |
| 1,1,2-Trichloroethane | **ND** | 5.0 | | µg/L | 1 | 5/28/2021 11:54:00 PM |
| Benzene | **ND** | 5.0 | | µg/L | 1 | 5/28/2021 11:54:00 PM |
| trans-1,3-Dichloropropene | **ND** | 5.0 | | µg/L | 1 | 5/28/2021 11:54:00 PM |
| Bromoform | **ND** | 5.0 | | µg/L | 1 | 5/28/2021 11:54:00 PM |
| 4-Methyl-2-pentanone | **ND** | 10 | S | µg/L | 1 | 5/28/2021 11:54:00 PM |
| 2-Hexanone | **ND** | 10 | | µg/L | 1 | 5/28/2021 11:54:00 PM |
| Tetrachloroethene | **ND** | 5.0 | | µg/L | 1 | 5/28/2021 11:54:00 PM |
| 1,1,2,2-Tetrachloroethane | **ND** | 5.0 | | µg/L | 1 | 5/28/2021 11:54:00 PM |
| Toluene | **ND** | 5.0 | | µg/L | 1 | 5/28/2021 11:54:00 PM |
| Chlorobenzene | **ND** | 5.0 | | µg/L | 1 | 5/28/2021 11:54:00 PM |
| Ethylbenzene | **ND** | 5.0 | | µg/L | 1 | 5/28/2021 11:54:00 PM |
| Styrene | **ND** | 5.0 | | µg/L | 1 | 5/28/2021 11:54:00 PM |
| m,p-Xylene | **ND** | 5.0 | | µg/L | 1 | 5/28/2021 11:54:00 PM |
| o-Xylene | **ND** | 5.0 | | µg/L | 1 | 5/28/2021 11:54:00 PM |
| Methyl tert-butyl ether | **ND** | 5.0 | S | µg/L | 1 | 5/28/2021 11:54:00 PM |
| Dichlorodifluoromethane | **ND** | 10 | | µg/L | 1 | 5/28/2021 11:54:00 PM |
| Methyl Acetate | **ND** | 5.0 | S | µg/L | 1 | 5/28/2021 11:54:00 PM |
| 1,1,2-Trichloro-1,2,2-trifluoroethane | **ND** | 5.0 | | µg/L | 1 | 5/28/2021 11:54:00 PM |
| Trichlorofluoromethane | **ND** | 5.0 | | µg/L | 1 | 5/28/2021 11:54:00 PM |

# Adirondack Environmental Services, Inc

**Date:** *02-Jun-21*

| | | | |
|---|---|---|---|
| **CLIENT:** | Frontier Technical Associates | **Client Sample ID:** | MW-60521 |
| **Work Order:** | **210525015** | **Collection Date:** | 5/21/2021 |
| **Reference:** | Plant M-GW / GW ET-979 | **Lab Sample ID:** | 210525015-007 |
| **PO#:** | | **Matrix:** | GROUNDWATER |

| Analyses | Result | RL | Qual | Units | DF | Date Analyzed |
|---|---|---|---|---|---|---|
| **VOLATILE ORGANICS EPA 8260C (SW5030C PREP)** | | | | | | Analyst: **SMD** |
| Cyclohexane | **ND** | 5.0 | S | µg/L | 1 | 5/28/2021 11:54:00 PM |
| Methyl Cyclohexane | **ND** | 5.0 | | µg/L | 1 | 5/28/2021 11:54:00 PM |
| 1,2-Dibromoethane | **ND** | 5.0 | | µg/L | 1 | 5/28/2021 11:54:00 PM |
| 1,3-Dichlorobenzene | **ND** | 5.0 | | µg/L | 1 | 5/28/2021 11:54:00 PM |
| Isopropylbenzene | **ND** | 5.0 | | µg/L | 1 | 5/28/2021 11:54:00 PM |
| 1,2-Dichlorobenzene | **ND** | 5.0 | | µg/L | 1 | 5/28/2021 11:54:00 PM |
| 1,4-Dichlorobenzene | **ND** | 5.0 | | µg/L | 1 | 5/28/2021 11:54:00 PM |
| 1,2-Dibromo-3-chloropropane | **ND** | 10 | | µg/L | 1 | 5/28/2021 11:54:00 PM |
| 1,2,4-Trichlorobenzene | **ND** | 5.0 | | µg/L | 1 | 5/28/2021 11:54:00 PM |
| Surr: 1,2-Dichloroethane-d4 | **106** | 74-127 | | %REC | 1 | 5/28/2021 11:54:00 PM |
| Surr: 4-Bromofluorobenzene | **91.8** | 74-128 | | %REC | 1 | 5/28/2021 11:54:00 PM |
| Surr: Toluene-d8 | **100** | 75-127 | | %REC | 1 | 5/28/2021 11:54:00 PM |

# Adirondack Environmental Services, Inc

**Date:** *02-Jun-21*

| | | | |
|---|---|---|---|
| **CLIENT:** | Frontier Technical Associates | **Client Sample ID:** | MW-70521 |
| **Work Order:** | **210525015** | **Collection Date:** | 5/21/2021 |
| **Reference:** | Plant M-GW / GW ET-979 | **Lab Sample ID:** | 210525015-008 |
| **PO#:** | | **Matrix:** | GROUNDWATER |

| Analyses | Result | RL | Qual | Units | DF | Date Analyzed |
|---|---|---|---|---|---|---|
| **VOLATILE ORGANICS EPA 8260C (SW5030C PREP)** | | | | | | Analyst: **SMD** |
| Chloromethane | **ND** | 10 | | µg/L | 1 | 5/29/2021 12:16:00 AM |
| Bromomethane | **ND** | 10 | S | µg/L | 1 | 5/29/2021 12:16:00 AM |
| Vinyl chloride | **ND** | 10 | | µg/L | 1 | 5/29/2021 12:16:00 AM |
| Chloroethane | **ND** | 10 | | µg/L | 1 | 5/29/2021 12:16:00 AM |
| Methylene chloride | **ND** | 5.0 | | µg/L | 1 | 5/29/2021 12:16:00 AM |
| Acetone | **ND** | 10 | | µg/L | 1 | 5/29/2021 12:16:00 AM |
| Carbon disulfide | **ND** | 5.0 | | µg/L | 1 | 5/29/2021 12:16:00 AM |
| 1,1-Dichloroethene | **ND** | 5.0 | | µg/L | 1 | 5/29/2021 12:16:00 AM |
| 1,1-Dichloroethane | **ND** | 5.0 | | µg/L | 1 | 5/29/2021 12:16:00 AM |
| trans-1,2-Dichloroethene | **ND** | 5.0 | | µg/L | 1 | 5/29/2021 12:16:00 AM |
| cis-1,2-Dichloroethene | **ND** | 5.0 | | µg/L | 1 | 5/29/2021 12:16:00 AM |
| Chloroform | **ND** | 5.0 | | µg/L | 1 | 5/29/2021 12:16:00 AM |
| 1,2-Dichloroethane | **ND** | 5.0 | | µg/L | 1 | 5/29/2021 12:16:00 AM |
| 2-Butanone | **ND** | 10 | S | µg/L | 1 | 5/29/2021 12:16:00 AM |
| 1,1,1-Trichloroethane | **ND** | 5.0 | | µg/L | 1 | 5/29/2021 12:16:00 AM |
| Carbon tetrachloride | **ND** | 5.0 | | µg/L | 1 | 5/29/2021 12:16:00 AM |
| Bromodichloromethane | **ND** | 5.0 | | µg/L | 1 | 5/29/2021 12:16:00 AM |
| 1,2-Dichloropropane | **ND** | 5.0 | | µg/L | 1 | 5/29/2021 12:16:00 AM |
| cis-1,3-Dichloropropene | **ND** | 5.0 | | µg/L | 1 | 5/29/2021 12:16:00 AM |
| Trichloroethene | **ND** | 5.0 | | µg/L | 1 | 5/29/2021 12:16:00 AM |
| Dibromochloromethane | **ND** | 5.0 | | µg/L | 1 | 5/29/2021 12:16:00 AM |
| 1,1,2-Trichloroethane | **ND** | 5.0 | | µg/L | 1 | 5/29/2021 12:16:00 AM |
| Benzene | **ND** | 5.0 | | µg/L | 1 | 5/29/2021 12:16:00 AM |
| trans-1,3-Dichloropropene | **ND** | 5.0 | | µg/L | 1 | 5/29/2021 12:16:00 AM |
| Bromoform | **ND** | 5.0 | | µg/L | 1 | 5/29/2021 12:16:00 AM |
| 4-Methyl-2-pentanone | **ND** | 10 | S | µg/L | 1 | 5/29/2021 12:16:00 AM |
| 2-Hexanone | **ND** | 10 | | µg/L | 1 | 5/29/2021 12:16:00 AM |
| Tetrachloroethene | **ND** | 5.0 | | µg/L | 1 | 5/29/2021 12:16:00 AM |
| 1,1,2,2-Tetrachloroethane | **ND** | 5.0 | | µg/L | 1 | 5/29/2021 12:16:00 AM |
| Toluene | **ND** | 5.0 | | µg/L | 1 | 5/29/2021 12:16:00 AM |
| Chlorobenzene | **ND** | 5.0 | | µg/L | 1 | 5/29/2021 12:16:00 AM |
| Ethylbenzene | **ND** | 5.0 | | µg/L | 1 | 5/29/2021 12:16:00 AM |
| Styrene | **ND** | 5.0 | | µg/L | 1 | 5/29/2021 12:16:00 AM |
| m,p-Xylene | **ND** | 5.0 | | µg/L | 1 | 5/29/2021 12:16:00 AM |
| o-Xylene | **ND** | 5.0 | | µg/L | 1 | 5/29/2021 12:16:00 AM |
| Methyl tert-butyl ether | **ND** | 5.0 | S | µg/L | 1 | 5/29/2021 12:16:00 AM |
| Dichlorodifluoromethane | **ND** | 10 | | µg/L | 1 | 5/29/2021 12:16:00 AM |
| Methyl Acetate | **ND** | 5.0 | S | µg/L | 1 | 5/29/2021 12:16:00 AM |
| 1,1,2-Trichloro-1,2,2-trifluoroethane | **ND** | 5.0 | | µg/L | 1 | 5/29/2021 12:16:00 AM |
| Trichlorofluoromethane | **ND** | 5.0 | | µg/L | 1 | 5/29/2021 12:16:00 AM |

# Adirondack Environmental Services, Inc

**Date:** *02-Jun-21*

| | | | |
|---|---|---|---|
| **CLIENT:** | Frontier Technical Associates | **Client Sample ID:** | MW-70521 |
| **Work Order:** | **210525015** | **Collection Date:** | 5/21/2021 |
| **Reference:** | Plant M-GW / GW ET-979 | **Lab Sample ID:** | 210525015-008 |
| **PO#:** | | **Matrix:** | GROUNDWATER |

| Analyses | Result | RL | Qual | Units | DF | Date Analyzed |
|---|---|---|---|---|---|---|
| **VOLATILE ORGANICS EPA 8260C (SW5030C PREP)** | | | | | | Analyst: **SMD** |
| Cyclohexane | **ND** | 5.0 | S | µg/L | 1 | 5/29/2021 12:16:00 AM |
| Methyl Cyclohexane | **ND** | 5.0 | | µg/L | 1 | 5/29/2021 12:16:00 AM |
| 1,2-Dibromoethane | **ND** | 5.0 | | µg/L | 1 | 5/29/2021 12:16:00 AM |
| 1,3-Dichlorobenzene | **ND** | 5.0 | | µg/L | 1 | 5/29/2021 12:16:00 AM |
| Isopropylbenzene | **ND** | 5.0 | | µg/L | 1 | 5/29/2021 12:16:00 AM |
| 1,2-Dichlorobenzene | **ND** | 5.0 | | µg/L | 1 | 5/29/2021 12:16:00 AM |
| 1,4-Dichlorobenzene | **ND** | 5.0 | | µg/L | 1 | 5/29/2021 12:16:00 AM |
| 1,2-Dibromo-3-chloropropane | **ND** | 10 | | µg/L | 1 | 5/29/2021 12:16:00 AM |
| 1,2,4-Trichlorobenzene | **ND** | 5.0 | | µg/L | 1 | 5/29/2021 12:16:00 AM |
| Surr: 1,2-Dichloroethane-d4 | **106** | 74-127 | | %REC | 1 | 5/29/2021 12:16:00 AM |
| Surr: 4-Bromofluorobenzene | **87.0** | 74-128 | | %REC | 1 | 5/29/2021 12:16:00 AM |
| Surr: Toluene-d8 | **102** | 75-127 | | %REC | 1 | 5/29/2021 12:16:00 AM |

Adirondack Environmental Services Inc.
EXPERIENCE IS THE SOLUTION

314 North Pearl Street
Albany, NY 12207
518-434-4546 / FAX: 518-434-0891

# CHAIN OF CUSTODY RECORD

AES Work Order#: 210525015

COC Reference:

A full service analytical research laboratory offering solutions to environmental concerns

Client Name: Frontier Technical Associates, Inc.

Address: 8675 Main Street, Williamsville, NY 14221

Send Report to: Kathy Wager

Project Name (Location): PLANT-M GW ET-979

Samplers Name: RON BLINSTON

Client Phone #: 716-634-2293

Client PO #:

Samplers Signature:

Client Email: kathy.wager@frontiertechnical.com

| AES Sample Number | Client Sample Identification & Location | Date Sampled | Time A=am P=pm | | Sample Type Matrix | C | G | # of Cont's | Preser-vative | Analysis |
|---|---|---|---|---|---|---|---|---|---|---|
| 001 | MW-1B0521 | 5/21/21 | 2:01 | A P | GW | | / | 2 | 3 | 8260 TCL |
| 002 | MW-2A0521 | | 1:48 | A P | | | / | 2 | 3 | |
| 003 | MW-2B0521 | | 1:42 | A P | | | / | 2 | 3 | |
| 004 | MW-3 0521 | | 1:34 | A P | | | / | 2 | 3 | |
| 005 | MW-4 0521 | | 1:02 | A P | | | / | 2 | 3 | |
| 006 | MW-5 0521 | | 12:49 | A P | | | / | 2 | 3 | |
| 007 | MW-6 0521 | | 1:10 | A P | | | / | 2 | 3 | |
| 008 | MW-7 0521 | | 1:19 | A P | | | / | 2 | 3 | |
| | | | | A P | | | | | | |
| | | | | A P | | | | | | |
| | | | | A P | | | | | | |
| | | | | A P | | | | | | |
| | | | | A P | | | | | | |
| | | | | A P | | | | | | |
| | | | | A P | | | | | | |

**Shipment Arrived Via:** FedEx UPS Client AES Other:

***Turnaround Time Requested:***

1 Day 2 Day 3 Day 5 Day Standard

NOTE: Samples received after 3:30pm are considered next business day.

Special Instructions/Remarks: QUOTE 5917 STD REPORT + EQUIS

| Relinquished by: (Signature) | Received by: (Signature) | Date | Time |
|---|---|---|---|
| | FED EX | 5/24/21 | 2:00pm |
| Relinquished by: (Signature) | Received by: (Signature) | Date | Time |
| | | | |
| Relinquished by: (Signature) | Received for Laboratory by: | Date | Time |
| | | 5/25/21 | 10:45 |

**Sample Temperature**

Ambient ~ Chilled ~ Chilling Begun

Notes: 5°C

**Custody Seal Intact:** Y / N

**Bottles AES:** Y / N

**Properly Preserved:** Y / N

0=None
1=$H_2SO_4$ pH<2
2=$HNO_3$ pH<2
3=HCl pH<2
4=$Na_2S_2O_3$
5=$NH_4Cl$
6=Ascorbic Acid
7=FAS
8=ZnAc/NaOH pH>9
9=NaOH pH>10
10=Other____

**Received Within Holding Times:** Y / N

Notes:

210525015

**FRONTIER TECHNICAL ASSOCIATES, INC.**
8675 Main Street, Williamsville, New York 14221 (716) 634-2293
*Environmental Monitoring and Consulting*

# GROUNDWATER MONITORING REPORT
# FOR
# MOOG SITE
# ELMA, NEW YORK
# THIRD QUARTER 2021

ET-979-21-03

August 19, 2021

Prepared for:

Mr. Christopher Russin
Moog, Inc.,
160 Jamison Road
East Aurora, NY 14052

Prepared by:
Frontier Technical Associates, Inc.
8675 Main Street
Williamsville, NY 14221

# TABLE OF CONTENTS

# GROUNDWATER MONITORING REPORT
# FOR
# MOOG SITE
# ELMA, NEW YORK
# THIRD QUARTER 2021

## INTRODUCTION

### Purpose

The purpose of this report is to document the groundwater conditions in eight wells at Moog, Inc. in support of a delisting of the site with NYSDEC. The wells are to be monitored quarterly and the results of the sampling and analysis are to be reported to Moog. Frontier Technical Associates, Inc. (FTA) has been contracted to provide monitoring and sampling. This report is to document the monitoring and analysis for the Third Quarter of 2021.

## MONITORING SYSTEM

The groundwater monitoring system consists of eight wells. The wells are located as shown on Figure 1 and are designated as follows:

| | | | |
|---|---|---|---|
| MW-1B | MW-2A | MW-2B | MW-3 |
| MW-4 | MW-5 | MW-6 | MW-7 |

The historical and current groundwater elevations are presented on Table 1.

## MONITORING METHODS

Groundwater samples were obtained from the eight wells. The samples were collected by Frontier Technical Associates, Inc. (FTA) under contract to Moog, Inc. The samples were analyzed by AES, Inc. under subcontract to Frontier Technical Associates.

### Sampling Procedures

The wells were sampled in accordance with the standard procedures specified by Moog, Inc. Prior to purging and sampling, the groundwater surface level was obtained. The wells were then purged to remove a minimum of three well volumes of standing water or until dry. All the wells were purged using dedicated polyethylene tubing connected to a peristaltic pump. The quantity of groundwater purged was measured.

The samples were collected with dedicated bailers. Samples for laboratory analysis were collected in pre-labeled glass vials as appropriate for the analysis. The samples were cooled to 4° C for shipment to the laboratory. The samples were transported to AES under proper chain-of-custody.

Field measurements for pH, specific conductance, temperature and turbidity were made immediately upon sample collection. Meters were calibrated prior to use. The results of the field measurements are presented on Table 2. The field data collection forms are presented in the Appendix to document the work at this site.

### Quality Assurance and Quality Control

Frontier Technical Associates, Inc. implemented the following quality assurance and quality control measures during this monitoring event to help ensure the quality and reliability of the data obtained:

- Laboratory surrogate recoveries were checked. Laboratory QA/QC is presented in the complete laboratory report in the Appendix.

## MONITORING RESULTS

### Water Quality Data

The groundwater monitoring results for this quarter are summarized on Table 3. Table 3 also includes any laboratory data qualifiers (if any). The evaluation of the water quality data includes an evaluation of the sample holding times, method blanks, and spike data. All these QA/QC measures are used to assess data usability. In addition, the data is reviewed by a senior environmental professional (Professional Engineer) for usability. The data is evaluated against the NYSDEC groundwater standard (Class GA) to aid in the interpretation of the significance of the results.

### Sample Holding Times

Sample holding times for each parameter are specified by each analytical method. All samples were analyzed within the allowable holding times.

## Data Usability

Based on a review of the sampling and analytical data and the quality control/quality assurance data, the data as presented in this report is usable for the purposes stated in the scope of work.

## GROUNDWATER

The groundwater pumping system has been turned off and the groundwater levels in the wells have risen and appear to have reached their equilibrium level. Figures 2 through 10 present the historical elevation plots for each of the wells. Groundwater elevations in many of the wells rise and fall together. The following observations are relevant to the evaluation of the groundwater levels.

- After the pumping was turned off, water levels in the Sump and Wells MW-2B, MW-3, MW-4, MW-6 and MW-7 increased. It appears that the operation of the sump impacts the water elevations at these locations.

- Groundwater elevations in wells MW-1B, MW-2A and MW-5 appear to be unaffected by the operation of the sump.

- Monitoring well MW-2A and MW-5 appear to be affected by seasonal variations. Late summer and early fall represent the lowest groundwater elevations.

## EVALUATION OF MONITORING RESULTS

Tables 2 and 3 summarize the groundwater monitoring results for this quarter. Based on the available results, the data appears to be consistent with prior sampling events. pH measurements ranged from 6.78 to 7.95. Turbidity was less than 50 NTUs in all wells. Specific conductance ranged from 261 to 4,440 uhmos/cm.

The concentration of volatile organic compounds for this quarter are presented on Table 3. Figure 11 is a plot of the CFC 113 in well MW-2B. Figures 12, 13, 14 and 15 are plots of several potential indicator compounds with time in Well MW-2B. Contamination in the other wells on site is not present. All trends are tentative at this time and should be further evaluated as additional information becomes available.

# FIGURE 1

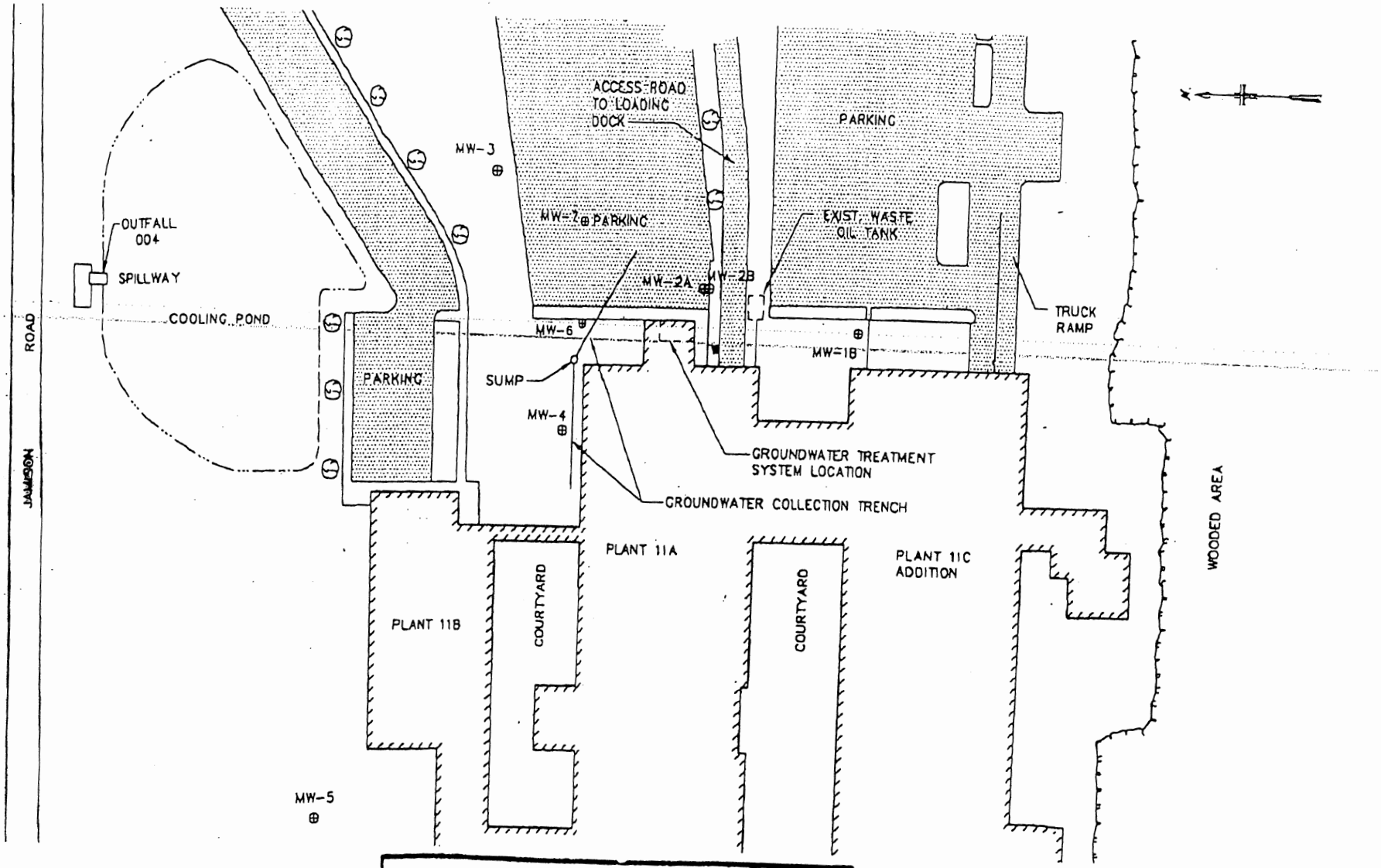


EAST AURORA PLANT 11
GROUNDWATER REMEDIATION SYSTEM
PERFORMANCE MONITORING
**MONITORING WELL LOCATIONS**

MOOG, INC.

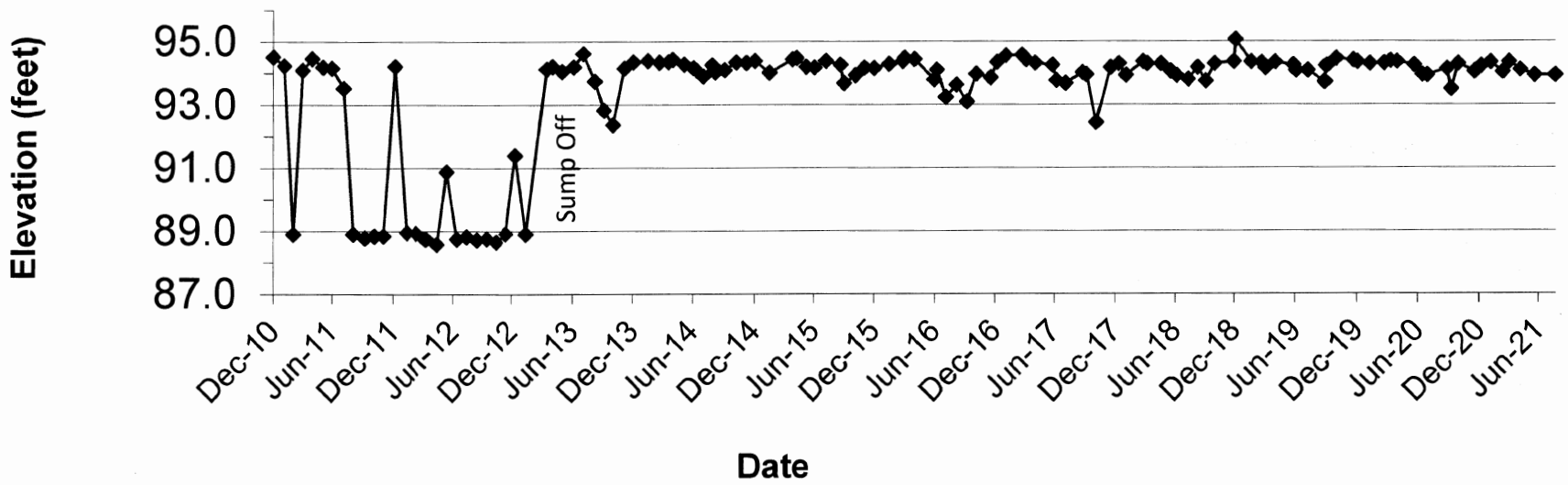
Figure 2. Groundwater Elevations in Sump
Elevation (feet)
95.0
93.0
91.0
89.0
87.0
Sump Off
Dec-10
Jun-11
Dec-11
Jun-12
Dec-12
Jun-13
Dec-13
Jun-14
Dec-14
Jun-15
Dec-15
Jun-16
Dec-16
Jun-17
Dec-17
Jun-18
Dec-18
Jun-19
Dec-19
Jun-20
Dec-20
Jun-21
Date

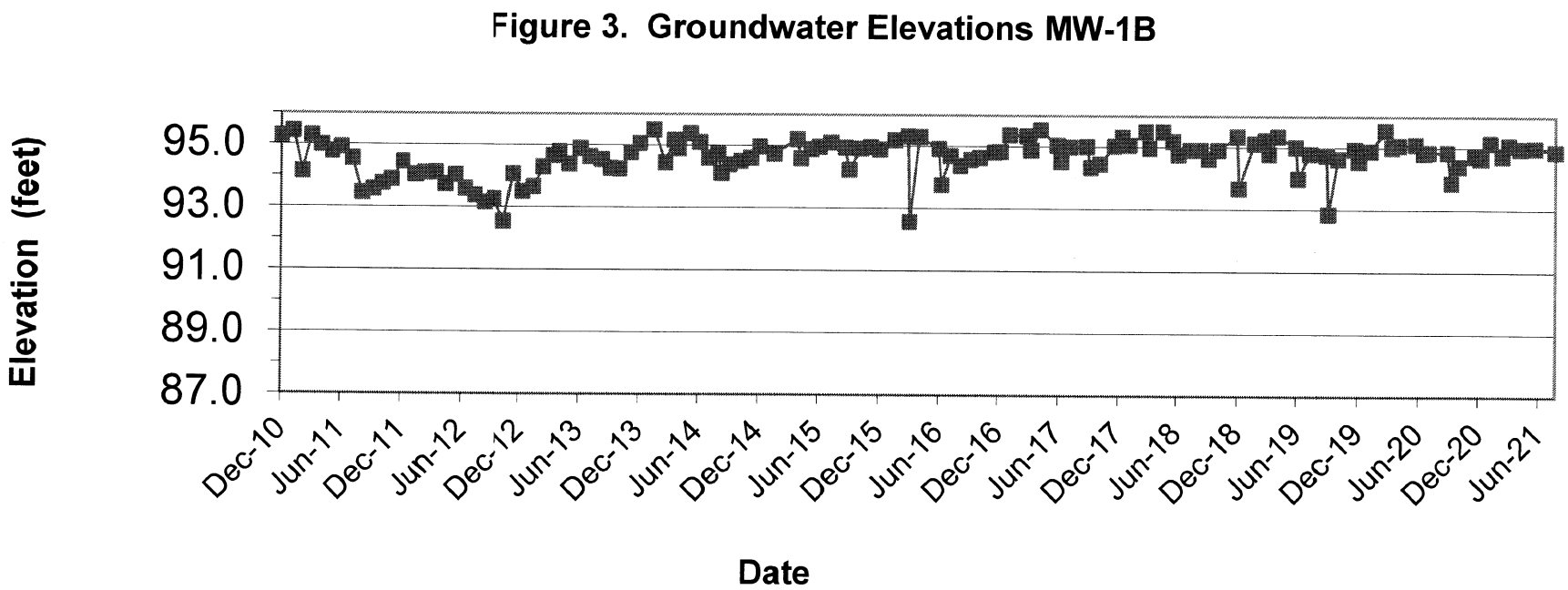
Figure 3. Groundwater Elevations MW-1B
Elevation (feet)
95.0
93.0
91.0
89.0
87.0
Dec-10
Jun-11
Dec-11
Jun-12
Dec-12
Jun-13
Dec-13
Jun-14
Dec-14
Jun-15
Dec-15
Jun-16
Dec-16
Jun-17
Dec-17
Jun-18
Dec-18
Jun-19
Dec-19
Jun-20
Dec-20
Jun-21
Date

**Figure 4. Groundwater Elevations MW-2A**

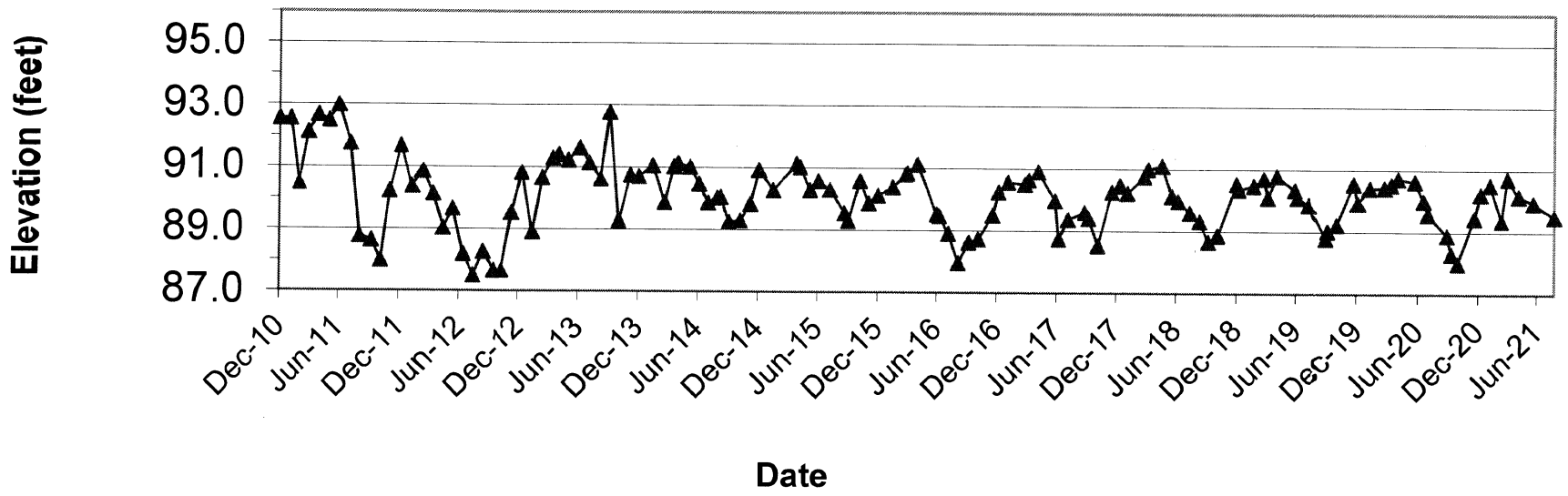

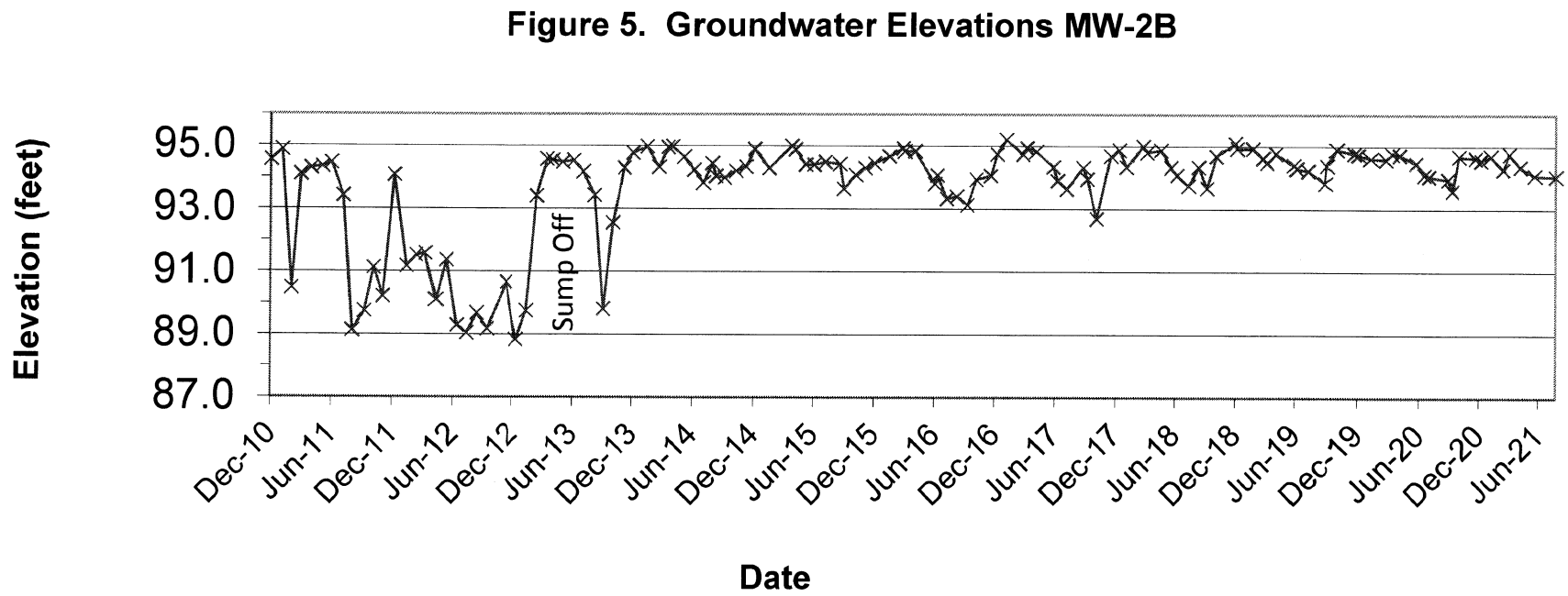
Figure 5. Groundwater Elevations MW-2B
Elevation (feet)
95.0
93.0
91.0
89.0
87.0
Sump Off
Dec-10
Jun-11
Dec-11
Jun-12
Dec-12
Jun-13
Dec-13
Jun-14
Dec-14
Jun-15
Dec-15
Jun-16
Dec-16
Jun-17
Dec-17
Jun-18
Dec-18
Jun-19
Dec-19
Jun-20
Dec-20
Jun-21
Date

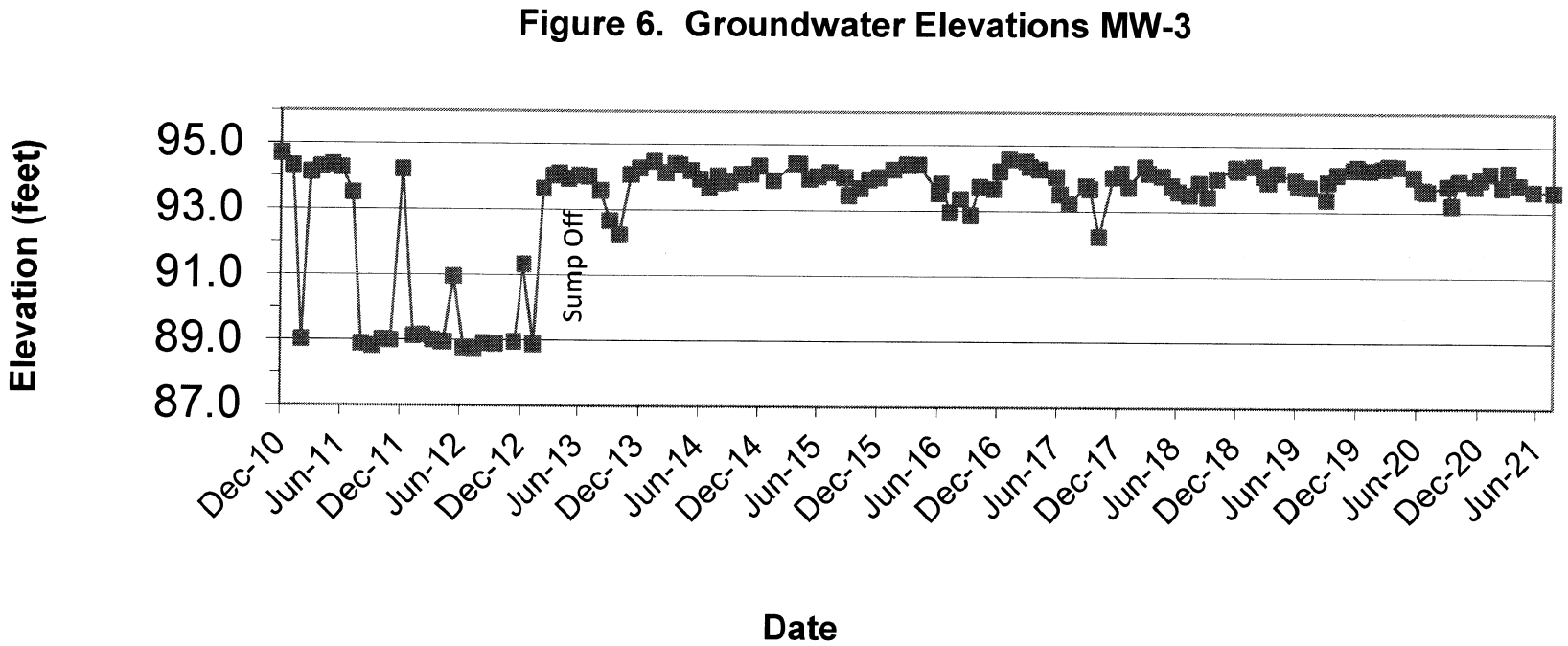
Figure 6. Groundwater Elevations MW-3
Elevation (feet)
95.0
93.0
91.0
89.0
87.0
Sump Off
Dec-10
Jun-11
Dec-11
Jun-12
Dec-12
Jun-13
Dec-13
Jun-14
Dec-14
Jun-15
Dec-15
Jun-16
Dec-16
Jun-17
Dec-17
Jun-18
Dec-18
Jun-19
Dec-19
Jun-20
Dec-20
Jun-21
Date

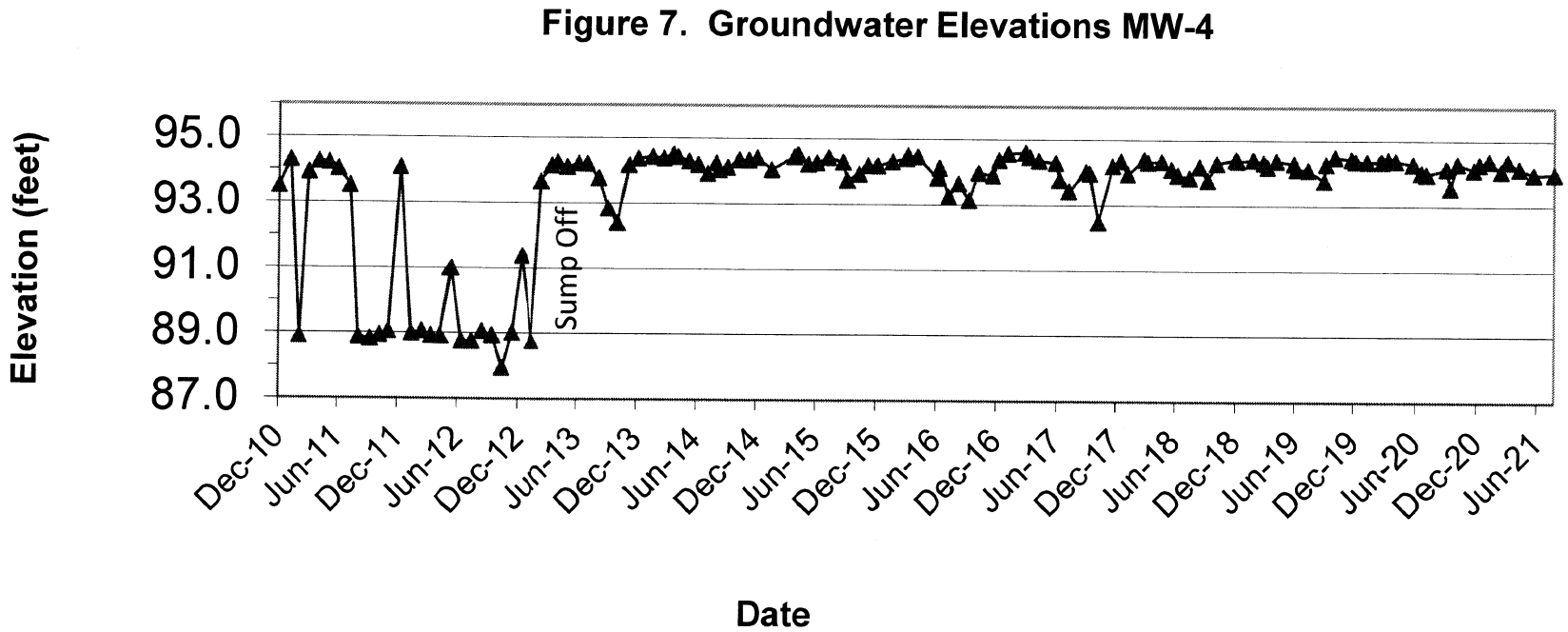
Figure 7. Groundwater Elevations MW-4
Elevation (feet)
95.0
93.0
91.0
89.0
87.0
Sump Off
Dec-10
Jun-11
Dec-11
Jun-12
Dec-12
Jun-13
Dec-13
Jun-14
Dec-14
Jun-15
Dec-15
Jun-16
Dec-16
Jun-17
Dec-17
Jun-18
Dec-18
Jun-19
Dec-19
Jun-20
Dec-20
Jun-21
Date

**Figure 8. Groundwater Elevations MW-5**

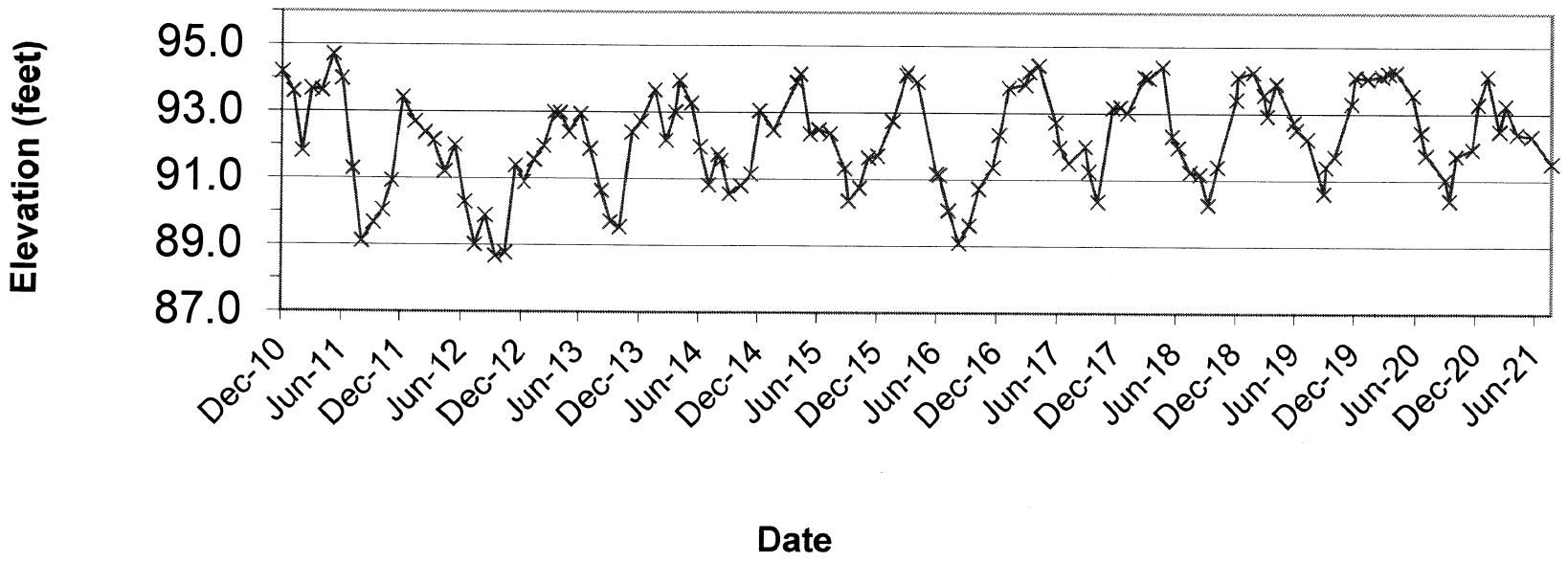

## Figure 9. Groundwater Elevations MW-6

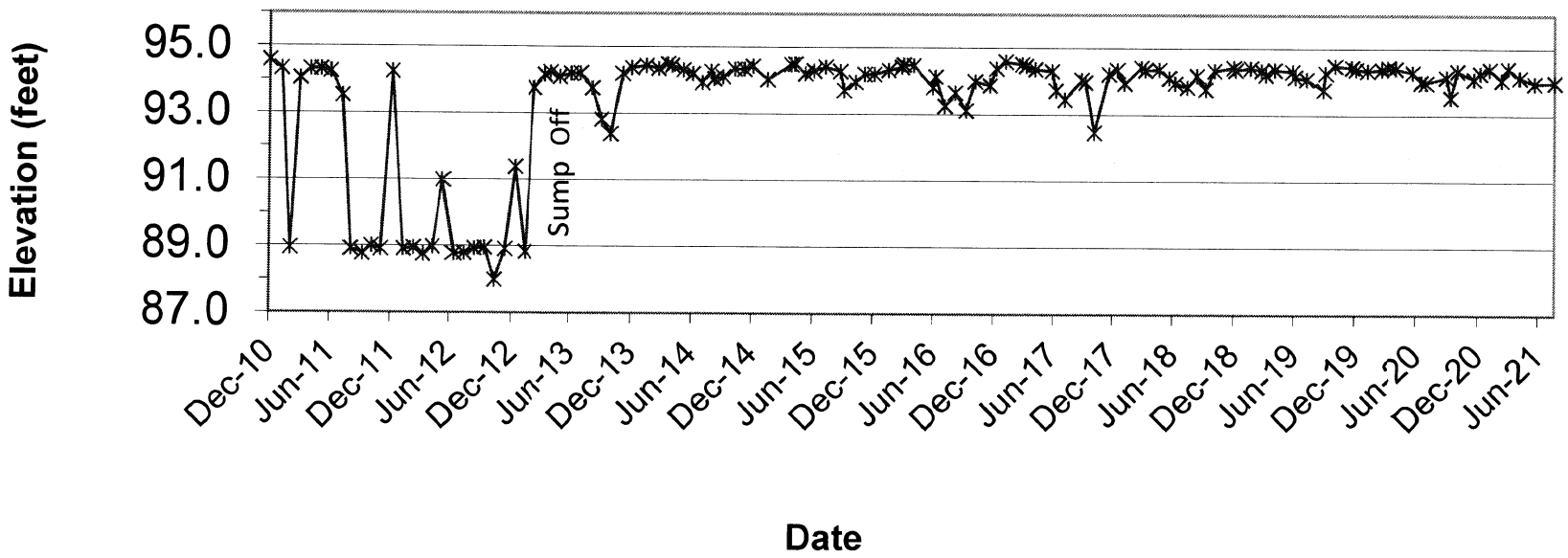

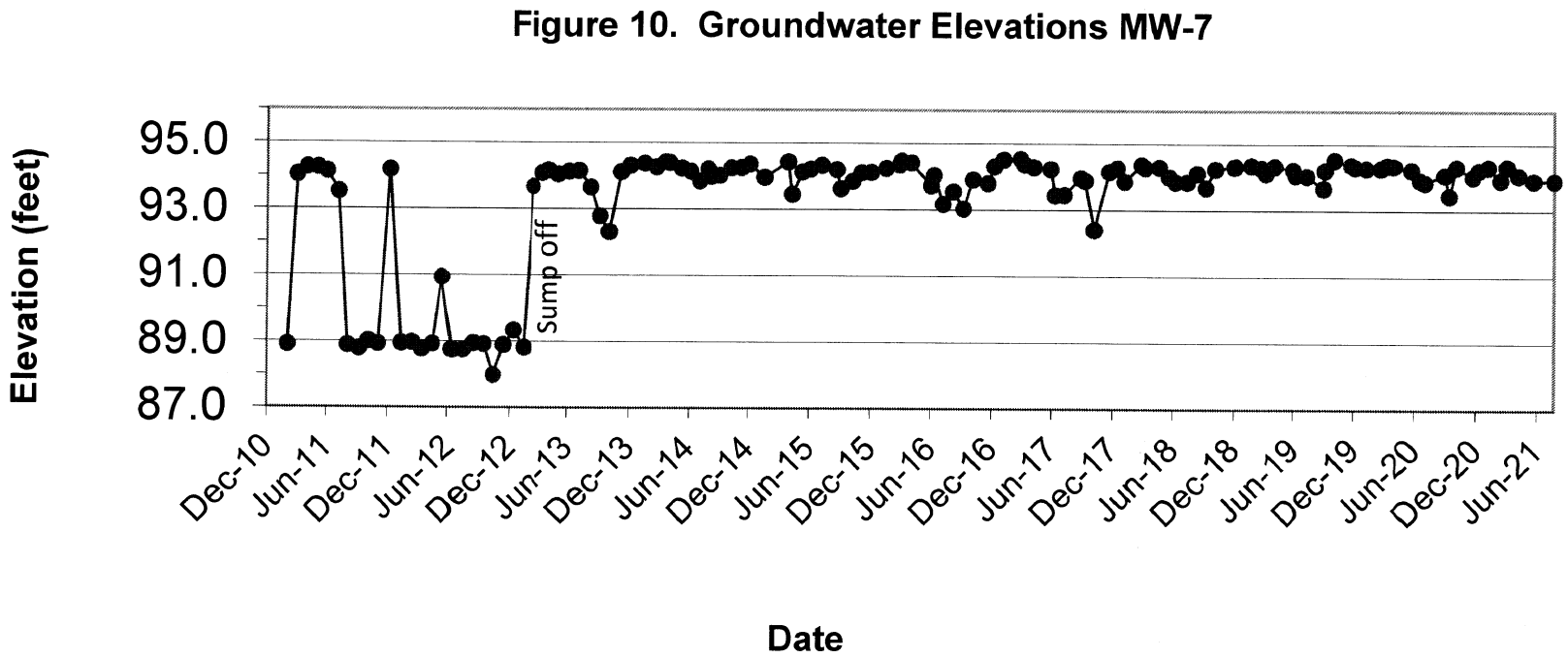
Figure 10. Groundwater Elevations MW-7
Elevation (feet)
95.0
93.0
91.0
89.0
87.0
Sump off
Dec-10
Jun-11
Dec-11
Jun-12
Dec-12
Jun-13
Dec-13
Jun-14
Dec-14
Jun-15
Dec-15
Jun-16
Dec-16
Jun-17
Dec-17
Jun-18
Dec-18
Jun-19
Dec-19
Jun-20
Dec-20
Jun-21
Date

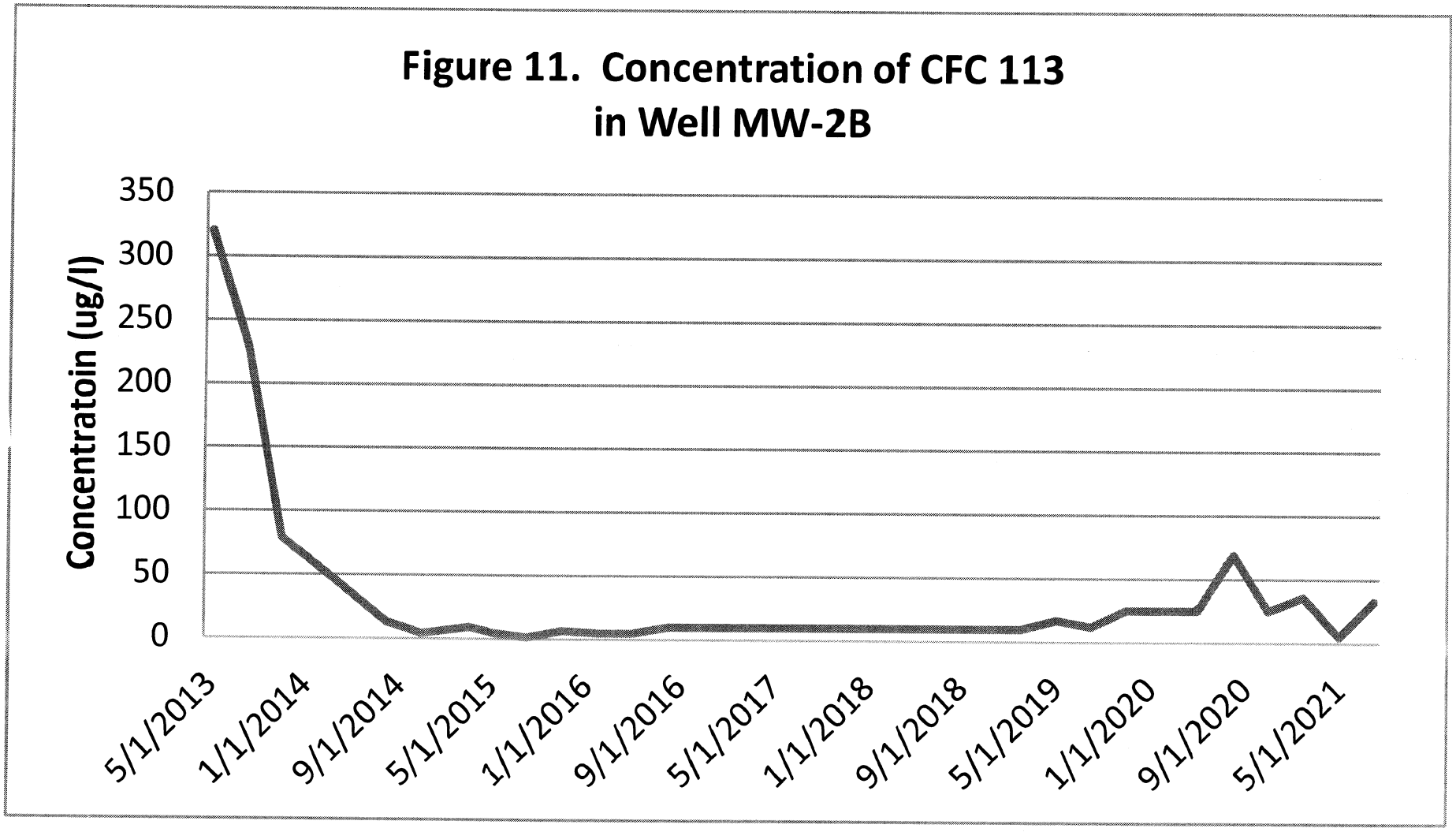
Figure 11. Concentration of CFC 113
in Well MW-2B
Concentratoin (ug/l)
350
300
250
200
150
100
50
0
5/1/2013
1/1/2014
9/1/2014
5/1/2015
1/1/2016
9/1/2016
5/1/2017
1/1/2018
9/1/2018
5/1/2019
1/1/2020
9/1/2020
5/1/2021

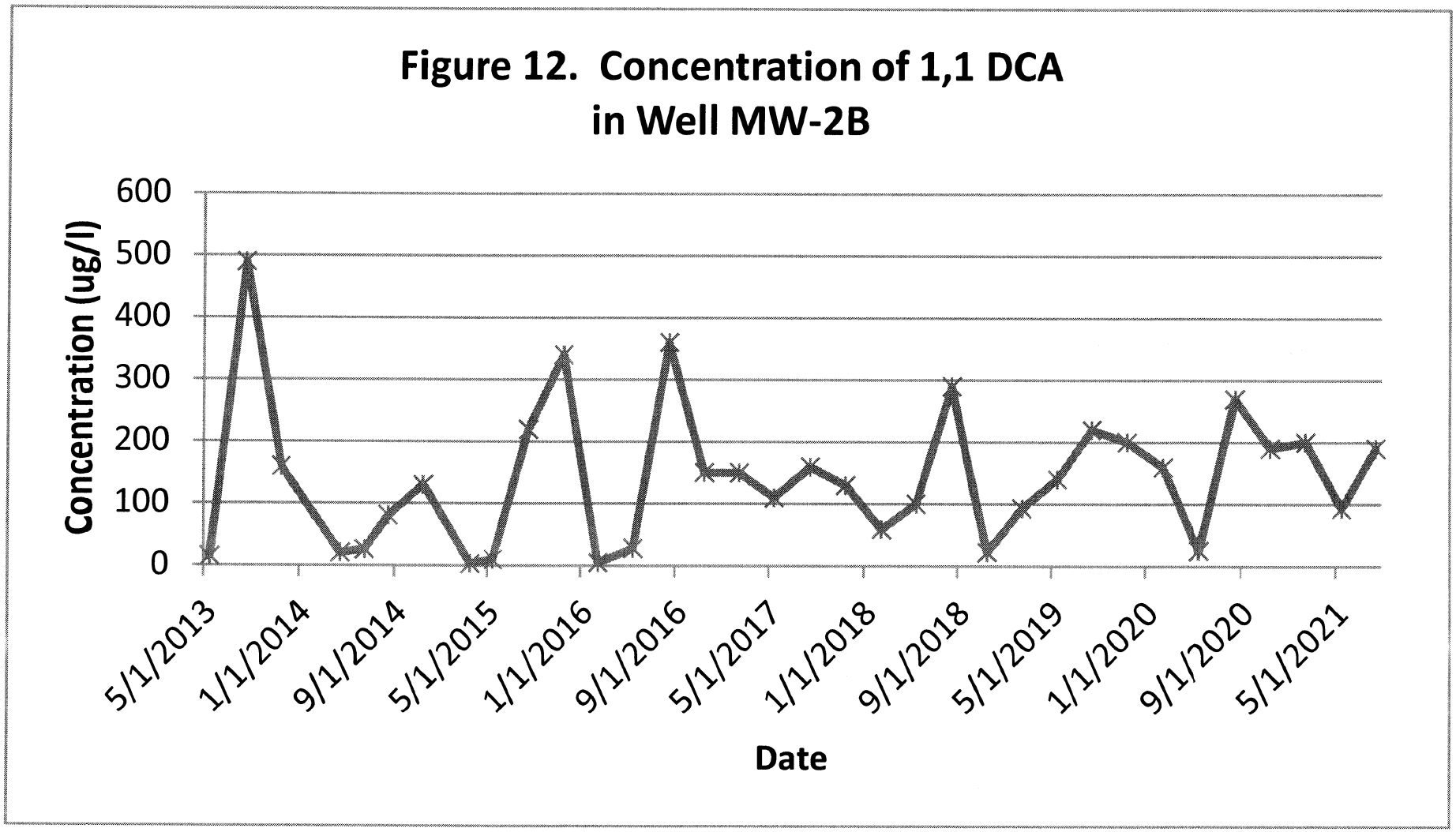
Figure 12. Concentration of 1,1 DCA
in Well MW-2B
Concentration (ug/l)
600
500
400
300
200
100
0
5/1/2013
1/1/2014
9/1/2014
5/1/2015
1/1/2016
9/1/2016
5/1/2017
1/1/2018
9/1/2018
5/1/2019
1/1/2020
9/1/2020
5/1/2021
Date

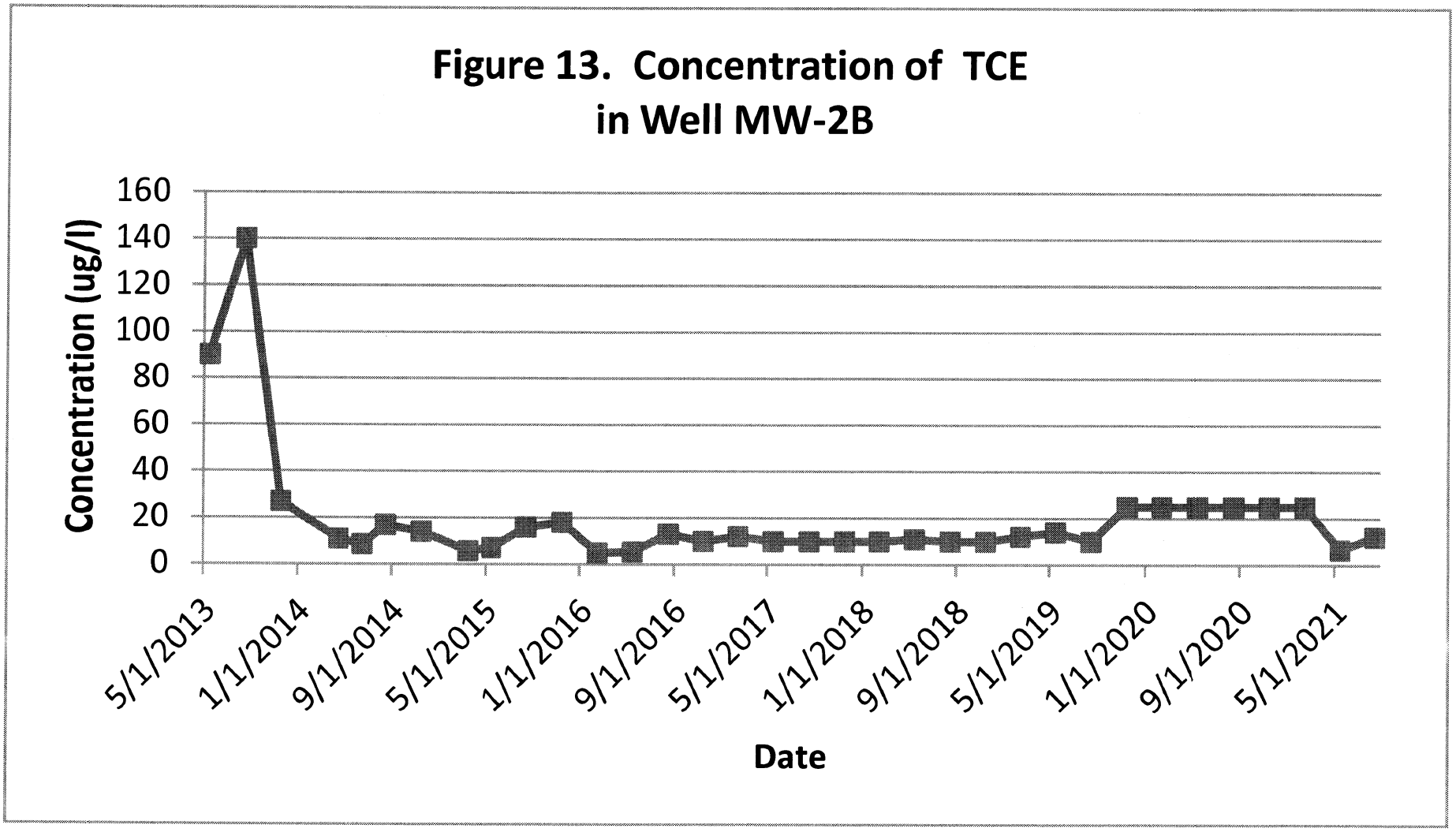
Figure 13. Concentration of TCE
in Well MW-2B
Concentration (ug/l)
160
140
120
100
80
60
40
20
0
5/1/2013
1/1/2014
9/1/2014
5/1/2015
1/1/2016
9/1/2016
5/1/2017
1/1/2018
9/1/2018
5/1/2019
1/1/2020
9/1/2020
5/1/2021
Date

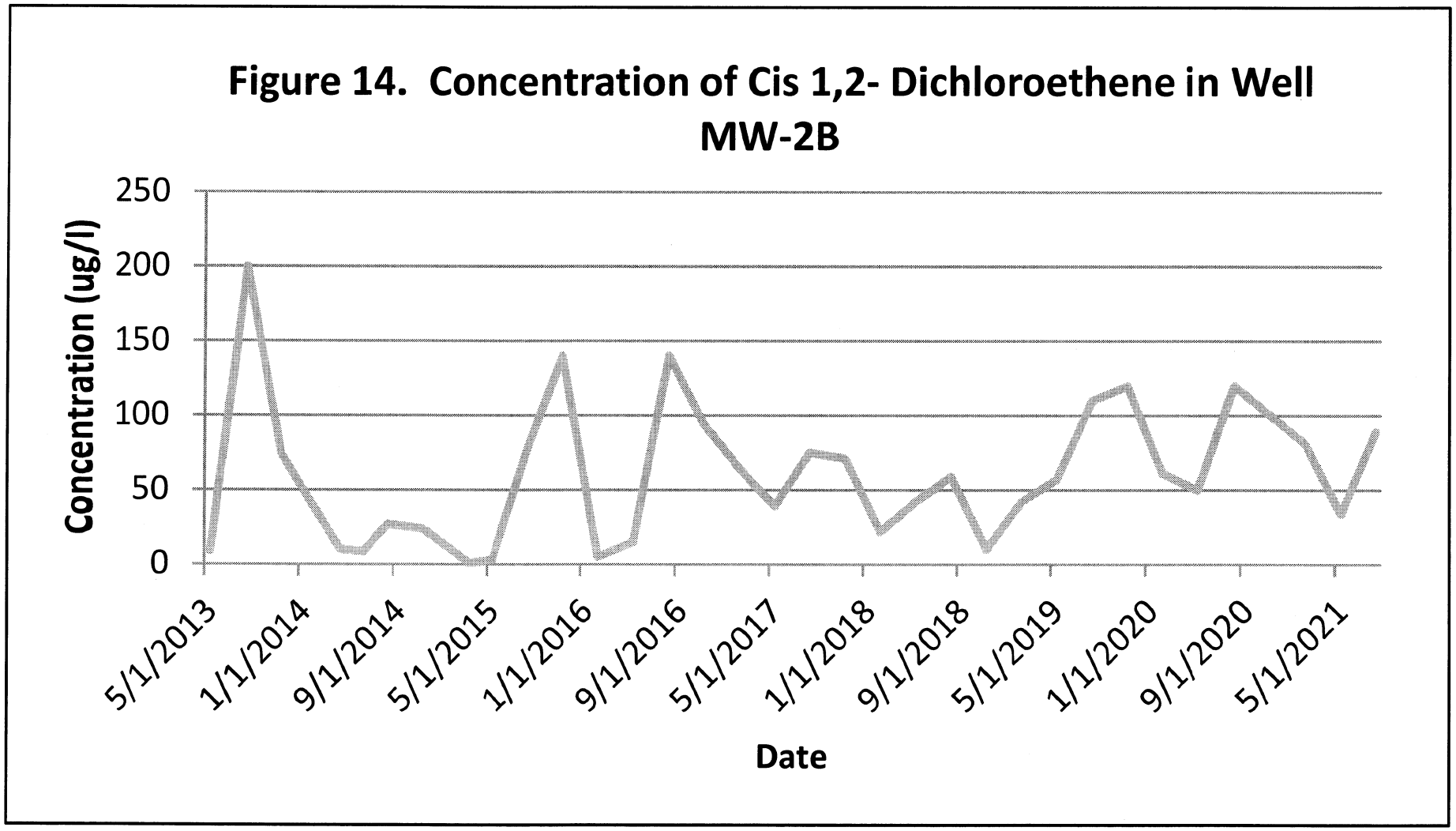
Figure 14. Concentration of Cis 1,2- Dichloroethene in Well MW-2B
Concentration (ug/l)
250
200
150
100
50
0
5/1/2013
1/1/2014
9/1/2014
5/1/2015
1/1/2016
9/1/2016
5/1/2017
1/1/2018
9/1/2018
5/1/2019
1/1/2020
9/1/2020
5/1/2021
Date

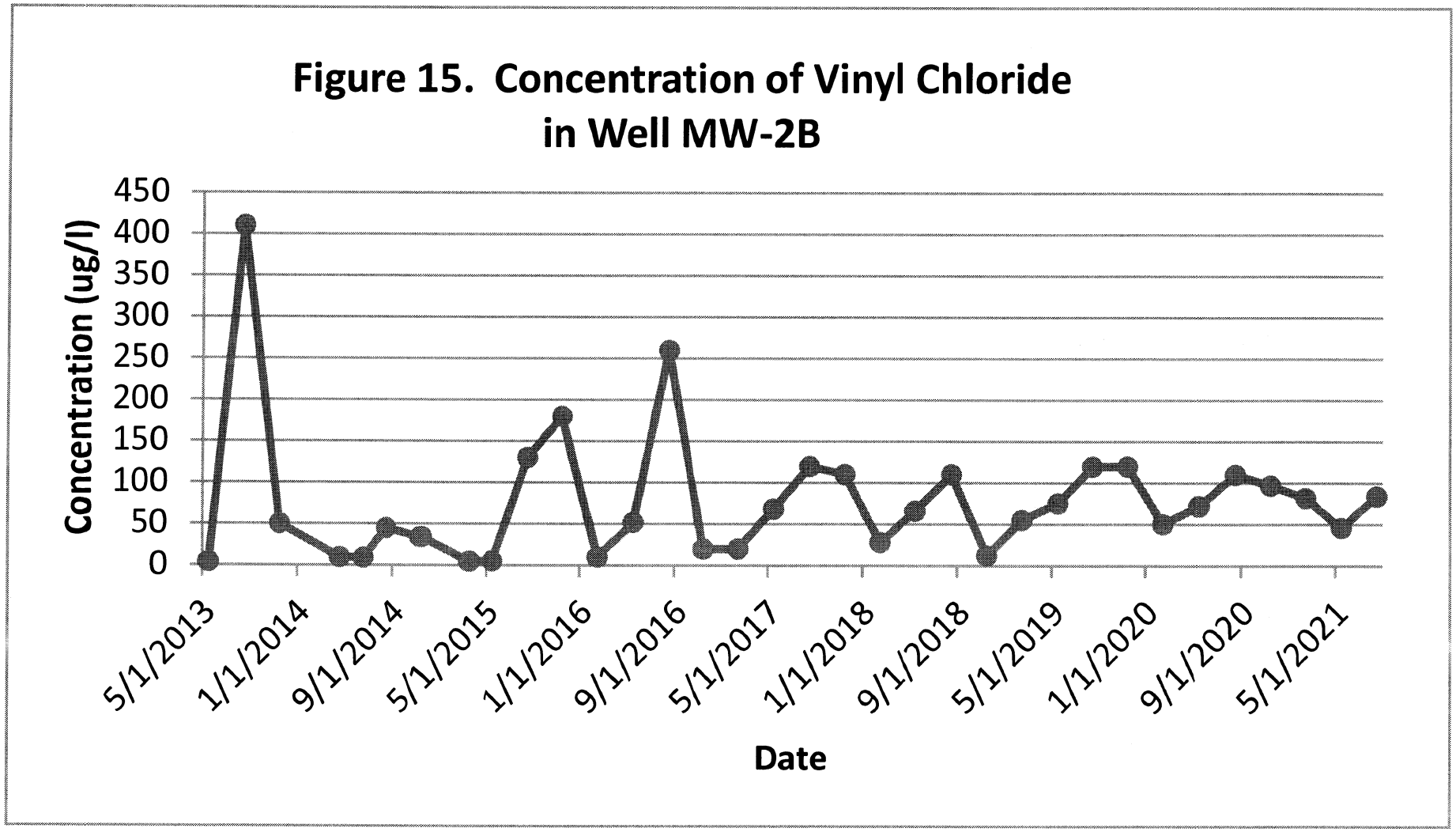
Figure 15. Concentration of Vinyl Chloride in Well MW-2B
Concentration (ug/l)
450
400
350
300
250
200
150
100
50
0
5/1/2013
1/1/2014
9/1/2014
5/1/2015
1/1/2016
9/1/2016
5/1/2017
1/1/2018
9/1/2018
5/1/2019
1/1/2020
9/1/2020
5/1/2021
Date

Table 1. Groundwater Elevations at Moog

| Date | Sump | MW-1B | MW-2A | MW-2B | MW-3 | MW-4 | MW-5 | MW-6 | MW-7 |
|---|---|---|---|---|---|---|---|---|---|
| Dec-14 | 94.39 | 94.96 | 90.92 | 94.90 | 94.35 | 94.41 | 93.05 | 94.42 | 94.36 |
| Jan-15 | 94.01 | 94.73 | 90.28 | 94.29 | 93.91 | 94.05 | 92.47 | 94.02 | 93.96 |
| Mar-15 | 94.44 | 95.20 | 91.13 | 94.99 | 94.43 | 94.45 | 93.90 | 94.48 | 94.43 |
| Apr-15 | 94.48 | 94.59 | 91.02 | 94.88 | 94.41 | 94.50 | 94.15 | 94.50 | 93.45 |
| May-15 | 94.20 | 94.88 | 90.29 | 94.40 | 93.96 | 94.22 | 92.36 | 94.21 | 94.13 |
| Jun-15 | 94.18 | 94.96 | 90.57 | 94.40 | 94.03 | 94.26 | 92.49 | 94.29 | 94.21 |
| Jul-15 | 94.38 | 95.10 | 90.30 | 94.49 | 94.16 | 94.42 | 92.37 | 94.41 | 94.33 |
| Aug-15 | 94.26 | 94.94 | 89.55 | 94.42 | 94.01 | 94.28 | 91.33 | 94.28 | 94.20 |
| Sep-15 | 93.68 | 94.23 | 89.29 | 93.63 | 93.46 | 93.73 | 90.35 | 93.71 | 93.63 |
| Oct-15 | 93.93 | 94.92 | 90.58 | 94.07 | 93.68 | 93.92 | 90.75 | 93.96 | 93.86 |
| Nov-15 | 94.17 | 94.96 | 89.87 | 94.29 | 93.95 | 94.19 | 91.65 | 94.19 | 94.12 |
| Dec-15 | 94.15 | 94.88 | 90.12 | 94.44 | 94.01 | 94.18 | 91.70 | 94.20 | 94.13 |
| Jan-16 | 94.28 | 95.19 | 90.39 | 94.67 | 94.25 | 94.31 | 92.75 | 94.31 | 94.25 |
| Feb-16 | 94.37 | 95.32 | 90.81 | 94.93 | 94.41 | 94.40 | 94.12 | 94.41 | 94.35 |
| Mar-16 | 94.48 | 92.57 | 90.83 | 94.82 | 94.38 | 94.50 | 94.20 | 94.49 | 94.47 |
| Apr-16 | 94.44 | 95.30 | 91.11 | 94.83 | 94.40 | 94.46 | 93.93 | 94.47 | 94.42 |
| May-16 | 93.79 | 94.92 | 89.52 | 93.80 | 93.54 | 93.81 | 91.17 | 93.81 | 93.73 |
| Jun-16 | 94.10 | 93.76 | 89.47 | 94.06 | 93.83 | 94.12 | 91.14 | 94.12 | 94.04 |
| Aug-16 | 93.63 | 94.37 | 87.95 | 93.40 | 93.36 | 93.65 | 89.10 | 93.65 | 93.55 |
| Sep-16 | 93.10 | 94.57 | 88.62 | 93.13 | 92.87 | 93.14 | 89.63 | 93.12 | 93.03 |
| Oct-16 | 93.97 | 94.63 | 88.72 | 93.93 | 93.73 | 93.97 | 90.73 | 93.99 | 93.91 |
| Nov-16 | 93.85 | 94.81 | 89.49 | 94.05 | 93.67 | 93.89 | 91.36 | 93.87 | 93.80 |
| Dec-16 | 94.34 | 94.83 | 90.25 | 94.73 | 94.21 | 94.37 | 92.34 | 94.38 | 94.31 |
| Jan-17 | 94.55 | 95.37 | 90.56 | 95.20 | 94.58 | 94.57 | 93.75 | 94.58 | 94.52 |
| Feb-17 | 94.56 | 95.34 | 90.49 | 94.73 | 94.52 | 94.60 | 93.85 | 94.51 | 94.54 |
| Mar-17 | 94.42 | 94.88 | 90.64 | 94.94 | 94.35 | 94.46 | 94.23 | 94.45 | 94.38 |
| Mar-17 | 94.42 | 94.88 | 90.64 | 94.94 | 94.35 | 94.46 | 94.23 | 94.45 | 94.38 |
| Apr-17 | 94.32 | 95.54 | 90.90 | 94.83 | 94.27 | 94.35 | 94.42 | 94.36 | 94.29 |
| May-17 | 94.25 | 95.05 | 89.97 | 94.33 | 94.05 | 94.28 | 92.72 | 94.30 | 94.23 |
| Jun-17 | 93.76 | 94.53 | 88.73 | 93.89 | 93.52 | 93.76 | 91.98 | 93.72 | 93.44 |
| Jul-17 | 93.68 | 94.99 | 89.37 | 93.63 | 93.23 | 93.42 | 91.50 | 93.45 | 93.45 |
| Aug-17 | 94.01 | 95.00 | 89.60 | 94.31 | 93.78 | 94.01 | 92.00 | 94.04 | 93.96 |
| Sep-17 | 93.95 | 94.34 | 89.41 | 93.95 | 93.68 | 93.97 | 91.26 | 93.97 | 93.89 |
| Oct-17 | 92.43 | 94.45 | 88.53 | 92.68 | 92.22 | 92.48 | 90.35 | 92.46 | 92.40 |
| Nov-17 | 94.18 | 95.03 | 90.26 | 94.68 | 94.03 | 94.20 | 93.16 | 94.22 | 94.16 |
| Dec-17 | 94.29 | 95.32 | 90.46 | 94.87 | 94.16 | 94.35 | 93.19 | 94.35 | 94.27 |
| Jan-18 | 93.93 | 95.06 | 90.22 | 94.33 | 93.73 | 93.95 | 93.01 | 93.94 | 93.87 |
| Feb-18 | 94.36 | 95.49 | 90.76 | 94.99 | 94.36 | 94.39 | 94.10 | 94.41 | 94.36 |
| Mar-18 | 94.30 | 94.96 | 91.00 | 94.80 | 94.16 | 94.32 | 94.05 | 94.34 | 94.28 |
| Apr-18 | 94.30 | 95.49 | 91.10 | 94.87 | 94.08 | 94.34 | 94.39 | 94.36 | 94.30 |
| May-18 | 94.06 | 95.19 | 90.13 | 94.32 | 93.79 | 94.10 | 92.32 | 94.11 | 94.01 |
| Jun-18 | 93.92 | 94.76 | 89.96 | 94.07 | 93.60 | 93.93 | 91.98 | 93.95 | 93.86 |
| Jul-18 | 93.80 | 94.91 | 89.59 | 93.74 | 93.50 | 93.84 | 91.24 | 93.83 | 93.85 |
| Aug-18 | 94.18 | 94.91 | 89.32 | 94.33 | 93.86 | 94.19 | 91.17 | 94.17 | 94.12 |
| Sep-18 | 93.74 | 94.62 | 88.66 | 93.67 | 93.44 | 93.76 | 90.26 | 93.76 | 93.68 |
| Oct-18 | 94.30 | 94.91 | 88.87 | 94.68 | 94.00 | 94.28 | 91.39 | 94.32 | 94.24 |
| Nov-18 | 94.36 | 95.34 | 90.53 | 95.09 | 94.34 | 94.40 | 93.41 | 94.42 | 94.31 |

| Date | Sump | MW-1B | MW-2A | MW-2B | MW-3 | MW-4 | MW-5 | MW-6 | MW-7 |
|---|---|---|---|---|---|---|---|---|---|
| Dec-18 | 95.06 | 93.68 | 90.35 | 94.93 | 94.24 | 94.36 | 94.08 | 94.35 | 94.32 |
| Jan-19 | 94.35 | 95.12 | 90.47 | 94.93 | 94.38 | 94.39 | 94.23 | 94.41 | 94.35 |
| Feb-19 | 94.33 | 95.23 | 90.70 | 94.63 | 94.09 | 94.32 | 93.55 | 94.33 | 94.28 |
| Mar-19 | 94.15 | 94.79 | 90.09 | 94.47 | 93.89 | 94.19 | 92.93 | 94.21 | 94.12 |
| Apr-19 | 94.34 | 95.35 | 90.79 | 94.77 | 94.18 | 94.37 | 93.89 | 94.36 | 94.33 |
| May-19 | 94.25 | 95.00 | 90.34 | 94.40 | 93.96 | 94.28 | 92.74 | 94.30 | 94.22 |
| Jun-19 | 94.08 | 94.00 | 90.09 | 94.29 | 93.78 | 94.12 | 92.51 | 94.14 | 94.06 |
| Jul-19 | 94.08 | 94.80 | 89.87 | 94.22 | 93.75 | 94.09 | 92.24 | 94.08 | 94.04 |
| Aug-19 | 93.72 | 94.74 | 88.78 | 93.83 | 93.38 | 93.76 | 90.61 | 93.75 | 93.67 |
| Sep-19 | 94.23 | 92.85 | 89.02 | 94.39 | 93.90 | 94.27 | 91.41 | 94.26 | 94.21 |
| Oct-19 | 94.46 | 94.63 | 89.22 | 94.90 | 94.13 | 94.49 | 91.71 | 94.48 | 94.53 |
| Nov-19 | 94.40 | 94.94 | 90.54 | 94.77 | 94.28 | 94.42 | 93.30 | 94.43 | 94.38 |
| Dec-19 | 94.35 | 94.55 | 89.92 | 94.73 | 94.36 | 94.36 | 94.10 | 94.38 | 94.31 |
| Jan-20 | 94.30 | 94.89 | 90.41 | 94.61 | 94.26 | 94.35 | 94.05 | 94.34 | 94.28 |
| Feb-20 | 94.31 | 95.55 | 90.42 | 94.58 | 94.32 | 94.35 | 94.13 | 94.37 | 94.28 |
| Mar-20 | 94.38 | 95.01 | 90.52 | 94.76 | 94.39 | 94.41 | 94.20 | 94.43 | 94.36 |
| Apr-20 | 94.36 | 95.07 | 90.71 | 94.72 | 94.38 | 94.38 | 94.24 | 94.40 | 94.34 |
| May-20 | 94.25 | 95.10 | 90.62 | 94.46 | 94.07 | 94.27 | 93.55 | 94.28 | 94.23 |
| Jun-20 | 93.95 | 94.82 | 89.99 | 94.09 | 93.67 | 94.01 | 92.44 | 93.99 | 93.92 |
| Jun-20 | 93.94 | 94.85 | 89.57 | 94.04 | 93.62 | 93.97 | 91.76 | 93.97 | 93.85 |
| Aug-20 | 94.13 | 94.85 | 88.89 | 93.95 | 93.79 | 94.13 | 91.02 | 94.14 | 94.08 |
| Sep-20 | 93.50 | 93.87 | 88.29 | 93.59 | 93.20 | 93.55 | 90.40 | 93.53 | 93.46 |
| Oct-20 | 94.29 | 94.41 | 87.99 | 94.68 | 93.94 | 94.30 | 91.74 | 94.32 | 94.32 |
| Nov-20 | 94.05 | 94.73 | 89.44 | 94.62 | 93.79 | 94.11 | 91.94 | 94.09 | 94.03 |
| Dec-20 | 94.22 | 94.66 | 90.22 | 94.55 | 93.99 | 94.27 | 93.29 | 94.26 | 94.22 |
| Jan-21 | 94.34 | 95.16 | 90.52 | 94.69 | 94.18 | 94.38 | 94.12 | 94.38 | 94.32 |
| Feb-21 | 94.04 | 94.73 | 89.37 | 94.27 | 93.75 | 94.07 | 92.48 | 94.05 | 93.93 |
| Mar-21 | 94.35 | 95.07 | 90.72 | 94.75 | 94.21 | 94.36 | 93.25 | 94.40 | 94.33 |
| Apr-21 | 94.10 | 94.97 | 90.16 | 94.35 | 93.83 | 94.14 | 92.39 | 94.13 | 94.07 |
| May-21 | 93.93 | 94.99 | 89.94 | 94.08 | 93.63 | 93.97 | 92.33 | 93.96 | 93.91 |
| Jul-21 | 93.93 | 94.87 | 89.50 | 94.04 | 93.61 | 93.98 | 91.51 | 93.98 | 93.91 |

**TABLE 2**
**MOOG SITE**
**SUMMARY OF FIELD MEASUREMENTS**
**(August 6, 2021)**

| Location | Sample Time | pH (SU) | Turbidity (NTU) | Specific Conductance (uhmos/cm) | Temperature (F) | Sample Appearance |
|---|---|---|---|---|---|---|
| Method | | SM4500 HB (23rd Ed) | EPA 180.1 (Rev 2.0) | EPA 120.1 (Rev 1982) | SM2550B (23rd Ed) | |
| MW-1B | 1:22 pm | 7.06 | 14.4 | 1,017 | 64 | Clear |
| MW-2A | 1:07 pm | 6.78 | 5.26 | 1,689 | 61 | Clear |
| MW-2B | 1:13 pm | 6.94 | 2.29 | 4,440 | 67 | Clear |
| MW-3 | 12:54 pm | 7.35 | 1.75 | 2,490 | 70 | Clear |
| MW-4 | 11:38 am | 7.72 | 3.80 | 1,152 | 69 | Clear |
| MW-5 | 10:34 am | 6.78 | 7.20 | 1,421 | 64 | Clear |
| MW-6 | 11:56 am | 7.95 | 13.7 | 261 | 71 | Clear |
| MW-7 | 1:00 pm | 7.59 | 13.6 | 283 | 72 | Clear |

All measurements made in the field by FTA (ELAP No. 10475) immediately upon sample collection.
All meters were calibrated in accordance with FTA laboratory procedures and protocols.

# TABLE 3
## SUMMARY OF ANALYTICAL TESTING RESULTS AT MOOG, INC.
Third Quarter 2021 (Concentrations in ug/l)

| COMPOUND | MW-1B | | MW-2A | | MW-2B | | MW-3 | | MW-4 | | MW-5 | | MW-6 | | MW-7 | |
|---|---|---|---|---|---|---|---|---|---|---|---|---|---|---|---|---|
| 1,1,1-TRICHLOROETHANE (TCA) | 5.0 | U | 5.0 | U | 5.2 | | 5.0 | U | 5.0 | U | 5.0 | U | 5.0 | U | 5.0 | U |
| 1,1,2,2-TETRACHLOROETHANE | 5.0 | U | 5.0 | U | 5.0 | U | 5.0 | U | 5.0 | U | 5.0 | U | 5.0 | U | 5.0 | U |
| 1,1,2-TRICHLOROETHANE | 5.0 | U | 5.0 | U | 5.0 | U | 5.0 | U | 5.0 | U | 5.0 | U | 5.0 | U | 5.0 | U |
| 1,1,2-TRICHLOROTRIFLUOROETHANE (CFC 113) | 5.0 | U | 5.0 | U | 33 | | 5.0 | U | 5.0 | U | 5.0 | U | 5.0 | U | 5.0 | U |
| 1,1-DICHLOROETHANE (1,1-DCA) | 5.0 | U | 5.0 | U | 190 | | 5.0 | U | 5.0 | U | 5.0 | U | 5.0 | U | 5.0 | U |
| 1,1-DICHLOROETHENE (1,1-DCE) | 5.0 | U | 5.0 | U | 10 | | 5.0 | U | 5.0 | U | 5.0 | U | 5.0 | U | 5.0 | U |
| 1,2,4-TRICHLOROBENZENE | 5.0 | U | 5.0 | U | 5.0 | U | 5.0 | U | 5.0 | U | 5.0 | U | 5.0 | U | 5.0 | U |
| 1,2-DIBROMO-3-CHLOROPROPANE (DBCP) | 10 | U | 10 | U | 5.0 | U | 10 | U | 10 | U | 10 | U | 10 | U | 10 | U |
| 1,2-DIBROMOETHANE | 5.0 | U | 5.0 | U | 5.0 | U | 5.0 | U | 5.0 | U | 5.0 | U | 5.0 | U | 5.0 | U |
| 1,2-DICHLOROBENZENE | 5.0 | U | 5.0 | U | 5.0 | U | 5.0 | U | 5.0 | U | 5.0 | U | 5.0 | U | 5.0 | U |
| 1,2-DICHLOROETHANE | 5.0 | U | 5.0 | U | 5.0 | U | 5.0 | U | 5.0 | U | 5.0 | U | 5.0 | U | 5.0 | U |
| 1,2-DICHLOROPROPANE | 5.0 | U | 5.0 | U | 5.0 | U | 5.0 | U | 5.0 | U | 5.0 | U | 5.0 | U | 5.0 | U |
| 1,3-DICHLOROBENZENE | 5.0 | U | 5.0 | U | 5.0 | U | 5.0 | U | 5.0 | U | 5.0 | U | 5.0 | U | 5.0 | U |
| 1,4-DICHLOROBENZENE | 5.0 | U | 5.0 | U | 5.0 | U | 5.0 | U | 5.0 | U | 5.0 | U | 5.0 | U | 5.0 | U |
| 2-BUTANONE (MEK) | 10 | U | 10 | U | 10 | U | 10 | U | 10 | U | 10 | U | 10 | U | 10 | U |
| 2-HEXANONE | 10 | U | 10 | U | 10 | U | 10 | U | 10 | U | 10 | U | 10 | U | 10 | U |
| 4-METHYL-2-PENTANONE | 10 | U | 10 | U | 10 | U | 10 | U | 10 | U | 10 | U | 10 | U | 10 | U |
| ACETONE | 5.0 | U | 5.0 | U | 5.0 | U | 5.0 | U | 5.0 | U | 5.0 | U | 5.0 | U | 5.0 | U |
| BENZENE | 5.0 | U | 5.0 | U | 5.0 | U | 5.0 | U | 5.0 | U | 5.0 | U | 5.0 | U | 5.0 | U |
| BROMODICHLOROMETHANE | 5.0 | U | 5.0 | U | 5.0 | U | 5.0 | U | 5.0 | U | 5.0 | U | 5.0 | U | 5.0 | U |
| BROMOFORM | 5.0 | U | 5.0 | U | 5.0 | U | 5.0 | U | 5.0 | U | 5.0 | U | 5.0 | U | 5.0 | U |
| BROMOMETHANE | 10 | U | 10 | U | 5.0 | U | 10 | U | 10 | U | 10 | U | 10 | U | 10 | U |
| CARBON DISULFIDE | 5.0 | U | 5.0 | U | 5.0 | U | 5.0 | U | 5.0 | U | 5.0 | U | 5.0 | U | 5.0 | U |
| CARBON TETRACHLORIDE | 5.0 | U | 5.0 | U | 5.0 | U | 5.0 | U | 5.0 | U | 5.0 | U | 5.0 | U | 5.0 | U |
| CHLOROBENZENE | 5.0 | U | 5.0 | U | 5.0 | U | 5.0 | U | 5.0 | U | 5.0 | U | 5.0 | U | 5.0 | U |
| CHLOROETHANE | 10 | U | 10 | U | 10 | U | 10 | U | 10 | U | 10 | U | 10 | U | 10 | U |
| CHLOROFORM | 5.0 | U | 5.0 | U | 5.0 | U | 5.0 | U | 5.0 | U | 5.0 | U | 5.0 | U | 5.0 | U |
| CHLOROMETHANE | 10 | U | 10 | U | 10 | U | 10 | U | 10 | U | 10 | U | 10 | U | 10 | U |

U = Not Detected, J = Estimated

# TABLE 3 (Continued)
# SUMMARY OF ANALYTICAL TESTING RESULTS AT MOOG, INC.

**Third Quarter 2021 (Concentration in ug/l)**

| COMPOUND | MW-1B | | MW-2A | | MW-2B | | MW-3 | | MW-4 | | MW-5 | | MW-6 | | MW-7 | |
|---|---|---|---|---|---|---|---|---|---|---|---|---|---|---|---|---|
| CYCLOHEXANE | 5.0 | U | 5.0 | U | 5.0 | U | 5.0 | U | 5.0 | U | 5.0 | U | 5.0 | U | 5.0 | U |
| DIBROMOCHLOROMETHANE | 5.0 | U | 5.0 | U | 5.0 | U | 5.0 | U | 5.0 | U | 5.0 | U | 5.0 | U | 5.0 | U |
| DICHLORODIFLUOROMETHANE (CFC 12) | 10 | U | 10 | U | 10 | U | 10 | U | 10 | U | 10 | U | 10 | U | 10 | U |
| DICHLOROMETHANE | 5.0 | U | 5.0 | U | 5.0 | U | 5.0 | U | 5.0 | U | 5.0 | U | 5.0 | U | 5.0 | U |
| ETHYLBENZENE | 5.0 | U | 5.0 | U | 5.0 | U | 5.0 | U | 5.0 | U | 5.0 | U | 5.0 | U | 5.0 | U |
| ISOPROPYLBENZENE (CUMENE) | 5.0 | U | 5.0 | U | 5.0 | U | 5.0 | U | 5.0 | U | 5.0 | U | 5.0 | U | 5.0 | U |
| METHYL ACETATE | 5.0 | U | 5.0 | U | 5.0 | U | 5.0 | U | 5.0 | U | 5.0 | U | 5.0 | U | 5.0 | U |
| METHYL TERT-BUTYL ETHER | 5.0 | U | 5.0 | U | 5.0 | U | 5.0 | U | 5.0 | U | 5.0 | U | 5.0 | U | 5.0 | U |
| METHYLCYCLOHEXANE | 5.0 | U | 5.0 | U | 5.0 | U | 5.0 | U | 5.0 | U | 5.0 | U | 5.0 | U | 5.0 | U |
| STYRENE | 5.0 | U | 5.0 | U | 5.0 | U | 5.0 | U | 5.0 | U | 5.0 | U | 5.0 | U | 5.0 | U |
| TETRACHLOROETHENE (PCE) | 5.0 | U | 5.0 | U | 5.0 | U | 5.0 | U | 5.0 | U | 5.0 | U | 5.0 | U | 5.0 | U |
| TOLUENE | 5.0 | U | 5.0 | U | 5.0 | U | 5.0 | U | 5.0 | U | 5.0 | U | 5.0 | U | 5.0 | U |
| TRICHLOROETHENE (TCE) | 5.0 | U | 5.0 | U | 12 | | 5.0 | U | 5.0 | U | 5.0 | U | 5.0 | U | 5.0 | U |
| TRICHLOROFLUOROMETHANE (CFC 11) | 5.0 | U | 5.0 | U | 5.0 | U | 5.0 | U | 5.0 | U | 5.0 | U | 5.0 | U | 5.0 | U |
| VINYL CHLORIDE | 10 | U | 10 | U | 84 | | 10 | U | 10 | U | 10 | U | 10 | U | 10 | U |
| CIS-1,2-DICHLOROETHENE | 5.0 | U | 5.0 | U | 89 | | 5.0 | U | 5.0 | U | 5.0 | U | 5.0 | U | 5.0 | U |
| CIS-1,3-DICHLOROPROPENE | 5.0 | U | 5.0 | U | 5.0 | U | 5.0 | U | 5.0 | U | 5.0 | U | 5.0 | U | 5.0 | U |
| M,P-XYLENES | 5.0 | U | 5.0 | U | 5.0 | U | 5.0 | U | 5.0 | U | 5.0 | U | 5.0 | U | 5.0 | U |
| O-XYLENE | 5.0 | U | 5.0 | U | 5.0 | U | 5.0 | U | 5.0 | U | 5.0 | U | 5.0 | U | 5.0 | U |
| TRANS-1,2-DICHLOROETHENE | 5.0 | U | 5.0 | U | 25 | | 5.0 | U | 5.0 | U | 5.0 | U | 5.0 | U | 5.0 | U |
| TRANS-1,3-DICHLOROPROPENE | 5.0 | U | 5.0 | U | 5.0 | U | 5.0 | U | 5.0 | U | 5.0 | U | 5.0 | U | 5.0 | U |

U = Not Detected, J= Estimated, B=Found in Method Blank

# APPENDIX

Field Forms
Laboratory Report

FRONTIER TECHNICAL ASSOCIATES, INC.
WELL MONITORING FIELD FORM

Site Location: MOOG, Inc. Job No.: ET- 979

Sample Point I.D.: MW-1B Consultant: **Frontier Technical Associates, Inc.**

**PURGE INFORMATION** Purge Method: Peristaltic Pump

Depth to Bottom of Well: 16.81 ft. 2" Well = 0.17 gals/ft

Depth to Water Surface: 4.60 ft.

Depth of Water Column: 12.21 ft.

Volume of Standing Water in Well: 2.1 gallons

Start of Purge: Date: 8/6/21 Time: 9:13

End of Purge: Date: 8/6/21 Time: 9:36

Total Volume Purge: 4 gallons Well Purged Dry?: Yes No

# of Volumes Purged 2 Purging Personnel: RON BLINSTON

Recharge Rate: Rapid, Slow, Extremely Slow

**SAMPLING INFORMATION** Sample Method: Bailer

Sample Date: 8/6/21 Sample Time: 1:22 Depth to Water Surface 15.75 ft.

Sample Appearance: CLEAR

Samples Preserved: Yes No

Sampling Personnel: RON BLINSTON

**FIELD MEASUREMENTS**

Meters Calibrated Yes No

| PARAMETER | METER NUMBER | UNITS | MEASUREMENT | NOTES |
|---|---|---|---|---|
| pH<br>SM 4400 HB 20TH Ed | Oakton 300 | STD. UNITS | 7.06 | |
| Turbidity<br>EPA 180.1 Rev. 2.0 (1993) | Hach 2100P | NTU | 14.4 | |
| Spec. Conductance<br>EPA 120.1 (Rev.1982) | Oakton Con | µMHOS/CM | 1017 | |
| Temperature<br>SM 2550 B 20TH Ed | UEi 550 | F | 64 | |

Weather:

Notes:

FRONTIER TECHNICAL ASSOCIATES, INC.
WELL MONITORING FIELD FORM

Site Location: MOOG, Inc. Job No.: ET- 979

Sample Point I.D.: MW-2A Consultant: **Frontier Technical Associates, Inc.**

**PURGE INFORMATION** Purge Method: Peristaltic Pump

Depth to Bottom of Well: 25.50 ft. 2" Well = 0.17 gals/ft

Depth to Water Surface: 9.20 ft.

Depth of Water Column: 16.30 ft.

Volume of Standing Water in Well: 2.8 gallons

Start of Purge: Date: 8/6/21 Time: 9:22 am

End of Purge: Date: 8/6/21 Time: 10:07

Total Volume Purge: 4.3 gallons Well Purged Dry?: Yes No

# of Volumes Purged 1 1/2 Purging Personnel: [illegible]

Recharge Rate: Rapid, Slow, Extremely Slow

**SAMPLING INFORMATION** Sample Method: Bailer

Sample Date: 8/6/21 Sample Time: 1:07 Depth to Water Surface 22.83 ft.

Sample Appearance: CLEAR

Samples Preserved: Yes No

Sampling Personnel: Ron Blinston

**FIELD MEASUREMENTS**

Meters Calibrated: Yes No

| PARAMETER | METER NUMBER | UNITS | MEASUREMENT | NOTES |
|---|---|---|---|---|
| pH<br>SM 4400 HB 20TH Ed | Oakton 300 | STD. UNITS | 6.78 | |
| Turbidity<br>EPA 180.1 Rev. 2.0 (1993) | Hach 2100P | NTU | 5.26 | |
| Spec. Conductance<br>EPA 120.1 (Rev.1982) | Oakton Con | µMHOS/CM | 1689 | |
| Temperature<br>SM 2550 B 20TH Ed | UEi 550 | F | 61 | |

Weather:

Notes: SUMP - 6.15

FRONTIER TECHNICAL ASSOCIATES, INC.
WELL MONITORING FIELD FORM

Site Location: MOOG, Inc. Job No.: ET- 979

Sample Point I.D.: MW-2B Consultant: **Frontier Technical Associates, Inc.**

**PURGE INFORMATION** Purge Method: Peristaltic Pump

Depth to Bottom of Well: 10.53 ft. 2" Well = 0.17 gals/ft

Depth to Water Surface: 4.86 ft.

Depth of Water Column: 5.67 ft.

Volume of Standing Water in Well: 1 gallons

Start of Purge: Date: 8/6/21 Time: 9:41am

End of Purge: Date: 8/6/21 Time: 9:49

Total Volume Purge: 2 1/3 gallons Well Purged Dry?: Yes No

# of Volumes Purged 2 1/3 Purging Personnel: RON BLINSTON

Recharge Rate: Rapid, Slow, Extremely Slow

**SAMPLING INFORMATION** Sample Method: Bailer

Sample Date: 8/6/21 Sample Time: 1:13 Depth to Water Surface 6.60 ft.

Sample Appearance: CLEAR

Samples Preserved: Yes No

Sampling Personnel: RON BLINSTON

**FIELD MEASUREMENTS**

Meters Calibrated: Yes No

| PARAMETER | METER NUMBER | UNITS | MEASUREMENT | NOTES |
|---|---|---|---|---|
| pH<br>SM 4400 HB 20TH Ed | Oakton 300 | STD. UNITS | 6.94 | |
| Turbidity<br>EPA 180.1 Rev. 2.0 (1993) | Hach 2100P | NTU | 2.29 | |
| Spec. Conductance<br>EPA 120.1 (Rev.1982) | Oakton Con | µMHOS/CM | 440 | |
| Temperature<br>SM 2550 B 20TH Ed | UEi 550 | F | 67 | |

Weather:

Notes:

FRONTIER TECHNICAL ASSOCIATES, INC.
WELL MONITORING FIELD FORM

Site Location: MOOG, Inc. Job No.: ET- 979

Sample Point I.D.: MW-3 Consultant: **Frontier Technical Associates, Inc.**

**PURGE INFORMATION** Purge Method: Peristaltic Pump

Depth to Bottom of Well: 11.74 ft. 2" Well = 0.17 gals/ft

Depth to Water Surface: 6.05 ft.

Depth of Water Column: 5.69 ft.

Volume of Standing Water in Well: 0.97 gallons

Start of Purge: Date: 8/6/21 Time: 10:54

End of Purge: Date: 8/6/21 Time: 11:01

Total Volume Purge: 3 gallons Well Purged Dry?: Yes No

# of Volumes Purged 3 Purging Personnel: RON BLINSTON

Recharge Rate: Rapid, Slow, Extremely Slow

**SAMPLING INFORMATION** Sample Method: Bailer

Sample Date: 8/6/21 Sample Time: 12:54 Depth to Water Surface 6.13 ft.

Sample Appearance: CLEAR

Samples Preserved: Yes No

Sampling Personnel: RON BLINSTON

**FIELD MEASUREMENTS**

Meters Calibrated Yes No

| PARAMETER | METER NUMBER | UNITS | MEASUREMENT | NOTES |
|---|---|---|---|---|
| pH<br>SM 4400 HB 20TH Ed | Oakton 300 | STD. UNITS | 7.35 | |
| Turbidity<br>EPA 180.1 Rev. 2.0 (1993) | Hach 2100P | NTU | 1.75 | |
| Spec. Conductance<br>EPA 120.1 (Rev.1982) | Oakton Con | µMHOS/CM | 2490 | |
| Temperature<br>SM 2550 B 20TH Ed | UEi 550 | F | 70 | |

Weather:

Notes:

FRONTIER TECHNICAL ASSOCIATES, INC.
WELL MONITORING FIELD FORM

Site Location: MOOG, Inc. Job No.: ET- 979

Sample Point I.D.: MW-4 Consultant: **Frontier Technical Associates, Inc.**

**PURGE INFORMATION** Purge Method: Peristaltic Pump

Depth to Bottom of Well: 11.61 ft. 2" Well = 0.17 gals/ft

Depth to Water Surface: 5.49 ft.

Depth of Water Column: 6.12 ft.

Volume of Standing Water in Well: 1.1 gallons

Start of Purge: Date: 8/6/21 Time: 11:30

End of Purge: Date: 8/6/21 Time: 11:37

Total Volume Purge: 3.3 gallons Well Purged Dry?: Yes No

# of Volumes Purged 3 Purging Personnel: RON BLINSTON

Recharge Rate: Rapid, Slow, Extremely Slow

**SAMPLING INFORMATION** Sample Method: Bailer

Sample Date: 8/6/21 Sample Time: 11:38 Depth to Water Surface 5.51 ft.

Sample Appearance: CLEAR

Samples Preserved: Yes No

Sampling Personnel: RON BLINSTON

**FIELD MEASUREMENTS**

Meters Calibrated: Yes No

| PARAMETER | METER NUMBER | UNITS | MEASUREMENT | NOTES |
|---|---|---|---|---|
| pH SM 4400 HB 20TH Ed | Oakton 300 | STD. UNITS | pH SM 4400 HB 20TH Ed | 7.72 |
| Turbidity EPA 180.1 Rev. 2.0 (1993) | Hach 2100P | NTU | Turbidity EPA 180.1 Rev. 2.0 (1993) | 3.80 |
| Spec. Conductance EPA 120.1 (Rev.1982) | Oakton Con | µMHOS/CM | Spec. Conductance EPA 120.1 (Rev.1982) | 1152 |
| Temperature SM 2550 B 20TH Ed | UEi 550 | F | Temperature SM 2550 B 20TH Ed | 69 |

Weather:

Notes:

FRONTIER TECHNICAL ASSOCIATES, INC.
WELL MONITORING FIELD FORM

Site Location: MOOG, Inc. Job No.: ET- 979

Sample Point I.D.: MW-5 Consultant: **Frontier Technical Associates, Inc.**

**PURGE INFORMATION** Purge Method: Peristaltic Pump

Depth to Bottom of Well: 10.53 ft. 2" Well = 0.17 gals/ft

Depth to Water Surface: 5.44 ft.

Depth of Water Column: 5.09 ft.

Volume of Standing Water in Well: 0.87 gallons

Start of Purge: Date: 8/6/21 Time: 10:24

End of Purge: Date: 8/6/21 Time: 10:33

Total Volume Purge: 2.7 gallons Well Purged Dry?: Yes No

# of Volumes Purged 3 Purging Personnel: RON BLINSTON

Recharge Rate: Rapid, Slow, Extremely Slow

**SAMPLING INFORMATION** Sample Method: Bailer

Sample Date: 8/6/21 Sample Time: 10:34 Depth to Water Surface 6.15 ft.

Sample Appearance: CLEAR

Samples Preserved: Yes No

Sampling Personnel: RON BLINSTON

**FIELD MEASUREMENTS**

Meters Calibrated Yes No

| PARAMETER | METER NUMBER | UNITS | MEASUREMENT | NOTES |
|---|---|---|---|---|
| pH<br>SM 4400 HB 20TH Ed | Oakton 300 | STD. UNITS | 6.78 | |
| Turbidity<br>EPA 180.1 Rev. 2.0 (1993) | Hach 2100P | NTU | 7.20 | |
| Spec. Conductance<br>EPA 120.1 (Rev.1982) | Oakton Con | µMHOS/CM | 1421 | |
| Temperature<br>SM 2550 B 20TH Ed | UEi 550 | F | 64 | |

Weather:

Notes:

FRONTIER TECHNICAL ASSOCIATES, INC.
WELL MONITORING FIELD FORM

Site Location: MOOG, Inc. Job No.: ET- 979

Sample Point I.D.: MW-6 Consultant: **Frontier Technical Associates, Inc.**

**PURGE INFORMATION** Purge Method: Peristaltic Pump

Depth to Bottom of Well: 14.26 ft. 2" Well = 0.17 gals/ft

Depth to Water Surface: ~~6.05~~ ft. 5.45

Depth of Water Column: ~~8.21~~ ft. 8.81

Volume of Standing Water in Well: ~~1.4~~ gallons 1.5

Start of Purge: Date: 8/6/21 Time: ~~10:54~~ 11:45

End of Purge: Date: 8/6/21 Time: 11:55

Total Volume Purge: ~~4.2~~ ~~gallons~~ Well Purged Dry?: Yes No

# of Volumes Purged 3 Purging Personnel: RON BLINSTON

Recharge Rate: Rapid, Slow, Extremely Slow

**SAMPLING INFORMATION** Sample Method: Bailer

Sample Date: 8/6/21 Sample Time: 11:56 Depth to Water Surface 5.46 ft.

Sample Appearance: CLEAR

Samples Preserved: Yes No

Sampling Personnel: RON BLINSTON

**FIELD MEASUREMENTS**

Meters Calibrated Yes No

| PARAMETER | METER NUMBER | UNITS | MEASUREMENT | NOTES |
|---|---|---|---|---|
| pH<br>SM 4400 HB 20TH Ed | Oakton 300 | STD. UNITS | 7.95 | |
| Turbidity<br>EPA 180.1 Rev. 2.0 (1993) | Hach 2100P | NTU | 13.7 | |
| Spec. Conductance<br>EPA 120.1 (Rev.1982) | Oakton Con | µMHOS/CM | 261 | |
| Temperature<br>SM 2550 B 20TH Ed | UEi 550 | F | 71 | |

Weather:

Notes:

FRONTIER TECHNICAL ASSOCIATES, INC.
WELL MONITORING FIELD FORM

Site Location: MOOG, Inc. Job No.: ET- 979

Sample Point I.D.: MW-7 Consultant: **Frontier Technical Associates, Inc.**

**PURGE INFORMATION** Purge Method: Peristaltic Pump

Depth to Bottom of Well: 12.04 ft. 2" Well = 0.17 gals/ft

Depth to Water Surface: 3.52 ft.

Depth of Water Column: 8.52 ft.

Volume of Standing Water in Well: 1.5 gallons

Start of Purge: Date: 8/6/21 Time: 11:04

End of Purge: Date: 8/6/21 Time: 11:17

Total Volume Purge: 4.5 gallons Well Purged Dry?: Yes No

# of Volumes Purged 3 Purging Personnel: RON BLINSTON

Recharge Rate: Rapid Slow, Extremely Slow

**SAMPLING INFORMATION** Sample Method: Bailer

Sample Date: 8/6/21 Sample Time: 1:00 Depth to Water Surface 3.53 ft.

Sample Appearance: CLEAR

Samples Preserved: Yes No

Sampling Personnel: RON BLINSTON

**FIELD MEASUREMENTS**

Meters Calibrated Yes No

| PARAMETER | METER NUMBER | UNITS | MEASUREMENT | NOTES |
|---|---|---|---|---|
| pH<br>SM 4400 HB 20TH Ed | Oakton 300 | STD. UNITS | 7.59 | |
| Turbidity<br>EPA 180.1 Rev. 2.0 (1993) | Hach 2100P | NTU | 13.6 | |
| Spec. Conductance<br>EPA 120.1 (Rev.1982) | Oakton Con | µMHOS/CM | 283 | |
| Temperature<br>SM 2550 B 20TH Ed | UEi 550 | F | 72 | |

Weather:

Notes:

FRONTIER TECHNICAL ASSOCIATES INC.

8675 Main Street, Williamsville, NY 14221

# Moog Groundwater Calibration Record

Date: 8/6/21 Time: 8:20 am

| | | | | Standard Expires |
|---|---|---|---|---|
| pH Calibration: Temp: 20.8 oc | Buffers: | 7.0 | 7.00 | 11/20/2022 |
| Instrument ID: #2 | | 10.0 | 10.06 | 10/6/2022 |
| | | Check 4.0 | 4.04 | 10/29/2022 |

Turbidity: Cal. Check Std: 20 NTU Reading: 19.1 02/2023

Instrument ID: E must be +/- 10% of true value

Method Blank: 0.37

Post- Sampling Cal. Check Std: 20 NTU Reading: ~~1413~~ 18.9 02/2023

Instrument ID: ~~Con 6 + B~~ ~~18~~ E must be +/- 10% of true value

Specific Conductivity Cal. Check Std: 1413 umhos/cm

Instrument ID: Con 6 + B Reading: 1413 10/22/2021

Field Analyst: [signature]

**Experience is the solution**
314 North Pearl Street ♦ Albany, New York 12207
(800) 848-4983 ♦ (518) 434-4546 ♦ Fax (518) 434-0891

August 17, 2021

Dave Harty
Frontier Technical Associates
8675 Main Street
Williamsville, NY 14221
TEL: (716) 634-2293

Work Order No: 210810035

RE: Plant M-GW
GW ET-979

Dear Dave Harty:

Adirondack Environmental Services, Inc received 8 samples on 8/10/2021 for the analyses presented in the following report.

Please see case narrative for specifics on analysis.

If you have any questions regarding these tests results, please feel free to call.

Sincerely,

ELAP#: 10709

Tara Daniels
Laboratory Director

**Frontier Technical Associates**

Plant M-GW

GW ET-979

**Date:** *17-Aug-21*

**Lab WorkOrder:** **210810035**

Sample containers were supplied by Adirondack Environmental Services.

**Definitions - RL: Reporting Limit DF: Dilution factor**

| **Qualifiers:** | | |
|---|---|---|
| | ND : Not Detected at reporting limit | C: CCV below acceptable Limits |
| | J: Analyte detected below quantitation limit | C+: CCV above acceptable Limits |
| | B: Analyte detected in Blank | S: LCS Spike recovery is below acceptable limits |
| | X : Exceeds maximum contamination limit | S+: LCS Spike recovery is above acceptable limits |
| | H: Hold time exceeded | Z: Duplication outside acceptable limits |
| | N: Matrix Spike below acceptable limits | T : Tentatively Identified Compound-Estimated |
| | N+: Matrix Spike is above acceptable limits | E :Above quantitation range-Estimated |

**Note : All Results are reported as wet weight unless noted**

**The results relate only to the items tested. Information supplied by the client is assumed to be correct.**

# Adirondack Environmental Services, Inc

**Date:** *17-Aug-21*

**CLIENT:** Frontier Technical Associates
**Work Order:** **210810035**
**Reference:** Plant M-GW / GW ET-979
**PO#:**

**Client Sample ID:** MW-1B0806
**Collection Date:** 8/6/2021
**Lab Sample ID:** 210810035-001
**Matrix:** GROUNDWATER

| Analyses | Result | RL | Qual | Units | DF | Date Analyzed |
|---|---|---|---|---|---|---|
| **VOLATILE ORGANICS EPA 8260C (SW5030C PREP)** | | | | | | Analyst: **SMD** |
| Chloromethane | **ND** | 10 | | µg/L | 1 | 8/12/2021 3:04:00 PM |
| Bromomethane | **ND** | 10 | S | µg/L | 1 | 8/12/2021 3:04:00 PM |
| Vinyl chloride | **ND** | 10 | | µg/L | 1 | 8/12/2021 3:04:00 PM |
| Chloroethane | **ND** | 10 | | µg/L | 1 | 8/12/2021 3:04:00 PM |
| Methylene chloride | **ND** | 5.0 | | µg/L | 1 | 8/12/2021 3:04:00 PM |
| Acetone | **ND** | 10 | | µg/L | 1 | 8/12/2021 3:04:00 PM |
| Carbon disulfide | **ND** | 5.0 | | µg/L | 1 | 8/12/2021 3:04:00 PM |
| 1,1-Dichloroethene | **ND** | 5.0 | | µg/L | 1 | 8/12/2021 3:04:00 PM |
| 1,1-Dichloroethane | **ND** | 5.0 | | µg/L | 1 | 8/12/2021 3:04:00 PM |
| trans-1,2-Dichloroethene | **ND** | 5.0 | | µg/L | 1 | 8/12/2021 3:04:00 PM |
| cis-1,2-Dichloroethene | **ND** | 5.0 | | µg/L | 1 | 8/12/2021 3:04:00 PM |
| Chloroform | **ND** | 5.0 | | µg/L | 1 | 8/12/2021 3:04:00 PM |
| 1,2-Dichloroethane | **ND** | 5.0 | | µg/L | 1 | 8/12/2021 3:04:00 PM |
| 2-Butanone | **ND** | 10 | | µg/L | 1 | 8/12/2021 3:04:00 PM |
| 1,1,1-Trichloroethane | **ND** | 5.0 | | µg/L | 1 | 8/12/2021 3:04:00 PM |
| Carbon tetrachloride | **ND** | 5.0 | S | µg/L | 1 | 8/12/2021 3:04:00 PM |
| Bromodichloromethane | **ND** | 5.0 | | µg/L | 1 | 8/12/2021 3:04:00 PM |
| 1,2-Dichloropropane | **ND** | 5.0 | | µg/L | 1 | 8/12/2021 3:04:00 PM |
| cis-1,3-Dichloropropene | **ND** | 5.0 | | µg/L | 1 | 8/12/2021 3:04:00 PM |
| Trichloroethene | **ND** | 5.0 | | µg/L | 1 | 8/12/2021 3:04:00 PM |
| Dibromochloromethane | **ND** | 5.0 | | µg/L | 1 | 8/12/2021 3:04:00 PM |
| 1,1,2-Trichloroethane | **ND** | 5.0 | | µg/L | 1 | 8/12/2021 3:04:00 PM |
| Benzene | **ND** | 5.0 | | µg/L | 1 | 8/12/2021 3:04:00 PM |
| trans-1,3-Dichloropropene | **ND** | 5.0 | | µg/L | 1 | 8/12/2021 3:04:00 PM |
| Bromoform | **ND** | 5.0 | | µg/L | 1 | 8/12/2021 3:04:00 PM |
| 4-Methyl-2-pentanone | **ND** | 10 | | µg/L | 1 | 8/12/2021 3:04:00 PM |
| 2-Hexanone | **ND** | 10 | | µg/L | 1 | 8/12/2021 3:04:00 PM |
| Tetrachloroethene | **ND** | 5.0 | | µg/L | 1 | 8/12/2021 3:04:00 PM |
| 1,1,2,2-Tetrachloroethane | **ND** | 5.0 | | µg/L | 1 | 8/12/2021 3:04:00 PM |
| Toluene | **ND** | 5.0 | | µg/L | 1 | 8/12/2021 3:04:00 PM |
| Chlorobenzene | **ND** | 5.0 | | µg/L | 1 | 8/12/2021 3:04:00 PM |
| Ethylbenzene | **ND** | 5.0 | | µg/L | 1 | 8/12/2021 3:04:00 PM |
| Styrene | **ND** | 5.0 | | µg/L | 1 | 8/12/2021 3:04:00 PM |
| m,p-Xylene | **ND** | 5.0 | | µg/L | 1 | 8/12/2021 3:04:00 PM |
| o-Xylene | **ND** | 5.0 | | µg/L | 1 | 8/12/2021 3:04:00 PM |
| Methyl tert-butyl ether | **ND** | 5.0 | | µg/L | 1 | 8/12/2021 3:04:00 PM |
| Dichlorodifluoromethane | **ND** | 10 | | µg/L | 1 | 8/12/2021 3:04:00 PM |
| Methyl Acetate | **ND** | 5.0 | S | µg/L | 1 | 8/12/2021 3:04:00 PM |
| 1,1,2-Trichloro-1,2,2-trifluoroethane | **ND** | 5.0 | | µg/L | 1 | 8/12/2021 3:04:00 PM |
| Trichlorofluoromethane | **ND** | 5.0 | | µg/L | 1 | 8/12/2021 3:04:00 PM |

# Adirondack Environmental Services, Inc

**Date:** *17-Aug-21*

| | | | |
|---|---|---|---|
| **CLIENT:** | Frontier Technical Associates | **Client Sample ID:** | MW-1B0806 |
| **Work Order:** | **210810035** | **Collection Date:** | 8/6/2021 |
| **Reference:** | Plant M-GW / GW ET-979 | **Lab Sample ID:** | 210810035-001 |
| **PO#:** | | **Matrix:** | GROUNDWATER |

| Analyses | Result | RL | Qual | Units | DF | Date Analyzed |
|---|---|---|---|---|---|---|
| **VOLATILE ORGANICS EPA 8260C (SW5030C PREP)** | | | | | | Analyst: **SMD** |
| Cyclohexane | **ND** | 5.0 | | µg/L | 1 | 8/12/2021 3:04:00 PM |
| Methyl Cyclohexane | **ND** | 5.0 | S | µg/L | 1 | 8/12/2021 3:04:00 PM |
| 1,2-Dibromoethane | **ND** | 5.0 | | µg/L | 1 | 8/12/2021 3:04:00 PM |
| 1,3-Dichlorobenzene | **ND** | 5.0 | | µg/L | 1 | 8/12/2021 3:04:00 PM |
| Isopropylbenzene | **ND** | 5.0 | | µg/L | 1 | 8/12/2021 3:04:00 PM |
| 1,2-Dichlorobenzene | **ND** | 5.0 | | µg/L | 1 | 8/12/2021 3:04:00 PM |
| 1,4-Dichlorobenzene | **ND** | 5.0 | | µg/L | 1 | 8/12/2021 3:04:00 PM |
| 1,2-Dibromo-3-chloropropane | **ND** | 10 | S | µg/L | 1 | 8/12/2021 3:04:00 PM |
| 1,2,4-Trichlorobenzene | **ND** | 5.0 | | µg/L | 1 | 8/12/2021 3:04:00 PM |
| Surr: 1,2-Dichloroethane-d4 | **101** | 74-127 | | %REC | 1 | 8/12/2021 3:04:00 PM |
| Surr: 4-Bromofluorobenzene | **90.5** | 74-128 | | %REC | 1 | 8/12/2021 3:04:00 PM |
| Surr: Toluene-d8 | **95.1** | 75-127 | | %REC | 1 | 8/12/2021 3:04:00 PM |

# Adirondack Environmental Services, Inc

**Date:** *17-Aug-21*

| | | | |
|---|---|---|---|
| **CLIENT:** | Frontier Technical Associates | **Client Sample ID:** | MW-2A0806 |
| **Work Order:** | **210810035** | **Collection Date:** | 8/6/2021 |
| **Reference:** | Plant M-GW / GW ET-979 | **Lab Sample ID:** | 210810035-002 |
| **PO#:** | | **Matrix:** | GROUNDWATER |

| Analyses | Result | RL | Qual | Units | DF | Date Analyzed |
|---|---|---|---|---|---|---|
| **VOLATILE ORGANICS EPA 8260C (SW5030C PREP)** | | | | | | Analyst: **SMD** |
| Chloromethane | **ND** | 10 | | µg/L | 1 | 8/12/2021 3:26:00 PM |
| Bromomethane | **ND** | 10 | S | µg/L | 1 | 8/12/2021 3:26:00 PM |
| Vinyl chloride | **ND** | 10 | | µg/L | 1 | 8/12/2021 3:26:00 PM |
| Chloroethane | **ND** | 10 | | µg/L | 1 | 8/12/2021 3:26:00 PM |
| Methylene chloride | **ND** | 5.0 | | µg/L | 1 | 8/12/2021 3:26:00 PM |
| Acetone | **ND** | 10 | | µg/L | 1 | 8/12/2021 3:26:00 PM |
| Carbon disulfide | **ND** | 5.0 | | µg/L | 1 | 8/12/2021 3:26:00 PM |
| 1,1-Dichloroethene | **ND** | 5.0 | | µg/L | 1 | 8/12/2021 3:26:00 PM |
| 1,1-Dichloroethane | **ND** | 5.0 | | µg/L | 1 | 8/12/2021 3:26:00 PM |
| trans-1,2-Dichloroethene | **ND** | 5.0 | | µg/L | 1 | 8/12/2021 3:26:00 PM |
| cis-1,2-Dichloroethene | **ND** | 5.0 | | µg/L | 1 | 8/12/2021 3:26:00 PM |
| Chloroform | **ND** | 5.0 | | µg/L | 1 | 8/12/2021 3:26:00 PM |
| 1,2-Dichloroethane | **ND** | 5.0 | | µg/L | 1 | 8/12/2021 3:26:00 PM |
| 2-Butanone | **ND** | 10 | | µg/L | 1 | 8/12/2021 3:26:00 PM |
| 1,1,1-Trichloroethane | **ND** | 5.0 | | µg/L | 1 | 8/12/2021 3:26:00 PM |
| Carbon tetrachloride | **ND** | 5.0 | S | µg/L | 1 | 8/12/2021 3:26:00 PM |
| Bromodichloromethane | **ND** | 5.0 | | µg/L | 1 | 8/12/2021 3:26:00 PM |
| 1,2-Dichloropropane | **ND** | 5.0 | | µg/L | 1 | 8/12/2021 3:26:00 PM |
| cis-1,3-Dichloropropene | **ND** | 5.0 | | µg/L | 1 | 8/12/2021 3:26:00 PM |
| Trichloroethene | **ND** | 5.0 | | µg/L | 1 | 8/12/2021 3:26:00 PM |
| Dibromochloromethane | **ND** | 5.0 | | µg/L | 1 | 8/12/2021 3:26:00 PM |
| 1,1,2-Trichloroethane | **ND** | 5.0 | | µg/L | 1 | 8/12/2021 3:26:00 PM |
| Benzene | **ND** | 5.0 | | µg/L | 1 | 8/12/2021 3:26:00 PM |
| trans-1,3-Dichloropropene | **ND** | 5.0 | | µg/L | 1 | 8/12/2021 3:26:00 PM |
| Bromoform | **ND** | 5.0 | | µg/L | 1 | 8/12/2021 3:26:00 PM |
| 4-Methyl-2-pentanone | **ND** | 10 | | µg/L | 1 | 8/12/2021 3:26:00 PM |
| 2-Hexanone | **ND** | 10 | | µg/L | 1 | 8/12/2021 3:26:00 PM |
| Tetrachloroethene | **ND** | 5.0 | | µg/L | 1 | 8/12/2021 3:26:00 PM |
| 1,1,2,2-Tetrachloroethane | **ND** | 5.0 | | µg/L | 1 | 8/12/2021 3:26:00 PM |
| Toluene | **ND** | 5.0 | | µg/L | 1 | 8/12/2021 3:26:00 PM |
| Chlorobenzene | **ND** | 5.0 | | µg/L | 1 | 8/12/2021 3:26:00 PM |
| Ethylbenzene | **ND** | 5.0 | | µg/L | 1 | 8/12/2021 3:26:00 PM |
| Styrene | **ND** | 5.0 | | µg/L | 1 | 8/12/2021 3:26:00 PM |
| m,p-Xylene | **ND** | 5.0 | | µg/L | 1 | 8/12/2021 3:26:00 PM |
| o-Xylene | **ND** | 5.0 | | µg/L | 1 | 8/12/2021 3:26:00 PM |
| Methyl tert-butyl ether | **ND** | 5.0 | | µg/L | 1 | 8/12/2021 3:26:00 PM |
| Dichlorodifluoromethane | **ND** | 10 | | µg/L | 1 | 8/12/2021 3:26:00 PM |
| Methyl Acetate | **ND** | 5.0 | S | µg/L | 1 | 8/12/2021 3:26:00 PM |
| 1,1,2-Trichloro-1,2,2-trifluoroethane | **ND** | 5.0 | | µg/L | 1 | 8/12/2021 3:26:00 PM |
| Trichlorofluoromethane | **ND** | 5.0 | | µg/L | 1 | 8/12/2021 3:26:00 PM |

# Adirondack Environmental Services, Inc

**Date:** *17-Aug-21*

| | | | |
|---|---|---|---|
| **CLIENT:** | Frontier Technical Associates | **Client Sample ID:** | MW-2A0806 |
| **Work Order:** | **210810035** | **Collection Date:** | 8/6/2021 |
| **Reference:** | Plant M-GW / GW ET-979 | **Lab Sample ID:** | 210810035-002 |
| **PO#:** | | **Matrix:** | GROUNDWATER |

| Analyses | Result | RL | Qual | Units | DF | Date Analyzed |
|---|---|---|---|---|---|---|
| **VOLATILE ORGANICS EPA 8260C (SW5030C PREP)** | | | | | | Analyst: **SMD** |
| Cyclohexane | **ND** | 5.0 | | µg/L | 1 | 8/12/2021 3:26:00 PM |
| Methyl Cyclohexane | **ND** | 5.0 | S | µg/L | 1 | 8/12/2021 3:26:00 PM |
| 1,2-Dibromoethane | **ND** | 5.0 | | µg/L | 1 | 8/12/2021 3:26:00 PM |
| 1,3-Dichlorobenzene | **ND** | 5.0 | | µg/L | 1 | 8/12/2021 3:26:00 PM |
| Isopropylbenzene | **ND** | 5.0 | | µg/L | 1 | 8/12/2021 3:26:00 PM |
| 1,2-Dichlorobenzene | **ND** | 5.0 | | µg/L | 1 | 8/12/2021 3:26:00 PM |
| 1,4-Dichlorobenzene | **ND** | 5.0 | | µg/L | 1 | 8/12/2021 3:26:00 PM |
| 1,2-Dibromo-3-chloropropane | **ND** | 10 | S | µg/L | 1 | 8/12/2021 3:26:00 PM |
| 1,2,4-Trichlorobenzene | **ND** | 5.0 | | µg/L | 1 | 8/12/2021 3:26:00 PM |
| Surr: 1,2-Dichloroethane-d4 | **97.6** | 74-127 | | %REC | 1 | 8/12/2021 3:26:00 PM |
| Surr: 4-Bromofluorobenzene | **88.9** | 74-128 | | %REC | 1 | 8/12/2021 3:26:00 PM |
| Surr: Toluene-d8 | **95.0** | 75-127 | | %REC | 1 | 8/12/2021 3:26:00 PM |

# Adirondack Environmental Services, Inc

**Date:** *17-Aug-21*

| | | | |
|---|---|---|---|
| **CLIENT:** | Frontier Technical Associates | **Client Sample ID:** | MW-2B0806 |
| **Work Order:** | **210810035** | **Collection Date:** | 8/6/2021 |
| **Reference:** | Plant M-GW / GW ET-979 | **Lab Sample ID:** | 210810035-003 |
| **PO#:** | | **Matrix:** | GROUNDWATER |

| Analyses | Result | RL | Qual | Units | DF | Date Analyzed |
|---|---|---|---|---|---|---|
| **VOLATILE ORGANICS EPA 8260C (SW5030C PREP)** | | | | | | Analyst: **SMD** |
| Chloromethane | **ND** | 10 | | µg/L | 1 | 8/12/2021 6:22:00 PM |
| Bromomethane | **ND** | 10 | S | µg/L | 1 | 8/12/2021 6:22:00 PM |
| Vinyl chloride | **84** | 10 | | µg/L | 1 | 8/12/2021 6:22:00 PM |
| Chloroethane | **ND** | 10 | | µg/L | 1 | 8/12/2021 6:22:00 PM |
| Methylene chloride | **ND** | 5.0 | | µg/L | 1 | 8/12/2021 6:22:00 PM |
| Acetone | **ND** | 10 | | µg/L | 1 | 8/12/2021 6:22:00 PM |
| Carbon disulfide | **ND** | 5.0 | | µg/L | 1 | 8/12/2021 6:22:00 PM |
| 1,1-Dichloroethene | **10** | 5.0 | | µg/L | 1 | 8/12/2021 6:22:00 PM |
| 1,1-Dichloroethane | **190** | 5.0 | | µg/L | 1 | 8/12/2021 6:22:00 PM |
| trans-1,2-Dichloroethene | **25** | 5.0 | | µg/L | 1 | 8/12/2021 6:22:00 PM |
| cis-1,2-Dichloroethene | **89** | 5.0 | | µg/L | 1 | 8/12/2021 6:22:00 PM |
| Chloroform | **ND** | 5.0 | | µg/L | 1 | 8/12/2021 6:22:00 PM |
| 1,2-Dichloroethane | **ND** | 5.0 | | µg/L | 1 | 8/12/2021 6:22:00 PM |
| 2-Butanone | **ND** | 10 | | µg/L | 1 | 8/12/2021 6:22:00 PM |
| 1,1,1-Trichloroethane | **5.2** | 5.0 | | µg/L | 1 | 8/12/2021 6:22:00 PM |
| Carbon tetrachloride | **ND** | 5.0 | S | µg/L | 1 | 8/12/2021 6:22:00 PM |
| Bromodichloromethane | **ND** | 5.0 | | µg/L | 1 | 8/12/2021 6:22:00 PM |
| 1,2-Dichloropropane | **ND** | 5.0 | | µg/L | 1 | 8/12/2021 6:22:00 PM |
| cis-1,3-Dichloropropene | **ND** | 5.0 | | µg/L | 1 | 8/12/2021 6:22:00 PM |
| Trichloroethene | **12** | 5.0 | | µg/L | 1 | 8/12/2021 6:22:00 PM |
| Dibromochloromethane | **ND** | 5.0 | | µg/L | 1 | 8/12/2021 6:22:00 PM |
| 1,1,2-Trichloroethane | **ND** | 5.0 | | µg/L | 1 | 8/12/2021 6:22:00 PM |
| Benzene | **ND** | 5.0 | | µg/L | 1 | 8/12/2021 6:22:00 PM |
| trans-1,3-Dichloropropene | **ND** | 5.0 | | µg/L | 1 | 8/12/2021 6:22:00 PM |
| Bromoform | **ND** | 5.0 | | µg/L | 1 | 8/12/2021 6:22:00 PM |
| 4-Methyl-2-pentanone | **ND** | 10 | | µg/L | 1 | 8/12/2021 6:22:00 PM |
| 2-Hexanone | **ND** | 10 | | µg/L | 1 | 8/12/2021 6:22:00 PM |
| Tetrachloroethene | **ND** | 5.0 | | µg/L | 1 | 8/12/2021 6:22:00 PM |
| 1,1,2,2-Tetrachloroethane | **ND** | 5.0 | | µg/L | 1 | 8/12/2021 6:22:00 PM |
| Toluene | **ND** | 5.0 | | µg/L | 1 | 8/12/2021 6:22:00 PM |
| Chlorobenzene | **ND** | 5.0 | | µg/L | 1 | 8/12/2021 6:22:00 PM |
| Ethylbenzene | **ND** | 5.0 | | µg/L | 1 | 8/12/2021 6:22:00 PM |
| Styrene | **ND** | 5.0 | | µg/L | 1 | 8/12/2021 6:22:00 PM |
| m,p-Xylene | **ND** | 5.0 | | µg/L | 1 | 8/12/2021 6:22:00 PM |
| o-Xylene | **ND** | 5.0 | | µg/L | 1 | 8/12/2021 6:22:00 PM |
| Methyl tert-butyl ether | **ND** | 5.0 | | µg/L | 1 | 8/12/2021 6:22:00 PM |
| Dichlorodifluoromethane | **ND** | 10 | | µg/L | 1 | 8/12/2021 6:22:00 PM |
| Methyl Acetate | **ND** | 5.0 | S | µg/L | 1 | 8/12/2021 6:22:00 PM |
| 1,1,2-Trichloro-1,2,2-trifluoroethane | **33** | 5.0 | | µg/L | 1 | 8/12/2021 6:22:00 PM |
| Trichlorofluoromethane | **ND** | 5.0 | | µg/L | 1 | 8/12/2021 6:22:00 PM |

# Adirondack Environmental Services, Inc

**Date:** *17-Aug-21*

| | | | |
|---|---|---|---|
| **CLIENT:** | Frontier Technical Associates | **Client Sample ID:** | MW-2B0806 |
| **Work Order:** | **210810035** | **Collection Date:** | 8/6/2021 |
| **Reference:** | Plant M-GW / GW ET-979 | **Lab Sample ID:** | 210810035-003 |
| **PO#:** | | **Matrix:** | GROUNDWATER |

| Analyses | Result | RL | Qual | Units | DF | Date Analyzed |
|---|---|---|---|---|---|---|
| **VOLATILE ORGANICS EPA 8260C (SW5030C PREP)** | | | | | | Analyst: **SMD** |
| Cyclohexane | **ND** | 5.0 | | µg/L | 1 | 8/12/2021 6:22:00 PM |
| Methyl Cyclohexane | **ND** | 5.0 | S | µg/L | 1 | 8/12/2021 6:22:00 PM |
| 1,2-Dibromoethane | **ND** | 5.0 | | µg/L | 1 | 8/12/2021 6:22:00 PM |
| 1,3-Dichlorobenzene | **ND** | 5.0 | | µg/L | 1 | 8/12/2021 6:22:00 PM |
| Isopropylbenzene | **ND** | 5.0 | | µg/L | 1 | 8/12/2021 6:22:00 PM |
| 1,2-Dichlorobenzene | **ND** | 5.0 | | µg/L | 1 | 8/12/2021 6:22:00 PM |
| 1,4-Dichlorobenzene | **ND** | 5.0 | | µg/L | 1 | 8/12/2021 6:22:00 PM |
| 1,2-Dibromo-3-chloropropane | **ND** | 10 | S | µg/L | 1 | 8/12/2021 6:22:00 PM |
| 1,2,4-Trichlorobenzene | **ND** | 5.0 | | µg/L | 1 | 8/12/2021 6:22:00 PM |
| Surr: 1,2-Dichloroethane-d4 | **100** | 74-127 | | %REC | 1 | 8/12/2021 6:22:00 PM |
| Surr: 4-Bromofluorobenzene | **88.4** | 74-128 | | %REC | 1 | 8/12/2021 6:22:00 PM |
| Surr: Toluene-d8 | **95.0** | 75-127 | | %REC | 1 | 8/12/2021 6:22:00 PM |

# Adirondack Environmental Services, Inc

**Date:** *17-Aug-21*

**CLIENT:** Frontier Technical Associates
**Work Order:** **210810035**
**Reference:** Plant M-GW / GW ET-979
**PO#:**

**Client Sample ID:** MW-30806
**Collection Date:** 8/6/2021
**Lab Sample ID:** 210810035-004
**Matrix:** GROUNDWATER

| Analyses | Result | RL | Qual | Units | DF | Date Analyzed |
|---|---|---|---|---|---|---|
| **VOLATILE ORGANICS EPA 8260C (SW5030C PREP)** | | | | | | Analyst: **SMD** |
| Chloromethane | **ND** | 10 | | µg/L | 1 | 8/12/2021 3:47:00 PM |
| Bromomethane | **ND** | 10 | S | µg/L | 1 | 8/12/2021 3:47:00 PM |
| Vinyl chloride | **ND** | 10 | | µg/L | 1 | 8/12/2021 3:47:00 PM |
| Chloroethane | **ND** | 10 | | µg/L | 1 | 8/12/2021 3:47:00 PM |
| Methylene chloride | **ND** | 5.0 | | µg/L | 1 | 8/12/2021 3:47:00 PM |
| Acetone | **ND** | 10 | | µg/L | 1 | 8/12/2021 3:47:00 PM |
| Carbon disulfide | **ND** | 5.0 | | µg/L | 1 | 8/12/2021 3:47:00 PM |
| 1,1-Dichloroethene | **ND** | 5.0 | | µg/L | 1 | 8/12/2021 3:47:00 PM |
| 1,1-Dichloroethane | **ND** | 5.0 | | µg/L | 1 | 8/12/2021 3:47:00 PM |
| trans-1,2-Dichloroethene | **ND** | 5.0 | | µg/L | 1 | 8/12/2021 3:47:00 PM |
| cis-1,2-Dichloroethene | **ND** | 5.0 | | µg/L | 1 | 8/12/2021 3:47:00 PM |
| Chloroform | **ND** | 5.0 | | µg/L | 1 | 8/12/2021 3:47:00 PM |
| 1,2-Dichloroethane | **ND** | 5.0 | | µg/L | 1 | 8/12/2021 3:47:00 PM |
| 2-Butanone | **ND** | 10 | | µg/L | 1 | 8/12/2021 3:47:00 PM |
| 1,1,1-Trichloroethane | **ND** | 5.0 | | µg/L | 1 | 8/12/2021 3:47:00 PM |
| Carbon tetrachloride | **ND** | 5.0 | S | µg/L | 1 | 8/12/2021 3:47:00 PM |
| Bromodichloromethane | **ND** | 5.0 | | µg/L | 1 | 8/12/2021 3:47:00 PM |
| 1,2-Dichloropropane | **ND** | 5.0 | | µg/L | 1 | 8/12/2021 3:47:00 PM |
| cis-1,3-Dichloropropene | **ND** | 5.0 | | µg/L | 1 | 8/12/2021 3:47:00 PM |
| Trichloroethene | **ND** | 5.0 | | µg/L | 1 | 8/12/2021 3:47:00 PM |
| Dibromochloromethane | **ND** | 5.0 | | µg/L | 1 | 8/12/2021 3:47:00 PM |
| 1,1,2-Trichloroethane | **ND** | 5.0 | | µg/L | 1 | 8/12/2021 3:47:00 PM |
| Benzene | **ND** | 5.0 | | µg/L | 1 | 8/12/2021 3:47:00 PM |
| trans-1,3-Dichloropropene | **ND** | 5.0 | | µg/L | 1 | 8/12/2021 3:47:00 PM |
| Bromoform | **ND** | 5.0 | | µg/L | 1 | 8/12/2021 3:47:00 PM |
| 4-Methyl-2-pentanone | **ND** | 10 | | µg/L | 1 | 8/12/2021 3:47:00 PM |
| 2-Hexanone | **ND** | 10 | | µg/L | 1 | 8/12/2021 3:47:00 PM |
| Tetrachloroethene | **ND** | 5.0 | | µg/L | 1 | 8/12/2021 3:47:00 PM |
| 1,1,2,2-Tetrachloroethane | **ND** | 5.0 | | µg/L | 1 | 8/12/2021 3:47:00 PM |
| Toluene | **ND** | 5.0 | | µg/L | 1 | 8/12/2021 3:47:00 PM |
| Chlorobenzene | **ND** | 5.0 | | µg/L | 1 | 8/12/2021 3:47:00 PM |
| Ethylbenzene | **ND** | 5.0 | | µg/L | 1 | 8/12/2021 3:47:00 PM |
| Styrene | **ND** | 5.0 | | µg/L | 1 | 8/12/2021 3:47:00 PM |
| m,p-Xylene | **ND** | 5.0 | | µg/L | 1 | 8/12/2021 3:47:00 PM |
| o-Xylene | **ND** | 5.0 | | µg/L | 1 | 8/12/2021 3:47:00 PM |
| Methyl tert-butyl ether | **ND** | 5.0 | | µg/L | 1 | 8/12/2021 3:47:00 PM |
| Dichlorodifluoromethane | **ND** | 10 | | µg/L | 1 | 8/12/2021 3:47:00 PM |
| Methyl Acetate | **ND** | 5.0 | S | µg/L | 1 | 8/12/2021 3:47:00 PM |
| 1,1,2-Trichloro-1,2,2-trifluoroethane | **ND** | 5.0 | | µg/L | 1 | 8/12/2021 3:47:00 PM |
| Trichlorofluoromethane | **ND** | 5.0 | | µg/L | 1 | 8/12/2021 3:47:00 PM |

# Adirondack Environmental Services, Inc

**Date:** *17-Aug-21*

| | | | |
|---|---|---|---|
| **CLIENT:** | Frontier Technical Associates | **Client Sample ID:** | MW-30806 |
| **Work Order:** | **210810035** | **Collection Date:** | 8/6/2021 |
| **Reference:** | Plant M-GW / GW ET-979 | **Lab Sample ID:** | 210810035-004 |
| **PO#:** | | **Matrix:** | GROUNDWATER |

| Analyses | Result | RL | Qual | Units | DF | Date Analyzed |
|---|---|---|---|---|---|---|
| **VOLATILE ORGANICS EPA 8260C (SW5030C PREP)** | | | | | | Analyst: **SMD** |
| Cyclohexane | **ND** | 5.0 | | µg/L | 1 | 8/12/2021 3:47:00 PM |
| Methyl Cyclohexane | **ND** | 5.0 | S | µg/L | 1 | 8/12/2021 3:47:00 PM |
| 1,2-Dibromoethane | **ND** | 5.0 | | µg/L | 1 | 8/12/2021 3:47:00 PM |
| 1,3-Dichlorobenzene | **ND** | 5.0 | | µg/L | 1 | 8/12/2021 3:47:00 PM |
| Isopropylbenzene | **ND** | 5.0 | | µg/L | 1 | 8/12/2021 3:47:00 PM |
| 1,2-Dichlorobenzene | **ND** | 5.0 | | µg/L | 1 | 8/12/2021 3:47:00 PM |
| 1,4-Dichlorobenzene | **ND** | 5.0 | | µg/L | 1 | 8/12/2021 3:47:00 PM |
| 1,2-Dibromo-3-chloropropane | **ND** | 10 | S | µg/L | 1 | 8/12/2021 3:47:00 PM |
| 1,2,4-Trichlorobenzene | **ND** | 5.0 | | µg/L | 1 | 8/12/2021 3:47:00 PM |
| Surr: 1,2-Dichloroethane-d4 | **99.1** | 74-127 | | %REC | 1 | 8/12/2021 3:47:00 PM |
| Surr: 4-Bromofluorobenzene | **89.4** | 74-128 | | %REC | 1 | 8/12/2021 3:47:00 PM |
| Surr: Toluene-d8 | **94.6** | 75-127 | | %REC | 1 | 8/12/2021 3:47:00 PM |

# Adirondack Environmental Services, Inc

**Date:** *17-Aug-21*

| | | | |
|---|---|---|---|
| **CLIENT:** | Frontier Technical Associates | **Client Sample ID:** | MW-40806 |
| **Work Order:** | **210810035** | **Collection Date:** | 8/6/2021 |
| **Reference:** | Plant M-GW / GW ET-979 | **Lab Sample ID:** | 210810035-005 |
| **PO#:** | | **Matrix:** | GROUNDWATER |

| Analyses | Result | RL | Qual | Units | DF | Date Analyzed |
|---|---|---|---|---|---|---|
| **VOLATILE ORGANICS EPA 8260C (SW5030C PREP)** | | | | | | Analyst: **SMD** |
| Chloromethane | **ND** | 10 | | µg/L | 1 | 8/16/2021 7:35:00 PM |
| Bromomethane | **ND** | 10 | S | µg/L | 1 | 8/16/2021 7:35:00 PM |
| Vinyl chloride | **ND** | 10 | | µg/L | 1 | 8/16/2021 7:35:00 PM |
| Chloroethane | **ND** | 10 | | µg/L | 1 | 8/16/2021 7:35:00 PM |
| Methylene chloride | **ND** | 5.0 | | µg/L | 1 | 8/16/2021 7:35:00 PM |
| Acetone | **ND** | 10 | | µg/L | 1 | 8/16/2021 7:35:00 PM |
| Carbon disulfide | **ND** | 5.0 | | µg/L | 1 | 8/16/2021 7:35:00 PM |
| 1,1-Dichloroethene | **ND** | 5.0 | | µg/L | 1 | 8/16/2021 7:35:00 PM |
| 1,1-Dichloroethane | **ND** | 5.0 | | µg/L | 1 | 8/16/2021 7:35:00 PM |
| trans-1,2-Dichloroethene | **ND** | 5.0 | | µg/L | 1 | 8/16/2021 7:35:00 PM |
| cis-1,2-Dichloroethene | **ND** | 5.0 | | µg/L | 1 | 8/16/2021 7:35:00 PM |
| Chloroform | **ND** | 5.0 | | µg/L | 1 | 8/16/2021 7:35:00 PM |
| 1,2-Dichloroethane | **ND** | 5.0 | | µg/L | 1 | 8/16/2021 7:35:00 PM |
| 2-Butanone | **ND** | 10 | | µg/L | 1 | 8/16/2021 7:35:00 PM |
| 1,1,1-Trichloroethane | **ND** | 5.0 | | µg/L | 1 | 8/16/2021 7:35:00 PM |
| Carbon tetrachloride | **ND** | 5.0 | | µg/L | 1 | 8/16/2021 7:35:00 PM |
| Bromodichloromethane | **ND** | 5.0 | | µg/L | 1 | 8/16/2021 7:35:00 PM |
| 1,2-Dichloropropane | **ND** | 5.0 | | µg/L | 1 | 8/16/2021 7:35:00 PM |
| cis-1,3-Dichloropropene | **ND** | 5.0 | | µg/L | 1 | 8/16/2021 7:35:00 PM |
| Trichloroethene | **ND** | 5.0 | | µg/L | 1 | 8/16/2021 7:35:00 PM |
| Dibromochloromethane | **ND** | 5.0 | | µg/L | 1 | 8/16/2021 7:35:00 PM |
| 1,1,2-Trichloroethane | **ND** | 5.0 | | µg/L | 1 | 8/16/2021 7:35:00 PM |
| Benzene | **ND** | 5.0 | | µg/L | 1 | 8/16/2021 7:35:00 PM |
| trans-1,3-Dichloropropene | **ND** | 5.0 | | µg/L | 1 | 8/16/2021 7:35:00 PM |
| Bromoform | **ND** | 5.0 | | µg/L | 1 | 8/16/2021 7:35:00 PM |
| 4-Methyl-2-pentanone | **ND** | 10 | | µg/L | 1 | 8/16/2021 7:35:00 PM |
| 2-Hexanone | **ND** | 10 | | µg/L | 1 | 8/16/2021 7:35:00 PM |
| Tetrachloroethene | **ND** | 5.0 | | µg/L | 1 | 8/16/2021 7:35:00 PM |
| 1,1,2,2-Tetrachloroethane | **ND** | 5.0 | | µg/L | 1 | 8/16/2021 7:35:00 PM |
| Toluene | **ND** | 5.0 | | µg/L | 1 | 8/16/2021 7:35:00 PM |
| Chlorobenzene | **ND** | 5.0 | | µg/L | 1 | 8/16/2021 7:35:00 PM |
| Ethylbenzene | **ND** | 5.0 | | µg/L | 1 | 8/16/2021 7:35:00 PM |
| Styrene | **ND** | 5.0 | | µg/L | 1 | 8/16/2021 7:35:00 PM |
| m,p-Xylene | **ND** | 5.0 | | µg/L | 1 | 8/16/2021 7:35:00 PM |
| o-Xylene | **ND** | 5.0 | | µg/L | 1 | 8/16/2021 7:35:00 PM |
| Methyl tert-butyl ether | **ND** | 5.0 | | µg/L | 1 | 8/16/2021 7:35:00 PM |
| Dichlorodifluoromethane | **ND** | 10 | | µg/L | 1 | 8/16/2021 7:35:00 PM |
| Methyl Acetate | **ND** | 5.0 | S | µg/L | 1 | 8/16/2021 7:35:00 PM |
| 1,1,2-Trichloro-1,2,2-trifluoroethane | **ND** | 5.0 | | µg/L | 1 | 8/16/2021 7:35:00 PM |
| Trichlorofluoromethane | **ND** | 5.0 | | µg/L | 1 | 8/16/2021 7:35:00 PM |

# Adirondack Environmental Services, Inc

**Date:** *17-Aug-21*

| | | | |
|---|---|---|---|
| **CLIENT:** | Frontier Technical Associates | **Client Sample ID:** | MW-40806 |
| **Work Order:** | **210810035** | **Collection Date:** | 8/6/2021 |
| **Reference:** | Plant M-GW / GW ET-979 | **Lab Sample ID:** | 210810035-005 |
| **PO#:** | | **Matrix:** | GROUNDWATER |

| Analyses | Result | RL | Qual | Units | DF | Date Analyzed |
|---|---|---|---|---|---|---|
| **VOLATILE ORGANICS EPA 8260C (SW5030C PREP)** | | | | | | Analyst: **SMD** |
| Cyclohexane | **ND** | 5.0 | | µg/L | 1 | 8/16/2021 7:35:00 PM |
| Methyl Cyclohexane | **ND** | 5.0 | | µg/L | 1 | 8/16/2021 7:35:00 PM |
| 1,2-Dibromoethane | **ND** | 5.0 | | µg/L | 1 | 8/16/2021 7:35:00 PM |
| 1,3-Dichlorobenzene | **ND** | 5.0 | | µg/L | 1 | 8/16/2021 7:35:00 PM |
| Isopropylbenzene | **ND** | 5.0 | | µg/L | 1 | 8/16/2021 7:35:00 PM |
| 1,2-Dichlorobenzene | **ND** | 5.0 | | µg/L | 1 | 8/16/2021 7:35:00 PM |
| 1,4-Dichlorobenzene | **ND** | 5.0 | | µg/L | 1 | 8/16/2021 7:35:00 PM |
| 1,2-Dibromo-3-chloropropane | **ND** | 10 | | µg/L | 1 | 8/16/2021 7:35:00 PM |
| 1,2,4-Trichlorobenzene | **ND** | 5.0 | | µg/L | 1 | 8/16/2021 7:35:00 PM |
| Surr: 1,2-Dichloroethane-d4 | **105** | 74-127 | | %REC | 1 | 8/16/2021 7:35:00 PM |
| Surr: 4-Bromofluorobenzene | **99.7** | 74-128 | | %REC | 1 | 8/16/2021 7:35:00 PM |
| Surr: Toluene-d8 | **96.2** | 75-127 | | %REC | 1 | 8/16/2021 7:35:00 PM |

# Adirondack Environmental Services, Inc

**Date:** *17-Aug-21*

**CLIENT:** Frontier Technical Associates
**Work Order:** **210810035**
**Reference:** Plant M-GW / GW ET-979
**PO#:**

**Client Sample ID:** MW-50806
**Collection Date:** 8/6/2021
**Lab Sample ID:** 210810035-006
**Matrix:** GROUNDWATER

| Analyses | Result | RL | Qual | Units | DF | Date Analyzed |
|---|---|---|---|---|---|---|
| **VOLATILE ORGANICS EPA 8260C (SW5030C PREP)** | | | | | | Analyst: **SMD** |
| Chloromethane | **ND** | 10 | | µg/L | 1 | 8/12/2021 5:18:00 PM |
| Bromomethane | **ND** | 10 | S | µg/L | 1 | 8/12/2021 5:18:00 PM |
| Vinyl chloride | **ND** | 10 | | µg/L | 1 | 8/12/2021 5:18:00 PM |
| Chloroethane | **ND** | 10 | | µg/L | 1 | 8/12/2021 5:18:00 PM |
| Methylene chloride | **ND** | 5.0 | | µg/L | 1 | 8/12/2021 5:18:00 PM |
| Acetone | **ND** | 10 | | µg/L | 1 | 8/12/2021 5:18:00 PM |
| Carbon disulfide | **ND** | 5.0 | | µg/L | 1 | 8/12/2021 5:18:00 PM |
| 1,1-Dichloroethene | **ND** | 5.0 | | µg/L | 1 | 8/12/2021 5:18:00 PM |
| 1,1-Dichloroethane | **ND** | 5.0 | | µg/L | 1 | 8/12/2021 5:18:00 PM |
| trans-1,2-Dichloroethene | **ND** | 5.0 | | µg/L | 1 | 8/12/2021 5:18:00 PM |
| cis-1,2-Dichloroethene | **ND** | 5.0 | | µg/L | 1 | 8/12/2021 5:18:00 PM |
| Chloroform | **ND** | 5.0 | | µg/L | 1 | 8/12/2021 5:18:00 PM |
| 1,2-Dichloroethane | **ND** | 5.0 | | µg/L | 1 | 8/12/2021 5:18:00 PM |
| 2-Butanone | **ND** | 10 | | µg/L | 1 | 8/12/2021 5:18:00 PM |
| 1,1,1-Trichloroethane | **ND** | 5.0 | | µg/L | 1 | 8/12/2021 5:18:00 PM |
| Carbon tetrachloride | **ND** | 5.0 | S | µg/L | 1 | 8/12/2021 5:18:00 PM |
| Bromodichloromethane | **ND** | 5.0 | | µg/L | 1 | 8/12/2021 5:18:00 PM |
| 1,2-Dichloropropane | **ND** | 5.0 | | µg/L | 1 | 8/12/2021 5:18:00 PM |
| cis-1,3-Dichloropropene | **ND** | 5.0 | | µg/L | 1 | 8/12/2021 5:18:00 PM |
| Trichloroethene | **ND** | 5.0 | | µg/L | 1 | 8/12/2021 5:18:00 PM |
| Dibromochloromethane | **ND** | 5.0 | | µg/L | 1 | 8/12/2021 5:18:00 PM |
| 1,1,2-Trichloroethane | **ND** | 5.0 | | µg/L | 1 | 8/12/2021 5:18:00 PM |
| Benzene | **ND** | 5.0 | | µg/L | 1 | 8/12/2021 5:18:00 PM |
| trans-1,3-Dichloropropene | **ND** | 5.0 | | µg/L | 1 | 8/12/2021 5:18:00 PM |
| Bromoform | **ND** | 5.0 | | µg/L | 1 | 8/12/2021 5:18:00 PM |
| 4-Methyl-2-pentanone | **ND** | 10 | | µg/L | 1 | 8/12/2021 5:18:00 PM |
| 2-Hexanone | **ND** | 10 | | µg/L | 1 | 8/12/2021 5:18:00 PM |
| Tetrachloroethene | **ND** | 5.0 | | µg/L | 1 | 8/12/2021 5:18:00 PM |
| 1,1,2,2-Tetrachloroethane | **ND** | 5.0 | | µg/L | 1 | 8/12/2021 5:18:00 PM |
| Toluene | **ND** | 5.0 | | µg/L | 1 | 8/12/2021 5:18:00 PM |
| Chlorobenzene | **ND** | 5.0 | | µg/L | 1 | 8/12/2021 5:18:00 PM |
| Ethylbenzene | **ND** | 5.0 | | µg/L | 1 | 8/12/2021 5:18:00 PM |
| Styrene | **ND** | 5.0 | | µg/L | 1 | 8/12/2021 5:18:00 PM |
| m,p-Xylene | **ND** | 5.0 | | µg/L | 1 | 8/12/2021 5:18:00 PM |
| o-Xylene | **ND** | 5.0 | | µg/L | 1 | 8/12/2021 5:18:00 PM |
| Methyl tert-butyl ether | **ND** | 5.0 | | µg/L | 1 | 8/12/2021 5:18:00 PM |
| Dichlorodifluoromethane | **ND** | 10 | | µg/L | 1 | 8/12/2021 5:18:00 PM |
| Methyl Acetate | **ND** | 5.0 | S | µg/L | 1 | 8/12/2021 5:18:00 PM |
| 1,1,2-Trichloro-1,2,2-trifluoroethane | **ND** | 5.0 | | µg/L | 1 | 8/12/2021 5:18:00 PM |
| Trichlorofluoromethane | **ND** | 5.0 | | µg/L | 1 | 8/12/2021 5:18:00 PM |

# Adirondack Environmental Services, Inc

**Date:** *17-Aug-21*

| | | | |
|---|---|---|---|
| **CLIENT:** | Frontier Technical Associates | **Client Sample ID:** | MW-50806 |
| **Work Order:** | **210810035** | **Collection Date:** | 8/6/2021 |
| **Reference:** | Plant M-GW / GW ET-979 | **Lab Sample ID:** | 210810035-006 |
| **PO#:** | | **Matrix:** | GROUNDWATER |

| Analyses | Result | RL | Qual | Units | DF | Date Analyzed |
|---|---|---|---|---|---|---|
| **VOLATILE ORGANICS EPA 8260C (SW5030C PREP)** | | | | | | Analyst: **SMD** |
| Cyclohexane | **ND** | 5.0 | | µg/L | 1 | 8/12/2021 5:18:00 PM |
| Methyl Cyclohexane | **ND** | 5.0 | S | µg/L | 1 | 8/12/2021 5:18:00 PM |
| 1,2-Dibromoethane | **ND** | 5.0 | | µg/L | 1 | 8/12/2021 5:18:00 PM |
| 1,3-Dichlorobenzene | **ND** | 5.0 | | µg/L | 1 | 8/12/2021 5:18:00 PM |
| Isopropylbenzene | **ND** | 5.0 | | µg/L | 1 | 8/12/2021 5:18:00 PM |
| 1,2-Dichlorobenzene | **ND** | 5.0 | | µg/L | 1 | 8/12/2021 5:18:00 PM |
| 1,4-Dichlorobenzene | **ND** | 5.0 | | µg/L | 1 | 8/12/2021 5:18:00 PM |
| 1,2-Dibromo-3-chloropropane | **ND** | 10 | S | µg/L | 1 | 8/12/2021 5:18:00 PM |
| 1,2,4-Trichlorobenzene | **ND** | 5.0 | | µg/L | 1 | 8/12/2021 5:18:00 PM |
| Surr: 1,2-Dichloroethane-d4 | **99.4** | 74-127 | | %REC | 1 | 8/12/2021 5:18:00 PM |
| Surr: 4-Bromofluorobenzene | **89.4** | 74-128 | | %REC | 1 | 8/12/2021 5:18:00 PM |
| Surr: Toluene-d8 | **94.3** | 75-127 | | %REC | 1 | 8/12/2021 5:18:00 PM |

# Adirondack Environmental Services, Inc

**Date:** *17-Aug-21*

**CLIENT:** Frontier Technical Associates
**Work Order:** **210810035**
**Reference:** Plant M-GW / GW ET-979
**PO#:**

**Client Sample ID:** MW-60806
**Collection Date:** 8/6/2021
**Lab Sample ID:** 210810035-007
**Matrix:** GROUNDWATER

| Analyses | Result | RL | Qual | Units | DF | Date Analyzed |
|---|---|---|---|---|---|---|
| **VOLATILE ORGANICS EPA 8260C (SW5030C PREP)** | | | | | | Analyst: **SMD** |
| Chloromethane | **ND** | 10 | | µg/L | 1 | 8/16/2021 7:57:00 PM |
| Bromomethane | **ND** | 10 | S | µg/L | 1 | 8/16/2021 7:57:00 PM |
| Vinyl chloride | **ND** | 10 | | µg/L | 1 | 8/16/2021 7:57:00 PM |
| Chloroethane | **ND** | 10 | | µg/L | 1 | 8/16/2021 7:57:00 PM |
| Methylene chloride | **ND** | 5.0 | | µg/L | 1 | 8/16/2021 7:57:00 PM |
| Acetone | **ND** | 10 | | µg/L | 1 | 8/16/2021 7:57:00 PM |
| Carbon disulfide | **ND** | 5.0 | | µg/L | 1 | 8/16/2021 7:57:00 PM |
| 1,1-Dichloroethene | **ND** | 5.0 | | µg/L | 1 | 8/16/2021 7:57:00 PM |
| 1,1-Dichloroethane | **ND** | 5.0 | | µg/L | 1 | 8/16/2021 7:57:00 PM |
| trans-1,2-Dichloroethene | **ND** | 5.0 | | µg/L | 1 | 8/16/2021 7:57:00 PM |
| cis-1,2-Dichloroethene | **ND** | 5.0 | | µg/L | 1 | 8/16/2021 7:57:00 PM |
| Chloroform | **ND** | 5.0 | | µg/L | 1 | 8/16/2021 7:57:00 PM |
| 1,2-Dichloroethane | **ND** | 5.0 | | µg/L | 1 | 8/16/2021 7:57:00 PM |
| 2-Butanone | **ND** | 10 | | µg/L | 1 | 8/16/2021 7:57:00 PM |
| 1,1,1-Trichloroethane | **ND** | 5.0 | | µg/L | 1 | 8/16/2021 7:57:00 PM |
| Carbon tetrachloride | **ND** | 5.0 | | µg/L | 1 | 8/16/2021 7:57:00 PM |
| Bromodichloromethane | **ND** | 5.0 | | µg/L | 1 | 8/16/2021 7:57:00 PM |
| 1,2-Dichloropropane | **ND** | 5.0 | | µg/L | 1 | 8/16/2021 7:57:00 PM |
| cis-1,3-Dichloropropene | **ND** | 5.0 | | µg/L | 1 | 8/16/2021 7:57:00 PM |
| Trichloroethene | **ND** | 5.0 | | µg/L | 1 | 8/16/2021 7:57:00 PM |
| Dibromochloromethane | **ND** | 5.0 | | µg/L | 1 | 8/16/2021 7:57:00 PM |
| 1,1,2-Trichloroethane | **ND** | 5.0 | | µg/L | 1 | 8/16/2021 7:57:00 PM |
| Benzene | **ND** | 5.0 | | µg/L | 1 | 8/16/2021 7:57:00 PM |
| trans-1,3-Dichloropropene | **ND** | 5.0 | | µg/L | 1 | 8/16/2021 7:57:00 PM |
| Bromoform | **ND** | 5.0 | | µg/L | 1 | 8/16/2021 7:57:00 PM |
| 4-Methyl-2-pentanone | **ND** | 10 | | µg/L | 1 | 8/16/2021 7:57:00 PM |
| 2-Hexanone | **ND** | 10 | | µg/L | 1 | 8/16/2021 7:57:00 PM |
| Tetrachloroethene | **ND** | 5.0 | | µg/L | 1 | 8/16/2021 7:57:00 PM |
| 1,1,2,2-Tetrachloroethane | **ND** | 5.0 | | µg/L | 1 | 8/16/2021 7:57:00 PM |
| Toluene | **ND** | 5.0 | | µg/L | 1 | 8/16/2021 7:57:00 PM |
| Chlorobenzene | **ND** | 5.0 | | µg/L | 1 | 8/16/2021 7:57:00 PM |
| Ethylbenzene | **ND** | 5.0 | | µg/L | 1 | 8/16/2021 7:57:00 PM |
| Styrene | **ND** | 5.0 | | µg/L | 1 | 8/16/2021 7:57:00 PM |
| m,p-Xylene | **ND** | 5.0 | | µg/L | 1 | 8/16/2021 7:57:00 PM |
| o-Xylene | **ND** | 5.0 | | µg/L | 1 | 8/16/2021 7:57:00 PM |
| Methyl tert-butyl ether | **ND** | 5.0 | | µg/L | 1 | 8/16/2021 7:57:00 PM |
| Dichlorodifluoromethane | **ND** | 10 | | µg/L | 1 | 8/16/2021 7:57:00 PM |
| Methyl Acetate | **ND** | 5.0 | S | µg/L | 1 | 8/16/2021 7:57:00 PM |
| 1,1,2-Trichloro-1,2,2-trifluoroethane | **ND** | 5.0 | | µg/L | 1 | 8/16/2021 7:57:00 PM |
| Trichlorofluoromethane | **ND** | 5.0 | | µg/L | 1 | 8/16/2021 7:57:00 PM |

# Adirondack Environmental Services, Inc

**Date:** *17-Aug-21*

| | | | |
|---|---|---|---|
| **CLIENT:** | Frontier Technical Associates | **Client Sample ID:** | MW-60806 |
| **Work Order:** | **210810035** | **Collection Date:** | 8/6/2021 |
| **Reference:** | Plant M-GW / GW ET-979 | **Lab Sample ID:** | 210810035-007 |
| **PO#:** | | **Matrix:** | GROUNDWATER |

| Analyses | Result | RL | Qual | Units | DF | Date Analyzed |
|---|---|---|---|---|---|---|
| **VOLATILE ORGANICS EPA 8260C (SW5030C PREP)** | | | | | | Analyst: **SMD** |
| Cyclohexane | **ND** | 5.0 | | µg/L | 1 | 8/16/2021 7:57:00 PM |
| Methyl Cyclohexane | **ND** | 5.0 | | µg/L | 1 | 8/16/2021 7:57:00 PM |
| 1,2-Dibromoethane | **ND** | 5.0 | | µg/L | 1 | 8/16/2021 7:57:00 PM |
| 1,3-Dichlorobenzene | **ND** | 5.0 | | µg/L | 1 | 8/16/2021 7:57:00 PM |
| Isopropylbenzene | **ND** | 5.0 | | µg/L | 1 | 8/16/2021 7:57:00 PM |
| 1,2-Dichlorobenzene | **ND** | 5.0 | | µg/L | 1 | 8/16/2021 7:57:00 PM |
| 1,4-Dichlorobenzene | **ND** | 5.0 | | µg/L | 1 | 8/16/2021 7:57:00 PM |
| 1,2-Dibromo-3-chloropropane | **ND** | 10 | | µg/L | 1 | 8/16/2021 7:57:00 PM |
| 1,2,4-Trichlorobenzene | **ND** | 5.0 | | µg/L | 1 | 8/16/2021 7:57:00 PM |
| Surr: 1,2-Dichloroethane-d4 | **101** | 74-127 | | %REC | 1 | 8/16/2021 7:57:00 PM |
| Surr: 4-Bromofluorobenzene | **95.7** | 74-128 | | %REC | 1 | 8/16/2021 7:57:00 PM |
| Surr: Toluene-d8 | **96.9** | 75-127 | | %REC | 1 | 8/16/2021 7:57:00 PM |

# Adirondack Environmental Services, Inc

**Date:** *17-Aug-21*

| | | | |
|---|---|---|---|
| **CLIENT:** | Frontier Technical Associates | **Client Sample ID:** | MW-70806 |
| **Work Order:** | **210810035** | **Collection Date:** | 8/6/2021 |
| **Reference:** | Plant M-GW / GW ET-979 | **Lab Sample ID:** | 210810035-008 |
| **PO#:** | | **Matrix:** | GROUNDWATER |

| Analyses | Result | RL | Qual | Units | DF | Date Analyzed |
|---|---|---|---|---|---|---|
| **VOLATILE ORGANICS EPA 8260C (SW5030C PREP)** | | | | | | Analyst: **SMD** |
| Chloromethane | **ND** | 10 | | µg/L | 1 | 8/12/2021 6:01:00 PM |
| Bromomethane | **ND** | 10 | S | µg/L | 1 | 8/12/2021 6:01:00 PM |
| Vinyl chloride | **ND** | 10 | | µg/L | 1 | 8/12/2021 6:01:00 PM |
| Chloroethane | **ND** | 10 | | µg/L | 1 | 8/12/2021 6:01:00 PM |
| Methylene chloride | **ND** | 5.0 | | µg/L | 1 | 8/12/2021 6:01:00 PM |
| Acetone | **ND** | 10 | | µg/L | 1 | 8/12/2021 6:01:00 PM |
| Carbon disulfide | **ND** | 5.0 | | µg/L | 1 | 8/12/2021 6:01:00 PM |
| 1,1-Dichloroethene | **ND** | 5.0 | | µg/L | 1 | 8/12/2021 6:01:00 PM |
| 1,1-Dichloroethane | **ND** | 5.0 | | µg/L | 1 | 8/12/2021 6:01:00 PM |
| trans-1,2-Dichloroethene | **ND** | 5.0 | | µg/L | 1 | 8/12/2021 6:01:00 PM |
| cis-1,2-Dichloroethene | **ND** | 5.0 | | µg/L | 1 | 8/12/2021 6:01:00 PM |
| Chloroform | **ND** | 5.0 | | µg/L | 1 | 8/12/2021 6:01:00 PM |
| 1,2-Dichloroethane | **ND** | 5.0 | | µg/L | 1 | 8/12/2021 6:01:00 PM |
| 2-Butanone | **ND** | 10 | | µg/L | 1 | 8/12/2021 6:01:00 PM |
| 1,1,1-Trichloroethane | **ND** | 5.0 | | µg/L | 1 | 8/12/2021 6:01:00 PM |
| Carbon tetrachloride | **ND** | 5.0 | S | µg/L | 1 | 8/12/2021 6:01:00 PM |
| Bromodichloromethane | **ND** | 5.0 | | µg/L | 1 | 8/12/2021 6:01:00 PM |
| 1,2-Dichloropropane | **ND** | 5.0 | | µg/L | 1 | 8/12/2021 6:01:00 PM |
| cis-1,3-Dichloropropene | **ND** | 5.0 | | µg/L | 1 | 8/12/2021 6:01:00 PM |
| Trichloroethene | **ND** | 5.0 | | µg/L | 1 | 8/12/2021 6:01:00 PM |
| Dibromochloromethane | **ND** | 5.0 | | µg/L | 1 | 8/12/2021 6:01:00 PM |
| 1,1,2-Trichloroethane | **ND** | 5.0 | | µg/L | 1 | 8/12/2021 6:01:00 PM |
| Benzene | **ND** | 5.0 | | µg/L | 1 | 8/12/2021 6:01:00 PM |
| trans-1,3-Dichloropropene | **ND** | 5.0 | | µg/L | 1 | 8/12/2021 6:01:00 PM |
| Bromoform | **ND** | 5.0 | | µg/L | 1 | 8/12/2021 6:01:00 PM |
| 4-Methyl-2-pentanone | **ND** | 10 | | µg/L | 1 | 8/12/2021 6:01:00 PM |
| 2-Hexanone | **ND** | 10 | | µg/L | 1 | 8/12/2021 6:01:00 PM |
| Tetrachloroethene | **ND** | 5.0 | | µg/L | 1 | 8/12/2021 6:01:00 PM |
| 1,1,2,2-Tetrachloroethane | **ND** | 5.0 | | µg/L | 1 | 8/12/2021 6:01:00 PM |
| Toluene | **ND** | 5.0 | | µg/L | 1 | 8/12/2021 6:01:00 PM |
| Chlorobenzene | **ND** | 5.0 | | µg/L | 1 | 8/12/2021 6:01:00 PM |
| Ethylbenzene | **ND** | 5.0 | | µg/L | 1 | 8/12/2021 6:01:00 PM |
| Styrene | **ND** | 5.0 | | µg/L | 1 | 8/12/2021 6:01:00 PM |
| m,p-Xylene | **ND** | 5.0 | | µg/L | 1 | 8/12/2021 6:01:00 PM |
| o-Xylene | **ND** | 5.0 | | µg/L | 1 | 8/12/2021 6:01:00 PM |
| Methyl tert-butyl ether | **ND** | 5.0 | | µg/L | 1 | 8/12/2021 6:01:00 PM |
| Dichlorodifluoromethane | **ND** | 10 | | µg/L | 1 | 8/12/2021 6:01:00 PM |
| Methyl Acetate | **ND** | 5.0 | S | µg/L | 1 | 8/12/2021 6:01:00 PM |
| 1,1,2-Trichloro-1,2,2-trifluoroethane | **ND** | 5.0 | | µg/L | 1 | 8/12/2021 6:01:00 PM |
| Trichlorofluoromethane | **ND** | 5.0 | | µg/L | 1 | 8/12/2021 6:01:00 PM |

# Adirondack Environmental Services, Inc

**Date:** *17-Aug-21*

**CLIENT:** Frontier Technical Associates
**Work Order:** **210810035**
**Reference:** Plant M-GW / GW ET-979
**PO#:**

**Client Sample ID:** MW-70806
**Collection Date:** 8/6/2021
**Lab Sample ID:** 210810035-008
**Matrix:** GROUNDWATER

| Analyses | Result | RL | Qual | Units | DF | Date Analyzed |
|---|---|---|---|---|---|---|
| **VOLATILE ORGANICS EPA 8260C (SW5030C PREP)** | | | | | | Analyst: **SMD** |
| Cyclohexane | **ND** | 5.0 | | µg/L | 1 | 8/12/2021 6:01:00 PM |
| Methyl Cyclohexane | **ND** | 5.0 | S | µg/L | 1 | 8/12/2021 6:01:00 PM |
| 1,2-Dibromoethane | **ND** | 5.0 | | µg/L | 1 | 8/12/2021 6:01:00 PM |
| 1,3-Dichlorobenzene | **ND** | 5.0 | | µg/L | 1 | 8/12/2021 6:01:00 PM |
| Isopropylbenzene | **ND** | 5.0 | | µg/L | 1 | 8/12/2021 6:01:00 PM |
| 1,2-Dichlorobenzene | **ND** | 5.0 | | µg/L | 1 | 8/12/2021 6:01:00 PM |
| 1,4-Dichlorobenzene | **ND** | 5.0 | | µg/L | 1 | 8/12/2021 6:01:00 PM |
| 1,2-Dibromo-3-chloropropane | **ND** | 10 | S | µg/L | 1 | 8/12/2021 6:01:00 PM |
| 1,2,4-Trichlorobenzene | **ND** | 5.0 | | µg/L | 1 | 8/12/2021 6:01:00 PM |
| Surr: 1,2-Dichloroethane-d4 | **102** | 74-127 | | %REC | 1 | 8/12/2021 6:01:00 PM |
| Surr: 4-Bromofluorobenzene | **88.7** | 74-128 | | %REC | 1 | 8/12/2021 6:01:00 PM |
| Surr: Toluene-d8 | **86.9** | 75-127 | | %REC | 1 | 8/12/2021 6:01:00 PM |

Adirondack Environmental Services Inc.
314 North Pearl Street
Albany, NY 12207
518-434-4546 / FAX: 518-434-0891

**EXPERIENCE IS THE SOLUTION**

# CHAIN OF CUSTODY RECORD

AES Work Order#: 210810035

COC Reference:

**A full service analytical research laboratory offering solutions to environmental concerns**

Client Name: Frontier Technical Associates, Inc.

Address: 8675 Main Street, Williamsville, NY 14221

Send Report to: Kathy Wager

Project Name (Location): PLANT-M GW ET-979

Samplers Name: RON BRINSTON

Client Phone #: 716-634-2293

Client PO #:

Samplers Signature:

Client Email: kathy.wager@frontiertechnical.com

| AES Sample Number | Client Sample Identification & Location | Date Sampled | Time A=am P=pm | Sample Type Matrix | C | G | # of Cont's | Preservative | Analysis |
|---|---|---|---|---|---|---|---|---|---|
| 001 | MW-1B0806 | 8/6/21 | 1:22 A P | GW | | ✓ | 2 | 3 | 8260 TCL |
| 002 | MW-2A0806 | | 1:07 A P | | | ✓ | | | |
| 003 | MW-2B0806 | | 1:13 A P | | | ✓ | | | |
| 004 | MW-30806 | | 12:54 A P | | | ✓ | | | |
| 005 | MW-40806 | | 11:38 A P | | | ✓ | | | |
| 006 | MW-50806 | | 10:34 A P | | | ✓ | | | |
| 007 | MW-60806 | | 11:56 A P | | | ✓ | | | |
| 008 | MW-70806 | | 1:00 A P | | | ✓ | | | |
| | | | A P | | | | | | |
| | | | A P | | | | | | |
| | | | A P | | | | | | |
| | | | A P | | | | | | |
| | | | A P | | | | | | |
| | | | A P | | | | | | |
| | | | A P | | | | | | |
| | | | A P | | | | | | |

**Shipment Arrived Via:** FedEx UPS Client AES Other:

***Turnaround Time Requested:***

1 Day 2 Day 3 Day 5 Day Standard

NOTE: Samples received after 3:30pm are considered next business day.

Special Instructions/Remarks:

STD REPORT + EQUIS

QUOTE 5917

| Relinquished by: (Signature) | Received by: (Signature) | Date | Time |
|---|---|---|---|
| | FED EX | 8/9/21 | 3:30pm |
| Relinquished by: (Signature) | Received by: (Signature) | Date | Time |
| | | | |
| Relinquished by: (Signature) | Received for Laboratory by: | Date | Time |
| | | 8/10/21 | 2:00 |

**Sample Temperature**

Ambient ~ Chilled ~ Chilling Begun

Notes: 6°C

**Custody Seal Intact: Y / N**

**Bottles AES: Y / N**

**Properly Preserved: Y / N**

0=None
1=$H_2SO_4$ pH<2
2=$HNO_3$ pH<2
3=HCl pH<2
4=$Na_2S_2O_3$
5=$NH_4Cl$
6=Ascorbic Acid
7=FAS
8=ZnAc/NaOH pH>9
9=NaOH pH>10
10=Other_____

**Received Within Holding Times: Y / N**

Notes:

210810035

**FRONTIER TECHNICAL ASSOCIATES, INC.**
8675 Main Street, Williamsville, New York 14221 (716) 634-2293
*Environmental Monitoring and Consulting*

# GROUNDWATER MONITORING REPORT
# FOR
# MOOG SITE
# ELMA, NEW YORK
# FOURTH QUARTER 2021

ET-979-21-04

November 30, 2021

Prepared for:

Mr. Christopher Russin
Moog, Inc.,
160 Jamison Road
East Aurora, NY 14052

Prepared by:
Frontier Technical Associates, Inc.
8675 Main Street
Williamsville, NY 14221

## TABLE OF CONTENTS

# GROUNDWATER MONITORING REPORT
# FOR
# MOOG SITE
# ELMA, NEW YORK
# FOURTH QUARTER 2021

## INTRODUCTION

### Purpose

The purpose of this report is to document the groundwater conditions in eight wells at Moog, Inc. in support of a delisting of the site with NYSDEC. The wells are to be monitored quarterly and the results of the sampling and analysis are to be reported to Moog. Frontier Technical Associates, Inc. (FTA) has been contracted to provide monitoring and sampling. This report is to document the monitoring and analysis for the Fourth Quarter of 2021.

## MONITORING SYSTEM

The groundwater monitoring system consists of eight wells. The wells are located as shown on Figure 1 and are designated as follows:

| | | | |
|---|---|---|---|
| MW-1B | MW-2A | MW-2B | MW-3 |
| MW-4 | MW-5 | MW-6 | MW-7 |

The historical and current groundwater elevations are presented on Table 1.

## MONITORING METHODS

Groundwater samples were obtained from the eight wells. The samples were collected by Frontier Technical Associates, Inc. (FTA) under contract to Moog, Inc. The samples were analyzed by AES, Inc. under subcontract to Frontier Technical Associates.

### Sampling Procedures

The wells were sampled in accordance with the standard procedures specified by Moog, Inc. Prior to purging and sampling, the groundwater surface level was obtained. The wells were then purged to remove a minimum of three well volumes of standing water or until dry. All the wells were purged using dedicated polyethylene tubing connected to a peristaltic pump. The quantity of groundwater purged was measured.

The samples were collected with dedicated bailers. Samples for laboratory analysis were collected in pre-labeled glass vials as appropriate for the analysis. The samples were cooled to 4° C for shipment to the laboratory. The samples were transported to AES under proper chain-of-custody.

Field measurements for pH, specific conductance, temperature and turbidity were made immediately upon sample collection. Meters were calibrated prior to use. The results of the field measurements are presented on Table 2. The field data collection forms are presented in the Appendix to document the work at this site.

### Quality Assurance and Quality Control

Frontier Technical Associates, Inc. implemented the following quality assurance and quality control measures during this monitoring event to help ensure the quality and reliability of the data obtained:

- Laboratory surrogate recoveries were checked. Laboratory QA/QC is presented in the complete laboratory report in the Appendix.

## MONITORING RESULTS

### Water Quality Data

The groundwater monitoring results for this quarter are summarized on Table 3. Table 3 also includes any laboratory data qualifiers (if any). The evaluation of the water quality data includes an evaluation of the sample holding times, method blanks, and spike data. All these QA/QC measures are used to assess data usability. In addition, the data is reviewed by a senior environmental professional (Professional Engineer) for usability. The data is evaluated against the NYSDEC groundwater standard (Class GA) to aid in the interpretation of the significance of the results.

### Sample Holding Times

Sample holding times for each parameter are specified by each analytical method. All samples were analyzed within the allowable holding times.

### Data Usability

Based on a review of the sampling and analytical data and the quality control/quality assurance data, the data as presented in this report is usable for the purposes stated in the scope of work.

## GROUNDWATER

The groundwater pumping system has been turned off and the groundwater levels in the wells have risen and appear to have reached their equilibrium level. Figures 2 through 10 present the historical elevation plots for each of the wells. Groundwater elevations in many of the wells rise and fall together. The following observations are relevant to the evaluation of the groundwater levels.

- After the pumping was turned off, water levels in the Sump and Wells MW-2B, MW-3, MW-4, MW-6 and MW-7 increased. It appears that the operation of the sump impacts the water elevations at these locations.

- Groundwater elevations in wells MW-1B, MW-2A and MW-5 appear to be unaffected by the operation of the sump.

- Monitoring well MW-2A and MW-5 appear to be affected by seasonal variations. Late summer and early fall represent the lowest groundwater elevations.

## EVALUATION OF MONITORING RESULTS

Tables 2 and 3 summarize the groundwater monitoring results for this quarter. Based on the available results, the data appears to be consistent with prior sampling events. pH measurements ranged from 6.71 to 7.71. Turbidity was less than 50 NTUs in all wells except MW-2A. Specific conductance ranged from 674 to 4,360 uhmos/cm.

The concentration of volatile organic compounds for this quarter are presented on Table 3. Figure 11 is a plot of the CFC 113 in well MW-2B. Figures 12, 13, 14 and 15 are plots of several potential indicator compounds with time in Well MW-2B. Contamination in the other wells on site is not present. All trends are tentative at this time and should be further evaluated as additional information becomes available.

# FIGURE 1

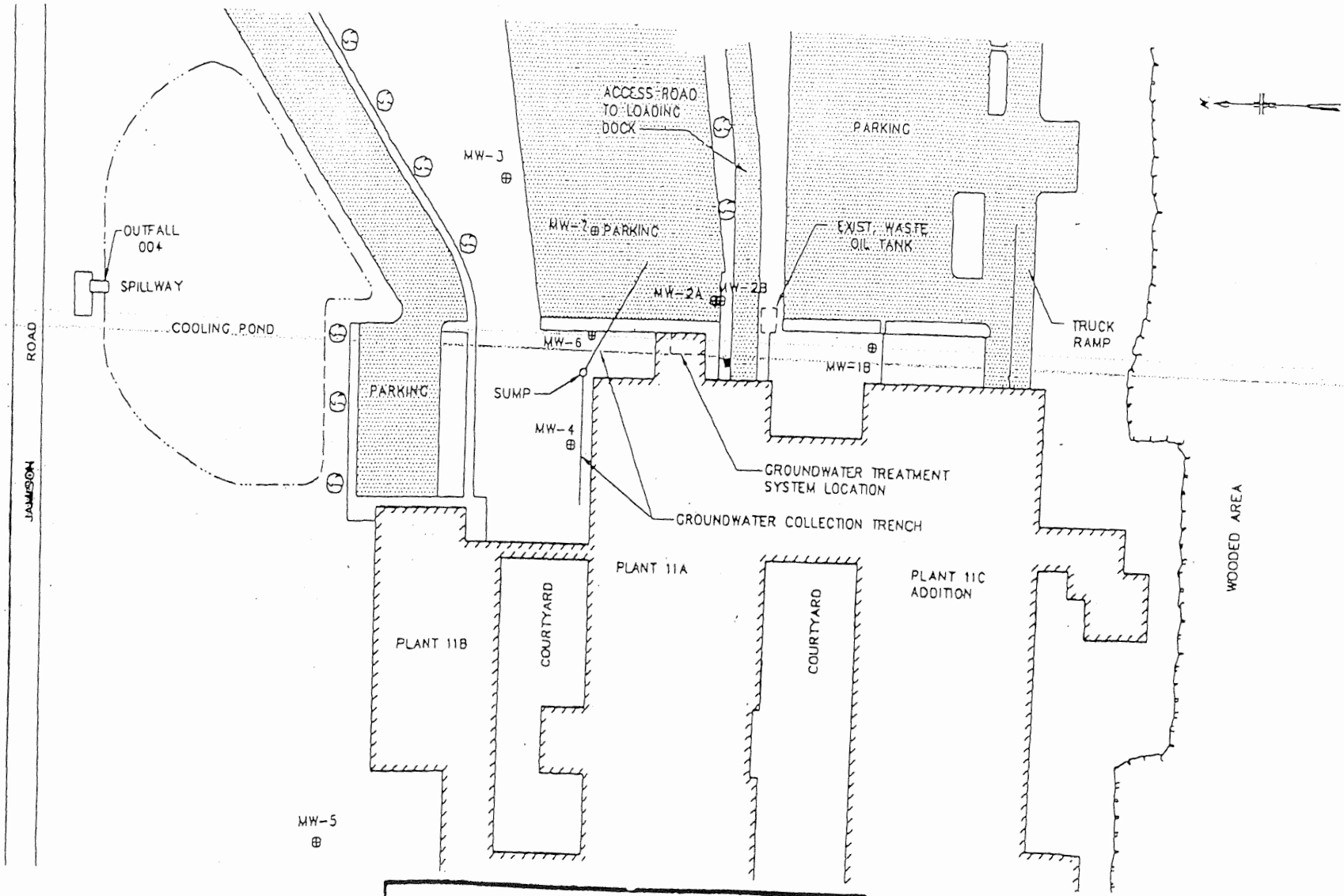


EAST AURORA PLANT 11
GROUNDWATER REMEDIATION SYSTEM
PERFORMANCE MONITORING
**MONITORING WELL LOCATIONS**

MOOG, INC.

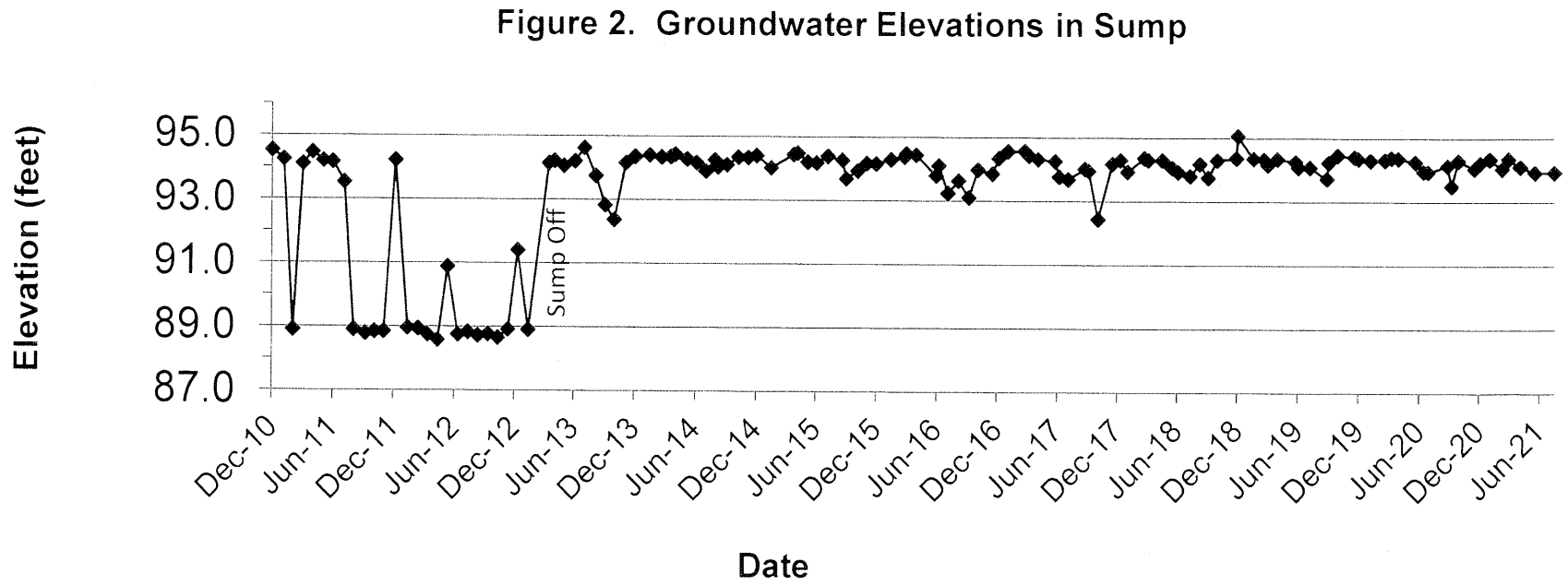
Figure 2. Groundwater Elevations in Sump
Elevation (feet)
95.0
93.0
91.0
89.0
87.0
Sump Off
Dec-10
Jun-11
Dec-11
Jun-12
Dec-12
Jun-13
Dec-13
Jun-14
Dec-14
Jun-15
Dec-15
Jun-16
Dec-16
Jun-17
Dec-17
Jun-18
Dec-18
Jun-19
Dec-19
Jun-20
Dec-20
Jun-21
Date

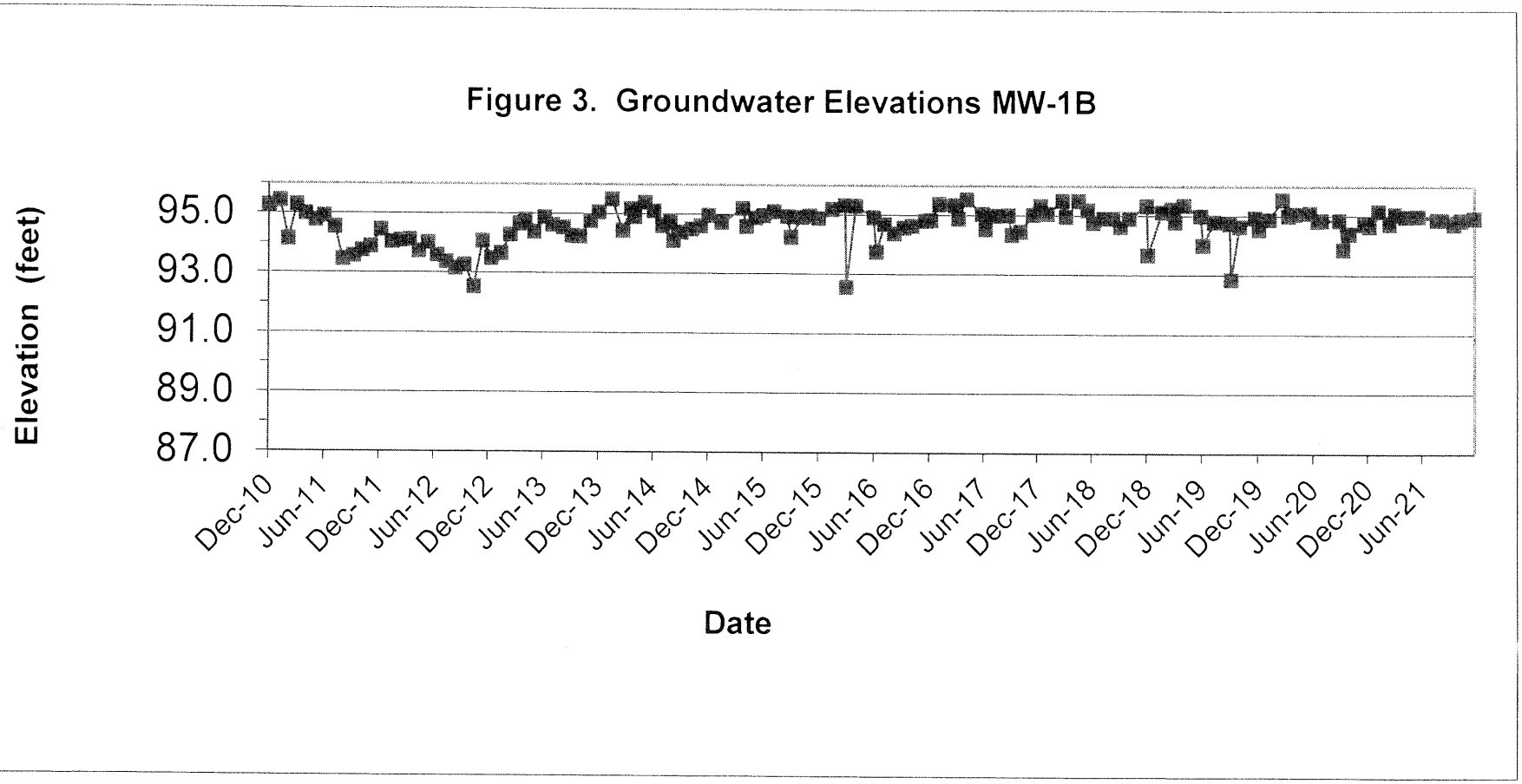
Figure 3. Groundwater Elevations MW-1B
Elevation (feet)
95.0
93.0
91.0
89.0
87.0
Dec-10
Jun-11
Dec-11
Jun-12
Dec-12
Jun-13
Dec-13
Jun-14
Dec-14
Jun-15
Dec-15
Jun-16
Dec-16
Jun-17
Dec-17
Jun-18
Dec-18
Jun-19
Dec-19
Jun-20
Dec-20
Jun-21
Date

Figure 4. Groundwater Elevations MW-2A

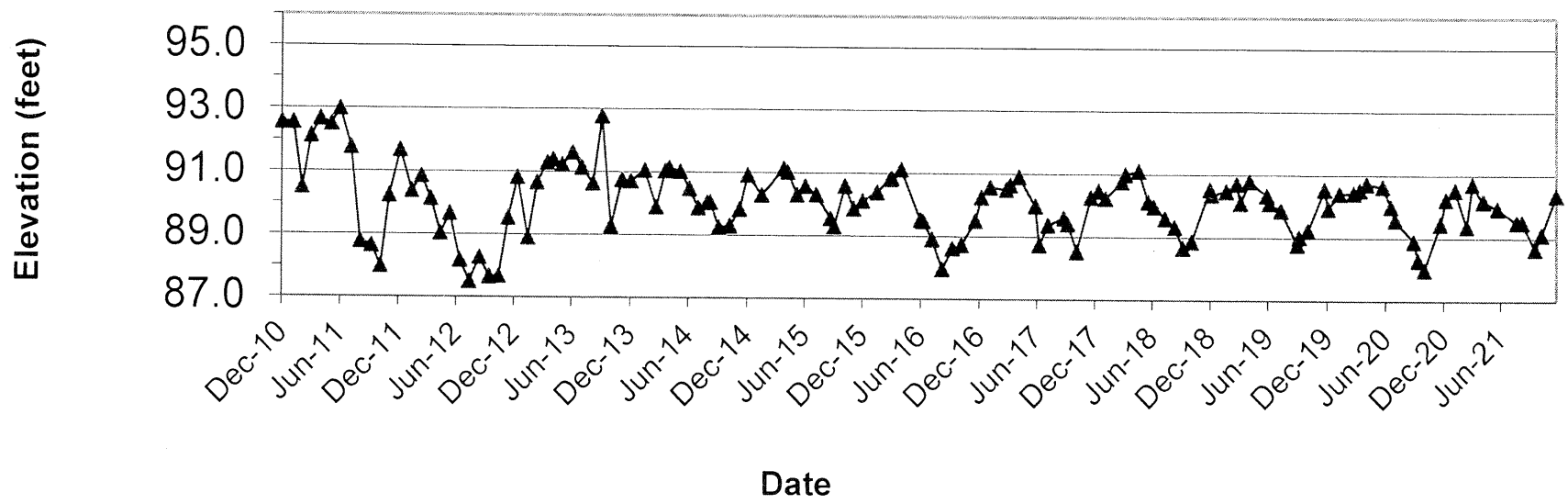

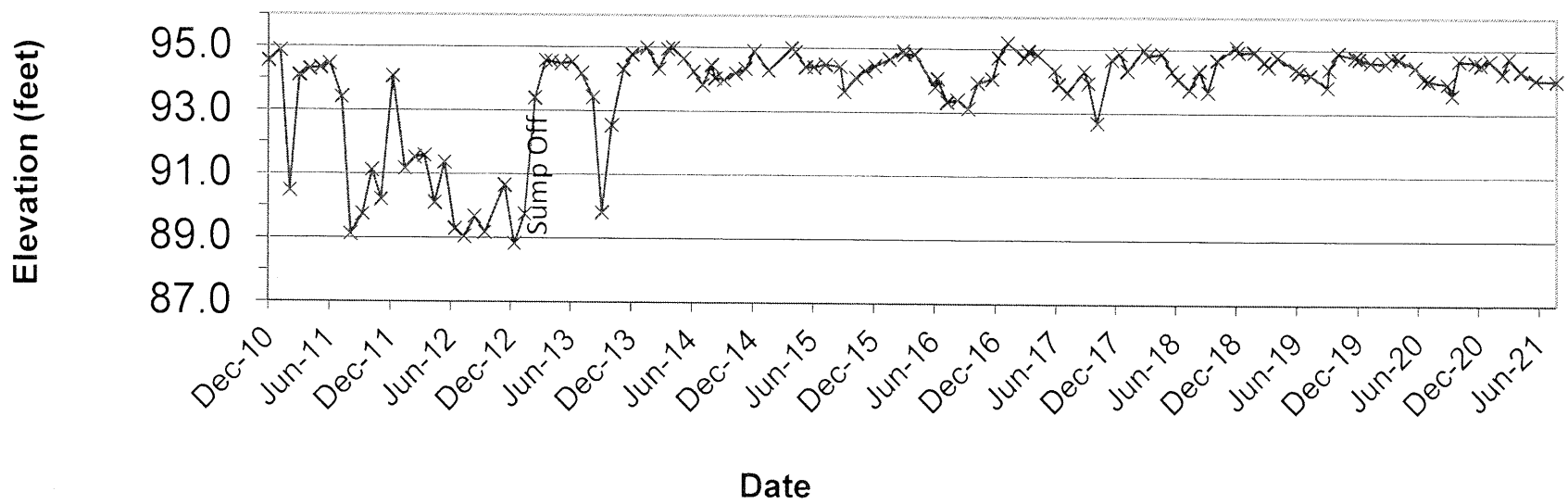
Figure 5. Groundwater Elevations MW-2B
Elevation (feet)
95.0
93.0
91.0
89.0
87.0
Sump Off
Dec-10
Jun-11
Dec-11
Jun-12
Dec-12
Jun-13
Dec-13
Jun-14
Dec-14
Jun-15
Dec-15
Jun-16
Dec-16
Jun-17
Dec-17
Jun-18
Dec-18
Jun-19
Dec-19
Jun-20
Dec-20
Jun-21
Date

Figure 6. Groundwater Elevations MW-3

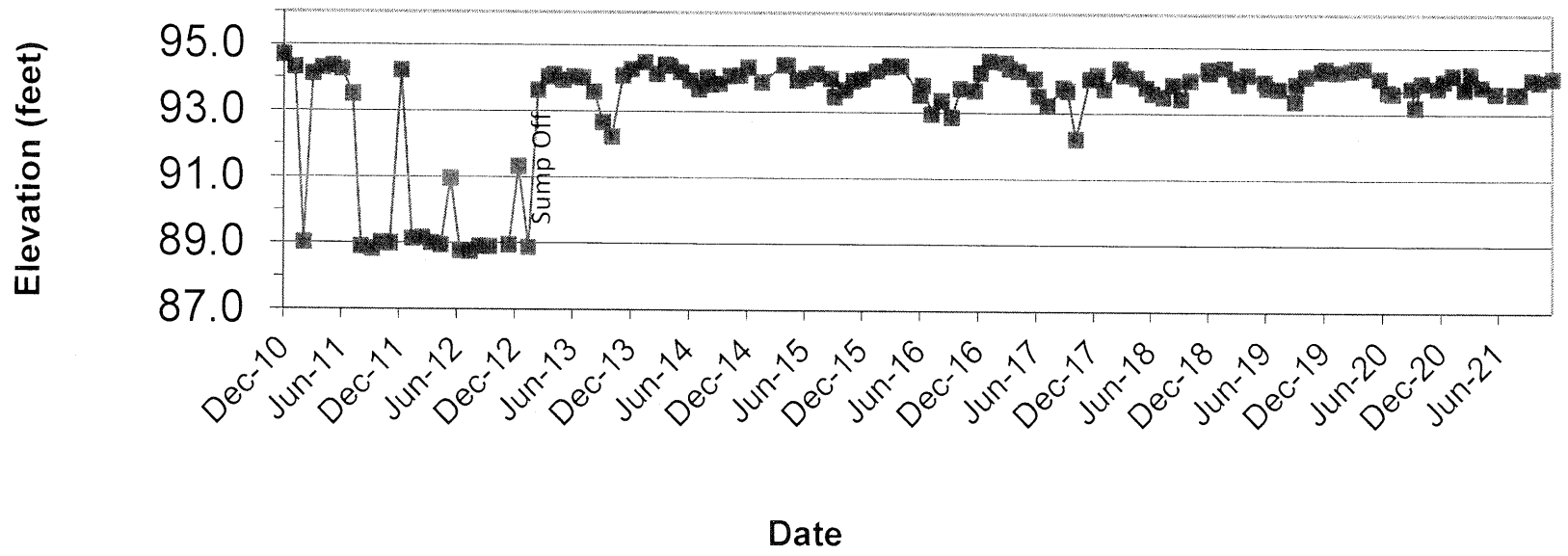

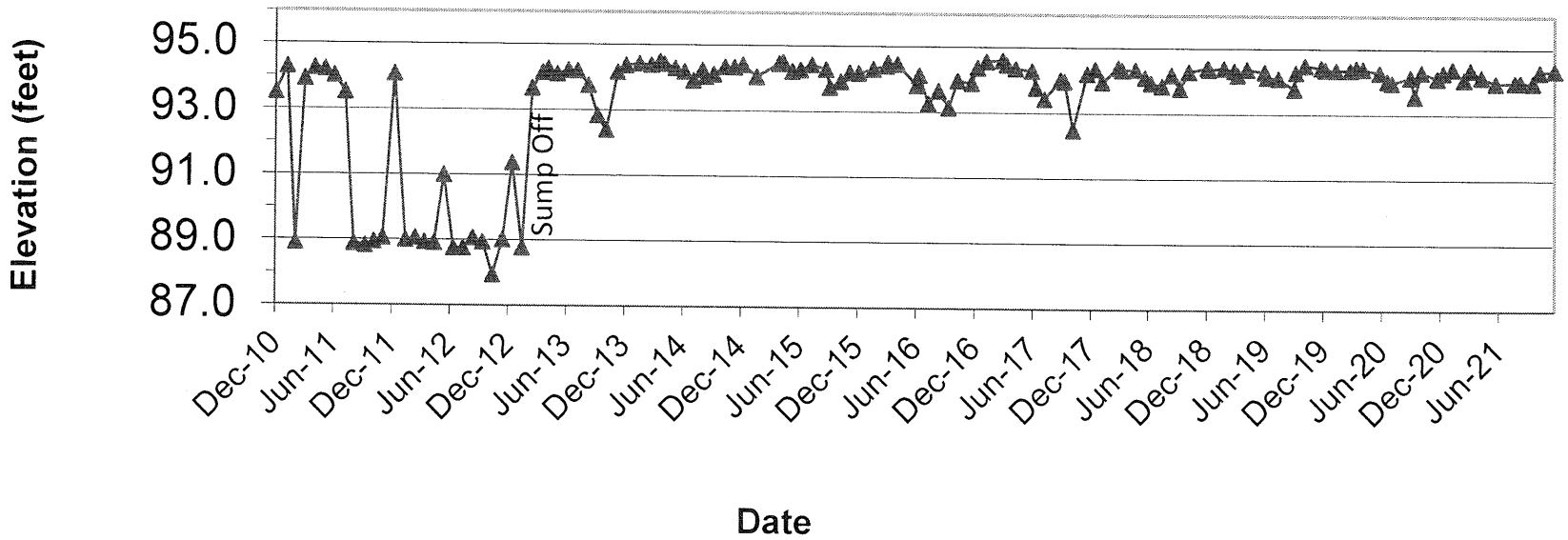
Figure 7. Groundwater Elevations MW-4
Elevation (feet)
95.0
93.0
91.0
89.0
87.0
Sump Off
Dec-10
Jun-11
Dec-11
Jun-12
Dec-12
Jun-13
Dec-13
Jun-14
Dec-14
Jun-15
Dec-15
Jun-16
Dec-16
Jun-17
Dec-17
Jun-18
Dec-18
Jun-19
Dec-19
Jun-20
Dec-20
Jun-21
Date

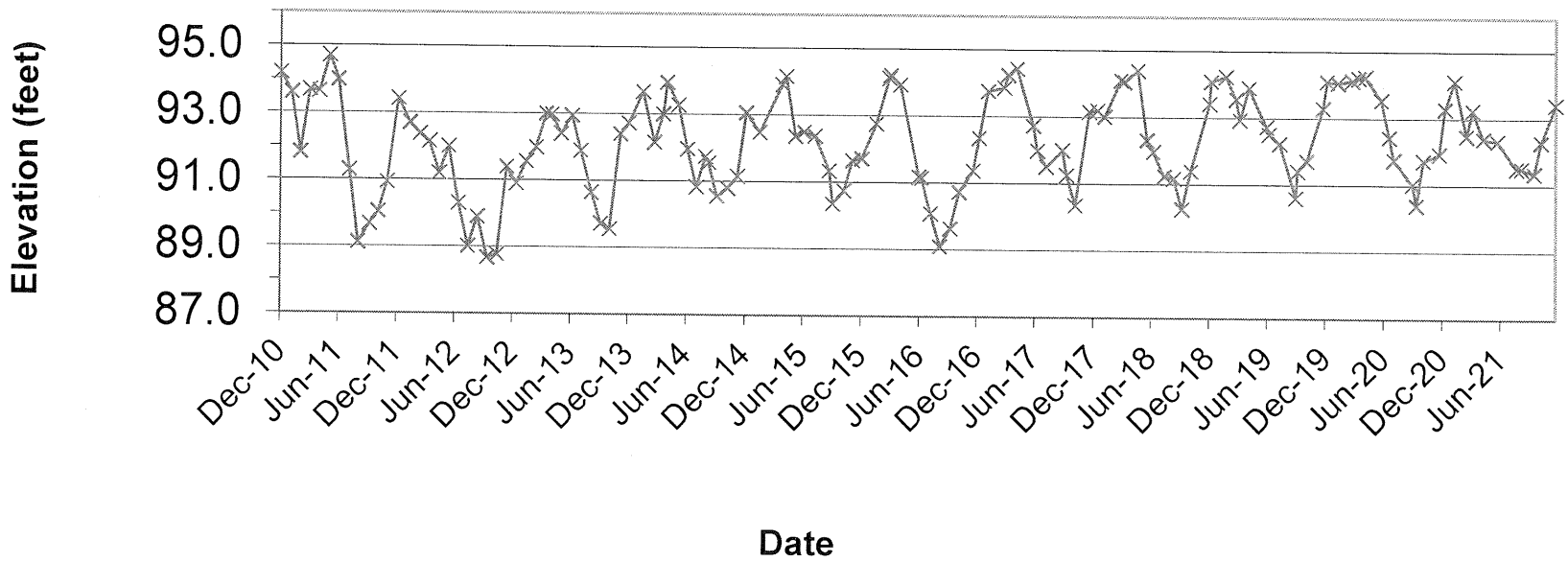
Figure 8. Groundwater Elevations MW-5
Elevation (feet)
95.0
93.0
91.0
89.0
87.0
Dec-10
Jun-11
Dec-11
Jun-12
Dec-12
Jun-13
Dec-13
Jun-14
Dec-14
Jun-15
Dec-15
Jun-16
Dec-16
Jun-17
Dec-17
Jun-18
Dec-18
Jun-19
Dec-19
Jun-20
Dec-20
Jun-21
Date

## Figure 9. Groundwater Elevations MW-6

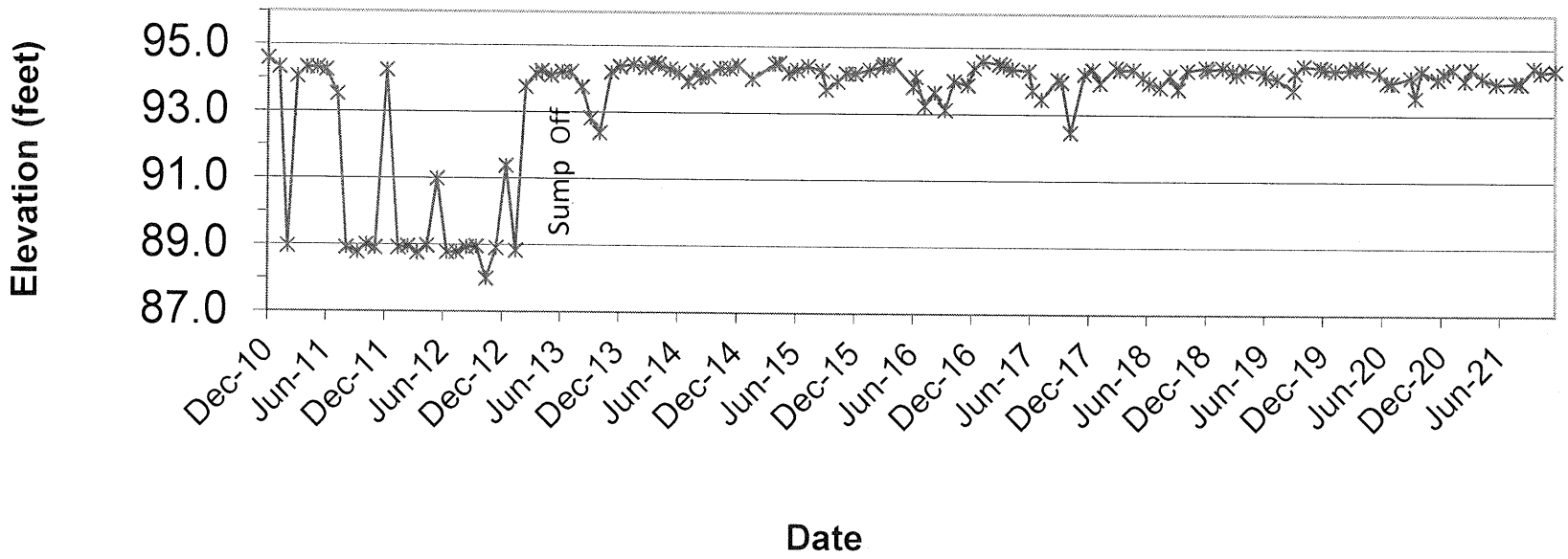

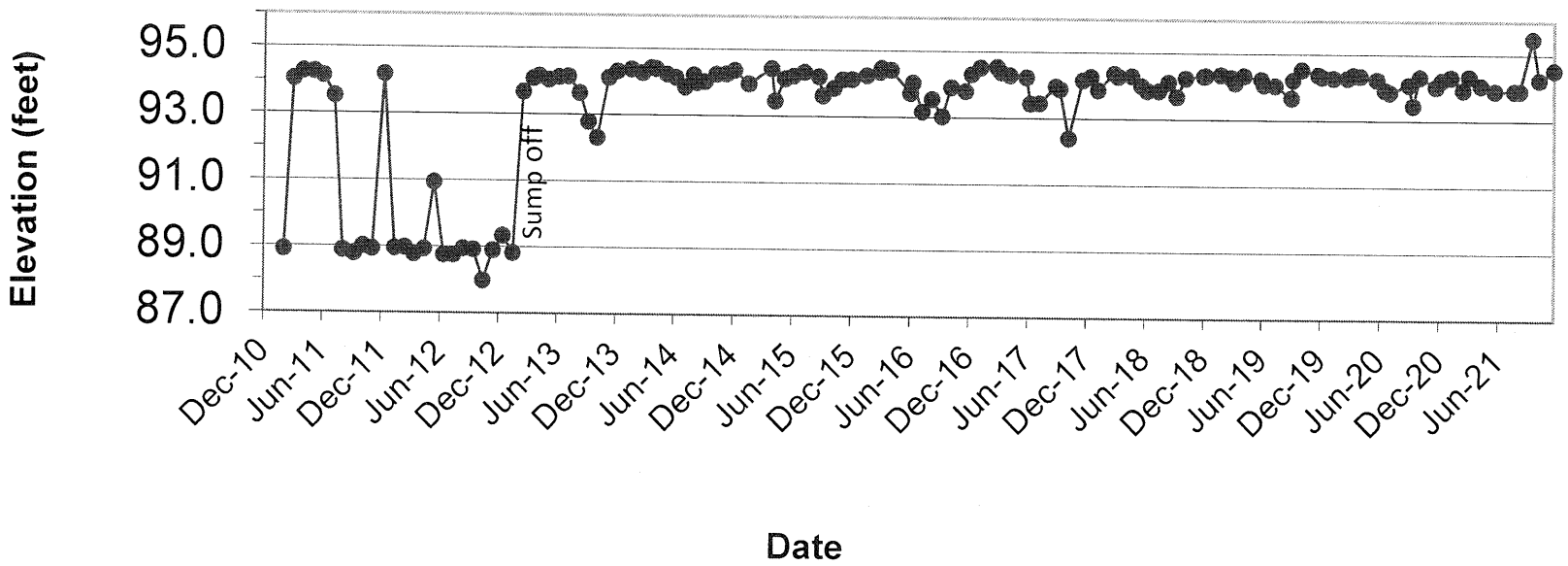
Figure 10. Groundwater Elevations MW-7
Elevation (feet)
95.0
93.0
91.0
89.0
87.0
Sump off
Dec-10
Jun-11
Dec-11
Jun-12
Dec-12
Jun-13
Dec-13
Jun-14
Dec-14
Jun-15
Dec-15
Jun-16
Dec-16
Jun-17
Dec-17
Jun-18
Dec-18
Jun-19
Dec-19
Jun-20
Dec-20
Jun-21
Date

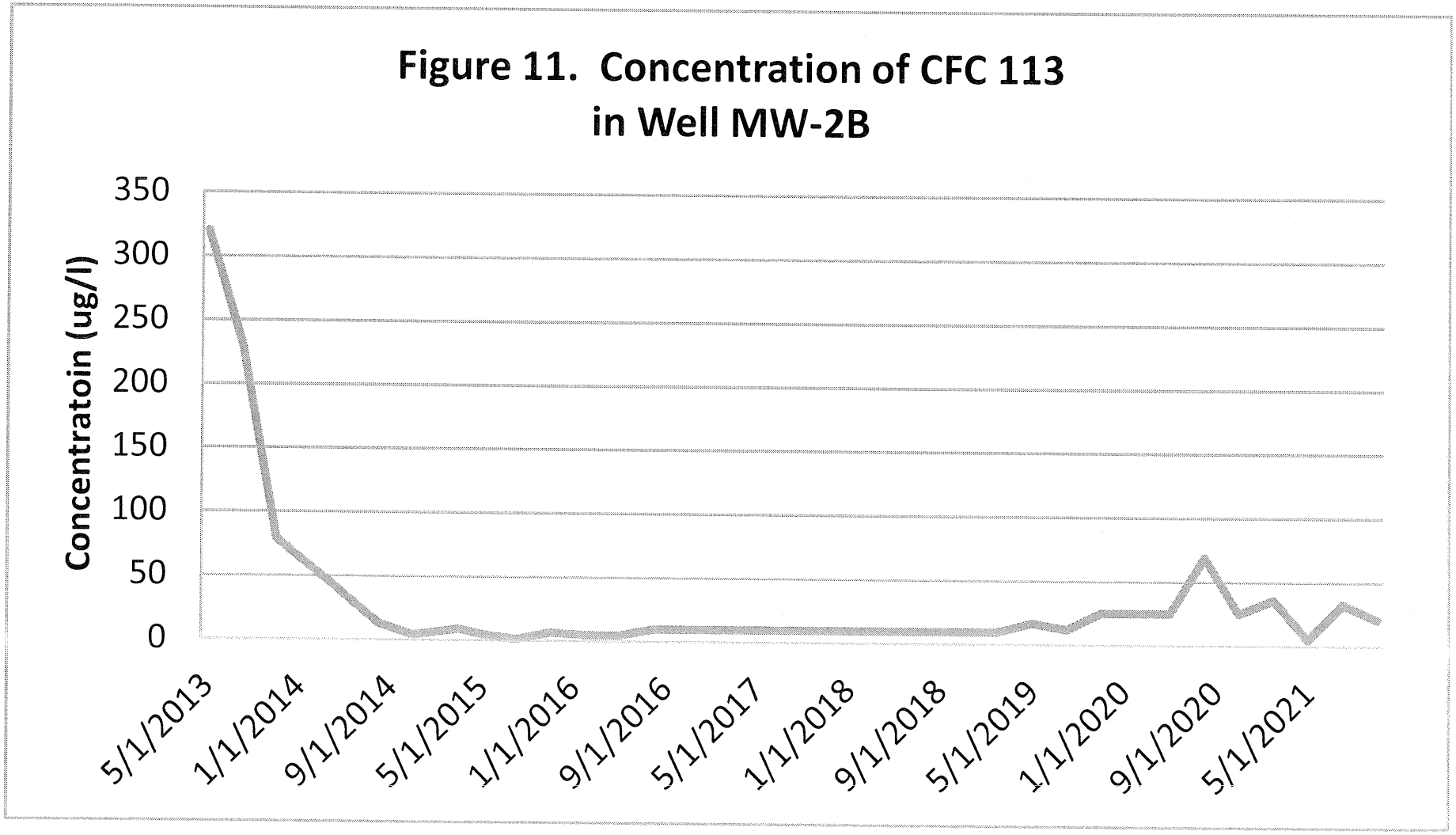
Figure 11. Concentration of CFC 113
in Well MW-2B
Concentratoin (ug/l)
350
300
250
200
150
100
50
0
5/1/2013
1/1/2014
9/1/2014
5/1/2015
1/1/2016
9/1/2016
5/1/2017
1/1/2018
9/1/2018
5/1/2019
1/1/2020
9/1/2020
5/1/2021

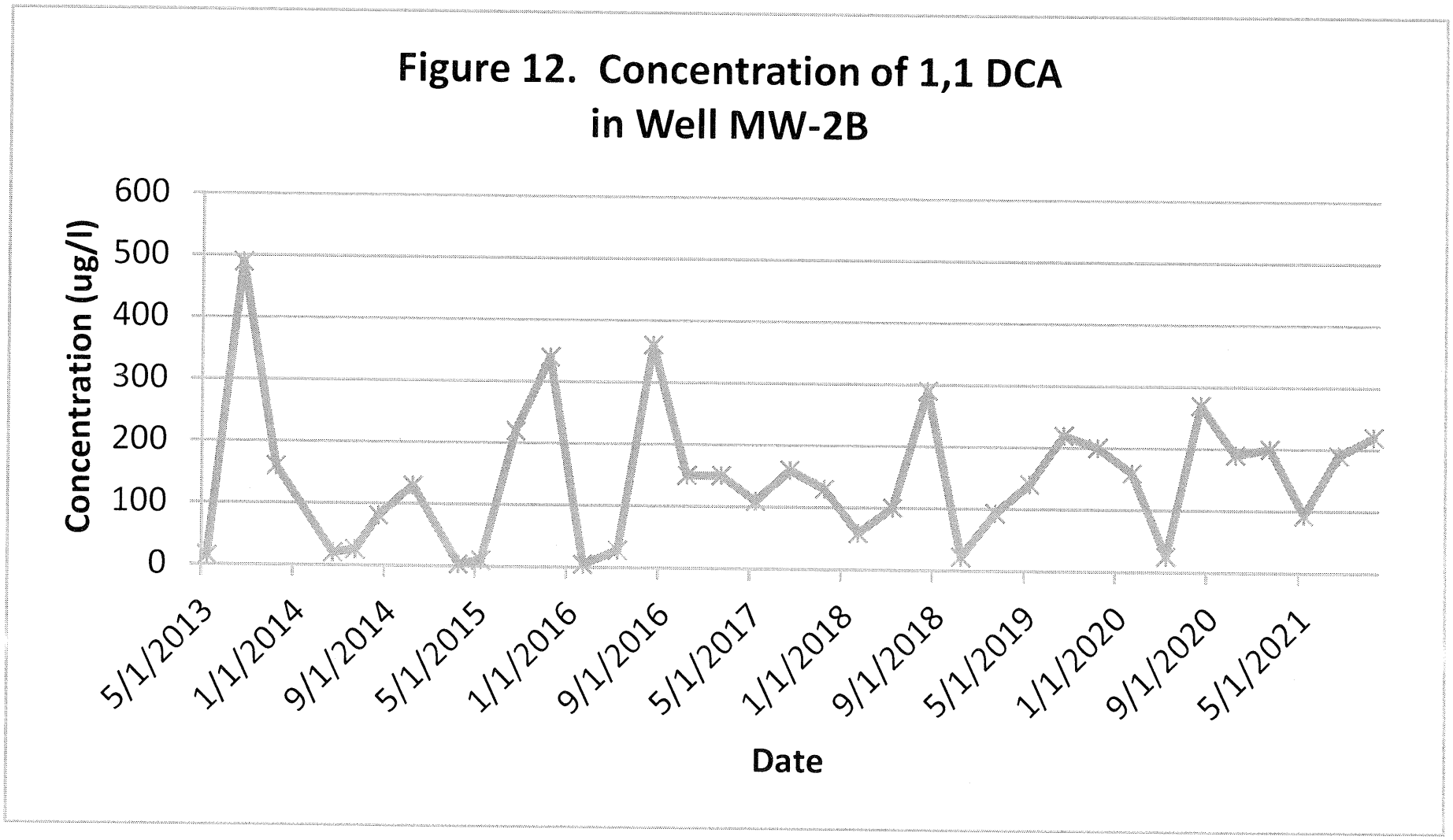
Figure 12. Concentration of 1,1 DCA
in Well MW-2B
Concentration (ug/l)
600
500
400
300
200
100
0
5/1/2013
1/1/2014
9/1/2014
5/1/2015
1/1/2016
9/1/2016
5/1/2017
1/1/2018
9/1/2018
5/1/2019
1/1/2020
9/1/2020
5/1/2021
Date

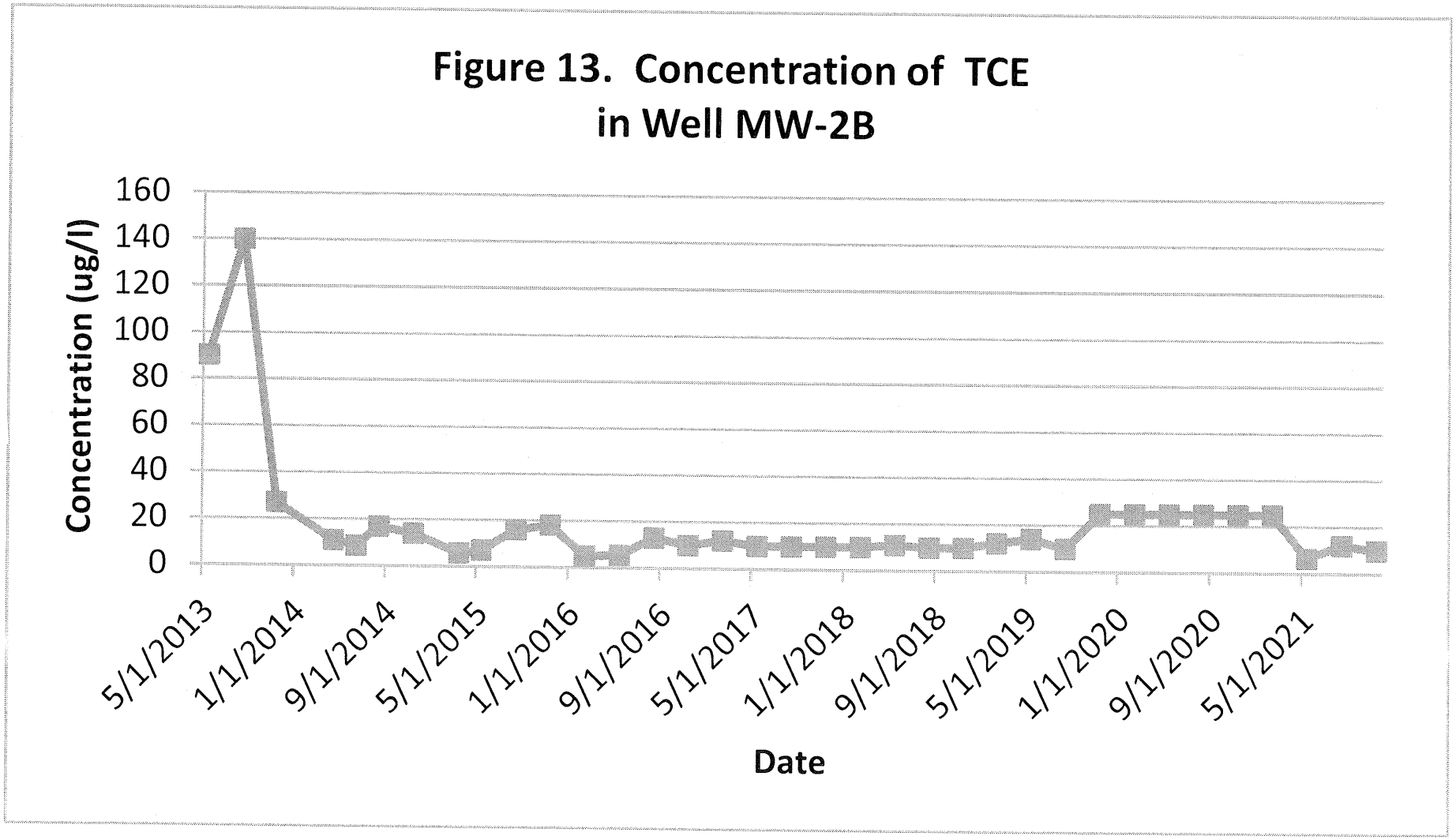
Figure 13. Concentration of TCE
in Well MW-2B
Concentration (ug/l)
160
140
120
100
80
60
40
20
0
5/1/2013
1/1/2014
9/1/2014
5/1/2015
1/1/2016
9/1/2016
5/1/2017
1/1/2018
9/1/2018
5/1/2019
1/1/2020
9/1/2020
5/1/2021
Date

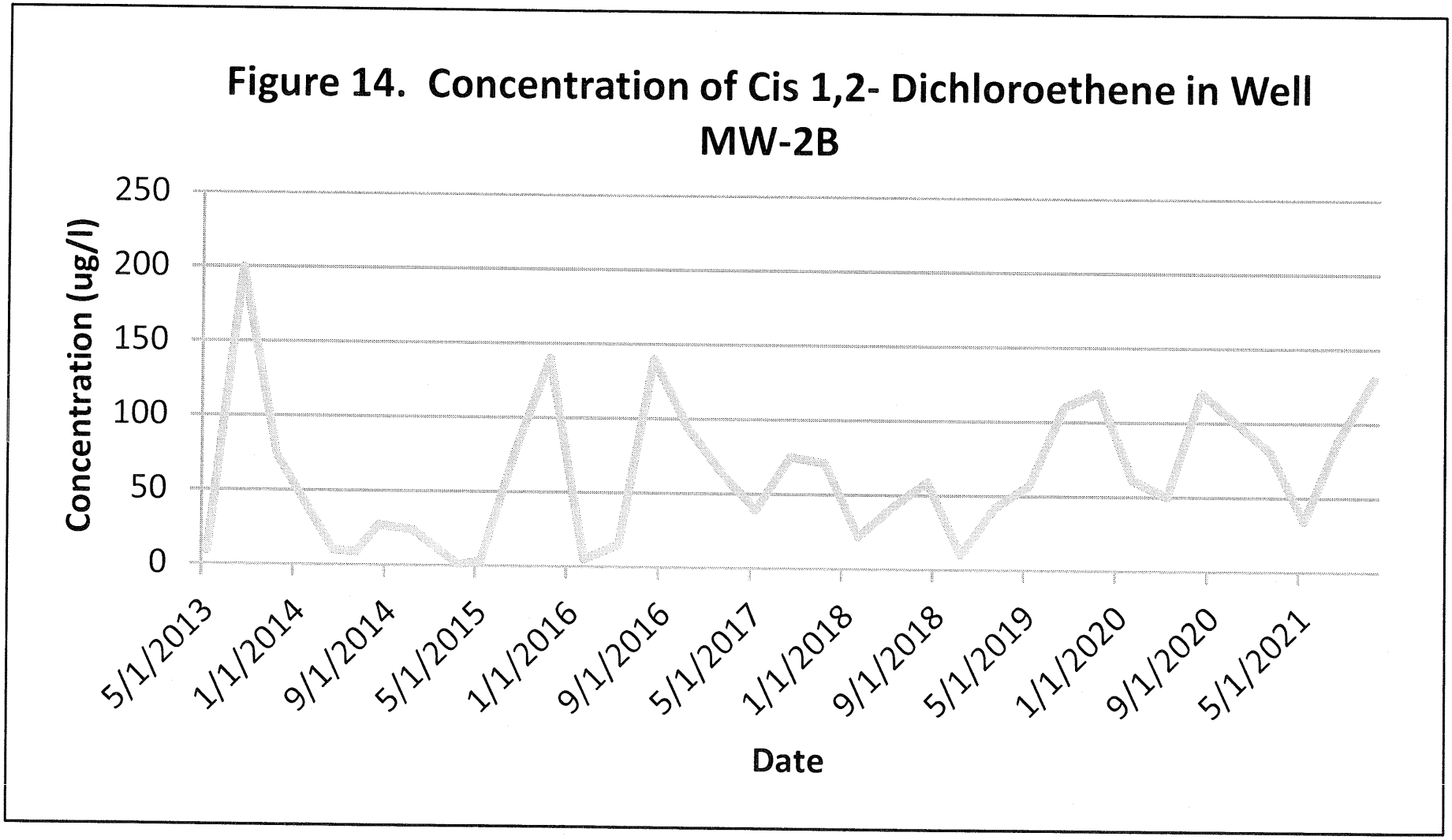
Figure 14. Concentration of Cis 1,2- Dichloroethene in Well MW-2B
Concentration (ug/l)
250
200
150
100
50
0
5/1/2013
1/1/2014
9/1/2014
5/1/2015
1/1/2016
9/1/2016
5/1/2017
1/1/2018
9/1/2018
5/1/2019
1/1/2020
9/1/2020
5/1/2021
Date

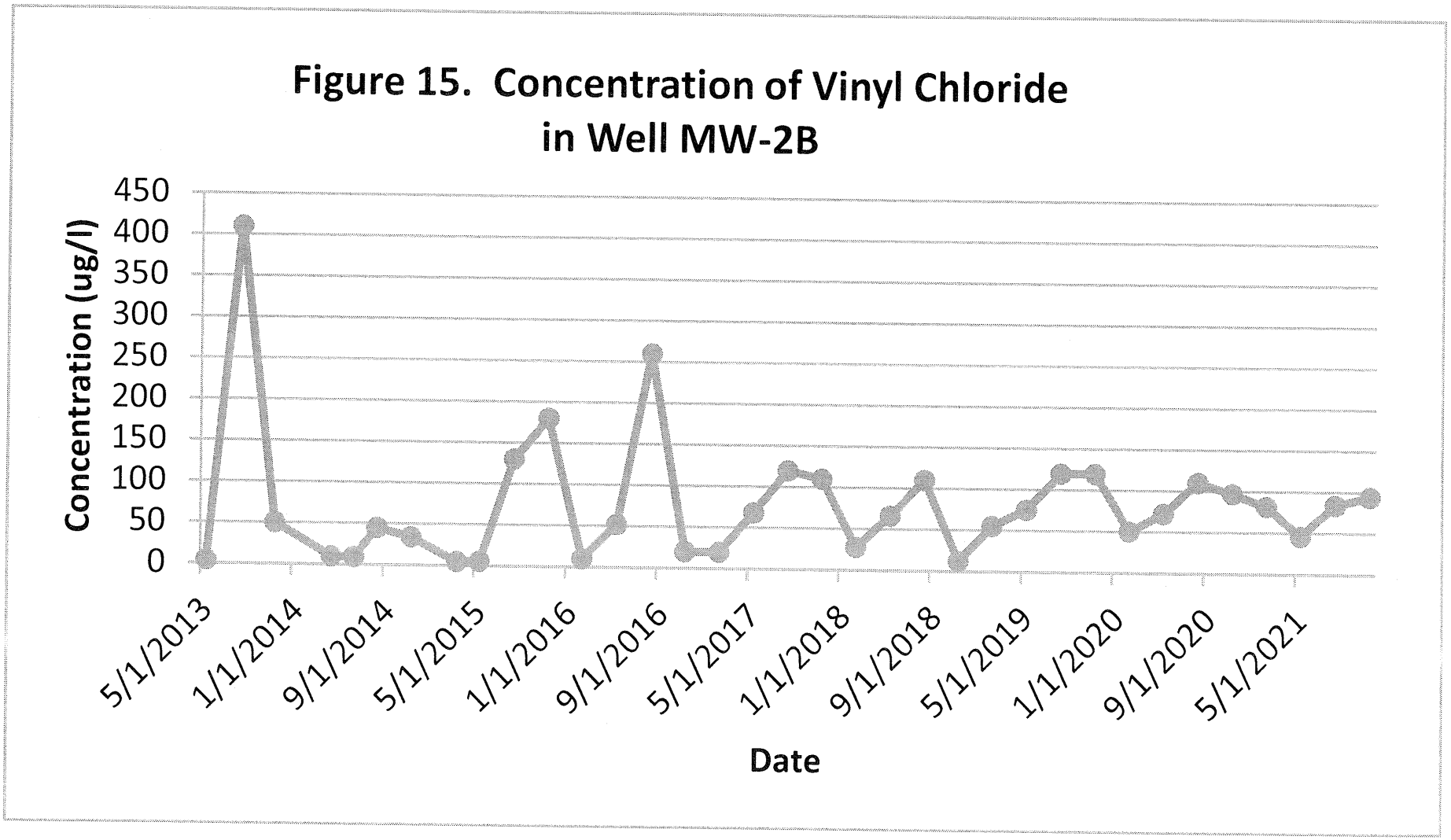
Figure 15. Concentration of Vinyl Chloride in Well MW-2B
Concentration (ug/l)
450
400
350
300
250
200
150
100
50
0
5/1/2013
1/1/2014
9/1/2014
5/1/2015
1/1/2016
9/1/2016
5/1/2017
1/1/2018
9/1/2018
5/1/2019
1/1/2020
9/1/2020
5/1/2021
Date

Table 1. Groundwater Elevations at Moog

| Date | Sump | MW-1B | MW-2A | MW-2B | MW-3 | MW-4 | MW-5 | MW-6 | MW-7 |
|---|---|---|---|---|---|---|---|---|---|
| Dec-10 | 94.52 | 95.27 | 92.55 | 94.55 | 94.70 | 93.49 | 94.18 | 94.58 | 95.00 |
| Jan-11 | 94.24 | 95.43 | 92.55 | 94.87 | 94.32 | 94.29 | 93.60 | 94.32 | 94.26 |
| Feb-11 | 88.90 | 94.14 | 90.48 | 90.47 | 89.02 | 88.91 | 91.81 | 88.95 | 88.90 |
| Mar-11 | 94.10 | 95.29 | 92.11 | 94.10 | 94.12 | 93.92 | 93.68 | 94.04 | 94.03 |
| Apr-11 | 94.47 | 94.99 | 92.67 | 94.29 | 94.30 | 94.25 | 93.63 | 94.31 | 94.26 |
| May-11 | 94.20 | 94.78 | 92.49 | 94.33 | 94.36 | 94.22 | 94.70 | 94.31 | 94.24 |
| Jun-11 | 94.16 | 94.92 | 92.98 | 94.46 | 94.26 | 94.02 | 93.98 | 94.25 | 94.13 |
| Jul-11 | 93.53 | 94.55 | 91.76 | 93.42 | 93.50 | 93.52 | 91.29 | 93.53 | 93.52 |
| Aug-11 | 88.90 | 93.45 | 88.77 | 89.13 | 88.88 | 88.89 | 89.12 | 88.92 | 88.88 |
| Sep-11 | 88.78 | 93.57 | 88.64 | 89.74 | 88.82 | 88.82 | 89.67 | 88.78 | 88.78 |
| Oct-11 | 88.83 | 93.75 | 87.99 | 91.12 | 89.02 | 88.94 | 90.04 | 89.00 | 89.01 |
| Nov-11 | 88.85 | 93.89 | 90.22 | 90.20 | 88.99 | 89.06 | 90.93 | 88.91 | 88.92 |
| Dec-11 | 94.22 | 94.45 | 91.68 | 94.06 | 94.22 | 94.08 | 93.43 | 94.24 | 94.18 |
| Jan-12 | 88.95 | 94.04 | 90.38 | 91.17 | 89.13 | 88.99 | 92.70 | 88.91 | 88.94 |
| Feb-12 | 88.93 | 94.09 | 90.85 | 91.52 | 89.16 | 89.07 | 92.37 | 88.95 | 88.96 |
| Mar-12 | 88.75 | 94.11 | 90.14 | 91.57 | 89.00 | 88.93 | 92.15 | 88.76 | 88.77 |
| Apr-12 | 88.58 | 93.73 | 89.03 | 90.10 | 88.94 | 88.92 | 91.20 | 88.97 | 88.92 |
| May-12 | 90.88 | 94.03 | 89.66 | 91.36 | 90.95 | 90.99 | 92.00 | 90.99 | 90.93 |
| Jun-12 | 88.75 | 93.59 | 88.18 | 89.29 | 88.77 | 88.75 | 90.30 | 88.78 | 88.75 |
| Jul-12 | 88.82 | 93.38 | 87.50 | 89.04 | 88.74 | 88.76 | 89.01 | 88.79 | 88.75 |
| Aug-12 | 88.72 | 93.16 | 88.27 | 89.68 | 88.91 | 89.07 | 89.90 | 88.93 | 88.94 |
| Sep-12 | 88.76 | 93.27 | 87.66 | 89.17 | 88.88 | 88.94 | 88.67 | 88.95 | 88.91 |
| Oct-12 | 88.65 | 92.54 | 87.67 | | | 87.94 | 88.77 | 87.99 | 87.98 |
| Nov-12 | 88.91 | 94.07 | 89.53 | 90.66 | 88.95 | 89.02 | 91.40 | 88.91 | 88.89 |
| Dec-12 | 91.40 | 93.49 | 90.82 | 88.83 | 91.32 | 91.37 | 90.90 | 91.38 | 89.33 |
| Jan-13 | 88.90 | 93.66 | 88.90 | 89.75 | 88.87 | 88.78 | 91.57 | 88.83 | 88.81 |
| Feb-13 | | 94.29 | 90.66 | 93.40 | 93.63 | 93.66 | 91.98 | 93.75 | 93.67 |
| Mar-13 | 94.13 | 94.66 | 91.29 | 94.57 | 94.03 | 94.14 | 92.99 | 94.15 | 94.08 |
| Apr-13 | 94.21 | 94.79 | 91.40 | 94.54 | 94.11 | 94.25 | 92.97 | 94.23 | 94.16 |
| May-13 | 94.06 | 94.38 | 91.22 | 94.47 | 93.94 | 94.10 | 92.39 | 94.10 | 94.04 |
| Jun-13 | 94.20 | 94.88 | 91.61 | 94.53 | 94.05 | 94.21 | 92.94 | 94.20 | 94.13 |
| Jul-13 | 94.62 | 94.62 | 91.14 | 94.17 | 94.01 | 94.20 | 91.90 | 94.21 | 94.15 |
| Aug-13 | 93.74 | 94.54 | 90.63 | 93.42 | 93.58 | 93.75 | 90.64 | 93.75 | 93.65 |
| Sep-13 | 92.82 | 94.25 | 92.77 | 89.80 | 92.66 | 92.83 | 89.72 | 92.81 | 92.78 |
| Oct-13 | 92.36 | 94.23 | 89.27 | 92.54 | 92.23 | 92.39 | 89.56 | 92.38 | 92.31 |
| Nov-13 | 94.15 | 94.75 | 90.75 | 94.29 | 94.08 | 94.16 | 92.39 | 94.19 | 94.11 |
| Dec-13 | 94.35 | 95.06 | 90.70 | 94.77 | 94.27 | 94.37 | 92.72 | 94.37 | 94.31 |
| Jan-13 | 94.39 | 95.49 | 91.05 | 94.97 | 94.48 | 94.43 | 93.66 | 94.43 | 94.37 |
| Feb-14 | 94.34 | 94.44 | 89.88 | 94.32 | 94.13 | 94.38 | 92.15 | 94.35 | 94.27 |
| Mar-14 | 94.35 | 95.17 | 91.03 | 94.95 | 94.41 | 94.50 | 93.00 | 94.49 | 94.42 |
| Apr-14 | 94.42 | 94.90 | 91.13 | 94.98 | 94.38 | 94.43 | 93.95 | 94.44 | 94.40 |
| May-14 | 94.27 | 95.38 | 91.02 | 94.65 | 94.20 | 94.29 | 93.27 | 94.30 | 94.23 |
| Jun-14 | 94.17 | 95.10 | 90.47 | 94.24 | 93.94 | 94.19 | 91.96 | 94.20 | 94.14 |
| Jul-14 | 93.90 | 94.60 | 89.86 | 93.82 | 93.68 | 93.92 | 90.82 | 93.92 | 93.84 |
| Aug-14 | 94.02 | 94.10 | 90.05 | 94.03 | 93.83 | 94.04 | 91.55 | 94.04 | 93.98 |
| Sep-14 | 94.10 | 94.39 | 89.25 | 93.99 | 93.85 | 94.11 | 90.56 | 94.10 | 94.02 |
| Oct-14 | 94.34 | 94.49 | 89.29 | 94.19 | 94.09 | 94.34 | 90.80 | 94.34 | 94.24 |

Table 1. Groundwater Elevations at Moog

| Date | Sump | MW-1B | MW-2A | MW-2B | MW-3 | MW-4 | MW-5 | MW-6 | MW-7 |
|---|---|---|---|---|---|---|---|---|---|
| Dec-14 | 94.39 | 94.96 | 90.92 | 94.90 | 94.35 | 94.41 | 93.05 | 94.42 | 94.36 |
| Jan-15 | 94.01 | 94.73 | 90.28 | 94.29 | 93.91 | 94.05 | 92.47 | 94.02 | 93.96 |
| Mar-15 | 94.44 | 95.20 | 91.13 | 94.99 | 94.43 | 94.45 | 93.90 | 94.48 | 94.43 |
| Apr-15 | 94.48 | 94.59 | 91.02 | 94.88 | 94.41 | 94.50 | 94.15 | 94.50 | 93.45 |
| May-15 | 94.20 | 94.88 | 90.29 | 94.40 | 93.96 | 94.22 | 92.36 | 94.21 | 94.13 |
| Jun-15 | 94.18 | 94.96 | 90.57 | 94.40 | 94.03 | 94.26 | 92.49 | 94.29 | 94.21 |
| Jul-15 | 94.38 | 95.10 | 90.30 | 94.49 | 94.16 | 94.42 | 92.37 | 94.41 | 94.33 |
| Aug-15 | 94.26 | 94.94 | 89.55 | 94.42 | 94.01 | 94.28 | 91.33 | 94.28 | 94.20 |
| Sep-15 | 93.68 | 94.23 | 89.29 | 93.63 | 93.46 | 93.73 | 90.35 | 93.71 | 93.63 |
| Oct-15 | 93.93 | 94.92 | 90.58 | 94.07 | 93.68 | 93.92 | 90.75 | 93.96 | 93.86 |
| Nov-15 | 94.17 | 94.96 | 89.87 | 94.29 | 93.95 | 94.19 | 91.65 | 94.19 | 94.12 |
| Dec-15 | 94.15 | 94.88 | 90.12 | 94.44 | 94.01 | 94.18 | 91.70 | 94.20 | 94.13 |
| Jan-16 | 94.28 | 95.19 | 90.39 | 94.67 | 94.25 | 94.31 | 92.75 | 94.31 | 94.25 |
| Feb-16 | 94.37 | 95.32 | 90.81 | 94.93 | 94.41 | 94.40 | 94.12 | 94.41 | 94.35 |
| Mar-16 | 94.48 | 92.57 | 90.83 | 94.82 | 94.38 | 94.50 | 94.20 | 94.49 | 94.47 |
| Apr-16 | 94.44 | 95.30 | 91.11 | 94.83 | 94.40 | 94.46 | 93.93 | 94.47 | 94.42 |
| May-16 | 93.79 | 94.92 | 89.52 | 93.80 | 93.54 | 93.81 | 91.17 | 93.81 | 93.73 |
| Jun-16 | 94.10 | 93.76 | 89.47 | 94.06 | 93.83 | 94.12 | 91.14 | 94.12 | 94.04 |
| Aug-16 | 93.63 | 94.37 | 87.95 | 93.40 | 93.36 | 93.65 | 89.10 | 93.65 | 93.55 |
| Sep-16 | 93.10 | 94.57 | 88.62 | 93.13 | 92.87 | 93.14 | 89.63 | 93.12 | 93.03 |
| Oct-16 | 93.97 | 94.63 | 88.72 | 93.93 | 93.73 | 93.97 | 90.73 | 93.99 | 93.91 |
| Nov-16 | 93.85 | 94.81 | 89.49 | 94.05 | 93.67 | 93.89 | 91.36 | 93.87 | 93.80 |
| Dec-16 | 94.34 | 94.83 | 90.25 | 94.73 | 94.21 | 94.37 | 92.34 | 94.38 | 94.31 |
| Jan-17 | 94.55 | 95.37 | 90.56 | 95.20 | 94.58 | 94.57 | 93.75 | 94.58 | 94.52 |
| Feb-17 | 94.56 | 95.34 | 90.49 | 94.73 | 94.52 | 94.60 | 93.85 | 94.51 | 94.54 |
| Mar-17 | 94.42 | 94.88 | 90.64 | 94.94 | 94.35 | 94.46 | 94.23 | 94.45 | 94.38 |
| Mar-17 | 94.42 | 94.88 | 90.64 | 94.94 | 94.35 | 94.46 | 94.23 | 94.45 | 94.38 |
| Apr-17 | 94.32 | 95.54 | 90.90 | 94.83 | 94.27 | 94.35 | 94.42 | 94.36 | 94.29 |
| May-17 | 94.25 | 95.05 | 89.97 | 94.33 | 94.05 | 94.28 | 92.72 | 94.30 | 94.23 |
| Jun-17 | 93.76 | 94.53 | 88.73 | 93.89 | 93.52 | 93.76 | 91.98 | 93.72 | 93.44 |
| Jul-17 | 93.68 | 94.99 | 89.37 | 93.63 | 93.23 | 93.42 | 91.50 | 93.45 | 93.45 |
| Aug-17 | 94.01 | 95.00 | 89.60 | 94.31 | 93.78 | 94.01 | 92.00 | 94.04 | 93.96 |
| Sep-17 | 93.95 | 94.34 | 89.41 | 93.95 | 93.68 | 93.97 | 91.26 | 93.97 | 93.89 |
| Oct-17 | 92.43 | 94.45 | 88.53 | 92.68 | 92.22 | 92.48 | 90.35 | 92.46 | 92.40 |
| Nov-17 | 94.18 | 95.03 | 90.26 | 94.68 | 94.03 | 94.20 | 93.16 | 94.22 | 94.16 |
| Dec-17 | 94.29 | 95.32 | 90.46 | 94.87 | 94.16 | 94.35 | 93.19 | 94.35 | 94.27 |
| Jan-18 | 93.93 | 95.06 | 90.22 | 94.33 | 93.73 | 93.95 | 93.01 | 93.94 | 93.87 |
| Feb-18 | 94.36 | 95.49 | 90.76 | 94.99 | 94.36 | 94.39 | 94.10 | 94.41 | 94.36 |
| Mar-18 | 94.30 | 94.96 | 91.00 | 94.80 | 94.16 | 94.32 | 94.05 | 94.34 | 94.28 |
| Apr-18 | 94.30 | 95.49 | 91.10 | 94.87 | 94.08 | 94.34 | 94.39 | 94.36 | 94.30 |
| May-18 | 94.06 | 95.19 | 90.13 | 94.32 | 93.79 | 94.10 | 92.32 | 94.11 | 94.01 |
| Jun-18 | 93.92 | 94.76 | 89.96 | 94.07 | 93.60 | 93.93 | 91.98 | 93.95 | 93.86 |
| Jul-18 | 93.80 | 94.91 | 89.59 | 93.74 | 93.50 | 93.84 | 91.24 | 93.83 | 93.85 |
| Aug-18 | 94.18 | 94.91 | 89.32 | 94.33 | 93.86 | 94.19 | 91.17 | 94.17 | 94.12 |
| Sep-18 | 93.74 | 94.62 | 88.66 | 93.67 | 93.44 | 93.76 | 90.26 | 93.76 | 93.68 |
| Oct-18 | 94.30 | 94.91 | 88.87 | 94.68 | 94.00 | 94.28 | 91.39 | 94.32 | 94.24 |
| Nov-18 | 94.36 | 95.34 | 90.53 | 95.09 | 94.34 | 94.40 | 93.41 | 94.42 | 94.31 |

| Date | Sump | MW-1B | MW-2A | MW-2B | MW-3 | MW-4 | MW-5 | MW-6 | MW-7 |
|---|---|---|---|---|---|---|---|---|---|
| Dec-18 | 95.06 | 93.68 | 90.35 | 94.93 | 94.24 | 94.36 | 94.08 | 94.35 | 94.32 |
| Jan-19 | 94.35 | 95.12 | 90.47 | 94.93 | 94.38 | 94.39 | 94.23 | 94.41 | 94.35 |
| Feb-19 | 94.33 | 95.23 | 90.70 | 94.63 | 94.09 | 94.32 | 93.55 | 94.33 | 94.28 |
| Mar-19 | 94.15 | 94.79 | 90.09 | 94.47 | 93.89 | 94.19 | 92.93 | 94.21 | 94.12 |
| Apr-19 | 94.34 | 95.35 | 90.79 | 94.77 | 94.18 | 94.37 | 93.89 | 94.36 | 94.33 |
| May-19 | 94.25 | 95.00 | 90.34 | 94.40 | 93.96 | 94.28 | 92.74 | 94.30 | 94.22 |
| Jun-19 | 94.08 | 94.00 | 90.09 | 94.29 | 93.78 | 94.12 | 92.51 | 94.14 | 94.06 |
| Jul-19 | 94.08 | 94.80 | 89.87 | 94.22 | 93.75 | 94.09 | 92.24 | 94.08 | 94.04 |
| Aug-19 | 93.72 | 94.74 | 88.78 | 93.83 | 93.38 | 93.76 | 90.61 | 93.75 | 93.67 |
| Sep-19 | 94.23 | 92.85 | 89.02 | 94.39 | 93.90 | 94.27 | 91.41 | 94.26 | 94.21 |
| Oct-19 | 94.46 | 94.63 | 89.22 | 94.90 | 94.13 | 94.49 | 91.71 | 94.48 | 94.53 |
| Nov-19 | 94.40 | 94.94 | 90.54 | 94.77 | 94.28 | 94.42 | 93.30 | 94.43 | 94.38 |
| Dec-19 | 94.35 | 94.55 | 89.92 | 94.73 | 94.36 | 94.36 | 94.10 | 94.38 | 94.31 |
| Jan-20 | 94.30 | 94.89 | 90.41 | 94.61 | 94.26 | 94.35 | 94.05 | 94.34 | 94.28 |
| Feb-20 | 94.31 | 95.55 | 90.42 | 94.58 | 94.32 | 94.35 | 94.13 | 94.37 | 94.28 |
| Mar-20 | 94.38 | 95.01 | 90.52 | 94.76 | 94.39 | 94.41 | 94.20 | 94.43 | 94.36 |
| Apr-20 | 94.36 | 95.07 | 90.71 | 94.72 | 94.38 | 94.38 | 94.24 | 94.40 | 94.34 |
| May-20 | 94.25 | 95.10 | 90.62 | 94.46 | 94.07 | 94.27 | 93.55 | 94.28 | 94.23 |
| Jun-20 | 93.95 | 94.82 | 89.99 | 94.09 | 93.67 | 94.01 | 92.44 | 93.99 | 93.92 |
| Jun-20 | 93.94 | 94.85 | 89.57 | 94.04 | 93.62 | 93.97 | 91.76 | 93.97 | 93.85 |
| Aug-20 | 94.13 | 94.85 | 88.89 | 93.95 | 93.79 | 94.13 | 91.02 | 94.14 | 94.08 |
| Sep-20 | 93.50 | 93.87 | 88.29 | 93.59 | 93.20 | 93.55 | 90.40 | 93.53 | 93.46 |
| Oct-20 | 94.29 | 94.41 | 87.99 | 94.68 | 93.94 | 94.30 | 91.74 | 94.32 | 94.32 |
| Nov-20 | 94.05 | 94.73 | 89.44 | 94.62 | 93.79 | 94.11 | 91.94 | 94.09 | 94.03 |
| Dec-20 | 94.22 | 94.66 | 90.22 | 94.55 | 93.99 | 94.27 | 93.29 | 94.26 | 94.22 |
| Jan-21 | 94.34 | 95.16 | 90.52 | 94.69 | 94.18 | 94.38 | 94.12 | 94.38 | 94.32 |
| Feb-21 | 94.04 | 94.73 | 89.37 | 94.27 | 93.75 | 94.07 | 92.48 | 94.05 | 93.93 |
| Mar-21 | 94.35 | 95.07 | 90.72 | 94.75 | 94.21 | 94.36 | 93.25 | 94.40 | 94.33 |
| Apr-21 | 94.10 | 94.97 | 90.16 | 94.35 | 93.83 | 94.14 | 92.39 | 94.13 | 94.07 |
| May-21 | 93.93 | 94.99 | 89.94 | 94.08 | 93.63 | 93.97 | 92.33 | 93.96 | 93.91 |
| Jul-21 | 93.93 | 94.87 | 89.50 | 94.04 | 93.61 | 93.98 | 91.51 | 93.98 | 93.91 |
| Aug-21 | 93.93 | 94.87 | 89.50 | 94.04 | 93.61 | 93.98 | 91.51 | 93.98 | 93.91 |
| Sep-21 | 94.40 | 94.71 | 88.65 | 94.49 | 94.05 | 93.97 | 91.36 | 94.43 | 95.48 |
| Oct-21 | 94.26 | 94.85 | 89.10 | 94.46 | 93.98 | 94.31 | 92.30 | 94.30 | 94.25 |
| Nov-21 | 94.30 | 94.92 | 90.35 | 94.74 | 94.09 | 94.35 | 93.43 | 94.35 | 94.54 |

**TABLE 2**
**MOOG SITE**
**SUMMARY OF FIELD MEASUREMENTS**
**(November 22, 2021)**

| Location | Sample Time | pH (SU) | Turbidity (NTU) | Specific Conductance (uhmos/cm) | Temperature (F) | Sample Appearance |
|---|---|---|---|---|---|---|
| Method | | SM4500 HB (23rd Ed) | EPA 180.1 (Rev 2.0) | EPA 120.1 (Rev 1982) | SM2550B (23rd Ed) | |
| MW-1B | 2:40 pm | 7.09 | 11.7 | 1,097 | 57 | Clear |
| MW-2A | 2:08 pm | 6.71 | 108 | 1,879 | 56 | Turbid |
| MW-2B | 2:13 pm | 7.02 | 2.25 | 4,360 | 56 | Clear |
| MW-3 | 1:18 pm | 7.11 | 3.14 | 2,090 | 52 | Clear |
| MW-4 | 1:39 pm | 7.66 | 3.40 | 981 | 54 | Clear |
| MW-5 | 12:50 pm | 6.80 | 0.67 | 734 | 51 | Clear |
| MW-6 | 1:45 pm | 7.62 | 6.86 | 674 | 56 | Clear |
| MW-7 | 1:26 pm | 7.71 | 37.1 | 2,300 | 54 | Turbid |

All measurements made in the field by FTA (ELAP No. 10475) immediately upon sample collection.
All meters were calibrated in accordance with FTA laboratory procedures and protocols.

# TABLE 3
## SUMMARY OF ANALYTICAL TESTING RESULTS AT MOOG, INC.

Fourth Quarter 2021 (Concentrations in ug/l)

| COMPOUND | MW-1B | | MW-2A | | MW-2B | | MW-3 | | MW-4 | | MW-5 | | MW-6 | | MW-7 | |
|---|---|---|---|---|---|---|---|---|---|---|---|---|---|---|---|---|
| 1,1,1-TRICHLOROETHANE (TCA) | 5.0 | U | 5.0 | U | 5.0 | U | 5.0 | U | 5.0 | U | 5.0 | U | 5.0 | U | 5.0 | U |
| 1,1,2,2-TETRACHLOROETHANE | 5.0 | U | 5.0 | U | 5.0 | U | 5.0 | U | 5.0 | U | 5.0 | U | 5.0 | U | 5.0 | U |
| 1,1,2-TRICHLOROETHANE | 5.0 | U | 5.0 | U | 5.0 | U | 5.0 | U | 5.0 | U | 5.0 | U | 5.0 | U | 5.0 | U |
| 1,1,2-TRICHLOROTRIFLUOROETHANE (CFC 113) | 5.0 | U | 5.0 | U | 21 | | 5.0 | U | 5.0 | U | 5.0 | U | 5.0 | U | 5.0 | U |
| 1,1-DICHLOROETHANE (1,1-DCA) | 5.0 | U | 5.0 | U | 220 | | 5.0 | U | 5.1 | | 5.0 | U | 5.0 | U | 5.0 | U |
| 1,1-DICHLOROETHENE (1,1-DCE) | 5.0 | U | 5.0 | U | 16 | | 5.0 | U | 5.0 | U | 5.0 | U | 5.0 | U | 5.0 | U |
| 1,2,4-TRICHLOROBENZENE | 5.0 | U | 5.0 | U | 5.0 | U | 5.0 | U | 5.0 | U | 5.0 | U | 5.0 | U | 5.0 | U |
| 1,2-DIBROMO-3-CHLOROPROPANE (DBCP) | 10 | U | 10 | U | 5.0 | U | 10 | U | 10 | U | 10 | U | 10 | U | 10 | U |
| 1,2-DIBROMOETHANE | 5.0 | U | 5.0 | U | 5.0 | U | 5.0 | U | 5.0 | U | 5.0 | U | 5.0 | U | 5.0 | U |
| 1,2-DICHLOROBENZENE | 5.0 | U | 5.0 | U | 5.0 | U | 5.0 | U | 5.0 | U | 5.0 | U | 5.0 | U | 5.0 | U |
| 1,2-DICHLOROETHANE | 5.0 | U | 5.0 | U | 5.0 | U | 5.0 | U | 5.0 | U | 5.0 | U | 5.0 | U | 5.0 | U |
| 1,2-DICHLOROPROPANE | 5.0 | U | 5.0 | U | 5.0 | U | 5.0 | U | 5.0 | U | 5.0 | U | 5.0 | U | 5.0 | U |
| 1,3-DICHLOROBENZENE | 5.0 | U | 5.0 | U | 5.0 | U | 5.0 | U | 5.0 | U | 5.0 | U | 5.0 | U | 5.0 | U |
| 1,4-DICHLOROBENZENE | 5.0 | U | 5.0 | U | 5.0 | U | 5.0 | U | 5.0 | U | 5.0 | U | 5.0 | U | 5.0 | U |
| 2-BUTANONE (MEK) | 10 | U | 10 | U | 10 | U | 10 | U | 10 | U | 10 | U | 10 | U | 10 | U |
| 2-HEXANONE | 10 | U | 10 | U | 10 | U | 10 | U | 10 | U | 10 | U | 10 | U | 10 | U |
| 4-METHYL-2-PENTANONE | 10 | U | 10 | U | 10 | U | 10 | U | 10 | U | 10 | U | 10 | U | 10 | U |
| ACETONE | 5.0 | U | 5.0 | U | 5.0 | U | 5.0 | U | 5.0 | U | 5.0 | U | 5.0 | U | 5.0 | U |
| BENZENE | 5.0 | U | 5.0 | U | 5.0 | U | 5.0 | U | 5.0 | U | 5.0 | U | 5.0 | U | 5.0 | U |
| BROMODICHLOROMETHANE | 5.0 | U | 5.0 | U | 5.0 | U | 5.0 | U | 5.0 | U | 5.0 | U | 5.0 | U | 5.0 | U |
| BROMOFORM | 5.0 | U | 5.0 | U | 5.0 | U | 5.0 | U | 5.0 | U | 5.0 | U | 5.0 | U | 5.0 | U |
| BROMOMETHANE | 10 | U | 10 | U | 5.0 | U | 10 | U | 10 | U | 10 | U | 10 | U | 10 | U |
| CARBON DISULFIDE | 5.0 | U | 5.0 | U | 5.0 | U | 5.0 | U | 5.0 | U | 5.0 | U | 5.0 | U | 5.0 | U |
| CARBON TETRACHLORIDE | 5.0 | U | 5.0 | U | 5.0 | U | 5.0 | U | 5.0 | U | 5.0 | U | 5.0 | U | 5.0 | U |
| CHLOROBENZENE | 5.0 | U | 5.0 | U | 5.0 | U | 5.0 | U | 5.0 | U | 5.0 | U | 5.0 | U | 5.0 | U |
| CHLOROETHANE | 10 | U | 10 | U | 10 | U | 10 | U | 10 | U | 10 | U | 10 | U | 10 | U |
| CHLOROFORM | 5.0 | U | 5.0 | U | 5.0 | U | 5.0 | U | 5.0 | U | 5.0 | U | 5.0 | U | 5.0 | U |
| CHLOROMETHANE | 10 | U | 10 | U | 10 | U | 10 | U | 10 | U | 10 | U | 10 | U | 10 | U |

U = Not Detected, J = Estimated

# TABLE 3 (Continued)
# SUMMARY OF ANALYTICAL TESTING RESULTS AT MOOG, INC.

Fourth Quarter 2021 (Concentration in ug/l)

| COMPOUND | MW-1B | | MW-2A | | MW-2B | | MW-3 | | MW-4 | | MW-5 | | MW-6 | | MW-7 | |
|---|---|---|---|---|---|---|---|---|---|---|---|---|---|---|---|---|
| CYCLOHEXANE | 5.0 | U | 5.0 | U | 5.0 | U | 5.0 | U | 5.0 | U | 5.0 | U | 5.0 | U | 5.0 | U |
| DIBROMOCHLOROMETHANE | 5.0 | U | 5.0 | U | 5.0 | U | 5.0 | U | 5.0 | U | 5.0 | U | 5.0 | U | 5.0 | U |
| DICHLORODIFLUOROMETHANE (CFC 12) | 10 | U | 10 | U | 10 | U | 10 | U | 10 | U | 10 | U | 10 | U | 10 | U |
| DICHLOROMETHANE | 5.0 | U | 5.0 | U | 5.0 | U | 5.0 | U | 5.0 | U | 5.0 | U | 5.0 | U | 5.0 | U |
| ETHYLBENZENE | 5.0 | U | 5.0 | U | 5.0 | U | 5.0 | U | 5.0 | U | 5.0 | U | 5.0 | U | 5.0 | U |
| ISOPROPYLBENZENE (CUMENE) | 5.0 | U | 5.0 | U | 5.0 | U | 5.0 | U | 5.0 | U | 5.0 | U | 5.0 | U | 5.0 | U |
| METHYL ACETATE | 5.0 | U | 5.0 | U | 5.0 | U | 5.0 | U | 5.0 | U | 5.0 | U | 5.0 | U | 5.0 | U |
| METHYL TERT-BUTYL ETHER | 5.0 | U | 5.0 | U | 5.0 | U | 5.0 | U | 5.0 | U | 5.0 | U | 5.0 | U | 5.0 | U |
| METHYLCYCLOHEXANE | 5.0 | U | 5.0 | U | 5.0 | U | 5.0 | U | 5.0 | U | 5.0 | U | 5.0 | U | 5.0 | U |
| STYRENE | 5.0 | U | 5.0 | U | 5.0 | U | 5.0 | U | 5.0 | U | 5.0 | U | 5.0 | U | 5.0 | U |
| TETRACHLOROETHENE (PCE) | 5.0 | U | 5.0 | U | 5.0 | U | 5.0 | U | 5.0 | U | 5.0 | U | 5.0 | U | 5.0 | U |
| TOLUENE | 5.0 | U | 5.0 | U | 5.0 | U | 5.0 | U | 5.0 | U | 5.0 | U | 5.0 | U | 5.0 | U |
| TRICHLOROETHENE (TCE) | 5.0 | U | 5.0 | U | 9.9 | | 5.0 | U | 5.0 | U | 5.0 | U | 5.0 | U | 5.0 | U |
| TRICHLOROFLUOROMETHANE (CFC 11) | 5.0 | U | 5.0 | U | 5.0 | U | 5.0 | U | 5.0 | U | 5.0 | U | 5.0 | U | 5.0 | U |
| VINYL CHLORIDE | 10 | U | 10 | U | 94 | | 10 | U | 10 | U | 10 | U | 10 | U | 10 | U |
| CIS-1,2-DICHLOROETHENE | 5.0 | U | 5.0 | U | 130 | | 5.0 | U | 5.0 | U | 5.0 | U | 5.0 | U | 5.0 | U |
| CIS-1,3-DICHLOROPROPENE | 5.0 | U | 5.0 | U | 5.0 | U | 5.0 | U | 5.0 | U | 5.0 | U | 5.0 | U | 5.0 | U |
| M,P-XYLENES | 5.0 | U | 5.0 | U | 5.0 | U | 5.0 | U | 5.0 | U | 5.0 | U | 5.0 | U | 5.0 | U |
| O-XYLENE | 5.0 | U | 5.0 | U | 5.0 | U | 5.0 | U | 5.0 | U | 5.0 | U | 5.0 | U | 5.0 | U |
| TRANS-1,2-DICHLOROETHENE | 5.0 | U | 5.0 | U | 36 | | 5.0 | U | 5.0 | U | 5.0 | U | 5.0 | U | 5.0 | U |
| TRANS-1,3-DICHLOROPROPENE | 5.0 | U | 5.0 | U | 5.0 | U | 5.0 | U | 5.0 | U | 5.0 | U | 5.0 | U | 5.0 | U |

U = Not Detected, J= Estimated, B=Found in Method Blank

# APPENDIX

Field Forms
Laboratory Report

9/15/21

**MOOG, INC.**
PLANT 11 REMEDIATION SYSTEM PERFORMANCE MONITORING
SUMMARY OF GROUNDWATER ELEVATIONS

| Well Number | PVC Riser Elevation | Bottom Depth | Depth to Water |
|---|---|---|---|
| MW-1B | 99.47 | 16.81 | 4.76 |
| MW-2A | 98.7 | 25.50 | 10.05 |
| MW-2B | 98.9 | 10.53 | 4.41 |
| MW-3 | 99.66 | 11.74 | 5.61 |
| MW-4 | 99.47 | 11.61 | 5.5 |
| MW-5 | 96.95 | 10.53 | 5.59 |
| MW-6 | 99.43 | 14.26 | 5.00 |
| MW-7 | 97.43 | 12.04 | 1.95 |
| SUMP | 100.08 | -- | 5.68 |

Sampler/Analyst: Ron Brinston Signature: [illegible]

Reviewed by: David Hartz Signature: [illegible]

10/6/21

**MOOG, INC.**
PLANT 11 REMEDIATION SYSTEM PERFORMANCE MONITORING
SUMMARY OF GROUNDWATER ELEVATIONS

| Well Number | PVC Riser Elevation | Bottom Depth | Depth to Water |
|---|---|---|---|
| MW-1B | 99.47 | 16.81 | 4.62 |
| MW-2A | 98.7 | 25.50 | 9.60 |
| MW-2B | 98.9 | 10.53 | 4.44 |
| MW-3 | 99.66 | 11.74 | 5.68 |
| MW-4 | 99.47 | 11.61 | 5.16 |
| MW-5 | 96.95 | 10.53 | 4.65 |
| MW-6 | 99.43 | 14.26 | 5.13 |
| MW-7 | 97.43 | 12.04 | 3.18 |
| SUMP | 100.08 | -- | 5.82 |

Sampler/Analyst: RON BRINSTON Signature: [illegible]

Reviewed by: David Hardy Signature: [illegible]

FRONTIER TECHNICAL ASSOCIATES, INC.
WELL MONITORING FIELD FORM

Site Location: MOOG, Inc. Job No.: ET- 979

Sample Point I.D.: MW-1B Consultant: **Frontier Technical Associates, Inc.**

**PURGE INFORMATION** Purge Method: Peristaltic Pump

Depth to Bottom of Well: 16.81 ft. 2" Well = 0.17 gals/ft

Depth to Water Surface: 4.55 ft.

Depth of Water Column: 12.26 ft.

Volume of Standing Water in Well: 2.1 gallons

Start of Purge: Date: 11/22/21 Time: 9:58

End of Purge: Date: 11/22/21 Time: 10:12

Total Volume Purge: 4 gallons Well Purged Dry?: Yes No

# of Volumes Purged 2 Purging Personnel: RON BLINSTON

Recharge Rate: Rapid, Slow, Extremely Slow

**SAMPLING INFORMATION** Sample Method: Bailer

Sample Date: 11/22/21 Sample Time: 2:40 Depth to Water Surface 15.51 ft.

Sample Appearance: CLEAR

Samples Preserved: Yes No

Sampling Personnel: RON BLINSTON

**FIELD MEASUREMENTS**

Meters Calibrated Yes No

| PARAMETER | METER NUMBER | UNITS | MEASUREMENT | NOTES |
|---|---|---|---|---|
| pH<br>SM 4500 HB 23RD Ed | Oakton 300 | STD. UNITS | 7.09 | |
| Turbidity<br>EPA 180.1 Rev. 2.0 (1993) | Hach 2100P | NTU | 11.7 | |
| Spec. Conductance<br>EPA 120.1 (Rev.1982) | Oakton Con | µMHOS/CM | 1097 | |
| Temperature<br>SM 2550 B 23RD Ed | UEi 550 | F | 57 | |

Weather:

Notes: SUMP - 5.78

FRONTIER TECHNICAL ASSOCIATES, INC.
WELL MONITORING FIELD FORM

Site Location: MOOG, Inc. Job No.: ET- 979

Sample Point I.D.: MW-2A Consultant: **Frontier Technical Associates, Inc.**

**PURGE INFORMATION** Purge Method: Peristaltic Pump

Depth to Bottom of Well: 25.50 ft. 2" Well = 0.17 gals/ft

Depth to Water Surface: 8.35 ft.

Depth of Water Column: 17.15 ft.

Volume of Standing Water in Well: 3 gallons

Start of Purge: Date: 11/22/21 Time: 9:45

End of Purge: Date: 11/22/21 Time: 10:50

Total Volume Purge: 3 3/4 gallons Well Purged Dry?: Yes No

# of Volumes Purged 1 Purging Personnel: RON BLINSTON

Recharge Rate: Rapid, Slow, Extremely Slow

**SAMPLING INFORMATION** Sample Method: Bailer

Sample Date: 11/22/21 Sample Time: 2:08 Depth to Water Surface 22.83 ft.

Sample Appearance: TURBID

Samples Preserved: Yes No

Sampling Personnel: RON BLINSTON

**FIELD MEASUREMENTS**

Meters Calibrated Yes No

| PARAMETER | METER NUMBER | UNITS | MEASUREMENT | NOTES |
|---|---|---|---|---|
| pH<br>SM 4500 HB 23rd Ed | Oakton 300 | STD. UNITS | 6.71 | |
| Turbidity<br>EPA 180.1 Rev. 2.0 (1993) | Hach 2100P | NTU | 108 | |
| Spec. Conductance<br>EPA 120.1 (Rev.1982) | Oakton Con | µMHOS/CM | 1879 | |
| Temperature<br>SM 2550 B 23rd Ed | UEi 550 | F | 56 | |

Weather:

Notes:

FRONTIER TECHNICAL ASSOCIATES, INC.
WELL MONITORING FIELD FORM

Site Location: MOOG, Inc. Job No.: ET- 979

Sample Point I.D.: MW-2B Consultant: **Frontier Technical Associates, Inc.**

**PURGE INFORMATION** Purge Method: Peristaltic Pump

Depth to Bottom of Well: 10.53 ft. 2" Well = 0.17 gals/ft

Depth to Water Surface: 4.16 ft.

Depth of Water Column: 6.37 ft.

Volume of Standing Water in Well: 1.1 gallons

Start of Purge: Date: 11/22/21 Time: 10:18

End of Purge: Date: 11/22/21 Time: 10:23

Total Volume Purge: 2.5 gallons Well Purged Dry?: Yes No

# of Volumes Purged 2 Purging Personnel: RON BLINSTON

Recharge Rate: Rapid, Slow, Extremely Slow

**SAMPLING INFORMATION** Sample Method: Bailer

Sample Date: 11/22/21 Sample Time: 2:13 Depth to Water Surface 6.05 ft.

Sample Appearance: CLEAR

Samples Preserved: Yes No

Sampling Personnel: RON BLINSTON

**FIELD MEASUREMENTS**

Meters Calibrated Yes No

| PARAMETER | METER NUMBER | UNITS | MEASUREMENT | NOTES |
|---|---|---|---|---|
| pH<br>SM 4500 HB 23rd Ed | Oakton 300 | STD. UNITS | 7.02 | |
| Turbidity<br>EPA 180.1 Rev. 2.0 (1993) | Hach 2100P | NTU | 2.25 | |
| Spec. Conductance<br>EPA 120.1 (Rev.1982) | Oakton Con | µMHOS/CM | 4360 | |
| Temperature<br>SM 2550 B 23rd Ed | UEi 550 | F | 56 | |

Weather:

Notes:

FRONTIER TECHNICAL ASSOCIATES, INC.
WELL MONITORING FIELD FORM

Site Location: MOOG, Inc. Job No.: ET- 979

Sample Point I.D.: MW-3 Consultant: **Frontier Technical Associates, Inc.**

**PURGE INFORMATION** Purge Method: Peristaltic Pump

Depth to Bottom of Well: 11.74 ft. 2" Well = 0.17 gals/ft

Depth to Water Surface: 5.57 ft.

Depth of Water Column: 6.17 ft.

Volume of Standing Water in Well: 1.1 gallons

Start of Purge: Date: 11/22/21 Time: 10:57

End of Purge: Date: 11/22/21 Time: 11:05

Total Volume Purge: 3.3 gallons Well Purged Dry?: Yes No

# of Volumes Purged 3 Purging Personnel: RON BEINSTON

Recharge Rate: Rapid, Slow, Extremely Slow

**SAMPLING INFORMATION** Sample Method: Bailer

Sample Date: 11/22/21 Sample Time: 1:18 Depth to Water Surface 5.64 ft.

Sample Appearance: CLEAR

Samples Preserved: Yes No

Sampling Personnel: RON BEINSTON

**FIELD MEASUREMENTS**

Meters Calibrated Yes No

| PARAMETER | METER NUMBER | UNITS | MEASUREMENT | NOTES |
|---|---|---|---|---|
| pH<br>SM 4500 HB 23rd Ed | Oakton 300 | STD. UNITS | 7.11 | |
| Turbidity<br>EPA 180.1 Rev. 2.0 (1993) | Hach 2100P | NTU | 3.14 | |
| Spec. Conductance<br>EPA 120.1 (Rev.1982) | Oakton Con | µMHOS/CM | 2090 | |
| Temperature<br>SM 2550 B 23rd Ed | UEi 550 | F | 52 | |

Weather:

Notes:

FRONTIER TECHNICAL ASSOCIATES, INC.
WELL MONITORING FIELD FORM

Site Location: MOOG, Inc. Job No.: ET- 979

Sample Point I.D.: MW-4 Consultant: **Frontier Technical Associates, Inc.**

**PURGE INFORMATION** Purge Method: Peristaltic Pump

Depth to Bottom of Well: 11.61 ft. 2" Well = 0.17 gals/ft

Depth to Water Surface: 5.12 ft.

Depth of Water Column: 6.49 ft.

Volume of Standing Water in Well: 1.2 gallons

Start of Purge: Date: 11/22/21 Time: 11:54

End of Purge: Date: 11/22/21 Time: 12:04

Total Volume Purge: 3.6 gallons Well Purged Dry?: Yes No

# of Volumes Purged 3 Purging Personnel: RON BLINSTON

Recharge Rate: Rapid, Slow, Extremely Slow

**SAMPLING INFORMATION** Sample Method: Bailer

Sample Date: 11/22/21 Sample Time: 1:39 Depth to Water Surface 5.14 ft.

Sample Appearance: CLEAR

Samples Preserved: Yes No

Sampling Personnel: RON BLINSTON

**FIELD MEASUREMENTS**

Meters Calibrated Yes No

| PARAMETER | METER NUMBER | UNITS | MEASUREMENT | NOTES |
|---|---|---|---|---|
| pH SM 4500 HB 23rd Ed | Oakton 300 | STD. UNITS | pH SM 4400 HB 20TH Ed | 7.66 |
| Turbidity EPA 180.1 Rev. 2.0 (1993) | Hach 2100P | NTU | Turbidity EPA 180.1 Rev. 2.0 (1993) | 3.40 |
| Spec. Conductance EPA 120.1 (Rev.1982) | Oakton Con | µMHOS/CM | Spec. Conductance EPA 120.1 (Rev.1982) | 981 |
| Temperature SM 2550 B 23rd Ed | UEi 550 | F | Temperature SM 2550 B 20TH Ed | 54 |

Weather:

Notes:

FRONTIER TECHNICAL ASSOCIATES, INC.
WELL MONITORING FIELD FORM

Site Location: MOOG, Inc. Job No.: ET- 979

Sample Point I.D.: MW-5 Consultant: **Frontier Technical Associates, Inc.**

**PURGE INFORMATION** Purge Method: Peristaltic Pump

Depth to Bottom of Well: 10.53 ft. 2" Well = 0.17 gals/ft

Depth to Water Surface: 3.52 ft.

Depth of Water Column: 7.01 ft.

Volume of Standing Water in Well: 1.2 gallons

Start of Purge: Date: 11/22/21 Time: 12:34

End of Purge: Date: 11/22/21 Time: 12:44

Total Volume Purge: 3.6 gallons Well Purged Dry?: Yes No

# of Volumes Purged 3 Purging Personnel: RON BLINSTON

Recharge Rate: Rapid, Slow, Extremely Slow

**SAMPLING INFORMATION** Sample Method: Bailer

Sample Date: 11/22/21 Sample Time: 12:50 Depth to Water Surface 3.82 ft.

Sample Appearance: CLEAR

Samples Preserved: Yes No

Sampling Personnel: RON BLINSTON

**FIELD MEASUREMENTS**

Meters Calibrated Yes No

| PARAMETER | METER NUMBER | UNITS | MEASUREMENT | NOTES |
|---|---|---|---|---|
| pH<br>SM 4500 HB 23rd Ed | Oakton 300 | STD. UNITS | 6.80 | (6.82) |
| Turbidity<br>EPA 180.1 Rev. 2.0 (1993) | Hach 2100P | NTU | 0.67 | |
| Spec. Conductance<br>EPA 120.1 (Rev.1982) | Oakton Con | µMHOS/CM | 734 | |
| Temperature<br>SM 2550 B 23rd Ed | UEi 550 | F | 51 | |

Weather:

Notes:

FRONTIER TECHNICAL ASSOCIATES, INC.
WELL MONITORING FIELD FORM

Site Location: MOOG, Inc. Job No.: ET- 979

Sample Point I.D.: MW-6 Consultant: **Frontier Technical Associates, Inc.**

**PURGE INFORMATION** Purge Method: Peristaltic Pump

Depth to Bottom of Well: 14.26 ft. 2" Well = 0.17 gals/ft

Depth to Water Surface: 5.08 ft.

Depth of Water Column: 9.18 ft.

Volume of Standing Water in Well: 1.6 gallons

Start of Purge: Date: 11/22/21 Time: 12:07

End of Purge: Date: 11/22/21 Time: 12:24

Total Volume Purge: 4.8 gallons Well Purged Dry?: Yes No

# of Volumes Purged 3 Purging Personnel: RON BLINSTON

Recharge Rate: Rapid, Slow, Extremely Slow

**SAMPLING INFORMATION** Sample Method: Bailer

Sample Date: 11/22/21 Sample Time: 1:45 Depth to Water Surface 5.08 ft.

Sample Appearance: CLEAR

Samples Preserved: Yes No

Sampling Personnel: RON BLINSTON

**FIELD MEASUREMENTS**

Meters Calibrated: Yes No

| PARAMETER | METER NUMBER | UNITS | MEASUREMENT | NOTES |
|---|---|---|---|---|
| pH<br>SM 4500 HB 23rd Ed | Oakton 300 | STD. UNITS | 7.62 | |
| Turbidity<br>EPA 180.1 Rev. 2.0 (1993) | Hach 2100P | NTU | 6.86 | |
| Spec. Conductance<br>EPA 120.1 (Rev.1982) | Oakton Con | µMHOS/CM | 674 | |
| Temperature<br>SM 2550 B 23rd Ed | UEi 550 | F | 56 | |

Weather:

Notes:

FRONTIER TECHNICAL ASSOCIATES, INC.
WELL MONITORING FIELD FORM

Site Location: MOOG, Inc. Job No.: ET- 979

Sample Point I.D.: MW-7 Consultant: **Frontier Technical Associates, Inc.**

**PURGE INFORMATION** Purge Method: Peristaltic Pump

Depth to Bottom of Well: 12.04 ft. 2" Well = 0.17 gals/ft

Depth to Water Surface: 2.89 ft.

Depth of Water Column: 9.15 ft.

Volume of Standing Water in Well: 1.6 gallons

Start of Purge: Date: 11/22/21 Time: 11:35

End of Purge: Date: 11/22/21 Time: 11:47

Total Volume Purge: 4.8 gallons Well Purged Dry?: Yes No

# of Volumes Purged 3 Purging Personnel: RON BLINSTON

Recharge Rate: Rapid, Slow, Extremely Slow

**SAMPLING INFORMATION** Sample Method: Bailer

Sample Date: 11/22/21 Sample Time: 1:26 Depth to Water Surface 3.15 ft.

Sample Appearance: TURBID

Samples Preserved: Yes No

Sampling Personnel: RON BLINSTON

**FIELD MEASUREMENTS**

Meters Calibrated: Yes No

| PARAMETER | METER NUMBER | UNITS | MEASUREMENT | NOTES |
|---|---|---|---|---|
| pH<br>SM 4500 HB 23rd Ed | Oakton 300 | STD. UNITS | 7.71 | |
| Turbidity<br>EPA 180.1 Rev. 2.0 (1993) | Hach 2100P | NTU | 37.1 | |
| Spec. Conductance<br>EPA 120.1 (Rev.1982) | Oakton Con | µMHOS/CM | 2300 | |
| Temperature<br>SM 2550 B 23rd Ed | UEi 550 | F | 54 | |

Weather:

Notes:

Adirondack Environmental Services, Inc.

**Experience is the solution**

314 North Pearl Street ♦ Albany, New York 12207
(800) 848-4983 ♦ (518) 434-4546 ♦ Fax (518) 434-0891

November 29, 2021

Dave Harty
Frontier Technical Associates
8675 Main Street
Williamsville, NY 14221

TEL: (716) 634-2293

Work Order No: 211124022

RE: Plant M-GW
GW ET-979

Dear Dave Harty:

Adirondack Environmental Services, Inc received 8 samples on 11/24/2021 for the analyses presented in the following report.

Please see case narrative for specifics on analysis.

If you have any questions regarding these tests results, please feel free to call.

Sincerely,

ELAP#: 10709

Tara Daniels
Laboratory Director

## Adirondack Environmental Services, Inc

## CASE NARRATIVE

**Frontier Technical Associates**

Plant M-GW

GW ET-979

**Date:** *29-Nov-21*

**Lab WorkOrder:** **211124022**

Sample containers were supplied by Adirondack Environmental Services.

**Definitions - RL: Reporting Limit DF: Dilution factor**

**Qualifiers:**

- ND : Not Detected at reporting limit
- J: Analyte detected below quantitation limit
- B: Analyte detected in Blank
- X : Exceeds maximum contamination limit
- H: Hold time exceeded
- N: Matrix Spike below acceptable limits
- N+: Matrix Spike is above acceptable limits
- C: CCV below acceptable Limits
- C+: CCV above acceptable Limits
- S: LCS Spike recovery is below acceptable limits
- S+: LCS Spike recovery is above acceptable limits
- Z: Duplication outside acceptable limits
- T : Tentatively Identified Compound-Estimated
- E :Above quantitation range-Estimated

**Note : All Results are reported as wet weight unless noted**

**The results relate only to the items tested. Information supplied by the client is assumed to be correct.**

# Adirondack Environmental Services, Inc

**Date:** *29-Nov-21*

**CLIENT:** Frontier Technical Associates
**Work Order:** **211124022**
**Reference:** Plant M-GW / GW ET-979
**PO#:**

**Client Sample ID:** MW-1B1122
**Collection Date:** 11/22/2021
**Lab Sample ID:** 211124022-001
**Matrix:** GROUNDWATER

| Analyses | Result | RL | Qual | Units | DF | Date Analyzed |
|---|---|---|---|---|---|---|
| **VOLATILE ORGANICS EPA 8260C (SW5030C PREP)** | | | | | | Analyst: **TS** |
| Chloromethane | **ND** | 10 | N | µg/L | 1 | 11/24/2021 5:38:00 PM |
| Bromomethane | **ND** | 10 | | µg/L | 1 | 11/24/2021 5:38:00 PM |
| Vinyl chloride | **ND** | 10 | N | µg/L | 1 | 11/24/2021 5:38:00 PM |
| Chloroethane | **ND** | 10 | N | µg/L | 1 | 11/24/2021 5:38:00 PM |
| Methylene chloride | **ND** | 5.0 | | µg/L | 1 | 11/24/2021 5:38:00 PM |
| Acetone | **ND** | 10 | | µg/L | 1 | 11/24/2021 5:38:00 PM |
| Carbon disulfide | **ND** | 5.0 | | µg/L | 1 | 11/24/2021 5:38:00 PM |
| 1,1-Dichloroethene | **ND** | 5.0 | | µg/L | 1 | 11/24/2021 5:38:00 PM |
| 1,1-Dichloroethane | **ND** | 5.0 | | µg/L | 1 | 11/24/2021 5:38:00 PM |
| trans-1,2-Dichloroethene | **ND** | 5.0 | | µg/L | 1 | 11/24/2021 5:38:00 PM |
| cis-1,2-Dichloroethene | **ND** | 5.0 | | µg/L | 1 | 11/24/2021 5:38:00 PM |
| Chloroform | **ND** | 5.0 | | µg/L | 1 | 11/24/2021 5:38:00 PM |
| 1,2-Dichloroethane | **ND** | 5.0 | | µg/L | 1 | 11/24/2021 5:38:00 PM |
| 2-Butanone | **ND** | 10 | | µg/L | 1 | 11/24/2021 5:38:00 PM |
| 1,1,1-Trichloroethane | **ND** | 5.0 | | µg/L | 1 | 11/24/2021 5:38:00 PM |
| Carbon tetrachloride | **ND** | 5.0 | | µg/L | 1 | 11/24/2021 5:38:00 PM |
| Bromodichloromethane | **ND** | 5.0 | | µg/L | 1 | 11/24/2021 5:38:00 PM |
| 1,2-Dichloropropane | **ND** | 5.0 | | µg/L | 1 | 11/24/2021 5:38:00 PM |
| cis-1,3-Dichloropropene | **ND** | 5.0 | | µg/L | 1 | 11/24/2021 5:38:00 PM |
| Trichloroethene | **ND** | 5.0 | | µg/L | 1 | 11/24/2021 5:38:00 PM |
| Dibromochloromethane | **ND** | 5.0 | | µg/L | 1 | 11/24/2021 5:38:00 PM |
| 1,1,2-Trichloroethane | **ND** | 5.0 | | µg/L | 1 | 11/24/2021 5:38:00 PM |
| Benzene | **ND** | 5.0 | | µg/L | 1 | 11/24/2021 5:38:00 PM |
| trans-1,3-Dichloropropene | **ND** | 5.0 | | µg/L | 1 | 11/24/2021 5:38:00 PM |
| Bromoform | **ND** | 5.0 | | µg/L | 1 | 11/24/2021 5:38:00 PM |
| 4-Methyl-2-pentanone | **ND** | 10 | | µg/L | 1 | 11/24/2021 5:38:00 PM |
| 2-Hexanone | **ND** | 10 | | µg/L | 1 | 11/24/2021 5:38:00 PM |
| Tetrachloroethene | **ND** | 5.0 | | µg/L | 1 | 11/24/2021 5:38:00 PM |
| 1,1,2,2-Tetrachloroethane | **ND** | 5.0 | | µg/L | 1 | 11/24/2021 5:38:00 PM |
| Toluene | **ND** | 5.0 | | µg/L | 1 | 11/24/2021 5:38:00 PM |
| Chlorobenzene | **ND** | 5.0 | | µg/L | 1 | 11/24/2021 5:38:00 PM |
| Ethylbenzene | **ND** | 5.0 | | µg/L | 1 | 11/24/2021 5:38:00 PM |
| Styrene | **ND** | 5.0 | | µg/L | 1 | 11/24/2021 5:38:00 PM |
| m,p-Xylene | **ND** | 5.0 | | µg/L | 1 | 11/24/2021 5:38:00 PM |
| o-Xylene | **ND** | 5.0 | | µg/L | 1 | 11/24/2021 5:38:00 PM |
| Methyl tert-butyl ether | **ND** | 5.0 | | µg/L | 1 | 11/24/2021 5:38:00 PM |
| Dichlorodifluoromethane | **ND** | 10 | SN | µg/L | 1 | 11/24/2021 5:38:00 PM |
| Methyl Acetate | **ND** | 5.0 | | µg/L | 1 | 11/24/2021 5:38:00 PM |
| 1,1,2-Trichloro-1,2,2-trifluoroethane | **ND** | 5.0 | | µg/L | 1 | 11/24/2021 5:38:00 PM |
| Trichlorofluoromethane | **ND** | 5.0 | N | µg/L | 1 | 11/24/2021 5:38:00 PM |

# Adirondack Environmental Services, Inc

**Date:** *29-Nov-21*

**CLIENT:** Frontier Technical Associates
**Work Order:** **211124022**
**Reference:** Plant M-GW / GW ET-979
**PO#:**

**Client Sample ID:** MW-1B1122
**Collection Date:** 11/22/2021
**Lab Sample ID:** 211124022-001
**Matrix:** GROUNDWATER

| Analyses | Result | RL | Qual | Units | DF | Date Analyzed |
|---|---|---|---|---|---|---|
| **VOLATILE ORGANICS EPA 8260C (SW5030C PREP)** | | | | | | Analyst: **TS** |
| Cyclohexane | **ND** | 5.0 | | µg/L | 1 | 11/24/2021 5:38:00 PM |
| Methyl Cyclohexane | **ND** | 5.0 | | µg/L | 1 | 11/24/2021 5:38:00 PM |
| 1,2-Dibromoethane | **ND** | 5.0 | | µg/L | 1 | 11/24/2021 5:38:00 PM |
| 1,3-Dichlorobenzene | **ND** | 5.0 | | µg/L | 1 | 11/24/2021 5:38:00 PM |
| Isopropylbenzene | **ND** | 5.0 | | µg/L | 1 | 11/24/2021 5:38:00 PM |
| 1,2-Dichlorobenzene | **ND** | 5.0 | | µg/L | 1 | 11/24/2021 5:38:00 PM |
| 1,4-Dichlorobenzene | **ND** | 5.0 | | µg/L | 1 | 11/24/2021 5:38:00 PM |
| 1,2-Dibromo-3-chloropropane | **ND** | 10 | | µg/L | 1 | 11/24/2021 5:38:00 PM |
| 1,2,4-Trichlorobenzene | **ND** | 5.0 | | µg/L | 1 | 11/24/2021 5:38:00 PM |
| Surr: 1,2-Dichloroethane-d4 | **97.6** | 74-127 | | %REC | 1 | 11/24/2021 5:38:00 PM |
| Surr: 4-Bromofluorobenzene | **97.6** | 74-128 | | %REC | 1 | 11/24/2021 5:38:00 PM |
| Surr: Toluene-d8 | **98.3** | 75-127 | | %REC | 1 | 11/24/2021 5:38:00 PM |

# Adirondack Environmental Services, Inc

**Date:** *29-Nov-21*

**CLIENT:** Frontier Technical Associates
**Work Order:** **211124022**
**Reference:** Plant M-GW / GW ET-979
**PO#:**

**Client Sample ID:** MW-2A1122
**Collection Date:** 11/22/2021
**Lab Sample ID:** 211124022-002
**Matrix:** GROUNDWATER

| Analyses | Result | RL | Qual | Units | DF | Date Analyzed |
|---|---|---|---|---|---|---|
| **VOLATILE ORGANICS EPA 8260C (SW5030C PREP)** | | | | | | Analyst: **TS** |
| Chloromethane | **ND** | 10 | | µg/L | 1 | 11/24/2021 5:59:00 PM |
| Bromomethane | **ND** | 10 | | µg/L | 1 | 11/24/2021 5:59:00 PM |
| Vinyl chloride | **ND** | 10 | | µg/L | 1 | 11/24/2021 5:59:00 PM |
| Chloroethane | **ND** | 10 | | µg/L | 1 | 11/24/2021 5:59:00 PM |
| Methylene chloride | **ND** | 5.0 | | µg/L | 1 | 11/24/2021 5:59:00 PM |
| Acetone | **ND** | 10 | | µg/L | 1 | 11/24/2021 5:59:00 PM |
| Carbon disulfide | **ND** | 5.0 | | µg/L | 1 | 11/24/2021 5:59:00 PM |
| 1,1-Dichloroethene | **ND** | 5.0 | | µg/L | 1 | 11/24/2021 5:59:00 PM |
| 1,1-Dichloroethane | **ND** | 5.0 | | µg/L | 1 | 11/24/2021 5:59:00 PM |
| trans-1,2-Dichloroethene | **ND** | 5.0 | | µg/L | 1 | 11/24/2021 5:59:00 PM |
| cis-1,2-Dichloroethene | **ND** | 5.0 | | µg/L | 1 | 11/24/2021 5:59:00 PM |
| Chloroform | **ND** | 5.0 | | µg/L | 1 | 11/24/2021 5:59:00 PM |
| 1,2-Dichloroethane | **ND** | 5.0 | | µg/L | 1 | 11/24/2021 5:59:00 PM |
| 2-Butanone | **ND** | 10 | | µg/L | 1 | 11/24/2021 5:59:00 PM |
| 1,1,1-Trichloroethane | **ND** | 5.0 | | µg/L | 1 | 11/24/2021 5:59:00 PM |
| Carbon tetrachloride | **ND** | 5.0 | | µg/L | 1 | 11/24/2021 5:59:00 PM |
| Bromodichloromethane | **ND** | 5.0 | | µg/L | 1 | 11/24/2021 5:59:00 PM |
| 1,2-Dichloropropane | **ND** | 5.0 | | µg/L | 1 | 11/24/2021 5:59:00 PM |
| cis-1,3-Dichloropropene | **ND** | 5.0 | | µg/L | 1 | 11/24/2021 5:59:00 PM |
| Trichloroethene | **ND** | 5.0 | | µg/L | 1 | 11/24/2021 5:59:00 PM |
| Dibromochloromethane | **ND** | 5.0 | | µg/L | 1 | 11/24/2021 5:59:00 PM |
| 1,1,2-Trichloroethane | **ND** | 5.0 | | µg/L | 1 | 11/24/2021 5:59:00 PM |
| Benzene | **ND** | 5.0 | | µg/L | 1 | 11/24/2021 5:59:00 PM |
| trans-1,3-Dichloropropene | **ND** | 5.0 | | µg/L | 1 | 11/24/2021 5:59:00 PM |
| Bromoform | **ND** | 5.0 | | µg/L | 1 | 11/24/2021 5:59:00 PM |
| 4-Methyl-2-pentanone | **ND** | 10 | | µg/L | 1 | 11/24/2021 5:59:00 PM |
| 2-Hexanone | **ND** | 10 | | µg/L | 1 | 11/24/2021 5:59:00 PM |
| Tetrachloroethene | **ND** | 5.0 | | µg/L | 1 | 11/24/2021 5:59:00 PM |
| 1,1,2,2-Tetrachloroethane | **ND** | 5.0 | | µg/L | 1 | 11/24/2021 5:59:00 PM |
| Toluene | **ND** | 5.0 | | µg/L | 1 | 11/24/2021 5:59:00 PM |
| Chlorobenzene | **ND** | 5.0 | | µg/L | 1 | 11/24/2021 5:59:00 PM |
| Ethylbenzene | **ND** | 5.0 | | µg/L | 1 | 11/24/2021 5:59:00 PM |
| Styrene | **ND** | 5.0 | | µg/L | 1 | 11/24/2021 5:59:00 PM |
| m,p-Xylene | **ND** | 5.0 | | µg/L | 1 | 11/24/2021 5:59:00 PM |
| o-Xylene | **ND** | 5.0 | | µg/L | 1 | 11/24/2021 5:59:00 PM |
| Methyl tert-butyl ether | **ND** | 5.0 | | µg/L | 1 | 11/24/2021 5:59:00 PM |
| Dichlorodifluoromethane | **ND** | 10 | S | µg/L | 1 | 11/24/2021 5:59:00 PM |
| Methyl Acetate | **ND** | 5.0 | | µg/L | 1 | 11/24/2021 5:59:00 PM |
| 1,1,2-Trichloro-1,2,2-trifluoroethane | **ND** | 5.0 | | µg/L | 1 | 11/24/2021 5:59:00 PM |
| Trichlorofluoromethane | **ND** | 5.0 | | µg/L | 1 | 11/24/2021 5:59:00 PM |

## Adirondack Environmental Services, Inc

**Date:** *29-Nov-21*

**CLIENT:** Frontier Technical Associates
**Work Order:** **211124022**
**Reference:** Plant M-GW / GW ET-979
**PO#:**

**Client Sample ID:** MW-2A1122
**Collection Date:** 11/22/2021
**Lab Sample ID:** 211124022-002
**Matrix:** GROUNDWATER

| Analyses | Result | RL | Qual | Units | DF | Date Analyzed |
|---|---|---|---|---|---|---|
| **VOLATILE ORGANICS EPA 8260C (SW5030C PREP)** | | | | | | Analyst: **TS** |
| Cyclohexane | **ND** | 5.0 | | µg/L | 1 | 11/24/2021 5:59:00 PM |
| Methyl Cyclohexane | **ND** | 5.0 | | µg/L | 1 | 11/24/2021 5:59:00 PM |
| 1,2-Dibromoethane | **ND** | 5.0 | | µg/L | 1 | 11/24/2021 5:59:00 PM |
| 1,3-Dichlorobenzene | **ND** | 5.0 | | µg/L | 1 | 11/24/2021 5:59:00 PM |
| Isopropylbenzene | **ND** | 5.0 | | µg/L | 1 | 11/24/2021 5:59:00 PM |
| 1,2-Dichlorobenzene | **ND** | 5.0 | | µg/L | 1 | 11/24/2021 5:59:00 PM |
| 1,4-Dichlorobenzene | **ND** | 5.0 | | µg/L | 1 | 11/24/2021 5:59:00 PM |
| 1,2-Dibromo-3-chloropropane | **ND** | 10 | | µg/L | 1 | 11/24/2021 5:59:00 PM |
| 1,2,4-Trichlorobenzene | **ND** | 5.0 | | µg/L | 1 | 11/24/2021 5:59:00 PM |
| Surr: 1,2-Dichloroethane-d4 | **103** | 74-127 | | %REC | 1 | 11/24/2021 5:59:00 PM |
| Surr: 4-Bromofluorobenzene | **96.3** | 74-128 | | %REC | 1 | 11/24/2021 5:59:00 PM |
| Surr: Toluene-d8 | **100** | 75-127 | | %REC | 1 | 11/24/2021 5:59:00 PM |

# Adirondack Environmental Services, Inc

**Date:** *29-Nov-21*

**CLIENT:** Frontier Technical Associates
**Work Order:** **211124022**
**Reference:** Plant M-GW / GW ET-979
**PO#:**

**Client Sample ID:** MW-2B1122
**Collection Date:** 11/22/2021
**Lab Sample ID:** 211124022-003
**Matrix:** GROUNDWATER

| Analyses | Result | RL | Qual | Units | DF | Date Analyzed |
|---|---|---|---|---|---|---|
| **VOLATILE ORGANICS EPA 8260C (SW5030C PREP)** | | | | | | Analyst: **TS** |
| Chloromethane | **ND** | 10 | | µg/L | 1 | 11/24/2021 6:20:00 PM |
| Bromomethane | **ND** | 10 | | µg/L | 1 | 11/24/2021 6:20:00 PM |
| Vinyl chloride | **94** | 10 | | µg/L | 1 | 11/24/2021 6:20:00 PM |
| Chloroethane | **ND** | 10 | | µg/L | 1 | 11/24/2021 6:20:00 PM |
| Methylene chloride | **ND** | 5.0 | | µg/L | 1 | 11/24/2021 6:20:00 PM |
| Acetone | **ND** | 10 | | µg/L | 1 | 11/24/2021 6:20:00 PM |
| Carbon disulfide | **ND** | 5.0 | | µg/L | 1 | 11/24/2021 6:20:00 PM |
| 1,1-Dichloroethene | **16** | 5.0 | | µg/L | 1 | 11/24/2021 6:20:00 PM |
| 1,1-Dichloroethane | **220** | 5.0 | E | µg/L | 1 | 11/24/2021 6:20:00 PM |
| trans-1,2-Dichloroethene | **36** | 5.0 | S+ | µg/L | 1 | 11/24/2021 6:20:00 PM |
| cis-1,2-Dichloroethene | **130** | 5.0 | | µg/L | 1 | 11/24/2021 6:20:00 PM |
| Chloroform | **ND** | 5.0 | | µg/L | 1 | 11/24/2021 6:20:00 PM |
| 1,2-Dichloroethane | **ND** | 5.0 | | µg/L | 1 | 11/24/2021 6:20:00 PM |
| 2-Butanone | **ND** | 10 | | µg/L | 1 | 11/24/2021 6:20:00 PM |
| 1,1,1-Trichloroethane | **ND** | 5.0 | | µg/L | 1 | 11/24/2021 6:20:00 PM |
| Carbon tetrachloride | **ND** | 5.0 | | µg/L | 1 | 11/24/2021 6:20:00 PM |
| Bromodichloromethane | **ND** | 5.0 | | µg/L | 1 | 11/24/2021 6:20:00 PM |
| 1,2-Dichloropropane | **ND** | 5.0 | | µg/L | 1 | 11/24/2021 6:20:00 PM |
| cis-1,3-Dichloropropene | **ND** | 5.0 | | µg/L | 1 | 11/24/2021 6:20:00 PM |
| Trichloroethene | **9.9** | 5.0 | | µg/L | 1 | 11/24/2021 6:20:00 PM |
| Dibromochloromethane | **ND** | 5.0 | | µg/L | 1 | 11/24/2021 6:20:00 PM |
| 1,1,2-Trichloroethane | **ND** | 5.0 | | µg/L | 1 | 11/24/2021 6:20:00 PM |
| Benzene | **ND** | 5.0 | | µg/L | 1 | 11/24/2021 6:20:00 PM |
| trans-1,3-Dichloropropene | **ND** | 5.0 | | µg/L | 1 | 11/24/2021 6:20:00 PM |
| Bromoform | **ND** | 5.0 | | µg/L | 1 | 11/24/2021 6:20:00 PM |
| 4-Methyl-2-pentanone | **ND** | 10 | | µg/L | 1 | 11/24/2021 6:20:00 PM |
| 2-Hexanone | **ND** | 10 | | µg/L | 1 | 11/24/2021 6:20:00 PM |
| Tetrachloroethene | **ND** | 5.0 | | µg/L | 1 | 11/24/2021 6:20:00 PM |
| 1,1,2,2-Tetrachloroethane | **ND** | 5.0 | | µg/L | 1 | 11/24/2021 6:20:00 PM |
| Toluene | **ND** | 5.0 | | µg/L | 1 | 11/24/2021 6:20:00 PM |
| Chlorobenzene | **ND** | 5.0 | | µg/L | 1 | 11/24/2021 6:20:00 PM |
| Ethylbenzene | **ND** | 5.0 | | µg/L | 1 | 11/24/2021 6:20:00 PM |
| Styrene | **ND** | 5.0 | | µg/L | 1 | 11/24/2021 6:20:00 PM |
| m,p-Xylene | **ND** | 5.0 | | µg/L | 1 | 11/24/2021 6:20:00 PM |
| o-Xylene | **ND** | 5.0 | | µg/L | 1 | 11/24/2021 6:20:00 PM |
| Methyl tert-butyl ether | **ND** | 5.0 | | µg/L | 1 | 11/24/2021 6:20:00 PM |
| Dichlorodifluoromethane | **ND** | 10 | S | µg/L | 1 | 11/24/2021 6:20:00 PM |
| Methyl Acetate | **ND** | 5.0 | | µg/L | 1 | 11/24/2021 6:20:00 PM |
| 1,1,2-Trichloro-1,2,2-trifluoroethane | **21** | 5.0 | | µg/L | 1 | 11/24/2021 6:20:00 PM |
| Trichlorofluoromethane | **ND** | 5.0 | | µg/L | 1 | 11/24/2021 6:20:00 PM |

# Adirondack Environmental Services, Inc

**Date:** *29-Nov-21*

**CLIENT:** Frontier Technical Associates
**Work Order:** **211124022**
**Reference:** Plant M-GW / GW ET-979
**PO#:**

**Client Sample ID:** MW-2B1122
**Collection Date:** 11/22/2021
**Lab Sample ID:** 211124022-003
**Matrix:** GROUNDWATER

| Analyses | Result | RL | Qual | Units | DF | Date Analyzed |
|---|---|---|---|---|---|---|
| **VOLATILE ORGANICS EPA 8260C (SW5030C PREP)** | | | | | | Analyst: **TS** |
| Cyclohexane | **ND** | 5.0 | | µg/L | 1 | 11/24/2021 6:20:00 PM |
| Methyl Cyclohexane | **ND** | 5.0 | | µg/L | 1 | 11/24/2021 6:20:00 PM |
| 1,2-Dibromoethane | **ND** | 5.0 | | µg/L | 1 | 11/24/2021 6:20:00 PM |
| 1,3-Dichlorobenzene | **ND** | 5.0 | | µg/L | 1 | 11/24/2021 6:20:00 PM |
| Isopropylbenzene | **ND** | 5.0 | | µg/L | 1 | 11/24/2021 6:20:00 PM |
| 1,2-Dichlorobenzene | **ND** | 5.0 | | µg/L | 1 | 11/24/2021 6:20:00 PM |
| 1,4-Dichlorobenzene | **ND** | 5.0 | | µg/L | 1 | 11/24/2021 6:20:00 PM |
| 1,2-Dibromo-3-chloropropane | **ND** | 10 | | µg/L | 1 | 11/24/2021 6:20:00 PM |
| 1,2,4-Trichlorobenzene | **ND** | 5.0 | | µg/L | 1 | 11/24/2021 6:20:00 PM |
| Surr: 1,2-Dichloroethane-d4 | **98.8** | 74-127 | | %REC | 1 | 11/24/2021 6:20:00 PM |
| Surr: 4-Bromofluorobenzene | **90.4** | 74-128 | | %REC | 1 | 11/24/2021 6:20:00 PM |
| Surr: Toluene-d8 | **99.7** | 75-127 | | %REC | 1 | 11/24/2021 6:20:00 PM |

# Adirondack Environmental Services, Inc

**Date:** *29-Nov-21*

**CLIENT:** Frontier Technical Associates
**Work Order:** **211124022**
**Reference:** Plant M-GW / GW ET-979
**PO#:**

**Client Sample ID:** MW-31122
**Collection Date:** 11/22/2021
**Lab Sample ID:** 211124022-004
**Matrix:** GROUNDWATER

| Analyses | Result | RL | Qual | Units | DF | Date Analyzed |
|---|---|---|---|---|---|---|
| **VOLATILE ORGANICS EPA 8260C (SW5030C PREP)** | | | | | | Analyst: **TS** |
| Chloromethane | **ND** | 10 | | µg/L | 1 | 11/24/2021 6:41:00 PM |
| Bromomethane | **ND** | 10 | | µg/L | 1 | 11/24/2021 6:41:00 PM |
| Vinyl chloride | **ND** | 10 | | µg/L | 1 | 11/24/2021 6:41:00 PM |
| Chloroethane | **ND** | 10 | | µg/L | 1 | 11/24/2021 6:41:00 PM |
| Methylene chloride | **ND** | 5.0 | | µg/L | 1 | 11/24/2021 6:41:00 PM |
| Acetone | **ND** | 10 | | µg/L | 1 | 11/24/2021 6:41:00 PM |
| Carbon disulfide | **ND** | 5.0 | | µg/L | 1 | 11/24/2021 6:41:00 PM |
| 1,1-Dichloroethene | **ND** | 5.0 | | µg/L | 1 | 11/24/2021 6:41:00 PM |
| 1,1-Dichloroethane | **ND** | 5.0 | | µg/L | 1 | 11/24/2021 6:41:00 PM |
| trans-1,2-Dichloroethene | **ND** | 5.0 | | µg/L | 1 | 11/24/2021 6:41:00 PM |
| cis-1,2-Dichloroethene | **ND** | 5.0 | | µg/L | 1 | 11/24/2021 6:41:00 PM |
| Chloroform | **ND** | 5.0 | | µg/L | 1 | 11/24/2021 6:41:00 PM |
| 1,2-Dichloroethane | **ND** | 5.0 | | µg/L | 1 | 11/24/2021 6:41:00 PM |
| 2-Butanone | **ND** | 10 | | µg/L | 1 | 11/24/2021 6:41:00 PM |
| 1,1,1-Trichloroethane | **ND** | 5.0 | | µg/L | 1 | 11/24/2021 6:41:00 PM |
| Carbon tetrachloride | **ND** | 5.0 | | µg/L | 1 | 11/24/2021 6:41:00 PM |
| Bromodichloromethane | **ND** | 5.0 | | µg/L | 1 | 11/24/2021 6:41:00 PM |
| 1,2-Dichloropropane | **ND** | 5.0 | | µg/L | 1 | 11/24/2021 6:41:00 PM |
| cis-1,3-Dichloropropene | **ND** | 5.0 | | µg/L | 1 | 11/24/2021 6:41:00 PM |
| Trichloroethene | **ND** | 5.0 | | µg/L | 1 | 11/24/2021 6:41:00 PM |
| Dibromochloromethane | **ND** | 5.0 | | µg/L | 1 | 11/24/2021 6:41:00 PM |
| 1,1,2-Trichloroethane | **ND** | 5.0 | | µg/L | 1 | 11/24/2021 6:41:00 PM |
| Benzene | **ND** | 5.0 | | µg/L | 1 | 11/24/2021 6:41:00 PM |
| trans-1,3-Dichloropropene | **ND** | 5.0 | | µg/L | 1 | 11/24/2021 6:41:00 PM |
| Bromoform | **ND** | 5.0 | | µg/L | 1 | 11/24/2021 6:41:00 PM |
| 4-Methyl-2-pentanone | **ND** | 10 | | µg/L | 1 | 11/24/2021 6:41:00 PM |
| 2-Hexanone | **ND** | 10 | | µg/L | 1 | 11/24/2021 6:41:00 PM |
| Tetrachloroethene | **ND** | 5.0 | | µg/L | 1 | 11/24/2021 6:41:00 PM |
| 1,1,2,2-Tetrachloroethane | **ND** | 5.0 | | µg/L | 1 | 11/24/2021 6:41:00 PM |
| Toluene | **ND** | 5.0 | | µg/L | 1 | 11/24/2021 6:41:00 PM |
| Chlorobenzene | **ND** | 5.0 | | µg/L | 1 | 11/24/2021 6:41:00 PM |
| Ethylbenzene | **ND** | 5.0 | | µg/L | 1 | 11/24/2021 6:41:00 PM |
| Styrene | **ND** | 5.0 | | µg/L | 1 | 11/24/2021 6:41:00 PM |
| m,p-Xylene | **ND** | 5.0 | | µg/L | 1 | 11/24/2021 6:41:00 PM |
| o-Xylene | **ND** | 5.0 | | µg/L | 1 | 11/24/2021 6:41:00 PM |
| Methyl tert-butyl ether | **ND** | 5.0 | | µg/L | 1 | 11/24/2021 6:41:00 PM |
| Dichlorodifluoromethane | **ND** | 10 | S | µg/L | 1 | 11/24/2021 6:41:00 PM |
| Methyl Acetate | **ND** | 5.0 | | µg/L | 1 | 11/24/2021 6:41:00 PM |
| 1,1,2-Trichloro-1,2,2-trifluoroethane | **ND** | 5.0 | | µg/L | 1 | 11/24/2021 6:41:00 PM |
| Trichlorofluoromethane | **ND** | 5.0 | | µg/L | 1 | 11/24/2021 6:41:00 PM |

# Adirondack Environmental Services, Inc

**Date:** *29-Nov-21*

**CLIENT:** Frontier Technical Associates
**Work Order:** **211124022**
**Reference:** Plant M-GW / GW ET-979
**PO#:**

**Client Sample ID:** MW-31122
**Collection Date:** 11/22/2021
**Lab Sample ID:** 211124022-004
**Matrix:** GROUNDWATER

| Analyses | Result | RL | Qual | Units | DF | Date Analyzed |
|---|---|---|---|---|---|---|
| **VOLATILE ORGANICS EPA 8260C (SW5030C PREP)** | | | | | | Analyst: **TS** |
| Cyclohexane | **ND** | 5.0 | | µg/L | 1 | 11/24/2021 6:41:00 PM |
| Methyl Cyclohexane | **ND** | 5.0 | | µg/L | 1 | 11/24/2021 6:41:00 PM |
| 1,2-Dibromoethane | **ND** | 5.0 | | µg/L | 1 | 11/24/2021 6:41:00 PM |
| 1,3-Dichlorobenzene | **ND** | 5.0 | | µg/L | 1 | 11/24/2021 6:41:00 PM |
| Isopropylbenzene | **ND** | 5.0 | | µg/L | 1 | 11/24/2021 6:41:00 PM |
| 1,2-Dichlorobenzene | **ND** | 5.0 | | µg/L | 1 | 11/24/2021 6:41:00 PM |
| 1,4-Dichlorobenzene | **ND** | 5.0 | | µg/L | 1 | 11/24/2021 6:41:00 PM |
| 1,2-Dibromo-3-chloropropane | **ND** | 10 | | µg/L | 1 | 11/24/2021 6:41:00 PM |
| 1,2,4-Trichlorobenzene | **ND** | 5.0 | | µg/L | 1 | 11/24/2021 6:41:00 PM |
| Surr: 1,2-Dichloroethane-d4 | **102** | 74-127 | | %REC | 1 | 11/24/2021 6:41:00 PM |
| Surr: 4-Bromofluorobenzene | **92.0** | 74-128 | | %REC | 1 | 11/24/2021 6:41:00 PM |
| Surr: Toluene-d8 | **98.2** | 75-127 | | %REC | 1 | 11/24/2021 6:41:00 PM |

# Adirondack Environmental Services, Inc

**Date:** *29-Nov-21*

**CLIENT:** Frontier Technical Associates
**Work Order:** **211124022**
**Reference:** Plant M-GW / GW ET-979
**PO#:**

**Client Sample ID:** MW-41122
**Collection Date:** 11/22/2021
**Lab Sample ID:** 211124022-005
**Matrix:** GROUNDWATER

| Analyses | Result | RL | Qual | Units | DF | Date Analyzed |
|---|---|---|---|---|---|---|
| **VOLATILE ORGANICS EPA 8260C (SW5030C PREP)** | | | | | | Analyst: **TS** |
| Chloromethane | **ND** | 10 | | µg/L | 1 | 11/24/2021 7:02:00 PM |
| Bromomethane | **ND** | 10 | | µg/L | 1 | 11/24/2021 7:02:00 PM |
| Vinyl chloride | **ND** | 10 | | µg/L | 1 | 11/24/2021 7:02:00 PM |
| Chloroethane | **ND** | 10 | | µg/L | 1 | 11/24/2021 7:02:00 PM |
| Methylene chloride | **ND** | 5.0 | | µg/L | 1 | 11/24/2021 7:02:00 PM |
| Acetone | **ND** | 10 | | µg/L | 1 | 11/24/2021 7:02:00 PM |
| Carbon disulfide | **ND** | 5.0 | | µg/L | 1 | 11/24/2021 7:02:00 PM |
| 1,1-Dichloroethene | **ND** | 5.0 | | µg/L | 1 | 11/24/2021 7:02:00 PM |
| 1,1-Dichloroethane | **5.1** | 5.0 | | µg/L | 1 | 11/24/2021 7:02:00 PM |
| trans-1,2-Dichloroethene | **ND** | 5.0 | | µg/L | 1 | 11/24/2021 7:02:00 PM |
| cis-1,2-Dichloroethene | **ND** | 5.0 | | µg/L | 1 | 11/24/2021 7:02:00 PM |
| Chloroform | **ND** | 5.0 | | µg/L | 1 | 11/24/2021 7:02:00 PM |
| 1,2-Dichloroethane | **ND** | 5.0 | | µg/L | 1 | 11/24/2021 7:02:00 PM |
| 2-Butanone | **ND** | 10 | | µg/L | 1 | 11/24/2021 7:02:00 PM |
| 1,1,1-Trichloroethane | **ND** | 5.0 | | µg/L | 1 | 11/24/2021 7:02:00 PM |
| Carbon tetrachloride | **ND** | 5.0 | | µg/L | 1 | 11/24/2021 7:02:00 PM |
| Bromodichloromethane | **ND** | 5.0 | | µg/L | 1 | 11/24/2021 7:02:00 PM |
| 1,2-Dichloropropane | **ND** | 5.0 | | µg/L | 1 | 11/24/2021 7:02:00 PM |
| cis-1,3-Dichloropropene | **ND** | 5.0 | | µg/L | 1 | 11/24/2021 7:02:00 PM |
| Trichloroethene | **ND** | 5.0 | | µg/L | 1 | 11/24/2021 7:02:00 PM |
| Dibromochloromethane | **ND** | 5.0 | | µg/L | 1 | 11/24/2021 7:02:00 PM |
| 1,1,2-Trichloroethane | **ND** | 5.0 | | µg/L | 1 | 11/24/2021 7:02:00 PM |
| Benzene | **ND** | 5.0 | | µg/L | 1 | 11/24/2021 7:02:00 PM |
| trans-1,3-Dichloropropene | **ND** | 5.0 | | µg/L | 1 | 11/24/2021 7:02:00 PM |
| Bromoform | **ND** | 5.0 | | µg/L | 1 | 11/24/2021 7:02:00 PM |
| 4-Methyl-2-pentanone | **ND** | 10 | | µg/L | 1 | 11/24/2021 7:02:00 PM |
| 2-Hexanone | **ND** | 10 | | µg/L | 1 | 11/24/2021 7:02:00 PM |
| Tetrachloroethene | **ND** | 5.0 | | µg/L | 1 | 11/24/2021 7:02:00 PM |
| 1,1,2,2-Tetrachloroethane | **ND** | 5.0 | | µg/L | 1 | 11/24/2021 7:02:00 PM |
| Toluene | **ND** | 5.0 | | µg/L | 1 | 11/24/2021 7:02:00 PM |
| Chlorobenzene | **ND** | 5.0 | | µg/L | 1 | 11/24/2021 7:02:00 PM |
| Ethylbenzene | **ND** | 5.0 | | µg/L | 1 | 11/24/2021 7:02:00 PM |
| Styrene | **ND** | 5.0 | | µg/L | 1 | 11/24/2021 7:02:00 PM |
| m,p-Xylene | **ND** | 5.0 | | µg/L | 1 | 11/24/2021 7:02:00 PM |
| o-Xylene | **ND** | 5.0 | | µg/L | 1 | 11/24/2021 7:02:00 PM |
| Methyl tert-butyl ether | **ND** | 5.0 | | µg/L | 1 | 11/24/2021 7:02:00 PM |
| Dichlorodifluoromethane | **ND** | 10 | S | µg/L | 1 | 11/24/2021 7:02:00 PM |
| Methyl Acetate | **ND** | 5.0 | | µg/L | 1 | 11/24/2021 7:02:00 PM |
| 1,1,2-Trichloro-1,2,2-trifluoroethane | **ND** | 5.0 | | µg/L | 1 | 11/24/2021 7:02:00 PM |
| Trichlorofluoromethane | **ND** | 5.0 | | µg/L | 1 | 11/24/2021 7:02:00 PM |

# Adirondack Environmental Services, Inc

**Date:** *29-Nov-21*

**CLIENT:** Frontier Technical Associates
**Work Order:** **211124022**
**Reference:** Plant M-GW / GW ET-979
**PO#:**

**Client Sample ID:** MW-41122
**Collection Date:** 11/22/2021
**Lab Sample ID:** 211124022-005
**Matrix:** GROUNDWATER

| Analyses | Result | RL | Qual | Units | DF | Date Analyzed |
|---|---|---|---|---|---|---|
| **VOLATILE ORGANICS EPA 8260C (SW5030C PREP)** | | | | | | Analyst: **TS** |
| Cyclohexane | **ND** | 5.0 | | µg/L | 1 | 11/24/2021 7:02:00 PM |
| Methyl Cyclohexane | **ND** | 5.0 | | µg/L | 1 | 11/24/2021 7:02:00 PM |
| 1,2-Dibromoethane | **ND** | 5.0 | | µg/L | 1 | 11/24/2021 7:02:00 PM |
| 1,3-Dichlorobenzene | **ND** | 5.0 | | µg/L | 1 | 11/24/2021 7:02:00 PM |
| Isopropylbenzene | **ND** | 5.0 | | µg/L | 1 | 11/24/2021 7:02:00 PM |
| 1,2-Dichlorobenzene | **ND** | 5.0 | | µg/L | 1 | 11/24/2021 7:02:00 PM |
| 1,4-Dichlorobenzene | **ND** | 5.0 | | µg/L | 1 | 11/24/2021 7:02:00 PM |
| 1,2-Dibromo-3-chloropropane | **ND** | 10 | | µg/L | 1 | 11/24/2021 7:02:00 PM |
| 1,2,4-Trichlorobenzene | **ND** | 5.0 | | µg/L | 1 | 11/24/2021 7:02:00 PM |
| Surr: 1,2-Dichloroethane-d4 | **97.9** | 74-127 | | %REC | 1 | 11/24/2021 7:02:00 PM |
| Surr: 4-Bromofluorobenzene | **96.0** | 74-128 | | %REC | 1 | 11/24/2021 7:02:00 PM |
| Surr: Toluene-d8 | **101** | 75-127 | | %REC | 1 | 11/24/2021 7:02:00 PM |

# Adirondack Environmental Services, Inc

**Date:** *29-Nov-21*

**CLIENT:** Frontier Technical Associates
**Work Order:** **211124022**
**Reference:** Plant M-GW / GW ET-979
**PO#:**

**Client Sample ID:** MW-51122
**Collection Date:** 11/22/2021
**Lab Sample ID:** 211124022-006
**Matrix:** GROUNDWATER

| Analyses | Result | RL | Qual | Units | DF | Date Analyzed |
|---|---|---|---|---|---|---|
| **VOLATILE ORGANICS EPA 8260C (SW5030C PREP)** | | | | | | Analyst: **TS** |
| Chloromethane | **ND** | 10 | | µg/L | 1 | 11/24/2021 7:23:00 PM |
| Bromomethane | **ND** | 10 | | µg/L | 1 | 11/24/2021 7:23:00 PM |
| Vinyl chloride | **ND** | 10 | | µg/L | 1 | 11/24/2021 7:23:00 PM |
| Chloroethane | **ND** | 10 | | µg/L | 1 | 11/24/2021 7:23:00 PM |
| Methylene chloride | **ND** | 5.0 | | µg/L | 1 | 11/24/2021 7:23:00 PM |
| Acetone | **ND** | 10 | | µg/L | 1 | 11/24/2021 7:23:00 PM |
| Carbon disulfide | **ND** | 5.0 | | µg/L | 1 | 11/24/2021 7:23:00 PM |
| 1,1-Dichloroethene | **ND** | 5.0 | | µg/L | 1 | 11/24/2021 7:23:00 PM |
| 1,1-Dichloroethane | **ND** | 5.0 | | µg/L | 1 | 11/24/2021 7:23:00 PM |
| trans-1,2-Dichloroethene | **ND** | 5.0 | | µg/L | 1 | 11/24/2021 7:23:00 PM |
| cis-1,2-Dichloroethene | **ND** | 5.0 | | µg/L | 1 | 11/24/2021 7:23:00 PM |
| Chloroform | **ND** | 5.0 | | µg/L | 1 | 11/24/2021 7:23:00 PM |
| 1,2-Dichloroethane | **ND** | 5.0 | | µg/L | 1 | 11/24/2021 7:23:00 PM |
| 2-Butanone | **ND** | 10 | | µg/L | 1 | 11/24/2021 7:23:00 PM |
| 1,1,1-Trichloroethane | **ND** | 5.0 | | µg/L | 1 | 11/24/2021 7:23:00 PM |
| Carbon tetrachloride | **ND** | 5.0 | | µg/L | 1 | 11/24/2021 7:23:00 PM |
| Bromodichloromethane | **ND** | 5.0 | | µg/L | 1 | 11/24/2021 7:23:00 PM |
| 1,2-Dichloropropane | **ND** | 5.0 | | µg/L | 1 | 11/24/2021 7:23:00 PM |
| cis-1,3-Dichloropropene | **ND** | 5.0 | | µg/L | 1 | 11/24/2021 7:23:00 PM |
| Trichloroethene | **ND** | 5.0 | | µg/L | 1 | 11/24/2021 7:23:00 PM |
| Dibromochloromethane | **ND** | 5.0 | | µg/L | 1 | 11/24/2021 7:23:00 PM |
| 1,1,2-Trichloroethane | **ND** | 5.0 | | µg/L | 1 | 11/24/2021 7:23:00 PM |
| Benzene | **ND** | 5.0 | | µg/L | 1 | 11/24/2021 7:23:00 PM |
| trans-1,3-Dichloropropene | **ND** | 5.0 | | µg/L | 1 | 11/24/2021 7:23:00 PM |
| Bromoform | **ND** | 5.0 | | µg/L | 1 | 11/24/2021 7:23:00 PM |
| 4-Methyl-2-pentanone | **ND** | 10 | | µg/L | 1 | 11/24/2021 7:23:00 PM |
| 2-Hexanone | **ND** | 10 | | µg/L | 1 | 11/24/2021 7:23:00 PM |
| Tetrachloroethene | **ND** | 5.0 | | µg/L | 1 | 11/24/2021 7:23:00 PM |
| 1,1,2,2-Tetrachloroethane | **ND** | 5.0 | | µg/L | 1 | 11/24/2021 7:23:00 PM |
| Toluene | **ND** | 5.0 | | µg/L | 1 | 11/24/2021 7:23:00 PM |
| Chlorobenzene | **ND** | 5.0 | | µg/L | 1 | 11/24/2021 7:23:00 PM |
| Ethylbenzene | **ND** | 5.0 | | µg/L | 1 | 11/24/2021 7:23:00 PM |
| Styrene | **ND** | 5.0 | | µg/L | 1 | 11/24/2021 7:23:00 PM |
| m,p-Xylene | **ND** | 5.0 | | µg/L | 1 | 11/24/2021 7:23:00 PM |
| o-Xylene | **ND** | 5.0 | | µg/L | 1 | 11/24/2021 7:23:00 PM |
| Methyl tert-butyl ether | **ND** | 5.0 | | µg/L | 1 | 11/24/2021 7:23:00 PM |
| Dichlorodifluoromethane | **ND** | 10 | S | µg/L | 1 | 11/24/2021 7:23:00 PM |
| Methyl Acetate | **ND** | 5.0 | | µg/L | 1 | 11/24/2021 7:23:00 PM |
| 1,1,2-Trichloro-1,2,2-trifluoroethane | **ND** | 5.0 | | µg/L | 1 | 11/24/2021 7:23:00 PM |
| Trichlorofluoromethane | **ND** | 5.0 | | µg/L | 1 | 11/24/2021 7:23:00 PM |

# Adirondack Environmental Services, Inc

**Date:** *29-Nov-21*

**CLIENT:** Frontier Technical Associates
**Work Order:** **211124022**
**Reference:** Plant M-GW / GW ET-979
**PO#:**

**Client Sample ID:** MW-51122
**Collection Date:** 11/22/2021
**Lab Sample ID:** 211124022-006
**Matrix:** GROUNDWATER

| Analyses | Result | RL | Qual | Units | DF | Date Analyzed |
|---|---|---|---|---|---|---|
| **VOLATILE ORGANICS EPA 8260C (SW5030C PREP)** | | | | | | Analyst: **TS** |
| Cyclohexane | **ND** | 5.0 | | µg/L | 1 | 11/24/2021 7:23:00 PM |
| Methyl Cyclohexane | **ND** | 5.0 | | µg/L | 1 | 11/24/2021 7:23:00 PM |
| 1,2-Dibromoethane | **ND** | 5.0 | | µg/L | 1 | 11/24/2021 7:23:00 PM |
| 1,3-Dichlorobenzene | **ND** | 5.0 | | µg/L | 1 | 11/24/2021 7:23:00 PM |
| Isopropylbenzene | **ND** | 5.0 | | µg/L | 1 | 11/24/2021 7:23:00 PM |
| 1,2-Dichlorobenzene | **ND** | 5.0 | | µg/L | 1 | 11/24/2021 7:23:00 PM |
| 1,4-Dichlorobenzene | **ND** | 5.0 | | µg/L | 1 | 11/24/2021 7:23:00 PM |
| 1,2-Dibromo-3-chloropropane | **ND** | 10 | | µg/L | 1 | 11/24/2021 7:23:00 PM |
| 1,2,4-Trichlorobenzene | **ND** | 5.0 | | µg/L | 1 | 11/24/2021 7:23:00 PM |
| Surr: 1,2-Dichloroethane-d4 | **99.2** | 74-127 | | %REC | 1 | 11/24/2021 7:23:00 PM |
| Surr: 4-Bromofluorobenzene | **92.1** | 74-128 | | %REC | 1 | 11/24/2021 7:23:00 PM |
| Surr: Toluene-d8 | **100** | 75-127 | | %REC | 1 | 11/24/2021 7:23:00 PM |

# Adirondack Environmental Services, Inc

**Date:** *29-Nov-21*

**CLIENT:** Frontier Technical Associates
**Work Order:** **211124022**
**Reference:** Plant M-GW / GW ET-979
**PO#:**

**Client Sample ID:** MW-61122
**Collection Date:** 11/22/2021
**Lab Sample ID:** 211124022-007
**Matrix:** GROUNDWATER

| Analyses | Result | RL | Qual | Units | DF | Date Analyzed |
|---|---|---|---|---|---|---|
| **VOLATILE ORGANICS EPA 8260C (SW5030C PREP)** | | | | | | Analyst: **TS** |
| Chloromethane | **ND** | 10 | | µg/L | 1 | 11/24/2021 7:44:00 PM |
| Bromomethane | **ND** | 10 | | µg/L | 1 | 11/24/2021 7:44:00 PM |
| Vinyl chloride | **ND** | 10 | | µg/L | 1 | 11/24/2021 7:44:00 PM |
| Chloroethane | **ND** | 10 | | µg/L | 1 | 11/24/2021 7:44:00 PM |
| Methylene chloride | **ND** | 5.0 | | µg/L | 1 | 11/24/2021 7:44:00 PM |
| Acetone | **ND** | 10 | | µg/L | 1 | 11/24/2021 7:44:00 PM |
| Carbon disulfide | **ND** | 5.0 | | µg/L | 1 | 11/24/2021 7:44:00 PM |
| 1,1-Dichloroethene | **ND** | 5.0 | | µg/L | 1 | 11/24/2021 7:44:00 PM |
| 1,1-Dichloroethane | **ND** | 5.0 | | µg/L | 1 | 11/24/2021 7:44:00 PM |
| trans-1,2-Dichloroethene | **ND** | 5.0 | | µg/L | 1 | 11/24/2021 7:44:00 PM |
| cis-1,2-Dichloroethene | **ND** | 5.0 | | µg/L | 1 | 11/24/2021 7:44:00 PM |
| Chloroform | **ND** | 5.0 | | µg/L | 1 | 11/24/2021 7:44:00 PM |
| 1,2-Dichloroethane | **ND** | 5.0 | | µg/L | 1 | 11/24/2021 7:44:00 PM |
| 2-Butanone | **ND** | 10 | | µg/L | 1 | 11/24/2021 7:44:00 PM |
| 1,1,1-Trichloroethane | **ND** | 5.0 | | µg/L | 1 | 11/24/2021 7:44:00 PM |
| Carbon tetrachloride | **ND** | 5.0 | | µg/L | 1 | 11/24/2021 7:44:00 PM |
| Bromodichloromethane | **ND** | 5.0 | | µg/L | 1 | 11/24/2021 7:44:00 PM |
| 1,2-Dichloropropane | **ND** | 5.0 | | µg/L | 1 | 11/24/2021 7:44:00 PM |
| cis-1,3-Dichloropropene | **ND** | 5.0 | | µg/L | 1 | 11/24/2021 7:44:00 PM |
| Trichloroethene | **ND** | 5.0 | | µg/L | 1 | 11/24/2021 7:44:00 PM |
| Dibromochloromethane | **ND** | 5.0 | | µg/L | 1 | 11/24/2021 7:44:00 PM |
| 1,1,2-Trichloroethane | **ND** | 5.0 | | µg/L | 1 | 11/24/2021 7:44:00 PM |
| Benzene | **ND** | 5.0 | | µg/L | 1 | 11/24/2021 7:44:00 PM |
| trans-1,3-Dichloropropene | **ND** | 5.0 | | µg/L | 1 | 11/24/2021 7:44:00 PM |
| Bromoform | **ND** | 5.0 | | µg/L | 1 | 11/24/2021 7:44:00 PM |
| 4-Methyl-2-pentanone | **ND** | 10 | | µg/L | 1 | 11/24/2021 7:44:00 PM |
| 2-Hexanone | **ND** | 10 | | µg/L | 1 | 11/24/2021 7:44:00 PM |
| Tetrachloroethene | **ND** | 5.0 | | µg/L | 1 | 11/24/2021 7:44:00 PM |
| 1,1,2,2-Tetrachloroethane | **ND** | 5.0 | | µg/L | 1 | 11/24/2021 7:44:00 PM |
| Toluene | **ND** | 5.0 | | µg/L | 1 | 11/24/2021 7:44:00 PM |
| Chlorobenzene | **ND** | 5.0 | | µg/L | 1 | 11/24/2021 7:44:00 PM |
| Ethylbenzene | **ND** | 5.0 | | µg/L | 1 | 11/24/2021 7:44:00 PM |
| Styrene | **ND** | 5.0 | | µg/L | 1 | 11/24/2021 7:44:00 PM |
| m,p-Xylene | **ND** | 5.0 | | µg/L | 1 | 11/24/2021 7:44:00 PM |
| o-Xylene | **ND** | 5.0 | | µg/L | 1 | 11/24/2021 7:44:00 PM |
| Methyl tert-butyl ether | **ND** | 5.0 | | µg/L | 1 | 11/24/2021 7:44:00 PM |
| Dichlorodifluoromethane | **ND** | 10 | S | µg/L | 1 | 11/24/2021 7:44:00 PM |
| Methyl Acetate | **ND** | 5.0 | | µg/L | 1 | 11/24/2021 7:44:00 PM |
| 1,1,2-Trichloro-1,2,2-trifluoroethane | **ND** | 5.0 | | µg/L | 1 | 11/24/2021 7:44:00 PM |
| Trichlorofluoromethane | **ND** | 5.0 | | µg/L | 1 | 11/24/2021 7:44:00 PM |

# Adirondack Environmental Services, Inc

**Date:** *29-Nov-21*

**CLIENT:** Frontier Technical Associates
**Work Order:** **211124022**
**Reference:** Plant M-GW / GW ET-979
**PO#:**

**Client Sample ID:** MW-61122
**Collection Date:** 11/22/2021
**Lab Sample ID:** 211124022-007
**Matrix:** GROUNDWATER

| Analyses | Result | RL | Qual | Units | DF | Date Analyzed |
|---|---|---|---|---|---|---|
| **VOLATILE ORGANICS EPA 8260C (SW5030C PREP)** | | | | | | Analyst: **TS** |
| Cyclohexane | **ND** | 5.0 | | µg/L | 1 | 11/24/2021 7:44:00 PM |
| Methyl Cyclohexane | **ND** | 5.0 | | µg/L | 1 | 11/24/2021 7:44:00 PM |
| 1,2-Dibromoethane | **ND** | 5.0 | | µg/L | 1 | 11/24/2021 7:44:00 PM |
| 1,3-Dichlorobenzene | **ND** | 5.0 | | µg/L | 1 | 11/24/2021 7:44:00 PM |
| Isopropylbenzene | **ND** | 5.0 | | µg/L | 1 | 11/24/2021 7:44:00 PM |
| 1,2-Dichlorobenzene | **ND** | 5.0 | | µg/L | 1 | 11/24/2021 7:44:00 PM |
| 1,4-Dichlorobenzene | **ND** | 5.0 | | µg/L | 1 | 11/24/2021 7:44:00 PM |
| 1,2-Dibromo-3-chloropropane | **ND** | 10 | | µg/L | 1 | 11/24/2021 7:44:00 PM |
| 1,2,4-Trichlorobenzene | **ND** | 5.0 | | µg/L | 1 | 11/24/2021 7:44:00 PM |
| Surr: 1,2-Dichloroethane-d4 | **103** | 74-127 | | %REC | 1 | 11/24/2021 7:44:00 PM |
| Surr: 4-Bromofluorobenzene | **96.8** | 74-128 | | %REC | 1 | 11/24/2021 7:44:00 PM |
| Surr: Toluene-d8 | **101** | 75-127 | | %REC | 1 | 11/24/2021 7:44:00 PM |

# Adirondack Environmental Services, Inc

**Date:** *29-Nov-21*

**CLIENT:** Frontier Technical Associates
**Work Order:** **211124022**
**Reference:** Plant M-GW / GW ET-979
**PO#:**

**Client Sample ID:** MW-71122
**Collection Date:** 11/22/2021
**Lab Sample ID:** 211124022-008
**Matrix:** GROUNDWATER

| Analyses | Result | RL | Qual | Units | DF | Date Analyzed |
|---|---|---|---|---|---|---|
| **VOLATILE ORGANICS EPA 8260C (SW5030C PREP)** | | | | | | Analyst: **TS** |
| Chloromethane | **ND** | 10 | | µg/L | 1 | 11/24/2021 8:06:00 PM |
| Bromomethane | **ND** | 10 | | µg/L | 1 | 11/24/2021 8:06:00 PM |
| Vinyl chloride | **ND** | 10 | | µg/L | 1 | 11/24/2021 8:06:00 PM |
| Chloroethane | **ND** | 10 | | µg/L | 1 | 11/24/2021 8:06:00 PM |
| Methylene chloride | **ND** | 5.0 | | µg/L | 1 | 11/24/2021 8:06:00 PM |
| Acetone | **ND** | 10 | | µg/L | 1 | 11/24/2021 8:06:00 PM |
| Carbon disulfide | **ND** | 5.0 | | µg/L | 1 | 11/24/2021 8:06:00 PM |
| 1,1-Dichloroethene | **ND** | 5.0 | | µg/L | 1 | 11/24/2021 8:06:00 PM |
| 1,1-Dichloroethane | **ND** | 5.0 | | µg/L | 1 | 11/24/2021 8:06:00 PM |
| trans-1,2-Dichloroethene | **ND** | 5.0 | | µg/L | 1 | 11/24/2021 8:06:00 PM |
| cis-1,2-Dichloroethene | **ND** | 5.0 | | µg/L | 1 | 11/24/2021 8:06:00 PM |
| Chloroform | **ND** | 5.0 | | µg/L | 1 | 11/24/2021 8:06:00 PM |
| 1,2-Dichloroethane | **ND** | 5.0 | | µg/L | 1 | 11/24/2021 8:06:00 PM |
| 2-Butanone | **ND** | 10 | | µg/L | 1 | 11/24/2021 8:06:00 PM |
| 1,1,1-Trichloroethane | **ND** | 5.0 | | µg/L | 1 | 11/24/2021 8:06:00 PM |
| Carbon tetrachloride | **ND** | 5.0 | | µg/L | 1 | 11/24/2021 8:06:00 PM |
| Bromodichloromethane | **ND** | 5.0 | | µg/L | 1 | 11/24/2021 8:06:00 PM |
| 1,2-Dichloropropane | **ND** | 5.0 | | µg/L | 1 | 11/24/2021 8:06:00 PM |
| cis-1,3-Dichloropropene | **ND** | 5.0 | | µg/L | 1 | 11/24/2021 8:06:00 PM |
| Trichloroethene | **ND** | 5.0 | | µg/L | 1 | 11/24/2021 8:06:00 PM |
| Dibromochloromethane | **ND** | 5.0 | | µg/L | 1 | 11/24/2021 8:06:00 PM |
| 1,1,2-Trichloroethane | **ND** | 5.0 | | µg/L | 1 | 11/24/2021 8:06:00 PM |
| Benzene | **ND** | 5.0 | | µg/L | 1 | 11/24/2021 8:06:00 PM |
| trans-1,3-Dichloropropene | **ND** | 5.0 | | µg/L | 1 | 11/24/2021 8:06:00 PM |
| Bromoform | **ND** | 5.0 | | µg/L | 1 | 11/24/2021 8:06:00 PM |
| 4-Methyl-2-pentanone | **ND** | 10 | | µg/L | 1 | 11/24/2021 8:06:00 PM |
| 2-Hexanone | **ND** | 10 | | µg/L | 1 | 11/24/2021 8:06:00 PM |
| Tetrachloroethene | **ND** | 5.0 | | µg/L | 1 | 11/24/2021 8:06:00 PM |
| 1,1,2,2-Tetrachloroethane | **ND** | 5.0 | | µg/L | 1 | 11/24/2021 8:06:00 PM |
| Toluene | **ND** | 5.0 | | µg/L | 1 | 11/24/2021 8:06:00 PM |
| Chlorobenzene | **ND** | 5.0 | | µg/L | 1 | 11/24/2021 8:06:00 PM |
| Ethylbenzene | **ND** | 5.0 | | µg/L | 1 | 11/24/2021 8:06:00 PM |
| Styrene | **ND** | 5.0 | | µg/L | 1 | 11/24/2021 8:06:00 PM |
| m,p-Xylene | **ND** | 5.0 | | µg/L | 1 | 11/24/2021 8:06:00 PM |
| o-Xylene | **ND** | 5.0 | | µg/L | 1 | 11/24/2021 8:06:00 PM |
| Methyl tert-butyl ether | **ND** | 5.0 | | µg/L | 1 | 11/24/2021 8:06:00 PM |
| Dichlorodifluoromethane | **ND** | 10 | S | µg/L | 1 | 11/24/2021 8:06:00 PM |
| Methyl Acetate | **ND** | 5.0 | | µg/L | 1 | 11/24/2021 8:06:00 PM |
| 1,1,2-Trichloro-1,2,2-trifluoroethane | **ND** | 5.0 | | µg/L | 1 | 11/24/2021 8:06:00 PM |
| Trichlorofluoromethane | **ND** | 5.0 | | µg/L | 1 | 11/24/2021 8:06:00 PM |

# Adirondack Environmental Services, Inc

**Date:** *29-Nov-21*

**CLIENT:** Frontier Technical Associates
**Work Order:** **211124022**
**Reference:** Plant M-GW / GW ET-979
**PO#:**

**Client Sample ID:** MW-71122
**Collection Date:** 11/22/2021
**Lab Sample ID:** 211124022-008
**Matrix:** GROUNDWATER

| Analyses | Result | RL | Qual | Units | DF | Date Analyzed |
|---|---|---|---|---|---|---|
| **VOLATILE ORGANICS EPA 8260C (SW5030C PREP)** | | | | | | Analyst: **TS** |
| Cyclohexane | **ND** | 5.0 | | µg/L | 1 | 11/24/2021 8:06:00 PM |
| Methyl Cyclohexane | **ND** | 5.0 | | µg/L | 1 | 11/24/2021 8:06:00 PM |
| 1,2-Dibromoethane | **ND** | 5.0 | | µg/L | 1 | 11/24/2021 8:06:00 PM |
| 1,3-Dichlorobenzene | **ND** | 5.0 | | µg/L | 1 | 11/24/2021 8:06:00 PM |
| Isopropylbenzene | **ND** | 5.0 | | µg/L | 1 | 11/24/2021 8:06:00 PM |
| 1,2-Dichlorobenzene | **ND** | 5.0 | | µg/L | 1 | 11/24/2021 8:06:00 PM |
| 1,4-Dichlorobenzene | **ND** | 5.0 | | µg/L | 1 | 11/24/2021 8:06:00 PM |
| 1,2-Dibromo-3-chloropropane | **ND** | 10 | | µg/L | 1 | 11/24/2021 8:06:00 PM |
| 1,2,4-Trichlorobenzene | **ND** | 5.0 | | µg/L | 1 | 11/24/2021 8:06:00 PM |
| Surr: 1,2-Dichloroethane-d4 | **101** | 74-127 | | %REC | 1 | 11/24/2021 8:06:00 PM |
| Surr: 4-Bromofluorobenzene | **97.3** | 74-128 | | %REC | 1 | 11/24/2021 8:06:00 PM |
| Surr: Toluene-d8 | **99.4** | 75-127 | | %REC | 1 | 11/24/2021 8:06:00 PM |

Adirondack Environmental Services Inc.
314 North Pearl Street
Albany, NY 12207
518-434-4546 / FAX: 518-434-0891

EXPERIENCE IS THE SOLUTION

# CHAIN OF CUSTODY RECORD

AES Work Order#: 211124022

COC Reference:

A full service analytical research laboratory offering solutions to environmental concerns

Client Name: Frontier Technical Associates, Inc.

Address: 8675 Main Street, Williamsville, NY 14221

Send Report to: Kathy Wager

Project Name (Location): PLANT-M GW. ET-979

Samplers Name: RON BLINSTON

Client Phone #: 716-634-2293

Client PO #:

Samplers Signature:

Client Email: kathy.wager@frontiertechnical.com

| AES Sample Number | Client Sample Identification & Location | Date Sampled | Time A=am P=pm | | Sample Type Matrix | C | G | # of Cont's | Preser-vative | Analysis |
|---|---|---|---|---|---|---|---|---|---|---|
| 001 | MW-1B1122 | 11/22/21 | 2:40 | A P | GW | | ✓ | 2 | 3 | 8260 TCL |
| 002 | MW-2A1122 | | 2:08 | A P | | | ✓ | 2 | 3 | |
| 003 | MW-2B1122 | | 2:13 | A P | | | ✓ | 2 | 3 | |
| 004 | MW-31122 | | 1:18 | A P | | | ✓ | 2 | 3 | |
| 005 | MW-41122 | | 1:39 | A P | | | ✓ | 2 | 3 | |
| 006 | MW-51122 | | 12:50 | A P | | | ✓ | 2 | 3 | |
| 007 | MW-61122 | | 1:45 | A P | | | ✓ | 2 | 3 | |
| 008 | MW-71122 | | 1:26 | A P | | | ✓ | 2 | 3 | |
| | | | | A P | | | | | | |
| | | | | A P | | | | | | |
| | | | | A P | | | | | | |
| | | | | A P | | | | | | |
| | | | | A P | | | | | | |
| | | | | A P | | | | | | |
| | | | | A P | | | | | | |

**Shipment Arrived Via:** FedEx UPS Client AES Other:

***Turnaround Time Requested:***

1 Day 2 Day 3 Day 5 Day Standard

NOTE: Samples received after 3:30pm are considered next business day.

Special Instructions/Remarks:

STD REPORT WITH EQUIS

QUOTE 5917

| | | | |
|---|---|---|---|
| Relinquished by: (Signature) | Received by: (Signature) FED EX | Date 11/23/21 | Time 4:00pm |
| Relinquished by: (Signature) | Received by: (Signature) | Date | Time |
| Relinquished by: (Signature) | Received for Laboratory by: | Date 11/24/21 | Time 10:01am |

**Sample Temperature**

Ambient ~ Chilled ~ Chilling Begun

Notes: 4°C

**Custody Seal Intact:** Y / N

**Bottles AES:** Y / N

**Properly Preserved:** Y / N

0=None
1=$H_2SO_4$ pH<2
2=$HNO_3$ pH<2
3=HCl pH<2
4=$Na_2S_2O_3$
5=$NH_4Cl$
6=Ascorbic Acid
7=FAS
8=ZnAc/NaOH pH>9
9=NaOH pH>10
10=Other

**Received Within Holding Times:** Y / N

Notes:

Demo

211124022

FRONTIER TECHNICAL ASSOCIATES INC.

8675 Main Street, Williamsville, NY 14221

# Moog Groundwater Calibration Record

Date: 11/22/21 Time: 8:05 am

| | | | | Standard Expires |
|---|---|---|---|---|
| pH Calibration: Temp: 18.7 | Buffers: | 7.0 | 7.00 | 11/20/2022 |
| Instrument ID: #2 | | 10.0 | 10.10 | 10/6/2022 |
| | | Check 4.0 | 4.01 | 10/29/2022 |

Turbidity: Cal. Check Std: 20 NTU Reading: 18.8 02/2023

Instrument ID: E must be +/- 10% of true value

Method Blank: 0.28

Post- Sampling Cal. Check Std: 20 NTU Reading: 19.0 02/2023

Instrument ID: E must be +/- 10% of true value

Specific Conductivity Cal. Check Std: 1413 umhos/cm

Instrument ID: CON 6 Reading: 1413 06/25/2022

Field Analyst: [signature]

**FRONTIER TECHNICAL ASSOCIATES, INC.**
8675 Main Street, Williamsville, New York 14221 (716) 634-2293
*Environmental Monitoring and Consulting*

# GROUNDWATER MONITORING REPORT
# FOR
# MOOG SITE
# ELMA, NEW YORK
# FIRST QUARTER 2022

ET-979-22-01

March 7, 2022

Prepared for:

Mr. Christopher Russin
Moog, Inc.,
160 Jamison Road
East Aurora, NY 14052

Prepared by:
Frontier Technical Associates, Inc.
8675 Main Street
Williamsville, NY 14221

# TABLE OF CONTENTS

# GROUNDWATER MONITORING REPORT
# FOR
# MOOG SITE
# ELMA, NEW YORK
# FIRST QUARTER 2022

## INTRODUCTION

### Purpose

The purpose of this report is to document the groundwater conditions in eight wells at Moog, Inc. in support of a delisting of the site with NYSDEC. The wells are to be monitored quarterly and the results of the sampling and analysis are to be reported to Moog. Frontier Technical Associates, Inc. (FTA) has been contracted to provide monitoring and sampling. This report is to document the monitoring and analysis for the First Quarter of 2022.

## MONITORING SYSTEM

The groundwater monitoring system consists of eight wells. The wells are located as shown on Figure 1 and are designated as follows:

| | | | |
|---|---|---|---|
| MW-1B | MW-2A | MW-2B | MW-3 |
| MW-4 | MW-5 | MW-6 | MW-7 |

The historical and current groundwater elevations are presented on Table 1.

## MONITORING METHODS

Groundwater samples were obtained from the eight wells. The samples were collected by Frontier Technical Associates, Inc. (FTA) under contract to Moog, Inc. The samples were analyzed by AES, Inc. under subcontract to Frontier Technical Associates.

### Sampling Procedures

The wells were sampled in accordance with the standard procedures specified by Moog, Inc. Prior to purging and sampling, the groundwater surface level was obtained. The wells were then purged to remove a minimum of three well volumes of standing water or until dry. All the wells were purged using dedicated polyethylene tubing connected to a peristaltic pump. The quantity of groundwater purged was measured.

The samples were collected with dedicated bailers. Samples for laboratory analysis were collected in pre-labeled glass vials as appropriate for the analysis. The samples were cooled to 4° C for shipment to the laboratory. The samples were transported to AES under proper chain-of-custody.

Field measurements for pH, specific conductance, temperature and turbidity were made immediately upon sample collection. Meters were calibrated prior to use. The results of the field measurements are presented on Table 2. The field data collection forms are presented in the Appendix to document the work at this site.

### Quality Assurance and Quality Control

Frontier Technical Associates, Inc. implemented the following quality assurance and quality control measures during this monitoring event to help ensure the quality and reliability of the data obtained:

- Laboratory surrogate recoveries were checked. Laboratory QA/QC is presented in the complete laboratory report in the Appendix.

## MONITORING RESULTS

### Water Quality Data

The groundwater monitoring results for this quarter are summarized on Table 3. Table 3 also includes any laboratory data qualifiers (if any). The evaluation of the water quality data includes an evaluation of the sample holding times, method blanks, and spike data. All these QA/QC measures are used to assess data usability. In addition, the data is reviewed by a senior environmental professional (Professional Engineer) for usability. The data is evaluated against the NYSDEC groundwater standard (Class GA) to aid in the interpretation of the significance of the results.

### Sample Holding Times

Sample holding times for each parameter are specified by each analytical method. All samples were analyzed within the allowable holding times.

## Data Usability

Based on a review of the sampling and analytical data and the quality control/quality assurance data, the data as presented in this report is usable for the purposes stated in the scope of work.

## GROUNDWATER

The groundwater pumping system has been turned off and the groundwater levels in the wells have risen and appear to have reached their equilibrium level. Figures 2 through 10 present the historical elevation plots for each of the wells. Groundwater elevations in many of the wells rise and fall together. The following observations are relevant to the evaluation of the groundwater levels.

- After the pumping was turned off, water levels in the Sump and Wells MW-2B, MW-3, MW-4, MW-6 and MW-7 increased. It appears that the operation of the sump impacts the water elevations at these locations.

- Groundwater elevations in wells MW-1B, MW-2A and MW-5 appear to be unaffected by the operation of the sump.

- Monitoring well MW-2A and MW-5 appear to be affected by seasonal variations. Late summer and early fall represent the lowest groundwater elevations.

## EVALUATION OF MONITORING RESULTS

Tables 2 and 3 summarize the groundwater monitoring results for this quarter. Based on the available results, the data appears to be consistent with prior sampling events. pH measurements ranged from 6.71 to 8.50. Turbidity was less than 50 NTUs in all wells except MW-1B, and MW-3. Specific conductance ranged from 412 to 9,430 uhmos/cm. MW-7 is an at grade well in the parking lot and appears to be influenced by infiltration of the salt water from deicing.

The concentration of volatile organic compounds for this quarter are presented on Table 3. Figure 11 is a plot of the CFC 113 in well MW-2B. Figures 12, 13, 14 and 15 are plots of several potential indicator compounds with time in Well MW-2B. Contamination in the other wells on site is not present. All trends are tentative at this time and should be further evaluated as additional information becomes available.

Table 1. Groundwater Elevations at Moog

| Date | Sump | MW-1B | MW-2A | MW-2B | MW-3 | MW-4 | MW-5 | MW-6 | MW-7 |
|---|---|---|---|---|---|---|---|---|---|
| Dec-10 | 94.52 | 95.27 | 92.55 | 94.55 | 94.70 | 93.49 | 94.18 | 94.58 | 95.00 |
| Jan-11 | 94.24 | 95.43 | 92.55 | 94.87 | 94.32 | 94.29 | 93.60 | 94.32 | 94.26 |
| Feb-11 | 88.90 | 94.14 | 90.48 | 90.47 | 89.02 | 88.91 | 91.81 | 88.95 | 88.90 |
| Mar-11 | 94.10 | 95.29 | 92.11 | 94.10 | 94.12 | 93.92 | 93.68 | 94.04 | 94.03 |
| Apr-11 | 94.47 | 94.99 | 92.67 | 94.29 | 94.30 | 94.25 | 93.63 | 94.31 | 94.26 |
| May-11 | 94.20 | 94.78 | 92.49 | 94.33 | 94.36 | 94.22 | 94.70 | 94.31 | 94.24 |
| Jun-11 | 94.16 | 94.92 | 92.98 | 94.46 | 94.26 | 94.02 | 93.98 | 94.25 | 94.13 |
| Jul-11 | 93.53 | 94.55 | 91.76 | 93.42 | 93.50 | 93.52 | 91.29 | 93.53 | 93.52 |
| Aug-11 | 88.90 | 93.45 | 88.77 | 89.13 | 88.88 | 88.89 | 89.12 | 88.92 | 88.88 |
| Sep-11 | 88.78 | 93.57 | 88.64 | 89.74 | 88.82 | 88.82 | 89.67 | 88.78 | 88.78 |
| Oct-11 | 88.83 | 93.75 | 87.99 | 91.12 | 89.02 | 88.94 | 90.04 | 89.00 | 89.01 |
| Nov-11 | 88.85 | 93.89 | 90.22 | 90.20 | 88.99 | 89.06 | 90.93 | 88.91 | 88.92 |
| Dec-11 | 94.22 | 94.45 | 91.68 | 94.06 | 94.22 | 94.08 | 93.43 | 94.24 | 94.18 |
| Jan-12 | 88.95 | 94.04 | 90.38 | 91.17 | 89.13 | 88.99 | 92.70 | 88.91 | 88.94 |
| Feb-12 | 88.93 | 94.09 | 90.85 | 91.52 | 89.16 | 89.07 | 92.37 | 88.95 | 88.96 |
| Mar-12 | 88.75 | 94.11 | 90.14 | 91.57 | 89.00 | 88.93 | 92.15 | 88.76 | 88.77 |
| Apr-12 | 88.58 | 93.73 | 89.03 | 90.10 | 88.94 | 88.92 | 91.20 | 88.97 | 88.92 |
| May-12 | 90.88 | 94.03 | 89.66 | 91.36 | 90.95 | 90.99 | 92.00 | 90.99 | 90.93 |
| Jun-12 | 88.75 | 93.59 | 88.18 | 89.29 | 88.77 | 88.75 | 90.30 | 88.78 | 88.75 |
| Jul-12 | 88.82 | 93.38 | 87.50 | 89.04 | 88.74 | 88.76 | 89.01 | 88.79 | 88.75 |
| Aug-12 | 88.72 | 93.16 | 88.27 | 89.68 | 88.91 | 89.07 | 89.90 | 88.93 | 88.94 |
| Sep-12 | 88.76 | 93.27 | 87.66 | 89.17 | 88.88 | 88.94 | 88.67 | 88.95 | 88.91 |
| Oct-12 | 88.65 | 92.54 | 87.67 | | | 87.94 | 88.77 | 87.99 | 87.98 |
| Nov-12 | 88.91 | 94.07 | 89.53 | 90.66 | 88.95 | 89.02 | 91.40 | 88.91 | 88.89 |
| Dec-12 | 91.40 | 93.49 | 90.82 | 88.83 | 91.32 | 91.37 | 90.90 | 91.38 | 89.33 |
| Jan-13 | 88.90 | 93.66 | 88.90 | 89.75 | 88.87 | 88.78 | 91.57 | 88.83 | 88.81 |
| Feb-13 | | 94.29 | 90.66 | 93.40 | 93.63 | 93.66 | 91.98 | 93.75 | 93.67 |
| Mar-13 | 94.13 | 94.66 | 91.29 | 94.57 | 94.03 | 94.14 | 92.99 | 94.15 | 94.08 |
| Apr-13 | 94.21 | 94.79 | 91.40 | 94.54 | 94.11 | 94.25 | 92.97 | 94.23 | 94.16 |
| May-13 | 94.06 | 94.38 | 91.22 | 94.47 | 93.94 | 94.10 | 92.39 | 94.10 | 94.04 |
| Jun-13 | 94.20 | 94.88 | 91.61 | 94.53 | 94.05 | 94.21 | 92.94 | 94.20 | 94.13 |
| Jul-13 | 94.62 | 94.62 | 91.14 | 94.17 | 94.01 | 94.20 | 91.90 | 94.21 | 94.15 |
| Aug-13 | 93.74 | 94.54 | 90.63 | 93.42 | 93.58 | 93.75 | 90.64 | 93.75 | 93.65 |
| Sep-13 | 92.82 | 94.25 | 92.77 | 89.80 | 92.66 | 92.83 | 89.72 | 92.81 | 92.78 |
| Oct-13 | 92.36 | 94.23 | 89.27 | 92.54 | 92.23 | 92.39 | 89.56 | 92.38 | 92.31 |
| Nov-13 | 94.15 | 94.75 | 90.75 | 94.29 | 94.08 | 94.16 | 92.39 | 94.19 | 94.11 |
| Dec-13 | 94.35 | 95.06 | 90.70 | 94.77 | 94.27 | 94.37 | 92.72 | 94.37 | 94.31 |
| Jan-13 | 94.39 | 95.49 | 91.05 | 94.97 | 94.48 | 94.43 | 93.66 | 94.43 | 94.37 |
| Feb-14 | 94.34 | 94.44 | 89.88 | 94.32 | 94.13 | 94.38 | 92.15 | 94.35 | 94.27 |
| Mar-14 | 94.35 | 95.17 | 91.03 | 94.95 | 94.41 | 94.50 | 93.00 | 94.49 | 94.42 |
| Apr-14 | 94.42 | 94.90 | 91.13 | 94.98 | 94.38 | 94.43 | 93.95 | 94.44 | 94.40 |
| May-14 | 94.27 | 95.38 | 91.02 | 94.65 | 94.20 | 94.29 | 93.27 | 94.30 | 94.23 |
| Jun-14 | 94.17 | 95.10 | 90.47 | 94.24 | 93.94 | 94.19 | 91.96 | 94.20 | 94.14 |
| Jul-14 | 93.90 | 94.60 | 89.86 | 93.82 | 93.68 | 93.92 | 90.82 | 93.92 | 93.84 |
| Aug-14 | 94.02 | 94.10 | 90.05 | 94.03 | 93.83 | 94.04 | 91.55 | 94.04 | 93.98 |
| Sep-14 | 94.10 | 94.39 | 89.25 | 93.99 | 93.85 | 94.11 | 90.56 | 94.10 | 94.02 |
| Oct-14 | 94.34 | 94.49 | 89.29 | 94.19 | 94.09 | 94.34 | 90.80 | 94.34 | 94.24 |

Table 1. Groundwater Elevations at Moog

| Date | Sump | MW-1B | MW-2A | MW-2B | MW-3 | MW-4 | MW-5 | MW-6 | MW-7 |
|---|---|---|---|---|---|---|---|---|---|
| Dec-14 | 94.39 | 94.96 | 90.92 | 94.90 | 94.35 | 94.41 | 93.05 | 94.42 | 94.36 |
| Jan-15 | 94.01 | 94.73 | 90.28 | 94.29 | 93.91 | 94.05 | 92.47 | 94.02 | 93.96 |
| Mar-15 | 94.44 | 95.20 | 91.13 | 94.99 | 94.43 | 94.45 | 93.90 | 94.48 | 94.43 |
| Apr-15 | 94.48 | 94.59 | 91.02 | 94.88 | 94.41 | 94.50 | 94.15 | 94.50 | 93.45 |
| May-15 | 94.20 | 94.88 | 90.29 | 94.40 | 93.96 | 94.22 | 92.36 | 94.21 | 94.13 |
| Jun-15 | 94.18 | 94.96 | 90.57 | 94.40 | 94.03 | 94.26 | 92.49 | 94.29 | 94.21 |
| Jul-15 | 94.38 | 95.10 | 90.30 | 94.49 | 94.16 | 94.42 | 92.37 | 94.41 | 94.33 |
| Aug-15 | 94.26 | 94.94 | 89.55 | 94.42 | 94.01 | 94.28 | 91.33 | 94.28 | 94.20 |
| Sep-15 | 93.68 | 94.23 | 89.29 | 93.63 | 93.46 | 93.73 | 90.35 | 93.71 | 93.63 |
| Oct-15 | 93.93 | 94.92 | 90.58 | 94.07 | 93.68 | 93.92 | 90.75 | 93.96 | 93.86 |
| Nov-15 | 94.17 | 94.96 | 89.87 | 94.29 | 93.95 | 94.19 | 91.65 | 94.19 | 94.12 |
| Dec-15 | 94.15 | 94.88 | 90.12 | 94.44 | 94.01 | 94.18 | 91.70 | 94.20 | 94.13 |
| Jan-16 | 94.28 | 95.19 | 90.39 | 94.67 | 94.25 | 94.31 | 92.75 | 94.31 | 94.25 |
| Feb-16 | 94.37 | 95.32 | 90.81 | 94.93 | 94.41 | 94.40 | 94.12 | 94.41 | 94.35 |
| Mar-16 | 94.48 | 92.57 | 90.83 | 94.82 | 94.38 | 94.50 | 94.20 | 94.49 | 94.47 |
| Apr-16 | 94.44 | 95.30 | 91.11 | 94.83 | 94.40 | 94.46 | 93.93 | 94.47 | 94.42 |
| May-16 | 93.79 | 94.92 | 89.52 | 93.80 | 93.54 | 93.81 | 91.17 | 93.81 | 93.73 |
| Jun-16 | 94.10 | 93.76 | 89.47 | 94.06 | 93.83 | 94.12 | 91.14 | 94.12 | 94.04 |
| Aug-16 | 93.63 | 94.37 | 87.95 | 93.40 | 93.36 | 93.65 | 89.10 | 93.65 | 93.55 |
| Sep-16 | 93.10 | 94.57 | 88.62 | 93.13 | 92.87 | 93.14 | 89.63 | 93.12 | 93.03 |
| Oct-16 | 93.97 | 94.63 | 88.72 | 93.93 | 93.73 | 93.97 | 90.73 | 93.99 | 93.91 |
| Nov-16 | 93.85 | 94.81 | 89.49 | 94.05 | 93.67 | 93.89 | 91.36 | 93.87 | 93.80 |
| Dec-16 | 94.34 | 94.83 | 90.25 | 94.73 | 94.21 | 94.37 | 92.34 | 94.38 | 94.31 |
| Jan-17 | 94.55 | 95.37 | 90.56 | 95.20 | 94.58 | 94.57 | 93.75 | 94.58 | 94.52 |
| Feb-17 | 94.56 | 95.34 | 90.49 | 94.73 | 94.52 | 94.60 | 93.85 | 94.51 | 94.54 |
| Mar-17 | 94.42 | 94.88 | 90.64 | 94.94 | 94.35 | 94.46 | 94.23 | 94.45 | 94.38 |
| Mar-17 | 94.42 | 94.88 | 90.64 | 94.94 | 94.35 | 94.46 | 94.23 | 94.45 | 94.38 |
| Apr-17 | 94.32 | 95.54 | 90.90 | 94.83 | 94.27 | 94.35 | 94.42 | 94.36 | 94.29 |
| May-17 | 94.25 | 95.05 | 89.97 | 94.33 | 94.05 | 94.28 | 92.72 | 94.30 | 94.23 |
| Jun-17 | 93.76 | 94.53 | 88.73 | 93.89 | 93.52 | 93.76 | 91.98 | 93.72 | 93.44 |
| Jul-17 | 93.68 | 94.99 | 89.37 | 93.63 | 93.23 | 93.42 | 91.50 | 93.45 | 93.45 |
| Aug-17 | 94.01 | 95.00 | 89.60 | 94.31 | 93.78 | 94.01 | 92.00 | 94.04 | 93.96 |
| Sep-17 | 93.95 | 94.34 | 89.41 | 93.95 | 93.68 | 93.97 | 91.26 | 93.97 | 93.89 |
| Oct-17 | 92.43 | 94.45 | 88.53 | 92.68 | 92.22 | 92.48 | 90.35 | 92.46 | 92.40 |
| Nov-17 | 94.18 | 95.03 | 90.26 | 94.68 | 94.03 | 94.20 | 93.16 | 94.22 | 94.16 |
| Dec-17 | 94.29 | 95.32 | 90.46 | 94.87 | 94.16 | 94.35 | 93.19 | 94.35 | 94.27 |
| Jan-18 | 93.93 | 95.06 | 90.22 | 94.33 | 93.73 | 93.95 | 93.01 | 93.94 | 93.87 |
| Feb-18 | 94.36 | 95.49 | 90.76 | 94.99 | 94.36 | 94.39 | 94.10 | 94.41 | 94.36 |
| Mar-18 | 94.30 | 94.96 | 91.00 | 94.80 | 94.16 | 94.32 | 94.05 | 94.34 | 94.28 |
| Apr-18 | 94.30 | 95.49 | 91.10 | 94.87 | 94.08 | 94.34 | 94.39 | 94.36 | 94.30 |
| May-18 | 94.06 | 95.19 | 90.13 | 94.32 | 93.79 | 94.10 | 92.32 | 94.11 | 94.01 |
| Jun-18 | 93.92 | 94.76 | 89.96 | 94.07 | 93.60 | 93.93 | 91.98 | 93.95 | 93.86 |
| Jul-18 | 93.80 | 94.91 | 89.59 | 93.74 | 93.50 | 93.84 | 91.24 | 93.83 | 93.85 |
| Aug-18 | 94.18 | 94.91 | 89.32 | 94.33 | 93.86 | 94.19 | 91.17 | 94.17 | 94.12 |
| Sep-18 | 93.74 | 94.62 | 88.66 | 93.67 | 93.44 | 93.76 | 90.26 | 93.76 | 93.68 |
| Oct-18 | 94.30 | 94.91 | 88.87 | 94.68 | 94.00 | 94.28 | 91.39 | 94.32 | 94.24 |
| Nov-18 | 94.36 | 95.34 | 90.53 | 95.09 | 94.34 | 94.40 | 93.41 | 94.42 | 94.31 |

| Date | Sump | MW-1B | MW-2A | MW-2B | MW-3 | MW-4 | MW-5 | MW-6 | MW-7 |
|---|---|---|---|---|---|---|---|---|---|
| Dec-18 | 95.06 | 93.68 | 90.35 | 94.93 | 94.24 | 94.36 | 94.08 | 94.35 | 94.32 |
| Jan-19 | 94.35 | 95.12 | 90.47 | 94.93 | 94.38 | 94.39 | 94.23 | 94.41 | 94.35 |
| Feb-19 | 94.33 | 95.23 | 90.70 | 94.63 | 94.09 | 94.32 | 93.55 | 94.33 | 94.28 |
| Mar-19 | 94.15 | 94.79 | 90.09 | 94.47 | 93.89 | 94.19 | 92.93 | 94.21 | 94.12 |
| Apr-19 | 94.34 | 95.35 | 90.79 | 94.77 | 94.18 | 94.37 | 93.89 | 94.36 | 94.33 |
| May-19 | 94.25 | 95.00 | 90.34 | 94.40 | 93.96 | 94.28 | 92.74 | 94.30 | 94.22 |
| Jun-19 | 94.08 | 94.00 | 90.09 | 94.29 | 93.78 | 94.12 | 92.51 | 94.14 | 94.06 |
| Jul-19 | 94.08 | 94.80 | 89.87 | 94.22 | 93.75 | 94.09 | 92.24 | 94.08 | 94.04 |
| Aug-19 | 93.72 | 94.74 | 88.78 | 93.83 | 93.38 | 93.76 | 90.61 | 93.75 | 93.67 |
| Sep-19 | 94.23 | 92.85 | 89.02 | 94.39 | 93.90 | 94.27 | 91.41 | 94.26 | 94.21 |
| Oct-19 | 94.46 | 94.63 | 89.22 | 94.90 | 94.13 | 94.49 | 91.71 | 94.48 | 94.53 |
| Nov-19 | 94.40 | 94.94 | 90.54 | 94.77 | 94.28 | 94.42 | 93.30 | 94.43 | 94.38 |
| Dec-19 | 94.35 | 94.55 | 89.92 | 94.73 | 94.36 | 94.36 | 94.10 | 94.38 | 94.31 |
| Jan-20 | 94.30 | 94.89 | 90.41 | 94.61 | 94.26 | 94.35 | 94.05 | 94.34 | 94.28 |
| Feb-20 | 94.31 | 95.55 | 90.42 | 94.58 | 94.32 | 94.35 | 94.13 | 94.37 | 94.28 |
| Mar-20 | 94.38 | 95.01 | 90.52 | 94.76 | 94.39 | 94.41 | 94.20 | 94.43 | 94.36 |
| Apr-20 | 94.36 | 95.07 | 90.71 | 94.72 | 94.38 | 94.38 | 94.24 | 94.40 | 94.34 |
| May-20 | 94.25 | 95.10 | 90.62 | 94.46 | 94.07 | 94.27 | 93.55 | 94.28 | 94.23 |
| Jun-20 | 93.95 | 94.82 | 89.99 | 94.09 | 93.67 | 94.01 | 92.44 | 93.99 | 93.92 |
| Jun-20 | 93.94 | 94.85 | 89.57 | 94.04 | 93.62 | 93.97 | 91.76 | 93.97 | 93.85 |
| Aug-20 | 94.13 | 94.85 | 88.89 | 93.95 | 93.79 | 94.13 | 91.02 | 94.14 | 94.08 |
| Sep-20 | 93.50 | 93.87 | 88.29 | 93.59 | 93.20 | 93.55 | 90.40 | 93.53 | 93.46 |
| Oct-20 | 94.29 | 94.41 | 87.99 | 94.68 | 93.94 | 94.30 | 91.74 | 94.32 | 94.32 |
| Nov-20 | 94.05 | 94.73 | 89.44 | 94.62 | 93.79 | 94.11 | 91.94 | 94.09 | 94.03 |
| Dec-20 | 94.22 | 94.66 | 90.22 | 94.55 | 93.99 | 94.27 | 93.29 | 94.26 | 94.22 |
| Jan-21 | 94.34 | 95.16 | 90.52 | 94.69 | 94.18 | 94.38 | 94.12 | 94.38 | 94.32 |
| Feb-21 | 94.04 | 94.73 | 89.37 | 94.27 | 93.75 | 94.07 | 92.48 | 94.05 | 93.93 |
| Mar-21 | 94.35 | 95.07 | 90.72 | 94.75 | 94.21 | 94.36 | 93.25 | 94.40 | 94.33 |
| Apr-21 | 94.10 | 94.97 | 90.16 | 94.35 | 93.83 | 94.14 | 92.39 | 94.13 | 94.07 |
| May-21 | 93.93 | 94.99 | 89.94 | 94.08 | 93.63 | 93.97 | 92.33 | 93.96 | 93.91 |
| Jul-21 | 93.93 | 94.87 | 89.50 | 94.04 | 93.61 | 93.98 | 91.51 | 93.98 | 93.91 |
| Aug-21 | 93.93 | 94.87 | 89.50 | 94.04 | 93.61 | 93.98 | 91.51 | 93.98 | 93.91 |
| Sep-21 | 94.40 | 94.71 | 88.65 | 94.49 | 94.05 | 93.97 | 91.36 | 94.43 | 95.48 |
| Oct-21 | 94.26 | 94.85 | 89.10 | 94.46 | 93.98 | 94.31 | 92.30 | 94.30 | 94.25 |
| Nov-21 | 94.30 | 94.92 | 90.35 | 94.74 | 94.09 | 94.35 | 93.43 | 94.35 | 94.54 |
| Dec-21 | 94.31 | 93.40 | 89.99 | 94.50 | 94.08 | 94.35 | 93.04 | 94.35 | 94.25 |
| Jan-22 | 94.25 | 94.96 | 90.20 | 94.70 | 94.01 | 94.30 | 93.50 | 94.30 | 94.23 |
| Feb-22 | 94.47 | 95.13 | 90.44 | 94.77 | 94.18 | 94.51 | 93.95 | 94.51 | 94.41 |

**TABLE 2**
**MOOG SITE**
**SUMMARY OF FIELD MEASUREMENTS**
**(February 28, 2022)**

| Location | Sample Time | pH (SU) | Turbidity (NTU) | Specific Conductance (uhmos/cm) | Temperature (F) | Sample Appearance |
|---|---|---|---|---|---|---|
| Method | | SM4500 HB (23rd Ed) | EPA 180.1 (Rev 2.0) | EPA 120.1 (Rev 1982) | SM2550B (23rd Ed) | |
| MW-1B | 1:50 pm | 7.46 | 52.4 | 930 | 53 | Turbid |
| MW-2A | 1:57 pm | 7.09 | 10.6 | 1,829 | 55 | Clear |
| MW-2B | 2:04 pm | 7.21 | 2.68 | 3,540 | 45 | Clear |
| MW-3 | 11:38 am | 7.18 | 65.2 | 1,405 | 41 | Turbid |
| MW-4 | 1:33 pm | 7.76 | 5.03 | 1,493 | 45 | Clear |
| MW-5 | 11:13 am | 6.71 | 1.23 | 500 | 40 | Clear |
| MW-6 | 1:39 pm | 8.50 | 12.6 | 412 | 45 | Slightly Turbid |
| MW-7 | 1:11 pm | 8.05 | 38.1 | 9,430 | 44 | Turbid |

All measurements made in the field by FTA (ELAP No. 10475) immediately upon sample collection.
All meters were calibrated in accordance with FTA laboratory procedures and protocols.

# TABLE 3
## SUMMARY OF ANALYTICAL TESTING RESULTS AT MOOG, INC.
First Quarter 2022 (Concentrations in ug/l)

| COMPOUND | MW-1B | | MW-2A | | MW-2B | | MW-3 | | MW-4 | | MW-5 | | MW-6 | | MW-7 | |
|---|---|---|---|---|---|---|---|---|---|---|---|---|---|---|---|---|
| 1,1,1-TRICHLOROETHANE (TCA) | 5.0 | U | 5.0 | U | 5.0 | U | 5.0 | U | 5.0 | U | 5.0 | U | 5.0 | U | 5.0 | U |
| 1,1,2,2-TETRACHLOROETHANE | 5.0 | U | 5.0 | U | 5.0 | U | 5.0 | U | 5.0 | U | 5.0 | U | 5.0 | U | 5.0 | U |
| 1,1,2-TRICHLOROETHANE | 5.0 | U | 5.0 | U | 5.0 | U | 5.0 | U | 5.0 | U | 5.0 | U | 5.0 | U | 5.0 | U |
| 1,1,2-TRICHLOROTRIFLUOROETHANE (CFC 113) | 5.0 | U | 5.0 | U | 24 | | 5.0 | U | 5.0 | U | 5.0 | U | 5.0 | U | 5.0 | U |
| 1,1-DICHLOROETHANE (1,1-DCA) | 5.0 | U | 5.0 | U | 200 | | 5.0 | U | 5.0 | U | 5.0 | U | 5.0 | U | 5.0 | U |
| 1,1-DICHLOROETHENE (1,1-DCE) | 5.0 | U | 5.0 | U | 10 | U | 5.0 | U | 5.0 | U | 5.0 | U | 5.0 | U | 5.0 | U |
| 1,2,4-TRICHLOROBENZENE | 5.0 | U | 5.0 | U | 5.0 | U | 5.0 | U | 5.0 | U | 5.0 | U | 5.0 | U | 5.0 | U |
| 1,2-DIBROMO-3-CHLOROPROPANE (DBCP) | 10 | U | 10 | U | 5.0 | U | 10 | U | 10 | U | 10 | U | 10 | U | 10 | U |
| 1,2-DIBROMOETHANE | 5.0 | U | 5.0 | U | 5.0 | U | 5.0 | U | 5.0 | U | 5.0 | U | 5.0 | U | 5.0 | U |
| 1,2-DICHLOROBENZENE | 5.0 | U | 5.0 | U | 5.0 | U | 5.0 | U | 5.0 | U | 5.0 | U | 5.0 | U | 5.0 | U |
| 1,2-DICHLOROETHANE | 5.0 | U | 5.0 | U | 5.0 | U | 5.0 | U | 5.0 | U | 5.0 | U | 5.0 | U | 5.0 | U |
| 1,2-DICHLOROPROPANE | 5.0 | U | 5.0 | U | 5.0 | U | 5.0 | U | 5.0 | U | 5.0 | U | 5.0 | U | 5.0 | U |
| 1,3-DICHLOROBENZENE | 5.0 | U | 5.0 | U | 5.0 | U | 5.0 | U | 5.0 | U | 5.0 | U | 5.0 | U | 5.0 | U |
| 1,4-DICHLOROBENZENE | 5.0 | U | 5.0 | U | 5.0 | U | 5.0 | U | 5.0 | U | 5.0 | U | 5.0 | U | 5.0 | U |
| 2-BUTANONE (MEK) | 10 | U | 10 | U | 10 | U | 10 | U | 10 | U | 10 | U | 10 | U | 10 | U |
| 2-HEXANONE | 10 | U | 10 | U | 10 | U | 10 | U | 10 | U | 10 | U | 10 | U | 10 | U |
| 4-METHYL-2-PENTANONE | 10 | U | 10 | U | 10 | U | 10 | U | 10 | U | 10 | U | 10 | U | 10 | U |
| ACETONE | 5.0 | U | 5.0 | U | 5.0 | U | 5.0 | U | 5.0 | U | 5.0 | U | 5.0 | U | 5.0 | U |
| BENZENE | 5.0 | U | 5.0 | U | 5.0 | U | 5.0 | U | 5.0 | U | 5.0 | U | 5.0 | U | 5.0 | U |
| BROMODICHLOROMETHANE | 5.0 | U | 5.0 | U | 5.0 | U | 5.0 | U | 5.0 | U | 5.0 | U | 5.0 | U | 5.0 | U |
| BROMOFORM | 5.0 | U | 5.0 | U | 5.0 | U | 5.0 | U | 5.0 | U | 5.0 | U | 5.0 | U | 5.0 | U |
| BROMOMETHANE | 10 | U | 10 | U | 5.0 | U | 10 | U | 10 | U | 10 | U | 10 | U | 10 | U |
| CARBON DISULFIDE | 5.0 | U | 5.0 | U | 5.0 | U | 5.0 | U | 5.0 | U | 5.0 | U | 5.0 | U | 5.0 | U |
| CARBON TETRACHLORIDE | 5.0 | U | 5.0 | U | 5.0 | U | 5.0 | U | 5.0 | U | 5.0 | U | 5.0 | U | 5.0 | U |
| CHLOROBENZENE | 5.0 | U | 5.0 | U | 5.0 | U | 5.0 | U | 5.0 | U | 5.0 | U | 5.0 | U | 5.0 | U |
| CHLOROETHANE | 10 | U | 10 | U | 10 | U | 10 | U | 10 | U | 10 | U | 10 | U | 10 | U |
| CHLOROFORM | 5.0 | U | 5.0 | U | 5.0 | U | 5.0 | U | 5.0 | U | 5.0 | U | 5.0 | U | 5.0 | U |
| CHLOROMETHANE | 10 | U | 10 | U | 10 | U | 10 | U | 10 | U | 10 | U | 10 | U | 10 | U |

U = Not Detected, J = Estimated

# TABLE 3 (Continued)
# SUMMARY OF ANALYTICAL TESTING RESULTS AT MOOG, INC.

**First Quarter 2022 (Concentration in ug/l)**

| COMPOUND | MW-1B | | MW-2A | | MW-2B | | MW-3 | | MW-4 | | MW-5 | | MW-6 | | MW-7 | |
|---|---|---|---|---|---|---|---|---|---|---|---|---|---|---|---|---|
| CYCLOHEXANE | 5.0 | U | 5.0 | U | 5.0 | U | 5.0 | U | 5.0 | U | 5.0 | U | 5.0 | U | 5.0 | U |
| DIBROMOCHLOROMETHANE | 5.0 | U | 5.0 | U | 5.0 | U | 5.0 | U | 5.0 | U | 5.0 | U | 5.0 | U | 5.0 | U |
| DICHLORODIFLUOROMETHANE (CFC 12) | 10 | U | 10 | U | 10 | U | 10 | U | 10 | U | 10 | U | 10 | U | 10 | U |
| DICHLOROMETHANE | 5.0 | U | 5.0 | U | 5.0 | U | 5.0 | U | 5.0 | U | 5.0 | U | 5.0 | U | 5.0 | U |
| ETHYLBENZENE | 5.0 | U | 5.0 | U | 5.0 | U | 5.0 | U | 5.0 | U | 5.0 | U | 5.0 | U | 5.0 | U |
| ISOPROPYLBENZENE (CUMENE) | 5.0 | U | 5.0 | U | 5.0 | U | 5.0 | U | 5.0 | U | 5.0 | U | 5.0 | U | 5.0 | U |
| METHYL ACETATE | 5.0 | U | 5.0 | U | 5.0 | U | 5.0 | U | 5.0 | U | 5.0 | U | 5.0 | U | 5.0 | U |
| METHYL TERT-BUTYL ETHER | 5.0 | U | 5.0 | U | 5.0 | U | 5.0 | U | 5.0 | U | 5.0 | U | 5.0 | U | 5.0 | U |
| METHYLCYCLOHEXANE | 5.0 | U | 5.0 | U | 5.0 | U | 5.0 | U | 5.0 | U | 5.0 | U | 5.0 | U | 5.0 | U |
| STYRENE | 5.0 | U | 5.0 | U | 5.0 | U | 5.0 | U | 5.0 | U | 5.0 | U | 5.0 | U | 5.0 | U |
| TETRACHLOROETHENE (PCE) | 5.0 | U | 5.0 | U | 5.0 | U | 5.0 | U | 5.0 | U | 5.0 | U | 5.0 | U | 5.0 | U |
| TOLUENE | 5.0 | U | 5.0 | U | 5.0 | U | 5.0 | U | 5.0 | U | 5.0 | U | 5.0 | U | 5.0 | U |
| TRICHLOROETHENE (TCE) | 5.0 | U | 5.0 | U | 10 | U | 5.0 | U | 5.0 | U | 5.0 | U | 5.0 | U | 5.0 | U |
| TRICHLOROFLUOROMETHANE (CFC 11) | 5.0 | U | 5.0 | U | 5.0 | U | 5.0 | U | 5.0 | U | 5.0 | U | 5.0 | U | 5.0 | U |
| VINYL CHLORIDE | 10 | U | 10 | U | 60 | | 10 | U | 10 | U | 10 | U | 10 | U | 10 | U |
| CIS-1,2-DICHLOROETHENE | 5.0 | U | 5.0 | U | 59 | | 5.0 | U | 5.0 | U | 5.0 | U | 5.0 | U | 5.0 | U |
| CIS-1,3-DICHLOROPROPENE | 5.0 | U | 5.0 | U | 5.0 | U | 5.0 | U | 5.0 | U | 5.0 | U | 5.0 | U | 5.0 | U |
| M,P-XYLENES | 5.0 | U | 5.0 | U | 5.0 | U | 5.0 | U | 5.0 | U | 5.0 | U | 5.0 | U | 5.0 | U |
| O-XYLENE | 5.0 | U | 5.0 | U | 5.0 | U | 5.0 | U | 5.0 | U | 5.0 | U | 5.0 | U | 5.0 | U |
| TRANS-1,2-DICHLOROETHENE | 5.0 | U | 5.0 | U | 17 | | 5.0 | U | 5.0 | U | 5.0 | U | 5.0 | U | 5.0 | U |
| TRANS-1,3-DICHLOROPROPENE | 5.0 | U | 5.0 | U | 5.0 | U | 5.0 | U | 5.0 | U | 5.0 | U | 5.0 | U | 5.0 | U |

U = Not Detected, J= Estimated, B=Found in Method Blank

# FIGURE 1

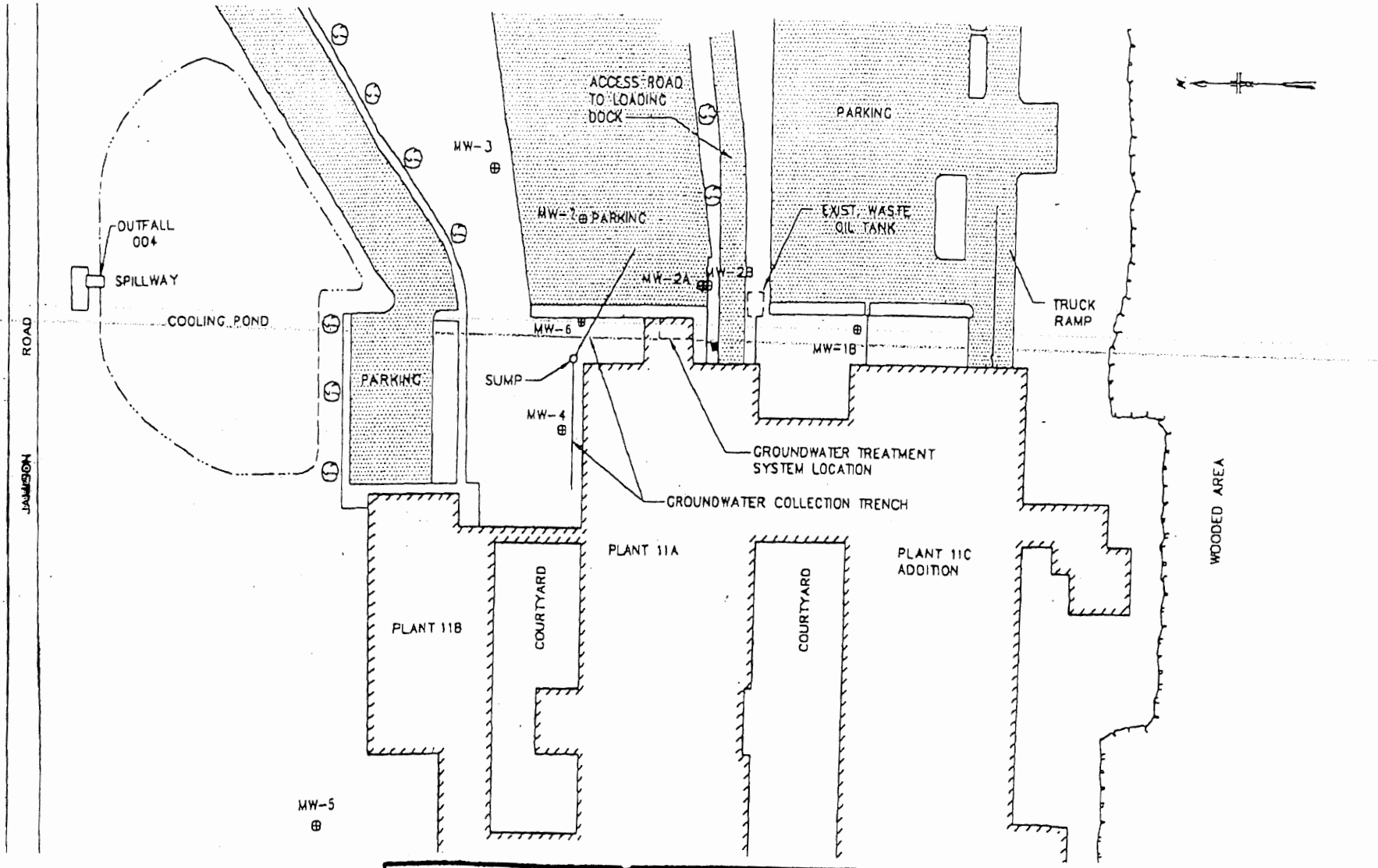


EAST AURORA PLANT 11
GROUNDWATER REMEDIATION SYSTEM
PERFORMANCE MONITORING
**MONITORING WELL LOCATIONS**

MOOG, INC.

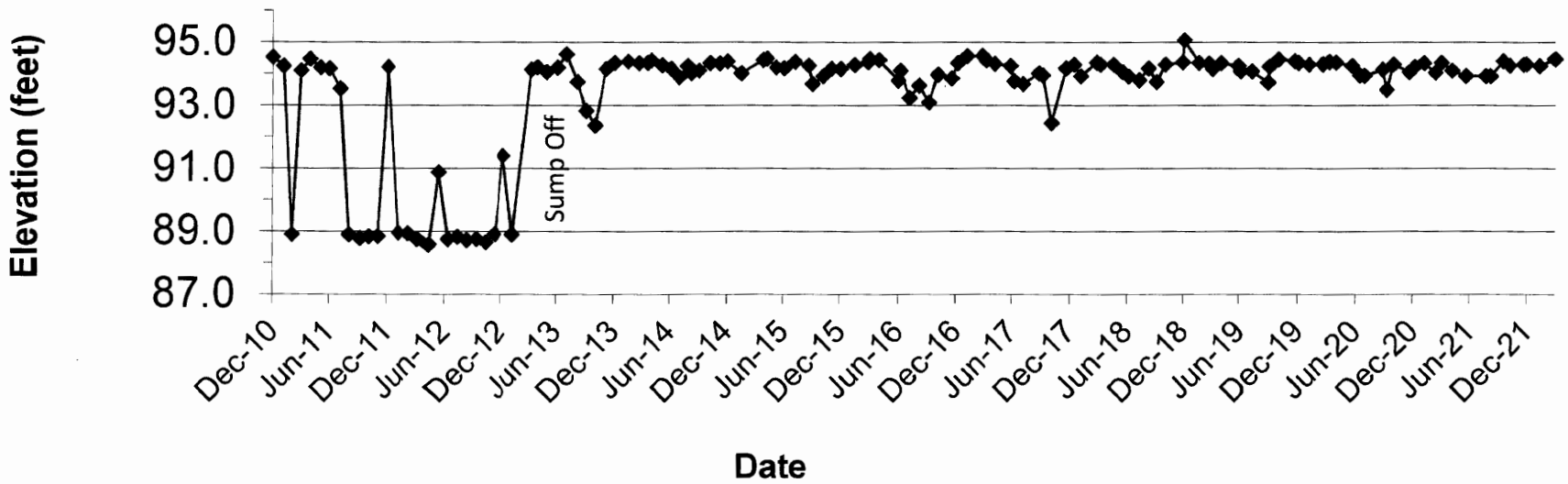
Figure 2. Groundwater Elevations in Sump
Elevation (feet)
95.0
93.0
91.0
89.0
87.0
Sump Off
Dec-10
Jun-11
Dec-11
Jun-12
Dec-12
Jun-13
Dec-13
Jun-14
Dec-14
Jun-15
Dec-15
Jun-16
Dec-16
Jun-17
Dec-17
Jun-18
Dec-18
Jun-19
Dec-19
Jun-20
Dec-20
Jun-21
Dec-21
Date

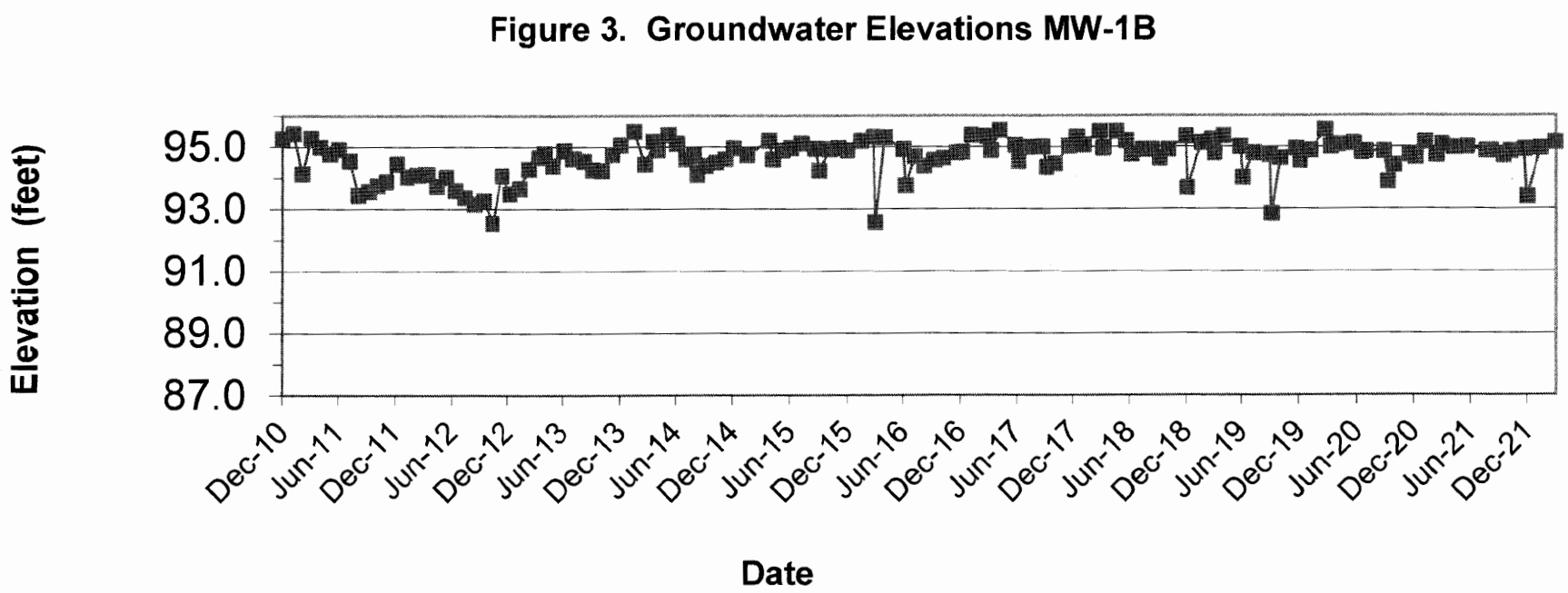
Figure 3. Groundwater Elevations MW-1B
Elevation (feet)
95.0
93.0
91.0
89.0
87.0
Dec-10
Jun-11
Dec-11
Jun-12
Dec-12
Jun-13
Dec-13
Jun-14
Dec-14
Jun-15
Dec-15
Jun-16
Dec-16
Jun-17
Dec-17
Jun-18
Dec-18
Jun-19
Dec-19
Jun-20
Dec-20
Jun-21
Dec-21
Date

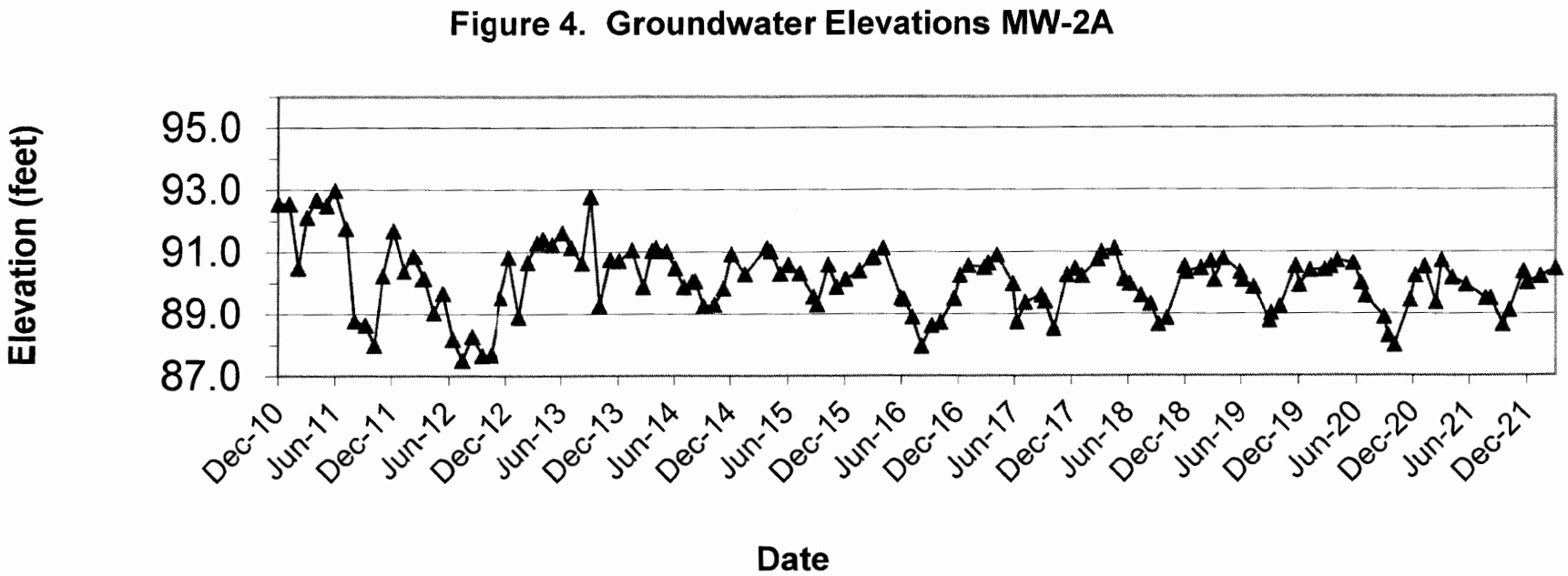
Figure 4. Groundwater Elevations MW-2A
Elevation (feet)
95.0
93.0
91.0
89.0
87.0
Dec-10
Jun-11
Dec-11
Jun-12
Dec-12
Jun-13
Dec-13
Jun-14
Dec-14
Jun-15
Dec-15
Jun-16
Dec-16
Jun-17
Dec-17
Jun-18
Dec-18
Jun-19
Dec-19
Jun-20
Dec-20
Jun-21
Dec-21
Date

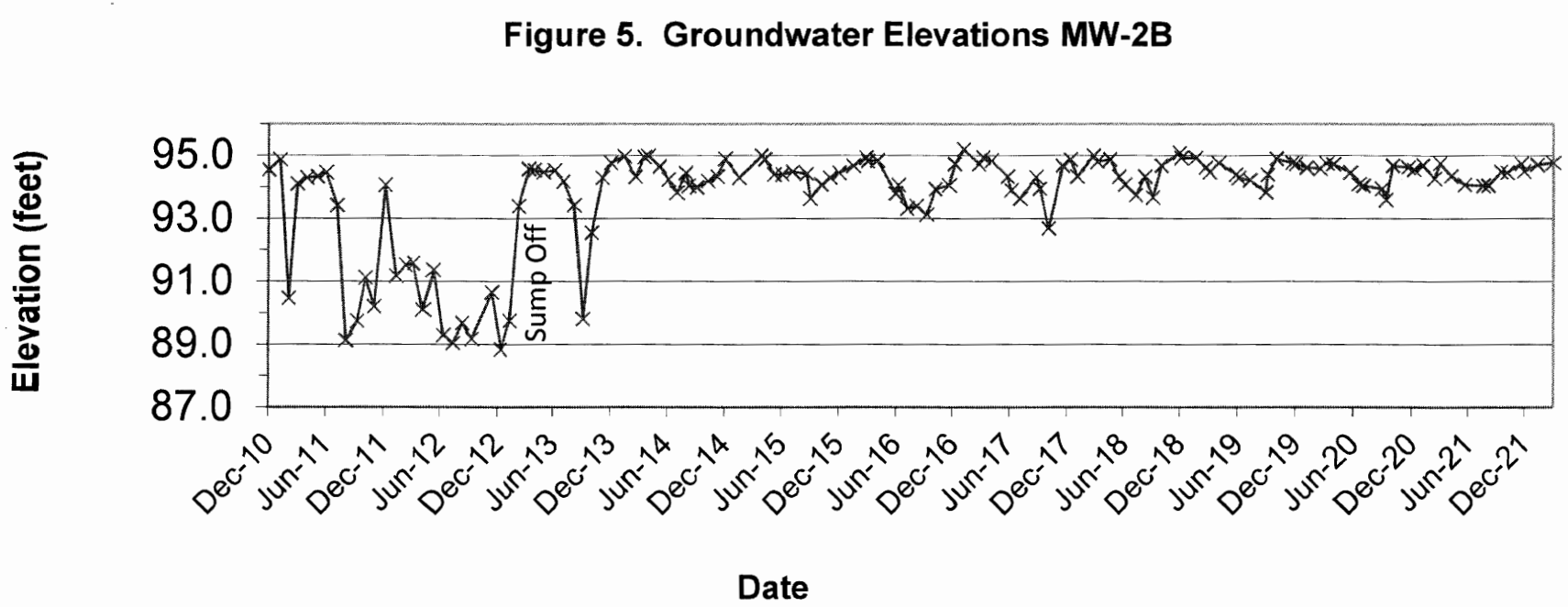
Figure 5. Groundwater Elevations MW-2B
Elevation (feet)
95.0
93.0
91.0
89.0
87.0
Sump Off
Dec-10
Jun-11
Dec-11
Jun-12
Dec-12
Jun-13
Dec-13
Jun-14
Dec-14
Jun-15
Dec-15
Jun-16
Dec-16
Jun-17
Dec-17
Jun-18
Dec-18
Jun-19
Dec-19
Jun-20
Dec-20
Jun-21
Dec-21
Date

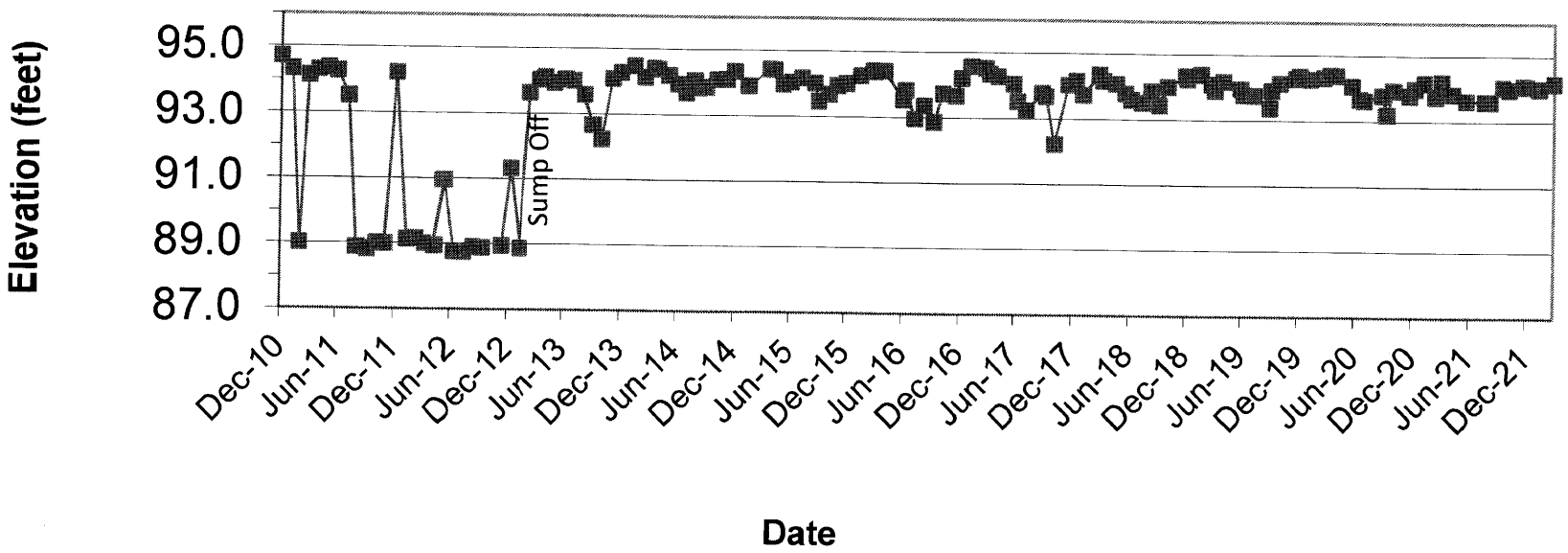
Figure 6. Groundwater Elevations MW-3
Elevation (feet)
95.0
93.0
91.0
89.0
87.0
Sump Off
Dec-10
Jun-11
Dec-11
Jun-12
Dec-12
Jun-13
Dec-13
Jun-14
Dec-14
Jun-15
Dec-15
Jun-16
Dec-16
Jun-17
Dec-17
Jun-18
Dec-18
Jun-19
Dec-19
Jun-20
Dec-20
Jun-21
Dec-21
Date

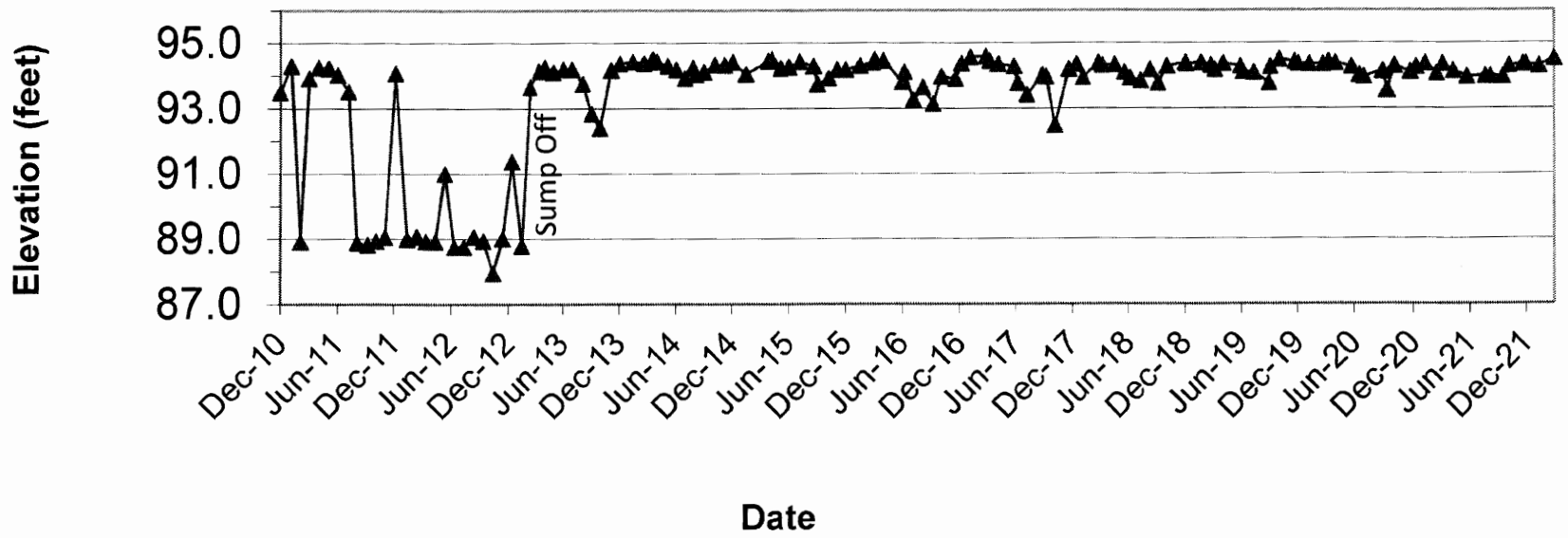
Figure 7. Groundwater Elevations MW-4
Elevation (feet)
95.0
93.0
91.0
89.0
87.0
Sump Off
Dec-10
Jun-11
Dec-11
Jun-12
Dec-12
Jun-13
Dec-13
Jun-14
Dec-14
Jun-15
Dec-15
Jun-16
Dec-16
Jun-17
Dec-17
Jun-18
Dec-18
Jun-19
Dec-19
Jun-20
Dec-20
Jun-21
Dec-21
Date

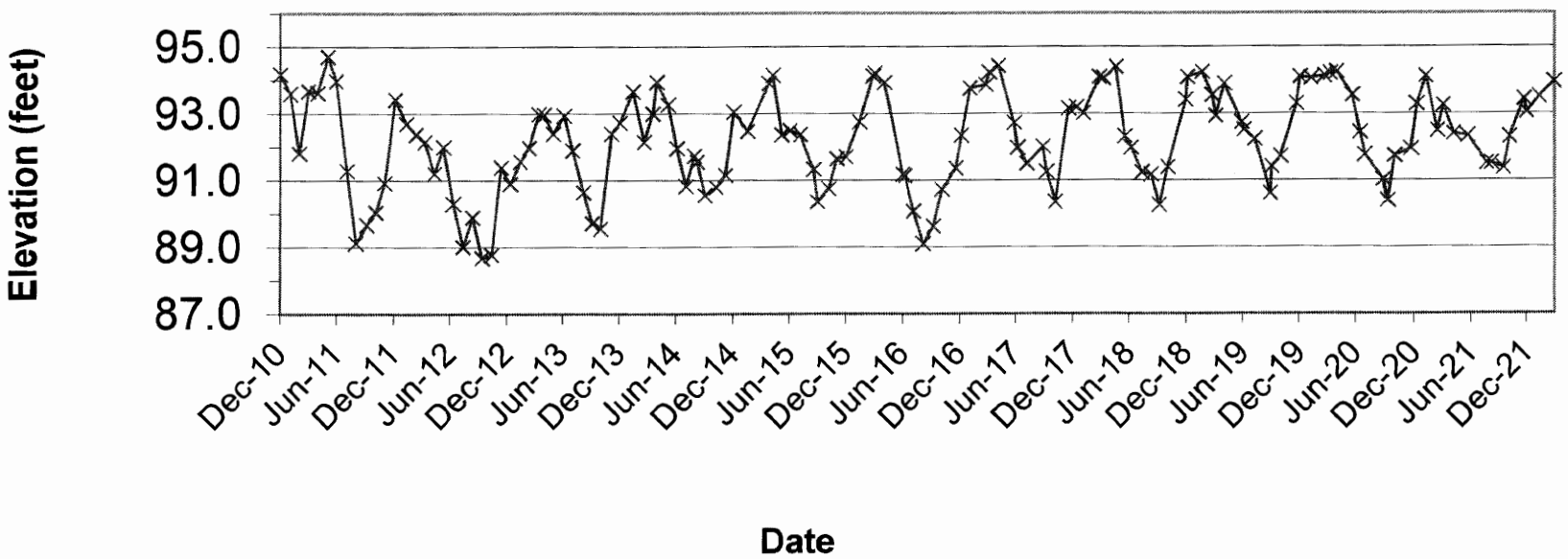
Figure 8. Groundwater Elevations MW-5
Elevation (feet)
95.0
93.0
91.0
89.0
87.0
Dec-10
Jun-11
Dec-11
Jun-12
Dec-12
Jun-13
Dec-13
Jun-14
Dec-14
Jun-15
Dec-15
Jun-16
Dec-16
Jun-17
Dec-17
Jun-18
Dec-18
Jun-19
Dec-19
Jun-20
Dec-20
Jun-21
Dec-21
Date

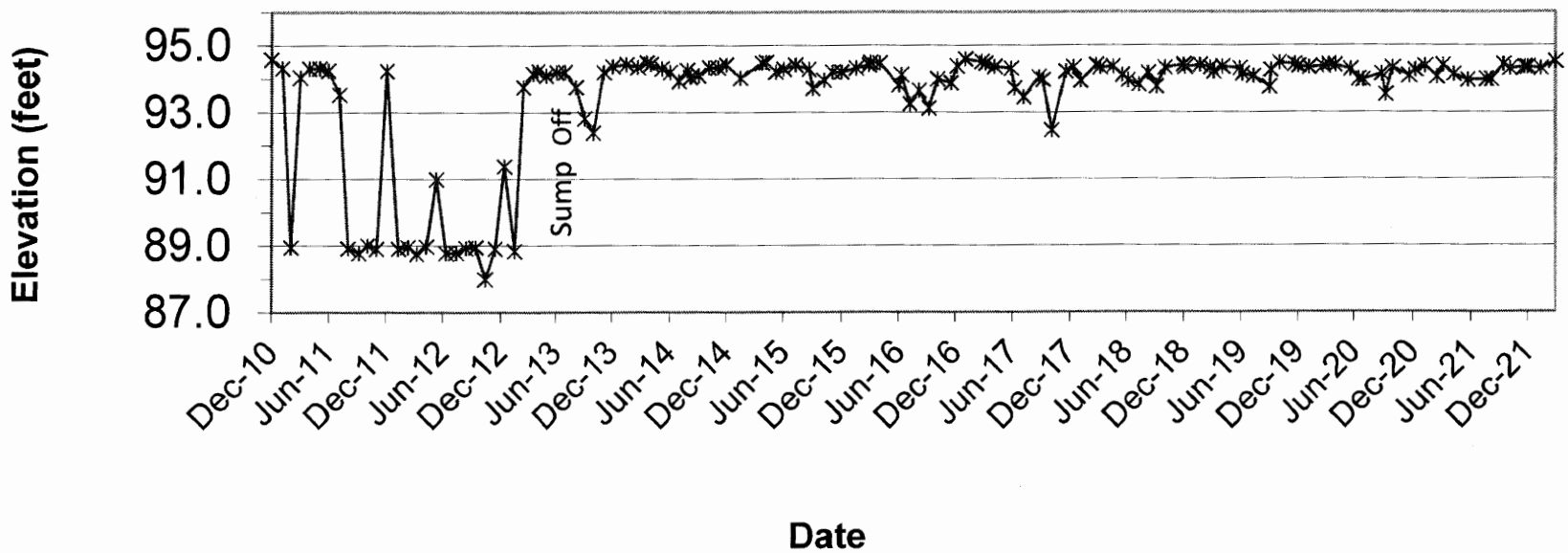
Figure 9. Groundwater Elevations MW-6
Elevation (feet)
95.0
93.0
91.0
89.0
87.0
Sump Off
Dec-10
Jun-11
Dec-11
Jun-12
Dec-12
Jun-13
Dec-13
Jun-14
Dec-14
Jun-15
Dec-15
Jun-16
Dec-16
Jun-17
Dec-17
Jun-18
Dec-18
Jun-19
Dec-19
Jun-20
Dec-20
Jun-21
Dec-21
Date

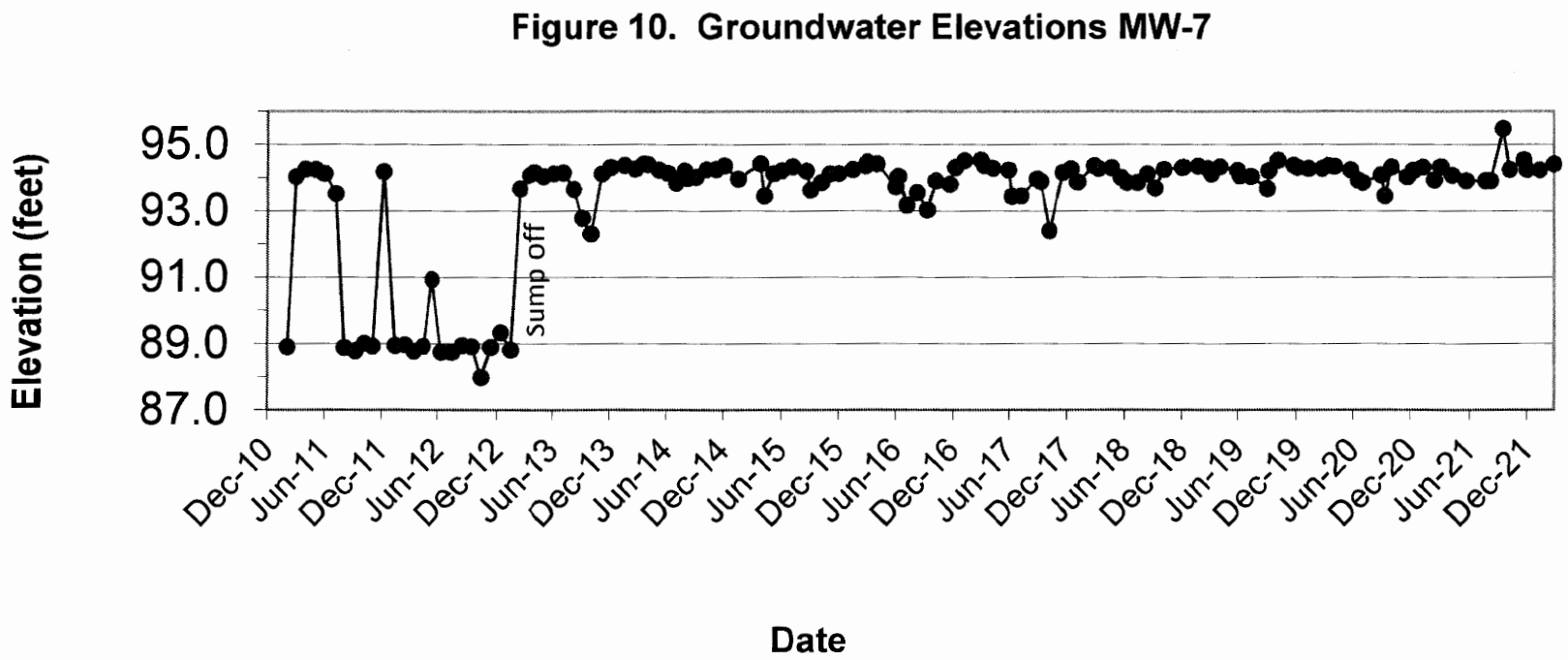
Figure 10. Groundwater Elevations MW-7
Elevation (feet)
95.0
93.0
91.0
89.0
87.0
Sump off
Dec-10
Jun-11
Dec-11
Jun-12
Dec-12
Jun-13
Dec-13
Jun-14
Dec-14
Jun-15
Dec-15
Jun-16
Dec-16
Jun-17
Dec-17
Jun-18
Dec-18
Jun-19
Dec-19
Jun-20
Dec-20
Jun-21
Dec-21
Date

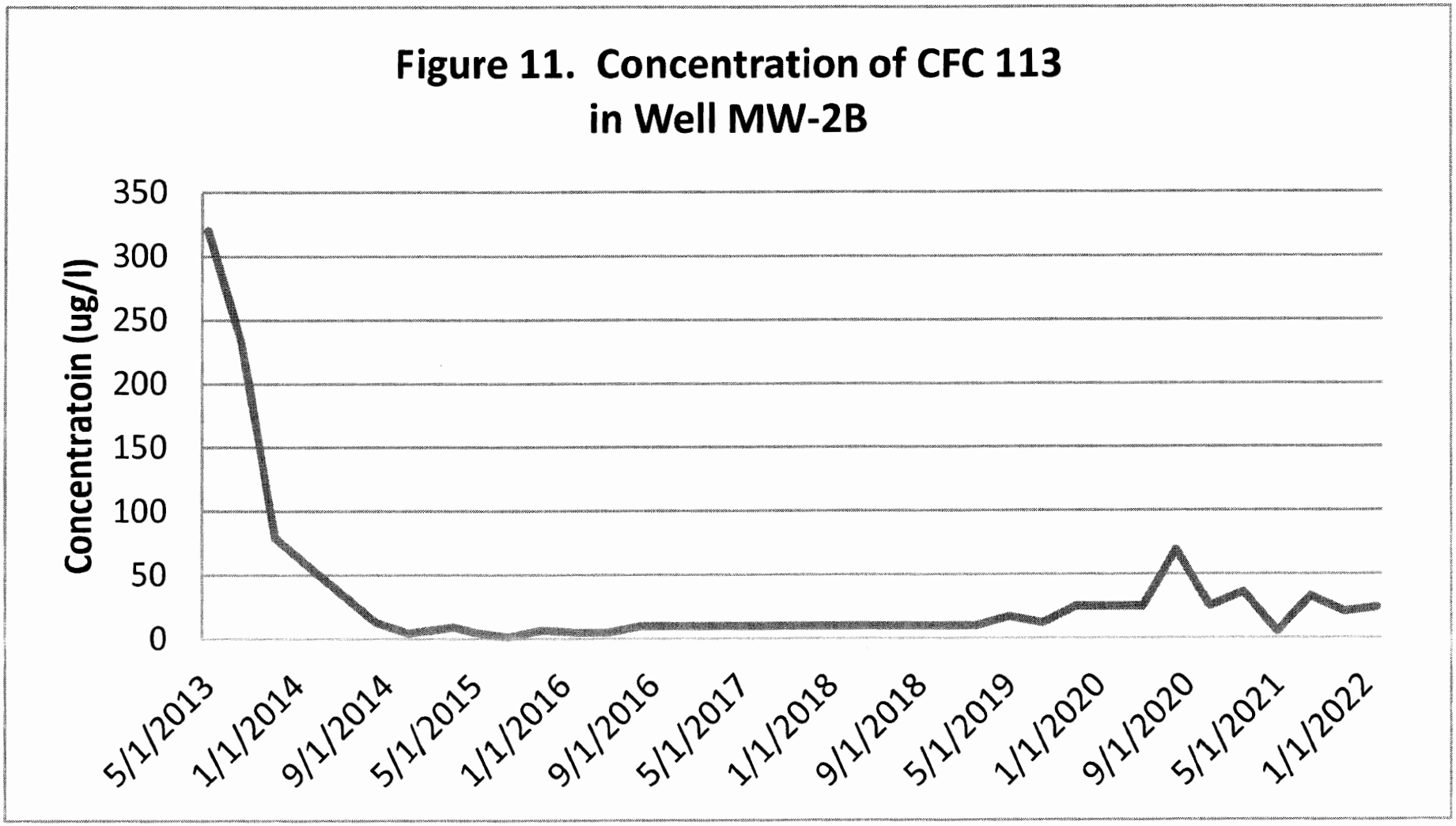
Figure 11. Concentration of CFC 113
in Well MW-2B
Concentratoin (ug/l)
350
300
250
200
150
100
50
0
5/1/2013
1/1/2014
9/1/2014
5/1/2015
1/1/2016
9/1/2016
5/1/2017
1/1/2018
9/1/2018
5/1/2019
1/1/2020
9/1/2020
5/1/2021
1/1/2022

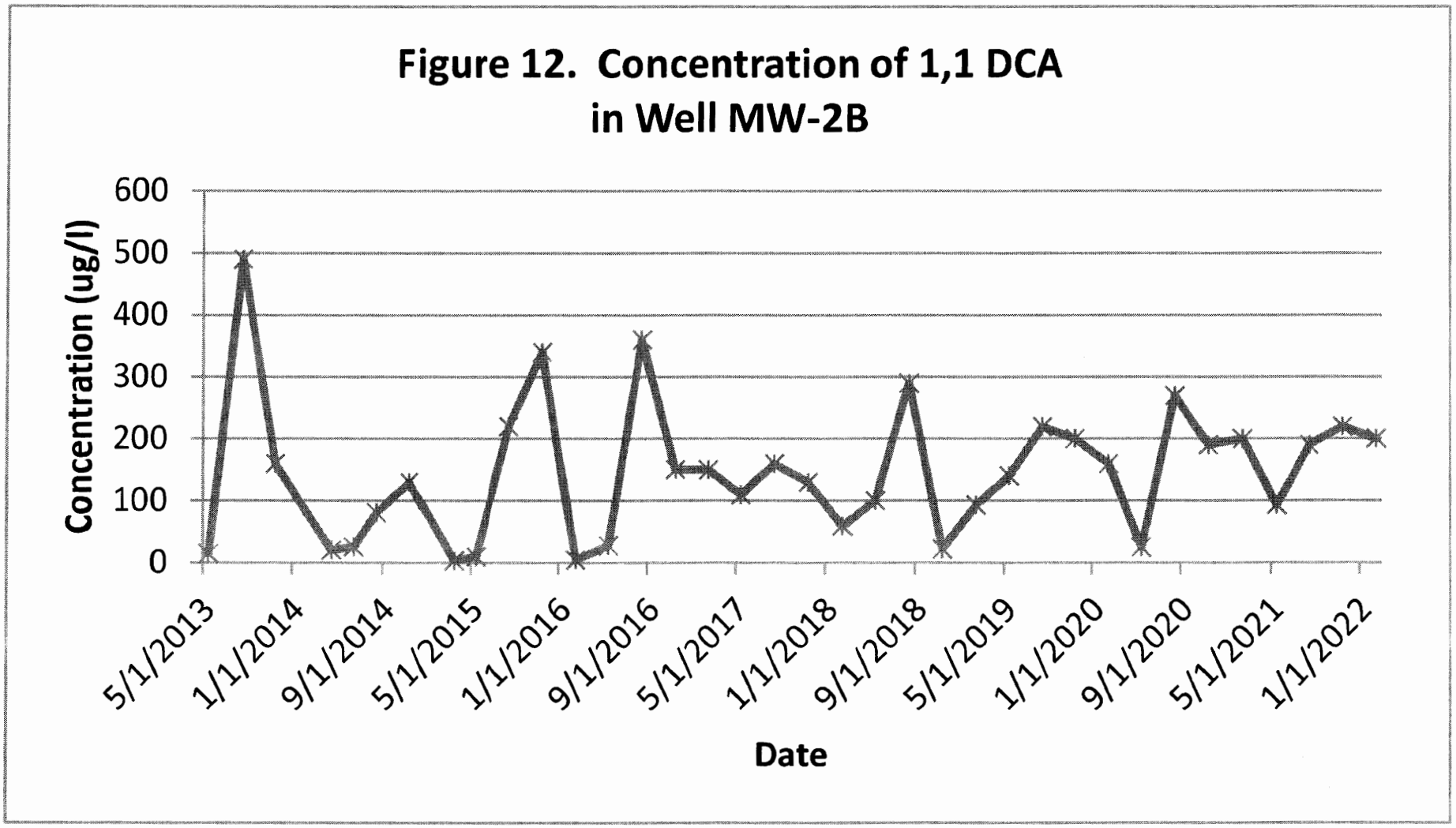
Figure 12. Concentration of 1,1 DCA
in Well MW-2B
Concentration (ug/l)
600
500
400
300
200
100
0
5/1/2013
1/1/2014
9/1/2014
5/1/2015
1/1/2016
9/1/2016
5/1/2017
1/1/2018
9/1/2018
5/1/2019
1/1/2020
9/1/2020
5/1/2021
1/1/2022
Date

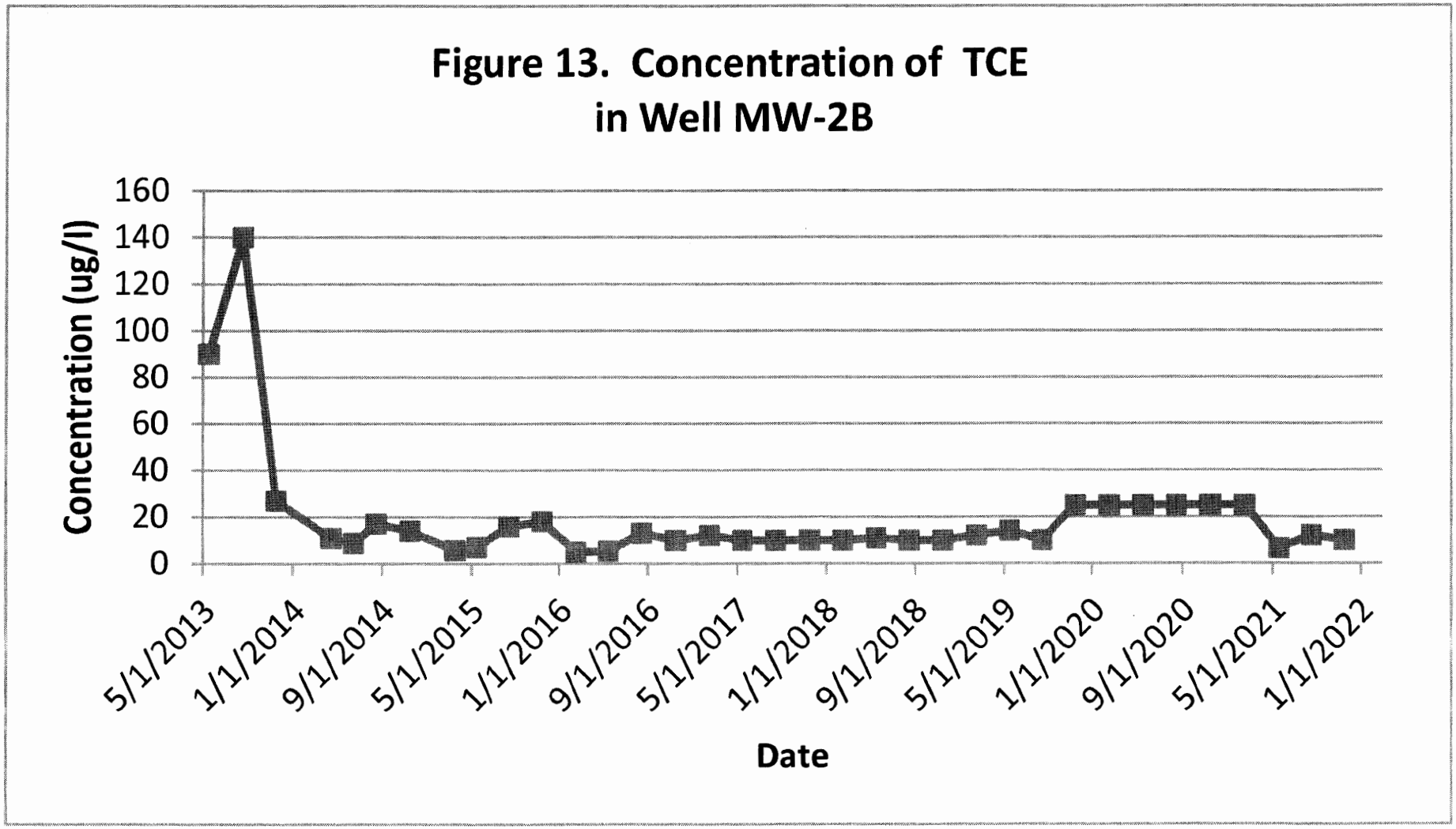
Figure 13. Concentration of TCE
in Well MW-2B
Concentration (ug/l)
160
140
120
100
80
60
40
20
0
5/1/2013
1/1/2014
9/1/2014
5/1/2015
1/1/2016
9/1/2016
5/1/2017
1/1/2018
9/1/2018
5/1/2019
1/1/2020
9/1/2020
5/1/2021
1/1/2022
Date

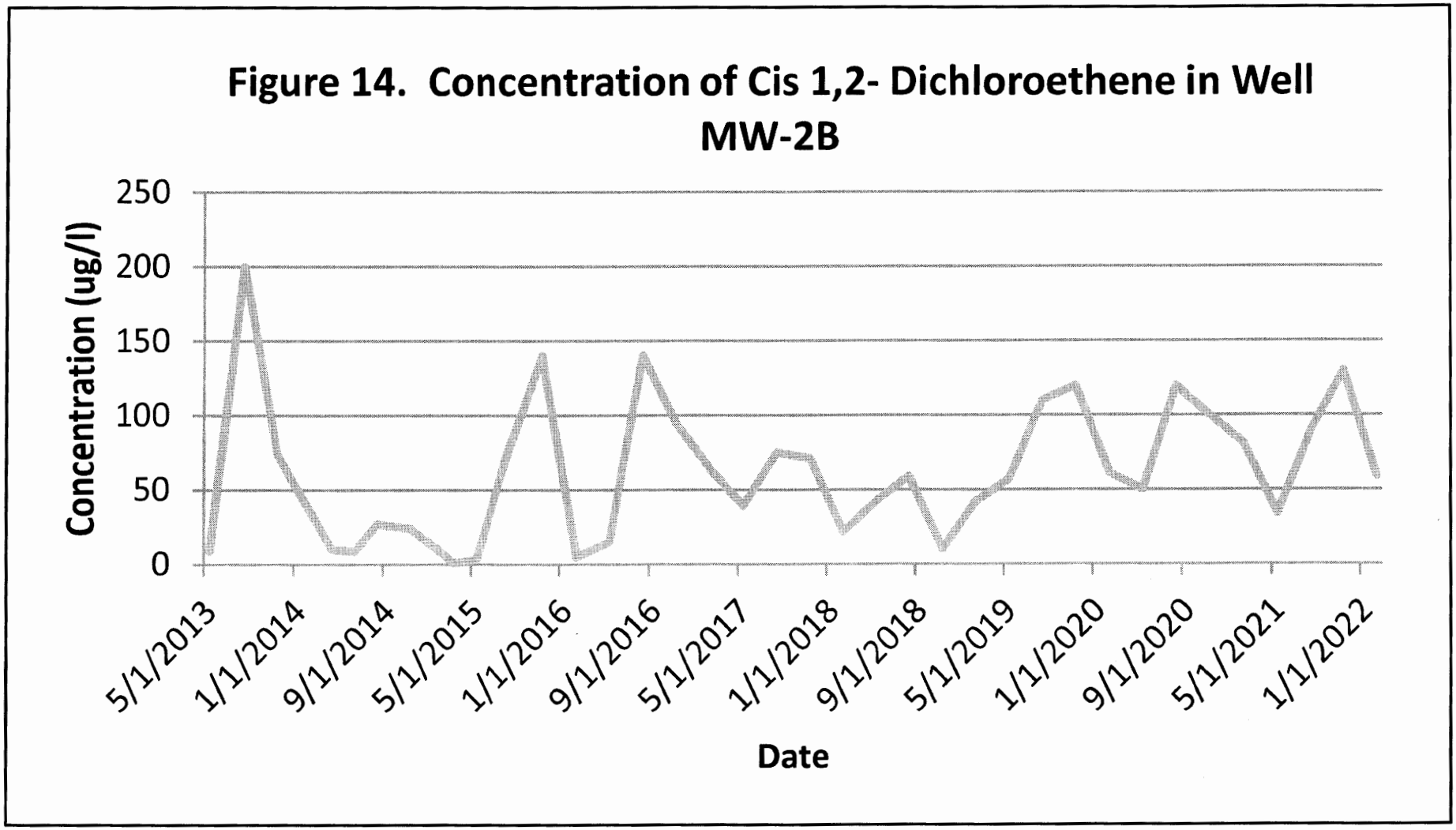
Figure 14. Concentration of Cis 1,2- Dichloroethene in Well MW-2B
Concentration (ug/l)
250
200
150
100
50
0
5/1/2013
1/1/2014
9/1/2014
5/1/2015
1/1/2016
9/1/2016
5/1/2017
1/1/2018
9/1/2018
5/1/2019
1/1/2020
9/1/2020
5/1/2021
1/1/2022
Date

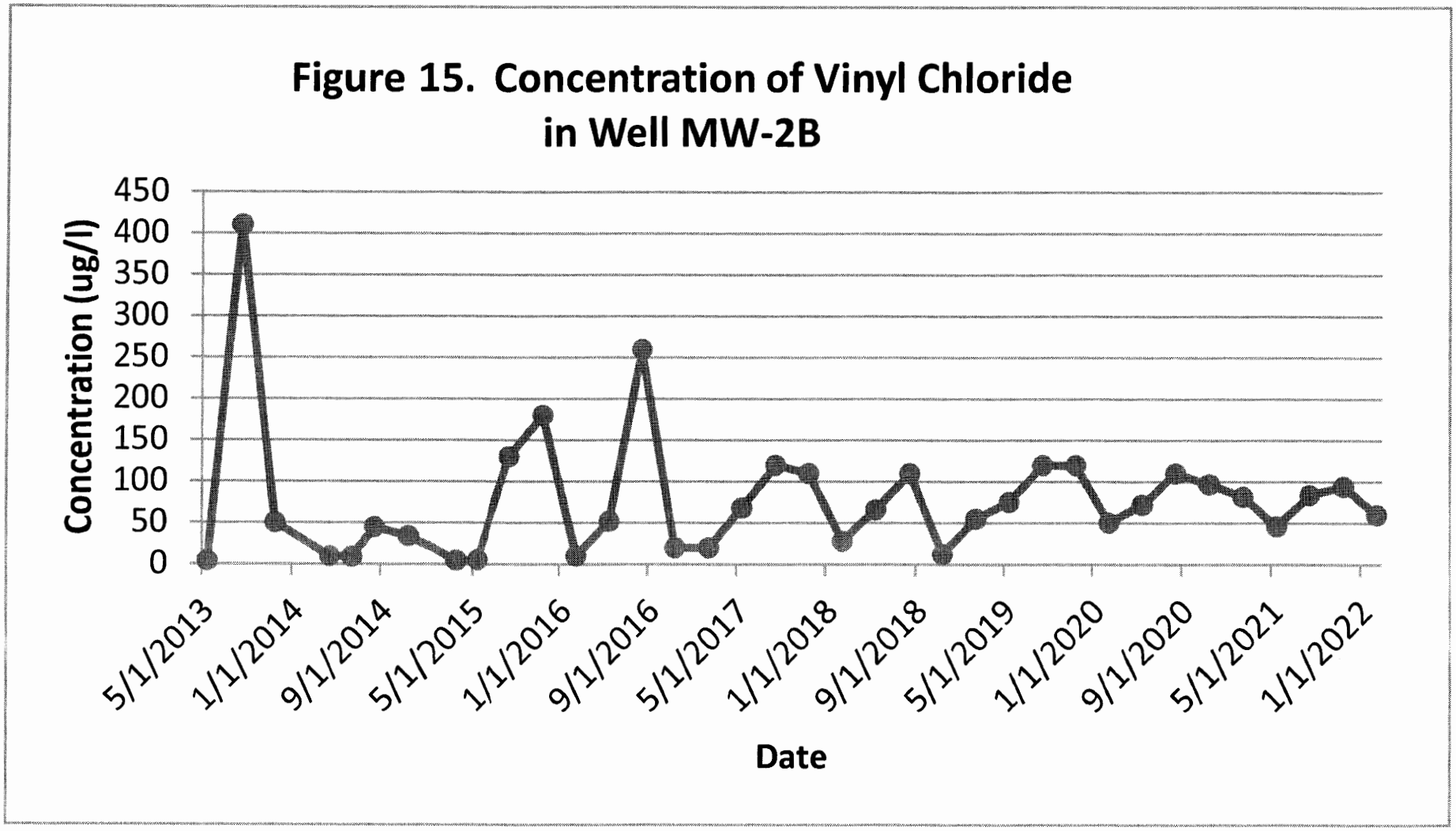
Figure 15. Concentration of Vinyl Chloride in Well MW-2B
Concentration (ug/l)
450
400
350
300
250
200
150
100
50
0
5/1/2013
1/1/2014
9/1/2014
5/1/2015
1/1/2016
9/1/2016
5/1/2017
1/1/2018
9/1/2018
5/1/2019
1/1/2020
9/1/2020
5/1/2021
1/1/2022
Date

# APPENDIX

Field Forms
Laboratory Report

12/1/21

**MOOG, INC.**
PLANT 11 REMEDIATION SYSTEM PERFORMANCE MONITORING
SUMMARY OF GROUNDWATER ELEVATIONS

| Well Number | PVC Riser Elevation | Bottom Depth | Depth to Water |
|---|---|---|---|
| MW-1B | 99.47 | 16.81 | 6.07 |
| MW-2A | 98.7 | 25.50 | 8.71 |
| MW-2B | 98.9 | 10.53 | 4.40 |
| MW-3 | 99.66 | 11.74 | 5.58 |
| MW-4 | 99.47 | 11.61 | 5.12 |
| MW-5 | 96.95 | 10.53 | 3.91 |
| MW-6 | 99.43 | 14.26 | 5.08 |
| MW-7 | 97.43 | 12.04 | 3.18 |
| SUMP | 100.08 | -- | 5.77 |

Sampler/Analyst: Ron Blinston Signature:

Reviewed by: David Harty Signature:

1/12/22

**MOOG, INC.**
PLANT 11 REMEDIATION SYSTEM PERFORMANCE MONITORING
SUMMARY OF GROUNDWATER ELEVATIONS

| Well Number | PVC Riser Elevation | Bottom Depth | Depth to Water |
|---|---|---|---|
| MW-1B | 99.47 | 16.81 | 4.51 |
| MW-2A | 98.7 | 25.50 | 8.50 |
| MW-2B | 98.9 | 10.53 | 4.20 |
| MW-3 | 99.66 | 11.74 | 5.65 |
| MW-4 | 99.47 | 11.61 | 5.17 |
| MW-5 | 96.95 | 10.53 | 3.45 |
| MW-6 | 99.43 | 14.26 | 5.13 |
| MW-7 | 97.43 | 12.04 | 3.20 |
| SUMP | 100.08 | -- | 5.83 |

Sampler/Analyst: Ron Beinston Signature: [illegible]

Reviewed by: David Harty Signature: [illegible]

FRONTIER TECHNICAL ASSOCIATES, INC.
WELL MONITORING FIELD FORM

Site Location: MOOG, Inc. Job No.: ET- 979

Sample Point I.D.: MW-1B Consultant: **Frontier Technical Associates, Inc.**

**PURGE INFORMATION** Purge Method: Peristaltic Pump

Depth to Bottom of Well: 16.81 ft. 2" Well = 0.17 gals/ft

Depth to Water Surface: 4.34 ft.

Depth of Water Column: 12.47 ft.

Volume of Standing Water in Well: 2.2 gallons

Start of Purge: Date: 2/28/22 Time: 9:12

End of Purge: Date: 2/28/22 Time: 9:32

Total Volume Purge: 4.4 gallons Well Purged Dry?: Yes No

# of Volumes Purged 2 Purging Personnel: RON BLINSTON

Recharge Rate: Rapid, Slow, Extremely Slow

**SAMPLING INFORMATION** Sample Method: Bailer

Sample Date: 2/28/22 Sample Time: 1:50 Depth to Water Surface 15.81 ft.

Sample Appearance: TURBID

Samples Preserved: Yes No

Sampling Personnel: RON BLINSTON

**FIELD MEASUREMENTS**

Meters Calibrated Yes No

| PARAMETER | METER NUMBER | UNITS | MEASUREMENT | NOTES |
|---|---|---|---|---|
| pH<br>SM 4500 HB 23RD Ed | Oakton 300 | STD. UNITS | 7.46 | |
| Turbidity<br>EPA 180.1 Rev. 2.0 (1993) | Hach 2100P | NTU | 52.4 | |
| Spec. Conductance<br>EPA 120.1 (Rev.1982) | Oakton Con | µMHOS/CM | 930 | |
| Temperature<br>SM 2550 B 23RD Ed | UEi 550 | F | 53 | |

Weather:

Notes:

FRONTIER TECHNICAL ASSOCIATES, INC.
WELL MONITORING FIELD FORM

Site Location: MOOG, Inc. Job No.: ET- 979

Sample Point I.D.: MW-2A Consultant: **Frontier Technical Associates, Inc.**

**PURGE INFORMATION** Purge Method: Peristaltic Pump

Depth to Bottom of Well: 25.50 ft. 2" Well = 0.17 gals/ft

Depth to Water Surface: 8.26 ft.

Depth of Water Column: 17.24 ft.

Volume of Standing Water in Well: 3.0 gallons

Start of Purge: Date: 2/28/22 Time: 9:32

End of Purge: Date: 2/28/22 Time: 10:38

Total Volume Purge: 4 gallons Well Purged Dry?: Yes No

# of Volumes Purged 1 Purging Personnel: RON BLINSTON

Recharge Rate: Rapid, Slow, Extremely Slow

**SAMPLING INFORMATION** Sample Method: Bailer

Sample Date: 2/28/22 Sample Time: 1:57 Depth to Water Surface 22.62 ft.

Sample Appearance: CLEAR

Samples Preserved: Yes No

Sampling Personnel: RON BLINSTON

**FIELD MEASUREMENTS**

Meters Calibrated: Yes No

| PARAMETER | METER NUMBER | UNITS | MEASUREMENT | NOTES |
|---|---|---|---|---|
| pH<br>SM 4500 HB 23rd Ed | Oakton 300 | STD. UNITS | 7.09 | |
| Turbidity<br>EPA 180.1 Rev. 2.0 (1993) | Hach 2100P | NTU | 10.6 | |
| Spec. Conductance<br>EPA 120.1 (Rev.1982) | Oakton Con | µMHOS/CM | 1829 | |
| Temperature<br>SM 2550 B 23rd Ed | UEi 550 | F | 55 | |

Weather:

Notes:

FRONTIER TECHNICAL ASSOCIATES, INC.
WELL MONITORING FIELD FORM

Site Location: MOOG, Inc. Job No.: ET- 979

Sample Point I.D.: MW-2B Consultant: **Frontier Technical Associates, Inc.**

**PURGE INFORMATION** Purge Method: Peristaltic Pump

Depth to Bottom of Well: 10.53 ft. 2" Well = 0.17 gals/ft

Depth to Water Surface: 4.13 ft.

Depth of Water Column: 6.40 ft.

Volume of Standing Water in Well: 1.1 gallons

Start of Purge: Date: 2/28/22 Time: 9:38

End of Purge: Date: 2/28/22 Time: 9:45

Total Volume Purge: 2 1/3 gallons Well Purged Dry?: Yes No

# of Volumes Purged 2 Purging Personnel: RON BLINSTON

Recharge Rate: Rapid, Slow, Extremely Slow

**SAMPLING INFORMATION** Sample Method: Bailer

Sample Date: 2/28/22 Sample Time: 2:04 Depth to Water Surface 5.98 ft.

Sample Appearance: CLEAR

Samples Preserved: Yes No

Sampling Personnel: RON BLINSTON

**FIELD MEASUREMENTS**

Meters Calibrated Yes No

| PARAMETER | METER NUMBER | UNITS | MEASUREMENT | NOTES |
|---|---|---|---|---|
| pH<br>SM 4500 HB 23rd Ed | Oakton 300 | STD. UNITS | 7.21 | |
| Turbidity<br>EPA 180.1 Rev. 2.0 (1993) | Hach 2100P | NTU | 2.68 | |
| Spec. Conductance<br>EPA 120.1 (Rev.1982) | Oakton Con | µMHOS/CM | 3540 | |
| Temperature<br>SM 2550 B 23rd Ed | UEi 550 | F | 45 | |

Weather:

Notes:

FRONTIER TECHNICAL ASSOCIATES, INC.
WELL MONITORING FIELD FORM

Site Location: MOOG, Inc. Job No.: ET- 979

Sample Point I.D.: MW-3 Consultant: **Frontier Technical Associates, Inc.**

**PURGE INFORMATION** Purge Method: Peristaltic Pump

Depth to Bottom of Well: 11.74 ft. 2" Well = 0.17 gals/ft

Depth to Water Surface: 5.48 ft.

Depth of Water Column: 6.26 ft.

Volume of Standing Water in Well: 1.1 gallons

Start of Purge: Date: 2/28/22 Time: 11:32

End of Purge: Date: 2/28/22 Time: 11:38

Total Volume Purge: 3.3 gallons Well Purged Dry?: Yes No

# of Volumes Purged 3 Purging Personnel: RON BLINSTON

Recharge Rate: Rapid, Slow, Extremely Slow

**SAMPLING INFORMATION** Sample Method: Bailer

Sample Date: 2/28/22 Sample Time: 11:38 Depth to Water Surface 5.62 ft.

Sample Appearance: TURBID

Samples Preserved: Yes No

Sampling Personnel: RON BLINSTON

**FIELD MEASUREMENTS**

Meters Calibrated: Yes No

| PARAMETER | METER NUMBER | UNITS | MEASUREMENT | NOTES |
|---|---|---|---|---|
| pH<br>SM 4500 HB 23rd Ed | Oakton 300 | STD. UNITS | 7.18 | |
| Turbidity<br>EPA 180.1 Rev. 2.0 (1993) | Hach 2100P | NTU | 65.2 | |
| Spec. Conductance<br>EPA 120.1 (Rev.1982) | Oakton Con | µMHOS/CM | 1405 | |
| Temperature<br>SM 2550 B 23rd Ed | UEi 550 | F | 41 | |

Weather:

Notes:

FRONTIER TECHNICAL ASSOCIATES, INC.
WELL MONITORING FIELD FORM

Site Location: MOOG, Inc. Job No.: ET- 979

Sample Point I.D.: MW-4 Consultant: **Frontier Technical Associates, Inc.**

**PURGE INFORMATION** Purge Method: Peristaltic Pump

Depth to Bottom of Well: 11.61 ft. 2" Well = 0.17 gals/ft

Depth to Water Surface: 4.96 ft.

Depth of Water Column: 6.65 ft.

Volume of Standing Water in Well: 1.2 gallons

Start of Purge: Date: 2/28/22 Time: 12:42

End of Purge: Date: 2/28/22 Time: 12:51

Total Volume Purge: 3.6 gallons Well Purged Dry?: Yes No

# of Volumes Purged 3 Purging Personnel: Ron Blinston

Recharge Rate: Rapid Slow, Extremely Slow

**SAMPLING INFORMATION** Sample Method: Bailer

Sample Date: 2/28/22 Sample Time: 1:33 Depth to Water Surface 4.96 ft.

Sample Appearance: Clear

Samples Preserved: Yes No

Sampling Personnel: Ron Blinston

**FIELD MEASUREMENTS**

Meters Calibrated Yes No

| PARAMETER | METER NUMBER | UNITS | MEASUREMENT | NOTES |
|---|---|---|---|---|
| pH<br>SM 4500 HB 23rd Ed | Oakton 300 | STD. UNITS | 7.76 | |
| Turbidity<br>EPA 180.1 Rev. 2.0 (1993) | Hach 2100P | NTU | 5.03 | |
| Spec. Conductance<br>EPA 120.1 (Rev.1982) | Oakton Con | µMHOS/CM | 1493 | |
| Temperature<br>SM 2550 B 23rd Ed | UEi 550 | F | 45 | |

Weather:

Notes: Sump 5.61

FRONTIER TECHNICAL ASSOCIATES, INC.
WELL MONITORING FIELD FORM

Site Location: MOOG, Inc. Job No.: ET- 979

Sample Point I.D.: MW-5 Consultant: **Frontier Technical Associates, Inc.**

**PURGE INFORMATION** Purge Method: Peristaltic Pump

Depth to Bottom of Well: 10.53 ft. 2" Well = 0.17 gals/ft

Depth to Water Surface: 3.00 ft.

Depth of Water Column: 7.53 ft.

Volume of Standing Water in Well: 1.3 gallons

Start of Purge: Date: 2/28/22 Time: 11:03

End of Purge: Date: 2/28/22 Time: 11:12

Total Volume Purge: 4 gallons Well Purged Dry?: Yes No

# of Volumes Purged 3 Purging Personnel: RON BLINSTON

Recharge Rate: Rapid, Slow, Extremely Slow

**SAMPLING INFORMATION** Sample Method: Bailer

Sample Date: 2/28/22 Sample Time: 11:13 Depth to Water Surface 4.0 ft.

Sample Appearance: CLEAR

Samples Preserved: Yes No

Sampling Personnel: RON BLINSTON

**FIELD MEASUREMENTS**

Meters Calibrated Yes No

| PARAMETER | METER NUMBER | UNITS | MEASUREMENT | NOTES |
|---|---|---|---|---|
| pH<br>SM 4500 HB 23rd Ed | Oakton 300 | STD. UNITS | 6.71 | (6.71) |
| Turbidity<br>EPA 180.1 Rev. 2.0 (1993) | Hach 2100P | NTU | 1.23 | |
| Spec. Conductance<br>EPA 120.1 (Rev.1982) | Oakton Con | µMHOS/CM | 500 | |
| Temperature<br>SM 2550 B 23rd Ed | UEi 550 | F | 40 | |

Weather:

Notes:

FRONTIER TECHNICAL ASSOCIATES, INC.
WELL MONITORING FIELD FORM

Site Location: MOOG, Inc. Job No.: ET- 979

Sample Point I.D.: MW-6 Consultant: **Frontier Technical Associates, Inc.**

**PURGE INFORMATION** Purge Method: Peristaltic Pump

Depth to Bottom of Well: 14.26 ft. 2" Well = 0.17 gals/ft

Depth to Water Surface: 4.92 ft.

Depth of Water Column: 9.34 ft.

Volume of Standing Water in Well: 1.6 gallons

Start of Purge: Date: 2/28/22 Time: 12:53

End of Purge: Date: 2/28/22 Time: 1:04

Total Volume Purge: 4.8 gallons Well Purged Dry?: Yes No

# of Volumes Purged 3 Purging Personnel: RON BLINSTON

Recharge Rate: Rapid Slow, Extremely Slow

**SAMPLING INFORMATION** Sample Method: Bailer

Sample Date: 2/28/22 Sample Time: 1:39 Depth to Water Surface 4.92 ft.

Sample Appearance: SLIGHTLY TURBID

Samples Preserved: Yes No

Sampling Personnel: RON BLINSTON

**FIELD MEASUREMENTS**

Meters Calibrated: Yes No

| PARAMETER | METER NUMBER | UNITS | MEASUREMENT | NOTES |
|---|---|---|---|---|
| pH<br>SM 4500 HB 23rd Ed | Oakton 300 | STD. UNITS | 8.50 | |
| Turbidity<br>EPA 180.1 Rev. 2.0 (1993) | Hach 2100P | NTU | 12.6 | |
| Spec. Conductance<br>EPA 120.1 (Rev.1982) | Oakton Con | µMHOS/CM | 412 | |
| Temperature<br>SM 2550 B 23rd Ed | UEi 550 | F | 45 | |

Weather:

Notes:

FRONTIER TECHNICAL ASSOCIATES, INC.
WELL MONITORING FIELD FORM

Site Location: MOOG, Inc. Job No.: ET- 979

Sample Point I.D.: MW-7 Consultant: **Frontier Technical Associates, Inc.**

**PURGE INFORMATION** Purge Method: Peristaltic Pump

Depth to Bottom of Well: 12.04 ft. 2" Well = 0.17 gals/ft

Depth to Water Surface: 3.02 ft.

Depth of Water Column: 9.02 ft.

Volume of Standing Water in Well: 1.6 gallons

Start of Purge: Date: 2/28/22 Time: 11:50

End of Purge: Date: 2/28/22 Time: 12:00

Total Volume Purge: 4.8 gallons Well Purged Dry?: Yes No

# of Volumes Purged 3 Purging Personnel: Ron Blinston

Recharge Rate: Rapid, Slow, Extremely Slow

**SAMPLING INFORMATION** Sample Method: Bailer

Sample Date: 2/28/22 Sample Time: 1:11 Depth to Water Surface 3.01 ft.

Sample Appearance: TURBID

Samples Preserved: Yes No

Sampling Personnel: RON BLINSTON

**FIELD MEASUREMENTS**

Meters Calibrated Yes No

| PARAMETER | METER NUMBER | UNITS | MEASUREMENT | NOTES |
|---|---|---|---|---|
| pH<br>SM 4500 HB 23rd Ed | Oakton 300 | STD. UNITS | 8.05 | |
| Turbidity<br>EPA 180.1 Rev. 2.0 (1993) | Hach 2100P | NTU | 38.1 | |
| Spec. Conductance<br>EPA 120.1 (Rev.1982) | Oakton Con | µMHOS/CM | 9430 | |
| Temperature<br>SM 2550 B 23rd Ed | UEi 550 | F | 44 | |

Weather:

Notes:

FRONTIER TECHNICAL ASSOCIATES INC.

8675 Main Street, Williamsville, NY 14221

# Moog Groundwater Calibration Record

Date: 2/28/22 Time: 8:10 am

| | | | | Standard Expires |
|---|---|---|---|---|
| pH Calibration: Temp: 16.7oc | Buffers: | 7.0 | 7.00 | 11/20/2022 |
| Instrument ID: #2 | | 10.0 | 10.10 | 10/6/2022 |
| | | Check 4.0 | 4.05 | 10/29/2022 |

Turbidity: Cal. Check Std: 20 NTU Reading: 19.2 02/2023

Instrument ID: E must be +/- 10% of true value

Method Blank: 0.39

Post- Sampling Cal. Check Std: 20 NTU Reading: 20.1 02/2023

Instrument ID: E must be +/- 10% of true value

Specific Conductivity Cal. Check Std: 1413 umhos/cm

Instrument ID: CON 6 Reading: 1413 06/25/2022

Field Analyst: [signature]

FRONTIER TECHNICAL ASSOCIATES INC.
8675 Main Street, Williamsville, New York 14221 (716) 634-2293

# MONITORING POINT ASSESSMENT FORM
## Moog Inc.

**Monitoring Point:** MW-1B **Date:** 2/28/22

**Inspectors Name (Print):** RON BLINSTON
**Inspector's Company:** Frontier Technical Associates, Inc.
**Address:** 8675 Main Street, Williamsville, New York 14221

| | | | | |
|---|---|---|---|---|
| **Well Locked:** | Yes | No | NA | |
| **Lock Functioning:** | Yes | No | NA | |
| **Bailer and Rope OK:** | Yes | No | NA | RB |
| **Tubing OK:** | Yes | No | NA | |
| **Protective Casing OK:** | Yes | No | NA | |
| **Concrete Pad in Good Condition:** | Yes | No | NA | |
| **Heaving of Well or Casing:** | Yes | No | NA | |
| **Well Sand in Purge Water:** | Yes | No | NA | |
| **Well Constricted:** | Yes | No | NA | |
| **Debris in Well:** | Yes | No | NA | |
| **Insects in Well:** | Yes | No | NA | Type:_____ |
| **Wind Blown Dust inside Protective Casing:** | Yes | No | NA | |

**Other Observations or Details on Conditions Identified Above:**_____

_____

_____

**Inspector's Signature:** _____

FRONTIER TECHNICAL ASSOCIATES INC.
8675 Main Street, Williamsville, New York 14221 (716) 634-2293

**MONITORING POINT ASSESSMENT FORM**
**Moog Inc.**

**Monitoring Point:** MW-2A **Date:** 2/28/22

**Inspectors Name (Print):** Ron Blinston
**Inspector's Company:** Frontier Technical Associates, Inc.
**Address:** 8675 Main Street, Williamsville, New York 14221

| | | | | |
|---|---|---|---|---|
| **Well Locked:** | Yes | No | NA | |
| **Lock Functioning:** | Yes | No | NA | |
| **Bailer and Rope OK:** | Yes | No | NA | |
| **Tubing OK:** | Yes | No | NA | |
| **Protective Casing OK:** | Yes | No | NA | |
| **Concrete Pad in Good Condition:** | Yes | No | NA | |
| **Heaving of Well or Casing:** | Yes | No | NA | |
| **Well Sand in Purge Water:** | Yes | No | NA | |
| **Well Constricted:** | Yes | No | NA | |
| **Debris in Well:** | Yes | No | NA | |
| **Insects in Well:** | Yes | No | NA | Type:_____ |
| **Wind Blown Dust inside Protective Casing:** | Yes | No | NA | |

**Other Observations or Details on Conditions Identified Above:**_____

_____

_____

**Inspector's Signature:** _____

FRONTIER TECHNICAL ASSOCIATES INC.
8675 Main Street, Williamsville, New York 14221 (716) 634-2293

# MONITORING POINT ASSESSMENT FORM
## Moog Inc.

**Monitoring Point:** MW-2B **Date:** 2/28/22

**Inspectors Name (Print):** RON BLINSTON
**Inspector's Company:** Frontier Technical Associates, Inc.
**Address:** 8675 Main Street, Williamsville, New York 14221

| | | | | |
|---|---|---|---|---|
| **Well Locked:** | Yes | No | NA | |
| **Lock Functioning:** | Yes | No | NA | |
| **Bailer and Rope OK:** | Yes | No | NA | |
| **Tubing OK:** | Yes | No | NA | |
| **Protective Casing OK:** | Yes | No | NA | |
| **Concrete Pad in Good Condition:** | Yes | No | NA | |
| **Heaving of Well or Casing:** | ~~Yes~~ | No | NA | RB |
| **Well Sand in Purge Water:** | Yes | No | NA | |
| **Well Constricted:** | Yes | No | NA | |
| **Debris in Well:** | Yes | No | NA | |
| **Insects in Well:** | Yes | No | NA | Type:_____ |
| **Wind Blown Dust inside Protective Casing:** | Yes | No | NA | |

**Other Observations or Details on Conditions Identified Above:**_____

_____

_____

**Inspector's Signature:** _____

FRONTIER TECHNICAL ASSOCIATES INC.
8675 Main Street, Williamsville, New York 14221 (716) 634-2293

# MONITORING POINT ASSESSMENT FORM
## Moog Inc.

**Monitoring Point:** MW-3 **Date:** 2/28/22

**Inspectors Name (Print):** RON BLINSTON
**Inspector's Company:** Frontier Technical Associates, Inc.
**Address:** 8675 Main Street, Williamsville, New York 14221

| | | | | |
|---|---|---|---|---|
| **Well Locked:** | Yes | (No) | NA | |
| **Lock Functioning:** | Yes | (No) | NA | |
| **Bailer and Rope OK:** | (Yes) | No | NA | |
| **Tubing OK:** | (Yes) | No | NA | |
| **Protective Casing OK:** | (Yes) | No | NA | |
| **Concrete Pad in Good Condition:** | Yes | (No) | NA | |
| **Heaving of Well or Casing:** | Yes | (No) | NA | |
| **Well Sand in Purge Water:** | Yes | (No) | NA | |
| **Well Constricted:** | Yes | (No) | NA | |
| **Debris in Well:** | Yes | (No) | NA | |
| **Insects in Well:** | Yes | (No) | NA | **Type:**_____ |
| **Wind Blown Dust inside Protective Casing:** | Yes | (No) | NA | |

**Other Observations or Details on Conditions Identified Above:**_____

**Inspector's Signature:** _____

FRONTIER TECHNICAL ASSOCIATES INC.
8675 Main Street, Williamsville, New York 14221 (716) 634-2293

# MONITORING POINT ASSESSMENT FORM
## Moog Inc.

**Monitoring Point:** MW-4 **Date:** 2/28/22

**Inspectors Name (Print):** RON BLINSTON
**Inspector's Company:** Frontier Technical Associates, Inc.
**Address:** 8675 Main Street, Williamsville, New York 14221

| | | | | |
|---|---|---|---|---|
| **Well Locked:** | Yes | No | NA | |
| **Lock Functioning:** | Yes | No | NA | |
| **Bailer and Rope OK:** | Yes | No | NA | |
| **Tubing OK:** | Yes | No | NA | |
| **Protective Casing OK:** | Yes | No | NA | |
| **Concrete Pad in Good Condition:** | Yes | No | NA | |
| **Heaving of Well or Casing:** | Yes | No | NA | |
| **Well Sand in Purge Water:** | Yes | No | NA | |
| **Well Constricted:** | Yes | No | NA | |
| **Debris in Well:** | Yes | No | NA | |
| **Insects in Well:** | Yes | No | NA | Type:_____ |
| **Wind Blown Dust inside Protective Casing:** | Yes | No | NA | |

**Other Observations or Details on Conditions Identified Above:**_____

_____

_____

**Inspector's Signature:** _____

FRONTIER TECHNICAL ASSOCIATES INC.
8675 Main Street, Williamsville, New York 14221 (716) 634-2293

# MONITORING POINT ASSESSMENT FORM
## Moog Inc.

**Monitoring Point:** MW-5 **Date:** 2/28/22

**Inspectors Name (Print):** RON BLINSTON
**Inspector's Company:** Frontier Technical Associates, Inc.
**Address:** 8675 Main Street, Williamsville, New York 14221

| | | | | |
|---|---|---|---|---|
| **Well Locked:** | Yes | No | NA | |
| **Lock Functioning:** | Yes | No | NA | |
| **Bailer and Rope OK:** | Yes | No | NA | |
| **Tubing OK:** | Yes | No | NA | |
| **Protective Casing OK:** | Yes | No | NA | |
| **Concrete Pad in Good Condition:** | Yes | No | NA | |
| **Heaving of Well or Casing:** | Yes | No | NA | |
| **Well Sand in Purge Water:** | Yes | No | NA | |
| **Well Constricted:** | Yes | No | NA | |
| **Debris in Well:** | Yes | No | NA | |
| **Insects in Well:** | Yes | No | NA | **Type:**_____ |
| **Wind Blown Dust inside Protective Casing:** | Yes | No | NA | |

**Other Observations or Details on Conditions Identified Above:**_____

**Inspector's Signature:** _____

FRONTIER TECHNICAL ASSOCIATES INC.
8675 Main Street, Williamsville, New York 14221 (716) 634-2293

# MONITORING POINT ASSESSMENT FORM
## Moog Inc.

**Monitoring Point:** MW-6 **Date:** 2/28/22

**Inspectors Name (Print):** RON BLINSTON
**Inspector's Company:** Frontier Technical Associates, Inc.
**Address:** 8675 Main Street, Williamsville, New York 14221

| | | | | |
|---|---|---|---|---|
| **Well Locked:** | Yes | No | NA | |
| **Lock Functioning:** | Yes | No | NA | |
| **Bailer and Rope OK:** | Yes | No | NA | |
| **Tubing OK:** | Yes | No | NA | |
| **Protective Casing OK:** | Yes | No | NA | |
| **Concrete Pad in Good Condition:** | Yes | No | NA | |
| **Heaving of Well or Casing:** | Yes | No | NA | |
| **Well Sand in Purge Water:** | Yes | No | NA | |
| **Well Constricted:** | Yes | No | NA | |
| **Debris in Well:** | Yes | No | NA | |
| **Insects in Well:** | Yes | No | NA | Type:_____ |
| **Wind Blown Dust inside Protective Casing:** | Yes | No | NA | |

**Other Observations or Details on Conditions Identified Above:**_____

_____

_____

**Inspector's Signature:** _____

FRONTIER TECHNICAL ASSOCIATES INC.
8675 Main Street, Williamsville, New York 14221 (716) 634-2293

# MONITORING POINT ASSESSMENT FORM
## Moog Inc.

**Monitoring Point:** MW-7 **Date:** 2/28/22

**Inspectors Name (Print):** RON BLINSTON
**Inspector's Company:** Frontier Technical Associates, Inc.
**Address:** 8675 Main Street, Williamsville, New York 14221

| | | | | |
|---|---|---|---|---|
| **Well Locked:** | Yes | (No) | NA | |
| **Lock Functioning:** | Yes | (No) | NA | |
| **Bailer and Rope OK:** | (Yes) | No | NA | |
| **Tubing OK:** | (Yes) | No | NA | |
| **Protective Casing OK:** | Yes | No | (NA) | |
| **Concrete Pad in Good Condition:** | (Yes) | No | NA | |
| **Heaving of Well or Casing:** | Yes | (No) | NA | |
| **Well Sand in Purge Water:** | Yes | (No) | NA | |
| **Well Constricted:** | Yes | (No) | NA | |
| **Debris in Well:** | Yes | (No) | NA | |
| **Insects in Well:** | Yes | (No) | NA | Type:_____ |
| **Wind Blown Dust inside Protective Casing:** | Yes | (No) | NA | |

**Other Observations or Details on Conditions Identified Above:**_____

_____

_____

**Inspector's Signature:** _____

**Experience is the solution**
314 North Pearl Street ♦ Albany, New York 12207
(800) 848-4983 ♦ (518) 434-4546 ♦ Fax (518) 434-0891

March 04, 2022

Dave Harty
Frontier Technical Associates
8675 Main Street
Williamsville, NY 14221

TEL: (716) 634-2293

Work Order No: 220301036

RE: Plant M-GW
GW ET-979

Dear Dave Harty:

Adirondack Environmental Services, Inc received 8 samples on 3/1/2022 for the analyses presented in the following report.

Please see case narrative for specifics on analysis.

If you have any questions regarding these tests results, please feel free to call.

Sincerely,

ELAP#: 10709

Tara Daniels
Laboratory Director

# Adirondack Environmental Services, Inc

# CASE NARRATIVE

**Frontier Technical Associates**

Plant M-GW

GW ET-979

**Date:** *04-Mar-22*

**Lab WorkOrder:** **220301036**

Sample containers were supplied by Adirondack Environmental Services.

**Definitions - RL: Reporting Limit DF: Dilution factor**

**Qualifiers:**

| | |
|---|---|
| ND : Not Detected at reporting limit | C: CCV below acceptable Limits |
| J: Analyte detected below quantitation limit | C+: CCV above acceptable Limits |
| B: Analyte detected in Blank | S: LCS Spike recovery is below acceptable limits |
| X : Exceeds maximum contamination limit | S+: LCS Spike recovery is above acceptable limits |
| H: Hold time exceeded | Z: Duplication outside acceptable limits |
| N: Matrix Spike below acceptable limits | T : Tentatively Identified Compound-Estimated |
| N+: Matrix Spike is above acceptable limits | E :Above quantitation range-Estimated |

**Note : All Results are reported as wet weight unless noted**

**The results relate only to the items tested. Information supplied by the client is assumed to be correct.**

# Adirondack Environmental Services, Inc

**Date:** *04-Mar-22*

| | | | |
|---|---|---|---|
| **CLIENT:** | Frontier Technical Associates | **Client Sample ID:** | MW-1B0228 |
| **Work Order:** | **220301036** | **Collection Date:** | 2/28/2022 |
| **Reference:** | Plant M-GW / GW ET-979 | **Lab Sample ID:** | 220301036-001 |
| **PO#:** | | **Matrix:** | GROUNDWATER |

| Analyses | Result | RL | Qual | Units | DF | Date Analyzed |
|---|---|---|---|---|---|---|
| **VOLATILE ORGANICS EPA 8260C (SW5030C PREP)** | | | | | | Analyst: **SMD** |
| Chloromethane | **ND** | 10 | | µg/L | 1 | 3/3/2022 4:34:00 PM |
| Bromomethane | **ND** | 10 | | µg/L | 1 | 3/3/2022 4:34:00 PM |
| Vinyl chloride | **ND** | 10 | | µg/L | 1 | 3/3/2022 4:34:00 PM |
| Chloroethane | **ND** | 10 | | µg/L | 1 | 3/3/2022 4:34:00 PM |
| Methylene chloride | **ND** | 5.0 | | µg/L | 1 | 3/3/2022 4:34:00 PM |
| Acetone | **ND** | 10 | | µg/L | 1 | 3/3/2022 4:34:00 PM |
| Carbon disulfide | **ND** | 5.0 | | µg/L | 1 | 3/3/2022 4:34:00 PM |
| 1,1-Dichloroethene | **ND** | 5.0 | | µg/L | 1 | 3/3/2022 4:34:00 PM |
| 1,1-Dichloroethane | **ND** | 5.0 | | µg/L | 1 | 3/3/2022 4:34:00 PM |
| trans-1,2-Dichloroethene | **ND** | 5.0 | | µg/L | 1 | 3/3/2022 4:34:00 PM |
| cis-1,2-Dichloroethene | **ND** | 5.0 | | µg/L | 1 | 3/3/2022 4:34:00 PM |
| Chloroform | **ND** | 5.0 | | µg/L | 1 | 3/3/2022 4:34:00 PM |
| 1,2-Dichloroethane | **ND** | 5.0 | | µg/L | 1 | 3/3/2022 4:34:00 PM |
| 2-Butanone | **ND** | 10 | | µg/L | 1 | 3/3/2022 4:34:00 PM |
| 1,1,1-Trichloroethane | **ND** | 5.0 | | µg/L | 1 | 3/3/2022 4:34:00 PM |
| Carbon tetrachloride | **ND** | 5.0 | | µg/L | 1 | 3/3/2022 4:34:00 PM |
| Bromodichloromethane | **ND** | 5.0 | | µg/L | 1 | 3/3/2022 4:34:00 PM |
| 1,2-Dichloropropane | **ND** | 5.0 | | µg/L | 1 | 3/3/2022 4:34:00 PM |
| cis-1,3-Dichloropropene | **ND** | 5.0 | | µg/L | 1 | 3/3/2022 4:34:00 PM |
| Trichloroethene | **ND** | 5.0 | | µg/L | 1 | 3/3/2022 4:34:00 PM |
| Dibromochloromethane | **ND** | 5.0 | | µg/L | 1 | 3/3/2022 4:34:00 PM |
| 1,1,2-Trichloroethane | **ND** | 5.0 | | µg/L | 1 | 3/3/2022 4:34:00 PM |
| Benzene | **ND** | 5.0 | | µg/L | 1 | 3/3/2022 4:34:00 PM |
| trans-1,3-Dichloropropene | **ND** | 5.0 | | µg/L | 1 | 3/3/2022 4:34:00 PM |
| Bromoform | **ND** | 5.0 | | µg/L | 1 | 3/3/2022 4:34:00 PM |
| 4-Methyl-2-pentanone | **ND** | 10 | | µg/L | 1 | 3/3/2022 4:34:00 PM |
| 2-Hexanone | **ND** | 10 | | µg/L | 1 | 3/3/2022 4:34:00 PM |
| Tetrachloroethene | **ND** | 5.0 | | µg/L | 1 | 3/3/2022 4:34:00 PM |
| 1,1,2,2-Tetrachloroethane | **ND** | 5.0 | | µg/L | 1 | 3/3/2022 4:34:00 PM |
| Toluene | **ND** | 5.0 | | µg/L | 1 | 3/3/2022 4:34:00 PM |
| Chlorobenzene | **ND** | 5.0 | | µg/L | 1 | 3/3/2022 4:34:00 PM |
| Ethylbenzene | **ND** | 5.0 | | µg/L | 1 | 3/3/2022 4:34:00 PM |
| Styrene | **ND** | 5.0 | | µg/L | 1 | 3/3/2022 4:34:00 PM |
| m,p-Xylene | **ND** | 5.0 | | µg/L | 1 | 3/3/2022 4:34:00 PM |
| o-Xylene | **ND** | 5.0 | | µg/L | 1 | 3/3/2022 4:34:00 PM |
| Methyl tert-butyl ether | **ND** | 5.0 | | µg/L | 1 | 3/3/2022 4:34:00 PM |
| Dichlorodifluoromethane | **ND** | 10 | | µg/L | 1 | 3/3/2022 4:34:00 PM |
| Methyl Acetate | **ND** | 5.0 | | µg/L | 1 | 3/3/2022 4:34:00 PM |
| 1,1,2-Trichloro-1,2,2-trifluoroethane | **ND** | 5.0 | | µg/L | 1 | 3/3/2022 4:34:00 PM |
| Trichlorofluoromethane | **ND** | 5.0 | | µg/L | 1 | 3/3/2022 4:34:00 PM |

# Adirondack Environmental Services, Inc

**Date:** *04-Mar-22*

| | | | |
|---|---|---|---|
| **CLIENT:** | Frontier Technical Associates | **Client Sample ID:** | MW-1B0228 |
| **Work Order:** | **220301036** | **Collection Date:** | 2/28/2022 |
| **Reference:** | Plant M-GW / GW ET-979 | **Lab Sample ID:** | 220301036-001 |
| **PO#:** | | **Matrix:** | GROUNDWATER |

| Analyses | Result | RL | Qual | Units | DF | Date Analyzed |
|---|---|---|---|---|---|---|
| **VOLATILE ORGANICS EPA 8260C (SW5030C PREP)** | | | | | | Analyst: **SMD** |
| Cyclohexane | **ND** | 5.0 | | µg/L | 1 | 3/3/2022 4:34:00 PM |
| Methyl Cyclohexane | **ND** | 5.0 | | µg/L | 1 | 3/3/2022 4:34:00 PM |
| 1,2-Dibromoethane | **ND** | 5.0 | | µg/L | 1 | 3/3/2022 4:34:00 PM |
| 1,3-Dichlorobenzene | **ND** | 5.0 | | µg/L | 1 | 3/3/2022 4:34:00 PM |
| Isopropylbenzene | **ND** | 5.0 | | µg/L | 1 | 3/3/2022 4:34:00 PM |
| 1,2-Dichlorobenzene | **ND** | 5.0 | | µg/L | 1 | 3/3/2022 4:34:00 PM |
| 1,4-Dichlorobenzene | **ND** | 5.0 | | µg/L | 1 | 3/3/2022 4:34:00 PM |
| 1,2-Dibromo-3-chloropropane | **ND** | 10 | | µg/L | 1 | 3/3/2022 4:34:00 PM |
| 1,2,4-Trichlorobenzene | **ND** | 5.0 | | µg/L | 1 | 3/3/2022 4:34:00 PM |
| Surr: 1,2-Dichloroethane-d4 | **107** | 74-127 | | %REC | 1 | 3/3/2022 4:34:00 PM |
| Surr: 4-Bromofluorobenzene | **104** | 74-128 | | %REC | 1 | 3/3/2022 4:34:00 PM |
| Surr: Toluene-d8 | **116** | 75-127 | | %REC | 1 | 3/3/2022 4:34:00 PM |

# Adirondack Environmental Services, Inc

**Date:** *04-Mar-22*

| | | | |
|---|---|---|---|
| **CLIENT:** | Frontier Technical Associates | **Client Sample ID:** | MW-2A0228 |
| **Work Order:** | **220301036** | **Collection Date:** | 2/28/2022 |
| **Reference:** | Plant M-GW / GW ET-979 | **Lab Sample ID:** | 220301036-002 |
| **PO#:** | | **Matrix:** | GROUNDWATER |

| Analyses | Result | RL | Qual | Units | DF | Date Analyzed |
|---|---|---|---|---|---|---|
| **VOLATILE ORGANICS EPA 8260C (SW5030C PREP)** | | | | | | Analyst: **SMD** |
| Chloromethane | **ND** | 10 | | µg/L | 1 | 3/3/2022 4:56:00 PM |
| Bromomethane | **ND** | 10 | | µg/L | 1 | 3/3/2022 4:56:00 PM |
| Vinyl chloride | **ND** | 10 | | µg/L | 1 | 3/3/2022 4:56:00 PM |
| Chloroethane | **ND** | 10 | | µg/L | 1 | 3/3/2022 4:56:00 PM |
| Methylene chloride | **ND** | 5.0 | | µg/L | 1 | 3/3/2022 4:56:00 PM |
| Acetone | **ND** | 10 | | µg/L | 1 | 3/3/2022 4:56:00 PM |
| Carbon disulfide | **ND** | 5.0 | | µg/L | 1 | 3/3/2022 4:56:00 PM |
| 1,1-Dichloroethene | **ND** | 5.0 | | µg/L | 1 | 3/3/2022 4:56:00 PM |
| 1,1-Dichloroethane | **ND** | 5.0 | | µg/L | 1 | 3/3/2022 4:56:00 PM |
| trans-1,2-Dichloroethene | **ND** | 5.0 | | µg/L | 1 | 3/3/2022 4:56:00 PM |
| cis-1,2-Dichloroethene | **ND** | 5.0 | | µg/L | 1 | 3/3/2022 4:56:00 PM |
| Chloroform | **ND** | 5.0 | | µg/L | 1 | 3/3/2022 4:56:00 PM |
| 1,2-Dichloroethane | **ND** | 5.0 | | µg/L | 1 | 3/3/2022 4:56:00 PM |
| 2-Butanone | **ND** | 10 | | µg/L | 1 | 3/3/2022 4:56:00 PM |
| 1,1,1-Trichloroethane | **ND** | 5.0 | | µg/L | 1 | 3/3/2022 4:56:00 PM |
| Carbon tetrachloride | **ND** | 5.0 | | µg/L | 1 | 3/3/2022 4:56:00 PM |
| Bromodichloromethane | **ND** | 5.0 | | µg/L | 1 | 3/3/2022 4:56:00 PM |
| 1,2-Dichloropropane | **ND** | 5.0 | | µg/L | 1 | 3/3/2022 4:56:00 PM |
| cis-1,3-Dichloropropene | **ND** | 5.0 | | µg/L | 1 | 3/3/2022 4:56:00 PM |
| Trichloroethene | **ND** | 5.0 | | µg/L | 1 | 3/3/2022 4:56:00 PM |
| Dibromochloromethane | **ND** | 5.0 | | µg/L | 1 | 3/3/2022 4:56:00 PM |
| 1,1,2-Trichloroethane | **ND** | 5.0 | | µg/L | 1 | 3/3/2022 4:56:00 PM |
| Benzene | **ND** | 5.0 | | µg/L | 1 | 3/3/2022 4:56:00 PM |
| trans-1,3-Dichloropropene | **ND** | 5.0 | | µg/L | 1 | 3/3/2022 4:56:00 PM |
| Bromoform | **ND** | 5.0 | | µg/L | 1 | 3/3/2022 4:56:00 PM |
| 4-Methyl-2-pentanone | **ND** | 10 | | µg/L | 1 | 3/3/2022 4:56:00 PM |
| 2-Hexanone | **ND** | 10 | | µg/L | 1 | 3/3/2022 4:56:00 PM |
| Tetrachloroethene | **ND** | 5.0 | | µg/L | 1 | 3/3/2022 4:56:00 PM |
| 1,1,2,2-Tetrachloroethane | **ND** | 5.0 | | µg/L | 1 | 3/3/2022 4:56:00 PM |
| Toluene | **ND** | 5.0 | | µg/L | 1 | 3/3/2022 4:56:00 PM |
| Chlorobenzene | **ND** | 5.0 | | µg/L | 1 | 3/3/2022 4:56:00 PM |
| Ethylbenzene | **ND** | 5.0 | | µg/L | 1 | 3/3/2022 4:56:00 PM |
| Styrene | **ND** | 5.0 | | µg/L | 1 | 3/3/2022 4:56:00 PM |
| m,p-Xylene | **ND** | 5.0 | | µg/L | 1 | 3/3/2022 4:56:00 PM |
| o-Xylene | **ND** | 5.0 | | µg/L | 1 | 3/3/2022 4:56:00 PM |
| Methyl tert-butyl ether | **ND** | 5.0 | | µg/L | 1 | 3/3/2022 4:56:00 PM |
| Dichlorodifluoromethane | **ND** | 10 | | µg/L | 1 | 3/3/2022 4:56:00 PM |
| Methyl Acetate | **ND** | 5.0 | | µg/L | 1 | 3/3/2022 4:56:00 PM |
| 1,1,2-Trichloro-1,2,2-trifluoroethane | **ND** | 5.0 | | µg/L | 1 | 3/3/2022 4:56:00 PM |
| Trichlorofluoromethane | **ND** | 5.0 | | µg/L | 1 | 3/3/2022 4:56:00 PM |

# Adirondack Environmental Services, Inc

**Date:** *04-Mar-22*

| | | | |
|---|---|---|---|
| **CLIENT:** | Frontier Technical Associates | **Client Sample ID:** | MW-2A0228 |
| **Work Order:** | **220301036** | **Collection Date:** | 2/28/2022 |
| **Reference:** | Plant M-GW / GW ET-979 | **Lab Sample ID:** | 220301036-002 |
| **PO#:** | | **Matrix:** | GROUNDWATER |

| Analyses | Result | RL | Qual | Units | DF | Date Analyzed |
|---|---|---|---|---|---|---|
| **VOLATILE ORGANICS EPA 8260C (SW5030C PREP)** | | | | | | Analyst: **SMD** |
| Cyclohexane | **ND** | 5.0 | | µg/L | 1 | 3/3/2022 4:56:00 PM |
| Methyl Cyclohexane | **ND** | 5.0 | | µg/L | 1 | 3/3/2022 4:56:00 PM |
| 1,2-Dibromoethane | **ND** | 5.0 | | µg/L | 1 | 3/3/2022 4:56:00 PM |
| 1,3-Dichlorobenzene | **ND** | 5.0 | | µg/L | 1 | 3/3/2022 4:56:00 PM |
| Isopropylbenzene | **ND** | 5.0 | | µg/L | 1 | 3/3/2022 4:56:00 PM |
| 1,2-Dichlorobenzene | **ND** | 5.0 | | µg/L | 1 | 3/3/2022 4:56:00 PM |
| 1,4-Dichlorobenzene | **ND** | 5.0 | | µg/L | 1 | 3/3/2022 4:56:00 PM |
| 1,2-Dibromo-3-chloropropane | **ND** | 10 | | µg/L | 1 | 3/3/2022 4:56:00 PM |
| 1,2,4-Trichlorobenzene | **ND** | 5.0 | | µg/L | 1 | 3/3/2022 4:56:00 PM |
| Surr: 1,2-Dichloroethane-d4 | **103** | 74-127 | | %REC | 1 | 3/3/2022 4:56:00 PM |
| Surr: 4-Bromofluorobenzene | **103** | 74-128 | | %REC | 1 | 3/3/2022 4:56:00 PM |
| Surr: Toluene-d8 | **105** | 75-127 | | %REC | 1 | 3/3/2022 4:56:00 PM |

# Adirondack Environmental Services, Inc

**Date:** *04-Mar-22*

| | | | |
|---|---|---|---|
| **CLIENT:** | Frontier Technical Associates | **Client Sample ID:** | MW-2B0228 |
| **Work Order:** | **220301036** | **Collection Date:** | 2/28/2022 |
| **Reference:** | Plant M-GW / GW ET-979 | **Lab Sample ID:** | 220301036-003 |
| **PO#:** | | **Matrix:** | GROUNDWATER |

| Analyses | Result | RL | Qual | Units | DF | Date Analyzed |
|---|---|---|---|---|---|---|
| **VOLATILE ORGANICS EPA 8260C (SW5030C PREP)** | | | | | | Analyst: **SMD** |
| Chloromethane | **ND** | 20 | | µg/L | 2 | 3/3/2022 7:28:00 PM |
| Bromomethane | **ND** | 20 | | µg/L | 2 | 3/3/2022 7:28:00 PM |
| Vinyl chloride | **60** | 20 | | µg/L | 2 | 3/3/2022 7:28:00 PM |
| Chloroethane | **ND** | 20 | | µg/L | 2 | 3/3/2022 7:28:00 PM |
| Methylene chloride | **ND** | 10 | | µg/L | 2 | 3/3/2022 7:28:00 PM |
| Acetone | **ND** | 20 | | µg/L | 2 | 3/3/2022 7:28:00 PM |
| Carbon disulfide | **ND** | 10 | | µg/L | 2 | 3/3/2022 7:28:00 PM |
| 1,1-Dichloroethene | **ND** | 10 | | µg/L | 2 | 3/3/2022 7:28:00 PM |
| 1,1-Dichloroethane | **200** | 10 | | µg/L | 2 | 3/3/2022 7:28:00 PM |
| trans-1,2-Dichloroethene | **17** | 10 | | µg/L | 2 | 3/3/2022 7:28:00 PM |
| cis-1,2-Dichloroethene | **59** | 10 | | µg/L | 2 | 3/3/2022 7:28:00 PM |
| Chloroform | **ND** | 10 | | µg/L | 2 | 3/3/2022 7:28:00 PM |
| 1,2-Dichloroethane | **ND** | 10 | | µg/L | 2 | 3/3/2022 7:28:00 PM |
| 2-Butanone | **ND** | 20 | | µg/L | 2 | 3/3/2022 7:28:00 PM |
| 1,1,1-Trichloroethane | **ND** | 10 | | µg/L | 2 | 3/3/2022 7:28:00 PM |
| Carbon tetrachloride | **ND** | 10 | | µg/L | 2 | 3/3/2022 7:28:00 PM |
| Bromodichloromethane | **ND** | 10 | | µg/L | 2 | 3/3/2022 7:28:00 PM |
| 1,2-Dichloropropane | **ND** | 10 | | µg/L | 2 | 3/3/2022 7:28:00 PM |
| cis-1,3-Dichloropropene | **ND** | 10 | | µg/L | 2 | 3/3/2022 7:28:00 PM |
| Trichloroethene | **ND** | 10 | | µg/L | 2 | 3/3/2022 7:28:00 PM |
| Dibromochloromethane | **ND** | 10 | | µg/L | 2 | 3/3/2022 7:28:00 PM |
| 1,1,2-Trichloroethane | **ND** | 10 | | µg/L | 2 | 3/3/2022 7:28:00 PM |
| Benzene | **ND** | 10 | | µg/L | 2 | 3/3/2022 7:28:00 PM |
| trans-1,3-Dichloropropene | **ND** | 10 | | µg/L | 2 | 3/3/2022 7:28:00 PM |
| Bromoform | **ND** | 10 | | µg/L | 2 | 3/3/2022 7:28:00 PM |
| 4-Methyl-2-pentanone | **ND** | 20 | | µg/L | 2 | 3/3/2022 7:28:00 PM |
| 2-Hexanone | **ND** | 20 | | µg/L | 2 | 3/3/2022 7:28:00 PM |
| Tetrachloroethene | **ND** | 10 | | µg/L | 2 | 3/3/2022 7:28:00 PM |
| 1,1,2,2-Tetrachloroethane | **ND** | 10 | | µg/L | 2 | 3/3/2022 7:28:00 PM |
| Toluene | **ND** | 10 | | µg/L | 2 | 3/3/2022 7:28:00 PM |
| Chlorobenzene | **ND** | 10 | | µg/L | 2 | 3/3/2022 7:28:00 PM |
| Ethylbenzene | **ND** | 10 | | µg/L | 2 | 3/3/2022 7:28:00 PM |
| Styrene | **ND** | 10 | | µg/L | 2 | 3/3/2022 7:28:00 PM |
| m,p-Xylene | **ND** | 10 | | µg/L | 2 | 3/3/2022 7:28:00 PM |
| o-Xylene | **ND** | 10 | | µg/L | 2 | 3/3/2022 7:28:00 PM |
| Methyl tert-butyl ether | **ND** | 10 | | µg/L | 2 | 3/3/2022 7:28:00 PM |
| Dichlorodifluoromethane | **ND** | 20 | | µg/L | 2 | 3/3/2022 7:28:00 PM |
| Methyl Acetate | **ND** | 10 | | µg/L | 2 | 3/3/2022 7:28:00 PM |
| 1,1,2-Trichloro-1,2,2-trifluoroethane | **24** | 10 | | µg/L | 2 | 3/3/2022 7:28:00 PM |
| Trichlorofluoromethane | **ND** | 10 | | µg/L | 2 | 3/3/2022 7:28:00 PM |

# Adirondack Environmental Services, Inc

**Date:** *04-Mar-22*

| | | | |
|---|---|---|---|
| **CLIENT:** | Frontier Technical Associates | **Client Sample ID:** | MW-2B0228 |
| **Work Order:** | **220301036** | **Collection Date:** | 2/28/2022 |
| **Reference:** | Plant M-GW / GW ET-979 | **Lab Sample ID:** | 220301036-003 |
| **PO#:** | | **Matrix:** | GROUNDWATER |

| Analyses | Result | RL | Qual | Units | DF | Date Analyzed |
|---|---|---|---|---|---|---|
| **VOLATILE ORGANICS EPA 8260C (SW5030C PREP)** | | | | | | Analyst: **SMD** |
| Cyclohexane | **ND** | 10 | | µg/L | 2 | 3/3/2022 7:28:00 PM |
| Methyl Cyclohexane | **ND** | 10 | | µg/L | 2 | 3/3/2022 7:28:00 PM |
| 1,2-Dibromoethane | **ND** | 10 | | µg/L | 2 | 3/3/2022 7:28:00 PM |
| 1,3-Dichlorobenzene | **ND** | 10 | | µg/L | 2 | 3/3/2022 7:28:00 PM |
| Isopropylbenzene | **ND** | 10 | | µg/L | 2 | 3/3/2022 7:28:00 PM |
| 1,2-Dichlorobenzene | **ND** | 10 | | µg/L | 2 | 3/3/2022 7:28:00 PM |
| 1,4-Dichlorobenzene | **ND** | 10 | | µg/L | 2 | 3/3/2022 7:28:00 PM |
| 1,2-Dibromo-3-chloropropane | **ND** | 20 | | µg/L | 2 | 3/3/2022 7:28:00 PM |
| 1,2,4-Trichlorobenzene | **ND** | 10 | | µg/L | 2 | 3/3/2022 7:28:00 PM |
| Surr: 1,2-Dichloroethane-d4 | **95.1** | 74-127 | | %REC | 2 | 3/3/2022 7:28:00 PM |
| Surr: 4-Bromofluorobenzene | **95.6** | 74-128 | | %REC | 2 | 3/3/2022 7:28:00 PM |
| Surr: Toluene-d8 | **116** | 75-127 | | %REC | 2 | 3/3/2022 7:28:00 PM |

# Adirondack Environmental Services, Inc

**Date:** *04-Mar-22*

| | | | |
|---|---|---|---|
| **CLIENT:** | Frontier Technical Associates | **Client Sample ID:** | MW-30228 |
| **Work Order:** | **220301036** | **Collection Date:** | 2/28/2022 |
| **Reference:** | Plant M-GW / GW ET-979 | **Lab Sample ID:** | 220301036-004 |
| **PO#:** | | **Matrix:** | GROUNDWATER |

| Analyses | Result | RL | Qual | Units | DF | Date Analyzed |
|---|---|---|---|---|---|---|
| **VOLATILE ORGANICS EPA 8260C (SW5030C PREP)** | | | | | | Analyst: **SMD** |
| Chloromethane | **ND** | 10 | | µg/L | 1 | 3/3/2022 5:17:00 PM |
| Bromomethane | **ND** | 10 | | µg/L | 1 | 3/3/2022 5:17:00 PM |
| Vinyl chloride | **ND** | 10 | | µg/L | 1 | 3/3/2022 5:17:00 PM |
| Chloroethane | **ND** | 10 | | µg/L | 1 | 3/3/2022 5:17:00 PM |
| Methylene chloride | **ND** | 5.0 | | µg/L | 1 | 3/3/2022 5:17:00 PM |
| Acetone | **ND** | 10 | | µg/L | 1 | 3/3/2022 5:17:00 PM |
| Carbon disulfide | **ND** | 5.0 | | µg/L | 1 | 3/3/2022 5:17:00 PM |
| 1,1-Dichloroethene | **ND** | 5.0 | | µg/L | 1 | 3/3/2022 5:17:00 PM |
| 1,1-Dichloroethane | **ND** | 5.0 | | µg/L | 1 | 3/3/2022 5:17:00 PM |
| trans-1,2-Dichloroethene | **ND** | 5.0 | | µg/L | 1 | 3/3/2022 5:17:00 PM |
| cis-1,2-Dichloroethene | **ND** | 5.0 | | µg/L | 1 | 3/3/2022 5:17:00 PM |
| Chloroform | **ND** | 5.0 | | µg/L | 1 | 3/3/2022 5:17:00 PM |
| 1,2-Dichloroethane | **ND** | 5.0 | | µg/L | 1 | 3/3/2022 5:17:00 PM |
| 2-Butanone | **ND** | 10 | | µg/L | 1 | 3/3/2022 5:17:00 PM |
| 1,1,1-Trichloroethane | **ND** | 5.0 | | µg/L | 1 | 3/3/2022 5:17:00 PM |
| Carbon tetrachloride | **ND** | 5.0 | | µg/L | 1 | 3/3/2022 5:17:00 PM |
| Bromodichloromethane | **ND** | 5.0 | | µg/L | 1 | 3/3/2022 5:17:00 PM |
| 1,2-Dichloropropane | **ND** | 5.0 | | µg/L | 1 | 3/3/2022 5:17:00 PM |
| cis-1,3-Dichloropropene | **ND** | 5.0 | | µg/L | 1 | 3/3/2022 5:17:00 PM |
| Trichloroethene | **ND** | 5.0 | | µg/L | 1 | 3/3/2022 5:17:00 PM |
| Dibromochloromethane | **ND** | 5.0 | | µg/L | 1 | 3/3/2022 5:17:00 PM |
| 1,1,2-Trichloroethane | **ND** | 5.0 | | µg/L | 1 | 3/3/2022 5:17:00 PM |
| Benzene | **ND** | 5.0 | | µg/L | 1 | 3/3/2022 5:17:00 PM |
| trans-1,3-Dichloropropene | **ND** | 5.0 | | µg/L | 1 | 3/3/2022 5:17:00 PM |
| Bromoform | **ND** | 5.0 | | µg/L | 1 | 3/3/2022 5:17:00 PM |
| 4-Methyl-2-pentanone | **ND** | 10 | | µg/L | 1 | 3/3/2022 5:17:00 PM |
| 2-Hexanone | **ND** | 10 | | µg/L | 1 | 3/3/2022 5:17:00 PM |
| Tetrachloroethene | **ND** | 5.0 | | µg/L | 1 | 3/3/2022 5:17:00 PM |
| 1,1,2,2-Tetrachloroethane | **ND** | 5.0 | | µg/L | 1 | 3/3/2022 5:17:00 PM |
| Toluene | **ND** | 5.0 | | µg/L | 1 | 3/3/2022 5:17:00 PM |
| Chlorobenzene | **ND** | 5.0 | | µg/L | 1 | 3/3/2022 5:17:00 PM |
| Ethylbenzene | **ND** | 5.0 | | µg/L | 1 | 3/3/2022 5:17:00 PM |
| Styrene | **ND** | 5.0 | | µg/L | 1 | 3/3/2022 5:17:00 PM |
| m,p-Xylene | **ND** | 5.0 | | µg/L | 1 | 3/3/2022 5:17:00 PM |
| o-Xylene | **ND** | 5.0 | | µg/L | 1 | 3/3/2022 5:17:00 PM |
| Methyl tert-butyl ether | **ND** | 5.0 | | µg/L | 1 | 3/3/2022 5:17:00 PM |
| Dichlorodifluoromethane | **ND** | 10 | | µg/L | 1 | 3/3/2022 5:17:00 PM |
| Methyl Acetate | **ND** | 5.0 | | µg/L | 1 | 3/3/2022 5:17:00 PM |
| 1,1,2-Trichloro-1,2,2-trifluoroethane | **ND** | 5.0 | | µg/L | 1 | 3/3/2022 5:17:00 PM |
| Trichlorofluoromethane | **ND** | 5.0 | | µg/L | 1 | 3/3/2022 5:17:00 PM |

# Adirondack Environmental Services, Inc

**Date:** *04-Mar-22*

| | | | |
|---|---|---|---|
| **CLIENT:** | Frontier Technical Associates | **Client Sample ID:** | MW-30228 |
| **Work Order:** | **220301036** | **Collection Date:** | 2/28/2022 |
| **Reference:** | Plant M-GW / GW ET-979 | **Lab Sample ID:** | 220301036-004 |
| **PO#:** | | **Matrix:** | GROUNDWATER |

| Analyses | Result | RL | Qual | Units | DF | Date Analyzed |
|---|---|---|---|---|---|---|
| **VOLATILE ORGANICS EPA 8260C (SW5030C PREP)** | | | | | | Analyst: **SMD** |
| Cyclohexane | **ND** | 5.0 | | µg/L | 1 | 3/3/2022 5:17:00 PM |
| Methyl Cyclohexane | **ND** | 5.0 | | µg/L | 1 | 3/3/2022 5:17:00 PM |
| 1,2-Dibromoethane | **ND** | 5.0 | | µg/L | 1 | 3/3/2022 5:17:00 PM |
| 1,3-Dichlorobenzene | **ND** | 5.0 | | µg/L | 1 | 3/3/2022 5:17:00 PM |
| Isopropylbenzene | **ND** | 5.0 | | µg/L | 1 | 3/3/2022 5:17:00 PM |
| 1,2-Dichlorobenzene | **ND** | 5.0 | | µg/L | 1 | 3/3/2022 5:17:00 PM |
| 1,4-Dichlorobenzene | **ND** | 5.0 | | µg/L | 1 | 3/3/2022 5:17:00 PM |
| 1,2-Dibromo-3-chloropropane | **ND** | 10 | | µg/L | 1 | 3/3/2022 5:17:00 PM |
| 1,2,4-Trichlorobenzene | **ND** | 5.0 | | µg/L | 1 | 3/3/2022 5:17:00 PM |
| Surr: 1,2-Dichloroethane-d4 | **124** | 74-127 | | %REC | 1 | 3/3/2022 5:17:00 PM |
| Surr: 4-Bromofluorobenzene | **120** | 74-128 | | %REC | 1 | 3/3/2022 5:17:00 PM |
| Surr: Toluene-d8 | **115** | 75-127 | | %REC | 1 | 3/3/2022 5:17:00 PM |

# Adirondack Environmental Services, Inc

**Date:** *04-Mar-22*

| | | | |
|---|---|---|---|
| **CLIENT:** | Frontier Technical Associates | **Client Sample ID:** | MW-40228 |
| **Work Order:** | **220301036** | **Collection Date:** | 2/28/2022 |
| **Reference:** | Plant M-GW / GW ET-979 | **Lab Sample ID:** | 220301036-005 |
| **PO#:** | | **Matrix:** | GROUNDWATER |

| Analyses | Result | RL | Qual | Units | DF | Date Analyzed |
|---|---|---|---|---|---|---|
| **VOLATILE ORGANICS EPA 8260C (SW5030C PREP)** | | | | | | Analyst: **SMD** |
| Chloromethane | **ND** | 10 | | µg/L | 1 | 3/3/2022 5:38:00 PM |
| Bromomethane | **ND** | 10 | | µg/L | 1 | 3/3/2022 5:38:00 PM |
| Vinyl chloride | **ND** | 10 | | µg/L | 1 | 3/3/2022 5:38:00 PM |
| Chloroethane | **ND** | 10 | | µg/L | 1 | 3/3/2022 5:38:00 PM |
| Methylene chloride | **ND** | 5.0 | | µg/L | 1 | 3/3/2022 5:38:00 PM |
| Acetone | **ND** | 10 | | µg/L | 1 | 3/3/2022 5:38:00 PM |
| Carbon disulfide | **ND** | 5.0 | | µg/L | 1 | 3/3/2022 5:38:00 PM |
| 1,1-Dichloroethene | **ND** | 5.0 | | µg/L | 1 | 3/3/2022 5:38:00 PM |
| 1,1-Dichloroethane | **ND** | 5.0 | | µg/L | 1 | 3/3/2022 5:38:00 PM |
| trans-1,2-Dichloroethene | **ND** | 5.0 | | µg/L | 1 | 3/3/2022 5:38:00 PM |
| cis-1,2-Dichloroethene | **ND** | 5.0 | | µg/L | 1 | 3/3/2022 5:38:00 PM |
| Chloroform | **ND** | 5.0 | | µg/L | 1 | 3/3/2022 5:38:00 PM |
| 1,2-Dichloroethane | **ND** | 5.0 | | µg/L | 1 | 3/3/2022 5:38:00 PM |
| 2-Butanone | **ND** | 10 | | µg/L | 1 | 3/3/2022 5:38:00 PM |
| 1,1,1-Trichloroethane | **ND** | 5.0 | | µg/L | 1 | 3/3/2022 5:38:00 PM |
| Carbon tetrachloride | **ND** | 5.0 | | µg/L | 1 | 3/3/2022 5:38:00 PM |
| Bromodichloromethane | **ND** | 5.0 | | µg/L | 1 | 3/3/2022 5:38:00 PM |
| 1,2-Dichloropropane | **ND** | 5.0 | | µg/L | 1 | 3/3/2022 5:38:00 PM |
| cis-1,3-Dichloropropene | **ND** | 5.0 | | µg/L | 1 | 3/3/2022 5:38:00 PM |
| Trichloroethene | **ND** | 5.0 | | µg/L | 1 | 3/3/2022 5:38:00 PM |
| Dibromochloromethane | **ND** | 5.0 | | µg/L | 1 | 3/3/2022 5:38:00 PM |
| 1,1,2-Trichloroethane | **ND** | 5.0 | | µg/L | 1 | 3/3/2022 5:38:00 PM |
| Benzene | **ND** | 5.0 | | µg/L | 1 | 3/3/2022 5:38:00 PM |
| trans-1,3-Dichloropropene | **ND** | 5.0 | | µg/L | 1 | 3/3/2022 5:38:00 PM |
| Bromoform | **ND** | 5.0 | | µg/L | 1 | 3/3/2022 5:38:00 PM |
| 4-Methyl-2-pentanone | **ND** | 10 | | µg/L | 1 | 3/3/2022 5:38:00 PM |
| 2-Hexanone | **ND** | 10 | | µg/L | 1 | 3/3/2022 5:38:00 PM |
| Tetrachloroethene | **ND** | 5.0 | | µg/L | 1 | 3/3/2022 5:38:00 PM |
| 1,1,2,2-Tetrachloroethane | **ND** | 5.0 | | µg/L | 1 | 3/3/2022 5:38:00 PM |
| Toluene | **ND** | 5.0 | | µg/L | 1 | 3/3/2022 5:38:00 PM |
| Chlorobenzene | **ND** | 5.0 | | µg/L | 1 | 3/3/2022 5:38:00 PM |
| Ethylbenzene | **ND** | 5.0 | | µg/L | 1 | 3/3/2022 5:38:00 PM |
| Styrene | **ND** | 5.0 | | µg/L | 1 | 3/3/2022 5:38:00 PM |
| m,p-Xylene | **ND** | 5.0 | | µg/L | 1 | 3/3/2022 5:38:00 PM |
| o-Xylene | **ND** | 5.0 | | µg/L | 1 | 3/3/2022 5:38:00 PM |
| Methyl tert-butyl ether | **ND** | 5.0 | | µg/L | 1 | 3/3/2022 5:38:00 PM |
| Dichlorodifluoromethane | **ND** | 10 | | µg/L | 1 | 3/3/2022 5:38:00 PM |
| Methyl Acetate | **ND** | 5.0 | | µg/L | 1 | 3/3/2022 5:38:00 PM |
| 1,1,2-Trichloro-1,2,2-trifluoroethane | **ND** | 5.0 | | µg/L | 1 | 3/3/2022 5:38:00 PM |
| Trichlorofluoromethane | **ND** | 5.0 | | µg/L | 1 | 3/3/2022 5:38:00 PM |

# Adirondack Environmental Services, Inc

**Date:** *04-Mar-22*

| | | | |
|---|---|---|---|
| **CLIENT:** | Frontier Technical Associates | **Client Sample ID:** | MW-40228 |
| **Work Order:** | **220301036** | **Collection Date:** | 2/28/2022 |
| **Reference:** | Plant M-GW / GW ET-979 | **Lab Sample ID:** | 220301036-005 |
| **PO#:** | | **Matrix:** | GROUNDWATER |

| Analyses | Result | RL | Qual | Units | DF | Date Analyzed |
|---|---|---|---|---|---|---|
| **VOLATILE ORGANICS EPA 8260C (SW5030C PREP)** | | | | | | Analyst: **SMD** |
| Cyclohexane | **ND** | 5.0 | | µg/L | 1 | 3/3/2022 5:38:00 PM |
| Methyl Cyclohexane | **ND** | 5.0 | | µg/L | 1 | 3/3/2022 5:38:00 PM |
| 1,2-Dibromoethane | **ND** | 5.0 | | µg/L | 1 | 3/3/2022 5:38:00 PM |
| 1,3-Dichlorobenzene | **ND** | 5.0 | | µg/L | 1 | 3/3/2022 5:38:00 PM |
| Isopropylbenzene | **ND** | 5.0 | | µg/L | 1 | 3/3/2022 5:38:00 PM |
| 1,2-Dichlorobenzene | **ND** | 5.0 | | µg/L | 1 | 3/3/2022 5:38:00 PM |
| 1,4-Dichlorobenzene | **ND** | 5.0 | | µg/L | 1 | 3/3/2022 5:38:00 PM |
| 1,2-Dibromo-3-chloropropane | **ND** | 10 | | µg/L | 1 | 3/3/2022 5:38:00 PM |
| 1,2,4-Trichlorobenzene | **ND** | 5.0 | | µg/L | 1 | 3/3/2022 5:38:00 PM |
| Surr: 1,2-Dichloroethane-d4 | **110** | 74-127 | | %REC | 1 | 3/3/2022 5:38:00 PM |
| Surr: 4-Bromofluorobenzene | **83.4** | 74-128 | | %REC | 1 | 3/3/2022 5:38:00 PM |
| Surr: Toluene-d8 | **104** | 75-127 | | %REC | 1 | 3/3/2022 5:38:00 PM |

# Adirondack Environmental Services, Inc

**Date:** *04-Mar-22*

| | | | |
|---|---|---|---|
| **CLIENT:** | Frontier Technical Associates | **Client Sample ID:** | MW-50228 |
| **Work Order:** | **220301036** | **Collection Date:** | 2/28/2022 |
| **Reference:** | Plant M-GW / GW ET-979 | **Lab Sample ID:** | 220301036-006 |
| **PO#:** | | **Matrix:** | GROUNDWATER |

| Analyses | Result | RL | Qual | Units | DF | Date Analyzed |
|---|---|---|---|---|---|---|
| **VOLATILE ORGANICS EPA 8260C (SW5030C PREP)** | | | | | | Analyst: **SMD** |
| Chloromethane | **ND** | 10 | | µg/L | 1 | 3/3/2022 6:00:00 PM |
| Bromomethane | **ND** | 10 | | µg/L | 1 | 3/3/2022 6:00:00 PM |
| Vinyl chloride | **ND** | 10 | | µg/L | 1 | 3/3/2022 6:00:00 PM |
| Chloroethane | **ND** | 10 | | µg/L | 1 | 3/3/2022 6:00:00 PM |
| Methylene chloride | **ND** | 5.0 | | µg/L | 1 | 3/3/2022 6:00:00 PM |
| Acetone | **ND** | 10 | | µg/L | 1 | 3/3/2022 6:00:00 PM |
| Carbon disulfide | **ND** | 5.0 | | µg/L | 1 | 3/3/2022 6:00:00 PM |
| 1,1-Dichloroethene | **ND** | 5.0 | | µg/L | 1 | 3/3/2022 6:00:00 PM |
| 1,1-Dichloroethane | **ND** | 5.0 | | µg/L | 1 | 3/3/2022 6:00:00 PM |
| trans-1,2-Dichloroethene | **ND** | 5.0 | | µg/L | 1 | 3/3/2022 6:00:00 PM |
| cis-1,2-Dichloroethene | **ND** | 5.0 | | µg/L | 1 | 3/3/2022 6:00:00 PM |
| Chloroform | **ND** | 5.0 | | µg/L | 1 | 3/3/2022 6:00:00 PM |
| 1,2-Dichloroethane | **ND** | 5.0 | | µg/L | 1 | 3/3/2022 6:00:00 PM |
| 2-Butanone | **ND** | 10 | | µg/L | 1 | 3/3/2022 6:00:00 PM |
| 1,1,1-Trichloroethane | **ND** | 5.0 | | µg/L | 1 | 3/3/2022 6:00:00 PM |
| Carbon tetrachloride | **ND** | 5.0 | | µg/L | 1 | 3/3/2022 6:00:00 PM |
| Bromodichloromethane | **ND** | 5.0 | | µg/L | 1 | 3/3/2022 6:00:00 PM |
| 1,2-Dichloropropane | **ND** | 5.0 | | µg/L | 1 | 3/3/2022 6:00:00 PM |
| cis-1,3-Dichloropropene | **ND** | 5.0 | | µg/L | 1 | 3/3/2022 6:00:00 PM |
| Trichloroethene | **ND** | 5.0 | | µg/L | 1 | 3/3/2022 6:00:00 PM |
| Dibromochloromethane | **ND** | 5.0 | | µg/L | 1 | 3/3/2022 6:00:00 PM |
| 1,1,2-Trichloroethane | **ND** | 5.0 | | µg/L | 1 | 3/3/2022 6:00:00 PM |
| Benzene | **ND** | 5.0 | | µg/L | 1 | 3/3/2022 6:00:00 PM |
| trans-1,3-Dichloropropene | **ND** | 5.0 | | µg/L | 1 | 3/3/2022 6:00:00 PM |
| Bromoform | **ND** | 5.0 | | µg/L | 1 | 3/3/2022 6:00:00 PM |
| 4-Methyl-2-pentanone | **ND** | 10 | | µg/L | 1 | 3/3/2022 6:00:00 PM |
| 2-Hexanone | **ND** | 10 | | µg/L | 1 | 3/3/2022 6:00:00 PM |
| Tetrachloroethene | **ND** | 5.0 | | µg/L | 1 | 3/3/2022 6:00:00 PM |
| 1,1,2,2-Tetrachloroethane | **ND** | 5.0 | | µg/L | 1 | 3/3/2022 6:00:00 PM |
| Toluene | **ND** | 5.0 | | µg/L | 1 | 3/3/2022 6:00:00 PM |
| Chlorobenzene | **ND** | 5.0 | | µg/L | 1 | 3/3/2022 6:00:00 PM |
| Ethylbenzene | **ND** | 5.0 | | µg/L | 1 | 3/3/2022 6:00:00 PM |
| Styrene | **ND** | 5.0 | | µg/L | 1 | 3/3/2022 6:00:00 PM |
| m,p-Xylene | **ND** | 5.0 | | µg/L | 1 | 3/3/2022 6:00:00 PM |
| o-Xylene | **ND** | 5.0 | | µg/L | 1 | 3/3/2022 6:00:00 PM |
| Methyl tert-butyl ether | **ND** | 5.0 | | µg/L | 1 | 3/3/2022 6:00:00 PM |
| Dichlorodifluoromethane | **ND** | 10 | | µg/L | 1 | 3/3/2022 6:00:00 PM |
| Methyl Acetate | **ND** | 5.0 | | µg/L | 1 | 3/3/2022 6:00:00 PM |
| 1,1,2-Trichloro-1,2,2-trifluoroethane | **ND** | 5.0 | | µg/L | 1 | 3/3/2022 6:00:00 PM |
| Trichlorofluoromethane | **ND** | 5.0 | | µg/L | 1 | 3/3/2022 6:00:00 PM |

# Adirondack Environmental Services, Inc

**Date:** *04-Mar-22*

| | | | |
|---|---|---|---|
| **CLIENT:** | Frontier Technical Associates | **Client Sample ID:** | MW-50228 |
| **Work Order:** | **220301036** | **Collection Date:** | 2/28/2022 |
| **Reference:** | Plant M-GW / GW ET-979 | **Lab Sample ID:** | 220301036-006 |
| **PO#:** | | **Matrix:** | GROUNDWATER |

| Analyses | Result | RL | Qual | Units | DF | Date Analyzed |
|---|---|---|---|---|---|---|
| **VOLATILE ORGANICS EPA 8260C (SW5030C PREP)** | | | | | | Analyst: **SMD** |
| Cyclohexane | **ND** | 5.0 | | µg/L | 1 | 3/3/2022 6:00:00 PM |
| Methyl Cyclohexane | **ND** | 5.0 | | µg/L | 1 | 3/3/2022 6:00:00 PM |
| 1,2-Dibromoethane | **ND** | 5.0 | | µg/L | 1 | 3/3/2022 6:00:00 PM |
| 1,3-Dichlorobenzene | **ND** | 5.0 | | µg/L | 1 | 3/3/2022 6:00:00 PM |
| Isopropylbenzene | **ND** | 5.0 | | µg/L | 1 | 3/3/2022 6:00:00 PM |
| 1,2-Dichlorobenzene | **ND** | 5.0 | | µg/L | 1 | 3/3/2022 6:00:00 PM |
| 1,4-Dichlorobenzene | **ND** | 5.0 | | µg/L | 1 | 3/3/2022 6:00:00 PM |
| 1,2-Dibromo-3-chloropropane | **ND** | 10 | | µg/L | 1 | 3/3/2022 6:00:00 PM |
| 1,2,4-Trichlorobenzene | **ND** | 5.0 | | µg/L | 1 | 3/3/2022 6:00:00 PM |
| Surr: 1,2-Dichloroethane-d4 | **102** | 74-127 | | %REC | 1 | 3/3/2022 6:00:00 PM |
| Surr: 4-Bromofluorobenzene | **140** | 74-128 | S | %REC | 1 | 3/3/2022 6:00:00 PM |
| Surr: Toluene-d8 | **102** | 75-127 | | %REC | 1 | 3/3/2022 6:00:00 PM |

# Adirondack Environmental Services, Inc

**Date:** *04-Mar-22*

| | | | |
|---|---|---|---|
| **CLIENT:** | Frontier Technical Associates | **Client Sample ID:** | MW-60228 |
| **Work Order:** | **220301036** | **Collection Date:** | 2/28/2022 |
| **Reference:** | Plant M-GW / GW ET-979 | **Lab Sample ID:** | 220301036-007 |
| **PO#:** | | **Matrix:** | GROUNDWATER |

| Analyses | Result | RL | Qual | Units | DF | Date Analyzed |
|---|---|---|---|---|---|---|
| **VOLATILE ORGANICS EPA 8260C (SW5030C PREP)** | | | | | | Analyst: **SMD** |
| Chloromethane | **ND** | 10 | | µg/L | 1 | 3/3/2022 6:21:00 PM |
| Bromomethane | **ND** | 10 | | µg/L | 1 | 3/3/2022 6:21:00 PM |
| Vinyl chloride | **ND** | 10 | | µg/L | 1 | 3/3/2022 6:21:00 PM |
| Chloroethane | **ND** | 10 | | µg/L | 1 | 3/3/2022 6:21:00 PM |
| Methylene chloride | **ND** | 5.0 | | µg/L | 1 | 3/3/2022 6:21:00 PM |
| Acetone | **ND** | 10 | | µg/L | 1 | 3/3/2022 6:21:00 PM |
| Carbon disulfide | **ND** | 5.0 | | µg/L | 1 | 3/3/2022 6:21:00 PM |
| 1,1-Dichloroethene | **ND** | 5.0 | | µg/L | 1 | 3/3/2022 6:21:00 PM |
| 1,1-Dichloroethane | **ND** | 5.0 | | µg/L | 1 | 3/3/2022 6:21:00 PM |
| trans-1,2-Dichloroethene | **ND** | 5.0 | | µg/L | 1 | 3/3/2022 6:21:00 PM |
| cis-1,2-Dichloroethene | **ND** | 5.0 | | µg/L | 1 | 3/3/2022 6:21:00 PM |
| Chloroform | **ND** | 5.0 | | µg/L | 1 | 3/3/2022 6:21:00 PM |
| 1,2-Dichloroethane | **ND** | 5.0 | | µg/L | 1 | 3/3/2022 6:21:00 PM |
| 2-Butanone | **ND** | 10 | | µg/L | 1 | 3/3/2022 6:21:00 PM |
| 1,1,1-Trichloroethane | **ND** | 5.0 | | µg/L | 1 | 3/3/2022 6:21:00 PM |
| Carbon tetrachloride | **ND** | 5.0 | | µg/L | 1 | 3/3/2022 6:21:00 PM |
| Bromodichloromethane | **ND** | 5.0 | | µg/L | 1 | 3/3/2022 6:21:00 PM |
| 1,2-Dichloropropane | **ND** | 5.0 | | µg/L | 1 | 3/3/2022 6:21:00 PM |
| cis-1,3-Dichloropropene | **ND** | 5.0 | | µg/L | 1 | 3/3/2022 6:21:00 PM |
| Trichloroethene | **ND** | 5.0 | | µg/L | 1 | 3/3/2022 6:21:00 PM |
| Dibromochloromethane | **ND** | 5.0 | | µg/L | 1 | 3/3/2022 6:21:00 PM |
| 1,1,2-Trichloroethane | **ND** | 5.0 | | µg/L | 1 | 3/3/2022 6:21:00 PM |
| Benzene | **ND** | 5.0 | | µg/L | 1 | 3/3/2022 6:21:00 PM |
| trans-1,3-Dichloropropene | **ND** | 5.0 | | µg/L | 1 | 3/3/2022 6:21:00 PM |
| Bromoform | **ND** | 5.0 | | µg/L | 1 | 3/3/2022 6:21:00 PM |
| 4-Methyl-2-pentanone | **ND** | 10 | | µg/L | 1 | 3/3/2022 6:21:00 PM |
| 2-Hexanone | **ND** | 10 | | µg/L | 1 | 3/3/2022 6:21:00 PM |
| Tetrachloroethene | **ND** | 5.0 | | µg/L | 1 | 3/3/2022 6:21:00 PM |
| 1,1,2,2-Tetrachloroethane | **ND** | 5.0 | | µg/L | 1 | 3/3/2022 6:21:00 PM |
| Toluene | **ND** | 5.0 | | µg/L | 1 | 3/3/2022 6:21:00 PM |
| Chlorobenzene | **ND** | 5.0 | | µg/L | 1 | 3/3/2022 6:21:00 PM |
| Ethylbenzene | **ND** | 5.0 | | µg/L | 1 | 3/3/2022 6:21:00 PM |
| Styrene | **ND** | 5.0 | | µg/L | 1 | 3/3/2022 6:21:00 PM |
| m,p-Xylene | **ND** | 5.0 | | µg/L | 1 | 3/3/2022 6:21:00 PM |
| o-Xylene | **ND** | 5.0 | | µg/L | 1 | 3/3/2022 6:21:00 PM |
| Methyl tert-butyl ether | **ND** | 5.0 | | µg/L | 1 | 3/3/2022 6:21:00 PM |
| Dichlorodifluoromethane | **ND** | 10 | | µg/L | 1 | 3/3/2022 6:21:00 PM |
| Methyl Acetate | **ND** | 5.0 | | µg/L | 1 | 3/3/2022 6:21:00 PM |
| 1,1,2-Trichloro-1,2,2-trifluoroethane | **ND** | 5.0 | | µg/L | 1 | 3/3/2022 6:21:00 PM |
| Trichlorofluoromethane | **ND** | 5.0 | | µg/L | 1 | 3/3/2022 6:21:00 PM |

# Adirondack Environmental Services, Inc

**Date:** *04-Mar-22*

| | | | |
|---|---|---|---|
| **CLIENT:** | Frontier Technical Associates | **Client Sample ID:** | MW-60228 |
| **Work Order:** | **220301036** | **Collection Date:** | 2/28/2022 |
| **Reference:** | Plant M-GW / GW ET-979 | **Lab Sample ID:** | 220301036-007 |
| **PO#:** | | **Matrix:** | GROUNDWATER |

| Analyses | Result | RL | Qual | Units | DF | Date Analyzed |
|---|---|---|---|---|---|---|
| **VOLATILE ORGANICS EPA 8260C (SW5030C PREP)** | | | | | | Analyst: **SMD** |
| Cyclohexane | **ND** | 5.0 | | µg/L | 1 | 3/3/2022 6:21:00 PM |
| Methyl Cyclohexane | **ND** | 5.0 | | µg/L | 1 | 3/3/2022 6:21:00 PM |
| 1,2-Dibromoethane | **ND** | 5.0 | | µg/L | 1 | 3/3/2022 6:21:00 PM |
| 1,3-Dichlorobenzene | **ND** | 5.0 | | µg/L | 1 | 3/3/2022 6:21:00 PM |
| Isopropylbenzene | **ND** | 5.0 | | µg/L | 1 | 3/3/2022 6:21:00 PM |
| 1,2-Dichlorobenzene | **ND** | 5.0 | | µg/L | 1 | 3/3/2022 6:21:00 PM |
| 1,4-Dichlorobenzene | **ND** | 5.0 | | µg/L | 1 | 3/3/2022 6:21:00 PM |
| 1,2-Dibromo-3-chloropropane | **ND** | 10 | | µg/L | 1 | 3/3/2022 6:21:00 PM |
| 1,2,4-Trichlorobenzene | **ND** | 5.0 | | µg/L | 1 | 3/3/2022 6:21:00 PM |
| Surr: 1,2-Dichloroethane-d4 | **120** | 74-127 | | %REC | 1 | 3/3/2022 6:21:00 PM |
| Surr: 4-Bromofluorobenzene | **99.1** | 74-128 | | %REC | 1 | 3/3/2022 6:21:00 PM |
| Surr: Toluene-d8 | **121** | 75-127 | | %REC | 1 | 3/3/2022 6:21:00 PM |

# Adirondack Environmental Services, Inc

**Date:** *04-Mar-22*

| | | | |
|---|---|---|---|
| **CLIENT:** | Frontier Technical Associates | **Client Sample ID:** | MW-70228 |
| **Work Order:** | **220301036** | **Collection Date:** | 2/28/2022 |
| **Reference:** | Plant M-GW / GW ET-979 | **Lab Sample ID:** | 220301036-008 |
| **PO#:** | | **Matrix:** | GROUNDWATER |

| Analyses | Result | RL | Qual | Units | DF | Date Analyzed |
|---|---|---|---|---|---|---|
| **VOLATILE ORGANICS EPA 8260C (SW5030C PREP)** | | | | | | Analyst: **SMD** |
| Chloromethane | **ND** | 10 | | µg/L | 1 | 3/3/2022 6:42:00 PM |
| Bromomethane | **ND** | 10 | | µg/L | 1 | 3/3/2022 6:42:00 PM |
| Vinyl chloride | **ND** | 10 | | µg/L | 1 | 3/3/2022 6:42:00 PM |
| Chloroethane | **ND** | 10 | | µg/L | 1 | 3/3/2022 6:42:00 PM |
| Methylene chloride | **ND** | 5.0 | | µg/L | 1 | 3/3/2022 6:42:00 PM |
| Acetone | **ND** | 10 | | µg/L | 1 | 3/3/2022 6:42:00 PM |
| Carbon disulfide | **ND** | 5.0 | | µg/L | 1 | 3/3/2022 6:42:00 PM |
| 1,1-Dichloroethene | **ND** | 5.0 | | µg/L | 1 | 3/3/2022 6:42:00 PM |
| 1,1-Dichloroethane | **ND** | 5.0 | | µg/L | 1 | 3/3/2022 6:42:00 PM |
| trans-1,2-Dichloroethene | **ND** | 5.0 | | µg/L | 1 | 3/3/2022 6:42:00 PM |
| cis-1,2-Dichloroethene | **ND** | 5.0 | | µg/L | 1 | 3/3/2022 6:42:00 PM |
| Chloroform | **ND** | 5.0 | | µg/L | 1 | 3/3/2022 6:42:00 PM |
| 1,2-Dichloroethane | **ND** | 5.0 | | µg/L | 1 | 3/3/2022 6:42:00 PM |
| 2-Butanone | **ND** | 10 | | µg/L | 1 | 3/3/2022 6:42:00 PM |
| 1,1,1-Trichloroethane | **ND** | 5.0 | | µg/L | 1 | 3/3/2022 6:42:00 PM |
| Carbon tetrachloride | **ND** | 5.0 | | µg/L | 1 | 3/3/2022 6:42:00 PM |
| Bromodichloromethane | **ND** | 5.0 | | µg/L | 1 | 3/3/2022 6:42:00 PM |
| 1,2-Dichloropropane | **ND** | 5.0 | | µg/L | 1 | 3/3/2022 6:42:00 PM |
| cis-1,3-Dichloropropene | **ND** | 5.0 | | µg/L | 1 | 3/3/2022 6:42:00 PM |
| Trichloroethene | **ND** | 5.0 | | µg/L | 1 | 3/3/2022 6:42:00 PM |
| Dibromochloromethane | **ND** | 5.0 | | µg/L | 1 | 3/3/2022 6:42:00 PM |
| 1,1,2-Trichloroethane | **ND** | 5.0 | | µg/L | 1 | 3/3/2022 6:42:00 PM |
| Benzene | **ND** | 5.0 | | µg/L | 1 | 3/3/2022 6:42:00 PM |
| trans-1,3-Dichloropropene | **ND** | 5.0 | | µg/L | 1 | 3/3/2022 6:42:00 PM |
| Bromoform | **ND** | 5.0 | | µg/L | 1 | 3/3/2022 6:42:00 PM |
| 4-Methyl-2-pentanone | **ND** | 10 | | µg/L | 1 | 3/3/2022 6:42:00 PM |
| 2-Hexanone | **ND** | 10 | | µg/L | 1 | 3/3/2022 6:42:00 PM |
| Tetrachloroethene | **ND** | 5.0 | | µg/L | 1 | 3/3/2022 6:42:00 PM |
| 1,1,2,2-Tetrachloroethane | **ND** | 5.0 | | µg/L | 1 | 3/3/2022 6:42:00 PM |
| Toluene | **ND** | 5.0 | | µg/L | 1 | 3/3/2022 6:42:00 PM |
| Chlorobenzene | **ND** | 5.0 | | µg/L | 1 | 3/3/2022 6:42:00 PM |
| Ethylbenzene | **ND** | 5.0 | | µg/L | 1 | 3/3/2022 6:42:00 PM |
| Styrene | **ND** | 5.0 | | µg/L | 1 | 3/3/2022 6:42:00 PM |
| m,p-Xylene | **ND** | 5.0 | | µg/L | 1 | 3/3/2022 6:42:00 PM |
| o-Xylene | **ND** | 5.0 | | µg/L | 1 | 3/3/2022 6:42:00 PM |
| Methyl tert-butyl ether | **ND** | 5.0 | | µg/L | 1 | 3/3/2022 6:42:00 PM |
| Dichlorodifluoromethane | **ND** | 10 | | µg/L | 1 | 3/3/2022 6:42:00 PM |
| Methyl Acetate | **ND** | 5.0 | | µg/L | 1 | 3/3/2022 6:42:00 PM |
| 1,1,2-Trichloro-1,2,2-trifluoroethane | **ND** | 5.0 | | µg/L | 1 | 3/3/2022 6:42:00 PM |
| Trichlorofluoromethane | **ND** | 5.0 | | µg/L | 1 | 3/3/2022 6:42:00 PM |

# Adirondack Environmental Services, Inc

**Date:** *04-Mar-22*

| | | | |
|---|---|---|---|
| **CLIENT:** | Frontier Technical Associates | **Client Sample ID:** | MW-70228 |
| **Work Order:** | **220301036** | **Collection Date:** | 2/28/2022 |
| **Reference:** | Plant M-GW / GW ET-979 | **Lab Sample ID:** | 220301036-008 |
| **PO#:** | | **Matrix:** | GROUNDWATER |

| Analyses | Result | RL | Qual | Units | DF | Date Analyzed |
|---|---|---|---|---|---|---|
| **VOLATILE ORGANICS EPA 8260C (SW5030C PREP)** | | | | | | Analyst: **SMD** |
| Cyclohexane | **ND** | 5.0 | | µg/L | 1 | 3/3/2022 6:42:00 PM |
| Methyl Cyclohexane | **ND** | 5.0 | | µg/L | 1 | 3/3/2022 6:42:00 PM |
| 1,2-Dibromoethane | **ND** | 5.0 | | µg/L | 1 | 3/3/2022 6:42:00 PM |
| 1,3-Dichlorobenzene | **ND** | 5.0 | | µg/L | 1 | 3/3/2022 6:42:00 PM |
| Isopropylbenzene | **ND** | 5.0 | | µg/L | 1 | 3/3/2022 6:42:00 PM |
| 1,2-Dichlorobenzene | **ND** | 5.0 | | µg/L | 1 | 3/3/2022 6:42:00 PM |
| 1,4-Dichlorobenzene | **ND** | 5.0 | | µg/L | 1 | 3/3/2022 6:42:00 PM |
| 1,2-Dibromo-3-chloropropane | **ND** | 10 | | µg/L | 1 | 3/3/2022 6:42:00 PM |
| 1,2,4-Trichlorobenzene | **ND** | 5.0 | | µg/L | 1 | 3/3/2022 6:42:00 PM |
| Surr: 1,2-Dichloroethane-d4 | **114** | 74-127 | | %REC | 1 | 3/3/2022 6:42:00 PM |
| Surr: 4-Bromofluorobenzene | **95.3** | 74-128 | | %REC | 1 | 3/3/2022 6:42:00 PM |
| Surr: Toluene-d8 | **123** | 75-127 | | %REC | 1 | 3/3/2022 6:42:00 PM |

Adirondack Environmental Services Inc.
314 North Pearl Street
Albany, NY 12207
518-434-4546 / FAX: 518-434-0891

EXPERIENCE IS THE SOLUTION

# CHAIN OF CUSTODY RECORD

AES Work Order#: 220301036

COC Reference:

A full service analytical research laboratory offering solutions to environmental concerns

| | |
|---|---|
| Client Name: Frontier Technical Associates, Inc. | Address: 8675 Main Street, Williamsville, NY 14221 |
| Send Report to: Kathy Wager | Project Name (Location): PLANT-M (GW) |
| Client Phone #: 716-634-2293 | Client PO #: |
| Client Email: kathy.wager@frontiertechnical.com | |
| Samplers Name: RON BLINSTON | |
| Samplers Signature: | |

| AES Sample Number | Client Sample Identification & Location | Date Sampled | Time A=am P=pm | | Sample Type Matrix | C | G | # of Cont's | Preser-vative | Analysis |
|---|---|---|---|---|---|---|---|---|---|---|
| 001 | MW-1B0228 | 2/28/22 | 1:50 | A P | GW | | / | 2 | 3 | 8260 TCL |
| 002 | MW-2A0228 | | 1:57 | A P | | | | | | |
| 003 | MW-2B0228 | | 2:04 | A P | | | | | | |
| 004 | MW-30228 | | 11:38 | A P | | | | | | |
| 005 | MW-40228 | | 1:33 | A P | | | | | | |
| 006 | MW-50228 | | 11:13 | A P | | | | | | |
| 007 | MW-60228 | | 1:39 | A P | | | | | | |
| 008 | MW-70228 | | 1:11 | A P | | | / | | | |
| | | | | A P | | | | | | |
| | | | | A P | | | | | | |
| | | | | A P | | | | | | |
| | | | | A P | | | | | | |
| | | | | A P | | | | | | |
| | | | | A P | | | | | | |
| | | | | A P | | | | | | |
| | | | | A P | | | | | | |

**Shipment Arrived Via:**
FedEx UPS Client AES Other:_____

***Turnaround Time Requested:***
1 Day 2 Day 3 Day 5 Day Standard
NOTE: Samples received after 3:30pm are considered next business day.

Special Instructions/Remarks:
STD REPORT + EQUIS

| | | | |
|---|---|---|---|
| Relinquished by: (Signature) | Received by: (Signature) FED EX | Date 2/28/22 | Time 4:00pm |
| Relinquished by: (Signature) | Received by: (Signature) | Date | Time |
| Relinquished by: (Signature) | Received for Laboratory by: | Date 3/1/22 | Time 2:45pm |

**Sample Temperature**
Ambient ~ Chilled ~ Chilling Begun
Notes: 2°C

**Custody Seal Intact: Y / N**

**Bottles AES: Y / N**

**Properly Preserved: Y / N**
0=None
1=$H_2SO_4$ pH<2
2=$HNO_3$ pH<2
3=HCl pH<2
4=$Na_2S_2O_3$
5=$NH_4Cl$
6=Ascorbic Acid
7=FAS
8=ZnAc/NaOH pH>9
9=NaOH pH>10
10=Other_____

**Received Within Holding Times: Y / N**
Notes:

Demo
220301036

Adirondack Environmental Services Inc.®
Experience is the solution
314 North Pearl Street • Albany, New York 12207 • (518) 434-4546 • Fax (518) 434-0891

# TERMS, CONDITIONS & LIMITATIONS

All service rendered by the **Adirondack Environmental Services, Inc.** are undertaken and all rates are based upon the following terms:

(a) Neither **Adirondack Environmental Services, Inc.,** nor any of its employees, agents or sub-contractors shall be liable for any loss or damage arising out of **Adirondack Environmental Services, Inc.'s** performance or nonperformance, whether by way of negligence or breach of contract, or otherwise, in any amount greater than twice the amount billed to the customer for the work leading to the claim of the customer. Said remedy shall be the sole and exclusive remedy against **Adirondack Environmental Services, Inc.** arising out of its work.

(b) All claims made must be in writing within forty-five (45) days after delivery of the **Adirondack Environmental Services, Inc.** report regarding said work or such claim shall be deemed or irrevocably waived.

(c) **Adirondack Environmental Services, Inc.** reports are submitted in writing and are for our customers only. Our customers are considered to be only those entities being billed for our services. Acquisition of an **Adirondack Environmental Services, Inc.** report by other than our customer does not constitute a representation of **Adirondack Environmental Services, Inc.** as to the accuracy of the contents thereof.

(d) In no event shall **Adirondack Environmental Services, Inc.,** its employees, agents or sub-contractors be responsible for consequential or special damages of any kind or in any amount.

(e) No deviation from the terms set forth herein shall bind **Adirondack Environmental Services, Inc.** unless in writing and signed by a Director of **Adirondack Environmental Services, Inc.**

(f) Results pertain only to items analyzed. Information supplied by client is assumed to be correct. This information may be used on reports and in calculations and **Adirondack Environmental Services, Inc.** is not responsible for the accuracy of this information.

(g) Payments by Credit Card/Purchase Cards are subject to a 3% additional charge.