Lewis S. Streeter
Senior Project Manager

GE
Global Operations - Remediation
1 River Road, Bldg. 5-7W
Schenectady, NY 12345

T 518 388 7552
lewis.streeter@ge.com

June 22, 2018

Jessica LaClair
New York State Department of Environmental Conservation
Division of Environmental Remediation
Remedial Bureau D
625 Broadway, 12th Floor
Albany, NY 12233-7013
electronic copy via email

Re: RCRA Facility Investigation Report, Sub-Slab Soils AOC
GE Parts and Repair Service Shop
Tonawanda, New York 14150
NYSDEC Site ID: 915244
EPA ID: NYD067539940
Permit ID: 9-1464-00044/00001

Dear Ms. LaClair:

Enclosed please find a Resource Conservation and Recovery Act (RCRA) Facility Investigation Report for the Sub-Slab Soils Area of Concern. This report has been prepared by Arcadis of New York, Inc. on behalf of the General Electric Company (GE), to document the results of the investigation of the sub-slab soils at GE's former Parts and Repair Service Shop located at 175 Milens Road in Tonawanda, New York. The investigation activities described herein were a required element of the Part 373 Corrective Action Permit issued by NYSDEC to GE on July 5, 2012.

Please reply with any questions or comments, or if this report is acceptable, please reply with New York State Department of Environmental Conservation's approval.

Sincerely,

Lewis S. Streeter
Senior Project Manager

Enclosure

cc: Kathleen Emery, NYSDEC (via email, with enclosure)
Andrew Park, EPA (via email, with enclosure)
Eric Merrifield, GE (via email, without enclosure)
Doug Weeks, Arcadis (via email, without enclosure)

ARCADIS Design & Consultancy for natural and built assets

General Electric Company

RCRA FACILITY INVESTIGATION REPORT FOR SUB-SLAB SOILS AREA OF CONCERN

Buffalo Service Shop

Tonawanda, New York

NYSDEC Site Number: 915244

USEPA ID#: NYD067539940

June 2018

RCRA FACILITY INVESTIGATION REPORT FOR SUB-SLAB SOILS AREA OF CONCERN

Buffalo Service Shop
Tonawanda, New York

Prepared for:

General Electric Company

Prepared by:

Arcadis of New York, Inc.
855 Route 146
Suite 210
Clifton Park
New York 12065
Tel 518 250 7300
Fax 518 371 2757

Our Ref.:

AP013103.1000

Date:

June 22, 2018

CONTENTS

Acronyms and Abbreviations iii

1 Introduction 1

1.1 Physical Setting and Land Use 1

1.2 Geology and Hydrogeology 1

1.3 Site Background and History 1

1.4 RFI Objectives 3

2 RFI Work Summary 3

2.1 Pre-Sampling Activities 3

2.1.1 Health and Safety Plan Update 3

2.1.2 Sample Location Mark-out and Utility Clearance 3

2.2 Sample Collection 4

2.3 Sample Processing 6

3 Laboratory Analyses and Results 7

3.1 PCB Results 8

3.2 VOC Results 9

4 Summary and Recommendations 9

5 References 10

TABLES

Table 2-1 – Soil Boring Location Adjustments and Rationales (in text)

Table 2-2 – Field Observations (in text)

Table 3-1 – Number of Samples Analyzed and Archived by Depth Interval (in text)

Table 3-2 – 2018 Sub-Slab Soil Analytical Data

FIGURES

Figure 1 – Site Location Map

Figure 2 – Site Plan

Figure 3 – Sub-Slab Soil Total PCB Results

APPENDICIES

Appendix A – Data Usability Summary Reports

Appendix B – Soil Boring Logs

ACRONYMS AND ABBREVIATIONS

CFR	Code of Federal Regulations
AOC	Area of Concern
COC	Chain-of-Custody
CMS	Corrective Measures Study
DUSR	Data Usability Summary Report
EC	Engineering Control
ELAP	Environmental Laboratory Accreditation Program
GE	General Electric Company
GPR	ground penetrating radar
GPS	global positioning system
IC	Institutional Control
IDW	Investigative-Derived Waste
ISMP	Interim Site Management Plan
mg/kg	milligrams per kilogram
MS	Matrix Spike
MSD	Matrix Spike Duplicate
NAD83	North American Datum of 1983
NAVD88	North American Vertical Datum of 1988
NYCRR	New York Codes, Rules and Regulations
NYSDEC	New York State Department of Environmental Conservation
NYSDOH	New York State Department of Health
NYSDOT	New York State Department of Transportation
OSHA	Occupational Safety and Health Administration
PCB	polychlorinated biphenyl
PID	photoionization detector
PPE	Personal Protective Equipment
QA	Quality Assurance
QC	Quality Control
RCRA	Resource Conservation and Recovery Act

RFI	RCRA Facility Investigation
SDG	Sample Delivery Group
SCO	Soil Cleanup Objective
SWMU	Solid Waste Management Unit
TCLP	Toxicity Characteristic Leaching Procedure
USEPA	United States Environmental Protection Agency
VOC	Volatile Organic Compound

1 INTRODUCTION

This Resource Conservation and Recovery Act (RCRA) Facility Investigation Report for Sub-Slab Soils Area of Concern (AOC) (RFI Report) has been prepared by Arcadis of New York, Inc. (Arcadis), on behalf of the General Electric Company (GE), to document the results of the investigation of the sub-slab soils at GE's former Buffalo Service Shop located at 175 Milens Road in Tonawanda, New York (the site). The site is currently in the New York State (NYS) RCRA Corrective Action Program, which is administered by the New York State Department of Environmental Conservation (NYSDEC). The site is identified as NYS Site Number 915244 and United States Environmental Protection Agency (USEPA) ID# NYD067539940.

The investigation activities described herein were a required element of the 6 New York Codes, Rules, and Regulations (6 NYCRR) Part 373 Corrective Action Permit (Part 373 Permit) issued by NYSDEC to GE on July 5, 2012 (Permit ID 9-1464-00044/00001).

1.1 Physical Setting and Land Use

The site is a 5.83-acre parcel located in a mixed industrial/commercial area in the Town of Tonawanda, Erie County, New York. The site is improved with a 69,000-square-foot, slab-on-grade building. A Site Location Map is presented as Figure 1. The site is bounded to the north by Interstate Route 290 and by land owned by Lamar Advertising, which maintains an advertising billboard on its property. To the east, the site is bounded by property owned by DKP Buffalo, LLC (DKP) and by property owned by National Grid. The south side of the site is also bounded by property owned by DKP. The west side of the site is bounded by Milens Road and property owned by Coca-Cola Company.

1.2 Geology and Hydrogeology

The site is relatively flat at an elevation of approximately 610 to 613 feet relative to the North American Vertical Datum 1988 (NAVD88). The soils underlying the site consist of very dense glaciolacustrine sediments, which are predominantly clays and silts with trace amounts of gravels. These sediments are approximately 60 to 70 feet thick. The glaciolacustrine unit is overlain by a thin layer of fill that varies in thickness across the site. Groundwater at the site is between 1.5 and 10 feet below grade. Although regional groundwater flow is expected to flow north-northwest towards the Niagara River, recent water level gauging data suggests that shallow groundwater at the site flows to the south-southwest.

1.3 Site Background and History

The site was developed by GE in the late 1960s for use as a service center to repair various industrial equipment such as electric motors, transformers, turbines, pumps, and compressors. The original construction at the site included the northern portion of the existing building. An addition was constructed on the south end of the building in 1978. Access to the site is controlled via chain link fence around the site perimeter and access gates. A rail spur extends from the northeast corner of the building toward Military Road east of the site. A Site Plan is presented as Figure 2.

In 1996, the NYSDEC issued a Part 373 Hazardous Waste Management Permit to the GE Buffalo Service Shop. This permit allowed GE to store hazardous wastes generated during routine operations at the site, including wastes that contained volatile organic compounds (VOCs), metals, and polychlorinated

biphenyls (PCBs), prior to off-site disposal. These wastes were stored in either the RCRA Container Storage Area located outside the building, or the Commercial PCB Storage Area located inside the building in its southeast corner. The RCRA Container Storage Area was closed in 2002, as documented in the RCRA Closure Certification Report (URS 2002), however the structure itself is still present. The Commercial PCB Storage Area was closed in 2000, as documented in the Commercial PCB Storage Area Closure Certification Report (URS 2006).

A Corrective Action Program has been ongoing at the site in accordance with the May 1996 Part 373 Hazardous Waste Management Permit and the subsequent July 2012 Part 373 Corrective Action Permit. In accordance with the original 1996 Part 373 Permit, site assessment and investigations were undertaken, several interim corrective measures were performed, and a corrective measures study (CMS) (URS 2011) was prepared. The NYSDEC's Statement of Basis for selection of the final remedy was published for public comment in late 2011, and in March 2012 the NYSDEC made a determination on the final corrective measures. The selected remedy included the following: excavation of surface soils that exceed 1 mg/kg PCBs and excavation of subsurface soils that exceed 10 mg/kg PCBs in the areas surrounding the rail spur, old oil/water separator, sewer lines, and former rinse water tank. The corrective actions (involving the removal of approximately 1,570 cubic yards of soil) were generally completed from August to December 2015, with follow-up punch list and restoration activities completed in the spring of 2016. A Revised Corrective Measure Completion Final Report (CMCFR, AECOM 2016) was submitted to NYSDEC on June 21, 2016 and approved by NYSDEC in a letter dated June 27, 2016.

After completion of the remedial work described in the CMCFR, some PCB-containing soil remained in areas where additional soil could not be removed without impacting an overlying site structure (hereafter referred to as residual impacts). These residual impacts included subsurface soil near the southwest corner of the above-ground storage tanks, soil along the eastern edge of the Transportation Corridor (defined as the asphalt area south of the facility), and soil along the southern edge of the Transportation Corridor. These residual impacts are more fully described in the Interim Site Management Plan (ISMP) (Arcadis 2017), which was approved by NYSDEC in February 2017. Institutional and Engineering Controls (ICs and ECs) have also been incorporated into the site remedy to control exposure to residual impacts for protection of public health and the environment. An Environmental Easement was recorded with the Erie County Clerk, which included the requirement that all ICs and ECs placed on the site remain in place and are evaluated on an annual basis.

In accordance with the Part 373 Permit, in September 2016 GE submitted a Groundwater Monitoring Plan for the site, which was subsequently approved by NYSDEC in October 2016. GE began implementing the groundwater monitoring program in November 2016, with the installation of five additional monitoring wells and the performance of the first of three semi-annual groundwater monitoring events. In February 2017 GE submitted the 2016 Annual Groundwater Monitoring Report for the facility. The second and third semi-annual groundwater monitoring events were conducted in May and November 2017, respectively, and the results were reported in the 2017 Annual Groundwater Monitoring Report, which was submitted to NYSDEC on February 27, 2018 and approved on April 23, 2018. The results of the groundwater sampling conducted at the site to date demonstrate that groundwater has not been impacted by the historical operations at the site.

The Part 373 Permit also required that GE submit a RCRA Facility Investigation Work Plan (RFI Work Plan) for previously inaccessible sub-slab soils within 90 days of when operations cease or are altered to allow access for investigation. In an email dated May 8, 2017, GE informed NYSDEC that the Service Shop had ceased operations on April 20, 2017. The RFI Work Plan for the Buffalo Service Shop was

submitted to NYSDEC on July 19, 2017, and comments on the RFI Work Plan were received from NYSDEC on September 22, 2017. The RFI Work Plan was revised based on NYSDEC comments and re-submitted to NYSDEC on November 28, 2017. NYSDEC approved the RFI Work Plan on December 5, 2017. The RFI activities were completed in February and March 2018 following completion of initial interior cleaning and equipment removal activities.

1.4 RFI Objectives

The investigations detailed in this document were intended to:

- Characterize the horizontal and vertical extent of site-related constituents of concern present below the slab (based on previous work performed at the site, site-related constituents of concern were expected to include VOCs and PCBs); and
- Obtain sufficient data to perform a CMS, if determined to be necessary based on comparison of soil analytical data to the Industrial Soil Cleanup Objectives as provided in 6 NYCRR Subpart 375-6.

2 RFI WORK SUMMARY

This section describes the RFI field sampling, laboratory analyses, and associated activities related to the investigation of the sub-slab soils AOC.

2.1 Pre-Sampling Activities

In accordance with the requirements of the Part 373 Permit, GE provided written notification to the NYSDEC and USEPA on February 16, 2018 prior to commencing field work. In addition, prior to initiating the sampling activities the existing Health and Safety Plan (HASP) was updated and utility clearance was performed, as further described below.

2.1.1 Health and Safety Plan Update

The RFI field work was performed in accordance with Arcadis' HASP, which was updated to reflect the tasks identified in the RFI Work Plan. In accordance with Module II, Section B.3 of the Part 373 Permit, the HASP was submitted to NYSDEC for review on February 16, 2018.

2.1.2 Sample Location Mark-out and Utility Clearance

Proposed soil sampling locations, as presented in the RFI Work Plan, were field marked during a December 12, 2017 site walk. At that time, the location of one boring was adjusted; SB-23, which was originally scheduled to be placed in the "transformer testing room", was moved approximately 5 feet east immediately outside the room due to the size of the doorways and ceiling height.

Prior to the start of any intrusive work, Dig Safely New York was contacted to identify and mark subsurface utilities entering the property. Site utility drawings were reviewed, and a site walkthrough with a former facility employee was conducted on February 26, 2018. Utilities beneath the slab were further refined/located by a private utility locator (NationalGPR) using geophysical techniques (ground-penetrating radar (GPR) and electromagnetic induction). Additionally, each of the soil borings were manually cleared using vacuum extraction and air-knifing techniques to a depth of 5 feet below ground surface (bgs) prior to drilling.

GPR conducted near the former Varnish Tank

Based on site conditions, discussions with the former facility employee, and the locations of buried utilities, Arcadis relocated 7 of the 25 proposed soil borings (SB-9, SB-11, SB-13, SB-17, SB-18, SB-20 and SB-21). The rationale for these changes are presented in Table 2-1 below. NYSDEC was notified of these proposed changes via email correspondences on February 28 and March 6, 2018.

Boring locations completed during the 2018 RFI were surveyed by Arcadis. Surface coordinates refer to the New York State Plane West Zone coordinate system [North American Datum of 1983 (NAD83)] and elevations are referenced to North American Vertical Datum of 1988 (NAVD88).

Table 2-1 Soil Boring Location Adjustments and Rationales

Boring Location	Adjustment & Rationale
SB-9	Moved 5 feet north to be inside the footprint of the former large oven
SB-11	Moved 20 feet north for special coverage based on the relocation of SB-13.
SB-13	Moved 30 feet east adjacent the former Noble & Lund lathe to investigate an area of visible oil near a mounting bolt.
SB-17	Moved 35 feet southwest to investigate subsurface conditions below the former horizontal mill pit.
SB-18	Moved 10 feet south to investigate conditions associated with the sandblasting booth.
SB-20	Moved 60 feet southeast to investigate subsurface conditions below the former varnish tank pit.
SB-21	Moved 100 feet northwest to investigate conditions associated with the former paint room

2.2 Sample Collection

Twenty-five (25) soil borings were advanced within the building footprint to evaluate potential soil impacts beneath the slab from former Solid Waste Management Units (SWMUs), AOCs, or other sources, including floor areas with elevated PCBs from wipe and/or concrete chip samples. The final soil boring locations are shown in Figure 3. As requested by the NYSDEC, six of the boring locations were

positioned to be near existing storm sewers and floor drains to aid in determining whether the bedding materials around those utilities was a potential source of subsurface impacts. These locations were SB-6, SB-10, SB-14, SB-19, SB-22, and SB-23, as shown on Figure 3.

Concrete coring at SB-5

Following utility clearance, a thin-wall core machine was used to drill through the concrete floor slab at each soil boring location. Each borehole was then advanced using vacuum extraction and air-knifing techniques to a depth of 5 feet bgs to further reduce the potential of a utility strike. The borehole was then advanced from 5 feet to the terminal depth via direct-push drilling. Soil samples were collected continuously at each boring location from the bottom of the slab to a depth of approximately 12 feet using a 2-inch diameter by 4-foot long sampling barrel containing a disposable liner. At SB-13, samples were collected via the same method to 16 feet bgs due to photoionization detector (PID) readings from 0 – 12 feet.

Upon completion, each boring was backfilled to immediately below the concrete slab with hydrated bentonite chips. The slab was then patched with concrete to match the grade of the surrounding area and the surface was coated with epoxy. Although the sampling activities were not expected to result in dust or VOCs in ambient air beyond the immediate work area, periodic real-time monitoring of ambient air around the perimeter of the work area was conducted for particulates and VOCs.

The potential for cross-contamination of samples was minimized through use of decontaminated, dedicated, disposable equipment to the extent practical. Non-disposable equipment was decontaminated, following the procedures outlined in the RFI Work Plan, prior to first use on site, between each boring location, and prior to demobilization. Decontamination was accomplished using the following procedures:

- Scrubbing with Alconox (or equivalent) and potable water wash;
- Potable water rinse; and
- Distilled/deionized water rinse.

The integrity of the decontamination procedures was checked periodically with equipment rinse blanks, as required by the RFI Work Plan. Rinse blank sample results are presented in the Data Usability Summary Reports (DUSRs) attached as Appendix A.

Investigation-derived waste (IDW) generated during the field activities was contained on site in a designated area inside the building for subsequent characterization and disposal. Decontamination water, personal protective equipment (PPE), spent disposable sampling materials, and soil cuttings were segregated by waste type and placed in New York State Department of Transportation (NYSDOT)-approved steel 55-gallon drums. All drums were labeled with the contents, generator, location and date.



Drilling at Boring SB-6

2.3 Sample Processing



SB-6 Sample Processing

Recovered soil was visually characterized for color, texture, moisture content, and obvious impacts, and screened with a PID. The presence of visible staining, sheens, non-aqueous phase liquid (NAPL), and odors encountered in the soil was noted in the Soil Boring Logs, which are included as Appendix B. Table 2-2, below, also includes a summary of detectable impacts.

Laboratory analyses were performed in a phased manner as described in the RFI Work Plan. For soil boring locations along the east side of the building (SB-1, SB-2, SB-7, SB-8, SB-12, SB-13, SB-15), samples were collected and analyzed from the 0- to 12- and 12- to 24- inch depth intervals, and then from each 2-foot interval extending down to 12 feet. Samples were submitted for laboratory analysis of PCBs via USEPA Method 8082. As described in the RFI Work Plan, the purpose of these samples was to ensure that PCB impacts previously found along the outside of the eastern side of the building did not migrate under the slab. If the samples from any of the depth intervals in these borings exhibited impacts (i.e., NAPL, sheens, staining, chemical-like odors, or elevated PID readings), those intervals were also analyzed for VOCs via USEPA Method 8260.

For all other boring locations, samples were collected from the 0 to 12- and 12 to 24-inch depth intervals beneath the bottom of the slab at each location and submitted to the laboratory for analysis for PCBs via USEPA Method 8082. If one or both samples exhibited impacts (i.e., NAPL, sheens, staining, odors, or elevated PID readings), they were also analyzed for VOCs via USEPA Method 8260. A third sample from each of these borings was also selected for laboratory analysis from the most impacted interval below 2 feet and analyzed for both PCBs and VOCs. If there were no obvious visual impacts, odors, or elevated PID readings below 2 feet, then the third soil sample was collected from the mid-point of the boring or other interval as appropriate based on the results of the field observations. Recovered soils not initially selected for laboratory analysis were segmented into 2-foot intervals and visually characterized, and a representative sample from each interval was submitted to the laboratory to be archived in freezer storage for potential future PCB and VOC analyses. Quality assurance/quality control (QA/QC) samples

were also collected and submitted, including one duplicate, one matrix spike and one matrix spike duplicate for every 20 samples analyzed, as described in the RFI Work Plan.

Detectable impacts (i.e., odors, PID readings and/or NAPLs) were observed during the field investigation at only 8 of the 25 soil boring locations and are summarized Table 2-2 below.

Table 2-2 Field Observations

Locations	Depth Interval (bcs)	Observed Impact
SB-1	4.0-5.5 ft	Faint petroleum-like odor; maximum PID = 2.0 ppm.
SB-8	0.0-2.0 ft	Faint petroleum-like odor; maximum PID = 3.1 ppm.
SB-10	1.0-2.0 ft	PID reading of 1.2 ppm.
SB-13	Concrete 0.0-12.0 ft	Visible oil observed seeping into borehole from concrete. Petroleum-like and solvent-like odors; maximum PID = 8.8 ppm between 4 and 5 ft.
SB-16	0.0-5.0 ft	Detectable PID readings; maximum PID = 1.7 ppm between 0 and 1 ft.
SB-19	1.0-2.0 ft	PID reading of 1.7 ppm.
SB-21	0.0-2.0 ft	Faint solvent-like odor; maximum PID = 12.5 ppm between 0 and 1 ft.
SB-23	0.0-1.0 ft	PID reading of 0.2 ppm.

Note: bcs = below concrete slab

3 LABORATORY ANALYSES AND RESULTS

Soil samples were sent to TestAmerica Laboratories, Inc. in Amherst, NY and either analyzed or archived according to guidelines detailed in Section 2.3. Table 3-1 provides a summary of the number of PCB and VOC samples analyzed and archived at each depth interval. Duplicate samples collected and analyzed for QA/QC purposes are included in brackets. Laboratory reports for all sample results, including copies of the Chain-of-Custody (COC) forms, are included in Appendix A as part of the DUSRs.

Table 3-1 Number of Samples Analyzed and Archived by Depth Interval

Sample Depth	PCBs		VOCs	
	Analyzed	Archived	Analyzed	Archived
0-1'	22	0	9	11
1-2'	22 [2]	1	9 [2]	14
2-4'	11 [1]	14	6 [1]	19
4-6'	8	17	5	50
6-8'	11 [3]	4	19 [3]	6
8-10'	10	15	4	21
10-12'	7	18	0	25
12-14'	1	0	0	1
14-16'	1	0	0	1
Total	**93**	**69**	**52**	**148**

The laboratory analytical data generated during the RFI activities was validated as specified in the RFI Work Plan. The review was conducted as a Tier III evaluation and included review of laboratory analytical data package completeness. Data were reviewed in accordance with the following:

- USEPA Region II validation guidelines Validating Volatile Organic Compounds by Gas Chromatography/Mass Spectrometry SW-846 Method 8260B (SOP #HW-24, October 2006) and Validating PCB Compounds by Gas Chromatography SW-846 Method 8082A (SOP #HW-45, October 2006);
- USEPA National Functional Guidelines for Organic Superfund Methods Data Review (January 2017); and
- USEPA Contract Laboratory Program National Functional Guidelines for Organic Data Review (October 1999).

The QA/QC parameters reviewed during the data validation process included:

- Holding times;
- Blank contamination;
- Mass spectrometer tuning (VOCs only);
- Instrument calibration;
- Surrogates/system monitoring compounds;
- Internal standard performance (VOCs only);
- Matrix spike/matrix spike duplicate analysis;
- Laboratory control sample analysis;
- Field duplicate analysis;
- Compound identification; and
- System performance and overall assessment.

The DUSRs summarizing the validation results are included in Appendix A.

Soil data were compared to the Commercial Use, Industrial Use, and Protection of Groundwater Soil Cleanup Objectives (SCOs) as provided in 6 NYCRR Subpart 375-6. Table 3-2 provides a summary of the analytical data and the results of this comparison.

3.1 PCB Results

The RFI sampling results indicate that the presence of PCBs beneath the slab is generally located in the southeast corner of the building where several historical site operations were performed; the former PCB Drum Storage Area, PCB Container Storage Area, and Northern Portion of PCB Work Area were all located in this portion of the building. Of the 93 samples analyzed for PCBs, 14 samples from nine soil cores exhibited concentrations that exceeded the Commercial Use SCO of 1 mg PCB/kg. Eleven of the 14 samples were taken from the 0- to 2- foot depth interval, with the remaining three taken in the 2- to 4-foot or 4- to 6-foot depth interval. Only one of the 93 samples analyzed for PCBs exceeded the Industrial Use SCO of 25 mg/kg (sample SB-8, 0-1’ depth, 26 mg/kg). The PCB data are tabulated in Table 3-2 and presented in Figure 3.

3.2 VOC Results

The RFI sampling results indicate minimal VOC impacts in sub-slab soils. No VOC compounds were detected at any sampling locations at concentrations exceeding the Commercial or Industrial SCOs provided in 6 NYCRR Subpart 375-6. As indicated in Table 3-2, four samples from three sample locations exhibited concentrations of acetone slightly above the Protection of Groundwater SCO of 0.05 mg/kg. While acetone is a common component in some industrial solvents, it is also a common laboratory contaminant. The boring locations with acetone concentrations exceeding the Protection of Groundwater SCO were SB-8 (0-1') [0.055 mg/kg], SB-11 (1-2') [0.064 mg/kg], SB-21 (0-1') [0.065 mg/kg], and SB-21 (1-2') [0.058 mg/kg]. Deeper core samples at these boring locations did not contain VOCs above the Protection of Groundwater SCO. No other VOCs were detected in any samples at concentrations above the Commercial, Industrial or Protection of Groundwater SCOs provided in 6 NYCRR Subpart 375-6. These results are consistent with results from three rounds of groundwater sampling conducted at the site to date, which indicate that groundwater has not been impacted by historical site operations.

4 SUMMARY AND RECOMMENDATIONS

The results of the RFI indicate that the sub-slab soils have not been impacted with VOCs as a result of site operations, and the PCB impacts to soils beneath the floor slab are limited to the shallow soils in the southeastern portion of the building. Based on review of the sub-slab soil RFI data and site groundwater data, GE does not believe any further soil sampling or corrective measures are warranted for the Sub-slab Soils AOC, and recommends No Further Action. GE ceased operations at the facility in April 2017 and the facility is currently unoccupied. All PCB-impacted soils are contained beneath the building slab, which serves as a cap to prevent direct contact with these soils. Additionally, Groundwater Monitoring Program has been ongoing at the site and the data collected to date (three rounds of sampling) indicate that the groundwater at the site has not been impacted. The ISMP will be updated to reflect the presence of residual PCB impacts in the soils beneath the concrete slab and the document will be re-issued as a Final Site Management Plan. Site inspections will continue to be performed annually and a Periodic Review Report will continue to be submitted every three years.

5 REFERENCES

AECOM. 2016. Corrective Measure Completion Final Report, GE Parts and Repair Service Center, Tonawanda, New York. June.

Arcadis. 2017. Interim Site Management Plan, GE Parts and Repair Service Center, Tonawanda, New York. February.

Arcadis. 2017. RCRA Facility Investigation Work Plan, GE Parts and Repair Service Center, Tonawanda, New York. November.

New York State. 2006. 6 NYCRR Part 375, Environmental Remediation Programs. December 14.

NYSDEC. 1996. Part 373 Hazardous Waste Operating Permit, General Electric International, Inc., Facility DEC ID 9-1464-00044. May.

NYSDEC. 2012. Final Corrective Measures and Response to Comments on the Statement of Basis, GE Buffalo Service Shop, Tonawanda NY., Facility DEC ID 9-1464-00044. March.

NYSDEC. 2012. Part 373 Hazardous Waste Operating Permit, General Electric International, Inc., Facility DEC ID 9-1464-00044. July.

URS. 2002. RCRA Closure Certification Report, GE Tonawanda Inspection and Repair Service Center, Tonawanda, New York. September.

URS. 2006. Commercial PCB Storage Area Closure Certification Report.

URS. 2011. Focused CMS, GE Parts and Repair Service Center, Tonawanda, New York. July.

TABLE

Table 3-2
2018 Sub-Slab Soil Analytical Data
RCRA Facility Investigation Work Plan for Sub-Slab Soils Area of Concern
Buffalo Service Shop
Tonawanda, New York

ARCADIS Design & Consultancy for natural and built assets

Location ID: Sample Depth(ft): Date Collected: Sample Name:	CAS Number	NYSDEC TABLE 375-6: COMMERCIAL USE SCO	NYSDEC TABLE 375-6: INDUSTRIAL USE SCO	NYSDEC TABLE 375-6: PROTECTION OF GW SCO	Units	SB-1 0 - 1 03/06/18 SB-1 (0-1)_20180306	SB-1 1 - 2 03/06/18 SB-1 (1-2)_20180306	SB-1 2 - 4 03/06/18 SB-1 (2-4)_20180306	SB-1 4 - 6 03/06/18 SB-1 (4-6)_20180306	SB-1 6 - 8 03/06/18 SB-1 (6-8)_20180306
Volatile Organics										
1,1,1-Trichloroethane	71-55-6	500	1,000	0.68	mg/kg	0.0042 U	0.0042 U	0.0042 U	0.0055 U	0.0037 U
1,1,2,2-Tetrachloroethane	79-34-5	- -	- -	- -	mg/kg	0.0042 U	0.0042 U	0.0042 U	0.0055 U	0.0037 UJ
1,1,2-trichloro-1,2,2-trifluoroethane	76-13-1	- -	- -	- -	mg/kg	0.0042 U	0.0042 U	0.0042 U	0.0055 U	0.0037 U
1,1,2-Trichloroethane	79-00-5	- -	- -	- -	mg/kg	0.0042 U	0.0042 U	0.0042 U	0.0055 U	0.0037 U
1,1-Dichloroethane	75-34-3	240	480	0.27	mg/kg	0.0042 U	0.0042 U	0.0042 U	0.0055 U	0.0037 U
1,1-Dichloroethene	75-35-4	500	1,000	0.33	mg/kg	0.0042 U	0.0042 U	0.0042 U	0.0055 U	0.0037 U
1,2,4-Trichlorobenzene	120-82-1	- -	- -	- -	mg/kg	0.0042 U	0.0042 U	0.0042 U	0.0055 U	0.0037 U
1,2-Dibromo-3-chloropropane	96-12-8	- -	- -	- -	mg/kg	0.0042 U	0.0042 U	0.0042 U	0.0055 U	0.0037 U
1,2-Dibromoethane	106-93-4	- -	- -	- -	mg/kg	0.0042 U	0.0042 U	0.0042 U	0.0055 U	0.0037 U
1,2-Dichlorobenzene	95-50-1	500	1,000	1.1	mg/kg	0.0042 U	0.0042 U	0.0042 U	0.0055 U	0.0037 U
1,2-Dichloroethane	107-06-2	30	60	0.02	mg/kg	0.0042 U	0.0042 U	0.0042 U	0.0055 U	0.0037 U
1,2-Dichloropropane	78-87-5	- -	- -	- -	mg/kg	0.0042 U	0.0042 U	0.0042 U	0.0055 U	0.0037 U
1,3-Dichlorobenzene	541-73-1	280	560	2.4	mg/kg	0.0042 U	0.0042 U	0.0042 U	0.0055 U	0.0037 U
1,4-Dichlorobenzene	106-46-7	130	250	1.8	mg/kg	0.0042 U	0.0042 U	0.0042 U	0.0055 U	0.0037 U
2-Butanone (MEK)	78-93-3	500	1,000	0.12	mg/kg	0.021 U	0.021 U	0.021 U	0.027 U	0.019 UJ
4-Methyl-2-Pentanone	108-10-1	- -	- -	- -	mg/kg	0.021 U	0.021 U	0.021 U	0.027 U	0.019 U
Acetone	67-64-1	500	1,000	0.05	mg/kg	0.021 UB	0.021 UB	0.021 UB	0.029 UB	0.019 UBJ
Benzene	71-43-2	44	89	0.06	mg/kg	0.0042 U	0.0042 U	0.0042 U	0.0055 U	0.0037 U
Bromodichloromethane	75-27-4	- -	- -	- -	mg/kg	0.0042 U	0.0042 U	0.0042 U	0.0055 U	0.0037 U
Bromoform	75-25-2	- -	- -	- -	mg/kg	0.0042 U	0.0042 U	0.0042 U	0.0055 U	0.0037 U
Bromomethane	74-83-9	- -	- -	- -	mg/kg	0.0042 U	0.0042 U	0.0042 U	0.0055 U	0.0037 U
Carbon Disulfide	75-15-0	- -	- -	- -	mg/kg	0.0042 U	0.0042 U	0.0042 U	0.0055 U	0.0037 U
Carbon Tetrachloride	56-23-5	22	44	0.76	mg/kg	0.0042 U	0.0042 U	0.0042 U	0.0055 U	0.0037 U
CFC-11	75-69-4	- -	- -	- -	mg/kg	0.0042 U	0.0042 U	0.0042 U	0.0055 U	0.0037 U
CFC-12	75-71-8	- -	- -	- -	mg/kg	0.0042 U	0.0042 U	0.0042 U	0.0055 U	0.0037 U
Chlorobenzene	108-90-7	500	1,000	1.1	mg/kg	0.0042 U	0.0042 U	0.0042 U	0.0055 U	0.0037 U
Chlorodibromomethane	124-48-1	- -	- -	- -	mg/kg	0.0042 U	0.0042 U	0.0042 U	0.0055 U	0.0037 U
Chloroethane	75-00-3	- -	- -	- -	mg/kg	0.0042 U	0.0042 U	0.0042 U	0.0055 U	0.0037 U
Chloroform	67-66-3	350	700	0.37	mg/kg	0.0042 U	0.0042 U	0.0042 U	0.0055 U	0.0037 U
Chloromethane	74-87-3	- -	- -	- -	mg/kg	0.0042 U	0.0042 U	0.0042 U	0.0055 U	0.0037 U
cis-1,2-Dichloroethene	156-59-2	500	1,000	0.25	mg/kg	0.0042 U	0.0042 U	0.0042 U	0.0055 U	0.0037 U
cis-1,3-Dichloropropene	10061-01-5	- -	- -	- -	mg/kg	0.0042 U	0.0042 U	0.0042 U	0.0055 U	0.0037 U
Cyclohexane	110-82-7	- -	- -	- -	mg/kg	0.0042 U	0.0042 U	0.0042 U	0.0055 U	0.0037 U
Dichloromethane	75-09-2	500	1,000	0.05	mg/kg	0.0042 U	0.0042 U	0.0042 U	0.0055 U	0.0037 U
Ethylbenzene	100-41-4	390	780	1	mg/kg	0.0042 U	0.0042 U	0.0042 U	0.0055 U	0.0037 U
Isopropylbenzene	98-82-8	- -	- -	- -	mg/kg	0.0042 U	0.0042 U	0.0042 U	0.0055 U	0.0037 U
Methyl Acetate	79-20-9	- -	- -	- -	mg/kg	0.021 U	0.021 U	0.021 U	0.027 U	0.019 U
Methyl N-Butyl Ketone (2-Hexanone)	591-78-6	- -	- -	- -	mg/kg	0.021 U	0.021 U	0.021 U	0.027 U	0.019 U
Methylcyclohexane	108-87-2	- -	- -	- -	mg/kg	0.0042 U	0.0042 U	0.0042 U	0.0055 U	0.0037 U
Methyl-tert-butylether	1634-04-4	500	1,000	0.93	mg/kg	0.0042 U	0.0042 U	0.0042 U	0.0055 U	0.0037 U
Styrene (Monomer)	100-42-5	- -	- -	- -	mg/kg	0.0042 U	0.0042 U	0.0042 U	0.0055 U	0.0037 U
Tetrachloroethene	127-18-4	150	300	1.3	mg/kg	0.0042 U	0.0042 U	0.0042 U	0.0055 U	0.0037 U
Toluene	108-88-3	500	1,000	0.7	mg/kg	0.0042 U	0.00038 J	0.0042 U	0.00045 J	0.0037 U
Total Xylenes	1330-20-7	500	1,000	1.6	mg/kg	0.0083 U	0.0083 U	0.0084 U	0.011 U	0.0075 U
trans-1,2-Dichloroethene	156-60-5	500	1,000	0.19	mg/kg	0.0042 U	0.0042 U	0.0042 U	0.0055 U	0.0037 U
trans-1,3-Dichloropropene	10061-02-6	- -	- -	- -	mg/kg	0.0042 U	0.0042 U	0.0042 U	0.0055 U	0.0037 U
Trichloroethene	79-01-6	200	400	0.47	mg/kg	0.0042 U	0.0042 U	0.0042 U	0.0055 U	0.0037 U
Vinyl chloride	75-01-4	13	27	0.02	mg/kg	0.0042 U	0.0042 U	0.0042 U	0.0055 U	0.0037 U
PCBs										
Aroclor 1016	12674-11-2	- -	- -	- -	mg/kg	0.21 U	0.25 U	0.22 U	0.21 U	0.25 U
Aroclor 1221	11104-28-2	- -	- -	- -	mg/kg	0.21 U	0.25 U	0.22 U	0.21 U	0.25 U
Aroclor 1232	11141-16-5	- -	- -	- -	mg/kg	0.21 U	0.25 U	0.22 U	0.21 U	0.25 U
Aroclor 1242	53469-21-9	- -	- -	- -	mg/kg	0.21 U	0.25 U	0.22 U	0.21 U	0.25 U
Aroclor 1248	12672-29-6	- -	- -	- -	mg/kg	0.21 U	0.25 U	0.22 U	0.21 U	0.25 U
Aroclor 1254	11097-69-1	- -	- -	- -	mg/kg	0.21 U	0.36 J	0.22 U	0.46 JN	0.25 U
Aroclor 1260	11096-82-5	- -	- -	- -	mg/kg	0.21 U	0.36 J	0.22 U	0.61 J	0.25 U
Total PCBs		1	25	3.2	mg/kg	0.21 U	0.72 J	0.22 U	**1.07 J**	0.25 U

Table 3-2
2018 Sub-Slab Soil Analytical Data
RCRA Facility Investigation Work Plan for Sub-Slab Soils Area of Concern
Buffalo Service Shop
Tonawanda, New York

ARCADIS Design & Consultancy for natural and built assets

Location ID: Sample Depth(ft): Date Collected: Sample Name:	CAS Number	NYSDEC TABLE 375-6: COMMERCIAL USE SCO	NYSDEC TABLE 375-6: INDUSTRIAL USE SCO	NYSDEC TABLE 375-6: PROTECTION OF GW SCO	Units	SB-1 8 - 10 03/06/18 SB-1 (8-10)_20180306	SB-1 10 - 12 03/06/18 SB-1 (10-12)_20180306	SB-2 0 - 1 03/01/18 SB-2 (0-1)_20180301	SB-2 1 - 2 03/01/18 SB-2 (1-2)_20180301	SB-2 2 - 4 03/01/18 SB-2 (2-4)_20180301
Volatile Organics										
1,1,1-Trichloroethane	71-55-6	500	1,000	0.68	mg/kg	NA	NA	NA	NA	NA
1,1,2,2-Tetrachloroethane	79-34-5	- -	- -	- -	mg/kg	NA	NA	NA	NA	NA
1,1,2-trichloro-1,2,2-trifluoroethane	76-13-1	- -	- -	- -	mg/kg	NA	NA	NA	NA	NA
1,1,2-Trichloroethane	79-00-5	- -	- -	- -	mg/kg	NA	NA	NA	NA	NA
1,1-Dichloroethane	75-34-3	240	480	0.27	mg/kg	NA	NA	NA	NA	NA
1,1-Dichloroethene	75-35-4	500	1,000	0.33	mg/kg	NA	NA	NA	NA	NA
1,2,4-Trichlorobenzene	120-82-1	- -	- -	- -	mg/kg	NA	NA	NA	NA	NA
1,2-Dibromo-3-chloropropane	96-12-8	- -	- -	- -	mg/kg	NA	NA	NA	NA	NA
1,2-Dibromoethane	106-93-4	- -	- -	- -	mg/kg	NA	NA	NA	NA	NA
1,2-Dichlorobenzene	95-50-1	500	1,000	1.1	mg/kg	NA	NA	NA	NA	NA
1,2-Dichloroethane	107-06-2	30	60	0.02	mg/kg	NA	NA	NA	NA	NA
1,2-Dichloropropane	78-87-5	- -	- -	- -	mg/kg	NA	NA	NA	NA	NA
1,3-Dichlorobenzene	541-73-1	280	560	2.4	mg/kg	NA	NA	NA	NA	NA
1,4-Dichlorobenzene	106-46-7	130	250	1.8	mg/kg	NA	NA	NA	NA	NA
2-Butanone (MEK)	78-93-3	500	1,000	0.12	mg/kg	NA	NA	NA	NA	NA
4-Methyl-2-Pentanone	108-10-1	- -	- -	- -	mg/kg	NA	NA	NA	NA	NA
Acetone	67-64-1	500	1,000	0.05	mg/kg	NA	NA	NA	NA	NA
Benzene	71-43-2	44	89	0.06	mg/kg	NA	NA	NA	NA	NA
Bromodichloromethane	75-27-4	- -	- -	- -	mg/kg	NA	NA	NA	NA	NA
Bromoform	75-25-2	- -	- -	- -	mg/kg	NA	NA	NA	NA	NA
Bromomethane	74-83-9	- -	- -	- -	mg/kg	NA	NA	NA	NA	NA
Carbon Disulfide	75-15-0	- -	- -	- -	mg/kg	NA	NA	NA	NA	NA
Carbon Tetrachloride	56-23-5	22	44	0.76	mg/kg	NA	NA	NA	NA	NA
CFC-11	75-69-4	- -	- -	- -	mg/kg	NA	NA	NA	NA	NA
CFC-12	75-71-8	- -	- -	- -	mg/kg	NA	NA	NA	NA	NA
Chlorobenzene	108-90-7	500	1,000	1.1	mg/kg	NA	NA	NA	NA	NA
Chlorodibromomethane	124-48-1	- -	- -	- -	mg/kg	NA	NA	NA	NA	NA
Chloroethane	75-00-3	- -	- -	- -	mg/kg	NA	NA	NA	NA	NA
Chloroform	67-66-3	350	700	0.37	mg/kg	NA	NA	NA	NA	NA
Chloromethane	74-87-3	- -	- -	- -	mg/kg	NA	NA	NA	NA	NA
cis-1,2-Dichloroethene	156-59-2	500	1,000	0.25	mg/kg	NA	NA	NA	NA	NA
cis-1,3-Dichloropropene	10061-01-5	- -	- -	- -	mg/kg	NA	NA	NA	NA	NA
Cyclohexane	110-82-7	- -	- -	- -	mg/kg	NA	NA	NA	NA	NA
Dichloromethane	75-09-2	500	1,000	0.05	mg/kg	NA	NA	NA	NA	NA
Ethylbenzene	100-41-4	390	780	1	mg/kg	NA	NA	NA	NA	NA
Isopropylbenzene	98-82-8	- -	- -	- -	mg/kg	NA	NA	NA	NA	NA
Methyl Acetate	79-20-9	- -	- -	- -	mg/kg	NA	NA	NA	NA	NA
Methyl N-Butyl Ketone (2-Hexanone)	591-78-6	- -	- -	- -	mg/kg	NA	NA	NA	NA	NA
Methylcyclohexane	108-87-2	- -	- -	- -	mg/kg	NA	NA	NA	NA	NA
Methyl-tert-butylether	1634-04-4	500	1,000	0.93	mg/kg	NA	NA	NA	NA	NA
Styrene (Monomer)	100-42-5	- -	- -	- -	mg/kg	NA	NA	NA	NA	NA
Tetrachloroethene	127-18-4	150	300	1.3	mg/kg	NA	NA	NA	NA	NA
Toluene	108-88-3	500	1,000	0.7	mg/kg	NA	NA	NA	NA	NA
Total Xylenes	1330-20-7	500	1,000	1.6	mg/kg	NA	NA	NA	NA	NA
trans-1,2-Dichloroethene	156-60-5	500	1,000	0.19	mg/kg	NA	NA	NA	NA	NA
trans-1,3-Dichloropropene	10061-02-6	- -	- -	- -	mg/kg	NA	NA	NA	NA	NA
Trichloroethene	79-01-6	200	400	0.47	mg/kg	NA	NA	NA	NA	NA
Vinyl chloride	75-01-4	13	27	0.02	mg/kg	NA	NA	NA	NA	NA
PCBs										
Aroclor 1016	12674-11-2	- -	- -	- -	mg/kg	0.25 U	0.28 U	0.24 U	0.28 U	0.26 U
Aroclor 1221	11104-28-2	- -	- -	- -	mg/kg	0.25 U	0.28 U	0.24 U	0.28 U	0.26 U
Aroclor 1232	11141-16-5	- -	- -	- -	mg/kg	0.25 U	0.28 U	0.24 U	0.28 U	0.26 U
Aroclor 1242	53469-21-9	- -	- -	- -	mg/kg	0.25 U	0.28 U	0.24 U	0.28 U	0.26 U
Aroclor 1248	12672-29-6	- -	- -	- -	mg/kg	0.25 U	0.28 U	0.24 U	0.28 U	0.26 U
Aroclor 1254	11097-69-1	- -	- -	- -	mg/kg	0.25 U	0.28 U	0.24 UJ	0.28 UJ	0.26 UJ
Aroclor 1260	11096-82-5	- -	- -	- -	mg/kg	0.25 U	0.28 U	1.4 J	0.28 U	0.26 U
Total PCBs		1	25	3.2	mg/kg	0.25 U	0.28 U	**1.4 J**	0.28 U	0.26 U

Table 3-2
2018 Sub-Slab Soil Analytical Data
RCRA Facility Investigation Work Plan for Sub-Slab Soils Area of Concern
Buffalo Service Shop
Tonawanda, New York

ARCADIS Design & Consultancy for natural and built assets

Location ID: Sample Depth(ft): Date Collected: Sample Name:	CAS Number	NYSDEC TABLE 375-6: COMMERCIAL USE SCO	NYSDEC TABLE 375-6: INDUSTRIAL USE SCO	NYSDEC TABLE 375-6: PROTECTION OF GW SCO	Units	SB-2 4 - 6 03/01/18 SB-2 (4-6)_20180301	SB-2 6 - 8 03/01/18 SB-2 (6-8)_20180301	SB-2 8 - 10 03/01/18 SB-2 (8-10)_20180301	SB-2 10 - 12 03/01/18 SB-2 (10-12)_20180301	SB-3 0 - 1 02/28/18 SB-3 (0-1)_20180228
Volatile Organics										
1,1,1-Trichloroethane	71-55-6	500	1,000	0.68	mg/kg	NA	0.0035 U	NA	NA	NA
1,1,2,2-Tetrachloroethane	79-34-5	- -	- -	- -	mg/kg	NA	0.0035 U	NA	NA	NA
1,1,2-trichloro-1,2,2-trifluoroethane	76-13-1	- -	- -	- -	mg/kg	NA	0.0035 U	NA	NA	NA
1,1,2-Trichloroethane	79-00-5	- -	- -	- -	mg/kg	NA	0.0035 U	NA	NA	NA
1,1-Dichloroethane	75-34-3	240	480	0.27	mg/kg	NA	0.0035 U	NA	NA	NA
1,1-Dichloroethene	75-35-4	500	1,000	0.33	mg/kg	NA	0.0035 U	NA	NA	NA
1,2,4-Trichlorobenzene	120-82-1	- -	- -	- -	mg/kg	NA	0.0035 U	NA	NA	NA
1,2-Dibromo-3-chloropropane	96-12-8	- -	- -	- -	mg/kg	NA	0.0035 U	NA	NA	NA
1,2-Dibromoethane	106-93-4	- -	- -	- -	mg/kg	NA	0.0035 U	NA	NA	NA
1,2-Dichlorobenzene	95-50-1	500	1,000	1.1	mg/kg	NA	0.0035 U	NA	NA	NA
1,2-Dichloroethane	107-06-2	30	60	0.02	mg/kg	NA	0.0035 U	NA	NA	NA
1,2-Dichloropropane	78-87-5	- -	- -	- -	mg/kg	NA	0.0035 U	NA	NA	NA
1,3-Dichlorobenzene	541-73-1	280	560	2.4	mg/kg	NA	0.0035 U	NA	NA	NA
1,4-Dichlorobenzene	106-46-7	130	250	1.8	mg/kg	NA	0.0035 U	NA	NA	NA
2-Butanone (MEK)	78-93-3	500	1,000	0.12	mg/kg	NA	0.018 U	NA	NA	NA
4-Methyl-2-Pentanone	108-10-1	- -	- -	- -	mg/kg	NA	0.018 U	NA	NA	NA
Acetone	67-64-1	500	1,000	0.05	mg/kg	NA	0.0043 J	NA	NA	NA
Benzene	71-43-2	44	89	0.06	mg/kg	NA	0.0035 U	NA	NA	NA
Bromodichloromethane	75-27-4	- -	- -	- -	mg/kg	NA	0.0035 U	NA	NA	NA
Bromoform	75-25-2	- -	- -	- -	mg/kg	NA	0.0035 U	NA	NA	NA
Bromomethane	74-83-9	- -	- -	- -	mg/kg	NA	0.0035 U	NA	NA	NA
Carbon Disulfide	75-15-0	- -	- -	- -	mg/kg	NA	0.0035 U	NA	NA	NA
Carbon Tetrachloride	56-23-5	22	44	0.76	mg/kg	NA	0.0035 U	NA	NA	NA
CFC-11	75-69-4	- -	- -	- -	mg/kg	NA	0.0035 U	NA	NA	NA
CFC-12	75-71-8	- -	- -	- -	mg/kg	NA	0.0035 U	NA	NA	NA
Chlorobenzene	108-90-7	500	1,000	1.1	mg/kg	NA	0.0035 U	NA	NA	NA
Chlorodibromomethane	124-48-1	- -	- -	- -	mg/kg	NA	0.0035 U	NA	NA	NA
Chloroethane	75-00-3	- -	- -	- -	mg/kg	NA	0.0035 U	NA	NA	NA
Chloroform	67-66-3	350	700	0.37	mg/kg	NA	0.0035 U	NA	NA	NA
Chloromethane	74-87-3	- -	- -	- -	mg/kg	NA	0.0035 U	NA	NA	NA
cis-1,2-Dichloroethene	156-59-2	500	1,000	0.25	mg/kg	NA	0.0035 U	NA	NA	NA
cis-1,3-Dichloropropene	10061-01-5	- -	- -	- -	mg/kg	NA	0.0035 U	NA	NA	NA
Cyclohexane	110-82-7	- -	- -	- -	mg/kg	NA	0.0035 U	NA	NA	NA
Dichloromethane	75-09-2	500	1,000	0.05	mg/kg	NA	0.0035 U	NA	NA	NA
Ethylbenzene	100-41-4	390	780	1	mg/kg	NA	0.0035 U	NA	NA	NA
Isopropylbenzene	98-82-8	- -	- -	- -	mg/kg	NA	0.0035 U	NA	NA	NA
Methyl Acetate	79-20-9	- -	- -	- -	mg/kg	NA	0.018 U	NA	NA	NA
Methyl N-Butyl Ketone (2-Hexanone)	591-78-6	- -	- -	- -	mg/kg	NA	0.018 U	NA	NA	NA
Methylcyclohexane	108-87-2	- -	- -	- -	mg/kg	NA	0.0035 U	NA	NA	NA
Methyl-tert-butylether	1634-04-4	500	1,000	0.93	mg/kg	NA	0.0035 U	NA	NA	NA
Styrene (Monomer)	100-42-5	- -	- -	- -	mg/kg	NA	0.0035 U	NA	NA	NA
Tetrachloroethene	127-18-4	150	300	1.3	mg/kg	NA	0.0035 U	NA	NA	NA
Toluene	108-88-3	500	1,000	0.7	mg/kg	NA	0.0035 U	NA	NA	NA
Total Xylenes	1330-20-7	500	1,000	1.6	mg/kg	NA	0.0071 U	NA	NA	NA
trans-1,2-Dichloroethene	156-60-5	500	1,000	0.19	mg/kg	NA	0.0035 U	NA	NA	NA
trans-1,3-Dichloropropene	10061-02-6	- -	- -	- -	mg/kg	NA	0.0035 U	NA	NA	NA
Trichloroethene	79-01-6	200	400	0.47	mg/kg	NA	0.0035 U	NA	NA	NA
Vinyl chloride	75-01-4	13	27	0.02	mg/kg	NA	0.0035 U	NA	NA	NA
PCBs										
Aroclor 1016	12674-11-2	- -	- -	- -	mg/kg	0.27 U	0.23 U	0.26 U	0.25 U	2.3 U
Aroclor 1221	11104-28-2	- -	- -	- -	mg/kg	0.27 U	0.23 U	0.26 U	0.25 U	2.3 U
Aroclor 1232	11141-16-5	- -	- -	- -	mg/kg	0.27 U	0.23 U	0.26 U	0.25 U	2.3 U
Aroclor 1242	53469-21-9	- -	- -	- -	mg/kg	0.27 U	0.23 U	0.26 U	0.25 U	2.3 U
Aroclor 1248	12672-29-6	- -	- -	- -	mg/kg	0.27 U	0.23 U	0.26 U	0.25 U	2.3 U
Aroclor 1254	11097-69-1	- -	- -	- -	mg/kg	0.27 UJ	0.23 UJ	0.26 UJ	0.25 UJ	2.3 U
Aroclor 1260	11096-82-5	- -	- -	- -	mg/kg	0.27 U	0.23 U	0.26 U	0.25 U	24
Total PCBs		1	25	3.2	mg/kg	0.27 U	0.23 U	0.26 U	0.25 U	**24**

Table 3-2
2018 Sub-Slab Soil Analytical Data
RCRA Facility Investigation Work Plan for Sub-Slab Soils Area of Concern
Buffalo Service Shop
Tonawanda, New York

ARCADIS Design & Consultancy for natural and built assets

Location ID: Sample Depth(ft): Date Collected: Sample Name:	CAS Number	NYSDEC TABLE 375-6: COMMERCIAL USE SCO	NYSDEC TABLE 375-6: INDUSTRIAL USE SCO	NYSDEC TABLE 375-6: PROTECTION OF GW SCO	Units	SB-3 1 - 2 02/28/18 SB-3 (1-2)_20180228	SB-3 2 - 4 02/28/18 SB-3 (2-4)_20180228	SB-3 4 - 6 02/28/18 SB-3 (4-6)_20180228	SB-3 6 - 8 02/28/18 SB-3 (6-8)_20180228	SB-4 0 - 1 02/28/18 SB-4 (0-1)_20180228
Volatile Organics										
1,1,1-Trichloroethane	71-55-6	500	1,000	0.68	mg/kg	NA	NA	NA	0.0038 U	NA
1,1,2,2-Tetrachloroethane	79-34-5	- -	- -	- -	mg/kg	NA	NA	NA	0.0038 U	NA
1,1,2-trichloro-1,2,2-trifluoroethane	76-13-1	- -	- -	- -	mg/kg	NA	NA	NA	0.0038 U	NA
1,1,2-Trichloroethane	79-00-5	- -	- -	- -	mg/kg	NA	NA	NA	0.0038 U	NA
1,1-Dichloroethane	75-34-3	240	480	0.27	mg/kg	NA	NA	NA	0.0038 U	NA
1,1-Dichloroethene	75-35-4	500	1,000	0.33	mg/kg	NA	NA	NA	0.0038 U	NA
1,2,4-Trichlorobenzene	120-82-1	- -	- -	- -	mg/kg	NA	NA	NA	0.0038 U	NA
1,2-Dibromo-3-chloropropane	96-12-8	- -	- -	- -	mg/kg	NA	NA	NA	0.0038 U	NA
1,2-Dibromoethane	106-93-4	- -	- -	- -	mg/kg	NA	NA	NA	0.0038 U	NA
1,2-Dichlorobenzene	95-50-1	500	1,000	1.1	mg/kg	NA	NA	NA	0.0038 U	NA
1,2-Dichloroethane	107-06-2	30	60	0.02	mg/kg	NA	NA	NA	0.0038 U	NA
1,2-Dichloropropane	78-87-5	- -	- -	- -	mg/kg	NA	NA	NA	0.0038 U	NA
1,3-Dichlorobenzene	541-73-1	280	560	2.4	mg/kg	NA	NA	NA	0.0038 U	NA
1,4-Dichlorobenzene	106-46-7	130	250	1.8	mg/kg	NA	NA	NA	0.0038 U	NA
2-Butanone (MEK)	78-93-3	500	1,000	0.12	mg/kg	NA	NA	NA	0.019 U	NA
4-Methyl-2-Pentanone	108-10-1	- -	- -	- -	mg/kg	NA	NA	NA	0.019 U	NA
Acetone	67-64-1	500	1,000	0.05	mg/kg	NA	NA	NA	0.0065 J	NA
Benzene	71-43-2	44	89	0.06	mg/kg	NA	NA	NA	0.0038 U	NA
Bromodichloromethane	75-27-4	- -	- -	- -	mg/kg	NA	NA	NA	0.0038 U	NA
Bromoform	75-25-2	- -	- -	- -	mg/kg	NA	NA	NA	0.0038 U	NA
Bromomethane	74-83-9	- -	- -	- -	mg/kg	NA	NA	NA	0.0038 U	NA
Carbon Disulfide	75-15-0	- -	- -	- -	mg/kg	NA	NA	NA	0.0038 U	NA
Carbon Tetrachloride	56-23-5	22	44	0.76	mg/kg	NA	NA	NA	0.0038 U	NA
CFC-11	75-69-4	- -	- -	- -	mg/kg	NA	NA	NA	0.0038 U	NA
CFC-12	75-71-8	- -	- -	- -	mg/kg	NA	NA	NA	0.0038 U	NA
Chlorobenzene	108-90-7	500	1,000	1.1	mg/kg	NA	NA	NA	0.0038 U	NA
Chlorodibromomethane	124-48-1	- -	- -	- -	mg/kg	NA	NA	NA	0.0038 U	NA
Chloroethane	75-00-3	- -	- -	- -	mg/kg	NA	NA	NA	0.0038 U	NA
Chloroform	67-66-3	350	700	0.37	mg/kg	NA	NA	NA	0.0038 U	NA
Chloromethane	74-87-3	- -	- -	- -	mg/kg	NA	NA	NA	0.0038 U	NA
cis-1,2-Dichloroethene	156-59-2	500	1,000	0.25	mg/kg	NA	NA	NA	0.0038 U	NA
cis-1,3-Dichloropropene	10061-01-5	- -	- -	- -	mg/kg	NA	NA	NA	0.0038 U	NA
Cyclohexane	110-82-7	- -	- -	- -	mg/kg	NA	NA	NA	0.0038 U	NA
Dichloromethane	75-09-2	500	1,000	0.05	mg/kg	NA	NA	NA	0.0038 U	NA
Ethylbenzene	100-41-4	390	780	1	mg/kg	NA	NA	NA	0.0038 U	NA
Isopropylbenzene	98-82-8	- -	- -	- -	mg/kg	NA	NA	NA	0.0038 U	NA
Methyl Acetate	79-20-9	- -	- -	- -	mg/kg	NA	NA	NA	0.019 U	NA
Methyl N-Butyl Ketone (2-Hexanone)	591-78-6	- -	- -	- -	mg/kg	NA	NA	NA	0.019 U	NA
Methylcyclohexane	108-87-2	- -	- -	- -	mg/kg	NA	NA	NA	0.0038 U	NA
Methyl-tert-butylether	1634-04-4	500	1,000	0.93	mg/kg	NA	NA	NA	0.0038 U	NA
Styrene (Monomer)	100-42-5	- -	- -	- -	mg/kg	NA	NA	NA	0.0038 U	NA
Tetrachloroethene	127-18-4	150	300	1.3	mg/kg	NA	NA	NA	0.0038 U	NA
Toluene	108-88-3	500	1,000	0.7	mg/kg	NA	NA	NA	0.0038 U	NA
Total Xylenes	1330-20-7	500	1,000	1.6	mg/kg	NA	NA	NA	0.0076 U	NA
trans-1,2-Dichloroethene	156-60-5	500	1,000	0.19	mg/kg	NA	NA	NA	0.0038 U	NA
trans-1,3-Dichloropropene	10061-02-6	- -	- -	- -	mg/kg	NA	NA	NA	0.0038 U	NA
Trichloroethene	79-01-6	200	400	0.47	mg/kg	NA	NA	NA	0.0038 U	NA
Vinyl chloride	75-01-4	13	27	0.02	mg/kg	NA	NA	NA	0.0038 U	NA
PCBs										
Aroclor 1016	12674-11-2	- -	- -	- -	mg/kg	1.3 U	0.26 U	0.26 U	0.27 U	1 U
Aroclor 1221	11104-28-2	- -	- -	- -	mg/kg	1.3 U	0.26 U	0.26 U	0.27 U	1 U
Aroclor 1232	11141-16-5	- -	- -	- -	mg/kg	1.3 U	0.26 U	0.26 U	0.27 U	1 U
Aroclor 1242	53469-21-9	- -	- -	- -	mg/kg	1.3 U	0.26 U	0.26 U	0.27 U	1 U
Aroclor 1248	12672-29-6	- -	- -	- -	mg/kg	1.3 U	0.26 U	0.26 U	0.27 U	1 U
Aroclor 1254	11097-69-1	- -	- -	- -	mg/kg	1.3 U	0.26 U	0.26 U	0.27 U	1 U
Aroclor 1260	11096-82-5	- -	- -	- -	mg/kg	8.9 J	3.5 J	0.26 U	0.27 U	22
Total PCBs		1	25	3.2	mg/kg	**8.9 J**	**3.5 J**	0.26 U	0.27 U	**22**

Table 3-2
2018 Sub-Slab Soil Analytical Data
RCRA Facility Investigation Work Plan for Sub-Slab Soils Area of Concern
Buffalo Service Shop
Tonawanda, New York

ARCADIS Design & Consultancy for natural and built assets

Location ID: Sample Depth(ft): Date Collected: Sample Name:	CAS Number	NYSDEC TABLE 375-6: COMMERCIAL USE SCO	NYSDEC TABLE 375-6: INDUSTRIAL USE SCO	NYSDEC TABLE 375-6: PROTECTION OF GW SCO	Units	SB-4 1 - 2 02/28/18 SB-4 (1-2)_20180228	SB-4 2 - 4 02/28/18 SB-4 (2-4)_20180228	SB-4 6 - 8 02/28/18 SB-4 (6-8)_20180228	SB-5 0 - 1 02/28/18 SB-5 (0-1)_20180228	SB-5 1 - 2 02/28/18 SB-5 (1-2)_20180228
Volatile Organics										
1,1,1-Trichloroethane	71-55-6	500	1,000	0.68	mg/kg	NA	NA	0.0037 U [0.0053 U]	NA	NA
1,1,2,2-Tetrachloroethane	79-34-5	- -	- -	- -	mg/kg	NA	NA	0.0037 U [0.0053 U]	NA	NA
1,1,2-trichloro-1,2,2-trifluoroethane	76-13-1	- -	- -	- -	mg/kg	NA	NA	0.0037 U [0.0053 U]	NA	NA
1,1,2-Trichloroethane	79-00-5	- -	- -	- -	mg/kg	NA	NA	0.0037 U [0.0053 U]	NA	NA
1,1-Dichloroethane	75-34-3	240	480	0.27	mg/kg	NA	NA	0.0037 U [0.0053 U]	NA	NA
1,1-Dichloroethene	75-35-4	500	1,000	0.33	mg/kg	NA	NA	0.0037 U [0.0053 U]	NA	NA
1,2,4-Trichlorobenzene	120-82-1	- -	- -	- -	mg/kg	NA	NA	0.0037 U [0.0053 U]	NA	NA
1,2-Dibromo-3-chloropropane	96-12-8	- -	- -	- -	mg/kg	NA	NA	0.0037 U [0.0053 U]	NA	NA
1,2-Dibromoethane	106-93-4	- -	- -	- -	mg/kg	NA	NA	0.0037 U [0.0053 U]	NA	NA
1,2-Dichlorobenzene	95-50-1	500	1,000	1.1	mg/kg	NA	NA	0.0037 U [0.0053 U]	NA	NA
1,2-Dichloroethane	107-06-2	30	60	0.02	mg/kg	NA	NA	0.0037 U [0.0053 U]	NA	NA
1,2-Dichloropropane	78-87-5	- -	- -	- -	mg/kg	NA	NA	0.0037 U [0.0053 U]	NA	NA
1,3-Dichlorobenzene	541-73-1	280	560	2.4	mg/kg	NA	NA	0.0037 U [0.0053 U]	NA	NA
1,4-Dichlorobenzene	106-46-7	130	250	1.8	mg/kg	NA	NA	0.0037 U [0.0053 U]	NA	NA
2-Butanone (MEK)	78-93-3	500	1,000	0.12	mg/kg	NA	NA	0.019 U [0.027 U]	NA	NA
4-Methyl-2-Pentanone	108-10-1	- -	- -	- -	mg/kg	NA	NA	0.019 U [0.027 U]	NA	NA
Acetone	67-64-1	500	1,000	0.05	mg/kg	NA	NA	0.0083 J [0.038]	NA	NA
Benzene	71-43-2	44	89	0.06	mg/kg	NA	NA	0.0037 U [0.0053 U]	NA	NA
Bromodichloromethane	75-27-4	- -	- -	- -	mg/kg	NA	NA	0.0037 U [0.0053 U]	NA	NA
Bromoform	75-25-2	- -	- -	- -	mg/kg	NA	NA	0.0037 U [0.0053 U]	NA	NA
Bromomethane	74-83-9	- -	- -	- -	mg/kg	NA	NA	0.0037 U [0.0053 U]	NA	NA
Carbon Disulfide	75-15-0	- -	- -	- -	mg/kg	NA	NA	0.0037 U [0.0053 U]	NA	NA
Carbon Tetrachloride	56-23-5	22	44	0.76	mg/kg	NA	NA	0.0037 U [0.0053 U]	NA	NA
CFC-11	75-69-4	- -	- -	- -	mg/kg	NA	NA	0.0037 U [0.0053 U]	NA	NA
CFC-12	75-71-8	- -	- -	- -	mg/kg	NA	NA	0.0037 U [0.0053 U]	NA	NA
Chlorobenzene	108-90-7	500	1,000	1.1	mg/kg	NA	NA	0.0037 U [0.0053 U]	NA	NA
Chlorodibromomethane	124-48-1	- -	- -	- -	mg/kg	NA	NA	0.0037 U [0.0053 U]	NA	NA
Chloroethane	75-00-3	- -	- -	- -	mg/kg	NA	NA	0.0037 U [0.0053 U]	NA	NA
Chloroform	67-66-3	350	700	0.37	mg/kg	NA	NA	0.0037 U [0.0053 U]	NA	NA
Chloromethane	74-87-3	- -	- -	- -	mg/kg	NA	NA	0.0037 U [0.0053 U]	NA	NA
cis-1,2-Dichloroethene	156-59-2	500	1,000	0.25	mg/kg	NA	NA	0.0037 U [0.0053 U]	NA	NA
cis-1,3-Dichloropropene	10061-01-5	- -	- -	- -	mg/kg	NA	NA	0.0037 U [0.0053 U]	NA	NA
Cyclohexane	110-82-7	- -	- -	- -	mg/kg	NA	NA	0.0037 U [0.0053 U]	NA	NA
Dichloromethane	75-09-2	500	1,000	0.05	mg/kg	NA	NA	0.0025 J [0.0025 J]	NA	NA
Ethylbenzene	100-41-4	390	780	1	mg/kg	NA	NA	0.0037 U [0.0053 U]	NA	NA
Isopropylbenzene	98-82-8	- -	- -	- -	mg/kg	NA	NA	0.0037 U [0.0053 U]	NA	NA
Methyl Acetate	79-20-9	- -	- -	- -	mg/kg	NA	NA	0.019 U [0.027 U]	NA	NA
Methyl N-Butyl Ketone (2-Hexanone)	591-78-6	- -	- -	- -	mg/kg	NA	NA	0.019 U [0.027 U]	NA	NA
Methylcyclohexane	108-87-2	- -	- -	- -	mg/kg	NA	NA	0.0037 U [0.0053 U]	NA	NA
Methyl-tert-butylether	1634-04-4	500	1,000	0.93	mg/kg	NA	NA	0.0037 U [0.0053 U]	NA	NA
Styrene (Monomer)	100-42-5	- -	- -	- -	mg/kg	NA	NA	0.0037 U [0.0053 U]	NA	NA
Tetrachloroethene	127-18-4	150	300	1.3	mg/kg	NA	NA	0.0037 U [0.0053 U]	NA	NA
Toluene	108-88-3	500	1,000	0.7	mg/kg	NA	NA	0.0037 U [0.0053 U]	NA	NA
Total Xylenes	1330-20-7	500	1,000	1.6	mg/kg	NA	NA	0.0075 U [0.011 U]	NA	NA
trans-1,2-Dichloroethene	156-60-5	500	1,000	0.19	mg/kg	NA	NA	0.0037 U [0.0053 U]	NA	NA
trans-1,3-Dichloropropene	10061-02-6	- -	- -	- -	mg/kg	NA	NA	0.0037 U [0.0053 U]	NA	NA
Trichloroethene	79-01-6	200	400	0.47	mg/kg	NA	NA	0.0037 U [0.0053 U]	NA	NA
Vinyl chloride	75-01-4	13	27	0.02	mg/kg	NA	NA	0.0037 U [0.0053 U]	NA	NA
PCBs										
Aroclor 1016	12674-11-2	- -	- -	- -	mg/kg	0.52 U	0.26 U	0.22 U [0.22 U]	1.2 U	0.2 U
Aroclor 1221	11104-28-2	- -	- -	- -	mg/kg	0.52 U	0.26 U	0.22 U [0.22 U]	1.2 U	0.2 U
Aroclor 1232	11141-16-5	- -	- -	- -	mg/kg	0.52 U	0.26 U	0.22 U [0.22 U]	1.2 U	0.2 U
Aroclor 1242	53469-21-9	- -	- -	- -	mg/kg	0.52 U	0.26 U	0.22 U [0.22 U]	1.2 U	0.2 U
Aroclor 1248	12672-29-6	- -	- -	- -	mg/kg	0.52 U	0.26 U	0.22 U [0.22 U]	1.2 U	0.2 U
Aroclor 1254	11097-69-1	- -	- -	- -	mg/kg	0.52 U	0.26 U	0.22 U [0.22 U]	1.2 U	0.2 U
Aroclor 1260	11096-82-5	- -	- -	- -	mg/kg	4.3	0.83 J	0.22 U [0.22 U]	13	0.62 J
Total PCBs		1	25	3.2	mg/kg	**4.3**	0.83 J	0.22 U [0.22 U]	**13**	0.62 J

Table 3-2
2018 Sub-Slab Soil Analytical Data
RCRA Facility Investigation Work Plan for Sub-Slab Soils Area of Concern
Buffalo Service Shop
Tonawanda, New York

ARCADIS Design & Consultancy for natural and built assets

Location ID: Sample Depth(ft): Date Collected: Sample Name:	CAS Number	NYSDEC TABLE 375-6: COMMERCIAL USE SCO	NYSDEC TABLE 375-6: INDUSTRIAL USE SCO	NYSDEC TABLE 375-6: PROTECTION OF GW SCO	Units	SB-5 6 - 8 02/28/18 SB-5 (6-8)_20180228	SB-6 0 - 1 03/01/18 SB-6 (0-1)_20180301	SB-6 1 - 2 03/01/18 SB-6 (1-2)_20180301	SB-6 6 - 8 03/01/18 SB-6 (6-8)_20180301	SB-7 0 - 1 03/05/18 SB-7 (0-1)_20180305
Volatile Organics										
1,1,1-Trichloroethane	71-55-6	500	1,000	0.68	mg/kg	0.0037 U	NA	NA	0.0041 U	0.0043 U
1,1,2,2-Tetrachloroethane	79-34-5	- -	- -	- -	mg/kg	0.0037 U	NA	NA	0.0041 U	0.0043 U
1,1,2-trichloro-1,2,2-trifluoroethane	76-13-1	- -	- -	- -	mg/kg	0.0037 U	NA	NA	0.0041 U	0.0043 U
1,1,2-Trichloroethane	79-00-5	- -	- -	- -	mg/kg	0.0037 U	NA	NA	0.0041 U	0.0043 U
1,1-Dichloroethane	75-34-3	240	480	0.27	mg/kg	0.0037 U	NA	NA	0.0041 U	0.0043 U
1,1-Dichloroethene	75-35-4	500	1,000	0.33	mg/kg	0.0037 U	NA	NA	0.0041 U	0.0043 U
1,2,4-Trichlorobenzene	120-82-1	- -	- -	- -	mg/kg	0.0037 U	NA	NA	0.0041 U	0.00033 J
1,2-Dibromo-3-chloropropane	96-12-8	- -	- -	- -	mg/kg	0.0037 U	NA	NA	0.0041 U	0.0043 U
1,2-Dibromoethane	106-93-4	- -	- -	- -	mg/kg	0.0037 U	NA	NA	0.0041 U	0.0043 U
1,2-Dichlorobenzene	95-50-1	500	1,000	1.1	mg/kg	0.0037 U	NA	NA	0.0041 U	0.0043 U
1,2-Dichloroethane	107-06-2	30	60	0.02	mg/kg	0.0037 U	NA	NA	0.0041 U	0.0043 U
1,2-Dichloropropane	78-87-5	- -	- -	- -	mg/kg	0.0037 U	NA	NA	0.0041 U	0.0043 U
1,3-Dichlorobenzene	541-73-1	280	560	2.4	mg/kg	0.0037 U	NA	NA	0.0041 U	0.0043 U
1,4-Dichlorobenzene	106-46-7	130	250	1.8	mg/kg	0.0037 U	NA	NA	0.0041 U	0.0043 U
2-Butanone (MEK)	78-93-3	500	1,000	0.12	mg/kg	0.019 U	NA	NA	0.02 U	0.022 U
4-Methyl-2-Pentanone	108-10-1	- -	- -	- -	mg/kg	0.019 U	NA	NA	0.02 U	0.022 U
Acetone	67-64-1	500	1,000	0.05	mg/kg	0.018 J	NA	NA	0.02 U	0.022 UB
Benzene	71-43-2	44	89	0.06	mg/kg	0.0037 U	NA	NA	0.0041 U	0.0043 U
Bromodichloromethane	75-27-4	- -	- -	- -	mg/kg	0.0037 U	NA	NA	0.0041 U	0.0043 U
Bromoform	75-25-2	- -	- -	- -	mg/kg	0.0037 U	NA	NA	0.0041 U	0.0043 U
Bromomethane	74-83-9	- -	- -	- -	mg/kg	0.0037 U	NA	NA	0.0041 U	0.0043 U
Carbon Disulfide	75-15-0	- -	- -	- -	mg/kg	0.0037 U	NA	NA	0.0041 U	0.0043 U
Carbon Tetrachloride	56-23-5	22	44	0.76	mg/kg	0.0037 U	NA	NA	0.0041 U	0.0043 U
CFC-11	75-69-4	- -	- -	- -	mg/kg	0.0037 U	NA	NA	0.0041 U	0.0043 U
CFC-12	75-71-8	- -	- -	- -	mg/kg	0.0037 U	NA	NA	0.0041 U	0.0043 U
Chlorobenzene	108-90-7	500	1,000	1.1	mg/kg	0.0037 U	NA	NA	0.0041 U	0.0043 U
Chlorodibromomethane	124-48-1	- -	- -	- -	mg/kg	0.0037 U	NA	NA	0.0041 U	0.0043 U
Chloroethane	75-00-3	- -	- -	- -	mg/kg	0.0037 U	NA	NA	0.0041 U	0.0043 UJ
Chloroform	67-66-3	350	700	0.37	mg/kg	0.0037 U	NA	NA	0.0041 U	0.0043 U
Chloromethane	74-87-3	- -	- -	- -	mg/kg	0.0037 U	NA	NA	0.0041 U	0.0043 UJ
cis-1,2-Dichloroethene	156-59-2	500	1,000	0.25	mg/kg	0.0037 U	NA	NA	0.0041 U	0.0043 U
cis-1,3-Dichloropropene	10061-01-5	- -	- -	- -	mg/kg	0.0037 U	NA	NA	0.0041 U	0.0043 U
Cyclohexane	110-82-7	- -	- -	- -	mg/kg	0.0037 U	NA	NA	0.0041 U	0.0043 U
Dichloromethane	75-09-2	500	1,000	0.05	mg/kg	0.0024 J	NA	NA	0.0041 U	0.0043 U
Ethylbenzene	100-41-4	390	780	1	mg/kg	0.0037 U	NA	NA	0.0041 U	0.0043 U
Isopropylbenzene	98-82-8	- -	- -	- -	mg/kg	0.0037 U	NA	NA	0.0041 U	0.0043 U
Methyl Acetate	79-20-9	- -	- -	- -	mg/kg	0.019 U	NA	NA	0.02 U	0.022 U
Methyl N-Butyl Ketone (2-Hexanone)	591-78-6	- -	- -	- -	mg/kg	0.019 U	NA	NA	0.02 U	0.022 U
Methylcyclohexane	108-87-2	- -	- -	- -	mg/kg	0.0037 U	NA	NA	0.0041 U	0.0043 U
Methyl-tert-butylether	1634-04-4	500	1,000	0.93	mg/kg	0.0037 U	NA	NA	0.0041 U	0.0043 U
Styrene (Monomer)	100-42-5	- -	- -	- -	mg/kg	0.0037 U	NA	NA	0.0041 U	0.0043 U
Tetrachloroethene	127-18-4	150	300	1.3	mg/kg	0.0037 U	NA	NA	0.0041 U	0.0043 U
Toluene	108-88-3	500	1,000	0.7	mg/kg	0.0037 U	NA	NA	0.0041 U	0.0043 U
Total Xylenes	1330-20-7	500	1,000	1.6	mg/kg	0.0074 U	NA	NA	0.0081 U	0.0086 U
trans-1,2-Dichloroethene	156-60-5	500	1,000	0.19	mg/kg	0.0037 U	NA	NA	0.0041 U	0.0043 U
trans-1,3-Dichloropropene	10061-02-6	- -	- -	- -	mg/kg	0.0037 U	NA	NA	0.0041 U	0.0043 U
Trichloroethene	79-01-6	200	400	0.47	mg/kg	0.0037 U	NA	NA	0.0041 U	0.0043 U
Vinyl chloride	75-01-4	13	27	0.02	mg/kg	0.0037 U	NA	NA	0.0041 U	0.0043 UJ
PCBs										
Aroclor 1016	12674-11-2	- -	- -	- -	mg/kg	0.27 U	0.23 U	0.24 U	0.23 U	0.53 U
Aroclor 1221	11104-28-2	- -	- -	- -	mg/kg	0.27 U	0.23 U	0.24 U	0.23 U	0.53 U
Aroclor 1232	11141-16-5	- -	- -	- -	mg/kg	0.27 U	0.23 U	0.24 U	0.23 U	0.53 U
Aroclor 1242	53469-21-9	- -	- -	- -	mg/kg	0.27 U	0.23 U	0.24 U	0.23 U	0.53 U
Aroclor 1248	12672-29-6	- -	- -	- -	mg/kg	0.27 U	0.23 U	0.24 U	0.23 U	0.53 U
Aroclor 1254	11097-69-1	- -	- -	- -	mg/kg	0.27 U	0.23 UJ	0.24 UJ	0.23 UJ	0.53 U
Aroclor 1260	11096-82-5	- -	- -	- -	mg/kg	0.27 U	1.7 J	0.75 J	0.23 U	3.9 J
Total PCBs		1	25	3.2	mg/kg	0.27 U	**1.7 J**	0.75 J	0.23 U	**3.9 J**

Table 3-2
2018 Sub-Slab Soil Analytical Data
RCRA Facility Investigation Work Plan for Sub-Slab Soils Area of Concern
Buffalo Service Shop
Tonawanda, New York

ARCADIS Design & Consultancy for natural and built assets

Location ID: Sample Depth(ft): Date Collected: Sample Name:	CAS Number	NYSDEC TABLE 375-6: COMMERCIAL USE SCO	NYSDEC TABLE 375-6: INDUSTRIAL USE SCO	NYSDEC TABLE 375-6: PROTECTION OF GW SCO	Units	SB-7 1 - 2 03/05/18 SB-7 (1-2)_20180305	SB-7 2 - 4 03/05/18 SB-7 (2-4)_20180305	SB-7 4 - 6 03/05/18 SB-7 (4-6)_20180305	SB-7 6 - 8 03/05/18 SB-7 (6-8)_20180305	SB-7 8 - 10 03/05/18 SB-7 (8-10)_20180305
Volatile Organics										
1,1,1-Trichloroethane	71-55-6	500	1,000	0.68	mg/kg	0.0037 U	0.0039 U	0.0039 U	0.0036 U	NA
1,1,2,2-Tetrachloroethane	79-34-5	- -	- -	- -	mg/kg	0.0037 U	0.0039 U	0.0039 U	0.0036 U	NA
1,1,2-trichloro-1,2,2-trifluoroethane	76-13-1	- -	- -	- -	mg/kg	0.0037 U	0.0039 U	0.0039 U	0.0036 U	NA
1,1,2-Trichloroethane	79-00-5	- -	- -	- -	mg/kg	0.0037 U	0.0039 U	0.0039 U	0.0036 U	NA
1,1-Dichloroethane	75-34-3	240	480	0.27	mg/kg	0.0037 U	0.0039 U	0.0039 U	0.0036 U	NA
1,1-Dichloroethene	75-35-4	500	1,000	0.33	mg/kg	0.0037 U	0.0039 U	0.0039 U	0.0036 U	NA
1,2,4-Trichlorobenzene	120-82-1	- -	- -	- -	mg/kg	0.0037 U	0.00049 J	0.00042 J	0.0036 U	NA
1,2-Dibromo-3-chloropropane	96-12-8	- -	- -	- -	mg/kg	0.0037 U	0.0039 U	0.0039 U	0.0036 U	NA
1,2-Dibromoethane	106-93-4	- -	- -	- -	mg/kg	0.0037 U	0.0039 U	0.0039 U	0.0036 U	NA
1,2-Dichlorobenzene	95-50-1	500	1,000	1.1	mg/kg	0.0037 U	0.0039 U	0.0039 U	0.0036 U	NA
1,2-Dichloroethane	107-06-2	30	60	0.02	mg/kg	0.0037 U	0.0039 U	0.0039 U	0.0036 U	NA
1,2-Dichloropropane	78-87-5	- -	- -	- -	mg/kg	0.0037 U	0.0039 U	0.0039 U	0.0036 U	NA
1,3-Dichlorobenzene	541-73-1	280	560	2.4	mg/kg	0.0037 U	0.00055 J	0.0099	0.0016 J	NA
1,4-Dichlorobenzene	106-46-7	130	250	1.8	mg/kg	0.0037 U	0.00066 J	0.003 J	0.00083 J	NA
2-Butanone (MEK)	78-93-3	500	1,000	0.12	mg/kg	0.019 U	0.02 U	0.02 U	0.018 U	NA
4-Methyl-2-Pentanone	108-10-1	- -	- -	- -	mg/kg	0.019 U	0.02 U	0.02 U	0.018 U	NA
Acetone	67-64-1	500	1,000	0.05	mg/kg	0.023 UB	0.02 UB	0.02 UB	0.018 UB	NA
Benzene	71-43-2	44	89	0.06	mg/kg	0.0037 U	0.0039 U	0.0039 U	0.0036 U	NA
Bromodichloromethane	75-27-4	- -	- -	- -	mg/kg	0.0037 U	0.0039 U	0.0039 U	0.0036 U	NA
Bromoform	75-25-2	- -	- -	- -	mg/kg	0.0037 U	0.0039 U	0.0039 U	0.0036 U	NA
Bromomethane	74-83-9	- -	- -	- -	mg/kg	0.0037 U	0.0039 U	0.0039 U	0.0036 U	NA
Carbon Disulfide	75-15-0	- -	- -	- -	mg/kg	0.0037 U	0.0039 U	0.0039 U	0.0036 U	NA
Carbon Tetrachloride	56-23-5	22	44	0.76	mg/kg	0.0037 U	0.0039 U	0.0039 U	0.0036 U	NA
CFC-11	75-69-4	- -	- -	- -	mg/kg	0.0037 U	0.0039 U	0.0039 U	0.0036 U	NA
CFC-12	75-71-8	- -	- -	- -	mg/kg	0.0037 U	0.0039 U	0.0039 U	0.0036 U	NA
Chlorobenzene	108-90-7	500	1,000	1.1	mg/kg	0.0037 U	0.0039 U	0.0039 U	0.0036 U	NA
Chlorodibromomethane	124-48-1	- -	- -	- -	mg/kg	0.0037 U	0.0039 U	0.0039 U	0.0036 U	NA
Chloroethane	75-00-3	- -	- -	- -	mg/kg	0.0037 U	0.0039 U	0.0039 U	0.0036 U	NA
Chloroform	67-66-3	350	700	0.37	mg/kg	0.0037 U	0.0039 U	0.0039 U	0.0036 U	NA
Chloromethane	74-87-3	- -	- -	- -	mg/kg	0.0037 U	0.0039 U	0.0039 U	0.0036 U	NA
cis-1,2-Dichloroethene	156-59-2	500	1,000	0.25	mg/kg	0.0037 U	0.0039 U	0.0039 U	0.0036 U	NA
cis-1,3-Dichloropropene	10061-01-5	- -	- -	- -	mg/kg	0.0037 U	0.0039 U	0.0039 U	0.0036 U	NA
Cyclohexane	110-82-7	- -	- -	- -	mg/kg	0.0037 U	0.0039 U	0.0039 U	0.0036 U	NA
Dichloromethane	75-09-2	500	1,000	0.05	mg/kg	0.0037 U	0.0039 U	0.0039 U	0.0036 U	NA
Ethylbenzene	100-41-4	390	780	1	mg/kg	0.0037 U	0.0039 U	0.0039 U	0.0036 U	NA
Isopropylbenzene	98-82-8	- -	- -	- -	mg/kg	0.0037 U	0.0039 U	0.0039 U	0.0036 U	NA
Methyl Acetate	79-20-9	- -	- -	- -	mg/kg	0.019 U	0.02 U	0.02 U	0.018 U	NA
Methyl N-Butyl Ketone (2-Hexanone)	591-78-6	- -	- -	- -	mg/kg	0.019 U	0.02 U	0.02 U	0.018 U	NA
Methylcyclohexane	108-87-2	- -	- -	- -	mg/kg	0.0037 U	0.0039 U	0.0039 U	0.0036 U	NA
Methyl-tert-butylether	1634-04-4	500	1,000	0.93	mg/kg	0.0037 U	0.0039 U	0.0039 U	0.0036 U	NA
Styrene (Monomer)	100-42-5	- -	- -	- -	mg/kg	0.0037 U	0.0039 U	0.0039 U	0.0036 U	NA
Tetrachloroethene	127-18-4	150	300	1.3	mg/kg	0.0037 U	0.0039 U	0.0039 U	0.0036 U	NA
Toluene	108-88-3	500	1,000	0.7	mg/kg	0.0037 U	0.0039 U	0.0039 U	0.0036 U	NA
Total Xylenes	1330-20-7	500	1,000	1.6	mg/kg	0.0075 U	0.0079 U	0.0079 U	0.0073 U	NA
trans-1,2-Dichloroethene	156-60-5	500	1,000	0.19	mg/kg	0.0037 U	0.0039 U	0.0039 U	0.0036 U	NA
trans-1,3-Dichloropropene	10061-02-6	- -	- -	- -	mg/kg	0.0037 U	0.0039 U	0.0039 U	0.0036 U	NA
Trichloroethene	79-01-6	200	400	0.47	mg/kg	0.0037 U	0.0039 U	0.0039 U	0.0036 U	NA
Vinyl chloride	75-01-4	13	27	0.02	mg/kg	0.0037 U	0.0039 U	0.0039 U	0.0036 U	NA
PCBs										
Aroclor 1016	12674-11-2	- -	- -	- -	mg/kg	0.29 U	0.25 U	0.25 U	0.27 U	0.21 U
Aroclor 1221	11104-28-2	- -	- -	- -	mg/kg	0.29 U	0.25 U	0.25 U	0.27 U	0.21 U
Aroclor 1232	11141-16-5	- -	- -	- -	mg/kg	0.29 U	0.25 U	0.25 U	0.27 U	0.21 U
Aroclor 1242	53469-21-9	- -	- -	- -	mg/kg	0.29 U	0.25 U	0.25 U	0.27 U	0.21 U
Aroclor 1248	12672-29-6	- -	- -	- -	mg/kg	0.29 U	0.25 U	0.25 U	0.27 U	0.21 U
Aroclor 1254	11097-69-1	- -	- -	- -	mg/kg	0.29 U	0.25 U	0.25 U	0.27 U	0.21 U
Aroclor 1260	11096-82-5	- -	- -	- -	mg/kg	0.65	0.25 U	0.25 U	0.27 U	0.21 U
Total PCBs		1	25	3.2	mg/kg	0.65	0.25 U	0.25 U	0.27 U	0.21 U

Table 3-2
2018 Sub-Slab Soil Analytical Data
RCRA Facility Investigation Work Plan for Sub-Slab Soils Area of Concern
Buffalo Service Shop
Tonawanda, New York

ARCADIS Design & Consultancy for natural and built assets

Location ID: Sample Depth(ft): Date Collected: Sample Name:	CAS Number	NYSDEC TABLE 375-6: COMMERCIAL USE SCO	NYSDEC TABLE 375-6: INDUSTRIAL USE SCO	NYSDEC TABLE 375-6: PROTECTION OF GW SCO	Units	SB-7 10 - 12 03/05/18 SB-7 (10-12)_20180305	SB-8 0 - 1 03/05/18 SB-8 (0-1)_20180305	SB-8 1 - 2 03/05/18 SB-8 (1-2)_20180305	SB-8 2 - 4 03/05/18 SB-8 (2-4)_20180305	SB-8 4 - 6 03/05/18 SB-8 (4-6)_20180305
Volatile Organics										
1,1,1-Trichloroethane	71-55-6	500	1,000	0.68	mg/kg	NA	0.005 U	0.0035 U	NA	NA
1,1,2,2-Tetrachloroethane	79-34-5	- -	- -	- -	mg/kg	NA	0.005 U	0.0035 U	NA	NA
1,1,2-trichloro-1,2,2-trifluoroethane	76-13-1	- -	- -	- -	mg/kg	NA	0.005 U	0.0035 U	NA	NA
1,1,2-Trichloroethane	79-00-5	- -	- -	- -	mg/kg	NA	0.005 U	0.0035 U	NA	NA
1,1-Dichloroethane	75-34-3	240	480	0.27	mg/kg	NA	0.005 U	0.0035 U	NA	NA
1,1-Dichloroethene	75-35-4	500	1,000	0.33	mg/kg	NA	0.005 U	0.0035 U	NA	NA
1,2,4-Trichlorobenzene	120-82-1	- -	- -	- -	mg/kg	NA	0.098	0.032	NA	NA
1,2-Dibromo-3-chloropropane	96-12-8	- -	- -	- -	mg/kg	NA	0.005 U	0.0035 U	NA	NA
1,2-Dibromoethane	106-93-4	- -	- -	- -	mg/kg	NA	0.005 U	0.0035 U	NA	NA
1,2-Dichlorobenzene	95-50-1	500	1,000	1.1	mg/kg	NA	0.005 U	0.0035 U	NA	NA
1,2-Dichloroethane	107-06-2	30	60	0.02	mg/kg	NA	0.005 U	0.0035 U	NA	NA
1,2-Dichloropropane	78-87-5	- -	- -	- -	mg/kg	NA	0.005 U	0.0035 U	NA	NA
1,3-Dichlorobenzene	541-73-1	280	560	2.4	mg/kg	NA	0.0021 J	0.00093 J	NA	NA
1,4-Dichlorobenzene	106-46-7	130	250	1.8	mg/kg	NA	0.00093 J	0.0035 U	NA	NA
2-Butanone (MEK)	78-93-3	500	1,000	0.12	mg/kg	NA	0.025 U	0.017 U	NA	NA
4-Methyl-2-Pentanone	108-10-1	- -	- -	- -	mg/kg	NA	0.025 U	0.017 U	NA	NA
Acetone	67-64-1	500	1,000	0.05	mg/kg	NA	**0.055**	0.033 UB	NA	NA
Benzene	71-43-2	44	89	0.06	mg/kg	NA	0.005 U	0.0035 U	NA	NA
Bromodichloromethane	75-27-4	- -	- -	- -	mg/kg	NA	0.005 U	0.0035 U	NA	NA
Bromoform	75-25-2	- -	- -	- -	mg/kg	NA	0.005 U	0.0035 U	NA	NA
Bromomethane	74-83-9	- -	- -	- -	mg/kg	NA	0.005 U	0.0035 U	NA	NA
Carbon Disulfide	75-15-0	- -	- -	- -	mg/kg	NA	0.005 U	0.0035 U	NA	NA
Carbon Tetrachloride	56-23-5	22	44	0.76	mg/kg	NA	0.005 U	0.0035 U	NA	NA
CFC-11	75-69-4	- -	- -	- -	mg/kg	NA	0.005 U	0.0035 U	NA	NA
CFC-12	75-71-8	- -	- -	- -	mg/kg	NA	0.005 U	0.0035 U	NA	NA
Chlorobenzene	108-90-7	500	1,000	1.1	mg/kg	NA	0.005 U	0.0035 U	NA	NA
Chlorodibromomethane	124-48-1	- -	- -	- -	mg/kg	NA	0.005 U	0.0035 U	NA	NA
Chloroethane	75-00-3	- -	- -	- -	mg/kg	NA	0.005 U	0.0035 U	NA	NA
Chloroform	67-66-3	350	700	0.37	mg/kg	NA	0.005 U	0.0035 U	NA	NA
Chloromethane	74-87-3	- -	- -	- -	mg/kg	NA	0.005 U	0.0035 U	NA	NA
cis-1,2-Dichloroethene	156-59-2	500	1,000	0.25	mg/kg	NA	0.005 U	0.0035 U	NA	NA
cis-1,3-Dichloropropene	10061-01-5	- -	- -	- -	mg/kg	NA	0.005 U	0.0035 U	NA	NA
Cyclohexane	110-82-7	- -	- -	- -	mg/kg	NA	0.005 U	0.0035 U	NA	NA
Dichloromethane	75-09-2	500	1,000	0.05	mg/kg	NA	0.005 U	0.0035 U	NA	NA
Ethylbenzene	100-41-4	390	780	1	mg/kg	NA	0.005 U	0.0035 U	NA	NA
Isopropylbenzene	98-82-8	- -	- -	- -	mg/kg	NA	0.005 U	0.0035 U	NA	NA
Methyl Acetate	79-20-9	- -	- -	- -	mg/kg	NA	0.025 U	0.017 U	NA	NA
Methyl N-Butyl Ketone (2-Hexanone)	591-78-6	- -	- -	- -	mg/kg	NA	0.025 U	0.017 U	NA	NA
Methylcyclohexane	108-87-2	- -	- -	- -	mg/kg	NA	0.0021 J	0.0014 J	NA	NA
Methyl-tert-butylether	1634-04-4	500	1,000	0.93	mg/kg	NA	0.005 U	0.0035 U	NA	NA
Styrene (Monomer)	100-42-5	- -	- -	- -	mg/kg	NA	0.005 U	0.0035 U	NA	NA
Tetrachloroethene	127-18-4	150	300	1.3	mg/kg	NA	0.005 U	0.0035 U	NA	NA
Toluene	108-88-3	500	1,000	0.7	mg/kg	NA	0.00042 J	0.0035 U	NA	NA
Total Xylenes	1330-20-7	500	1,000	1.6	mg/kg	NA	0.01 U	0.0069 U	NA	NA
trans-1,2-Dichloroethene	156-60-5	500	1,000	0.19	mg/kg	NA	0.005 U	0.0035 U	NA	NA
trans-1,3-Dichloropropene	10061-02-6	- -	- -	- -	mg/kg	NA	0.005 U	0.0035 U	NA	NA
Trichloroethene	79-01-6	200	400	0.47	mg/kg	NA	0.005 U	0.0035 U	NA	NA
Vinyl chloride	75-01-4	13	27	0.02	mg/kg	NA	0.005 U	0.0035 U	NA	NA
PCBs										
Aroclor 1016	12674-11-2	- -	- -	- -	mg/kg	0.28 U	4.6 U	1.4 U	1.3 U	0.24 U
Aroclor 1221	11104-28-2	- -	- -	- -	mg/kg	0.28 U	4.6 U	1.4 U	1.3 U	0.24 U
Aroclor 1232	11141-16-5	- -	- -	- -	mg/kg	0.28 U	4.6 U	1.4 U	1.3 U	0.24 U
Aroclor 1242	53469-21-9	- -	- -	- -	mg/kg	0.28 U	4.6 U	1.4 U	1.3 U	0.24 U
Aroclor 1248	12672-29-6	- -	- -	- -	mg/kg	0.28 U	4.6 U	1.4 U	1.3 U	0.24 U
Aroclor 1254	11097-69-1	- -	- -	- -	mg/kg	0.28 U	4.6 U	1.4 U	1.3 U	0.24 U
Aroclor 1260	11096-82-5	- -	- -	- -	mg/kg	0.28 U	26 J	7.9	9.1 J	0.32 J
Total PCBs		1	25	3.2	mg/kg	0.28 U	**26 J**	**7.9**	**9.1 J**	0.32 J

Table 3-2
2018 Sub-Slab Soil Analytical Data
RCRA Facility Investigation Work Plan for Sub-Slab Soils Area of Concern
Buffalo Service Shop
Tonawanda, New York

ARCADIS Design & Consultancy for natural and built assets

Location ID: Sample Depth(ft): Date Collected: Sample Name:	CAS Number	NYSDEC TABLE 375-6: COMMERCIAL USE SCO	NYSDEC TABLE 375-6: INDUSTRIAL USE SCO	NYSDEC TABLE 375-6: PROTECTION OF GW SCO	Units	SB-8 6 - 8 03/05/18 SB-8 (6-8)_20180305	SB-8 8 - 10 03/05/18 SB-8 (8-10)_20180305	SB-8 10 - 12 03/05/18 SB-8 (10-12)_20180305	SB-9 0 - 1 03/12/18 SB-9 (0-1)_20180312	SB-9 1 - 2 03/12/18 SB-9 (1-2)_20180312
Volatile Organics										
1,1,1-Trichloroethane	71-55-6	500	1,000	0.68	mg/kg	0.0041 U [0.0037 U]	NA	NA	0.0043 U	0.004 U
1,1,2,2-Tetrachloroethane	79-34-5	- -	- -	- -	mg/kg	0.0041 U [0.0037 U]	NA	NA	0.0043 U	0.004 U
1,1,2-trichloro-1,2,2-trifluoroethane	76-13-1	- -	- -	- -	mg/kg	0.0041 U [0.0037 U]	NA	NA	0.0043 U	0.004 U
1,1,2-Trichloroethane	79-00-5	- -	- -	- -	mg/kg	0.0041 U [0.0037 U]	NA	NA	0.0043 U	0.004 U
1,1-Dichloroethane	75-34-3	240	480	0.27	mg/kg	0.0041 U [0.0037 U]	NA	NA	0.0043 U	0.004 U
1,1-Dichloroethene	75-35-4	500	1,000	0.33	mg/kg	0.0041 U [0.0037 U]	NA	NA	0.0043 U	0.004 U
1,2,4-Trichlorobenzene	120-82-1	- -	- -	- -	mg/kg	0.0014 J [0.0014 J]	NA	NA	0.0043 U	0.004 U
1,2-Dibromo-3-chloropropane	96-12-8	- -	- -	- -	mg/kg	0.0041 U [0.0037 U]	NA	NA	0.0043 U	0.004 U
1,2-Dibromoethane	106-93-4	- -	- -	- -	mg/kg	0.0041 U [0.0037 U]	NA	NA	0.0043 U	0.004 U
1,2-Dichlorobenzene	95-50-1	500	1,000	1.1	mg/kg	0.0041 U [0.0037 U]	NA	NA	0.0043 U	0.004 U
1,2-Dichloroethane	107-06-2	30	60	0.02	mg/kg	0.0041 U [0.0037 U]	NA	NA	0.0043 U	0.004 U
1,2-Dichloropropane	78-87-5	- -	- -	- -	mg/kg	0.0041 U [0.0037 U]	NA	NA	0.0043 U	0.004 U
1,3-Dichlorobenzene	541-73-1	280	560	2.4	mg/kg	0.0031 J [0.0031 J]	NA	NA	0.0043 U	0.004 U
1,4-Dichlorobenzene	106-46-7	130	250	1.8	mg/kg	0.0027 J [0.0028 J]	NA	NA	0.0043 U	0.004 U
2-Butanone (MEK)	78-93-3	500	1,000	0.12	mg/kg	0.02 U [0.018 U]	NA	NA	0.021 U	0.02 U
4-Methyl-2-Pentanone	108-10-1	- -	- -	- -	mg/kg	0.02 U [0.018 U]	NA	NA	0.021 U	0.02 U
Acetone	67-64-1	500	1,000	0.05	mg/kg	0.02 UB [0.018 UB]	NA	NA	0.021 UB	0.026 UB
Benzene	71-43-2	44	89	0.06	mg/kg	0.0041 U [0.0037 U]	NA	NA	0.0043 U	0.004 U
Bromodichloromethane	75-27-4	- -	- -	- -	mg/kg	0.0041 U [0.0037 U]	NA	NA	0.0043 U	0.004 U
Bromoform	75-25-2	- -	- -	- -	mg/kg	0.0041 U [0.0037 U]	NA	NA	0.0043 U	0.004 U
Bromomethane	74-83-9	- -	- -	- -	mg/kg	0.0041 U [0.0037 U]	NA	NA	0.0043 U	0.004 U
Carbon Disulfide	75-15-0	- -	- -	- -	mg/kg	0.0041 U [0.0037 U]	NA	NA	0.0043 U	0.004 U
Carbon Tetrachloride	56-23-5	22	44	0.76	mg/kg	0.0041 U [0.0037 U]	NA	NA	0.0043 U	0.004 U
CFC-11	75-69-4	- -	- -	- -	mg/kg	0.0041 U [0.0037 U]	NA	NA	0.0043 U	0.004 U
CFC-12	75-71-8	- -	- -	- -	mg/kg	0.0041 U [0.0037 U]	NA	NA	0.0043 U	0.004 U
Chlorobenzene	108-90-7	500	1,000	1.1	mg/kg	0.0041 U [0.0037 U]	NA	NA	0.0043 U	0.004 U
Chlorodibromomethane	124-48-1	- -	- -	- -	mg/kg	0.0041 U [0.0037 U]	NA	NA	0.0043 U	0.004 U
Chloroethane	75-00-3	- -	- -	- -	mg/kg	0.0041 U [0.0037 U]	NA	NA	0.0043 U	0.004 U
Chloroform	67-66-3	350	700	0.37	mg/kg	0.0041 U [0.0037 U]	NA	NA	0.0043 U	0.004 U
Chloromethane	74-87-3	- -	- -	- -	mg/kg	0.0041 U [0.0037 U]	NA	NA	0.0043 U	0.004 U
cis-1,2-Dichloroethene	156-59-2	500	1,000	0.25	mg/kg	0.0041 U [0.0037 U]	NA	NA	0.0043 U	0.004 U
cis-1,3-Dichloropropene	10061-01-5	- -	- -	- -	mg/kg	0.0041 U [0.0037 U]	NA	NA	0.0043 U	0.004 U
Cyclohexane	110-82-7	- -	- -	- -	mg/kg	0.0041 U [0.0037 U]	NA	NA	0.0043 U	0.004 U
Dichloromethane	75-09-2	500	1,000	0.05	mg/kg	0.0041 U [0.0037 U]	NA	NA	0.0043 U	0.004 U
Ethylbenzene	100-41-4	390	780	1	mg/kg	0.0041 U [0.0037 U]	NA	NA	0.0043 U	0.004 U
Isopropylbenzene	98-82-8	- -	- -	- -	mg/kg	0.0041 U [0.0037 U]	NA	NA	0.0043 U	0.004 U
Methyl Acetate	79-20-9	- -	- -	- -	mg/kg	0.02 U [0.018 U]	NA	NA	0.021 U	0.02 U
Methyl N-Butyl Ketone (2-Hexanone)	591-78-6	- -	- -	- -	mg/kg	0.02 U [0.018 U]	NA	NA	0.021 U	0.02 U
Methylcyclohexane	108-87-2	- -	- -	- -	mg/kg	0.0041 U [0.0037 U]	NA	NA	0.0043 U	0.004 U
Methyl-tert-butylether	1634-04-4	500	1,000	0.93	mg/kg	0.0041 U [0.0037 U]	NA	NA	0.0043 U	0.004 U
Styrene (Monomer)	100-42-5	- -	- -	- -	mg/kg	0.0041 U [0.0037 U]	NA	NA	0.0043 U	0.004 U
Tetrachloroethene	127-18-4	150	300	1.3	mg/kg	0.0041 U [0.0037 U]	NA	NA	0.0043 U	0.004 U
Toluene	108-88-3	500	1,000	0.7	mg/kg	0.0041 U [0.0037 U]	NA	NA	0.0043 U	0.004 U
Total Xylenes	1330-20-7	500	1,000	1.6	mg/kg	0.0082 U [0.0073 U]	NA	NA	0.0086 U	0.008 U
trans-1,2-Dichloroethene	156-60-5	500	1,000	0.19	mg/kg	0.0041 U [0.0037 U]	NA	NA	0.0043 U	0.004 U
trans-1,3-Dichloropropene	10061-02-6	- -	- -	- -	mg/kg	0.0041 U [0.0037 U]	NA	NA	0.0043 U	0.004 U
Trichloroethene	79-01-6	200	400	0.47	mg/kg	0.0041 U [0.0037 U]	NA	NA	0.0043 U	0.004 U
Vinyl chloride	75-01-4	13	27	0.02	mg/kg	0.0041 U [0.0037 U]	NA	NA	0.0043 U	0.004 U
PCBs										
Aroclor 1016	12674-11-2	- -	- -	- -	mg/kg	0.27 U [1.4 U]	1.2 U	0.24 U	0.26 U	0.3 U
Aroclor 1221	11104-28-2	- -	- -	- -	mg/kg	0.27 U [1.4 U]	1.2 U	0.24 U	0.26 U	0.3 U
Aroclor 1232	11141-16-5	- -	- -	- -	mg/kg	0.27 U [1.4 U]	1.2 U	0.24 U	0.26 U	0.3 U
Aroclor 1242	53469-21-9	- -	- -	- -	mg/kg	0.27 U [1.4 U]	1.2 U	0.24 U	0.26 U	0.3 U
Aroclor 1248	12672-29-6	- -	- -	- -	mg/kg	0.27 U [1.4 U]	1.2 U	0.24 U	0.26 U	0.3 U
Aroclor 1254	11097-69-1	- -	- -	- -	mg/kg	0.27 U [1.4 U]	1.2 U	0.24 U	0.26 U	0.3 U
Aroclor 1260	11096-82-5	- -	- -	- -	mg/kg	0.27 U [1.4 U]	1.2 U	0.24 U	0.26 U	0.3 U
Total PCBs		1	25	3.2	mg/kg	0.27 U [1.4 U]	1.2 U	0.24 U	0.26 U	0.3 U

Table 3-2
2018 Sub-Slab Soil Analytical Data
RCRA Facility Investigation Work Plan for Sub-Slab Soils Area of Concern
Buffalo Service Shop
Tonawanda, New York

ARCADIS Design & Consultancy for natural and built assets

Location ID: Sample Depth(ft): Date Collected: Sample Name:	CAS Number	NYSDEC TABLE 375-6: COMMERCIAL USE SCO	NYSDEC TABLE 375-6: INDUSTRIAL USE SCO	NYSDEC TABLE 375-6: PROTECTION OF GW SCO	Units	SB-9 8 - 10 03/12/18 SB-9 (8-10)_20180312	SB-10 1 - 2 03/12/18 SB-10 (1-2)_20180312	SB-10 2 - 4 03/12/18 SB-10 (2-4)_20180312	SB-10 4 - 6 03/12/18 SB-10 (4-6)_20180312	SB-10 6 - 8 03/12/18 SB-10 (6-8)_20180312
Volatile Organics										
1,1,1-Trichloroethane	71-55-6	500	1,000	0.68	mg/kg	0.0041 U	0.0045 U [0.0044 U]	0.0041 U	0.0037 U	0.0035 U
1,1,2,2-Tetrachloroethane	79-34-5	- -	- -	- -	mg/kg	0.0041 U	0.0045 U [0.0044 U]	0.0041 U	0.0037 U	0.0035 U
1,1,2-trichloro-1,2,2-trifluoroethane	76-13-1	- -	- -	- -	mg/kg	0.0041 U	0.0045 U [0.0044 U]	0.0041 U	0.0037 U	0.0035 U
1,1,2-Trichloroethane	79-00-5	- -	- -	- -	mg/kg	0.0041 U	0.0045 U [0.0044 U]	0.0041 U	0.0037 U	0.0035 U
1,1-Dichloroethane	75-34-3	240	480	0.27	mg/kg	0.0041 U	0.0045 U [0.0044 U]	0.0041 U	0.0037 U	0.0033 J
1,1-Dichloroethene	75-35-4	500	1,000	0.33	mg/kg	0.0041 U	0.0045 U [0.0044 U]	0.0041 U	0.00087 J	0.017
1,2,4-Trichlorobenzene	120-82-1	- -	- -	- -	mg/kg	0.0041 U	0.0045 U [0.0044 U]	0.0003 J	0.00029 J	0.00026 J
1,2-Dibromo-3-chloropropane	96-12-8	- -	- -	- -	mg/kg	0.0041 U	0.0045 U [0.0044 U]	0.0041 U	0.0037 U	0.011
1,2-Dibromoethane	106-93-4	- -	- -	- -	mg/kg	0.0041 U	0.0045 U [0.0044 U]	0.0041 U	0.0037 U	0.0035 U
1,2-Dichlorobenzene	95-50-1	500	1,000	1.1	mg/kg	0.0041 U	0.0045 U [0.0044 U]	0.0041 U	0.0037 U	0.0035 U
1,2-Dichloroethane	107-06-2	30	60	0.02	mg/kg	0.0041 U	0.0045 U [0.0044 U]	0.0041 U	0.0037 U	0.00019 J
1,2-Dichloropropane	78-87-5	- -	- -	- -	mg/kg	0.0041 U	0.0045 U [0.0044 U]	0.0041 U	0.0037 U	0.0035 U
1,3-Dichlorobenzene	541-73-1	280	560	2.4	mg/kg	0.0041 U	0.0045 U [0.0044 U]	0.0006 J	0.00078 J	0.0036
1,4-Dichlorobenzene	106-46-7	130	250	1.8	mg/kg	0.0041 U	0.0045 U [0.0044 U]	0.00075 J	0.00098 J	0.0055
2-Butanone (MEK)	78-93-3	500	1,000	0.12	mg/kg	0.02 U	0.023 U [0.022 U]	0.02 U	0.019 U	0.018 U
4-Methyl-2-Pentanone	108-10-1	- -	- -	- -	mg/kg	0.02 U	0.023 U [0.022 U]	0.02 U	0.019 U	0.018 U
Acetone	67-64-1	500	1,000	0.05	mg/kg	0.02 UB	0.024 UB [0.022 UB]	0.022 UB	0.019 UB	0.018 UB
Benzene	71-43-2	44	89	0.06	mg/kg	0.0041 U	0.0045 U [0.0044 U]	0.0041 U	0.0037 U	0.0035 U
Bromodichloromethane	75-27-4	- -	- -	- -	mg/kg	0.0041 U	0.0045 U [0.0044 U]	0.0041 U	0.0037 U	0.0035 U
Bromoform	75-25-2	- -	- -	- -	mg/kg	0.0041 U	0.0045 U [0.0044 U]	0.0041 U	0.0037 U	0.0035 U
Bromomethane	74-83-9	- -	- -	- -	mg/kg	0.0041 U	0.0045 U [0.0044 U]	0.0041 U	0.0037 U	0.0035 U
Carbon Disulfide	75-15-0	- -	- -	- -	mg/kg	0.0041 U	0.0045 U [0.0044 U]	0.0041 U	0.0037 U	0.0035 U
Carbon Tetrachloride	56-23-5	22	44	0.76	mg/kg	0.0041 U	0.0045 U [0.0044 U]	0.0041 U	0.0037 U	0.0035 U
CFC-11	75-69-4	- -	- -	- -	mg/kg	0.0041 U	0.0045 U [0.0044 U]	0.0041 U	0.0037 U	0.0035 U
CFC-12	75-71-8	- -	- -	- -	mg/kg	0.0041 U	0.0045 U [0.0044 U]	0.0041 U	0.0037 U	0.0035 U
Chlorobenzene	108-90-7	500	1,000	1.1	mg/kg	0.0041 U	0.0045 U [0.0044 U]	0.0041 U	0.0037 U	0.0035 U
Chlorodibromomethane	124-48-1	- -	- -	- -	mg/kg	0.0041 U	0.0045 U [0.0044 U]	0.0041 U	0.0037 U	0.0035 U
Chloroethane	75-00-3	- -	- -	- -	mg/kg	0.0041 U	0.0045 U [0.0044 U]	0.0041 U	0.0037 U	0.0035 U
Chloroform	67-66-3	350	700	0.37	mg/kg	0.0041 U	0.0045 U [0.0044 U]	0.0041 U	0.0037 U	0.0035 U
Chloromethane	74-87-3	- -	- -	- -	mg/kg	0.0041 U	0.0045 U [0.0044 U]	0.0041 U	0.0037 U	0.0035 U
cis-1,2-Dichloroethene	156-59-2	500	1,000	0.25	mg/kg	0.0041 U	0.0045 U [0.0044 U]	0.0041 U	0.0037 U	0.0012 J
cis-1,3-Dichloropropene	10061-01-5	- -	- -	- -	mg/kg	0.0041 U	0.0045 U [0.0044 U]	0.0041 U	0.0037 U	0.0035 U
Cyclohexane	110-82-7	- -	- -	- -	mg/kg	0.0041 U	0.0045 U [0.0044 U]	0.0041 U	0.0037 U	0.0035 U
Dichloromethane	75-09-2	500	1,000	0.05	mg/kg	0.0041 U	0.0045 U [0.0044 U]	0.0041 U	0.0037 U	0.0035 U
Ethylbenzene	100-41-4	390	780	1	mg/kg	0.0041 U	0.0045 U [0.0044 U]	0.0041 U	0.0037 U	0.0035 U
Isopropylbenzene	98-82-8	- -	- -	- -	mg/kg	0.0041 U	0.0045 U [0.0044 U]	0.0041 U	0.0037 U	0.0035 U
Methyl Acetate	79-20-9	- -	- -	- -	mg/kg	0.02 U	0.023 U [0.022 U]	0.02 U	0.019 U	0.018 U
Methyl N-Butyl Ketone (2-Hexanone)	591-78-6	- -	- -	- -	mg/kg	0.02 U	0.023 U [0.022 U]	0.02 U	0.019 U	0.018 U
Methylcyclohexane	108-87-2	- -	- -	- -	mg/kg	0.0041 U	0.0045 U [0.0044 U]	0.0041 U	0.0037 U	0.0035 U
Methyl-tert-butylether	1634-04-4	500	1,000	0.93	mg/kg	0.0041 U	0.0045 U [0.0044 U]	0.0041 U	0.0037 U	0.0035 U
Styrene (Monomer)	100-42-5	- -	- -	- -	mg/kg	0.0041 U	0.0045 U [0.0044 U]	0.0041 U	0.0037 U	0.0035 U
Tetrachloroethene	127-18-4	150	300	1.3	mg/kg	0.0041 U	0.0045 U [0.0044 U]	0.0041 U	0.0037 U	0.0035 U
Toluene	108-88-3	500	1,000	0.7	mg/kg	0.0041 U	0.0045 U [0.0044 U]	0.0041 U	0.0037 U	0.0035 U
Total Xylenes	1330-20-7	500	1,000	1.6	mg/kg	0.0081 U	0.009 U [0.0089 U]	0.0082 U	0.0074 U	0.007 U
trans-1,2-Dichloroethene	156-60-5	500	1,000	0.19	mg/kg	0.0041 U	0.0045 U [0.0044 U]	0.0041 U	0.0037 U	0.0035 U
trans-1,3-Dichloropropene	10061-02-6	- -	- -	- -	mg/kg	0.0041 U	0.0045 U [0.0044 U]	0.0041 U	0.0037 U	0.0035 U
Trichloroethene	79-01-6	200	400	0.47	mg/kg	0.0041 U	0.0045 U [0.0044 U]	0.0041 U	0.0037 U	0.0035 U
Vinyl chloride	75-01-4	13	27	0.02	mg/kg	0.0041 U	0.0045 U [0.0044 U]	0.0041 U	0.0037 U	0.0018 J
PCBs										
Aroclor 1016	12674-11-2	- -	- -	- -	mg/kg	0.23 U	0.58 U [0.47 U]	0.25 U	NA	NA
Aroclor 1221	11104-28-2	- -	- -	- -	mg/kg	0.23 U	0.58 U [0.47 U]	0.25 U	NA	NA
Aroclor 1232	11141-16-5	- -	- -	- -	mg/kg	0.23 U	0.58 U [0.47 U]	0.25 U	NA	NA
Aroclor 1242	53469-21-9	- -	- -	- -	mg/kg	0.23 U	0.58 U [0.47 U]	0.25 U	NA	NA
Aroclor 1248	12672-29-6	- -	- -	- -	mg/kg	0.23 U	0.58 U [0.47 U]	0.25 U	NA	NA
Aroclor 1254	11097-69-1	- -	- -	- -	mg/kg	0.23 U	0.58 U [0.47 U]	0.25 U	NA	NA
Aroclor 1260	11096-82-5	- -	- -	- -	mg/kg	0.23 U	5.9 J [3.8]	0.22 J	NA	NA
Total PCBs		1	25	3.2	mg/kg	0.23 U	**5.9 J [3.8]**	0.22 J	NA	NA

Table 3-2
2018 Sub-Slab Soil Analytical Data
RCRA Facility Investigation Work Plan for Sub-Slab Soils Area of Concern
Buffalo Service Shop
Tonawanda, New York

ARCADIS Design & Consultancy for natural and built assets

Location ID: Sample Depth(ft): Date Collected: Sample Name:	CAS Number	NYSDEC TABLE 375-6: COMMERCIAL USE SCO	NYSDEC TABLE 375-6: INDUSTRIAL USE SCO	NYSDEC TABLE 375-6: PROTECTION OF GW SCO	Units	SB-10 8 - 10 03/12/18 SB-10 (8-10)_20180312	SB-10 10 - 12 03/12/18 SB-10 (10-12)_20180312	SB-11 0 - 1 03/13/18 SB-11 (0-1)_20180313	SB-11 1 - 2 03/13/18 SB-11 (1-2)_20180313	SB-11 4 - 6 03/13/18 SB-11 (4-6)_20180313
Volatile Organics										
1,1,1-Trichloroethane	71-55-6	500	1,000	0.68	mg/kg	0.0034 U	0.0038 U	0.0042 U	0.0055 U	0.0044 U
1,1,2,2-Tetrachloroethane	79-34-5	- -	- -	- -	mg/kg	0.0034 U	0.0038 U	0.0042 U	0.0055 U	0.0044 U
1,1,2-trichloro-1,2,2-trifluoroethane	76-13-1	- -	- -	- -	mg/kg	0.0034 U	0.0038 U	0.0042 U	0.0055 U	0.0044 U
1,1,2-Trichloroethane	79-00-5	- -	- -	- -	mg/kg	0.0034 U	0.0038 U	0.0042 U	0.0055 U	0.0044 U
1,1-Dichloroethane	75-34-3	240	480	0.27	mg/kg	0.013	0.0068	0.0042 U	0.0055 U	0.0044 U
1,1-Dichloroethene	75-35-4	500	1,000	0.33	mg/kg	0.13	0.047	0.0042 U	0.0055 U	0.0044 U
1,2,4-Trichlorobenzene	120-82-1	- -	- -	- -	mg/kg	0.00029 J	0.0038 U	0.0042 U	0.0055 U	0.0044 U
1,2-Dibromo-3-chloropropane	96-12-8	- -	- -	- -	mg/kg	0.0034 U	0.0038 U	0.0042 U	0.0055 U	0.0044 U
1,2-Dibromoethane	106-93-4	- -	- -	- -	mg/kg	0.0034 U	0.0038 U	0.0042 U	0.0055 U	0.0044 U
1,2-Dichlorobenzene	95-50-1	500	1,000	1.1	mg/kg	0.00038 J	0.0038 U	0.0042 U	0.0055 U	0.0044 U
1,2-Dichloroethane	107-06-2	30	60	0.02	mg/kg	0.00054 J	0.00039 J	0.00032 J	0.00036 J	0.0044 U
1,2-Dichloropropane	78-87-5	- -	- -	- -	mg/kg	0.0034 U	0.0038 U	0.0042 U	0.0055 U	0.0044 U
1,3-Dichlorobenzene	541-73-1	280	560	2.4	mg/kg	0.0068	0.00059 J	0.0042 U	0.0055 U	0.0044 U
1,4-Dichlorobenzene	106-46-7	130	250	1.8	mg/kg	0.012	0.0013 J	0.0042 U	0.0055 U	0.0044 U
2-Butanone (MEK)	78-93-3	500	1,000	0.12	mg/kg	0.017 U	0.019 U	0.01 J	0.011 J	0.022 U
4-Methyl-2-Pentanone	108-10-1	- -	- -	- -	mg/kg	0.017 U	0.019 U	0.021 U	0.028 U	0.022 U
Acetone	67-64-1	500	1,000	0.05	mg/kg	0.017 UB	0.019 UB	0.05	**0.064**	0.014 J
Benzene	71-43-2	44	89	0.06	mg/kg	0.00025 J	0.0038 U	0.00028 J	0.00039 J	0.0044 U
Bromodichloromethane	75-27-4	- -	- -	- -	mg/kg	0.0034 U	0.0038 U	0.0042 U	0.0055 U	0.0044 U
Bromoform	75-25-2	- -	- -	- -	mg/kg	0.0034 U	0.0038 U	0.0042 U	0.0055 U	0.0044 U
Bromomethane	74-83-9	- -	- -	- -	mg/kg	0.0034 U	0.0038 U	0.0042 U	0.0055 U	0.0044 U
Carbon Disulfide	75-15-0	- -	- -	- -	mg/kg	0.0034 U	0.0038 U	0.0042 U	0.0055 U	0.0044 U
Carbon Tetrachloride	56-23-5	22	44	0.76	mg/kg	0.0034 U	0.0038 U	0.0042 U	0.0055 U	0.0044 U
CFC-11	75-69-4	- -	- -	- -	mg/kg	0.0034 U	0.0038 U	0.0042 U	0.0055 U	0.0044 U
CFC-12	75-71-8	- -	- -	- -	mg/kg	0.0034 U	0.0038 U	0.0042 U	0.0055 U	0.0044 U
Chlorobenzene	108-90-7	500	1,000	1.1	mg/kg	0.0034 U	0.0038 U	0.0042 U	0.0055 U	0.0044 U
Chlorodibromomethane	124-48-1	- -	- -	- -	mg/kg	0.0034 U	0.0038 U	0.0042 U	0.0055 U	0.0044 U
Chloroethane	75-00-3	- -	- -	- -	mg/kg	0.0034 U	0.0038 U	0.0042 U	0.0055 U	0.0044 U
Chloroform	67-66-3	350	700	0.37	mg/kg	0.0034 U	0.0038 U	0.0042 U	0.0055 U	0.0044 U
Chloromethane	74-87-3	- -	- -	- -	mg/kg	0.0034 U	0.0038 U	0.0042 U	0.0055 U	0.0044 U
cis-1,2-Dichloroethene	156-59-2	500	1,000	0.25	mg/kg	0.0053	0.003 J	0.00055 J	0.0055 U	0.0044 U
cis-1,3-Dichloropropene	10061-01-5	- -	- -	- -	mg/kg	0.0034 U	0.0038 U	0.0042 U	0.0055 U	0.0044 U
Cyclohexane	110-82-7	- -	- -	- -	mg/kg	0.0034 U	0.0038 U	0.0042 U	0.0055 U	0.0044 U
Dichloromethane	75-09-2	500	1,000	0.05	mg/kg	0.0034 U	0.0038 U	0.0019 J	0.0055 U	0.0044 U
Ethylbenzene	100-41-4	390	780	1	mg/kg	0.0034 U	0.0038 U	0.0042 U	0.0055 U	0.0044 U
Isopropylbenzene	98-82-8	- -	- -	- -	mg/kg	0.0034 U	0.0038 U	0.0042 U	0.0055 U	0.0044 U
Methyl Acetate	79-20-9	- -	- -	- -	mg/kg	0.017 U	0.019 U	0.021 U	0.028 U	0.022 U
Methyl N-Butyl Ketone (2-Hexanone)	591-78-6	- -	- -	- -	mg/kg	0.017 U	0.019 U	0.021 U	0.028 U	0.022 U
Methylcyclohexane	108-87-2	- -	- -	- -	mg/kg	0.0034 U	0.0038 U	0.0042 U	0.0055 U	0.0044 U
Methyl-tert-butylether	1634-04-4	500	1,000	0.93	mg/kg	0.0034 U	0.0038 U	0.0042 U	0.0055 U	0.0044 U
Styrene (Monomer)	100-42-5	- -	- -	- -	mg/kg	0.0034 U	0.0038 U	0.0042 U	0.0055 U	0.0044 U
Tetrachloroethene	127-18-4	150	300	1.3	mg/kg	0.0034 U	0.0038 U	0.0042 U	0.0055 U	0.0044 U
Toluene	108-88-3	500	1,000	0.7	mg/kg	0.0034 U	0.0038 U	0.0042 U	0.0055 U	0.0044 U
Total Xylenes	1330-20-7	500	1,000	1.6	mg/kg	0.0067 U	0.0076 U	0.0084 U	0.011 U	0.0088 U
trans-1,2-Dichloroethene	156-60-5	500	1,000	0.19	mg/kg	0.00044 J	0.00042 J	0.0042 U	0.0055 U	0.0044 U
trans-1,3-Dichloropropene	10061-02-6	- -	- -	- -	mg/kg	0.0034 U	0.0038 U	0.0042 U	0.0055 U	0.0044 U
Trichloroethene	79-01-6	200	400	0.47	mg/kg	0.0021 J	0.0015 J	0.0042 U	0.0055 U	0.0044 U
Vinyl chloride	75-01-4	13	27	0.02	mg/kg	0.0016 J	0.0038 U	0.0042 U	0.0055 U	0.0044 U
PCBs										
Aroclor 1016	12674-11-2	- -	- -	- -	mg/kg	0.22 U	NA	0.28 U	0.29 U	0.23 U
Aroclor 1221	11104-28-2	- -	- -	- -	mg/kg	0.22 U	NA	0.28 U	0.29 U	0.23 U
Aroclor 1232	11141-16-5	- -	- -	- -	mg/kg	0.22 U	NA	0.28 U	0.29 U	0.23 U
Aroclor 1242	53469-21-9	- -	- -	- -	mg/kg	0.22 U	NA	0.28 U	0.29 U	0.23 U
Aroclor 1248	12672-29-6	- -	- -	- -	mg/kg	0.22 U	NA	0.28 U	0.29 U	0.23 U
Aroclor 1254	11097-69-1	- -	- -	- -	mg/kg	0.22 U	NA	0.28 U	0.29 U	0.23 U
Aroclor 1260	11096-82-5	- -	- -	- -	mg/kg	0.22 U	NA	0.28 U	0.29 U	0.23 U
Total PCBs		1	25	3.2	mg/kg	0.22 U	NA	0.28 U	0.29 U	0.23 U

Table 3-2
2018 Sub-Slab Soil Analytical Data
RCRA Facility Investigation Work Plan for Sub-Slab Soils Area of Concern
Buffalo Service Shop
Tonawanda, New York

ARCADIS Design & Consultancy for natural and built assets

Location ID: Sample Depth(ft): Date Collected: Sample Name:	CAS Number	NYSDEC TABLE 375-6: COMMERCIAL USE SCO	NYSDEC TABLE 375-6: INDUSTRIAL USE SCO	NYSDEC TABLE 375-6: PROTECTION OF GW SCO	Units	SB-12 0 - 1 03/15/18 SB-12 (0-1)_20180315	SB-12 1 - 2 03/15/18 SB-12 (1-2)_20180315	SB-12 2 - 4 03/15/18 SB-12 (2-4)_20180315	SB-12 4 - 6 03/15/18 SB-12 (4-6)_20180315	SB-12 6 - 8 03/15/18 SB-12 (6-8)_20180315
Volatile Organics										
1,1,1-Trichloroethane	71-55-6	500	1,000	0.68	mg/kg	NA	NA	NA	0.0043 U	NA
1,1,2,2-Tetrachloroethane	79-34-5	- -	- -	- -	mg/kg	NA	NA	NA	0.0043 UJ	NA
1,1,2-trichloro-1,2,2-trifluoroethane	76-13-1	- -	- -	- -	mg/kg	NA	NA	NA	0.0043 U	NA
1,1,2-Trichloroethane	79-00-5	- -	- -	- -	mg/kg	NA	NA	NA	0.0043 U	NA
1,1-Dichloroethane	75-34-3	240	480	0.27	mg/kg	NA	NA	NA	0.0043 U	NA
1,1-Dichloroethene	75-35-4	500	1,000	0.33	mg/kg	NA	NA	NA	0.0043 U	NA
1,2,4-Trichlorobenzene	120-82-1	- -	- -	- -	mg/kg	NA	NA	NA	0.0043 U	NA
1,2-Dibromo-3-chloropropane	96-12-8	- -	- -	- -	mg/kg	NA	NA	NA	0.0043 U	NA
1,2-Dibromoethane	106-93-4	- -	- -	- -	mg/kg	NA	NA	NA	0.0043 U	NA
1,2-Dichlorobenzene	95-50-1	500	1,000	1.1	mg/kg	NA	NA	NA	0.0043 U	NA
1,2-Dichloroethane	107-06-2	30	60	0.02	mg/kg	NA	NA	NA	0.0043 U	NA
1,2-Dichloropropane	78-87-5	- -	- -	- -	mg/kg	NA	NA	NA	0.0043 U	NA
1,3-Dichlorobenzene	541-73-1	280	560	2.4	mg/kg	NA	NA	NA	0.0043 U	NA
1,4-Dichlorobenzene	106-46-7	130	250	1.8	mg/kg	NA	NA	NA	0.0043 U	NA
2-Butanone (MEK)	78-93-3	500	1,000	0.12	mg/kg	NA	NA	NA	0.022 UJ	NA
4-Methyl-2-Pentanone	108-10-1	- -	- -	- -	mg/kg	NA	NA	NA	0.022 U	NA
Acetone	67-64-1	500	1,000	0.05	mg/kg	NA	NA	NA	0.014 J	NA
Benzene	71-43-2	44	89	0.06	mg/kg	NA	NA	NA	0.0043 U	NA
Bromodichloromethane	75-27-4	- -	- -	- -	mg/kg	NA	NA	NA	0.0043 U	NA
Bromoform	75-25-2	- -	- -	- -	mg/kg	NA	NA	NA	0.0043 U	NA
Bromomethane	74-83-9	- -	- -	- -	mg/kg	NA	NA	NA	0.0043 U	NA
Carbon Disulfide	75-15-0	- -	- -	- -	mg/kg	NA	NA	NA	0.0043 U	NA
Carbon Tetrachloride	56-23-5	22	44	0.76	mg/kg	NA	NA	NA	0.0043 U	NA
CFC-11	75-69-4	- -	- -	- -	mg/kg	NA	NA	NA	0.0043 U	NA
CFC-12	75-71-8	- -	- -	- -	mg/kg	NA	NA	NA	0.0043 U	NA
Chlorobenzene	108-90-7	500	1,000	1.1	mg/kg	NA	NA	NA	0.0043 U	NA
Chlorodibromomethane	124-48-1	- -	- -	- -	mg/kg	NA	NA	NA	0.0043 U	NA
Chloroethane	75-00-3	- -	- -	- -	mg/kg	NA	NA	NA	0.0043 U	NA
Chloroform	67-66-3	350	700	0.37	mg/kg	NA	NA	NA	0.0043 U	NA
Chloromethane	74-87-3	- -	- -	- -	mg/kg	NA	NA	NA	0.0043 U	NA
cis-1,2-Dichloroethene	156-59-2	500	1,000	0.25	mg/kg	NA	NA	NA	0.0043 U	NA
cis-1,3-Dichloropropene	10061-01-5	- -	- -	- -	mg/kg	NA	NA	NA	0.0043 U	NA
Cyclohexane	110-82-7	- -	- -	- -	mg/kg	NA	NA	NA	0.0043 U	NA
Dichloromethane	75-09-2	500	1,000	0.05	mg/kg	NA	NA	NA	0.0043 U	NA
Ethylbenzene	100-41-4	390	780	1	mg/kg	NA	NA	NA	0.0043 U	NA
Isopropylbenzene	98-82-8	- -	- -	- -	mg/kg	NA	NA	NA	0.0043 U	NA
Methyl Acetate	79-20-9	- -	- -	- -	mg/kg	NA	NA	NA	0.022 U	NA
Methyl N-Butyl Ketone (2-Hexanone)	591-78-6	- -	- -	- -	mg/kg	NA	NA	NA	0.022 U	NA
Methylcyclohexane	108-87-2	- -	- -	- -	mg/kg	NA	NA	NA	0.0043 U	NA
Methyl-tert-butylether	1634-04-4	500	1,000	0.93	mg/kg	NA	NA	NA	0.0021 J	NA
Styrene (Monomer)	100-42-5	- -	- -	- -	mg/kg	NA	NA	NA	0.0043 U	NA
Tetrachloroethene	127-18-4	150	300	1.3	mg/kg	NA	NA	NA	0.0043 U	NA
Toluene	108-88-3	500	1,000	0.7	mg/kg	NA	NA	NA	0.0043 U	NA
Total Xylenes	1330-20-7	500	1,000	1.6	mg/kg	NA	NA	NA	0.0087 U	NA
trans-1,2-Dichloroethene	156-60-5	500	1,000	0.19	mg/kg	NA	NA	NA	0.0043 U	NA
trans-1,3-Dichloropropene	10061-02-6	- -	- -	- -	mg/kg	NA	NA	NA	0.0043 U	NA
Trichloroethene	79-01-6	200	400	0.47	mg/kg	NA	NA	NA	0.0043 U	NA
Vinyl chloride	75-01-4	13	27	0.02	mg/kg	NA	NA	NA	0.0043 U	NA
PCBs										
Aroclor 1016	12674-11-2	- -	- -	- -	mg/kg	0.21 U	0.24 U	0.19 U	0.24 UJ	0.24 U
Aroclor 1221	11104-28-2	- -	- -	- -	mg/kg	0.21 U	0.24 U	0.19 U	0.24 UJ	0.24 U
Aroclor 1232	11141-16-5	- -	- -	- -	mg/kg	0.21 U	0.24 U	0.19 U	0.24 UJ	0.24 U
Aroclor 1242	53469-21-9	- -	- -	- -	mg/kg	0.21 U	0.24 U	0.19 U	0.24 UJ	0.24 U
Aroclor 1248	12672-29-6	- -	- -	- -	mg/kg	0.21 U	0.24 U	0.19 U	0.24 UJ	0.24 U
Aroclor 1254	11097-69-1	- -	- -	- -	mg/kg	0.21 U	0.24 U	0.19 U	0.24 UJ	0.24 U
Aroclor 1260	11096-82-5	- -	- -	- -	mg/kg	0.21 U	0.24 U	0.19 U	0.24 UJ	0.24 U
Total PCBs		1	25	3.2	mg/kg	0.21 U	0.24 U	0.19 U	0.24 U	0.24 U

Table 3-2
2018 Sub-Slab Soil Analytical Data
RCRA Facility Investigation Work Plan for Sub-Slab Soils Area of Concern
Buffalo Service Shop
Tonawanda, New York

ARCADIS Design & Consultancy for natural and built assets

Location ID: Sample Depth(ft): Date Collected: Sample Name:	CAS Number	NYSDEC TABLE 375-6: COMMERCIAL USE SCO	NYSDEC TABLE 375-6: INDUSTRIAL USE SCO	NYSDEC TABLE 375-6: PROTECTION OF GW SCO	Units	SB-12 8 - 10 03/15/18 SB-12 (8-10)_20180315	SB-12 10 - 12 03/15/18 SB-12 (10-12)_20180315	SB-13 0 - 1 03/15/18 SB-13 (0-1)_20180315	SB-13 1 - 2 03/15/18 SB-13 (1-2)_20180315	SB-13 2 - 4 03/15/18 SB-13 (2-4)_20180315
Volatile Organics										
1,1,1-Trichloroethane	71-55-6	500	1,000	0.68	mg/kg	NA	NA	0.26 U	0.13 U [0.13 U]	NA
1,1,2,2-Tetrachloroethane	79-34-5	- -	- -	- -	mg/kg	NA	NA	0.26 U	0.13 U [0.13 U]	NA
1,1,2-trichloro-1,2,2-trifluoroethane	76-13-1	- -	- -	- -	mg/kg	NA	NA	0.26 U	0.13 U [0.13 U]	NA
1,1,2-Trichloroethane	79-00-5	- -	- -	- -	mg/kg	NA	NA	0.26 U	0.13 U [0.13 U]	NA
1,1-Dichloroethane	75-34-3	240	480	0.27	mg/kg	NA	NA	0.26 U	0.13 U [0.13 U]	NA
1,1-Dichloroethene	75-35-4	500	1,000	0.33	mg/kg	NA	NA	0.26 U	0.13 U [0.13 U]	NA
1,2,4-Trichlorobenzene	120-82-1	- -	- -	- -	mg/kg	NA	NA	0.26 U	0.13 U [0.13 U]	NA
1,2-Dibromo-3-chloropropane	96-12-8	- -	- -	- -	mg/kg	NA	NA	0.26 U	0.13 U [0.13 U]	NA
1,2-Dibromoethane	106-93-4	- -	- -	- -	mg/kg	NA	NA	0.26 U	0.13 U [0.13 U]	NA
1,2-Dichlorobenzene	95-50-1	500	1,000	1.1	mg/kg	NA	NA	0.26 U	0.13 U [0.13 U]	NA
1,2-Dichloroethane	107-06-2	30	60	0.02	mg/kg	NA	NA	0.26 U	0.13 U [0.13 U]	NA
1,2-Dichloropropane	78-87-5	- -	- -	- -	mg/kg	NA	NA	0.26 U	0.13 U [0.13 U]	NA
1,3-Dichlorobenzene	541-73-1	280	560	2.4	mg/kg	NA	NA	0.26 U	0.13 U [0.13 U]	NA
1,4-Dichlorobenzene	106-46-7	130	250	1.8	mg/kg	NA	NA	0.26 U	0.13 U [0.13 U]	NA
2-Butanone (MEK)	78-93-3	500	1,000	0.12	mg/kg	NA	NA	1.3 U	0.64 U [0.65 U]	NA
4-Methyl-2-Pentanone	108-10-1	- -	- -	- -	mg/kg	NA	NA	1.3 U	0.64 U [0.65 U]	NA
Acetone	67-64-1	500	1,000	0.05	mg/kg	NA	NA	1.3 U	0.64 U [0.65 U]	NA
Benzene	71-43-2	44	89	0.06	mg/kg	NA	NA	0.26 U	0.13 U [0.13 U]	NA
Bromodichloromethane	75-27-4	- -	- -	- -	mg/kg	NA	NA	0.26 U	0.13 U [0.13 U]	NA
Bromoform	75-25-2	- -	- -	- -	mg/kg	NA	NA	0.26 U	0.13 U [0.13 U]	NA
Bromomethane	74-83-9	- -	- -	- -	mg/kg	NA	NA	0.26 U	0.13 U [0.13 U]	NA
Carbon Disulfide	75-15-0	- -	- -	- -	mg/kg	NA	NA	0.26 U	0.13 U [0.13 U]	NA
Carbon Tetrachloride	56-23-5	22	44	0.76	mg/kg	NA	NA	0.26 U	0.13 U [0.13 U]	NA
CFC-11	75-69-4	- -	- -	- -	mg/kg	NA	NA	0.26 U	0.13 U [0.13 U]	NA
CFC-12	75-71-8	- -	- -	- -	mg/kg	NA	NA	0.26 U	0.13 U [0.13 U]	NA
Chlorobenzene	108-90-7	500	1,000	1.1	mg/kg	NA	NA	0.26 U	0.13 U [0.13 U]	NA
Chlorodibromomethane	124-48-1	- -	- -	- -	mg/kg	NA	NA	0.26 U	0.13 U [0.13 U]	NA
Chloroethane	75-00-3	- -	- -	- -	mg/kg	NA	NA	0.26 U	0.13 U [0.13 U]	NA
Chloroform	67-66-3	350	700	0.37	mg/kg	NA	NA	0.26 U	0.13 U [0.13 U]	NA
Chloromethane	74-87-3	- -	- -	- -	mg/kg	NA	NA	0.26 U	0.13 U [0.13 U]	NA
cis-1,2-Dichloroethene	156-59-2	500	1,000	0.25	mg/kg	NA	NA	0.26 U	0.094 J [0.12 J]	NA
cis-1,3-Dichloropropene	10061-01-5	- -	- -	- -	mg/kg	NA	NA	0.26 U	0.13 U [0.13 U]	NA
Cyclohexane	110-82-7	- -	- -	- -	mg/kg	NA	NA	0.26 U	0.13 U [0.13 U]	NA
Dichloromethane	75-09-2	500	1,000	0.05	mg/kg	NA	NA	0.26 UB	0.13 UB [0.13 U]	NA
Ethylbenzene	100-41-4	390	780	1	mg/kg	NA	NA	0.26 U	0.13 U [0.13 U]	NA
Isopropylbenzene	98-82-8	- -	- -	- -	mg/kg	NA	NA	0.26 U	0.13 U [0.13 U]	NA
Methyl Acetate	79-20-9	- -	- -	- -	mg/kg	NA	NA	1.3 U	0.64 U [0.65 U]	NA
Methyl N-Butyl Ketone (2-Hexanone)	591-78-6	- -	- -	- -	mg/kg	NA	NA	1.3 U	0.64 U [0.65 U]	NA
Methylcyclohexane	108-87-2	- -	- -	- -	mg/kg	NA	NA	0.26 U	0.13 U [0.13 U]	NA
Methyl-tert-butylether	1634-04-4	500	1,000	0.93	mg/kg	NA	NA	0.26 U	0.13 U [0.13 U]	NA
Styrene (Monomer)	100-42-5	- -	- -	- -	mg/kg	NA	NA	0.26 U	0.13 U [0.13 U]	NA
Tetrachloroethene	127-18-4	150	300	1.3	mg/kg	NA	NA	0.26 U	0.13 U [0.13 U]	NA
Toluene	108-88-3	500	1,000	0.7	mg/kg	NA	NA	0.26 U	0.13 U [0.13 U]	NA
Total Xylenes	1330-20-7	500	1,000	1.6	mg/kg	NA	NA	0.51 U	0.17 J [0.19 J]	NA
trans-1,2-Dichloroethene	156-60-5	500	1,000	0.19	mg/kg	NA	NA	0.26 U	0.036 J [0.045 J]	NA
trans-1,3-Dichloropropene	10061-02-6	- -	- -	- -	mg/kg	NA	NA	0.26 U	0.13 U [0.13 U]	NA
Trichloroethene	79-01-6	200	400	0.47	mg/kg	NA	NA	0.26 U	0.13 U [0.13 U]	NA
Vinyl chloride	75-01-4	13	27	0.02	mg/kg	NA	NA	0.26 U	0.13 U [0.13 U]	NA
PCBs										
Aroclor 1016	12674-11-2	- -	- -	- -	mg/kg	0.26 U	0.23 U	0.24 U	0.32 U [0.27 U]	0.3 U
Aroclor 1221	11104-28-2	- -	- -	- -	mg/kg	0.26 U	0.23 U	0.24 U	0.32 U [0.27 U]	0.3 U
Aroclor 1232	11141-16-5	- -	- -	- -	mg/kg	0.26 U	0.23 U	0.24 U	0.32 U [0.27 U]	0.3 U
Aroclor 1242	53469-21-9	- -	- -	- -	mg/kg	0.26 U	0.23 U	0.24 U	0.32 U [0.27 U]	0.3 U
Aroclor 1248	12672-29-6	- -	- -	- -	mg/kg	0.26 U	0.23 U	0.24 U	0.32 U [0.27 U]	0.3 U
Aroclor 1254	11097-69-1	- -	- -	- -	mg/kg	0.26 U	0.23 U	0.24 U	0.32 U [0.27 U]	0.3 U
Aroclor 1260	11096-82-5	- -	- -	- -	mg/kg	0.26 U	0.23 U	0.6	0.33 [0.45]	0.14 J
Total PCBs		1	25	3.2	mg/kg	0.26 U	0.23 U	0.6	0.33 [0.45]	0.14 J

Table 3-2
2018 Sub-Slab Soil Analytical Data
RCRA Facility Investigation Work Plan for Sub-Slab Soils Area of Concern
Buffalo Service Shop
Tonawanda, New York

ARCADIS Design & Consultancy for natural and built assets

Location ID: Sample Depth(ft): Date Collected: Sample Name:	CAS Number	NYSDEC TABLE 375-6: COMMERCIAL USE SCO	NYSDEC TABLE 375-6: INDUSTRIAL USE SCO	NYSDEC TABLE 375-6: PROTECTION OF GW SCO	Units	SB-13 4 - 6 03/15/18 SB-13 (4-6)_20180315	SB-13 6 - 8 03/15/18 SB-13 (6-8)_20180315	SB-13 8 - 10 03/15/18 SB-13 (8-10)_20180315	SB-13 10 - 12 03/15/18 SB-13 (10-12)_20180315	SB-13 12 - 14 03/15/18 SB-13 (12-14)_20180315
Volatile Organics										
1,1,1-Trichloroethane	71-55-6	500	1,000	0.68	mg/kg	0.092 U	NA	0.0038 U	NA	NA
1,1,2,2-Tetrachloroethane	79-34-5	- -	- -	- -	mg/kg	0.092 U	NA	0.0038 U	NA	NA
1,1,2-trichloro-1,2,2-trifluoroethane	76-13-1	- -	- -	- -	mg/kg	0.092 U	NA	0.0038 U	NA	NA
1,1,2-Trichloroethane	79-00-5	- -	- -	- -	mg/kg	0.092 U	NA	0.0038 U	NA	NA
1,1-Dichloroethane	75-34-3	240	480	0.27	mg/kg	0.092 U	NA	0.0038 U	NA	NA
1,1-Dichloroethene	75-35-4	500	1,000	0.33	mg/kg	0.092 U	NA	0.0038 U	NA	NA
1,2,4-Trichlorobenzene	120-82-1	- -	- -	- -	mg/kg	0.092 U	NA	0.0038 U	NA	NA
1,2-Dibromo-3-chloropropane	96-12-8	- -	- -	- -	mg/kg	0.092 U	NA	0.0038 U	NA	NA
1,2-Dibromoethane	106-93-4	- -	- -	- -	mg/kg	0.092 U	NA	0.0038 U	NA	NA
1,2-Dichlorobenzene	95-50-1	500	1,000	1.1	mg/kg	0.092 U	NA	0.0038 U	NA	NA
1,2-Dichloroethane	107-06-2	30	60	0.02	mg/kg	0.092 U	NA	0.0094	NA	NA
1,2-Dichloropropane	78-87-5	- -	- -	- -	mg/kg	0.092 U	NA	0.0038 U	NA	NA
1,3-Dichlorobenzene	541-73-1	280	560	2.4	mg/kg	0.092 U	NA	0.0038 U	NA	NA
1,4-Dichlorobenzene	106-46-7	130	250	1.8	mg/kg	0.092 U	NA	0.0038 U	NA	NA
2-Butanone (MEK)	78-93-3	500	1,000	0.12	mg/kg	0.46 U	NA	0.019 U	NA	NA
4-Methyl-2-Pentanone	108-10-1	- -	- -	- -	mg/kg	0.46 U	NA	0.019 U	NA	NA
Acetone	67-64-1	500	1,000	0.05	mg/kg	0.46 U	NA	0.0077 J	NA	NA
Benzene	71-43-2	44	89	0.06	mg/kg	0.092 U	NA	0.0038 U	NA	NA
Bromodichloromethane	75-27-4	- -	- -	- -	mg/kg	0.092 U	NA	0.0038 U	NA	NA
Bromoform	75-25-2	- -	- -	- -	mg/kg	0.092 U	NA	0.0038 U	NA	NA
Bromomethane	74-83-9	- -	- -	- -	mg/kg	0.092 U	NA	0.0038 U	NA	NA
Carbon Disulfide	75-15-0	- -	- -	- -	mg/kg	0.092 U	NA	0.0038 U	NA	NA
Carbon Tetrachloride	56-23-5	22	44	0.76	mg/kg	0.092 U	NA	0.0038 U	NA	NA
CFC-11	75-69-4	- -	- -	- -	mg/kg	0.092 U	NA	0.0038 U	NA	NA
CFC-12	75-71-8	- -	- -	- -	mg/kg	0.092 U	NA	0.0038 U	NA	NA
Chlorobenzene	108-90-7	500	1,000	1.1	mg/kg	0.092 U	NA	0.0038 U	NA	NA
Chlorodibromomethane	124-48-1	- -	- -	- -	mg/kg	0.092 U	NA	0.0038 U	NA	NA
Chloroethane	75-00-3	- -	- -	- -	mg/kg	0.092 U	NA	0.0038 U	NA	NA
Chloroform	67-66-3	350	700	0.37	mg/kg	0.092 U	NA	0.0038 U	NA	NA
Chloromethane	74-87-3	- -	- -	- -	mg/kg	0.092 U	NA	0.0038 U	NA	NA
cis-1,2-Dichloroethene	156-59-2	500	1,000	0.25	mg/kg	0.092 U	NA	0.0033 J	NA	NA
cis-1,3-Dichloropropene	10061-01-5	- -	- -	- -	mg/kg	0.092 U	NA	0.0038 U	NA	NA
Cyclohexane	110-82-7	- -	- -	- -	mg/kg	0.092 U	NA	0.0038 U	NA	NA
Dichloromethane	75-09-2	500	1,000	0.05	mg/kg	0.092 UB	NA	0.0038 U	NA	NA
Ethylbenzene	100-41-4	390	780	1	mg/kg	0.092 U	NA	0.0038 U	NA	NA
Isopropylbenzene	98-82-8	- -	- -	- -	mg/kg	0.092 U	NA	0.0038 U	NA	NA
Methyl Acetate	79-20-9	- -	- -	- -	mg/kg	0.46 U	NA	0.019 U	NA	NA
Methyl N-Butyl Ketone (2-Hexanone)	591-78-6	- -	- -	- -	mg/kg	0.46 U	NA	0.019 U	NA	NA
Methylcyclohexane	108-87-2	- -	- -	- -	mg/kg	0.092 U	NA	0.0038 U	NA	NA
Methyl-tert-butylether	1634-04-4	500	1,000	0.93	mg/kg	0.092 U	NA	0.0038 U	NA	NA
Styrene (Monomer)	100-42-5	- -	- -	- -	mg/kg	0.092 U	NA	0.0038 U	NA	NA
Tetrachloroethene	127-18-4	150	300	1.3	mg/kg	0.092 U	NA	0.0038 U	NA	NA
Toluene	108-88-3	500	1,000	0.7	mg/kg	0.092 U	NA	0.0038 U	NA	NA
Total Xylenes	1330-20-7	500	1,000	1.6	mg/kg	0.11 J	NA	0.0075 U	NA	NA
trans-1,2-Dichloroethene	156-60-5	500	1,000	0.19	mg/kg	0.092 U	NA	0.0025 J	NA	NA
trans-1,3-Dichloropropene	10061-02-6	- -	- -	- -	mg/kg	0.092 U	NA	0.0038 U	NA	NA
Trichloroethene	79-01-6	200	400	0.47	mg/kg	0.092 U	NA	0.0038 U	NA	NA
Vinyl chloride	75-01-4	13	27	0.02	mg/kg	0.092 U	NA	0.0038 U	NA	NA
PCBs										
Aroclor 1016	12674-11-2	- -	- -	- -	mg/kg	0.28 U	0.25 U	0.26 U	0.29 U	0.24 U
Aroclor 1221	11104-28-2	- -	- -	- -	mg/kg	0.28 U	0.25 U	0.26 U	0.29 U	0.24 U
Aroclor 1232	11141-16-5	- -	- -	- -	mg/kg	0.28 U	0.25 U	0.26 U	0.29 U	0.24 U
Aroclor 1242	53469-21-9	- -	- -	- -	mg/kg	0.28 U	0.25 U	0.26 U	0.29 U	0.24 U
Aroclor 1248	12672-29-6	- -	- -	- -	mg/kg	0.28 U	0.25 U	0.26 U	0.29 U	0.24 U
Aroclor 1254	11097-69-1	- -	- -	- -	mg/kg	0.28 U	0.25 U	0.26 U	0.29 U	0.24 U
Aroclor 1260	11096-82-5	- -	- -	- -	mg/kg	0.28 U	0.25 U	0.26 U	0.29 U	0.24 U
Total PCBs		1	25	3.2	mg/kg	0.28 U	0.25 U	0.26 U	0.29 U	0.24 U

Table 3-2
2018 Sub-Slab Soil Analytical Data
RCRA Facility Investigation Work Plan for Sub-Slab Soils Area of Concern
Buffalo Service Shop
Tonawanda, New York

ARCADIS Design & Consultancy for natural and built assets

Location ID: Sample Depth(ft): Date Collected: Sample Name:	CAS Number	NYSDEC TABLE 375-6: COMMERCIAL USE SCO	NYSDEC TABLE 375-6: INDUSTRIAL USE SCO	NYSDEC TABLE 375-6: PROTECTION OF GW SCO	Units	SB-13 14 - 16 03/15/18 SB-13 (14-16)_20180315	SB-14 0 - 1 03/16/18 SB-14 (0-1)_20180316	SB-14 1 - 2 03/16/18 SB-14 (1-2)_20180316	SB-14 6 - 8 03/16/18 SB-14 (6-8)_20180316	SB-15 0 - 1 03/07/18 SB-15 (0-1)_20180307
Volatile Organics										
1,1,1-Trichloroethane	71-55-6	500	1,000	0.68	mg/kg	NA	NA	NA	0.0039 U	NA
1,1,2,2-Tetrachloroethane	79-34-5	- -	- -	- -	mg/kg	NA	NA	NA	0.0039 UJ	NA
1,1,2-trichloro-1,2,2-trifluoroethane	76-13-1	- -	- -	- -	mg/kg	NA	NA	NA	0.0039 U	NA
1,1,2-Trichloroethane	79-00-5	- -	- -	- -	mg/kg	NA	NA	NA	0.0039 U	NA
1,1-Dichloroethane	75-34-3	240	480	0.27	mg/kg	NA	NA	NA	0.0033 J	NA
1,1-Dichloroethene	75-35-4	500	1,000	0.33	mg/kg	NA	NA	NA	0.0039 U	NA
1,2,4-Trichlorobenzene	120-82-1	- -	- -	- -	mg/kg	NA	NA	NA	0.0039 U	NA
1,2-Dibromo-3-chloropropane	96-12-8	- -	- -	- -	mg/kg	NA	NA	NA	0.0039 U	NA
1,2-Dibromoethane	106-93-4	- -	- -	- -	mg/kg	NA	NA	NA	0.0039 U	NA
1,2-Dichlorobenzene	95-50-1	500	1,000	1.1	mg/kg	NA	NA	NA	0.0039 U	NA
1,2-Dichloroethane	107-06-2	30	60	0.02	mg/kg	NA	NA	NA	0.0039 U	NA
1,2-Dichloropropane	78-87-5	- -	- -	- -	mg/kg	NA	NA	NA	0.0039 U	NA
1,3-Dichlorobenzene	541-73-1	280	560	2.4	mg/kg	NA	NA	NA	0.0039 U	NA
1,4-Dichlorobenzene	106-46-7	130	250	1.8	mg/kg	NA	NA	NA	0.0039 U	NA
2-Butanone (MEK)	78-93-3	500	1,000	0.12	mg/kg	NA	NA	NA	0.019 U	NA
4-Methyl-2-Pentanone	108-10-1	- -	- -	- -	mg/kg	NA	NA	NA	0.019 U	NA
Acetone	67-64-1	500	1,000	0.05	mg/kg	NA	NA	NA	0.011 J	NA
Benzene	71-43-2	44	89	0.06	mg/kg	NA	NA	NA	0.0039 U	NA
Bromodichloromethane	75-27-4	- -	- -	- -	mg/kg	NA	NA	NA	0.0039 U	NA
Bromoform	75-25-2	- -	- -	- -	mg/kg	NA	NA	NA	0.0039 U	NA
Bromomethane	74-83-9	- -	- -	- -	mg/kg	NA	NA	NA	0.0039 U	NA
Carbon Disulfide	75-15-0	- -	- -	- -	mg/kg	NA	NA	NA	0.0039 U	NA
Carbon Tetrachloride	56-23-5	22	44	0.76	mg/kg	NA	NA	NA	0.0039 U	NA
CFC-11	75-69-4	- -	- -	- -	mg/kg	NA	NA	NA	0.0039 U	NA
CFC-12	75-71-8	- -	- -	- -	mg/kg	NA	NA	NA	0.051 J	NA
Chlorobenzene	108-90-7	500	1,000	1.1	mg/kg	NA	NA	NA	0.0039 U	NA
Chlorodibromomethane	124-48-1	- -	- -	- -	mg/kg	NA	NA	NA	0.0039 U	NA
Chloroethane	75-00-3	- -	- -	- -	mg/kg	NA	NA	NA	0.0039 U	NA
Chloroform	67-66-3	350	700	0.37	mg/kg	NA	NA	NA	0.0039 U	NA
Chloromethane	74-87-3	- -	- -	- -	mg/kg	NA	NA	NA	0.0039 U	NA
cis-1,2-Dichloroethene	156-59-2	500	1,000	0.25	mg/kg	NA	NA	NA	0.0039 U	NA
cis-1,3-Dichloropropene	10061-01-5	- -	- -	- -	mg/kg	NA	NA	NA	0.0039 U	NA
Cyclohexane	110-82-7	- -	- -	- -	mg/kg	NA	NA	NA	0.0039 U	NA
Dichloromethane	75-09-2	500	1,000	0.05	mg/kg	NA	NA	NA	0.0039 U	NA
Ethylbenzene	100-41-4	390	780	1	mg/kg	NA	NA	NA	0.0039 U	NA
Isopropylbenzene	98-82-8	- -	- -	- -	mg/kg	NA	NA	NA	0.0039 U	NA
Methyl Acetate	79-20-9	- -	- -	- -	mg/kg	NA	NA	NA	0.019 U	NA
Methyl N-Butyl Ketone (2-Hexanone)	591-78-6	- -	- -	- -	mg/kg	NA	NA	NA	0.019 U	NA
Methylcyclohexane	108-87-2	- -	- -	- -	mg/kg	NA	NA	NA	0.0039 U	NA
Methyl-tert-butylether	1634-04-4	500	1,000	0.93	mg/kg	NA	NA	NA	0.0039 U	NA
Styrene (Monomer)	100-42-5	- -	- -	- -	mg/kg	NA	NA	NA	0.0039 U	NA
Tetrachloroethene	127-18-4	150	300	1.3	mg/kg	NA	NA	NA	0.0039 U	NA
Toluene	108-88-3	500	1,000	0.7	mg/kg	NA	NA	NA	0.0039 U	NA
Total Xylenes	1330-20-7	500	1,000	1.6	mg/kg	NA	NA	NA	0.0077 U	NA
trans-1,2-Dichloroethene	156-60-5	500	1,000	0.19	mg/kg	NA	NA	NA	0.0039 U	NA
trans-1,3-Dichloropropene	10061-02-6	- -	- -	- -	mg/kg	NA	NA	NA	0.0039 U	NA
Trichloroethene	79-01-6	200	400	0.47	mg/kg	NA	NA	NA	0.0039 U	NA
Vinyl chloride	75-01-4	13	27	0.02	mg/kg	NA	NA	NA	0.0039 U	NA
PCBs										
Aroclor 1016	12674-11-2	- -	- -	- -	mg/kg	0.22 U	0.32 U	0.22 U	0.24 U	0.2 U
Aroclor 1221	11104-28-2	- -	- -	- -	mg/kg	0.22 U	0.32 U	0.22 U	0.24 U	0.2 U
Aroclor 1232	11141-16-5	- -	- -	- -	mg/kg	0.22 U	0.32 U	0.22 U	0.24 U	0.2 U
Aroclor 1242	53469-21-9	- -	- -	- -	mg/kg	0.22 U	0.32 U	0.22 U	0.24 U	0.2 U
Aroclor 1248	12672-29-6	- -	- -	- -	mg/kg	0.22 U	0.32 U	0.22 U	0.24 U	0.2 U
Aroclor 1254	11097-69-1	- -	- -	- -	mg/kg	0.22 U	0.32 U	0.22 U	0.24 U	0.2 U
Aroclor 1260	11096-82-5	- -	- -	- -	mg/kg	0.22 U	0.32 U	0.22 U	0.24 U	0.2 U
Total PCBs		1	25	3.2	mg/kg	0.22 U	0.32 U	0.22 U	0.24 U	0.2 U

Table 3-2
2018 Sub-Slab Soil Analytical Data
RCRA Facility Investigation Work Plan for Sub-Slab Soils Area of Concern
Buffalo Service Shop
Tonawanda, New York

ARCADIS Design & Consultancy for natural and built assets

Location ID: Sample Depth(ft): Date Collected: Sample Name:	CAS Number	NYSDEC TABLE 375-6: COMMERCIAL USE SCO	NYSDEC TABLE 375-6: INDUSTRIAL USE SCO	NYSDEC TABLE 375-6: PROTECTION OF GW SCO	Units	SB-15 2 - 4 03/14/18 SB-15 (2-4)_20180314	SB-15 4 - 6 03/14/18 SB-15 (4-6)_20180314	SB-15 6 - 8 03/14/18 SB-15 (6-8)_20180314	SB-15 8 - 10 03/14/18 SB-15 (8-10)_20180314	SB-15 10 - 12 03/14/18 SB-15 (10-12)_20180314
Volatile Organics										
1,1,1-Trichloroethane	71-55-6	500	1,000	0.68	mg/kg	0.0043 U [0.0038 U]	NA	0.0039 U	NA	NA
1,1,2,2-Tetrachloroethane	79-34-5	- -	- -	- -	mg/kg	0.0043 U [0.0038 U]	NA	0.0039 U	NA	NA
1,1,2-trichloro-1,2,2-trifluoroethane	76-13-1	- -	- -	- -	mg/kg	0.0043 U [0.0038 U]	NA	0.0039 U	NA	NA
1,1,2-Trichloroethane	79-00-5	- -	- -	- -	mg/kg	0.0043 U [0.0038 U]	NA	0.0039 U	NA	NA
1,1-Dichloroethane	75-34-3	240	480	0.27	mg/kg	0.0043 U [0.0038 U]	NA	0.0039 U	NA	NA
1,1-Dichloroethene	75-35-4	500	1,000	0.33	mg/kg	0.0043 U [0.0038 U]	NA	0.0039 U	NA	NA
1,2,4-Trichlorobenzene	120-82-1	- -	- -	- -	mg/kg	0.0043 U [0.0038 U]	NA	0.0039 U	NA	NA
1,2-Dibromo-3-chloropropane	96-12-8	- -	- -	- -	mg/kg	0.0043 U [0.0038 U]	NA	0.0039 U	NA	NA
1,2-Dibromoethane	106-93-4	- -	- -	- -	mg/kg	0.0043 U [0.0038 U]	NA	0.0039 U	NA	NA
1,2-Dichlorobenzene	95-50-1	500	1,000	1.1	mg/kg	0.0043 U [0.0038 U]	NA	0.0039 U	NA	NA
1,2-Dichloroethane	107-06-2	30	60	0.02	mg/kg	0.0043 U [0.0038 U]	NA	0.0039 U	NA	NA
1,2-Dichloropropane	78-87-5	- -	- -	- -	mg/kg	0.0043 U [0.0038 U]	NA	0.0039 U	NA	NA
1,3-Dichlorobenzene	541-73-1	280	560	2.4	mg/kg	0.0043 U [0.0038 U]	NA	0.0039 U	NA	NA
1,4-Dichlorobenzene	106-46-7	130	250	1.8	mg/kg	0.0043 U [0.0038 U]	NA	0.0039 U	NA	NA
2-Butanone (MEK)	78-93-3	500	1,000	0.12	mg/kg	0.021 U [0.019 U]	NA	0.019 U	NA	NA
4-Methyl-2-Pentanone	108-10-1	- -	- -	- -	mg/kg	0.021 U [0.019 U]	NA	0.019 U	NA	NA
Acetone	67-64-1	500	1,000	0.05	mg/kg	0.017 J [0.015 J]	NA	0.0065 J	NA	NA
Benzene	71-43-2	44	89	0.06	mg/kg	0.0043 U [0.0038 U]	NA	0.0039 U	NA	NA
Bromodichloromethane	75-27-4	- -	- -	- -	mg/kg	0.0043 U [0.0038 U]	NA	0.0039 U	NA	NA
Bromoform	75-25-2	- -	- -	- -	mg/kg	0.0043 U [0.0038 U]	NA	0.0039 U	NA	NA
Bromomethane	74-83-9	- -	- -	- -	mg/kg	0.0043 U [0.0038 U]	NA	0.0039 U	NA	NA
Carbon Disulfide	75-15-0	- -	- -	- -	mg/kg	0.0043 U [0.0038 U]	NA	0.0039 U	NA	NA
Carbon Tetrachloride	56-23-5	22	44	0.76	mg/kg	0.0043 U [0.0038 U]	NA	0.0039 U	NA	NA
CFC-11	75-69-4	- -	- -	- -	mg/kg	0.0043 U [0.0038 U]	NA	0.0039 U	NA	NA
CFC-12	75-71-8	- -	- -	- -	mg/kg	0.0043 U [0.0038 U]	NA	0.0039 U	NA	NA
Chlorobenzene	108-90-7	500	1,000	1.1	mg/kg	0.0043 U [0.0038 U]	NA	0.0039 U	NA	NA
Chlorodibromomethane	124-48-1	- -	- -	- -	mg/kg	0.0043 U [0.0038 U]	NA	0.0039 U	NA	NA
Chloroethane	75-00-3	- -	- -	- -	mg/kg	0.0043 U [0.0038 U]	NA	0.0039 U	NA	NA
Chloroform	67-66-3	350	700	0.37	mg/kg	0.0043 U [0.0038 U]	NA	0.0039 U	NA	NA
Chloromethane	74-87-3	- -	- -	- -	mg/kg	0.0043 U [0.0038 U]	NA	0.0039 U	NA	NA
cis-1,2-Dichloroethene	156-59-2	500	1,000	0.25	mg/kg	0.0043 U [0.0038 U]	NA	0.0039 U	NA	NA
cis-1,3-Dichloropropene	10061-01-5	- -	- -	- -	mg/kg	0.0043 U [0.0038 U]	NA	0.0039 U	NA	NA
Cyclohexane	110-82-7	- -	- -	- -	mg/kg	0.0043 U [0.0038 U]	NA	0.0039 U	NA	NA
Dichloromethane	75-09-2	500	1,000	0.05	mg/kg	0.0043 U [0.0017 J]	NA	0.0039 U	NA	NA
Ethylbenzene	100-41-4	390	780	1	mg/kg	0.0043 U [0.0038 U]	NA	0.0039 U	NA	NA
Isopropylbenzene	98-82-8	- -	- -	- -	mg/kg	0.0043 U [0.0038 U]	NA	0.0039 U	NA	NA
Methyl Acetate	79-20-9	- -	- -	- -	mg/kg	0.021 U [0.019 U]	NA	0.019 U	NA	NA
Methyl N-Butyl Ketone (2-Hexanone)	591-78-6	- -	- -	- -	mg/kg	0.021 U [0.019 U]	NA	0.019 U	NA	NA
Methylcyclohexane	108-87-2	- -	- -	- -	mg/kg	0.0043 U [0.0038 U]	NA	0.0039 U	NA	NA
Methyl-tert-butylether	1634-04-4	500	1,000	0.93	mg/kg	0.0043 U [0.0038 U]	NA	0.0039 U	NA	NA
Styrene (Monomer)	100-42-5	- -	- -	- -	mg/kg	0.0043 U [0.0038 U]	NA	0.0039 U	NA	NA
Tetrachloroethene	127-18-4	150	300	1.3	mg/kg	0.0043 U [0.0038 U]	NA	0.0039 U	NA	NA
Toluene	108-88-3	500	1,000	0.7	mg/kg	0.0043 U [0.0038 U]	NA	0.0039 U	NA	NA
Total Xylenes	1330-20-7	500	1,000	1.6	mg/kg	0.0085 U [0.0076 U]	NA	0.0078 U	NA	NA
trans-1,2-Dichloroethene	156-60-5	500	1,000	0.19	mg/kg	0.0043 U [0.0038 U]	NA	0.0039 U	NA	NA
trans-1,3-Dichloropropene	10061-02-6	- -	- -	- -	mg/kg	0.0043 U [0.0038 U]	NA	0.0039 U	NA	NA
Trichloroethene	79-01-6	200	400	0.47	mg/kg	0.0043 U [0.0038 U]	NA	0.0039 U	NA	NA
Vinyl chloride	75-01-4	13	27	0.02	mg/kg	0.0043 U [0.0038 U]	NA	0.0039 U	NA	NA
PCBs										
Aroclor 1016	12674-11-2	- -	- -	- -	mg/kg	0.29 U [0.26 U]	0.27 U	0.27 U	0.27 U	0.25 U
Aroclor 1221	11104-28-2	- -	- -	- -	mg/kg	0.29 U [0.26 U]	0.27 U	0.27 U	0.27 U	0.25 U
Aroclor 1232	11141-16-5	- -	- -	- -	mg/kg	0.29 U [0.26 U]	0.27 U	0.27 U	0.27 U	0.25 U
Aroclor 1242	53469-21-9	- -	- -	- -	mg/kg	0.29 U [0.26 U]	0.27 U	0.27 U	0.27 U	0.25 U
Aroclor 1248	12672-29-6	- -	- -	- -	mg/kg	0.29 U [0.26 U]	0.27 U	0.27 U	0.27 U	0.25 U
Aroclor 1254	11097-69-1	- -	- -	- -	mg/kg	0.29 U [0.26 U]	0.27 U	0.27 U	0.27 U	0.25 U
Aroclor 1260	11096-82-5	- -	- -	- -	mg/kg	0.29 U [0.26 U]	0.27 U	0.27 U	0.27 U	0.25 U
Total PCBs		1	25	3.2	mg/kg	0.29 U [0.26 U]	0.27 U	0.27 U	0.27 U	0.25 U

Table 3-2
2018 Sub-Slab Soil Analytical Data
RCRA Facility Investigation Work Plan for Sub-Slab Soils Area of Concern
Buffalo Service Shop
Tonawanda, New York

ARCADIS Design & Consultancy for natural and built assets

Location ID: Sample Depth(ft): Date Collected: Sample Name:	CAS Number	NYSDEC TABLE 375-6: COMMERCIAL USE SCO	NYSDEC TABLE 375-6: INDUSTRIAL USE SCO	NYSDEC TABLE 375-6: PROTECTION OF GW SCO	Units	SB-16 0 - 1 03/06/18 SB-16 (0-1)_20180306	SB-16 1 - 2 03/06/18 SB-16 (1-2)_20180306	SB-16 2 - 4 03/06/18 SB-16 (2-4)_20180306	SB-16 4 - 6 03/06/18 SB-16 (4-6)_20180306	SB-16 6 - 8 03/07/18 SB-16 (6-8)_20180307
Volatile Organics										
1,1,1-Trichloroethane	71-55-6	500	1,000	0.68	mg/kg	0.0042 U	0.0056 U	0.0047 U	0.0042 U	0.004 U
1,1,2,2-Tetrachloroethane	79-34-5	- -	- -	- -	mg/kg	0.0042 U	0.0056 U	0.0047 U	0.0042 U	0.004 U
1,1,2-trichloro-1,2,2-trifluoroethane	76-13-1	- -	- -	- -	mg/kg	0.0042 U	0.0056 U	0.0047 U	0.0042 U	0.004 U
1,1,2-Trichloroethane	79-00-5	- -	- -	- -	mg/kg	0.0042 U	0.0056 U	0.0047 U	0.0042 U	0.004 U
1,1-Dichloroethane	75-34-3	240	480	0.27	mg/kg	0.0042 U	0.0056 U	0.0047 U	0.0042 U	0.004 U
1,1-Dichloroethene	75-35-4	500	1,000	0.33	mg/kg	0.0042 U	0.0056 U	0.0047 U	0.0042 U	0.004 U
1,2,4-Trichlorobenzene	120-82-1	- -	- -	- -	mg/kg	0.0042 U	0.0056 U	0.0047 U	0.0042 U	0.004 U
1,2-Dibromo-3-chloropropane	96-12-8	- -	- -	- -	mg/kg	0.0042 U	0.0056 U	0.0047 U	0.0042 U	0.004 U
1,2-Dibromoethane	106-93-4	- -	- -	- -	mg/kg	0.0042 U	0.0056 U	0.0047 U	0.0042 U	0.004 U
1,2-Dichlorobenzene	95-50-1	500	1,000	1.1	mg/kg	0.0042 U	0.0056 U	0.0047 U	0.0042 U	0.004 U
1,2-Dichloroethane	107-06-2	30	60	0.02	mg/kg	0.0042 U	0.0056 U	0.0047 U	0.0042 U	0.004 U
1,2-Dichloropropane	78-87-5	- -	- -	- -	mg/kg	0.0042 U	0.0056 U	0.0047 U	0.0042 U	0.004 U
1,3-Dichlorobenzene	541-73-1	280	560	2.4	mg/kg	0.0042 U	0.0056 U	0.0047 U	0.0042 U	0.004 U
1,4-Dichlorobenzene	106-46-7	130	250	1.8	mg/kg	0.0042 U	0.0056 U	0.0047 U	0.0042 U	0.004 U
2-Butanone (MEK)	78-93-3	500	1,000	0.12	mg/kg	0.021 U	0.028 U	0.023 U	0.021 U	0.02 U
4-Methyl-2-Pentanone	108-10-1	- -	- -	- -	mg/kg	0.021 U	0.028 U	0.023 U	0.021 U	0.02 U
Acetone	67-64-1	500	1,000	0.05	mg/kg	0.021 UB	0.034 UB	0.028 UB	0.021 UB	0.02 UB
Benzene	71-43-2	44	89	0.06	mg/kg	0.0042 U	0.0056 U	0.0047 U	0.0042 U	0.004 U
Bromodichloromethane	75-27-4	- -	- -	- -	mg/kg	0.0042 U	0.0056 U	0.0047 U	0.0042 U	0.004 U
Bromoform	75-25-2	- -	- -	- -	mg/kg	0.0042 U	0.0056 U	0.0047 U	0.0042 U	0.004 U
Bromomethane	74-83-9	- -	- -	- -	mg/kg	0.0042 U	0.0056 U	0.0047 U	0.0042 U	0.004 U
Carbon Disulfide	75-15-0	- -	- -	- -	mg/kg	0.0042 U	0.0056 U	0.0047 U	0.0042 U	0.004 U
Carbon Tetrachloride	56-23-5	22	44	0.76	mg/kg	0.0042 U	0.0056 U	0.0047 U	0.0042 U	0.004 U
CFC-11	75-69-4	- -	- -	- -	mg/kg	0.0042 U	0.0056 U	0.0047 U	0.0042 U	0.004 U
CFC-12	75-71-8	- -	- -	- -	mg/kg	0.0042 U	0.0056 U	0.0047 U	0.0042 U	0.004 U
Chlorobenzene	108-90-7	500	1,000	1.1	mg/kg	0.0042 U	0.0056 U	0.0047 U	0.0042 U	0.004 U
Chlorodibromomethane	124-48-1	- -	- -	- -	mg/kg	0.0042 U	0.0056 U	0.0047 U	0.0042 U	0.004 U
Chloroethane	75-00-3	- -	- -	- -	mg/kg	0.0042 U	0.0056 U	0.0047 U	0.0042 U	0.004 U
Chloroform	67-66-3	350	700	0.37	mg/kg	0.0042 U	0.0056 U	0.0047 U	0.0042 U	0.004 U
Chloromethane	74-87-3	- -	- -	- -	mg/kg	0.0042 U	0.0056 U	0.0047 U	0.0042 U	0.004 U
cis-1,2-Dichloroethene	156-59-2	500	1,000	0.25	mg/kg	0.0042 U	0.0056 U	0.0047 U	0.0042 U	0.004 U
cis-1,3-Dichloropropene	10061-01-5	- -	- -	- -	mg/kg	0.0042 U	0.0056 U	0.0047 U	0.0042 U	0.004 U
Cyclohexane	110-82-7	- -	- -	- -	mg/kg	0.0042 U	0.0056 U	0.0047 U	0.0042 U	0.004 U
Dichloromethane	75-09-2	500	1,000	0.05	mg/kg	0.0042 U	0.0056 U	0.0047 U	0.0042 U	0.004 U
Ethylbenzene	100-41-4	390	780	1	mg/kg	0.0042 U	0.0056 U	0.0047 U	0.0042 U	0.004 U
Isopropylbenzene	98-82-8	- -	- -	- -	mg/kg	0.0042 U	0.0056 U	0.0047 U	0.0042 U	0.004 U
Methyl Acetate	79-20-9	- -	- -	- -	mg/kg	0.021 U	0.028 U	0.023 U	0.021 U	0.02 U
Methyl N-Butyl Ketone (2-Hexanone)	591-78-6	- -	- -	- -	mg/kg	0.021 U	0.028 U	0.023 U	0.021 U	0.02 U
Methylcyclohexane	108-87-2	- -	- -	- -	mg/kg	0.0042 U	0.0056 U	0.0047 U	0.0042 U	0.004 U
Methyl-tert-butylether	1634-04-4	500	1,000	0.93	mg/kg	0.0042 U	0.0056 U	0.0047 U	0.0042 U	0.004 U
Styrene (Monomer)	100-42-5	- -	- -	- -	mg/kg	0.0042 U	0.0056 U	0.0047 U	0.0042 U	0.004 U
Tetrachloroethene	127-18-4	150	300	1.3	mg/kg	0.0042 U	0.0056 U	0.0047 U	0.0042 U	0.004 U
Toluene	108-88-3	500	1,000	0.7	mg/kg	0.00032 J	0.0056 U	0.0047 U	0.0042 U	0.004 U
Total Xylenes	1330-20-7	500	1,000	1.6	mg/kg	0.0085 U	0.011 U	0.0093 U	0.0085 U	0.0081 U
trans-1,2-Dichloroethene	156-60-5	500	1,000	0.19	mg/kg	0.0042 U	0.0056 U	0.0047 U	0.0042 U	0.004 U
trans-1,3-Dichloropropene	10061-02-6	- -	- -	- -	mg/kg	0.0042 U	0.0056 U	0.0047 U	0.0042 U	0.004 U
Trichloroethene	79-01-6	200	400	0.47	mg/kg	0.0042 U	0.0056 U	0.0047 U	0.0042 U	0.004 U
Vinyl chloride	75-01-4	13	27	0.02	mg/kg	0.0042 U	0.0056 U	0.0047 U	0.0042 U	0.004 U
PCBs										
Aroclor 1016	12674-11-2	- -	- -	- -	mg/kg	0.28 U	0.27 U	NA	NA	0.29 U
Aroclor 1221	11104-28-2	- -	- -	- -	mg/kg	0.28 U	0.27 U	NA	NA	0.29 U
Aroclor 1232	11141-16-5	- -	- -	- -	mg/kg	0.28 U	0.27 U	NA	NA	0.29 U
Aroclor 1242	53469-21-9	- -	- -	- -	mg/kg	0.28 U	0.27 U	NA	NA	0.29 U
Aroclor 1248	12672-29-6	- -	- -	- -	mg/kg	0.28 U	0.27 U	NA	NA	0.29 U
Aroclor 1254	11097-69-1	- -	- -	- -	mg/kg	0.28 U	0.27 U	NA	NA	0.29 U
Aroclor 1260	11096-82-5	- -	- -	- -	mg/kg	0.28 U	0.27 U	NA	NA	0.29 U
Total PCBs		1	25	3.2	mg/kg	0.28 U	0.27 U	NA	NA	0.29 U

Table 3-2
2018 Sub-Slab Soil Analytical Data
RCRA Facility Investigation Work Plan for Sub-Slab Soils Area of Concern
Buffalo Service Shop
Tonawanda, New York

ARCADIS Design & Consultancy for natural and built assets

Location ID: Sample Depth(ft): Date Collected: Sample Name:	CAS Number	NYSDEC TABLE 375-6: COMMERCIAL USE SCO	NYSDEC TABLE 375-6: INDUSTRIAL USE SCO	NYSDEC TABLE 375-6: PROTECTION OF GW SCO	Units	SB-17 2 - 4 03/14/18 SB-17 (2-4)_20180314	SB-17 6 - 8 03/14/18 SB-17 (6-8)_20180314	SB-18 0 - 1 03/07/18 SB-18 (0-1)_20180307	SB-18 1 - 2 03/07/18 SB-18 (1-2)_20180307	SB-18 6 - 8 03/07/18 SB-18 (6-8)_20180307
Volatile Organics										
1,1,1-Trichloroethane	71-55-6	500	1,000	0.68	mg/kg	NA	0.0036 U	NA	NA	0.004 U
1,1,2,2-Tetrachloroethane	79-34-5	- -	- -	- -	mg/kg	NA	0.0036 U	NA	NA	0.004 U
1,1,2-trichloro-1,2,2-trifluoroethane	76-13-1	- -	- -	- -	mg/kg	NA	0.0036 U	NA	NA	0.004 U
1,1,2-Trichloroethane	79-00-5	- -	- -	- -	mg/kg	NA	0.0036 U	NA	NA	0.004 U
1,1-Dichloroethane	75-34-3	240	480	0.27	mg/kg	NA	0.0036 U	NA	NA	0.004 U
1,1-Dichloroethene	75-35-4	500	1,000	0.33	mg/kg	NA	0.0036 U	NA	NA	0.004 U
1,2,4-Trichlorobenzene	120-82-1	- -	- -	- -	mg/kg	NA	0.0036 U	NA	NA	0.004 U
1,2-Dibromo-3-chloropropane	96-12-8	- -	- -	- -	mg/kg	NA	0.0036 U	NA	NA	0.004 U
1,2-Dibromoethane	106-93-4	- -	- -	- -	mg/kg	NA	0.0036 U	NA	NA	0.004 U
1,2-Dichlorobenzene	95-50-1	500	1,000	1.1	mg/kg	NA	0.0036 U	NA	NA	0.004 U
1,2-Dichloroethane	107-06-2	30	60	0.02	mg/kg	NA	0.0036 U	NA	NA	0.004 U
1,2-Dichloropropane	78-87-5	- -	- -	- -	mg/kg	NA	0.0036 U	NA	NA	0.004 U
1,3-Dichlorobenzene	541-73-1	280	560	2.4	mg/kg	NA	0.0036 U	NA	NA	0.004 U
1,4-Dichlorobenzene	106-46-7	130	250	1.8	mg/kg	NA	0.0036 U	NA	NA	0.004 U
2-Butanone (MEK)	78-93-3	500	1,000	0.12	mg/kg	NA	0.018 U	NA	NA	0.02 U
4-Methyl-2-Pentanone	108-10-1	- -	- -	- -	mg/kg	NA	0.018 U	NA	NA	0.02 U
Acetone	67-64-1	500	1,000	0.05	mg/kg	NA	0.018 U	NA	NA	0.02 UB
Benzene	71-43-2	44	89	0.06	mg/kg	NA	0.0036 U	NA	NA	0.004 U
Bromodichloromethane	75-27-4	- -	- -	- -	mg/kg	NA	0.0036 U	NA	NA	0.004 U
Bromoform	75-25-2	- -	- -	- -	mg/kg	NA	0.0036 U	NA	NA	0.004 U
Bromomethane	74-83-9	- -	- -	- -	mg/kg	NA	0.0036 U	NA	NA	0.004 U
Carbon Disulfide	75-15-0	- -	- -	- -	mg/kg	NA	0.0036 U	NA	NA	0.004 U
Carbon Tetrachloride	56-23-5	22	44	0.76	mg/kg	NA	0.0036 U	NA	NA	0.004 U
CFC-11	75-69-4	- -	- -	- -	mg/kg	NA	0.0036 U	NA	NA	0.004 U
CFC-12	75-71-8	- -	- -	- -	mg/kg	NA	0.0036 U	NA	NA	0.004 U
Chlorobenzene	108-90-7	500	1,000	1.1	mg/kg	NA	0.0036 U	NA	NA	0.004 U
Chlorodibromomethane	124-48-1	- -	- -	- -	mg/kg	NA	0.0036 U	NA	NA	0.004 U
Chloroethane	75-00-3	- -	- -	- -	mg/kg	NA	0.0036 U	NA	NA	0.004 U
Chloroform	67-66-3	350	700	0.37	mg/kg	NA	0.0036 U	NA	NA	0.004 U
Chloromethane	74-87-3	- -	- -	- -	mg/kg	NA	0.0036 U	NA	NA	0.004 U
cis-1,2-Dichloroethene	156-59-2	500	1,000	0.25	mg/kg	NA	0.0036 U	NA	NA	0.004 U
cis-1,3-Dichloropropene	10061-01-5	- -	- -	- -	mg/kg	NA	0.0036 U	NA	NA	0.004 U
Cyclohexane	110-82-7	- -	- -	- -	mg/kg	NA	0.0036 U	NA	NA	0.004 U
Dichloromethane	75-09-2	500	1,000	0.05	mg/kg	NA	0.0036 U	NA	NA	0.004 U
Ethylbenzene	100-41-4	390	780	1	mg/kg	NA	0.0036 U	NA	NA	0.004 U
Isopropylbenzene	98-82-8	- -	- -	- -	mg/kg	NA	0.0036 U	NA	NA	0.004 U
Methyl Acetate	79-20-9	- -	- -	- -	mg/kg	NA	0.018 U	NA	NA	0.02 U
Methyl N-Butyl Ketone (2-Hexanone)	591-78-6	- -	- -	- -	mg/kg	NA	0.018 U	NA	NA	0.02 U
Methylcyclohexane	108-87-2	- -	- -	- -	mg/kg	NA	0.0036 U	NA	NA	0.004 U
Methyl-tert-butylether	1634-04-4	500	1,000	0.93	mg/kg	NA	0.0036 U	NA	NA	0.004 U
Styrene (Monomer)	100-42-5	- -	- -	- -	mg/kg	NA	0.0036 U	NA	NA	0.004 U
Tetrachloroethene	127-18-4	150	300	1.3	mg/kg	NA	0.0036 U	NA	NA	0.004 U
Toluene	108-88-3	500	1,000	0.7	mg/kg	NA	0.0036 U	NA	NA	0.004 U
Total Xylenes	1330-20-7	500	1,000	1.6	mg/kg	NA	0.0072 U	NA	NA	0.0079 U
trans-1,2-Dichloroethene	156-60-5	500	1,000	0.19	mg/kg	NA	0.0036 U	NA	NA	0.004 U
trans-1,3-Dichloropropene	10061-02-6	- -	- -	- -	mg/kg	NA	0.0036 U	NA	NA	0.004 U
Trichloroethene	79-01-6	200	400	0.47	mg/kg	NA	0.0036 U	NA	NA	0.004 U
Vinyl chloride	75-01-4	13	27	0.02	mg/kg	NA	0.0036 U	NA	NA	0.004 U
PCBs										
Aroclor 1016	12674-11-2	- -	- -	- -	mg/kg	0.24 U	0.27 U	0.27 U	0.29 U	0.23 U
Aroclor 1221	11104-28-2	- -	- -	- -	mg/kg	0.24 U	0.27 U	0.27 U	0.29 U	0.23 U
Aroclor 1232	11141-16-5	- -	- -	- -	mg/kg	0.24 U	0.27 U	0.27 U	0.29 U	0.23 U
Aroclor 1242	53469-21-9	- -	- -	- -	mg/kg	0.24 U	0.27 U	0.27 U	0.29 U	0.23 U
Aroclor 1248	12672-29-6	- -	- -	- -	mg/kg	0.24 U	0.27 U	0.27 U	0.29 U	0.23 U
Aroclor 1254	11097-69-1	- -	- -	- -	mg/kg	0.24 U	0.27 U	0.27 U	0.29 U	0.23 U
Aroclor 1260	11096-82-5	- -	- -	- -	mg/kg	0.24 U	0.27 U	0.27 U	0.29 U	0.23 U
Total PCBs		1	25	3.2	mg/kg	0.24 U	0.27 U	0.27 U	0.29 U	0.23 U

Table 3-2
2018 Sub-Slab Soil Analytical Data
RCRA Facility Investigation Work Plan for Sub-Slab Soils Area of Concern
Buffalo Service Shop
Tonawanda, New York

ARCADIS Design & Consultancy for natural and built assets

Location ID: Sample Depth(ft): Date Collected: Sample Name:	CAS Number	NYSDEC TABLE 375-6: COMMERCIAL USE SCO	NYSDEC TABLE 375-6: INDUSTRIAL USE SCO	NYSDEC TABLE 375-6: PROTECTION OF GW SCO	Units	SB-19 0 - 1 03/09/18 SB-19 (0-1)_20180309	SB-19 1 - 2 03/09/18 SB-19 (1-2)_20180309	SB-19 2 - 4 03/09/18 SB-19 (2-4)_20180309	SB-19 8 - 10 03/09/18 SB-19 (8-10)_20180309	SB-20 0 - 1 03/13/18 SB-20 (0-1)_20180313
Volatile Organics										
1,1,1-Trichloroethane	71-55-6	500	1,000	0.68	mg/kg	0.0039 U	0.0043 U	0.0037 U	0.0034 U	0.0043 U
1,1,2,2-Tetrachloroethane	79-34-5	- -	- -	- -	mg/kg	0.0039 U	0.0043 U	0.0037 U	0.0034 U	0.0043 U
1,1,2-trichloro-1,2,2-trifluoroethane	76-13-1	- -	- -	- -	mg/kg	0.0039 U	0.0043 U	0.0037 U	0.0034 U	0.0043 U
1,1,2-Trichloroethane	79-00-5	- -	- -	- -	mg/kg	0.0039 U	0.0043 U	0.0037 U	0.0034 U	0.0043 U
1,1-Dichloroethane	75-34-3	240	480	0.27	mg/kg	0.0039 U	0.0043 U	0.0037 U	0.0034 U	0.0043 U
1,1-Dichloroethene	75-35-4	500	1,000	0.33	mg/kg	0.0039 U	0.0043 U	0.0037 U	0.0034 U	0.0043 U
1,2,4-Trichlorobenzene	120-82-1	- -	- -	- -	mg/kg	0.0039 U	0.0043 U	0.0037 U	0.0034 U	0.0043 U
1,2-Dibromo-3-chloropropane	96-12-8	- -	- -	- -	mg/kg	0.0039 U	0.0043 U	0.0037 U	0.0034 U	0.0043 U
1,2-Dibromoethane	106-93-4	- -	- -	- -	mg/kg	0.0039 U	0.0043 U	0.0037 U	0.0034 U	0.0043 U
1,2-Dichlorobenzene	95-50-1	500	1,000	1.1	mg/kg	0.0039 U	0.0043 U	0.0037 U	0.0034 U	0.0043 U
1,2-Dichloroethane	107-06-2	30	60	0.02	mg/kg	0.0039 U	0.0043 U	0.0037 U	0.0034 U	0.0043 U
1,2-Dichloropropane	78-87-5	- -	- -	- -	mg/kg	0.0039 U	0.0043 U	0.0037 U	0.0034 U	0.0043 U
1,3-Dichlorobenzene	541-73-1	280	560	2.4	mg/kg	0.0039 U	0.0043 U	0.0037 U	0.0034 U	0.0043 U
1,4-Dichlorobenzene	106-46-7	130	250	1.8	mg/kg	0.0039 U	0.0043 U	0.0037 U	0.0034 U	0.0043 U
2-Butanone (MEK)	78-93-3	500	1,000	0.12	mg/kg	0.02 U	0.0027 J	0.018 U	0.017 U	0.022 U
4-Methyl-2-Pentanone	108-10-1	- -	- -	- -	mg/kg	0.02 U	0.022 U	0.018 U	0.017 U	0.022 U
Acetone	67-64-1	500	1,000	0.05	mg/kg	0.02 UB	0.037 UB	0.022 UB	0.017 UB	0.014 J
Benzene	71-43-2	44	89	0.06	mg/kg	0.0039 U	0.0043 U	0.0037 U	0.0034 U	0.0043 U
Bromodichloromethane	75-27-4	- -	- -	- -	mg/kg	0.0039 U	0.0043 U	0.0037 U	0.0034 U	0.0043 U
Bromoform	75-25-2	- -	- -	- -	mg/kg	0.0039 U	0.0043 U	0.0037 U	0.0034 U	0.0043 U
Bromomethane	74-83-9	- -	- -	- -	mg/kg	0.0039 U	0.0043 U	0.0037 U	0.0034 U	0.0043 U
Carbon Disulfide	75-15-0	- -	- -	- -	mg/kg	0.0039 U	0.0043 U	0.0037 U	0.0034 U	0.0043 U
Carbon Tetrachloride	56-23-5	22	44	0.76	mg/kg	0.0039 U	0.0043 U	0.0037 U	0.0034 U	0.0043 U
CFC-11	75-69-4	- -	- -	- -	mg/kg	0.0039 U	0.0043 U	0.0037 U	0.0034 U	0.0043 U
CFC-12	75-71-8	- -	- -	- -	mg/kg	0.0039 U	0.0043 U	0.0037 U	0.0034 U	0.0043 U
Chlorobenzene	108-90-7	500	1,000	1.1	mg/kg	0.0039 U	0.0043 U	0.0037 U	0.0034 U	0.0043 U
Chlorodibromomethane	124-48-1	- -	- -	- -	mg/kg	0.0039 U	0.0043 U	0.0037 U	0.0034 U	0.0043 U
Chloroethane	75-00-3	- -	- -	- -	mg/kg	0.0039 U	0.0043 U	0.0037 U	0.0034 U	0.0043 U
Chloroform	67-66-3	350	700	0.37	mg/kg	0.0039 U	0.0043 U	0.0037 U	0.0034 U	0.0043 U
Chloromethane	74-87-3	- -	- -	- -	mg/kg	0.0039 U	0.0043 U	0.0037 U	0.0034 U	0.0043 U
cis-1,2-Dichloroethene	156-59-2	500	1,000	0.25	mg/kg	0.0039 U	0.0043 U	0.0037 U	0.0034 U	0.0043 U
cis-1,3-Dichloropropene	10061-01-5	- -	- -	- -	mg/kg	0.0039 U	0.0043 U	0.0037 U	0.0034 U	0.0043 U
Cyclohexane	110-82-7	- -	- -	- -	mg/kg	0.0039 U	0.0043 U	0.0037 U	0.0034 U	0.0043 U
Dichloromethane	75-09-2	500	1,000	0.05	mg/kg	0.0039 U	0.0043 U	0.002 J	0.0021 J	0.0043 U
Ethylbenzene	100-41-4	390	780	1	mg/kg	0.0039 U	0.0043 U	0.0037 U	0.0034 U	0.0011 J
Isopropylbenzene	98-82-8	- -	- -	- -	mg/kg	0.0039 U	0.0043 U	0.0037 U	0.0034 U	0.0043 U
Methyl Acetate	79-20-9	- -	- -	- -	mg/kg	0.02 U	0.022 U	0.018 U	0.017 U	0.022 U
Methyl N-Butyl Ketone (2-Hexanone)	591-78-6	- -	- -	- -	mg/kg	0.02 U	0.022 U	0.018 U	0.017 U	0.022 U
Methylcyclohexane	108-87-2	- -	- -	- -	mg/kg	0.0039 U	0.0043 U	0.0037 U	0.0034 U	0.0043 U
Methyl-tert-butylether	1634-04-4	500	1,000	0.93	mg/kg	0.0039 U	0.0043 U	0.0037 U	0.0034 U	0.0043 U
Styrene (Monomer)	100-42-5	- -	- -	- -	mg/kg	0.0039 U	0.0043 U	0.0037 U	0.0034 U	0.0043 U
Tetrachloroethene	127-18-4	150	300	1.3	mg/kg	0.0039 U	0.0043 U	0.0037 U	0.0034 U	0.0043 U
Toluene	108-88-3	500	1,000	0.7	mg/kg	0.0039 U	0.0043 U	0.0037 U	0.0034 U	0.0043 U
Total Xylenes	1330-20-7	500	1,000	1.6	mg/kg	0.0078 U	0.0086 U	0.0073 U	0.0067 U	0.0087 U
trans-1,2-Dichloroethene	156-60-5	500	1,000	0.19	mg/kg	0.0039 U	0.0043 U	0.0037 U	0.0034 U	0.0043 U
trans-1,3-Dichloropropene	10061-02-6	- -	- -	- -	mg/kg	0.0039 U	0.0043 U	0.0037 U	0.0034 U	0.0043 U
Trichloroethene	79-01-6	200	400	0.47	mg/kg	0.0039 U	0.0043 U	0.0037 U	0.0034 U	0.0043 U
Vinyl chloride	75-01-4	13	27	0.02	mg/kg	0.0039 U	0.0043 U	0.0037 U	0.0034 U	0.0043 U
PCBs										
Aroclor 1016	12674-11-2	- -	- -	- -	mg/kg	0.28 U	0.26 U	0.25 U	0.2 U	0.28 U
Aroclor 1221	11104-28-2	- -	- -	- -	mg/kg	0.28 U	0.26 U	0.25 U	0.2 U	0.28 U
Aroclor 1232	11141-16-5	- -	- -	- -	mg/kg	0.28 U	0.26 U	0.25 U	0.2 U	0.28 U
Aroclor 1242	53469-21-9	- -	- -	- -	mg/kg	0.28 U	0.26 U	0.25 U	0.2 U	0.28 U
Aroclor 1248	12672-29-6	- -	- -	- -	mg/kg	0.28 U	0.26 U	0.25 U	0.2 U	0.28 U
Aroclor 1254	11097-69-1	- -	- -	- -	mg/kg	0.28 U	0.26 U	0.25 U	0.2 U	0.28 U
Aroclor 1260	11096-82-5	- -	- -	- -	mg/kg	0.28 U	0.26 U	0.25 U	0.2 U	0.28 U
Total PCBs		1	25	3.2	mg/kg	0.28 U	0.26 U	0.25 U	0.2 U	0.28 U

Table 3-2
2018 Sub-Slab Soil Analytical Data
RCRA Facility Investigation Work Plan for Sub-Slab Soils Area of Concern
Buffalo Service Shop
Tonawanda, New York

ARCADIS Design & Consultancy for natural and built assets

Location ID: Sample Depth(ft): Date Collected: Sample Name:	CAS Number	NYSDEC TABLE 375-6: COMMERCIAL USE SCO	NYSDEC TABLE 375-6: INDUSTRIAL USE SCO	NYSDEC TABLE 375-6: PROTECTION OF GW SCO	Units	SB-20 1 - 2 03/13/18 SB-20 (1-2)_20180313	SB-20 6 - 8 03/13/18 SB-20 (6-8)_20180313	SB-21 0 - 1 03/07/18 SB-21 (0-1)_20180307	SB-21 1 - 2 03/07/18 SB-21 (1-2)_20180307	SB-21 2 - 4 03/07/18 SB-21 (2-4)_20180307
Volatile Organics										
1,1,1-Trichloroethane	71-55-6	500	1,000	0.68	mg/kg	NA	0.0041 UJ	0.0046 U	0.0048 U	0.0045 U
1,1,2,2-Tetrachloroethane	79-34-5	- -	- -	- -	mg/kg	NA	0.0041 UJ	0.0046 U	0.0048 U	0.0045 U
1,1,2-trichloro-1,2,2-trifluoroethane	76-13-1	- -	- -	- -	mg/kg	NA	0.0041 U	0.0046 U	0.0048 U	0.0045 U
1,1,2-Trichloroethane	79-00-5	- -	- -	- -	mg/kg	NA	0.0041 UJ	0.0046 U	0.0048 U	0.0045 U
1,1-Dichloroethane	75-34-3	240	480	0.27	mg/kg	NA	0.0041 U	0.0087	0.015	0.0007 J
1,1-Dichloroethene	75-35-4	500	1,000	0.33	mg/kg	NA	0.0041 U	0.0015 J	0.0036 J	0.0045 U
1,2,4-Trichlorobenzene	120-82-1	- -	- -	- -	mg/kg	NA	0.0041 UJ	0.0046 U	0.0048 U	0.0045 U
1,2-Dibromo-3-chloropropane	96-12-8	- -	- -	- -	mg/kg	NA	0.0041 UJ	0.0046 U	0.0048 U	0.0045 U
1,2-Dibromoethane	106-93-4	- -	- -	- -	mg/kg	NA	0.0041 UJ	0.0046 U	0.0048 U	0.0045 U
1,2-Dichlorobenzene	95-50-1	500	1,000	1.1	mg/kg	NA	0.0041 UJ	0.0046 U	0.0048 U	0.0045 U
1,2-Dichloroethane	107-06-2	30	60	0.02	mg/kg	NA	0.0041 UJ	0.0046 U	0.0048 U	0.0045 U
1,2-Dichloropropane	78-87-5	- -	- -	- -	mg/kg	NA	0.0041 U	0.0046 U	0.0048 U	0.0045 U
1,3-Dichlorobenzene	541-73-1	280	560	2.4	mg/kg	NA	0.0041 UJ	0.0046 U	0.0048 U	0.0045 U
1,4-Dichlorobenzene	106-46-7	130	250	1.8	mg/kg	NA	0.0041 UJ	0.0046 U	0.0048 U	0.0045 U
2-Butanone (MEK)	78-93-3	500	1,000	0.12	mg/kg	NA	0.02 UJ	0.0082 J	0.0058 J	0.023 U
4-Methyl-2-Pentanone	108-10-1	- -	- -	- -	mg/kg	NA	0.02 UJ	0.023 U	0.024 U	0.023 U
Acetone	67-64-1	500	1,000	0.05	mg/kg	NA	0.0085 J	**0.065**	**0.058**	0.023 UB
Benzene	71-43-2	44	89	0.06	mg/kg	NA	0.0041 UJ	0.0046 U	0.0048 U	0.0045 U
Bromodichloromethane	75-27-4	- -	- -	- -	mg/kg	NA	0.0041 UJ	0.0046 U	0.0048 U	0.0045 U
Bromoform	75-25-2	- -	- -	- -	mg/kg	NA	0.0041 UJ	0.0046 U	0.0048 U	0.0045 U
Bromomethane	74-83-9	- -	- -	- -	mg/kg	NA	0.0041 U	0.0046 U	0.0048 U	0.0045 U
Carbon Disulfide	75-15-0	- -	- -	- -	mg/kg	NA	0.0041 U	0.0046 U	0.0048 U	0.0045 U
Carbon Tetrachloride	56-23-5	22	44	0.76	mg/kg	NA	0.0041 UJ	0.0046 U	0.0048 U	0.0045 U
CFC-11	75-69-4	- -	- -	- -	mg/kg	NA	0.0041 U	0.0046 U	0.0048 U	0.0045 U
CFC-12	75-71-8	- -	- -	- -	mg/kg	NA	0.0041 U	0.0046 U	0.0048 U	0.0045 U
Chlorobenzene	108-90-7	500	1,000	1.1	mg/kg	NA	0.0041 UJ	0.0046 U	0.0048 U	0.0045 U
Chlorodibromomethane	124-48-1	- -	- -	- -	mg/kg	NA	0.0041 UJ	0.0046 U	0.0048 U	0.0045 U
Chloroethane	75-00-3	- -	- -	- -	mg/kg	NA	0.0041 U	0.0025 J	0.0065	0.0045 U
Chloroform	67-66-3	350	700	0.37	mg/kg	NA	0.0041 UJ	0.0046 U	0.0048 U	0.0045 U
Chloromethane	74-87-3	- -	- -	- -	mg/kg	NA	0.0041 U	0.0046 U	0.0048 U	0.0045 U
cis-1,2-Dichloroethene	156-59-2	500	1,000	0.25	mg/kg	NA	0.0041 UJ	0.0016 J	0.0036 J	0.00097 J
cis-1,3-Dichloropropene	10061-01-5	- -	- -	- -	mg/kg	NA	0.0041 UJ	0.0046 U	0.0048 U	0.0045 U
Cyclohexane	110-82-7	- -	- -	- -	mg/kg	NA	0.0041 U	0.0046 U	0.0048 U	0.0045 U
Dichloromethane	75-09-2	500	1,000	0.05	mg/kg	NA	0.0041 U	0.0046 U	0.0048 U	0.0045 UB
Ethylbenzene	100-41-4	390	780	1	mg/kg	NA	0.0041 UJ	0.0046 U	0.0048 U	0.0045 U
Isopropylbenzene	98-82-8	- -	- -	- -	mg/kg	NA	0.0041 UJ	0.0046 U	0.0048 U	0.0045 U
Methyl Acetate	79-20-9	- -	- -	- -	mg/kg	NA	0.02 U	0.023 U	0.024 U	0.023 U
Methyl N-Butyl Ketone (2-Hexanone)	591-78-6	- -	- -	- -	mg/kg	NA	0.02 U	0.023 U	0.024 U	0.023 U
Methylcyclohexane	108-87-2	- -	- -	- -	mg/kg	NA	0.0041 U	0.0046 U	0.0048 U	0.0045 U
Methyl-tert-butylether	1634-04-4	500	1,000	0.93	mg/kg	NA	0.0041 U	0.0046 U	0.0048 U	0.0045 U
Styrene (Monomer)	100-42-5	- -	- -	- -	mg/kg	NA	0.0041 UJ	0.0046 U	0.0048 U	0.0045 U
Tetrachloroethene	127-18-4	150	300	1.3	mg/kg	NA	0.0041 UJ	0.0046 U	0.0048 U	0.0045 U
Toluene	108-88-3	500	1,000	0.7	mg/kg	NA	0.0041 UJ	0.0046 U	0.0048 U	0.0045 U
Total Xylenes	1330-20-7	500	1,000	1.6	mg/kg	NA	0.0081 UJ	0.001 J	0.0097 U	0.009 U
trans-1,2-Dichloroethene	156-60-5	500	1,000	0.19	mg/kg	NA	0.0041 UJ	0.0046 U	0.0048 U	0.00049 J
trans-1,3-Dichloropropene	10061-02-6	- -	- -	- -	mg/kg	NA	0.0041 UJ	0.0046 U	0.0048 U	0.0045 U
Trichloroethene	79-01-6	200	400	0.47	mg/kg	NA	0.0041 UJ	0.0046 U	0.0048 U	0.0045 U
Vinyl chloride	75-01-4	13	27	0.02	mg/kg	NA	0.0041 U	0.0046 U	0.0048 U	0.0045 U
PCBs										
Aroclor 1016	12674-11-2	- -	- -	- -	mg/kg	0.23 U	0.25 U	0.32 U	0.3 U	NA
Aroclor 1221	11104-28-2	- -	- -	- -	mg/kg	0.23 U	0.25 U	0.32 U	0.3 U	NA
Aroclor 1232	11141-16-5	- -	- -	- -	mg/kg	0.23 U	0.25 U	0.32 U	0.3 U	NA
Aroclor 1242	53469-21-9	- -	- -	- -	mg/kg	0.23 U	0.25 U	0.32 U	0.3 U	NA
Aroclor 1248	12672-29-6	- -	- -	- -	mg/kg	0.23 U	0.25 U	0.32 U	0.3 U	NA
Aroclor 1254	11097-69-1	- -	- -	- -	mg/kg	0.23 U	0.25 U	0.42 J	0.35 J	NA
Aroclor 1260	11096-82-5	- -	- -	- -	mg/kg	0.23 U	0.25 U	0.32 U	0.3 U	NA
Total PCBs		1	25	3.2	mg/kg	0.23 U	0.25 U	0.42 J	0.35 J	NA

Table 3-2
2018 Sub-Slab Soil Analytical Data
RCRA Facility Investigation Work Plan for Sub-Slab Soils Area of Concern
Buffalo Service Shop
Tonawanda, New York

ARCADIS Design & Consultancy for natural and built assets

Location ID: Sample Depth(ft): Date Collected: Sample Name:	CAS Number	NYSDEC TABLE 375-6: COMMERCIAL USE SCO	NYSDEC TABLE 375-6: INDUSTRIAL USE SCO	NYSDEC TABLE 375-6: PROTECTION OF GW SCO	Units	SB-21 4 - 6 03/08/18 SB-21 (4-6)_20180308	SB-21 6 - 8 03/08/18 SB-21 (6-8)_20180308	SB-21 8 - 10 03/08/18 SB-21 (8-10)_20180308	SB-21 10 - 12 03/08/18 SB-21 (10-12)_20180308	SB-22 0 - 1 03/08/18 SB-22 (0-1)_20180308
Volatile Organics										
1,1,1-Trichloroethane	71-55-6	500	1,000	0.68	mg/kg	0.0045 U	0.004 U [0.004 U]	0.0048 U	0.0039 U	NA
1,1,2,2-Tetrachloroethane	79-34-5	- -	- -	- -	mg/kg	0.0045 U	0.004 U [0.004 U]	0.0048 U	0.0039 U	NA
1,1,2-trichloro-1,2,2-trifluoroethane	76-13-1	- -	- -	- -	mg/kg	0.0045 U	0.004 U [0.004 U]	0.0048 U	0.0039 U	NA
1,1,2-Trichloroethane	79-00-5	- -	- -	- -	mg/kg	0.0045 U	0.004 U [0.004 U]	0.0048 U	0.0039 U	NA
1,1-Dichloroethane	75-34-3	240	480	0.27	mg/kg	0.0037 J	0.041 J [0.0017 J]	0.0048 U	0.00052 J	NA
1,1-Dichloroethene	75-35-4	500	1,000	0.33	mg/kg	0.0045 U	0.0096 [0.0084]	0.0024 J	0.0027 J	NA
1,2,4-Trichlorobenzene	120-82-1	- -	- -	- -	mg/kg	0.0045 U	0.004 U [0.004 U]	0.0048 U	0.0039 U	NA
1,2-Dibromo-3-chloropropane	96-12-8	- -	- -	- -	mg/kg	0.0045 U	0.004 U [0.004 U]	0.0048 U	0.0039 U	NA
1,2-Dibromoethane	106-93-4	- -	- -	- -	mg/kg	0.0045 U	0.004 U [0.004 U]	0.0048 U	0.0039 U	NA
1,2-Dichlorobenzene	95-50-1	500	1,000	1.1	mg/kg	0.0045 U	0.004 U [0.004 U]	0.0048 U	0.0039 U	NA
1,2-Dichloroethane	107-06-2	30	60	0.02	mg/kg	0.0045 U	0.00047 J [0.004 U]	0.0048 U	0.0039 U	NA
1,2-Dichloropropane	78-87-5	- -	- -	- -	mg/kg	0.0045 U	0.004 U [0.004 U]	0.0048 U	0.0039 U	NA
1,3-Dichlorobenzene	541-73-1	280	560	2.4	mg/kg	0.0045 U	0.004 U [0.004 U]	0.0048 U	0.0039 U	NA
1,4-Dichlorobenzene	106-46-7	130	250	1.8	mg/kg	0.0045 U	0.004 U [0.004 U]	0.0048 U	0.0039 U	NA
2-Butanone (MEK)	78-93-3	500	1,000	0.12	mg/kg	0.022 U	0.02 U [0.02 U]	0.024 U	0.019 U	NA
4-Methyl-2-Pentanone	108-10-1	- -	- -	- -	mg/kg	0.022 U	0.02 U [0.02 U]	0.024 U	0.019 U	NA
Acetone	67-64-1	500	1,000	0.05	mg/kg	0.022 UB	0.02 UB [0.02 UB]	0.024 UB	0.019 UB	NA
Benzene	71-43-2	44	89	0.06	mg/kg	0.0045 U	0.00044 J [0.00038 J]	0.0048 U	0.0039 U	NA
Bromodichloromethane	75-27-4	- -	- -	- -	mg/kg	0.0045 U	0.004 U [0.004 U]	0.0048 U	0.0039 U	NA
Bromoform	75-25-2	- -	- -	- -	mg/kg	0.0045 U	0.004 U [0.004 U]	0.0048 U	0.0039 U	NA
Bromomethane	74-83-9	- -	- -	- -	mg/kg	0.0045 U	0.004 U [0.004 U]	0.0048 U	0.0039 U	NA
Carbon Disulfide	75-15-0	- -	- -	- -	mg/kg	0.0045 U	0.004 U [0.004 U]	0.0048 U	0.0039 U	NA
Carbon Tetrachloride	56-23-5	22	44	0.76	mg/kg	0.0045 U	0.004 U [0.004 U]	0.0048 U	0.0039 U	NA
CFC-11	75-69-4	- -	- -	- -	mg/kg	0.0045 U	0.004 U [0.004 U]	0.0048 U	0.0039 U	NA
CFC-12	75-71-8	- -	- -	- -	mg/kg	0.0045 U	0.004 U [0.004 U]	0.0048 U	0.0039 U	NA
Chlorobenzene	108-90-7	500	1,000	1.1	mg/kg	0.0045 U	0.004 U [0.004 U]	0.0048 U	0.0039 U	NA
Chlorodibromomethane	124-48-1	- -	- -	- -	mg/kg	0.0045 U	0.004 U [0.004 U]	0.0048 U	0.0039 U	NA
Chloroethane	75-00-3	- -	- -	- -	mg/kg	0.0018 J	0.054 J [0.0029 J]	0.0048 U	0.0039 U	NA
Chloroform	67-66-3	350	700	0.37	mg/kg	0.0045 U	0.004 U [0.004 U]	0.0048 U	0.0039 U	NA
Chloromethane	74-87-3	- -	- -	- -	mg/kg	0.0045 U	0.004 U [0.004 U]	0.0048 U	0.0039 U	NA
cis-1,2-Dichloroethene	156-59-2	500	1,000	0.25	mg/kg	0.0011 J	0.016 [0.01]	0.0045 J	0.003 J	NA
cis-1,3-Dichloropropene	10061-01-5	- -	- -	- -	mg/kg	0.0045 U	0.004 U [0.004 U]	0.0048 U	0.0039 U	NA
Cyclohexane	110-82-7	- -	- -	- -	mg/kg	0.0045 U	0.004 U [0.004 U]	0.0048 U	0.0039 U	NA
Dichloromethane	75-09-2	500	1,000	0.05	mg/kg	0.0045 U	0.004 U [0.004 U]	0.0032 J	0.0039 UB	NA
Ethylbenzene	100-41-4	390	780	1	mg/kg	0.0045 U	0.004 U [0.004 U]	0.0048 U	0.0039 U	NA
Isopropylbenzene	98-82-8	- -	- -	- -	mg/kg	0.0045 U	0.004 U [0.004 U]	0.0048 U	0.0039 U	NA
Methyl Acetate	79-20-9	- -	- -	- -	mg/kg	0.022 U	0.02 U [0.02 U]	0.024 U	0.019 U	NA
Methyl N-Butyl Ketone (2-Hexanone)	591-78-6	- -	- -	- -	mg/kg	0.022 U	0.02 U [0.02 U]	0.024 U	0.019 U	NA
Methylcyclohexane	108-87-2	- -	- -	- -	mg/kg	0.0045 U	0.004 U [0.004 U]	0.0048 U	0.0039 U	NA
Methyl-tert-butylether	1634-04-4	500	1,000	0.93	mg/kg	0.0045 U	0.004 U [0.004 U]	0.0048 U	0.0039 U	NA
Styrene (Monomer)	100-42-5	- -	- -	- -	mg/kg	0.0045 U	0.004 U [0.004 U]	0.0048 U	0.0039 U	NA
Tetrachloroethene	127-18-4	150	300	1.3	mg/kg	0.0045 U	0.004 U [0.004 U]	0.0048 U	0.0039 U	NA
Toluene	108-88-3	500	1,000	0.7	mg/kg	0.0045 U	0.004 U [0.004 U]	0.0048 U	0.0039 U	NA
Total Xylenes	1330-20-7	500	1,000	1.6	mg/kg	0.009 U	0.008 U [0.008 U]	0.0097 U	0.0078 U	NA
trans-1,2-Dichloroethene	156-60-5	500	1,000	0.19	mg/kg	0.0045 U	0.00041 J [0.004 U]	0.00069 J	0.00049 J	NA
trans-1,3-Dichloropropene	10061-02-6	- -	- -	- -	mg/kg	0.0045 U	0.004 U [0.004 U]	0.0048 U	0.0039 U	NA
Trichloroethene	79-01-6	200	400	0.47	mg/kg	0.0045 U	0.00098 J [0.004 U]	0.0048 U	0.0039 U	NA
Vinyl chloride	75-01-4	13	27	0.02	mg/kg	0.0045 U	0.004 U [0.004 U]	0.0048 U	0.0039 U	NA
PCBs										
Aroclor 1016	12674-11-2	- -	- -	- -	mg/kg	NA	0.27 U [0.23 U]	NA	NA	0.26 U
Aroclor 1221	11104-28-2	- -	- -	- -	mg/kg	NA	0.27 U [0.23 U]	NA	NA	0.26 U
Aroclor 1232	11141-16-5	- -	- -	- -	mg/kg	NA	0.27 U [0.23 U]	NA	NA	0.26 U
Aroclor 1242	53469-21-9	- -	- -	- -	mg/kg	NA	0.27 U [0.23 U]	NA	NA	0.26 U
Aroclor 1248	12672-29-6	- -	- -	- -	mg/kg	NA	0.27 U [0.23 U]	NA	NA	0.26 U
Aroclor 1254	11097-69-1	- -	- -	- -	mg/kg	NA	0.27 U [0.23 U]	NA	NA	0.26 U
Aroclor 1260	11096-82-5	- -	- -	- -	mg/kg	NA	0.27 U [0.23 U]	NA	NA	0.26 U
Total PCBs		1	25	3.2	mg/kg	NA	0.27 U [0.23 U]	NA	NA	0.26 U

Table 3-2
2018 Sub-Slab Soil Analytical Data
RCRA Facility Investigation Work Plan for Sub-Slab Soils Area of Concern
Buffalo Service Shop
Tonawanda, New York

ARCADIS Design & Consultancy for natural and built assets

Location ID: Sample Depth(ft): Date Collected: Sample Name:	CAS Number	NYSDEC TABLE 375-6: COMMERCIAL USE SCO	NYSDEC TABLE 375-6: INDUSTRIAL USE SCO	NYSDEC TABLE 375-6: PROTECTION OF GW SCO	Units	SB-22 1 - 2 03/08/18 SB-22 (1-2)_20180308	SB-22 2 - 4 03/08/18 SB-22 (2-4)_20180308	SB-22 6 - 8 03/09/18 SB-22 (6-8)_20180309	SB-23 0 - 1 03/08/18 SB-23 (0-1)_20180308	SB-23 1 - 2 03/08/18 SB-23 (1-2)_20180308
Volatile Organics										
1,1,1-Trichloroethane	71-55-6	500	1,000	0.68	mg/kg	NA	0.004 U	0.0039 U	0.0043 U	NA
1,1,2,2-Tetrachloroethane	79-34-5	- -	- -	- -	mg/kg	NA	0.004 U	0.0039 U	0.0043 U	NA
1,1,2-trichloro-1,2,2-trifluoroethane	76-13-1	- -	- -	- -	mg/kg	NA	0.004 U	0.0039 U	0.0043 U	NA
1,1,2-Trichloroethane	79-00-5	- -	- -	- -	mg/kg	NA	0.004 U	0.0039 U	0.0043 U	NA
1,1-Dichloroethane	75-34-3	240	480	0.27	mg/kg	NA	0.004 U	0.0039 U	0.0043 U	NA
1,1-Dichloroethene	75-35-4	500	1,000	0.33	mg/kg	NA	0.004 U	0.0039 U	0.0043 U	NA
1,2,4-Trichlorobenzene	120-82-1	- -	- -	- -	mg/kg	NA	0.004 U	0.0039 U	0.0043 U	NA
1,2-Dibromo-3-chloropropane	96-12-8	- -	- -	- -	mg/kg	NA	0.004 U	0.0039 U	0.0043 U	NA
1,2-Dibromoethane	106-93-4	- -	- -	- -	mg/kg	NA	0.004 U	0.0039 U	0.0043 U	NA
1,2-Dichlorobenzene	95-50-1	500	1,000	1.1	mg/kg	NA	0.004 U	0.0039 U	0.0043 U	NA
1,2-Dichloroethane	107-06-2	30	60	0.02	mg/kg	NA	0.004 U	0.0039 U	0.0043 U	NA
1,2-Dichloropropane	78-87-5	- -	- -	- -	mg/kg	NA	0.004 U	0.0039 U	0.0043 U	NA
1,3-Dichlorobenzene	541-73-1	280	560	2.4	mg/kg	NA	0.004 U	0.0039 U	0.0043 U	NA
1,4-Dichlorobenzene	106-46-7	130	250	1.8	mg/kg	NA	0.004 U	0.0039 U	0.0043 U	NA
2-Butanone (MEK)	78-93-3	500	1,000	0.12	mg/kg	NA	0.0057 J	0.02 U	0.0047 J	NA
4-Methyl-2-Pentanone	108-10-1	- -	- -	- -	mg/kg	NA	0.02 U	0.02 U	0.021 U	NA
Acetone	67-64-1	500	1,000	0.05	mg/kg	NA	0.04	0.02 UB	0.049	NA
Benzene	71-43-2	44	89	0.06	mg/kg	NA	0.004 U	0.0039 U	0.0043 U	NA
Bromodichloromethane	75-27-4	- -	- -	- -	mg/kg	NA	0.004 U	0.0039 U	0.0043 U	NA
Bromoform	75-25-2	- -	- -	- -	mg/kg	NA	0.004 U	0.0039 U	0.0043 U	NA
Bromomethane	74-83-9	- -	- -	- -	mg/kg	NA	0.004 U	0.0039 U	0.0043 U	NA
Carbon Disulfide	75-15-0	- -	- -	- -	mg/kg	NA	0.004 U	0.0039 U	0.0043 U	NA
Carbon Tetrachloride	56-23-5	22	44	0.76	mg/kg	NA	0.004 U	0.0039 U	0.0043 U	NA
CFC-11	75-69-4	- -	- -	- -	mg/kg	NA	0.004 U	0.0039 U	0.0043 U	NA
CFC-12	75-71-8	- -	- -	- -	mg/kg	NA	0.004 U	0.0039 U	0.0043 U	NA
Chlorobenzene	108-90-7	500	1,000	1.1	mg/kg	NA	0.004 U	0.0039 U	0.0043 U	NA
Chlorodibromomethane	124-48-1	- -	- -	- -	mg/kg	NA	0.004 U	0.0039 U	0.0043 U	NA
Chloroethane	75-00-3	- -	- -	- -	mg/kg	NA	0.004 U	0.0039 U	0.0043 U	NA
Chloroform	67-66-3	350	700	0.37	mg/kg	NA	0.004 U	0.0039 U	0.0043 U	NA
Chloromethane	74-87-3	- -	- -	- -	mg/kg	NA	0.004 U	0.0039 U	0.0043 U	NA
cis-1,2-Dichloroethene	156-59-2	500	1,000	0.25	mg/kg	NA	0.004 U	0.0039 U	0.0043 U	NA
cis-1,3-Dichloropropene	10061-01-5	- -	- -	- -	mg/kg	NA	0.004 U	0.0039 U	0.0043 U	NA
Cyclohexane	110-82-7	- -	- -	- -	mg/kg	NA	0.004 U	0.0039 U	0.0043 U	NA
Dichloromethane	75-09-2	500	1,000	0.05	mg/kg	NA	0.004 U	0.0021 J	0.0043 U	NA
Ethylbenzene	100-41-4	390	780	1	mg/kg	NA	0.004 U	0.0039 U	0.0043 U	NA
Isopropylbenzene	98-82-8	- -	- -	- -	mg/kg	NA	0.004 U	0.0039 U	0.0043 U	NA
Methyl Acetate	79-20-9	- -	- -	- -	mg/kg	NA	0.02 U	0.02 U	0.021 U	NA
Methyl N-Butyl Ketone (2-Hexanone)	591-78-6	- -	- -	- -	mg/kg	NA	0.02 U	0.02 U	0.021 U	NA
Methylcyclohexane	108-87-2	- -	- -	- -	mg/kg	NA	0.004 U	0.0039 U	0.0043 U	NA
Methyl-tert-butylether	1634-04-4	500	1,000	0.93	mg/kg	NA	0.004 U	0.0039 U	0.0043 U	NA
Styrene (Monomer)	100-42-5	- -	- -	- -	mg/kg	NA	0.004 U	0.0039 U	0.0043 U	NA
Tetrachloroethene	127-18-4	150	300	1.3	mg/kg	NA	0.004 U	0.0039 U	0.0043 U	NA
Toluene	108-88-3	500	1,000	0.7	mg/kg	NA	0.004 U	0.0039 U	0.0043 U	NA
Total Xylenes	1330-20-7	500	1,000	1.6	mg/kg	NA	0.008 U	0.0079 U	0.0085 U	NA
trans-1,2-Dichloroethene	156-60-5	500	1,000	0.19	mg/kg	NA	0.004 U	0.0039 U	0.0043 U	NA
trans-1,3-Dichloropropene	10061-02-6	- -	- -	- -	mg/kg	NA	0.004 U	0.0039 U	0.0043 U	NA
Trichloroethene	79-01-6	200	400	0.47	mg/kg	NA	0.004 U	0.0039 U	0.0043 U	NA
Vinyl chloride	75-01-4	13	27	0.02	mg/kg	NA	0.004 U	0.0039 U	0.0043 U	NA
PCBs										
Aroclor 1016	12674-11-2	- -	- -	- -	mg/kg	0.23 U	0.24 U	0.26 U	0.28 U	0.24 U
Aroclor 1221	11104-28-2	- -	- -	- -	mg/kg	0.23 U	0.24 U	0.26 U	0.28 U	0.24 U
Aroclor 1232	11141-16-5	- -	- -	- -	mg/kg	0.23 U	0.24 U	0.26 U	0.28 U	0.24 U
Aroclor 1242	53469-21-9	- -	- -	- -	mg/kg	0.23 U	0.24 U	0.26 U	0.28 U	0.24 U
Aroclor 1248	12672-29-6	- -	- -	- -	mg/kg	0.23 U	0.24 U	0.26 U	0.28 U	0.24 U
Aroclor 1254	11097-69-1	- -	- -	- -	mg/kg	0.23 U	0.24 U	0.26 U	0.28 U	0.24 U
Aroclor 1260	11096-82-5	- -	- -	- -	mg/kg	0.23 U	0.24 U	0.26 U	0.28 U	0.24 U
Total PCBs		1	25	3.2	mg/kg	0.23 U	0.24 U	0.26 U	0.28 U	0.24 U

Table 3-2
2018 Sub-Slab Soil Analytical Data
RCRA Facility Investigation Work Plan for Sub-Slab Soils Area of Concern
Buffalo Service Shop
Tonawanda, New York

ARCADIS Design & Consultancy for natural and built assets

Location ID: Sample Depth(ft): Date Collected: Sample Name:	CAS Number	NYSDEC TABLE 375-6: COMMERCIAL USE SCO	NYSDEC TABLE 375-6: INDUSTRIAL USE SCO	NYSDEC TABLE 375-6: PROTECTION OF GW SCO	Units	SB-23 6 - 8 03/08/18 SB-23 (6-8)_20180308	SB-24 0 - 1 03/08/18 SB-24 (0-1)_20180308	SB-24 1 - 2 03/08/18 SB-24 (1-2)_20180308	SB-24 6 - 8 03/08/18 SB-24 (6-8)_20180308	SB-25 1 - 2 03/14/18 SB-25 (1-2)_20180314
Volatile Organics										
1,1,1-Trichloroethane	71-55-6	500	1,000	0.68	mg/kg	0.0035 U	NA	NA	0.0034 U	0.0039 UJ
1,1,2,2-Tetrachloroethane	79-34-5	- -	- -	- -	mg/kg	0.0035 U	NA	NA	0.0034 UJ	0.0039 UJ
1,1,2-trichloro-1,2,2-trifluoroethane	76-13-1	- -	- -	- -	mg/kg	0.0035 U	NA	NA	0.0034 U	0.0039 UJ
1,1,2-Trichloroethane	79-00-5	- -	- -	- -	mg/kg	0.0035 U	NA	NA	0.0034 UJ	0.0039 UJ
1,1-Dichloroethane	75-34-3	240	480	0.27	mg/kg	0.0035 U	NA	NA	0.0034 U	0.0039 UJ
1,1-Dichloroethene	75-35-4	500	1,000	0.33	mg/kg	0.0035 U	NA	NA	0.0034 U	0.0039 UJ
1,2,4-Trichlorobenzene	120-82-1	- -	- -	- -	mg/kg	0.0035 U	NA	NA	0.0034 U	0.0039 UJ
1,2-Dibromo-3-chloropropane	96-12-8	- -	- -	- -	mg/kg	0.0035 U	NA	NA	0.0034 U	0.0039 UJ
1,2-Dibromoethane	106-93-4	- -	- -	- -	mg/kg	0.0035 U	NA	NA	0.0034 U	0.0039 UJ
1,2-Dichlorobenzene	95-50-1	500	1,000	1.1	mg/kg	0.0035 U	NA	NA	0.0034 U	0.0039 UJ
1,2-Dichloroethane	107-06-2	30	60	0.02	mg/kg	0.0035 U	NA	NA	0.0034 U	0.0039 UJ
1,2-Dichloropropane	78-87-5	- -	- -	- -	mg/kg	0.0035 U	NA	NA	0.0034 U	0.0039 UJ
1,3-Dichlorobenzene	541-73-1	280	560	2.4	mg/kg	0.0035 U	NA	NA	0.0034 U	0.0039 UJ
1,4-Dichlorobenzene	106-46-7	130	250	1.8	mg/kg	0.0035 U	NA	NA	0.0034 U	0.0039 UJ
2-Butanone (MEK)	78-93-3	500	1,000	0.12	mg/kg	0.018 U	NA	NA	0.017 UJ	0.02 UJ
4-Methyl-2-Pentanone	108-10-1	- -	- -	- -	mg/kg	0.018 U	NA	NA	0.017 U	0.02 UJ
Acetone	67-64-1	500	1,000	0.05	mg/kg	0.018 UB	NA	NA	0.017 UB	0.015 J
Benzene	71-43-2	44	89	0.06	mg/kg	0.0035 U	NA	NA	0.0034 U	0.0039 UJ
Bromodichloromethane	75-27-4	- -	- -	- -	mg/kg	0.0035 U	NA	NA	0.0034 U	0.0039 UJ
Bromoform	75-25-2	- -	- -	- -	mg/kg	0.0035 U	NA	NA	0.0034 U	0.0039 UJ
Bromomethane	74-83-9	- -	- -	- -	mg/kg	0.0035 U	NA	NA	0.0034 U	0.0039 UJ
Carbon Disulfide	75-15-0	- -	- -	- -	mg/kg	0.0035 U	NA	NA	0.0034 U	0.0039 UJ
Carbon Tetrachloride	56-23-5	22	44	0.76	mg/kg	0.0035 U	NA	NA	0.0034 U	0.0039 UJ
CFC-11	75-69-4	- -	- -	- -	mg/kg	0.0035 U	NA	NA	0.0034 U	0.0039 UJ
CFC-12	75-71-8	- -	- -	- -	mg/kg	0.0035 U	NA	NA	0.0034 U	0.0039 UJ
Chlorobenzene	108-90-7	500	1,000	1.1	mg/kg	0.0035 U	NA	NA	0.0034 U	0.0039 UJ
Chlorodibromomethane	124-48-1	- -	- -	- -	mg/kg	0.0035 U	NA	NA	0.0034 U	0.0039 UJ
Chloroethane	75-00-3	- -	- -	- -	mg/kg	0.0035 U	NA	NA	0.0034 U	0.0039 UJ
Chloroform	67-66-3	350	700	0.37	mg/kg	0.0035 U	NA	NA	0.0034 U	0.0039 UJ
Chloromethane	74-87-3	- -	- -	- -	mg/kg	0.0035 U	NA	NA	0.0034 U	0.0039 UJ
cis-1,2-Dichloroethene	156-59-2	500	1,000	0.25	mg/kg	0.0035 U	NA	NA	0.0034 U	0.0039 UJ
cis-1,3-Dichloropropene	10061-01-5	- -	- -	- -	mg/kg	0.0035 U	NA	NA	0.0034 U	0.0039 UJ
Cyclohexane	110-82-7	- -	- -	- -	mg/kg	0.0035 U	NA	NA	0.0034 U	0.0039 UJ
Dichloromethane	75-09-2	500	1,000	0.05	mg/kg	0.0035 U	NA	NA	0.0034 U	0.0039 UJ
Ethylbenzene	100-41-4	390	780	1	mg/kg	0.0035 U	NA	NA	0.0034 U	0.0039 UJ
Isopropylbenzene	98-82-8	- -	- -	- -	mg/kg	0.0035 U	NA	NA	0.0034 U	0.0039 UJ
Methyl Acetate	79-20-9	- -	- -	- -	mg/kg	0.018 U	NA	NA	0.017 U	0.02 UJ
Methyl N-Butyl Ketone (2-Hexanone)	591-78-6	- -	- -	- -	mg/kg	0.018 U	NA	NA	0.017 U	0.02 UJ
Methylcyclohexane	108-87-2	- -	- -	- -	mg/kg	0.0035 U	NA	NA	0.0034 U	0.0039 UJ
Methyl-tert-butylether	1634-04-4	500	1,000	0.93	mg/kg	0.0035 U	NA	NA	0.0034 U	0.0039 UJ
Styrene (Monomer)	100-42-5	- -	- -	- -	mg/kg	0.0035 U	NA	NA	0.0034 UJ	0.0039 UJ
Tetrachloroethene	127-18-4	150	300	1.3	mg/kg	0.0035 U	NA	NA	0.0034 U	0.0039 UJ
Toluene	108-88-3	500	1,000	0.7	mg/kg	0.0035 U	NA	NA	0.0034 U	0.0039 UJ
Total Xylenes	1330-20-7	500	1,000	1.6	mg/kg	0.007 U	NA	NA	0.0067 U	0.0079 UJ
trans-1,2-Dichloroethene	156-60-5	500	1,000	0.19	mg/kg	0.0035 U	NA	NA	0.0034 U	0.0039 UJ
trans-1,3-Dichloropropene	10061-02-6	- -	- -	- -	mg/kg	0.0035 U	NA	NA	0.0034 U	0.0039 UJ
Trichloroethene	79-01-6	200	400	0.47	mg/kg	0.0035 U	NA	NA	0.0034 U	0.0039 UJ
Vinyl chloride	75-01-4	13	27	0.02	mg/kg	0.0035 U	NA	NA	0.0034 U	0.0039 UJ
PCBs										
Aroclor 1016	12674-11-2	- -	- -	- -	mg/kg	0.24 U	0.27 U	0.25 U	0.21 U	0.27 U
Aroclor 1221	11104-28-2	- -	- -	- -	mg/kg	0.24 U	0.27 U	0.25 U	0.21 U	0.27 U
Aroclor 1232	11141-16-5	- -	- -	- -	mg/kg	0.24 U	0.27 U	0.25 U	0.21 U	0.27 U
Aroclor 1242	53469-21-9	- -	- -	- -	mg/kg	0.24 U	0.27 U	0.25 U	0.21 U	0.27 U
Aroclor 1248	12672-29-6	- -	- -	- -	mg/kg	0.24 U	0.27 U	0.25 U	0.21 U	0.27 U
Aroclor 1254	11097-69-1	- -	- -	- -	mg/kg	0.24 U	0.27 U	0.25 U	0.21 U	0.27 U
Aroclor 1260	11096-82-5	- -	- -	- -	mg/kg	0.24 U	0.27 U	0.25 U	0.21 U	0.27 U
Total PCBs		1	25	3.2	mg/kg	0.24 U	0.27 U	0.25 U	0.21 U	0.27 U

Table 3-2
2018 Sub-Slab Soil Analytical Data
RCRA Facility Investigation Work Plan for Sub-Slab Soils Area of Concern
Buffalo Service Shop
Tonawanda, New York

Location ID: Sample Depth(ft): Date Collected: Sample Name:	CAS Number	NYSDEC TABLE 375-6: COMMERCIAL USE SCO	NYSDEC TABLE 375-6: INDUSTRIAL USE SCO	NYSDEC TABLE 375-6: PROTECTION OF GW SCO	Units	SB-25 2 - 4 03/14/18 SB-25 (2-4)_20180314	SB-25 6 - 8 03/14/18 SB-25 (6-8)_20180314
Volatile Organics							
1,1,1-Trichloroethane	71-55-6	500	1,000	0.68	mg/kg	0.0044 UJ	0.0038 U
1,1,2,2-Tetrachloroethane	79-34-5	- -	- -	- -	mg/kg	0.0044 UJ	0.0038 U
1,1,2-trichloro-1,2,2-trifluoroethane	76-13-1	- -	- -	- -	mg/kg	0.0044 UJ	0.0038 U
1,1,2-Trichloroethane	79-00-5	- -	- -	- -	mg/kg	0.0044 UJ	0.0038 U
1,1-Dichloroethane	75-34-3	240	480	0.27	mg/kg	0.0044 UJ	0.0038 U
1,1-Dichloroethene	75-35-4	500	1,000	0.33	mg/kg	0.0044 UJ	0.0038 U
1,2,4-Trichlorobenzene	120-82-1	- -	- -	- -	mg/kg	0.0044 UJ	0.0038 U
1,2-Dibromo-3-chloropropane	96-12-8	- -	- -	- -	mg/kg	0.0044 UJ	0.0038 U
1,2-Dibromoethane	106-93-4	- -	- -	- -	mg/kg	0.0044 UJ	0.0038 U
1,2-Dichlorobenzene	95-50-1	500	1,000	1.1	mg/kg	0.0044 UJ	0.0038 U
1,2-Dichloroethane	107-06-2	30	60	0.02	mg/kg	0.0044 UJ	0.0038 U
1,2-Dichloropropane	78-87-5	- -	- -	- -	mg/kg	0.0044 UJ	0.0038 U
1,3-Dichlorobenzene	541-73-1	280	560	2.4	mg/kg	0.0044 UJ	0.0038 U
1,4-Dichlorobenzene	106-46-7	130	250	1.8	mg/kg	0.0044 UJ	0.0038 U
2-Butanone (MEK)	78-93-3	500	1,000	0.12	mg/kg	0.022 UJ	0.019 U
4-Methyl-2-Pentanone	108-10-1	- -	- -	- -	mg/kg	0.022 UJ	0.019 U
Acetone	67-64-1	500	1,000	0.05	mg/kg	0.011 J	0.0094 J
Benzene	71-43-2	44	89	0.06	mg/kg	0.0044 UJ	0.0038 U
Bromodichloromethane	75-27-4	- -	- -	- -	mg/kg	0.0044 UJ	0.0038 U
Bromoform	75-25-2	- -	- -	- -	mg/kg	0.0044 UJ	0.0038 U
Bromomethane	74-83-9	- -	- -	- -	mg/kg	0.0044 UJ	0.0038 U
Carbon Disulfide	75-15-0	- -	- -	- -	mg/kg	0.0044 UJ	0.0038 U
Carbon Tetrachloride	56-23-5	22	44	0.76	mg/kg	0.0044 UJ	0.0038 U
CFC-11	75-69-4	- -	- -	- -	mg/kg	0.0044 UJ	0.0038 U
CFC-12	75-71-8	- -	- -	- -	mg/kg	0.0044 UJ	0.0038 U
Chlorobenzene	108-90-7	500	1,000	1.1	mg/kg	0.0044 UJ	0.0038 U
Chlorodibromomethane	124-48-1	- -	- -	- -	mg/kg	0.0044 UJ	0.0038 U
Chloroethane	75-00-3	- -	- -	- -	mg/kg	0.0044 UJ	0.0038 U
Chloroform	67-66-3	350	700	0.37	mg/kg	0.0044 UJ	0.0038 U
Chloromethane	74-87-3	- -	- -	- -	mg/kg	0.0044 UJ	0.0038 U
cis-1,2-Dichloroethene	156-59-2	500	1,000	0.25	mg/kg	0.0044 UJ	0.0038 U
cis-1,3-Dichloropropene	10061-01-5	- -	- -	- -	mg/kg	0.0044 UJ	0.0038 U
Cyclohexane	110-82-7	- -	- -	- -	mg/kg	0.0044 UJ	0.0038 U
Dichloromethane	75-09-2	500	1,000	0.05	mg/kg	0.0044 UJ	0.0038 U
Ethylbenzene	100-41-4	390	780	1	mg/kg	0.0044 UJ	0.0038 U
Isopropylbenzene	98-82-8	- -	- -	- -	mg/kg	0.0044 UJ	0.0038 U
Methyl Acetate	79-20-9	- -	- -	- -	mg/kg	0.022 UJ	0.019 U
Methyl N-Butyl Ketone (2-Hexanone)	591-78-6	- -	- -	- -	mg/kg	0.022 UJ	0.019 U
Methylcyclohexane	108-87-2	- -	- -	- -	mg/kg	0.0044 UJ	0.0038 U
Methyl-tert-butylether	1634-04-4	500	1,000	0.93	mg/kg	0.0044 UJ	0.0038 U
Styrene (Monomer)	100-42-5	- -	- -	- -	mg/kg	0.0044 UJ	0.0038 U
Tetrachloroethene	127-18-4	150	300	1.3	mg/kg	0.0044 UJ	0.0038 U
Toluene	108-88-3	500	1,000	0.7	mg/kg	0.0044 UJ	0.0038 U
Total Xylenes	1330-20-7	500	1,000	1.6	mg/kg	0.0088 UJ	0.0075 U
trans-1,2-Dichloroethene	156-60-5	500	1,000	0.19	mg/kg	0.00049 J	0.0038 U
trans-1,3-Dichloropropene	10061-02-6	- -	- -	- -	mg/kg	0.0044 UJ	0.0038 U
Trichloroethene	79-01-6	200	400	0.47	mg/kg	0.0044 UJ	0.0038 U
Vinyl chloride	75-01-4	13	27	0.02	mg/kg	0.0044 UJ	0.0038 U
PCBs							
Aroclor 1016	12674-11-2	- -	- -	- -	mg/kg	0.27 U	0.28 U
Aroclor 1221	11104-28-2	- -	- -	- -	mg/kg	0.27 U	0.28 U
Aroclor 1232	11141-16-5	- -	- -	- -	mg/kg	0.27 U	0.28 U
Aroclor 1242	53469-21-9	- -	- -	- -	mg/kg	0.27 U	0.28 U
Aroclor 1248	12672-29-6	- -	- -	- -	mg/kg	0.27 U	0.28 U
Aroclor 1254	11097-69-1	- -	- -	- -	mg/kg	0.27 U	0.28 U
Aroclor 1260	11096-82-5	- -	- -	- -	mg/kg	0.27 U	0.28 U
Total PCBs		1	25	3.2	mg/kg	0.27 U	0.28 U

Table 3-2
2018 Sub-Slab Soil Analytical Data
RCRA Facility Investigation Work Plan for Sub-Slab Soils Area of Concern
Buffalo Service Shop
Tonawanda, New York

ARCADIS Design & Consultancy for natural and built assets

Notes:
Bolded and shaded results indicate an exceedance of one or more NYSDEC criteria.
Brackets around a result indicate that result is from a duplicate sample.
mg/kg = milligrams per kilogram.

Qualifier Type	Lab Qualifiers	Definition
Inorganic	J	Indicates an estimated value.
Inorganic	JN	Indicates an estimated value; indicates presence of compound for which there is presumptive evidence to make a tentative identification.
Inorganic	U	The compound was analyzed for but not detected. The associated value is the compound quantitation limit.
Inorganic	UB	Compound considered non-detect due to associated blank contamination.
Inorganic	UBJ	Indicates and estimated value. Compound considered non-detect due to associated blank contamination.
Inorganic	UJ	The compound was not detected above the reported sample wuantitation limit. However, the reported limit is approximate.

FIGURES

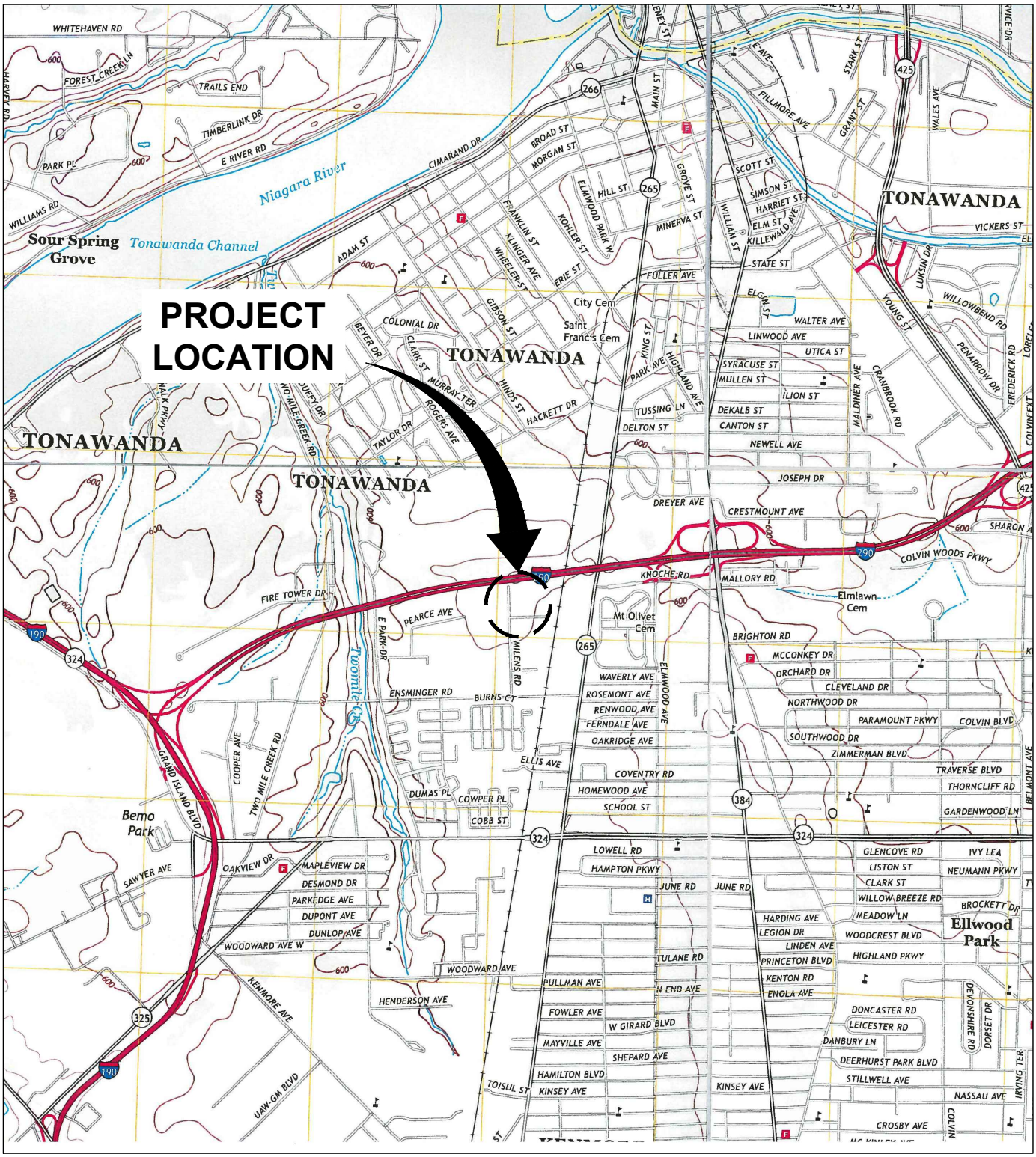

REFERENCE: BASE MAP USGS 7.5. MIN. TOPO. QUAD., BUFFALO NORTHWEST, NY, 2013; BUFFALO NORTHEAST, NY, 2013; TONAWANDA WEST, NY 2013; TONAWANDA EAST, NY, 2013.

0 2000' 4000'

Approximate Scale: 1 in. = 2000 ft.

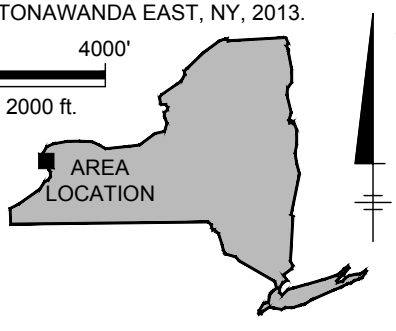

GENERAL ELECTRIC COMPANY
175 MILENS ROAD, TONAWANDA, NEW YORK
RFI REPORT FOR SUB SLAB SOILS AOC

SITE LOCATION MAP

ARCADIS Design & Consultancy for natural and built assets

FIGURE 1

CITY: SYRACUSE, NY DIV/GROUP: EBC-IMDV LD: LPOSENAUER PM: D.WEEKS TM: D.ZUCK LYR:(Opt)ON=*;OFF=*REF*
C:\Users\lposenauer\OneDrive - ARCADIS\IBM 360 Docs\GE CORP ENV PROG\ALLIANCE PROJECT; TONAWANDA\2018\AP013103.1000\01-DWG\RFI SSS AOC_FIG 1_SITE LOC MAP.dwg LAYOUT: 1 SAVED: 6/5/2018 7:09 PM ACADVER: 21.0S (LMS TECH) PAGESETUP: C-PA-PDF PLOTSTYLETABLE:
PLTFULL.CTB PLOTTED: 6/5/2018 7:56 PM BY: POSENAUER, LISA
IMAGES:
NY_Buffalo NW NE.jpg

LEGEND

- DECOMMISSIONED PCB AREA
- TRENCH DRAIN
- STORM MANHOLE
- SANITARY MANHOLE
- CATCH BASIN
- STORM SEWER
- SANITARY SEWER
- SOIL WITH PCBs > 1mg/kg

- CLEANED AND EPOXY COATED CONCRETE SURFACES (2003–2004)
- ASPHALT PAVEMENT – SURFACE REMOVED AND REPLACED (2004)
- CONCRETE RAMP EVALUATED IN 2014 – NOT IMPACTED
- ASPHALT PAVEMENT PREVIOUSLY INACCESSIBLE – EVALUATED IN 2014 – NOT IMPACTED
- ASPHALT PAVEMENT PREVIOUSLY INACCESSIBLE – SURFACE REMOVED AND REPLACED (2015)

NOTES:

1. THE LOCATIONS OF SITE FEATURES ARE APPROXIMATE.
2. IN DECEMBER 2004, THE TOP INCH OF ASPHALT PAVEMENT IN THE TRANSPORTATION CORRIDOR WAS REMOVED, DISPOSED OF OFF–SITE, AND REPLACED WITH NEW ASPHALT. THE ASPHALT BENEATH THE EQUIPMENT STORAGE WAS NOT ACCESSIBLE AND THEREFORE NOT REPLACED AT THAT TIME.
3. BETWEEN DECEMBER 2003 AND MAY 2004 THE FACILITY CONCRETE FLOOR WAS SUBJECTED TO A DOUBLE WASH AND DOUBLE RINSE AND EPOXY COATED WITH CONTRASTING COLORS AND LABELING.
4. SOURCES FOR THIS FIGURE WERE:
   A. "MAP OF GENERAL ELECTRIC SERVICE CENTER PROPERTY, PART OF LOT 45, TOWNSHIP 12, RANGE 8, TOWN OF TONAWANDA, ERIE COUNTY, NEW YORK" KRIEBEL ASSOCIATES, JULY 29, 1998.
   B. "1/8" PART FLOOR PLAN AND DETAILS," CANNON DESIGN INC., AS–BUILT 4–19–78.

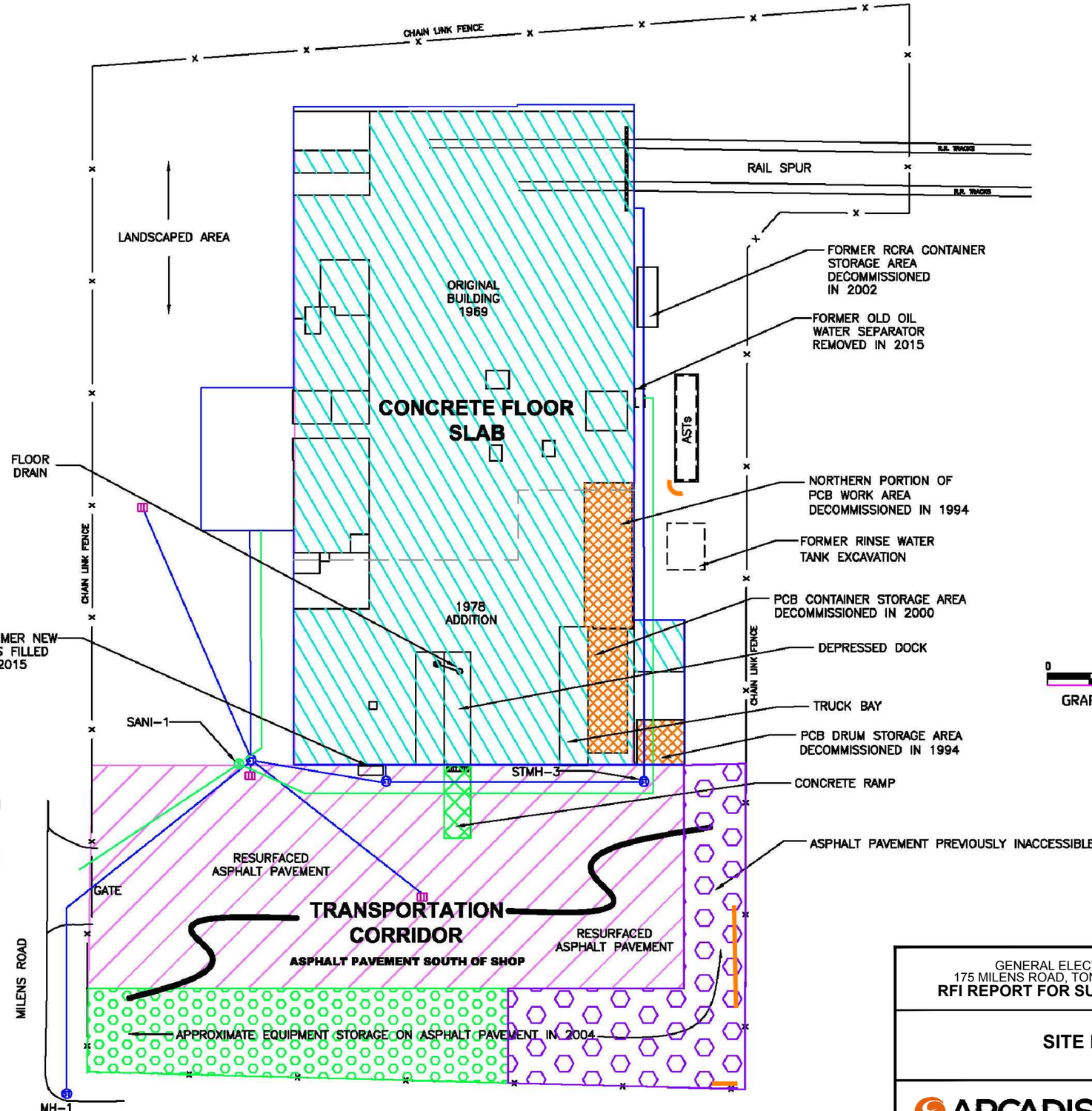

GENERAL ELECTRIC COMPANY
175 MILENS ROAD, TONAWANDA, NEW YORK
RFI REPORT FOR SUB SLAB SOILS AOC

SITE PLAN

ARCADIS Design & Consultancy for natural and built assets

FIGURE 2

CITY: SYRACUSE, NY DIV/GROUP: EBC-IM/DV LD: L.POSENAUER PM: D.WEEKS TM: D.ZUCK LYR:(Opt)ON=*;OFF=*REF*
C:\Users\lposenauer\OneDrive - ARCADIS\BIM 360 Docs\GE CORP ENV PROG\ALLIANCE PROJECT\ TONAWANDA\2018\AP013103.1000\01-DWG\RFI SSS AOC_FIG 2_SITE PLAN v2.dwg LAYOUT: 2 SAVED: 6/19/2018 4:13 PM ACADVER: 21.0S (LMS TECH) PAGESETUP: C-LB-PDF PLOTSTYLETABLE:
PLTFULL.CTB PLOTTED: 6/19/2018 4:32 PM BY: POSENAUER, LISA
IMAGES:
AECOM_SITE PLAN WITH AOCS.jpg

CITY: SYRACUSE_NY DIV/GROUP: EBC/MOV LD: L.POSENAUER PM: D.WEEKS TM: D.ZUCK LYR:(Off)ON=*;OFF=*REF*
C:\Users\lposenauer\OneDrive - ARCADIS\BIM 360 Docs\GE CORP ENV PROGRAM\ANCE PROJECT\TONAWANDA\2018\AP013103.1000\01-DWG\RFI SSS AOC_FIG 3_
C-LB-PDF PLOTSTYLETABLE: PLTFULL.CTB PLOTTED: 6/22/2018 3:59 PM BY: POSENAUER, LISA
XREFS:
X-Tonawanda_FormerBLDGS_Mir
X-BASEMAP
IMAGES:

MILENS ROAD

LEGEND		
NYSDEC TABLE 375-6: COMMERCIAL USE SCO	NYSDEC TABLE 375-6: INDUSTRIAL USE SCO	NYSDEC TABLE 375-6: PROTECTION OF GW USE SCO
1	25	3.2

LEGEND

- PROPERTY LINE
- RAIL ROAD TRACKS
- SANITARY SEWER PIPE - CLEANED 2011
- SANITARY MANHOLE
- OIL WATER SEPARATOR
- PROCESS WATER PIPE
- PROCESS WATER FLOOR DRAIN
- PROCESS WATER TRENCH DRAIN
- PROCESS WATER SUMP
- STORM SEWER PIPE
- STORM SEWER MANHOLE
- STORM SEWER CATCH BASIN
- STORM SEWER TRENCH DRAIN
- STORM SEWER SUMP
- RD ROOF DRAIN
- SOIL BORING

SB-19				
PCBs (mg/kg)	(0-1)	(1-2)	(2-4)	(8-10)
Total PCBs	ND	ND	ND	ND

SB-20			
PCBs (mg/kg)	(0-1)	(1-2)	(6-8)
Total PCBs	ND	ND	ND

SB-23			
PCBs (mg/kg)	(0-1)	(1-2)	(6-8)
Total PCBs	ND	ND	ND

SB-24			
PCBs (mg/kg)	(0-1)	(1-2)	(6-8)
Total PCBs	ND	ND	ND

SB-22				
PCBs (mg/kg)	(0-1)	(1-2)	(2-4)	(6-8)
Total PCBs	ND	ND	ND	ND

SB-10			
PCBs (mg/kg)	(1-2)	(2-4)	(8-10)
Total PCBs	5.9 [3.8] J	0.22 J	ND

SB-25			
PCBs (mg/kg)	(1-2)	(2-4)	(6-8)
Total PCBs	ND	ND	ND

SB-6			
PCBs (mg/kg)	(0-1)	(1-2)	(6-8)
Total PCBs	1.7 J	0.75 J	ND

SB-5			
PCBs (mg/kg)	(0-1)	(1-2)	(6-8)
Total PCBs	13	0.62 J	ND

SB-4				
PCBs (mg/kg)	(0-1)	(1-2)	(2-4)	(6-8)
Total PCBs	22	4.3	0.83 J	ND

SB-3					
PCBs (mg/kg)	(0-1)	(1-2)	(2-4)	(4-6)	(6-8)
Total PCBs	24	8.9 J	3.5 J	ND	ND

SB-1						
PCBs (mg/kg)	(0-1)	(1-2)	4-6)	(6-8)	(8-10)	(10-12)
Total PCBs	ND	0.72 J	1.07 J	ND	ND	ND

SB-2							
PCBs (mg/kg)	(0-1)	(1-2)	(2-4)	(4-6)	(6-8)	(8-10)	(10-12)
Total PCBs	1.4 J	ND	ND	ND	ND	ND	ND

SB-7							
PCBs (mg/kg)	(0-1)	(1-2)	(2-4)	(4-6)	(6-8)	(8-10)	(10-12)
Total PCBs	3.9 J	0.65	ND	ND	ND	ND	ND

SB-8							
PCBs (mg/kg)	(0-1)	(1-2)	(2-4)	(4-6)	(6-8)	(8-10)	(10-12)
Total PCBs	26 J	7.9	9.1 J	0.32 J	ND	ND	ND

SB-9			
PCBs (mg/kg)	(0-1)	(1-2)	(8-10)
Total PCBs	ND	ND	ND

SB-11			
PCBs (mg/kg)	(0-1)	(1-2)	(4-6)
Total PCBs	ND	ND	ND

SB-12							
PCBs (mg/kg)	(0-1)	(1-2)	(2-4)	(4-6)	(6-8)	(8-10)	(10-12)
Total PCBs	ND	ND	ND	ND	ND	ND	ND

SB-13									
PCBs (mg/kg)	(0-1)	(1-2)	(2-4)	(4-6)	(6-8)	(8-10)	(10-12)	(12-14)	(14-16)
Total PCBs	0.6	0.33 [0.45]	0.14 J	ND	ND	ND	ND	ND	ND

SB-15							
PCBs (mg/kg)	(0-1)	(1-2)	(2-4)	(4-6)	(6-8)	(8-10)	(10-12)
Total PCBs	ND	ND	ND	ND	ND	ND	ND

SB-14			
PCBs (mg/kg)	(0-1)	(1-2)	(6-8)
Total PCBs	ND	ND	ND

SB-16			
PCBs (mg/kg)	(0-1)	(1-2)	(6-8)
Total PCBs	ND	ND	ND

SB-21		
PCBs (mg/kg)	(0-1)	(1-2)
Total PCBs	0.42 J	0.35 J

SB-18			
PCBs (mg/kg)	(0-1)	(1-2)	(6-8)
Total PCBs	ND	ND	ND

SB-17		
PCBs (mg/kg)	(2-4)	(6-8)
Total PCBs	ND	ND

TRANSFORMER TESTING ROOM
COMPRESSOR ROOM
LUNCH ROOM
STORAGE ROOM
SWITCHGEAR STORAGE ROOM
MEN'S LOCKER ROOM
SAND BLASTING ROOM
SAN-1
APPROXIMATE LOCATION OF DROP BOX (ENCOUNTERED 2011)
OFFICES
WOMEN'S LOCKER ROOM
PAINT ROOM
FORMER NEW OIL/WATER SEPERATOR FILLED-2015
FORMER WELDING SHOP AREA
DEPRESSED DOCK
1978 ADDITION
ORIGINAL BUILDING 1969
MOTOR TEST SET
FORMER SMALL OVEN
FORMER VARNISH TANK
SMALL STEAM BOOTH
FORMER HORIZONTAL MILL
FORMER VERTICAL BORING MILL
FORMER PRESS
GROUNDING PLATES
FORMER LARGE OVER
FORMER NOBLE & LUND LATHE
FORMER SMALL SANDBLASTING CABINET
TRUCK BAY
WW AST
TO GRASS
TRENCH DRAIN
FORMER ASTs
OWS CO
CO #2
TO GROUND
PCB DRUM STORAGE AREA DECOMMISSIONED IN 1994
FORMER RCRA CONTAINER STORAGE AREA DECOMMISSIONED IN 2002
SCHARMANN MILL WITH SUMP
LARGE STEAM BOOTH
NORTHERN PORTION OF PCB WORK AREA DECOMMISSIONED IN 1994
PCB CONTAINER STORAGE AREA DECOMMISSIONED IN 2000

SB-1 SB-2 SB-3 SB-4 SB-5 SB-6 SB-7 SB-8 SB-9 SB-10 SB-11 SB-12 SB-13 SB-14 SB-15 SB-16 SB-17 SB-18 SB-19 SB-20 SB-21 SB-22 SB-23 SB-24 SB-25

6" SS; 4" SW; 4" SS; 6" SW; 10" SW; 10" SW; 4" SS

DRAWING NOTES:

1. DRAWING BASED UPON HISTORICAL DRAWINGS OF FACILITY AND FIELD OBSERVATIONS. LOCATIONS ARE APPROXIMATE.
2. ALL RESULTS ARE IN MILLIGRAMS PER KILOGRAM (MG/KG).
3. DATA QUALIFIERS:
   J = ESTIMATED CONCENTRATION
   ND = NOT DETECTED

0 50' 100'
GRAPHIC SCALE

GENERAL ELECTRIC COMPANY
175 MILENS ROAD, TONAWANDA, NEW YORK
RFI REPORT FOR SUB SLAB SOILS AOC

SUB-SLAB SOIL TOTAL PCB RESULTS

ARCADIS Design & Consultancy for natural and built assets

FIGURE 3

APPENDIX A

Data Usability Summary Reports

ARCADIS Design & Consultancy for natural and built assets

General Electric Company

Buffalo Service Shop

Tonawanda, New York

NYSDEC ID 915244; EPA ID NYD067539940

DATA USABILITY SUMMARY REPORT

Volatile Organic Compound (VOC) and Polychlorinated Biphenyl (PCB) Analyses

SDG #480-131979-1, -2, -3, and -4

Analyses Performed By:
TestAmerica Laboratories, Inc.
Amherst, New York

Report #29566R
Review Level: Tier III
Project: AP013103.1000.1000B

SUMMARY

This Data Usability Summary Report (DUSR) summarizes the review of Sample Delivery Groups (SDGs) #480-131979-1, -2, -3, and -4 for samples collected in association with The General Electric Company (GE) Buffalo Service Shop in Tonawanda, NY (NYSDEC ID 915244; EPA ID NYD067539940). The review was conducted as a Tier III evaluation and included review of laboratory analytical data package completeness. Field documentation was not included in this review. Included with this assessment are the post-validation annotated sample result sheets, and chain of custody (COC). Analyses were performed for volatile organic compounds (VOCs) and polychlorinated biphenyls (PCBs) on the following samples:

SDG	Sample ID	Lab ID	Matrix	Sample Collection Date	Parent Sample	Analysis	
						VOC	PCB
480-131979-1	SB-4 (6-8)	480-131979-5	Soil	2/28/2018		X	
	SB-5 (6-8)	480-131979-12	Soil	2/28/2018		X	
	SB-3 (6-8)	480-131979-19	Soil	2/28/2018		X	
480-131979-2	SB-4 (0-1)	480-131979-1	Soil	02/28/2018			X
	SB-4 (1-2)	480-131979-2	Soil	02/28/2018			X
	SB-4 (6-8)	480-131979-5	Soil	02/28/2018			X
	SB-5 (0-1)	480-131979-8	Soil	02/28/2018			X
	SB-5 (1-2)	480-131979-9	Soil	02/28/2018			X
	SB-5 (6-8)	480-131979-12	Soil	02/28/2018			X
	SB-3 (0-1)	480-131979-15	Soil	02/28/2018			X
	SB-3 (1-2)	480-131979-16	Soil	02/28/2018			X
	SB-3 (6-8)	480-131979-19	Soil	02/28/2018			X
	DUP-22818	480-131979-22	Soil	02/28/2018	SB-4 (6-8)	X	X
	RB-1-22818	480-131979-23	Water	02/28/2018			X
480-131979-3	SB-4 (2-4)	480-131979-3	Soil	02/28/2018			X
	SB-3 (2-4)	480-131979-17	Soil	02/28/2018			X
480-131979-4	SB-3 (4-6)	480-131979-18	Soil	02/28/2018			X

LABORATORY ANALYTICAL DATA PACKAGE DOCUMENTATION

The table below is the evaluation of the laboratory analytical data package completeness.

Items Reviewed	Reported		Performance Acceptable		Not Required
	No	Yes	No	Yes	
1. Sample receipt condition		X	X		
2. Requested analyses and sample results		X		X	
3. Master tracking list		X		X	
4. Methods of analysis		X		X	
5. Reporting limits		X		X	
6. Sample collection date		X		X	
7. Laboratory sample received date		X		X	
8. Sample preservation verification (as applicable)		X		X	
9. Sample preparation/extraction/analysis dates		X		X	
10. Fully executed COC form		X		X	
11. Narrative summary of quality assurance (QA) or sample problems provided		X		X	
12. Data Package Completeness and Compliance		X		X	

Note: The COC indicates a trip blank; however, the vials were sent from the laboratory empty.

ORGANIC ANALYSIS INTRODUCTION

VOC and PCB analyses were performed according to United States Environmental Protection Agency (USEPA) SW-846 Methods 8260C and 8082A, respectively. Data were reviewed in accordance with the USEPA Region II validation guidelines *Validating Volatile Organic Compounds by Gas Chromatography/Mass Spectrometry SW-846 Method 8260B* (SOP #HW-24, October 2006) and *Validating PCB Compounds by Gas Chromatography SW-846 Method 8082A* (SOP #HW-45, October 2006); the USEPA *National Functional Guidelines for Organic Superfund Methods Data Review* (January 2017); USEPA *Contract Laboratory Program National Functional Guidelines for Organic Data Review* (October 1999); and the *RCRA Facility Investigation Work Plan for Sub-Slab Soils, Buffalo Service Shop* (November 2017).

The data review process is an evaluation of data on a technical basis rather than a determination of contract compliance. As such, the standards against which the data are being weighed may differ from those specified in the analytical method. It is assumed that the data package represents the best efforts of the laboratory and had already been subjected to adequate and sufficient quality review prior to submission.

During the review process, laboratory qualified and unqualified data are verified against the supporting documentation. Based on this evaluation, qualifier codes may be added, deleted, or modified by the data reviewer. Results are qualified with the following codes in accordance with USEPA National Functional Guidelines:

- Concentration (C) Qualifiers
  - U The compound was analyzed for but not detected. The associated value is the compound quantitation limit.
  - B The compound has been found in the sample as well as its associated blank, its presence in the sample may be suspect.
- Quantitation (Q) Qualifiers
  - E The compound was quantitated above the calibration range.
  - D Concentration is based on a diluted sample analysis.
- Validation Qualifiers
  - J The compound was positively identified; however, the associated numerical value is an estimated concentration only.
  - UJ The compound was not detected above the reported sample quantitation limit. However, the reported limit is approximate and may or may not represent the actual limit of quantitation.
  - JN The analysis indicates the presence of a compound for which there is presumptive evidence to make a tentative identification. The associated numerical value is an estimated concentration only.
  - UB Compound considered non-detect at the listed value due to associated blank contamination.
  - N The analysis indicates the presence of a compound for which there is presumptive evidence to make a tentative identification.
  - R The sample results are rejected.

The "R" flag means that the associated value is unusable. In other words, due to significant quality control (QC) problems, the analysis is invalid and provides no information as to whether the compound is present or not. "R" values should not appear on data tables because they cannot be relied upon. It is also important to note that while strict QC serves to increase confidence in data, any value potentially contains error.

VOLATILE ORGANIC COMPOUND ANALYSES

1. Holding Times

The specified holding times for the following methods are presented in the following table.

Method	Matrix	Holding Time	Preservation
SW-846 8260C	Water	14 days from collection to analysis	Cool to <6°C; preserved to a pH of less than 2
	Soil	48 hours from collection to extraction and 14 days from extraction to analysis	Cool to <6 °C.

All samples were analyzed within the specified holding time criteria.

2. Blank Contamination

QA blanks (i.e., method and rinse blanks) are prepared to identify contamination which may have been introduced into the samples during sample preparation or field activity. Method blanks measure laboratory contamination. Rinse blanks measure contamination of samples during field operations.

A blank action level (BAL) of five times the concentration of a detected compound in an associated blank (common laboratory contaminant compounds methylene chloride, 2-butanone, and acetone are calculated at ten times) is calculated for QA blanks containing concentrations greater than the method detection limit (MDL). The BAL is compared to the associated sample results to determine if qualification of the sample results is appropriate.

Compounds were not detected above the MDL in the associated blanks; therefore, detected sample results were not associated with blank contamination and no qualification of the sample results was required.

3. Mass Spectrometer Tuning

Mass spectrometer performance was acceptable and all analyses were performed within a 12-hour tune clock.

System performance and column resolution were acceptable.

4. Calibration

Satisfactory instrument calibration is established to ensure that the instrument is capable of producing acceptable quantitative data. An initial calibration demonstrates that the instrument is capable of acceptable performance at the beginning of an experimental sequence. The continuing calibration verifies that the instrument daily performance is satisfactory.

4.1 Initial Calibration

The method specifies percent relative standard deviation (%RSD) and relative response factor (RRF) limits for select compounds only. A technical review of the data applies limits to all compounds with no exceptions.

All target compounds associated with the initial calibration standards must exhibit a %RSD less than the control limit (20%) or a correlation coefficient greater than 0.99 and an RRF value greater than control limit (0.05).

All compounds associated with the initial calibrations were within the specified control limits.

4.2 Continuing Calibration

All target compounds associated with the continuing calibration verification (CCV) standard must exhibit a percent difference (%D) less than the control limit (20%) and RRF value greater than control limit (0.05).

All compounds associated with the continuing calibrations were within the specified control limits.

5. Surrogates/System Monitoring Compounds

All samples to be analyzed for organic compounds are spiked with surrogate compounds prior to sample preparation to evaluate overall laboratory performance and efficiency of the analytical technique. VOC analysis requires that all surrogates associated with the analysis exhibit recoveries within the laboratory-established acceptance limits.

All surrogate recoveries were within control limits.

6. Internal Standard Performance

Internal standard performance criteria ensure that the GC/MS sensitivity and response are stable during every sample analysis. The criterion requires the internal standard compounds associated with the VOC exhibit area counts that are not greater than two times (+100%) or less than one-half (-50%) of the area counts of the associated continuing calibration standard.

All internal standard responses were within control limits.

7. Matrix Spike/Matrix Spike Duplicate Analysis

Matrix Spike/Matrix Spike Duplicate (MS/MSD) data are used to assess the precision and accuracy of the analytical method. The compounds used to perform the MS/MSD analysis must exhibit a percent recovery within the laboratory-established acceptance limits. The relative percent difference (RPD) between the MS/MSD recoveries must be within the laboratory-established acceptance limits.

Note: The MS/MSD recovery control limits do not apply for MS/MSD performed on sample locations where the compound concentration detected in the parent sample exceeds the MS/MSD concentration by a factor of four or greater.

The MS/MSD was not performed on a sample within this data set.

8. Laboratory Control Sample Analysis

The Laboratory Control Sample (LCS) analysis is used to assess the accuracy of the analytical method independent of matrix interferences. The compounds associated with the LCS analysis must exhibit a percent recovery within the laboratory-established acceptance limits.

All compounds associated with the LCS analysis exhibited recoveries within the control limits.

9. Field Duplicate Analysis

Field duplicate analysis is used to assess the overall precision of the field sampling procedures and analytical method. For soil matrices, a control limit of 50% is applied to the RPD between the parent sample and the field duplicate. In the instance when the parent and/or duplicate sample concentrations are less than or equal to 5 times the reporting limit (RL), a control limit of three times the RL is applied for soil matrices.

Results for duplicate samples are summarized in the following table.

Sample ID/ Duplicate ID	Compound	Sample Result	Duplicate Result	RPD
SB-4 (6-8)/ DUP-22818	Acetone	8.3 J	38.0	AC
	Methylene Chloride	2.5 J	2.5 J	AC

Note:

AC Acceptable

The calculated RPDs between the parent sample and field duplicate were acceptable.

10. Compound Identification

Compounds are identified on the gas chromatography/mass spectrometry (GC/MS) by using the analytes relative retention time and ion spectra.

All identified compounds met the specified criteria.

11. System Performance and Overall Assessment

Overall system performance was acceptable. Other than for those deviations specifically mentioned in this review, the overall data quality is within the guidelines specified in the method.

DATA VALIDATION CHECKLIST FOR VOCs

VOCs: SW-846 8260C	Reported		Performance Acceptable		Not Required
	No	Yes	No	Yes	
GAS CHROMATOGRAPHY/MASS SPECTROMETRY (GC/MS)					
Tier II Validation					
Holding times		X		X	
Reporting limits (units)		X		X	
Blanks					
A. Method blanks		X		X	
B. Equipment blanks		X		X	
C. Trip blanks		X		X	
Laboratory Control Sample (LCS) %R		X		X	
Laboratory Control Sample Duplicate (LCSD) %R					X
LCS/LCSD Precision (RPD)					X
Matrix Spike (MS) %R	X				X
Matrix Spike Duplicate (MSD) %R	X				X
MS/MSD Precision (RPD)	X				X
Field/Lab Duplicate (RPD)		X		X	
Surrogate Spike Recoveries		X		X	
Dilution Factor		X		X	
Moisture Content		X		X	
Tier III Validation					
System performance and column resolution		X		X	
Initial calibration %RSDs		X		X	
Continuing calibration RRFs		X		X	
Continuing calibration %Ds		X		X	
Instrument tune and performance check		X		X	
Ion abundance criteria for each instrument used		X		X	
Internal standard		X		X	
Compound identification and quantitation					
A. Reconstructed ion chromatograms		X		X	
B. Quantitation Reports		X		X	

VOCs: SW-846 8260C	Reported		Performance Acceptable		Not Required
	No	Yes	No	Yes	
GAS CHROMATOGRAPHY/MASS SPECTROMETRY (GC/MS)					
C. RT of sample compounds within the established RT windows		X		X	
D. Transcription/calculation errors present		X		X	
E. Reporting limits adjusted to reflect sample dilutions		X		X	

Notes:

%RSD Percent Relative standard deviation
%R Percent recovery
%D Percent difference
RPD Relative percent difference
RT Retention time
RRF Relative response factor

POLYCHLORINATED BIPHENYL ANALYSES

1. Holding Times

The specified holding times for the following methods are presented in the following table.

Method	Matrix	Holding Time	Preservation
SW-846 8082A	Water	7 days from collection to extraction and 40 days from extraction to analysis	Cool to <6°C
	Soil	14 days from collection to extraction and 40 days from extraction to analysis	Cool to <6 °C

Note:
The holding times above are recommendations. PCBs are very stable in a variety of matrices, and holding times, under the conditions listed above, may be as long as a year per SW-846 8082A (February 2007).

All samples were analyzed within the specified holding time criteria.

2. Blank Contamination

QA blanks (i.e., method and rinse blanks) are prepared to identify contamination which may have been introduced into the samples during sample preparation or field activity. Method blanks measure laboratory contamination. Rinse blanks measure contamination of samples during field operations.

A BAL of five times the concentration of a detected Aroclor in an associated blank is calculated for QA blanks containing concentrations greater than the MDL. The BAL is compared to the associated sample results to determine if qualification of the sample results is appropriate.

Compounds were not detected above the MDL in the associated blanks; therefore, detected sample results were not associated with blank contamination and no qualification of the sample results was required.

3. Calibration

Satisfactory instrument calibration is established to ensure that the instrument is capable of producing acceptable quantitative data. An initial calibration demonstrates that the instrument is capable of acceptable performance at the beginning of an experimental sequence. The continuing calibration verifies that the instrument daily performance is satisfactory.

3.1 Initial Calibration

A maximum RSD of 20% is allowed or a correlation coefficient greater than 0.99. Multiple-point calibrations were performed for all Aroclors.

All Aroclors associated with the initial calibrations were within the specified control limits.

3.2 Continuing Calibration

All target compounds associated with the CCV standard must exhibit a %D less than the control limit (20%).

All Aroclors associated with continuing calibrations were within the specified control limits, with the exception of those presented in the following table.

Sample Locations	Initial/Continuing	Compound	Criteria
RB-1-22818	CCV %D	Aroclor 1254	-21.0%

The criteria used to evaluate the initial and continuing calibration are presented in the following table. In the case of a calibration deviation, the sample results are qualified.

Initial/Continuing	Criteria	Sample Result	Qualification
Initial Calibration	%RSD > 20%or a correlation coefficient <0.99	Non-detect	UJ
		Detect	J
CCV	%D >20% (increase in sensitivity)	Non-detect	No Action
		Detect	J
	%D >20% (decrease in sensitivity)	Non-detect	UJ
		Detect	J

4. Surrogates/System Monitoring Compounds

All samples to be analyzed for organic compounds are spiked with surrogate compounds prior to sample preparation to evaluate overall laboratory performance and efficiency of the analytical technique. PCB analysis requires that the two PCB surrogate compounds exhibit recoveries within the laboratory-established acceptance limits.

All surrogate recoveries were within control limits.

5. Matrix Spike/Matrix Spike Duplicate Analysis

MS/MSD data are used to assess the precision and accuracy of the analytical method. The Aroclors used to perform the MS/MSD analysis must exhibit a percent recovery within the laboratory-established acceptance limits. The relative percent difference between the MS/MSD recoveries must exhibit an RPD within the laboratory-established acceptance limits.

Note: The MS/MSD recovery control limits do not apply for MS/MSD performed on sample locations where the Aroclor concentration detected in the parent sample exceeds the MS/MSD concentration by a factor of four or greater.

The MS/MSD analysis exhibited recoveries and RPD within acceptance limits.

6. Laboratory Control Sample Analysis

The LCS analysis is used to assess the accuracy of the analytical method independent of matrix interferences. The compounds associated with the LCS analysis must exhibit a percent recovery within the laboratory-established acceptance limits.

All Aroclors associated with the LCS analysis exhibited recoveries within acceptance limits.

7. Field Duplicate Analysis

Field duplicate analysis is used to assess the overall precision of the field sampling procedures and analytical method. For soil matrices, a control limit of 50% is applied to the RPD between the parent sample and the field duplicate. In the instance when the parent and/or duplicate sample concentrations are less than or equal to 5 times the RL, a control limit of three times the RL is applied for soil matrices.

Results for duplicate samples are summarized in the following table.

Sample ID/ Duplicate ID	Compound	Sample Result	Duplicate Result	RPD
SB-4 (6-8)/ DUP-22818	All Aroclors	U	U	AC

Note:

AC Acceptable

The calculated RPDs between the parent sample and field duplicate were acceptable.

8. Compound Identification

The retention times of all quantitated peaks must fall within the calculated retention time windows for both the primary and confirmation columns. When dual column analysis is performed the relative percent difference of detected sample results must be less than 25%.

Sample locations associated with RPD analysis exhibiting recoveries outside of the control limits are presented in the following table.

Sample Locations	Compound	RPD
SB-5 (1-2)	Aroclor 1260	28.9%
SB-3 (1-2)	Aroclor 1260	25.2%
SB-4 (2-4)	Aroclor 1260	55.5%
SB-3 (2-4)	Aroclor 1260	56.1%

The criteria used to evaluate the RPD are presented in the following table. In the case of a RPD deviation, the sample results are qualified as documented in the table below.

Control Limit (%D)	Qualification
>40% to 70%	J
>70% to 100%	JN
>100% [1]	R
>100% to 200% (Interference detected)[2]	J or JN
>50% (PCB sample results less than the RL)	U

When the PCB sample results are less than the RL and the RPD greater than 50% the sample result are raised to the RL and reported as non-detect.

Note 1: If the pattern is confirmed sample results will be qualified as estimated (J). If pattern exhibits interference or if the PCB cannot be positively determined due to weathering the sample results will be qualified as tentative identification estimate (JN).

Note 2: If interference is detected in either column the sample results will be qualified as tentative identification estimate (JN).

9. System Performance and Overall Assessment

Overall system performance was acceptable. Other than for those deviations specifically mentioned in this review, the overall data quality is within the guidelines specified in the method.

DATA VALIDATION CHECKLIST FOR PCBs

PCBs: SW-846 8082A	Reported		Performance Acceptable		Not Required
	No	Yes	No	Yes	
GAS CHROMATOGRAPHY (GC/ECD)					
Tier II Validation					
Holding times		X		X	
Reporting limits (units)		X		X	
Blanks					
A. Method blanks		X		X	
B. Equipment blanks		X		X	
Laboratory Control Sample (LCS) %R		X		X	
Laboratory Control Sample Duplicate (LCSD) %R					X
LCS/LCSD Precision (RPD)					X
Matrix Spike (MS) %R		X		X	
Matrix Spike Duplicate (MSD) %R		X		X	
MS/MSD Precision (RPD)		X		X	
Field/Lab Duplicate (RPD)		X		X	
Surrogate Spike Recoveries		X		X	
Column (RPD) (If dual column is performed-not confirmation purposes only)		X	X		
Dilution Factor		X		X	
Moisture Content		X		X	
Tier III Validation					
Initial calibration %RSDs		X		X	
Continuing calibration %Ds		X	X		
System performance and column resolution		X		X	
Compound identification and quantitation					
A. Quantitation Reports		X		X	
B. RT of sample compounds within the established RT windows		X		X	
C. Pattern identification		X		X	
D. Transcription/calculation errors present		X		X	
E. Reporting limits adjusted to reflect sample dilutions		X		X	

Notes:

%RSD Percent Relative standard deviation
%R Percent recovery
%D Percent difference
RPD Relative percent difference
RT Retention time

SAMPLE COMPLIANCE REPORT

SAMPLE COMPLIANCE REPORT

Sample Delivery Group (SDG)	Sampling Date	Protocol	Sample ID	Matrix	Compliancy[1]		Noncompliance
					VOC	PCB	
480-131979-1	2/28/2018	SW846	SB-4 (6-8)	Water	Yes	--	
	2/28/2018	SW846	SB-5 (6-8)	Water	Yes	--	
	2/28/2018	SW846	SB-3 (6-8)	Water	Yes	--	
480-131979-2	02/28/2018	SW846	SB-4 (0-1)	Water	--	Yes	
	02/28/2018	SW846	SB-4 (1-2)	Water	--	Yes	
	02/28/2018	SW846	SB-4 (6-8)	Water	--	Yes	
	02/28/2018	SW846	SB-5 (0-1)	Water	--	Yes	
	02/28/2018	SW846	SB-5 (1-2)	Water	--	No	PCB – Column RPD
	02/28/2018	SW846	SB-5 (6-8)	Water	--	Yes	
	02/28/2018	SW846	SB-3 (0-1)	Water	--	Yes	
	02/28/2018	SW846	SB-3 (1-2)	Water	--	No	PCB – Column RPD
	02/28/2018	SW846	SB-3 (6-8)	Water	--	Yes	
	02/28/2018	SW846	DUP-22818	Water	Yes	Yes	
	02/28/2018	SW846	RB-1-22818	Water	--	No	PCB – CCV %D
480-131979-3	02/28/2018	SW846	SB-4 (2-4)	Water	--	No	PCB – Column RPD
	02/28/2018	SW846	SB-3 (2-4)	Water	--	No	PCB – Column RPD
480-131979-4	02/28/2018	SW846	SB-3 (4-6)	Water	--	Yes	

Note:

1 Samples which are compliant with no added validation qualifiers are listed as "yes". Samples which are non-compliant or which have added qualifiers are listed as "no". A "no" designation does not necessarily indicate that the data have been rejected or are otherwise unusable.

VALIDATION PERFORMED BY: Andrew Korycinski

SIGNATURE:

DATE: April 10, 2018

PEER REVIEW: Dennis Capria

DATE: April 20, 2018

CHAIN OF CUSTODY

CORRECTED SAMPLE ANALYSIS DATA SHEETS

TestAmerica Buffalo
10 Hazelwood Drive
Amherst, NY 14228-2298
Phone (716) 691-2600 Fax (716) 691-7991

Chain of Custody Record

TestAmerica
THE LEADER IN ENVIRONMENTAL TESTING

480-131979 COC

Client Information	Sampler: Joshua Miller	Lab PM: Deyo, Melissa L	Carrier Tracking No(s):	COC No: 480-109310-25437.1
Client Contact: Accounts Payable	Phone: (315) 456-1419	E-Mail: melissa.deyo@testamericainc.com		Page: Page 1 of 21
Company: ARCADIS U.S. Inc				Job #:
Address: 630 Plaza Drive, Suite 100	Due Date Requested:			
City: Highlands Ranch	TAT Requested (days):			
State, Zip: CO, 80129				
Phone: 315-671-9379(Tel)	PO #: Purchase Order Requested			
Email: accountspayable.administration@arcadis-us.com	WO #:			
Project Name: GE Tonawanda	Project #: 48017567			
Site: Tonawanda, NY	SSOW#:			

Analysis Requested

Preservation Codes:

A - HCL	M - Hexane
B - NaOH	N - None
C - Zn Acetate	O - AsNaO2
D - Nitric Acid	P - Na2O4S
E - NaHSO4	Q - Na2SO3
F - MeOH	R - Na2S2O3
G - Amchlor	S - H2SO4
H - Ascorbic Acid	T - TSP Dodecahydrate
I - Ice	U - Acetone
J - DI Water	V - MCAA
K - EDTA	W - pH 4-5
L - EDA	Z - other (specify)

Other:

Sample Identification	Sample Date	Sample Time	Sample Type (C=Comp, G=grab)	Matrix (W=water, S=solid, O=waste/oil, BT=Tissue, A=Air)	Field Filtered Sample (Yes or No)	Perform MS/MSD (Yes or No)	8260C - TCL VOCs	8082A - PCBs	8260C - TCL VOCs	8260C - TCLP Volatiles	Total Number of containers	Special Instructions/Note:
Preservation Code:							N	N	A	N		
SB-4 (0-1)	2/28/18	8:30	G	Solid			X	X			4	Archive VOCs
SB-4 (1-2)		8:31	G	Solid			X	X			4	Archive VOCs
SB-4 (2-4)		8:32	G	Solid			X	X			4	Archive Samples
SB-4 (4-6)		8:33	C	Solid			X	X			4	~~Rush VOCs~~ JM Archive Samples
SB-4 (6-8)		8:34	C	Solid			X	X			4	~~Archive Samples~~ JM Rush VOCs
SB-4 (8-10)		8:35	C	Solid			X	X			4	Archive Samples
SB-4 (10-12)		8:36	C	Solid			X	X			4	Archive Samples
SB-5 (0-1)		11:00	G	Solid			X	X			4	Archive VOCs
SB-5 (1-2)		11:01	G	Solid			X	X			4	Archive VOCs
SB-5 (2-4)		11:02	G	Solid			X	X			4	Archive Samples
SB-5 (4-6)	↓	11:03	C	Solid			X	X			4	Archive Samples

Possible Hazard Identification
☑ Non-Hazard ☐ Flammable ☐ Skin Irritant ☐ Poison B ☐ Unknown ☐ Radiological

Sample Disposal (A fee may be assessed if samples are retained longer than 1 month)
☐ Return To Client ☐ Disposal By Lab ☐ Archive For _____ Months

Deliverable Requested: I, II, III, IV, Other (specify)

Special Instructions/QC Requirements:

Empty Kit Relinquished by:	Date:	Time:	Method of Shipment:

Relinquished by:	Date/Time:	Company	Received by:	Date/Time:	Company
Joshua Miller	2/28/18 / 16:45	Arcadis	Matthew Kroening	02-28-18 1700	Arcadis
Relinquished by: Matthew Kroening	Date/Time: 02-28-18 1730	Company Arcadis	Received by:	Date/Time: 2/28/18 1730	Company TAB
Relinquished by:	Date/Time:	Company	Received by:	Date/Time:	Company

Custody Seals Intact: Δ Yes Δ No	Custody Seal No.:	Cooler Temperature(s) °C and Other Remarks:

Ver: 08/04/2016

2.1 3.1

TestAmerica Buffalo
10 Hazelwood Drive
Amherst, NY 14228-2298
Phone (716) 691-2600 Fax (716) 691-7991

Chain of Custody Record

TestAmerica
THE LEADER IN ENVIRONMENTAL TESTING

Client Information	Sampler: Joshua Miller	Lab PM: Deyo, Melissa L	Carrier Tracking No(s):	COC No: 480-109310-25437.4
Client Contact: Accounts Payable	Phone: (315) 486-1419	E-Mail: melissa.deyo@testamericainc.com		Page: Page 4 of 21
Company: ARCADIS U.S. Inc				Job #:
Address: 630 Plaza Drive, Suite 100	Due Date Requested:			
City: Highlands Ranch	TAT Requested (days):			
State, Zip: CO, 80129				
Phone: 315-671-9379(Tel)	PO #: Purchase Order Requested			
Email: accountspayable.administration@arcadis-us.com	WO #:			
Project Name: GE Tonawanda	Project #: 48017567			
Site: Tonawanda, NY	SSOW#:			

Analysis Requested

Preservation Codes:
A - HCL, B - NaOH, C - Zn Acetate, D - Nitric Acid, E - NaHSO4, F - MeOH, G - Amchlor, H - Ascorbic Acid, I - Ice, J - DI Water, K - EDTA, L - EDA, M - Hexane, N - None, O - AsNaO2, P - Na2O4S, Q - Na2SO3, R - Na2S2O3, S - H2SO4, T - TSP Dodecahydrate, U - Acetone, V - MCAA, W - pH 4-5, Z - other (specify)
Other:

Sample Identification	Sample Date	Sample Time	Sample Type (C=Comp, G=grab)	Matrix (W=water, S=solid, O=waste/oil, BT=Tissue, A=Air)	Field Filtered Sample (Yes or No)	Perform MS/MSD (Yes or No)	8260C - TCL VOCs	8082A - PCBs	8260C - TCL VOCs	8260C - TCLP Volatiles											Total Number of containers	Special Instructions/Note:
			Preservation Code:				N	N	A	N												
SB-5 (6-8)	2/28/18	13:30	C	Solid			X	X													4	~~Rush~~ Rush VOCs
SB-5 (8-10)		13:31	C	Solid			X	X													4	Archive Samples
SB-5 (10-12)		13:32	C	Solid			X	X													4	Archive Samples
SB-3 (0-1)		15:00	G	Solid			X	X													4	Archive VOCs
SB-3 (1-2)		15:01	G	Solid		X	X	X													6	Archive VOCs
SB-3 (2-4)		15:02	G	Solid			X	X													4	Archive Samples
SB-3 (4-6)		15:03		Solid			X	X													4	Archive Samples
SB-3 (6-8)		15:04		Solid			X	X													4	Rush VOCs
SB-3 (8-10)		15:05		Solid			X	X													4	Archive Samples
SB-3 (10-12)		15:06		Solid			X	X													4	Archive Sample
DUP-1-228/18		—		Solid			X	X													4	

Possible Hazard Identification
☐ Non-Hazard ☐ Flammable ☐ Skin Irritant ☐ Poison B ☐ Unknown ☐ Radiological

Sample Disposal (A fee may be assessed if samples are retained longer than 1 month)
☐ Return To Client ☐ Disposal By Lab ☐ Archive For _____ Months

Deliverable Requested: I, II, III, IV, Other (specify)

Special Instructions/QC Requirements:

Empty Kit Relinquished by:	Date:	Time:	Method of Shipment:

Relinquished by:	Date/Time:	Company	Received by:	Date/Time:	Company
Joshua Miller	2/28/18 / 16:45	Arcadis	Matthew Kroening	02-28-18 1700	Arcadis
Relinquished by: Matthew Kroening	Date/Time: 02-28-18 1730	Company Arcadis	Received by:	Date/Time: 2/28/18 1730	Company TAB
Relinquished by:	Date/Time:	Company	Received by:	Date/Time:	Company

Custody Seals Intact: Δ Yes Δ No | Custody Seal No.: | Cooler Temperature(s) °C and Other Remarks:

Ver: 08/04/2016

TestAmerica Buffalo
10 Hazelwood Drive
Amherst, NY 14228-2298
Phone (716) 691-2600 Fax (716) 691-7991

Chain of Custody Record

TestAmerica
THE LEADER IN ENVIRONMENTAL TESTING

Client Information	Sampler:	Lab PM: Deyo, Melissa L	Carrier Tracking No(s):	COC No: 480-109310-25437.6
Client Contact: Accounts Payable	Phone:	E-Mail: melissa.deyo@testamericainc.com		Page: Page 6 of 21
Company: ARCADIS U.S. Inc				Job #:
Address: 630 Plaza Drive, Suite 100	Due Date Requested:			
City: Highlands Ranch	TAT Requested (days):			
State, Zip: CO, 80129				
Phone: 315-671-9379(Tel)	PO #: Purchase Order Requested			
Email: accountspayable.administration@arcadis-us.com	WO #:			
Project Name: GE Tonawanda	Project #: 48017567			
Site:	SSOW#:			

Analysis Requested

Preservation Codes:

A - HCL	M - Hexane
B - NaOH	N - None
C - Zn Acetate	O - AsNaO2
D - Nitric Acid	P - Na2O4S
E - NaHSO4	Q - Na2SO3
F - MeOH	R - Na2S2O3
G - Amchlor	S - H2SO4
H - Ascorbic Acid	T - TSP Dodecahydrate
I - Ice	U - Acetone
J - DI Water	V - MCAA
K - EDTA	W - pH 4-5
L - EDA	Z - other (specify)

Other:

Sample Identification	Sample Date	Sample Time	Sample Type (C=comp, G=grab)	Matrix (W=water, S=solid, O=waste/oil, BT=Tissue, A=Air)	Field Filtered Sample (Yes or No)	Perform MS/MSD (Yes or No)	8260C - TCL VOCs	8082A - PCBs	8260C - TCL VOCs	8260C - TCLP Volatiles	Total Number of containers	Special Instructions/Note:
			Preservation Code:				N	N	A	N		
TB-1-22818	Lab Provided	-	-	W Solid					X		3	
RB-1-22818	2/28/18	16:30	-	W Solid				X			2	
				Solid								
				Solid								
				Solid								
				Solid								
				Solid								
				Solid								
				Solid								
				Solid								
				Solid								

Possible Hazard Identification
☐ Non-Hazard ☐ Flammable ☐ Skin Irritant ☐ Poison B ☐ Unknown ☐ Radiological

Sample Disposal (A fee may be assessed if samples are retained longer than 1 month)
☐ Return To Client ☐ Disposal By Lab ☐ Archive For _____ Months

Deliverable Requested: I, II, III, IV, Other (specify)

Special Instructions/QC Requirements:

Empty Kit Relinquished by:	Date:	Time:	Method of Shipment:

Relinquished by:	Date/Time:	Company	Received by:	Date/Time:	Company
Joshua Miller	2/28/18 / 16:45	Arcadis	Matthew Kroening	02-28-18 1700	Arcadis
Relinquished by: Matthew Kroening	Date/Time: 02-28-18 1735	Company Arcadis	Received by:	Date/Time: 2/28/18 1730	Company TAB
Relinquished by:	Date/Time:	Company	Received by:	Date/Time:	Company

Custody Seals Intact: Δ Yes Δ No	Custody Seal No.:	Cooler Temperature(s) °C and Other Remarks:

Ver: 08/04/2016

Qualifiers

GC/MS VOA

Qualifier	Qualifier Description
J	Result is less than the RL but greater than or equal to the MDL and the concentration is an approximate value.

Glossary

Abbreviation	These commonly used abbreviations may or may not be present in this report.
¤	Listed under the "D" column to designate that the result is reported on a dry weight basis
%R	Percent Recovery
CFL	Contains Free Liquid
CNF	Contains No Free Liquid
DER	Duplicate Error Ratio (normalized absolute difference)
Dil Fac	Dilution Factor
DL	Detection Limit (DoD/DOE)
DL, RA, RE, IN	Indicates a Dilution, Re-analysis, Re-extraction, or additional Initial metals/anion analysis of the sample
DLC	Decision Level Concentration (Radiochemistry)
EDL	Estimated Detection Limit (Dioxin)
LOD	Limit of Detection (DoD/DOE)
LOQ	Limit of Quantitation (DoD/DOE)
MDA	Minimum Detectable Activity (Radiochemistry)
MDC	Minimum Detectable Concentration (Radiochemistry)
MDL	Method Detection Limit
ML	Minimum Level (Dioxin)
NC	Not Calculated
ND	Not Detected at the reporting limit (or MDL or EDL if shown)
PQL	Practical Quantitation Limit
QC	Quality Control
RER	Relative Error Ratio (Radiochemistry)
RL	Reporting Limit or Requested Limit (Radiochemistry)
RPD	Relative Percent Difference, a measure of the relative difference between two points
TEF	Toxicity Equivalent Factor (Dioxin)
TEQ	Toxicity Equivalent Quotient (Dioxin)

Client Sample ID: SB-4 (6-8)

Date Collected: 02/28/18 08:34
Date Received: 02/28/18 17:30

Lab Sample ID: 480-131979-5

Matrix: Solid
Percent Solids: 88.0

Method: 8260C - Volatile Organic Compounds by GC/MS

Analyte	Result	Qualifier	RL	MDL	Unit	D	Prepared	Analyzed	Dil Fac
1,1,1-Trichloroethane	ND		3.7	0.27	ug/Kg	☼	03/01/18 10:00	03/04/18 15:32	1
1,1,2,2-Tetrachloroethane	ND		3.7	0.61	ug/Kg	☼	03/01/18 10:00	03/04/18 15:32	1
1,1,2-Trichloro-1,2,2-trifluoroethane	ND		3.7	0.85	ug/Kg	☼	03/01/18 10:00	03/04/18 15:32	1
1,1,2-Trichloroethane	ND		3.7	0.49	ug/Kg	☼	03/01/18 10:00	03/04/18 15:32	1
1,1-Dichloroethane	ND		3.7	0.46	ug/Kg	☼	03/01/18 10:00	03/04/18 15:32	1
1,1-Dichloroethene	ND		3.7	0.46	ug/Kg	☼	03/01/18 10:00	03/04/18 15:32	1
1,2,4-Trichlorobenzene	ND		3.7	0.23	ug/Kg	☼	03/01/18 10:00	03/04/18 15:32	1
1,2-Dibromo-3-Chloropropane	ND		3.7	1.9	ug/Kg	☼	03/01/18 10:00	03/04/18 15:32	1
1,2-Dibromoethane	ND		3.7	0.48	ug/Kg	☼	03/01/18 10:00	03/04/18 15:32	1
1,2-Dichlorobenzene	ND		3.7	0.29	ug/Kg	☼	03/01/18 10:00	03/04/18 15:32	1
1,2-Dichloroethane	ND		3.7	0.19	ug/Kg	☼	03/01/18 10:00	03/04/18 15:32	1
1,2-Dichloropropane	ND		3.7	1.9	ug/Kg	☼	03/01/18 10:00	03/04/18 15:32	1
1,3-Dichlorobenzene	ND		3.7	0.19	ug/Kg	☼	03/01/18 10:00	03/04/18 15:32	1
1,4-Dichlorobenzene	ND		3.7	0.52	ug/Kg	☼	03/01/18 10:00	03/04/18 15:32	1
2-Butanone (MEK)	ND		19	1.4	ug/Kg	☼	03/01/18 10:00	03/04/18 15:32	1
2-Hexanone	ND		19	1.9	ug/Kg	☼	03/01/18 10:00	03/04/18 15:32	1
4-Methyl-2-pentanone (MIBK)	ND		19	1.2	ug/Kg	☼	03/01/18 10:00	03/04/18 15:32	1
Acetone	**8.3**	**J**	19	3.2	ug/Kg	☼	03/01/18 10:00	03/04/18 15:32	1
Benzene	ND		3.7	0.18	ug/Kg	☼	03/01/18 10:00	03/04/18 15:32	1
Bromodichloromethane	ND		3.7	0.50	ug/Kg	☼	03/01/18 10:00	03/04/18 15:32	1
Bromoform	ND		3.7	1.9	ug/Kg	☼	03/01/18 10:00	03/04/18 15:32	1
Bromomethane	ND		3.7	0.34	ug/Kg	☼	03/01/18 10:00	03/04/18 15:32	1
Carbon disulfide	ND		3.7	1.9	ug/Kg	☼	03/01/18 10:00	03/04/18 15:32	1
Carbon tetrachloride	ND		3.7	0.36	ug/Kg	☼	03/01/18 10:00	03/04/18 15:32	1
Chlorobenzene	ND		3.7	0.49	ug/Kg	☼	03/01/18 10:00	03/04/18 15:32	1
Chloroethane	ND		3.7	0.85	ug/Kg	☼	03/01/18 10:00	03/04/18 15:32	1
Chloroform	ND		3.7	0.23	ug/Kg	☼	03/01/18 10:00	03/04/18 15:32	1
Chloromethane	ND		3.7	0.23	ug/Kg	☼	03/01/18 10:00	03/04/18 15:32	1
cis-1,2-Dichloroethene	ND		3.7	0.48	ug/Kg	☼	03/01/18 10:00	03/04/18 15:32	1
cis-1,3-Dichloropropene	ND		3.7	0.54	ug/Kg	☼	03/01/18 10:00	03/04/18 15:32	1
Cyclohexane	ND		3.7	0.52	ug/Kg	☼	03/01/18 10:00	03/04/18 15:32	1
Dibromochloromethane	ND		3.7	0.48	ug/Kg	☼	03/01/18 10:00	03/04/18 15:32	1
Dichlorodifluoromethane	ND		3.7	0.31	ug/Kg	☼	03/01/18 10:00	03/04/18 15:32	1
Ethylbenzene	ND		3.7	0.26	ug/Kg	☼	03/01/18 10:00	03/04/18 15:32	1
Isopropylbenzene	ND		3.7	0.56	ug/Kg	☼	03/01/18 10:00	03/04/18 15:32	1
Methyl acetate	ND		19	2.3	ug/Kg	☼	03/01/18 10:00	03/04/18 15:32	1
Methyl tert-butyl ether	ND		3.7	0.37	ug/Kg	☼	03/01/18 10:00	03/04/18 15:32	1
Methylcyclohexane	ND		3.7	0.57	ug/Kg	☼	03/01/18 10:00	03/04/18 15:32	1
Methylene Chloride	**2.5**	**J**	3.7	1.7	ug/Kg	☼	03/01/18 10:00	03/04/18 15:32	1
Styrene	ND		3.7	0.19	ug/Kg	☼	03/01/18 10:00	03/04/18 15:32	1
Tetrachloroethene	ND		3.7	0.50	ug/Kg	☼	03/01/18 10:00	03/04/18 15:32	1
Toluene	ND		3.7	0.28	ug/Kg	☼	03/01/18 10:00	03/04/18 15:32	1
trans-1,2-Dichloroethene	ND		3.7	0.39	ug/Kg	☼	03/01/18 10:00	03/04/18 15:32	1
trans-1,3-Dichloropropene	ND		3.7	1.6	ug/Kg	☼	03/01/18 10:00	03/04/18 15:32	1
Trichloroethene	ND		3.7	0.82	ug/Kg	☼	03/01/18 10:00	03/04/18 15:32	1
Trichlorofluoromethane	ND		3.7	0.35	ug/Kg	☼	03/01/18 10:00	03/04/18 15:32	1
Vinyl chloride	ND		3.7	0.46	ug/Kg	☼	03/01/18 10:00	03/04/18 15:32	1
Xylenes, Total	ND		7.5	0.63	ug/Kg	☼	03/01/18 10:00	03/04/18 15:32	1

Client Sample ID: SB-4 (6-8)

Lab Sample ID: 480-131979-5

Date Collected: 02/28/18 08:34
Matrix: Solid
Date Received: 02/28/18 17:30
Percent Solids: 88.0

Surrogate	*%Recovery*	*Qualifier*	*Limits*	*Prepared*	*Analyzed*	*Dil Fac*
1,2-Dichloroethane-d4 (Surr)	*110*		*64 - 126*	*03/01/18 10:00*	*03/04/18 15:32*	*1*
4-Bromofluorobenzene (Surr)	*98*		*72 - 126*	*03/01/18 10:00*	*03/04/18 15:32*	*1*
Dibromofluoromethane (Surr)	*105*		*60 - 140*	*03/01/18 10:00*	*03/04/18 15:32*	*1*
Toluene-d8 (Surr)	*101*		*71 - 125*	*03/01/18 10:00*	*03/04/18 15:32*	*1*

Client Sample ID: SB-5 (6-8)

Lab Sample ID: 480-131979-12

Date Collected: 02/28/18 13:30
Matrix: Solid
Date Received: 02/28/18 17:30
Percent Solids: 86.6

Method: 8260C - Volatile Organic Compounds by GC/MS

Analyte	Result	Qualifier	RL	MDL	Unit	D	Prepared	Analyzed	Dil Fac
1,1,1-Trichloroethane	ND		3.7	0.27	ug/Kg	☼	03/01/18 10:00	03/04/18 15:57	1
1,1,2,2-Tetrachloroethane	ND		3.7	0.60	ug/Kg	☼	03/01/18 10:00	03/04/18 15:57	1
1,1,2-Trichloro-1,2,2-trifluoroethane	ND		3.7	0.85	ug/Kg	☼	03/01/18 10:00	03/04/18 15:57	1
1,1,2-Trichloroethane	ND		3.7	0.48	ug/Kg	☼	03/01/18 10:00	03/04/18 15:57	1
1,1-Dichloroethane	ND		3.7	0.45	ug/Kg	☼	03/01/18 10:00	03/04/18 15:57	1
1,1-Dichloroethene	ND		3.7	0.45	ug/Kg	☼	03/01/18 10:00	03/04/18 15:57	1
1,2,4-Trichlorobenzene	ND		3.7	0.23	ug/Kg	☼	03/01/18 10:00	03/04/18 15:57	1
1,2-Dibromo-3-Chloropropane	ND		3.7	1.9	ug/Kg	☼	03/01/18 10:00	03/04/18 15:57	1
1,2-Dibromoethane	ND		3.7	0.48	ug/Kg	☼	03/01/18 10:00	03/04/18 15:57	1
1,2-Dichlorobenzene	ND		3.7	0.29	ug/Kg	☼	03/01/18 10:00	03/04/18 15:57	1
1,2-Dichloroethane	ND		3.7	0.19	ug/Kg	☼	03/01/18 10:00	03/04/18 15:57	1
1,2-Dichloropropane	ND		3.7	1.9	ug/Kg	☼	03/01/18 10:00	03/04/18 15:57	1
1,3-Dichlorobenzene	ND		3.7	0.19	ug/Kg	☼	03/01/18 10:00	03/04/18 15:57	1
1,4-Dichlorobenzene	ND		3.7	0.52	ug/Kg	☼	03/01/18 10:00	03/04/18 15:57	1
2-Butanone (MEK)	ND		19	1.4	ug/Kg	☼	03/01/18 10:00	03/04/18 15:57	1
2-Hexanone	ND		19	1.9	ug/Kg	☼	03/01/18 10:00	03/04/18 15:57	1
4-Methyl-2-pentanone (MIBK)	ND		19	1.2	ug/Kg	☼	03/01/18 10:00	03/04/18 15:57	1
Acetone	**18**	**J**	19	3.1	ug/Kg	☼	03/01/18 10:00	03/04/18 15:57	1
Benzene	ND		3.7	0.18	ug/Kg	☼	03/01/18 10:00	03/04/18 15:57	1
Bromodichloromethane	ND		3.7	0.50	ug/Kg	☼	03/01/18 10:00	03/04/18 15:57	1
Bromoform	ND		3.7	1.9	ug/Kg	☼	03/01/18 10:00	03/04/18 15:57	1
Bromomethane	ND		3.7	0.33	ug/Kg	☼	03/01/18 10:00	03/04/18 15:57	1
Carbon disulfide	ND		3.7	1.9	ug/Kg	☼	03/01/18 10:00	03/04/18 15:57	1
Carbon tetrachloride	ND		3.7	0.36	ug/Kg	☼	03/01/18 10:00	03/04/18 15:57	1
Chlorobenzene	ND		3.7	0.49	ug/Kg	☼	03/01/18 10:00	03/04/18 15:57	1
Chloroethane	ND		3.7	0.84	ug/Kg	☼	03/01/18 10:00	03/04/18 15:57	1
Chloroform	ND		3.7	0.23	ug/Kg	☼	03/01/18 10:00	03/04/18 15:57	1
Chloromethane	ND		3.7	0.22	ug/Kg	☼	03/01/18 10:00	03/04/18 15:57	1
cis-1,2-Dichloroethene	ND		3.7	0.48	ug/Kg	☼	03/01/18 10:00	03/04/18 15:57	1
cis-1,3-Dichloropropene	ND		3.7	0.53	ug/Kg	☼	03/01/18 10:00	03/04/18 15:57	1
Cyclohexane	ND		3.7	0.52	ug/Kg	☼	03/01/18 10:00	03/04/18 15:57	1
Dibromochloromethane	ND		3.7	0.48	ug/Kg	☼	03/01/18 10:00	03/04/18 15:57	1
Dichlorodifluoromethane	ND		3.7	0.31	ug/Kg	☼	03/01/18 10:00	03/04/18 15:57	1
Ethylbenzene	ND		3.7	0.26	ug/Kg	☼	03/01/18 10:00	03/04/18 15:57	1
Isopropylbenzene	ND		3.7	0.56	ug/Kg	☼	03/01/18 10:00	03/04/18 15:57	1
Methyl acetate	ND		19	2.2	ug/Kg	☼	03/01/18 10:00	03/04/18 15:57	1
Methyl tert-butyl ether	ND		3.7	0.36	ug/Kg	☼	03/01/18 10:00	03/04/18 15:57	1
Methylcyclohexane	ND		3.7	0.56	ug/Kg	☼	03/01/18 10:00	03/04/18 15:57	1
Methylene Chloride	**2.4**	**J**	3.7	1.7	ug/Kg	☼	03/01/18 10:00	03/04/18 15:57	1

Client Sample ID: SB-5 (6-8)

Lab Sample ID: 480-131979-12
Date Collected: 02/28/18 13:30
Matrix: Solid
Date Received: 02/28/18 17:30
Percent Solids: 86.6

Method: 8260C - Volatile Organic Compounds by GC/MS (Continued)

Analyte	Result	Qualifier	RL	MDL	Unit	D	Prepared	Analyzed	Dil Fac
Styrene	ND		3.7	0.19	ug/Kg	☼	03/01/18 10:00	03/04/18 15:57	1
Tetrachloroethene	ND		3.7	0.50	ug/Kg	☼	03/01/18 10:00	03/04/18 15:57	1
Toluene	ND		3.7	0.28	ug/Kg	☼	03/01/18 10:00	03/04/18 15:57	1
trans-1,2-Dichloroethene	ND		3.7	0.38	ug/Kg	☼	03/01/18 10:00	03/04/18 15:57	1
trans-1,3-Dichloropropene	ND		3.7	1.6	ug/Kg	☼	03/01/18 10:00	03/04/18 15:57	1
Trichloroethene	ND		3.7	0.82	ug/Kg	☼	03/01/18 10:00	03/04/18 15:57	1
Trichlorofluoromethane	ND		3.7	0.35	ug/Kg	☼	03/01/18 10:00	03/04/18 15:57	1
Vinyl chloride	ND		3.7	0.45	ug/Kg	☼	03/01/18 10:00	03/04/18 15:57	1
Xylenes, Total	ND		7.4	0.62	ug/Kg	☼	03/01/18 10:00	03/04/18 15:57	1

Surrogate	*%Recovery*	*Qualifier*	*Limits*	*Prepared*	*Analyzed*	*Dil Fac*
1,2-Dichloroethane-d4 (Surr)	*108*		*64 - 126*	*03/01/18 10:00*	*03/04/18 15:57*	*1*
4-Bromofluorobenzene (Surr)	*97*		*72 - 126*	*03/01/18 10:00*	*03/04/18 15:57*	*1*
Dibromofluoromethane (Surr)	*101*		*60 - 140*	*03/01/18 10:00*	*03/04/18 15:57*	*1*
Toluene-d8 (Surr)	*99*		*71 - 125*	*03/01/18 10:00*	*03/04/18 15:57*	*1*

Client Sample ID: SB-3 (6-8)

Lab Sample ID: 480-131979-19
Date Collected: 02/28/18 15:04
Matrix: Solid
Date Received: 02/28/18 17:30
Percent Solids: 87.2

Method: 8260C - Volatile Organic Compounds by GC/MS

Analyte	Result	Qualifier	RL	MDL	Unit	D	Prepared	Analyzed	Dil Fac
1,1,1-Trichloroethane	ND		3.8	0.28	ug/Kg	☼	03/01/18 10:00	03/04/18 16:22	1
1,1,2,2-Tetrachloroethane	ND		3.8	0.62	ug/Kg	☼	03/01/18 10:00	03/04/18 16:22	1
1,1,2-Trichloro-1,2,2-trifluoroethane	ND		3.8	0.87	ug/Kg	☼	03/01/18 10:00	03/04/18 16:22	1
1,1,2-Trichloroethane	ND		3.8	0.50	ug/Kg	☼	03/01/18 10:00	03/04/18 16:22	1
1,1-Dichloroethane	ND		3.8	0.46	ug/Kg	☼	03/01/18 10:00	03/04/18 16:22	1
1,1-Dichloroethene	ND		3.8	0.47	ug/Kg	☼	03/01/18 10:00	03/04/18 16:22	1
1,2,4-Trichlorobenzene	ND		3.8	0.23	ug/Kg	☼	03/01/18 10:00	03/04/18 16:22	1
1,2-Dibromo-3-Chloropropane	ND		3.8	1.9	ug/Kg	☼	03/01/18 10:00	03/04/18 16:22	1
1,2-Dibromoethane	ND		3.8	0.49	ug/Kg	☼	03/01/18 10:00	03/04/18 16:22	1
1,2-Dichlorobenzene	ND		3.8	0.30	ug/Kg	☼	03/01/18 10:00	03/04/18 16:22	1
1,2-Dichloroethane	ND		3.8	0.19	ug/Kg	☼	03/01/18 10:00	03/04/18 16:22	1
1,2-Dichloropropane	ND		3.8	1.9	ug/Kg	☼	03/01/18 10:00	03/04/18 16:22	1
1,3-Dichlorobenzene	ND		3.8	0.20	ug/Kg	☼	03/01/18 10:00	03/04/18 16:22	1
1,4-Dichlorobenzene	ND		3.8	0.53	ug/Kg	☼	03/01/18 10:00	03/04/18 16:22	1
2-Butanone (MEK)	ND		19	1.4	ug/Kg	☼	03/01/18 10:00	03/04/18 16:22	1
2-Hexanone	ND		19	1.9	ug/Kg	☼	03/01/18 10:00	03/04/18 16:22	1
4-Methyl-2-pentanone (MIBK)	ND		19	1.2	ug/Kg	☼	03/01/18 10:00	03/04/18 16:22	1
Acetone	**6.5**	**J**	19	3.2	ug/Kg	☼	03/01/18 10:00	03/04/18 16:22	1
Benzene	ND		3.8	0.19	ug/Kg	☼	03/01/18 10:00	03/04/18 16:22	1
Bromodichloromethane	ND		3.8	0.51	ug/Kg	☼	03/01/18 10:00	03/04/18 16:22	1
Bromoform	ND		3.8	1.9	ug/Kg	☼	03/01/18 10:00	03/04/18 16:22	1
Bromomethane	ND		3.8	0.34	ug/Kg	☼	03/01/18 10:00	03/04/18 16:22	1
Carbon disulfide	ND		3.8	1.9	ug/Kg	☼	03/01/18 10:00	03/04/18 16:22	1
Carbon tetrachloride	ND		3.8	0.37	ug/Kg	☼	03/01/18 10:00	03/04/18 16:22	1
Chlorobenzene	ND		3.8	0.50	ug/Kg	☼	03/01/18 10:00	03/04/18 16:22	1
Chloroethane	ND		3.8	0.86	ug/Kg	☼	03/01/18 10:00	03/04/18 16:22	1
Chloroform	ND		3.8	0.24	ug/Kg	☼	03/01/18 10:00	03/04/18 16:22	1
Chloromethane	ND		3.8	0.23	ug/Kg	☼	03/01/18 10:00	03/04/18 16:22	1

Client Sample ID: SB-3 (6-8)

Date Collected: 02/28/18 15:04
Date Received: 02/28/18 17:30

Lab Sample ID: 480-131979-19

Matrix: Solid
Percent Solids: 87.2

Method: 8260C - Volatile Organic Compounds by GC/MS (Continued)

Analyte	Result	Qualifier	RL	MDL	Unit	D	Prepared	Analyzed	Dil Fac
cis-1,2-Dichloroethene	ND		3.8	0.49	ug/Kg	☼	03/01/18 10:00	03/04/18 16:22	1
cis-1,3-Dichloropropene	ND		3.8	0.55	ug/Kg	☼	03/01/18 10:00	03/04/18 16:22	1
Cyclohexane	ND		3.8	0.53	ug/Kg	☼	03/01/18 10:00	03/04/18 16:22	1
Dibromochloromethane	ND		3.8	0.49	ug/Kg	☼	03/01/18 10:00	03/04/18 16:22	1
Dichlorodifluoromethane	ND		3.8	0.31	ug/Kg	☼	03/01/18 10:00	03/04/18 16:22	1
Ethylbenzene	ND		3.8	0.26	ug/Kg	☼	03/01/18 10:00	03/04/18 16:22	1
Isopropylbenzene	ND		3.8	0.57	ug/Kg	☼	03/01/18 10:00	03/04/18 16:22	1
Methyl acetate	ND		19	2.3	ug/Kg	☼	03/01/18 10:00	03/04/18 16:22	1
Methyl tert-butyl ether	ND		3.8	0.37	ug/Kg	☼	03/01/18 10:00	03/04/18 16:22	1
Methylcyclohexane	ND		3.8	0.58	ug/Kg	☼	03/01/18 10:00	03/04/18 16:22	1
Methylene Chloride	ND		3.8	1.8	ug/Kg	☼	03/01/18 10:00	03/04/18 16:22	1
Styrene	ND		3.8	0.19	ug/Kg	☼	03/01/18 10:00	03/04/18 16:22	1
Tetrachloroethene	ND		3.8	0.51	ug/Kg	☼	03/01/18 10:00	03/04/18 16:22	1
Toluene	ND		3.8	0.29	ug/Kg	☼	03/01/18 10:00	03/04/18 16:22	1
trans-1,2-Dichloroethene	ND		3.8	0.39	ug/Kg	☼	03/01/18 10:00	03/04/18 16:22	1
trans-1,3-Dichloropropene	ND		3.8	1.7	ug/Kg	☼	03/01/18 10:00	03/04/18 16:22	1
Trichloroethene	ND		3.8	0.84	ug/Kg	☼	03/01/18 10:00	03/04/18 16:22	1
Trichlorofluoromethane	ND		3.8	0.36	ug/Kg	☼	03/01/18 10:00	03/04/18 16:22	1
Vinyl chloride	ND		3.8	0.46	ug/Kg	☼	03/01/18 10:00	03/04/18 16:22	1
Xylenes, Total	ND		7.6	0.64	ug/Kg	☼	03/01/18 10:00	03/04/18 16:22	1

Surrogate	*%Recovery*	*Qualifier*	*Limits*	*Prepared*	*Analyzed*	*Dil Fac*
1,2-Dichloroethane-d4 (Surr)	*110*		*64 - 126*	*03/01/18 10:00*	*03/04/18 16:22*	*1*
4-Bromofluorobenzene (Surr)	*97*		*72 - 126*	*03/01/18 10:00*	*03/04/18 16:22*	*1*
Dibromofluoromethane (Surr)	*106*		*60 - 140*	*03/01/18 10:00*	*03/04/18 16:22*	*1*
Toluene-d8 (Surr)	*98*		*71 - 125*	*03/01/18 10:00*	*03/04/18 16:22*	*1*

Client Sample ID: SB-4 (0-1)

Date Collected: 02/28/18 08:30
Date Received: 02/28/18 17:30

Lab Sample ID: 480-131979-1

Matrix: Solid
Percent Solids: 94.8

Method: 8082A - Polychlorinated Biphenyls (PCBs) by Gas Chromatography

Analyte	Result	Qualifier	RL	MDL	Unit	D	Prepared	Analyzed	Dil Fac
PCB-1016	ND		1.0	0.20	mg/Kg	☼	03/02/18 11:19	03/05/18 14:17	5
PCB-1221	ND		1.0	0.20	mg/Kg	☼	03/02/18 11:19	03/05/18 14:17	5
PCB-1232	ND		1.0	0.20	mg/Kg	☼	03/02/18 11:19	03/05/18 14:17	5
PCB-1242	ND		1.0	0.20	mg/Kg	☼	03/02/18 11:19	03/05/18 14:17	5
PCB-1248	ND		1.0	0.20	mg/Kg	☼	03/02/18 11:19	03/05/18 14:17	5
PCB-1254	ND		1.0	0.47	mg/Kg	☼	03/02/18 11:19	03/05/18 14:17	5
PCB-1260	**22**		1.0	0.47	mg/Kg	☼	03/02/18 11:19	03/05/18 14:17	5

Surrogate	*%Recovery*	*Qualifier*	*Limits*	*Prepared*	*Analyzed*	*Dil Fac*
Tetrachloro-m-xylene	*102*		*60 - 154*	*03/02/18 11:19*	*03/05/18 14:17*	*5*
Tetrachloro-m-xylene	*114*		*60 - 154*	*03/02/18 11:19*	*03/05/18 14:17*	*5*
DCB Decachlorobiphenyl	*139*		*65 - 174*	*03/02/18 11:19*	*03/05/18 14:17*	*5*
DCB Decachlorobiphenyl	*147*		*65 - 174*	*03/02/18 11:19*	*03/05/18 14:17*	*5*

Client Sample ID: SB-4 (1-2)

Date Collected: 02/28/18 08:31
Date Received: 02/28/18 17:30

Lab Sample ID: 480-131979-2

Matrix: Solid
Percent Solids: 83.4

Method: 8082A - Polychlorinated Biphenyls (PCBs) by Gas Chromatography

Analyte	Result	Qualifier	RL	MDL	Unit	D	Prepared	Analyzed	Dil Fac
PCB-1016	ND		0.52	0.10	mg/Kg	☼	03/02/18 11:19	03/05/18 14:32	2
PCB-1221	ND		0.52	0.10	mg/Kg	☼	03/02/18 11:19	03/05/18 14:32	2
PCB-1232	ND		0.52	0.10	mg/Kg	☼	03/02/18 11:19	03/05/18 14:32	2
PCB-1242	ND		0.52	0.10	mg/Kg	☼	03/02/18 11:19	03/05/18 14:32	2
PCB-1248	ND		0.52	0.10	mg/Kg	☼	03/02/18 11:19	03/05/18 14:32	2
PCB-1254	ND		0.52	0.25	mg/Kg	☼	03/02/18 11:19	03/05/18 14:32	2
PCB-1260	**4.3**		0.52	0.25	mg/Kg	☼	03/02/18 11:19	03/05/18 14:32	2

Surrogate	*%Recovery*	*Qualifier*	*Limits*	*Prepared*	*Analyzed*	*Dil Fac*
Tetrachloro-m-xylene	*96*		*60 - 154*	*03/02/18 11:19*	*03/05/18 14:32*	*2*
Tetrachloro-m-xylene	*117*		*60 - 154*	*03/02/18 11:19*	*03/05/18 14:32*	*2*
DCB Decachlorobiphenyl	*139*		*65 - 174*	*03/02/18 11:19*	*03/05/18 14:32*	*2*
DCB Decachlorobiphenyl	*130*		*65 - 174*	*03/02/18 11:19*	*03/05/18 14:32*	*2*

Client Sample ID: SB-4 (6-8)

Date Collected: 02/28/18 08:34
Date Received: 02/28/18 17:30

Lab Sample ID: 480-131979-5

Matrix: Solid
Percent Solids: 88.0

Method: 8082A - Polychlorinated Biphenyls (PCBs) by Gas Chromatography

Analyte	Result	Qualifier	RL	MDL	Unit	D	Prepared	Analyzed	Dil Fac
PCB-1016	ND		0.22	0.044	mg/Kg	☼	03/02/18 11:19	03/05/18 14:48	1
PCB-1221	ND		0.22	0.044	mg/Kg	☼	03/02/18 11:19	03/05/18 14:48	1
PCB-1232	ND		0.22	0.044	mg/Kg	☼	03/02/18 11:19	03/05/18 14:48	1
PCB-1242	ND		0.22	0.044	mg/Kg	☼	03/02/18 11:19	03/05/18 14:48	1
PCB-1248	ND		0.22	0.044	mg/Kg	☼	03/02/18 11:19	03/05/18 14:48	1
PCB-1254	ND		0.22	0.11	mg/Kg	☼	03/02/18 11:19	03/05/18 14:48	1
PCB-1260	ND		0.22	0.11	mg/Kg	☼	03/02/18 11:19	03/05/18 14:48	1

Surrogate	*%Recovery*	*Qualifier*	*Limits*	*Prepared*	*Analyzed*	*Dil Fac*
Tetrachloro-m-xylene	*86*		*60 - 154*	*03/02/18 11:19*	*03/05/18 14:48*	*1*

Client Sample ID: SB-4 (6-8)

Date Collected: 02/28/18 08:34
Date Received: 02/28/18 17:30

Lab Sample ID: 480-131979-5

Matrix: Solid
Percent Solids: 88.0

Method: 8082A - Polychlorinated Biphenyls (PCBs) by Gas Chromatography (Continued)

Surrogate	*%Recovery*	*Qualifier*	*Limits*	*Prepared*	*Analyzed*	*Dil Fac*
Tetrachloro-m-xylene	*99*		*60 - 154*	*03/02/18 11:19*	*03/05/18 14:48*	*1*
DCB Decachlorobiphenyl	*110*		*65 - 174*	*03/02/18 11:19*	*03/05/18 14:48*	*1*
DCB Decachlorobiphenyl	*109*		*65 - 174*	*03/02/18 11:19*	*03/05/18 14:48*	*1*

Client Sample ID: SB-5 (0-1)

Date Collected: 02/28/18 11:00
Date Received: 02/28/18 17:30

Lab Sample ID: 480-131979-8

Matrix: Solid
Percent Solids: 96.7

Method: 8082A - Polychlorinated Biphenyls (PCBs) by Gas Chromatography

Analyte	Result	Qualifier	RL	MDL	Unit	D	Prepared	Analyzed	Dil Fac
PCB-1016	ND		1.2	0.24	mg/Kg	☼	03/02/18 11:19	03/05/18 15:03	5
PCB-1221	ND		1.2	0.24	mg/Kg	☼	03/02/18 11:19	03/05/18 15:03	5
PCB-1232	ND		1.2	0.24	mg/Kg	☼	03/02/18 11:19	03/05/18 15:03	5
PCB-1242	ND		1.2	0.24	mg/Kg	☼	03/02/18 11:19	03/05/18 15:03	5
PCB-1248	ND		1.2	0.24	mg/Kg	☼	03/02/18 11:19	03/05/18 15:03	5
PCB-1254	ND		1.2	0.57	mg/Kg	☼	03/02/18 11:19	03/05/18 15:03	5
PCB-1260	**13**		1.2	0.57	mg/Kg	☼	03/02/18 11:19	03/05/18 15:03	5

Surrogate	*%Recovery*	*Qualifier*	*Limits*	*Prepared*	*Analyzed*	*Dil Fac*
Tetrachloro-m-xylene	*92*		*60 - 154*	*03/02/18 11:19*	*03/05/18 15:03*	*5*
Tetrachloro-m-xylene	*113*		*60 - 154*	*03/02/18 11:19*	*03/05/18 15:03*	*5*
DCB Decachlorobiphenyl	*128*		*65 - 174*	*03/02/18 11:19*	*03/05/18 15:03*	*5*
DCB Decachlorobiphenyl	*145*		*65 - 174*	*03/02/18 11:19*	*03/05/18 15:03*	*5*

Client Sample ID: SB-5 (1-2)

Date Collected: 02/28/18 11:01
Date Received: 02/28/18 17:30

Lab Sample ID: 480-131979-9

Matrix: Solid
Percent Solids: 97.4

Method: 8082A - Polychlorinated Biphenyls (PCBs) by Gas Chromatography

Analyte	Result	Qualifier	RL	MDL	Unit	D	Prepared	Analyzed	Dil Fac
PCB-1016	ND		0.20	0.039	mg/Kg	☼	03/02/18 11:19	03/05/18 15:18	1
PCB-1221	ND		0.20	0.039	mg/Kg	☼	03/02/18 11:19	03/05/18 15:18	1
PCB-1232	ND		0.20	0.039	mg/Kg	☼	03/02/18 11:19	03/05/18 15:18	1
PCB-1242	ND		0.20	0.039	mg/Kg	☼	03/02/18 11:19	03/05/18 15:18	1
PCB-1248	ND		0.20	0.039	mg/Kg	☼	03/02/18 11:19	03/05/18 15:18	1
PCB-1254	ND		0.20	0.093	mg/Kg	☼	03/02/18 11:19	03/05/18 15:18	1
PCB-1260	**0.62**	J	0.20	0.093	mg/Kg	☼	03/02/18 11:19	03/05/18 15:18	1

Surrogate	*%Recovery*	*Qualifier*	*Limits*	*Prepared*	*Analyzed*	*Dil Fac*
Tetrachloro-m-xylene	*94*		*60 - 154*	*03/02/18 11:19*	*03/05/18 15:18*	*1*
Tetrachloro-m-xylene	*109*		*60 - 154*	*03/02/18 11:19*	*03/05/18 15:18*	*1*
DCB Decachlorobiphenyl	*114*		*65 - 174*	*03/02/18 11:19*	*03/05/18 15:18*	*1*
DCB Decachlorobiphenyl	*119*		*65 - 174*	*03/02/18 11:19*	*03/05/18 15:18*	*1*

Client Sample ID: SB-5 (6-8)

Lab Sample ID: 480-131979-12
Date Collected: 02/28/18 13:30
Matrix: Solid
Date Received: 02/28/18 17:30
Percent Solids: 86.6

Method: 8082A - Polychlorinated Biphenyls (PCBs) by Gas Chromatography

Analyte	Result	Qualifier	RL	MDL	Unit	D	Prepared	Analyzed	Dil Fac
PCB-1016	ND		0.27	0.054	mg/Kg	☼	03/02/18 11:19	03/05/18 15:34	1
PCB-1221	ND		0.27	0.054	mg/Kg	☼	03/02/18 11:19	03/05/18 15:34	1
PCB-1232	ND		0.27	0.054	mg/Kg	☼	03/02/18 11:19	03/05/18 15:34	1
PCB-1242	ND		0.27	0.054	mg/Kg	☼	03/02/18 11:19	03/05/18 15:34	1
PCB-1248	ND		0.27	0.054	mg/Kg	☼	03/02/18 11:19	03/05/18 15:34	1
PCB-1254	ND		0.27	0.13	mg/Kg	☼	03/02/18 11:19	03/05/18 15:34	1
PCB-1260	ND		0.27	0.13	mg/Kg	☼	03/02/18 11:19	03/05/18 15:34	1

Surrogate	*%Recovery*	*Qualifier*	*Limits*	*Prepared*	*Analyzed*	*Dil Fac*
Tetrachloro-m-xylene	*92*		*60 - 154*	*03/02/18 11:19*	*03/05/18 15:34*	*1*
Tetrachloro-m-xylene	*107*		*60 - 154*	*03/02/18 11:19*	*03/05/18 15:34*	*1*
DCB Decachlorobiphenyl	*116*		*65 - 174*	*03/02/18 11:19*	*03/05/18 15:34*	*1*
DCB Decachlorobiphenyl	*117*		*65 - 174*	*03/02/18 11:19*	*03/05/18 15:34*	*1*

Client Sample ID: SB-3 (0-1)

Lab Sample ID: 480-131979-15
Date Collected: 02/28/18 15:00
Matrix: Solid
Date Received: 02/28/18 17:30
Percent Solids: 86.9

Method: 8082A - Polychlorinated Biphenyls (PCBs) by Gas Chromatography

Analyte	Result	Qualifier	RL	MDL	Unit	D	Prepared	Analyzed	Dil Fac
PCB-1016	ND		2.3	0.44	mg/Kg	☼	03/02/18 11:19	03/05/18 15:49	10
PCB-1221	ND		2.3	0.44	mg/Kg	☼	03/02/18 11:19	03/05/18 15:49	10
PCB-1232	ND		2.3	0.44	mg/Kg	☼	03/02/18 11:19	03/05/18 15:49	10
PCB-1242	ND		2.3	0.44	mg/Kg	☼	03/02/18 11:19	03/05/18 15:49	10
PCB-1248	ND		2.3	0.44	mg/Kg	☼	03/02/18 11:19	03/05/18 15:49	10
PCB-1254	ND		2.3	1.1	mg/Kg	☼	03/02/18 11:19	03/05/18 15:49	10
PCB-1260	**24**		2.3	1.1	mg/Kg	☼	03/02/18 11:19	03/05/18 15:49	10

Surrogate	*%Recovery*	*Qualifier*	*Limits*	*Prepared*	*Analyzed*	*Dil Fac*
Tetrachloro-m-xylene	*101*		*60 - 154*	*03/02/18 11:19*	*03/05/18 15:49*	*10*
Tetrachloro-m-xylene	*105*		*60 - 154*	*03/02/18 11:19*	*03/05/18 15:49*	*10*
DCB Decachlorobiphenyl	*142*		*65 - 174*	*03/02/18 11:19*	*03/05/18 15:49*	*10*
DCB Decachlorobiphenyl	*149*		*65 - 174*	*03/02/18 11:19*	*03/05/18 15:49*	*10*

Client Sample ID: SB-3 (1-2)

Lab Sample ID: 480-131979-16
Date Collected: 02/28/18 15:01
Matrix: Solid
Date Received: 02/28/18 17:30
Percent Solids: 84.9

Method: 8082A - Polychlorinated Biphenyls (PCBs) by Gas Chromatography

Analyte	Result	Qualifier	RL	MDL	Unit	D	Prepared	Analyzed	Dil Fac
PCB-1016	ND		1.3	0.25	mg/Kg	☼	03/02/18 11:19	03/05/18 14:02	5
PCB-1221	ND		1.3	0.25	mg/Kg	☼	03/02/18 11:19	03/05/18 14:02	5
PCB-1232	ND		1.3	0.25	mg/Kg	☼	03/02/18 11:19	03/05/18 14:02	5
PCB-1242	ND		1.3	0.25	mg/Kg	☼	03/02/18 11:19	03/05/18 14:02	5
PCB-1248	ND		1.3	0.25	mg/Kg	☼	03/02/18 11:19	03/05/18 14:02	5
PCB-1254	ND		1.3	0.60	mg/Kg	☼	03/02/18 11:19	03/05/18 14:02	5
PCB-1260	**8.9**	~~F1~~ J	1.3	0.60	mg/Kg	☼	03/02/18 11:19	03/05/18 14:02	5

Surrogate	*%Recovery*	*Qualifier*	*Limits*	*Prepared*	*Analyzed*	*Dil Fac*
Tetrachloro-m-xylene	*88*		*60 - 154*	*03/02/18 11:19*	*03/05/18 14:02*	*5*
Tetrachloro-m-xylene	*105*		*60 - 154*	*03/02/18 11:19*	*03/05/18 14:02*	*5*

Client Sample ID: SB-3 (1-2)

Lab Sample ID: 480-131979-16
Date Collected: 02/28/18 15:01
Matrix: Solid
Date Received: 02/28/18 17:30
Percent Solids: 84.9

Method: 8082A - Polychlorinated Biphenyls (PCBs) by Gas Chromatography (Continued)

Surrogate	*%Recovery*	*Qualifier*	*Limits*	*Prepared*	*Analyzed*	*Dil Fac*
DCB Decachlorobiphenyl	*119*		*65 - 174*	*03/02/18 11:19*	*03/05/18 14:02*	*5*
DCB Decachlorobiphenyl	*134*		*65 - 174*	*03/02/18 11:19*	*03/05/18 14:02*	*5*

Client Sample ID: SB-3 (6-8)

Lab Sample ID: 480-131979-19
Date Collected: 02/28/18 15:04
Matrix: Solid
Date Received: 02/28/18 17:30
Percent Solids: 87.2

Method: 8082A - Polychlorinated Biphenyls (PCBs) by Gas Chromatography

Analyte	Result	Qualifier	RL	MDL	Unit	D	Prepared	Analyzed	Dil Fac
PCB-1016	ND		0.27	0.052	mg/Kg	☼	03/02/18 11:19	03/05/18 16:04	1
PCB-1221	ND		0.27	0.052	mg/Kg	☼	03/02/18 11:19	03/05/18 16:04	1
PCB-1232	ND		0.27	0.052	mg/Kg	☼	03/02/18 11:19	03/05/18 16:04	1
PCB-1242	ND		0.27	0.052	mg/Kg	☼	03/02/18 11:19	03/05/18 16:04	1
PCB-1248	ND		0.27	0.052	mg/Kg	☼	03/02/18 11:19	03/05/18 16:04	1
PCB-1254	ND		0.27	0.13	mg/Kg	☼	03/02/18 11:19	03/05/18 16:04	1
PCB-1260	ND		0.27	0.13	mg/Kg	☼	03/02/18 11:19	03/05/18 16:04	1

Surrogate	*%Recovery*	*Qualifier*	*Limits*	*Prepared*	*Analyzed*	*Dil Fac*
Tetrachloro-m-xylene	*95*		*60 - 154*	*03/02/18 11:19*	*03/05/18 16:04*	*1*
Tetrachloro-m-xylene	*113*		*60 - 154*	*03/02/18 11:19*	*03/05/18 16:04*	*1*
DCB Decachlorobiphenyl	*119*		*65 - 174*	*03/02/18 11:19*	*03/05/18 16:04*	*1*
DCB Decachlorobiphenyl	*119*		*65 - 174*	*03/02/18 11:19*	*03/05/18 16:04*	*1*

Client Sample ID: DUP-22818

Lab Sample ID: 480-131979-22
Date Collected: 02/28/18 00:00
Matrix: Solid
Date Received: 02/28/18 17:30
Percent Solids: 88.0

Method: 8260C - Volatile Organic Compounds by GC/MS

Analyte	Result	Qualifier	RL	MDL	Unit	D	Prepared	Analyzed	Dil Fac
1,1,1-Trichloroethane	ND		5.3	0.39	ug/Kg	☼	03/01/18 10:00	03/04/18 16:48	1
1,1,2,2-Tetrachloroethane	ND		5.3	0.86	ug/Kg	☼	03/01/18 10:00	03/04/18 16:48	1
1,1,2-Trichloro-1,2,2-trifluoroethane	ND		5.3	1.2	ug/Kg	☼	03/01/18 10:00	03/04/18 16:48	1
1,1,2-Trichloroethane	ND		5.3	0.69	ug/Kg	☼	03/01/18 10:00	03/04/18 16:48	1
1,1-Dichloroethane	ND		5.3	0.65	ug/Kg	☼	03/01/18 10:00	03/04/18 16:48	1
1,1-Dichloroethene	ND		5.3	0.65	ug/Kg	☼	03/01/18 10:00	03/04/18 16:48	1
1,2,4-Trichlorobenzene	ND		5.3	0.32	ug/Kg	☼	03/01/18 10:00	03/04/18 16:48	1
1,2-Dibromo-3-Chloropropane	ND		5.3	2.7	ug/Kg	☼	03/01/18 10:00	03/04/18 16:48	1
1,2-Dibromoethane	ND		5.3	0.68	ug/Kg	☼	03/01/18 10:00	03/04/18 16:48	1
1,2-Dichlorobenzene	ND		5.3	0.42	ug/Kg	☼	03/01/18 10:00	03/04/18 16:48	1
1,2-Dichloroethane	ND		5.3	0.27	ug/Kg	☼	03/01/18 10:00	03/04/18 16:48	1
1,2-Dichloropropane	ND		5.3	2.7	ug/Kg	☼	03/01/18 10:00	03/04/18 16:48	1
1,3-Dichlorobenzene	ND		5.3	0.27	ug/Kg	☼	03/01/18 10:00	03/04/18 16:48	1
1,4-Dichlorobenzene	ND		5.3	0.75	ug/Kg	☼	03/01/18 10:00	03/04/18 16:48	1
2-Butanone (MEK)	ND		27	1.9	ug/Kg	☼	03/01/18 10:00	03/04/18 16:48	1
2-Hexanone	ND		27	2.7	ug/Kg	☼	03/01/18 10:00	03/04/18 16:48	1
4-Methyl-2-pentanone (MIBK)	ND		27	1.7	ug/Kg	☼	03/01/18 10:00	03/04/18 16:48	1
Acetone	**38**		27	4.5	ug/Kg	☼	03/01/18 10:00	03/04/18 16:48	1
Benzene	ND		5.3	0.26	ug/Kg	☼	03/01/18 10:00	03/04/18 16:48	1
Bromodichloromethane	ND		5.3	0.71	ug/Kg	☼	03/01/18 10:00	03/04/18 16:48	1
Bromoform	ND		5.3	2.7	ug/Kg	☼	03/01/18 10:00	03/04/18 16:48	1

Client Sample ID: DUP-22818

Date Collected: 02/28/18 00:00
Date Received: 02/28/18 17:30

Lab Sample ID: 480-131979-22

Matrix: Solid
Percent Solids: 88.0

Method: 8260C - Volatile Organic Compounds by GC/MS (Continued)

Analyte	Result	Qualifier	RL	MDL	Unit	D	Prepared	Analyzed	Dil Fac
Bromomethane	ND		5.3	0.48	ug/Kg	☼	03/01/18 10:00	03/04/18 16:48	1
Carbon disulfide	ND		5.3	2.7	ug/Kg	☼	03/01/18 10:00	03/04/18 16:48	1
Carbon tetrachloride	ND		5.3	0.52	ug/Kg	☼	03/01/18 10:00	03/04/18 16:48	1
Chlorobenzene	ND		5.3	0.70	ug/Kg	☼	03/01/18 10:00	03/04/18 16:48	1
Chloroethane	ND		5.3	1.2	ug/Kg	☼	03/01/18 10:00	03/04/18 16:48	1
Chloroform	ND		5.3	0.33	ug/Kg	☼	03/01/18 10:00	03/04/18 16:48	1
Chloromethane	ND		5.3	0.32	ug/Kg	☼	03/01/18 10:00	03/04/18 16:48	1
cis-1,2-Dichloroethene	ND		5.3	0.68	ug/Kg	☼	03/01/18 10:00	03/04/18 16:48	1
cis-1,3-Dichloropropene	ND		5.3	0.77	ug/Kg	☼	03/01/18 10:00	03/04/18 16:48	1
Cyclohexane	ND		5.3	0.75	ug/Kg	☼	03/01/18 10:00	03/04/18 16:48	1
Dibromochloromethane	ND		5.3	0.68	ug/Kg	☼	03/01/18 10:00	03/04/18 16:48	1
Dichlorodifluoromethane	ND		5.3	0.44	ug/Kg	☼	03/01/18 10:00	03/04/18 16:48	1
Ethylbenzene	ND		5.3	0.37	ug/Kg	☼	03/01/18 10:00	03/04/18 16:48	1
Isopropylbenzene	ND		5.3	0.80	ug/Kg	☼	03/01/18 10:00	03/04/18 16:48	1
Methyl acetate	ND		27	3.2	ug/Kg	☼	03/01/18 10:00	03/04/18 16:48	1
Methyl tert-butyl ether	ND		5.3	0.52	ug/Kg	☼	03/01/18 10:00	03/04/18 16:48	1
Methylcyclohexane	ND		5.3	0.81	ug/Kg	☼	03/01/18 10:00	03/04/18 16:48	1
Methylene Chloride	**2.5**	**J**	5.3	2.5	ug/Kg	☼	03/01/18 10:00	03/04/18 16:48	1
Styrene	ND		5.3	0.27	ug/Kg	☼	03/01/18 10:00	03/04/18 16:48	1
Tetrachloroethene	ND		5.3	0.71	ug/Kg	☼	03/01/18 10:00	03/04/18 16:48	1
Toluene	ND		5.3	0.40	ug/Kg	☼	03/01/18 10:00	03/04/18 16:48	1
trans-1,2-Dichloroethene	ND		5.3	0.55	ug/Kg	☼	03/01/18 10:00	03/04/18 16:48	1
trans-1,3-Dichloropropene	ND		5.3	2.3	ug/Kg	☼	03/01/18 10:00	03/04/18 16:48	1
Trichloroethene	ND		5.3	1.2	ug/Kg	☼	03/01/18 10:00	03/04/18 16:48	1
Trichlorofluoromethane	ND		5.3	0.50	ug/Kg	☼	03/01/18 10:00	03/04/18 16:48	1
Vinyl chloride	ND		5.3	0.65	ug/Kg	☼	03/01/18 10:00	03/04/18 16:48	1
Xylenes, Total	ND		11	0.89	ug/Kg	☼	03/01/18 10:00	03/04/18 16:48	1

Surrogate	*%Recovery*	*Qualifier*	*Limits*	*Prepared*	*Analyzed*	*Dil Fac*
1,2-Dichloroethane-d4 (Surr)	*109*		*64 - 126*	*03/01/18 10:00*	*03/04/18 16:48*	*1*
4-Bromofluorobenzene (Surr)	*98*		*72 - 126*	*03/01/18 10:00*	*03/04/18 16:48*	*1*
Dibromofluoromethane (Surr)	*105*		*60 - 140*	*03/01/18 10:00*	*03/04/18 16:48*	*1*
Toluene-d8 (Surr)	*98*		*71 - 125*	*03/01/18 10:00*	*03/04/18 16:48*	*1*

Method: 8082A - Polychlorinated Biphenyls (PCBs) by Gas Chromatography

Analyte	Result	Qualifier	RL	MDL	Unit	D	Prepared	Analyzed	Dil Fac
PCB-1016	ND		0.22	0.043	mg/Kg	☼	03/02/18 11:19	03/05/18 16:20	1
PCB-1221	ND		0.22	0.043	mg/Kg	☼	03/02/18 11:19	03/05/18 16:20	1
PCB-1232	ND		0.22	0.043	mg/Kg	☼	03/02/18 11:19	03/05/18 16:20	1
PCB-1242	ND		0.22	0.043	mg/Kg	☼	03/02/18 11:19	03/05/18 16:20	1
PCB-1248	ND		0.22	0.043	mg/Kg	☼	03/02/18 11:19	03/05/18 16:20	1
PCB-1254	ND		0.22	0.10	mg/Kg	☼	03/02/18 11:19	03/05/18 16:20	1
PCB-1260	ND		0.22	0.10	mg/Kg	☼	03/02/18 11:19	03/05/18 16:20	1

Surrogate	*%Recovery*	*Qualifier*	*Limits*	*Prepared*	*Analyzed*	*Dil Fac*
Tetrachloro-m-xylene	*95*		*60 - 154*	*03/02/18 11:19*	*03/05/18 16:20*	*1*
Tetrachloro-m-xylene	*109*		*60 - 154*	*03/02/18 11:19*	*03/05/18 16:20*	*1*
DCB Decachlorobiphenyl	*119*		*65 - 174*	*03/02/18 11:19*	*03/05/18 16:20*	*1*
DCB Decachlorobiphenyl	*119*		*65 - 174*	*03/02/18 11:19*	*03/05/18 16:20*	*1*

Client Sample ID: RB-1-22818

Date Collected: 02/28/18 16:30
Date Received: 02/28/18 17:30

Lab Sample ID: 480-131979-23

Matrix: Water

Method: 8082A - Polychlorinated Biphenyls (PCBs) by Gas Chromatography

Analyte	Result	Qualifier	RL	MDL	Unit	D	Prepared	Analyzed	Dil Fac
PCB-1016	ND		0.50	0.18	ug/L		03/02/18 14:33	03/05/18 14:12	1
PCB-1221	ND		0.50	0.18	ug/L		03/02/18 14:33	03/05/18 14:12	1
PCB-1232	ND		0.50	0.18	ug/L		03/02/18 14:33	03/05/18 14:12	1
PCB-1242	ND		0.50	0.18	ug/L		03/02/18 14:33	03/05/18 14:12	1
PCB-1248	ND		0.50	0.18	ug/L		03/02/18 14:33	03/05/18 14:12	1
PCB-1254	ND	UJ	0.50	0.25	ug/L		03/02/18 14:33	03/05/18 14:12	1
PCB-1260	ND		0.50	0.25	ug/L		03/02/18 14:33	03/05/18 14:12	1

Surrogate	*%Recovery*	*Qualifier*	*Limits*	*Prepared*	*Analyzed*	*Dil Fac*
Tetrachloro-m-xylene	*85*		*39 - 121*	*03/02/18 14:33*	*03/05/18 14:12*	*1*
Tetrachloro-m-xylene	*71*		*39 - 121*	*03/02/18 14:33*	*03/05/18 14:12*	*1*
DCB Decachlorobiphenyl	*67*		*19 - 120*	*03/02/18 14:33*	*03/05/18 14:12*	*1*
DCB Decachlorobiphenyl	*61*		*19 - 120*	*03/02/18 14:33*	*03/05/18 14:12*	*1*

Client Sample ID: SB-4 (2-4)

Lab Sample ID: 480-131979-3

Date Collected: 02/28/18 08:32
Matrix: Solid
Date Received: 02/28/18 17:30
Percent Solids: 86.7

Method: 8082A - Polychlorinated Biphenyls (PCBs) by Gas Chromatography

Analyte	Result	Qualifier	RL	MDL	Unit	D	Prepared	Analyzed	Dil Fac
PCB-1016	ND		0.26	0.051	mg/Kg	☼	03/12/18 14:14	03/13/18 14:55	1
PCB-1221	ND		0.26	0.051	mg/Kg	☼	03/12/18 14:14	03/13/18 14:55	1
PCB-1232	ND		0.26	0.051	mg/Kg	☼	03/12/18 14:14	03/13/18 14:55	1
PCB-1242	ND		0.26	0.051	mg/Kg	☼	03/12/18 14:14	03/13/18 14:55	1
PCB-1248	ND		0.26	0.051	mg/Kg	☼	03/12/18 14:14	03/13/18 14:55	1
PCB-1254	ND		0.26	0.12	mg/Kg	☼	03/12/18 14:14	03/13/18 14:55	1
PCB-1260	**0.83**	J	0.26	0.12	mg/Kg	☼	03/12/18 14:14	03/13/18 14:55	1

Surrogate	*%Recovery*	*Qualifier*	*Limits*	*Prepared*	*Analyzed*	*Dil Fac*
Tetrachloro-m-xylene	*165*	*X*	*60 - 154*	*03/12/18 14:14*	*03/13/18 14:55*	*1*
Tetrachloro-m-xylene	*138*		*60 - 154*	*03/12/18 14:14*	*03/13/18 14:55*	*1*
DCB Decachlorobiphenyl	*247*	*X*	*65 - 174*	*03/12/18 14:14*	*03/13/18 14:55*	*1*
DCB Decachlorobiphenyl	*134*		*65 - 174*	*03/12/18 14:14*	*03/13/18 14:55*	*1*

Client Sample ID: SB-3 (2-4)

Lab Sample ID: 480-131979-17

Date Collected: 02/28/18 15:02
Matrix: Solid
Date Received: 02/28/18 17:30
Percent Solids: 86.5

Method: 8082A - Polychlorinated Biphenyls (PCBs) by Gas Chromatography

Analyte	Result	Qualifier	RL	MDL	Unit	D	Prepared	Analyzed	Dil Fac
PCB-1016	ND		0.26	0.051	mg/Kg	☼	03/12/18 14:14	03/13/18 15:11	1
PCB-1221	ND		0.26	0.051	mg/Kg	☼	03/12/18 14:14	03/13/18 15:11	1
PCB-1232	ND		0.26	0.051	mg/Kg	☼	03/12/18 14:14	03/13/18 15:11	1
PCB-1242	ND		0.26	0.051	mg/Kg	☼	03/12/18 14:14	03/13/18 15:11	1
PCB-1248	ND		0.26	0.051	mg/Kg	☼	03/12/18 14:14	03/13/18 15:11	1
PCB-1254	ND		0.26	0.12	mg/Kg	☼	03/12/18 14:14	03/13/18 15:11	1
PCB-1260	**3.5**	J	0.26	0.12	mg/Kg	☼	03/12/18 14:14	03/13/18 15:11	1

Surrogate	*%Recovery*	*Qualifier*	*Limits*	*Prepared*	*Analyzed*	*Dil Fac*
Tetrachloro-m-xylene	*170*	*X*	*60 - 154*	*03/12/18 14:14*	*03/13/18 15:11*	*1*
Tetrachloro-m-xylene	*150*		*60 - 154*	*03/12/18 14:14*	*03/13/18 15:11*	*1*
DCB Decachlorobiphenyl	*261*	*X*	*65 - 174*	*03/12/18 14:14*	*03/13/18 15:11*	*1*
DCB Decachlorobiphenyl	*139*		*65 - 174*	*03/12/18 14:14*	*03/13/18 15:11*	*1*

Client Sample ID: SB-3 (4-6)

Date Collected: 02/28/18 15:03
Date Received: 02/28/18 17:30

Lab Sample ID: 480-131979-18

Matrix: Solid
Percent Solids: 86.8

Method: 8082A - Polychlorinated Biphenyls (PCBs) by Gas Chromatography

Analyte	Result	Qualifier	RL	MDL	Unit	D	Prepared	Analyzed	Dil Fac
PCB-1016	ND		0.26	0.051	mg/Kg	☼	03/20/18 13:33	03/22/18 14:59	1
PCB-1221	ND		0.26	0.051	mg/Kg	☼	03/20/18 13:33	03/22/18 14:59	1
PCB-1232	ND		0.26	0.051	mg/Kg	☼	03/20/18 13:33	03/22/18 14:59	1
PCB-1242	ND		0.26	0.051	mg/Kg	☼	03/20/18 13:33	03/22/18 14:59	1
PCB-1248	ND		0.26	0.051	mg/Kg	☼	03/20/18 13:33	03/22/18 14:59	1
PCB-1254	ND		0.26	0.12	mg/Kg	☼	03/20/18 13:33	03/22/18 14:59	1
PCB-1260	ND		0.26	0.12	mg/Kg	☼	03/20/18 13:33	03/22/18 14:59	1

Surrogate	*%Recovery*	*Qualifier*	*Limits*	*Prepared*	*Analyzed*	*Dil Fac*
Tetrachloro-m-xylene	*124*		*60 - 154*	*03/20/18 13:33*	*03/22/18 14:59*	*1*
Tetrachloro-m-xylene	*142*		*60 - 154*	*03/20/18 13:33*	*03/22/18 14:59*	*1*
DCB Decachlorobiphenyl	*157*		*65 - 174*	*03/20/18 13:33*	*03/22/18 14:59*	*1*
DCB Decachlorobiphenyl	*163*		*65 - 174*	*03/20/18 13:33*	*03/22/18 14:59*	*1*

ARCADIS Design & Consultancy for natural and built assets

General Electric Company

Buffalo Service Shop

Tonawanda, New York

NYSDEC ID 915244; EPA ID NYD067539940

DATA USABILITY SUMMARY REPORT

Volatile Organic Compound (VOC) and Polychlorinated Biphenyl (PCB) Analyses

SDG #480-132029-1, and -2

Analyses Performed By:
TestAmerica Laboratories, Inc.
Amherst, New York

Report #29567R
Review Level: Tier III
Project: AP013103.1000.1000B

SUMMARY

This Data Usability Summary Report (DUSR) summarizes the review of Sample Delivery Groups (SDGs) #480-132029-1, and -2 for samples collected in association with The General Electric Company (GE) Buffalo Service Shop in Tonawanda, NY (NYSDEC ID 915244; EPA ID NYD067539940). The review was conducted as a Tier III evaluation and included review of laboratory analytical data package completeness. Field documentation was not included in this review. Included with this assessment are the post-validation annotated sample result sheets, and chain of custody (COC). Analyses were performed for volatile organic compounds (VOCs) and polychlorinated biphenyls (PCBs) on the following samples:

SDG	Sample ID	Lab ID	Matrix	Sample Collection Date	Parent Sample	Analysis	
						VOC	PCB
480-132029-1	SB-2 (6-8)	480-132029-5	Soil	3/1/2018		X	
	SB-6 (6-8)	480-132029-12	Soil	3/1/2018		X	
480-132029-2	SB-2 (0-1)	480-132029-1	Soil	3/1/2018			X
	SB-2 (1-2)	480-132029-2	Soil	3/1/2018			X
	SB-2 (2-4)	480-132029-3	Soil	3/1/2018			X
	SB-2 (4-6)	480-132029-4	Soil	3/1/2018			X
	SB-2 (6-8)	480-132029-5	Soil	3/1/2018			X
	SB-2 (8-10)	480-132029-6	Soil	3/1/2018			X
	SB-2 (10-12)	480-132029-7	Soil	3/1/2018			X
	SB-6 (0-1)	480-132029-8	Soil	3/1/2018			X
	SB-6 (1-2)	480-132029-9	Soil	3/1/2018			X
	SB-6 (6-8)	480-132029-12	Soil	3/1/2018			X
	RB-1-3118	480-132029-16	Soil	3/1/2018			X

LABORATORY ANALYTICAL DATA PACKAGE DOCUMENTATION

The table below is the evaluation of the laboratory analytical data package completeness.

Items Reviewed	Reported		Performance Acceptable		Not Required
	No	Yes	No	Yes	
1. Sample receipt condition		X		X	
2. Requested analyses and sample results		X		X	
3. Master tracking list		X		X	
4. Methods of analysis		X		X	
5. Reporting limits		X		X	
6. Sample collection date		X		X	
7. Laboratory sample received date		X		X	
8. Sample preservation verification (as applicable)		X		X	
9. Sample preparation/extraction/analysis dates		X		X	
10. Fully executed COC form		X		X	
11. Narrative summary of quality assurance (QA) or sample problems provided		X		X	
12. Data Package Completeness and Compliance		X		X	

ORGANIC ANALYSIS INTRODUCTION

VOC and PCB analyses were performed according to United States Environmental Protection Agency (USEPA) SW-846 Methods 8260C and 8082A, respectively. Data were reviewed in accordance with the USEPA Region II validation guidelines *Validating Volatile Organic Compounds by Gas Chromatography/Mass Spectrometry SW-846 Method 8260B* (SOP #HW-24, October 2006) and *Validating PCB Compounds by Gas Chromatography SW-846 Method 8082A* (SOP #HW-45, October 2006); the USEPA *National Functional Guidelines for Organic Superfund Methods Data Review* (January 2017); USEPA *Contract Laboratory Program National Functional Guidelines for Organic Data Review* (October 1999); and the *RCRA Facility Investigation Work Plan for Sub-Slab Soils, Buffalo Service Shop* (November 2017).

The data review process is an evaluation of data on a technical basis rather than a determination of contract compliance. As such, the standards against which the data are being weighed may differ from those specified in the analytical method. It is assumed that the data package represents the best efforts of the laboratory and had already been subjected to adequate and sufficient quality review prior to submission.

During the review process, laboratory qualified and unqualified data are verified against the supporting documentation. Based on this evaluation, qualifier codes may be added, deleted, or modified by the data reviewer. Results are qualified with the following codes in accordance with USEPA National Functional Guidelines:

- Concentration (C) Qualifiers
  - U The compound was analyzed for but not detected. The associated value is the compound quantitation limit.
  - B The compound has been found in the sample as well as its associated blank, its presence in the sample may be suspect.
- Quantitation (Q) Qualifiers
  - E The compound was quantitated above the calibration range.
  - D Concentration is based on a diluted sample analysis.
- Validation Qualifiers
  - J The compound was positively identified; however, the associated numerical value is an estimated concentration only.
  - UJ The compound was not detected above the reported sample quantitation limit. However, the reported limit is approximate and may or may not represent the actual limit of quantitation.
  - JN The analysis indicates the presence of a compound for which there is presumptive evidence to make a tentative identification. The associated numerical value is an estimated concentration only.
  - UB Compound considered non-detect at the listed value due to associated blank contamination.
  - N The analysis indicates the presence of a compound for which there is presumptive evidence to make a tentative identification.
  - R The sample results are rejected.

The "R" flag means that the associated value is unusable. In other words, due to significant quality control (QC) problems, the analysis is invalid and provides no information as to whether the compound is present or not. "R" values should not appear on data tables because they cannot be relied upon. It is also important to note that while strict QC serves to increase confidence in data, any value potentially contains error.

VOLATILE ORGANIC COMPOUND ANALYSES

1. Holding Times

The specified holding times for the following methods are presented in the following table.

Method	Matrix	Holding Time	Preservation
SW-846 8260C	Water	14 days from collection to analysis	Cool to <6°C; preserved to a pH of less than 2
	Soil	48 hours from collection to extraction and 14 days from extraction to analysis	Cool to <6 °C.

All samples were analyzed within the specified holding time criteria.

2. Blank Contamination

QA blanks (i.e., method and rinse blanks) are prepared to identify contamination which may have been introduced into the samples during sample preparation or field activity. Method blanks measure laboratory contamination. Rinse blanks measure contamination of samples during field operations.

A blank action level (BAL) of five times the concentration of a detected compound in an associated blank (common laboratory contaminant compounds methylene chloride, 2-butanone, and acetone are calculated at ten times) is calculated for QA blanks containing concentrations greater than the method detection limit (MDL). The BAL is compared to the associated sample results to determine if qualification of the sample results is appropriate.

Compounds were not detected above the MDL in the associated blanks; therefore, detected sample results were not associated with blank contamination and no qualification of the sample results was required.

3. Mass Spectrometer Tuning

Mass spectrometer performance was acceptable and all analyses were performed within a 12-hour tune clock.

System performance and column resolution were acceptable.

4. Calibration

Satisfactory instrument calibration is established to ensure that the instrument is capable of producing acceptable quantitative data. An initial calibration demonstrates that the instrument is capable of acceptable performance at the beginning of an experimental sequence. The continuing calibration verifies that the instrument daily performance is satisfactory.

4.1 Initial Calibration

The method specifies percent relative standard deviation (%RSD) and relative response factor (RRF) limits for select compounds only. A technical review of the data applies limits to all compounds with no exceptions.

All target compounds associated with the initial calibration standards must exhibit a %RSD less than the control limit (20%) or a correlation coefficient greater than 0.99 and an RRF value greater than control limit (0.05).

All compounds associated with the initial calibrations were within the specified control limits.

4.2 Continuing Calibration

All target compounds associated with the continuing calibration verification (CCV) standard must exhibit a percent difference (%D) less than the control limit (20%) and RRF value greater than control limit (0.05).

All compounds associated with the continuing calibrations were within the specified control limits.

5. Surrogates/System Monitoring Compounds

All samples to be analyzed for organic compounds are spiked with surrogate compounds prior to sample preparation to evaluate overall laboratory performance and efficiency of the analytical technique. VOC analysis requires that all surrogates associated with the analysis exhibit recoveries within the laboratory-established acceptance limits.

All surrogate recoveries were within control limits.

6. Internal Standard Performance

Internal standard performance criteria ensure that the GC/MS sensitivity and response are stable during every sample analysis. The criterion requires the internal standard compounds associated with the VOC exhibit area counts that are not greater than two times (+100%) or less than one-half (-50%) of the area counts of the associated continuing calibration standard.

All internal standard responses were within control limits.

7. Matrix Spike/Matrix Spike Duplicate Analysis

Matrix Spike/Matrix Spike Duplicate (MS/MSD) data are used to assess the precision and accuracy of the analytical method. The compounds used to perform the MS/MSD analysis must exhibit a percent recovery within the laboratory-established acceptance limits. The relative percent difference (RPD) between the MS/MSD recoveries must be within the laboratory-established acceptance limits.

Note: The MS/MSD recovery control limits do not apply for MS/MSD performed on sample locations where the compound concentration detected in the parent sample exceeds the MS/MSD concentration by a factor of four or greater.

The MS/MSD was not performed on a sample within this data set.

8. Laboratory Control Sample Analysis

The Laboratory Control Sample (LCS) analysis is used to assess the accuracy of the analytical method independent of matrix interferences. The compounds associated with the LCS analysis must exhibit a percent recovery within the laboratory-established acceptance limits.

All compounds associated with the LCS analysis exhibited recoveries within the control limits.

9. Field Duplicate Analysis

Field duplicate analysis is used to assess the overall precision of the field sampling procedures and analytical method. For soil matrices, a control limit of 50% is applied to the RPD between the parent sample and the field duplicate. In the instance when the parent and/or duplicate sample concentrations are less than or equal to 5 times the reporting limit (RL), a control limit of three times the RL is applied for soil matrices.

A field duplicate was not performed on a sample within this data set.

10. Compound Identification

Compounds are identified on the gas chromatography/mass spectrometry (GC/MS) by using the analytes relative retention time and ion spectra.

All identified compounds met the specified criteria.

11. System Performance and Overall Assessment

Overall system performance was acceptable. Other than for those deviations specifically mentioned in this review, the overall data quality is within the guidelines specified in the method.

DATA VALIDATION CHECKLIST FOR VOCs

VOCs: SW-846 8260C	Reported		Performance Acceptable		Not Required
	No	Yes	No	Yes	
GAS CHROMATOGRAPHY/MASS SPECTROMETRY (GC/MS)					
Tier II Validation					
Holding times		X		X	
Reporting limits (units)		X		X	
Blanks					
A. Method blanks		X		X	
B. Equipment blanks		X		X	
C. Trip blanks		X		X	
Laboratory Control Sample (LCS) %R		X		X	
Laboratory Control Sample Duplicate (LCSD) %R					X
LCS/LCSD Precision (RPD)					X
Matrix Spike (MS) %R	X				X
Matrix Spike Duplicate (MSD) %R	X				X
MS/MSD Precision (RPD)	X				X
Field/Lab Duplicate (RPD)	X				X
Surrogate Spike Recoveries		X		X	
Dilution Factor		X		X	
Moisture Content		X		X	
Tier III Validation					
System performance and column resolution		X		X	
Initial calibration %RSDs		X		X	
Continuing calibration RRFs		X		X	
Continuing calibration %Ds		X		X	
Instrument tune and performance check		X		X	
Ion abundance criteria for each instrument used		X		X	
Internal standard		X		X	
Compound identification and quantitation					
A. Reconstructed ion chromatograms		X		X	
B. Quantitation Reports		X		X	

VOCs: SW-846 8260C	Reported		Performance Acceptable		Not Required
	No	Yes	No	Yes	
GAS CHROMATOGRAPHY/MASS SPECTROMETRY (GC/MS)					
C. RT of sample compounds within the established RT windows		X		X	
D. Transcription/calculation errors present		X		X	
E. Reporting limits adjusted to reflect sample dilutions		X		X	

Notes:

%RSD Percent Relative standard deviation
%R Percent recovery
%D Percent difference
RPD Relative percent difference
RT Retention time
RRF Relative response factor

POLYCHLORINATED BIPHENYL ANALYSES

1. Holding Times

The specified holding times for the following methods are presented in the following table.

Method	Matrix	Holding Time	Preservation
SW-846 8082A	Water	7 days from collection to extraction and 40 days from extraction to analysis	Cool to <6°C
	Soil	14 days from collection to extraction and 40 days from extraction to analysis	Cool to <6 °C

Note:
The holding times above are recommendations. PCBs are very stable in a variety of matrices, and holding times, under the conditions listed above, may be as long as a year per SW-846 8082A (February 2007).

All samples were analyzed within the specified holding time criteria.

2. Blank Contamination

QA blanks (i.e., method and rinse blanks) are prepared to identify contamination which may have been introduced into the samples during sample preparation or field activity. Method blanks measure laboratory contamination. Rinse blanks measure contamination of samples during field operations.

A BAL of five times the concentration of a detected Aroclor in an associated blank is calculated for QA blanks containing concentrations greater than the MDL. The BAL is compared to the associated sample results to determine if qualification of the sample results is appropriate.

Compounds were not detected above the MDL in the associated blanks; therefore, detected sample results were not associated with blank contamination and no qualification of the sample results was required.

3. Calibration

Satisfactory instrument calibration is established to ensure that the instrument is capable of producing acceptable quantitative data. An initial calibration demonstrates that the instrument is capable of acceptable performance at the beginning of an experimental sequence. The continuing calibration verifies that the instrument daily performance is satisfactory.

3.1 Initial Calibration

A maximum RSD of 20% is allowed or a correlation coefficient greater than 0.99. Multiple-point calibrations were performed for all Aroclors.

All Aroclors associated with the initial calibrations were within the specified control limits.

3.2 Continuing Calibration

All target compounds associated with the CCV standard must exhibit a %D less than the control limit (20%).

All Aroclors associated with continuing calibrations were within the specified control limits, with the exception of those presented in the following table.

Sample Locations	Initial/Continuing	Compound	Criteria
SB-2 (0-1) SB-2 (1-2) SB-2 (2-4) SB-2 (4-6) SB-2 (6-8) SB-2 (8-10) SB-2 (10-12) SB-6 (0-1) SB-6 (1-2) SB-6 (6-8)	CCV %D	Aroclor 1254	-22.8%
RB-1-3118	CCV %D	Aroclor 1254	-21.0%

The criteria used to evaluate the initial and continuing calibration are presented in the following table. In the case of a calibration deviation, the sample results are qualified.

Initial/Continuing	Criteria	Sample Result	Qualification
Initial Calibration	%RSD > 20%or a correlation coefficient <0.99	Non-detect	UJ
		Detect	J
CCV	%D >20% (increase in sensitivity)	Non-detect	No Action
		Detect	J
	%D >20% (decrease in sensitivity)	Non-detect	UJ
		Detect	J

4. Surrogates/System Monitoring Compounds

All samples to be analyzed for organic compounds are spiked with surrogate compounds prior to sample preparation to evaluate overall laboratory performance and efficiency of the analytical technique. PCB analysis requires that the two PCB surrogate compounds exhibit recoveries within the laboratory-established acceptance limits.

All surrogate recoveries were within control limits.

5. Matrix Spike/Matrix Spike Duplicate Analysis

MS/MSD data are used to assess the precision and accuracy of the analytical method. The Aroclors used to perform the MS/MSD analysis must exhibit a percent recovery within the laboratory-established acceptance limits. The relative percent difference between the MS/MSD recoveries must exhibit an RPD within the laboratory-established acceptance limits.

Note: The MS/MSD recovery control limits do not apply for MS/MSD performed on sample locations where the Aroclor concentration detected in the parent sample exceeds the MS/MSD concentration by a factor of four or greater.

The MS/MSD was not performed on a sample within this data set.

6. Laboratory Control Sample Analysis

The LCS analysis is used to assess the accuracy of the analytical method independent of matrix interferences. The compounds associated with the LCS analysis must exhibit a percent recovery within the laboratory-established acceptance limits.

All Aroclors associated with the LCS analysis exhibited recoveries within acceptance limits.

7. Field Duplicate Analysis

Field duplicate analysis is used to assess the overall precision of the field sampling procedures and analytical method. For soil matrices, a control limit of 50% is applied to the RPD between the parent sample and the field duplicate. In the instance when the parent and/or duplicate sample concentrations are less than or equal to 5 times the RL, a control limit of three times the RL is applied for soil matrices.

A field duplicate was not performed on a sample within this data set.

8. Compound Identification

The retention times of all quantitated peaks must fall within the calculated retention time windows for both the primary and confirmation columns. When dual column analysis is performed the relative percent difference of detected sample results must be less than 25%.

Sample locations associated with RPD analysis exhibiting recoveries outside of the control limits are presented in the following table.

Sample Locations	Compound	RPD
SB-2 (0-1)	Aroclor 1260	45.4%
SB-6 (0-1)	Aroclor 1260	49.3%
SB-6 (1-2)	Aroclor 1260	57.3%

The criteria used to evaluate the RPD are presented in the following table. In the case of a RPD deviation, the sample results are qualified as documented in the table below.

Control Limit (%D)	Qualification
>40% to 70%	J
>70% to 100%	JN
>100% [1]	R
>100% to 200% (Interference detected)[2]	J or JN
>50% (PCB sample results less than the RL)	U

When the PCB sample results are less than the RL and the RPD greater than 50% the sample result are raised to the RL and reported as non-detect.

Note 1: If the pattern is confirmed sample results will be qualified as estimated (J). If pattern exhibits interference or if the PCB cannot be positively determined due to weathering the sample results will be qualified as tentative identification estimate (JN).

Note 2: If interference is detected in either column the sample results will be qualified as tentative identification estimate (JN).

9. System Performance and Overall Assessment

Overall system performance was acceptable. Other than for those deviations specifically mentioned in this review, the overall data quality is within the guidelines specified in the method.

DATA VALIDATION CHECKLIST FOR PCBs

PCBs: SW-846 8082A	Reported		Performance Acceptable		Not Required
	No	Yes	No	Yes	
GAS CHROMATOGRAPHY (GC/ECD)					
Tier II Validation					
Holding times		X		X	
Reporting limits (units)		X		X	
Blanks					
A. Method blanks		X		X	
B. Equipment blanks		X		X	
Laboratory Control Sample (LCS) %R		X		X	
Laboratory Control Sample Duplicate (LCSD) %R		X		X	
LCS/LCSD Precision (RPD)		X		X	
Matrix Spike (MS) %R	X				X
Matrix Spike Duplicate (MSD) %R	X				X
MS/MSD Precision (RPD)	X				X
Field/Lab Duplicate (RPD)	X				X
Surrogate Spike Recoveries		X		X	
Column (RPD) (If dual column is performed-not confirmation purposes only)		X	X		
Dilution Factor		X		X	
Moisture Content		X		X	
Tier III Validation					
Initial calibration %RSDs		X		X	
Continuing calibration %Ds		X	X		
System performance and column resolution		X		X	
Compound identification and quantitation					
A. Quantitation Reports		X		X	
B. RT of sample compounds within the established RT windows		X		X	
C. Pattern identification		X		X	
D. Transcription/calculation errors present		X		X	
E. Reporting limits adjusted to reflect sample dilutions		X		X	

Notes:

%RSD Percent Relative standard deviation
%R Percent recovery
%D Percent difference
RPD Relative percent difference
RT Retention time

SAMPLE COMPLIANCE REPORT

SAMPLE COMPLIANCE REPORT

Sample Delivery Group (SDG)	Sampling Date	Protocol	Sample ID	Matrix	Compliancy[1]		Noncompliance
					VOC	PCB	
480-132029-1	3/1/2018	SW846	SB-2 (6-8)	Water	Yes	--	
	3/1/2018	SW846	SB-6 (6-8)	Water	Yes	--	
480-132029-2	3/1/2018	SW846	SB-2 (0-1)	Water	--	No	PCB – CCV %D, Column RPD
	3/1/2018	SW846	SB-2 (1-2)	Water	--	No	PCB – CCV %D
	3/1/2018	SW846	SB-2 (2-4)	Water	--	No	PCB – CCV %D
	3/1/2018	SW846	SB-2 (4-6)	Water	--	No	PCB – CCV %D
	3/1/2018	SW846	SB-2 (6-8)	Water	--	No	PCB – CCV %D
	3/1/2018	SW846	SB-2 (8-10)	Water	--	No	PCB – CCV %D
	3/1/2018	SW846	SB-2 (10-12)	Water	--	No	PCB – CCV %D
	3/1/2018	SW846	SB-6 (0-1)	Water	--	No	PCB – CCV %D, Column RPD
	3/1/2018	SW846	SB-6 (1-2)	Water	--	No	PCB – CCV %D, Column RPD
	3/1/2018	SW846	SB-6 (6-8)	Water	--	No	PCB – CCV %D
	3/1/2018	SW846	RB-1-3118	Water	--	No	PCB – CCV %D

Note:

1 Samples which are compliant with no added validation qualifiers are listed as "yes". Samples which are non-compliant or which have added qualifiers are listed as "no". A "no" designation does not necessarily indicate that the data have been rejected or are otherwise unusable.

VALIDATION PERFORMED BY: Andrew Korycinski

SIGNATURE:

DATE: April 13, 2018

PEER REVIEW: Dennis Capria

DATE: April 23, 2018

CHAIN OF CUSTODY

CORRECTED SAMPLE ANALYSIS DATA SHEETS

ARCADIS

ID#:

CHAIN OF CUSTODY & LABORATORY ANALYSIS REQUEST FORM

Page 1 of 2

Lab Work Order # 48017567

Send Results to:

Contact & Company Name: David Cornell Arcadis
Telephone: (315) 671-9379
Address: 110 W. Fayette St, Suite 300
Fax:
City: Syracuse State: NY Zip: 13202
E-mail Address: David.Cornell@arcadis.com
Project Name/Location (City, State): GE-Tonawanda, NY
Project #: AP013103.1000
Sampler's Printed Name: Josh Miller
Sampler's Signature:

Preservative	E	EFG	E	EFG	B		
Filtered (✓)							
# of Containers	1	4	1	4	3		
Container Information							

Keys

Preservation Key:
A. H_2SO_4
B. HCL
C. HNO_3
D. NaOH
E. None
F. Other: MeOH
G. Other: DI
H. Other: _____

Container Information Key:
1. 40 ml Vial
2. 1 L Amber
3. 250 ml Plastic
4. 500 ml Plastic
5. Encore
6. 2 oz. Glass
7. 4 oz. Glass
8. 8 oz. Glass
9. Other: Plastic
10. Other: _____

Matrix Key:
SO - Soil, SE - Sediment, NL - NAPL/Oil
W - Water, SL - Sludge, SW - Sample Wipe
T - Tissue, A - Air, Other: _____

Sample ID	Collection Date	Collection Time	Type (✓) Comp	Type (✓) Grab	Matrix	8082A PCB's	8260C VOC's	5 Day TAT ★	8082A PCB's Archive	8260C VOC's Archive	8260C VOC's Archive				REMARKS
SB-2 (0-1)	3/1/18	8:00	X		SO	X				X					
SB-2 (1-2)		8:05				X				X					
SB-2 (2-4)		8:15				X				X					
SB-2 (4-6)		8:20				X				X					
SB-2 (6-8)		8:30				X	X								
SB-2 (8-10)		8:40				X				X					
SB-2 (10-12)		8:50				X				X					
SB-6 (0-1)		9:50				X				X					
SB-6 (1-2)		10:05				X				X					
SB-6 (2-4)		10:30							X	X					
SB-6 (4-6)		10:40							X	X					
SB-6 (6-8)		10:50				X	X								
SB-6 (8-10)		11:00							X	X					
SB-6 (10-12)		11:10	↓		↓				X	X					

480-132029 COC

Special Instructions/Comments:

☐ Special QA/QC Instructions(✓):

Laboratory Information and Receipt		Relinquished By	Received By	Relinquished By	Laboratory Received By
Lab Name: Test America	Cooler Custody Seal (✓)	Printed Name: Josh Miller	Printed Name: Matthew Kroening	Printed Name: Matthew Kroening	Printed Name: Michael Hulbert
☑ Cooler packed with ice (✓)	☐ Intact ☐ Not Intact	Signature:	Signature:	Signature:	Signature:
Specify Turnaround Requirements: Standard	Sample Receipt:	Firm: Arcadis	Firm/Courier: Arcadis	Firm/Courier: Arcadis	Firm: TAB.
Shipping Tracking #:	Condition/Cooler Temp: _____	Date/Time: 3/1/18 / 13:30	Date/Time: 3/1/18 / 1331	Date/Time: 3-1-18 - 1609	Date/Time: 3/1/18 1609

2.5°C ★1

20730826 CofC AR Form 08.27.2015

Distribution: WHITE – Laboratory returns with results; YELLOW – Lab copy; PINK – Retained by Arcadis

ARCADIS

ID#:

CHAIN OF CUSTODY & LABORATORY ANALYSIS REQUEST FORM

Lab Work Order #: 48017567

Send Results to:

Contact & Company Name: David Cornell Arcadis	Telephone: (315) 671-9379
Address: 110 W. Fayette St, Suite 300	Fax:
City: Syracuse State: NY Zip: 13202	E-mail Address: David.Cornell@arcadis.com
Project Name/Location (City, State): GE - Tonawanda, NY	Project #: AP013103.1000
Sampler's Printed Name: Josh Miller	Sampler's Signature:

Preservative	E	EFG	E	EFG	B	G	
Filtered (✓)							
# of Containers	1	4	1	4	3	2	
Container Information							

PARAMETER ANALYSIS & METHOD

Sample ID	Collection Date	Collection Time	Type (✓) Comp	Type (✓) Grab	Matrix	8082A PCBs	8260C VOCs	5 Day TAT	8082A PCBs Archive	8260C VOCs Archive	8260C VOCs	8082A PCBs		REMARKS
TB-1-3118	3/1/18	–	–	–	W						X			Lab Provided
RB-1-3118	3/1/18		–	–	W							X		

Keys

Preservation Key:
A. H_2SO_4
B. HCL
C. HNO_3
D. NaOH
E. None
F. Other: MeOH
G. Other: DI
H. Other: _____

Container Information Key:
1. 40 ml Vial
2. 1 L Amber
3. 250 ml Plastic
4. 500 ml Plastic
5. Encore
6. 2 oz. Glass
7. 4 oz. Glass
8. 8 oz. Glass
9. Other: Plastic
10. Other: _____

Matrix Key:
SO - Soil, SE - Sediment, NL - NAPL/Oil
W - Water, SL - Sludge, SW - Sample Wipe
T - Tissue, A - Air, Other: _____

Special Instructions/Comments:

☐ Special QA/QC Instructions(✓):

Laboratory Information and Receipt		Relinquished By	Received By	Relinquished By	Laboratory Received By
Lab Name: Test America	Cooler Custody Seal (✓) ☐ Intact ☐ Not Intact	Printed Name: Joshua Miller	Printed Name: Matthew Kroening	Printed Name: Matthew Kroening	Printed Name: Michael Hulbert
☑ Cooler packed with ice (✓)		Signature:	Signature:	Signature:	Signature:
Specify Turnaround Requirements: Standard	Sample Receipt:	Firm: Arcadis	Firm/Courier: Arcadis	Firm/Courier: Arcadis	Firm: TAB.
Shipping Tracking #:	Condition/Cooler Temp: _____	Date/Time: 3/1/18 / 13:30	Date/Time: 3/1/18 1331	Date/Time: 3-1-18 1609	Date/Time: 3/1/18 1609

2.5°C #1

Distribution: WHITE – Laboratory returns with results; YELLOW – Lab copy; PINK – Retained by Arcadis

Client Sample ID: SB-2 (6-8)

Date Collected: 03/01/18 08:30
Date Received: 03/01/18 16:09

Lab Sample ID: 480-132029-5

Matrix: Solid
Percent Solids: 86.7

Method: 8260C - Volatile Organic Compounds by GC/MS

Analyte	Result	Qualifier	RL	MDL	Unit	D	Prepared	Analyzed	Dil Fac
1,1,1-Trichloroethane	ND		3.5	0.26	ug/Kg	☼	03/02/18 05:00	03/04/18 14:41	1
1,1,2,2-Tetrachloroethane	ND		3.5	0.57	ug/Kg	☼	03/02/18 05:00	03/04/18 14:41	1
1,1,2-Trichloro-1,2,2-trifluoroethane	ND		3.5	0.81	ug/Kg	☼	03/02/18 05:00	03/04/18 14:41	1
1,1,2-Trichloroethane	ND		3.5	0.46	ug/Kg	☼	03/02/18 05:00	03/04/18 14:41	1
1,1-Dichloroethane	ND		3.5	0.43	ug/Kg	☼	03/02/18 05:00	03/04/18 14:41	1
1,1-Dichloroethene	ND		3.5	0.43	ug/Kg	☼	03/02/18 05:00	03/04/18 14:41	1
1,2,4-Trichlorobenzene	ND		3.5	0.22	ug/Kg	☼	03/02/18 05:00	03/04/18 14:41	1
1,2-Dibromo-3-Chloropropane	ND		3.5	1.8	ug/Kg	☼	03/02/18 05:00	03/04/18 14:41	1
1,2-Dibromoethane	ND		3.5	0.45	ug/Kg	☼	03/02/18 05:00	03/04/18 14:41	1
1,2-Dichlorobenzene	ND		3.5	0.28	ug/Kg	☼	03/02/18 05:00	03/04/18 14:41	1
1,2-Dichloroethane	ND		3.5	0.18	ug/Kg	☼	03/02/18 05:00	03/04/18 14:41	1
1,2-Dichloropropane	ND		3.5	1.8	ug/Kg	☼	03/02/18 05:00	03/04/18 14:41	1
1,3-Dichlorobenzene	ND		3.5	0.18	ug/Kg	☼	03/02/18 05:00	03/04/18 14:41	1
1,4-Dichlorobenzene	ND		3.5	0.50	ug/Kg	☼	03/02/18 05:00	03/04/18 14:41	1
2-Butanone (MEK)	ND		18	1.3	ug/Kg	☼	03/02/18 05:00	03/04/18 14:41	1
2-Hexanone	ND		18	1.8	ug/Kg	☼	03/02/18 05:00	03/04/18 14:41	1
4-Methyl-2-pentanone (MIBK)	ND		18	1.2	ug/Kg	☼	03/02/18 05:00	03/04/18 14:41	1
Acetone	**4.3**	**J**	18	3.0	ug/Kg	☼	03/02/18 05:00	03/04/18 14:41	1
Benzene	ND		3.5	0.17	ug/Kg	☼	03/02/18 05:00	03/04/18 14:41	1
Bromodichloromethane	ND		3.5	0.47	ug/Kg	☼	03/02/18 05:00	03/04/18 14:41	1
Bromoform	ND		3.5	1.8	ug/Kg	☼	03/02/18 05:00	03/04/18 14:41	1
Bromomethane	ND		3.5	0.32	ug/Kg	☼	03/02/18 05:00	03/04/18 14:41	1
Carbon disulfide	ND		3.5	1.8	ug/Kg	☼	03/02/18 05:00	03/04/18 14:41	1
Carbon tetrachloride	ND		3.5	0.34	ug/Kg	☼	03/02/18 05:00	03/04/18 14:41	1
Chlorobenzene	ND		3.5	0.47	ug/Kg	☼	03/02/18 05:00	03/04/18 14:41	1
Chloroethane	ND		3.5	0.80	ug/Kg	☼	03/02/18 05:00	03/04/18 14:41	1
Chloroform	ND		3.5	0.22	ug/Kg	☼	03/02/18 05:00	03/04/18 14:41	1
Chloromethane	ND		3.5	0.21	ug/Kg	☼	03/02/18 05:00	03/04/18 14:41	1
cis-1,2-Dichloroethene	ND		3.5	0.45	ug/Kg	☼	03/02/18 05:00	03/04/18 14:41	1
cis-1,3-Dichloropropene	ND		3.5	0.51	ug/Kg	☼	03/02/18 05:00	03/04/18 14:41	1
Cyclohexane	ND		3.5	0.50	ug/Kg	☼	03/02/18 05:00	03/04/18 14:41	1
Dibromochloromethane	ND		3.5	0.45	ug/Kg	☼	03/02/18 05:00	03/04/18 14:41	1
Dichlorodifluoromethane	ND		3.5	0.29	ug/Kg	☼	03/02/18 05:00	03/04/18 14:41	1
Ethylbenzene	ND		3.5	0.24	ug/Kg	☼	03/02/18 05:00	03/04/18 14:41	1
Isopropylbenzene	ND		3.5	0.53	ug/Kg	☼	03/02/18 05:00	03/04/18 14:41	1
Methyl acetate	ND		18	2.1	ug/Kg	☼	03/02/18 05:00	03/04/18 14:41	1
Methyl tert-butyl ether	ND		3.5	0.35	ug/Kg	☼	03/02/18 05:00	03/04/18 14:41	1
Methylcyclohexane	ND		3.5	0.54	ug/Kg	☼	03/02/18 05:00	03/04/18 14:41	1
Methylene Chloride	ND		3.5	1.6	ug/Kg	☼	03/02/18 05:00	03/04/18 14:41	1
Styrene	ND		3.5	0.18	ug/Kg	☼	03/02/18 05:00	03/04/18 14:41	1
Tetrachloroethene	ND		3.5	0.48	ug/Kg	☼	03/02/18 05:00	03/04/18 14:41	1
Toluene	ND		3.5	0.27	ug/Kg	☼	03/02/18 05:00	03/04/18 14:41	1
trans-1,2-Dichloroethene	ND		3.5	0.37	ug/Kg	☼	03/02/18 05:00	03/04/18 14:41	1
trans-1,3-Dichloropropene	ND		3.5	1.6	ug/Kg	☼	03/02/18 05:00	03/04/18 14:41	1
Trichloroethene	ND		3.5	0.78	ug/Kg	☼	03/02/18 05:00	03/04/18 14:41	1
Trichlorofluoromethane	ND		3.5	0.34	ug/Kg	☼	03/02/18 05:00	03/04/18 14:41	1
Vinyl chloride	ND		3.5	0.43	ug/Kg	☼	03/02/18 05:00	03/04/18 14:41	1
Xylenes, Total	ND		7.1	0.60	ug/Kg	☼	03/02/18 05:00	03/04/18 14:41	1

Client Sample ID: SB-2 (6-8)

Lab Sample ID: 480-132029-5

Date Collected: 03/01/18 08:30
Matrix: Solid
Date Received: 03/01/18 16:09
Percent Solids: 86.7

Surrogate	*%Recovery*	*Qualifier*	*Limits*	*Prepared*	*Analyzed*	*Dil Fac*
1,2-Dichloroethane-d4 (Surr)	*112*		*64 - 126*	*03/02/18 05:00*	*03/04/18 14:41*	*1*
4-Bromofluorobenzene (Surr)	*96*		*72 - 126*	*03/02/18 05:00*	*03/04/18 14:41*	*1*
Dibromofluoromethane (Surr)	*105*		*60 - 140*	*03/02/18 05:00*	*03/04/18 14:41*	*1*
Toluene-d8 (Surr)	*100*		*71 - 125*	*03/02/18 05:00*	*03/04/18 14:41*	*1*

Client Sample ID: SB-6 (6-8)

Lab Sample ID: 480-132029-12

Date Collected: 03/01/18 10:50
Matrix: Solid
Date Received: 03/01/18 16:09
Percent Solids: 86.5

Method: 8260C - Volatile Organic Compounds by GC/MS

Analyte	Result	Qualifier	RL	MDL	Unit	D	Prepared	Analyzed	Dil Fac
1,1,1-Trichloroethane	ND		4.1	0.29	ug/Kg	☼	03/02/18 05:00	03/04/18 15:06	1
1,1,2,2-Tetrachloroethane	ND		4.1	0.66	ug/Kg	☼	03/02/18 05:00	03/04/18 15:06	1
1,1,2-Trichloro-1,2,2-trifluoroethane	ND		4.1	0.92	ug/Kg	☼	03/02/18 05:00	03/04/18 15:06	1
1,1,2-Trichloroethane	ND		4.1	0.53	ug/Kg	☼	03/02/18 05:00	03/04/18 15:06	1
1,1-Dichloroethane	ND		4.1	0.49	ug/Kg	☼	03/02/18 05:00	03/04/18 15:06	1
1,1-Dichloroethene	ND		4.1	0.50	ug/Kg	☼	03/02/18 05:00	03/04/18 15:06	1
1,2,4-Trichlorobenzene	ND		4.1	0.25	ug/Kg	☼	03/02/18 05:00	03/04/18 15:06	1
1,2-Dibromo-3-Chloropropane	ND		4.1	2.0	ug/Kg	☼	03/02/18 05:00	03/04/18 15:06	1
1,2-Dibromoethane	ND		4.1	0.52	ug/Kg	☼	03/02/18 05:00	03/04/18 15:06	1
1,2-Dichlorobenzene	ND		4.1	0.32	ug/Kg	☼	03/02/18 05:00	03/04/18 15:06	1
1,2-Dichloroethane	ND		4.1	0.20	ug/Kg	☼	03/02/18 05:00	03/04/18 15:06	1
1,2-Dichloropropane	ND		4.1	2.0	ug/Kg	☼	03/02/18 05:00	03/04/18 15:06	1
1,3-Dichlorobenzene	ND		4.1	0.21	ug/Kg	☼	03/02/18 05:00	03/04/18 15:06	1
1,4-Dichlorobenzene	ND		4.1	0.57	ug/Kg	☼	03/02/18 05:00	03/04/18 15:06	1
2-Butanone (MEK)	ND		20	1.5	ug/Kg	☼	03/02/18 05:00	03/04/18 15:06	1
2-Hexanone	ND		20	2.0	ug/Kg	☼	03/02/18 05:00	03/04/18 15:06	1
4-Methyl-2-pentanone (MIBK)	ND		20	1.3	ug/Kg	☼	03/02/18 05:00	03/04/18 15:06	1
Acetone	ND		20	3.4	ug/Kg	☼	03/02/18 05:00	03/04/18 15:06	1
Benzene	ND		4.1	0.20	ug/Kg	☼	03/02/18 05:00	03/04/18 15:06	1
Bromodichloromethane	ND		4.1	0.54	ug/Kg	☼	03/02/18 05:00	03/04/18 15:06	1
Bromoform	ND		4.1	2.0	ug/Kg	☼	03/02/18 05:00	03/04/18 15:06	1
Bromomethane	ND		4.1	0.36	ug/Kg	☼	03/02/18 05:00	03/04/18 15:06	1
Carbon disulfide	ND		4.1	2.0	ug/Kg	☼	03/02/18 05:00	03/04/18 15:06	1
Carbon tetrachloride	ND		4.1	0.39	ug/Kg	☼	03/02/18 05:00	03/04/18 15:06	1
Chlorobenzene	ND		4.1	0.54	ug/Kg	☼	03/02/18 05:00	03/04/18 15:06	1
Chloroethane	ND		4.1	0.92	ug/Kg	☼	03/02/18 05:00	03/04/18 15:06	1
Chloroform	ND		4.1	0.25	ug/Kg	☼	03/02/18 05:00	03/04/18 15:06	1
Chloromethane	ND		4.1	0.24	ug/Kg	☼	03/02/18 05:00	03/04/18 15:06	1
cis-1,2-Dichloroethene	ND		4.1	0.52	ug/Kg	☼	03/02/18 05:00	03/04/18 15:06	1
cis-1,3-Dichloropropene	ND		4.1	0.58	ug/Kg	☼	03/02/18 05:00	03/04/18 15:06	1
Cyclohexane	ND		4.1	0.57	ug/Kg	☼	03/02/18 05:00	03/04/18 15:06	1
Dibromochloromethane	ND		4.1	0.52	ug/Kg	☼	03/02/18 05:00	03/04/18 15:06	1
Dichlorodifluoromethane	ND		4.1	0.33	ug/Kg	☼	03/02/18 05:00	03/04/18 15:06	1
Ethylbenzene	ND		4.1	0.28	ug/Kg	☼	03/02/18 05:00	03/04/18 15:06	1
Isopropylbenzene	ND		4.1	0.61	ug/Kg	☼	03/02/18 05:00	03/04/18 15:06	1
Methyl acetate	ND		20	2.4	ug/Kg	☼	03/02/18 05:00	03/04/18 15:06	1
Methyl tert-butyl ether	ND		4.1	0.40	ug/Kg	☼	03/02/18 05:00	03/04/18 15:06	1
Methylcyclohexane	ND		4.1	0.62	ug/Kg	☼	03/02/18 05:00	03/04/18 15:06	1
Methylene Chloride	ND		4.1	1.9	ug/Kg	☼	03/02/18 05:00	03/04/18 15:06	1

Client Sample ID: SB-6 (6-8)

Date Collected: 03/01/18 10:50
Date Received: 03/01/18 16:09

Lab Sample ID: 480-132029-12

Matrix: Solid
Percent Solids: 86.5

Method: 8260C - Volatile Organic Compounds by GC/MS (Continued)

Analyte	Result	Qualifier	RL	MDL	Unit	D	Prepared	Analyzed	Dil Fac
Styrene	ND		4.1	0.20	ug/Kg	☼	03/02/18 05:00	03/04/18 15:06	1
Tetrachloroethene	ND		4.1	0.54	ug/Kg	☼	03/02/18 05:00	03/04/18 15:06	1
Toluene	ND		4.1	0.31	ug/Kg	☼	03/02/18 05:00	03/04/18 15:06	1
trans-1,2-Dichloroethene	ND		4.1	0.42	ug/Kg	☼	03/02/18 05:00	03/04/18 15:06	1
trans-1,3-Dichloropropene	ND		4.1	1.8	ug/Kg	☼	03/02/18 05:00	03/04/18 15:06	1
Trichloroethene	ND		4.1	0.89	ug/Kg	☼	03/02/18 05:00	03/04/18 15:06	1
Trichlorofluoromethane	ND		4.1	0.38	ug/Kg	☼	03/02/18 05:00	03/04/18 15:06	1
Vinyl chloride	ND		4.1	0.49	ug/Kg	☼	03/02/18 05:00	03/04/18 15:06	1
Xylenes, Total	ND		8.1	0.68	ug/Kg	☼	03/02/18 05:00	03/04/18 15:06	1

Surrogate	*%Recovery*	*Qualifier*	*Limits*	*Prepared*	*Analyzed*	*Dil Fac*
1,2-Dichloroethane-d4 (Surr)	*105*		*64 - 126*	*03/02/18 05:00*	*03/04/18 15:06*	*1*
4-Bromofluorobenzene (Surr)	*96*		*72 - 126*	*03/02/18 05:00*	*03/04/18 15:06*	*1*
Dibromofluoromethane (Surr)	*103*		*60 - 140*	*03/02/18 05:00*	*03/04/18 15:06*	*1*
Toluene-d8 (Surr)	*101*		*71 - 125*	*03/02/18 05:00*	*03/04/18 15:06*	*1*

Client Sample ID: SB-2 (0-1)

Lab Sample ID: 480-132029-1

Date Collected: 03/01/18 08:00
Matrix: Solid
Date Received: 03/01/18 16:09
Percent Solids: 90.6

Method: 8082A - Polychlorinated Biphenyls (PCBs) by Gas Chromatography

Analyte	Result	Qualifier	RL	MDL	Unit	D	Prepared	Analyzed	Dil Fac
PCB-1016	ND		0.24	0.047	mg/Kg	☼	03/02/18 11:12	03/05/18 16:34	1
PCB-1221	ND		0.24	0.047	mg/Kg	☼	03/02/18 11:12	03/05/18 16:34	1
PCB-1232	ND		0.24	0.047	mg/Kg	☼	03/02/18 11:12	03/05/18 16:34	1
PCB-1242	ND		0.24	0.047	mg/Kg	☼	03/02/18 11:12	03/05/18 16:34	1
PCB-1248	ND		0.24	0.047	mg/Kg	☼	03/02/18 11:12	03/05/18 16:34	1
PCB-1254	ND	UJ	0.24	0.11	mg/Kg	☼	03/02/18 11:12	03/05/18 16:34	1
PCB-1260	**1.4**	J	0.24	0.11	mg/Kg	☼	03/02/18 11:12	03/05/18 16:34	1

Surrogate	*%Recovery*	*Qualifier*	*Limits*	*Prepared*	*Analyzed*	*Dil Fac*
Tetrachloro-m-xylene	*117*		*60 - 154*	*03/02/18 11:12*	*03/05/18 16:34*	*1*
Tetrachloro-m-xylene	*113*		*60 - 154*	*03/02/18 11:12*	*03/05/18 16:34*	*1*
DCB Decachlorobiphenyl	*152*		*65 - 174*	*03/02/18 11:12*	*03/05/18 16:34*	*1*
DCB Decachlorobiphenyl	*81*		*65 - 174*	*03/02/18 11:12*	*03/05/18 16:34*	*1*

Client Sample ID: SB-2 (1-2)

Lab Sample ID: 480-132029-2

Date Collected: 03/01/18 08:05
Matrix: Solid
Date Received: 03/01/18 16:09
Percent Solids: 80.5

Method: 8082A - Polychlorinated Biphenyls (PCBs) by Gas Chromatography

Analyte	Result	Qualifier	RL	MDL	Unit	D	Prepared	Analyzed	Dil Fac
PCB-1016	ND		0.28	0.054	mg/Kg	☼	03/02/18 11:12	03/05/18 16:50	1
PCB-1221	ND		0.28	0.054	mg/Kg	☼	03/02/18 11:12	03/05/18 16:50	1
PCB-1232	ND		0.28	0.054	mg/Kg	☼	03/02/18 11:12	03/05/18 16:50	1
PCB-1242	ND		0.28	0.054	mg/Kg	☼	03/02/18 11:12	03/05/18 16:50	1
PCB-1248	ND		0.28	0.054	mg/Kg	☼	03/02/18 11:12	03/05/18 16:50	1
PCB-1254	ND	UJ	0.28	0.13	mg/Kg	☼	03/02/18 11:12	03/05/18 16:50	1
PCB-1260	ND		0.28	0.13	mg/Kg	☼	03/02/18 11:12	03/05/18 16:50	1

Surrogate	*%Recovery*	*Qualifier*	*Limits*	*Prepared*	*Analyzed*	*Dil Fac*
Tetrachloro-m-xylene	*124*		*60 - 154*	*03/02/18 11:12*	*03/05/18 16:50*	*1*
Tetrachloro-m-xylene	*121*		*60 - 154*	*03/02/18 11:12*	*03/05/18 16:50*	*1*
DCB Decachlorobiphenyl	*163*		*65 - 174*	*03/02/18 11:12*	*03/05/18 16:50*	*1*
DCB Decachlorobiphenyl	*86*		*65 - 174*	*03/02/18 11:12*	*03/05/18 16:50*	*1*

Client Sample ID: SB-2 (2-4)

Lab Sample ID: 480-132029-3

Date Collected: 03/01/18 08:15
Matrix: Solid
Date Received: 03/01/18 16:09
Percent Solids: 82.7

Method: 8082A - Polychlorinated Biphenyls (PCBs) by Gas Chromatography

Analyte	Result	Qualifier	RL	MDL	Unit	D	Prepared	Analyzed	Dil Fac
PCB-1016	ND		0.26	0.051	mg/Kg	☼	03/02/18 11:12	03/05/18 17:06	1
PCB-1221	ND		0.26	0.051	mg/Kg	☼	03/02/18 11:12	03/05/18 17:06	1
PCB-1232	ND		0.26	0.051	mg/Kg	☼	03/02/18 11:12	03/05/18 17:06	1
PCB-1242	ND		0.26	0.051	mg/Kg	☼	03/02/18 11:12	03/05/18 17:06	1
PCB-1248	ND		0.26	0.051	mg/Kg	☼	03/02/18 11:12	03/05/18 17:06	1
PCB-1254	ND	UJ	0.26	0.12	mg/Kg	☼	03/02/18 11:12	03/05/18 17:06	1
PCB-1260	ND		0.26	0.12	mg/Kg	☼	03/02/18 11:12	03/05/18 17:06	1

Surrogate	*%Recovery*	*Qualifier*	*Limits*	*Prepared*	*Analyzed*	*Dil Fac*
Tetrachloro-m-xylene	*117*		*60 - 154*	*03/02/18 11:12*	*03/05/18 17:06*	*1*

Client Sample ID: SB-2 (2-4)

Date Collected: 03/01/18 08:15
Date Received: 03/01/18 16:09

Lab Sample ID: 480-132029-3

Matrix: Solid
Percent Solids: 82.7

Method: 8082A - Polychlorinated Biphenyls (PCBs) by Gas Chromatography (Continued)

Surrogate	*%Recovery*	*Qualifier*	*Limits*	*Prepared*	*Analyzed*	*Dil Fac*
Tetrachloro-m-xylene	*114*		*60 - 154*	*03/02/18 11:12*	*03/05/18 17:06*	*1*
DCB Decachlorobiphenyl	*157*		*65 - 174*	*03/02/18 11:12*	*03/05/18 17:06*	*1*
DCB Decachlorobiphenyl	*86*		*65 - 174*	*03/02/18 11:12*	*03/05/18 17:06*	*1*

Client Sample ID: SB-2 (4-6)

Date Collected: 03/01/18 08:20
Date Received: 03/01/18 16:09

Lab Sample ID: 480-132029-4

Matrix: Solid
Percent Solids: 85.8

Method: 8082A - Polychlorinated Biphenyls (PCBs) by Gas Chromatography

Analyte	Result	Qualifier	RL	MDL	Unit	D	Prepared	Analyzed	Dil Fac
PCB-1016	ND		0.27	0.053	mg/Kg	☼	03/02/18 11:12	03/05/18 17:22	1
PCB-1221	ND		0.27	0.053	mg/Kg	☼	03/02/18 11:12	03/05/18 17:22	1
PCB-1232	ND		0.27	0.053	mg/Kg	☼	03/02/18 11:12	03/05/18 17:22	1
PCB-1242	ND		0.27	0.053	mg/Kg	☼	03/02/18 11:12	03/05/18 17:22	1
PCB-1248	ND		0.27	0.053	mg/Kg	☼	03/02/18 11:12	03/05/18 17:22	1
PCB-1254	ND	UJ	0.27	0.13	mg/Kg	☼	03/02/18 11:12	03/05/18 17:22	1
PCB-1260	ND		0.27	0.13	mg/Kg	☼	03/02/18 11:12	03/05/18 17:22	1

Surrogate	*%Recovery*	*Qualifier*	*Limits*	*Prepared*	*Analyzed*	*Dil Fac*
Tetrachloro-m-xylene	*103*		*60 - 154*	*03/02/18 11:12*	*03/05/18 17:22*	*1*
Tetrachloro-m-xylene	*100*		*60 - 154*	*03/02/18 11:12*	*03/05/18 17:22*	*1*
DCB Decachlorobiphenyl	*141*		*65 - 174*	*03/02/18 11:12*	*03/05/18 17:22*	*1*
DCB Decachlorobiphenyl	*75*		*65 - 174*	*03/02/18 11:12*	*03/05/18 17:22*	*1*

Client Sample ID: SB-2 (6-8)

Date Collected: 03/01/18 08:30
Date Received: 03/01/18 16:09

Lab Sample ID: 480-132029-5

Matrix: Solid
Percent Solids: 86.7

Method: 8082A - Polychlorinated Biphenyls (PCBs) by Gas Chromatography

Analyte	Result	Qualifier	RL	MDL	Unit	D	Prepared	Analyzed	Dil Fac
PCB-1016	ND		0.23	0.046	mg/Kg	☼	03/02/18 11:12	03/05/18 17:38	1
PCB-1221	ND		0.23	0.046	mg/Kg	☼	03/02/18 11:12	03/05/18 17:38	1
PCB-1232	ND		0.23	0.046	mg/Kg	☼	03/02/18 11:12	03/05/18 17:38	1
PCB-1242	ND		0.23	0.046	mg/Kg	☼	03/02/18 11:12	03/05/18 17:38	1
PCB-1248	ND		0.23	0.046	mg/Kg	☼	03/02/18 11:12	03/05/18 17:38	1
PCB-1254	ND	UJ	0.23	0.11	mg/Kg	☼	03/02/18 11:12	03/05/18 17:38	1
PCB-1260	ND		0.23	0.11	mg/Kg	☼	03/02/18 11:12	03/05/18 17:38	1

Surrogate	*%Recovery*	*Qualifier*	*Limits*	*Prepared*	*Analyzed*	*Dil Fac*
Tetrachloro-m-xylene	*113*		*60 - 154*	*03/02/18 11:12*	*03/05/18 17:38*	*1*
Tetrachloro-m-xylene	*107*		*60 - 154*	*03/02/18 11:12*	*03/05/18 17:38*	*1*
DCB Decachlorobiphenyl	*154*		*65 - 174*	*03/02/18 11:12*	*03/05/18 17:38*	*1*
DCB Decachlorobiphenyl	*85*		*65 - 174*	*03/02/18 11:12*	*03/05/18 17:38*	*1*

Client Sample ID: SB-2 (8-10)

Lab Sample ID: 480-132029-6

Date Collected: 03/01/18 08:40
Matrix: Solid
Date Received: 03/01/18 16:09
Percent Solids: 86.5

Method: 8082A - Polychlorinated Biphenyls (PCBs) by Gas Chromatography

Analyte	Result	Qualifier	RL	MDL	Unit	D	Prepared	Analyzed	Dil Fac
PCB-1016	ND		0.26	0.051	mg/Kg	☼	03/02/18 11:12	03/05/18 17:53	1
PCB-1221	ND		0.26	0.051	mg/Kg	☼	03/02/18 11:12	03/05/18 17:53	1
PCB-1232	ND		0.26	0.051	mg/Kg	☼	03/02/18 11:12	03/05/18 17:53	1
PCB-1242	ND		0.26	0.051	mg/Kg	☼	03/02/18 11:12	03/05/18 17:53	1
PCB-1248	ND		0.26	0.051	mg/Kg	☼	03/02/18 11:12	03/05/18 17:53	1
PCB-1254	ND	UJ	0.26	0.12	mg/Kg	☼	03/02/18 11:12	03/05/18 17:53	1
PCB-1260	ND		0.26	0.12	mg/Kg	☼	03/02/18 11:12	03/05/18 17:53	1

Surrogate	*%Recovery*	*Qualifier*	*Limits*	*Prepared*	*Analyzed*	*Dil Fac*
Tetrachloro-m-xylene	*126*		*60 - 154*	*03/02/18 11:12*	*03/05/18 17:53*	*1*
Tetrachloro-m-xylene	*113*		*60 - 154*	*03/02/18 11:12*	*03/05/18 17:53*	*1*
DCB Decachlorobiphenyl	*169*		*65 - 174*	*03/02/18 11:12*	*03/05/18 17:53*	*1*
DCB Decachlorobiphenyl	*91*		*65 - 174*	*03/02/18 11:12*	*03/05/18 17:53*	*1*

Client Sample ID: SB-2 (10-12)

Lab Sample ID: 480-132029-7

Date Collected: 03/01/18 08:50
Matrix: Solid
Date Received: 03/01/18 16:09
Percent Solids: 86.1

Method: 8082A - Polychlorinated Biphenyls (PCBs) by Gas Chromatography

Analyte	Result	Qualifier	RL	MDL	Unit	D	Prepared	Analyzed	Dil Fac
PCB-1016	ND		0.25	0.049	mg/Kg	☼	03/02/18 11:12	03/05/18 18:09	1
PCB-1221	ND		0.25	0.049	mg/Kg	☼	03/02/18 11:12	03/05/18 18:09	1
PCB-1232	ND		0.25	0.049	mg/Kg	☼	03/02/18 11:12	03/05/18 18:09	1
PCB-1242	ND		0.25	0.049	mg/Kg	☼	03/02/18 11:12	03/05/18 18:09	1
PCB-1248	ND		0.25	0.049	mg/Kg	☼	03/02/18 11:12	03/05/18 18:09	1
PCB-1254	ND	UJ	0.25	0.12	mg/Kg	☼	03/02/18 11:12	03/05/18 18:09	1
PCB-1260	ND		0.25	0.12	mg/Kg	☼	03/02/18 11:12	03/05/18 18:09	1

Surrogate	*%Recovery*	*Qualifier*	*Limits*	*Prepared*	*Analyzed*	*Dil Fac*
Tetrachloro-m-xylene	*112*		*60 - 154*	*03/02/18 11:12*	*03/05/18 18:09*	*1*
Tetrachloro-m-xylene	*104*		*60 - 154*	*03/02/18 11:12*	*03/05/18 18:09*	*1*
DCB Decachlorobiphenyl	*157*		*65 - 174*	*03/02/18 11:12*	*03/05/18 18:09*	*1*
DCB Decachlorobiphenyl	*86*		*65 - 174*	*03/02/18 11:12*	*03/05/18 18:09*	*1*

Client Sample ID: SB-6 (0-1)

Lab Sample ID: 480-132029-8

Date Collected: 03/01/18 09:50
Matrix: Solid
Date Received: 03/01/18 16:09
Percent Solids: 97.1

Method: 8082A - Polychlorinated Biphenyls (PCBs) by Gas Chromatography

Analyte	Result	Qualifier	RL	MDL	Unit	D	Prepared	Analyzed	Dil Fac
PCB-1016	ND		0.23	0.044	mg/Kg	☼	03/02/18 11:12	03/05/18 18:57	1
PCB-1221	ND		0.23	0.044	mg/Kg	☼	03/02/18 11:12	03/05/18 18:57	1
PCB-1232	ND		0.23	0.044	mg/Kg	☼	03/02/18 11:12	03/05/18 18:57	1
PCB-1242	ND		0.23	0.044	mg/Kg	☼	03/02/18 11:12	03/05/18 18:57	1
PCB-1248	ND		0.23	0.044	mg/Kg	☼	03/02/18 11:12	03/05/18 18:57	1
PCB-1254	ND	UJ	0.23	0.11	mg/Kg	☼	03/02/18 11:12	03/05/18 18:57	1
PCB-1260	**1.7**	J	0.23	0.11	mg/Kg	☼	03/02/18 11:12	03/05/18 18:57	1

Surrogate	*%Recovery*	*Qualifier*	*Limits*	*Prepared*	*Analyzed*	*Dil Fac*
Tetrachloro-m-xylene	*117*		*60 - 154*	*03/02/18 11:12*	*03/05/18 18:57*	*1*
Tetrachloro-m-xylene	*107*		*60 - 154*	*03/02/18 11:12*	*03/05/18 18:57*	*1*

Client Sample ID: SB-6 (0-1)

Date Collected: 03/01/18 09:50
Date Received: 03/01/18 16:09

Lab Sample ID: 480-132029-8

Matrix: Solid
Percent Solids: 97.1

Method: 8082A - Polychlorinated Biphenyls (PCBs) by Gas Chromatography (Continued)

Surrogate	%Recovery	Qualifier	Limits	Prepared	Analyzed	Dil Fac
DCB Decachlorobiphenyl	*173*		*65 - 174*	*03/02/18 11:12*	*03/05/18 18:57*	*1*
DCB Decachlorobiphenyl	*95*		*65 - 174*	*03/02/18 11:12*	*03/05/18 18:57*	*1*

Client Sample ID: SB-6 (1-2)

Date Collected: 03/01/18 10:05
Date Received: 03/01/18 16:09

Lab Sample ID: 480-132029-9

Matrix: Solid
Percent Solids: 94.4

Method: 8082A - Polychlorinated Biphenyls (PCBs) by Gas Chromatography

Analyte	Result	Qualifier	RL	MDL	Unit	D	Prepared	Analyzed	Dil Fac
PCB-1016	ND		0.24	0.046	mg/Kg	☼	03/02/18 11:12	03/05/18 19:13	1
PCB-1221	ND		0.24	0.046	mg/Kg	☼	03/02/18 11:12	03/05/18 19:13	1
PCB-1232	ND		0.24	0.046	mg/Kg	☼	03/02/18 11:12	03/05/18 19:13	1
PCB-1242	ND		0.24	0.046	mg/Kg	☼	03/02/18 11:12	03/05/18 19:13	1
PCB-1248	ND		0.24	0.046	mg/Kg	☼	03/02/18 11:12	03/05/18 19:13	1
PCB-1254	ND	UJ	0.24	0.11	mg/Kg	☼	03/02/18 11:12	03/05/18 19:13	1
PCB-1260	**0.75**	J	0.24	0.11	mg/Kg	☼	03/02/18 11:12	03/05/18 19:13	1

Surrogate	%Recovery	Qualifier	Limits	Prepared	Analyzed	Dil Fac
Tetrachloro-m-xylene	*106*		*60 - 154*	*03/02/18 11:12*	*03/05/18 19:13*	*1*
Tetrachloro-m-xylene	*93*		*60 - 154*	*03/02/18 11:12*	*03/05/18 19:13*	*1*
DCB Decachlorobiphenyl	*146*		*65 - 174*	*03/02/18 11:12*	*03/05/18 19:13*	*1*
DCB Decachlorobiphenyl	*83*		*65 - 174*	*03/02/18 11:12*	*03/05/18 19:13*	*1*

Client Sample ID: SB-6 (6-8)

Date Collected: 03/01/18 10:50
Date Received: 03/01/18 16:09

Lab Sample ID: 480-132029-12

Matrix: Solid
Percent Solids: 86.5

Method: 8082A - Polychlorinated Biphenyls (PCBs) by Gas Chromatography

Analyte	Result	Qualifier	RL	MDL	Unit	D	Prepared	Analyzed	Dil Fac
PCB-1016	ND		0.23	0.044	mg/Kg	☼	03/02/18 11:12	03/05/18 19:29	1
PCB-1221	ND		0.23	0.044	mg/Kg	☼	03/02/18 11:12	03/05/18 19:29	1
PCB-1232	ND		0.23	0.044	mg/Kg	☼	03/02/18 11:12	03/05/18 19:29	1
PCB-1242	ND		0.23	0.044	mg/Kg	☼	03/02/18 11:12	03/05/18 19:29	1
PCB-1248	ND		0.23	0.044	mg/Kg	☼	03/02/18 11:12	03/05/18 19:29	1
PCB-1254	ND	UJ	0.23	0.11	mg/Kg	☼	03/02/18 11:12	03/05/18 19:29	1
PCB-1260	ND		0.23	0.11	mg/Kg	☼	03/02/18 11:12	03/05/18 19:29	1

Surrogate	%Recovery	Qualifier	Limits	Prepared	Analyzed	Dil Fac
Tetrachloro-m-xylene	*107*		*60 - 154*	*03/02/18 11:12*	*03/05/18 19:29*	*1*
Tetrachloro-m-xylene	*99*		*60 - 154*	*03/02/18 11:12*	*03/05/18 19:29*	*1*
DCB Decachlorobiphenyl	*148*		*65 - 174*	*03/02/18 11:12*	*03/05/18 19:29*	*1*
DCB Decachlorobiphenyl	*83*		*65 - 174*	*03/02/18 11:12*	*03/05/18 19:29*	*1*

Client Sample ID: RB-1-3118

Date Collected: 03/01/18 00:00
Date Received: 03/01/18 16:09

Lab Sample ID: 480-132029-16

Matrix: Water

Method: 8082A - Polychlorinated Biphenyls (PCBs) by Gas Chromatography

Analyte	Result	Qualifier	RL	MDL	Unit	D	Prepared	Analyzed	Dil Fac
PCB-1016	ND		0.50	0.18	ug/L		03/02/18 14:33	03/05/18 14:28	1

Client Sample ID: RB-1-3118
Date Collected: 03/01/18 00:00
Date Received: 03/01/18 16:09

Lab Sample ID: 480-132029-16
Matrix: Water

Method: 8082A - Polychlorinated Biphenyls (PCBs) by Gas Chromatography (Continued)

Analyte	Result	Qualifier	RL	MDL	Unit	D	Prepared	Analyzed	Dil Fac
PCB-1221	ND		0.50	0.18	ug/L		03/02/18 14:33	03/05/18 14:28	1
PCB-1232	ND		0.50	0.18	ug/L		03/02/18 14:33	03/05/18 14:28	1
PCB-1242	ND		0.50	0.18	ug/L		03/02/18 14:33	03/05/18 14:28	1
PCB-1248	ND		0.50	0.18	ug/L		03/02/18 14:33	03/05/18 14:28	1
PCB-1254	ND	UJ	0.50	0.25	ug/L		03/02/18 14:33	03/05/18 14:28	1
PCB-1260	ND		0.50	0.25	ug/L		03/02/18 14:33	03/05/18 14:28	1

Surrogate	*%Recovery*	*Qualifier*	*Limits*	*Prepared*	*Analyzed*	*Dil Fac*
Tetrachloro-m-xylene	*83*		*39 - 121*	*03/02/18 14:33*	*03/05/18 14:28*	*1*
Tetrachloro-m-xylene	*70*		*39 - 121*	*03/02/18 14:33*	*03/05/18 14:28*	*1*
DCB Decachlorobiphenyl	*59*		*19 - 120*	*03/02/18 14:33*	*03/05/18 14:28*	*1*
DCB Decachlorobiphenyl	*54*		*19 - 120*	*03/02/18 14:33*	*03/05/18 14:28*	*1*

ARCADIS Design & Consultancy for natural and built assets

General Electric Company

Buffalo Service Shop

Tonawanda, New York

NYSDEC ID 915244; EPA ID NYD067539940

DATA USABILITY SUMMARY REPORT

Volatile Organic Compound (VOC) and Polychlorinated Biphenyl (PCB) Analyses

SDG #480-132201-1, -2, and -3

Analyses Performed By:
TestAmerica Laboratories, Inc.
Amherst, New York

Report #29568R
Review Level: Tier III
Project: AP013103.1000.1000B

SUMMARY

This Data Usability Summary Report (DUSR) summarizes the review of Sample Delivery Groups (SDGs) #480-132201-1, -2, and -3 for samples collected in association with The General Electric Company (GE) Buffalo Service Shop in Tonawanda, NY (NYSDEC ID 915244; EPA ID NYD067539940). The review was conducted as a Tier III evaluation and included review of laboratory analytical data package completeness. Field documentation was not included in this review. Included with this assessment are the post-validation annotated sample result sheets, and chain of custody (COC). Analyses were performed for volatile organic compounds (VOCs) and polychlorinated biphenyls (PCBs) on the following samples:

SDG	Sample ID	Lab ID	Matrix	Sample Collection Date	Parent Sample	Analysis	
						VOC	PCB
480-132201-1	SB-7 (6-8)	480-132201-5	Soil	3/5/2018		X	
	SB-8 (0-1)	480-132201-8	Soil	3/5/2018		X	
	SB-8 (1-2)	480-132201-9	Soil	3/5/2018		X	
	SB-8 (6-8)	480-132201-12	Soil	3/5/2018		X	
	DUP-2 3518	480-132201-15	Soil	3/5/2018	SB-8 (6-8)	X	
480-132201-2	SB-7 (0-1)	480-132201-1	Soil	3/5/2018			X
	SB-7 (1-2)	480-132201-2	Soil	3/5/2018			X
	SB-7 (2-4)	480-132201-3	Soil	3/5/2018			X
	SB-7 (4-6)	480-132201-4	Soil	3/5/2018			X
	SB-7 (6-8)	480-132201-5	Soil	3/5/2018			X
	SB-7 (8-10)	480-132201-6	Soil	3/5/2018			X
	SB-7 (10-12)	480-132201-7	Soil	3/5/2018			X
	SB-8 (0-1)	480-132201-8	Soil	3/5/2018			X
	SB-8 (1-2)	480-132201-9	Soil	3/5/2018			X
	SB-8 (2-4)	480-132201-10	Soil	3/5/2018			X
	SB-8 (4-6)	480-132201-11	Soil	3/5/2018			X
	SB-8 (6-8)	480-132201-12	Soil	3/5/2018			X
	SB-8 (8-10)	480-132201-13	Soil	3/5/2018			X
	SB-8 (10-12)	480-132201-14	Soil	3/5/2018			X
	DUP-2 3518	480-132201-15	Soil	3/5/2018	SB-8 (6-8)		X
	RB-1 3518	480-132201-16	Water	3/5/2018		X	X
	TB-1 3518	480-132201-17	Water	3/5/2018		X	
480-132201-3	SB-7 (0-1)	480-132201-1	Soil	3/5/2018		X	

SDG	Sample ID	Lab ID	Matrix	Sample Collection Date	Parent Sample	Analysis	
						VOC	PCB
480-132201-3	SB-7 (1-2)	480-132201-2	Soil	3/5/2018		X	
	SB-7 (2-4)	480-132201-3	Soil	3/5/2018		X	
	SB-7 (4-6)	480-132201-4	Soil	3/5/2018		X	

LABORATORY ANALYTICAL DATA PACKAGE DOCUMENTATION

The table below is the evaluation of the laboratory analytical data package completeness.

Items Reviewed	Reported		Performance Acceptable		Not Required
	No	Yes	No	Yes	
1. Sample receipt condition		X		X	
2. Requested analyses and sample results		X		X	
3. Master tracking list		X		X	
4. Methods of analysis		X		X	
5. Reporting limits		X		X	
6. Sample collection date		X		X	
7. Laboratory sample received date		X		X	
8. Sample preservation verification (as applicable)		X		X	
9. Sample preparation/extraction/analysis dates		X		X	
10. Fully executed COC form		X		X	
11. Narrative summary of quality assurance (QA) or sample problems provided		X		X	
12. Data Package Completeness and Compliance		X		X	

ORGANIC ANALYSIS INTRODUCTION

VOC and PCB analyses were performed according to United States Environmental Protection Agency (USEPA) SW-846 Methods 8260C and 8082A, respectively. Data were reviewed in accordance with the USEPA Region II validation guidelines *Validating Volatile Organic Compounds by Gas Chromatography/Mass Spectrometry SW-846 Method 8260B* (SOP #HW-24, October 2006) and *Validating PCB Compounds by Gas Chromatography SW-846 Method 8082A* (SOP #HW-45, October 2006); the USEPA *National Functional Guidelines for Organic Superfund Methods Data Review* (January 2017); USEPA *Contract Laboratory Program National Functional Guidelines for Organic Data Review* (October 1999); and the *RCRA Facility Investigation Work Plan for Sub-Slab Soils, Buffalo Service Shop* (November 2017).

The data review process is an evaluation of data on a technical basis rather than a determination of contract compliance. As such, the standards against which the data are being weighed may differ from those specified in the analytical method. It is assumed that the data package represents the best efforts of the laboratory and had already been subjected to adequate and sufficient quality review prior to submission.

During the review process, laboratory qualified and unqualified data are verified against the supporting documentation. Based on this evaluation, qualifier codes may be added, deleted, or modified by the data reviewer. Results are qualified with the following codes in accordance with USEPA National Functional Guidelines:

- Concentration (C) Qualifiers
  - U The compound was analyzed for but not detected. The associated value is the compound quantitation limit.
  - B The compound has been found in the sample as well as its associated blank, its presence in the sample may be suspect.
- Quantitation (Q) Qualifiers
  - E The compound was quantitated above the calibration range.
  - D Concentration is based on a diluted sample analysis.
- Validation Qualifiers
  - J The compound was positively identified; however, the associated numerical value is an estimated concentration only.
  - UJ The compound was not detected above the reported sample quantitation limit. However, the reported limit is approximate and may or may not represent the actual limit of quantitation.
  - JN The analysis indicates the presence of a compound for which there is presumptive evidence to make a tentative identification. The associated numerical value is an estimated concentration only.
  - UB Compound considered non-detect at the listed value due to associated blank contamination.
  - N The analysis indicates the presence of a compound for which there is presumptive evidence to make a tentative identification.
  - R The sample results are rejected.

The "R" flag means that the associated value is unusable. In other words, due to significant quality control (QC) problems, the analysis is invalid and provides no information as to whether the compound is present or not. "R" values should not appear on data tables because they cannot be relied upon. It is also important to note that while strict QC serves to increase confidence in data, any value potentially contains error.

VOLATILE ORGANIC COMPOUND ANALYSES

1. Holding Times

The specified holding times for the following methods are presented in the following table.

Method	Matrix	Holding Time	Preservation
SW-846 8260C	Water	14 days from collection to analysis	Cool to <6°C; preserved to a pH of less than 2
	Soil	48 hours from collection to extraction and 14 days from extraction to analysis	Cool to <6 °C.

All samples were analyzed within the specified holding time criteria.

2. Blank Contamination

QA blanks (i.e., method and rinse blanks) are prepared to identify contamination which may have been introduced into the samples during sample preparation or field activity. Method blanks measure laboratory contamination. Rinse blanks measure contamination of samples during field operations.

A blank action level (BAL) of five times the concentration of a detected compound in an associated blank (common laboratory contaminant compounds methylene chloride, 2-butanone, and acetone are calculated at ten times) is calculated for QA blanks containing concentrations greater than the method detection limit (MDL). The BAL is compared to the associated sample results to determine if qualification of the sample results is appropriate.

All compounds associated with the QA blanks exhibited a concentration less than the MDL, with the exception of the compounds listed in the following table. Sample results less than the BAL associated with the following sample locations were qualified as listed in the following table.

Sample Locations	Analyte	Sample Result	Qualification
SB-7 (6-8) SB-8 (6-8) DUP-2 3518 SB-7 (0-1) SB-7 (2-4) SB-7 (4-6)	Acetone (RB, TB)	Detected sample results <RL and <BAL	"UB" at the RL
SB-8 (1-2) SB-7 (1-2)		Detected sample results >RL and <BAL	"UB" at detected sample concentration

Note:
RL Reporting limit
TB Trip Blank
RB Rinse Blank

3. Mass Spectrometer Tuning

Mass spectrometer performance was acceptable and all analyses were performed within a 12-hour tune clock.

System performance and column resolution were acceptable.

4. Calibration

Satisfactory instrument calibration is established to ensure that the instrument is capable of producing acceptable quantitative data. An initial calibration demonstrates that the instrument is capable of acceptable performance at the beginning of an experimental sequence. The continuing calibration verifies that the instrument daily performance is satisfactory.

4.1 Initial Calibration

The method specifies percent relative standard deviation (%RSD) and relative response factor (RRF) limits for select compounds only. A technical review of the data applies limits to all compounds with no exceptions.

All target compounds associated with the initial calibration standards must exhibit a %RSD less than the control limit (20%) or a correlation coefficient greater than 0.99 and an RRF value greater than control limit (0.05).

All compounds associated with the initial calibrations were within the specified control limits.

4.2 Continuing Calibration

All target compounds associated with the continuing calibration verification (CCV) standard must exhibit a percent difference (%D) less than the control limit (20%) and RRF value greater than control limit (0.05).

All compounds associated with the calibrations were within the specified control limits, with the exception of the compounds presented in the following table.

Sample Locations	Initial/Continuing	Compound	Criteria
SB-7 (6-8) SB-8 (0-1) SB-8 (1-2) SB-8 (6-8) DUP-2 3518	CCV %D	2-Butanone (MEK)	+21.5%
		Dichlorodifluoromethane	+26.4%
		Carbon tetrachloride	+22.6%
		4-Methyl-2-pentanone (MIBK)	+25.9%
		2-Hexanone	+28.6%
		1,2-Dibromo-3-Chloropropane	+29.2%
RB-1 3518 TB-1 3518	CCV %D	Dichlorodifluoromethane	+28.1%
		1,1,2-Trichloro-1,2,2-trifluoroethane	+26.8%
		Acetone	+40.4%
		2-Butanone (MEK)	+25.4%
		Cyclohexane	+21.2%
		Carbon tetrachloride	+21.6%
		Methylcyclohexane	+30.5%

Sample Locations	Initial/Continuing	Compound	Criteria
SB-7 (0-1)	CCV %D	Chloromethane	-25.6%
		Vinyl chloride	-26.9%
		Chloroethane	-21.2%
		Carbon tetrachloride	+20.1%
		1,2-Dibromo-3-Chloropropane	+21.3%
SB-7 (0-1) SB-7 (2-4) SB-7 (4-6)	CCV %D	Dichlorodifluoromethane	+39.7%
		Trichlorofluoromethane	+32.4%
		Chloroform	+20.9%
		1,1,1-Trichloroethane	+30.9%
		Carbon tetrachloride	+40.9%
		1,2-Dichloroethane	+24.3%
		Bromodichloromethane	+23.9%
		Dibromochloromethane	+25.5%

The criteria used to evaluate the initial and continuing calibration are presented in the following table. In the case of a calibration deviation, the sample results are qualified.

Initial/Continuing	Criteria	Sample Result	Qualification
Initial and Continuing Calibration	RRF <0.05	Non-detect	R
		Detect	J
	RRF <0.01[1]	Non-detect	R
		Detect	J
	RRF >0.05 or RRF >0.01[1]	Non-detect	No Action
		Detect	
Initial Calibration	%RSD > 15% or a correlation coefficient <0.99	Non-detect	UJ
		Detect	J
	%RSD >90%	Non-detect	R
		Detect	J
Continuing Calibration	%D >20% (increase in sensitivity)	Non-detect	No Action
		Detect	J
	%D >20% (decrease in sensitivity)	Non-detect	UJ
		Detect	J

Note:

[1]RRF of 0.01 only applies to compounds which are typically poor responding compounds (i.e., ketones, 1,4-dioxane, etc.)

5. Surrogates/System Monitoring Compounds

All samples to be analyzed for organic compounds are spiked with surrogate compounds prior to sample preparation to evaluate overall laboratory performance and efficiency of the analytical technique. VOC analysis requires that all surrogates associated with the analysis exhibit recoveries within the laboratory-established acceptance limits.

All surrogate recoveries were within control limits.

6. Internal Standard Performance

Internal standard performance criteria ensure that the GC/MS sensitivity and response are stable during every sample analysis. The criterion requires the internal standard compounds associated with the VOC exhibit area counts that are not greater than two times (+100%) or less than one-half (-50%) of the area counts of the associated continuing calibration standard.

All internal standard responses were within control limits.

7. Matrix Spike/Matrix Spike Duplicate Analysis

Matrix Spike/Matrix Spike Duplicate (MS/MSD) data are used to assess the precision and accuracy of the analytical method. The compounds used to perform the MS/MSD analysis must exhibit a percent recovery within the laboratory-established acceptance limits. The relative percent difference (RPD) between the MS/MSD recoveries must be within the laboratory-established acceptance limits.

Note: The MS/MSD recovery control limits do not apply for MS/MSD performed on sample locations where the compound concentration detected in the parent sample exceeds the MS/MSD concentration by a factor of four or greater.

The MS/MSD was not performed on a sample within this data set.

8. Laboratory Control Sample Analysis

The Laboratory Control Sample (LCS) analysis is used to assess the accuracy of the analytical method independent of matrix interferences. The compounds associated with the LCS analysis must exhibit a percent recovery within the laboratory-established acceptance limits.

Sample locations associated with LCS analysis exhibiting recoveries outside of the control limits presented in the following table.

Sample Locations	Compound	LCS Recovery
SB-7 (0-1) SB-7 (2-4) SB-7 (4-6)	1,2-Dibromo-3-Chloropropane	>UL

The criteria used to evaluate the LCS recoveries are presented in the following table. In the case of an LCS deviation, the sample results are qualified as documented in the table below.

Control Limit	Sample Result	Qualification
> the upper control limit (UL)	Non-detect	No Action
	Detect	J
< the lower control limit (LL) but > 10%	Non-detect	UJ
	Detect	J
< 10%	Non-detect	R
	Detect	J

9. Field Duplicate Analysis

Field duplicate analysis is used to assess the overall precision of the field sampling procedures and analytical method. For soil matrices, a control limit of 50% is applied to the RPD between the parent sample and the field duplicate. In the instance when the parent and/or duplicate sample concentrations are less than or equal to 5 times the reporting limit (RL), a control limit of three times the RL is applied for soil matrices.

Results for duplicate samples are summarized in the following table.

Sample ID/ Duplicate ID	Compound	Sample Result	Duplicate Result	RPD
SB-8 (6-8)/ DUP-2 3518	1,2,4-Trichlorobenzene	1.4 J	1.4 J	AC
	1,3-Dichlorobenzene	3.1 J	3.1 J	AC
	1,4-Dichlorobenzene	2.7 J	2.8 J	AC
	Acetone	9.0 J	9.7 J	AC

Note:

AC Acceptable

The calculated RPDs between the parent sample and field duplicate were acceptable.

10. Compound Identification

Compounds are identified on the gas chromatography/mass spectrometry (GC/MS) by using the analytes relative retention time and ion spectra.

All identified compounds met the specified criteria.

11. System Performance and Overall Assessment

Overall system performance was acceptable. Other than for those deviations specifically mentioned in this review, the overall data quality is within the guidelines specified in the method.

DATA VALIDATION CHECKLIST FOR VOCs

VOCs: SW-846 8260C	Reported		Performance Acceptable		Not Required
	No	Yes	No	Yes	
GAS CHROMATOGRAPHY/MASS SPECTROMETRY (GC/MS)					
Tier II Validation					
Holding times		X		X	
Reporting limits (units)		X		X	
Blanks					
A. Method blanks		X		X	
B. Equipment blanks		X	X		
C. Trip blanks		X	X		
Laboratory Control Sample (LCS) %R		X	X		
Laboratory Control Sample Duplicate (LCSD) %R	X				X
LCS/LCSD Precision (RPD)	X				X
Matrix Spike (MS) %R	X				X
Matrix Spike Duplicate (MSD) %R	X				X
MS/MSD Precision (RPD)	X				X
Field/Lab Duplicate (RPD)		X		X	
Surrogate Spike Recoveries		X		X	
Dilution Factor		X		X	
Moisture Content		X		X	
Tier III Validation					
System performance and column resolution		X		X	
Initial calibration %RSDs		X		X	
Continuing calibration RRFs		X		X	
Continuing calibration %Ds		X	X		
Instrument tune and performance check		X		X	
Ion abundance criteria for each instrument used		X		X	
Internal standard		X		X	
Compound identification and quantitation					
A. Reconstructed ion chromatograms		X		X	
B. Quantitation Reports		X		X	

VOCs: SW-846 8260C	Reported		Performance Acceptable		Not Required
	No	Yes	No	Yes	
GAS CHROMATOGRAPHY/MASS SPECTROMETRY (GC/MS)					
C. RT of sample compounds within the established RT windows		X		X	
D. Transcription/calculation errors present		X		X	
E. Reporting limits adjusted to reflect sample dilutions		X		X	

Notes:

%RSD Percent Relative standard deviation
%R Percent recovery
%D Percent difference
RPD Relative percent difference
RT Retention time
RRF Relative response factor

POLYCHLORINATED BIPHENYL ANALYSES

1. Holding Times

The specified holding times for the following methods are presented in the following table.

Method	Matrix	Holding Time	Preservation
SW-846 8082A	Water	7 days from collection to extraction and 40 days from extraction to analysis	Cool to <6°C
	Soil	14 days from collection to extraction and 40 days from extraction to analysis	Cool to <6 °C

Note:
The holding times above are recommendations. PCBs are very stable in a variety of matrices, and holding times, under the conditions listed above, may be as long as a year per SW-846 8082A (February 2007).

All samples were analyzed within the specified holding time criteria.

2. Blank Contamination

QA blanks (i.e., method and rinse blanks) are prepared to identify contamination which may have been introduced into the samples during sample preparation or field activity. Method blanks measure laboratory contamination. Rinse blanks measure contamination of samples during field operations.

A BAL of five times the concentration of a detected Aroclor in an associated blank is calculated for QA blanks containing concentrations greater than the MDL. The BAL is compared to the associated sample results to determine if qualification of the sample results is appropriate.

Compounds were not detected above the MDL in the associated blanks; therefore, detected sample results were not associated with blank contamination and no qualification of the sample results was required.

3. Calibration

Satisfactory instrument calibration is established to ensure that the instrument is capable of producing acceptable quantitative data. An initial calibration demonstrates that the instrument is capable of acceptable performance at the beginning of an experimental sequence. The continuing calibration verifies that the instrument daily performance is satisfactory.

3.1 Initial Calibration

A maximum RSD of 20% is allowed or a correlation coefficient greater than 0.99. Multiple-point calibrations were performed for all Aroclors.

All Aroclors associated with the initial calibrations were within the specified control limits.

3.2 Continuing Calibration

All target compounds associated with the CCV standard must exhibit a %D less than the control limit (20%).

All Aroclors associated with continuing calibrations were within the specified control limits.

4. Surrogates/System Monitoring Compounds

All samples to be analyzed for organic compounds are spiked with surrogate compounds prior to sample preparation to evaluate overall laboratory performance and efficiency of the analytical technique. PCB analysis requires that the two PCB surrogate compounds exhibit recoveries within the laboratory-established acceptance limits.

All surrogate recoveries were within control limits.

5. Matrix Spike/Matrix Spike Duplicate Analysis

MS/MSD data are used to assess the precision and accuracy of the analytical method. The Aroclors used to perform the MS/MSD analysis must exhibit a percent recovery within the laboratory-established acceptance limits. The relative percent difference between the MS/MSD recoveries must exhibit an RPD within the laboratory-established acceptance limits.

Note: The MS/MSD recovery control limits do not apply for MS/MSD performed on sample locations where the Aroclor concentration detected in the parent sample exceeds the MS/MSD concentration by a factor of four or greater.

Sample locations associated with the MS/MSD exhibiting recoveries outside of the control limits are presented in the following table.

Sample Location	Compound	MS Recovery	MSD Recovery
SB-7 (0-1)	Aroclor 1260	>UL	>UL

The criteria used to evaluate the MS/MSD recoveries are presented in the following table. In the case of an MS/MSD deviation, the sample results are qualified as documented in the table below.

Control Limit	Sample Result	Qualification
> the upper control limit (UL)	Non-detect	No Action
	Detect	J
< the lower control limit (LL) but > 10%	Non-detect	UJ
	Detect	J
< 10%	Non-detect	R
	Detect	J
Parent sample concentration > four times the MS/MSD spiking solution concentration (D).	Detect	No Action
	Non-detect	

6. Laboratory Control Sample/Laboratory Control Sample Duplicate Analysis

The LCS/Laboratory Control Sample Duplicate (LCSD) analysis is used to assess the accuracy of the analytical method independent of matrix interferences. The compounds associated with the LCS/LCSD analysis must exhibit a percent recovery within the laboratory-established acceptance limits.

Sample locations associated with LCS/LCSD analysis exhibiting recoveries outside of the control limits presented in the following table.

Sample Locations	Compound	LCS Recovery	LCSD Recovery
RB-1 3518	Aroclor 1016	AC	>UL

Note:

AC Acceptable

The criteria used to evaluate the LCS/LCSD recoveries are presented in the following table. In the case of an LCS/LCSD deviation, the sample results are qualified as documented in the table below.

Control Limit	Sample Result	Qualification
> the upper control limit (UL)	Non-detect	No Action
	Detect	J
< the lower control limit (LL) but > 10%	Non-detect	UJ
	Detect	J
< 10%	Non-detect	R
	Detect	J

7. Field Duplicate Analysis

Field duplicate analysis is used to assess the overall precision of the field sampling procedures and analytical method. For soil matrices, a control limit of 50% is applied to the RPD between the parent sample and the field duplicate. In the instance when the parent and/or duplicate sample concentrations are less than or equal to 5 times the RL, a control limit of three times the RL is applied for soil matrices.

Results for duplicate samples are summarized in the following table.

Sample ID/ Duplicate ID	Compound	Sample Result	Duplicate Result	RPD
SB-8 (6-8)/ DUP-2 3518	All Aroclors	U	U	AC

Note:

AC Acceptable

No PCBs were detected in samples SB-8 (6-8) and DUP-2 3518; hence, RPD was not calculated and the results are considered to be in agreement.

8. Compound Identification

The retention times of all quantitated peaks must fall within the calculated retention time windows for both the primary and confirmation columns. When dual column analysis is performed the relative percent difference of detected sample results must be less than 25%.

Sample locations associated with RPD analysis exhibiting recoveries outside of the control limits are presented in the following table.

Sample Locations	Compound	RPD
SB-8 (0-1)	Aroclor 1260	25.9%
SB-8 (2-4)	Aroclor 1260	26.6%
SB-8 (4-6)	Aroclor 1260	27.8%

The criteria used to evaluate the RPD are presented in the following table. In the case of a RPD deviation, the sample results are qualified as documented in the table below.

Control Limit (%D)	Qualification
>40% to 70%	J
>70% to 100%	JN
>100% [1]	R
>100% to 200% (Interference detected)[2]	J or JN
>50% (PCB sample results less than the RL)	U

When the PCB sample results are less than the RL and the RPD greater than 50% the sample result are raised to the RL and reported as non-detect.

Note 1: If the pattern is confirmed sample results will be qualified as estimated (J). If pattern exhibits interference or if the PCB cannot be positively determined due to weathering the sample results will be qualified as tentative identification estimate (JN).

Note 2: If interference is detected in either column the sample results will be qualified as tentative identification estimate (JN).

9. System Performance and Overall Assessment

Overall system performance was acceptable. Other than for those deviations specifically mentioned in this review, the overall data quality is within the guidelines specified in the method.

DATA VALIDATION CHECKLIST FOR PCBs

PCBs: SW-846 8082A	Reported		Performance Acceptable		Not Required
	No	Yes	No	Yes	
GAS CHROMATOGRAPHY (GC/ECD)					
Tier II Validation					
Holding times		X		X	
Reporting limits (units)		X		X	
Blanks					
A. Method blanks		X		X	
B. Equipment blanks		X		X	
Laboratory Control Sample (LCS) %R		X		X	
Laboratory Control Sample Duplicate (LCSD) %R		X	X		
LCS/LCSD Precision (RPD)		X		X	
Matrix Spike (MS) %R		X	X		
Matrix Spike Duplicate (MSD) %R		X	X		
MS/MSD Precision (RPD)		X		X	
Field/Lab Duplicate (RPD)		X		X	
Surrogate Spike Recoveries		X		X	
Column (RPD) (If dual column is performed-not confirmation purposes only)		X	X		
Dilution Factor		X		X	
Moisture Content		X		X	
Tier III Validation					
Initial calibration %RSDs		X		X	
Continuing calibration %Ds		X		X	
System performance and column resolution		X		X	
Compound identification and quantitation					
A. Quantitation Reports		X		X	
B. RT of sample compounds within the established RT windows		X		X	
C. Pattern identification		X		X	
D. Transcription/calculation errors present		X		X	
E. Reporting limits adjusted to reflect sample dilutions		X		X	

Notes:

%RSD Percent Relative standard deviation
%R Percent recovery
%D Percent difference
RPD Relative percent difference
RT Retention time

SAMPLE COMPLIANCE REPORT

SAMPLE COMPLIANCE REPORT

Sample Delivery Group (SDG)	Sampling Date	Protocol	Sample ID	Matrix	Compliancy[1]		Noncompliance
					VOC	PCB	
480-132201-1	3/5/2018	SW846	SB-7 (6-8)	Soil	No	--	VOC – Blank contamination
	3/5/2018	SW846	SB-8 (0-1)	Soil	Yes	--	
	3/5/2018	SW846	SB-8 (1-2)	Soil	No	--	VOC – Blank contamination
	3/5/2018	SW846	SB-8 (6-8)	Soil	No	--	VOC – Blank contamination
	3/5/2018	SW846	DUP-2 3518	Soil	No	--	VOC – Blank contamination
480-132201-2	3/5/2018	SW846	SB-7 (0-1)	Soil	--	No	PCB – MS/MSD %R
	3/5/2018	SW846	SB-7 (1-2)	Soil	--	Yes	
	3/5/2018	SW846	SB-7 (2-4)	Soil	--	Yes	
	3/5/2018	SW846	SB-7 (4-6)	Soil	--	Yes	
	3/5/2018	SW846	SB-7 (6-8)	Soil	--	Yes	
	3/5/2018	SW846	SB-7 (8-10)	Soil	--	Yes	
	3/5/2018	SW846	SB-7 (10-12)	Soil	--	Yes	
	3/5/2018	SW846	SB-8 (0-1)	Soil	--	No	PCB – Column %D
	3/5/2018	SW846	SB-8 (1-2)	Soil	--	Yes	
	3/5/2018	SW846	SB-8 (2-4)	Soil	--	No	PCB – Column %D
	3/5/2018	SW846	SB-8 (4-6)	Soil	--	No	PCB – Column %D
	3/5/2018	SW846	SB-8 (6-8)	Soil	--	Yes	
	3/5/2018	SW846	SB-8 (8-10)	Soil	--	Yes	
	3/5/2018	SW846	SB-8 (10-12)	Soil	--	Yes	
	3/5/2018	SW846	DUP-2 3518	Soil	--	Yes	

Sample Delivery Group (SDG)	Sampling Date	Protocol	Sample ID	Matrix	Compliancy[1]		Noncompliance
					VOC	PCB	
	3/5/2018	SW846	RB-1 3518	Water	--	Yes	
	3/5/2018	SW846	TB-1 3518	Water	--	Yes	
480-132201-3	3/5/2018	SW846	SB-7 (0-1)	Soil	No	--	VOC – Blank contamination, CCV %D
	3/5/2018	SW846	SB-7 (1-2)	Soil	No	--	VOC – Blank contamination
	3/5/2018	SW846	SB-7 (2-4)	Soil	No	--	VOC – Blank contamination
	3/5/2018	SW846	SB-7 (4-6)	Soil	No	--	VOC – Blank contamination

Note:

1 Samples which are compliant with no added validation qualifiers are listed as "yes". Samples which are non-compliant or which have added qualifiers are listed as "no". A "no" designation does not necessarily indicate that the data have been rejected or are otherwise unusable.

VALIDATION PERFORMED BY: Andrew Korycinski

SIGNATURE:

DATE: April 16, 2018

PEER REVIEW: Dennis Capria

DATE: April 23, 2018

CHAIN OF CUSTODY

CORRECTED SAMPLE ANALYSIS DATA SHEETS

ARCADIS Design & Consultancy for natural and built assets

ID#:

CHAIN OF CUSTODY LABORATORY ANALYSIS REQUEST FORM

Page 1 of 2

Lab Work Order # 48

480-132201 COC

Send Results to:

Contact & Company Name: David Cornell Arcadis	Telephone: (315) 671-9379
Address: 110 W. Fayette Street, Suite 300	Fax:
City State Zip: Syracuse, NY 13202	E-mail Address: David.Cornell@arcadis.com
Project Name/Location (City, State): GE-Tonawanda, NY	Project #: APO131O3.1000
Sampler's Printed Name: Joshua Miller	Sampler's Signature:

Preservative	E	FGE	E	EFG	B		
Filtered (✓)							
# of Containers	1	4	1	4	3		
Container Information	7	1,9	7	1,9	1		

Keys

Preservation Key:	Container Information Key:
A. H2SO4	1. 40 mL Vial
B. HCL	2. 1 L Amber
C. HNO3	3. 250 mL Plastic
D.NaOH	4. 500 mL Plastic
E. None	5. Encore
F. MeOH	6. 2 oz. Glass
G. DI	7. 4 oz. Glass
H.	8. 8 oz. Glass
	9. 125 mL Plastic
	10. 4 oz. Amber

Matrix Key:

SO- Soil	SE- Sediment	NL- NAPL/Oil
W- Water	SL- Sludge	SW- Sample Wipe
T- Tissue	A- Air	

PARAMETER ANALYSIS & METHOD

Sample ID	Collection Date	Collection Time	Type Comp	Type Grab	Matrix	8082A PCBs	8260C VOCs 5 Day TAT*	8082 PCBs Archive*	8260C VOCs Archive*	8260C VOCs				REMARKS
SB-7 (0-1)	3/5/18	11:05	X		SO	X			X					
SB-7 (1-2)		11:15				X			X					
SB-7 (2-4)		11:30				X			X					
SB-7 (4-6)		11:40				X			X					
SB-7 (6-8)		12:10				X	X							
SB-7 (8-10)		12:20				X			X					
SB-7 (10-12)		12:30				X			X					
SB-8 (0-1)		13:45				X	X							
SB-8 (1-2)		13:55				X	X							
SB-8 (2-4)		14:15				X			X					
SB-8 (4-6)		14:30				X			X					
SB-8 (6-8)		14:45				X	X		X					
SB-8 (8-10)		15:00				X			X					
SB-8 (10-12)	↓	15:30	↓		↓	X			X					

Special Instructions/Comments:

☐ Special QA/QC Instructions (✓)

Laboratory Information and Receipt		Relinquished By	Received By	Relinquished By	Laboratory Received By
Lab Name: Test America	Cooler Custody Seal (✓)	Printed Name: Joshua Miller	Printed Name: Matthew Kroening	Printed Name: Matthew Kroening	Printed Name:
☑ Cooler packed with ice (✓)	☐ Intact ☐ Not Intact	Signature:	Signature:	Signature:	Signature:
Specify Turnaround Requirements: Standard	Sample Receipt:	Firm: Arcadis	Firm: Arcadis	Firm: Arcadis	Firm: TAS
Shipping Tracking #:	Condition/Cooler Temp:	Date/Time: 3/5/18 16:20	Date/Time: 3-5-18 1701	Date/Time: 3-5-18 1730	Date/Time: 3/5/18 1730

ID # 85704.1

Page 1of 1

ARCADIS Design & Consultancy for natural and built assets

ID#:

CHAIN OF CUSTODY LABORATORY ANALYSIS REQUEST FORM

Lab Work Order # **48017567**

Send Results to:

Contact & Company Name: David Cornell Arcadis	Telephone: (315) 671-9379
Address: 110 W. Fayette Street, Suite 300	Fax:
City State Zip: Syracuse, NY 13202	E-mail Address: David.Cornell@arcadis.com
Project Name/Location (City, State): GE-Tonawanda, NY	Project #: APO131O3.1000
Sampler's Printed Name: Joshua Miller	Sampler's Signature: [signature]

Preservative	E	FGE	E	EFG	B	None	None
Filtered (✓)							
# of Containers	1	4	1	4	3	2	3
Container Information	7	1,9	7	1,9	1	250mL 4 mers	1

Keys

Preservation Key:	Container Information Key:
A. H2SO4	1. 40 mL Vial
B. HCL	2. 1 L Amber
C. HNO3	3. 250 mL Plastic
D.NaOH	4. 500 mL Plastic
E. None	5. Encore
F. MeOH	6. 2 oz. Glass
G. DI	7. 4 oz. Glass
H.	8. 8 oz. Glass
	9. 125 mL Plastic
	10. 4 oz. Amber

Matrix Key:

SO- Soil	SE- Sediment	NL- NAPL/Oil
W- Water	SL- Sludge	SW- Sample Wipe
T- Tissue	A- Air	

PARAMETER ANALYSIS & METHOD

Sample ID	Collection Date	Collection Time	Type Comp	Type Grab	Matrix	8082A PCBs	8260C VOCs 5 Day TAT*	8082 PCBs Archive*	8260C VOCs Archive*	8260C VOCs	8082A PCBs	8260C VOCs	REMARKS
DUP-23518	3/5/18	NA	X		SO	X	X						
RB-13518		16:00			W						X	X	
TB-13518		14:00								X			

[signature]

Special Instructions/Comments:

☐Special QA/QC Instructions (✓)

Laboratory Information and Receipt		Relinquished By	Received By	Relinquished By	Laboratory Received By
Lab Name: Test America	Cooler Custody Seal (✓)	Printed Name: Joshua Miller	Printed Name: Matthew Kroening	Printed Name: Matthew Kroening	Printed Name: KEN KINEGUI
☑ Cooler packed with ice (✓)	☐ Intact ☐ Not Intact	Signature: [signature]	Signature: [signature]	Signature: [signature]	Signature: [signature]
Specify Turnaround Requirements: Standard	Sample Receipt:	Firm: Arcadis	Firm: Arcadis	Firm: Arcadis	Firm: TDB
Shipping Tracking #:	Condition/Cooler Temp:	Date/Time: 3/5/18 / 16:26	Date/Time: 3/5/18 1701	Date/Time: 3-5-18 1730	Date/Time: 3/5/18 1730

ID # 85704.1

Client Sample ID: SB-7 (6-8)

Date Collected: 03/05/18 12:10
Date Received: 03/06/18 17:30

Lab Sample ID: 480-132201-5

Matrix: Solid
Percent Solids: 87.6

Method: 8260C - Volatile Organic Compounds by GC/MS

Analyte	Result	Qualifier	RL	MDL	Unit	D	Prepared	Analyzed	Dil Fac
1,1,1-Trichloroethane	ND		3.6	0.26	ug/Kg	☼	03/06/18 16:00	03/07/18 12:19	1
1,1,2,2-Tetrachloroethane	ND		3.6	0.59	ug/Kg	☼	03/06/18 16:00	03/07/18 12:19	1
1,1,2-Trichloro-1,2,2-trifluoroethane	ND		3.6	0.83	ug/Kg	☼	03/06/18 16:00	03/07/18 12:19	1
1,1,2-Trichloroethane	ND		3.6	0.47	ug/Kg	☼	03/06/18 16:00	03/07/18 12:19	1
1,1-Dichloroethane	ND		3.6	0.44	ug/Kg	☼	03/06/18 16:00	03/07/18 12:19	1
1,1-Dichloroethene	ND		3.6	0.44	ug/Kg	☼	03/06/18 16:00	03/07/18 12:19	1
1,2,4-Trichlorobenzene	ND		3.6	0.22	ug/Kg	☼	03/06/18 16:00	03/07/18 12:19	1
1,2-Dibromo-3-Chloropropane	ND		3.6	1.8	ug/Kg	☼	03/06/18 16:00	03/07/18 12:19	1
1,2-Dibromoethane	ND		3.6	0.47	ug/Kg	☼	03/06/18 16:00	03/07/18 12:19	1
1,2-Dichlorobenzene	ND		3.6	0.28	ug/Kg	☼	03/06/18 16:00	03/07/18 12:19	1
1,2-Dichloroethane	ND		3.6	0.18	ug/Kg	☼	03/06/18 16:00	03/07/18 12:19	1
1,2-Dichloropropane	ND		3.6	1.8	ug/Kg	☼	03/06/18 16:00	03/07/18 12:19	1
1,3-Dichlorobenzene	**1.6**	**J**	3.6	0.19	ug/Kg	☼	03/06/18 16:00	03/07/18 12:19	1
1,4-Dichlorobenzene	**0.83**	**J**	3.6	0.51	ug/Kg	☼	03/06/18 16:00	03/07/18 12:19	1
2-Butanone (MEK)	ND		18	1.3	ug/Kg	☼	03/06/18 16:00	03/07/18 12:19	1
2-Hexanone	ND		18	1.8	ug/Kg	☼	03/06/18 16:00	03/07/18 12:19	1
4-Methyl-2-pentanone (MIBK)	ND		18	1.2	ug/Kg	☼	03/06/18 16:00	03/07/18 12:19	1
Acetone	18 UB ~~11~~	~~J~~	18	3.1	ug/Kg	☼	03/06/18 16:00	03/07/18 12:19	1
Benzene	ND		3.6	0.18	ug/Kg	☼	03/06/18 16:00	03/07/18 12:19	1
Bromodichloromethane	ND		3.6	0.49	ug/Kg	☼	03/06/18 16:00	03/07/18 12:19	1
Bromoform	ND		3.6	1.8	ug/Kg	☼	03/06/18 16:00	03/07/18 12:19	1
Bromomethane	ND		3.6	0.33	ug/Kg	☼	03/06/18 16:00	03/07/18 12:19	1
Carbon disulfide	ND		3.6	1.8	ug/Kg	☼	03/06/18 16:00	03/07/18 12:19	1
Carbon tetrachloride	ND		3.6	0.35	ug/Kg	☼	03/06/18 16:00	03/07/18 12:19	1
Chlorobenzene	ND		3.6	0.48	ug/Kg	☼	03/06/18 16:00	03/07/18 12:19	1
Chloroethane	ND		3.6	0.82	ug/Kg	☼	03/06/18 16:00	03/07/18 12:19	1
Chloroform	ND		3.6	0.22	ug/Kg	☼	03/06/18 16:00	03/07/18 12:19	1
Chloromethane	ND		3.6	0.22	ug/Kg	☼	03/06/18 16:00	03/07/18 12:19	1
cis-1,2-Dichloroethene	ND		3.6	0.46	ug/Kg	☼	03/06/18 16:00	03/07/18 12:19	1
cis-1,3-Dichloropropene	ND		3.6	0.52	ug/Kg	☼	03/06/18 16:00	03/07/18 12:19	1
Cyclohexane	ND		3.6	0.51	ug/Kg	☼	03/06/18 16:00	03/07/18 12:19	1
Dibromochloromethane	ND		3.6	0.46	ug/Kg	☼	03/06/18 16:00	03/07/18 12:19	1
Dichlorodifluoromethane	ND		3.6	0.30	ug/Kg	☼	03/06/18 16:00	03/07/18 12:19	1
Ethylbenzene	ND		3.6	0.25	ug/Kg	☼	03/06/18 16:00	03/07/18 12:19	1
Isopropylbenzene	ND		3.6	0.55	ug/Kg	☼	03/06/18 16:00	03/07/18 12:19	1
Methyl acetate	ND		18	2.2	ug/Kg	☼	03/06/18 16:00	03/07/18 12:19	1
Methyl tert-butyl ether	ND		3.6	0.36	ug/Kg	☼	03/06/18 16:00	03/07/18 12:19	1
Methylcyclohexane	ND		3.6	0.55	ug/Kg	☼	03/06/18 16:00	03/07/18 12:19	1
Methylene Chloride	ND		3.6	1.7	ug/Kg	☼	03/06/18 16:00	03/07/18 12:19	1
Styrene	ND		3.6	0.18	ug/Kg	☼	03/06/18 16:00	03/07/18 12:19	1
Tetrachloroethene	ND		3.6	0.49	ug/Kg	☼	03/06/18 16:00	03/07/18 12:19	1
Toluene	ND		3.6	0.27	ug/Kg	☼	03/06/18 16:00	03/07/18 12:19	1
trans-1,2-Dichloroethene	ND		3.6	0.37	ug/Kg	☼	03/06/18 16:00	03/07/18 12:19	1
trans-1,3-Dichloropropene	ND		3.6	1.6	ug/Kg	☼	03/06/18 16:00	03/07/18 12:19	1
Trichloroethene	ND		3.6	0.80	ug/Kg	☼	03/06/18 16:00	03/07/18 12:19	1
Trichlorofluoromethane	ND		3.6	0.34	ug/Kg	☼	03/06/18 16:00	03/07/18 12:19	1
Vinyl chloride	ND		3.6	0.44	ug/Kg	☼	03/06/18 16:00	03/07/18 12:19	1
Xylenes, Total	ND		7.3	0.61	ug/Kg	☼	03/06/18 16:00	03/07/18 12:19	1

Client Sample ID: SB-7 (6-8)

Lab Sample ID: 480-132201-5

Date Collected: 03/05/18 12:10
Matrix: Solid
Date Received: 03/06/18 17:30
Percent Solids: 87.6

Surrogate	*%Recovery*	*Qualifier*	*Limits*	*Prepared*	*Analyzed*	*Dil Fac*
1,2-Dichloroethane-d4 (Surr)	*116*		*64 - 126*	*03/06/18 16:00*	*03/07/18 12:19*	*1*
4-Bromofluorobenzene (Surr)	*98*		*72 - 126*	*03/06/18 16:00*	*03/07/18 12:19*	*1*
Dibromofluoromethane (Surr)	*110*		*60 - 140*	*03/06/18 16:00*	*03/07/18 12:19*	*1*
Toluene-d8 (Surr)	*99*		*71 - 125*	*03/06/18 16:00*	*03/07/18 12:19*	*1*

Client Sample ID: SB-8 (0-1)

Lab Sample ID: 480-132201-8

Date Collected: 03/05/18 13:45
Matrix: Solid
Date Received: 03/06/18 17:30
Percent Solids: 81.4

Method: 8260C - Volatile Organic Compounds by GC/MS

Analyte	Result	Qualifier	RL	MDL	Unit	D	Prepared	Analyzed	Dil Fac
1,1,1-Trichloroethane	ND		5.0	0.36	ug/Kg	☼	03/06/18 16:00	03/07/18 12:44	1
1,1,2,2-Tetrachloroethane	ND		5.0	0.81	ug/Kg	☼	03/06/18 16:00	03/07/18 12:44	1
1,1,2-Trichloro-1,2,2-trifluoroethane	ND		5.0	1.1	ug/Kg	☼	03/06/18 16:00	03/07/18 12:44	1
1,1,2-Trichloroethane	ND		5.0	0.65	ug/Kg	☼	03/06/18 16:00	03/07/18 12:44	1
1,1-Dichloroethane	ND		5.0	0.61	ug/Kg	☼	03/06/18 16:00	03/07/18 12:44	1
1,1-Dichloroethene	ND		5.0	0.61	ug/Kg	☼	03/06/18 16:00	03/07/18 12:44	1
1,2,4-Trichlorobenzene	**98**		5.0	0.31	ug/Kg	☼	03/06/18 16:00	03/07/18 12:44	1
1,2-Dibromo-3-Chloropropane	ND		5.0	2.5	ug/Kg	☼	03/06/18 16:00	03/07/18 12:44	1
1,2-Dibromoethane	ND		5.0	0.65	ug/Kg	☼	03/06/18 16:00	03/07/18 12:44	1
1,2-Dichlorobenzene	ND		5.0	0.39	ug/Kg	☼	03/06/18 16:00	03/07/18 12:44	1
1,2-Dichloroethane	ND		5.0	0.25	ug/Kg	☼	03/06/18 16:00	03/07/18 12:44	1
1,2-Dichloropropane	ND		5.0	2.5	ug/Kg	☼	03/06/18 16:00	03/07/18 12:44	1
1,3-Dichlorobenzene	**2.1**	**J**	5.0	0.26	ug/Kg	☼	03/06/18 16:00	03/07/18 12:44	1
1,4-Dichlorobenzene	**0.93**	**J**	5.0	0.70	ug/Kg	☼	03/06/18 16:00	03/07/18 12:44	1
2-Butanone (MEK)	ND		25	1.8	ug/Kg	☼	03/06/18 16:00	03/07/18 12:44	1
2-Hexanone	ND		25	2.5	ug/Kg	☼	03/06/18 16:00	03/07/18 12:44	1
4-Methyl-2-pentanone (MIBK)	ND		25	1.6	ug/Kg	☼	03/06/18 16:00	03/07/18 12:44	1
Acetone	**55**		25	4.2	ug/Kg	☼	03/06/18 16:00	03/07/18 12:44	1
Benzene	ND		5.0	0.25	ug/Kg	☼	03/06/18 16:00	03/07/18 12:44	1
Bromodichloromethane	ND		5.0	0.67	ug/Kg	☼	03/06/18 16:00	03/07/18 12:44	1
Bromoform	ND		5.0	2.5	ug/Kg	☼	03/06/18 16:00	03/07/18 12:44	1
Bromomethane	ND		5.0	0.45	ug/Kg	☼	03/06/18 16:00	03/07/18 12:44	1
Carbon disulfide	ND		5.0	2.5	ug/Kg	☼	03/06/18 16:00	03/07/18 12:44	1
Carbon tetrachloride	ND		5.0	0.49	ug/Kg	☼	03/06/18 16:00	03/07/18 12:44	1
Chlorobenzene	ND		5.0	0.66	ug/Kg	☼	03/06/18 16:00	03/07/18 12:44	1
Chloroethane	ND		5.0	1.1	ug/Kg	☼	03/06/18 16:00	03/07/18 12:44	1
Chloroform	ND		5.0	0.31	ug/Kg	☼	03/06/18 16:00	03/07/18 12:44	1
Chloromethane	ND		5.0	0.30	ug/Kg	☼	03/06/18 16:00	03/07/18 12:44	1
cis-1,2-Dichloroethene	ND		5.0	0.64	ug/Kg	☼	03/06/18 16:00	03/07/18 12:44	1
cis-1,3-Dichloropropene	ND		5.0	0.72	ug/Kg	☼	03/06/18 16:00	03/07/18 12:44	1
Cyclohexane	ND		5.0	0.70	ug/Kg	☼	03/06/18 16:00	03/07/18 12:44	1
Dibromochloromethane	ND		5.0	0.64	ug/Kg	☼	03/06/18 16:00	03/07/18 12:44	1
Dichlorodifluoromethane	ND		5.0	0.41	ug/Kg	☼	03/06/18 16:00	03/07/18 12:44	1
Ethylbenzene	ND		5.0	0.35	ug/Kg	☼	03/06/18 16:00	03/07/18 12:44	1
Isopropylbenzene	ND		5.0	0.76	ug/Kg	☼	03/06/18 16:00	03/07/18 12:44	1
Methyl acetate	ND		25	3.0	ug/Kg	☼	03/06/18 16:00	03/07/18 12:44	1
Methyl tert-butyl ether	ND		5.0	0.49	ug/Kg	☼	03/06/18 16:00	03/07/18 12:44	1
Methylcyclohexane	**2.1**	**J**	5.0	0.76	ug/Kg	☼	03/06/18 16:00	03/07/18 12:44	1
Methylene Chloride	ND		5.0	2.3	ug/Kg	☼	03/06/18 16:00	03/07/18 12:44	1

Client Sample ID: SB-8 (0-1)

Lab Sample ID: 480-132201-8

Date Collected: 03/05/18 13:45
Matrix: Solid
Date Received: 03/06/18 17:30
Percent Solids: 81.4

Method: 8260C - Volatile Organic Compounds by GC/MS (Continued)

Analyte	Result	Qualifier	RL	MDL	Unit	D	Prepared	Analyzed	Dil Fac
Styrene	ND		5.0	0.25	ug/Kg	☼	03/06/18 16:00	03/07/18 12:44	1
Tetrachloroethene	ND		5.0	0.67	ug/Kg	☼	03/06/18 16:00	03/07/18 12:44	1
Toluene	**0.42**	**J**	5.0	0.38	ug/Kg	☼	03/06/18 16:00	03/07/18 12:44	1
trans-1,2-Dichloroethene	ND		5.0	0.52	ug/Kg	☼	03/06/18 16:00	03/07/18 12:44	1
trans-1,3-Dichloropropene	ND		5.0	2.2	ug/Kg	☼	03/06/18 16:00	03/07/18 12:44	1
Trichloroethene	ND		5.0	1.1	ug/Kg	☼	03/06/18 16:00	03/07/18 12:44	1
Trichlorofluoromethane	ND		5.0	0.48	ug/Kg	☼	03/06/18 16:00	03/07/18 12:44	1
Vinyl chloride	ND		5.0	0.61	ug/Kg	☼	03/06/18 16:00	03/07/18 12:44	1
Xylenes, Total	ND		10	0.84	ug/Kg	☼	03/06/18 16:00	03/07/18 12:44	1

Surrogate	*%Recovery*	*Qualifier*	*Limits*	*Prepared*	*Analyzed*	*Dil Fac*
1,2-Dichloroethane-d4 (Surr)	*113*		*64 - 126*	*03/06/18 16:00*	*03/07/18 12:44*	*1*
4-Bromofluorobenzene (Surr)	*94*		*72 - 126*	*03/06/18 16:00*	*03/07/18 12:44*	*1*
Dibromofluoromethane (Surr)	*109*		*60 - 140*	*03/06/18 16:00*	*03/07/18 12:44*	*1*
Toluene-d8 (Surr)	*101*		*71 - 125*	*03/06/18 16:00*	*03/07/18 12:44*	*1*

Client Sample ID: SB-8 (1-2)

Lab Sample ID: 480-132201-9

Date Collected: 03/05/18 13:55
Matrix: Solid
Date Received: 03/06/18 17:30
Percent Solids: 80.4

Method: 8260C - Volatile Organic Compounds by GC/MS

Analyte	Result	Qualifier	RL	MDL	Unit	D	Prepared	Analyzed	Dil Fac
1,1,1-Trichloroethane	ND		3.5	0.25	ug/Kg	☼	03/06/18 16:00	03/07/18 13:09	1
1,1,2,2-Tetrachloroethane	ND		3.5	0.56	ug/Kg	☼	03/06/18 16:00	03/07/18 13:09	1
1,1,2-Trichloro-1,2,2-trifluoroethane	ND		3.5	0.79	ug/Kg	☼	03/06/18 16:00	03/07/18 13:09	1
1,1,2-Trichloroethane	ND		3.5	0.45	ug/Kg	☼	03/06/18 16:00	03/07/18 13:09	1
1,1-Dichloroethane	ND		3.5	0.42	ug/Kg	☼	03/06/18 16:00	03/07/18 13:09	1
1,1-Dichloroethene	ND		3.5	0.42	ug/Kg	☼	03/06/18 16:00	03/07/18 13:09	1
1,2,4-Trichlorobenzene	**32**		3.5	0.21	ug/Kg	☼	03/06/18 16:00	03/07/18 13:09	1
1,2-Dibromo-3-Chloropropane	ND		3.5	1.7	ug/Kg	☼	03/06/18 16:00	03/07/18 13:09	1
1,2-Dibromoethane	ND		3.5	0.44	ug/Kg	☼	03/06/18 16:00	03/07/18 13:09	1
1,2-Dichlorobenzene	ND		3.5	0.27	ug/Kg	☼	03/06/18 16:00	03/07/18 13:09	1
1,2-Dichloroethane	ND		3.5	0.17	ug/Kg	☼	03/06/18 16:00	03/07/18 13:09	1
1,2-Dichloropropane	ND		3.5	1.7	ug/Kg	☼	03/06/18 16:00	03/07/18 13:09	1
1,3-Dichlorobenzene	**0.93**	**J**	3.5	0.18	ug/Kg	☼	03/06/18 16:00	03/07/18 13:09	1
1,4-Dichlorobenzene	ND		3.5	0.48	ug/Kg	☼	03/06/18 16:00	03/07/18 13:09	1
2-Butanone (MEK)	ND		17	1.3	ug/Kg	☼	03/06/18 16:00	03/07/18 13:09	1
2-Hexanone	ND		17	1.7	ug/Kg	☼	03/06/18 16:00	03/07/18 13:09	1
4-Methyl-2-pentanone (MIBK)	ND		17	1.1	ug/Kg	☼	03/06/18 16:00	03/07/18 13:09	1
Acetone	**33**	UB	17	2.9	ug/Kg	☼	03/06/18 16:00	03/07/18 13:09	1
Benzene	ND		3.5	0.17	ug/Kg	☼	03/06/18 16:00	03/07/18 13:09	1
Bromodichloromethane	ND		3.5	0.46	ug/Kg	☼	03/06/18 16:00	03/07/18 13:09	1
Bromoform	ND		3.5	1.7	ug/Kg	☼	03/06/18 16:00	03/07/18 13:09	1
Bromomethane	ND		3.5	0.31	ug/Kg	☼	03/06/18 16:00	03/07/18 13:09	1
Carbon disulfide	ND		3.5	1.7	ug/Kg	☼	03/06/18 16:00	03/07/18 13:09	1
Carbon tetrachloride	ND		3.5	0.33	ug/Kg	☼	03/06/18 16:00	03/07/18 13:09	1
Chlorobenzene	ND		3.5	0.46	ug/Kg	☼	03/06/18 16:00	03/07/18 13:09	1
Chloroethane	ND		3.5	0.78	ug/Kg	☼	03/06/18 16:00	03/07/18 13:09	1
Chloroform	ND		3.5	0.21	ug/Kg	☼	03/06/18 16:00	03/07/18 13:09	1
Chloromethane	ND		3.5	0.21	ug/Kg	☼	03/06/18 16:00	03/07/18 13:09	1

Client Sample ID: SB-8 (1-2)

Lab Sample ID: 480-132201-9

Date Collected: 03/05/18 13:55
Matrix: Solid
Date Received: 03/06/18 17:30
Percent Solids: 80.4

Method: 8260C - Volatile Organic Compounds by GC/MS (Continued)

Analyte	Result	Qualifier	RL	MDL	Unit	D	Prepared	Analyzed	Dil Fac
cis-1,2-Dichloroethene	ND		3.5	0.44	ug/Kg	☼	03/06/18 16:00	03/07/18 13:09	1
cis-1,3-Dichloropropene	ND		3.5	0.50	ug/Kg	☼	03/06/18 16:00	03/07/18 13:09	1
Cyclohexane	ND		3.5	0.48	ug/Kg	☼	03/06/18 16:00	03/07/18 13:09	1
Dibromochloromethane	ND		3.5	0.44	ug/Kg	☼	03/06/18 16:00	03/07/18 13:09	1
Dichlorodifluoromethane	ND		3.5	0.29	ug/Kg	☼	03/06/18 16:00	03/07/18 13:09	1
Ethylbenzene	ND		3.5	0.24	ug/Kg	☼	03/06/18 16:00	03/07/18 13:09	1
Isopropylbenzene	ND		3.5	0.52	ug/Kg	☼	03/06/18 16:00	03/07/18 13:09	1
Methyl acetate	ND		17	2.1	ug/Kg	☼	03/06/18 16:00	03/07/18 13:09	1
Methyl tert-butyl ether	ND		3.5	0.34	ug/Kg	☼	03/06/18 16:00	03/07/18 13:09	1
Methylcyclohexane	**1.4**	**J**	3.5	0.53	ug/Kg	☼	03/06/18 16:00	03/07/18 13:09	1
Methylene Chloride	ND		3.5	1.6	ug/Kg	☼	03/06/18 16:00	03/07/18 13:09	1
Styrene	ND		3.5	0.17	ug/Kg	☼	03/06/18 16:00	03/07/18 13:09	1
Tetrachloroethene	ND		3.5	0.46	ug/Kg	☼	03/06/18 16:00	03/07/18 13:09	1
Toluene	ND		3.5	0.26	ug/Kg	☼	03/06/18 16:00	03/07/18 13:09	1
trans-1,2-Dichloroethene	ND		3.5	0.36	ug/Kg	☼	03/06/18 16:00	03/07/18 13:09	1
trans-1,3-Dichloropropene	ND		3.5	1.5	ug/Kg	☼	03/06/18 16:00	03/07/18 13:09	1
Trichloroethene	ND		3.5	0.76	ug/Kg	☼	03/06/18 16:00	03/07/18 13:09	1
Trichlorofluoromethane	ND		3.5	0.33	ug/Kg	☼	03/06/18 16:00	03/07/18 13:09	1
Vinyl chloride	ND		3.5	0.42	ug/Kg	☼	03/06/18 16:00	03/07/18 13:09	1
Xylenes, Total	ND		6.9	0.58	ug/Kg	☼	03/06/18 16:00	03/07/18 13:09	1

Surrogate	*%Recovery*	*Qualifier*	*Limits*	*Prepared*	*Analyzed*	*Dil Fac*
1,2-Dichloroethane-d4 (Surr)	*117*		*64 - 126*	*03/06/18 16:00*	*03/07/18 13:09*	*1*
4-Bromofluorobenzene (Surr)	*97*		*72 - 126*	*03/06/18 16:00*	*03/07/18 13:09*	*1*
Dibromofluoromethane (Surr)	*109*		*60 - 140*	*03/06/18 16:00*	*03/07/18 13:09*	*1*
Toluene-d8 (Surr)	*96*		*71 - 125*	*03/06/18 16:00*	*03/07/18 13:09*	*1*

Client Sample ID: SB-8 (6-8)

Lab Sample ID: 480-132201-12

Date Collected: 03/05/18 14:45
Matrix: Solid
Date Received: 03/06/18 17:30
Percent Solids: 86.5

Method: 8260C - Volatile Organic Compounds by GC/MS

Analyte	Result	Qualifier	RL	MDL	Unit	D	Prepared	Analyzed	Dil Fac
1,1,1-Trichloroethane	ND		4.1	0.30	ug/Kg	☼	03/06/18 16:00	03/07/18 13:35	1
1,1,2,2-Tetrachloroethane	ND		4.1	0.66	ug/Kg	☼	03/06/18 16:00	03/07/18 13:35	1
1,1,2-Trichloro-1,2,2-trifluoroethane	ND		4.1	0.93	ug/Kg	☼	03/06/18 16:00	03/07/18 13:35	1
1,1,2-Trichloroethane	ND		4.1	0.53	ug/Kg	☼	03/06/18 16:00	03/07/18 13:35	1
1,1-Dichloroethane	ND		4.1	0.50	ug/Kg	☼	03/06/18 16:00	03/07/18 13:35	1
1,1-Dichloroethene	ND		4.1	0.50	ug/Kg	☼	03/06/18 16:00	03/07/18 13:35	1
1,2,4-Trichlorobenzene	**1.4**	**J**	4.1	0.25	ug/Kg	☼	03/06/18 16:00	03/07/18 13:35	1
1,2-Dibromo-3-Chloropropane	ND		4.1	2.0	ug/Kg	☼	03/06/18 16:00	03/07/18 13:35	1
1,2-Dibromoethane	ND		4.1	0.53	ug/Kg	☼	03/06/18 16:00	03/07/18 13:35	1
1,2-Dichlorobenzene	ND		4.1	0.32	ug/Kg	☼	03/06/18 16:00	03/07/18 13:35	1
1,2-Dichloroethane	ND		4.1	0.21	ug/Kg	☼	03/06/18 16:00	03/07/18 13:35	1
1,2-Dichloropropane	ND		4.1	2.0	ug/Kg	☼	03/06/18 16:00	03/07/18 13:35	1
1,3-Dichlorobenzene	**3.1**	**J**	4.1	0.21	ug/Kg	☼	03/06/18 16:00	03/07/18 13:35	1
1,4-Dichlorobenzene	**2.7**	**J**	4.1	0.57	ug/Kg	☼	03/06/18 16:00	03/07/18 13:35	1
2-Butanone (MEK)	ND		20	1.5	ug/Kg	☼	03/06/18 16:00	03/07/18 13:35	1
2-Hexanone	ND		20	2.0	ug/Kg	☼	03/06/18 16:00	03/07/18 13:35	1
4-Methyl-2-pentanone (MIBK)	ND		20	1.3	ug/Kg	☼	03/06/18 16:00	03/07/18 13:35	1

Client Sample ID: SB-8 (6-8)

Lab Sample ID: 480-132201-12

Date Collected: 03/05/18 14:45
Matrix: Solid
Date Received: 03/06/18 17:30
Percent Solids: 86.5

Method: 8260C - Volatile Organic Compounds by GC/MS (Continued)

Analyte	Result	Qualifier	RL	MDL	Unit	D	Prepared	Analyzed	Dil Fac
Acetone	20 UB ~~9.0 J~~		20	3.4	ug/Kg	☼	03/06/18 16:00	03/07/18 13:35	1
Benzene	ND		4.1	0.20	ug/Kg	☼	03/06/18 16:00	03/07/18 13:35	1
Bromodichloromethane	ND		4.1	0.55	ug/Kg	☼	03/06/18 16:00	03/07/18 13:35	1
Bromoform	ND		4.1	2.0	ug/Kg	☼	03/06/18 16:00	03/07/18 13:35	1
Bromomethane	ND		4.1	0.37	ug/Kg	☼	03/06/18 16:00	03/07/18 13:35	1
Carbon disulfide	ND		4.1	2.0	ug/Kg	☼	03/06/18 16:00	03/07/18 13:35	1
Carbon tetrachloride	ND		4.1	0.40	ug/Kg	☼	03/06/18 16:00	03/07/18 13:35	1
Chlorobenzene	ND		4.1	0.54	ug/Kg	☼	03/06/18 16:00	03/07/18 13:35	1
Chloroethane	ND		4.1	0.92	ug/Kg	☼	03/06/18 16:00	03/07/18 13:35	1
Chloroform	ND		4.1	0.25	ug/Kg	☼	03/06/18 16:00	03/07/18 13:35	1
Chloromethane	ND		4.1	0.25	ug/Kg	☼	03/06/18 16:00	03/07/18 13:35	1
cis-1,2-Dichloroethene	ND		4.1	0.52	ug/Kg	☼	03/06/18 16:00	03/07/18 13:35	1
cis-1,3-Dichloropropene	ND		4.1	0.59	ug/Kg	☼	03/06/18 16:00	03/07/18 13:35	1
Cyclohexane	ND		4.1	0.57	ug/Kg	☼	03/06/18 16:00	03/07/18 13:35	1
Dibromochloromethane	ND		4.1	0.52	ug/Kg	☼	03/06/18 16:00	03/07/18 13:35	1
Dichlorodifluoromethane	ND		4.1	0.34	ug/Kg	☼	03/06/18 16:00	03/07/18 13:35	1
Ethylbenzene	ND		4.1	0.28	ug/Kg	☼	03/06/18 16:00	03/07/18 13:35	1
Isopropylbenzene	ND		4.1	0.62	ug/Kg	☼	03/06/18 16:00	03/07/18 13:35	1
Methyl acetate	ND		20	2.5	ug/Kg	☼	03/06/18 16:00	03/07/18 13:35	1
Methyl tert-butyl ether	ND		4.1	0.40	ug/Kg	☼	03/06/18 16:00	03/07/18 13:35	1
Methylcyclohexane	ND		4.1	0.62	ug/Kg	☼	03/06/18 16:00	03/07/18 13:35	1
Methylene Chloride	ND		4.1	1.9	ug/Kg	☼	03/06/18 16:00	03/07/18 13:35	1
Styrene	ND		4.1	0.20	ug/Kg	☼	03/06/18 16:00	03/07/18 13:35	1
Tetrachloroethene	ND		4.1	0.55	ug/Kg	☼	03/06/18 16:00	03/07/18 13:35	1
Toluene	ND		4.1	0.31	ug/Kg	☼	03/06/18 16:00	03/07/18 13:35	1
trans-1,2-Dichloroethene	ND		4.1	0.42	ug/Kg	☼	03/06/18 16:00	03/07/18 13:35	1
trans-1,3-Dichloropropene	ND		4.1	1.8	ug/Kg	☼	03/06/18 16:00	03/07/18 13:35	1
Trichloroethene	ND		4.1	0.90	ug/Kg	☼	03/06/18 16:00	03/07/18 13:35	1
Trichlorofluoromethane	ND		4.1	0.39	ug/Kg	☼	03/06/18 16:00	03/07/18 13:35	1
Vinyl chloride	ND		4.1	0.50	ug/Kg	☼	03/06/18 16:00	03/07/18 13:35	1
Xylenes, Total	ND		8.2	0.69	ug/Kg	☼	03/06/18 16:00	03/07/18 13:35	1

Surrogate	*%Recovery*	*Qualifier*	*Limits*	*Prepared*	*Analyzed*	*Dil Fac*
1,2-Dichloroethane-d4 (Surr)	*113*		*64 - 126*	*03/06/18 16:00*	*03/07/18 13:35*	*1*
4-Bromofluorobenzene (Surr)	*98*		*72 - 126*	*03/06/18 16:00*	*03/07/18 13:35*	*1*
Dibromofluoromethane (Surr)	*106*		*60 - 140*	*03/06/18 16:00*	*03/07/18 13:35*	*1*
Toluene-d8 (Surr)	*98*		*71 - 125*	*03/06/18 16:00*	*03/07/18 13:35*	*1*

Client Sample ID: DUP-2 3518

Lab Sample ID: 480-132201-15

Date Collected: 03/05/18 00:00
Matrix: Solid
Date Received: 03/06/18 17:30
Percent Solids: 86.8

Method: 8260C - Volatile Organic Compounds by GC/MS

Analyte	Result	Qualifier	RL	MDL	Unit	D	Prepared	Analyzed	Dil Fac
1,1,1-Trichloroethane	ND		3.7	0.27	ug/Kg	☼	03/06/18 16:00	03/07/18 14:00	1
1,1,2,2-Tetrachloroethane	ND		3.7	0.59	ug/Kg	☼	03/06/18 16:00	03/07/18 14:00	1
1,1,2-Trichloro-1,2,2-trifluoroethane	ND		3.7	0.84	ug/Kg	☼	03/06/18 16:00	03/07/18 14:00	1
1,1,2-Trichloroethane	ND		3.7	0.48	ug/Kg	☼	03/06/18 16:00	03/07/18 14:00	1
1,1-Dichloroethane	ND		3.7	0.45	ug/Kg	☼	03/06/18 16:00	03/07/18 14:00	1
1,1-Dichloroethene	ND		3.7	0.45	ug/Kg	☼	03/06/18 16:00	03/07/18 14:00	1

Client Sample ID: DUP-2 3518
Date Collected: 03/05/18 00:00
Date Received: 03/06/18 17:30

Lab Sample ID: 480-132201-15
Matrix: Solid
Percent Solids: 86.8

Method: 8260C - Volatile Organic Compounds by GC/MS (Continued)

Analyte	Result	Qualifier	RL	MDL	Unit	D	Prepared	Analyzed	Dil Fac
1,2,4-Trichlorobenzene	**1.4**	**J**	3.7	0.22	ug/Kg	☼	03/06/18 16:00	03/07/18 14:00	1
1,2-Dibromo-3-Chloropropane	ND		3.7	1.8	ug/Kg	☼	03/06/18 16:00	03/07/18 14:00	1
1,2-Dibromoethane	ND		3.7	0.47	ug/Kg	☼	03/06/18 16:00	03/07/18 14:00	1
1,2-Dichlorobenzene	ND		3.7	0.29	ug/Kg	☼	03/06/18 16:00	03/07/18 14:00	1
1,2-Dichloroethane	ND		3.7	0.18	ug/Kg	☼	03/06/18 16:00	03/07/18 14:00	1
1,2-Dichloropropane	ND		3.7	1.8	ug/Kg	☼	03/06/18 16:00	03/07/18 14:00	1
1,3-Dichlorobenzene	**3.1**	**J**	3.7	0.19	ug/Kg	☼	03/06/18 16:00	03/07/18 14:00	1
1,4-Dichlorobenzene	**2.8**	**J**	3.7	0.51	ug/Kg	☼	03/06/18 16:00	03/07/18 14:00	1
2-Butanone (MEK)	ND		18	1.3	ug/Kg	☼	03/06/18 16:00	03/07/18 14:00	1
2-Hexanone	ND		18	1.8	ug/Kg	☼	03/06/18 16:00	03/07/18 14:00	1
4-Methyl-2-pentanone (MIBK)	ND		18	1.2	ug/Kg	☼	03/06/18 16:00	03/07/18 14:00	1
Acetone	18 UB ~~3.7~~	~~J~~	18	3.1	ug/Kg	☼	03/06/18 16:00	03/07/18 14:00	1
Benzene	ND		3.7	0.18	ug/Kg	☼	03/06/18 16:00	03/07/18 14:00	1
Bromodichloromethane	ND		3.7	0.49	ug/Kg	☼	03/06/18 16:00	03/07/18 14:00	1
Bromoform	ND		3.7	1.8	ug/Kg	☼	03/06/18 16:00	03/07/18 14:00	1
Bromomethane	ND		3.7	0.33	ug/Kg	☼	03/06/18 16:00	03/07/18 14:00	1
Carbon disulfide	ND		3.7	1.8	ug/Kg	☼	03/06/18 16:00	03/07/18 14:00	1
Carbon tetrachloride	ND		3.7	0.36	ug/Kg	☼	03/06/18 16:00	03/07/18 14:00	1
Chlorobenzene	ND		3.7	0.48	ug/Kg	☼	03/06/18 16:00	03/07/18 14:00	1
Chloroethane	ND		3.7	0.83	ug/Kg	☼	03/06/18 16:00	03/07/18 14:00	1
Chloroform	ND		3.7	0.23	ug/Kg	☼	03/06/18 16:00	03/07/18 14:00	1
Chloromethane	ND		3.7	0.22	ug/Kg	☼	03/06/18 16:00	03/07/18 14:00	1
cis-1,2-Dichloroethene	ND		3.7	0.47	ug/Kg	☼	03/06/18 16:00	03/07/18 14:00	1
cis-1,3-Dichloropropene	ND		3.7	0.53	ug/Kg	☼	03/06/18 16:00	03/07/18 14:00	1
Cyclohexane	ND		3.7	0.51	ug/Kg	☼	03/06/18 16:00	03/07/18 14:00	1
Dibromochloromethane	ND		3.7	0.47	ug/Kg	☼	03/06/18 16:00	03/07/18 14:00	1
Dichlorodifluoromethane	ND		3.7	0.30	ug/Kg	☼	03/06/18 16:00	03/07/18 14:00	1
Ethylbenzene	ND		3.7	0.25	ug/Kg	☼	03/06/18 16:00	03/07/18 14:00	1
Isopropylbenzene	ND		3.7	0.55	ug/Kg	☼	03/06/18 16:00	03/07/18 14:00	1
Methyl acetate	ND		18	2.2	ug/Kg	☼	03/06/18 16:00	03/07/18 14:00	1
Methyl tert-butyl ether	ND		3.7	0.36	ug/Kg	☼	03/06/18 16:00	03/07/18 14:00	1
Methylcyclohexane	ND		3.7	0.56	ug/Kg	☼	03/06/18 16:00	03/07/18 14:00	1
Methylene Chloride	ND		3.7	1.7	ug/Kg	☼	03/06/18 16:00	03/07/18 14:00	1
Styrene	ND		3.7	0.18	ug/Kg	☼	03/06/18 16:00	03/07/18 14:00	1
Tetrachloroethene	ND		3.7	0.49	ug/Kg	☼	03/06/18 16:00	03/07/18 14:00	1
Toluene	ND		3.7	0.28	ug/Kg	☼	03/06/18 16:00	03/07/18 14:00	1
trans-1,2-Dichloroethene	ND		3.7	0.38	ug/Kg	☼	03/06/18 16:00	03/07/18 14:00	1
trans-1,3-Dichloropropene	ND		3.7	1.6	ug/Kg	☼	03/06/18 16:00	03/07/18 14:00	1
Trichloroethene	ND		3.7	0.81	ug/Kg	☼	03/06/18 16:00	03/07/18 14:00	1
Trichlorofluoromethane	ND		3.7	0.35	ug/Kg	☼	03/06/18 16:00	03/07/18 14:00	1
Vinyl chloride	ND		3.7	0.45	ug/Kg	☼	03/06/18 16:00	03/07/18 14:00	1
Xylenes, Total	ND		7.3	0.62	ug/Kg	☼	03/06/18 16:00	03/07/18 14:00	1

Surrogate	*%Recovery*	*Qualifier*	*Limits*	*Prepared*	*Analyzed*	*Dil Fac*
1,2-Dichloroethane-d4 (Surr)	*110*		*64 - 126*	*03/06/18 16:00*	*03/07/18 14:00*	*1*
4-Bromofluorobenzene (Surr)	*99*		*72 - 126*	*03/06/18 16:00*	*03/07/18 14:00*	*1*
Dibromofluoromethane (Surr)	*104*		*60 - 140*	*03/06/18 16:00*	*03/07/18 14:00*	*1*
Toluene-d8 (Surr)	*99*		*71 - 125*	*03/06/18 16:00*	*03/07/18 14:00*	*1*

Client Sample ID: SB-7 (0-1)

Date Collected: 03/05/18 11:05
Date Received: 03/06/18 17:30

Lab Sample ID: 480-132201-1

Matrix: Solid
Percent Solids: 84.2

Method: 8082A - Polychlorinated Biphenyls (PCBs) by Gas Chromatography

Analyte	Result	Qualifier	RL	MDL	Unit	D	Prepared	Analyzed	Dil Fac
PCB-1016	ND		0.53	0.10	mg/Kg	☼	03/07/18 14:01	03/08/18 19:50	2
PCB-1221	ND		0.53	0.10	mg/Kg	☼	03/07/18 14:01	03/08/18 19:50	2
PCB-1232	ND		0.53	0.10	mg/Kg	☼	03/07/18 14:01	03/08/18 19:50	2
PCB-1242	ND		0.53	0.10	mg/Kg	☼	03/07/18 14:01	03/08/18 19:50	2
PCB-1248	ND		0.53	0.10	mg/Kg	☼	03/07/18 14:01	03/08/18 19:50	2
PCB-1254	ND		0.53	0.25	mg/Kg	☼	03/07/18 14:01	03/08/18 19:50	2
PCB-1260	**3.9**	~~F1~~ J	0.53	0.25	mg/Kg	☼	03/07/18 14:01	03/08/18 19:50	2

Surrogate	*%Recovery*	*Qualifier*	*Limits*	*Prepared*	*Analyzed*	*Dil Fac*
Tetrachloro-m-xylene	*103*		*60 - 154*	*03/07/18 14:01*	*03/08/18 19:50*	*2*
Tetrachloro-m-xylene	*124*		*60 - 154*	*03/07/18 14:01*	*03/08/18 19:50*	*2*
DCB Decachlorobiphenyl	*109*		*65 - 174*	*03/07/18 14:01*	*03/08/18 19:50*	*2*
DCB Decachlorobiphenyl	*125*		*65 - 174*	*03/07/18 14:01*	*03/08/18 19:50*	*2*

Client Sample ID: SB-7 (1-2)

Date Collected: 03/05/18 11:15
Date Received: 03/06/18 17:30

Lab Sample ID: 480-132201-2

Matrix: Solid
Percent Solids: 83.4

Method: 8082A - Polychlorinated Biphenyls (PCBs) by Gas Chromatography

Analyte	Result	Qualifier	RL	MDL	Unit	D	Prepared	Analyzed	Dil Fac
PCB-1016	ND		0.29	0.057	mg/Kg	☼	03/07/18 14:01	03/08/18 20:05	1
PCB-1221	ND		0.29	0.057	mg/Kg	☼	03/07/18 14:01	03/08/18 20:05	1
PCB-1232	ND		0.29	0.057	mg/Kg	☼	03/07/18 14:01	03/08/18 20:05	1
PCB-1242	ND		0.29	0.057	mg/Kg	☼	03/07/18 14:01	03/08/18 20:05	1
PCB-1248	ND		0.29	0.057	mg/Kg	☼	03/07/18 14:01	03/08/18 20:05	1
PCB-1254	ND		0.29	0.14	mg/Kg	☼	03/07/18 14:01	03/08/18 20:05	1
PCB-1260	**0.65**		0.29	0.14	mg/Kg	☼	03/07/18 14:01	03/08/18 20:05	1

Surrogate	*%Recovery*	*Qualifier*	*Limits*	*Prepared*	*Analyzed*	*Dil Fac*
Tetrachloro-m-xylene	*106*		*60 - 154*	*03/07/18 14:01*	*03/08/18 20:05*	*1*
Tetrachloro-m-xylene	*131*		*60 - 154*	*03/07/18 14:01*	*03/08/18 20:05*	*1*
DCB Decachlorobiphenyl	*112*		*65 - 174*	*03/07/18 14:01*	*03/08/18 20:05*	*1*
DCB Decachlorobiphenyl	*122*		*65 - 174*	*03/07/18 14:01*	*03/08/18 20:05*	*1*

Client Sample ID: SB-7 (2-4)

Date Collected: 03/05/18 11:30
Date Received: 03/06/18 17:30

Lab Sample ID: 480-132201-3

Matrix: Solid
Percent Solids: 86.9

Method: 8082A - Polychlorinated Biphenyls (PCBs) by Gas Chromatography

Analyte	Result	Qualifier	RL	MDL	Unit	D	Prepared	Analyzed	Dil Fac
PCB-1016	ND		0.25	0.048	mg/Kg	☼	03/07/18 14:01	03/08/18 20:20	1
PCB-1221	ND		0.25	0.048	mg/Kg	☼	03/07/18 14:01	03/08/18 20:20	1
PCB-1232	ND		0.25	0.048	mg/Kg	☼	03/07/18 14:01	03/08/18 20:20	1
PCB-1242	ND		0.25	0.048	mg/Kg	☼	03/07/18 14:01	03/08/18 20:20	1
PCB-1248	ND		0.25	0.048	mg/Kg	☼	03/07/18 14:01	03/08/18 20:20	1
PCB-1254	ND		0.25	0.12	mg/Kg	☼	03/07/18 14:01	03/08/18 20:20	1
PCB-1260	ND		0.25	0.12	mg/Kg	☼	03/07/18 14:01	03/08/18 20:20	1

Surrogate	*%Recovery*	*Qualifier*	*Limits*	*Prepared*	*Analyzed*	*Dil Fac*
Tetrachloro-m-xylene	*121*		*60 - 154*	*03/07/18 14:01*	*03/08/18 20:20*	*1*

Client Sample ID: SB-7 (2-4)

Date Collected: 03/05/18 11:30
Date Received: 03/06/18 17:30

Lab Sample ID: 480-132201-3

Matrix: Solid
Percent Solids: 86.9

Method: 8082A - Polychlorinated Biphenyls (PCBs) by Gas Chromatography (Continued)

Surrogate	*%Recovery*	*Qualifier*	*Limits*	*Prepared*	*Analyzed*	*Dil Fac*
Tetrachloro-m-xylene	*136*		*60 - 154*	*03/07/18 14:01*	*03/08/18 20:20*	*1*
DCB Decachlorobiphenyl	*125*		*65 - 174*	*03/07/18 14:01*	*03/08/18 20:20*	*1*
DCB Decachlorobiphenyl	*134*		*65 - 174*	*03/07/18 14:01*	*03/08/18 20:20*	*1*

Client Sample ID: SB-7 (4-6)

Date Collected: 03/05/18 11:40
Date Received: 03/06/18 17:30

Lab Sample ID: 480-132201-4

Matrix: Solid
Percent Solids: 86.5

Method: 8082A - Polychlorinated Biphenyls (PCBs) by Gas Chromatography

Analyte	Result	Qualifier	RL	MDL	Unit	D	Prepared	Analyzed	Dil Fac
PCB-1016	ND		0.25	0.048	mg/Kg	☼	03/07/18 14:01	03/08/18 20:36	1
PCB-1221	ND		0.25	0.048	mg/Kg	☼	03/07/18 14:01	03/08/18 20:36	1
PCB-1232	ND		0.25	0.048	mg/Kg	☼	03/07/18 14:01	03/08/18 20:36	1
PCB-1242	ND		0.25	0.048	mg/Kg	☼	03/07/18 14:01	03/08/18 20:36	1
PCB-1248	ND		0.25	0.048	mg/Kg	☼	03/07/18 14:01	03/08/18 20:36	1
PCB-1254	ND		0.25	0.11	mg/Kg	☼	03/07/18 14:01	03/08/18 20:36	1
PCB-1260	ND		0.25	0.11	mg/Kg	☼	03/07/18 14:01	03/08/18 20:36	1

Surrogate	*%Recovery*	*Qualifier*	*Limits*	*Prepared*	*Analyzed*	*Dil Fac*
Tetrachloro-m-xylene	*117*		*60 - 154*	*03/07/18 14:01*	*03/08/18 20:36*	*1*
Tetrachloro-m-xylene	*138*		*60 - 154*	*03/07/18 14:01*	*03/08/18 20:36*	*1*
DCB Decachlorobiphenyl	*121*		*65 - 174*	*03/07/18 14:01*	*03/08/18 20:36*	*1*
DCB Decachlorobiphenyl	*133*		*65 - 174*	*03/07/18 14:01*	*03/08/18 20:36*	*1*

Client Sample ID: SB-7 (6-8)

Date Collected: 03/05/18 12:10
Date Received: 03/06/18 17:30

Lab Sample ID: 480-132201-5

Matrix: Solid
Percent Solids: 87.6

Method: 8082A - Polychlorinated Biphenyls (PCBs) by Gas Chromatography

Analyte	Result	Qualifier	RL	MDL	Unit	D	Prepared	Analyzed	Dil Fac
PCB-1016	ND		0.27	0.053	mg/Kg	☼	03/07/18 14:01	03/08/18 20:51	1
PCB-1221	ND		0.27	0.053	mg/Kg	☼	03/07/18 14:01	03/08/18 20:51	1
PCB-1232	ND		0.27	0.053	mg/Kg	☼	03/07/18 14:01	03/08/18 20:51	1
PCB-1242	ND		0.27	0.053	mg/Kg	☼	03/07/18 14:01	03/08/18 20:51	1
PCB-1248	ND		0.27	0.053	mg/Kg	☼	03/07/18 14:01	03/08/18 20:51	1
PCB-1254	ND		0.27	0.13	mg/Kg	☼	03/07/18 14:01	03/08/18 20:51	1
PCB-1260	ND		0.27	0.13	mg/Kg	☼	03/07/18 14:01	03/08/18 20:51	1

Surrogate	*%Recovery*	*Qualifier*	*Limits*	*Prepared*	*Analyzed*	*Dil Fac*
Tetrachloro-m-xylene	*103*		*60 - 154*	*03/07/18 14:01*	*03/08/18 20:51*	*1*
Tetrachloro-m-xylene	*119*		*60 - 154*	*03/07/18 14:01*	*03/08/18 20:51*	*1*
DCB Decachlorobiphenyl	*107*		*65 - 174*	*03/07/18 14:01*	*03/08/18 20:51*	*1*
DCB Decachlorobiphenyl	*118*		*65 - 174*	*03/07/18 14:01*	*03/08/18 20:51*	*1*

Client Sample ID: SB-7 (8-10)

Lab Sample ID: 480-132201-6

Date Collected: 03/05/18 12:20
Matrix: Solid
Date Received: 03/06/18 17:30
Percent Solids: 87.0

Method: 8082A - Polychlorinated Biphenyls (PCBs) by Gas Chromatography

Analyte	Result	Qualifier	RL	MDL	Unit	D	Prepared	Analyzed	Dil Fac
PCB-1016	ND		0.21	0.042	mg/Kg	☼	03/07/18 14:01	03/08/18 21:06	1
PCB-1221	ND		0.21	0.042	mg/Kg	☼	03/07/18 14:01	03/08/18 21:06	1
PCB-1232	ND		0.21	0.042	mg/Kg	☼	03/07/18 14:01	03/08/18 21:06	1
PCB-1242	ND		0.21	0.042	mg/Kg	☼	03/07/18 14:01	03/08/18 21:06	1
PCB-1248	ND		0.21	0.042	mg/Kg	☼	03/07/18 14:01	03/08/18 21:06	1
PCB-1254	ND		0.21	0.10	mg/Kg	☼	03/07/18 14:01	03/08/18 21:06	1
PCB-1260	ND		0.21	0.10	mg/Kg	☼	03/07/18 14:01	03/08/18 21:06	1

Surrogate	*%Recovery*	*Qualifier*	*Limits*	*Prepared*	*Analyzed*	*Dil Fac*
Tetrachloro-m-xylene	*113*		*60 - 154*	*03/07/18 14:01*	*03/08/18 21:06*	*1*
Tetrachloro-m-xylene	*129*		*60 - 154*	*03/07/18 14:01*	*03/08/18 21:06*	*1*
DCB Decachlorobiphenyl	*116*		*65 - 174*	*03/07/18 14:01*	*03/08/18 21:06*	*1*
DCB Decachlorobiphenyl	*127*		*65 - 174*	*03/07/18 14:01*	*03/08/18 21:06*	*1*

Client Sample ID: SB-7 (10-12)

Lab Sample ID: 480-132201-7

Date Collected: 03/05/18 12:30
Matrix: Solid
Date Received: 03/06/18 17:30
Percent Solids: 89.4

Method: 8082A - Polychlorinated Biphenyls (PCBs) by Gas Chromatography

Analyte	Result	Qualifier	RL	MDL	Unit	D	Prepared	Analyzed	Dil Fac
PCB-1016	ND		0.28	0.054	mg/Kg	☼	03/07/18 14:01	03/08/18 21:22	1
PCB-1221	ND		0.28	0.054	mg/Kg	☼	03/07/18 14:01	03/08/18 21:22	1
PCB-1232	ND		0.28	0.054	mg/Kg	☼	03/07/18 14:01	03/08/18 21:22	1
PCB-1242	ND		0.28	0.054	mg/Kg	☼	03/07/18 14:01	03/08/18 21:22	1
PCB-1248	ND		0.28	0.054	mg/Kg	☼	03/07/18 14:01	03/08/18 21:22	1
PCB-1254	ND		0.28	0.13	mg/Kg	☼	03/07/18 14:01	03/08/18 21:22	1
PCB-1260	ND		0.28	0.13	mg/Kg	☼	03/07/18 14:01	03/08/18 21:22	1

Surrogate	*%Recovery*	*Qualifier*	*Limits*	*Prepared*	*Analyzed*	*Dil Fac*
Tetrachloro-m-xylene	*109*		*60 - 154*	*03/07/18 14:01*	*03/08/18 21:22*	*1*
Tetrachloro-m-xylene	*128*		*60 - 154*	*03/07/18 14:01*	*03/08/18 21:22*	*1*
DCB Decachlorobiphenyl	*116*		*65 - 174*	*03/07/18 14:01*	*03/08/18 21:22*	*1*
DCB Decachlorobiphenyl	*127*		*65 - 174*	*03/07/18 14:01*	*03/08/18 21:22*	*1*

Client Sample ID: SB-8 (0-1)

Lab Sample ID: 480-132201-8

Date Collected: 03/05/18 13:45
Matrix: Solid
Date Received: 03/06/18 17:30
Percent Solids: 81.4

Method: 8082A - Polychlorinated Biphenyls (PCBs) by Gas Chromatography

Analyte	Result	Qualifier	RL	MDL	Unit	D	Prepared	Analyzed	Dil Fac
PCB-1016	ND		4.6	0.90	mg/Kg	☼	03/07/18 14:01	03/08/18 21:37	20
PCB-1221	ND		4.6	0.90	mg/Kg	☼	03/07/18 14:01	03/08/18 21:37	20
PCB-1232	ND		4.6	0.90	mg/Kg	☼	03/07/18 14:01	03/08/18 21:37	20
PCB-1242	ND		4.6	0.90	mg/Kg	☼	03/07/18 14:01	03/08/18 21:37	20
PCB-1248	ND		4.6	0.90	mg/Kg	☼	03/07/18 14:01	03/08/18 21:37	20
PCB-1254	ND		4.6	2.2	mg/Kg	☼	03/07/18 14:01	03/08/18 21:37	20
PCB-1260	**26**	J	4.6	2.2	mg/Kg	☼	03/07/18 14:01	03/08/18 21:37	20

Surrogate	*%Recovery*	*Qualifier*	*Limits*	*Prepared*	*Analyzed*	*Dil Fac*
Tetrachloro-m-xylene	*148*		*60 - 154*	*03/07/18 14:01*	*03/08/18 21:37*	*20*
Tetrachloro-m-xylene	*78*		*60 - 154*	*03/07/18 14:01*	*03/08/18 21:37*	*20*

Client Sample ID: SB-8 (0-1)

Lab Sample ID: 480-132201-8
Date Collected: 03/05/18 13:45
Matrix: Solid
Date Received: 03/06/18 17:30
Percent Solids: 81.4

Method: 8082A - Polychlorinated Biphenyls (PCBs) by Gas Chromatography (Continued)

Surrogate	*%Recovery*	*Qualifier*	*Limits*	*Prepared*	*Analyzed*	*Dil Fac*
DCB Decachlorobiphenyl	*106*		*65 - 174*	*03/07/18 14:01*	*03/08/18 21:37*	*20*
DCB Decachlorobiphenyl	*148*		*65 - 174*	*03/07/18 14:01*	*03/08/18 21:37*	*20*

Client Sample ID: SB-8 (1-2)

Lab Sample ID: 480-132201-9
Date Collected: 03/05/18 13:55
Matrix: Solid
Date Received: 03/06/18 17:30
Percent Solids: 80.4

Method: 8082A - Polychlorinated Biphenyls (PCBs) by Gas Chromatography

Analyte	Result	Qualifier	RL	MDL	Unit	D	Prepared	Analyzed	Dil Fac
PCB-1016	ND		1.4	0.28	mg/Kg	☼	03/07/18 14:01	03/08/18 21:52	5
PCB-1221	ND		1.4	0.28	mg/Kg	☼	03/07/18 14:01	03/08/18 21:52	5
PCB-1232	ND		1.4	0.28	mg/Kg	☼	03/07/18 14:01	03/08/18 21:52	5
PCB-1242	ND		1.4	0.28	mg/Kg	☼	03/07/18 14:01	03/08/18 21:52	5
PCB-1248	ND		1.4	0.28	mg/Kg	☼	03/07/18 14:01	03/08/18 21:52	5
PCB-1254	ND		1.4	0.68	mg/Kg	☼	03/07/18 14:01	03/08/18 21:52	5
PCB-1260	**7.9**		1.4	0.68	mg/Kg	☼	03/07/18 14:01	03/08/18 21:52	5

Surrogate	*%Recovery*	*Qualifier*	*Limits*	*Prepared*	*Analyzed*	*Dil Fac*
Tetrachloro-m-xylene	*121*		*60 - 154*	*03/07/18 14:01*	*03/08/18 21:52*	*5*
Tetrachloro-m-xylene	*156*	*X*	*60 - 154*	*03/07/18 14:01*	*03/08/18 21:52*	*5*
DCB Decachlorobiphenyl	*140*		*65 - 174*	*03/07/18 14:01*	*03/08/18 21:52*	*5*
DCB Decachlorobiphenyl	*174*		*65 - 174*	*03/07/18 14:01*	*03/08/18 21:52*	*5*

Client Sample ID: SB-8 (2-4)

Lab Sample ID: 480-132201-10
Date Collected: 03/05/18 14:15
Matrix: Solid
Date Received: 03/06/18 17:30
Percent Solids: 85.6

Method: 8082A - Polychlorinated Biphenyls (PCBs) by Gas Chromatography

Analyte	Result	Qualifier	RL	MDL	Unit	D	Prepared	Analyzed	Dil Fac
PCB-1016	ND		1.3	0.26	mg/Kg	☼	03/07/18 14:01	03/08/18 22:08	5
PCB-1221	ND		1.3	0.26	mg/Kg	☼	03/07/18 14:01	03/08/18 22:08	5
PCB-1232	ND		1.3	0.26	mg/Kg	☼	03/07/18 14:01	03/08/18 22:08	5
PCB-1242	ND		1.3	0.26	mg/Kg	☼	03/07/18 14:01	03/08/18 22:08	5
PCB-1248	ND		1.3	0.26	mg/Kg	☼	03/07/18 14:01	03/08/18 22:08	5
PCB-1254	ND		1.3	0.62	mg/Kg	☼	03/07/18 14:01	03/08/18 22:08	5
PCB-1260	**9.1**	J	1.3	0.62	mg/Kg	☼	03/07/18 14:01	03/08/18 22:08	5

Surrogate	*%Recovery*	*Qualifier*	*Limits*	*Prepared*	*Analyzed*	*Dil Fac*
Tetrachloro-m-xylene	*122*		*60 - 154*	*03/07/18 14:01*	*03/08/18 22:08*	*5*
Tetrachloro-m-xylene	*148*		*60 - 154*	*03/07/18 14:01*	*03/08/18 22:08*	*5*
DCB Decachlorobiphenyl	*135*		*65 - 174*	*03/07/18 14:01*	*03/08/18 22:08*	*5*
DCB Decachlorobiphenyl	*162*		*65 - 174*	*03/07/18 14:01*	*03/08/18 22:08*	*5*

Client Sample ID: SB-8 (4-6)

Lab Sample ID: 480-132201-11
Date Collected: 03/05/18 14:30
Matrix: Solid
Date Received: 03/06/18 17:30
Percent Solids: 86.8

Method: 8082A - Polychlorinated Biphenyls (PCBs) by Gas Chromatography

Analyte	Result	Qualifier	RL	MDL	Unit	D	Prepared	Analyzed	Dil Fac
PCB-1016	ND		0.24	0.047	mg/Kg	☼	03/07/18 14:01	03/08/18 22:23	1

Client Sample ID: SB-8 (4-6)

Lab Sample ID: 480-132201-11

Date Collected: 03/05/18 14:30
Matrix: Solid
Date Received: 03/06/18 17:30
Percent Solids: 86.8

Method: 8082A - Polychlorinated Biphenyls (PCBs) by Gas Chromatography (Continued)

Analyte	Result	Qualifier	RL	MDL	Unit	D	Prepared	Analyzed	Dil Fac
PCB-1221	ND		0.24	0.047	mg/Kg	☼	03/07/18 14:01	03/08/18 22:23	1
PCB-1232	ND		0.24	0.047	mg/Kg	☼	03/07/18 14:01	03/08/18 22:23	1
PCB-1242	ND		0.24	0.047	mg/Kg	☼	03/07/18 14:01	03/08/18 22:23	1
PCB-1248	ND		0.24	0.047	mg/Kg	☼	03/07/18 14:01	03/08/18 22:23	1
PCB-1254	ND		0.24	0.11	mg/Kg	☼	03/07/18 14:01	03/08/18 22:23	1
PCB-1260	**0.32**	J	0.24	0.11	mg/Kg	☼	03/07/18 14:01	03/08/18 22:23	1

Surrogate	*%Recovery*	*Qualifier*	*Limits*	*Prepared*	*Analyzed*	*Dil Fac*
Tetrachloro-m-xylene	*112*		*60 - 154*	*03/07/18 14:01*	*03/08/18 22:23*	*1*
Tetrachloro-m-xylene	*127*		*60 - 154*	*03/07/18 14:01*	*03/08/18 22:23*	*1*
DCB Decachlorobiphenyl	*118*		*65 - 174*	*03/07/18 14:01*	*03/08/18 22:23*	*1*
DCB Decachlorobiphenyl	*129*		*65 - 174*	*03/07/18 14:01*	*03/08/18 22:23*	*1*

Client Sample ID: SB-8 (6-8)

Lab Sample ID: 480-132201-12

Date Collected: 03/05/18 14:45
Matrix: Solid
Date Received: 03/06/18 17:30
Percent Solids: 86.5

Method: 8082A - Polychlorinated Biphenyls (PCBs) by Gas Chromatography

Analyte	Result	Qualifier	RL	MDL	Unit	D	Prepared	Analyzed	Dil Fac
PCB-1016	ND		0.27	0.052	mg/Kg	☼	03/07/18 14:01	03/08/18 22:38	1
PCB-1221	ND		0.27	0.052	mg/Kg	☼	03/07/18 14:01	03/08/18 22:38	1
PCB-1232	ND		0.27	0.052	mg/Kg	☼	03/07/18 14:01	03/08/18 22:38	1
PCB-1242	ND		0.27	0.052	mg/Kg	☼	03/07/18 14:01	03/08/18 22:38	1
PCB-1248	ND		0.27	0.052	mg/Kg	☼	03/07/18 14:01	03/08/18 22:38	1
PCB-1254	ND		0.27	0.12	mg/Kg	☼	03/07/18 14:01	03/08/18 22:38	1
PCB-1260	ND		0.27	0.12	mg/Kg	☼	03/07/18 14:01	03/08/18 22:38	1

Surrogate	*%Recovery*	*Qualifier*	*Limits*	*Prepared*	*Analyzed*	*Dil Fac*
Tetrachloro-m-xylene	*110*		*60 - 154*	*03/07/18 14:01*	*03/08/18 22:38*	*1*
Tetrachloro-m-xylene	*123*		*60 - 154*	*03/07/18 14:01*	*03/08/18 22:38*	*1*
DCB Decachlorobiphenyl	*116*		*65 - 174*	*03/07/18 14:01*	*03/08/18 22:38*	*1*
DCB Decachlorobiphenyl	*126*		*65 - 174*	*03/07/18 14:01*	*03/08/18 22:38*	*1*

Client Sample ID: SB-8 (8-10)

Lab Sample ID: 480-132201-13

Date Collected: 03/05/18 15:00
Matrix: Solid
Date Received: 03/06/18 17:30
Percent Solids: 87.3

Method: 8082A - Polychlorinated Biphenyls (PCBs) by Gas Chromatography

Analyte	Result	Qualifier	RL	MDL	Unit	D	Prepared	Analyzed	Dil Fac
PCB-1016	ND		1.2	0.24	mg/Kg	☼	03/07/18 14:01	03/08/18 22:54	5
PCB-1221	ND		1.2	0.24	mg/Kg	☼	03/07/18 14:01	03/08/18 22:54	5
PCB-1232	ND		1.2	0.24	mg/Kg	☼	03/07/18 14:01	03/08/18 22:54	5
PCB-1242	ND		1.2	0.24	mg/Kg	☼	03/07/18 14:01	03/08/18 22:54	5
PCB-1248	ND		1.2	0.24	mg/Kg	☼	03/07/18 14:01	03/08/18 22:54	5
PCB-1254	ND		1.2	0.58	mg/Kg	☼	03/07/18 14:01	03/08/18 22:54	5
PCB-1260	ND		1.2	0.58	mg/Kg	☼	03/07/18 14:01	03/08/18 22:54	5

Surrogate	*%Recovery*	*Qualifier*	*Limits*	*Prepared*	*Analyzed*	*Dil Fac*
Tetrachloro-m-xylene	*128*		*60 - 154*	*03/07/18 14:01*	*03/08/18 22:54*	*5*
Tetrachloro-m-xylene	*158*	*X*	*60 - 154*	*03/07/18 14:01*	*03/08/18 22:54*	*5*
DCB Decachlorobiphenyl	*149*		*65 - 174*	*03/07/18 14:01*	*03/08/18 22:54*	*5*

Client Sample ID: SB-8 (8-10)

Lab Sample ID: 480-132201-13

Date Collected: 03/05/18 15:00
Matrix: Solid
Date Received: 03/06/18 17:30
Percent Solids: 87.3

Method: 8082A - Polychlorinated Biphenyls (PCBs) by Gas Chromatography (Continued)

Surrogate	*%Recovery*	*Qualifier*	*Limits*	*Prepared*	*Analyzed*	*Dil Fac*
DCB Decachlorobiphenyl	*162*		*65 - 174*	*03/07/18 14:01*	*03/08/18 22:54*	*5*

Client Sample ID: SB-8 (10-12)

Lab Sample ID: 480-132201-14

Date Collected: 03/05/18 15:30
Matrix: Solid
Date Received: 03/06/18 17:30
Percent Solids: 86.9

Method: 8082A - Polychlorinated Biphenyls (PCBs) by Gas Chromatography

Analyte	Result	Qualifier	RL	MDL	Unit	D	Prepared	Analyzed	Dil Fac
PCB-1016	ND		0.24	0.047	mg/Kg	☼	03/07/18 14:01	03/08/18 23:09	1
PCB-1221	ND		0.24	0.047	mg/Kg	☼	03/07/18 14:01	03/08/18 23:09	1
PCB-1232	ND		0.24	0.047	mg/Kg	☼	03/07/18 14:01	03/08/18 23:09	1
PCB-1242	ND		0.24	0.047	mg/Kg	☼	03/07/18 14:01	03/08/18 23:09	1
PCB-1248	ND		0.24	0.047	mg/Kg	☼	03/07/18 14:01	03/08/18 23:09	1
PCB-1254	ND		0.24	0.11	mg/Kg	☼	03/07/18 14:01	03/08/18 23:09	1
PCB-1260	ND		0.24	0.11	mg/Kg	☼	03/07/18 14:01	03/08/18 23:09	1

Surrogate	*%Recovery*	*Qualifier*	*Limits*	*Prepared*	*Analyzed*	*Dil Fac*
Tetrachloro-m-xylene	*97*		*60 - 154*	*03/07/18 14:01*	*03/08/18 23:09*	*1*
Tetrachloro-m-xylene	*112*		*60 - 154*	*03/07/18 14:01*	*03/08/18 23:09*	*1*
DCB Decachlorobiphenyl	*104*		*65 - 174*	*03/07/18 14:01*	*03/08/18 23:09*	*1*
DCB Decachlorobiphenyl	*113*		*65 - 174*	*03/07/18 14:01*	*03/08/18 23:09*	*1*

Client Sample ID: DUP-2 3518

Lab Sample ID: 480-132201-15

Date Collected: 03/05/18 00:00
Matrix: Solid
Date Received: 03/06/18 17:30
Percent Solids: 86.8

Method: 8082A - Polychlorinated Biphenyls (PCBs) by Gas Chromatography

Analyte	Result	Qualifier	RL	MDL	Unit	D	Prepared	Analyzed	Dil Fac
PCB-1016	ND		1.4	0.27	mg/Kg	☼	03/07/18 14:01	03/08/18 23:25	5
PCB-1221	ND		1.4	0.27	mg/Kg	☼	03/07/18 14:01	03/08/18 23:25	5
PCB-1232	ND		1.4	0.27	mg/Kg	☼	03/07/18 14:01	03/08/18 23:25	5
PCB-1242	ND		1.4	0.27	mg/Kg	☼	03/07/18 14:01	03/08/18 23:25	5
PCB-1248	ND		1.4	0.27	mg/Kg	☼	03/07/18 14:01	03/08/18 23:25	5
PCB-1254	ND		1.4	0.66	mg/Kg	☼	03/07/18 14:01	03/08/18 23:25	5
PCB-1260	ND		1.4	0.66	mg/Kg	☼	03/07/18 14:01	03/08/18 23:25	5

Surrogate	*%Recovery*	*Qualifier*	*Limits*	*Prepared*	*Analyzed*	*Dil Fac*
Tetrachloro-m-xylene	*133*		*60 - 154*	*03/07/18 14:01*	*03/08/18 23:25*	*5*
Tetrachloro-m-xylene	*160*	*X*	*60 - 154*	*03/07/18 14:01*	*03/08/18 23:25*	*5*
DCB Decachlorobiphenyl	*154*		*65 - 174*	*03/07/18 14:01*	*03/08/18 23:25*	*5*
DCB Decachlorobiphenyl	*175*	*X*	*65 - 174*	*03/07/18 14:01*	*03/08/18 23:25*	*5*

Client Sample ID: RB-1 3518

Lab Sample ID: 480-132201-16

Date Collected: 03/05/18 16:00
Matrix: Water
Date Received: 03/06/18 17:30

Method: 8260C - Volatile Organic Compounds by GC/MS

Analyte	Result	Qualifier	RL	MDL	Unit	D	Prepared	Analyzed	Dil Fac
1,1,1-Trichloroethane	ND		1.0	0.82	ug/L			03/06/18 23:39	1
1,1,2,2-Tetrachloroethane	ND		1.0	0.21	ug/L			03/06/18 23:39	1

Client Sample ID: RB-1 3518

Date Collected: 03/05/18 16:00
Date Received: 03/06/18 17:30

Lab Sample ID: 480-132201-16

Matrix: Water

Method: 8260C - Volatile Organic Compounds by GC/MS (Continued)

Analyte	Result	Qualifier	RL	MDL	Unit	D	Prepared	Analyzed	Dil Fac
1,1,2-Trichloro-1,2,2-trifluoroethane	ND		1.0	0.31	ug/L			03/06/18 23:39	1
1,1,2-Trichloroethane	ND		1.0	0.23	ug/L			03/06/18 23:39	1
1,1-Dichloroethane	ND		1.0	0.38	ug/L			03/06/18 23:39	1
1,1-Dichloroethene	ND		1.0	0.29	ug/L			03/06/18 23:39	1
1,2,4-Trichlorobenzene	ND		1.0	0.41	ug/L			03/06/18 23:39	1
1,2-Dibromo-3-Chloropropane	ND		1.0	0.39	ug/L			03/06/18 23:39	1
1,2-Dibromoethane	ND		1.0	0.73	ug/L			03/06/18 23:39	1
1,2-Dichlorobenzene	ND		1.0	0.79	ug/L			03/06/18 23:39	1
1,2-Dichloroethane	ND		1.0	0.21	ug/L			03/06/18 23:39	1
1,2-Dichloropropane	ND		1.0	0.72	ug/L			03/06/18 23:39	1
1,3-Dichlorobenzene	ND		1.0	0.78	ug/L			03/06/18 23:39	1
1,4-Dichlorobenzene	ND		1.0	0.84	ug/L			03/06/18 23:39	1
2-Butanone (MEK)	**1.7**	**J**	10	1.3	ug/L			03/06/18 23:39	1
2-Hexanone	ND		5.0	1.2	ug/L			03/06/18 23:39	1
4-Methyl-2-pentanone (MIBK)	ND		5.0	2.1	ug/L			03/06/18 23:39	1
Acetone	**3.4**	**J**	10	3.0	ug/L			03/06/18 23:39	1
Benzene	ND		1.0	0.41	ug/L			03/06/18 23:39	1
Bromodichloromethane	ND		1.0	0.39	ug/L			03/06/18 23:39	1
Bromoform	ND		1.0	0.26	ug/L			03/06/18 23:39	1
Bromomethane	ND		1.0	0.69	ug/L			03/06/18 23:39	1
Carbon disulfide	ND		1.0	0.19	ug/L			03/06/18 23:39	1
Carbon tetrachloride	ND		1.0	0.27	ug/L			03/06/18 23:39	1
Chlorobenzene	ND		1.0	0.75	ug/L			03/06/18 23:39	1
Chloroethane	ND		1.0	0.32	ug/L			03/06/18 23:39	1
Chloroform	ND		1.0	0.34	ug/L			03/06/18 23:39	1
Chloromethane	ND		1.0	0.35	ug/L			03/06/18 23:39	1
cis-1,2-Dichloroethene	ND		1.0	0.81	ug/L			03/06/18 23:39	1
cis-1,3-Dichloropropene	ND		1.0	0.36	ug/L			03/06/18 23:39	1
Cyclohexane	ND		1.0	0.18	ug/L			03/06/18 23:39	1
Dibromochloromethane	ND		1.0	0.32	ug/L			03/06/18 23:39	1
Dichlorodifluoromethane	ND		1.0	0.68	ug/L			03/06/18 23:39	1
Ethylbenzene	ND		1.0	0.74	ug/L			03/06/18 23:39	1
Isopropylbenzene	ND		1.0	0.79	ug/L			03/06/18 23:39	1
Methyl acetate	ND		2.5	1.3	ug/L			03/06/18 23:39	1
Methyl tert-butyl ether	ND		1.0	0.16	ug/L			03/06/18 23:39	1
Methylcyclohexane	ND		1.0	0.16	ug/L			03/06/18 23:39	1
Methylene Chloride	**0.67**	**J B**	1.0	0.44	ug/L			03/06/18 23:39	1
Styrene	ND		1.0	0.73	ug/L			03/06/18 23:39	1
Tetrachloroethene	ND		1.0	0.36	ug/L			03/06/18 23:39	1
Toluene	ND		1.0	0.51	ug/L			03/06/18 23:39	1
trans-1,2-Dichloroethene	ND		1.0	0.90	ug/L			03/06/18 23:39	1
trans-1,3-Dichloropropene	ND		1.0	0.37	ug/L			03/06/18 23:39	1
Trichloroethene	ND		1.0	0.46	ug/L			03/06/18 23:39	1
Trichlorofluoromethane	ND		1.0	0.88	ug/L			03/06/18 23:39	1
Vinyl chloride	ND		1.0	0.90	ug/L			03/06/18 23:39	1
Xylenes, Total	ND		2.0	0.66	ug/L			03/06/18 23:39	1

Surrogate	*%Recovery*	*Qualifier*	*Limits*	*Prepared*	*Analyzed*	*Dil Fac*
1,2-Dichloroethane-d4 (Surr)	*105*		*77 - 120*		*03/06/18 23:39*	*1*
4-Bromofluorobenzene (Surr)	*105*		*73 - 120*		*03/06/18 23:39*	*1*

Client Sample ID: RB-1 3518

Date Collected: 03/05/18 16:00
Date Received: 03/06/18 17:30

Lab Sample ID: 480-132201-16

Matrix: Water

Method: 8260C - Volatile Organic Compounds by GC/MS (Continued)

Surrogate	*%Recovery*	*Qualifier*	*Limits*	*Prepared*	*Analyzed*	*Dil Fac*
Dibromofluoromethane (Surr)	*105*		*75 - 123*		*03/06/18 23:39*	*1*
Toluene-d8 (Surr)	*99*		*80 - 120*		*03/06/18 23:39*	*1*

Method: 8082A - Polychlorinated Biphenyls (PCBs) by Gas Chromatography

Analyte	Result	Qualifier	RL	MDL	Unit	D	Prepared	Analyzed	Dil Fac
PCB-1016	ND	*	0.50	0.18	ug/L		03/07/18 14:09	03/08/18 18:01	1
PCB-1221	ND		0.50	0.18	ug/L		03/07/18 14:09	03/08/18 18:01	1
PCB-1232	ND		0.50	0.18	ug/L		03/07/18 14:09	03/08/18 18:01	1
PCB-1242	ND		0.50	0.18	ug/L		03/07/18 14:09	03/08/18 18:01	1
PCB-1248	ND		0.50	0.18	ug/L		03/07/18 14:09	03/08/18 18:01	1
PCB-1254	ND		0.50	0.25	ug/L		03/07/18 14:09	03/08/18 18:01	1
PCB-1260	ND		0.50	0.25	ug/L		03/07/18 14:09	03/08/18 18:01	1

Surrogate	*%Recovery*	*Qualifier*	*Limits*	*Prepared*	*Analyzed*	*Dil Fac*
Tetrachloro-m-xylene	*98*		*39 - 121*	*03/07/18 14:09*	*03/08/18 18:01*	*1*
Tetrachloro-m-xylene	*93*		*39 - 121*	*03/07/18 14:09*	*03/08/18 18:01*	*1*
DCB Decachlorobiphenyl	*67*		*19 - 120*	*03/07/18 14:09*	*03/08/18 18:01*	*1*
DCB Decachlorobiphenyl	*61*		*19 - 120*	*03/07/18 14:09*	*03/08/18 18:01*	*1*

Client Sample ID: TB-1 3518

Date Collected: 03/05/18 14:00
Date Received: 03/06/18 17:30

Lab Sample ID: 480-132201-17

Matrix: Water

Method: 8260C - Volatile Organic Compounds by GC/MS

Analyte	Result	Qualifier	RL	MDL	Unit	D	Prepared	Analyzed	Dil Fac
1,1,1-Trichloroethane	ND		1.0	0.82	ug/L			03/07/18 00:06	1
1,1,2,2-Tetrachloroethane	ND		1.0	0.21	ug/L			03/07/18 00:06	1
1,1,2-Trichloro-1,2,2-trifluoroethane	ND		1.0	0.31	ug/L			03/07/18 00:06	1
1,1,2-Trichloroethane	ND		1.0	0.23	ug/L			03/07/18 00:06	1
1,1-Dichloroethane	ND		1.0	0.38	ug/L			03/07/18 00:06	1
1,1-Dichloroethene	ND		1.0	0.29	ug/L			03/07/18 00:06	1
1,2,4-Trichlorobenzene	ND		1.0	0.41	ug/L			03/07/18 00:06	1
1,2-Dibromo-3-Chloropropane	ND		1.0	0.39	ug/L			03/07/18 00:06	1
1,2-Dibromoethane	ND		1.0	0.73	ug/L			03/07/18 00:06	1
1,2-Dichlorobenzene	ND		1.0	0.79	ug/L			03/07/18 00:06	1
1,2-Dichloroethane	ND		1.0	0.21	ug/L			03/07/18 00:06	1
1,2-Dichloropropane	ND		1.0	0.72	ug/L			03/07/18 00:06	1
1,3-Dichlorobenzene	ND		1.0	0.78	ug/L			03/07/18 00:06	1
1,4-Dichlorobenzene	ND		1.0	0.84	ug/L			03/07/18 00:06	1
2-Butanone (MEK)	ND		10	1.3	ug/L			03/07/18 00:06	1
2-Hexanone	ND		5.0	1.2	ug/L			03/07/18 00:06	1
4-Methyl-2-pentanone (MIBK)	ND		5.0	2.1	ug/L			03/07/18 00:06	1
Acetone	**5.2**	**J**	10	3.0	ug/L			03/07/18 00:06	1
Benzene	ND		1.0	0.41	ug/L			03/07/18 00:06	1
Bromodichloromethane	ND		1.0	0.39	ug/L			03/07/18 00:06	1
Bromoform	ND		1.0	0.26	ug/L			03/07/18 00:06	1
Bromomethane	ND		1.0	0.69	ug/L			03/07/18 00:06	1
Carbon disulfide	ND		1.0	0.19	ug/L			03/07/18 00:06	1
Carbon tetrachloride	ND		1.0	0.27	ug/L			03/07/18 00:06	1
Chlorobenzene	ND		1.0	0.75	ug/L			03/07/18 00:06	1

Client Sample ID: TB-1 3518

Date Collected: 03/05/18 14:00
Date Received: 03/06/18 17:30

Lab Sample ID: 480-132201-17

Matrix: Water

Method: 8260C - Volatile Organic Compounds by GC/MS (Continued)

Analyte	Result	Qualifier	RL	MDL	Unit	D	Prepared	Analyzed	Dil Fac
Chloroethane	ND		1.0	0.32	ug/L			03/07/18 00:06	1
Chloroform	ND		1.0	0.34	ug/L			03/07/18 00:06	1
Chloromethane	ND		1.0	0.35	ug/L			03/07/18 00:06	1
cis-1,2-Dichloroethene	ND		1.0	0.81	ug/L			03/07/18 00:06	1
cis-1,3-Dichloropropene	ND		1.0	0.36	ug/L			03/07/18 00:06	1
Cyclohexane	ND		1.0	0.18	ug/L			03/07/18 00:06	1
Dibromochloromethane	ND		1.0	0.32	ug/L			03/07/18 00:06	1
Dichlorodifluoromethane	ND		1.0	0.68	ug/L			03/07/18 00:06	1
Ethylbenzene	ND		1.0	0.74	ug/L			03/07/18 00:06	1
Isopropylbenzene	ND		1.0	0.79	ug/L			03/07/18 00:06	1
Methyl acetate	ND		2.5	1.3	ug/L			03/07/18 00:06	1
Methyl tert-butyl ether	ND		1.0	0.16	ug/L			03/07/18 00:06	1
Methylcyclohexane	ND		1.0	0.16	ug/L			03/07/18 00:06	1
Methylene Chloride	ND		1.0	0.44	ug/L			03/07/18 00:06	1
Styrene	ND		1.0	0.73	ug/L			03/07/18 00:06	1
Tetrachloroethene	ND		1.0	0.36	ug/L			03/07/18 00:06	1
Toluene	ND		1.0	0.51	ug/L			03/07/18 00:06	1
trans-1,2-Dichloroethene	ND		1.0	0.90	ug/L			03/07/18 00:06	1
trans-1,3-Dichloropropene	ND		1.0	0.37	ug/L			03/07/18 00:06	1
Trichloroethene	ND		1.0	0.46	ug/L			03/07/18 00:06	1
Trichlorofluoromethane	ND		1.0	0.88	ug/L			03/07/18 00:06	1
Vinyl chloride	ND		1.0	0.90	ug/L			03/07/18 00:06	1
Xylenes, Total	ND		2.0	0.66	ug/L			03/07/18 00:06	1

Surrogate	*%Recovery*	*Qualifier*	*Limits*	*Prepared*	*Analyzed*	*Dil Fac*
1,2-Dichloroethane-d4 (Surr)	*103*		*77 - 120*		*03/07/18 00:06*	*1*
4-Bromofluorobenzene (Surr)	*102*		*73 - 120*		*03/07/18 00:06*	*1*
Dibromofluoromethane (Surr)	*105*		*75 - 123*		*03/07/18 00:06*	*1*
Toluene-d8 (Surr)	*94*		*80 - 120*		*03/07/18 00:06*	*1*

Client Sample ID: SB-7 (0-1)

Date Collected: 03/05/18 11:05
Date Received: 03/06/18 17:30

Lab Sample ID: 480-132201-1

Matrix: Solid
Percent Solids: 84.2

Method: 8260C - Volatile Organic Compounds by GC/MS

Analyte	Result	Qualifier	RL	MDL	Unit	D	Prepared	Analyzed	Dil Fac
1,1,1-Trichloroethane	ND		4.3	0.31	ug/Kg	☼	03/06/18 16:00	03/10/18 01:56	1
1,1,2,2-Tetrachloroethane	ND		4.3	0.70	ug/Kg	☼	03/06/18 16:00	03/10/18 01:56	1
1,1,2-Trichloro-1,2,2-trifluoroethane	ND		4.3	0.98	ug/Kg	☼	03/06/18 16:00	03/10/18 01:56	1
1,1,2-Trichloroethane	ND		4.3	0.56	ug/Kg	☼	03/06/18 16:00	03/10/18 01:56	1
1,1-Dichloroethane	ND		4.3	0.52	ug/Kg	☼	03/06/18 16:00	03/10/18 01:56	1
1,1-Dichloroethene	ND		4.3	0.53	ug/Kg	☼	03/06/18 16:00	03/10/18 01:56	1
1,2,4-Trichlorobenzene	**0.33**	**J**	4.3	0.26	ug/Kg	☼	03/06/18 16:00	03/10/18 01:56	1
1,2-Dibromo-3-Chloropropane	ND		4.3	2.2	ug/Kg	☼	03/06/18 16:00	03/10/18 01:56	1
1,2-Dibromoethane	ND		4.3	0.55	ug/Kg	☼	03/06/18 16:00	03/10/18 01:56	1
1,2-Dichlorobenzene	ND		4.3	0.34	ug/Kg	☼	03/06/18 16:00	03/10/18 01:56	1
1,2-Dichloroethane	ND		4.3	0.22	ug/Kg	☼	03/06/18 16:00	03/10/18 01:56	1
1,2-Dichloropropane	ND		4.3	2.2	ug/Kg	☼	03/06/18 16:00	03/10/18 01:56	1
1,3-Dichlorobenzene	ND		4.3	0.22	ug/Kg	☼	03/06/18 16:00	03/10/18 01:56	1
1,4-Dichlorobenzene	ND		4.3	0.60	ug/Kg	☼	03/06/18 16:00	03/10/18 01:56	1
2-Butanone (MEK)	ND		22	1.6	ug/Kg	☼	03/06/18 16:00	03/10/18 01:56	1
2-Hexanone	ND		22	2.2	ug/Kg	☼	03/06/18 16:00	03/10/18 01:56	1
4-Methyl-2-pentanone (MIBK)	ND		22	1.4	ug/Kg	☼	03/06/18 16:00	03/10/18 01:56	1
Acetone	22 UB	~~16 J~~	22	3.6	ug/Kg	☼	03/06/18 16:00	03/10/18 01:56	1
Benzene	ND		4.3	0.21	ug/Kg	☼	03/06/18 16:00	03/10/18 01:56	1
Bromodichloromethane	ND		4.3	0.58	ug/Kg	☼	03/06/18 16:00	03/10/18 01:56	1
Bromoform	ND		4.3	2.2	ug/Kg	☼	03/06/18 16:00	03/10/18 01:56	1
Bromomethane	ND		4.3	0.39	ug/Kg	☼	03/06/18 16:00	03/10/18 01:56	1
Carbon disulfide	ND		4.3	2.2	ug/Kg	☼	03/06/18 16:00	03/10/18 01:56	1
Carbon tetrachloride	ND		4.3	0.42	ug/Kg	☼	03/06/18 16:00	03/10/18 01:56	1
Chlorobenzene	ND		4.3	0.57	ug/Kg	☼	03/06/18 16:00	03/10/18 01:56	1
Chloroethane	ND	UJ	4.3	0.97	ug/Kg	☼	03/06/18 16:00	03/10/18 01:56	1
Chloroform	ND		4.3	0.27	ug/Kg	☼	03/06/18 16:00	03/10/18 01:56	1
Chloromethane	ND	UJ	4.3	0.26	ug/Kg	☼	03/06/18 16:00	03/10/18 01:56	1
cis-1,2-Dichloroethene	ND		4.3	0.55	ug/Kg	☼	03/06/18 16:00	03/10/18 01:56	1
cis-1,3-Dichloropropene	ND		4.3	0.62	ug/Kg	☼	03/06/18 16:00	03/10/18 01:56	1
Cyclohexane	ND		4.3	0.60	ug/Kg	☼	03/06/18 16:00	03/10/18 01:56	1
Dibromochloromethane	ND		4.3	0.55	ug/Kg	☼	03/06/18 16:00	03/10/18 01:56	1
Dichlorodifluoromethane	ND		4.3	0.36	ug/Kg	☼	03/06/18 16:00	03/10/18 01:56	1
Ethylbenzene	ND		4.3	0.30	ug/Kg	☼	03/06/18 16:00	03/10/18 01:56	1
Isopropylbenzene	ND		4.3	0.65	ug/Kg	☼	03/06/18 16:00	03/10/18 01:56	1
Methyl acetate	ND		22	2.6	ug/Kg	☼	03/06/18 16:00	03/10/18 01:56	1
Methyl tert-butyl ether	ND		4.3	0.42	ug/Kg	☼	03/06/18 16:00	03/10/18 01:56	1
Methylcyclohexane	ND		4.3	0.65	ug/Kg	☼	03/06/18 16:00	03/10/18 01:56	1
Methylene Chloride	ND		4.3	2.0	ug/Kg	☼	03/06/18 16:00	03/10/18 01:56	1
Styrene	ND		4.3	0.22	ug/Kg	☼	03/06/18 16:00	03/10/18 01:56	1
Tetrachloroethene	ND		4.3	0.58	ug/Kg	☼	03/06/18 16:00	03/10/18 01:56	1
Toluene	ND		4.3	0.33	ug/Kg	☼	03/06/18 16:00	03/10/18 01:56	1
trans-1,2-Dichloroethene	ND		4.3	0.44	ug/Kg	☼	03/06/18 16:00	03/10/18 01:56	1
trans-1,3-Dichloropropene	ND		4.3	1.9	ug/Kg	☼	03/06/18 16:00	03/10/18 01:56	1
Trichloroethene	ND		4.3	0.95	ug/Kg	☼	03/06/18 16:00	03/10/18 01:56	1
Trichlorofluoromethane	ND		4.3	0.41	ug/Kg	☼	03/06/18 16:00	03/10/18 01:56	1
Vinyl chloride	ND	UJ	4.3	0.52	ug/Kg	☼	03/06/18 16:00	03/10/18 01:56	1
Xylenes, Total	ND		8.6	0.72	ug/Kg	☼	03/06/18 16:00	03/10/18 01:56	1

Client Sample ID: SB-7 (0-1)

Date Collected: 03/05/18 11:05
Date Received: 03/06/18 17:30

Lab Sample ID: 480-132201-1

Matrix: Solid
Percent Solids: 84.2

Surrogate	*%Recovery*	*Qualifier*	*Limits*	*Prepared*	*Analyzed*	*Dil Fac*
1,2-Dichloroethane-d4 (Surr)	*119*		*64 - 126*	*03/06/18 16:00*	*03/10/18 01:56*	*1*
4-Bromofluorobenzene (Surr)	*95*		*72 - 126*	*03/06/18 16:00*	*03/10/18 01:56*	*1*
Dibromofluoromethane (Surr)	*112*		*60 - 140*	*03/06/18 16:00*	*03/10/18 01:56*	*1*
Toluene-d8 (Surr)	*95*		*71 - 125*	*03/06/18 16:00*	*03/10/18 01:56*	*1*

Client Sample ID: SB-7 (1-2)

Date Collected: 03/05/18 11:15
Date Received: 03/06/18 17:30

Lab Sample ID: 480-132201-2

Matrix: Solid
Percent Solids: 83.4

Method: 8260C - Volatile Organic Compounds by GC/MS

Analyte	Result	Qualifier	RL	MDL	Unit	D	Prepared	Analyzed	Dil Fac
1,1,1-Trichloroethane	ND		3.7	0.27	ug/Kg	☼	03/06/18 16:00	03/12/18 16:59	1
1,1,2,2-Tetrachloroethane	ND		3.7	0.61	ug/Kg	☼	03/06/18 16:00	03/12/18 16:59	1
1,1,2-Trichloro-1,2,2-trifluoroethane	ND		3.7	0.85	ug/Kg	☼	03/06/18 16:00	03/12/18 16:59	1
1,1,2-Trichloroethane	ND		3.7	0.49	ug/Kg	☼	03/06/18 16:00	03/12/18 16:59	1
1,1-Dichloroethane	ND		3.7	0.46	ug/Kg	☼	03/06/18 16:00	03/12/18 16:59	1
1,1-Dichloroethene	ND		3.7	0.46	ug/Kg	☼	03/06/18 16:00	03/12/18 16:59	1
1,2,4-Trichlorobenzene	ND		3.7	0.23	ug/Kg	☼	03/06/18 16:00	03/12/18 16:59	1
1,2-Dibromo-3-Chloropropane	ND	*	3.7	1.9	ug/Kg	☼	03/06/18 16:00	03/12/18 16:59	1
1,2-Dibromoethane	ND		3.7	0.48	ug/Kg	☼	03/06/18 16:00	03/12/18 16:59	1
1,2-Dichlorobenzene	ND		3.7	0.29	ug/Kg	☼	03/06/18 16:00	03/12/18 16:59	1
1,2-Dichloroethane	ND		3.7	0.19	ug/Kg	☼	03/06/18 16:00	03/12/18 16:59	1
1,2-Dichloropropane	ND		3.7	1.9	ug/Kg	☼	03/06/18 16:00	03/12/18 16:59	1
1,3-Dichlorobenzene	ND		3.7	0.19	ug/Kg	☼	03/06/18 16:00	03/12/18 16:59	1
1,4-Dichlorobenzene	ND		3.7	0.52	ug/Kg	☼	03/06/18 16:00	03/12/18 16:59	1
2-Butanone (MEK)	ND		19	1.4	ug/Kg	☼	03/06/18 16:00	03/12/18 16:59	1
2-Hexanone	ND		19	1.9	ug/Kg	☼	03/06/18 16:00	03/12/18 16:59	1
4-Methyl-2-pentanone (MIBK)	ND		19	1.2	ug/Kg	☼	03/06/18 16:00	03/12/18 16:59	1
Acetone	**23**	UB	19	3.2	ug/Kg	☼	03/06/18 16:00	03/12/18 16:59	1
Benzene	ND		3.7	0.18	ug/Kg	☼	03/06/18 16:00	03/12/18 16:59	1
Bromodichloromethane	ND		3.7	0.50	ug/Kg	☼	03/06/18 16:00	03/12/18 16:59	1
Bromoform	ND		3.7	1.9	ug/Kg	☼	03/06/18 16:00	03/12/18 16:59	1
Bromomethane	ND		3.7	0.34	ug/Kg	☼	03/06/18 16:00	03/12/18 16:59	1
Carbon disulfide	ND		3.7	1.9	ug/Kg	☼	03/06/18 16:00	03/12/18 16:59	1
Carbon tetrachloride	ND		3.7	0.36	ug/Kg	☼	03/06/18 16:00	03/12/18 16:59	1
Chlorobenzene	ND		3.7	0.49	ug/Kg	☼	03/06/18 16:00	03/12/18 16:59	1
Chloroethane	ND		3.7	0.85	ug/Kg	☼	03/06/18 16:00	03/12/18 16:59	1
Chloroform	ND		3.7	0.23	ug/Kg	☼	03/06/18 16:00	03/12/18 16:59	1
Chloromethane	ND		3.7	0.23	ug/Kg	☼	03/06/18 16:00	03/12/18 16:59	1
cis-1,2-Dichloroethene	ND		3.7	0.48	ug/Kg	☼	03/06/18 16:00	03/12/18 16:59	1
cis-1,3-Dichloropropene	ND		3.7	0.54	ug/Kg	☼	03/06/18 16:00	03/12/18 16:59	1
Cyclohexane	ND		3.7	0.52	ug/Kg	☼	03/06/18 16:00	03/12/18 16:59	1
Dibromochloromethane	ND		3.7	0.48	ug/Kg	☼	03/06/18 16:00	03/12/18 16:59	1
Dichlorodifluoromethane	ND		3.7	0.31	ug/Kg	☼	03/06/18 16:00	03/12/18 16:59	1
Ethylbenzene	ND		3.7	0.26	ug/Kg	☼	03/06/18 16:00	03/12/18 16:59	1
Isopropylbenzene	ND		3.7	0.56	ug/Kg	☼	03/06/18 16:00	03/12/18 16:59	1
Methyl acetate	ND		19	2.3	ug/Kg	☼	03/06/18 16:00	03/12/18 16:59	1
Methyl tert-butyl ether	ND		3.7	0.37	ug/Kg	☼	03/06/18 16:00	03/12/18 16:59	1
Methylcyclohexane	ND		3.7	0.57	ug/Kg	☼	03/06/18 16:00	03/12/18 16:59	1
Methylene Chloride	ND		3.7	1.7	ug/Kg	☼	03/06/18 16:00	03/12/18 16:59	1

Client Sample ID: SB-7 (1-2)

Date Collected: 03/05/18 11:15
Date Received: 03/06/18 17:30

Lab Sample ID: 480-132201-2

Matrix: Solid
Percent Solids: 83.4

Method: 8260C - Volatile Organic Compounds by GC/MS (Continued)

Analyte	Result	Qualifier	RL	MDL	Unit	D	Prepared	Analyzed	Dil Fac
Styrene	ND		3.7	0.19	ug/Kg	☼	03/06/18 16:00	03/12/18 16:59	1
Tetrachloroethene	ND		3.7	0.50	ug/Kg	☼	03/06/18 16:00	03/12/18 16:59	1
Toluene	ND		3.7	0.28	ug/Kg	☼	03/06/18 16:00	03/12/18 16:59	1
trans-1,2-Dichloroethene	ND		3.7	0.39	ug/Kg	☼	03/06/18 16:00	03/12/18 16:59	1
trans-1,3-Dichloropropene	ND		3.7	1.6	ug/Kg	☼	03/06/18 16:00	03/12/18 16:59	1
Trichloroethene	ND		3.7	0.82	ug/Kg	☼	03/06/18 16:00	03/12/18 16:59	1
Trichlorofluoromethane	ND		3.7	0.35	ug/Kg	☼	03/06/18 16:00	03/12/18 16:59	1
Vinyl chloride	ND		3.7	0.46	ug/Kg	☼	03/06/18 16:00	03/12/18 16:59	1
Xylenes, Total	ND		7.5	0.63	ug/Kg	☼	03/06/18 16:00	03/12/18 16:59	1

Surrogate	*%Recovery*	*Qualifier*	*Limits*	*Prepared*	*Analyzed*	*Dil Fac*
1,2-Dichloroethane-d4 (Surr)	*108*		*64 - 126*	*03/06/18 16:00*	*03/12/18 16:59*	*1*
4-Bromofluorobenzene (Surr)	*94*		*72 - 126*	*03/06/18 16:00*	*03/12/18 16:59*	*1*
Dibromofluoromethane (Surr)	*110*		*60 - 140*	*03/06/18 16:00*	*03/12/18 16:59*	*1*
Toluene-d8 (Surr)	*101*		*71 - 125*	*03/06/18 16:00*	*03/12/18 16:59*	*1*

Client Sample ID: SB-7 (2-4)

Date Collected: 03/05/18 11:30
Date Received: 03/06/18 17:30

Lab Sample ID: 480-132201-3

Matrix: Solid
Percent Solids: 86.9

Method: 8260C - Volatile Organic Compounds by GC/MS

Analyte	Result	Qualifier	RL	MDL	Unit	D	Prepared	Analyzed	Dil Fac
1,1,1-Trichloroethane	ND		3.9	0.29	ug/Kg	☼	03/06/18 16:00	03/12/18 17:25	1
1,1,2,2-Tetrachloroethane	ND		3.9	0.64	ug/Kg	☼	03/06/18 16:00	03/12/18 17:25	1
1,1,2-Trichloro-1,2,2-trifluoroethane	ND		3.9	0.90	ug/Kg	☼	03/06/18 16:00	03/12/18 17:25	1
1,1,2-Trichloroethane	ND		3.9	0.51	ug/Kg	☼	03/06/18 16:00	03/12/18 17:25	1
1,1-Dichloroethane	ND		3.9	0.48	ug/Kg	☼	03/06/18 16:00	03/12/18 17:25	1
1,1-Dichloroethene	ND		3.9	0.48	ug/Kg	☼	03/06/18 16:00	03/12/18 17:25	1
1,2,4-Trichlorobenzene	**0.49**	**J**	3.9	0.24	ug/Kg	☼	03/06/18 16:00	03/12/18 17:25	1
1,2-Dibromo-3-Chloropropane	ND		3.9	2.0	ug/Kg	☼	03/06/18 16:00	03/12/18 17:25	1
1,2-Dibromoethane	ND		3.9	0.51	ug/Kg	☼	03/06/18 16:00	03/12/18 17:25	1
1,2-Dichlorobenzene	ND		3.9	0.31	ug/Kg	☼	03/06/18 16:00	03/12/18 17:25	1
1,2-Dichloroethane	ND		3.9	0.20	ug/Kg	☼	03/06/18 16:00	03/12/18 17:25	1
1,2-Dichloropropane	ND		3.9	2.0	ug/Kg	☼	03/06/18 16:00	03/12/18 17:25	1
1,3-Dichlorobenzene	**0.55**	**J**	3.9	0.20	ug/Kg	☼	03/06/18 16:00	03/12/18 17:25	1
1,4-Dichlorobenzene	**0.66**	**J**	3.9	0.55	ug/Kg	☼	03/06/18 16:00	03/12/18 17:25	1
2-Butanone (MEK)	ND		20	1.4	ug/Kg	☼	03/06/18 16:00	03/12/18 17:25	1
2-Hexanone	ND		20	2.0	ug/Kg	☼	03/06/18 16:00	03/12/18 17:25	1
4-Methyl-2-pentanone (MIBK)	ND		20	1.3	ug/Kg	☼	03/06/18 16:00	03/12/18 17:25	1
Acetone	20 UB	~~18 J~~	20	3.3	ug/Kg	☼	03/06/18 16:00	03/12/18 17:25	1
Benzene	ND		3.9	0.19	ug/Kg	☼	03/06/18 16:00	03/12/18 17:25	1
Bromodichloromethane	ND		3.9	0.53	ug/Kg	☼	03/06/18 16:00	03/12/18 17:25	1
Bromoform	ND		3.9	2.0	ug/Kg	☼	03/06/18 16:00	03/12/18 17:25	1
Bromomethane	ND		3.9	0.35	ug/Kg	☼	03/06/18 16:00	03/12/18 17:25	1
Carbon disulfide	ND		3.9	2.0	ug/Kg	☼	03/06/18 16:00	03/12/18 17:25	1
Carbon tetrachloride	ND		3.9	0.38	ug/Kg	☼	03/06/18 16:00	03/12/18 17:25	1
Chlorobenzene	ND		3.9	0.52	ug/Kg	☼	03/06/18 16:00	03/12/18 17:25	1
Chloroethane	ND		3.9	0.89	ug/Kg	☼	03/06/18 16:00	03/12/18 17:25	1
Chloroform	ND		3.9	0.24	ug/Kg	☼	03/06/18 16:00	03/12/18 17:25	1
Chloromethane	ND		3.9	0.24	ug/Kg	☼	03/06/18 16:00	03/12/18 17:25	1

Client Sample ID: SB-7 (2-4)

Date Collected: 03/05/18 11:30
Date Received: 03/06/18 17:30

Lab Sample ID: 480-132201-3

Matrix: Solid
Percent Solids: 86.9

Method: 8260C - Volatile Organic Compounds by GC/MS (Continued)

Analyte	Result	Qualifier	RL	MDL	Unit	D	Prepared	Analyzed	Dil Fac
cis-1,2-Dichloroethene	ND		3.9	0.50	ug/Kg	☼	03/06/18 16:00	03/12/18 17:25	1
cis-1,3-Dichloropropene	ND		3.9	0.57	ug/Kg	☼	03/06/18 16:00	03/12/18 17:25	1
Cyclohexane	ND		3.9	0.55	ug/Kg	☼	03/06/18 16:00	03/12/18 17:25	1
Dibromochloromethane	ND		3.9	0.50	ug/Kg	☼	03/06/18 16:00	03/12/18 17:25	1
Dichlorodifluoromethane	ND		3.9	0.33	ug/Kg	☼	03/06/18 16:00	03/12/18 17:25	1
Ethylbenzene	ND		3.9	0.27	ug/Kg	☼	03/06/18 16:00	03/12/18 17:25	1
Isopropylbenzene	ND		3.9	0.59	ug/Kg	☼	03/06/18 16:00	03/12/18 17:25	1
Methyl acetate	ND		20	2.4	ug/Kg	☼	03/06/18 16:00	03/12/18 17:25	1
Methyl tert-butyl ether	ND		3.9	0.39	ug/Kg	☼	03/06/18 16:00	03/12/18 17:25	1
Methylcyclohexane	ND		3.9	0.60	ug/Kg	☼	03/06/18 16:00	03/12/18 17:25	1
Methylene Chloride	ND		3.9	1.8	ug/Kg	☼	03/06/18 16:00	03/12/18 17:25	1
Styrene	ND		3.9	0.20	ug/Kg	☼	03/06/18 16:00	03/12/18 17:25	1
Tetrachloroethene	ND		3.9	0.53	ug/Kg	☼	03/06/18 16:00	03/12/18 17:25	1
Toluene	ND		3.9	0.30	ug/Kg	☼	03/06/18 16:00	03/12/18 17:25	1
trans-1,2-Dichloroethene	ND		3.9	0.41	ug/Kg	☼	03/06/18 16:00	03/12/18 17:25	1
trans-1,3-Dichloropropene	ND		3.9	1.7	ug/Kg	☼	03/06/18 16:00	03/12/18 17:25	1
Trichloroethene	ND		3.9	0.87	ug/Kg	☼	03/06/18 16:00	03/12/18 17:25	1
Trichlorofluoromethane	ND		3.9	0.37	ug/Kg	☼	03/06/18 16:00	03/12/18 17:25	1
Vinyl chloride	ND		3.9	0.48	ug/Kg	☼	03/06/18 16:00	03/12/18 17:25	1
Xylenes, Total	ND		7.9	0.66	ug/Kg	☼	03/06/18 16:00	03/12/18 17:25	1

Surrogate	*%Recovery*	*Qualifier*	*Limits*	*Prepared*	*Analyzed*	*Dil Fac*
1,2-Dichloroethane-d4 (Surr)	*121*		*64 - 126*	*03/06/18 16:00*	*03/12/18 17:25*	*1*
4-Bromofluorobenzene (Surr)	*97*		*72 - 126*	*03/06/18 16:00*	*03/12/18 17:25*	*1*
Dibromofluoromethane (Surr)	*112*		*60 - 140*	*03/06/18 16:00*	*03/12/18 17:25*	*1*
Toluene-d8 (Surr)	*98*		*71 - 125*	*03/06/18 16:00*	*03/12/18 17:25*	*1*

Client Sample ID: SB-7 (4-6)

Date Collected: 03/05/18 11:40
Date Received: 03/06/18 17:30

Lab Sample ID: 480-132201-4

Matrix: Solid
Percent Solids: 86.5

Method: 8260C - Volatile Organic Compounds by GC/MS

Analyte	Result	Qualifier	RL	MDL	Unit	D	Prepared	Analyzed	Dil Fac
1,1,1-Trichloroethane	ND		3.9	0.29	ug/Kg	☼	03/06/18 16:00	03/12/18 17:50	1
1,1,2,2-Tetrachloroethane	ND		3.9	0.64	ug/Kg	☼	03/06/18 16:00	03/12/18 17:50	1
1,1,2-Trichloro-1,2,2-trifluoroethane	ND		3.9	0.90	ug/Kg	☼	03/06/18 16:00	03/12/18 17:50	1
1,1,2-Trichloroethane	ND		3.9	0.51	ug/Kg	☼	03/06/18 16:00	03/12/18 17:50	1
1,1-Dichloroethane	ND		3.9	0.48	ug/Kg	☼	03/06/18 16:00	03/12/18 17:50	1
1,1-Dichloroethene	ND		3.9	0.48	ug/Kg	☼	03/06/18 16:00	03/12/18 17:50	1
1,2,4-Trichlorobenzene	**0.42**	**J**	3.9	0.24	ug/Kg	☼	03/06/18 16:00	03/12/18 17:50	1
1,2-Dibromo-3-Chloropropane	ND		3.9	2.0	ug/Kg	☼	03/06/18 16:00	03/12/18 17:50	1
1,2-Dibromoethane	ND		3.9	0.51	ug/Kg	☼	03/06/18 16:00	03/12/18 17:50	1
1,2-Dichlorobenzene	ND		3.9	0.31	ug/Kg	☼	03/06/18 16:00	03/12/18 17:50	1
1,2-Dichloroethane	ND		3.9	0.20	ug/Kg	☼	03/06/18 16:00	03/12/18 17:50	1
1,2-Dichloropropane	ND		3.9	2.0	ug/Kg	☼	03/06/18 16:00	03/12/18 17:50	1
1,3-Dichlorobenzene	**9.9**		3.9	0.20	ug/Kg	☼	03/06/18 16:00	03/12/18 17:50	1
1,4-Dichlorobenzene	**3.0**	**J**	3.9	0.55	ug/Kg	☼	03/06/18 16:00	03/12/18 17:50	1
2-Butanone (MEK)	ND		20	1.4	ug/Kg	☼	03/06/18 16:00	03/12/18 17:50	1
2-Hexanone	ND		20	2.0	ug/Kg	☼	03/06/18 16:00	03/12/18 17:50	1
4-Methyl-2-pentanone (MIBK)	ND		20	1.3	ug/Kg	☼	03/06/18 16:00	03/12/18 17:50	1

Client Sample ID: SB-7 (4-6)

Date Collected: 03/05/18 11:40
Date Received: 03/06/18 17:30

Lab Sample ID: 480-132201-4

Matrix: Solid
Percent Solids: 86.5

Method: 8260C - Volatile Organic Compounds by GC/MS (Continued)

Analyte	Result	Qualifier	RL	MDL	Unit	D	Prepared	Analyzed	Dil Fac
Acetone	20 UB ~~7.1~~ ~~J~~		20	3.3	ug/Kg	☼	03/06/18 16:00	03/12/18 17:50	1
Benzene	ND		3.9	0.19	ug/Kg	☼	03/06/18 16:00	03/12/18 17:50	1
Bromodichloromethane	ND		3.9	0.53	ug/Kg	☼	03/06/18 16:00	03/12/18 17:50	1
Bromoform	ND		3.9	2.0	ug/Kg	☼	03/06/18 16:00	03/12/18 17:50	1
Bromomethane	ND		3.9	0.35	ug/Kg	☼	03/06/18 16:00	03/12/18 17:50	1
Carbon disulfide	ND		3.9	2.0	ug/Kg	☼	03/06/18 16:00	03/12/18 17:50	1
Carbon tetrachloride	ND		3.9	0.38	ug/Kg	☼	03/06/18 16:00	03/12/18 17:50	1
Chlorobenzene	ND		3.9	0.52	ug/Kg	☼	03/06/18 16:00	03/12/18 17:50	1
Chloroethane	ND		3.9	0.89	ug/Kg	☼	03/06/18 16:00	03/12/18 17:50	1
Chloroform	ND		3.9	0.24	ug/Kg	☼	03/06/18 16:00	03/12/18 17:50	1
Chloromethane	ND		3.9	0.24	ug/Kg	☼	03/06/18 16:00	03/12/18 17:50	1
cis-1,2-Dichloroethene	ND		3.9	0.50	ug/Kg	☼	03/06/18 16:00	03/12/18 17:50	1
cis-1,3-Dichloropropene	ND		3.9	0.57	ug/Kg	☼	03/06/18 16:00	03/12/18 17:50	1
Cyclohexane	ND		3.9	0.55	ug/Kg	☼	03/06/18 16:00	03/12/18 17:50	1
Dibromochloromethane	ND		3.9	0.50	ug/Kg	☼	03/06/18 16:00	03/12/18 17:50	1
Dichlorodifluoromethane	ND		3.9	0.33	ug/Kg	☼	03/06/18 16:00	03/12/18 17:50	1
Ethylbenzene	ND		3.9	0.27	ug/Kg	☼	03/06/18 16:00	03/12/18 17:50	1
Isopropylbenzene	ND		3.9	0.59	ug/Kg	☼	03/06/18 16:00	03/12/18 17:50	1
Methyl acetate	ND		20	2.4	ug/Kg	☼	03/06/18 16:00	03/12/18 17:50	1
Methyl tert-butyl ether	ND		3.9	0.39	ug/Kg	☼	03/06/18 16:00	03/12/18 17:50	1
Methylcyclohexane	ND		3.9	0.60	ug/Kg	☼	03/06/18 16:00	03/12/18 17:50	1
Methylene Chloride	ND		3.9	1.8	ug/Kg	☼	03/06/18 16:00	03/12/18 17:50	1
Styrene	ND		3.9	0.20	ug/Kg	☼	03/06/18 16:00	03/12/18 17:50	1
Tetrachloroethene	ND		3.9	0.53	ug/Kg	☼	03/06/18 16:00	03/12/18 17:50	1
Toluene	ND		3.9	0.30	ug/Kg	☼	03/06/18 16:00	03/12/18 17:50	1
trans-1,2-Dichloroethene	ND		3.9	0.41	ug/Kg	☼	03/06/18 16:00	03/12/18 17:50	1
trans-1,3-Dichloropropene	ND		3.9	1.7	ug/Kg	☼	03/06/18 16:00	03/12/18 17:50	1
Trichloroethene	ND		3.9	0.87	ug/Kg	☼	03/06/18 16:00	03/12/18 17:50	1
Trichlorofluoromethane	ND		3.9	0.37	ug/Kg	☼	03/06/18 16:00	03/12/18 17:50	1
Vinyl chloride	ND		3.9	0.48	ug/Kg	☼	03/06/18 16:00	03/12/18 17:50	1
Xylenes, Total	ND		7.9	0.66	ug/Kg	☼	03/06/18 16:00	03/12/18 17:50	1

Surrogate	*%Recovery*	*Qualifier*	*Limits*	*Prepared*	*Analyzed*	*Dil Fac*
1,2-Dichloroethane-d4 (Surr)	*120*		*64 - 126*	*03/06/18 16:00*	*03/12/18 17:50*	*1*
4-Bromofluorobenzene (Surr)	*96*		*72 - 126*	*03/06/18 16:00*	*03/12/18 17:50*	*1*
Dibromofluoromethane (Surr)	*111*		*60 - 140*	*03/06/18 16:00*	*03/12/18 17:50*	*1*
Toluene-d8 (Surr)	*97*		*71 - 125*	*03/06/18 16:00*	*03/12/18 17:50*	*1*

ARCADIS Design & Consultancy for natural and built assets

General Electric Company

Buffalo Service Shop

Tonawanda, New York

NYSDEC ID 915244; EPA ID NYD067539940

DATA USABILITY SUMMARY REPORT

Volatile Organic Compound (VOC) and Polychlorinated Biphenyl (PCB) Analyses

SDG #480-132204-1, -2, and -3

Analyses Performed By:
TestAmerica Laboratories, Inc.
Amherst, New York

Report #29569R
Review Level: Tier III
Project: AP013103.1000.1000B

SUMMARY

This Data Usability Summary Report (DUSR) summarizes the review of Sample Delivery Groups (SDGs) #480-132204-1, -2, and -3 for samples collected in association with The General Electric Company (GE) Buffalo Service Shop in Tonawanda, NY (NYSDEC ID 915244; EPA ID NYD067539940). The review was conducted as a Tier III evaluation and included review of laboratory analytical data package completeness. Field documentation was not included in this review. Included with this assessment are the post-validation annotated sample result sheets, and chain of custody (COC). Analyses were performed for volatile organic compounds (VOCs) and polychlorinated biphenyls (PCBs) on the following samples:

SDG	Sample ID	Lab ID	Matrix	Sample Collection Date	Parent Sample	Analysis	
						VOC	PCB
480-132204-1	SB-1 (4-6)	480-132204-4	Soil	3/6/2018		X	
	SB-1 (6-8)	480-132204-5	Soil	3/6/2018		X	
	SB-16 (0-1)	480-132204-8	Soil	3/6/2018		X	
	SB-16 (1-2)	480-132204-9	Soil	3/6/2018		X	
	SB-16 (2-4)	480-132204-10	Soil	3/6/2018		X	
	SB-16 (4-6)	480-132204-11	Soil	3/6/2018		X	
480-132204-2	SB-1(0-1)	480-132204-1	Soil	3/6/2018			X
	SB-1 (1-2)	480-132204-2	Soil	3/6/2018			X
	SB-1(2-4)	480-132204-3	Soil	3/6/2018			X
	SB-1 (4-6)	480-132204-4	Soil	3/6/2018			X
	SB-1 (6-8)	480-132204-5	Soil	3/6/2018			X
	SB-1 (8-10)	480-132204-6	Soil	3/6/2018			X
	SB-1 (10-12)	480-132204-7	Soil	3/6/2018			X
	SB-16 (0-1)	480-132204-8	Soil	3/6/2018			X
	SB-16 (1-2)	480-132204-9	Soil	3/6/2018			X
	RB-1-3618	480-132204-12	Water	3/6/2018		X	X
	TB-1-3618	480-132204-13	Water	3/6/2018		X	X
480-132204-3	SB-1(0-1)	480-132204-1	Soil	3/6/2018		X	
	SB-1 (1-2)	480-132204-2	Soil	3/6/2018		X	
	SB-1(2-4)	480-132204-3	Soil	3/6/2018		X	

LABORATORY ANALYTICAL DATA PACKAGE DOCUMENTATION

The table below is the evaluation of the laboratory analytical data package completeness.

Items Reviewed	Reported		Performance Acceptable		Not Required
	No	Yes	No	Yes	
1. Sample receipt condition		X		X	
2. Requested analyses and sample results		X		X	
3. Master tracking list		X		X	
4. Methods of analysis		X		X	
5. Reporting limits		X		X	
6. Sample collection date		X		X	
7. Laboratory sample received date		X		X	
8. Sample preservation verification (as applicable)		X		X	
9. Sample preparation/extraction/analysis dates		X		X	
10. Fully executed COC form		X		X	
11. Narrative summary of quality assurance (QA) or sample problems provided		X		X	
12. Data Package Completeness and Compliance		X		X	

ORGANIC ANALYSIS INTRODUCTION

VOC and PCB analyses were performed according to United States Environmental Protection Agency (USEPA) SW-846 Methods 8260C and 8082A, respectively. Data were reviewed in accordance with the USEPA Region II validation guidelines *Validating Volatile Organic Compounds by Gas Chromatography/Mass Spectrometry SW-846 Method 8260B* (SOP #HW-24, October 2006) and *Validating PCB Compounds by Gas Chromatography SW-846 Method 8082A* (SOP #HW-45, October 2006); the USEPA *National Functional Guidelines for Organic Superfund Methods Data Review* (January 2017); USEPA *Contract Laboratory Program National Functional Guidelines for Organic Data Review* (October 1999); and the *RCRA Facility Investigation Work Plan for Sub-Slab Soils, Buffalo Service Shop* (November 2017).

The data review process is an evaluation of data on a technical basis rather than a determination of contract compliance. As such, the standards against which the data are being weighed may differ from those specified in the analytical method. It is assumed that the data package represents the best efforts of the laboratory and had already been subjected to adequate and sufficient quality review prior to submission.

During the review process, laboratory qualified and unqualified data are verified against the supporting documentation. Based on this evaluation, qualifier codes may be added, deleted, or modified by the data reviewer. Results are qualified with the following codes in accordance with USEPA National Functional Guidelines:

- Concentration (C) Qualifiers
  - U The compound was analyzed for but not detected. The associated value is the compound quantitation limit.
  - B The compound has been found in the sample as well as its associated blank, its presence in the sample may be suspect.
- Quantitation (Q) Qualifiers
  - E The compound was quantitated above the calibration range.
  - D Concentration is based on a diluted sample analysis.
- Validation Qualifiers
  - J The compound was positively identified; however, the associated numerical value is an estimated concentration only.
  - UJ The compound was not detected above the reported sample quantitation limit. However, the reported limit is approximate and may or may not represent the actual limit of quantitation.
  - JN The analysis indicates the presence of a compound for which there is presumptive evidence to make a tentative identification. The associated numerical value is an estimated concentration only.
  - UB Compound considered non-detect at the listed value due to associated blank contamination.
  - N The analysis indicates the presence of a compound for which there is presumptive evidence to make a tentative identification.
  - R The sample results are rejected.

The "R" flag means that the associated value is unusable. In other words, due to significant quality control (QC) problems, the analysis is invalid and provides no information as to whether the compound is present or not. "R" values should not appear on data tables because they cannot be relied upon. It is also important to note that while strict QC serves to increase confidence in data, any value potentially contains error.

VOLATILE ORGANIC COMPOUND ANALYSES

1. Holding Times

The specified holding times for the following methods are presented in the following table.

Method	Matrix	Holding Time	Preservation
SW-846 8260C	Water	14 days from collection to analysis	Cool to <6°C; preserved to a pH of less than 2
	Soil	48 hours from collection to extraction and 14 days from extraction to analysis	Cool to <6 °C.

All samples were analyzed within the specified holding time criteria.

2. Blank Contamination

QA blanks (i.e., method and rinse blanks) are prepared to identify contamination which may have been introduced into the samples during sample preparation or field activity. Method blanks measure laboratory contamination. Rinse blanks measure contamination of samples during field operations.

A blank action level (BAL) of five times the concentration of a detected compound in an associated blank (common laboratory contaminant compounds methylene chloride, 2-butanone, and acetone are calculated at ten times) is calculated for QA blanks containing concentrations greater than the method detection limit (MDL). The BAL is compared to the associated sample results to determine if qualification of the sample results is appropriate.

All compounds associated with the QA blanks exhibited a concentration less than the MDL, with the exception of the compounds listed in the following table. Sample results less than the BAL associated with the following sample locations were qualified as listed in the following table.

Sample Locations	Analyte	Sample Result	Qualification
SB-16 (4-6) SB-16 (0-1) SB-1 (6-8) SB-1(0-1) SB-1(0-1) SB-1(2-4)	Acetone (RB)	Detected sample results <RL and <BAL	"UB" at the RL
SB-16 (1-2) SB-16 (2-4) SB-1 (4-6)		Detected sample results >RL and <BAL	"UB" at detected sample concentration

Note:
RL Reporting limit
RB Rinse Blank

3. Mass Spectrometer Tuning

Mass spectrometer performance was acceptable and all analyses were performed within a 12-hour tune clock.

System performance and column resolution were acceptable.

4. Calibration

Satisfactory instrument calibration is established to ensure that the instrument is capable of producing acceptable quantitative data. An initial calibration demonstrates that the instrument is capable of acceptable performance at the beginning of an experimental sequence. The continuing calibration verifies that the instrument daily performance is satisfactory.

4.1 Initial Calibration

The method specifies percent relative standard deviation (%RSD) and relative response factor (RRF) limits for select compounds only. A technical review of the data applies limits to all compounds with no exceptions.

All target compounds associated with the initial calibration standards must exhibit a %RSD less than the control limit (20%) or a correlation coefficient greater than 0.99 and an RRF value greater than control limit (0.05).

All compounds associated with the initial calibrations were within the specified control limits.

4.2 Continuing Calibration

All target compounds associated with the continuing calibration verification (CCV) standard must exhibit a percent difference (%D) less than the control limit (20%) and RRF value greater than control limit (0.05).

All compounds associated with the calibrations were within the specified control limits, with the exception of the compounds presented in the following table.

Sample Locations	Initial/Continuing	Compound	Criteria
SB-1 (4-6) SB-1 (6-8) SB-16 (0-1) SB-16 (1-2) SB-16 (2-4) SB-16 (4-6)	CCV %D	Dichlorodifluoromethane	+26.4%
		2-Butanone (MEK)	+21.5%
		Carbon tetrachloride	+22.6%
		4-Methyl-2-pentanone (MIBK)	+25.9%
		2-Hexanone	+28.6%
		1,2-Dibromo-3-Chloropropane	+29.2%
RB-1-3618 TB-1-3618	CCV %D	Dichlorodifluoromethane	+28.1%
		1,1,2-Trichloro-1,2,2-trifluoroethane	+26.8%
		Acetone	+40.4%
		2-Butanone (MEK)	+25.4%
		Cyclohexane	+21.2%
		Carbon tetrachloride	+21.6%
		Methylcyclohexane	+30.5%

Sample Locations	Initial/Continuing	Compound	Criteria
SB-1(0-1) SB-1 (1-2) SB-1(2-4)	CCV %D	Dichlorodifluoromethane	+39.7%
		Trichlorofluoromethane	+32.4%
		Chloroform	+20.9%
		1,1,1-Trichloroethane	+30.9%
		Carbon tetrachloride	+40.9%
		1,2-Dichloroethane	+24.3%
		Bromodichloromethane	+23.9%
		Dibromochloromethane	+25.5%

The criteria used to evaluate the initial and continuing calibration are presented in the following table. In the case of a calibration deviation, the sample results are qualified.

Initial/Continuing	Criteria	Sample Result	Qualification
Initial and Continuing Calibration	RRF <0.05	Non-detect	R
		Detect	J
	RRF <0.01[1]	Non-detect	R
		Detect	J
	RRF >0.05 or RRF >0.01[1]	Non-detect	No Action
		Detect	
Initial Calibration	%RSD > 15% or a correlation coefficient <0.99	Non-detect	UJ
		Detect	J
	%RSD >90%	Non-detect	R
		Detect	J
Continuing Calibration	%D >20% (increase in sensitivity)	Non-detect	No Action
		Detect	J
	%D >20% (decrease in sensitivity)	Non-detect	UJ
		Detect	J

Note:

[1]RRF of 0.01 only applies to compounds which are typically poor responding compounds (i.e., ketones, 1,4-dioxane, etc.)

5. Surrogates/System Monitoring Compounds

All samples to be analyzed for organic compounds are spiked with surrogate compounds prior to sample preparation to evaluate overall laboratory performance and efficiency of the analytical technique. VOC

analysis requires that all surrogates associated with the analysis exhibit recoveries within the laboratory-established acceptance limits.

All surrogate recoveries were within control limits.

6. Internal Standard Performance

Internal standard performance criteria ensure that the GC/MS sensitivity and response are stable during every sample analysis. The criterion requires the internal standard compounds associated with the VOC exhibit area counts that are not greater than two times (+100%) or less than one-half (-50%) of the area counts of the associated continuing calibration standard.

All internal standard responses were within control limits.

7. Matrix Spike/Matrix Spike Duplicate Analysis

Matrix Spike/Matrix Spike Duplicate (MS/MSD) data are used to assess the precision and accuracy of the analytical method. The compounds used to perform the MS/MSD analysis must exhibit a percent recovery within the laboratory-established acceptance limits. The relative percent difference (RPD) between the MS/MSD recoveries must be within the laboratory-established acceptance limits.

Note: The MS/MSD recovery control limits do not apply for MS/MSD performed on sample locations where the compound concentration detected in the parent sample exceeds the MS/MSD concentration by a factor of four or greater.

Sample locations associated with the MS/MSD exhibiting recoveries outside of the control limits are presented in the following table.

Sample Location	Compound	MS Recovery	MSD Recovery
SB-1 (6-8)	1,1,2,2-Tetrachloroethane	<LL but >10%	<LL but >10%
	2-Butanone (MEK)	<LL but >10%	<LL but >10%
	Acetone	<LL but >10%	<LL but >10%

The criteria used to evaluate the MS/MSD recoveries are presented in the following table. In the case of an MS/MSD deviation, the sample results are qualified as documented in the table below.

Control Limit	Sample Result	Qualification
> the upper control limit (UL)	Non-detect	No Action
	Detect	J
< the lower control limit (LL) but > 10%	Non-detect	UJ
	Detect	J
< 10%	Non-detect	R
	Detect	J
Parent sample concentration > four times the MS/MSD spiking solution concentration (D).	Detect	No Action
	Non-detect	

8. Laboratory Control Sample Analysis

The Laboratory Control Sample (LCS) analysis is used to assess the accuracy of the analytical method independent of matrix interferences. The compounds associated with the LCS analysis must exhibit a percent recovery within the laboratory-established acceptance limits.

Sample locations associated with LCS analysis exhibiting recoveries outside of the control limits presented in the following table.

Sample Locations	Compound	LCS Recovery
RB-1-3618 TB-1-3618	Acetone	>UL
SB-1(0-1) SB-1 (1-2) SB-1(2-4)	1,2-Dibromo-3-Chloropropane	>UL

The criteria used to evaluate the LCS recoveries are presented in the following table. In the case of an LCS deviation, the sample results are qualified as documented in the table below.

Control Limit	Sample Result	Qualification
> the upper control limit (UL)	Non-detect	No Action
	Detect	J
< the lower control limit (LL) but > 10%	Non-detect	UJ
	Detect	J
< 10%	Non-detect	R
	Detect	J

9. Field Duplicate Analysis

Field duplicate analysis is used to assess the overall precision of the field sampling procedures and analytical method. For soil matrices, a control limit of 50% is applied to the RPD between the parent sample and the field duplicate. In the instance when the parent and/or duplicate sample concentrations are less than or equal to 5 times the reporting limit (RL), a control limit of three times the RL is applied for soil matrices.

A field duplicate was not performed on a sample within this data set.

10. Compound Identification

Compounds are identified on the gas chromatography/mass spectrometry (GC/MS) by using the analytes relative retention time and ion spectra.

All identified compounds met the specified criteria.

11. System Performance and Overall Assessment

Overall system performance was acceptable. Other than for those deviations specifically mentioned in this review, the overall data quality is within the guidelines specified in the method.

DATA VALIDATION CHECKLIST FOR VOCs

VOCs: SW-846 8260C	Reported		Performance Acceptable		Not Required
	No	Yes	No	Yes	
GAS CHROMATOGRAPHY/MASS SPECTROMETRY (GC/MS)					
Tier II Validation					
Holding times		X		X	
Reporting limits (units)		X		X	
Blanks					
A. Method blanks		X		X	
B. Equipment blanks		X	X		
C. Trip blanks		X		X	
Laboratory Control Sample (LCS) %R		X	X		
Laboratory Control Sample Duplicate (LCSD) %R	X				X
LCS/LCSD Precision (RPD)	X				X
Matrix Spike (MS) %R		X	X		
Matrix Spike Duplicate (MSD) %R		X	X		
MS/MSD Precision (RPD)		X		X	
Field/Lab Duplicate (RPD)		X		X	
Surrogate Spike Recoveries		X		X	
Dilution Factor		X		X	
Moisture Content		X		X	
Tier III Validation					
System performance and column resolution		X		X	
Initial calibration %RSDs		X		X	
Continuing calibration RRFs		X		X	
Continuing calibration %Ds		X	X		
Instrument tune and performance check		X		X	
Ion abundance criteria for each instrument used		X		X	
Internal standard		X		X	
Compound identification and quantitation					
A. Reconstructed ion chromatograms		X		X	
B. Quantitation Reports		X		X	

VOCs: SW-846 8260C	Reported		Performance Acceptable		Not Required
	No	Yes	No	Yes	
GAS CHROMATOGRAPHY/MASS SPECTROMETRY (GC/MS)					
C. RT of sample compounds within the established RT windows		X		X	
D. Transcription/calculation errors present		X		X	
E. Reporting limits adjusted to reflect sample dilutions		X		X	

Notes:

%RSD Percent Relative standard deviation
%R Percent recovery
%D Percent difference
RPD Relative percent difference
RT Retention time
RRF Relative response factor

POLYCHLORINATED BIPHENYL ANALYSES

1. Holding Times

The specified holding times for the following methods are presented in the following table.

Method	Matrix	Holding Time	Preservation
SW-846 8082A	Water	7 days from collection to extraction and 40 days from extraction to analysis	Cool to <6°C
	Soil	14 days from collection to extraction and 40 days from extraction to analysis	Cool to <6 °C

Note:
The holding times above are recommendations. PCBs are very stable in a variety of matrices, and holding times, under the conditions listed above, may be as long as a year per SW-846 8082A (February 2007).

All samples were analyzed within the specified holding time criteria.

2. Blank Contamination

QA blanks (i.e., method and rinse blanks) are prepared to identify contamination which may have been introduced into the samples during sample preparation or field activity. Method blanks measure laboratory contamination. Rinse blanks measure contamination of samples during field operations.

A BAL of five times the concentration of a detected Aroclor in an associated blank is calculated for QA blanks containing concentrations greater than the MDL. The BAL is compared to the associated sample results to determine if qualification of the sample results is appropriate.

Compounds were not detected above the MDL in the associated blanks; therefore, detected sample results were not associated with blank contamination and no qualification of the sample results was required.

3. Calibration

Satisfactory instrument calibration is established to ensure that the instrument is capable of producing acceptable quantitative data. An initial calibration demonstrates that the instrument is capable of acceptable performance at the beginning of an experimental sequence. The continuing calibration verifies that the instrument daily performance is satisfactory.

3.1 Initial Calibration

A maximum RSD of 20% is allowed or a correlation coefficient greater than 0.99. Multiple-point calibrations were performed for all Aroclors.

All Aroclors associated with the initial calibrations were within the specified control limits.

3.2 Continuing Calibration

All target compounds associated with the CCV standard must exhibit a %D less than the control limit (20%).

All Aroclors associated with continuing calibrations were within the specified control limits.

4. Surrogates/System Monitoring Compounds

All samples to be analyzed for organic compounds are spiked with surrogate compounds prior to sample preparation to evaluate overall laboratory performance and efficiency of the analytical technique. PCB analysis requires that the two PCB surrogate compounds exhibit recoveries within the laboratory-established acceptance limits.

All surrogate recoveries were within control limits.

5. Matrix Spike/Matrix Spike Duplicate Analysis

MS/MSD data are used to assess the precision and accuracy of the analytical method. The Aroclors used to perform the MS/MSD analysis must exhibit a percent recovery within the laboratory-established acceptance limits. The relative percent difference between the MS/MSD recoveries must exhibit an RPD within the laboratory-established acceptance limits.

Note: The MS/MSD recovery control limits do not apply for MS/MSD performed on sample locations where the Aroclor concentration detected in the parent sample exceeds the MS/MSD concentration by a factor of four or greater.

The MS/MSD analysis exhibited recoveries and RPD within acceptance limits.

6. Laboratory Control Sample/Laboratory Control Sample Duplicate Analysis

The LCS/Laboratory Control Sample Duplicate (LCSD) analysis is used to assess the accuracy of the analytical method independent of matrix interferences. The compounds associated with the LCS/LCSD analysis must exhibit a percent recovery within the laboratory-established acceptance limits.

Sample locations associated with LCS/LCSD analysis exhibiting recoveries outside of the control limits presented in the following table.

Sample Locations	Compound	LCS Recovery	LCSD Recovery
RB-1-3618	Aroclor 1016	AC	>UL

Note:

AC Acceptable

The criteria used to evaluate the LCS/LCSD recoveries are presented in the following table. In the case of an LCS/LCSD deviation, the sample results are qualified as documented in the table below.

Control Limit	Sample Result	Qualification
> the upper control limit (UL)	Non-detect	No Action
	Detect	J
< the lower control limit (LL) but > 10%	Non-detect	UJ
	Detect	J
< 10%	Non-detect	R
	Detect	J

7. Field Duplicate Analysis

Field duplicate analysis is used to assess the overall precision of the field sampling procedures and analytical method. For soil matrices, a control limit of 50% is applied to the RPD between the parent sample and the field duplicate. In the instance when the parent and/or duplicate sample concentrations are less than or equal to 5 times the RL, a control limit of three times the RL is applied for soil matrices.

A field duplicate was not performed on a sample within this data set.

8. Compound Identification

The retention times of all quantitated peaks must fall within the calculated retention time windows for both the primary and confirmation columns. When dual column analysis is performed the relative percent difference of detected sample results must be less than 25%.

Sample locations associated with RPD analysis exhibiting recoveries outside of the control limits are presented in the following table.

Sample Locations	Compound	RPD
SB-1 (1-2)	Aroclor 1254	53.1%
	Aroclor 1260	42.9%
SB-1 (4-6)	Aroclor 1254	75.5%
	Aroclor 1260	50.9%

The criteria used to evaluate the RPD are presented in the following table. In the case of a RPD deviation, the sample results are qualified as documented in the table below.

Control Limit (%D)	Qualification
>40% to 70%	J
>70% to 100%	JN
>100% [1]	R
>100% to 200% (Interference detected)[2]	J or JN
>50% (PCB sample results less than the RL)	U

When the PCB sample results are less than the RL and the RPD greater than 50% the sample result are raised to the RL and reported as non-detect.

Note 1: If the pattern is confirmed sample results will be qualified as estimated (J). If pattern exhibits interference or if the PCB cannot be positively determined due to weathering the sample results will be qualified as tentative identification estimate (JN).

Note 2: If interference is detected in either column the sample results will be qualified as tentative identification estimate (JN).

9. System Performance and Overall Assessment

Overall system performance was acceptable. Other than for those deviations specifically mentioned in this review, the overall data quality is within the guidelines specified in the method.

DATA VALIDATION CHECKLIST FOR PCBs

PCBs: SW-846 8082A	Reported		Performance Acceptable		Not Required
	No	Yes	No	Yes	
GAS CHROMATOGRAPHY (GC/ECD)					
Tier II Validation					
Holding times		X		X	
Reporting limits (units)		X		X	
Blanks					
A. Method blanks		X		X	
B. Equipment blanks		X		X	
Laboratory Control Sample (LCS) %R		X		X	
Laboratory Control Sample Duplicate (LCSD) %R		X	X		
LCS/LCSD Precision (RPD)		X		X	
Matrix Spike (MS) %R		X		X	
Matrix Spike Duplicate (MSD) %R		X		X	
MS/MSD Precision (RPD)		X		X	
Field/Lab Duplicate (RPD)		X		X	
Surrogate Spike Recoveries		X		X	
Column (RPD) (If dual column is performed-not confirmation purposes only)		X	X		
Dilution Factor		X		X	
Moisture Content		X		X	
Tier III Validation					
Initial calibration %RSDs		X		X	
Continuing calibration %Ds		X		X	
System performance and column resolution		X		X	
Compound identification and quantitation					
A. Quantitation Reports		X		X	
B. RT of sample compounds within the established RT windows		X		X	
C. Pattern identification		X		X	
D. Transcription/calculation errors present		X		X	
E. Reporting limits adjusted to reflect sample dilutions		X		X	

Notes:

%RSD Percent Relative standard deviation
%R Percent recovery
%D Percent difference
RPD Relative percent difference
RT Retention time

SAMPLE COMPLIANCE REPORT

SAMPLE COMPLIANCE REPORT

Sample Delivery Group (SDG)	Sampling Date	Protocol	Sample ID	Matrix	Compliancy[1]		Noncompliance
					VOC	PCB	
480-132204-1	3/6/2018	SW846	SB-1 (4-6)	Soil	No	--	VOC – Blank contamination
	3/6/2018	SW846	SB-1 (6-8)	Soil	No	--	VOC – Blank contamination, MS/MSD %R
	3/6/2018	SW846	SB-16 (0-1)	Soil	No	--	VOC – Blank contamination
	3/6/2018	SW846	SB-16 (1-2)	Soil	No	--	VOC – Blank contamination
	3/6/2018	SW846	SB-16 (2-4)	Soil	No	--	VOC – Blank contamination
	3/6/2018	SW846	SB-16 (4-6)	Soil	No	--	VOC – Blank contamination
480-132204-2	3/6/2018	SW846	SB-1(0-1)	Soil	--	Yes	
	3/6/2018	SW846	SB-1 (1-2)	Soil	--	No	PCB – Column %D
	3/6/2018	SW846	SB-1(2-4)	Soil	--	Yes	
	3/6/2018	SW846	SB-1 (4-6)	Soil	--	No	PCB – Column %D
	3/6/2018	SW846	SB-1 (6-8)	Soil	--	Yes	
	3/6/2018	SW846	SB-1 (8-10)	Soil	--	Yes	
	3/6/2018	SW846	SB-1 (10-12)	Soil	--	Yes	
	3/6/2018	SW846	SB-16 (0-1)	Soil	--	Yes	
	3/6/2018	SW846	SB-16 (1-2)	Soil	--	Yes	
	3/6/2018	SW846	RB-1-3618	Soil	Yes	Yes	
	3/6/2018	SW846	TB-1-3618	Soil	Yes	--	
480-132204-3	3/6/2018	SW846	SB-1(0-1)	Soil	No	--	VOC – Blank contamination
	3/6/2018	SW846	SB-1 (1-2)	Soil	No	--	VOC – Blank contamination
	3/6/2018	SW846	SB-1(2-4)	Soil	No	--	VOC – Blank contamination

Note:

1 Samples which are compliant with no added validation qualifiers are listed as "yes". Samples which are non-compliant or which have added qualifiers are listed as "no". A "no" designation does not necessarily indicate that the data have been rejected or are otherwise unusable.

VALIDATION PERFORMED BY: Andrew Korycinski

SIGNATURE:

DATE: April 16, 2018

PEER REVIEW: Dennis Capria

DATE: April 23, 2018

CHAIN OF CUSTODY

CORRECTED SAMPLE ANALYSIS DATA SHEETS

ARCADIS Design & Consultancy for natural and built assets

ID#:

CHAIN OF CUSTODY LABORATORY ANALYSIS REQUEST FORM

Page 1 of 1

Lab Work Order # 480

480-132204 COC

Send Results to:

Contact & Company Name: David Cornell Arcadis	Telephone: (315) 671-9379
Address: 110 W. Fayette Street, Suite 300	Fax: —
City State Zip: Syracuse, NY 13202	E-mail Address: David.Cornell@arcadis.com
Project Name/Location (City, State): GE-Tonawanda, NY	Project #: APO131O3.1000
Sampler's Printed Name: Joshua Miller	Sampler's Signature:

Preservative	E	FGE	E	EFG	B	B	none
Filtered (✓)							
# of Containers	1	4	1	4	2	2	2
Container Information	7	1,9	7	1,9	1	1	250mL amber

PARAMETER ANALYSIS & METHOD

Sample ID	Collection Date	Collection Time	Type Comp	Type Grab	Matrix	8082A PCBs	8260C VOCs 5 Day TAT*	8082 PCBs Archive*	8260C VOCs Archive*	8260C VOCs	8260C VOLs	8082A PCBs	REMARKS
SB-1 (0-1)	5/6/18	8:50	x		SO	X			X				
SB-1 (1-2)		9:05	x		SO	X			X				
SB-1 (2-4)		9:15	x		SO	X			X				
SB-1 (4-6)		9:30	x		SO	X	X		X JM				
SB-1 (6-8)		9:50	x		SO	X	X						MS/MSD
SB-1 (8-10)		10:30	x		SO	X			X				
SB-1 (10-12)		11:40	x		SO	X			X				
SB-16 (0-1)		14:40	x		SO	X	X						
SB-16 (1-2)		14:50	x		SO	X	X						
SB-16 (2-4)		15:25	x		SO		X	X					
SB-16 (4-6)		15:35	x		SO		X	X					
RB-1-3618		16:00	~	x	W						X	X	
TB-1-3618	↓ LAB PROVIDED				W						X		

Keys

Preservation Key:
A. H2SO4
B. HCL
C. HNO3
D. NaOH
E. None
F. MeOH
G. DI
H.

Container Information Key:
1. 40 mL Vial
2. 1 L Amber
3. 250 mL Plastic
4. 500 mL Plastic
5. Encore
6. 2 oz. Glass
7. 4 oz. Glass
8. 8 oz. Glass
9. 125 mL Plastic
10. 4 oz. Amber

Matrix Key:
SO- Soil, SE- Sediment, NL- NAPL/Oil, W- Water, SL- Sludge, SW- Sample Wipe, T- Tissue, A- Air

Special Instructions/Comments:

☐ Special QA/QC Instructions (✓)

Laboratory Information and Receipt		Relinquished By	Received By	Relinquished By	Laboratory Received By
Lab Name: Test America	Cooler Custody Seal (✓)	Printed Name: Joshua Miller	Printed Name: KINECHI	Printed Name:	Printed Name:
☑ Cooler packed with ice (✓)	☐ Intact ☐ Not Intact	Signature:	Signature:	Signature:	Signature:
Specify Turnaround Requirements: standard	Sample Receipt:	Firm: Arcadis	Firm: TAB	Firm:	Firm:
Shipping Tracking #:	Condition/Cooler Temp:	Date/Time: 3/6/18 /16:15	Date/Time: 3/6/18 1615	Date/Time:	Date/Time:

ID # 85704.1

3.4 #1

Page 1of 1

Client Sample ID: SB-1 (4-6)

Date Collected: 03/06/18 09:30
Date Received: 03/06/18 16:15

Lab Sample ID: 480-132204-4

Matrix: Solid
Percent Solids: 86.8

Method: 8260C - Volatile Organic Compounds by GC/MS

Analyte	Result	Qualifier	RL	MDL	Unit	D	Prepared	Analyzed	Dil Fac
1,1,1-Trichloroethane	ND		5.5	0.40	ug/Kg	☼	03/06/18 17:15	03/07/18 14:26	1
1,1,2,2-Tetrachloroethane	ND		5.5	0.89	ug/Kg	☼	03/06/18 17:15	03/07/18 14:26	1
1,1,2-Trichloro-1,2,2-trifluoroethane	ND		5.5	1.2	ug/Kg	☼	03/06/18 17:15	03/07/18 14:26	1
1,1,2-Trichloroethane	ND		5.5	0.71	ug/Kg	☼	03/06/18 17:15	03/07/18 14:26	1
1,1-Dichloroethane	ND		5.5	0.67	ug/Kg	☼	03/06/18 17:15	03/07/18 14:26	1
1,1-Dichloroethene	ND		5.5	0.67	ug/Kg	☼	03/06/18 17:15	03/07/18 14:26	1
1,2,4-Trichlorobenzene	ND		5.5	0.33	ug/Kg	☼	03/06/18 17:15	03/07/18 14:26	1
1,2-Dibromo-3-Chloropropane	ND		5.5	2.7	ug/Kg	☼	03/06/18 17:15	03/07/18 14:26	1
1,2-Dibromoethane	ND		5.5	0.70	ug/Kg	☼	03/06/18 17:15	03/07/18 14:26	1
1,2-Dichlorobenzene	ND		5.5	0.43	ug/Kg	☼	03/06/18 17:15	03/07/18 14:26	1
1,2-Dichloroethane	ND		5.5	0.27	ug/Kg	☼	03/06/18 17:15	03/07/18 14:26	1
1,2-Dichloropropane	ND		5.5	2.7	ug/Kg	☼	03/06/18 17:15	03/07/18 14:26	1
1,3-Dichlorobenzene	ND		5.5	0.28	ug/Kg	☼	03/06/18 17:15	03/07/18 14:26	1
1,4-Dichlorobenzene	ND		5.5	0.77	ug/Kg	☼	03/06/18 17:15	03/07/18 14:26	1
2-Butanone (MEK)	ND		27	2.0	ug/Kg	☼	03/06/18 17:15	03/07/18 14:26	1
2-Hexanone	ND		27	2.7	ug/Kg	☼	03/06/18 17:15	03/07/18 14:26	1
4-Methyl-2-pentanone (MIBK)	ND		27	1.8	ug/Kg	☼	03/06/18 17:15	03/07/18 14:26	1
Acetone	**29**	UB	27	4.6	ug/Kg	☼	03/06/18 17:15	03/07/18 14:26	1
Benzene	ND		5.5	0.27	ug/Kg	☼	03/06/18 17:15	03/07/18 14:26	1
Bromodichloromethane	ND		5.5	0.73	ug/Kg	☼	03/06/18 17:15	03/07/18 14:26	1
Bromoform	ND		5.5	2.7	ug/Kg	☼	03/06/18 17:15	03/07/18 14:26	1
Bromomethane	ND		5.5	0.49	ug/Kg	☼	03/06/18 17:15	03/07/18 14:26	1
Carbon disulfide	ND		5.5	2.7	ug/Kg	☼	03/06/18 17:15	03/07/18 14:26	1
Carbon tetrachloride	ND		5.5	0.53	ug/Kg	☼	03/06/18 17:15	03/07/18 14:26	1
Chlorobenzene	ND		5.5	0.72	ug/Kg	☼	03/06/18 17:15	03/07/18 14:26	1
Chloroethane	ND		5.5	1.2	ug/Kg	☼	03/06/18 17:15	03/07/18 14:26	1
Chloroform	ND		5.5	0.34	ug/Kg	☼	03/06/18 17:15	03/07/18 14:26	1
Chloromethane	ND		5.5	0.33	ug/Kg	☼	03/06/18 17:15	03/07/18 14:26	1
cis-1,2-Dichloroethene	ND		5.5	0.70	ug/Kg	☼	03/06/18 17:15	03/07/18 14:26	1
cis-1,3-Dichloropropene	ND		5.5	0.79	ug/Kg	☼	03/06/18 17:15	03/07/18 14:26	1
Cyclohexane	ND		5.5	0.77	ug/Kg	☼	03/06/18 17:15	03/07/18 14:26	1
Dibromochloromethane	ND		5.5	0.70	ug/Kg	☼	03/06/18 17:15	03/07/18 14:26	1
Dichlorodifluoromethane	ND		5.5	0.45	ug/Kg	☼	03/06/18 17:15	03/07/18 14:26	1
Ethylbenzene	ND		5.5	0.38	ug/Kg	☼	03/06/18 17:15	03/07/18 14:26	1
Isopropylbenzene	ND		5.5	0.82	ug/Kg	☼	03/06/18 17:15	03/07/18 14:26	1
Methyl acetate	ND		27	3.3	ug/Kg	☼	03/06/18 17:15	03/07/18 14:26	1
Methyl tert-butyl ether	ND		5.5	0.54	ug/Kg	☼	03/06/18 17:15	03/07/18 14:26	1
Methylcyclohexane	ND		5.5	0.83	ug/Kg	☼	03/06/18 17:15	03/07/18 14:26	1
Methylene Chloride	ND		5.5	2.5	ug/Kg	☼	03/06/18 17:15	03/07/18 14:26	1
Styrene	ND		5.5	0.27	ug/Kg	☼	03/06/18 17:15	03/07/18 14:26	1
Tetrachloroethene	ND		5.5	0.73	ug/Kg	☼	03/06/18 17:15	03/07/18 14:26	1
Toluene	**0.45**	J	5.5	0.41	ug/Kg	☼	03/06/18 17:15	03/07/18 14:26	1
trans-1,2-Dichloroethene	ND		5.5	0.56	ug/Kg	☼	03/06/18 17:15	03/07/18 14:26	1
trans-1,3-Dichloropropene	ND		5.5	2.4	ug/Kg	☼	03/06/18 17:15	03/07/18 14:26	1
Trichloroethene	ND		5.5	1.2	ug/Kg	☼	03/06/18 17:15	03/07/18 14:26	1
Trichlorofluoromethane	ND		5.5	0.52	ug/Kg	☼	03/06/18 17:15	03/07/18 14:26	1
Vinyl chloride	ND		5.5	0.67	ug/Kg	☼	03/06/18 17:15	03/07/18 14:26	1
Xylenes, Total	ND		11	0.92	ug/Kg	☼	03/06/18 17:15	03/07/18 14:26	1

Client Sample ID: SB-1 (4-6)

Date Collected: 03/06/18 09:30
Date Received: 03/06/18 16:15

Lab Sample ID: 480-132204-4

Matrix: Solid
Percent Solids: 86.8

Surrogate	*%Recovery*	*Qualifier*	*Limits*	*Prepared*	*Analyzed*	*Dil Fac*
1,2-Dichloroethane-d4 (Surr)	*106*		*64 - 126*	*03/06/18 17:15*	*03/07/18 14:26*	*1*
4-Bromofluorobenzene (Surr)	*95*		*72 - 126*	*03/06/18 17:15*	*03/07/18 14:26*	*1*
Dibromofluoromethane (Surr)	*105*		*60 - 140*	*03/06/18 17:15*	*03/07/18 14:26*	*1*
Toluene-d8 (Surr)	*101*		*71 - 125*	*03/06/18 17:15*	*03/07/18 14:26*	*1*

Client Sample ID: SB-1 (6-8)

Date Collected: 03/06/18 09:50
Date Received: 03/06/18 16:15

Lab Sample ID: 480-132204-5

Matrix: Solid
Percent Solids: 87.4

Method: 8260C - Volatile Organic Compounds by GC/MS

Analyte	Result	Qualifier	RL	MDL	Unit	D	Prepared	Analyzed	Dil Fac
1,1,1-Trichloroethane	ND		3.7	0.27	ug/Kg	☼	03/06/18 17:15	03/07/18 14:51	1
1,1,2,2-Tetrachloroethane	ND	~~F1~~ UJ	3.7	0.61	ug/Kg	☼	03/06/18 17:15	03/07/18 14:51	1
1,1,2-Trichloro-1,2,2-trifluoroethane	ND		3.7	0.85	ug/Kg	☼	03/06/18 17:15	03/07/18 14:51	1
1,1,2-Trichloroethane	ND		3.7	0.49	ug/Kg	☼	03/06/18 17:15	03/07/18 14:51	1
1,1-Dichloroethane	ND		3.7	0.46	ug/Kg	☼	03/06/18 17:15	03/07/18 14:51	1
1,1-Dichloroethene	ND		3.7	0.46	ug/Kg	☼	03/06/18 17:15	03/07/18 14:51	1
1,2,4-Trichlorobenzene	ND		3.7	0.23	ug/Kg	☼	03/06/18 17:15	03/07/18 14:51	1
1,2-Dibromo-3-Chloropropane	ND		3.7	1.9	ug/Kg	☼	03/06/18 17:15	03/07/18 14:51	1
1,2-Dibromoethane	ND		3.7	0.48	ug/Kg	☼	03/06/18 17:15	03/07/18 14:51	1
1,2-Dichlorobenzene	ND		3.7	0.29	ug/Kg	☼	03/06/18 17:15	03/07/18 14:51	1
1,2-Dichloroethane	ND		3.7	0.19	ug/Kg	☼	03/06/18 17:15	03/07/18 14:51	1
1,2-Dichloropropane	ND		3.7	1.9	ug/Kg	☼	03/06/18 17:15	03/07/18 14:51	1
1,3-Dichlorobenzene	ND		3.7	0.19	ug/Kg	☼	03/06/18 17:15	03/07/18 14:51	1
1,4-Dichlorobenzene	ND		3.7	0.52	ug/Kg	☼	03/06/18 17:15	03/07/18 14:51	1
2-Butanone (MEK)	ND	~~F1~~ UJ	19	1.4	ug/Kg	☼	03/06/18 17:15	03/07/18 14:51	1
2-Hexanone	ND		19	1.9	ug/Kg	☼	03/06/18 17:15	03/07/18 14:51	1
4-Methyl-2-pentanone (MIBK)	ND		19	1.2	ug/Kg	☼	03/06/18 17:15	03/07/18 14:51	1
Acetone	19 UBJ	~~11 J F1~~	19	3.1	ug/Kg	☼	03/06/18 17:15	03/07/18 14:51	1
Benzene	ND		3.7	0.18	ug/Kg	☼	03/06/18 17:15	03/07/18 14:51	1
Bromodichloromethane	ND		3.7	0.50	ug/Kg	☼	03/06/18 17:15	03/07/18 14:51	1
Bromoform	ND		3.7	1.9	ug/Kg	☼	03/06/18 17:15	03/07/18 14:51	1
Bromomethane	ND		3.7	0.34	ug/Kg	☼	03/06/18 17:15	03/07/18 14:51	1
Carbon disulfide	ND		3.7	1.9	ug/Kg	☼	03/06/18 17:15	03/07/18 14:51	1
Carbon tetrachloride	ND		3.7	0.36	ug/Kg	☼	03/06/18 17:15	03/07/18 14:51	1
Chlorobenzene	ND		3.7	0.49	ug/Kg	☼	03/06/18 17:15	03/07/18 14:51	1
Chloroethane	ND		3.7	0.84	ug/Kg	☼	03/06/18 17:15	03/07/18 14:51	1
Chloroform	ND		3.7	0.23	ug/Kg	☼	03/06/18 17:15	03/07/18 14:51	1
Chloromethane	ND		3.7	0.23	ug/Kg	☼	03/06/18 17:15	03/07/18 14:51	1
cis-1,2-Dichloroethene	ND		3.7	0.48	ug/Kg	☼	03/06/18 17:15	03/07/18 14:51	1
cis-1,3-Dichloropropene	ND		3.7	0.54	ug/Kg	☼	03/06/18 17:15	03/07/18 14:51	1
Cyclohexane	ND		3.7	0.52	ug/Kg	☼	03/06/18 17:15	03/07/18 14:51	1
Dibromochloromethane	ND		3.7	0.48	ug/Kg	☼	03/06/18 17:15	03/07/18 14:51	1
Dichlorodifluoromethane	ND		3.7	0.31	ug/Kg	☼	03/06/18 17:15	03/07/18 14:51	1
Ethylbenzene	ND		3.7	0.26	ug/Kg	☼	03/06/18 17:15	03/07/18 14:51	1
Isopropylbenzene	ND		3.7	0.56	ug/Kg	☼	03/06/18 17:15	03/07/18 14:51	1
Methyl acetate	ND		19	2.3	ug/Kg	☼	03/06/18 17:15	03/07/18 14:51	1
Methyl tert-butyl ether	ND		3.7	0.37	ug/Kg	☼	03/06/18 17:15	03/07/18 14:51	1
Methylcyclohexane	ND		3.7	0.57	ug/Kg	☼	03/06/18 17:15	03/07/18 14:51	1
Methylene Chloride	ND		3.7	1.7	ug/Kg	☼	03/06/18 17:15	03/07/18 14:51	1

Client Sample ID: SB-1 (6-8)

Lab Sample ID: 480-132204-5

Date Collected: 03/06/18 09:50
Matrix: Solid
Date Received: 03/06/18 16:15
Percent Solids: 87.4

Method: 8260C - Volatile Organic Compounds by GC/MS (Continued)

Analyte	Result	Qualifier	RL	MDL	Unit	D	Prepared	Analyzed	Dil Fac
Styrene	ND		3.7	0.19	ug/Kg	☼	03/06/18 17:15	03/07/18 14:51	1
Tetrachloroethene	ND		3.7	0.50	ug/Kg	☼	03/06/18 17:15	03/07/18 14:51	1
Toluene	ND		3.7	0.28	ug/Kg	☼	03/06/18 17:15	03/07/18 14:51	1
trans-1,2-Dichloroethene	ND		3.7	0.39	ug/Kg	☼	03/06/18 17:15	03/07/18 14:51	1
trans-1,3-Dichloropropene	ND		3.7	1.6	ug/Kg	☼	03/06/18 17:15	03/07/18 14:51	1
Trichloroethene	ND		3.7	0.82	ug/Kg	☼	03/06/18 17:15	03/07/18 14:51	1
Trichlorofluoromethane	ND		3.7	0.35	ug/Kg	☼	03/06/18 17:15	03/07/18 14:51	1
Vinyl chloride	ND		3.7	0.46	ug/Kg	☼	03/06/18 17:15	03/07/18 14:51	1
Xylenes, Total	ND		7.5	0.63	ug/Kg	☼	03/06/18 17:15	03/07/18 14:51	1

Surrogate	*%Recovery*	*Qualifier*	*Limits*	*Prepared*	*Analyzed*	*Dil Fac*
1,2-Dichloroethane-d4 (Surr)	*112*		*64 - 126*	*03/06/18 17:15*	*03/07/18 14:51*	*1*
4-Bromofluorobenzene (Surr)	*98*		*72 - 126*	*03/06/18 17:15*	*03/07/18 14:51*	*1*
Dibromofluoromethane (Surr)	*102*		*60 - 140*	*03/06/18 17:15*	*03/07/18 14:51*	*1*
Toluene-d8 (Surr)	*99*		*71 - 125*	*03/06/18 17:15*	*03/07/18 14:51*	*1*

Client Sample ID: SB-16 (0-1)

Lab Sample ID: 480-132204-8

Date Collected: 03/06/18 14:40
Matrix: Solid
Date Received: 03/06/18 16:15
Percent Solids: 82.9

Method: 8260C - Volatile Organic Compounds by GC/MS

Analyte	Result	Qualifier	RL	MDL	Unit	D	Prepared	Analyzed	Dil Fac
1,1,1-Trichloroethane	ND		4.2	0.31	ug/Kg	☼	03/06/18 17:15	03/07/18 15:16	1
1,1,2,2-Tetrachloroethane	ND		4.2	0.69	ug/Kg	☼	03/06/18 17:15	03/07/18 15:16	1
1,1,2-Trichloro-1,2,2-trifluoroethane	ND		4.2	0.97	ug/Kg	☼	03/06/18 17:15	03/07/18 15:16	1
1,1,2-Trichloroethane	ND		4.2	0.55	ug/Kg	☼	03/06/18 17:15	03/07/18 15:16	1
1,1-Dichloroethane	ND		4.2	0.52	ug/Kg	☼	03/06/18 17:15	03/07/18 15:16	1
1,1-Dichloroethene	ND		4.2	0.52	ug/Kg	☼	03/06/18 17:15	03/07/18 15:16	1
1,2,4-Trichlorobenzene	ND		4.2	0.26	ug/Kg	☼	03/06/18 17:15	03/07/18 15:16	1
1,2-Dibromo-3-Chloropropane	ND		4.2	2.1	ug/Kg	☼	03/06/18 17:15	03/07/18 15:16	1
1,2-Dibromoethane	ND		4.2	0.54	ug/Kg	☼	03/06/18 17:15	03/07/18 15:16	1
1,2-Dichlorobenzene	ND		4.2	0.33	ug/Kg	☼	03/06/18 17:15	03/07/18 15:16	1
1,2-Dichloroethane	ND		4.2	0.21	ug/Kg	☼	03/06/18 17:15	03/07/18 15:16	1
1,2-Dichloropropane	ND		4.2	2.1	ug/Kg	☼	03/06/18 17:15	03/07/18 15:16	1
1,3-Dichlorobenzene	ND		4.2	0.22	ug/Kg	☼	03/06/18 17:15	03/07/18 15:16	1
1,4-Dichlorobenzene	ND		4.2	0.59	ug/Kg	☼	03/06/18 17:15	03/07/18 15:16	1
2-Butanone (MEK)	ND		21	1.5	ug/Kg	☼	03/06/18 17:15	03/07/18 15:16	1
2-Hexanone	ND		21	2.1	ug/Kg	☼	03/06/18 17:15	03/07/18 15:16	1
4-Methyl-2-pentanone (MIBK)	ND		21	1.4	ug/Kg	☼	03/06/18 17:15	03/07/18 15:16	1
Acetone	21	UB ~~18 J~~	21	3.6	ug/Kg	☼	03/06/18 17:15	03/07/18 15:16	1
Benzene	ND		4.2	0.21	ug/Kg	☼	03/06/18 17:15	03/07/18 15:16	1
Bromodichloromethane	ND		4.2	0.57	ug/Kg	☼	03/06/18 17:15	03/07/18 15:16	1
Bromoform	ND		4.2	2.1	ug/Kg	☼	03/06/18 17:15	03/07/18 15:16	1
Bromomethane	ND		4.2	0.38	ug/Kg	☼	03/06/18 17:15	03/07/18 15:16	1
Carbon disulfide	ND		4.2	2.1	ug/Kg	☼	03/06/18 17:15	03/07/18 15:16	1
Carbon tetrachloride	ND		4.2	0.41	ug/Kg	☼	03/06/18 17:15	03/07/18 15:16	1
Chlorobenzene	ND		4.2	0.56	ug/Kg	☼	03/06/18 17:15	03/07/18 15:16	1
Chloroethane	ND		4.2	0.96	ug/Kg	☼	03/06/18 17:15	03/07/18 15:16	1
Chloroform	ND		4.2	0.26	ug/Kg	☼	03/06/18 17:15	03/07/18 15:16	1
Chloromethane	ND		4.2	0.26	ug/Kg	☼	03/06/18 17:15	03/07/18 15:16	1

Client Sample ID: SB-16 (0-1)

Lab Sample ID: 480-132204-8

Date Collected: 03/06/18 14:40
Matrix: Solid
Date Received: 03/06/18 16:15
Percent Solids: 82.9

Method: 8260C - Volatile Organic Compounds by GC/MS (Continued)

Analyte	Result	Qualifier	RL	MDL	Unit	D	Prepared	Analyzed	Dil Fac
cis-1,2-Dichloroethene	ND		4.2	0.54	ug/Kg	☼	03/06/18 17:15	03/07/18 15:16	1
cis-1,3-Dichloropropene	ND		4.2	0.61	ug/Kg	☼	03/06/18 17:15	03/07/18 15:16	1
Cyclohexane	ND		4.2	0.59	ug/Kg	☼	03/06/18 17:15	03/07/18 15:16	1
Dibromochloromethane	ND		4.2	0.54	ug/Kg	☼	03/06/18 17:15	03/07/18 15:16	1
Dichlorodifluoromethane	ND		4.2	0.35	ug/Kg	☼	03/06/18 17:15	03/07/18 15:16	1
Ethylbenzene	ND		4.2	0.29	ug/Kg	☼	03/06/18 17:15	03/07/18 15:16	1
Isopropylbenzene	ND		4.2	0.64	ug/Kg	☼	03/06/18 17:15	03/07/18 15:16	1
Methyl acetate	ND		21	2.6	ug/Kg	☼	03/06/18 17:15	03/07/18 15:16	1
Methyl tert-butyl ether	ND		4.2	0.42	ug/Kg	☼	03/06/18 17:15	03/07/18 15:16	1
Methylcyclohexane	ND		4.2	0.64	ug/Kg	☼	03/06/18 17:15	03/07/18 15:16	1
Methylene Chloride	ND		4.2	1.9	ug/Kg	☼	03/06/18 17:15	03/07/18 15:16	1
Styrene	ND		4.2	0.21	ug/Kg	☼	03/06/18 17:15	03/07/18 15:16	1
Tetrachloroethene	ND		4.2	0.57	ug/Kg	☼	03/06/18 17:15	03/07/18 15:16	1
Toluene	**0.32**	**J**	4.2	0.32	ug/Kg	☼	03/06/18 17:15	03/07/18 15:16	1
trans-1,2-Dichloroethene	ND		4.2	0.44	ug/Kg	☼	03/06/18 17:15	03/07/18 15:16	1
trans-1,3-Dichloropropene	ND		4.2	1.9	ug/Kg	☼	03/06/18 17:15	03/07/18 15:16	1
Trichloroethene	ND		4.2	0.93	ug/Kg	☼	03/06/18 17:15	03/07/18 15:16	1
Trichlorofluoromethane	ND		4.2	0.40	ug/Kg	☼	03/06/18 17:15	03/07/18 15:16	1
Vinyl chloride	ND		4.2	0.52	ug/Kg	☼	03/06/18 17:15	03/07/18 15:16	1
Xylenes, Total	ND		8.5	0.71	ug/Kg	☼	03/06/18 17:15	03/07/18 15:16	1

Surrogate	*%Recovery*	*Qualifier*	*Limits*	*Prepared*	*Analyzed*	*Dil Fac*
1,2-Dichloroethane-d4 (Surr)	*109*		*64 - 126*	*03/06/18 17:15*	*03/07/18 15:16*	*1*
4-Bromofluorobenzene (Surr)	*99*		*72 - 126*	*03/06/18 17:15*	*03/07/18 15:16*	*1*
Dibromofluoromethane (Surr)	*104*		*60 - 140*	*03/06/18 17:15*	*03/07/18 15:16*	*1*
Toluene-d8 (Surr)	*99*		*71 - 125*	*03/06/18 17:15*	*03/07/18 15:16*	*1*

Client Sample ID: SB-16 (1-2)

Lab Sample ID: 480-132204-9

Date Collected: 03/06/18 14:50
Matrix: Solid
Date Received: 03/06/18 16:15
Percent Solids: 76.7

Method: 8260C - Volatile Organic Compounds by GC/MS

Analyte	Result	Qualifier	RL	MDL	Unit	D	Prepared	Analyzed	Dil Fac
1,1,1-Trichloroethane	ND		5.6	0.41	ug/Kg	☼	03/06/18 17:15	03/07/18 15:41	1
1,1,2,2-Tetrachloroethane	ND		5.6	0.91	ug/Kg	☼	03/06/18 17:15	03/07/18 15:41	1
1,1,2-Trichloro-1,2,2-trifluoroethane	ND		5.6	1.3	ug/Kg	☼	03/06/18 17:15	03/07/18 15:41	1
1,1,2-Trichloroethane	ND		5.6	0.73	ug/Kg	☼	03/06/18 17:15	03/07/18 15:41	1
1,1-Dichloroethane	ND		5.6	0.68	ug/Kg	☼	03/06/18 17:15	03/07/18 15:41	1
1,1-Dichloroethene	ND		5.6	0.68	ug/Kg	☼	03/06/18 17:15	03/07/18 15:41	1
1,2,4-Trichlorobenzene	ND		5.6	0.34	ug/Kg	☼	03/06/18 17:15	03/07/18 15:41	1
1,2-Dibromo-3-Chloropropane	ND		5.6	2.8	ug/Kg	☼	03/06/18 17:15	03/07/18 15:41	1
1,2-Dibromoethane	ND		5.6	0.72	ug/Kg	☼	03/06/18 17:15	03/07/18 15:41	1
1,2-Dichlorobenzene	ND		5.6	0.44	ug/Kg	☼	03/06/18 17:15	03/07/18 15:41	1
1,2-Dichloroethane	ND		5.6	0.28	ug/Kg	☼	03/06/18 17:15	03/07/18 15:41	1
1,2-Dichloropropane	ND		5.6	2.8	ug/Kg	☼	03/06/18 17:15	03/07/18 15:41	1
1,3-Dichlorobenzene	ND		5.6	0.29	ug/Kg	☼	03/06/18 17:15	03/07/18 15:41	1
1,4-Dichlorobenzene	ND		5.6	0.78	ug/Kg	☼	03/06/18 17:15	03/07/18 15:41	1
2-Butanone (MEK)	ND		28	2.0	ug/Kg	☼	03/06/18 17:15	03/07/18 15:41	1
2-Hexanone	ND		28	2.8	ug/Kg	☼	03/06/18 17:15	03/07/18 15:41	1
4-Methyl-2-pentanone (MIBK)	ND		28	1.8	ug/Kg	☼	03/06/18 17:15	03/07/18 15:41	1

Client Sample ID: SB-16 (1-2)

Lab Sample ID: 480-132204-9

Date Collected: 03/06/18 14:50
Matrix: Solid
Date Received: 03/06/18 16:15
Percent Solids: 76.7

Method: 8260C - Volatile Organic Compounds by GC/MS (Continued)

Analyte	Result	Qualifier	RL	MDL	Unit	D	Prepared	Analyzed	Dil Fac
Acetone	34	UB	28	4.7	ug/Kg	☼	03/06/18 17:15	03/07/18 15:41	1
Benzene	ND		5.6	0.27	ug/Kg	☼	03/06/18 17:15	03/07/18 15:41	1
Bromodichloromethane	ND		5.6	0.75	ug/Kg	☼	03/06/18 17:15	03/07/18 15:41	1
Bromoform	ND		5.6	2.8	ug/Kg	☼	03/06/18 17:15	03/07/18 15:41	1
Bromomethane	ND		5.6	0.50	ug/Kg	☼	03/06/18 17:15	03/07/18 15:41	1
Carbon disulfide	ND		5.6	2.8	ug/Kg	☼	03/06/18 17:15	03/07/18 15:41	1
Carbon tetrachloride	ND		5.6	0.54	ug/Kg	☼	03/06/18 17:15	03/07/18 15:41	1
Chlorobenzene	ND		5.6	0.74	ug/Kg	☼	03/06/18 17:15	03/07/18 15:41	1
Chloroethane	ND		5.6	1.3	ug/Kg	☼	03/06/18 17:15	03/07/18 15:41	1
Chloroform	ND		5.6	0.35	ug/Kg	☼	03/06/18 17:15	03/07/18 15:41	1
Chloromethane	ND		5.6	0.34	ug/Kg	☼	03/06/18 17:15	03/07/18 15:41	1
cis-1,2-Dichloroethene	ND		5.6	0.71	ug/Kg	☼	03/06/18 17:15	03/07/18 15:41	1
cis-1,3-Dichloropropene	ND		5.6	0.80	ug/Kg	☼	03/06/18 17:15	03/07/18 15:41	1
Cyclohexane	ND		5.6	0.78	ug/Kg	☼	03/06/18 17:15	03/07/18 15:41	1
Dibromochloromethane	ND		5.6	0.71	ug/Kg	☼	03/06/18 17:15	03/07/18 15:41	1
Dichlorodifluoromethane	ND		5.6	0.46	ug/Kg	☼	03/06/18 17:15	03/07/18 15:41	1
Ethylbenzene	ND		5.6	0.39	ug/Kg	☼	03/06/18 17:15	03/07/18 15:41	1
Isopropylbenzene	ND		5.6	0.84	ug/Kg	☼	03/06/18 17:15	03/07/18 15:41	1
Methyl acetate	ND		28	3.4	ug/Kg	☼	03/06/18 17:15	03/07/18 15:41	1
Methyl tert-butyl ether	ND		5.6	0.55	ug/Kg	☼	03/06/18 17:15	03/07/18 15:41	1
Methylcyclohexane	ND		5.6	0.85	ug/Kg	☼	03/06/18 17:15	03/07/18 15:41	1
Methylene Chloride	ND		5.6	2.6	ug/Kg	☼	03/06/18 17:15	03/07/18 15:41	1
Styrene	ND		5.6	0.28	ug/Kg	☼	03/06/18 17:15	03/07/18 15:41	1
Tetrachloroethene	ND		5.6	0.75	ug/Kg	☼	03/06/18 17:15	03/07/18 15:41	1
Toluene	ND		5.6	0.42	ug/Kg	☼	03/06/18 17:15	03/07/18 15:41	1
trans-1,2-Dichloroethene	ND		5.6	0.58	ug/Kg	☼	03/06/18 17:15	03/07/18 15:41	1
trans-1,3-Dichloropropene	ND		5.6	2.5	ug/Kg	☼	03/06/18 17:15	03/07/18 15:41	1
Trichloroethene	ND		5.6	1.2	ug/Kg	☼	03/06/18 17:15	03/07/18 15:41	1
Trichlorofluoromethane	ND		5.6	0.53	ug/Kg	☼	03/06/18 17:15	03/07/18 15:41	1
Vinyl chloride	ND		5.6	0.68	ug/Kg	☼	03/06/18 17:15	03/07/18 15:41	1
Xylenes, Total	ND		11	0.94	ug/Kg	☼	03/06/18 17:15	03/07/18 15:41	1

Surrogate	*%Recovery*	*Qualifier*	*Limits*	*Prepared*	*Analyzed*	*Dil Fac*
1,2-Dichloroethane-d4 (Surr)	*106*		*64 - 126*	*03/06/18 17:15*	*03/07/18 15:41*	*1*
4-Bromofluorobenzene (Surr)	*96*		*72 - 126*	*03/06/18 17:15*	*03/07/18 15:41*	*1*
Dibromofluoromethane (Surr)	*104*		*60 - 140*	*03/06/18 17:15*	*03/07/18 15:41*	*1*
Toluene-d8 (Surr)	*100*		*71 - 125*	*03/06/18 17:15*	*03/07/18 15:41*	*1*

Client Sample ID: SB-16 (2-4)

Lab Sample ID: 480-132204-10

Date Collected: 03/06/18 15:25
Matrix: Solid
Date Received: 03/06/18 16:15
Percent Solids: 77.4

Method: 8260C - Volatile Organic Compounds by GC/MS

Analyte	Result	Qualifier	RL	MDL	Unit	D	Prepared	Analyzed	Dil Fac
1,1,1-Trichloroethane	ND		4.7	0.34	ug/Kg	☼	03/06/18 17:15	03/07/18 16:07	1
1,1,2,2-Tetrachloroethane	ND		4.7	0.76	ug/Kg	☼	03/06/18 17:15	03/07/18 16:07	1
1,1,2-Trichloro-1,2,2-trifluoroethane	ND		4.7	1.1	ug/Kg	☼	03/06/18 17:15	03/07/18 16:07	1
1,1,2-Trichloroethane	ND		4.7	0.61	ug/Kg	☼	03/06/18 17:15	03/07/18 16:07	1
1,1-Dichloroethane	ND		4.7	0.57	ug/Kg	☼	03/06/18 17:15	03/07/18 16:07	1
1,1-Dichloroethene	ND		4.7	0.57	ug/Kg	☼	03/06/18 17:15	03/07/18 16:07	1

Client Sample ID: SB-16 (2-4)

Date Collected: 03/06/18 15:25
Date Received: 03/06/18 16:15

Lab Sample ID: 480-132204-10

Matrix: Solid
Percent Solids: 77.4

Method: 8260C - Volatile Organic Compounds by GC/MS (Continued)

Analyte	Result	Qualifier	RL	MDL	Unit	D	Prepared	Analyzed	Dil Fac
1,2,4-Trichlorobenzene	ND		4.7	0.28	ug/Kg	☼	03/06/18 17:15	03/07/18 16:07	1
1,2-Dibromo-3-Chloropropane	ND		4.7	2.3	ug/Kg	☼	03/06/18 17:15	03/07/18 16:07	1
1,2-Dibromoethane	ND		4.7	0.60	ug/Kg	☼	03/06/18 17:15	03/07/18 16:07	1
1,2-Dichlorobenzene	ND		4.7	0.36	ug/Kg	☼	03/06/18 17:15	03/07/18 16:07	1
1,2-Dichloroethane	ND		4.7	0.23	ug/Kg	☼	03/06/18 17:15	03/07/18 16:07	1
1,2-Dichloropropane	ND		4.7	2.3	ug/Kg	☼	03/06/18 17:15	03/07/18 16:07	1
1,3-Dichlorobenzene	ND		4.7	0.24	ug/Kg	☼	03/06/18 17:15	03/07/18 16:07	1
1,4-Dichlorobenzene	ND		4.7	0.65	ug/Kg	☼	03/06/18 17:15	03/07/18 16:07	1
2-Butanone (MEK)	ND		23	1.7	ug/Kg	☼	03/06/18 17:15	03/07/18 16:07	1
2-Hexanone	ND		23	2.3	ug/Kg	☼	03/06/18 17:15	03/07/18 16:07	1
4-Methyl-2-pentanone (MIBK)	ND		23	1.5	ug/Kg	☼	03/06/18 17:15	03/07/18 16:07	1
Acetone	**28**	UB	23	3.9	ug/Kg	☼	03/06/18 17:15	03/07/18 16:07	1
Benzene	ND		4.7	0.23	ug/Kg	☼	03/06/18 17:15	03/07/18 16:07	1
Bromodichloromethane	ND		4.7	0.62	ug/Kg	☼	03/06/18 17:15	03/07/18 16:07	1
Bromoform	ND		4.7	2.3	ug/Kg	☼	03/06/18 17:15	03/07/18 16:07	1
Bromomethane	ND		4.7	0.42	ug/Kg	☼	03/06/18 17:15	03/07/18 16:07	1
Carbon disulfide	ND		4.7	2.3	ug/Kg	☼	03/06/18 17:15	03/07/18 16:07	1
Carbon tetrachloride	ND		4.7	0.45	ug/Kg	☼	03/06/18 17:15	03/07/18 16:07	1
Chlorobenzene	ND		4.7	0.61	ug/Kg	☼	03/06/18 17:15	03/07/18 16:07	1
Chloroethane	ND		4.7	1.1	ug/Kg	☼	03/06/18 17:15	03/07/18 16:07	1
Chloroform	ND		4.7	0.29	ug/Kg	☼	03/06/18 17:15	03/07/18 16:07	1
Chloromethane	ND		4.7	0.28	ug/Kg	☼	03/06/18 17:15	03/07/18 16:07	1
cis-1,2-Dichloroethene	ND		4.7	0.60	ug/Kg	☼	03/06/18 17:15	03/07/18 16:07	1
cis-1,3-Dichloropropene	ND		4.7	0.67	ug/Kg	☼	03/06/18 17:15	03/07/18 16:07	1
Cyclohexane	ND		4.7	0.65	ug/Kg	☼	03/06/18 17:15	03/07/18 16:07	1
Dibromochloromethane	ND		4.7	0.60	ug/Kg	☼	03/06/18 17:15	03/07/18 16:07	1
Dichlorodifluoromethane	ND		4.7	0.38	ug/Kg	☼	03/06/18 17:15	03/07/18 16:07	1
Ethylbenzene	ND		4.7	0.32	ug/Kg	☼	03/06/18 17:15	03/07/18 16:07	1
Isopropylbenzene	ND		4.7	0.70	ug/Kg	☼	03/06/18 17:15	03/07/18 16:07	1
Methyl acetate	ND		23	2.8	ug/Kg	☼	03/06/18 17:15	03/07/18 16:07	1
Methyl tert-butyl ether	ND		4.7	0.46	ug/Kg	☼	03/06/18 17:15	03/07/18 16:07	1
Methylcyclohexane	ND		4.7	0.71	ug/Kg	☼	03/06/18 17:15	03/07/18 16:07	1
Methylene Chloride	ND		4.7	2.1	ug/Kg	☼	03/06/18 17:15	03/07/18 16:07	1
Styrene	ND		4.7	0.23	ug/Kg	☼	03/06/18 17:15	03/07/18 16:07	1
Tetrachloroethene	ND		4.7	0.62	ug/Kg	☼	03/06/18 17:15	03/07/18 16:07	1
Toluene	ND		4.7	0.35	ug/Kg	☼	03/06/18 17:15	03/07/18 16:07	1
trans-1,2-Dichloroethene	ND		4.7	0.48	ug/Kg	☼	03/06/18 17:15	03/07/18 16:07	1
trans-1,3-Dichloropropene	ND		4.7	2.0	ug/Kg	☼	03/06/18 17:15	03/07/18 16:07	1
Trichloroethene	ND		4.7	1.0	ug/Kg	☼	03/06/18 17:15	03/07/18 16:07	1
Trichlorofluoromethane	ND		4.7	0.44	ug/Kg	☼	03/06/18 17:15	03/07/18 16:07	1
Vinyl chloride	ND		4.7	0.57	ug/Kg	☼	03/06/18 17:15	03/07/18 16:07	1
Xylenes, Total	ND		9.3	0.78	ug/Kg	☼	03/06/18 17:15	03/07/18 16:07	1

Surrogate	*%Recovery*	*Qualifier*	*Limits*	*Prepared*	*Analyzed*	*Dil Fac*
1,2-Dichloroethane-d4 (Surr)	*104*		*64 - 126*	*03/06/18 17:15*	*03/07/18 16:07*	*1*
4-Bromofluorobenzene (Surr)	*95*		*72 - 126*	*03/06/18 17:15*	*03/07/18 16:07*	*1*
Dibromofluoromethane (Surr)	*103*		*60 - 140*	*03/06/18 17:15*	*03/07/18 16:07*	*1*
Toluene-d8 (Surr)	*99*		*71 - 125*	*03/06/18 17:15*	*03/07/18 16:07*	*1*

Client Sample ID: SB-16 (4-6)

Date Collected: 03/06/18 15:35
Date Received: 03/06/18 16:15

Lab Sample ID: 480-132204-11

Matrix: Solid
Percent Solids: 78.0

Method: 8260C - Volatile Organic Compounds by GC/MS

Analyte	Result	Qualifier	RL	MDL	Unit	D	Prepared	Analyzed	Dil Fac
1,1,1-Trichloroethane	ND		4.2	0.31	ug/Kg	☼	03/06/18 17:15	03/07/18 16:33	1
1,1,2,2-Tetrachloroethane	ND		4.2	0.69	ug/Kg	☼	03/06/18 17:15	03/07/18 16:33	1
1,1,2-Trichloro-1,2,2-trifluoroethane	ND		4.2	0.97	ug/Kg	☼	03/06/18 17:15	03/07/18 16:33	1
1,1,2-Trichloroethane	ND		4.2	0.55	ug/Kg	☼	03/06/18 17:15	03/07/18 16:33	1
1,1-Dichloroethane	ND		4.2	0.52	ug/Kg	☼	03/06/18 17:15	03/07/18 16:33	1
1,1-Dichloroethene	ND		4.2	0.52	ug/Kg	☼	03/06/18 17:15	03/07/18 16:33	1
1,2,4-Trichlorobenzene	ND		4.2	0.26	ug/Kg	☼	03/06/18 17:15	03/07/18 16:33	1
1,2-Dibromo-3-Chloropropane	ND		4.2	2.1	ug/Kg	☼	03/06/18 17:15	03/07/18 16:33	1
1,2-Dibromoethane	ND		4.2	0.54	ug/Kg	☼	03/06/18 17:15	03/07/18 16:33	1
1,2-Dichlorobenzene	ND		4.2	0.33	ug/Kg	☼	03/06/18 17:15	03/07/18 16:33	1
1,2-Dichloroethane	ND		4.2	0.21	ug/Kg	☼	03/06/18 17:15	03/07/18 16:33	1
1,2-Dichloropropane	ND		4.2	2.1	ug/Kg	☼	03/06/18 17:15	03/07/18 16:33	1
1,3-Dichlorobenzene	ND		4.2	0.22	ug/Kg	☼	03/06/18 17:15	03/07/18 16:33	1
1,4-Dichlorobenzene	ND		4.2	0.59	ug/Kg	☼	03/06/18 17:15	03/07/18 16:33	1
2-Butanone (MEK)	ND		21	1.6	ug/Kg	☼	03/06/18 17:15	03/07/18 16:33	1
2-Hexanone	ND		21	2.1	ug/Kg	☼	03/06/18 17:15	03/07/18 16:33	1
4-Methyl-2-pentanone (MIBK)	ND		21	1.4	ug/Kg	☼	03/06/18 17:15	03/07/18 16:33	1
Acetone	21	UB ~~16 J~~	21	3.6	ug/Kg	☼	03/06/18 17:15	03/07/18 16:33	1
Benzene	ND		4.2	0.21	ug/Kg	☼	03/06/18 17:15	03/07/18 16:33	1
Bromodichloromethane	ND		4.2	0.57	ug/Kg	☼	03/06/18 17:15	03/07/18 16:33	1
Bromoform	ND		4.2	2.1	ug/Kg	☼	03/06/18 17:15	03/07/18 16:33	1
Bromomethane	ND		4.2	0.38	ug/Kg	☼	03/06/18 17:15	03/07/18 16:33	1
Carbon disulfide	ND		4.2	2.1	ug/Kg	☼	03/06/18 17:15	03/07/18 16:33	1
Carbon tetrachloride	ND		4.2	0.41	ug/Kg	☼	03/06/18 17:15	03/07/18 16:33	1
Chlorobenzene	ND		4.2	0.56	ug/Kg	☼	03/06/18 17:15	03/07/18 16:33	1
Chloroethane	ND		4.2	0.96	ug/Kg	☼	03/06/18 17:15	03/07/18 16:33	1
Chloroform	ND		4.2	0.26	ug/Kg	☼	03/06/18 17:15	03/07/18 16:33	1
Chloromethane	ND		4.2	0.26	ug/Kg	☼	03/06/18 17:15	03/07/18 16:33	1
cis-1,2-Dichloroethene	ND		4.2	0.54	ug/Kg	☼	03/06/18 17:15	03/07/18 16:33	1
cis-1,3-Dichloropropene	ND		4.2	0.61	ug/Kg	☼	03/06/18 17:15	03/07/18 16:33	1
Cyclohexane	ND		4.2	0.59	ug/Kg	☼	03/06/18 17:15	03/07/18 16:33	1
Dibromochloromethane	ND		4.2	0.54	ug/Kg	☼	03/06/18 17:15	03/07/18 16:33	1
Dichlorodifluoromethane	ND		4.2	0.35	ug/Kg	☼	03/06/18 17:15	03/07/18 16:33	1
Ethylbenzene	ND		4.2	0.29	ug/Kg	☼	03/06/18 17:15	03/07/18 16:33	1
Isopropylbenzene	ND		4.2	0.64	ug/Kg	☼	03/06/18 17:15	03/07/18 16:33	1
Methyl acetate	ND		21	2.6	ug/Kg	☼	03/06/18 17:15	03/07/18 16:33	1
Methyl tert-butyl ether	ND		4.2	0.42	ug/Kg	☼	03/06/18 17:15	03/07/18 16:33	1
Methylcyclohexane	ND		4.2	0.64	ug/Kg	☼	03/06/18 17:15	03/07/18 16:33	1
Methylene Chloride	ND		4.2	2.0	ug/Kg	☼	03/06/18 17:15	03/07/18 16:33	1
Styrene	ND		4.2	0.21	ug/Kg	☼	03/06/18 17:15	03/07/18 16:33	1
Tetrachloroethene	ND		4.2	0.57	ug/Kg	☼	03/06/18 17:15	03/07/18 16:33	1
Toluene	ND		4.2	0.32	ug/Kg	☼	03/06/18 17:15	03/07/18 16:33	1
trans-1,2-Dichloroethene	ND		4.2	0.44	ug/Kg	☼	03/06/18 17:15	03/07/18 16:33	1
trans-1,3-Dichloropropene	ND		4.2	1.9	ug/Kg	☼	03/06/18 17:15	03/07/18 16:33	1
Trichloroethene	ND		4.2	0.93	ug/Kg	☼	03/06/18 17:15	03/07/18 16:33	1
Trichlorofluoromethane	ND		4.2	0.40	ug/Kg	☼	03/06/18 17:15	03/07/18 16:33	1
Vinyl chloride	ND		4.2	0.52	ug/Kg	☼	03/06/18 17:15	03/07/18 16:33	1
Xylenes, Total	ND		8.5	0.71	ug/Kg	☼	03/06/18 17:15	03/07/18 16:33	1

Client Sample ID: SB-16 (4-6)

Date Collected: 03/06/18 15:35
Date Received: 03/06/18 16:15

Lab Sample ID: 480-132204-11

Matrix: Solid
Percent Solids: 78.0

Surrogate	%Recovery	Qualifier	Limits	Prepared	Analyzed	Dil Fac
1,2-Dichloroethane-d4 (Surr)	109		64 - 126	03/06/18 17:15	03/07/18 16:33	1
4-Bromofluorobenzene (Surr)	96		72 - 126	03/06/18 17:15	03/07/18 16:33	1
Dibromofluoromethane (Surr)	104		60 - 140	03/06/18 17:15	03/07/18 16:33	1
Toluene-d8 (Surr)	98		71 - 125	03/06/18 17:15	03/07/18 16:33	1

Client Sample ID: SB-1(0-1)

Date Collected: 03/06/18 08:50
Date Received: 03/06/18 16:15

Lab Sample ID: 480-132204-1

Matrix: Solid
Percent Solids: 98.0

Method: 8082A - Polychlorinated Biphenyls (PCBs) by Gas Chromatography

Analyte	Result	Qualifier	RL	MDL	Unit	D	Prepared	Analyzed	Dil Fac
PCB-1016	ND		0.21	0.042	mg/Kg	☼	03/07/18 14:04	03/08/18 20:24	1
PCB-1221	ND		0.21	0.042	mg/Kg	☼	03/07/18 14:04	03/08/18 20:24	1
PCB-1232	ND		0.21	0.042	mg/Kg	☼	03/07/18 14:04	03/08/18 20:24	1
PCB-1242	ND		0.21	0.042	mg/Kg	☼	03/07/18 14:04	03/08/18 20:24	1
PCB-1248	ND		0.21	0.042	mg/Kg	☼	03/07/18 14:04	03/08/18 20:24	1
PCB-1254	ND		0.21	0.10	mg/Kg	☼	03/07/18 14:04	03/08/18 20:24	1
PCB-1260	ND		0.21	0.10	mg/Kg	☼	03/07/18 14:04	03/08/18 20:24	1

Surrogate	*%Recovery*	*Qualifier*	*Limits*	*Prepared*	*Analyzed*	*Dil Fac*
Tetrachloro-m-xylene	*135*		*60 - 154*	*03/07/18 14:04*	*03/08/18 20:24*	*1*
Tetrachloro-m-xylene	*112*		*60 - 154*	*03/07/18 14:04*	*03/08/18 20:24*	*1*
DCB Decachlorobiphenyl	*200*	*X*	*65 - 174*	*03/07/18 14:04*	*03/08/18 20:24*	*1*
DCB Decachlorobiphenyl	*107*		*65 - 174*	*03/07/18 14:04*	*03/08/18 20:24*	*1*

Client Sample ID: SB-1 (1-2)

Date Collected: 03/06/18 09:05
Date Received: 03/06/18 16:15

Lab Sample ID: 480-132204-2

Matrix: Solid
Percent Solids: 96.8

Method: 8082A - Polychlorinated Biphenyls (PCBs) by Gas Chromatography

Analyte	Result	Qualifier	RL	MDL	Unit	D	Prepared	Analyzed	Dil Fac
PCB-1016	ND		0.25	0.050	mg/Kg	☼	03/07/18 14:04	03/08/18 20:40	1
PCB-1221	ND		0.25	0.050	mg/Kg	☼	03/07/18 14:04	03/08/18 20:40	1
PCB-1232	ND		0.25	0.050	mg/Kg	☼	03/07/18 14:04	03/08/18 20:40	1
PCB-1242	ND		0.25	0.050	mg/Kg	☼	03/07/18 14:04	03/08/18 20:40	1
PCB-1248	ND		0.25	0.050	mg/Kg	☼	03/07/18 14:04	03/08/18 20:40	1
PCB-1254	**0.36**	J	0.25	0.12	mg/Kg	☼	03/07/18 14:04	03/08/18 20:40	1
PCB-1260	**0.36**	J	0.25	0.12	mg/Kg	☼	03/07/18 14:04	03/08/18 20:40	1

Surrogate	*%Recovery*	*Qualifier*	*Limits*	*Prepared*	*Analyzed*	*Dil Fac*
Tetrachloro-m-xylene	*117*		*60 - 154*	*03/07/18 14:04*	*03/08/18 20:40*	*1*
Tetrachloro-m-xylene	*99*		*60 - 154*	*03/07/18 14:04*	*03/08/18 20:40*	*1*
DCB Decachlorobiphenyl	*172*		*65 - 174*	*03/07/18 14:04*	*03/08/18 20:40*	*1*
DCB Decachlorobiphenyl	*98*		*65 - 174*	*03/07/18 14:04*	*03/08/18 20:40*	*1*

Client Sample ID: SB-1(2-4)

Date Collected: 03/06/18 09:15
Date Received: 03/06/18 16:15

Lab Sample ID: 480-132204-3

Matrix: Solid
Percent Solids: 94.6

Method: 8082A - Polychlorinated Biphenyls (PCBs) by Gas Chromatography

Analyte	Result	Qualifier	RL	MDL	Unit	D	Prepared	Analyzed	Dil Fac
PCB-1016	ND		0.22	0.043	mg/Kg	☼	03/07/18 14:04	03/08/18 20:56	1
PCB-1221	ND		0.22	0.043	mg/Kg	☼	03/07/18 14:04	03/08/18 20:56	1
PCB-1232	ND		0.22	0.043	mg/Kg	☼	03/07/18 14:04	03/08/18 20:56	1
PCB-1242	ND		0.22	0.043	mg/Kg	☼	03/07/18 14:04	03/08/18 20:56	1
PCB-1248	ND		0.22	0.043	mg/Kg	☼	03/07/18 14:04	03/08/18 20:56	1
PCB-1254	ND		0.22	0.10	mg/Kg	☼	03/07/18 14:04	03/08/18 20:56	1
PCB-1260	ND		0.22	0.10	mg/Kg	☼	03/07/18 14:04	03/08/18 20:56	1

Surrogate	*%Recovery*	*Qualifier*	*Limits*	*Prepared*	*Analyzed*	*Dil Fac*
Tetrachloro-m-xylene	*128*		*60 - 154*	*03/07/18 14:04*	*03/08/18 20:56*	*1*

Client Sample ID: SB-1(2-4)

Date Collected: 03/06/18 09:15
Date Received: 03/06/18 16:15

Lab Sample ID: 480-132204-3

Matrix: Solid
Percent Solids: 94.6

Method: 8082A - Polychlorinated Biphenyls (PCBs) by Gas Chromatography (Continued)

Surrogate	*%Recovery*	*Qualifier*	*Limits*	*Prepared*	*Analyzed*	*Dil Fac*
Tetrachloro-m-xylene	*105*		*60 - 154*	*03/07/18 14:04*	*03/08/18 20:56*	*1*
DCB Decachlorobiphenyl	*188*	*X*	*65 - 174*	*03/07/18 14:04*	*03/08/18 20:56*	*1*
DCB Decachlorobiphenyl	*105*		*65 - 174*	*03/07/18 14:04*	*03/08/18 20:56*	*1*

Client Sample ID: SB-1 (4-6)

Date Collected: 03/06/18 09:30
Date Received: 03/06/18 16:15

Lab Sample ID: 480-132204-4

Matrix: Solid
Percent Solids: 86.8

Method: 8082A - Polychlorinated Biphenyls (PCBs) by Gas Chromatography

Analyte	Result	Qualifier	RL	MDL	Unit	D	Prepared	Analyzed	Dil Fac
PCB-1016	ND		0.21	0.040	mg/Kg	☼	03/07/18 14:04	03/08/18 21:12	1
PCB-1221	ND		0.21	0.040	mg/Kg	☼	03/07/18 14:04	03/08/18 21:12	1
PCB-1232	ND		0.21	0.040	mg/Kg	☼	03/07/18 14:04	03/08/18 21:12	1
PCB-1242	ND		0.21	0.040	mg/Kg	☼	03/07/18 14:04	03/08/18 21:12	1
PCB-1248	ND		0.21	0.040	mg/Kg	☼	03/07/18 14:04	03/08/18 21:12	1
PCB-1254	**0.46**	JN	0.21	0.096	mg/Kg	☼	03/07/18 14:04	03/08/18 21:12	1
PCB-1260	**0.61**	J	0.21	0.096	mg/Kg	☼	03/07/18 14:04	03/08/18 21:12	1

Surrogate	*%Recovery*	*Qualifier*	*Limits*	*Prepared*	*Analyzed*	*Dil Fac*
Tetrachloro-m-xylene	*119*		*60 - 154*	*03/07/18 14:04*	*03/08/18 21:12*	*1*
Tetrachloro-m-xylene	*94*		*60 - 154*	*03/07/18 14:04*	*03/08/18 21:12*	*1*
DCB Decachlorobiphenyl	*190*	*X*	*65 - 174*	*03/07/18 14:04*	*03/08/18 21:12*	*1*
DCB Decachlorobiphenyl	*109*		*65 - 174*	*03/07/18 14:04*	*03/08/18 21:12*	*1*

Client Sample ID: SB-1 (6-8)

Date Collected: 03/06/18 09:50
Date Received: 03/06/18 16:15

Lab Sample ID: 480-132204-5

Matrix: Solid
Percent Solids: 87.4

Method: 8082A - Polychlorinated Biphenyls (PCBs) by Gas Chromatography

Analyte	Result	Qualifier	RL	MDL	Unit	D	Prepared	Analyzed	Dil Fac
PCB-1016	ND		0.25	0.049	mg/Kg	☼	03/07/18 14:04	03/08/18 20:08	1
PCB-1221	ND		0.25	0.049	mg/Kg	☼	03/07/18 14:04	03/08/18 20:08	1
PCB-1232	ND		0.25	0.049	mg/Kg	☼	03/07/18 14:04	03/08/18 20:08	1
PCB-1242	ND		0.25	0.049	mg/Kg	☼	03/07/18 14:04	03/08/18 20:08	1
PCB-1248	ND		0.25	0.049	mg/Kg	☼	03/07/18 14:04	03/08/18 20:08	1
PCB-1254	ND		0.25	0.12	mg/Kg	☼	03/07/18 14:04	03/08/18 20:08	1
PCB-1260	ND		0.25	0.12	mg/Kg	☼	03/07/18 14:04	03/08/18 20:08	1

Surrogate	*%Recovery*	*Qualifier*	*Limits*	*Prepared*	*Analyzed*	*Dil Fac*
Tetrachloro-m-xylene	*135*		*60 - 154*	*03/07/18 14:04*	*03/08/18 20:08*	*1*
Tetrachloro-m-xylene	*123*		*60 - 154*	*03/07/18 14:04*	*03/08/18 20:08*	*1*
DCB Decachlorobiphenyl	*211*	*X*	*65 - 174*	*03/07/18 14:04*	*03/08/18 20:08*	*1*
DCB Decachlorobiphenyl	*107*		*65 - 174*	*03/07/18 14:04*	*03/08/18 20:08*	*1*

Client Sample ID: SB-1 (8-10)

Lab Sample ID: 480-132204-6

Date Collected: 03/06/18 11:30
Matrix: Solid
Date Received: 03/06/18 16:15
Percent Solids: 87.6

Method: 8082A - Polychlorinated Biphenyls (PCBs) by Gas Chromatography

Analyte	Result	Qualifier	RL	MDL	Unit	D	Prepared	Analyzed	Dil Fac
PCB-1016	ND		0.25	0.050	mg/Kg	☼	03/07/18 14:04	03/08/18 21:29	1
PCB-1221	ND		0.25	0.050	mg/Kg	☼	03/07/18 14:04	03/08/18 21:29	1
PCB-1232	ND		0.25	0.050	mg/Kg	☼	03/07/18 14:04	03/08/18 21:29	1
PCB-1242	ND		0.25	0.050	mg/Kg	☼	03/07/18 14:04	03/08/18 21:29	1
PCB-1248	ND		0.25	0.050	mg/Kg	☼	03/07/18 14:04	03/08/18 21:29	1
PCB-1254	ND		0.25	0.12	mg/Kg	☼	03/07/18 14:04	03/08/18 21:29	1
PCB-1260	ND		0.25	0.12	mg/Kg	☼	03/07/18 14:04	03/08/18 21:29	1

Surrogate	*%Recovery*	*Qualifier*	*Limits*	*Prepared*	*Analyzed*	*Dil Fac*
Tetrachloro-m-xylene	*132*		*60 - 154*	*03/07/18 14:04*	*03/08/18 21:29*	*1*
Tetrachloro-m-xylene	*117*		*60 - 154*	*03/07/18 14:04*	*03/08/18 21:29*	*1*
DCB Decachlorobiphenyl	*199*	*X*	*65 - 174*	*03/07/18 14:04*	*03/08/18 21:29*	*1*
DCB Decachlorobiphenyl	*106*		*65 - 174*	*03/07/18 14:04*	*03/08/18 21:29*	*1*

Client Sample ID: SB-1 (10-12)

Lab Sample ID: 480-132204-7

Date Collected: 03/06/18 11:40
Matrix: Solid
Date Received: 03/06/18 16:15
Percent Solids: 85.6

Method: 8082A - Polychlorinated Biphenyls (PCBs) by Gas Chromatography

Analyte	Result	Qualifier	RL	MDL	Unit	D	Prepared	Analyzed	Dil Fac
PCB-1016	ND		0.28	0.056	mg/Kg	☼	03/07/18 14:04	03/08/18 21:45	1
PCB-1221	ND		0.28	0.056	mg/Kg	☼	03/07/18 14:04	03/08/18 21:45	1
PCB-1232	ND		0.28	0.056	mg/Kg	☼	03/07/18 14:04	03/08/18 21:45	1
PCB-1242	ND		0.28	0.056	mg/Kg	☼	03/07/18 14:04	03/08/18 21:45	1
PCB-1248	ND		0.28	0.056	mg/Kg	☼	03/07/18 14:04	03/08/18 21:45	1
PCB-1254	ND		0.28	0.13	mg/Kg	☼	03/07/18 14:04	03/08/18 21:45	1
PCB-1260	ND		0.28	0.13	mg/Kg	☼	03/07/18 14:04	03/08/18 21:45	1

Surrogate	*%Recovery*	*Qualifier*	*Limits*	*Prepared*	*Analyzed*	*Dil Fac*
Tetrachloro-m-xylene	*143*		*60 - 154*	*03/07/18 14:04*	*03/08/18 21:45*	*1*
Tetrachloro-m-xylene	*121*		*60 - 154*	*03/07/18 14:04*	*03/08/18 21:45*	*1*
DCB Decachlorobiphenyl	*208*	*X*	*65 - 174*	*03/07/18 14:04*	*03/08/18 21:45*	*1*
DCB Decachlorobiphenyl	*108*		*65 - 174*	*03/07/18 14:04*	*03/08/18 21:45*	*1*

Client Sample ID: SB-16 (0-1)

Lab Sample ID: 480-132204-8

Date Collected: 03/06/18 14:40
Matrix: Solid
Date Received: 03/06/18 16:15
Percent Solids: 82.9

Method: 8082A - Polychlorinated Biphenyls (PCBs) by Gas Chromatography

Analyte	Result	Qualifier	RL	MDL	Unit	D	Prepared	Analyzed	Dil Fac
PCB-1016	ND		0.28	0.054	mg/Kg	☼	03/07/18 14:04	03/08/18 22:01	1
PCB-1221	ND		0.28	0.054	mg/Kg	☼	03/07/18 14:04	03/08/18 22:01	1
PCB-1232	ND		0.28	0.054	mg/Kg	☼	03/07/18 14:04	03/08/18 22:01	1
PCB-1242	ND		0.28	0.054	mg/Kg	☼	03/07/18 14:04	03/08/18 22:01	1
PCB-1248	ND		0.28	0.054	mg/Kg	☼	03/07/18 14:04	03/08/18 22:01	1
PCB-1254	ND		0.28	0.13	mg/Kg	☼	03/07/18 14:04	03/08/18 22:01	1
PCB-1260	ND		0.28	0.13	mg/Kg	☼	03/07/18 14:04	03/08/18 22:01	1

Surrogate	*%Recovery*	*Qualifier*	*Limits*	*Prepared*	*Analyzed*	*Dil Fac*
Tetrachloro-m-xylene	*132*		*60 - 154*	*03/07/18 14:04*	*03/08/18 22:01*	*1*
Tetrachloro-m-xylene	*110*		*60 - 154*	*03/07/18 14:04*	*03/08/18 22:01*	*1*

Client Sample ID: SB-16 (0-1)

Lab Sample ID: 480-132204-8
Date Collected: 03/06/18 14:40
Matrix: Solid
Date Received: 03/06/18 16:15
Percent Solids: 82.9

Method: 8082A - Polychlorinated Biphenyls (PCBs) by Gas Chromatography (Continued)

Surrogate	*%Recovery*	*Qualifier*	*Limits*	*Prepared*	*Analyzed*	*Dil Fac*
DCB Decachlorobiphenyl	*193*	*X*	*65 - 174*	*03/07/18 14:04*	*03/08/18 22:01*	*1*
DCB Decachlorobiphenyl	*104*		*65 - 174*	*03/07/18 14:04*	*03/08/18 22:01*	*1*

Client Sample ID: SB-16 (1-2)

Lab Sample ID: 480-132204-9
Date Collected: 03/06/18 14:50
Matrix: Solid
Date Received: 03/06/18 16:15
Percent Solids: 76.7

Method: 8082A - Polychlorinated Biphenyls (PCBs) by Gas Chromatography

Analyte	Result	Qualifier	RL	MDL	Unit	D	Prepared	Analyzed	Dil Fac
PCB-1016	ND		0.27	0.054	mg/Kg	☼	03/07/18 14:04	03/08/18 22:17	1
PCB-1221	ND		0.27	0.054	mg/Kg	☼	03/07/18 14:04	03/08/18 22:17	1
PCB-1232	ND		0.27	0.054	mg/Kg	☼	03/07/18 14:04	03/08/18 22:17	1
PCB-1242	ND		0.27	0.054	mg/Kg	☼	03/07/18 14:04	03/08/18 22:17	1
PCB-1248	ND		0.27	0.054	mg/Kg	☼	03/07/18 14:04	03/08/18 22:17	1
PCB-1254	ND		0.27	0.13	mg/Kg	☼	03/07/18 14:04	03/08/18 22:17	1
PCB-1260	ND		0.27	0.13	mg/Kg	☼	03/07/18 14:04	03/08/18 22:17	1

Surrogate	*%Recovery*	*Qualifier*	*Limits*	*Prepared*	*Analyzed*	*Dil Fac*
Tetrachloro-m-xylene	*132*		*60 - 154*	*03/07/18 14:04*	*03/08/18 22:17*	*1*
Tetrachloro-m-xylene	*108*		*60 - 154*	*03/07/18 14:04*	*03/08/18 22:17*	*1*
DCB Decachlorobiphenyl	*182*	*X*	*65 - 174*	*03/07/18 14:04*	*03/08/18 22:17*	*1*
DCB Decachlorobiphenyl	*96*		*65 - 174*	*03/07/18 14:04*	*03/08/18 22:17*	*1*

Client Sample ID: RB-1-3618

Lab Sample ID: 480-132204-12
Date Collected: 03/06/18 16:00
Matrix: Water
Date Received: 03/06/18 16:15

Method: 8260C - Volatile Organic Compounds by GC/MS

Analyte	Result	Qualifier	RL	MDL	Unit	D	Prepared	Analyzed	Dil Fac
1,1,1-Trichloroethane	ND		1.0	0.82	ug/L			03/07/18 00:32	1
1,1,2,2-Tetrachloroethane	ND		1.0	0.21	ug/L			03/07/18 00:32	1
1,1,2-Trichloro-1,2,2-trifluoroethane	ND		1.0	0.31	ug/L			03/07/18 00:32	1
1,1,2-Trichloroethane	ND		1.0	0.23	ug/L			03/07/18 00:32	1
1,1-Dichloroethane	ND		1.0	0.38	ug/L			03/07/18 00:32	1
1,1-Dichloroethene	ND		1.0	0.29	ug/L			03/07/18 00:32	1
1,2,4-Trichlorobenzene	ND		1.0	0.41	ug/L			03/07/18 00:32	1
1,2-Dibromo-3-Chloropropane	ND		1.0	0.39	ug/L			03/07/18 00:32	1
1,2-Dibromoethane	ND		1.0	0.73	ug/L			03/07/18 00:32	1
1,2-Dichlorobenzene	ND		1.0	0.79	ug/L			03/07/18 00:32	1
1,2-Dichloroethane	ND		1.0	0.21	ug/L			03/07/18 00:32	1
1,2-Dichloropropane	ND		1.0	0.72	ug/L			03/07/18 00:32	1
1,3-Dichlorobenzene	ND		1.0	0.78	ug/L			03/07/18 00:32	1
1,4-Dichlorobenzene	ND		1.0	0.84	ug/L			03/07/18 00:32	1
2-Butanone (MEK)	**2.6**	**J**	10	1.3	ug/L			03/07/18 00:32	1
2-Hexanone	ND		5.0	1.2	ug/L			03/07/18 00:32	1
4-Methyl-2-pentanone (MIBK)	ND		5.0	2.1	ug/L			03/07/18 00:32	1
Acetone	**5.4**	**J**	10	3.0	ug/L			03/07/18 00:32	1
Benzene	ND		1.0	0.41	ug/L			03/07/18 00:32	1
Bromodichloromethane	ND		1.0	0.39	ug/L			03/07/18 00:32	1
Bromoform	ND		1.0	0.26	ug/L			03/07/18 00:32	1

Client Sample ID: RB-1-3618

Date Collected: 03/06/18 16:00
Date Received: 03/06/18 16:15

Lab Sample ID: 480-132204-12

Matrix: Water

Method: 8260C - Volatile Organic Compounds by GC/MS (Continued)

Analyte	Result	Qualifier	RL	MDL	Unit	D	Prepared	Analyzed	Dil Fac
Bromomethane	ND		1.0	0.69	ug/L			03/07/18 00:32	1
Carbon disulfide	ND		1.0	0.19	ug/L			03/07/18 00:32	1
Carbon tetrachloride	ND		1.0	0.27	ug/L			03/07/18 00:32	1
Chlorobenzene	ND		1.0	0.75	ug/L			03/07/18 00:32	1
Chloroethane	ND		1.0	0.32	ug/L			03/07/18 00:32	1
Chloroform	ND		1.0	0.34	ug/L			03/07/18 00:32	1
Chloromethane	ND		1.0	0.35	ug/L			03/07/18 00:32	1
cis-1,2-Dichloroethene	ND		1.0	0.81	ug/L			03/07/18 00:32	1
cis-1,3-Dichloropropene	ND		1.0	0.36	ug/L			03/07/18 00:32	1
Cyclohexane	ND		1.0	0.18	ug/L			03/07/18 00:32	1
Dibromochloromethane	ND		1.0	0.32	ug/L			03/07/18 00:32	1
Dichlorodifluoromethane	ND		1.0	0.68	ug/L			03/07/18 00:32	1
Ethylbenzene	ND		1.0	0.74	ug/L			03/07/18 00:32	1
Isopropylbenzene	ND		1.0	0.79	ug/L			03/07/18 00:32	1
Methyl acetate	ND		2.5	1.3	ug/L			03/07/18 00:32	1
Methyl tert-butyl ether	ND		1.0	0.16	ug/L			03/07/18 00:32	1
Methylcyclohexane	ND		1.0	0.16	ug/L			03/07/18 00:32	1
Methylene Chloride	ND		1.0	0.44	ug/L			03/07/18 00:32	1
Styrene	ND		1.0	0.73	ug/L			03/07/18 00:32	1
Tetrachloroethene	ND		1.0	0.36	ug/L			03/07/18 00:32	1
Toluene	ND		1.0	0.51	ug/L			03/07/18 00:32	1
trans-1,2-Dichloroethene	ND		1.0	0.90	ug/L			03/07/18 00:32	1
trans-1,3-Dichloropropene	ND		1.0	0.37	ug/L			03/07/18 00:32	1
Trichloroethene	ND		1.0	0.46	ug/L			03/07/18 00:32	1
Trichlorofluoromethane	ND		1.0	0.88	ug/L			03/07/18 00:32	1
Vinyl chloride	ND		1.0	0.90	ug/L			03/07/18 00:32	1
Xylenes, Total	ND		2.0	0.66	ug/L			03/07/18 00:32	1

Surrogate	*%Recovery*	*Qualifier*	*Limits*	*Prepared*	*Analyzed*	*Dil Fac*
1,2-Dichloroethane-d4 (Surr)	*100*		*77 - 120*		*03/07/18 00:32*	*1*
4-Bromofluorobenzene (Surr)	*101*		*73 - 120*		*03/07/18 00:32*	*1*
Dibromofluoromethane (Surr)	*104*		*75 - 123*		*03/07/18 00:32*	*1*
Toluene-d8 (Surr)	*93*		*80 - 120*		*03/07/18 00:32*	*1*

Method: 8082A - Polychlorinated Biphenyls (PCBs) by Gas Chromatography

Analyte	Result	Qualifier	RL	MDL	Unit	D	Prepared	Analyzed	Dil Fac
PCB-1016	ND	F	0.50	0.18	ug/L		03/07/18 14:09	03/08/18 18:17	1
PCB-1221	ND		0.50	0.18	ug/L		03/07/18 14:09	03/08/18 18:17	1
PCB-1232	ND		0.50	0.18	ug/L		03/07/18 14:09	03/08/18 18:17	1
PCB-1242	ND		0.50	0.18	ug/L		03/07/18 14:09	03/08/18 18:17	1
PCB-1248	ND		0.50	0.18	ug/L		03/07/18 14:09	03/08/18 18:17	1
PCB-1254	ND		0.50	0.25	ug/L		03/07/18 14:09	03/08/18 18:17	1
PCB-1260	ND		0.50	0.25	ug/L		03/07/18 14:09	03/08/18 18:17	1

Surrogate	*%Recovery*	*Qualifier*	*Limits*	*Prepared*	*Analyzed*	*Dil Fac*
Tetrachloro-m-xylene	*74*		*39 - 121*	*03/07/18 14:09*	*03/08/18 18:17*	*1*
Tetrachloro-m-xylene	*69*		*39 - 121*	*03/07/18 14:09*	*03/08/18 18:17*	*1*
DCB Decachlorobiphenyl	*50*		*19 - 120*	*03/07/18 14:09*	*03/08/18 18:17*	*1*
DCB Decachlorobiphenyl	*45*		*19 - 120*	*03/07/18 14:09*	*03/08/18 18:17*	*1*

Client Sample ID: TB-1-3618

Date Collected: 03/06/18 00:00
Date Received: 03/06/18 16:15

Lab Sample ID: 480-132204-13

Matrix: Water

Method: 8260C - Volatile Organic Compounds by GC/MS

Analyte	Result	Qualifier	RL	MDL	Unit	D	Prepared	Analyzed	Dil Fac
1,1,1-Trichloroethane	ND		1.0	0.82	ug/L			03/07/18 00:59	1
1,1,2,2-Tetrachloroethane	ND		1.0	0.21	ug/L			03/07/18 00:59	1
1,1,2-Trichloro-1,2,2-trifluoroethane	ND		1.0	0.31	ug/L			03/07/18 00:59	1
1,1,2-Trichloroethane	ND		1.0	0.23	ug/L			03/07/18 00:59	1
1,1-Dichloroethane	ND		1.0	0.38	ug/L			03/07/18 00:59	1
1,1-Dichloroethene	ND		1.0	0.29	ug/L			03/07/18 00:59	1
1,2,4-Trichlorobenzene	ND		1.0	0.41	ug/L			03/07/18 00:59	1
1,2-Dibromo-3-Chloropropane	ND		1.0	0.39	ug/L			03/07/18 00:59	1
1,2-Dibromoethane	ND		1.0	0.73	ug/L			03/07/18 00:59	1
1,2-Dichlorobenzene	ND		1.0	0.79	ug/L			03/07/18 00:59	1
1,2-Dichloroethane	ND		1.0	0.21	ug/L			03/07/18 00:59	1
1,2-Dichloropropane	ND		1.0	0.72	ug/L			03/07/18 00:59	1
1,3-Dichlorobenzene	ND		1.0	0.78	ug/L			03/07/18 00:59	1
1,4-Dichlorobenzene	ND		1.0	0.84	ug/L			03/07/18 00:59	1
2-Butanone (MEK)	ND		10	1.3	ug/L			03/07/18 00:59	1
2-Hexanone	ND		5.0	1.2	ug/L			03/07/18 00:59	1
4-Methyl-2-pentanone (MIBK)	ND		5.0	2.1	ug/L			03/07/18 00:59	1
Acetone	ND		10	3.0	ug/L			03/07/18 00:59	1
Benzene	ND		1.0	0.41	ug/L			03/07/18 00:59	1
Bromodichloromethane	ND		1.0	0.39	ug/L			03/07/18 00:59	1
Bromoform	ND		1.0	0.26	ug/L			03/07/18 00:59	1
Bromomethane	ND		1.0	0.69	ug/L			03/07/18 00:59	1
Carbon disulfide	ND		1.0	0.19	ug/L			03/07/18 00:59	1
Carbon tetrachloride	ND		1.0	0.27	ug/L			03/07/18 00:59	1
Chlorobenzene	ND		1.0	0.75	ug/L			03/07/18 00:59	1
Chloroethane	ND		1.0	0.32	ug/L			03/07/18 00:59	1
Chloroform	ND		1.0	0.34	ug/L			03/07/18 00:59	1
Chloromethane	ND		1.0	0.35	ug/L			03/07/18 00:59	1
cis-1,2-Dichloroethene	ND		1.0	0.81	ug/L			03/07/18 00:59	1
cis-1,3-Dichloropropene	ND		1.0	0.36	ug/L			03/07/18 00:59	1
Cyclohexane	ND		1.0	0.18	ug/L			03/07/18 00:59	1
Dibromochloromethane	ND		1.0	0.32	ug/L			03/07/18 00:59	1
Dichlorodifluoromethane	ND		1.0	0.68	ug/L			03/07/18 00:59	1
Ethylbenzene	ND		1.0	0.74	ug/L			03/07/18 00:59	1
Isopropylbenzene	ND		1.0	0.79	ug/L			03/07/18 00:59	1
Methyl acetate	ND		2.5	1.3	ug/L			03/07/18 00:59	1
Methyl tert-butyl ether	ND		1.0	0.16	ug/L			03/07/18 00:59	1
Methylcyclohexane	ND		1.0	0.16	ug/L			03/07/18 00:59	1
Methylene Chloride	ND		1.0	0.44	ug/L			03/07/18 00:59	1
Styrene	ND		1.0	0.73	ug/L			03/07/18 00:59	1
Tetrachloroethene	ND		1.0	0.36	ug/L			03/07/18 00:59	1
Toluene	ND		1.0	0.51	ug/L			03/07/18 00:59	1
trans-1,2-Dichloroethene	ND		1.0	0.90	ug/L			03/07/18 00:59	1
trans-1,3-Dichloropropene	ND		1.0	0.37	ug/L			03/07/18 00:59	1
Trichloroethene	ND		1.0	0.46	ug/L			03/07/18 00:59	1
Trichlorofluoromethane	ND		1.0	0.88	ug/L			03/07/18 00:59	1
Vinyl chloride	ND		1.0	0.90	ug/L			03/07/18 00:59	1
Xylenes, Total	ND		2.0	0.66	ug/L			03/07/18 00:59	1

Client: ARCADIS U.S. Inc
Project/Site: GE Tonawanda

TestAmerica Job ID: 480-132204-2

Client Sample ID: TB-1-3618
Date Collected: 03/06/18 00:00
Date Received: 03/06/18 16:15

Lab Sample ID: 480-132204-13
Matrix: Water

Surrogate	%Recovery	Qualifier	Limits	Prepared	Analyzed	Dil Fac
1,2-Dichloroethane-d4 (Surr)	100		77 - 120		03/07/18 00:59	1
4-Bromofluorobenzene (Surr)	99		73 - 120		03/07/18 00:59	1
Dibromofluoromethane (Surr)	95		75 - 123		03/07/18 00:59	1
Toluene-d8 (Surr)	94		80 - 120		03/07/18 00:59	1

Client Sample ID: SB-1(0-1)

Date Collected: 03/06/18 08:50
Date Received: 03/06/18 16:15

Lab Sample ID: 480-132204-1

Matrix: Solid
Percent Solids: 98.0

Method: 8260C - Volatile Organic Compounds by GC/MS

Analyte	Result	Qualifier	RL	MDL	Unit	D	Prepared	Analyzed	Dil Fac
1,1,1-Trichloroethane	ND		4.2	0.30	ug/Kg	☼	03/06/18 17:15	03/12/18 18:16	1
1,1,2,2-Tetrachloroethane	ND		4.2	0.68	ug/Kg	☼	03/06/18 17:15	03/12/18 18:16	1
1,1,2-Trichloro-1,2,2-trifluoroethane	ND		4.2	0.95	ug/Kg	☼	03/06/18 17:15	03/12/18 18:16	1
1,1,2-Trichloroethane	ND		4.2	0.54	ug/Kg	☼	03/06/18 17:15	03/12/18 18:16	1
1,1-Dichloroethane	ND		4.2	0.51	ug/Kg	☼	03/06/18 17:15	03/12/18 18:16	1
1,1-Dichloroethene	ND		4.2	0.51	ug/Kg	☼	03/06/18 17:15	03/12/18 18:16	1
1,2,4-Trichlorobenzene	ND		4.2	0.25	ug/Kg	☼	03/06/18 17:15	03/12/18 18:16	1
1,2-Dibromo-3-Chloropropane	ND	*	4.2	2.1	ug/Kg	☼	03/06/18 17:15	03/12/18 18:16	1
1,2-Dibromoethane	ND		4.2	0.54	ug/Kg	☼	03/06/18 17:15	03/12/18 18:16	1
1,2-Dichlorobenzene	ND		4.2	0.33	ug/Kg	☼	03/06/18 17:15	03/12/18 18:16	1
1,2-Dichloroethane	ND		4.2	0.21	ug/Kg	☼	03/06/18 17:15	03/12/18 18:16	1
1,2-Dichloropropane	ND		4.2	2.1	ug/Kg	☼	03/06/18 17:15	03/12/18 18:16	1
1,3-Dichlorobenzene	ND		4.2	0.21	ug/Kg	☼	03/06/18 17:15	03/12/18 18:16	1
1,4-Dichlorobenzene	ND		4.2	0.58	ug/Kg	☼	03/06/18 17:15	03/12/18 18:16	1
2-Butanone (MEK)	ND		21	1.5	ug/Kg	☼	03/06/18 17:15	03/12/18 18:16	1
2-Hexanone	ND		21	2.1	ug/Kg	☼	03/06/18 17:15	03/12/18 18:16	1
4-Methyl-2-pentanone (MIBK)	ND		21	1.4	ug/Kg	☼	03/06/18 17:15	03/12/18 18:16	1
Acetone	21	UB ~~18 J~~	21	3.5	ug/Kg	☼	03/06/18 17:15	03/12/18 18:16	1
Benzene	ND		4.2	0.20	ug/Kg	☼	03/06/18 17:15	03/12/18 18:16	1
Bromodichloromethane	ND		4.2	0.56	ug/Kg	☼	03/06/18 17:15	03/12/18 18:16	1
Bromoform	ND		4.2	2.1	ug/Kg	☼	03/06/18 17:15	03/12/18 18:16	1
Bromomethane	ND		4.2	0.38	ug/Kg	☼	03/06/18 17:15	03/12/18 18:16	1
Carbon disulfide	ND		4.2	2.1	ug/Kg	☼	03/06/18 17:15	03/12/18 18:16	1
Carbon tetrachloride	ND		4.2	0.40	ug/Kg	☼	03/06/18 17:15	03/12/18 18:16	1
Chlorobenzene	ND		4.2	0.55	ug/Kg	☼	03/06/18 17:15	03/12/18 18:16	1
Chloroethane	ND		4.2	0.94	ug/Kg	☼	03/06/18 17:15	03/12/18 18:16	1
Chloroform	ND		4.2	0.26	ug/Kg	☼	03/06/18 17:15	03/12/18 18:16	1
Chloromethane	ND		4.2	0.25	ug/Kg	☼	03/06/18 17:15	03/12/18 18:16	1
cis-1,2-Dichloroethene	ND		4.2	0.53	ug/Kg	☼	03/06/18 17:15	03/12/18 18:16	1
cis-1,3-Dichloropropene	ND		4.2	0.60	ug/Kg	☼	03/06/18 17:15	03/12/18 18:16	1
Cyclohexane	ND		4.2	0.58	ug/Kg	☼	03/06/18 17:15	03/12/18 18:16	1
Dibromochloromethane	ND		4.2	0.53	ug/Kg	☼	03/06/18 17:15	03/12/18 18:16	1
Dichlorodifluoromethane	ND		4.2	0.34	ug/Kg	☼	03/06/18 17:15	03/12/18 18:16	1
Ethylbenzene	ND		4.2	0.29	ug/Kg	☼	03/06/18 17:15	03/12/18 18:16	1
Isopropylbenzene	ND		4.2	0.63	ug/Kg	☼	03/06/18 17:15	03/12/18 18:16	1
Methyl acetate	ND		21	2.5	ug/Kg	☼	03/06/18 17:15	03/12/18 18:16	1
Methyl tert-butyl ether	ND		4.2	0.41	ug/Kg	☼	03/06/18 17:15	03/12/18 18:16	1
Methylcyclohexane	ND		4.2	0.63	ug/Kg	☼	03/06/18 17:15	03/12/18 18:16	1
Methylene Chloride	ND		4.2	1.9	ug/Kg	☼	03/06/18 17:15	03/12/18 18:16	1
Styrene	ND		4.2	0.21	ug/Kg	☼	03/06/18 17:15	03/12/18 18:16	1
Tetrachloroethene	ND		4.2	0.56	ug/Kg	☼	03/06/18 17:15	03/12/18 18:16	1
Toluene	ND		4.2	0.32	ug/Kg	☼	03/06/18 17:15	03/12/18 18:16	1
trans-1,2-Dichloroethene	ND		4.2	0.43	ug/Kg	☼	03/06/18 17:15	03/12/18 18:16	1
trans-1,3-Dichloropropene	ND		4.2	1.8	ug/Kg	☼	03/06/18 17:15	03/12/18 18:16	1
Trichloroethene	ND		4.2	0.92	ug/Kg	☼	03/06/18 17:15	03/12/18 18:16	1
Trichlorofluoromethane	ND		4.2	0.39	ug/Kg	☼	03/06/18 17:15	03/12/18 18:16	1
Vinyl chloride	ND		4.2	0.51	ug/Kg	☼	03/06/18 17:15	03/12/18 18:16	1
Xylenes, Total	ND		8.3	0.70	ug/Kg	☼	03/06/18 17:15	03/12/18 18:16	1

Client Sample ID: SB-1(0-1)

Date Collected: 03/06/18 08:50
Date Received: 03/06/18 16:15

Lab Sample ID: 480-132204-1

Matrix: Solid
Percent Solids: 98.0

Surrogate	*%Recovery*	*Qualifier*	*Limits*	*Prepared*	*Analyzed*	*Dil Fac*
1,2-Dichloroethane-d4 (Surr)	*121*		*64 - 126*	*03/06/18 17:15*	*03/12/18 18:16*	*1*
4-Bromofluorobenzene (Surr)	*95*		*72 - 126*	*03/06/18 17:15*	*03/12/18 18:16*	*1*
Dibromofluoromethane (Surr)	*114*		*60 - 140*	*03/06/18 17:15*	*03/12/18 18:16*	*1*
Toluene-d8 (Surr)	*100*		*71 - 125*	*03/06/18 17:15*	*03/12/18 18:16*	*1*

Client Sample ID: SB-1 (1-2)

Date Collected: 03/06/18 09:05
Date Received: 03/06/18 16:15

Lab Sample ID: 480-132204-2

Matrix: Solid
Percent Solids: 96.8

Method: 8260C - Volatile Organic Compounds by GC/MS

Analyte	Result	Qualifier	RL	MDL	Unit	D	Prepared	Analyzed	Dil Fac
1,1,1-Trichloroethane	ND		4.2	0.30	ug/Kg	☼	03/06/18 17:15	03/12/18 18:41	1
1,1,2,2-Tetrachloroethane	ND		4.2	0.67	ug/Kg	☼	03/06/18 17:15	03/12/18 18:41	1
1,1,2-Trichloro-1,2,2-trifluoroethane	ND		4.2	0.95	ug/Kg	☼	03/06/18 17:15	03/12/18 18:41	1
1,1,2-Trichloroethane	ND		4.2	0.54	ug/Kg	☼	03/06/18 17:15	03/12/18 18:41	1
1,1-Dichloroethane	ND		4.2	0.51	ug/Kg	☼	03/06/18 17:15	03/12/18 18:41	1
1,1-Dichloroethene	ND		4.2	0.51	ug/Kg	☼	03/06/18 17:15	03/12/18 18:41	1
1,2,4-Trichlorobenzene	ND		4.2	0.25	ug/Kg	☼	03/06/18 17:15	03/12/18 18:41	1
1,2-Dibromo-3-Chloropropane	ND		4.2	2.1	ug/Kg	☼	03/06/18 17:15	03/12/18 18:41	1
1,2-Dibromoethane	ND		4.2	0.53	ug/Kg	☼	03/06/18 17:15	03/12/18 18:41	1
1,2-Dichlorobenzene	ND		4.2	0.33	ug/Kg	☼	03/06/18 17:15	03/12/18 18:41	1
1,2-Dichloroethane	ND		4.2	0.21	ug/Kg	☼	03/06/18 17:15	03/12/18 18:41	1
1,2-Dichloropropane	ND		4.2	2.1	ug/Kg	☼	03/06/18 17:15	03/12/18 18:41	1
1,3-Dichlorobenzene	ND		4.2	0.21	ug/Kg	☼	03/06/18 17:15	03/12/18 18:41	1
1,4-Dichlorobenzene	ND		4.2	0.58	ug/Kg	☼	03/06/18 17:15	03/12/18 18:41	1
2-Butanone (MEK)	ND		21	1.5	ug/Kg	☼	03/06/18 17:15	03/12/18 18:41	1
2-Hexanone	ND		21	2.1	ug/Kg	☼	03/06/18 17:15	03/12/18 18:41	1
4-Methyl-2-pentanone (MIBK)	ND		21	1.4	ug/Kg	☼	03/06/18 17:15	03/12/18 18:41	1
Acetone	21	UB ~~10 J~~	21	3.5	ug/Kg	☼	03/06/18 17:15	03/12/18 18:41	1
Benzene	ND		4.2	0.20	ug/Kg	☼	03/06/18 17:15	03/12/18 18:41	1
Bromodichloromethane	ND		4.2	0.56	ug/Kg	☼	03/06/18 17:15	03/12/18 18:41	1
Bromoform	ND		4.2	2.1	ug/Kg	☼	03/06/18 17:15	03/12/18 18:41	1
Bromomethane	ND		4.2	0.37	ug/Kg	☼	03/06/18 17:15	03/12/18 18:41	1
Carbon disulfide	ND		4.2	2.1	ug/Kg	☼	03/06/18 17:15	03/12/18 18:41	1
Carbon tetrachloride	ND		4.2	0.40	ug/Kg	☼	03/06/18 17:15	03/12/18 18:41	1
Chlorobenzene	ND		4.2	0.55	ug/Kg	☼	03/06/18 17:15	03/12/18 18:41	1
Chloroethane	ND		4.2	0.94	ug/Kg	☼	03/06/18 17:15	03/12/18 18:41	1
Chloroform	ND		4.2	0.26	ug/Kg	☼	03/06/18 17:15	03/12/18 18:41	1
Chloromethane	ND		4.2	0.25	ug/Kg	☼	03/06/18 17:15	03/12/18 18:41	1
cis-1,2-Dichloroethene	ND		4.2	0.53	ug/Kg	☼	03/06/18 17:15	03/12/18 18:41	1
cis-1,3-Dichloropropene	ND		4.2	0.60	ug/Kg	☼	03/06/18 17:15	03/12/18 18:41	1
Cyclohexane	ND		4.2	0.58	ug/Kg	☼	03/06/18 17:15	03/12/18 18:41	1
Dibromochloromethane	ND		4.2	0.53	ug/Kg	☼	03/06/18 17:15	03/12/18 18:41	1
Dichlorodifluoromethane	ND		4.2	0.34	ug/Kg	☼	03/06/18 17:15	03/12/18 18:41	1
Ethylbenzene	ND		4.2	0.29	ug/Kg	☼	03/06/18 17:15	03/12/18 18:41	1
Isopropylbenzene	ND		4.2	0.63	ug/Kg	☼	03/06/18 17:15	03/12/18 18:41	1
Methyl acetate	ND		21	2.5	ug/Kg	☼	03/06/18 17:15	03/12/18 18:41	1
Methyl tert-butyl ether	ND		4.2	0.41	ug/Kg	☼	03/06/18 17:15	03/12/18 18:41	1
Methylcyclohexane	ND		4.2	0.63	ug/Kg	☼	03/06/18 17:15	03/12/18 18:41	1
Methylene Chloride	ND		4.2	1.9	ug/Kg	☼	03/06/18 17:15	03/12/18 18:41	1

Client Sample ID: SB-1 (1-2)

Date Collected: 03/06/18 09:05
Date Received: 03/06/18 16:15

Lab Sample ID: 480-132204-2

Matrix: Solid
Percent Solids: 96.8

Method: 8260C - Volatile Organic Compounds by GC/MS (Continued)

Analyte	Result	Qualifier	RL	MDL	Unit	D	Prepared	Analyzed	Dil Fac
Styrene	ND		4.2	0.21	ug/Kg	☼	03/06/18 17:15	03/12/18 18:41	1
Tetrachloroethene	ND		4.2	0.56	ug/Kg	☼	03/06/18 17:15	03/12/18 18:41	1
Toluene	**0.38**	**J**	4.2	0.31	ug/Kg	☼	03/06/18 17:15	03/12/18 18:41	1
trans-1,2-Dichloroethene	ND		4.2	0.43	ug/Kg	☼	03/06/18 17:15	03/12/18 18:41	1
trans-1,3-Dichloropropene	ND		4.2	1.8	ug/Kg	☼	03/06/18 17:15	03/12/18 18:41	1
Trichloroethene	ND		4.2	0.91	ug/Kg	☼	03/06/18 17:15	03/12/18 18:41	1
Trichlorofluoromethane	ND		4.2	0.39	ug/Kg	☼	03/06/18 17:15	03/12/18 18:41	1
Vinyl chloride	ND		4.2	0.51	ug/Kg	☼	03/06/18 17:15	03/12/18 18:41	1
Xylenes, Total	ND		8.3	0.70	ug/Kg	☼	03/06/18 17:15	03/12/18 18:41	1

Surrogate	*%Recovery*	*Qualifier*	*Limits*	*Prepared*	*Analyzed*	*Dil Fac*
1,2-Dichloroethane-d4 (Surr)	*121*		*64 - 126*	*03/06/18 17:15*	*03/12/18 18:41*	*1*
4-Bromofluorobenzene (Surr)	*94*		*72 - 126*	*03/06/18 17:15*	*03/12/18 18:41*	*1*
Dibromofluoromethane (Surr)	*116*		*60 - 140*	*03/06/18 17:15*	*03/12/18 18:41*	*1*
Toluene-d8 (Surr)	*99*		*71 - 125*	*03/06/18 17:15*	*03/12/18 18:41*	*1*

Client Sample ID: SB-1(2-4)

Date Collected: 03/06/18 09:15
Date Received: 03/06/18 16:15

Lab Sample ID: 480-132204-3

Matrix: Solid
Percent Solids: 94.6

Method: 8260C - Volatile Organic Compounds by GC/MS

Analyte	Result	Qualifier	RL	MDL	Unit	D	Prepared	Analyzed	Dil Fac
1,1,1-Trichloroethane	ND		4.2	0.30	ug/Kg	☼	03/06/18 17:15	03/12/18 19:07	1
1,1,2,2-Tetrachloroethane	ND		4.2	0.68	ug/Kg	☼	03/06/18 17:15	03/12/18 19:07	1
1,1,2-Trichloro-1,2,2-trifluoroethane	ND		4.2	0.95	ug/Kg	☼	03/06/18 17:15	03/12/18 19:07	1
1,1,2-Trichloroethane	ND		4.2	0.54	ug/Kg	☼	03/06/18 17:15	03/12/18 19:07	1
1,1-Dichloroethane	ND		4.2	0.51	ug/Kg	☼	03/06/18 17:15	03/12/18 19:07	1
1,1-Dichloroethene	ND		4.2	0.51	ug/Kg	☼	03/06/18 17:15	03/12/18 19:07	1
1,2,4-Trichlorobenzene	ND		4.2	0.25	ug/Kg	☼	03/06/18 17:15	03/12/18 19:07	1
1,2-Dibromo-3-Chloropropane	ND		4.2	2.1	ug/Kg	☼	03/06/18 17:15	03/12/18 19:07	1
1,2-Dibromoethane	ND		4.2	0.54	ug/Kg	☼	03/06/18 17:15	03/12/18 19:07	1
1,2-Dichlorobenzene	ND		4.2	0.33	ug/Kg	☼	03/06/18 17:15	03/12/18 19:07	1
1,2-Dichloroethane	ND		4.2	0.21	ug/Kg	☼	03/06/18 17:15	03/12/18 19:07	1
1,2-Dichloropropane	ND		4.2	2.1	ug/Kg	☼	03/06/18 17:15	03/12/18 19:07	1
1,3-Dichlorobenzene	ND		4.2	0.22	ug/Kg	☼	03/06/18 17:15	03/12/18 19:07	1
1,4-Dichlorobenzene	ND		4.2	0.59	ug/Kg	☼	03/06/18 17:15	03/12/18 19:07	1
2-Butanone (MEK)	ND		21	1.5	ug/Kg	☼	03/06/18 17:15	03/12/18 19:07	1
2-Hexanone	ND		21	2.1	ug/Kg	☼	03/06/18 17:15	03/12/18 19:07	1
4-Methyl-2-pentanone (MIBK)	ND		21	1.4	ug/Kg	☼	03/06/18 17:15	03/12/18 19:07	1
Acetone	21 UB	~~10 J~~	21	3.5	ug/Kg	☼	03/06/18 17:15	03/12/18 19:07	1
Benzene	ND		4.2	0.21	ug/Kg	☼	03/06/18 17:15	03/12/18 19:07	1
Bromodichloromethane	ND		4.2	0.56	ug/Kg	☼	03/06/18 17:15	03/12/18 19:07	1
Bromoform	ND		4.2	2.1	ug/Kg	☼	03/06/18 17:15	03/12/18 19:07	1
Bromomethane	ND		4.2	0.38	ug/Kg	☼	03/06/18 17:15	03/12/18 19:07	1
Carbon disulfide	ND		4.2	2.1	ug/Kg	☼	03/06/18 17:15	03/12/18 19:07	1
Carbon tetrachloride	ND		4.2	0.41	ug/Kg	☼	03/06/18 17:15	03/12/18 19:07	1
Chlorobenzene	ND		4.2	0.55	ug/Kg	☼	03/06/18 17:15	03/12/18 19:07	1
Chloroethane	ND		4.2	0.95	ug/Kg	☼	03/06/18 17:15	03/12/18 19:07	1
Chloroform	ND		4.2	0.26	ug/Kg	☼	03/06/18 17:15	03/12/18 19:07	1
Chloromethane	ND		4.2	0.25	ug/Kg	☼	03/06/18 17:15	03/12/18 19:07	1

Client Sample ID: SB-1(2-4)

Date Collected: 03/06/18 09:15
Date Received: 03/06/18 16:15

Lab Sample ID: 480-132204-3

Matrix: Solid
Percent Solids: 94.6

Method: 8260C - Volatile Organic Compounds by GC/MS (Continued)

Analyte	Result	Qualifier	RL	MDL	Unit	D	Prepared	Analyzed	Dil Fac
cis-1,2-Dichloroethene	ND		4.2	0.54	ug/Kg	☼	03/06/18 17:15	03/12/18 19:07	1
cis-1,3-Dichloropropene	ND		4.2	0.60	ug/Kg	☼	03/06/18 17:15	03/12/18 19:07	1
Cyclohexane	ND		4.2	0.59	ug/Kg	☼	03/06/18 17:15	03/12/18 19:07	1
Dibromochloromethane	ND		4.2	0.54	ug/Kg	☼	03/06/18 17:15	03/12/18 19:07	1
Dichlorodifluoromethane	ND		4.2	0.35	ug/Kg	☼	03/06/18 17:15	03/12/18 19:07	1
Ethylbenzene	ND		4.2	0.29	ug/Kg	☼	03/06/18 17:15	03/12/18 19:07	1
Isopropylbenzene	ND		4.2	0.63	ug/Kg	☼	03/06/18 17:15	03/12/18 19:07	1
Methyl acetate	ND		21	2.5	ug/Kg	☼	03/06/18 17:15	03/12/18 19:07	1
Methyl tert-butyl ether	ND		4.2	0.41	ug/Kg	☼	03/06/18 17:15	03/12/18 19:07	1
Methylcyclohexane	ND		4.2	0.64	ug/Kg	☼	03/06/18 17:15	03/12/18 19:07	1
Methylene Chloride	ND		4.2	1.9	ug/Kg	☼	03/06/18 17:15	03/12/18 19:07	1
Styrene	ND		4.2	0.21	ug/Kg	☼	03/06/18 17:15	03/12/18 19:07	1
Tetrachloroethene	ND		4.2	0.56	ug/Kg	☼	03/06/18 17:15	03/12/18 19:07	1
Toluene	ND		4.2	0.32	ug/Kg	☼	03/06/18 17:15	03/12/18 19:07	1
trans-1,2-Dichloroethene	ND		4.2	0.43	ug/Kg	☼	03/06/18 17:15	03/12/18 19:07	1
trans-1,3-Dichloropropene	ND		4.2	1.8	ug/Kg	☼	03/06/18 17:15	03/12/18 19:07	1
Trichloroethene	ND		4.2	0.92	ug/Kg	☼	03/06/18 17:15	03/12/18 19:07	1
Trichlorofluoromethane	ND		4.2	0.40	ug/Kg	☼	03/06/18 17:15	03/12/18 19:07	1
Vinyl chloride	ND		4.2	0.51	ug/Kg	☼	03/06/18 17:15	03/12/18 19:07	1
Xylenes, Total	ND		8.4	0.70	ug/Kg	☼	03/06/18 17:15	03/12/18 19:07	1

Surrogate	*%Recovery*	*Qualifier*	*Limits*	*Prepared*	*Analyzed*	*Dil Fac*
1,2-Dichloroethane-d4 (Surr)	*120*		*64 - 126*	*03/06/18 17:15*	*03/12/18 19:07*	*1*
4-Bromofluorobenzene (Surr)	*96*		*72 - 126*	*03/06/18 17:15*	*03/12/18 19:07*	*1*
Dibromofluoromethane (Surr)	*113*		*60 - 140*	*03/06/18 17:15*	*03/12/18 19:07*	*1*
Toluene-d8 (Surr)	*97*		*71 - 125*	*03/06/18 17:15*	*03/12/18 19:07*	*1*

ARCADIS Design & Consultancy for natural and built assets

General Electric Company

Buffalo Service Shop

Tonawanda, New York

NYSDEC ID 915244; EPA ID NYD067539940

DATA USABILITY SUMMARY REPORT

Volatile Organic Compound (VOC) and Polychlorinated Biphenyl (PCB) Analyses

SDG #480-132206-1, and -2

Analyses Performed By:
TestAmerica Laboratories, Inc.
Amherst, New York

Report #29569R
Review Level: Tier III
Project: AP013103.1000.1000B

SUMMARY

This Data Usability Summary Report (DUSR) summarizes the review of Sample Delivery Groups (SDGs) #480-132206-1, and -2 for samples collected in association with The General Electric Company (GE) Buffalo Service Shop in Tonawanda, NY (NYSDEC ID 915244; EPA ID NYD067539940). The review was conducted as a Tier III evaluation and included review of laboratory analytical data package completeness. Field documentation was not included in this review. Included with this assessment are the post-validation annotated sample result sheets, and chain of custody (COC). Analyses were performed for volatile organic compounds (VOCs) and polychlorinated biphenyls (PCBs) on the following samples:

SDG	Sample ID	Lab ID	Matrix	Sample Collection Date	Parent Sample	Analysis	
						VOC	PCB
480-132206-1	SB-16 (6-8)	480-132306-1	Soil	3/7/2018		X	
	SB-18 (6-8)	480-132306-8	Soil	3/7/2018		X	
480-132206-2	SB-16 (6-8)	480-132306-1	Soil	3/7/2018			X
	SB-18 (0-1)	480-132306-4	Soil	3/7/2018			X
	SB-18 (1-2)	480-132306-5	Soil	3/7/2018			X
	SB-18 (6-8)	480-132306-8	Soil	3/7/2018			X
	SB-15 (0-1)	480-132306-11	Soil	3/7/2018			X
	TB-1-3718	480-132306-12	Water	3/7/2018		X	
	RB-1-3718	480-132306-13	Water	3/7/2018		X	X

LABORATORY ANALYTICAL DATA PACKAGE DOCUMENTATION

The table below is the evaluation of the laboratory analytical data package completeness.

Items Reviewed	Reported		Performance Acceptable		Not Required
	No	Yes	No	Yes	
1. Sample receipt condition		X		X	
2. Requested analyses and sample results		X		X	
3. Master tracking list		X		X	
4. Methods of analysis		X		X	
5. Reporting limits		X		X	
6. Sample collection date		X		X	
7. Laboratory sample received date		X		X	
8. Sample preservation verification (as applicable)		X		X	
9. Sample preparation/extraction/analysis dates		X		X	
10. Fully executed COC form		X		X	
11. Narrative summary of quality assurance (QA) or sample problems provided		X		X	
12. Data Package Completeness and Compliance		X		X	

ORGANIC ANALYSIS INTRODUCTION

VOC and PCB analyses were performed according to United States Environmental Protection Agency (USEPA) SW-846 Methods 8260C and 8082A, respectively. Data were reviewed in accordance with the USEPA Region II validation guidelines *Validating Volatile Organic Compounds by Gas Chromatography/Mass Spectrometry SW-846 Method 8260B* (SOP #HW-24, October 2006) and *Validating PCB Compounds by Gas Chromatography SW-846 Method 8082A* (SOP #HW-45, October 2006); the USEPA *National Functional Guidelines for Organic Superfund Methods Data Review* (January 2017); USEPA *Contract Laboratory Program National Functional Guidelines for Organic Data Review* (October 1999); and the *RCRA Facility Investigation Work Plan for Sub-Slab Soils, Buffalo Service Shop* (November 2017).

The data review process is an evaluation of data on a technical basis rather than a determination of contract compliance. As such, the standards against which the data are being weighed may differ from those specified in the analytical method. It is assumed that the data package represents the best efforts of the laboratory and had already been subjected to adequate and sufficient quality review prior to submission.

During the review process, laboratory qualified and unqualified data are verified against the supporting documentation. Based on this evaluation, qualifier codes may be added, deleted, or modified by the data reviewer. Results are qualified with the following codes in accordance with USEPA National Functional Guidelines:

- Concentration (C) Qualifiers
  - U The compound was analyzed for but not detected. The associated value is the compound quantitation limit.
  - B The compound has been found in the sample as well as its associated blank, its presence in the sample may be suspect.
- Quantitation (Q) Qualifiers
  - E The compound was quantitated above the calibration range.
  - D Concentration is based on a diluted sample analysis.
- Validation Qualifiers
  - J The compound was positively identified; however, the associated numerical value is an estimated concentration only.
  - UJ The compound was not detected above the reported sample quantitation limit. However, the reported limit is approximate and may or may not represent the actual limit of quantitation.
  - JN The analysis indicates the presence of a compound for which there is presumptive evidence to make a tentative identification. The associated numerical value is an estimated concentration only.
  - UB Compound considered non-detect at the listed value due to associated blank contamination.
  - N The analysis indicates the presence of a compound for which there is presumptive evidence to make a tentative identification.
  - R The sample results are rejected.

The "R" flag means that the associated value is unusable. In other words, due to significant quality control (QC) problems, the analysis is invalid and provides no information as to whether the compound is present or not. "R" values should not appear on data tables because they cannot be relied upon. It is also important to note that while strict QC serves to increase confidence in data, any value potentially contains error.

VOLATILE ORGANIC COMPOUND ANALYSES

1. Holding Times

The specified holding times for the following methods are presented in the following table.

Method	Matrix	Holding Time	Preservation
SW-846 8260C	Water	14 days from collection to analysis	Cool to <6°C; preserved to a pH of less than 2
	Soil	48 hours from collection to extraction and 14 days from extraction to analysis	Cool to <6 °C.

All samples were analyzed within the specified holding time criteria.

2. Blank Contamination

QA blanks (i.e., method and rinse blanks) are prepared to identify contamination which may have been introduced into the samples during sample preparation or field activity. Method blanks measure laboratory contamination. Rinse blanks measure contamination of samples during field operations.

A blank action level (BAL) of five times the concentration of a detected compound in an associated blank (common laboratory contaminant compounds methylene chloride, 2-butanone, and acetone are calculated at ten times) is calculated for QA blanks containing concentrations greater than the method detection limit (MDL). The BAL is compared to the associated sample results to determine if qualification of the sample results is appropriate.

All compounds associated with the QA blanks exhibited a concentration less than the MDL, with the exception of the compounds listed in the following table. Sample results less than the BAL associated with the following sample locations were qualified as listed in the following table.

Sample Locations	Analyte	Sample Result	Qualification
SB-16 (6-8) SB-18 (6-8)	Acetone (TB)	Detected sample results <RL and <BAL	"UB" at the RL

Note:
RL Reporting limit
TB Trip Blank

3. Mass Spectrometer Tuning

Mass spectrometer performance was acceptable and all analyses were performed within a 12-hour tune clock.

System performance and column resolution were acceptable.

4. Calibration

Satisfactory instrument calibration is established to ensure that the instrument is capable of producing acceptable quantitative data. An initial calibration demonstrates that the instrument is capable of

acceptable performance at the beginning of an experimental sequence. The continuing calibration verifies that the instrument daily performance is satisfactory.

4.1 Initial Calibration

The method specifies percent relative standard deviation (%RSD) and relative response factor (RRF) limits for select compounds only. A technical review of the data applies limits to all compounds with no exceptions.

All target compounds associated with the initial calibration standards must exhibit a %RSD less than the control limit (20%) or a correlation coefficient greater than 0.99 and an RRF value greater than control limit (0.05).

All compounds associated with the initial calibrations were within the specified control limits.

4.2 Continuing Calibration

All target compounds associated with the continuing calibration verification (CCV) standard must exhibit a percent difference (%D) less than the control limit (20%) and RRF value greater than control limit (0.05).

All compounds associated with the calibrations were within the specified control limits, with the exception of the compounds presented in the following table.

Sample Locations	Initial/Continuing	Compound	Criteria
SB-16 (6-8) SB-18 (6-8)	CCV %D	Trichlorofluoromethane	+20.7%
		2-Hexanone	+24.5%
		1,2-Dibromo-3-Chloropropane	+27.2%
TB-1-3718 RB-1-3718	CCV %D	Dichlorodifluoromethane	+30.3%
		Chloromethane	+20.5%
		1,2-Dibromo-3-Chloropropane	-24.5%

The criteria used to evaluate the initial and continuing calibration are presented in the following table. In the case of a calibration deviation, the sample results are qualified.

Initial/Continuing	Criteria	Sample Result	Qualification
Initial and Continuing Calibration	RRF <0.05	Non-detect	R
		Detect	J
	RRF <0.01[1]	Non-detect	R
		Detect	J
	RRF >0.05 or RRF >0.01[1]	Non-detect	No Action
		Detect	
Initial Calibration	%RSD > 15% or a correlation coefficient <0.99	Non-detect	UJ
		Detect	J

Initial/Continuing	Criteria	Sample Result	Qualification
	%RSD >90%	Non-detect	R
		Detect	J
Continuing Calibration	%D >20% (increase in sensitivity)	Non-detect	No Action
		Detect	J
	%D >20% (decrease in sensitivity)	Non-detect	UJ
		Detect	J

Note:

[1]RRF of 0.01 only applies to compounds which are typically poor responding compounds (i.e., ketones, 1,4-dioxane, etc.)

5. Surrogates/System Monitoring Compounds

All samples to be analyzed for organic compounds are spiked with surrogate compounds prior to sample preparation to evaluate overall laboratory performance and efficiency of the analytical technique. VOC analysis requires that all surrogates associated with the analysis exhibit recoveries within the laboratory-established acceptance limits.

All surrogate recoveries were within control limits.

6. Internal Standard Performance

Internal standard performance criteria ensure that the GC/MS sensitivity and response are stable during every sample analysis. The criterion requires the internal standard compounds associated with the VOC exhibit area counts that are not greater than two times (+100%) or less than one-half (-50%) of the area counts of the associated continuing calibration standard.

All internal standard responses were within control limits.

7. Matrix Spike/Matrix Spike Duplicate Analysis

Matrix Spike/Matrix Spike Duplicate (MS/MSD) data are used to assess the precision and accuracy of the analytical method. The compounds used to perform the MS/MSD analysis must exhibit a percent recovery within the laboratory-established acceptance limits. The relative percent difference (RPD) between the MS/MSD recoveries must be within the laboratory-established acceptance limits.

Note: The MS/MSD recovery control limits do not apply for MS/MSD performed on sample locations where the compound concentration detected in the parent sample exceeds the MS/MSD concentration by a factor of four or greater.

The MS/MSD analysis was not performed on a sample within this data set.

8. Laboratory Control Sample Analysis

The Laboratory Control Sample (LCS) analysis is used to assess the accuracy of the analytical method independent of matrix interferences. The compounds associated with the LCS analysis must exhibit a percent recovery within the laboratory-established acceptance limits.

Sample locations associated with LCS analysis exhibiting recoveries outside of the control limits presented in the following table.

Sample Locations	Compound	LCS Recovery
SB-16 (6-8) SB-18 (6-8)	1,2-Dibromo-3-Chloropropane	>UL

The criteria used to evaluate the LCS recoveries are presented in the following table. In the case of an LCS deviation, the sample results are qualified as documented in the table below.

Control Limit	Sample Result	Qualification
> the upper control limit (UL)	Non-detect	No Action
	Detect	J
< the lower control limit (LL) but > 10%	Non-detect	UJ
	Detect	J
< 10%	Non-detect	R
	Detect	J

9. Field Duplicate Analysis

Field duplicate analysis is used to assess the overall precision of the field sampling procedures and analytical method. For soil matrices, a control limit of 50% is applied to the RPD between the parent sample and the field duplicate. In the instance when the parent and/or duplicate sample concentrations are less than or equal to 5 times the reporting limit (RL), a control limit of three times the RL is applied for soil matrices.

A field duplicate was not performed on a sample within this data set.

10. Compound Identification

Compounds are identified on the gas chromatography/mass spectrometry (GC/MS) by using the analytes relative retention time and ion spectra.

All identified compounds met the specified criteria.

11. System Performance and Overall Assessment

Overall system performance was acceptable. Other than for those deviations specifically mentioned in this review, the overall data quality is within the guidelines specified in the method.

DATA VALIDATION CHECKLIST FOR VOCs

VOCs: SW-846 8260C	Reported		Performance Acceptable		Not Required
	No	Yes	No	Yes	
GAS CHROMATOGRAPHY/MASS SPECTROMETRY (GC/MS)					
Tier II Validation					
Holding times		X		X	
Reporting limits (units)		X		X	
Blanks					
A. Method blanks		X		X	
B. Equipment blanks		X		X	
C. Trip blanks		X	X		
Laboratory Control Sample (LCS) %R		X	X		
Laboratory Control Sample Duplicate (LCSD) %R	X				X
LCS/LCSD Precision (RPD)	X				X
Matrix Spike (MS) %R	X				X
Matrix Spike Duplicate (MSD) %R	X				X
MS/MSD Precision (RPD)	X				X
Field/Lab Duplicate (RPD)	X				X
Surrogate Spike Recoveries		X		X	
Dilution Factor		X		X	
Moisture Content		X		X	
Tier III Validation					
System performance and column resolution		X		X	
Initial calibration %RSDs		X		X	
Continuing calibration RRFs		X		X	
Continuing calibration %Ds		X	X		
Instrument tune and performance check		X		X	
Ion abundance criteria for each instrument used		X		X	
Internal standard		X		X	
Compound identification and quantitation					
A. Reconstructed ion chromatograms		X		X	
B. Quantitation Reports		X		X	

VOCs: SW-846 8260C	Reported		Performance Acceptable		Not Required
	No	Yes	No	Yes	
GAS CHROMATOGRAPHY/MASS SPECTROMETRY (GC/MS)					
C. RT of sample compounds within the established RT windows		X		X	
D. Transcription/calculation errors present		X		X	
E. Reporting limits adjusted to reflect sample dilutions		X		X	

Notes:

%RSD Percent Relative standard deviation
%R Percent recovery
%D Percent difference
RPD Relative percent difference
RT Retention time
RRF Relative response factor

POLYCHLORINATED BIPHENYL ANALYSES

1. Holding Times

The specified holding times for the following methods are presented in the following table.

Method	Matrix	Holding Time	Preservation
SW-846 8082A	Water	7 days from collection to extraction and 40 days from extraction to analysis	Cool to <6°C
	Soil	14 days from collection to extraction and 40 days from extraction to analysis	Cool to <6 °C

Note:
The holding times above are recommendations. PCBs are very stable in a variety of matrices, and holding times, under the conditions listed above, may be as long as a year per SW-846 8082A (February 2007).

All samples were analyzed within the specified holding time criteria.

2. Blank Contamination

QA blanks (i.e., method and rinse blanks) are prepared to identify contamination which may have been introduced into the samples during sample preparation or field activity. Method blanks measure laboratory contamination. Rinse blanks measure contamination of samples during field operations.

A BAL of five times the concentration of a detected Aroclor in an associated blank is calculated for QA blanks containing concentrations greater than the MDL. The BAL is compared to the associated sample results to determine if qualification of the sample results is appropriate.

Compounds were not detected above the MDL in the associated blanks; therefore, detected sample results were not associated with blank contamination and no qualification of the sample results was required.

3. Calibration

Satisfactory instrument calibration is established to ensure that the instrument is capable of producing acceptable quantitative data. An initial calibration demonstrates that the instrument is capable of acceptable performance at the beginning of an experimental sequence. The continuing calibration verifies that the instrument daily performance is satisfactory.

3.1 Initial Calibration

A maximum RSD of 20% is allowed or a correlation coefficient greater than 0.99. Multiple-point calibrations were performed for all Aroclors.

All Aroclors associated with the initial calibrations were within the specified control limits.

3.2 Continuing Calibration

All target compounds associated with the CCV standard must exhibit a %D less than the control limit (20%).

All Aroclors associated with continuing calibrations were within the specified control limits.

4. Surrogates/System Monitoring Compounds

All samples to be analyzed for organic compounds are spiked with surrogate compounds prior to sample preparation to evaluate overall laboratory performance and efficiency of the analytical technique. PCB analysis requires that the two PCB surrogate compounds exhibit recoveries within the laboratory-established acceptance limits.

All surrogate recoveries were within control limits.

5. Matrix Spike/Matrix Spike Duplicate Analysis

MS/MSD data are used to assess the precision and accuracy of the analytical method. The Aroclors used to perform the MS/MSD analysis must exhibit a percent recovery within the laboratory-established acceptance limits. The relative percent difference between the MS/MSD recoveries must exhibit an RPD within the laboratory-established acceptance limits.

Note: The MS/MSD recovery control limits do not apply for MS/MSD performed on sample locations where the Aroclor concentration detected in the parent sample exceeds the MS/MSD concentration by a factor of four or greater.

The MS/MSD analysis was not performed on a sample within this data set.

6. Laboratory Control Sample/Laboratory Control Sample Duplicate Analysis

The LCS/Laboratory Control Sample Duplicate (LCSD) analysis is used to assess the accuracy of the analytical method independent of matrix interferences. The compounds associated with the LCS/LCSD analysis must exhibit a percent recovery within the laboratory-established acceptance limits.

Sample locations associated with LCS/LCSD analysis exhibiting recoveries outside of the control limits presented in the following table.

Sample Locations	Compound	LCS Recovery	LCSD Recovery
RB-1-3718	Aroclor 1016 Aroclor 1260	AC	>UL

Note:

AC Acceptable

The criteria used to evaluate the LCS/LCSD recoveries are presented in the following table. In the case of an LCS/LCSD deviation, the sample results are qualified as documented in the table below.

Control Limit	Sample Result	Qualification
> the upper control limit (UL)	Non-detect	No Action
	Detect	J
< the lower control limit (LL) but > 10%	Non-detect	UJ
	Detect	J
< 10%	Non-detect	R
	Detect	J

7. Field Duplicate Analysis

Field duplicate analysis is used to assess the overall precision of the field sampling procedures and analytical method. For soil matrices, a control limit of 50% is applied to the RPD between the parent sample and the field duplicate. In the instance when the parent and/or duplicate sample concentrations are less than or equal to 5 times the RL, a control limit of three times the RL is applied for soil matrices.

A field duplicate was not performed on a sample within this data set.

8. Compound Identification

The retention times of all quantitated peaks must fall within the calculated retention time windows for both the primary and confirmation columns. When dual column analysis is performed the relative percent difference of detected sample results must be less than 25%.

The dual column analysis exhibited an acceptable %RPD between columns.

9. System Performance and Overall Assessment

Overall system performance was acceptable. Other than for those deviations specifically mentioned in this review, the overall data quality is within the guidelines specified in the method.

DATA VALIDATION CHECKLIST FOR PCBs

PCBs: SW-846 8082A	Reported		Performance Acceptable		Not Required
	No	Yes	No	Yes	
GAS CHROMATOGRAPHY (GC/ECD)					
Tier II Validation					
Holding times		X		X	
Reporting limits (units)		X		X	
Blanks					
A. Method blanks		X		X	
B. Equipment blanks		X		X	
Laboratory Control Sample (LCS) %R		X		X	
Laboratory Control Sample Duplicate (LCSD) %R		X	X		
LCS/LCSD Precision (RPD)		X		X	
Matrix Spike (MS) %R	X				X
Matrix Spike Duplicate (MSD) %R	X				X
MS/MSD Precision (RPD)	X				X
Field/Lab Duplicate (RPD)	X				X
Surrogate Spike Recoveries		X		X	
Column (RPD) (If dual column is performed-not confirmation purposes only)		X		X	
Dilution Factor		X		X	
Moisture Content		X		X	
Tier III Validation					
Initial calibration %RSDs		X		X	
Continuing calibration %Ds		X		X	
System performance and column resolution		X		X	
Compound identification and quantitation					
A. Quantitation Reports		X		X	
B. RT of sample compounds within the established RT windows		X		X	
C. Pattern identification		X		X	
D. Transcription/calculation errors present		X		X	
E. Reporting limits adjusted to reflect sample dilutions		X		X	

Notes:

%RSD Percent Relative standard deviation
%R Percent recovery
%D Percent difference
RPD Relative percent difference
RT Retention time

SAMPLE COMPLIANCE REPORT

SAMPLE COMPLIANCE REPORT

Sample Delivery Group (SDG)	Sampling Date	Protocol	Sample ID	Matrix	Compliancy[1]		Noncompliance
					VOC	PCB	
480-132206-1	3/7/2018	SW846	SB-16 (6-8)	Soil	No	--	VOC – Blank contamination
	3/7/2018	SW846	SB-18 (6-8)	Soil	No	--	VOC – Blank contamination
480-132206-2	3/7/2018	SW846	SB-16 (6-8)	Soil	--	Yes	
	3/7/2018	SW846	SB-18 (0-1)	Soil	--	Yes	
	3/7/2018	SW846	SB-18 (1-2)	Soil	--	Yes	
	3/7/2018	SW846	SB-18 (6-8)	Soil	--	Yes	
	3/7/2018	SW846	SB-15 (0-1)	Soil	--	Yes	
	3/7/2018	SW846	TB-1-3718	Soil	No	--	VOC – CCV %D
	3/7/2018	SW846	RB-1-3718	Soil	No	Yes	VOC – CCV %D

Note:

1 Samples which are compliant with no added validation qualifiers are listed as "yes". Samples which are non-compliant or which have added qualifiers are listed as "no". A "no" designation does not necessarily indicate that the data have been rejected or are otherwise unusable.

VALIDATION PERFORMED BY: Andrew Korycinski

SIGNATURE:

DATE: April 16, 2018

PEER REVIEW: Dennis Capria

DATE: April 23, 2018

CHAIN OF CUSTODY

CORRECTED SAMPLE ANALYSIS DATA SHEETS

ARCADIS Design & Consultancy for natural and built assets

ID#:

CHAIN OF CUSTODY LABORATORY ANALYSIS REQUEST FORM

Lab Work Order # **48017567**

Send Results to:

Contact & Company Name: David Cornell Arcadis	Telephone: (315) 671-9379
Address: 110 W. Fayette Street, Suite 300	Fax:
City State Zip: Syracuse, NY 13202	E-mail Address: David.Cornell@arcadis.com
Project Name/Location (City, State): GE-Tonawanda, NY	Project #: APO131O3.1000
Sampler's Printed Name: Joshua Miller	Sampler's Signature:

Sample ID	Collection Date	Collection Time	Type Comp	Type Grab	Matrix	8082A PCBs	8260C VOCs 5 Day TAT*	8082 PCBs Archive*	8260C VOCs Archive*	8260C VOCs	8260C VOCs	8082A PCBs
Preservative			E			E	FGE	E	EFG	B	B	E
Filtered (✓)												
# of Containers			1			4	1	4	3	3	2	
Container Information			7			1,9	7	1,9	1	1	250 Amber	
SB-16 (6-8)	3/7/18	7:00	X		SO	X	X					
SB-16 (8-10)		10:15	X		SO			X	X			
SB-16 (10-12)		10:30	X		SO			X	X			
SB-18 (0-1)		13:30	X		SO	X			X			
SB-18 (1-2)		13:40	X		SO	X			X			
SB-18 (2-4)		14:00	X		SO			X	X			
SB-18 (4-6)		14:15	X		SO			X	X			
SB-18 (6-8)		14:45	X		SO	X	X					
SB-18 (8-10)		15:25	X		SO			X	X			
SB-18 (10-12)		15:40	X		SO			X	X			
SB-15 (0-1)		11:30	X		SO	X			X			
TB-1-3718		Lab Provided			W					X		
RB-1-3718		16:00	X		W						X	X

Keys

Preservation Key:
A. H2SO4
B. HCL
C. HNO3
D.NaOH
E. None
F. MeOH
G. DI
H.

Container Information Key:
1. 40 mL Vial
2. 1 L Amber
3. 250 mL Plastic
4. 500 mL Plastic
5. Encore
6. 2 oz. Glass
7. 4 oz. Glass
8. 8 oz. Glass
9. 125 mL Plastic
10. 4 oz. Amber

Matrix Key:
SO- Soil, SE- Sediment, NL- NAPL/Oil
W- Water, SL- Sludge, SW- Sample Wipe
T- Tissue, A- Air

PARAMETER ANALYSIS & METHOD

REMARKS

480-132306 COC

Special Instructions/Comments:

☐ Special QA/QC Instructions (✓)

Laboratory Information and Receipt		Relinquished By	Received By	Relinquished By	Laboratory Received By
Lab Name: Test America	Cooler Custody Seal (✓)	Printed Name: Joshua Miller	Printed Name: KINECHI	Printed Name:	Printed Name:
☑ Cooler packed with ice (✓)	☐ Intact ☐ Not Intact	Signature:	Signature:	Signature:	Signature:
Specify Turnaround Requirements: Standard	Sample Receipt: #1	Firm: Arcadis	Firm: DDB	Firm:	Firm:
Shipping Tracking #:	Condition/Cooler Temp: 4.4	Date/Time: 3/7/18 16:10	Date/Time: 3/7/18 1610	Date/Time:	Date/Time:

Client Sample ID: SB-16 (6-8)

Date Collected: 03/07/18 09:00
Date Received: 03/07/18 16:10

Lab Sample ID: 480-132306-1

Matrix: Solid
Percent Solids: 83.0

Method: 8260C - Volatile Organic Compounds by GC/MS

Analyte	Result	Qualifier	RL	MDL	Unit	D	Prepared	Analyzed	Dil Fac
1,1,1-Trichloroethane	ND		4.0	0.29	ug/Kg	☼	03/08/18 07:00	03/09/18 14:29	1
1,1,2,2-Tetrachloroethane	ND		4.0	0.66	ug/Kg	☼	03/08/18 07:00	03/09/18 14:29	1
1,1,2-Trichloro-1,2,2-trifluoroethane	ND		4.0	0.92	ug/Kg	☼	03/08/18 07:00	03/09/18 14:29	1
1,1,2-Trichloroethane	ND		4.0	0.53	ug/Kg	☼	03/08/18 07:00	03/09/18 14:29	1
1,1-Dichloroethane	ND		4.0	0.49	ug/Kg	☼	03/08/18 07:00	03/09/18 14:29	1
1,1-Dichloroethene	ND		4.0	0.50	ug/Kg	☼	03/08/18 07:00	03/09/18 14:29	1
1,2,4-Trichlorobenzene	ND		4.0	0.25	ug/Kg	☼	03/08/18 07:00	03/09/18 14:29	1
1,2-Dibromo-3-Chloropropane	ND	*	4.0	2.0	ug/Kg	☼	03/08/18 07:00	03/09/18 14:29	1
1,2-Dibromoethane	ND		4.0	0.52	ug/Kg	☼	03/08/18 07:00	03/09/18 14:29	1
1,2-Dichlorobenzene	ND		4.0	0.32	ug/Kg	☼	03/08/18 07:00	03/09/18 14:29	1
1,2-Dichloroethane	ND		4.0	0.20	ug/Kg	☼	03/08/18 07:00	03/09/18 14:29	1
1,2-Dichloropropane	ND		4.0	2.0	ug/Kg	☼	03/08/18 07:00	03/09/18 14:29	1
1,3-Dichlorobenzene	ND		4.0	0.21	ug/Kg	☼	03/08/18 07:00	03/09/18 14:29	1
1,4-Dichlorobenzene	ND		4.0	0.57	ug/Kg	☼	03/08/18 07:00	03/09/18 14:29	1
2-Butanone (MEK)	ND		20	1.5	ug/Kg	☼	03/08/18 07:00	03/09/18 14:29	1
2-Hexanone	ND		20	2.0	ug/Kg	☼	03/08/18 07:00	03/09/18 14:29	1
4-Methyl-2-pentanone (MIBK)	ND		20	1.3	ug/Kg	☼	03/08/18 07:00	03/09/18 14:29	1
Acetone	20 UB ~~11 J~~		20	3.4	ug/Kg	☼	03/08/18 07:00	03/09/18 14:29	1
Benzene	ND		4.0	0.20	ug/Kg	☼	03/08/18 07:00	03/09/18 14:29	1
Bromodichloromethane	ND		4.0	0.54	ug/Kg	☼	03/08/18 07:00	03/09/18 14:29	1
Bromoform	ND		4.0	2.0	ug/Kg	☼	03/08/18 07:00	03/09/18 14:29	1
Bromomethane	ND		4.0	0.36	ug/Kg	☼	03/08/18 07:00	03/09/18 14:29	1
Carbon disulfide	ND		4.0	2.0	ug/Kg	☼	03/08/18 07:00	03/09/18 14:29	1
Carbon tetrachloride	ND		4.0	0.39	ug/Kg	☼	03/08/18 07:00	03/09/18 14:29	1
Chlorobenzene	ND		4.0	0.53	ug/Kg	☼	03/08/18 07:00	03/09/18 14:29	1
Chloroethane	ND		4.0	0.91	ug/Kg	☼	03/08/18 07:00	03/09/18 14:29	1
Chloroform	ND		4.0	0.25	ug/Kg	☼	03/08/18 07:00	03/09/18 14:29	1
Chloromethane	ND		4.0	0.24	ug/Kg	☼	03/08/18 07:00	03/09/18 14:29	1
cis-1,2-Dichloroethene	ND		4.0	0.52	ug/Kg	☼	03/08/18 07:00	03/09/18 14:29	1
cis-1,3-Dichloropropene	ND		4.0	0.58	ug/Kg	☼	03/08/18 07:00	03/09/18 14:29	1
Cyclohexane	ND		4.0	0.57	ug/Kg	☼	03/08/18 07:00	03/09/18 14:29	1
Dibromochloromethane	ND		4.0	0.52	ug/Kg	☼	03/08/18 07:00	03/09/18 14:29	1
Dichlorodifluoromethane	ND		4.0	0.33	ug/Kg	☼	03/08/18 07:00	03/09/18 14:29	1
Ethylbenzene	ND		4.0	0.28	ug/Kg	☼	03/08/18 07:00	03/09/18 14:29	1
Isopropylbenzene	ND		4.0	0.61	ug/Kg	☼	03/08/18 07:00	03/09/18 14:29	1
Methyl acetate	ND		20	2.4	ug/Kg	☼	03/08/18 07:00	03/09/18 14:29	1
Methyl tert-butyl ether	ND		4.0	0.40	ug/Kg	☼	03/08/18 07:00	03/09/18 14:29	1
Methylcyclohexane	ND		4.0	0.61	ug/Kg	☼	03/08/18 07:00	03/09/18 14:29	1
Methylene Chloride	ND		4.0	1.9	ug/Kg	☼	03/08/18 07:00	03/09/18 14:29	1
Styrene	ND		4.0	0.20	ug/Kg	☼	03/08/18 07:00	03/09/18 14:29	1
Tetrachloroethene	ND		4.0	0.54	ug/Kg	☼	03/08/18 07:00	03/09/18 14:29	1
Toluene	ND		4.0	0.31	ug/Kg	☼	03/08/18 07:00	03/09/18 14:29	1
trans-1,2-Dichloroethene	ND		4.0	0.42	ug/Kg	☼	03/08/18 07:00	03/09/18 14:29	1
trans-1,3-Dichloropropene	ND		4.0	1.8	ug/Kg	☼	03/08/18 07:00	03/09/18 14:29	1
Trichloroethene	ND		4.0	0.89	ug/Kg	☼	03/08/18 07:00	03/09/18 14:29	1
Trichlorofluoromethane	ND		4.0	0.38	ug/Kg	☼	03/08/18 07:00	03/09/18 14:29	1
Vinyl chloride	ND		4.0	0.49	ug/Kg	☼	03/08/18 07:00	03/09/18 14:29	1
Xylenes, Total	ND		8.1	0.68	ug/Kg	☼	03/08/18 07:00	03/09/18 14:29	1

Client Sample ID: SB-16 (6-8)

Lab Sample ID: 480-132306-1
Date Collected: 03/07/18 09:00
Matrix: Solid
Date Received: 03/07/18 16:10
Percent Solids: 83.0

Surrogate	*%Recovery*	*Qualifier*	*Limits*	*Prepared*	*Analyzed*	*Dil Fac*
1,2-Dichloroethane-d4 (Surr)	*116*		*64 - 126*	*03/08/18 07:00*	*03/09/18 14:29*	*1*
4-Bromofluorobenzene (Surr)	*95*		*72 - 126*	*03/08/18 07:00*	*03/09/18 14:29*	*1*
Dibromofluoromethane (Surr)	*108*		*60 - 140*	*03/08/18 07:00*	*03/09/18 14:29*	*1*
Toluene-d8 (Surr)	*95*		*71 - 125*	*03/08/18 07:00*	*03/09/18 14:29*	*1*

Client Sample ID: SB-18 (6-8)

Lab Sample ID: 480-132306-8
Date Collected: 03/07/18 14:45
Matrix: Solid
Date Received: 03/07/18 16:10
Percent Solids: 84.7

Method: 8260C - Volatile Organic Compounds by GC/MS

Analyte	Result	Qualifier	RL	MDL	Unit	D	Prepared	Analyzed	Dil Fac
1,1,1-Trichloroethane	ND		4.0	0.29	ug/Kg	☼	03/08/18 07:00	03/09/18 14:55	1
1,1,2,2-Tetrachloroethane	ND		4.0	0.64	ug/Kg	☼	03/08/18 07:00	03/09/18 14:55	1
1,1,2-Trichloro-1,2,2-trifluoroethane	ND		4.0	0.90	ug/Kg	☼	03/08/18 07:00	03/09/18 14:55	1
1,1,2-Trichloroethane	ND		4.0	0.51	ug/Kg	☼	03/08/18 07:00	03/09/18 14:55	1
1,1-Dichloroethane	ND		4.0	0.48	ug/Kg	☼	03/08/18 07:00	03/09/18 14:55	1
1,1-Dichloroethene	ND		4.0	0.48	ug/Kg	☼	03/08/18 07:00	03/09/18 14:55	1
1,2,4-Trichlorobenzene	ND		4.0	0.24	ug/Kg	☼	03/08/18 07:00	03/09/18 14:55	1
1,2-Dibromo-3-Chloropropane	ND		4.0	2.0	ug/Kg	☼	03/08/18 07:00	03/09/18 14:55	1
1,2-Dibromoethane	ND		4.0	0.51	ug/Kg	☼	03/08/18 07:00	03/09/18 14:55	1
1,2-Dichlorobenzene	ND		4.0	0.31	ug/Kg	☼	03/08/18 07:00	03/09/18 14:55	1
1,2-Dichloroethane	ND		4.0	0.20	ug/Kg	☼	03/08/18 07:00	03/09/18 14:55	1
1,2-Dichloropropane	ND		4.0	2.0	ug/Kg	☼	03/08/18 07:00	03/09/18 14:55	1
1,3-Dichlorobenzene	ND		4.0	0.20	ug/Kg	☼	03/08/18 07:00	03/09/18 14:55	1
1,4-Dichlorobenzene	ND		4.0	0.55	ug/Kg	☼	03/08/18 07:00	03/09/18 14:55	1
2-Butanone (MEK)	ND		20	1.4	ug/Kg	☼	03/08/18 07:00	03/09/18 14:55	1
2-Hexanone	ND		20	2.0	ug/Kg	☼	03/08/18 07:00	03/09/18 14:55	1
4-Methyl-2-pentanone (MIBK)	ND		20	1.3	ug/Kg	☼	03/08/18 07:00	03/09/18 14:55	1
Acetone	20 UB	~~15 J~~	20	3.3	ug/Kg	☼	03/08/18 07:00	03/09/18 14:55	1
Benzene	ND		4.0	0.19	ug/Kg	☼	03/08/18 07:00	03/09/18 14:55	1
Bromodichloromethane	ND		4.0	0.53	ug/Kg	☼	03/08/18 07:00	03/09/18 14:55	1
Bromoform	ND		4.0	2.0	ug/Kg	☼	03/08/18 07:00	03/09/18 14:55	1
Bromomethane	ND		4.0	0.36	ug/Kg	☼	03/08/18 07:00	03/09/18 14:55	1
Carbon disulfide	ND		4.0	2.0	ug/Kg	☼	03/08/18 07:00	03/09/18 14:55	1
Carbon tetrachloride	ND		4.0	0.38	ug/Kg	☼	03/08/18 07:00	03/09/18 14:55	1
Chlorobenzene	ND		4.0	0.52	ug/Kg	☼	03/08/18 07:00	03/09/18 14:55	1
Chloroethane	ND		4.0	0.89	ug/Kg	☼	03/08/18 07:00	03/09/18 14:55	1
Chloroform	ND		4.0	0.24	ug/Kg	☼	03/08/18 07:00	03/09/18 14:55	1
Chloromethane	ND		4.0	0.24	ug/Kg	☼	03/08/18 07:00	03/09/18 14:55	1
cis-1,2-Dichloroethene	ND		4.0	0.51	ug/Kg	☼	03/08/18 07:00	03/09/18 14:55	1
cis-1,3-Dichloropropene	ND		4.0	0.57	ug/Kg	☼	03/08/18 07:00	03/09/18 14:55	1
Cyclohexane	ND		4.0	0.55	ug/Kg	☼	03/08/18 07:00	03/09/18 14:55	1
Dibromochloromethane	ND		4.0	0.51	ug/Kg	☼	03/08/18 07:00	03/09/18 14:55	1
Dichlorodifluoromethane	ND		4.0	0.33	ug/Kg	☼	03/08/18 07:00	03/09/18 14:55	1
Ethylbenzene	ND		4.0	0.27	ug/Kg	☼	03/08/18 07:00	03/09/18 14:55	1
Isopropylbenzene	ND		4.0	0.60	ug/Kg	☼	03/08/18 07:00	03/09/18 14:55	1
Methyl acetate	ND		20	2.4	ug/Kg	☼	03/08/18 07:00	03/09/18 14:55	1
Methyl tert-butyl ether	ND		4.0	0.39	ug/Kg	☼	03/08/18 07:00	03/09/18 14:55	1
Methylcyclohexane	ND		4.0	0.60	ug/Kg	☼	03/08/18 07:00	03/09/18 14:55	1
Methylene Chloride	ND		4.0	1.8	ug/Kg	☼	03/08/18 07:00	03/09/18 14:55	1

Client Sample ID: SB-18 (6-8)

Date Collected: 03/07/18 14:45
Date Received: 03/07/18 16:10

Lab Sample ID: 480-132306-8

Matrix: Solid
Percent Solids: 84.7

Method: 8260C - Volatile Organic Compounds by GC/MS (Continued)

Analyte	Result	Qualifier	RL	MDL	Unit	D	Prepared	Analyzed	Dil Fac
Styrene	ND		4.0	0.20	ug/Kg	☼	03/08/18 07:00	03/09/18 14:55	1
Tetrachloroethene	ND		4.0	0.53	ug/Kg	☼	03/08/18 07:00	03/09/18 14:55	1
Toluene	ND		4.0	0.30	ug/Kg	☼	03/08/18 07:00	03/09/18 14:55	1
trans-1,2-Dichloroethene	ND		4.0	0.41	ug/Kg	☼	03/08/18 07:00	03/09/18 14:55	1
trans-1,3-Dichloropropene	ND		4.0	1.7	ug/Kg	☼	03/08/18 07:00	03/09/18 14:55	1
Trichloroethene	ND		4.0	0.87	ug/Kg	☼	03/08/18 07:00	03/09/18 14:55	1
Trichlorofluoromethane	ND		4.0	0.37	ug/Kg	☼	03/08/18 07:00	03/09/18 14:55	1
Vinyl chloride	ND		4.0	0.48	ug/Kg	☼	03/08/18 07:00	03/09/18 14:55	1
Xylenes, Total	ND		7.9	0.66	ug/Kg	☼	03/08/18 07:00	03/09/18 14:55	1

Surrogate	*%Recovery*	*Qualifier*	*Limits*	*Prepared*	*Analyzed*	*Dil Fac*
1,2-Dichloroethane-d4 (Surr)	*108*		*64 - 126*	*03/08/18 07:00*	*03/09/18 14:55*	*1*
4-Bromofluorobenzene (Surr)	*94*		*72 - 126*	*03/08/18 07:00*	*03/09/18 14:55*	*1*
Dibromofluoromethane (Surr)	*106*		*60 - 140*	*03/08/18 07:00*	*03/09/18 14:55*	*1*
Toluene-d8 (Surr)	*99*		*71 - 125*	*03/08/18 07:00*	*03/09/18 14:55*	*1*

Client Sample ID: SB-16 (6-8)

Lab Sample ID: 480-132306-1

Date Collected: 03/07/18 09:00
Matrix: Solid
Date Received: 03/07/18 16:10
Percent Solids: 83.0

Method: 8082A - Polychlorinated Biphenyls (PCBs) by Gas Chromatography

Analyte	Result	Qualifier	RL	MDL	Unit	D	Prepared	Analyzed	Dil Fac
PCB-1016	ND		0.29	0.056	mg/Kg	☼	03/08/18 07:47	03/09/18 14:52	1
PCB-1221	ND		0.29	0.056	mg/Kg	☼	03/08/18 07:47	03/09/18 14:52	1
PCB-1232	ND		0.29	0.056	mg/Kg	☼	03/08/18 07:47	03/09/18 14:52	1
PCB-1242	ND		0.29	0.056	mg/Kg	☼	03/08/18 07:47	03/09/18 14:52	1
PCB-1248	ND		0.29	0.056	mg/Kg	☼	03/08/18 07:47	03/09/18 14:52	1
PCB-1254	ND		0.29	0.13	mg/Kg	☼	03/08/18 07:47	03/09/18 14:52	1
PCB-1260	ND		0.29	0.13	mg/Kg	☼	03/08/18 07:47	03/09/18 14:52	1

Surrogate	*%Recovery*	*Qualifier*	*Limits*	*Prepared*	*Analyzed*	*Dil Fac*
Tetrachloro-m-xylene	*151*		*60 - 154*	*03/08/18 07:47*	*03/09/18 14:52*	*1*
Tetrachloro-m-xylene	*130*		*60 - 154*	*03/08/18 07:47*	*03/09/18 14:52*	*1*
DCB Decachlorobiphenyl	*113*		*65 - 174*	*03/08/18 07:47*	*03/09/18 14:52*	*1*
DCB Decachlorobiphenyl	*95*		*65 - 174*	*03/08/18 07:47*	*03/09/18 14:52*	*1*

Client Sample ID: SB-18 (0-1)

Lab Sample ID: 480-132306-4

Date Collected: 03/07/18 13:30
Matrix: Solid
Date Received: 03/07/18 16:10
Percent Solids: 85.0

Method: 8082A - Polychlorinated Biphenyls (PCBs) by Gas Chromatography

Analyte	Result	Qualifier	RL	MDL	Unit	D	Prepared	Analyzed	Dil Fac
PCB-1016	ND		0.27	0.053	mg/Kg	☼	03/08/18 07:47	03/09/18 15:08	1
PCB-1221	ND		0.27	0.053	mg/Kg	☼	03/08/18 07:47	03/09/18 15:08	1
PCB-1232	ND		0.27	0.053	mg/Kg	☼	03/08/18 07:47	03/09/18 15:08	1
PCB-1242	ND		0.27	0.053	mg/Kg	☼	03/08/18 07:47	03/09/18 15:08	1
PCB-1248	ND		0.27	0.053	mg/Kg	☼	03/08/18 07:47	03/09/18 15:08	1
PCB-1254	ND		0.27	0.13	mg/Kg	☼	03/08/18 07:47	03/09/18 15:08	1
PCB-1260	ND		0.27	0.13	mg/Kg	☼	03/08/18 07:47	03/09/18 15:08	1

Surrogate	*%Recovery*	*Qualifier*	*Limits*	*Prepared*	*Analyzed*	*Dil Fac*
Tetrachloro-m-xylene	*138*		*60 - 154*	*03/08/18 07:47*	*03/09/18 15:08*	*1*
Tetrachloro-m-xylene	*117*		*60 - 154*	*03/08/18 07:47*	*03/09/18 15:08*	*1*
DCB Decachlorobiphenyl	*102*		*65 - 174*	*03/08/18 07:47*	*03/09/18 15:08*	*1*
DCB Decachlorobiphenyl	*85*		*65 - 174*	*03/08/18 07:47*	*03/09/18 15:08*	*1*

Client Sample ID: SB-18 (1-2)

Lab Sample ID: 480-132306-5

Date Collected: 03/07/18 13:40
Matrix: Solid
Date Received: 03/07/18 16:10
Percent Solids: 78.2

Method: 8082A - Polychlorinated Biphenyls (PCBs) by Gas Chromatography

Analyte	Result	Qualifier	RL	MDL	Unit	D	Prepared	Analyzed	Dil Fac
PCB-1016	ND		0.29	0.057	mg/Kg	☼	03/08/18 07:47	03/09/18 15:24	1
PCB-1221	ND		0.29	0.057	mg/Kg	☼	03/08/18 07:47	03/09/18 15:24	1
PCB-1232	ND		0.29	0.057	mg/Kg	☼	03/08/18 07:47	03/09/18 15:24	1
PCB-1242	ND		0.29	0.057	mg/Kg	☼	03/08/18 07:47	03/09/18 15:24	1
PCB-1248	ND		0.29	0.057	mg/Kg	☼	03/08/18 07:47	03/09/18 15:24	1
PCB-1254	ND		0.29	0.14	mg/Kg	☼	03/08/18 07:47	03/09/18 15:24	1
PCB-1260	ND		0.29	0.14	mg/Kg	☼	03/08/18 07:47	03/09/18 15:24	1

Surrogate	*%Recovery*	*Qualifier*	*Limits*	*Prepared*	*Analyzed*	*Dil Fac*
Tetrachloro-m-xylene	*138*		*60 - 154*	*03/08/18 07:47*	*03/09/18 15:24*	*1*

Client Sample ID: SB-18 (1-2)

Lab Sample ID: 480-132306-5
Date Collected: 03/07/18 13:40
Matrix: Solid
Date Received: 03/07/18 16:10
Percent Solids: 78.2

Method: 8082A - Polychlorinated Biphenyls (PCBs) by Gas Chromatography (Continued)

Surrogate	*%Recovery*	*Qualifier*	*Limits*	*Prepared*	*Analyzed*	*Dil Fac*
Tetrachloro-m-xylene	*118*		*60 - 154*	*03/08/18 07:47*	*03/09/18 15:24*	*1*
DCB Decachlorobiphenyl	*103*		*65 - 174*	*03/08/18 07:47*	*03/09/18 15:24*	*1*
DCB Decachlorobiphenyl	*88*		*65 - 174*	*03/08/18 07:47*	*03/09/18 15:24*	*1*

Client Sample ID: SB-18 (6-8)

Lab Sample ID: 480-132306-8
Date Collected: 03/07/18 14:45
Matrix: Solid
Date Received: 03/07/18 16:10
Percent Solids: 84.7

Method: 8082A - Polychlorinated Biphenyls (PCBs) by Gas Chromatography

Analyte	Result	Qualifier	RL	MDL	Unit	D	Prepared	Analyzed	Dil Fac
PCB-1016	ND		0.23	0.045	mg/Kg	☼	03/08/18 07:47	03/09/18 15:40	1
PCB-1221	ND		0.23	0.045	mg/Kg	☼	03/08/18 07:47	03/09/18 15:40	1
PCB-1232	ND		0.23	0.045	mg/Kg	☼	03/08/18 07:47	03/09/18 15:40	1
PCB-1242	ND		0.23	0.045	mg/Kg	☼	03/08/18 07:47	03/09/18 15:40	1
PCB-1248	ND		0.23	0.045	mg/Kg	☼	03/08/18 07:47	03/09/18 15:40	1
PCB-1254	ND		0.23	0.11	mg/Kg	☼	03/08/18 07:47	03/09/18 15:40	1
PCB-1260	ND		0.23	0.11	mg/Kg	☼	03/08/18 07:47	03/09/18 15:40	1

Surrogate	*%Recovery*	*Qualifier*	*Limits*	*Prepared*	*Analyzed*	*Dil Fac*
Tetrachloro-m-xylene	*144*		*60 - 154*	*03/08/18 07:47*	*03/09/18 15:40*	*1*
Tetrachloro-m-xylene	*122*		*60 - 154*	*03/08/18 07:47*	*03/09/18 15:40*	*1*
DCB Decachlorobiphenyl	*109*		*65 - 174*	*03/08/18 07:47*	*03/09/18 15:40*	*1*
DCB Decachlorobiphenyl	*93*		*65 - 174*	*03/08/18 07:47*	*03/09/18 15:40*	*1*

Client Sample ID: SB-15 (0-1)

Lab Sample ID: 480-132306-11
Date Collected: 03/07/18 11:30
Matrix: Solid
Date Received: 03/07/18 16:10
Percent Solids: 91.1

Method: 8082A - Polychlorinated Biphenyls (PCBs) by Gas Chromatography

Analyte	Result	Qualifier	RL	MDL	Unit	D	Prepared	Analyzed	Dil Fac
PCB-1016	ND		0.20	0.038	mg/Kg	☼	03/08/18 07:47	03/09/18 15:56	1
PCB-1221	ND		0.20	0.038	mg/Kg	☼	03/08/18 07:47	03/09/18 15:56	1
PCB-1232	ND		0.20	0.038	mg/Kg	☼	03/08/18 07:47	03/09/18 15:56	1
PCB-1242	ND		0.20	0.038	mg/Kg	☼	03/08/18 07:47	03/09/18 15:56	1
PCB-1248	ND		0.20	0.038	mg/Kg	☼	03/08/18 07:47	03/09/18 15:56	1
PCB-1254	ND		0.20	0.092	mg/Kg	☼	03/08/18 07:47	03/09/18 15:56	1
PCB-1260	ND		0.20	0.092	mg/Kg	☼	03/08/18 07:47	03/09/18 15:56	1

Surrogate	*%Recovery*	*Qualifier*	*Limits*	*Prepared*	*Analyzed*	*Dil Fac*
Tetrachloro-m-xylene	*129*		*60 - 154*	*03/08/18 07:47*	*03/09/18 15:56*	*1*
Tetrachloro-m-xylene	*110*		*60 - 154*	*03/08/18 07:47*	*03/09/18 15:56*	*1*
DCB Decachlorobiphenyl	*103*		*65 - 174*	*03/08/18 07:47*	*03/09/18 15:56*	*1*
DCB Decachlorobiphenyl	*88*		*65 - 174*	*03/08/18 07:47*	*03/09/18 15:56*	*1*

Client Sample ID: TB-1-3718

Date Collected: 03/07/18 00:00
Date Received: 03/07/18 16:10

Lab Sample ID: 480-132306-12

Matrix: Water

Method: 8260C - Volatile Organic Compounds by GC/MS

Analyte	Result	Qualifier	RL	MDL	Unit	D	Prepared	Analyzed	Dil Fac
1,1,1-Trichloroethane	ND		1.0	0.82	ug/L			03/08/18 12:52	1
1,1,2,2-Tetrachloroethane	ND		1.0	0.21	ug/L			03/08/18 12:52	1
1,1,2-Trichloro-1,2,2-trifluoroethane	ND		1.0	0.31	ug/L			03/08/18 12:52	1
1,1,2-Trichloroethane	ND		1.0	0.23	ug/L			03/08/18 12:52	1
1,1-Dichloroethane	ND		1.0	0.38	ug/L			03/08/18 12:52	1
1,1-Dichloroethene	ND		1.0	0.29	ug/L			03/08/18 12:52	1
1,2,4-Trichlorobenzene	ND		1.0	0.41	ug/L			03/08/18 12:52	1
1,2-Dibromo-3-Chloropropane	ND	UJ	1.0	0.39	ug/L			03/08/18 12:52	1
1,2-Dibromoethane	ND		1.0	0.73	ug/L			03/08/18 12:52	1
1,2-Dichlorobenzene	ND		1.0	0.79	ug/L			03/08/18 12:52	1
1,2-Dichloroethane	ND		1.0	0.21	ug/L			03/08/18 12:52	1
1,2-Dichloropropane	ND		1.0	0.72	ug/L			03/08/18 12:52	1
1,3-Dichlorobenzene	ND		1.0	0.78	ug/L			03/08/18 12:52	1
1,4-Dichlorobenzene	ND		1.0	0.84	ug/L			03/08/18 12:52	1
2-Butanone (MEK)	ND		10	1.3	ug/L			03/08/18 12:52	1
2-Hexanone	ND		5.0	1.2	ug/L			03/08/18 12:52	1
4-Methyl-2-pentanone (MIBK)	ND		5.0	2.1	ug/L			03/08/18 12:52	1
Acetone	**3.8**	**J**	10	3.0	ug/L			03/08/18 12:52	1
Benzene	ND		1.0	0.41	ug/L			03/08/18 12:52	1
Bromodichloromethane	ND		1.0	0.39	ug/L			03/08/18 12:52	1
Bromoform	ND		1.0	0.26	ug/L			03/08/18 12:52	1
Bromomethane	ND		1.0	0.69	ug/L			03/08/18 12:52	1
Carbon disulfide	ND		1.0	0.19	ug/L			03/08/18 12:52	1
Carbon tetrachloride	ND		1.0	0.27	ug/L			03/08/18 12:52	1
Chlorobenzene	ND		1.0	0.75	ug/L			03/08/18 12:52	1
Chloroethane	ND		1.0	0.32	ug/L			03/08/18 12:52	1
Chloroform	ND		1.0	0.34	ug/L			03/08/18 12:52	1
Chloromethane	ND		1.0	0.35	ug/L			03/08/18 12:52	1
cis-1,2-Dichloroethene	ND		1.0	0.81	ug/L			03/08/18 12:52	1
cis-1,3-Dichloropropene	ND		1.0	0.36	ug/L			03/08/18 12:52	1
Cyclohexane	ND		1.0	0.18	ug/L			03/08/18 12:52	1
Dibromochloromethane	ND		1.0	0.32	ug/L			03/08/18 12:52	1
Dichlorodifluoromethane	ND		1.0	0.68	ug/L			03/08/18 12:52	1
Ethylbenzene	ND		1.0	0.74	ug/L			03/08/18 12:52	1
Isopropylbenzene	ND		1.0	0.79	ug/L			03/08/18 12:52	1
Methyl acetate	ND		2.5	1.3	ug/L			03/08/18 12:52	1
Methyl tert-butyl ether	ND		1.0	0.16	ug/L			03/08/18 12:52	1
Methylcyclohexane	ND		1.0	0.16	ug/L			03/08/18 12:52	1
Methylene Chloride	ND		1.0	0.44	ug/L			03/08/18 12:52	1
Styrene	ND		1.0	0.73	ug/L			03/08/18 12:52	1
Tetrachloroethene	ND		1.0	0.36	ug/L			03/08/18 12:52	1
Toluene	ND		1.0	0.51	ug/L			03/08/18 12:52	1
trans-1,2-Dichloroethene	ND		1.0	0.90	ug/L			03/08/18 12:52	1
trans-1,3-Dichloropropene	ND		1.0	0.37	ug/L			03/08/18 12:52	1
Trichloroethene	ND		1.0	0.46	ug/L			03/08/18 12:52	1
Trichlorofluoromethane	ND		1.0	0.88	ug/L			03/08/18 12:52	1
Vinyl chloride	ND		1.0	0.90	ug/L			03/08/18 12:52	1
Xylenes, Total	ND		2.0	0.66	ug/L			03/08/18 12:52	1

Client Sample ID: TB-1-3718

Lab Sample ID: 480-132306-12

Date Collected: 03/07/18 00:00

Matrix: Water

Date Received: 03/07/18 16:10

Surrogate	*%Recovery*	*Qualifier*	*Limits*	*Prepared*	*Analyzed*	*Dil Fac*
1,2-Dichloroethane-d4 (Surr)	*100*		*77 - 120*		*03/08/18 12:52*	*1*
4-Bromofluorobenzene (Surr)	*99*		*73 - 120*		*03/08/18 12:52*	*1*
Dibromofluoromethane (Surr)	*100*		*75 - 123*		*03/08/18 12:52*	*1*
Toluene-d8 (Surr)	*98*		*80 - 120*		*03/08/18 12:52*	*1*

Client Sample ID: RB-1-3718

Lab Sample ID: 480-132306-13

Date Collected: 03/07/18 16:00

Matrix: Water

Date Received: 03/07/18 16:10

Method: 8260C - Volatile Organic Compounds by GC/MS

Analyte	Result	Qualifier	RL	MDL	Unit	D	Prepared	Analyzed	Dil Fac
1,1,1-Trichloroethane	ND		1.0	0.82	ug/L			03/08/18 13:20	1
1,1,2,2-Tetrachloroethane	ND		1.0	0.21	ug/L			03/08/18 13:20	1
1,1,2-Trichloro-1,2,2-trifluoroethane	ND		1.0	0.31	ug/L			03/08/18 13:20	1
1,1,2-Trichloroethane	ND		1.0	0.23	ug/L			03/08/18 13:20	1
1,1-Dichloroethane	ND		1.0	0.38	ug/L			03/08/18 13:20	1
1,1-Dichloroethene	ND		1.0	0.29	ug/L			03/08/18 13:20	1
1,2,4-Trichlorobenzene	ND		1.0	0.41	ug/L			03/08/18 13:20	1
1,2-Dibromo-3-Chloropropane	ND	UJ	1.0	0.39	ug/L			03/08/18 13:20	1
1,2-Dibromoethane	ND		1.0	0.73	ug/L			03/08/18 13:20	1
1,2-Dichlorobenzene	ND		1.0	0.79	ug/L			03/08/18 13:20	1
1,2-Dichloroethane	ND		1.0	0.21	ug/L			03/08/18 13:20	1
1,2-Dichloropropane	ND		1.0	0.72	ug/L			03/08/18 13:20	1
1,3-Dichlorobenzene	ND		1.0	0.78	ug/L			03/08/18 13:20	1
1,4-Dichlorobenzene	ND		1.0	0.84	ug/L			03/08/18 13:20	1
2-Butanone (MEK)	ND		10	1.3	ug/L			03/08/18 13:20	1
2-Hexanone	ND		5.0	1.2	ug/L			03/08/18 13:20	1
4-Methyl-2-pentanone (MIBK)	ND		5.0	2.1	ug/L			03/08/18 13:20	1
Acetone	ND		10	3.0	ug/L			03/08/18 13:20	1
Benzene	ND		1.0	0.41	ug/L			03/08/18 13:20	1
Bromodichloromethane	ND		1.0	0.39	ug/L			03/08/18 13:20	1
Bromoform	ND		1.0	0.26	ug/L			03/08/18 13:20	1
Bromomethane	ND		1.0	0.69	ug/L			03/08/18 13:20	1
Carbon disulfide	ND		1.0	0.19	ug/L			03/08/18 13:20	1
Carbon tetrachloride	ND		1.0	0.27	ug/L			03/08/18 13:20	1
Chlorobenzene	ND		1.0	0.75	ug/L			03/08/18 13:20	1
Chloroethane	ND		1.0	0.32	ug/L			03/08/18 13:20	1
Chloroform	ND		1.0	0.34	ug/L			03/08/18 13:20	1
Chloromethane	ND		1.0	0.35	ug/L			03/08/18 13:20	1
cis-1,2-Dichloroethene	ND		1.0	0.81	ug/L			03/08/18 13:20	1
cis-1,3-Dichloropropene	ND		1.0	0.36	ug/L			03/08/18 13:20	1
Cyclohexane	ND		1.0	0.18	ug/L			03/08/18 13:20	1
Dibromochloromethane	ND		1.0	0.32	ug/L			03/08/18 13:20	1
Dichlorodifluoromethane	ND		1.0	0.68	ug/L			03/08/18 13:20	1
Ethylbenzene	ND		1.0	0.74	ug/L			03/08/18 13:20	1
Isopropylbenzene	ND		1.0	0.79	ug/L			03/08/18 13:20	1
Methyl acetate	ND		2.5	1.3	ug/L			03/08/18 13:20	1
Methyl tert-butyl ether	ND		1.0	0.16	ug/L			03/08/18 13:20	1
Methylcyclohexane	ND		1.0	0.16	ug/L			03/08/18 13:20	1
Methylene Chloride	ND		1.0	0.44	ug/L			03/08/18 13:20	1

Client Sample ID: RB-1-3718

Date Collected: 03/07/18 16:00
Date Received: 03/07/18 16:10

Lab Sample ID: 480-132306-13

Matrix: Water

Method: 8260C - Volatile Organic Compounds by GC/MS (Continued)

Analyte	Result	Qualifier	RL	MDL	Unit	D	Prepared	Analyzed	Dil Fac
Styrene	ND		1.0	0.73	ug/L			03/08/18 13:20	1
Tetrachloroethene	ND		1.0	0.36	ug/L			03/08/18 13:20	1
Toluene	ND		1.0	0.51	ug/L			03/08/18 13:20	1
trans-1,2-Dichloroethene	ND		1.0	0.90	ug/L			03/08/18 13:20	1
trans-1,3-Dichloropropene	ND		1.0	0.37	ug/L			03/08/18 13:20	1
Trichloroethene	ND		1.0	0.46	ug/L			03/08/18 13:20	1
Trichlorofluoromethane	ND		1.0	0.88	ug/L			03/08/18 13:20	1
Vinyl chloride	ND		1.0	0.90	ug/L			03/08/18 13:20	1
Xylenes, Total	ND		2.0	0.66	ug/L			03/08/18 13:20	1

Surrogate	*%Recovery*	*Qualifier*	*Limits*	*Prepared*	*Analyzed*	*Dil Fac*
1,2-Dichloroethane-d4 (Surr)	*104*		*77 - 120*		*03/08/18 13:20*	*1*
4-Bromofluorobenzene (Surr)	*100*		*73 - 120*		*03/08/18 13:20*	*1*
Dibromofluoromethane (Surr)	*100*		*75 - 123*		*03/08/18 13:20*	*1*
Toluene-d8 (Surr)	*101*		*80 - 120*		*03/08/18 13:20*	*1*

Method: 8082A - Polychlorinated Biphenyls (PCBs) by Gas Chromatography

Analyte	Result	Qualifier	RL	MDL	Unit	D	Prepared	Analyzed	Dil Fac
PCB-1016	ND	*	0.50	0.18	ug/L		03/12/18 07:49	03/12/18 18:32	1
PCB-1221	ND		0.50	0.18	ug/L		03/12/18 07:49	03/12/18 18:32	1
PCB-1232	ND		0.50	0.18	ug/L		03/12/18 07:49	03/12/18 18:32	1
PCB-1242	ND		0.50	0.18	ug/L		03/12/18 07:49	03/12/18 18:32	1
PCB-1248	ND		0.50	0.18	ug/L		03/12/18 07:49	03/12/18 18:32	1
PCB-1254	ND		0.50	0.25	ug/L		03/12/18 07:49	03/12/18 18:32	1
PCB-1260	ND	*	0.50	0.25	ug/L		03/12/18 07:49	03/12/18 18:32	1

Surrogate	*%Recovery*	*Qualifier*	*Limits*	*Prepared*	*Analyzed*	*Dil Fac*
Tetrachloro-m-xylene	*100*		*39 - 121*	*03/12/18 07:49*	*03/12/18 18:32*	*1*
Tetrachloro-m-xylene	*112*		*39 - 121*	*03/12/18 07:49*	*03/12/18 18:32*	*1*
DCB Decachlorobiphenyl	*91*		*19 - 120*	*03/12/18 07:49*	*03/12/18 18:32*	*1*
DCB Decachlorobiphenyl	*89*		*19 - 120*	*03/12/18 07:49*	*03/12/18 18:32*	*1*

ARCADIS Design & Consultancy for natural and built assets

General Electric Company

Buffalo Service Shop

Tonawanda, New York

NYSDEC ID 915244; EPA ID NYD067539940

DATA USABILITY SUMMARY REPORT

Volatile Organic Compound (VOC) and Polychlorinated Biphenyl (PCB) Analyses

SDG #480-132403-1, -2, and -3

Analyses Performed By:
TestAmerica Laboratories, Inc.
Amherst, New York

Report #29571R
Review Level: Tier III
Project: AP013103.1000.1000B

SUMMARY

This Data Usability Summary Report (DUSR) summarizes the review of Sample Delivery Groups (SDGs) #480-132403-1, -2, and -3 for samples collected in association with The General Electric Company (GE) Buffalo Service Shop in Tonawanda, NY (NYSDEC ID 915244; EPA ID NYD067539940). The review was conducted as a Tier III evaluation and included review of laboratory analytical data package completeness. Field documentation was not included in this review. Included with this assessment are the post-validation annotated sample result sheets, and chain of custody (COC). Analyses were performed for volatile organic compounds (VOCs) and polychlorinated biphenyls (PCBs) on the following samples:

SDG	Sample ID	Lab ID	Matrix	Sample Collection Date	Parent Sample	Analysis	
						VOC	PCB
480-132403-1	SB-21 (0-1)	480-132403-1	Soil	3/7/2018		X	
	SB-21 (1-2)	480-132403-2	Soil	3/7/2018		X	
	SB-21 (6-8)	480-132403-5	Soil	3/8/2018		X	
	SB-24 (6-8)	480-132403-12	Soil	3/8/2018		X	
	DUP-3-3818	480-132403-15	Soil	3/8/2018	SB-21 (6-8)	X	
	SB-23 (0-1)	480-132403-16	Soil	3/8/2018		X	
	SB-23 (6-8)	480-132403-20	Soil	3/8/2018		X	
	SB-22 (2-4)	480-132403-25	Soil	3/8/2018		X	
480-132403-1	SB-21 (0-1)	480-132403-1	Soil	3/7/2018			X
	SB-21 (1-2)	480-132403-2	Soil	3/7/2018			X
	SB-21 (6-8)	480-132403-5	Soil	3/8/2018			X
	SB-24 (0-1)	480-132403-8	Soil	3/8/2018			X
	SB-24 (1-2)	480-132403-9	Soil	3/8/2018			X
	SB-24 (6-8)	480-132403-12	Soil	3/8/2018			X
	DUP-3-3818	480-132403-15	Soil	3/8/2018	SB-21 (6-8)		X
	SB-23 (0-1)	480-132403-16	Soil	3/8/2018			X
	SB-23 (1-2)	480-132403-17	Soil	3/8/2018			X
	SB-23 (6-8)	480-132403-20	Soil	3/8/2018			X
	SB-22 (0-1)	480-132403-23	Soil	3/8/2018			X
	SB-22 (1-2)	480-132403-24	Soil	3/8/2018			X
	SB-22 (2-4)	480-132403-25	Soil	3/8/2018			X
	TB-1-3818	480-132403-26	Water	3/8/2018		X	
	TB-2-3818	480-132403-27	Water	3/8/2018		X	

SDG	Sample ID	Lab ID	Matrix	Sample Collection Date	Parent Sample	Analysis	
						VOC	PCB
	RB-1-3818	480-132403-28	Water	3/8/2018		X	X
480-132403-3	SB-21 (2-4)	480-132403-3	Soil	3/7/2018		X	
	SB-21 (4-6)	480-132403-4	Soil	3/8/2018		X	
	SB-21 (8-10)	480-132403-6	Soil	3/8/2018		X	
	SB-21 (10-12)	480-132403-7	Soil	3/8/2018		X	

LABORATORY ANALYTICAL DATA PACKAGE DOCUMENTATION

The table below is the evaluation of the laboratory analytical data package completeness.

Items Reviewed	Reported		Performance Acceptable		Not Required
	No	Yes	No	Yes	
1. Sample receipt condition		X		X	
2. Requested analyses and sample results		X		X	
3. Master tracking list		X		X	
4. Methods of analysis		X		X	
5. Reporting limits		X		X	
6. Sample collection date		X		X	
7. Laboratory sample received date		X		X	
8. Sample preservation verification (as applicable)		X		X	
9. Sample preparation/extraction/analysis dates		X		X	
10. Fully executed COC form		X		X	
11. Narrative summary of quality assurance (QA) or sample problems provided		X		X	
12. Data Package Completeness and Compliance		X		X	

ORGANIC ANALYSIS INTRODUCTION

VOC and PCB analyses were performed according to United States Environmental Protection Agency (USEPA) SW-846 Methods 8260C and 8082A, respectively. Data were reviewed in accordance with the USEPA Region II validation guidelines *Validating Volatile Organic Compounds by Gas Chromatography/Mass Spectrometry SW-846 Method 8260B* (SOP #HW-24, October 2006) and *Validating PCB Compounds by Gas Chromatography SW-846 Method 8082A* (SOP #HW-45, October 2006); the USEPA *National Functional Guidelines for Organic Superfund Methods Data Review* (January 2017); USEPA *Contract Laboratory Program National Functional Guidelines for Organic Data Review* (October 1999); and the *RCRA Facility Investigation Work Plan for Sub-Slab Soils, Buffalo Service Shop* (November 2017).

The data review process is an evaluation of data on a technical basis rather than a determination of contract compliance. As such, the standards against which the data are being weighed may differ from those specified in the analytical method. It is assumed that the data package represents the best efforts of the laboratory and had already been subjected to adequate and sufficient quality review prior to submission.

During the review process, laboratory qualified and unqualified data are verified against the supporting documentation. Based on this evaluation, qualifier codes may be added, deleted, or modified by the data reviewer. Results are qualified with the following codes in accordance with USEPA National Functional Guidelines:

- Concentration (C) Qualifiers
  - U The compound was analyzed for but not detected. The associated value is the compound quantitation limit.
  - B The compound has been found in the sample as well as its associated blank, its presence in the sample may be suspect.
- Quantitation (Q) Qualifiers
  - E The compound was quantitated above the calibration range.
  - D Concentration is based on a diluted sample analysis.
- Validation Qualifiers
  - J The compound was positively identified; however, the associated numerical value is an estimated concentration only.
  - UJ The compound was not detected above the reported sample quantitation limit. However, the reported limit is approximate and may or may not represent the actual limit of quantitation.
  - JN The analysis indicates the presence of a compound for which there is presumptive evidence to make a tentative identification. The associated numerical value is an estimated concentration only.
  - UB Compound considered non-detect at the listed value due to associated blank contamination.
  - N The analysis indicates the presence of a compound for which there is presumptive evidence to make a tentative identification.
  - R The sample results are rejected.

The "R" flag means that the associated value is unusable. In other words, due to significant quality control (QC) problems, the analysis is invalid and provides no information as to whether the compound is present or not. "R" values should not appear on data tables because they cannot be relied upon. It is also important to note that while strict QC serves to increase confidence in data, any value potentially contains error.

VOLATILE ORGANIC COMPOUND ANALYSES

1. Holding Times

The specified holding times for the following methods are presented in the following table.

Method	Matrix	Holding Time	Preservation
SW-846 8260C	Water	14 days from collection to analysis	Cool to <6°C; preserved to a pH of less than 2
	Soil	48 hours from collection to extraction and 14 days from extraction to analysis	Cool to <6 °C.

All samples were analyzed within the specified holding time criteria.

2. Blank Contamination

QA blanks (i.e., method and rinse blanks) are prepared to identify contamination which may have been introduced into the samples during sample preparation or field activity. Method blanks measure laboratory contamination. Rinse blanks measure contamination of samples during field operations.

A blank action level (BAL) of five times the concentration of a detected compound in an associated blank (common laboratory contaminant compounds methylene chloride, 2-butanone, and acetone are calculated at ten times) is calculated for QA blanks containing concentrations greater than the method detection limit (MDL). The BAL is compared to the associated sample results to determine if qualification of the sample results is appropriate.

All compounds associated with the QA blanks exhibited a concentration less than the MDL, with the exception of the compounds listed in the following table. Sample results less than the BAL associated with the following sample locations were qualified as listed in the following table.

Sample Locations	Analyte	Sample Result	Qualification
SB-21 (6-8) SB-24 (6-8) DUP-3-3818 SB-23 (6-8) SB-21 (2-4) SB-21 (4-6) SB-21 (8-10) SB-21 (10-12)	Acetone (TB)	Detected sample results <RL and <BAL	"UB" at the RL
SB-21 (2-4) SB-21 (10-12)	Methylene chloride (TB)		

Note:
RL Reporting limit
TB Trip BlanK

3. Mass Spectrometer Tuning

Mass spectrometer performance was acceptable and all analyses were performed within a 12-hour tune clock.

System performance and column resolution were acceptable.

4. Calibration

Satisfactory instrument calibration is established to ensure that the instrument is capable of producing acceptable quantitative data. An initial calibration demonstrates that the instrument is capable of acceptable performance at the beginning of an experimental sequence. The continuing calibration verifies that the instrument daily performance is satisfactory.

4.1 Initial Calibration

The method specifies percent relative standard deviation (%RSD) and relative response factor (RRF) limits for select compounds only. A technical review of the data applies limits to all compounds with no exceptions.

All target compounds associated with the initial calibration standards must exhibit a %RSD less than the control limit (20%) or a correlation coefficient greater than 0.99 and an RRF value greater than control limit (0.05).

All compounds associated with the initial calibrations were within the specified control limits.

4.2 Continuing Calibration

All target compounds associated with the continuing calibration verification (CCV) standard must exhibit a percent difference (%D) less than the control limit (20%) and RRF value greater than control limit (0.05).

All compounds associated with the calibrations were within the specified control limits, with the exception of the compounds presented in the following table.

Sample Locations	Initial/Continuing	Compound	Criteria
SB-21 (0-1) SB-21 (1-2) SB-21 (6-8) SB-24 (6-8) DUP-3-3818 SB-23 (0-1) SB-23 (6-8) SB-22 (2-4)	CCV %D	Dichlorodifluoromethane	+39.7%
		Trichlorofluoromethane	+32.4%
		Chloroform	+20.9%
		1,1,1-Trichloroethane	+30.9%
		Carbon tetrachloride	+40.9%
		Carbon tetrachloride	+40.9%
		1,2-Dichloroethane	+24.3%
		Bromodichloromethane	+23.9%
		Dibromochloromethane	+25.5%
TB-1-3818 TB-2-3818 RB-1-3818	CCV %D	Dichlorodifluoromethane	+25.3%
		Chloromethane	+29.1%
		Vinyl chloride	+22.4%
		Bromomethane	+20.6%
		Chloroethane	+21.7%
		Acetone	+25.8%
		2-Butanone (MEK)	+20.4%

The criteria used to evaluate the initial and continuing calibration are presented in the following table. In the case of a calibration deviation, the sample results are qualified.

Initial/Continuing	Criteria	Sample Result	Qualification
Initial and Continuing Calibration	RRF <0.05	Non-detect	R
		Detect	J
	RRF <0.01[1]	Non-detect	R
		Detect	J
	RRF >0.05 or RRF >0.01[1]	Non-detect	No Action
		Detect	
Initial Calibration	%RSD > 15% or a correlation coefficient <0.99	Non-detect	UJ
		Detect	J
	%RSD >90%	Non-detect	R
		Detect	J
Continuing Calibration	%D >20% (increase in sensitivity)	Non-detect	No Action
		Detect	J
	%D >20% (decrease in sensitivity)	Non-detect	UJ
		Detect	J

Note:

[1]RRF of 0.01 only applies to compounds which are typically poor responding compounds (i.e., ketones, 1,4-dioxane, etc.)

5. Surrogates/System Monitoring Compounds

All samples to be analyzed for organic compounds are spiked with surrogate compounds prior to sample preparation to evaluate overall laboratory performance and efficiency of the analytical technique. VOC analysis requires that all surrogates associated with the analysis exhibit recoveries within the laboratory-established acceptance limits.

All surrogate recoveries were within control limits.

6. Internal Standard Performance

Internal standard performance criteria ensure that the GC/MS sensitivity and response are stable during every sample analysis. The criterion requires the internal standard compounds associated with the VOC exhibit area counts that are not greater than two times (+100%) or less than one-half (-50%) of the area counts of the associated continuing calibration standard.

All internal standard responses were within control limits.

7. Matrix Spike/Matrix Spike Duplicate Analysis

Matrix Spike/Matrix Spike Duplicate (MS/MSD) data are used to assess the precision and accuracy of the analytical method. The compounds used to perform the MS/MSD analysis must exhibit a percent recovery within the laboratory-established acceptance limits. The relative percent difference (RPD) between the MS/MSD recoveries must be within the laboratory-established acceptance limits.

Note: The MS/MSD recovery control limits do not apply for MS/MSD performed on sample locations where the compound concentration detected in the parent sample exceeds the MS/MSD concentration by a factor of four or greater.

Sample locations associated with the MS/MSD exhibiting recoveries outside of the control limits are presented in the following table.

Sample Location	Compound	MS Recovery	MSD Recovery
SB-24 (6-8)	1,1,2,2-Tetrachloroethane	<LL but >10%	<LL but >10%
	1,1,2-Trichloroethane	<LL but >10%	<LL but >10%
	2-Butanone (MEK)	<LL but >10%	<LL but >10%
	Styrene	<LL but >10%	<LL but >10%

The criteria used to evaluate the MS/MSD recoveries are presented in the following table. In the case of an MS/MSD deviation, the sample results are qualified as documented in the table below.

Control Limit	Sample Result	Qualification
> the upper control limit (UL)	Non-detect	No Action
	Detect	J
< the lower control limit (LL) but > 10%	Non-detect	UJ
	Detect	J
< 10%	Non-detect	R
	Detect	J
Parent sample concentration > four times the MS/MSD spiking solution concentration.	Detect	No Action
	Non-detect	

8. Laboratory Control Sample Analysis

The Laboratory Control Sample (LCS) analysis is used to assess the accuracy of the analytical method independent of matrix interferences. The compounds associated with the LCS analysis must exhibit a percent recovery within the laboratory-established acceptance limits.

Sample locations associated with LCS analysis exhibiting recoveries outside of the control limits presented in the following table.

Sample Locations	Compound	LCS Recovery
SB-21 (0-1) SB-21 (1-2) SB-21 (6-8) SB-24 (6-8) DUP-3-3818 SB-23 (0-1) SB-23 (6-8) SB-22 (2-4)	1,2-Dibromo-3-Chloropropane	>UL
TB-1-3818 TB-2-3818 RB-1-3818	Chloromethane	>UL

The criteria used to evaluate the LCS recoveries are presented in the following table. In the case of an LCS deviation, the sample results are qualified as documented in the table below.

Control Limit	Sample Result	Qualification
> the upper control limit (UL)	Non-detect	No Action
	Detect	J
< the lower control limit (LL) but > 10%	Non-detect	UJ
	Detect	J
< 10%	Non-detect	R
	Detect	J

9. Field Duplicate Analysis

Field duplicate analysis is used to assess the overall precision of the field sampling procedures and analytical method. For soil matrices, a control limit of 50% is applied to the RPD between the parent sample and the field duplicate. In the instance when the parent and/or duplicate sample concentrations are less than or equal to 5 times the reporting limit (RL), a control limit of three times the RL is applied for soil matrices.

Results for duplicate samples are summarized in the following table.

Sample ID/ Duplicate ID	Compound	Sample Result	Duplicate Result	RPD
SB-21 (6-8)/ DUP-3-3818	1,1-Dichloroethane	41.0	1.7 J	NC
	1,1-Dichloroethene	9.6	8.4	AC
	1,2-Dichloroethane	0.47 J	4.0 U	AC
	Acetone	4.0 J	4.4 J	AC
	Benzene	0.44 J	0.38 J	AC
	Chloroethane	54.0	2.9 J	NC
	cis-1,2-Dichloroethene	16.0	10.0	AC
	trans-1,2-Dichloroethene	0.41 J	4.0 U	AC
	Trichloroethene	0.98 J	4.0 U	AC

Note:

AC Acceptable

The compounds 1,1-Dichloroethane, and Chloroethane associated with sample locations SB-21 (6-8) and DUP-3-3818 exhibited a field duplicate RPD greater than the control limit. The associated sample results from sample locations for the listed analyte were qualified as estimated.

10. Compound Identification

Compounds are identified on the gas chromatography/mass spectrometry (GC/MS) by using the analytes relative retention time and ion spectra.

All identified compounds met the specified criteria.

11. System Performance and Overall Assessment

Overall system performance was acceptable. Other than for those deviations specifically mentioned in this review, the overall data quality is within the guidelines specified in the method.

DATA VALIDATION CHECKLIST FOR VOCs

VOCs: SW-846 8260C	Reported		Performance Acceptable		Not Required
	No	Yes	No	Yes	
GAS CHROMATOGRAPHY/MASS SPECTROMETRY (GC/MS)					
Tier II Validation					
Holding times		X		X	
Reporting limits (units)		X		X	
Blanks					
A. Method blanks		X		X	
B. Equipment blanks		X		X	
C. Trip blanks		X	X		
Laboratory Control Sample (LCS) %R		X	X		
Laboratory Control Sample Duplicate (LCSD) %R	X				X
LCS/LCSD Precision (RPD)	X				X
Matrix Spike (MS) %R		X	X		
Matrix Spike Duplicate (MSD) %R		X	X		
MS/MSD Precision (RPD)		X		X	
Field/Lab Duplicate (RPD)		X	X		
Surrogate Spike Recoveries		X		X	
Dilution Factor		X		X	
Moisture Content		X		X	
Tier III Validation					
System performance and column resolution		X		X	
Initial calibration %RSDs		X		X	
Continuing calibration RRFs		X		X	
Continuing calibration %Ds		X	X		
Instrument tune and performance check		X		X	
Ion abundance criteria for each instrument used		X		X	
Internal standard		X		X	
Compound identification and quantitation					
A. Reconstructed ion chromatograms		X		X	
B. Quantitation Reports		X		X	

VOCs: SW-846 8260C	Reported		Performance Acceptable		Not Required
	No	Yes	No	Yes	
GAS CHROMATOGRAPHY/MASS SPECTROMETRY (GC/MS)					
C. RT of sample compounds within the established RT windows		X		X	
D. Transcription/calculation errors present		X		X	
E. Reporting limits adjusted to reflect sample dilutions		X		X	

Notes:

%RSD Percent Relative standard deviation
%R Percent recovery
%D Percent difference
RPD Relative percent difference
RT Retention time
RRF Relative response factor

POLYCHLORINATED BIPHENYL ANALYSES

1. Holding Times

The specified holding times for the following methods are presented in the following table.

Method	Matrix	Holding Time	Preservation
SW-846 8082A	Water	7 days from collection to extraction and 40 days from extraction to analysis	Cool to <6°C
	Soil	14 days from collection to extraction and 40 days from extraction to analysis	Cool to <6 °C

Note:
The holding times above are recommendations. PCBs are very stable in a variety of matrices, and holding times, under the conditions listed above, may be as long as a year per SW-846 8082A (February 2007).

All samples were analyzed within the specified holding time criteria.

2. Blank Contamination

QA blanks (i.e., method and rinse blanks) are prepared to identify contamination which may have been introduced into the samples during sample preparation or field activity. Method blanks measure laboratory contamination. Rinse blanks measure contamination of samples during field operations.

A BAL of five times the concentration of a detected Aroclor in an associated blank is calculated for QA blanks containing concentrations greater than the MDL. The BAL is compared to the associated sample results to determine if qualification of the sample results is appropriate.

Compounds were not detected above the MDL in the associated blanks; therefore, detected sample results were not associated with blank contamination and no qualification of the sample results was required.

3. Calibration

Satisfactory instrument calibration is established to ensure that the instrument is capable of producing acceptable quantitative data. An initial calibration demonstrates that the instrument is capable of acceptable performance at the beginning of an experimental sequence. The continuing calibration verifies that the instrument daily performance is satisfactory.

3.1 Initial Calibration

A maximum RSD of 20% is allowed or a correlation coefficient greater than 0.99. Multiple-point calibrations were performed for all Aroclors.

All Aroclors associated with the initial calibrations were within the specified control limits.

3.2 Continuing Calibration

All target compounds associated with the CCV standard must exhibit a %D less than the control limit (20%).

All Aroclors associated with continuing calibrations were within the specified control limits.

4. Surrogates/System Monitoring Compounds

All samples to be analyzed for organic compounds are spiked with surrogate compounds prior to sample preparation to evaluate overall laboratory performance and efficiency of the analytical technique. PCB analysis requires that the two PCB surrogate compounds exhibit recoveries within the laboratory-established acceptance limits.

All surrogate recoveries were within control limits.

5. Matrix Spike/Matrix Spike Duplicate Analysis

MS/MSD data are used to assess the precision and accuracy of the analytical method. The Aroclors used to perform the MS/MSD analysis must exhibit a percent recovery within the laboratory-established acceptance limits. The relative percent difference between the MS/MSD recoveries must exhibit an RPD within the laboratory-established acceptance limits.

Note: The MS/MSD recovery control limits do not apply for MS/MSD performed on sample locations where the Aroclor concentration detected in the parent sample exceeds the MS/MSD concentration by a factor of four or greater.

The MS/MSD analysis exhibited recoveries and RPD within acceptance limits.

6. Laboratory Control Sample/Laboratory Control Sample Duplicate Analysis

The LCS/Laboratory Control Sample Duplicate (LCSD) analysis is used to assess the accuracy of the analytical method independent of matrix interferences. The compounds associated with the LCS/LCSD analysis must exhibit a percent recovery within the laboratory-established acceptance limits.

Sample locations associated with LCS/LCSD analysis exhibiting recoveries outside of the control limits presented in the following table.

Sample Locations	Compound	LCS Recovery	LCSD Recovery
RB-1-3818	Aroclor 1016 Aroclor 1260	AC	>UL

Note:

AC Acceptable

The criteria used to evaluate the LCS/LCSD recoveries are presented in the following table. In the case of an LCS/LCSD deviation, the sample results are qualified as documented in the table below.

Control Limit	Sample Result	Qualification
> the upper control limit (UL)	Non-detect	No Action
	Detect	J
< the lower control limit (LL) but > 10%	Non-detect	UJ
	Detect	J
< 10%	Non-detect	R
	Detect	J

7. Field Duplicate Analysis

Field duplicate analysis is used to assess the overall precision of the field sampling procedures and analytical method. For soil matrices, a control limit of 50% is applied to the RPD between the parent sample and the field duplicate. In the instance when the parent and/or duplicate sample concentrations are less than or equal to 5 times the RL, a control limit of three times the RL is applied for soil matrices.

Results for duplicate samples are summarized in the following table.

Sample ID/ Duplicate ID	Compound	Sample Result	Duplicate Result	RPD
SB-21 (6-8)/ DUP-3-3818	All Aroclors	U	U	AC

Note:

AC Acceptable

No PCBs were detected in samples SB-21 (6-8) and DUP-3-3818; hence, RPD was not calculated and the results are considered to be in agreement.

8. Compound Identification

The retention times of all quantitated peaks must fall within the calculated retention time windows for both the primary and confirmation columns. When dual column analysis is performed the relative percent difference of detected sample results must be less than 25%.

Sample locations associated with RPD analysis exhibiting recoveries outside of the control limits are presented in the following table.

Sample Locations	Compound	RPD
SB-21 (0-1)	Aroclor 1254	39.0%
SB-21 (1-2)	Aroclor 1254	39.3%

The criteria used to evaluate the RPD are presented in the following table. In the case of a RPD deviation, the sample results are qualified as documented in the table below.

Control Limit (%D)	Qualification
>40% to 70%	J
>70% to 100%	JN
>100% [1]	R
>100% to 200% (Interference detected)[2]	J or JN
>50% (PCB sample results less than the RL)	U

When the PCB sample results are less than the RL and the RPD greater than 50% the sample result are raised to the RL and reported as non-detect.

Note 1: If the pattern is confirmed sample results will be qualified as estimated (J). If pattern exhibits interference or if the PCB cannot be positively determined due to weathering the sample results will be qualified as tentative identification estimate (JN).

Note 2: If interference is detected in either column the sample results will be qualified as tentative identification estimate (JN).

9. System Performance and Overall Assessment

Overall system performance was acceptable. Other than for those deviations specifically mentioned in this review, the overall data quality is within the guidelines specified in the method.

DATA VALIDATION CHECKLIST FOR PCBs

PCBs: SW-846 8082A	Reported		Performance Acceptable		Not Required
	No	Yes	No	Yes	
GAS CHROMATOGRAPHY (GC/ECD)					
Tier II Validation					
Holding times		X		X	
Reporting limits (units)		X		X	
Blanks					
A. Method blanks		X		X	
B. Equipment blanks		X		X	
Laboratory Control Sample (LCS) %R		X		X	
Laboratory Control Sample Duplicate (LCSD) %R		X	X		
LCS/LCSD Precision (RPD)		X		X	
Matrix Spike (MS) %R		X		X	
Matrix Spike Duplicate (MSD) %R		X		X	
MS/MSD Precision (RPD)		X		X	
Field/Lab Duplicate (RPD)		X		X	
Surrogate Spike Recoveries		X		X	
Column (RPD) (If dual column is performed-not confirmation purposes only)		X	X		
Dilution Factor		X		X	
Moisture Content		X		X	
Tier III Validation					
Initial calibration %RSDs		X		X	
Continuing calibration %Ds		X		X	
System performance and column resolution		X		X	
Compound identification and quantitation					
A. Quantitation Reports		X		X	
B. RT of sample compounds within the established RT windows		X		X	
C. Pattern identification		X		X	
D. Transcription/calculation errors present		X		X	
E. Reporting limits adjusted to reflect sample dilutions		X		X	

Notes:

%RSD Percent Relative standard deviation
%R Percent recovery
%D Percent difference
RPD Relative percent difference
RT Retention time

SAMPLE COMPLIANCE REPORT

SAMPLE COMPLIANCE REPORT

Sample Delivery Group (SDG)	Sampling Date	Protocol	Sample ID	Matrix	Compliancy[1]		Noncompliance
					VOC	PCB	
480-132403-1	3/7/2018	SW846	SB-21 (0-1)	Soil	Yes	--	
	3/7/2018	SW846	SB-21 (1-2)	Soil	Yes	--	
	3/8/2018	SW846	SB-21 (6-8)	Soil	No	--	VOC – Blank contamination, Field Dup RPD
	3/8/2018	SW846	SB-24 (6-8)	Soil	No	--	VOC – Blank contamination, MS/MSD %R
	3/8/2018	SW846	DUP-3-3818	Soil	No	--	VOC – Blank contamination, Field Dup RPD
	3/8/2018	SW846	SB-23 (0-1)	Soil	Yes	--	
	3/8/2018	SW846	SB-23 (6-8)	Soil	No	--	VOC – Blank contamination
	3/8/2018	SW846	SB-22 (2-4)	Soil	Yes	--	
480-132403-1	3/7/2018	SW846	SB-21 (0-1)	Soil	--	No	PCB – Column %D
	3/7/2018	SW846	SB-21 (1-2)	Soil	--	No	PCB – Column %D
	3/8/2018	SW846	SB-21 (6-8)	Soil	--	Yes	
	3/8/2018	SW846	SB-24 (0-1)	Soil	--	Yes	
	3/8/2018	SW846	SB-24 (1-2)	Soil	--	Yes	
	3/8/2018	SW846	SB-24 (6-8)	Soil	--	Yes	
	3/8/2018	SW846	DUP-3-3818	Soil	--	Yes	
	3/8/2018	SW846	SB-23 (0-1)	Soil	--	Yes	
	3/8/2018	SW846	SB-23 (1-2)	Soil	--	Yes	
	3/8/2018	SW846	SB-23 (6-8)	Soil	--	Yes	

Sample Delivery Group (SDG)	Sampling Date	Protocol	Sample ID	Matrix	Compliancy[1]		Noncompliance
					VOC	PCB	
	3/8/2018	SW846	SB-22 (0-1)	Soil	--	Yes	
	3/8/2018	SW846	SB-22 (1-2)	Soil	--	Yes	
	3/8/2018	SW846	SB-22 (2-4)	Soil	--	Yes	
	3/8/2018	SW846	TB-1-3818	Soil	--	Yes	
	3/8/2018	SW846	TB-2-3818	Soil	--	Yes	
	3/8/2018	SW846	RB-1-3818	Soil	--	Yes	
480-132403-3	3/7/2018	SW846	SB-21 (2-4)	Soil	No	--	VOC – Blank contamination
	3/8/2018	SW846	SB-21 (4-6)	Soil	No	--	VOC – Blank contamination
	3/8/2018	SW846	SB-21 (8-10)	Soil	No	--	VOC – Blank contamination
	3/8/2018	SW846	SB-21 (10-12)	Soil	No	--	VOC – Blank contamination

Note:

1 Samples which are compliant with no added validation qualifiers are listed as "yes". Samples which are non-compliant or which have added qualifiers are listed as "no". A "no" designation does not necessarily indicate that the data have been rejected or are otherwise unusable.

VALIDATION PERFORMED BY: Andrew Korycinski

SIGNATURE:

DATE: April 17, 2018

PEER REVIEW: Dennis Capria

DATE: April 23, 2018

CHAIN OF CUSTODY

CORRECTED SAMPLE ANALYSIS DATA SHEETS

ARCADIS Design & Consultancy for natural and built assets

ID#:

CHAIN OF CUSTODY LABORATORY ANALYSIS REQUEST FORM

Lab Work Order # 480

480-132403 COC

Send Results to:

Contact & Company Name: David Cornell Arcadis	Telephone: (315) 671-9379
Address: 110 W. Fayette Street, Suite 300	Fax:
City State Zip: Syracuse, NY 13202	E-mail Address: David.Cornell@arcadis.com
Project Name/Location (City, State): GE-Tonawanda, NY	Project #: APO131O3.1000
Sampler's Printed Name: Joshua Miller	Sampler's Signature:

Preservative	E	FGE	E	EFG	B		
Filtered (✓)							
# of Containers	1	4	1	4	3		
Container Information	7	1,9	7	1,9	1		

Keys

Preservation Key:
A. H2SO4
B. HCL
C. HNO3
D.NaOH
E. None
F. MeOH
G. DI
H.

Container Information Key:
1. 40 mL Vial
2. 1 L Amber
3. 250 mL Plastic
4. 500 mL Plastic
5. Encore
6. 2 oz. Glass
7. 4 oz. Glass
8. 8 oz. Glass
9. 125 mL Plastic
10. 4 oz. Amber

Matrix Key:
SO- Soil, SE- Sediment, NL- NAPL/Oil, W- Water, SL- Sludge, SW- Sample Wipe, T- Tissue, A- Air

PARAMETER ANALYSIS & METHOD

Sample ID	Collection Date	Collection Time	Type Comp	Type Grab	Matrix	8082A PCBs	8260C VOCs 5 Day TAT*	8082 PCBs Archive*	8260C VOCs Archive*	8260C VOCs				REMARKS
SB-21 (0-1)	3/7/18	16:30	X		SO	X	X							
SB-21 (1-2)		16:35				X	X							
SB-21 (2-4)		16:40						X	X					
SB-21 (4-6)	3/8/18	8:00						X	X					
SB-21 (6-8)		8:15				X	X							
SB-21 (8-10)		8:30						X	X					
SB-21 (10-12)		8:40						X	X					
SB-24 (0-1)		9:30				X			X					
SB-24 (1-2)		9:40				X			X					
SB-24 (2-4)		9:50						X	X					
SB-24 (4-6)		10:00						X	X					
SB-24 (6-8)		10:30				X	X							MS/MSD
SB-24 (8-10)		10:40						X	X					
SB-24 (10-12)		10:50						X	X					

Special Instructions/Comments:

* 2 coolers

☐ Special QA/QC Instructions (✓)

Laboratory Information and Receipt		Relinquished By	Received By	Relinquished By	Laboratory Received By
Lab Name: Test America	Cooler Custody Seal (✓)	Printed Name: Joshua Miller	Printed Name: RINECHI	Printed Name:	Printed Name:
☑ Cooler packed with ice (✓)	☐ Intact ☐ Not Intact	Signature:	Signature:	Signature:	Signature:
Specify Turnaround Requirements: Standard	Sample Receipt:	Firm: Arcadis	Firm: TAB	Firm:	Firm:
Shipping Tracking #: -	Condition/Cooler Temp:	Date/Time: 3/8/18 / 16:30	Date/Time: 3/8/18 1630	Date/Time:	Date/Time:

ID # 85704.1

#1, 2, 7, 2, 9

ARCADIS Design & Consultancy for natural and built assets

ID#:

CHAIN OF CUSTODY LABORATORY ANALYSIS REQUEST FORM

Lab Work Order # 48017567

Send Results to:

Contact & Company Name:	Telephone:
David Cornell Arcadis	(315) 671-9379
Address:	**Fax:**
110 W. Fayette Street, Suite 300	
City State Zip	**E-mail Address:**
Syracuse, NY 13202	David.Cornell@arcadis.com
Project Name/Location (City, State):	**Project #:**
GE-Tonawanda, NY	APO131O3.1000
Sampler's Printed Name:	**Sampler's Signature:**
Joshua Miller	

Preservative	E	FGE	E	EFG	B	E	B
Filtered (✓)							
# of Containers	1	4	1	4	3	2	3
Container Information	7	1,9	7	1,9	1	250 Amber	i

PARAMETER ANALYSIS & METHOD

Sample ID	Collection Date	Collection Time	Type Comp	Type Grab	Matrix	8082A PCBs	8260C VOCs 5 Day TAT*	8082 PCBs Archive*	8260C VOCs Archive*	8260C VOCs	8082A/8082 PCBs	8260C VOCs	REMARKS
DUP-3-3818	3/8/18	NA	X		SO	X	X						
SB-23 (0-1)		11:20				X	X						
SB-23 (1-2)		11:25				X			X				
SB-23 (2-4)		11:30						X	X				
SB-23 (4-6)		11:35						X	X				
SB-23 (6-8)		13:00				X	X						
SB-23 (8-10)		13:30						X	X				
SB-23 (10-12)		13:30						X	X				
SB-22 (0-1)		14:30				X			X				
SB-22 (1-2)		14:35				X			X				
SB-22 (2-4)		14:45				X	X						
TB-1-3818		Lab			W					X			
TB-2-3818		Lab			W					X			
RB-1-3818		15:50			W						X	X	

Keys

Preservation Key:
A. H2SO4
B. HCL
C. HNO3
D.NaOH
E. None
F. MeOH
G. DI
H.

Container Information Key:
1. 40 mL Vial
2. 1 L Amber
3. 250 mL Plastic
4. 500 mL Plastic
5. Encore
6. 2 oz. Glass
7. 4 oz. Glass
8. 8 oz. Glass
9. 125 mL Plastic
10. 4 oz. Amber

Matrix Key:
SO- Soil, SE- Sediment, NL- NAPL/Oil
W- Water, SL- Sludge, SW- Sample Wipe
T- Tissue, A- Air

Special Instructions/Comments:

* 2 coolers

☐ Special QA/QC Instructions (✓)

Laboratory Information and Receipt		Relinquished By	Received By	Relinquished By	Laboratory Received By
Lab Name: Test America	Cooler Custody Seal (✓)	Printed Name: Joshua Miller	Printed Name: KINECHI	Printed Name:	Printed Name:
☑ Cooler packed with ice (✓)	☐ Intact ☐ Not Intact	Signature:	Signature:	Signature:	Signature:
Specify Turnaround Requirements: Standard	Sample Receipt:	Firm: Arcadis	Firm: TDB	Firm:	Firm:
Shipping Tracking #: —	Condition/Cooler Temp:	Date/Time: 3/8/18 / 16:30	Date/Time: 3/8/18 1630	Date/Time:	Date/Time:

ID # 85704.1

#17, 19

Client Sample ID: SB-21 (0-1)

Date Collected: 03/07/18 16:30
Date Received: 03/08/18 16:30

Lab Sample ID: 480-132403-1

Matrix: Solid
Percent Solids: 78.1

Method: 8260C - Volatile Organic Compounds by GC/MS

Analyte	Result	Qualifier	RL	MDL	Unit	D	Prepared	Analyzed	Dil Fac
1,1,1-Trichloroethane	ND		4.6	0.34	ug/Kg	☼	03/09/18 13:00	03/12/18 19:32	1
1,1,2,2-Tetrachloroethane	ND		4.6	0.75	ug/Kg	☼	03/09/18 13:00	03/12/18 19:32	1
1,1,2-Trichloro-1,2,2-trifluoroethane	ND		4.6	1.1	ug/Kg	☼	03/09/18 13:00	03/12/18 19:32	1
1,1,2-Trichloroethane	ND		4.6	0.60	ug/Kg	☼	03/09/18 13:00	03/12/18 19:32	1
1,1-Dichloroethane	**8.7**		4.6	0.57	ug/Kg	☼	03/09/18 13:00	03/12/18 19:32	1
1,1-Dichloroethene	**1.5**	**J**	4.6	0.57	ug/Kg	☼	03/09/18 13:00	03/12/18 19:32	1
1,2,4-Trichlorobenzene	ND		4.6	0.28	ug/Kg	☼	03/09/18 13:00	03/12/18 19:32	1
1,2-Dibromo-3-Chloropropane	ND		4.6	2.3	ug/Kg	☼	03/09/18 13:00	03/12/18 19:32	1
1,2-Dibromoethane	ND		4.6	0.60	ug/Kg	☼	03/09/18 13:00	03/12/18 19:32	1
1,2-Dichlorobenzene	ND		4.6	0.36	ug/Kg	☼	03/09/18 13:00	03/12/18 19:32	1
1,2-Dichloroethane	ND		4.6	0.23	ug/Kg	☼	03/09/18 13:00	03/12/18 19:32	1
1,2-Dichloropropane	ND		4.6	2.3	ug/Kg	☼	03/09/18 13:00	03/12/18 19:32	1
1,3-Dichlorobenzene	ND		4.6	0.24	ug/Kg	☼	03/09/18 13:00	03/12/18 19:32	1
1,4-Dichlorobenzene	ND		4.6	0.65	ug/Kg	☼	03/09/18 13:00	03/12/18 19:32	1
2-Butanone (MEK)	**8.2**	**J**	23	1.7	ug/Kg	☼	03/09/18 13:00	03/12/18 19:32	1
2-Hexanone	ND		23	2.3	ug/Kg	☼	03/09/18 13:00	03/12/18 19:32	1
4-Methyl-2-pentanone (MIBK)	ND		23	1.5	ug/Kg	☼	03/09/18 13:00	03/12/18 19:32	1
Acetone	**65**		23	3.9	ug/Kg	☼	03/09/18 13:00	03/12/18 19:32	1
Benzene	ND		4.6	0.23	ug/Kg	☼	03/09/18 13:00	03/12/18 19:32	1
Bromodichloromethane	ND		4.6	0.62	ug/Kg	☼	03/09/18 13:00	03/12/18 19:32	1
Bromoform	ND		4.6	2.3	ug/Kg	☼	03/09/18 13:00	03/12/18 19:32	1
Bromomethane	ND		4.6	0.42	ug/Kg	☼	03/09/18 13:00	03/12/18 19:32	1
Carbon disulfide	ND		4.6	2.3	ug/Kg	☼	03/09/18 13:00	03/12/18 19:32	1
Carbon tetrachloride	ND		4.6	0.45	ug/Kg	☼	03/09/18 13:00	03/12/18 19:32	1
Chlorobenzene	ND		4.6	0.61	ug/Kg	☼	03/09/18 13:00	03/12/18 19:32	1
Chloroethane	**2.5**	**J**	4.6	1.0	ug/Kg	☼	03/09/18 13:00	03/12/18 19:32	1
Chloroform	ND		4.6	0.29	ug/Kg	☼	03/09/18 13:00	03/12/18 19:32	1
Chloromethane	ND		4.6	0.28	ug/Kg	☼	03/09/18 13:00	03/12/18 19:32	1
cis-1,2-Dichloroethene	**1.6**	**J**	4.6	0.59	ug/Kg	☼	03/09/18 13:00	03/12/18 19:32	1
cis-1,3-Dichloropropene	ND		4.6	0.67	ug/Kg	☼	03/09/18 13:00	03/12/18 19:32	1
Cyclohexane	ND		4.6	0.65	ug/Kg	☼	03/09/18 13:00	03/12/18 19:32	1
Dibromochloromethane	ND		4.6	0.59	ug/Kg	☼	03/09/18 13:00	03/12/18 19:32	1
Dichlorodifluoromethane	ND		4.6	0.38	ug/Kg	☼	03/09/18 13:00	03/12/18 19:32	1
Ethylbenzene	ND		4.6	0.32	ug/Kg	☼	03/09/18 13:00	03/12/18 19:32	1
Isopropylbenzene	ND		4.6	0.70	ug/Kg	☼	03/09/18 13:00	03/12/18 19:32	1
Methyl acetate	ND		23	2.8	ug/Kg	☼	03/09/18 13:00	03/12/18 19:32	1
Methyl tert-butyl ether	ND		4.6	0.46	ug/Kg	☼	03/09/18 13:00	03/12/18 19:32	1
Methylcyclohexane	ND		4.6	0.71	ug/Kg	☼	03/09/18 13:00	03/12/18 19:32	1
Methylene Chloride	ND		4.6	2.1	ug/Kg	☼	03/09/18 13:00	03/12/18 19:32	1
Styrene	ND		4.6	0.23	ug/Kg	☼	03/09/18 13:00	03/12/18 19:32	1
Tetrachloroethene	ND		4.6	0.62	ug/Kg	☼	03/09/18 13:00	03/12/18 19:32	1
Toluene	ND		4.6	0.35	ug/Kg	☼	03/09/18 13:00	03/12/18 19:32	1
trans-1,2-Dichloroethene	ND		4.6	0.48	ug/Kg	☼	03/09/18 13:00	03/12/18 19:32	1
trans-1,3-Dichloropropene	ND		4.6	2.0	ug/Kg	☼	03/09/18 13:00	03/12/18 19:32	1
Trichloroethene	ND		4.6	1.0	ug/Kg	☼	03/09/18 13:00	03/12/18 19:32	1
Trichlorofluoromethane	ND		4.6	0.44	ug/Kg	☼	03/09/18 13:00	03/12/18 19:32	1
Vinyl chloride	ND		4.6	0.57	ug/Kg	☼	03/09/18 13:00	03/12/18 19:32	1
Xylenes, Total	**1.0**	**J**	9.3	0.78	ug/Kg	☼	03/09/18 13:00	03/12/18 19:32	1

Client Sample ID: SB-21 (0-1)

Date Collected: 03/07/18 16:30
Date Received: 03/08/18 16:30

Lab Sample ID: 480-132403-1
Matrix: Solid
Percent Solids: 78.1

Surrogate	*%Recovery*	*Qualifier*	*Limits*	*Prepared*	*Analyzed*	*Dil Fac*
1,2-Dichloroethane-d4 (Surr)	*122*		*64 - 126*	*03/09/18 13:00*	*03/12/18 19:32*	*1*
4-Bromofluorobenzene (Surr)	*99*		*72 - 126*	*03/09/18 13:00*	*03/12/18 19:32*	*1*
Dibromofluoromethane (Surr)	*114*		*60 - 140*	*03/09/18 13:00*	*03/12/18 19:32*	*1*
Toluene-d8 (Surr)	*97*		*71 - 125*	*03/09/18 13:00*	*03/12/18 19:32*	*1*

Client Sample ID: SB-21 (1-2)

Date Collected: 03/07/18 16:35
Date Received: 03/08/18 16:30

Lab Sample ID: 480-132403-2
Matrix: Solid
Percent Solids: 79.4

Method: 8260C - Volatile Organic Compounds by GC/MS

Analyte	Result	Qualifier	RL	MDL	Unit	D	Prepared	Analyzed	Dil Fac
1,1,1-Trichloroethane	ND		4.8	0.35	ug/Kg	☼	03/09/18 13:00	03/12/18 19:58	1
1,1,2,2-Tetrachloroethane	ND		4.8	0.78	ug/Kg	☼	03/09/18 13:00	03/12/18 19:58	1
1,1,2-Trichloro-1,2,2-trifluoroethane	ND		4.8	1.1	ug/Kg	☼	03/09/18 13:00	03/12/18 19:58	1
1,1,2-Trichloroethane	ND		4.8	0.63	ug/Kg	☼	03/09/18 13:00	03/12/18 19:58	1
1,1-Dichloroethane	**15**		4.8	0.59	ug/Kg	☼	03/09/18 13:00	03/12/18 19:58	1
1,1-Dichloroethene	**3.6**	**J**	4.8	0.59	ug/Kg	☼	03/09/18 13:00	03/12/18 19:58	1
1,2,4-Trichlorobenzene	ND		4.8	0.29	ug/Kg	☼	03/09/18 13:00	03/12/18 19:58	1
1,2-Dibromo-3-Chloropropane	ND	*1*	4.8	2.4	ug/Kg	☼	03/09/18 13:00	03/12/18 19:58	1
1,2-Dibromoethane	ND		4.8	0.62	ug/Kg	☼	03/09/18 13:00	03/12/18 19:58	1
1,2-Dichlorobenzene	ND		4.8	0.38	ug/Kg	☼	03/09/18 13:00	03/12/18 19:58	1
1,2-Dichloroethane	ND		4.8	0.24	ug/Kg	☼	03/09/18 13:00	03/12/18 19:58	1
1,2-Dichloropropane	ND		4.8	2.4	ug/Kg	☼	03/09/18 13:00	03/12/18 19:58	1
1,3-Dichlorobenzene	ND		4.8	0.25	ug/Kg	☼	03/09/18 13:00	03/12/18 19:58	1
1,4-Dichlorobenzene	ND		4.8	0.68	ug/Kg	☼	03/09/18 13:00	03/12/18 19:58	1
2-Butanone (MEK)	**5.8**	**J**	24	1.8	ug/Kg	☼	03/09/18 13:00	03/12/18 19:58	1
2-Hexanone	ND		24	2.4	ug/Kg	☼	03/09/18 13:00	03/12/18 19:58	1
4-Methyl-2-pentanone (MIBK)	ND		24	1.6	ug/Kg	☼	03/09/18 13:00	03/12/18 19:58	1
Acetone	**58**		24	4.1	ug/Kg	☼	03/09/18 13:00	03/12/18 19:58	1
Benzene	ND		4.8	0.24	ug/Kg	☼	03/09/18 13:00	03/12/18 19:58	1
Bromodichloromethane	ND		4.8	0.65	ug/Kg	☼	03/09/18 13:00	03/12/18 19:58	1
Bromoform	ND		4.8	2.4	ug/Kg	☼	03/09/18 13:00	03/12/18 19:58	1
Bromomethane	ND		4.8	0.43	ug/Kg	☼	03/09/18 13:00	03/12/18 19:58	1
Carbon disulfide	ND		4.8	2.4	ug/Kg	☼	03/09/18 13:00	03/12/18 19:58	1
Carbon tetrachloride	ND		4.8	0.47	ug/Kg	☼	03/09/18 13:00	03/12/18 19:58	1
Chlorobenzene	ND		4.8	0.64	ug/Kg	☼	03/09/18 13:00	03/12/18 19:58	1
Chloroethane	**6.5**		4.8	1.1	ug/Kg	☼	03/09/18 13:00	03/12/18 19:58	1
Chloroform	ND		4.8	0.30	ug/Kg	☼	03/09/18 13:00	03/12/18 19:58	1
Chloromethane	ND		4.8	0.29	ug/Kg	☼	03/09/18 13:00	03/12/18 19:58	1
cis-1,2-Dichloroethene	**3.6**	**J**	4.8	0.62	ug/Kg	☼	03/09/18 13:00	03/12/18 19:58	1
cis-1,3-Dichloropropene	ND		4.8	0.70	ug/Kg	☼	03/09/18 13:00	03/12/18 19:58	1
Cyclohexane	ND		4.8	0.68	ug/Kg	☼	03/09/18 13:00	03/12/18 19:58	1
Dibromochloromethane	ND		4.8	0.62	ug/Kg	☼	03/09/18 13:00	03/12/18 19:58	1
Dichlorodifluoromethane	ND		4.8	0.40	ug/Kg	☼	03/09/18 13:00	03/12/18 19:58	1
Ethylbenzene	ND		4.8	0.33	ug/Kg	☼	03/09/18 13:00	03/12/18 19:58	1
Isopropylbenzene	ND		4.8	0.73	ug/Kg	☼	03/09/18 13:00	03/12/18 19:58	1
Methyl acetate	ND		24	2.9	ug/Kg	☼	03/09/18 13:00	03/12/18 19:58	1
Methyl tert-butyl ether	ND		4.8	0.47	ug/Kg	☼	03/09/18 13:00	03/12/18 19:58	1
Methylcyclohexane	ND		4.8	0.73	ug/Kg	☼	03/09/18 13:00	03/12/18 19:58	1
Methylene Chloride	ND		4.8	2.2	ug/Kg	☼	03/09/18 13:00	03/12/18 19:58	1

Client Sample ID: SB-21 (1-2)

Date Collected: 03/07/18 16:35
Date Received: 03/08/18 16:30

Lab Sample ID: 480-132403-2
Matrix: Solid
Percent Solids: 79.4

Method: 8260C - Volatile Organic Compounds by GC/MS (Continued)

Analyte	Result	Qualifier	RL	MDL	Unit	D	Prepared	Analyzed	Dil Fac
Styrene	ND		4.8	0.24	ug/Kg	☼	03/09/18 13:00	03/12/18 19:58	1
Tetrachloroethene	ND		4.8	0.65	ug/Kg	☼	03/09/18 13:00	03/12/18 19:58	1
Toluene	ND		4.8	0.37	ug/Kg	☼	03/09/18 13:00	03/12/18 19:58	1
trans-1,2-Dichloroethene	ND		4.8	0.50	ug/Kg	☼	03/09/18 13:00	03/12/18 19:58	1
trans-1,3-Dichloropropene	ND		4.8	2.1	ug/Kg	☼	03/09/18 13:00	03/12/18 19:58	1
Trichloroethene	ND		4.8	1.1	ug/Kg	☼	03/09/18 13:00	03/12/18 19:58	1
Trichlorofluoromethane	ND		4.8	0.46	ug/Kg	☼	03/09/18 13:00	03/12/18 19:58	1
Vinyl chloride	ND		4.8	0.59	ug/Kg	☼	03/09/18 13:00	03/12/18 19:58	1
Xylenes, Total	ND		9.7	0.81	ug/Kg	☼	03/09/18 13:00	03/12/18 19:58	1

Surrogate	*%Recovery*	*Qualifier*	*Limits*	*Prepared*	*Analyzed*	*Dil Fac*
1,2-Dichloroethane-d4 (Surr)	*121*		*64 - 126*	*03/09/18 13:00*	*03/12/18 19:58*	*1*
4-Bromofluorobenzene (Surr)	*99*		*72 - 126*	*03/09/18 13:00*	*03/12/18 19:58*	*1*
Dibromofluoromethane (Surr)	*112*		*60 - 140*	*03/09/18 13:00*	*03/12/18 19:58*	*1*
Toluene-d8 (Surr)	*97*		*71 - 125*	*03/09/18 13:00*	*03/12/18 19:58*	*1*

Client Sample ID: SB-21 (6-8)

Date Collected: 03/08/18 08:15
Date Received: 03/08/18 16:30

Lab Sample ID: 480-132403-5
Matrix: Solid
Percent Solids: 88.5

Method: 8260C - Volatile Organic Compounds by GC/MS

Analyte	Result	Qualifier	RL	MDL	Unit	D	Prepared	Analyzed	Dil Fac
1,1,1-Trichloroethane	ND		4.0	0.29	ug/Kg	☼	03/09/18 13:00	03/12/18 20:23	1
1,1,2,2-Tetrachloroethane	ND		4.0	0.65	ug/Kg	☼	03/09/18 13:00	03/12/18 20:23	1
1,1,2-Trichloro-1,2,2-trifluoroethane	ND		4.0	0.91	ug/Kg	☼	03/09/18 13:00	03/12/18 20:23	1
1,1,2-Trichloroethane	ND		4.0	0.52	ug/Kg	☼	03/09/18 13:00	03/12/18 20:23	1
1,1-Dichloroethane	**41**	J	4.0	0.49	ug/Kg	☼	03/09/18 13:00	03/12/18 20:23	1
1,1-Dichloroethene	**9.6**		4.0	0.49	ug/Kg	☼	03/09/18 13:00	03/12/18 20:23	1
1,2,4-Trichlorobenzene	ND		4.0	0.24	ug/Kg	☼	03/09/18 13:00	03/12/18 20:23	1
1,2-Dibromo-3-Chloropropane	ND		4.0	2.0	ug/Kg	☼	03/09/18 13:00	03/12/18 20:23	1
1,2-Dibromoethane	ND		4.0	0.51	ug/Kg	☼	03/09/18 13:00	03/12/18 20:23	1
1,2-Dichlorobenzene	ND		4.0	0.31	ug/Kg	☼	03/09/18 13:00	03/12/18 20:23	1
1,2-Dichloroethane	**0.47**	J	4.0	0.20	ug/Kg	☼	03/09/18 13:00	03/12/18 20:23	1
1,2-Dichloropropane	ND		4.0	2.0	ug/Kg	☼	03/09/18 13:00	03/12/18 20:23	1
1,3-Dichlorobenzene	ND		4.0	0.20	ug/Kg	☼	03/09/18 13:00	03/12/18 20:23	1
1,4-Dichlorobenzene	ND		4.0	0.56	ug/Kg	☼	03/09/18 13:00	03/12/18 20:23	1
2-Butanone (MEK)	ND		20	1.5	ug/Kg	☼	03/09/18 13:00	03/12/18 20:23	1
2-Hexanone	ND		20	2.0	ug/Kg	☼	03/09/18 13:00	03/12/18 20:23	1
4-Methyl-2-pentanone (MIBK)	ND		20	1.3	ug/Kg	☼	03/09/18 13:00	03/12/18 20:23	1
Acetone	20 UB	~~4.0~~ J	20	3.4	ug/Kg	☼	03/09/18 13:00	03/12/18 20:23	1
Benzene	**0.44**	J	4.0	0.20	ug/Kg	☼	03/09/18 13:00	03/12/18 20:23	1
Bromodichloromethane	ND		4.0	0.53	ug/Kg	☼	03/09/18 13:00	03/12/18 20:23	1
Bromoform	ND		4.0	2.0	ug/Kg	☼	03/09/18 13:00	03/12/18 20:23	1
Bromomethane	ND		4.0	0.36	ug/Kg	☼	03/09/18 13:00	03/12/18 20:23	1
Carbon disulfide	ND		4.0	2.0	ug/Kg	☼	03/09/18 13:00	03/12/18 20:23	1
Carbon tetrachloride	ND		4.0	0.39	ug/Kg	☼	03/09/18 13:00	03/12/18 20:23	1
Chlorobenzene	ND		4.0	0.53	ug/Kg	☼	03/09/18 13:00	03/12/18 20:23	1
Chloroethane	**54**	J	4.0	0.90	ug/Kg	☼	03/09/18 13:00	03/12/18 20:23	1
Chloroform	ND		4.0	0.25	ug/Kg	☼	03/09/18 13:00	03/12/18 20:23	1
Chloromethane	ND		4.0	0.24	ug/Kg	☼	03/09/18 13:00	03/12/18 20:23	1

Client Sample ID: SB-21 (6-8)

Lab Sample ID: 480-132403-5

Date Collected: 03/08/18 08:15
Matrix: Solid
Date Received: 03/08/18 16:30
Percent Solids: 88.5

Method: 8260C - Volatile Organic Compounds by GC/MS (Continued)

Analyte	Result	Qualifier	RL	MDL	Unit	D	Prepared	Analyzed	Dil Fac
cis-1,2-Dichloroethene	**16**		4.0	0.51	ug/Kg	☼	03/09/18 13:00	03/12/18 20:23	1
cis-1,3-Dichloropropene	ND		4.0	0.57	ug/Kg	☼	03/09/18 13:00	03/12/18 20:23	1
Cyclohexane	ND		4.0	0.56	ug/Kg	☼	03/09/18 13:00	03/12/18 20:23	1
Dibromochloromethane	ND		4.0	0.51	ug/Kg	☼	03/09/18 13:00	03/12/18 20:23	1
Dichlorodifluoromethane	ND		4.0	0.33	ug/Kg	☼	03/09/18 13:00	03/12/18 20:23	1
Ethylbenzene	ND		4.0	0.27	ug/Kg	☼	03/09/18 13:00	03/12/18 20:23	1
Isopropylbenzene	ND		4.0	0.60	ug/Kg	☼	03/09/18 13:00	03/12/18 20:23	1
Methyl acetate	ND		20	2.4	ug/Kg	☼	03/09/18 13:00	03/12/18 20:23	1
Methyl tert-butyl ether	ND		4.0	0.39	ug/Kg	☼	03/09/18 13:00	03/12/18 20:23	1
Methylcyclohexane	ND		4.0	0.61	ug/Kg	☼	03/09/18 13:00	03/12/18 20:23	1
Methylene Chloride	ND		4.0	1.8	ug/Kg	☼	03/09/18 13:00	03/12/18 20:23	1
Styrene	ND		4.0	0.20	ug/Kg	☼	03/09/18 13:00	03/12/18 20:23	1
Tetrachloroethene	ND		4.0	0.53	ug/Kg	☼	03/09/18 13:00	03/12/18 20:23	1
Toluene	ND		4.0	0.30	ug/Kg	☼	03/09/18 13:00	03/12/18 20:23	1
trans-1,2-Dichloroethene	**0.41**	**J**	4.0	0.41	ug/Kg	☼	03/09/18 13:00	03/12/18 20:23	1
trans-1,3-Dichloropropene	ND		4.0	1.8	ug/Kg	☼	03/09/18 13:00	03/12/18 20:23	1
Trichloroethene	**0.98**	**J**	4.0	0.88	ug/Kg	☼	03/09/18 13:00	03/12/18 20:23	1
Trichlorofluoromethane	ND		4.0	0.38	ug/Kg	☼	03/09/18 13:00	03/12/18 20:23	1
Vinyl chloride	ND		4.0	0.49	ug/Kg	☼	03/09/18 13:00	03/12/18 20:23	1
Xylenes, Total	ND		8.0	0.67	ug/Kg	☼	03/09/18 13:00	03/12/18 20:23	1

Surrogate	*%Recovery*	*Qualifier*	*Limits*	*Prepared*	*Analyzed*	*Dil Fac*
1,2-Dichloroethane-d4 (Surr)	*119*		*64 - 126*	*03/09/18 13:00*	*03/12/18 20:23*	*1*
4-Bromofluorobenzene (Surr)	*99*		*72 - 126*	*03/09/18 13:00*	*03/12/18 20:23*	*1*
Dibromofluoromethane (Surr)	*112*		*60 - 140*	*03/09/18 13:00*	*03/12/18 20:23*	*1*
Toluene-d8 (Surr)	*97*		*71 - 125*	*03/09/18 13:00*	*03/12/18 20:23*	*1*

Client Sample ID: SB-24 (6-8)

Lab Sample ID: 480-132403-12

Date Collected: 03/08/18 10:30
Matrix: Solid
Date Received: 03/08/18 16:30
Percent Solids: 87.3

Method: 8260C - Volatile Organic Compounds by GC/MS

Analyte	Result	Qualifier	RL	MDL	Unit	D	Prepared	Analyzed	Dil Fac
1,1,1-Trichloroethane	ND		3.4	0.24	ug/Kg	☼	03/09/18 13:00	03/12/18 20:49	1
1,1,2,2-Tetrachloroethane	ND	~~F1~~ UJ	3.4	0.55	ug/Kg	☼	03/09/18 13:00	03/12/18 20:49	1
1,1,2-Trichloro-1,2,2-trifluoroethane	ND		3.4	0.77	ug/Kg	☼	03/09/18 13:00	03/12/18 20:49	1
1,1,2-Trichloroethane	ND	~~F1~~ UJ	3.4	0.44	ug/Kg	☼	03/09/18 13:00	03/12/18 20:49	1
1,1-Dichloroethane	ND		3.4	0.41	ug/Kg	☼	03/09/18 13:00	03/12/18 20:49	1
1,1-Dichloroethene	ND		3.4	0.41	ug/Kg	☼	03/09/18 13:00	03/12/18 20:49	1
1,2,4-Trichlorobenzene	ND		3.4	0.20	ug/Kg	☼	03/09/18 13:00	03/12/18 20:49	1
1,2-Dibromo-3-Chloropropane	ND	~~*~~	3.4	1.7	ug/Kg	☼	03/09/18 13:00	03/12/18 20:49	1
1,2-Dibromoethane	ND		3.4	0.43	ug/Kg	☼	03/09/18 13:00	03/12/18 20:49	1
1,2-Dichlorobenzene	ND		3.4	0.26	ug/Kg	☼	03/09/18 13:00	03/12/18 20:49	1
1,2-Dichloroethane	ND		3.4	0.17	ug/Kg	☼	03/09/18 13:00	03/12/18 20:49	1
1,2-Dichloropropane	ND		3.4	1.7	ug/Kg	☼	03/09/18 13:00	03/12/18 20:49	1
1,3-Dichlorobenzene	ND		3.4	0.17	ug/Kg	☼	03/09/18 13:00	03/12/18 20:49	1
1,4-Dichlorobenzene	ND		3.4	0.47	ug/Kg	☼	03/09/18 13:00	03/12/18 20:49	1
2-Butanone (MEK)	ND	~~F1~~ UJ	17	1.2	ug/Kg	☼	03/09/18 13:00	03/12/18 20:49	1
2-Hexanone	ND		17	1.7	ug/Kg	☼	03/09/18 13:00	03/12/18 20:49	1
4-Methyl-2-pentanone (MIBK)	ND		17	1.1	ug/Kg	☼	03/09/18 13:00	03/12/18 20:49	1

Client Sample ID: SB-24 (6-8)

Lab Sample ID: 480-132403-12

Date Collected: 03/08/18 10:30
Matrix: Solid
Date Received: 03/08/18 16:30
Percent Solids: 87.3

Method: 8260C - Volatile Organic Compounds by GC/MS (Continued)

Analyte	Result	Qualifier	RL	MDL	Unit	D	Prepared	Analyzed	Dil Fac
Acetone	17 UB ~~5.3 J~~		17	2.8	ug/Kg	☼	03/09/18 13:00	03/12/18 20:49	1
Benzene	ND		3.4	0.17	ug/Kg	☼	03/09/18 13:00	03/12/18 20:49	1
Bromodichloromethane	ND		3.4	0.45	ug/Kg	☼	03/09/18 13:00	03/12/18 20:49	1
Bromoform	ND		3.4	1.7	ug/Kg	☼	03/09/18 13:00	03/12/18 20:49	1
Bromomethane	ND		3.4	0.30	ug/Kg	☼	03/09/18 13:00	03/12/18 20:49	1
Carbon disulfide	ND		3.4	1.7	ug/Kg	☼	03/09/18 13:00	03/12/18 20:49	1
Carbon tetrachloride	ND		3.4	0.33	ug/Kg	☼	03/09/18 13:00	03/12/18 20:49	1
Chlorobenzene	ND		3.4	0.44	ug/Kg	☼	03/09/18 13:00	03/12/18 20:49	1
Chloroethane	ND		3.4	0.76	ug/Kg	☼	03/09/18 13:00	03/12/18 20:49	1
Chloroform	ND		3.4	0.21	ug/Kg	☼	03/09/18 13:00	03/12/18 20:49	1
Chloromethane	ND		3.4	0.20	ug/Kg	☼	03/09/18 13:00	03/12/18 20:49	1
cis-1,2-Dichloroethene	ND		3.4	0.43	ug/Kg	☼	03/09/18 13:00	03/12/18 20:49	1
cis-1,3-Dichloropropene	ND		3.4	0.48	ug/Kg	☼	03/09/18 13:00	03/12/18 20:49	1
Cyclohexane	ND		3.4	0.47	ug/Kg	☼	03/09/18 13:00	03/12/18 20:49	1
Dibromochloromethane	ND		3.4	0.43	ug/Kg	☼	03/09/18 13:00	03/12/18 20:49	1
Dichlorodifluoromethane	ND		3.4	0.28	ug/Kg	☼	03/09/18 13:00	03/12/18 20:49	1
Ethylbenzene	ND		3.4	0.23	ug/Kg	☼	03/09/18 13:00	03/12/18 20:49	1
Isopropylbenzene	ND		3.4	0.51	ug/Kg	☼	03/09/18 13:00	03/12/18 20:49	1
Methyl acetate	ND		17	2.0	ug/Kg	☼	03/09/18 13:00	03/12/18 20:49	1
Methyl tert-butyl ether	ND		3.4	0.33	ug/Kg	☼	03/09/18 13:00	03/12/18 20:49	1
Methylcyclohexane	ND		3.4	0.51	ug/Kg	☼	03/09/18 13:00	03/12/18 20:49	1
Methylene Chloride	ND		3.4	1.5	ug/Kg	☼	03/09/18 13:00	03/12/18 20:49	1
Styrene	ND ~~F1~~ UJ		3.4	0.17	ug/Kg	☼	03/09/18 13:00	03/12/18 20:49	1
Tetrachloroethene	ND		3.4	0.45	ug/Kg	☼	03/09/18 13:00	03/12/18 20:49	1
Toluene	ND		3.4	0.25	ug/Kg	☼	03/09/18 13:00	03/12/18 20:49	1
trans-1,2-Dichloroethene	ND		3.4	0.35	ug/Kg	☼	03/09/18 13:00	03/12/18 20:49	1
trans-1,3-Dichloropropene	ND		3.4	1.5	ug/Kg	☼	03/09/18 13:00	03/12/18 20:49	1
Trichloroethene	ND		3.4	0.74	ug/Kg	☼	03/09/18 13:00	03/12/18 20:49	1
Trichlorofluoromethane	ND		3.4	0.32	ug/Kg	☼	03/09/18 13:00	03/12/18 20:49	1
Vinyl chloride	ND		3.4	0.41	ug/Kg	☼	03/09/18 13:00	03/12/18 20:49	1
Xylenes, Total	ND ~~F1~~		6.7	0.57	ug/Kg	☼	03/09/18 13:00	03/12/18 20:49	1

Surrogate	*%Recovery*	*Qualifier*	*Limits*	*Prepared*	*Analyzed*	*Dil Fac*
1,2-Dichloroethane-d4 (Surr)	*121*		*64 - 126*	*03/09/18 13:00*	*03/12/18 20:49*	*1*
4-Bromofluorobenzene (Surr)	*98*		*72 - 126*	*03/09/18 13:00*	*03/12/18 20:49*	*1*
Dibromofluoromethane (Surr)	*111*		*60 - 140*	*03/09/18 13:00*	*03/12/18 20:49*	*1*
Toluene-d8 (Surr)	*97*		*71 - 125*	*03/09/18 13:00*	*03/12/18 20:49*	*1*

Client Sample ID: DUP-3-3818

Lab Sample ID: 480-132403-15

Date Collected: 03/08/18 00:00
Matrix: Solid
Date Received: 03/08/18 16:30
Percent Solids: 86.8

Method: 8260C - Volatile Organic Compounds by GC/MS

Analyte	Result	Qualifier	RL	MDL	Unit	D	Prepared	Analyzed	Dil Fac
1,1,1-Trichloroethane	ND		4.0	0.29	ug/Kg	☼	03/09/18 13:00	03/12/18 21:14	1
1,1,2,2-Tetrachloroethane	ND		4.0	0.65	ug/Kg	☼	03/09/18 13:00	03/12/18 21:14	1
1,1,2-Trichloro-1,2,2-trifluoroethane	ND		4.0	0.91	ug/Kg	☼	03/09/18 13:00	03/12/18 21:14	1
1,1,2-Trichloroethane	ND		4.0	0.52	ug/Kg	☼	03/09/18 13:00	03/12/18 21:14	1
1,1-Dichloroethane	**1.7**	**J**	4.0	0.49	ug/Kg	☼	03/09/18 13:00	03/12/18 21:14	1
1,1-Dichloroethene	**8.4**		4.0	0.49	ug/Kg	☼	03/09/18 13:00	03/12/18 21:14	1

Client Sample ID: DUP-3-3818

Date Collected: 03/08/18 00:00
Date Received: 03/08/18 16:30

Lab Sample ID: 480-132403-15

Matrix: Solid
Percent Solids: 86.8

Method: 8260C - Volatile Organic Compounds by GC/MS (Continued)

Analyte	Result	Qualifier	RL	MDL	Unit	D	Prepared	Analyzed	Dil Fac
1,2,4-Trichlorobenzene	ND		4.0	0.24	ug/Kg	☼	03/09/18 13:00	03/12/18 21:14	1
1,2-Dibromo-3-Chloropropane	ND	\	4.0	2.0	ug/Kg	☼	03/09/18 13:00	03/12/18 21:14	1
1,2-Dibromoethane	ND		4.0	0.51	ug/Kg	☼	03/09/18 13:00	03/12/18 21:14	1
1,2-Dichlorobenzene	ND		4.0	0.31	ug/Kg	☼	03/09/18 13:00	03/12/18 21:14	1
1,2-Dichloroethane	ND		4.0	0.20	ug/Kg	☼	03/09/18 13:00	03/12/18 21:14	1
1,2-Dichloropropane	ND		4.0	2.0	ug/Kg	☼	03/09/18 13:00	03/12/18 21:14	1
1,3-Dichlorobenzene	ND		4.0	0.20	ug/Kg	☼	03/09/18 13:00	03/12/18 21:14	1
1,4-Dichlorobenzene	ND		4.0	0.56	ug/Kg	☼	03/09/18 13:00	03/12/18 21:14	1
2-Butanone (MEK)	ND		20	1.5	ug/Kg	☼	03/09/18 13:00	03/12/18 21:14	1
2-Hexanone	ND		20	2.0	ug/Kg	☼	03/09/18 13:00	03/12/18 21:14	1
4-Methyl-2-pentanone (MIBK)	ND		20	1.3	ug/Kg	☼	03/09/18 13:00	03/12/18 21:14	1
Acetone	20 UB	~~4.4 J~~	20	3.4	ug/Kg	☼	03/09/18 13:00	03/12/18 21:14	1
Benzene	**0.38**	**J**	4.0	0.20	ug/Kg	☼	03/09/18 13:00	03/12/18 21:14	1
Bromodichloromethane	ND		4.0	0.53	ug/Kg	☼	03/09/18 13:00	03/12/18 21:14	1
Bromoform	ND		4.0	2.0	ug/Kg	☼	03/09/18 13:00	03/12/18 21:14	1
Bromomethane	ND		4.0	0.36	ug/Kg	☼	03/09/18 13:00	03/12/18 21:14	1
Carbon disulfide	ND		4.0	2.0	ug/Kg	☼	03/09/18 13:00	03/12/18 21:14	1
Carbon tetrachloride	ND		4.0	0.39	ug/Kg	☼	03/09/18 13:00	03/12/18 21:14	1
Chlorobenzene	ND		4.0	0.53	ug/Kg	☼	03/09/18 13:00	03/12/18 21:14	1
Chloroethane	**2.9**	**J**	4.0	0.90	ug/Kg	☼	03/09/18 13:00	03/12/18 21:14	1
Chloroform	ND		4.0	0.25	ug/Kg	☼	03/09/18 13:00	03/12/18 21:14	1
Chloromethane	ND		4.0	0.24	ug/Kg	☼	03/09/18 13:00	03/12/18 21:14	1
cis-1,2-Dichloroethene	**10**		4.0	0.51	ug/Kg	☼	03/09/18 13:00	03/12/18 21:14	1
cis-1,3-Dichloropropene	ND		4.0	0.57	ug/Kg	☼	03/09/18 13:00	03/12/18 21:14	1
Cyclohexane	ND		4.0	0.56	ug/Kg	☼	03/09/18 13:00	03/12/18 21:14	1
Dibromochloromethane	ND		4.0	0.51	ug/Kg	☼	03/09/18 13:00	03/12/18 21:14	1
Dichlorodifluoromethane	ND		4.0	0.33	ug/Kg	☼	03/09/18 13:00	03/12/18 21:14	1
Ethylbenzene	ND		4.0	0.28	ug/Kg	☼	03/09/18 13:00	03/12/18 21:14	1
Isopropylbenzene	ND		4.0	0.60	ug/Kg	☼	03/09/18 13:00	03/12/18 21:14	1
Methyl acetate	ND		20	2.4	ug/Kg	☼	03/09/18 13:00	03/12/18 21:14	1
Methyl tert-butyl ether	ND		4.0	0.39	ug/Kg	☼	03/09/18 13:00	03/12/18 21:14	1
Methylcyclohexane	ND		4.0	0.61	ug/Kg	☼	03/09/18 13:00	03/12/18 21:14	1
Methylene Chloride	ND		4.0	1.8	ug/Kg	☼	03/09/18 13:00	03/12/18 21:14	1
Styrene	ND		4.0	0.20	ug/Kg	☼	03/09/18 13:00	03/12/18 21:14	1
Tetrachloroethene	ND		4.0	0.53	ug/Kg	☼	03/09/18 13:00	03/12/18 21:14	1
Toluene	ND		4.0	0.30	ug/Kg	☼	03/09/18 13:00	03/12/18 21:14	1
trans-1,2-Dichloroethene	ND		4.0	0.41	ug/Kg	☼	03/09/18 13:00	03/12/18 21:14	1
trans-1,3-Dichloropropene	ND		4.0	1.8	ug/Kg	☼	03/09/18 13:00	03/12/18 21:14	1
Trichloroethene	ND		4.0	0.88	ug/Kg	☼	03/09/18 13:00	03/12/18 21:14	1
Trichlorofluoromethane	ND		4.0	0.38	ug/Kg	☼	03/09/18 13:00	03/12/18 21:14	1
Vinyl chloride	ND		4.0	0.49	ug/Kg	☼	03/09/18 13:00	03/12/18 21:14	1
Xylenes, Total	ND		8.0	0.67	ug/Kg	☼	03/09/18 13:00	03/12/18 21:14	1

Surrogate	*%Recovery*	*Qualifier*	*Limits*	*Prepared*	*Analyzed*	*Dil Fac*
1,2-Dichloroethane-d4 (Surr)	*121*		*64 - 126*	*03/09/18 13:00*	*03/12/18 21:14*	*1*
4-Bromofluorobenzene (Surr)	*97*		*72 - 126*	*03/09/18 13:00*	*03/12/18 21:14*	*1*
Dibromofluoromethane (Surr)	*110*		*60 - 140*	*03/09/18 13:00*	*03/12/18 21:14*	*1*
Toluene-d8 (Surr)	*98*		*71 - 125*	*03/09/18 13:00*	*03/12/18 21:14*	*1*

Client Sample ID: SB-23 (0-1)

Date Collected: 03/08/18 11:20
Date Received: 03/08/18 16:30

Lab Sample ID: 480-132403-16

Matrix: Solid
Percent Solids: 79.6

Method: 8260C - Volatile Organic Compounds by GC/MS

Analyte	Result	Qualifier	RL	MDL	Unit	D	Prepared	Analyzed	Dil Fac
1,1,1-Trichloroethane	ND		4.3	0.31	ug/Kg	☼	03/09/18 13:00	03/12/18 21:40	1
1,1,2,2-Tetrachloroethane	ND		4.3	0.69	ug/Kg	☼	03/09/18 13:00	03/12/18 21:40	1
1,1,2-Trichloro-1,2,2-trifluoroethane	ND		4.3	0.97	ug/Kg	☼	03/09/18 13:00	03/12/18 21:40	1
1,1,2-Trichloroethane	ND		4.3	0.56	ug/Kg	☼	03/09/18 13:00	03/12/18 21:40	1
1,1-Dichloroethane	ND		4.3	0.52	ug/Kg	☼	03/09/18 13:00	03/12/18 21:40	1
1,1-Dichloroethene	ND		4.3	0.52	ug/Kg	☼	03/09/18 13:00	03/12/18 21:40	1
1,2,4-Trichlorobenzene	ND		4.3	0.26	ug/Kg	☼	03/09/18 13:00	03/12/18 21:40	1
1,2-Dibromo-3-Chloropropane	ND	*	4.3	2.1	ug/Kg	☼	03/09/18 13:00	03/12/18 21:40	1
1,2-Dibromoethane	ND		4.3	0.55	ug/Kg	☼	03/09/18 13:00	03/12/18 21:40	1
1,2-Dichlorobenzene	ND		4.3	0.33	ug/Kg	☼	03/09/18 13:00	03/12/18 21:40	1
1,2-Dichloroethane	ND		4.3	0.21	ug/Kg	☼	03/09/18 13:00	03/12/18 21:40	1
1,2-Dichloropropane	ND		4.3	2.1	ug/Kg	☼	03/09/18 13:00	03/12/18 21:40	1
1,3-Dichlorobenzene	ND		4.3	0.22	ug/Kg	☼	03/09/18 13:00	03/12/18 21:40	1
1,4-Dichlorobenzene	ND		4.3	0.60	ug/Kg	☼	03/09/18 13:00	03/12/18 21:40	1
2-Butanone (MEK)	**4.7**	**J**	21	1.6	ug/Kg	☼	03/09/18 13:00	03/12/18 21:40	1
2-Hexanone	ND		21	2.1	ug/Kg	☼	03/09/18 13:00	03/12/18 21:40	1
4-Methyl-2-pentanone (MIBK)	ND		21	1.4	ug/Kg	☼	03/09/18 13:00	03/12/18 21:40	1
Acetone	**49**		21	3.6	ug/Kg	☼	03/09/18 13:00	03/12/18 21:40	1
Benzene	ND		4.3	0.21	ug/Kg	☼	03/09/18 13:00	03/12/18 21:40	1
Bromodichloromethane	ND		4.3	0.57	ug/Kg	☼	03/09/18 13:00	03/12/18 21:40	1
Bromoform	ND		4.3	2.1	ug/Kg	☼	03/09/18 13:00	03/12/18 21:40	1
Bromomethane	ND		4.3	0.38	ug/Kg	☼	03/09/18 13:00	03/12/18 21:40	1
Carbon disulfide	ND		4.3	2.1	ug/Kg	☼	03/09/18 13:00	03/12/18 21:40	1
Carbon tetrachloride	ND		4.3	0.41	ug/Kg	☼	03/09/18 13:00	03/12/18 21:40	1
Chlorobenzene	ND		4.3	0.56	ug/Kg	☼	03/09/18 13:00	03/12/18 21:40	1
Chloroethane	ND		4.3	0.97	ug/Kg	☼	03/09/18 13:00	03/12/18 21:40	1
Chloroform	ND		4.3	0.26	ug/Kg	☼	03/09/18 13:00	03/12/18 21:40	1
Chloromethane	ND		4.3	0.26	ug/Kg	☼	03/09/18 13:00	03/12/18 21:40	1
cis-1,2-Dichloroethene	ND		4.3	0.55	ug/Kg	☼	03/09/18 13:00	03/12/18 21:40	1
cis-1,3-Dichloropropene	ND		4.3	0.62	ug/Kg	☼	03/09/18 13:00	03/12/18 21:40	1
Cyclohexane	ND		4.3	0.60	ug/Kg	☼	03/09/18 13:00	03/12/18 21:40	1
Dibromochloromethane	ND		4.3	0.55	ug/Kg	☼	03/09/18 13:00	03/12/18 21:40	1
Dichlorodifluoromethane	ND		4.3	0.35	ug/Kg	☼	03/09/18 13:00	03/12/18 21:40	1
Ethylbenzene	ND		4.3	0.29	ug/Kg	☼	03/09/18 13:00	03/12/18 21:40	1
Isopropylbenzene	ND		4.3	0.64	ug/Kg	☼	03/09/18 13:00	03/12/18 21:40	1
Methyl acetate	ND		21	2.6	ug/Kg	☼	03/09/18 13:00	03/12/18 21:40	1
Methyl tert-butyl ether	ND		4.3	0.42	ug/Kg	☼	03/09/18 13:00	03/12/18 21:40	1
Methylcyclohexane	ND		4.3	0.65	ug/Kg	☼	03/09/18 13:00	03/12/18 21:40	1
Methylene Chloride	ND		4.3	2.0	ug/Kg	☼	03/09/18 13:00	03/12/18 21:40	1
Styrene	ND		4.3	0.21	ug/Kg	☼	03/09/18 13:00	03/12/18 21:40	1
Tetrachloroethene	ND		4.3	0.57	ug/Kg	☼	03/09/18 13:00	03/12/18 21:40	1
Toluene	ND		4.3	0.32	ug/Kg	☼	03/09/18 13:00	03/12/18 21:40	1
trans-1,2-Dichloroethene	ND		4.3	0.44	ug/Kg	☼	03/09/18 13:00	03/12/18 21:40	1
trans-1,3-Dichloropropene	ND		4.3	1.9	ug/Kg	☼	03/09/18 13:00	03/12/18 21:40	1
Trichloroethene	ND		4.3	0.94	ug/Kg	☼	03/09/18 13:00	03/12/18 21:40	1
Trichlorofluoromethane	ND		4.3	0.40	ug/Kg	☼	03/09/18 13:00	03/12/18 21:40	1
Vinyl chloride	ND		4.3	0.52	ug/Kg	☼	03/09/18 13:00	03/12/18 21:40	1
Xylenes, Total	ND		8.5	0.72	ug/Kg	☼	03/09/18 13:00	03/12/18 21:40	1

Client Sample ID: SB-23 (0-1)

Lab Sample ID: 480-132403-16
Date Collected: 03/08/18 11:20
Matrix: Solid
Date Received: 03/08/18 16:30
Percent Solids: 79.6

Surrogate	*%Recovery*	*Qualifier*	*Limits*	*Prepared*	*Analyzed*	*Dil Fac*
1,2-Dichloroethane-d4 (Surr)	*125*		*64 - 126*	*03/09/18 13:00*	*03/12/18 21:40*	*1*
4-Bromofluorobenzene (Surr)	*98*		*72 - 126*	*03/09/18 13:00*	*03/12/18 21:40*	*1*
Dibromofluoromethane (Surr)	*113*		*60 - 140*	*03/09/18 13:00*	*03/12/18 21:40*	*1*
Toluene-d8 (Surr)	*97*		*71 - 125*	*03/09/18 13:00*	*03/12/18 21:40*	*1*

Client Sample ID: SB-23 (6-8)

Lab Sample ID: 480-132403-20
Date Collected: 03/08/18 13:00
Matrix: Solid
Date Received: 03/08/18 16:30
Percent Solids: 86.6

Method: 8260C - Volatile Organic Compounds by GC/MS

Analyte	Result	Qualifier	RL	MDL	Unit	D	Prepared	Analyzed	Dil Fac
1,1,1-Trichloroethane	ND		3.5	0.25	ug/Kg	☼	03/09/18 13:00	03/12/18 22:05	1
1,1,2,2-Tetrachloroethane	ND		3.5	0.57	ug/Kg	☼	03/09/18 13:00	03/12/18 22:05	1
1,1,2-Trichloro-1,2,2-trifluoroethane	ND		3.5	0.80	ug/Kg	☼	03/09/18 13:00	03/12/18 22:05	1
1,1,2-Trichloroethane	ND		3.5	0.46	ug/Kg	☼	03/09/18 13:00	03/12/18 22:05	1
1,1-Dichloroethane	ND		3.5	0.43	ug/Kg	☼	03/09/18 13:00	03/12/18 22:05	1
1,1-Dichloroethene	ND		3.5	0.43	ug/Kg	☼	03/09/18 13:00	03/12/18 22:05	1
1,2,4-Trichlorobenzene	ND		3.5	0.21	ug/Kg	☼	03/09/18 13:00	03/12/18 22:05	1
1,2-Dibromo-3-Chloropropane	ND		3.5	1.8	ug/Kg	☼	03/09/18 13:00	03/12/18 22:05	1
1,2-Dibromoethane	ND		3.5	0.45	ug/Kg	☼	03/09/18 13:00	03/12/18 22:05	1
1,2-Dichlorobenzene	ND		3.5	0.27	ug/Kg	☼	03/09/18 13:00	03/12/18 22:05	1
1,2-Dichloroethane	ND		3.5	0.18	ug/Kg	☼	03/09/18 13:00	03/12/18 22:05	1
1,2-Dichloropropane	ND		3.5	1.8	ug/Kg	☼	03/09/18 13:00	03/12/18 22:05	1
1,3-Dichlorobenzene	ND		3.5	0.18	ug/Kg	☼	03/09/18 13:00	03/12/18 22:05	1
1,4-Dichlorobenzene	ND		3.5	0.49	ug/Kg	☼	03/09/18 13:00	03/12/18 22:05	1
2-Butanone (MEK)	ND		18	1.3	ug/Kg	☼	03/09/18 13:00	03/12/18 22:05	1
2-Hexanone	ND		18	1.8	ug/Kg	☼	03/09/18 13:00	03/12/18 22:05	1
4-Methyl-2-pentanone (MIBK)	ND		18	1.2	ug/Kg	☼	03/09/18 13:00	03/12/18 22:05	1
Acetone	18	UB	9.4 J	3.0	ug/Kg	☼	03/09/18 13:00	03/12/18 22:05	1
Benzene	ND		3.5	0.17	ug/Kg	☼	03/09/18 13:00	03/12/18 22:05	1
Bromodichloromethane	ND		3.5	0.47	ug/Kg	☼	03/09/18 13:00	03/12/18 22:05	1
Bromoform	ND		3.5	1.8	ug/Kg	☼	03/09/18 13:00	03/12/18 22:05	1
Bromomethane	ND		3.5	0.32	ug/Kg	☼	03/09/18 13:00	03/12/18 22:05	1
Carbon disulfide	ND		3.5	1.8	ug/Kg	☼	03/09/18 13:00	03/12/18 22:05	1
Carbon tetrachloride	ND		3.5	0.34	ug/Kg	☼	03/09/18 13:00	03/12/18 22:05	1
Chlorobenzene	ND		3.5	0.46	ug/Kg	☼	03/09/18 13:00	03/12/18 22:05	1
Chloroethane	ND		3.5	0.79	ug/Kg	☼	03/09/18 13:00	03/12/18 22:05	1
Chloroform	ND		3.5	0.22	ug/Kg	☼	03/09/18 13:00	03/12/18 22:05	1
Chloromethane	ND		3.5	0.21	ug/Kg	☼	03/09/18 13:00	03/12/18 22:05	1
cis-1,2-Dichloroethene	ND		3.5	0.45	ug/Kg	☼	03/09/18 13:00	03/12/18 22:05	1
cis-1,3-Dichloropropene	ND		3.5	0.50	ug/Kg	☼	03/09/18 13:00	03/12/18 22:05	1
Cyclohexane	ND		3.5	0.49	ug/Kg	☼	03/09/18 13:00	03/12/18 22:05	1
Dibromochloromethane	ND		3.5	0.45	ug/Kg	☼	03/09/18 13:00	03/12/18 22:05	1
Dichlorodifluoromethane	ND		3.5	0.29	ug/Kg	☼	03/09/18 13:00	03/12/18 22:05	1
Ethylbenzene	ND		3.5	0.24	ug/Kg	☼	03/09/18 13:00	03/12/18 22:05	1
Isopropylbenzene	ND		3.5	0.53	ug/Kg	☼	03/09/18 13:00	03/12/18 22:05	1
Methyl acetate	ND		18	2.1	ug/Kg	☼	03/09/18 13:00	03/12/18 22:05	1
Methyl tert-butyl ether	ND		3.5	0.34	ug/Kg	☼	03/09/18 13:00	03/12/18 22:05	1
Methylcyclohexane	ND		3.5	0.53	ug/Kg	☼	03/09/18 13:00	03/12/18 22:05	1
Methylene Chloride	ND		3.5	1.6	ug/Kg	☼	03/09/18 13:00	03/12/18 22:05	1

Client Sample ID: SB-23 (6-8)

Lab Sample ID: 480-132403-20

Date Collected: 03/08/18 13:00
Matrix: Solid
Date Received: 03/08/18 16:30
Percent Solids: 86.6

Method: 8260C - Volatile Organic Compounds by GC/MS (Continued)

Analyte	Result	Qualifier	RL	MDL	Unit	D	Prepared	Analyzed	Dil Fac
Styrene	ND		3.5	0.18	ug/Kg	☼	03/09/18 13:00	03/12/18 22:05	1
Tetrachloroethene	ND		3.5	0.47	ug/Kg	☼	03/09/18 13:00	03/12/18 22:05	1
Toluene	ND		3.5	0.27	ug/Kg	☼	03/09/18 13:00	03/12/18 22:05	1
trans-1,2-Dichloroethene	ND		3.5	0.36	ug/Kg	☼	03/09/18 13:00	03/12/18 22:05	1
trans-1,3-Dichloropropene	ND		3.5	1.5	ug/Kg	☼	03/09/18 13:00	03/12/18 22:05	1
Trichloroethene	ND		3.5	0.77	ug/Kg	☼	03/09/18 13:00	03/12/18 22:05	1
Trichlorofluoromethane	ND		3.5	0.33	ug/Kg	☼	03/09/18 13:00	03/12/18 22:05	1
Vinyl chloride	ND		3.5	0.43	ug/Kg	☼	03/09/18 13:00	03/12/18 22:05	1
Xylenes, Total	ND		7.0	0.59	ug/Kg	☼	03/09/18 13:00	03/12/18 22:05	1

Surrogate	*%Recovery*	*Qualifier*	*Limits*	*Prepared*	*Analyzed*	*Dil Fac*
1,2-Dichloroethane-d4 (Surr)	*122*		*64 - 126*	*03/09/18 13:00*	*03/12/18 22:05*	*1*
4-Bromofluorobenzene (Surr)	*97*		*72 - 126*	*03/09/18 13:00*	*03/12/18 22:05*	*1*
Dibromofluoromethane (Surr)	*114*		*60 - 140*	*03/09/18 13:00*	*03/12/18 22:05*	*1*
Toluene-d8 (Surr)	*98*		*71 - 125*	*03/09/18 13:00*	*03/12/18 22:05*	*1*

Client Sample ID: SB-22 (2-4)

Lab Sample ID: 480-132403-25

Date Collected: 03/08/18 14:45
Matrix: Solid
Date Received: 03/08/18 16:30
Percent Solids: 87.4

Method: 8260C - Volatile Organic Compounds by GC/MS

Analyte	Result	Qualifier	RL	MDL	Unit	D	Prepared	Analyzed	Dil Fac
1,1,1-Trichloroethane	ND		4.0	0.29	ug/Kg	☼	03/09/18 13:00	03/12/18 22:31	1
1,1,2,2-Tetrachloroethane	ND		4.0	0.65	ug/Kg	☼	03/09/18 13:00	03/12/18 22:31	1
1,1,2-Trichloro-1,2,2-trifluoroethane	ND		4.0	0.91	ug/Kg	☼	03/09/18 13:00	03/12/18 22:31	1
1,1,2-Trichloroethane	ND		4.0	0.52	ug/Kg	☼	03/09/18 13:00	03/12/18 22:31	1
1,1-Dichloroethane	ND		4.0	0.49	ug/Kg	☼	03/09/18 13:00	03/12/18 22:31	1
1,1-Dichloroethene	ND		4.0	0.49	ug/Kg	☼	03/09/18 13:00	03/12/18 22:31	1
1,2,4-Trichlorobenzene	ND		4.0	0.24	ug/Kg	☼	03/09/18 13:00	03/12/18 22:31	1
1,2-Dibromo-3-Chloropropane	ND		4.0	2.0	ug/Kg	☼	03/09/18 13:00	03/12/18 22:31	1
1,2-Dibromoethane	ND		4.0	0.51	ug/Kg	☼	03/09/18 13:00	03/12/18 22:31	1
1,2-Dichlorobenzene	ND		4.0	0.31	ug/Kg	☼	03/09/18 13:00	03/12/18 22:31	1
1,2-Dichloroethane	ND		4.0	0.20	ug/Kg	☼	03/09/18 13:00	03/12/18 22:31	1
1,2-Dichloropropane	ND		4.0	2.0	ug/Kg	☼	03/09/18 13:00	03/12/18 22:31	1
1,3-Dichlorobenzene	ND		4.0	0.21	ug/Kg	☼	03/09/18 13:00	03/12/18 22:31	1
1,4-Dichlorobenzene	ND		4.0	0.56	ug/Kg	☼	03/09/18 13:00	03/12/18 22:31	1
2-Butanone (MEK)	**5.7**	**J**	20	1.5	ug/Kg	☼	03/09/18 13:00	03/12/18 22:31	1
2-Hexanone	ND		20	2.0	ug/Kg	☼	03/09/18 13:00	03/12/18 22:31	1
4-Methyl-2-pentanone (MIBK)	ND		20	1.3	ug/Kg	☼	03/09/18 13:00	03/12/18 22:31	1
Acetone	**40**		20	3.4	ug/Kg	☼	03/09/18 13:00	03/12/18 22:31	1
Benzene	ND		4.0	0.20	ug/Kg	☼	03/09/18 13:00	03/12/18 22:31	1
Bromodichloromethane	ND		4.0	0.53	ug/Kg	☼	03/09/18 13:00	03/12/18 22:31	1
Bromoform	ND		4.0	2.0	ug/Kg	☼	03/09/18 13:00	03/12/18 22:31	1
Bromomethane	ND		4.0	0.36	ug/Kg	☼	03/09/18 13:00	03/12/18 22:31	1
Carbon disulfide	ND		4.0	2.0	ug/Kg	☼	03/09/18 13:00	03/12/18 22:31	1
Carbon tetrachloride	ND		4.0	0.39	ug/Kg	☼	03/09/18 13:00	03/12/18 22:31	1
Chlorobenzene	ND		4.0	0.53	ug/Kg	☼	03/09/18 13:00	03/12/18 22:31	1
Chloroethane	ND		4.0	0.90	ug/Kg	☼	03/09/18 13:00	03/12/18 22:31	1
Chloroform	ND		4.0	0.25	ug/Kg	☼	03/09/18 13:00	03/12/18 22:31	1
Chloromethane	ND		4.0	0.24	ug/Kg	☼	03/09/18 13:00	03/12/18 22:31	1

Client Sample ID: SB-22 (2-4)

Date Collected: 03/08/18 14:45
Date Received: 03/08/18 16:30

Lab Sample ID: 480-132403-25

Matrix: Solid
Percent Solids: 87.4

Method: 8260C - Volatile Organic Compounds by GC/MS (Continued)

Analyte	Result	Qualifier	RL	MDL	Unit	D	Prepared	Analyzed	Dil Fac
cis-1,2-Dichloroethene	ND		4.0	0.51	ug/Kg	☼	03/09/18 13:00	03/12/18 22:31	1
cis-1,3-Dichloropropene	ND		4.0	0.57	ug/Kg	☼	03/09/18 13:00	03/12/18 22:31	1
Cyclohexane	ND		4.0	0.56	ug/Kg	☼	03/09/18 13:00	03/12/18 22:31	1
Dibromochloromethane	ND		4.0	0.51	ug/Kg	☼	03/09/18 13:00	03/12/18 22:31	1
Dichlorodifluoromethane	ND		4.0	0.33	ug/Kg	☼	03/09/18 13:00	03/12/18 22:31	1
Ethylbenzene	ND		4.0	0.28	ug/Kg	☼	03/09/18 13:00	03/12/18 22:31	1
Isopropylbenzene	ND		4.0	0.60	ug/Kg	☼	03/09/18 13:00	03/12/18 22:31	1
Methyl acetate	ND		20	2.4	ug/Kg	☼	03/09/18 13:00	03/12/18 22:31	1
Methyl tert-butyl ether	ND		4.0	0.39	ug/Kg	☼	03/09/18 13:00	03/12/18 22:31	1
Methylcyclohexane	ND		4.0	0.61	ug/Kg	☼	03/09/18 13:00	03/12/18 22:31	1
Methylene Chloride	ND		4.0	1.8	ug/Kg	☼	03/09/18 13:00	03/12/18 22:31	1
Styrene	ND		4.0	0.20	ug/Kg	☼	03/09/18 13:00	03/12/18 22:31	1
Tetrachloroethene	ND		4.0	0.54	ug/Kg	☼	03/09/18 13:00	03/12/18 22:31	1
Toluene	ND		4.0	0.30	ug/Kg	☼	03/09/18 13:00	03/12/18 22:31	1
trans-1,2-Dichloroethene	ND		4.0	0.41	ug/Kg	☼	03/09/18 13:00	03/12/18 22:31	1
trans-1,3-Dichloropropene	ND		4.0	1.8	ug/Kg	☼	03/09/18 13:00	03/12/18 22:31	1
Trichloroethene	ND		4.0	0.88	ug/Kg	☼	03/09/18 13:00	03/12/18 22:31	1
Trichlorofluoromethane	ND		4.0	0.38	ug/Kg	☼	03/09/18 13:00	03/12/18 22:31	1
Vinyl chloride	ND		4.0	0.49	ug/Kg	☼	03/09/18 13:00	03/12/18 22:31	1
Xylenes, Total	ND		8.0	0.67	ug/Kg	☼	03/09/18 13:00	03/12/18 22:31	1

Surrogate	*%Recovery*	*Qualifier*	*Limits*	*Prepared*	*Analyzed*	*Dil Fac*
1,2-Dichloroethane-d4 (Surr)	*124*		*64 - 126*	*03/09/18 13:00*	*03/12/18 22:31*	*1*
4-Bromofluorobenzene (Surr)	*97*		*72 - 126*	*03/09/18 13:00*	*03/12/18 22:31*	*1*
Dibromofluoromethane (Surr)	*116*		*60 - 140*	*03/09/18 13:00*	*03/12/18 22:31*	*1*
Toluene-d8 (Surr)	*98*		*71 - 125*	*03/09/18 13:00*	*03/12/18 22:31*	*1*

Client Sample ID: SB-21 (0-1)

Date Collected: 03/07/18 16:30
Date Received: 03/08/18 16:30

Lab Sample ID: 480-132403-1

Matrix: Solid
Percent Solids: 78.1

Method: 8082A - Polychlorinated Biphenyls (PCBs) by Gas Chromatography

Analyte	Result	Qualifier	RL	MDL	Unit	D	Prepared	Analyzed	Dil Fac
PCB-1016	ND		0.32	0.062	mg/Kg	☼	03/12/18 14:14	03/13/18 15:43	1
PCB-1221	ND		0.32	0.062	mg/Kg	☼	03/12/18 14:14	03/13/18 15:43	1
PCB-1232	ND		0.32	0.062	mg/Kg	☼	03/12/18 14:14	03/13/18 15:43	1
PCB-1242	ND		0.32	0.062	mg/Kg	☼	03/12/18 14:14	03/13/18 15:43	1
PCB-1248	ND		0.32	0.062	mg/Kg	☼	03/12/18 14:14	03/13/18 15:43	1
PCB-1254	**0.42**	J	0.32	0.15	mg/Kg	☼	03/12/18 14:14	03/13/18 15:43	1
PCB-1260	ND		0.32	0.15	mg/Kg	☼	03/12/18 14:14	03/13/18 15:43	1

Surrogate	*%Recovery*	*Qualifier*	*Limits*	*Prepared*	*Analyzed*	*Dil Fac*
Tetrachloro-m-xylene	*183*	*X*	*60 - 154*	*03/12/18 14:14*	*03/13/18 15:43*	*1*
Tetrachloro-m-xylene	*142*		*60 - 154*	*03/12/18 14:14*	*03/13/18 15:43*	*1*
DCB Decachlorobiphenyl	*261*	*X*	*65 - 174*	*03/12/18 14:14*	*03/13/18 15:43*	*1*
DCB Decachlorobiphenyl	*128*		*65 - 174*	*03/12/18 14:14*	*03/13/18 15:43*	*1*

Client Sample ID: SB-21 (1-2)

Date Collected: 03/07/18 16:35
Date Received: 03/08/18 16:30

Lab Sample ID: 480-132403-2

Matrix: Solid
Percent Solids: 79.4

Method: 8082A - Polychlorinated Biphenyls (PCBs) by Gas Chromatography

Analyte	Result	Qualifier	RL	MDL	Unit	D	Prepared	Analyzed	Dil Fac
PCB-1016	ND		0.30	0.059	mg/Kg	☼	03/12/18 14:14	03/13/18 15:59	1
PCB-1221	ND		0.30	0.059	mg/Kg	☼	03/12/18 14:14	03/13/18 15:59	1
PCB-1232	ND		0.30	0.059	mg/Kg	☼	03/12/18 14:14	03/13/18 15:59	1
PCB-1242	ND		0.30	0.059	mg/Kg	☼	03/12/18 14:14	03/13/18 15:59	1
PCB-1248	ND		0.30	0.059	mg/Kg	☼	03/12/18 14:14	03/13/18 15:59	1
PCB-1254	**0.35**	J	0.30	0.14	mg/Kg	☼	03/12/18 14:14	03/13/18 15:59	1
PCB-1260	ND		0.30	0.14	mg/Kg	☼	03/12/18 14:14	03/13/18 15:59	1

Surrogate	*%Recovery*	*Qualifier*	*Limits*	*Prepared*	*Analyzed*	*Dil Fac*
Tetrachloro-m-xylene	*166*	*X*	*60 - 154*	*03/12/18 14:14*	*03/13/18 15:59*	*1*
Tetrachloro-m-xylene	*133*		*60 - 154*	*03/12/18 14:14*	*03/13/18 15:59*	*1*
DCB Decachlorobiphenyl	*218*	*X*	*65 - 174*	*03/12/18 14:14*	*03/13/18 15:59*	*1*
DCB Decachlorobiphenyl	*113*		*65 - 174*	*03/12/18 14:14*	*03/13/18 15:59*	*1*

Client Sample ID: SB-21 (6-8)

Date Collected: 03/08/18 08:15
Date Received: 03/08/18 16:30

Lab Sample ID: 480-132403-5

Matrix: Solid
Percent Solids: 88.5

Method: 8082A - Polychlorinated Biphenyls (PCBs) by Gas Chromatography

Analyte	Result	Qualifier	RL	MDL	Unit	D	Prepared	Analyzed	Dil Fac
PCB-1016	ND		0.27	0.052	mg/Kg	☼	03/12/18 14:14	03/13/18 16:47	1
PCB-1221	ND		0.27	0.052	mg/Kg	☼	03/12/18 14:14	03/13/18 16:47	1
PCB-1232	ND		0.27	0.052	mg/Kg	☼	03/12/18 14:14	03/13/18 16:47	1
PCB-1242	ND		0.27	0.052	mg/Kg	☼	03/12/18 14:14	03/13/18 16:47	1
PCB-1248	ND		0.27	0.052	mg/Kg	☼	03/12/18 14:14	03/13/18 16:47	1
PCB-1254	ND		0.27	0.12	mg/Kg	☼	03/12/18 14:14	03/13/18 16:47	1
PCB-1260	ND		0.27	0.12	mg/Kg	☼	03/12/18 14:14	03/13/18 16:47	1

Surrogate	*%Recovery*	*Qualifier*	*Limits*	*Prepared*	*Analyzed*	*Dil Fac*
Tetrachloro-m-xylene	*137*		*60 - 154*	*03/12/18 14:14*	*03/13/18 16:47*	*1*

Client Sample ID: SB-21 (6-8)

Lab Sample ID: 480-132403-5
Date Collected: 03/08/18 08:15
Matrix: Solid
Date Received: 03/08/18 16:30
Percent Solids: 88.5

Method: 8082A - Polychlorinated Biphenyls (PCBs) by Gas Chromatography (Continued)

Surrogate	*%Recovery*	*Qualifier*	*Limits*	*Prepared*	*Analyzed*	*Dil Fac*
Tetrachloro-m-xylene	*119*		*60 - 154*	*03/12/18 14:14*	*03/13/18 16:47*	*1*
DCB Decachlorobiphenyl	*227*	*X*	*65 - 174*	*03/12/18 14:14*	*03/13/18 16:47*	*1*
DCB Decachlorobiphenyl	*114*		*65 - 174*	*03/12/18 14:14*	*03/13/18 16:47*	*1*

Client Sample ID: SB-24 (0-1)

Lab Sample ID: 480-132403-8
Date Collected: 03/08/18 09:30
Matrix: Solid
Date Received: 03/08/18 16:30
Percent Solids: 86.8

Method: 8082A - Polychlorinated Biphenyls (PCBs) by Gas Chromatography

Analyte	Result	Qualifier	RL	MDL	Unit	D	Prepared	Analyzed	Dil Fac
PCB-1016	ND		0.27	0.052	mg/Kg	☼	03/12/18 14:14	03/13/18 17:03	1
PCB-1221	ND		0.27	0.052	mg/Kg	☼	03/12/18 14:14	03/13/18 17:03	1
PCB-1232	ND		0.27	0.052	mg/Kg	☼	03/12/18 14:14	03/13/18 17:03	1
PCB-1242	ND		0.27	0.052	mg/Kg	☼	03/12/18 14:14	03/13/18 17:03	1
PCB-1248	ND		0.27	0.052	mg/Kg	☼	03/12/18 14:14	03/13/18 17:03	1
PCB-1254	ND		0.27	0.13	mg/Kg	☼	03/12/18 14:14	03/13/18 17:03	1
PCB-1260	ND		0.27	0.13	mg/Kg	☼	03/12/18 14:14	03/13/18 17:03	1

Surrogate	*%Recovery*	*Qualifier*	*Limits*	*Prepared*	*Analyzed*	*Dil Fac*
Tetrachloro-m-xylene	*136*		*60 - 154*	*03/12/18 14:14*	*03/13/18 17:03*	*1*
Tetrachloro-m-xylene	*113*		*60 - 154*	*03/12/18 14:14*	*03/13/18 17:03*	*1*
DCB Decachlorobiphenyl	*202*	*X*	*65 - 174*	*03/12/18 14:14*	*03/13/18 17:03*	*1*
DCB Decachlorobiphenyl	*107*		*65 - 174*	*03/12/18 14:14*	*03/13/18 17:03*	*1*

Client Sample ID: SB-24 (1-2)

Lab Sample ID: 480-132403-9
Date Collected: 03/08/18 09:40
Matrix: Solid
Date Received: 03/08/18 16:30
Percent Solids: 88.6

Method: 8082A - Polychlorinated Biphenyls (PCBs) by Gas Chromatography

Analyte	Result	Qualifier	RL	MDL	Unit	D	Prepared	Analyzed	Dil Fac
PCB-1016	ND		0.25	0.050	mg/Kg	☼	03/12/18 14:14	03/13/18 17:19	1
PCB-1221	ND		0.25	0.050	mg/Kg	☼	03/12/18 14:14	03/13/18 17:19	1
PCB-1232	ND		0.25	0.050	mg/Kg	☼	03/12/18 14:14	03/13/18 17:19	1
PCB-1242	ND		0.25	0.050	mg/Kg	☼	03/12/18 14:14	03/13/18 17:19	1
PCB-1248	ND		0.25	0.050	mg/Kg	☼	03/12/18 14:14	03/13/18 17:19	1
PCB-1254	ND		0.25	0.12	mg/Kg	☼	03/12/18 14:14	03/13/18 17:19	1
PCB-1260	ND		0.25	0.12	mg/Kg	☼	03/12/18 14:14	03/13/18 17:19	1

Surrogate	*%Recovery*	*Qualifier*	*Limits*	*Prepared*	*Analyzed*	*Dil Fac*
Tetrachloro-m-xylene	*161*	*X*	*60 - 154*	*03/12/18 14:14*	*03/13/18 17:19*	*1*
Tetrachloro-m-xylene	*145*		*60 - 154*	*03/12/18 14:14*	*03/13/18 17:19*	*1*
DCB Decachlorobiphenyl	*248*	*X*	*65 - 174*	*03/12/18 14:14*	*03/13/18 17:19*	*1*
DCB Decachlorobiphenyl	*130*		*65 - 174*	*03/12/18 14:14*	*03/13/18 17:19*	*1*

Client Sample ID: SB-24 (6-8)

Lab Sample ID: 480-132403-12

Date Collected: 03/08/18 10:30
Matrix: Solid
Date Received: 03/08/18 16:30
Percent Solids: 87.3

Method: 8082A - Polychlorinated Biphenyls (PCBs) by Gas Chromatography

Analyte	Result	Qualifier	RL	MDL	Unit	D	Prepared	Analyzed	Dil Fac
PCB-1016	ND		0.21	0.040	mg/Kg	☼	03/12/18 14:14	03/13/18 12:00	1
PCB-1221	ND		0.21	0.040	mg/Kg	☼	03/12/18 14:14	03/13/18 12:00	1
PCB-1232	ND		0.21	0.040	mg/Kg	☼	03/12/18 14:14	03/13/18 12:00	1
PCB-1242	ND		0.21	0.040	mg/Kg	☼	03/12/18 14:14	03/13/18 12:00	1
PCB-1248	ND		0.21	0.040	mg/Kg	☼	03/12/18 14:14	03/13/18 12:00	1
PCB-1254	ND		0.21	0.097	mg/Kg	☼	03/12/18 14:14	03/13/18 12:00	1
PCB-1260	ND		0.21	0.097	mg/Kg	☼	03/12/18 14:14	03/13/18 12:00	1

Surrogate	*%Recovery*	*Qualifier*	*Limits*	*Prepared*	*Analyzed*	*Dil Fac*
Tetrachloro-m-xylene	*160*	*X*	*60 - 154*	*03/12/18 14:14*	*03/13/18 12:00*	*1*
Tetrachloro-m-xylene	*128*		*60 - 154*	*03/12/18 14:14*	*03/13/18 12:00*	*1*
DCB Decachlorobiphenyl	*241*	*X*	*65 - 174*	*03/12/18 14:14*	*03/13/18 12:00*	*1*
DCB Decachlorobiphenyl	*127*		*65 - 174*	*03/12/18 14:14*	*03/13/18 12:00*	*1*

Client Sample ID: DUP-3-3818

Lab Sample ID: 480-132403-15

Date Collected: 03/08/18 00:00
Matrix: Solid
Date Received: 03/08/18 16:30
Percent Solids: 86.8

Method: 8082A - Polychlorinated Biphenyls (PCBs) by Gas Chromatography

Analyte	Result	Qualifier	RL	MDL	Unit	D	Prepared	Analyzed	Dil Fac
PCB-1016	ND		0.23	0.046	mg/Kg	☼	03/12/18 14:14	03/13/18 17:34	1
PCB-1221	ND		0.23	0.046	mg/Kg	☼	03/12/18 14:14	03/13/18 17:34	1
PCB-1232	ND		0.23	0.046	mg/Kg	☼	03/12/18 14:14	03/13/18 17:34	1
PCB-1242	ND		0.23	0.046	mg/Kg	☼	03/12/18 14:14	03/13/18 17:34	1
PCB-1248	ND		0.23	0.046	mg/Kg	☼	03/12/18 14:14	03/13/18 17:34	1
PCB-1254	ND		0.23	0.11	mg/Kg	☼	03/12/18 14:14	03/13/18 17:34	1
PCB-1260	ND		0.23	0.11	mg/Kg	☼	03/12/18 14:14	03/13/18 17:34	1

Surrogate	*%Recovery*	*Qualifier*	*Limits*	*Prepared*	*Analyzed*	*Dil Fac*
Tetrachloro-m-xylene	*160*	*X*	*60 - 154*	*03/12/18 14:14*	*03/13/18 17:34*	*1*
Tetrachloro-m-xylene	*143*		*60 - 154*	*03/12/18 14:14*	*03/13/18 17:34*	*1*
DCB Decachlorobiphenyl	*246*	*X*	*65 - 174*	*03/12/18 14:14*	*03/13/18 17:34*	*1*
DCB Decachlorobiphenyl	*138*		*65 - 174*	*03/12/18 14:14*	*03/13/18 17:34*	*1*

Client Sample ID: SB-23 (0-1)

Lab Sample ID: 480-132403-16

Date Collected: 03/08/18 11:20
Matrix: Solid
Date Received: 03/08/18 16:30
Percent Solids: 79.6

Method: 8082A - Polychlorinated Biphenyls (PCBs) by Gas Chromatography

Analyte	Result	Qualifier	RL	MDL	Unit	D	Prepared	Analyzed	Dil Fac
PCB-1016	ND		0.28	0.054	mg/Kg	☼	03/12/18 14:26	03/13/18 11:57	1
PCB-1221	ND		0.28	0.054	mg/Kg	☼	03/12/18 14:26	03/13/18 11:57	1
PCB-1232	ND		0.28	0.054	mg/Kg	☼	03/12/18 14:26	03/13/18 11:57	1
PCB-1242	ND		0.28	0.054	mg/Kg	☼	03/12/18 14:26	03/13/18 11:57	1
PCB-1248	ND		0.28	0.054	mg/Kg	☼	03/12/18 14:26	03/13/18 11:57	1
PCB-1254	ND		0.28	0.13	mg/Kg	☼	03/12/18 14:26	03/13/18 11:57	1
PCB-1260	ND		0.28	0.13	mg/Kg	☼	03/12/18 14:26	03/13/18 11:57	1

Surrogate	*%Recovery*	*Qualifier*	*Limits*	*Prepared*	*Analyzed*	*Dil Fac*
Tetrachloro-m-xylene	*127*		*60 - 154*	*03/12/18 14:26*	*03/13/18 11:57*	*1*
Tetrachloro-m-xylene	*144*		*60 - 154*	*03/12/18 14:26*	*03/13/18 11:57*	*1*

Client Sample ID: SB-23 (0-1)

Lab Sample ID: 480-132403-16

Date Collected: 03/08/18 11:20
Matrix: Solid
Date Received: 03/08/18 16:30
Percent Solids: 79.6

Method: 8082A - Polychlorinated Biphenyls (PCBs) by Gas Chromatography (Continued)

Surrogate	*%Recovery*	*Qualifier*	*Limits*	*Prepared*	*Analyzed*	*Dil Fac*
DCB Decachlorobiphenyl	*155*		*65 - 174*	*03/12/18 14:26*	*03/13/18 11:57*	*1*
DCB Decachlorobiphenyl	*146*		*65 - 174*	*03/12/18 14:26*	*03/13/18 11:57*	*1*

Client Sample ID: SB-23 (1-2)

Lab Sample ID: 480-132403-17

Date Collected: 03/08/18 11:25
Matrix: Solid
Date Received: 03/08/18 16:30
Percent Solids: 82.7

Method: 8082A - Polychlorinated Biphenyls (PCBs) by Gas Chromatography

Analyte	Result	Qualifier	RL	MDL	Unit	D	Prepared	Analyzed	Dil Fac
PCB-1016	ND		0.24	0.046	mg/Kg	☼	03/12/18 14:26	03/13/18 12:12	1
PCB-1221	ND		0.24	0.046	mg/Kg	☼	03/12/18 14:26	03/13/18 12:12	1
PCB-1232	ND		0.24	0.046	mg/Kg	☼	03/12/18 14:26	03/13/18 12:12	1
PCB-1242	ND		0.24	0.046	mg/Kg	☼	03/12/18 14:26	03/13/18 12:12	1
PCB-1248	ND		0.24	0.046	mg/Kg	☼	03/12/18 14:26	03/13/18 12:12	1
PCB-1254	ND		0.24	0.11	mg/Kg	☼	03/12/18 14:26	03/13/18 12:12	1
PCB-1260	ND		0.24	0.11	mg/Kg	☼	03/12/18 14:26	03/13/18 12:12	1

Surrogate	*%Recovery*	*Qualifier*	*Limits*	*Prepared*	*Analyzed*	*Dil Fac*
Tetrachloro-m-xylene	*117*		*60 - 154*	*03/12/18 14:26*	*03/13/18 12:12*	*1*
Tetrachloro-m-xylene	*133*		*60 - 154*	*03/12/18 14:26*	*03/13/18 12:12*	*1*
DCB Decachlorobiphenyl	*141*		*65 - 174*	*03/12/18 14:26*	*03/13/18 12:12*	*1*
DCB Decachlorobiphenyl	*134*		*65 - 174*	*03/12/18 14:26*	*03/13/18 12:12*	*1*

Client Sample ID: SB-23 (6-8)

Lab Sample ID: 480-132403-20

Date Collected: 03/08/18 13:00
Matrix: Solid
Date Received: 03/08/18 16:30
Percent Solids: 86.6

Method: 8082A - Polychlorinated Biphenyls (PCBs) by Gas Chromatography

Analyte	Result	Qualifier	RL	MDL	Unit	D	Prepared	Analyzed	Dil Fac
PCB-1016	ND		0.24	0.048	mg/Kg	☼	03/12/18 14:14	03/13/18 13:36	1
PCB-1221	ND		0.24	0.048	mg/Kg	☼	03/12/18 14:14	03/13/18 13:36	1
PCB-1232	ND		0.24	0.048	mg/Kg	☼	03/12/18 14:14	03/13/18 13:36	1
PCB-1242	ND		0.24	0.048	mg/Kg	☼	03/12/18 14:14	03/13/18 13:36	1
PCB-1248	ND		0.24	0.048	mg/Kg	☼	03/12/18 14:14	03/13/18 13:36	1
PCB-1254	ND		0.24	0.11	mg/Kg	☼	03/12/18 14:14	03/13/18 13:36	1
PCB-1260	ND		0.24	0.11	mg/Kg	☼	03/12/18 14:14	03/13/18 13:36	1

Surrogate	*%Recovery*	*Qualifier*	*Limits*	*Prepared*	*Analyzed*	*Dil Fac*
Tetrachloro-m-xylene	*193*	*X*	*60 - 154*	*03/12/18 14:14*	*03/13/18 13:36*	*1*
Tetrachloro-m-xylene	*150*		*60 - 154*	*03/12/18 14:14*	*03/13/18 13:36*	*1*
DCB Decachlorobiphenyl	*298*	*X*	*65 - 174*	*03/12/18 14:14*	*03/13/18 13:36*	*1*
DCB Decachlorobiphenyl	*152*		*65 - 174*	*03/12/18 14:14*	*03/13/18 13:36*	*1*

Client Sample ID: SB-22 (0-1)

Lab Sample ID: 480-132403-23

Date Collected: 03/08/18 14:30
Matrix: Solid
Date Received: 03/08/18 16:30
Percent Solids: 88.8

Method: 8082A - Polychlorinated Biphenyls (PCBs) by Gas Chromatography

Analyte	Result	Qualifier	RL	MDL	Unit	D	Prepared	Analyzed	Dil Fac
PCB-1016	ND		0.26	0.052	mg/Kg	☼	03/12/18 14:14	03/13/18 13:52	1

Client Sample ID: SB-22 (0-1)

Lab Sample ID: 480-132403-23

Date Collected: 03/08/18 14:30
Matrix: Solid
Date Received: 03/08/18 16:30
Percent Solids: 88.8

Method: 8082A - Polychlorinated Biphenyls (PCBs) by Gas Chromatography (Continued)

Analyte	Result	Qualifier	RL	MDL	Unit	D	Prepared	Analyzed	Dil Fac
PCB-1221	ND		0.26	0.052	mg/Kg	☼	03/12/18 14:14	03/13/18 13:52	1
PCB-1232	ND		0.26	0.052	mg/Kg	☼	03/12/18 14:14	03/13/18 13:52	1
PCB-1242	ND		0.26	0.052	mg/Kg	☼	03/12/18 14:14	03/13/18 13:52	1
PCB-1248	ND		0.26	0.052	mg/Kg	☼	03/12/18 14:14	03/13/18 13:52	1
PCB-1254	ND		0.26	0.12	mg/Kg	☼	03/12/18 14:14	03/13/18 13:52	1
PCB-1260	ND		0.26	0.12	mg/Kg	☼	03/12/18 14:14	03/13/18 13:52	1

Surrogate	*%Recovery*	*Qualifier*	*Limits*	*Prepared*	*Analyzed*	*Dil Fac*
Tetrachloro-m-xylene	*136*		*60 - 154*	*03/12/18 14:14*	*03/13/18 13:52*	*1*
Tetrachloro-m-xylene	*113*		*60 - 154*	*03/12/18 14:14*	*03/13/18 13:52*	*1*
DCB Decachlorobiphenyl	*206*	*X*	*65 - 174*	*03/12/18 14:14*	*03/13/18 13:52*	*1*
DCB Decachlorobiphenyl	*111*		*65 - 174*	*03/12/18 14:14*	*03/13/18 13:52*	*1*

Client Sample ID: SB-22 (1-2)

Lab Sample ID: 480-132403-24

Date Collected: 03/08/18 14:35
Matrix: Solid
Date Received: 03/08/18 16:30
Percent Solids: 85.8

Method: 8082A - Polychlorinated Biphenyls (PCBs) by Gas Chromatography

Analyte	Result	Qualifier	RL	MDL	Unit	D	Prepared	Analyzed	Dil Fac
PCB-1016	ND		0.23	0.044	mg/Kg	☼	03/12/18 14:14	03/13/18 14:07	1
PCB-1221	ND		0.23	0.044	mg/Kg	☼	03/12/18 14:14	03/13/18 14:07	1
PCB-1232	ND		0.23	0.044	mg/Kg	☼	03/12/18 14:14	03/13/18 14:07	1
PCB-1242	ND		0.23	0.044	mg/Kg	☼	03/12/18 14:14	03/13/18 14:07	1
PCB-1248	ND		0.23	0.044	mg/Kg	☼	03/12/18 14:14	03/13/18 14:07	1
PCB-1254	ND		0.23	0.11	mg/Kg	☼	03/12/18 14:14	03/13/18 14:07	1
PCB-1260	ND		0.23	0.11	mg/Kg	☼	03/12/18 14:14	03/13/18 14:07	1

Surrogate	*%Recovery*	*Qualifier*	*Limits*	*Prepared*	*Analyzed*	*Dil Fac*
Tetrachloro-m-xylene	*148*		*60 - 154*	*03/12/18 14:14*	*03/13/18 14:07*	*1*
Tetrachloro-m-xylene	*130*		*60 - 154*	*03/12/18 14:14*	*03/13/18 14:07*	*1*
DCB Decachlorobiphenyl	*219*	*X*	*65 - 174*	*03/12/18 14:14*	*03/13/18 14:07*	*1*
DCB Decachlorobiphenyl	*116*		*65 - 174*	*03/12/18 14:14*	*03/13/18 14:07*	*1*

Client Sample ID: SB-22 (2-4)

Lab Sample ID: 480-132403-25

Date Collected: 03/08/18 14:45
Matrix: Solid
Date Received: 03/08/18 16:30
Percent Solids: 87.4

Method: 8082A - Polychlorinated Biphenyls (PCBs) by Gas Chromatography

Analyte	Result	Qualifier	RL	MDL	Unit	D	Prepared	Analyzed	Dil Fac
PCB-1016	ND		0.24	0.046	mg/Kg	☼	03/12/18 14:14	03/13/18 14:23	1
PCB-1221	ND		0.24	0.046	mg/Kg	☼	03/12/18 14:14	03/13/18 14:23	1
PCB-1232	ND		0.24	0.046	mg/Kg	☼	03/12/18 14:14	03/13/18 14:23	1
PCB-1242	ND		0.24	0.046	mg/Kg	☼	03/12/18 14:14	03/13/18 14:23	1
PCB-1248	ND		0.24	0.046	mg/Kg	☼	03/12/18 14:14	03/13/18 14:23	1
PCB-1254	ND		0.24	0.11	mg/Kg	☼	03/12/18 14:14	03/13/18 14:23	1
PCB-1260	ND		0.24	0.11	mg/Kg	☼	03/12/18 14:14	03/13/18 14:23	1

Surrogate	*%Recovery*	*Qualifier*	*Limits*	*Prepared*	*Analyzed*	*Dil Fac*
Tetrachloro-m-xylene	*160*	*X*	*60 - 154*	*03/12/18 14:14*	*03/13/18 14:23*	*1*
Tetrachloro-m-xylene	*129*		*60 - 154*	*03/12/18 14:14*	*03/13/18 14:23*	*1*
DCB Decachlorobiphenyl	*249*	*X*	*65 - 174*	*03/12/18 14:14*	*03/13/18 14:23*	*1*

Client Sample ID: SB-22 (2-4)

Lab Sample ID: 480-132403-25

Date Collected: 03/08/18 14:45
Matrix: Solid
Date Received: 03/08/18 16:30
Percent Solids: 87.4

Method: 8082A - Polychlorinated Biphenyls (PCBs) by Gas Chromatography (Continued)

Surrogate	*%Recovery*	*Qualifier*	*Limits*	*Prepared*	*Analyzed*	*Dil Fac*
DCB Decachlorobiphenyl	*130*		*65 - 174*	*03/12/18 14:14*	*03/13/18 14:23*	*1*

Client Sample ID: TB-1-3818

Lab Sample ID: 480-132403-26

Date Collected: 03/08/18 00:00
Matrix: Water
Date Received: 03/08/18 16:30

Method: 8260C - Volatile Organic Compounds by GC/MS

Analyte	Result	Qualifier	RL	MDL	Unit	D	Prepared	Analyzed	Dil Fac
1,1,1-Trichloroethane	ND		1.0	0.82	ug/L			03/14/18 02:21	1
1,1,2,2-Tetrachloroethane	ND		1.0	0.21	ug/L			03/14/18 02:21	1
1,1,2-Trichloro-1,2,2-trifluoroethane	ND		1.0	0.31	ug/L			03/14/18 02:21	1
1,1,2-Trichloroethane	ND		1.0	0.23	ug/L			03/14/18 02:21	1
1,1-Dichloroethane	ND		1.0	0.38	ug/L			03/14/18 02:21	1
1,1-Dichloroethene	ND		1.0	0.29	ug/L			03/14/18 02:21	1
1,2,4-Trichlorobenzene	ND		1.0	0.41	ug/L			03/14/18 02:21	1
1,2-Dibromo-3-Chloropropane	ND		1.0	0.39	ug/L			03/14/18 02:21	1
1,2-Dibromoethane	ND		1.0	0.73	ug/L			03/14/18 02:21	1
1,2-Dichlorobenzene	ND		1.0	0.79	ug/L			03/14/18 02:21	1
1,2-Dichloroethane	ND		1.0	0.21	ug/L			03/14/18 02:21	1
1,2-Dichloropropane	ND		1.0	0.72	ug/L			03/14/18 02:21	1
1,3-Dichlorobenzene	ND		1.0	0.78	ug/L			03/14/18 02:21	1
1,4-Dichlorobenzene	ND		1.0	0.84	ug/L			03/14/18 02:21	1
2-Butanone (MEK)	ND		10	1.3	ug/L			03/14/18 02:21	1
2-Hexanone	ND		5.0	1.2	ug/L			03/14/18 02:21	1
4-Methyl-2-pentanone (MIBK)	ND		5.0	2.1	ug/L			03/14/18 02:21	1
Acetone	**3.4**	**J**	10	3.0	ug/L			03/14/18 02:21	1
Benzene	ND		1.0	0.41	ug/L			03/14/18 02:21	1
Bromodichloromethane	ND		1.0	0.39	ug/L			03/14/18 02:21	1
Bromoform	ND		1.0	0.26	ug/L			03/14/18 02:21	1
Bromomethane	ND		1.0	0.69	ug/L			03/14/18 02:21	1
Carbon disulfide	ND		1.0	0.19	ug/L			03/14/18 02:21	1
Carbon tetrachloride	ND		1.0	0.27	ug/L			03/14/18 02:21	1
Chlorobenzene	ND		1.0	0.75	ug/L			03/14/18 02:21	1
Chloroethane	ND		1.0	0.32	ug/L			03/14/18 02:21	1
Chloroform	ND		1.0	0.34	ug/L			03/14/18 02:21	1
Chloromethane	ND		1.0	0.35	ug/L			03/14/18 02:21	1
cis-1,2-Dichloroethene	ND		1.0	0.81	ug/L			03/14/18 02:21	1
cis-1,3-Dichloropropene	ND		1.0	0.36	ug/L			03/14/18 02:21	1
Cyclohexane	ND		1.0	0.18	ug/L			03/14/18 02:21	1
Dibromochloromethane	ND		1.0	0.32	ug/L			03/14/18 02:21	1
Dichlorodifluoromethane	ND		1.0	0.68	ug/L			03/14/18 02:21	1
Ethylbenzene	ND		1.0	0.74	ug/L			03/14/18 02:21	1
Isopropylbenzene	ND		1.0	0.79	ug/L			03/14/18 02:21	1
Methyl acetate	ND		2.5	1.3	ug/L			03/14/18 02:21	1
Methyl tert-butyl ether	ND		1.0	0.16	ug/L			03/14/18 02:21	1
Methylcyclohexane	ND		1.0	0.16	ug/L			03/14/18 02:21	1
Methylene Chloride	ND		1.0	0.44	ug/L			03/14/18 02:21	1
Styrene	ND		1.0	0.73	ug/L			03/14/18 02:21	1
Tetrachloroethene	ND		1.0	0.36	ug/L			03/14/18 02:21	1

Client Sample ID: TB-1-3818

Lab Sample ID: 480-132403-26

Date Collected: 03/08/18 00:00

Matrix: Water

Date Received: 03/08/18 16:30

Method: 8260C - Volatile Organic Compounds by GC/MS (Continued)

Analyte	Result	Qualifier	RL	MDL	Unit	D	Prepared	Analyzed	Dil Fac
Toluene	ND		1.0	0.51	ug/L			03/14/18 02:21	1
trans-1,2-Dichloroethene	ND		1.0	0.90	ug/L			03/14/18 02:21	1
trans-1,3-Dichloropropene	ND		1.0	0.37	ug/L			03/14/18 02:21	1
Trichloroethene	ND		1.0	0.46	ug/L			03/14/18 02:21	1
Trichlorofluoromethane	ND		1.0	0.88	ug/L			03/14/18 02:21	1
Vinyl chloride	ND		1.0	0.90	ug/L			03/14/18 02:21	1
Xylenes, Total	ND		2.0	0.66	ug/L			03/14/18 02:21	1

Surrogate	*%Recovery*	*Qualifier*	*Limits*	*Prepared*	*Analyzed*	*Dil Fac*
1,2-Dichloroethane-d4 (Surr)	*102*		*77 - 120*		*03/14/18 02:21*	*1*
4-Bromofluorobenzene (Surr)	*104*		*73 - 120*		*03/14/18 02:21*	*1*
Dibromofluoromethane (Surr)	*103*		*75 - 123*		*03/14/18 02:21*	*1*
Toluene-d8 (Surr)	*104*		*80 - 120*		*03/14/18 02:21*	*1*

Client Sample ID: TB-2-3818

Lab Sample ID: 480-132403-27

Date Collected: 03/08/18 00:00

Matrix: Water

Date Received: 03/08/18 16:30

Method: 8260C - Volatile Organic Compounds by GC/MS

Analyte	Result	Qualifier	RL	MDL	Unit	D	Prepared	Analyzed	Dil Fac
1,1,1-Trichloroethane	ND		1.0	0.82	ug/L			03/14/18 02:49	1
1,1,2,2-Tetrachloroethane	ND		1.0	0.21	ug/L			03/14/18 02:49	1
1,1,2-Trichloro-1,2,2-trifluoroethane	ND		1.0	0.31	ug/L			03/14/18 02:49	1
1,1,2-Trichloroethane	ND		1.0	0.23	ug/L			03/14/18 02:49	1
1,1-Dichloroethane	ND		1.0	0.38	ug/L			03/14/18 02:49	1
1,1-Dichloroethene	ND		1.0	0.29	ug/L			03/14/18 02:49	1
1,2,4-Trichlorobenzene	ND		1.0	0.41	ug/L			03/14/18 02:49	1
1,2-Dibromo-3-Chloropropane	ND		1.0	0.39	ug/L			03/14/18 02:49	1
1,2-Dibromoethane	ND		1.0	0.73	ug/L			03/14/18 02:49	1
1,2-Dichlorobenzene	ND		1.0	0.79	ug/L			03/14/18 02:49	1
1,2-Dichloroethane	ND		1.0	0.21	ug/L			03/14/18 02:49	1
1,2-Dichloropropane	ND		1.0	0.72	ug/L			03/14/18 02:49	1
1,3-Dichlorobenzene	ND		1.0	0.78	ug/L			03/14/18 02:49	1
1,4-Dichlorobenzene	ND		1.0	0.84	ug/L			03/14/18 02:49	1
2-Butanone (MEK)	ND		10	1.3	ug/L			03/14/18 02:49	1
2-Hexanone	ND		5.0	1.2	ug/L			03/14/18 02:49	1
4-Methyl-2-pentanone (MIBK)	ND		5.0	2.1	ug/L			03/14/18 02:49	1
Acetone	ND		10	3.0	ug/L			03/14/18 02:49	1
Benzene	ND		1.0	0.41	ug/L			03/14/18 02:49	1
Bromodichloromethane	ND		1.0	0.39	ug/L			03/14/18 02:49	1
Bromoform	ND		1.0	0.26	ug/L			03/14/18 02:49	1
Bromomethane	ND		1.0	0.69	ug/L			03/14/18 02:49	1
Carbon disulfide	ND		1.0	0.19	ug/L			03/14/18 02:49	1
Carbon tetrachloride	ND		1.0	0.27	ug/L			03/14/18 02:49	1
Chlorobenzene	ND		1.0	0.75	ug/L			03/14/18 02:49	1
Chloroethane	ND		1.0	0.32	ug/L			03/14/18 02:49	1
Chloroform	ND		1.0	0.34	ug/L			03/14/18 02:49	1
Chloromethane	ND		1.0	0.35	ug/L			03/14/18 02:49	1
cis-1,2-Dichloroethene	ND		1.0	0.81	ug/L			03/14/18 02:49	1
cis-1,3-Dichloropropene	ND		1.0	0.36	ug/L			03/14/18 02:49	1

Client Sample ID: TB-2-3818

Date Collected: 03/08/18 00:00
Date Received: 03/08/18 16:30

Lab Sample ID: 480-132403-27

Matrix: Water

Method: 8260C - Volatile Organic Compounds by GC/MS (Continued)

Analyte	Result	Qualifier	RL	MDL	Unit	D	Prepared	Analyzed	Dil Fac
Cyclohexane	ND		1.0	0.18	ug/L			03/14/18 02:49	1
Dibromochloromethane	ND		1.0	0.32	ug/L			03/14/18 02:49	1
Dichlorodifluoromethane	ND		1.0	0.68	ug/L			03/14/18 02:49	1
Ethylbenzene	ND		1.0	0.74	ug/L			03/14/18 02:49	1
Isopropylbenzene	ND		1.0	0.79	ug/L			03/14/18 02:49	1
Methyl acetate	ND		2.5	1.3	ug/L			03/14/18 02:49	1
Methyl tert-butyl ether	ND		1.0	0.16	ug/L			03/14/18 02:49	1
Methylcyclohexane	ND		1.0	0.16	ug/L			03/14/18 02:49	1
Methylene Chloride	ND		1.0	0.44	ug/L			03/14/18 02:49	1
Styrene	ND		1.0	0.73	ug/L			03/14/18 02:49	1
Tetrachloroethene	ND		1.0	0.36	ug/L			03/14/18 02:49	1
Toluene	ND		1.0	0.51	ug/L			03/14/18 02:49	1
trans-1,2-Dichloroethene	ND		1.0	0.90	ug/L			03/14/18 02:49	1
trans-1,3-Dichloropropene	ND		1.0	0.37	ug/L			03/14/18 02:49	1
Trichloroethene	ND		1.0	0.46	ug/L			03/14/18 02:49	1
Trichlorofluoromethane	ND		1.0	0.88	ug/L			03/14/18 02:49	1
Vinyl chloride	ND		1.0	0.90	ug/L			03/14/18 02:49	1
Xylenes, Total	ND		2.0	0.66	ug/L			03/14/18 02:49	1

Surrogate	*%Recovery*	*Qualifier*	*Limits*	*Prepared*	*Analyzed*	*Dil Fac*
1,2-Dichloroethane-d4 (Surr)	*103*		*77 - 120*		*03/14/18 02:49*	*1*
4-Bromofluorobenzene (Surr)	*103*		*73 - 120*		*03/14/18 02:49*	*1*
Dibromofluoromethane (Surr)	*103*		*75 - 123*		*03/14/18 02:49*	*1*
Toluene-d8 (Surr)	*105*		*80 - 120*		*03/14/18 02:49*	*1*

Client Sample ID: RB-1-3818

Date Collected: 03/08/18 15:50
Date Received: 03/08/18 16:30

Lab Sample ID: 480-132403-28

Matrix: Water

Method: 8260C - Volatile Organic Compounds by GC/MS

Analyte	Result	Qualifier	RL	MDL	Unit	D	Prepared	Analyzed	Dil Fac
1,1,1-Trichloroethane	ND		1.0	0.82	ug/L			03/14/18 03:16	1
1,1,2,2-Tetrachloroethane	ND		1.0	0.21	ug/L			03/14/18 03:16	1
1,1,2-Trichloro-1,2,2-trifluoroethane	ND		1.0	0.31	ug/L			03/14/18 03:16	1
1,1,2-Trichloroethane	ND		1.0	0.23	ug/L			03/14/18 03:16	1
1,1-Dichloroethane	ND		1.0	0.38	ug/L			03/14/18 03:16	1
1,1-Dichloroethene	ND		1.0	0.29	ug/L			03/14/18 03:16	1
1,2,4-Trichlorobenzene	ND		1.0	0.41	ug/L			03/14/18 03:16	1
1,2-Dibromo-3-Chloropropane	ND		1.0	0.39	ug/L			03/14/18 03:16	1
1,2-Dibromoethane	ND		1.0	0.73	ug/L			03/14/18 03:16	1
1,2-Dichlorobenzene	ND		1.0	0.79	ug/L			03/14/18 03:16	1
1,2-Dichloroethane	ND		1.0	0.21	ug/L			03/14/18 03:16	1
1,2-Dichloropropane	ND		1.0	0.72	ug/L			03/14/18 03:16	1
1,3-Dichlorobenzene	ND		1.0	0.78	ug/L			03/14/18 03:16	1
1,4-Dichlorobenzene	ND		1.0	0.84	ug/L			03/14/18 03:16	1
2-Butanone (MEK)	ND		10	1.3	ug/L			03/14/18 03:16	1
2-Hexanone	ND		5.0	1.2	ug/L			03/14/18 03:16	1
4-Methyl-2-pentanone (MIBK)	ND		5.0	2.1	ug/L			03/14/18 03:16	1
Acetone	ND		10	3.0	ug/L			03/14/18 03:16	1
Benzene	ND		1.0	0.41	ug/L			03/14/18 03:16	1

Client Sample ID: RB-1-3818

Date Collected: 03/08/18 15:50
Date Received: 03/08/18 16:30

Lab Sample ID: 480-132403-28

Matrix: Water

Method: 8260C - Volatile Organic Compounds by GC/MS (Continued)

Analyte	Result	Qualifier	RL	MDL	Unit	D	Prepared	Analyzed	Dil Fac
Bromodichloromethane	ND		1.0	0.39	ug/L			03/14/18 03:16	1
Bromoform	ND		1.0	0.26	ug/L			03/14/18 03:16	1
Bromomethane	ND		1.0	0.69	ug/L			03/14/18 03:16	1
Carbon disulfide	ND		1.0	0.19	ug/L			03/14/18 03:16	1
Carbon tetrachloride	ND		1.0	0.27	ug/L			03/14/18 03:16	1
Chlorobenzene	ND		1.0	0.75	ug/L			03/14/18 03:16	1
Chloroethane	ND		1.0	0.32	ug/L			03/14/18 03:16	1
Chloroform	ND		1.0	0.34	ug/L			03/14/18 03:16	1
Chloromethane	ND	*	1.0	0.35	ug/L			03/14/18 03:16	1
cis-1,2-Dichloroethene	ND		1.0	0.81	ug/L			03/14/18 03:16	1
cis-1,3-Dichloropropene	ND		1.0	0.36	ug/L			03/14/18 03:16	1
Cyclohexane	ND		1.0	0.18	ug/L			03/14/18 03:16	1
Dibromochloromethane	ND		1.0	0.32	ug/L			03/14/18 03:16	1
Dichlorodifluoromethane	ND		1.0	0.68	ug/L			03/14/18 03:16	1
Ethylbenzene	ND		1.0	0.74	ug/L			03/14/18 03:16	1
Isopropylbenzene	ND		1.0	0.79	ug/L			03/14/18 03:16	1
Methyl acetate	ND		2.5	1.3	ug/L			03/14/18 03:16	1
Methyl tert-butyl ether	ND		1.0	0.16	ug/L			03/14/18 03:16	1
Methylcyclohexane	ND		1.0	0.16	ug/L			03/14/18 03:16	1
Methylene Chloride	**0.70**	**J**	1.0	0.44	ug/L			03/14/18 03:16	1
Styrene	ND		1.0	0.73	ug/L			03/14/18 03:16	1
Tetrachloroethene	ND		1.0	0.36	ug/L			03/14/18 03:16	1
Toluene	ND		1.0	0.51	ug/L			03/14/18 03:16	1
trans-1,2-Dichloroethene	ND		1.0	0.90	ug/L			03/14/18 03:16	1
trans-1,3-Dichloropropene	ND		1.0	0.37	ug/L			03/14/18 03:16	1
Trichloroethene	ND		1.0	0.46	ug/L			03/14/18 03:16	1
Trichlorofluoromethane	ND		1.0	0.88	ug/L			03/14/18 03:16	1
Vinyl chloride	ND		1.0	0.90	ug/L			03/14/18 03:16	1
Xylenes, Total	ND		2.0	0.66	ug/L			03/14/18 03:16	1

Surrogate	*%Recovery*	*Qualifier*	*Limits*	*Prepared*	*Analyzed*	*Dil Fac*
1,2-Dichloroethane-d4 (Surr)	*102*		*77 - 120*		*03/14/18 03:16*	*1*
4-Bromofluorobenzene (Surr)	*105*		*73 - 120*		*03/14/18 03:16*	*1*
Dibromofluoromethane (Surr)	*103*		*75 - 123*		*03/14/18 03:16*	*1*
Toluene-d8 (Surr)	*106*		*80 - 120*		*03/14/18 03:16*	*1*

Method: 8082A - Polychlorinated Biphenyls (PCBs) by Gas Chromatography

Analyte	Result	Qualifier	RL	MDL	Unit	D	Prepared	Analyzed	Dil Fac
PCB-1016	ND	*	0.50	0.18	ug/L		03/12/18 07:49	03/13/18 12:27	1
PCB-1221	ND		0.50	0.18	ug/L		03/12/18 07:49	03/13/18 12:27	1
PCB-1232	ND		0.50	0.18	ug/L		03/12/18 07:49	03/13/18 12:27	1
PCB-1242	ND		0.50	0.18	ug/L		03/12/18 07:49	03/13/18 12:27	1
PCB-1248	ND		0.50	0.18	ug/L		03/12/18 07:49	03/13/18 12:27	1
PCB-1254	ND		0.50	0.25	ug/L		03/12/18 07:49	03/13/18 12:27	1
PCB-1260	ND	*	0.50	0.25	ug/L		03/12/18 07:49	03/13/18 12:27	1

Surrogate	*%Recovery*	*Qualifier*	*Limits*	*Prepared*	*Analyzed*	*Dil Fac*
Tetrachloro-m-xylene	*89*		*39 - 121*	*03/12/18 07:49*	*03/13/18 12:27*	*1*
Tetrachloro-m-xylene	*101*		*39 - 121*	*03/12/18 07:49*	*03/13/18 12:27*	*1*
DCB Decachlorobiphenyl	*81*		*19 - 120*	*03/12/18 07:49*	*03/13/18 12:27*	*1*

Client: ARCADIS U.S. Inc
Project/Site: GE Tonawanda

TestAmerica Job ID: 480-132403-2

Client Sample ID: RB-1-3818
Date Collected: 03/08/18 15:50
Date Received: 03/08/18 16:30

Lab Sample ID: 480-132403-28
Matrix: Water

Method: 8082A - Polychlorinated Biphenyls (PCBs) by Gas Chromatography (Continued)

Surrogate	%Recovery	Qualifier	Limits	Prepared	Analyzed	Dil Fac
DCB Decachlorobiphenyl	78		19 - 120	03/12/18 07:49	03/13/18 12:27	1

Client Sample ID: SB-21 (2-4)

Date Collected: 03/07/18 16:40
Date Received: 03/08/18 16:30

Lab Sample ID: 480-132403-3

Matrix: Solid
Percent Solids: 86.0

Method: 8260C - Volatile Organic Compounds by GC/MS

Analyte	Result	Qualifier	RL	MDL	Unit	D	Prepared	Analyzed	Dil Fac
1,1,1-Trichloroethane	ND		4.5	0.33	ug/Kg	☼	03/09/18 13:00	03/20/18 01:32	1
1,1,2,2-Tetrachloroethane	ND		4.5	0.73	ug/Kg	☼	03/09/18 13:00	03/20/18 01:32	1
1,1,2-Trichloro-1,2,2-trifluoroethane	ND		4.5	1.0	ug/Kg	☼	03/09/18 13:00	03/20/18 01:32	1
1,1,2-Trichloroethane	ND		4.5	0.59	ug/Kg	☼	03/09/18 13:00	03/20/18 01:32	1
1,1-Dichloroethane	**0.70**	**J**	4.5	0.55	ug/Kg	☼	03/09/18 13:00	03/20/18 01:32	1
1,1-Dichloroethene	ND		4.5	0.55	ug/Kg	☼	03/09/18 13:00	03/20/18 01:32	1
1,2,4-Trichlorobenzene	ND		4.5	0.27	ug/Kg	☼	03/09/18 13:00	03/20/18 01:32	1
1,2-Dibromo-3-Chloropropane	ND		4.5	2.3	ug/Kg	☼	03/09/18 13:00	03/20/18 01:32	1
1,2-Dibromoethane	ND		4.5	0.58	ug/Kg	☼	03/09/18 13:00	03/20/18 01:32	1
1,2-Dichlorobenzene	ND		4.5	0.35	ug/Kg	☼	03/09/18 13:00	03/20/18 01:32	1
1,2-Dichloroethane	ND		4.5	0.23	ug/Kg	☼	03/09/18 13:00	03/20/18 01:32	1
1,2-Dichloropropane	ND		4.5	2.3	ug/Kg	☼	03/09/18 13:00	03/20/18 01:32	1
1,3-Dichlorobenzene	ND		4.5	0.23	ug/Kg	☼	03/09/18 13:00	03/20/18 01:32	1
1,4-Dichlorobenzene	ND		4.5	0.63	ug/Kg	☼	03/09/18 13:00	03/20/18 01:32	1
2-Butanone (MEK)	ND		23	1.7	ug/Kg	☼	03/09/18 13:00	03/20/18 01:32	1
2-Hexanone	ND		23	2.3	ug/Kg	☼	03/09/18 13:00	03/20/18 01:32	1
4-Methyl-2-pentanone (MIBK)	ND		23	1.5	ug/Kg	☼	03/09/18 13:00	03/20/18 01:32	1
Acetone	23 UB	~~12 J~~	23	3.8	ug/Kg	☼	03/09/18 13:00	03/20/18 01:32	1
Benzene	ND		4.5	0.22	ug/Kg	☼	03/09/18 13:00	03/20/18 01:32	1
Bromodichloromethane	ND		4.5	0.60	ug/Kg	☼	03/09/18 13:00	03/20/18 01:32	1
Bromoform	ND		4.5	2.3	ug/Kg	☼	03/09/18 13:00	03/20/18 01:32	1
Bromomethane	ND		4.5	0.41	ug/Kg	☼	03/09/18 13:00	03/20/18 01:32	1
Carbon disulfide	ND		4.5	2.3	ug/Kg	☼	03/09/18 13:00	03/20/18 01:32	1
Carbon tetrachloride	ND		4.5	0.44	ug/Kg	☼	03/09/18 13:00	03/20/18 01:32	1
Chlorobenzene	ND		4.5	0.60	ug/Kg	☼	03/09/18 13:00	03/20/18 01:32	1
Chloroethane	ND		4.5	1.0	ug/Kg	☼	03/09/18 13:00	03/20/18 01:32	1
Chloroform	ND		4.5	0.28	ug/Kg	☼	03/09/18 13:00	03/20/18 01:32	1
Chloromethane	ND		4.5	0.27	ug/Kg	☼	03/09/18 13:00	03/20/18 01:32	1
cis-1,2-Dichloroethene	**0.97**	**J**	4.5	0.58	ug/Kg	☼	03/09/18 13:00	03/20/18 01:32	1
cis-1,3-Dichloropropene	ND		4.5	0.65	ug/Kg	☼	03/09/18 13:00	03/20/18 01:32	1
Cyclohexane	ND		4.5	0.63	ug/Kg	☼	03/09/18 13:00	03/20/18 01:32	1
Dibromochloromethane	ND		4.5	0.58	ug/Kg	☼	03/09/18 13:00	03/20/18 01:32	1
Dichlorodifluoromethane	ND		4.5	0.37	ug/Kg	☼	03/09/18 13:00	03/20/18 01:32	1
Ethylbenzene	ND		4.5	0.31	ug/Kg	☼	03/09/18 13:00	03/20/18 01:32	1
Isopropylbenzene	ND		4.5	0.68	ug/Kg	☼	03/09/18 13:00	03/20/18 01:32	1
Methyl acetate	ND		23	2.7	ug/Kg	☼	03/09/18 13:00	03/20/18 01:32	1
Methyl tert-butyl ether	ND		4.5	0.44	ug/Kg	☼	03/09/18 13:00	03/20/18 01:32	1
Methylcyclohexane	ND		4.5	0.69	ug/Kg	☼	03/09/18 13:00	03/20/18 01:32	1
Methylene Chloride	4.5 UB	~~2.2 J~~	4.5	2.1	ug/Kg	☼	03/09/18 13:00	03/20/18 01:32	1
Styrene	ND		4.5	0.23	ug/Kg	☼	03/09/18 13:00	03/20/18 01:32	1
Tetrachloroethene	ND		4.5	0.61	ug/Kg	☼	03/09/18 13:00	03/20/18 01:32	1
Toluene	ND		4.5	0.34	ug/Kg	☼	03/09/18 13:00	03/20/18 01:32	1
trans-1,2-Dichloroethene	**0.49**	**J**	4.5	0.47	ug/Kg	☼	03/09/18 13:00	03/20/18 01:32	1
trans-1,3-Dichloropropene	ND		4.5	2.0	ug/Kg	☼	03/09/18 13:00	03/20/18 01:32	1
Trichloroethene	ND		4.5	0.99	ug/Kg	☼	03/09/18 13:00	03/20/18 01:32	1
Trichlorofluoromethane	ND		4.5	0.43	ug/Kg	☼	03/09/18 13:00	03/20/18 01:32	1
Vinyl chloride	ND		4.5	0.55	ug/Kg	☼	03/09/18 13:00	03/20/18 01:32	1
Xylenes, Total	ND		9.0	0.76	ug/Kg	☼	03/09/18 13:00	03/20/18 01:32	1

Client Sample ID: SB-21 (2-4)

Date Collected: 03/07/18 16:40
Date Received: 03/08/18 16:30

Lab Sample ID: 480-132403-3
Matrix: Solid
Percent Solids: 86.0

Surrogate	*%Recovery*	*Qualifier*	*Limits*	*Prepared*	*Analyzed*	*Dil Fac*
1,2-Dichloroethane-d4 (Surr)	*105*		*64 - 126*	*03/09/18 13:00*	*03/20/18 01:32*	*1*
4-Bromofluorobenzene (Surr)	*99*		*72 - 126*	*03/09/18 13:00*	*03/20/18 01:32*	*1*
Dibromofluoromethane (Surr)	*99*		*60 - 140*	*03/09/18 13:00*	*03/20/18 01:32*	*1*
Toluene-d8 (Surr)	*98*		*71 - 125*	*03/09/18 13:00*	*03/20/18 01:32*	*1*

Client Sample ID: SB-21 (4-6)

Date Collected: 03/08/18 08:00
Date Received: 03/08/18 16:30

Lab Sample ID: 480-132403-4
Matrix: Solid
Percent Solids: 86.0

Method: 8260C - Volatile Organic Compounds by GC/MS

Analyte	Result	Qualifier	RL	MDL	Unit	D	Prepared	Analyzed	Dil Fac
1,1,1-Trichloroethane	ND		4.5	0.33	ug/Kg	☼	03/09/18 13:00	03/20/18 01:57	1
1,1,2,2-Tetrachloroethane	ND		4.5	0.73	ug/Kg	☼	03/09/18 13:00	03/20/18 01:57	1
1,1,2-Trichloro-1,2,2-trifluoroethane	ND		4.5	1.0	ug/Kg	☼	03/09/18 13:00	03/20/18 01:57	1
1,1,2-Trichloroethane	ND		4.5	0.58	ug/Kg	☼	03/09/18 13:00	03/20/18 01:57	1
1,1-Dichloroethane	**3.7**	**J**	4.5	0.55	ug/Kg	☼	03/09/18 13:00	03/20/18 01:57	1
1,1-Dichloroethene	ND		4.5	0.55	ug/Kg	☼	03/09/18 13:00	03/20/18 01:57	1
1,2,4-Trichlorobenzene	ND		4.5	0.27	ug/Kg	☼	03/09/18 13:00	03/20/18 01:57	1
1,2-Dibromo-3-Chloropropane	ND		4.5	2.2	ug/Kg	☼	03/09/18 13:00	03/20/18 01:57	1
1,2-Dibromoethane	ND		4.5	0.58	ug/Kg	☼	03/09/18 13:00	03/20/18 01:57	1
1,2-Dichlorobenzene	ND		4.5	0.35	ug/Kg	☼	03/09/18 13:00	03/20/18 01:57	1
1,2-Dichloroethane	ND		4.5	0.23	ug/Kg	☼	03/09/18 13:00	03/20/18 01:57	1
1,2-Dichloropropane	ND		4.5	2.2	ug/Kg	☼	03/09/18 13:00	03/20/18 01:57	1
1,3-Dichlorobenzene	ND		4.5	0.23	ug/Kg	☼	03/09/18 13:00	03/20/18 01:57	1
1,4-Dichlorobenzene	ND		4.5	0.63	ug/Kg	☼	03/09/18 13:00	03/20/18 01:57	1
2-Butanone (MEK)	ND		22	1.6	ug/Kg	☼	03/09/18 13:00	03/20/18 01:57	1
2-Hexanone	ND		22	2.2	ug/Kg	☼	03/09/18 13:00	03/20/18 01:57	1
4-Methyl-2-pentanone (MIBK)	ND		22	1.5	ug/Kg	☼	03/09/18 13:00	03/20/18 01:57	1
Acetone	22 UB	~~9.1 J~~	22	3.8	ug/Kg	☼	03/09/18 13:00	03/20/18 01:57	1
Benzene	ND		4.5	0.22	ug/Kg	☼	03/09/18 13:00	03/20/18 01:57	1
Bromodichloromethane	ND		4.5	0.60	ug/Kg	☼	03/09/18 13:00	03/20/18 01:57	1
Bromoform	ND		4.5	2.2	ug/Kg	☼	03/09/18 13:00	03/20/18 01:57	1
Bromomethane	ND		4.5	0.40	ug/Kg	☼	03/09/18 13:00	03/20/18 01:57	1
Carbon disulfide	ND		4.5	2.2	ug/Kg	☼	03/09/18 13:00	03/20/18 01:57	1
Carbon tetrachloride	ND		4.5	0.43	ug/Kg	☼	03/09/18 13:00	03/20/18 01:57	1
Chlorobenzene	ND		4.5	0.59	ug/Kg	☼	03/09/18 13:00	03/20/18 01:57	1
Chloroethane	**1.8**	**J**	4.5	1.0	ug/Kg	☼	03/09/18 13:00	03/20/18 01:57	1
Chloroform	ND		4.5	0.28	ug/Kg	☼	03/09/18 13:00	03/20/18 01:57	1
Chloromethane	ND		4.5	0.27	ug/Kg	☼	03/09/18 13:00	03/20/18 01:57	1
cis-1,2-Dichloroethene	**1.1**	**J**	4.5	0.58	ug/Kg	☼	03/09/18 13:00	03/20/18 01:57	1
cis-1,3-Dichloropropene	ND		4.5	0.65	ug/Kg	☼	03/09/18 13:00	03/20/18 01:57	1
Cyclohexane	ND		4.5	0.63	ug/Kg	☼	03/09/18 13:00	03/20/18 01:57	1
Dibromochloromethane	ND		4.5	0.58	ug/Kg	☼	03/09/18 13:00	03/20/18 01:57	1
Dichlorodifluoromethane	ND		4.5	0.37	ug/Kg	☼	03/09/18 13:00	03/20/18 01:57	1
Ethylbenzene	ND		4.5	0.31	ug/Kg	☼	03/09/18 13:00	03/20/18 01:57	1
Isopropylbenzene	ND		4.5	0.68	ug/Kg	☼	03/09/18 13:00	03/20/18 01:57	1
Methyl acetate	ND		22	2.7	ug/Kg	☼	03/09/18 13:00	03/20/18 01:57	1
Methyl tert-butyl ether	ND		4.5	0.44	ug/Kg	☼	03/09/18 13:00	03/20/18 01:57	1
Methylcyclohexane	ND		4.5	0.68	ug/Kg	☼	03/09/18 13:00	03/20/18 01:57	1
Methylene Chloride	ND		4.5	2.1	ug/Kg	☼	03/09/18 13:00	03/20/18 01:57	1

Client Sample ID: SB-21 (4-6)

Lab Sample ID: 480-132403-4
Date Collected: 03/08/18 08:00
Matrix: Solid
Date Received: 03/08/18 16:30
Percent Solids: 86.0

Method: 8260C - Volatile Organic Compounds by GC/MS (Continued)

Analyte	Result	Qualifier	RL	MDL	Unit	D	Prepared	Analyzed	Dil Fac
Styrene	ND		4.5	0.22	ug/Kg	☼	03/09/18 13:00	03/20/18 01:57	1
Tetrachloroethene	ND		4.5	0.60	ug/Kg	☼	03/09/18 13:00	03/20/18 01:57	1
Toluene	ND		4.5	0.34	ug/Kg	☼	03/09/18 13:00	03/20/18 01:57	1
trans-1,2-Dichloroethene	ND		4.5	0.46	ug/Kg	☼	03/09/18 13:00	03/20/18 01:57	1
trans-1,3-Dichloropropene	ND		4.5	2.0	ug/Kg	☼	03/09/18 13:00	03/20/18 01:57	1
Trichloroethene	ND		4.5	0.99	ug/Kg	☼	03/09/18 13:00	03/20/18 01:57	1
Trichlorofluoromethane	ND		4.5	0.43	ug/Kg	☼	03/09/18 13:00	03/20/18 01:57	1
Vinyl chloride	ND		4.5	0.55	ug/Kg	☼	03/09/18 13:00	03/20/18 01:57	1
Xylenes, Total	ND		9.0	0.75	ug/Kg	☼	03/09/18 13:00	03/20/18 01:57	1

Surrogate	*%Recovery*	*Qualifier*	*Limits*	*Prepared*	*Analyzed*	*Dil Fac*
1,2-Dichloroethane-d4 (Surr)	*106*		*64 - 126*	*03/09/18 13:00*	*03/20/18 01:57*	*1*
4-Bromofluorobenzene (Surr)	*100*		*72 - 126*	*03/09/18 13:00*	*03/20/18 01:57*	*1*
Dibromofluoromethane (Surr)	*101*		*60 - 140*	*03/09/18 13:00*	*03/20/18 01:57*	*1*
Toluene-d8 (Surr)	*99*		*71 - 125*	*03/09/18 13:00*	*03/20/18 01:57*	*1*

Client Sample ID: SB-21 (8-10)

Lab Sample ID: 480-132403-6
Date Collected: 03/08/18 08:30
Matrix: Solid
Date Received: 03/08/18 16:30
Percent Solids: 87.3

Method: 8260C - Volatile Organic Compounds by GC/MS

Analyte	Result	Qualifier	RL	MDL	Unit	D	Prepared	Analyzed	Dil Fac
1,1,1-Trichloroethane	ND		4.8	0.35	ug/Kg	☼	03/09/18 13:00	03/20/18 02:22	1
1,1,2,2-Tetrachloroethane	ND		4.8	0.79	ug/Kg	☼	03/09/18 13:00	03/20/18 02:22	1
1,1,2-Trichloro-1,2,2-trifluoroethane	ND		4.8	1.1	ug/Kg	☼	03/09/18 13:00	03/20/18 02:22	1
1,1,2-Trichloroethane	ND		4.8	0.63	ug/Kg	☼	03/09/18 13:00	03/20/18 02:22	1
1,1-Dichloroethane	ND		4.8	0.59	ug/Kg	☼	03/09/18 13:00	03/20/18 02:22	1
1,1-Dichloroethene	**2.4**	**J**	4.8	0.59	ug/Kg	☼	03/09/18 13:00	03/20/18 02:22	1
1,2,4-Trichlorobenzene	ND		4.8	0.29	ug/Kg	☼	03/09/18 13:00	03/20/18 02:22	1
1,2-Dibromo-3-Chloropropane	ND		4.8	2.4	ug/Kg	☼	03/09/18 13:00	03/20/18 02:22	1
1,2-Dibromoethane	ND		4.8	0.62	ug/Kg	☼	03/09/18 13:00	03/20/18 02:22	1
1,2-Dichlorobenzene	ND		4.8	0.38	ug/Kg	☼	03/09/18 13:00	03/20/18 02:22	1
1,2-Dichloroethane	ND		4.8	0.24	ug/Kg	☼	03/09/18 13:00	03/20/18 02:22	1
1,2-Dichloropropane	ND		4.8	2.4	ug/Kg	☼	03/09/18 13:00	03/20/18 02:22	1
1,3-Dichlorobenzene	ND		4.8	0.25	ug/Kg	☼	03/09/18 13:00	03/20/18 02:22	1
1,4-Dichlorobenzene	ND		4.8	0.68	ug/Kg	☼	03/09/18 13:00	03/20/18 02:22	1
2-Butanone (MEK)	ND		24	1.8	ug/Kg	☼	03/09/18 13:00	03/20/18 02:22	1
2-Hexanone	ND		24	2.4	ug/Kg	☼	03/09/18 13:00	03/20/18 02:22	1
4-Methyl-2-pentanone (MIBK)	ND		24	1.6	ug/Kg	☼	03/09/18 13:00	03/20/18 02:22	1
Acetone	24 UB ~~5.5 J~~		24	4.1	ug/Kg	☼	03/09/18 13:00	03/20/18 02:22	1
Benzene	ND		4.8	0.24	ug/Kg	☼	03/09/18 13:00	03/20/18 02:22	1
Bromodichloromethane	ND		4.8	0.65	ug/Kg	☼	03/09/18 13:00	03/20/18 02:22	1
Bromoform	ND		4.8	2.4	ug/Kg	☼	03/09/18 13:00	03/20/18 02:22	1
Bromomethane	ND		4.8	0.44	ug/Kg	☼	03/09/18 13:00	03/20/18 02:22	1
Carbon disulfide	ND		4.8	2.4	ug/Kg	☼	03/09/18 13:00	03/20/18 02:22	1
Carbon tetrachloride	ND		4.8	0.47	ug/Kg	☼	03/09/18 13:00	03/20/18 02:22	1
Chlorobenzene	ND		4.8	0.64	ug/Kg	☼	03/09/18 13:00	03/20/18 02:22	1
Chloroethane	ND		4.8	1.1	ug/Kg	☼	03/09/18 13:00	03/20/18 02:22	1
Chloroform	ND		4.8	0.30	ug/Kg	☼	03/09/18 13:00	03/20/18 02:22	1
Chloromethane	ND		4.8	0.29	ug/Kg	☼	03/09/18 13:00	03/20/18 02:22	1

Client Sample ID: SB-21 (8-10)

Lab Sample ID: 480-132403-6

Date Collected: 03/08/18 08:30
Matrix: Solid
Date Received: 03/08/18 16:30
Percent Solids: 87.3

Method: 8260C - Volatile Organic Compounds by GC/MS (Continued)

Analyte	Result	Qualifier	RL	MDL	Unit	D	Prepared	Analyzed	Dil Fac
cis-1,2-Dichloroethene	**4.5**	**J**	4.8	0.62	ug/Kg	☼	03/09/18 13:00	03/20/18 02:22	1
cis-1,3-Dichloropropene	ND		4.8	0.70	ug/Kg	☼	03/09/18 13:00	03/20/18 02:22	1
Cyclohexane	ND		4.8	0.68	ug/Kg	☼	03/09/18 13:00	03/20/18 02:22	1
Dibromochloromethane	ND		4.8	0.62	ug/Kg	☼	03/09/18 13:00	03/20/18 02:22	1
Dichlorodifluoromethane	ND		4.8	0.40	ug/Kg	☼	03/09/18 13:00	03/20/18 02:22	1
Ethylbenzene	ND		4.8	0.33	ug/Kg	☼	03/09/18 13:00	03/20/18 02:22	1
Isopropylbenzene	ND		4.8	0.73	ug/Kg	☼	03/09/18 13:00	03/20/18 02:22	1
Methyl acetate	ND		24	2.9	ug/Kg	☼	03/09/18 13:00	03/20/18 02:22	1
Methyl tert-butyl ether	ND		4.8	0.48	ug/Kg	☼	03/09/18 13:00	03/20/18 02:22	1
Methylcyclohexane	ND		4.8	0.74	ug/Kg	☼	03/09/18 13:00	03/20/18 02:22	1
Methylene Chloride	**3.2**	**J**	4.8	2.2	ug/Kg	☼	03/09/18 13:00	03/20/18 02:22	1
Styrene	ND		4.8	0.24	ug/Kg	☼	03/09/18 13:00	03/20/18 02:22	1
Tetrachloroethene	ND		4.8	0.65	ug/Kg	☼	03/09/18 13:00	03/20/18 02:22	1
Toluene	ND		4.8	0.37	ug/Kg	☼	03/09/18 13:00	03/20/18 02:22	1
trans-1,2-Dichloroethene	**0.69**	**J**	4.8	0.50	ug/Kg	☼	03/09/18 13:00	03/20/18 02:22	1
trans-1,3-Dichloropropene	ND		4.8	2.1	ug/Kg	☼	03/09/18 13:00	03/20/18 02:22	1
Trichloroethene	ND		4.8	1.1	ug/Kg	☼	03/09/18 13:00	03/20/18 02:22	1
Trichlorofluoromethane	ND		4.8	0.46	ug/Kg	☼	03/09/18 13:00	03/20/18 02:22	1
Vinyl chloride	ND		4.8	0.59	ug/Kg	☼	03/09/18 13:00	03/20/18 02:22	1
Xylenes, Total	ND		9.7	0.81	ug/Kg	☼	03/09/18 13:00	03/20/18 02:22	1

Surrogate	*%Recovery*	*Qualifier*	*Limits*	*Prepared*	*Analyzed*	*Dil Fac*
1,2-Dichloroethane-d4 (Surr)	*103*		*64 - 126*	*03/09/18 13:00*	*03/20/18 02:22*	*1*
4-Bromofluorobenzene (Surr)	*97*		*72 - 126*	*03/09/18 13:00*	*03/20/18 02:22*	*1*
Dibromofluoromethane (Surr)	*100*		*60 - 140*	*03/09/18 13:00*	*03/20/18 02:22*	*1*
Toluene-d8 (Surr)	*99*		*71 - 125*	*03/09/18 13:00*	*03/20/18 02:22*	*1*

Client Sample ID: SB-21 (10-12)

Lab Sample ID: 480-132403-7

Date Collected: 03/08/18 08:40
Matrix: Solid
Date Received: 03/08/18 16:30
Percent Solids: 85.5

Method: 8260C - Volatile Organic Compounds by GC/MS

Analyte	Result	Qualifier	RL	MDL	Unit	D	Prepared	Analyzed	Dil Fac
1,1,1-Trichloroethane	ND		3.9	0.28	ug/Kg	☼	03/09/18 13:00	03/20/18 02:48	1
1,1,2,2-Tetrachloroethane	ND		3.9	0.63	ug/Kg	☼	03/09/18 13:00	03/20/18 02:48	1
1,1,2-Trichloro-1,2,2-trifluoroethane	ND		3.9	0.88	ug/Kg	☼	03/09/18 13:00	03/20/18 02:48	1
1,1,2-Trichloroethane	ND		3.9	0.50	ug/Kg	☼	03/09/18 13:00	03/20/18 02:48	1
1,1-Dichloroethane	**0.52**	**J**	3.9	0.47	ug/Kg	☼	03/09/18 13:00	03/20/18 02:48	1
1,1-Dichloroethene	**2.7**	**J**	3.9	0.48	ug/Kg	☼	03/09/18 13:00	03/20/18 02:48	1
1,2,4-Trichlorobenzene	ND		3.9	0.24	ug/Kg	☼	03/09/18 13:00	03/20/18 02:48	1
1,2-Dibromo-3-Chloropropane	ND		3.9	1.9	ug/Kg	☼	03/09/18 13:00	03/20/18 02:48	1
1,2-Dibromoethane	ND		3.9	0.50	ug/Kg	☼	03/09/18 13:00	03/20/18 02:48	1
1,2-Dichlorobenzene	ND		3.9	0.30	ug/Kg	☼	03/09/18 13:00	03/20/18 02:48	1
1,2-Dichloroethane	ND		3.9	0.19	ug/Kg	☼	03/09/18 13:00	03/20/18 02:48	1
1,2-Dichloropropane	ND		3.9	1.9	ug/Kg	☼	03/09/18 13:00	03/20/18 02:48	1
1,3-Dichlorobenzene	ND		3.9	0.20	ug/Kg	☼	03/09/18 13:00	03/20/18 02:48	1
1,4-Dichlorobenzene	ND		3.9	0.54	ug/Kg	☼	03/09/18 13:00	03/20/18 02:48	1
2-Butanone (MEK)	ND		19	1.4	ug/Kg	☼	03/09/18 13:00	03/20/18 02:48	1
2-Hexanone	ND		19	1.9	ug/Kg	☼	03/09/18 13:00	03/20/18 02:48	1
4-Methyl-2-pentanone (MIBK)	ND		19	1.3	ug/Kg	☼	03/09/18 13:00	03/20/18 02:48	1

Client Sample ID: SB-21 (10-12)

Date Collected: 03/08/18 08:40
Date Received: 03/08/18 16:30

Lab Sample ID: 480-132403-7

Matrix: Solid
Percent Solids: 85.5

Method: 8260C - Volatile Organic Compounds by GC/MS (Continued)

Analyte	Result	Qualifier	RL	MDL	Unit	D	Prepared	Analyzed	Dil Fac
Acetone	19 UB ~~4.1~~ ~~J~~		19	3.3	ug/Kg	☼	03/09/18 13:00	03/20/18 02:48	1
Benzene	ND		3.9	0.19	ug/Kg	☼	03/09/18 13:00	03/20/18 02:48	1
Bromodichloromethane	ND		3.9	0.52	ug/Kg	☼	03/09/18 13:00	03/20/18 02:48	1
Bromoform	ND		3.9	1.9	ug/Kg	☼	03/09/18 13:00	03/20/18 02:48	1
Bromomethane	ND		3.9	0.35	ug/Kg	☼	03/09/18 13:00	03/20/18 02:48	1
Carbon disulfide	ND		3.9	1.9	ug/Kg	☼	03/09/18 13:00	03/20/18 02:48	1
Carbon tetrachloride	ND		3.9	0.38	ug/Kg	☼	03/09/18 13:00	03/20/18 02:48	1
Chlorobenzene	ND		3.9	0.51	ug/Kg	☼	03/09/18 13:00	03/20/18 02:48	1
Chloroethane	ND		3.9	0.88	ug/Kg	☼	03/09/18 13:00	03/20/18 02:48	1
Chloroform	ND		3.9	0.24	ug/Kg	☼	03/09/18 13:00	03/20/18 02:48	1
Chloromethane	ND		3.9	0.23	ug/Kg	☼	03/09/18 13:00	03/20/18 02:48	1
cis-1,2-Dichloroethene	**3.0**	**J**	3.9	0.50	ug/Kg	☼	03/09/18 13:00	03/20/18 02:48	1
cis-1,3-Dichloropropene	ND		3.9	0.56	ug/Kg	☼	03/09/18 13:00	03/20/18 02:48	1
Cyclohexane	ND		3.9	0.54	ug/Kg	☼	03/09/18 13:00	03/20/18 02:48	1
Dibromochloromethane	ND		3.9	0.50	ug/Kg	☼	03/09/18 13:00	03/20/18 02:48	1
Dichlorodifluoromethane	ND		3.9	0.32	ug/Kg	☼	03/09/18 13:00	03/20/18 02:48	1
Ethylbenzene	ND		3.9	0.27	ug/Kg	☼	03/09/18 13:00	03/20/18 02:48	1
Isopropylbenzene	ND		3.9	0.59	ug/Kg	☼	03/09/18 13:00	03/20/18 02:48	1
Methyl acetate	ND		19	2.3	ug/Kg	☼	03/09/18 13:00	03/20/18 02:48	1
Methyl tert-butyl ether	ND		3.9	0.38	ug/Kg	☼	03/09/18 13:00	03/20/18 02:48	1
Methylcyclohexane	ND		3.9	0.59	ug/Kg	☼	03/09/18 13:00	03/20/18 02:48	1
Methylene Chloride	3.9 UB ~~2.0~~ ~~J~~		3.9	1.8	ug/Kg	☼	03/09/18 13:00	03/20/18 02:48	1
Styrene	ND		3.9	0.19	ug/Kg	☼	03/09/18 13:00	03/20/18 02:48	1
Tetrachloroethene	ND		3.9	0.52	ug/Kg	☼	03/09/18 13:00	03/20/18 02:48	1
Toluene	ND		3.9	0.29	ug/Kg	☼	03/09/18 13:00	03/20/18 02:48	1
trans-1,2-Dichloroethene	**0.49**	**J**	3.9	0.40	ug/Kg	☼	03/09/18 13:00	03/20/18 02:48	1
trans-1,3-Dichloropropene	ND		3.9	1.7	ug/Kg	☼	03/09/18 13:00	03/20/18 02:48	1
Trichloroethene	ND		3.9	0.85	ug/Kg	☼	03/09/18 13:00	03/20/18 02:48	1
Trichlorofluoromethane	ND		3.9	0.37	ug/Kg	☼	03/09/18 13:00	03/20/18 02:48	1
Vinyl chloride	ND		3.9	0.47	ug/Kg	☼	03/09/18 13:00	03/20/18 02:48	1
Xylenes, Total	ND		7.8	0.65	ug/Kg	☼	03/09/18 13:00	03/20/18 02:48	1

Surrogate	*%Recovery*	*Qualifier*	*Limits*	*Prepared*	*Analyzed*	*Dil Fac*
1,2-Dichloroethane-d4 (Surr)	*106*		*64 - 126*	*03/09/18 13:00*	*03/20/18 02:48*	*1*
4-Bromofluorobenzene (Surr)	*99*		*72 - 126*	*03/09/18 13:00*	*03/20/18 02:48*	*1*
Dibromofluoromethane (Surr)	*100*		*60 - 140*	*03/09/18 13:00*	*03/20/18 02:48*	*1*
Toluene-d8 (Surr)	*97*		*71 - 125*	*03/09/18 13:00*	*03/20/18 02:48*	*1*

ARCADIS Design & Consultancy for natural and built assets

General Electric Company

Buffalo Service Shop

Tonawanda, New York

NYSDEC ID 915244; EPA ID NYD067539940

DATA USABILITY SUMMARY REPORT

Volatile Organic Compound (VOC) and Polychlorinated Biphenyl (PCB) Analyses

SDG #480-132432-1, and -2

Analyses Performed By:
TestAmerica Laboratories, Inc.
Amherst, New York

Report #29572R
Review Level: Tier III
Project: AP013103.1000.1000B

SUMMARY

This Data Usability Summary Report (DUSR) summarizes the review of Sample Delivery Groups (SDGs) #480-132432-1, and -2 for samples collected in association with The General Electric Company (GE) Buffalo Service Shop in Tonawanda, NY (NYSDEC ID 915244; EPA ID NYD067539940). The review was conducted as a Tier III evaluation and included review of laboratory analytical data package completeness. Field documentation was not included in this review. Included with this assessment are the post-validation annotated sample result sheets, and chain of custody (COC). Analyses were performed for volatile organic compounds (VOCs) and polychlorinated biphenyls (PCBs) on the following samples:

SDG	Sample ID	Lab ID	Matrix	Sample Collection Date	Parent Sample	Analysis	
						VOC	PCB
480-132432-1	SB-22 (6-8)	480-132432-2	Soil	3/9/2018		X	
	SB-19 (0-1)	480-132432-5	Soil	3/9/2018		X	
	SB-19 (1-2)	480-132432-6	Soil	3/9/2018		X	
	SB-19 (2-4)	480-132432-7	Soil	3/9/2018		X	
	SB-19 (8-10)	480-132432-10	Soil	3/9/2018		X	
480-132432-2	SB-22 (6-8)	480-132432-2	Soil	3/9/2018			X
	SB-19 (0-1)	480-132432-5	Soil	3/9/2018			X
	SB-19 (1-2)	480-132432-6	Soil	3/9/2018			X
	SB-19 (2-4)	480-132432-7	Soil	3/9/2018			X
	SB-19 (8-10)	480-132432-10	Soil	3/9/2018			X
	RB-1-3918	480-132432-12	Water	3/9/2018		X	X
	TB-1-3918	480-132432-13	Water	3/9/2018		X	

LABORATORY ANALYTICAL DATA PACKAGE DOCUMENTATION

The table below is the evaluation of the laboratory analytical data package completeness.

Items Reviewed	Reported		Performance Acceptable		Not Required
	No	Yes	No	Yes	
1. Sample receipt condition		X		X	
2. Requested analyses and sample results		X		X	
3. Master tracking list		X		X	
4. Methods of analysis		X		X	
5. Reporting limits		X		X	
6. Sample collection date		X		X	
7. Laboratory sample received date		X		X	
8. Sample preservation verification (as applicable)		X		X	
9. Sample preparation/extraction/analysis dates		X		X	
10. Fully executed COC form		X		X	
11. Narrative summary of quality assurance (QA) or sample problems provided		X		X	
12. Data Package Completeness and Compliance		X		X	

ORGANIC ANALYSIS INTRODUCTION

VOC and PCB analyses were performed according to United States Environmental Protection Agency (USEPA) SW-846 Methods 8260C and 8082A, respectively. Data were reviewed in accordance with the USEPA Region II validation guidelines *Validating Volatile Organic Compounds by Gas Chromatography/Mass Spectrometry SW-846 Method 8260B* (SOP #HW-24, October 2006) and *Validating PCB Compounds by Gas Chromatography SW-846 Method 8082A* (SOP #HW-45, October 2006); the USEPA *National Functional Guidelines for Organic Superfund Methods Data Review* (January 2017); USEPA *Contract Laboratory Program National Functional Guidelines for Organic Data Review* (October 1999); and the *RCRA Facility Investigation Work Plan for Sub-Slab Soils, Buffalo Service Shop* (November 2017).

The data review process is an evaluation of data on a technical basis rather than a determination of contract compliance. As such, the standards against which the data are being weighed may differ from those specified in the analytical method. It is assumed that the data package represents the best efforts of the laboratory and had already been subjected to adequate and sufficient quality review prior to submission.

During the review process, laboratory qualified and unqualified data are verified against the supporting documentation. Based on this evaluation, qualifier codes may be added, deleted, or modified by the data reviewer. Results are qualified with the following codes in accordance with USEPA National Functional Guidelines:

- Concentration (C) Qualifiers
  - U The compound was analyzed for but not detected. The associated value is the compound quantitation limit.
  - B The compound has been found in the sample as well as its associated blank, its presence in the sample may be suspect.
- Quantitation (Q) Qualifiers
  - E The compound was quantitated above the calibration range.
  - D Concentration is based on a diluted sample analysis.
- Validation Qualifiers
  - J The compound was positively identified; however, the associated numerical value is an estimated concentration only.
  - UJ The compound was not detected above the reported sample quantitation limit. However, the reported limit is approximate and may or may not represent the actual limit of quantitation.
  - JN The analysis indicates the presence of a compound for which there is presumptive evidence to make a tentative identification. The associated numerical value is an estimated concentration only.
  - UB Compound considered non-detect at the listed value due to associated blank contamination.
  - N The analysis indicates the presence of a compound for which there is presumptive evidence to make a tentative identification.
  - R The sample results are rejected.

The "R" flag means that the associated value is unusable. In other words, due to significant quality control (QC) problems, the analysis is invalid and provides no information as to whether the compound is present or not. "R" values should not appear on data tables because they cannot be relied upon. It is also important to note that while strict QC serves to increase confidence in data, any value potentially contains error.

VOLATILE ORGANIC COMPOUND ANALYSES

1. Holding Times

The specified holding times for the following methods are presented in the following table.

Method	Matrix	Holding Time	Preservation
SW-846 8260C	Water	14 days from collection to analysis	Cool to <6°C; preserved to a pH of less than 2
	Soil	48 hours from collection to extraction and 14 days from extraction to analysis	Cool to <6 °C.

All samples were analyzed within the specified holding time criteria.

2. Blank Contamination

QA blanks (i.e., method and rinse blanks) are prepared to identify contamination which may have been introduced into the samples during sample preparation or field activity. Method blanks measure laboratory contamination. Rinse blanks measure contamination of samples during field operations.

A blank action level (BAL) of five times the concentration of a detected compound in an associated blank (common laboratory contaminant compounds methylene chloride, 2-butanone, and acetone are calculated at ten times) is calculated for QA blanks containing concentrations greater than the method detection limit (MDL). The BAL is compared to the associated sample results to determine if qualification of the sample results is appropriate.

All compounds associated with the QA blanks exhibited a concentration less than the MDL, with the exception of the compounds listed in the following table. Sample results less than the BAL associated with the following sample locations were qualified as listed in the following table.

Sample Locations	Analyte	Sample Result	Qualification
SB-22 (6-8) SB-19 (0-1) SB-19 (8-10)	Acetone (RB)	Detected sample results <RL and <BAL	"UB" at the RL
SB-19 (1-2) SB-19 (2-4)		Detected sample results >RL and <BAL	"UB" at detected sample concentration

Note:
RL Reporting limit
RB Rinse Blank

3. Mass Spectrometer Tuning

Mass spectrometer performance was acceptable and all analyses were performed within a 12-hour tune clock.

System performance and column resolution were acceptable.

4. Calibration

Satisfactory instrument calibration is established to ensure that the instrument is capable of producing acceptable quantitative data. An initial calibration demonstrates that the instrument is capable of acceptable performance at the beginning of an experimental sequence. The continuing calibration verifies that the instrument daily performance is satisfactory.

4.1 Initial Calibration

The method specifies percent relative standard deviation (%RSD) and relative response factor (RRF) limits for select compounds only. A technical review of the data applies limits to all compounds with no exceptions.

All target compounds associated with the initial calibration standards must exhibit a %RSD less than the control limit (20%) or a correlation coefficient greater than 0.99 and an RRF value greater than control limit (0.05).

All compounds associated with the initial calibrations were within the specified control limits.

4.2 Continuing Calibration

All target compounds associated with the continuing calibration verification (CCV) standard must exhibit a percent difference (%D) less than the control limit (20%) and RRF value greater than control limit (0.05).

All compounds associated with the calibrations were within the specified control limits, with the exception of the compounds presented in the following table.

Sample Locations	Initial/Continuing	Compound	Criteria
SB-22 (6-8) SB-19 (0-1) SB-19 (2-4) SB-19 (8-10)	CCV %D	Trichlorofluoromethane	+39.1%
		Acetone	+25.8%
		Methyl acetate	+28.1%
		2-Butanone (MEK)	+21.5%
		1,1,1-Trichloroethane	+25.9%
		Carbon tetrachloride	+33.5%
		4-Methyl-2-pentanone (MIBK)	+21.6%
		2-Hexanone	+28.2%
		Dibromochloromethane	+23.4%
		Bromoform	+20.1%
		1,2-Dibromo-3-Chloropropane	+27.9%
SB-19 (1-2)	CCV %D	Dichlorodifluoromethane	+25.8%
		Carbon tetrachloride	+23.4%

The criteria used to evaluate the initial and continuing calibration are presented in the following table. In the case of a calibration deviation, the sample results are qualified.

Initial/Continuing	Criteria	Sample Result	Qualification
Initial and Continuing Calibration	RRF <0.05	Non-detect	R
		Detect	J
	RRF <0.01[1]	Non-detect	R
		Detect	J
	RRF >0.05 or RRF >0.01[1]	Non-detect	No Action
		Detect	
Initial Calibration	%RSD > 15% or a correlation coefficient <0.99	Non-detect	UJ
		Detect	J
	%RSD >90%	Non-detect	R
		Detect	J
Continuing Calibration	%D >20% (increase in sensitivity)	Non-detect	No Action
		Detect	J
	%D >20% (decrease in sensitivity)	Non-detect	UJ
		Detect	J

Note:

[1]RRF of 0.01 only applies to compounds which are typically poor responding compounds (i.e., ketones, 1,4-dioxane, etc.)

5. Surrogates/System Monitoring Compounds

All samples to be analyzed for organic compounds are spiked with surrogate compounds prior to sample preparation to evaluate overall laboratory performance and efficiency of the analytical technique. VOC analysis requires that all surrogates associated with the analysis exhibit recoveries within the laboratory-established acceptance limits.

All surrogate recoveries were within control limits.

6. Internal Standard Performance

Internal standard performance criteria ensure that the GC/MS sensitivity and response are stable during every sample analysis. The criterion requires the internal standard compounds associated with the VOC exhibit area counts that are not greater than two times (+100%) or less than one-half (-50%) of the area counts of the associated continuing calibration standard.

All internal standard responses were within control limits.

7. Matrix Spike/Matrix Spike Duplicate Analysis

Matrix Spike/Matrix Spike Duplicate (MS/MSD) data are used to assess the precision and accuracy of the analytical method. The compounds used to perform the MS/MSD analysis must exhibit a percent recovery within the laboratory-established acceptance limits. The relative percent difference (RPD) between the MS/MSD recoveries must be within the laboratory-established acceptance limits.

Note: The MS/MSD recovery control limits do not apply for MS/MSD performed on sample locations where the compound concentration detected in the parent sample exceeds the MS/MSD concentration by a factor of four or greater.

The MS/MSD analysis was not performed on a sample within this data set.

8. Laboratory Control Sample Analysis

The Laboratory Control Sample (LCS) analysis is used to assess the accuracy of the analytical method independent of matrix interferences. The compounds associated with the LCS analysis must exhibit a percent recovery within the laboratory-established acceptance limits.

All compounds associated with the LCS analysis exhibited recoveries within the acceptance limits.

9. Field Duplicate Analysis

Field duplicate analysis is used to assess the overall precision of the field sampling procedures and analytical method. For soil matrices, a control limit of 50% is applied to the RPD between the parent sample and the field duplicate. In the instance when the parent and/or duplicate sample concentrations are less than or equal to 5 times the reporting limit (RL), a control limit of three times the RL is applied for soil matrices.

A field duplicate was not performed on a sample within this data set.

10. Compound Identification

Compounds are identified on the gas chromatography/mass spectrometry (GC/MS) by using the analytes relative retention time and ion spectra.

All identified compounds met the specified criteria.

11. System Performance and Overall Assessment

Overall system performance was acceptable. Other than for those deviations specifically mentioned in this review, the overall data quality is within the guidelines specified in the method.

DATA VALIDATION CHECKLIST FOR VOCs

VOCs: SW-846 8260C	Reported		Performance Acceptable		Not Required
	No	Yes	No	Yes	
GAS CHROMATOGRAPHY/MASS SPECTROMETRY (GC/MS)					
Tier II Validation					
Holding times		X		X	
Reporting limits (units)		X		X	
Blanks					
A. Method blanks		X		X	
B. Equipment blanks		X		X	
C. Trip blanks		X	X		
Laboratory Control Sample (LCS) %R		X	X		
Laboratory Control Sample Duplicate (LCSD) %R	X				X
LCS/LCSD Precision (RPD)	X				X
Matrix Spike (MS) %R	X				X
Matrix Spike Duplicate (MSD) %R	X				X
MS/MSD Precision (RPD)	X				X
Field/Lab Duplicate (RPD)	X				X
Surrogate Spike Recoveries		X		X	
Dilution Factor		X		X	
Moisture Content		X		X	
Tier III Validation					
System performance and column resolution		X		X	
Initial calibration %RSDs		X		X	
Continuing calibration RRFs		X		X	
Continuing calibration %Ds		X	X		
Instrument tune and performance check		X		X	
Ion abundance criteria for each instrument used		X		X	
Internal standard		X		X	
Compound identification and quantitation					
A. Reconstructed ion chromatograms		X		X	
B. Quantitation Reports		X		X	

VOCs: SW-846 8260C	Reported		Performance Acceptable		Not Required
	No	Yes	No	Yes	
GAS CHROMATOGRAPHY/MASS SPECTROMETRY (GC/MS)					
C. RT of sample compounds within the established RT windows		X		X	
D. Transcription/calculation errors present		X		X	
E. Reporting limits adjusted to reflect sample dilutions		X		X	

Notes:

%RSD Percent Relative standard deviation
%R Percent recovery
%D Percent difference
RPD Relative percent difference
RT Retention time
RRF Relative response factor

POLYCHLORINATED BIPHENYL ANALYSES

1. Holding Times

The specified holding times for the following methods are presented in the following table.

Method	Matrix	Holding Time	Preservation
SW-846 8082A	Water	7 days from collection to extraction and 40 days from extraction to analysis	Cool to <6°C
	Soil	14 days from collection to extraction and 40 days from extraction to analysis	Cool to <6 °C

Note:
The holding times above are recommendations. PCBs are very stable in a variety of matrices, and holding times, under the conditions listed above, may be as long as a year per SW-846 8082A (February 2007).

All samples were analyzed within the specified holding time criteria.

2. Blank Contamination

QA blanks (i.e., method and rinse blanks) are prepared to identify contamination which may have been introduced into the samples during sample preparation or field activity. Method blanks measure laboratory contamination. Rinse blanks measure contamination of samples during field operations.

A BAL of five times the concentration of a detected Aroclor in an associated blank is calculated for QA blanks containing concentrations greater than the MDL. The BAL is compared to the associated sample results to determine if qualification of the sample results is appropriate.

Compounds were not detected above the MDL in the associated blanks; therefore, detected sample results were not associated with blank contamination and no qualification of the sample results was required.

3. Calibration

Satisfactory instrument calibration is established to ensure that the instrument is capable of producing acceptable quantitative data. An initial calibration demonstrates that the instrument is capable of acceptable performance at the beginning of an experimental sequence. The continuing calibration verifies that the instrument daily performance is satisfactory.

3.1 Initial Calibration

A maximum RSD of 20% is allowed or a correlation coefficient greater than 0.99. Multiple-point calibrations were performed for all Aroclors.

All Aroclors associated with the initial calibrations were within the specified control limits.

3.2 Continuing Calibration

All target compounds associated with the CCV standard must exhibit a %D less than the control limit (20%).

All Aroclors associated with continuing calibrations were within the specified control limits.

4. Surrogates/System Monitoring Compounds

All samples to be analyzed for organic compounds are spiked with surrogate compounds prior to sample preparation to evaluate overall laboratory performance and efficiency of the analytical technique. PCB analysis requires that the two PCB surrogate compounds exhibit recoveries within the laboratory-established acceptance limits.

Sample locations associated with surrogates exhibiting recoveries outside of the control limits presented in the following table.

Sample Locations	Surrogate	Recovery
SB-19 (1-2)	Tetrachloro-m-xylene	> UL
	Decachlorobiphenyl	AC
SB-19 (2-4)	Tetrachloro-m-xylene	> UL
	Decachlorobiphenyl	> UL

Notes:
Upper control limit (UL)
Acceptable (AC)

The criteria used to evaluate the surrogate recoveries are presented in the following table. In the case of a surrogate deviation, the sample results are qualified as documented in the table below.

Control Limit	Sample Result	Qualification
> the upper control limit (UL)	Non-detect	No Action
	Detect	J
< the lower control limit (LL) but > 10%	Non-detect	UJ
	Detect	J
< 10%	Non-detect	R
	Detect	J
One surrogate exhibiting recovery outside the control limits but > 10%	Non-detect	No Action
	Detect	

5. Matrix Spike/Matrix Spike Duplicate Analysis

MS/MSD data are used to assess the precision and accuracy of the analytical method. The Aroclors used to perform the MS/MSD analysis must exhibit a percent recovery within the laboratory-established acceptance limits. The relative percent difference between the MS/MSD recoveries must exhibit an RPD within the laboratory-established acceptance limits.

Note: The MS/MSD recovery control limits do not apply for MS/MSD performed on sample locations where the Aroclor concentration detected in the parent sample exceeds the MS/MSD concentration by a factor of four or greater.

The MS/MSD analysis was not performed on a sample within this data set.

6. Laboratory Control Sample/Laboratory Control Sample Duplicate Analysis

The LCS/Laboratory Control Sample Duplicate (LCSD) analysis is used to assess the accuracy of the analytical method independent of matrix interferences. The compounds associated with the LCS/LCSD analysis must exhibit a percent recovery within the laboratory-established acceptance limits.

Sample locations associated with LCS/LCSD analysis exhibiting recoveries outside of the control limits presented in the following table.

Sample Locations	Compound	LCS Recovery	LCSD Recovery
RB-1-3918	Aroclor 1016 Aroclor 1260	AC	>UL

Note:

AC Acceptable

The criteria used to evaluate the LCS/LCSD recoveries are presented in the following table. In the case of an LCS/LCSD deviation, the sample results are qualified as documented in the table below.

Control Limit	Sample Result	Qualification
> the upper control limit (UL)	Non-detect	No Action
	Detect	J
< the lower control limit (LL) but > 10%	Non-detect	UJ
	Detect	J
< 10%	Non-detect	R
	Detect	J

7. Field Duplicate Analysis

Field duplicate analysis is used to assess the overall precision of the field sampling procedures and analytical method. For soil matrices, a control limit of 50% is applied to the RPD between the parent sample and the field duplicate. In the instance when the parent and/or duplicate sample concentrations are less than or equal to 5 times the RL, a control limit of three times the RL is applied for soil matrices.

A field duplicate was not performed on a sample within this data set.

8. Compound Identification

The retention times of all quantitated peaks must fall within the calculated retention time windows for both the primary and confirmation columns. When dual column analysis is performed the relative percent difference of detected sample results must be less than 25%.

The dual column analysis exhibited an acceptable %RPD between columns.

9. System Performance and Overall Assessment

Overall system performance was acceptable. Other than for those deviations specifically mentioned in this review, the overall data quality is within the guidelines specified in the method.

DATA VALIDATION CHECKLIST FOR PCBs

PCBs: SW-846 8082A	Reported		Performance Acceptable		Not Required
	No	Yes	No	Yes	
GAS CHROMATOGRAPHY (GC/ECD)					
Tier II Validation					
Holding times		X		X	
Reporting limits (units)		X		X	
Blanks					
A. Method blanks		X		X	
B. Equipment blanks		X		X	
Laboratory Control Sample (LCS) %R		X		X	
Laboratory Control Sample Duplicate (LCSD) %R		X	X		
LCS/LCSD Precision (RPD)		X		X	
Matrix Spike (MS) %R	X				X
Matrix Spike Duplicate (MSD) %R	X				X
MS/MSD Precision (RPD)	X				X
Field/Lab Duplicate (RPD)	X				X
Surrogate Spike Recoveries		X	X		
Column (RPD) (If dual column is performed-not confirmation purposes only)		X		X	
Dilution Factor		X		X	
Moisture Content		X		X	
Tier III Validation					
Initial calibration %RSDs		X		X	
Continuing calibration %Ds		X		X	
System performance and column resolution		X		X	
Compound identification and quantitation					
A. Quantitation Reports		X		X	
B. RT of sample compounds within the established RT windows		X		X	
C. Pattern identification		X		X	
D. Transcription/calculation errors present		X		X	
E. Reporting limits adjusted to reflect sample dilutions		X		X	

Notes:

%RSD Percent Relative standard deviation
%R Percent recovery
%D Percent difference
RPD Relative percent difference
RT Retention time

SAMPLE COMPLIANCE REPORT

SAMPLE COMPLIANCE REPORT

Sample Delivery Group (SDG)	Sampling Date	Protocol	Sample ID	Matrix	Compliancy[1]		Noncompliance
					VOC	PCB	
480-132432-1	3/9/2018	SW846	SB-22 (6-8)	Soil	No	--	VOC – Blank contamination
	3/9/2018	SW846	SB-19 (0-1)	Soil	No	--	VOC – Blank contamination
	3/9/2018	SW846	SB-19 (1-2)	Soil	No	--	VOC – Blank contamination
	3/9/2018	SW846	SB-19 (2-4)	Soil	No	--	VOC – Blank contamination
	3/9/2018	SW846	SB-19 (8-10)	Soil	No	--	VOC – Blank contamination
480-132432-2	3/9/2018	SW846	SB-22 (6-8)	Soil	--	Yes	
	3/9/2018	SW846	SB-19 (0-1)	Soil	--	Yes	
	3/9/2018	SW846	SB-19 (1-2)	Soil	--	Yes	
	3/9/2018	SW846	SB-19 (2-4)	Soil	--	Yes	
	3/9/2018	SW846	SB-19 (8-10)	Soil	--	Yes	
	3/9/2018	SW846	RB-1-3918	Water	Yes	Yes	
	3/9/2018	SW846	TB-1-3918	Water	--	Yes	

Note:

1 Samples which are compliant with no added validation qualifiers are listed as "yes". Samples which are non-compliant or which have added qualifiers are listed as "no". A "no" designation does not necessarily indicate that the data have been rejected or are otherwise unusable.

VALIDATION PERFORMED BY: Andrew Korycinski

SIGNATURE:

DATE: April 17, 2018

PEER REVIEW: Dennis Capria

DATE: April 23, 2018

CHAIN OF CUSTODY

CORRECTED SAMPLE ANALYSIS DATA SHEETS

ARCADIS Design & Consultancy for natural and built assets

ID#:

CHAIN OF CUSTODY LABORATORY ANALYSIS REQUEST FORM

Lab Work Order # **48017567**

Send Results to:

Contact & Company Name: David Cornell Arcadis	Telephone: (315) 671-9379
Address: 110 W. Fayette Street, Suite 300	Fax:
City State Zip: Syracuse, NY 13202	E-mail Address: David.Cornell@arcadis.com
Project Name/Location (City, State): GE-Tonawanda, NY	Project #: APO131O3.1000
Sampler's Printed Name: Joshua Miller	Sampler's Signature:

Preservative	E	FGE	E	EFG	B	E
Filtered (✓)						
# of Containers	1	4	1	4	3	2
Container Information	7	1,9	7	1,9	1	2 5mL amber

PARAMETER ANALYSIS & METHOD

Sample ID	Collection Date	Collection Time	Type Comp	Type Grab	Matrix	8082A PCBs	8260C VOCs 5 Day TAT*	8082 PCBs Archive*	8260C VOCs Archive*	8260C VOCs	8082A PCBs	
SB-22 (4-6)	3/9/18	7:50	x		SO			X	X			
SB-22 (6-8)		8:00				X	X					
SB-22 (8-10)		8:15						X	X			
SB-22 (10-12)		8:30						X	X			
SB-19 (0-2)		9:00				X	X					
SB-19 (2-4)		9:10				X	X					
SB-19 (4-6)		9:35				X	X					
SB-19 (6-8)		9:55						X	X			
SB-19 (8-10)		10:20						X	X			
SB-19 (10-12)		10:35				X	X					
RB-1-3918		10:45						X	X			
TB-1-3918		11:00			W					X	X	
		LAB PROVIDED			W					X		

Keys

Preservation Key:	Container Information Key:
A. H2SO4	1. 40 mL Vial
B. HCL	2. 1 L Amber
C. HNO3	3. 250 mL Plastic
D.NaOH	4. 500 mL Plastic
E. None	5. Encore
F. MeOH	6. 2 oz. Glass
G. DI	7. 4 oz. Glass
H.	8. 8 oz. Glass
	9. 125 mL Plastic
	10. 4 oz. Amber

Matrix Key:

SO- Soil	SE- Sediment	NL- NAPL/Oil
W- Water	SL- Sludge	SW- Sample Wipe
T- Tissue	A- Air	

REMARKS

480-132432 COC

Special Instructions/Comments:

☐ Special QA/QC Instructions (✓)

Laboratory Information and Receipt		Relinquished By	Received By	Relinquished By	Laboratory Received By
Lab Name: Test America	Cooler Custody Seal (✓)	Printed Name: Joshua Miller	Printed Name: RINECKI	Printed Name:	Printed Name:
☑ Cooler packed with ice (✓)	☐ Intact ☐ Not Intact	Signature:	Signature:	Signature:	Signature:
Specify Turnaround Requirements: Standard	Sample Receipt:	Firm: Arcadis	Firm: DAB	Firm:	Firm:
Shipping Tracking #:	Condition/Cooler Temp: 3.6	Date/Time: 3/9/18 / 11:45	Date/Time: 3/9/18 1145	Date/Time:	Date/Time:

ID # 85704.1

#1

Page 191 of 192

03/15/2018

Client Sample ID: SB-22 (6-8)

Date Collected: 03/09/18 08:00
Date Received: 03/09/18 11:45

Lab Sample ID: 480-132432-2

Matrix: Solid
Percent Solids: 86.7

Method: 8260C - Volatile Organic Compounds by GC/MS

Analyte	Result	Qualifier	RL	MDL	Unit	D	Prepared	Analyzed	Dil Fac
1,1,1-Trichloroethane	ND		3.9	0.29	ug/Kg	☼	03/10/18 06:00	03/13/18 13:55	1
1,1,2,2-Tetrachloroethane	ND		3.9	0.64	ug/Kg	☼	03/10/18 06:00	03/13/18 13:55	1
1,1,2-Trichloro-1,2,2-trifluoroethane	ND		3.9	0.90	ug/Kg	☼	03/10/18 06:00	03/13/18 13:55	1
1,1,2-Trichloroethane	ND		3.9	0.51	ug/Kg	☼	03/10/18 06:00	03/13/18 13:55	1
1,1-Dichloroethane	ND		3.9	0.48	ug/Kg	☼	03/10/18 06:00	03/13/18 13:55	1
1,1-Dichloroethene	ND		3.9	0.48	ug/Kg	☼	03/10/18 06:00	03/13/18 13:55	1
1,2,4-Trichlorobenzene	ND		3.9	0.24	ug/Kg	☼	03/10/18 06:00	03/13/18 13:55	1
1,2-Dibromo-3-Chloropropane	ND		3.9	2.0	ug/Kg	☼	03/10/18 06:00	03/13/18 13:55	1
1,2-Dibromoethane	ND		3.9	0.51	ug/Kg	☼	03/10/18 06:00	03/13/18 13:55	1
1,2-Dichlorobenzene	ND		3.9	0.31	ug/Kg	☼	03/10/18 06:00	03/13/18 13:55	1
1,2-Dichloroethane	ND		3.9	0.20	ug/Kg	☼	03/10/18 06:00	03/13/18 13:55	1
1,2-Dichloropropane	ND		3.9	2.0	ug/Kg	☼	03/10/18 06:00	03/13/18 13:55	1
1,3-Dichlorobenzene	ND		3.9	0.20	ug/Kg	☼	03/10/18 06:00	03/13/18 13:55	1
1,4-Dichlorobenzene	ND		3.9	0.55	ug/Kg	☼	03/10/18 06:00	03/13/18 13:55	1
2-Butanone (MEK)	ND		20	1.4	ug/Kg	☼	03/10/18 06:00	03/13/18 13:55	1
2-Hexanone	ND		20	2.0	ug/Kg	☼	03/10/18 06:00	03/13/18 13:55	1
4-Methyl-2-pentanone (MIBK)	ND		20	1.3	ug/Kg	☼	03/10/18 06:00	03/13/18 13:55	1
Acetone	20 UB	~~6.8 J~~	20	3.3	ug/Kg	☼	03/10/18 06:00	03/13/18 13:55	1
Benzene	ND		3.9	0.19	ug/Kg	☼	03/10/18 06:00	03/13/18 13:55	1
Bromodichloromethane	ND		3.9	0.53	ug/Kg	☼	03/10/18 06:00	03/13/18 13:55	1
Bromoform	ND		3.9	2.0	ug/Kg	☼	03/10/18 06:00	03/13/18 13:55	1
Bromomethane	ND		3.9	0.35	ug/Kg	☼	03/10/18 06:00	03/13/18 13:55	1
Carbon disulfide	ND		3.9	2.0	ug/Kg	☼	03/10/18 06:00	03/13/18 13:55	1
Carbon tetrachloride	ND		3.9	0.38	ug/Kg	☼	03/10/18 06:00	03/13/18 13:55	1
Chlorobenzene	ND		3.9	0.52	ug/Kg	☼	03/10/18 06:00	03/13/18 13:55	1
Chloroethane	ND		3.9	0.89	ug/Kg	☼	03/10/18 06:00	03/13/18 13:55	1
Chloroform	ND		3.9	0.24	ug/Kg	☼	03/10/18 06:00	03/13/18 13:55	1
Chloromethane	ND		3.9	0.24	ug/Kg	☼	03/10/18 06:00	03/13/18 13:55	1
cis-1,2-Dichloroethene	ND		3.9	0.50	ug/Kg	☼	03/10/18 06:00	03/13/18 13:55	1
cis-1,3-Dichloropropene	ND		3.9	0.57	ug/Kg	☼	03/10/18 06:00	03/13/18 13:55	1
Cyclohexane	ND		3.9	0.55	ug/Kg	☼	03/10/18 06:00	03/13/18 13:55	1
Dibromochloromethane	ND		3.9	0.50	ug/Kg	☼	03/10/18 06:00	03/13/18 13:55	1
Dichlorodifluoromethane	ND		3.9	0.33	ug/Kg	☼	03/10/18 06:00	03/13/18 13:55	1
Ethylbenzene	ND		3.9	0.27	ug/Kg	☼	03/10/18 06:00	03/13/18 13:55	1
Isopropylbenzene	ND		3.9	0.59	ug/Kg	☼	03/10/18 06:00	03/13/18 13:55	1
Methyl acetate	ND		20	2.4	ug/Kg	☼	03/10/18 06:00	03/13/18 13:55	1
Methyl tert-butyl ether	ND		3.9	0.39	ug/Kg	☼	03/10/18 06:00	03/13/18 13:55	1
Methylcyclohexane	ND		3.9	0.60	ug/Kg	☼	03/10/18 06:00	03/13/18 13:55	1
Methylene Chloride	2.1	J	3.9	1.8	ug/Kg	☼	03/10/18 06:00	03/13/18 13:55	1
Styrene	ND		3.9	0.20	ug/Kg	☼	03/10/18 06:00	03/13/18 13:55	1
Tetrachloroethene	ND		3.9	0.53	ug/Kg	☼	03/10/18 06:00	03/13/18 13:55	1
Toluene	ND		3.9	0.30	ug/Kg	☼	03/10/18 06:00	03/13/18 13:55	1
trans-1,2-Dichloroethene	ND		3.9	0.41	ug/Kg	☼	03/10/18 06:00	03/13/18 13:55	1
trans-1,3-Dichloropropene	ND		3.9	1.7	ug/Kg	☼	03/10/18 06:00	03/13/18 13:55	1
Trichloroethene	ND		3.9	0.87	ug/Kg	☼	03/10/18 06:00	03/13/18 13:55	1
Trichlorofluoromethane	ND		3.9	0.37	ug/Kg	☼	03/10/18 06:00	03/13/18 13:55	1
Vinyl chloride	ND		3.9	0.48	ug/Kg	☼	03/10/18 06:00	03/13/18 13:55	1
Xylenes, Total	ND		7.9	0.66	ug/Kg	☼	03/10/18 06:00	03/13/18 13:55	1

Client Sample ID: SB-22 (6-8)

Date Collected: 03/09/18 08:00
Date Received: 03/09/18 11:45

Lab Sample ID: 480-132432-2

Matrix: Solid
Percent Solids: 86.7

Surrogate	%Recovery	Qualifier	Limits	Prepared	Analyzed	Dil Fac
1,2-Dichloroethane-d4 (Surr)	122		64 - 126	03/10/18 06:00	03/13/18 13:55	1
4-Bromofluorobenzene (Surr)	98		72 - 126	03/10/18 06:00	03/13/18 13:55	1
Dibromofluoromethane (Surr)	112		60 - 140	03/10/18 06:00	03/13/18 13:55	1
Toluene-d8 (Surr)	97		71 - 125	03/10/18 06:00	03/13/18 13:55	1

Client Sample ID: SB-19 (0-1)

Date Collected: 03/09/18 09:00
Date Received: 03/09/18 11:45

Lab Sample ID: 480-132432-5

Matrix: Solid
Percent Solids: 82.9

Method: 8260C - Volatile Organic Compounds by GC/MS

Analyte	Result	Qualifier	RL	MDL	Unit	D	Prepared	Analyzed	Dil Fac
1,1,1-Trichloroethane	ND		3.9	0.28	ug/Kg	☼	03/10/18 06:00	03/13/18 14:20	1
1,1,2,2-Tetrachloroethane	ND		3.9	0.63	ug/Kg	☼	03/10/18 06:00	03/13/18 14:20	1
1,1,2-Trichloro-1,2,2-trifluoroethane	ND		3.9	0.89	ug/Kg	☼	03/10/18 06:00	03/13/18 14:20	1
1,1,2-Trichloroethane	ND		3.9	0.51	ug/Kg	☼	03/10/18 06:00	03/13/18 14:20	1
1,1-Dichloroethane	ND		3.9	0.48	ug/Kg	☼	03/10/18 06:00	03/13/18 14:20	1
1,1-Dichloroethene	ND		3.9	0.48	ug/Kg	☼	03/10/18 06:00	03/13/18 14:20	1
1,2,4-Trichlorobenzene	ND		3.9	0.24	ug/Kg	☼	03/10/18 06:00	03/13/18 14:20	1
1,2-Dibromo-3-Chloropropane	ND		3.9	2.0	ug/Kg	☼	03/10/18 06:00	03/13/18 14:20	1
1,2-Dibromoethane	ND		3.9	0.50	ug/Kg	☼	03/10/18 06:00	03/13/18 14:20	1
1,2-Dichlorobenzene	ND		3.9	0.31	ug/Kg	☼	03/10/18 06:00	03/13/18 14:20	1
1,2-Dichloroethane	ND		3.9	0.20	ug/Kg	☼	03/10/18 06:00	03/13/18 14:20	1
1,2-Dichloropropane	ND		3.9	2.0	ug/Kg	☼	03/10/18 06:00	03/13/18 14:20	1
1,3-Dichlorobenzene	ND		3.9	0.20	ug/Kg	☼	03/10/18 06:00	03/13/18 14:20	1
1,4-Dichlorobenzene	ND		3.9	0.55	ug/Kg	☼	03/10/18 06:00	03/13/18 14:20	1
2-Butanone (MEK)	ND		20	1.4	ug/Kg	☼	03/10/18 06:00	03/13/18 14:20	1
2-Hexanone	ND		20	2.0	ug/Kg	☼	03/10/18 06:00	03/13/18 14:20	1
4-Methyl-2-pentanone (MIBK)	ND		20	1.3	ug/Kg	☼	03/10/18 06:00	03/13/18 14:20	1
Acetone	20 UB	~~9.4 J~~	20	3.3	ug/Kg	☼	03/10/18 06:00	03/13/18 14:20	1
Benzene	ND		3.9	0.19	ug/Kg	☼	03/10/18 06:00	03/13/18 14:20	1
Bromodichloromethane	ND		3.9	0.52	ug/Kg	☼	03/10/18 06:00	03/13/18 14:20	1
Bromoform	ND		3.9	2.0	ug/Kg	☼	03/10/18 06:00	03/13/18 14:20	1
Bromomethane	ND		3.9	0.35	ug/Kg	☼	03/10/18 06:00	03/13/18 14:20	1
Carbon disulfide	ND		3.9	2.0	ug/Kg	☼	03/10/18 06:00	03/13/18 14:20	1
Carbon tetrachloride	ND		3.9	0.38	ug/Kg	☼	03/10/18 06:00	03/13/18 14:20	1
Chlorobenzene	ND		3.9	0.52	ug/Kg	☼	03/10/18 06:00	03/13/18 14:20	1
Chloroethane	ND		3.9	0.88	ug/Kg	☼	03/10/18 06:00	03/13/18 14:20	1
Chloroform	ND		3.9	0.24	ug/Kg	☼	03/10/18 06:00	03/13/18 14:20	1
Chloromethane	ND		3.9	0.24	ug/Kg	☼	03/10/18 06:00	03/13/18 14:20	1
cis-1,2-Dichloroethene	ND		3.9	0.50	ug/Kg	☼	03/10/18 06:00	03/13/18 14:20	1
cis-1,3-Dichloropropene	ND		3.9	0.56	ug/Kg	☼	03/10/18 06:00	03/13/18 14:20	1
Cyclohexane	ND		3.9	0.55	ug/Kg	☼	03/10/18 06:00	03/13/18 14:20	1
Dibromochloromethane	ND		3.9	0.50	ug/Kg	☼	03/10/18 06:00	03/13/18 14:20	1
Dichlorodifluoromethane	ND		3.9	0.32	ug/Kg	☼	03/10/18 06:00	03/13/18 14:20	1
Ethylbenzene	ND		3.9	0.27	ug/Kg	☼	03/10/18 06:00	03/13/18 14:20	1
Isopropylbenzene	ND		3.9	0.59	ug/Kg	☼	03/10/18 06:00	03/13/18 14:20	1
Methyl acetate	ND		20	2.4	ug/Kg	☼	03/10/18 06:00	03/13/18 14:20	1
Methyl tert-butyl ether	ND		3.9	0.38	ug/Kg	☼	03/10/18 06:00	03/13/18 14:20	1
Methylcyclohexane	ND		3.9	0.59	ug/Kg	☼	03/10/18 06:00	03/13/18 14:20	1
Methylene Chloride	ND		3.9	1.8	ug/Kg	☼	03/10/18 06:00	03/13/18 14:20	1

Client Sample ID: SB-19 (0-1)

Date Collected: 03/09/18 09:00
Date Received: 03/09/18 11:45

Lab Sample ID: 480-132432-5

Matrix: Solid
Percent Solids: 82.9

Method: 8260C - Volatile Organic Compounds by GC/MS (Continued)

Analyte	Result	Qualifier	RL	MDL	Unit	D	Prepared	Analyzed	Dil Fac
Styrene	ND		3.9	0.20	ug/Kg	☼	03/10/18 06:00	03/13/18 14:20	1
Tetrachloroethene	ND		3.9	0.53	ug/Kg	☼	03/10/18 06:00	03/13/18 14:20	1
Toluene	ND		3.9	0.30	ug/Kg	☼	03/10/18 06:00	03/13/18 14:20	1
trans-1,2-Dichloroethene	ND		3.9	0.40	ug/Kg	☼	03/10/18 06:00	03/13/18 14:20	1
trans-1,3-Dichloropropene	ND		3.9	1.7	ug/Kg	☼	03/10/18 06:00	03/13/18 14:20	1
Trichloroethene	ND		3.9	0.86	ug/Kg	☼	03/10/18 06:00	03/13/18 14:20	1
Trichlorofluoromethane	ND		3.9	0.37	ug/Kg	☼	03/10/18 06:00	03/13/18 14:20	1
Vinyl chloride	ND		3.9	0.48	ug/Kg	☼	03/10/18 06:00	03/13/18 14:20	1
Xylenes, Total	ND		7.8	0.66	ug/Kg	☼	03/10/18 06:00	03/13/18 14:20	1

Surrogate	*%Recovery*	*Qualifier*	*Limits*	*Prepared*	*Analyzed*	*Dil Fac*
1,2-Dichloroethane-d4 (Surr)	*124*		*64 - 126*	*03/10/18 06:00*	*03/13/18 14:20*	*1*
4-Bromofluorobenzene (Surr)	*97*		*72 - 126*	*03/10/18 06:00*	*03/13/18 14:20*	*1*
Dibromofluoromethane (Surr)	*112*		*60 - 140*	*03/10/18 06:00*	*03/13/18 14:20*	*1*
Toluene-d8 (Surr)	*98*		*71 - 125*	*03/10/18 06:00*	*03/13/18 14:20*	*1*

Client Sample ID: SB-19 (1-2)

Date Collected: 03/09/18 09:10
Date Received: 03/09/18 11:45

Lab Sample ID: 480-132432-6

Matrix: Solid
Percent Solids: 78.8

Method: 8260C - Volatile Organic Compounds by GC/MS

Analyte	Result	Qualifier	RL	MDL	Unit	D	Prepared	Analyzed	Dil Fac
1,1,1-Trichloroethane	ND		4.3	0.31	ug/Kg	☼	03/10/18 06:00	03/14/18 09:01	1
1,1,2,2-Tetrachloroethane	ND		4.3	0.70	ug/Kg	☼	03/10/18 06:00	03/14/18 09:01	1
1,1,2-Trichloro-1,2,2-trifluoroethane	ND		4.3	0.98	ug/Kg	☼	03/10/18 06:00	03/14/18 09:01	1
1,1,2-Trichloroethane	ND		4.3	0.56	ug/Kg	☼	03/10/18 06:00	03/14/18 09:01	1
1,1-Dichloroethane	ND		4.3	0.53	ug/Kg	☼	03/10/18 06:00	03/14/18 09:01	1
1,1-Dichloroethene	ND		4.3	0.53	ug/Kg	☼	03/10/18 06:00	03/14/18 09:01	1
1,2,4-Trichlorobenzene	ND		4.3	0.26	ug/Kg	☼	03/10/18 06:00	03/14/18 09:01	1
1,2-Dibromo-3-Chloropropane	ND		4.3	2.2	ug/Kg	☼	03/10/18 06:00	03/14/18 09:01	1
1,2-Dibromoethane	ND		4.3	0.55	ug/Kg	☼	03/10/18 06:00	03/14/18 09:01	1
1,2-Dichlorobenzene	ND		4.3	0.34	ug/Kg	☼	03/10/18 06:00	03/14/18 09:01	1
1,2-Dichloroethane	ND		4.3	0.22	ug/Kg	☼	03/10/18 06:00	03/14/18 09:01	1
1,2-Dichloropropane	ND		4.3	2.2	ug/Kg	☼	03/10/18 06:00	03/14/18 09:01	1
1,3-Dichlorobenzene	ND		4.3	0.22	ug/Kg	☼	03/10/18 06:00	03/14/18 09:01	1
1,4-Dichlorobenzene	ND		4.3	0.60	ug/Kg	☼	03/10/18 06:00	03/14/18 09:01	1
2-Butanone (MEK)	**2.7**	**J**	22	1.6	ug/Kg	☼	03/10/18 06:00	03/14/18 09:01	1
2-Hexanone	ND		22	2.2	ug/Kg	☼	03/10/18 06:00	03/14/18 09:01	1
4-Methyl-2-pentanone (MIBK)	ND		22	1.4	ug/Kg	☼	03/10/18 06:00	03/14/18 09:01	1
Acetone	**37**	UB	22	3.6	ug/Kg	☼	03/10/18 06:00	03/14/18 09:01	1
Benzene	ND		4.3	0.21	ug/Kg	☼	03/10/18 06:00	03/14/18 09:01	1
Bromodichloromethane	ND		4.3	0.58	ug/Kg	☼	03/10/18 06:00	03/14/18 09:01	1
Bromoform	ND		4.3	2.2	ug/Kg	☼	03/10/18 06:00	03/14/18 09:01	1
Bromomethane	ND		4.3	0.39	ug/Kg	☼	03/10/18 06:00	03/14/18 09:01	1
Carbon disulfide	ND		4.3	2.2	ug/Kg	☼	03/10/18 06:00	03/14/18 09:01	1
Carbon tetrachloride	ND		4.3	0.42	ug/Kg	☼	03/10/18 06:00	03/14/18 09:01	1
Chlorobenzene	ND		4.3	0.57	ug/Kg	☼	03/10/18 06:00	03/14/18 09:01	1
Chloroethane	ND		4.3	0.98	ug/Kg	☼	03/10/18 06:00	03/14/18 09:01	1
Chloroform	ND		4.3	0.27	ug/Kg	☼	03/10/18 06:00	03/14/18 09:01	1
Chloromethane	ND		4.3	0.26	ug/Kg	☼	03/10/18 06:00	03/14/18 09:01	1

Client Sample ID: SB-19 (1-2)

Date Collected: 03/09/18 09:10
Date Received: 03/09/18 11:45

Lab Sample ID: 480-132432-6

Matrix: Solid
Percent Solids: 78.8

Method: 8260C - Volatile Organic Compounds by GC/MS (Continued)

Analyte	Result	Qualifier	RL	MDL	Unit	D	Prepared	Analyzed	Dil Fac
cis-1,2-Dichloroethene	ND		4.3	0.55	ug/Kg	☼	03/10/18 06:00	03/14/18 09:01	1
cis-1,3-Dichloropropene	ND		4.3	0.62	ug/Kg	☼	03/10/18 06:00	03/14/18 09:01	1
Cyclohexane	ND		4.3	0.60	ug/Kg	☼	03/10/18 06:00	03/14/18 09:01	1
Dibromochloromethane	ND		4.3	0.55	ug/Kg	☼	03/10/18 06:00	03/14/18 09:01	1
Dichlorodifluoromethane	ND		4.3	0.36	ug/Kg	☼	03/10/18 06:00	03/14/18 09:01	1
Ethylbenzene	ND		4.3	0.30	ug/Kg	☼	03/10/18 06:00	03/14/18 09:01	1
Isopropylbenzene	ND		4.3	0.65	ug/Kg	☼	03/10/18 06:00	03/14/18 09:01	1
Methyl acetate	ND		22	2.6	ug/Kg	☼	03/10/18 06:00	03/14/18 09:01	1
Methyl tert-butyl ether	ND		4.3	0.42	ug/Kg	☼	03/10/18 06:00	03/14/18 09:01	1
Methylcyclohexane	ND		4.3	0.66	ug/Kg	☼	03/10/18 06:00	03/14/18 09:01	1
Methylene Chloride	ND		4.3	2.0	ug/Kg	☼	03/10/18 06:00	03/14/18 09:01	1
Styrene	ND		4.3	0.22	ug/Kg	☼	03/10/18 06:00	03/14/18 09:01	1
Tetrachloroethene	ND		4.3	0.58	ug/Kg	☼	03/10/18 06:00	03/14/18 09:01	1
Toluene	ND		4.3	0.33	ug/Kg	☼	03/10/18 06:00	03/14/18 09:01	1
trans-1,2-Dichloroethene	ND		4.3	0.45	ug/Kg	☼	03/10/18 06:00	03/14/18 09:01	1
trans-1,3-Dichloropropene	ND		4.3	1.9	ug/Kg	☼	03/10/18 06:00	03/14/18 09:01	1
Trichloroethene	ND		4.3	0.95	ug/Kg	☼	03/10/18 06:00	03/14/18 09:01	1
Trichlorofluoromethane	ND		4.3	0.41	ug/Kg	☼	03/10/18 06:00	03/14/18 09:01	1
Vinyl chloride	ND		4.3	0.53	ug/Kg	☼	03/10/18 06:00	03/14/18 09:01	1
Xylenes, Total	ND		8.6	0.73	ug/Kg	☼	03/10/18 06:00	03/14/18 09:01	1

Surrogate	*%Recovery*	*Qualifier*	*Limits*	*Prepared*	*Analyzed*	*Dil Fac*
1,2-Dichloroethane-d4 (Surr)	*112*		*64 - 126*	*03/10/18 06:00*	*03/14/18 09:01*	*1*
4-Bromofluorobenzene (Surr)	*95*		*72 - 126*	*03/10/18 06:00*	*03/14/18 09:01*	*1*
Dibromofluoromethane (Surr)	*110*		*60 - 140*	*03/10/18 06:00*	*03/14/18 09:01*	*1*
Toluene-d8 (Surr)	*102*		*71 - 125*	*03/10/18 06:00*	*03/14/18 09:01*	*1*

Client Sample ID: SB-19 (2-4)

Date Collected: 03/09/18 09:35
Date Received: 03/09/18 11:45

Lab Sample ID: 480-132432-7

Matrix: Solid
Percent Solids: 89.5

Method: 8260C - Volatile Organic Compounds by GC/MS

Analyte	Result	Qualifier	RL	MDL	Unit	D	Prepared	Analyzed	Dil Fac
1,1,1-Trichloroethane	ND		3.7	0.27	ug/Kg	☼	03/10/18 06:00	03/13/18 15:12	1
1,1,2,2-Tetrachloroethane	ND		3.7	0.60	ug/Kg	☼	03/10/18 06:00	03/13/18 15:12	1
1,1,2-Trichloro-1,2,2-trifluoroethane	ND		3.7	0.84	ug/Kg	☼	03/10/18 06:00	03/13/18 15:12	1
1,1,2-Trichloroethane	ND		3.7	0.48	ug/Kg	☼	03/10/18 06:00	03/13/18 15:12	1
1,1-Dichloroethane	ND		3.7	0.45	ug/Kg	☼	03/10/18 06:00	03/13/18 15:12	1
1,1-Dichloroethene	ND		3.7	0.45	ug/Kg	☼	03/10/18 06:00	03/13/18 15:12	1
1,2,4-Trichlorobenzene	ND		3.7	0.22	ug/Kg	☼	03/10/18 06:00	03/13/18 15:12	1
1,2-Dibromo-3-Chloropropane	ND		3.7	1.8	ug/Kg	☼	03/10/18 06:00	03/13/18 15:12	1
1,2-Dibromoethane	ND		3.7	0.47	ug/Kg	☼	03/10/18 06:00	03/13/18 15:12	1
1,2-Dichlorobenzene	ND		3.7	0.29	ug/Kg	☼	03/10/18 06:00	03/13/18 15:12	1
1,2-Dichloroethane	ND		3.7	0.18	ug/Kg	☼	03/10/18 06:00	03/13/18 15:12	1
1,2-Dichloropropane	ND		3.7	1.8	ug/Kg	☼	03/10/18 06:00	03/13/18 15:12	1
1,3-Dichlorobenzene	ND		3.7	0.19	ug/Kg	☼	03/10/18 06:00	03/13/18 15:12	1
1,4-Dichlorobenzene	ND		3.7	0.51	ug/Kg	☼	03/10/18 06:00	03/13/18 15:12	1
2-Butanone (MEK)	ND		18	1.3	ug/Kg	☼	03/10/18 06:00	03/13/18 15:12	1
2-Hexanone	ND		18	1.8	ug/Kg	☼	03/10/18 06:00	03/13/18 15:12	1
4-Methyl-2-pentanone (MIBK)	ND		18	1.2	ug/Kg	☼	03/10/18 06:00	03/13/18 15:12	1

Client Sample ID: SB-19 (2-4)

Lab Sample ID: 480-132432-7

Date Collected: 03/09/18 09:35
Matrix: Solid
Date Received: 03/09/18 11:45
Percent Solids: 89.5

Method: 8260C - Volatile Organic Compounds by GC/MS (Continued)

Analyte	Result	Qualifier	RL	MDL	Unit	D	Prepared	Analyzed	Dil Fac
Acetone	**22**	UB	18	3.1	ug/Kg	☼	03/10/18 06:00	03/13/18 15:12	1
Benzene	ND		3.7	0.18	ug/Kg	☼	03/10/18 06:00	03/13/18 15:12	1
Bromodichloromethane	ND		3.7	0.49	ug/Kg	☼	03/10/18 06:00	03/13/18 15:12	1
Bromoform	ND		3.7	1.8	ug/Kg	☼	03/10/18 06:00	03/13/18 15:12	1
Bromomethane	ND		3.7	0.33	ug/Kg	☼	03/10/18 06:00	03/13/18 15:12	1
Carbon disulfide	ND		3.7	1.8	ug/Kg	☼	03/10/18 06:00	03/13/18 15:12	1
Carbon tetrachloride	ND		3.7	0.36	ug/Kg	☼	03/10/18 06:00	03/13/18 15:12	1
Chlorobenzene	ND		3.7	0.48	ug/Kg	☼	03/10/18 06:00	03/13/18 15:12	1
Chloroethane	ND		3.7	0.83	ug/Kg	☼	03/10/18 06:00	03/13/18 15:12	1
Chloroform	ND		3.7	0.23	ug/Kg	☼	03/10/18 06:00	03/13/18 15:12	1
Chloromethane	ND		3.7	0.22	ug/Kg	☼	03/10/18 06:00	03/13/18 15:12	1
cis-1,2-Dichloroethene	ND		3.7	0.47	ug/Kg	☼	03/10/18 06:00	03/13/18 15:12	1
cis-1,3-Dichloropropene	ND		3.7	0.53	ug/Kg	☼	03/10/18 06:00	03/13/18 15:12	1
Cyclohexane	ND		3.7	0.51	ug/Kg	☼	03/10/18 06:00	03/13/18 15:12	1
Dibromochloromethane	ND		3.7	0.47	ug/Kg	☼	03/10/18 06:00	03/13/18 15:12	1
Dichlorodifluoromethane	ND		3.7	0.30	ug/Kg	☼	03/10/18 06:00	03/13/18 15:12	1
Ethylbenzene	ND		3.7	0.25	ug/Kg	☼	03/10/18 06:00	03/13/18 15:12	1
Isopropylbenzene	ND		3.7	0.55	ug/Kg	☼	03/10/18 06:00	03/13/18 15:12	1
Methyl acetate	ND		18	2.2	ug/Kg	☼	03/10/18 06:00	03/13/18 15:12	1
Methyl tert-butyl ether	ND		3.7	0.36	ug/Kg	☼	03/10/18 06:00	03/13/18 15:12	1
Methylcyclohexane	ND		3.7	0.56	ug/Kg	☼	03/10/18 06:00	03/13/18 15:12	1
Methylene Chloride	**2.0**	**J**	3.7	1.7	ug/Kg	☼	03/10/18 06:00	03/13/18 15:12	1
Styrene	ND		3.7	0.18	ug/Kg	☼	03/10/18 06:00	03/13/18 15:12	1
Tetrachloroethene	ND		3.7	0.49	ug/Kg	☼	03/10/18 06:00	03/13/18 15:12	1
Toluene	ND		3.7	0.28	ug/Kg	☼	03/10/18 06:00	03/13/18 15:12	1
trans-1,2-Dichloroethene	ND		3.7	0.38	ug/Kg	☼	03/10/18 06:00	03/13/18 15:12	1
trans-1,3-Dichloropropene	ND		3.7	1.6	ug/Kg	☼	03/10/18 06:00	03/13/18 15:12	1
Trichloroethene	ND		3.7	0.81	ug/Kg	☼	03/10/18 06:00	03/13/18 15:12	1
Trichlorofluoromethane	ND		3.7	0.35	ug/Kg	☼	03/10/18 06:00	03/13/18 15:12	1
Vinyl chloride	ND		3.7	0.45	ug/Kg	☼	03/10/18 06:00	03/13/18 15:12	1
Xylenes, Total	ND		7.3	0.62	ug/Kg	☼	03/10/18 06:00	03/13/18 15:12	1

Surrogate	*%Recovery*	*Qualifier*	*Limits*	*Prepared*	*Analyzed*	*Dil Fac*
1,2-Dichloroethane-d4 (Surr)	*123*		*64 - 126*	*03/10/18 06:00*	*03/13/18 15:12*	*1*
4-Bromofluorobenzene (Surr)	*95*		*72 - 126*	*03/10/18 06:00*	*03/13/18 15:12*	*1*
Dibromofluoromethane (Surr)	*114*		*60 - 140*	*03/10/18 06:00*	*03/13/18 15:12*	*1*
Toluene-d8 (Surr)	*97*		*71 - 125*	*03/10/18 06:00*	*03/13/18 15:12*	*1*

Client Sample ID: SB-19 (8-10)

Lab Sample ID: 480-132432-10

Date Collected: 03/09/18 10:35
Matrix: Solid
Date Received: 03/09/18 11:45
Percent Solids: 87.0

Method: 8260C - Volatile Organic Compounds by GC/MS

Analyte	Result	Qualifier	RL	MDL	Unit	D	Prepared	Analyzed	Dil Fac
1,1,1-Trichloroethane	ND		3.4	0.24	ug/Kg	☼	03/10/18 06:00	03/13/18 15:38	1
1,1,2,2-Tetrachloroethane	ND		3.4	0.54	ug/Kg	☼	03/10/18 06:00	03/13/18 15:38	1
1,1,2-Trichloro-1,2,2-trifluoroethane	ND		3.4	0.77	ug/Kg	☼	03/10/18 06:00	03/13/18 15:38	1
1,1,2-Trichloroethane	ND		3.4	0.44	ug/Kg	☼	03/10/18 06:00	03/13/18 15:38	1
1,1-Dichloroethane	ND		3.4	0.41	ug/Kg	☼	03/10/18 06:00	03/13/18 15:38	1
1,1-Dichloroethene	ND		3.4	0.41	ug/Kg	☼	03/10/18 06:00	03/13/18 15:38	1

Client Sample ID: SB-19 (8-10)

Date Collected: 03/09/18 10:35
Date Received: 03/09/18 11:45

Lab Sample ID: 480-132432-10

Matrix: Solid
Percent Solids: 87.0

Method: 8260C - Volatile Organic Compounds by GC/MS (Continued)

Analyte	Result	Qualifier	RL	MDL	Unit	D	Prepared	Analyzed	Dil Fac
1,2,4-Trichlorobenzene	ND		3.4	0.20	ug/Kg	☼	03/10/18 06:00	03/13/18 15:38	1
1,2-Dibromo-3-Chloropropane	ND		3.4	1.7	ug/Kg	☼	03/10/18 06:00	03/13/18 15:38	1
1,2-Dibromoethane	ND		3.4	0.43	ug/Kg	☼	03/10/18 06:00	03/13/18 15:38	1
1,2-Dichlorobenzene	ND		3.4	0.26	ug/Kg	☼	03/10/18 06:00	03/13/18 15:38	1
1,2-Dichloroethane	ND		3.4	0.17	ug/Kg	☼	03/10/18 06:00	03/13/18 15:38	1
1,2-Dichloropropane	ND		3.4	1.7	ug/Kg	☼	03/10/18 06:00	03/13/18 15:38	1
1,3-Dichlorobenzene	ND		3.4	0.17	ug/Kg	☼	03/10/18 06:00	03/13/18 15:38	1
1,4-Dichlorobenzene	ND		3.4	0.47	ug/Kg	☼	03/10/18 06:00	03/13/18 15:38	1
2-Butanone (MEK)	ND		17	1.2	ug/Kg	☼	03/10/18 06:00	03/13/18 15:38	1
2-Hexanone	ND		17	1.7	ug/Kg	☼	03/10/18 06:00	03/13/18 15:38	1
4-Methyl-2-pentanone (MIBK)	ND		17	1.1	ug/Kg	☼	03/10/18 06:00	03/13/18 15:38	1
Acetone	17 UB ~~7.3 J~~		17	2.8	ug/Kg	☼	03/10/18 06:00	03/13/18 15:38	1
Benzene	ND		3.4	0.16	ug/Kg	☼	03/10/18 06:00	03/13/18 15:38	1
Bromodichloromethane	ND		3.4	0.45	ug/Kg	☼	03/10/18 06:00	03/13/18 15:38	1
Bromoform	ND		3.4	1.7	ug/Kg	☼	03/10/18 06:00	03/13/18 15:38	1
Bromomethane	ND		3.4	0.30	ug/Kg	☼	03/10/18 06:00	03/13/18 15:38	1
Carbon disulfide	ND		3.4	1.7	ug/Kg	☼	03/10/18 06:00	03/13/18 15:38	1
Carbon tetrachloride	ND		3.4	0.33	ug/Kg	☼	03/10/18 06:00	03/13/18 15:38	1
Chlorobenzene	ND		3.4	0.44	ug/Kg	☼	03/10/18 06:00	03/13/18 15:38	1
Chloroethane	ND		3.4	0.76	ug/Kg	☼	03/10/18 06:00	03/13/18 15:38	1
Chloroform	ND		3.4	0.21	ug/Kg	☼	03/10/18 06:00	03/13/18 15:38	1
Chloromethane	ND		3.4	0.20	ug/Kg	☼	03/10/18 06:00	03/13/18 15:38	1
cis-1,2-Dichloroethene	ND		3.4	0.43	ug/Kg	☼	03/10/18 06:00	03/13/18 15:38	1
cis-1,3-Dichloropropene	ND		3.4	0.48	ug/Kg	☼	03/10/18 06:00	03/13/18 15:38	1
Cyclohexane	ND		3.4	0.47	ug/Kg	☼	03/10/18 06:00	03/13/18 15:38	1
Dibromochloromethane	ND		3.4	0.43	ug/Kg	☼	03/10/18 06:00	03/13/18 15:38	1
Dichlorodifluoromethane	ND		3.4	0.28	ug/Kg	☼	03/10/18 06:00	03/13/18 15:38	1
Ethylbenzene	ND		3.4	0.23	ug/Kg	☼	03/10/18 06:00	03/13/18 15:38	1
Isopropylbenzene	ND		3.4	0.51	ug/Kg	☼	03/10/18 06:00	03/13/18 15:38	1
Methyl acetate	ND		17	2.0	ug/Kg	☼	03/10/18 06:00	03/13/18 15:38	1
Methyl tert-butyl ether	ND		3.4	0.33	ug/Kg	☼	03/10/18 06:00	03/13/18 15:38	1
Methylcyclohexane	ND		3.4	0.51	ug/Kg	☼	03/10/18 06:00	03/13/18 15:38	1
Methylene Chloride	2.1	J	3.4	1.5	ug/Kg	☼	03/10/18 06:00	03/13/18 15:38	1
Styrene	ND		3.4	0.17	ug/Kg	☼	03/10/18 06:00	03/13/18 15:38	1
Tetrachloroethene	ND		3.4	0.45	ug/Kg	☼	03/10/18 06:00	03/13/18 15:38	1
Toluene	ND		3.4	0.25	ug/Kg	☼	03/10/18 06:00	03/13/18 15:38	1
trans-1,2-Dichloroethene	ND		3.4	0.35	ug/Kg	☼	03/10/18 06:00	03/13/18 15:38	1
trans-1,3-Dichloropropene	ND		3.4	1.5	ug/Kg	☼	03/10/18 06:00	03/13/18 15:38	1
Trichloroethene	ND		3.4	0.74	ug/Kg	☼	03/10/18 06:00	03/13/18 15:38	1
Trichlorofluoromethane	ND		3.4	0.32	ug/Kg	☼	03/10/18 06:00	03/13/18 15:38	1
Vinyl chloride	ND		3.4	0.41	ug/Kg	☼	03/10/18 06:00	03/13/18 15:38	1
Xylenes, Total	ND		6.7	0.56	ug/Kg	☼	03/10/18 06:00	03/13/18 15:38	1

Surrogate	*%Recovery*	*Qualifier*	*Limits*	*Prepared*	*Analyzed*	*Dil Fac*
1,2-Dichloroethane-d4 (Surr)	*125*		*64 - 126*	*03/10/18 06:00*	*03/13/18 15:38*	*1*
4-Bromofluorobenzene (Surr)	*97*		*72 - 126*	*03/10/18 06:00*	*03/13/18 15:38*	*1*
Dibromofluoromethane (Surr)	*113*		*60 - 140*	*03/10/18 06:00*	*03/13/18 15:38*	*1*
Toluene-d8 (Surr)	*97*		*71 - 125*	*03/10/18 06:00*	*03/13/18 15:38*	*1*

Client Sample ID: SB-22 (6-8)

Lab Sample ID: 480-132432-2

Date Collected: 03/09/18 08:00
Matrix: Solid
Date Received: 03/09/18 11:45
Percent Solids: 86.7

Method: 8082A - Polychlorinated Biphenyls (PCBs) by Gas Chromatography

Analyte	Result	Qualifier	RL	MDL	Unit	D	Prepared	Analyzed	Dil Fac
PCB-1016	ND		0.26	0.050	mg/Kg	☼	03/12/18 14:14	03/13/18 12:16	1
PCB-1221	ND		0.26	0.050	mg/Kg	☼	03/12/18 14:14	03/13/18 12:16	1
PCB-1232	ND		0.26	0.050	mg/Kg	☼	03/12/18 14:14	03/13/18 12:16	1
PCB-1242	ND		0.26	0.050	mg/Kg	☼	03/12/18 14:14	03/13/18 12:16	1
PCB-1248	ND		0.26	0.050	mg/Kg	☼	03/12/18 14:14	03/13/18 12:16	1
PCB-1254	ND		0.26	0.12	mg/Kg	☼	03/12/18 14:14	03/13/18 12:16	1
PCB-1260	ND		0.26	0.12	mg/Kg	☼	03/12/18 14:14	03/13/18 12:16	1

Surrogate	*%Recovery*	*Qualifier*	*Limits*	*Prepared*	*Analyzed*	*Dil Fac*
Tetrachloro-m-xylene	*119*		*60 - 154*	*03/12/18 14:14*	*03/13/18 12:16*	*1*
Tetrachloro-m-xylene	*105*		*60 - 154*	*03/12/18 14:14*	*03/13/18 12:16*	*1*
DCB Decachlorobiphenyl	*174*		*65 - 174*	*03/12/18 14:14*	*03/13/18 12:16*	*1*
DCB Decachlorobiphenyl	*95*		*65 - 174*	*03/12/18 14:14*	*03/13/18 12:16*	*1*

Client Sample ID: SB-19 (0-1)

Lab Sample ID: 480-132432-5

Date Collected: 03/09/18 09:00
Matrix: Solid
Date Received: 03/09/18 11:45
Percent Solids: 82.9

Method: 8082A - Polychlorinated Biphenyls (PCBs) by Gas Chromatography

Analyte	Result	Qualifier	RL	MDL	Unit	D	Prepared	Analyzed	Dil Fac
PCB-1016	ND		0.28	0.054	mg/Kg	☼	03/12/18 14:14	03/13/18 12:32	1
PCB-1221	ND		0.28	0.054	mg/Kg	☼	03/12/18 14:14	03/13/18 12:32	1
PCB-1232	ND		0.28	0.054	mg/Kg	☼	03/12/18 14:14	03/13/18 12:32	1
PCB-1242	ND		0.28	0.054	mg/Kg	☼	03/12/18 14:14	03/13/18 12:32	1
PCB-1248	ND		0.28	0.054	mg/Kg	☼	03/12/18 14:14	03/13/18 12:32	1
PCB-1254	ND		0.28	0.13	mg/Kg	☼	03/12/18 14:14	03/13/18 12:32	1
PCB-1260	ND		0.28	0.13	mg/Kg	☼	03/12/18 14:14	03/13/18 12:32	1

Surrogate	*%Recovery*	*Qualifier*	*Limits*	*Prepared*	*Analyzed*	*Dil Fac*
Tetrachloro-m-xylene	*169*	*X*	*60 - 154*	*03/12/18 14:14*	*03/13/18 12:32*	*1*
Tetrachloro-m-xylene	*141*		*60 - 154*	*03/12/18 14:14*	*03/13/18 12:32*	*1*
DCB Decachlorobiphenyl	*253*	*X*	*65 - 174*	*03/12/18 14:14*	*03/13/18 12:32*	*1*
DCB Decachlorobiphenyl	*130*		*65 - 174*	*03/12/18 14:14*	*03/13/18 12:32*	*1*

Client Sample ID: SB-19 (1-2)

Lab Sample ID: 480-132432-6

Date Collected: 03/09/18 09:10
Matrix: Solid
Date Received: 03/09/18 11:45
Percent Solids: 78.8

Method: 8082A - Polychlorinated Biphenyls (PCBs) by Gas Chromatography

Analyte	Result	Qualifier	RL	MDL	Unit	D	Prepared	Analyzed	Dil Fac
PCB-1016	ND		0.26	0.051	mg/Kg	☼	03/12/18 14:14	03/13/18 12:48	1
PCB-1221	ND		0.26	0.051	mg/Kg	☼	03/12/18 14:14	03/13/18 12:48	1
PCB-1232	ND		0.26	0.051	mg/Kg	☼	03/12/18 14:14	03/13/18 12:48	1
PCB-1242	ND		0.26	0.051	mg/Kg	☼	03/12/18 14:14	03/13/18 12:48	1
PCB-1248	ND		0.26	0.051	mg/Kg	☼	03/12/18 14:14	03/13/18 12:48	1
PCB-1254	ND		0.26	0.12	mg/Kg	☼	03/12/18 14:14	03/13/18 12:48	1
PCB-1260	ND		0.26	0.12	mg/Kg	☼	03/12/18 14:14	03/13/18 12:48	1

Surrogate	*%Recovery*	*Qualifier*	*Limits*	*Prepared*	*Analyzed*	*Dil Fac*
Tetrachloro-m-xylene	*193*	*X*	*60 - 154*	*03/12/18 14:14*	*03/13/18 12:48*	*1*

Client Sample ID: SB-19 (1-2)

Lab Sample ID: 480-132432-6

Date Collected: 03/09/18 09:10
Matrix: Solid
Date Received: 03/09/18 11:45
Percent Solids: 78.8

Method: 8082A - Polychlorinated Biphenyls (PCBs) by Gas Chromatography (Continued)

Surrogate	*%Recovery*	*Qualifier*	*Limits*	*Prepared*	*Analyzed*	*Dil Fac*
Tetrachloro-m-xylene	*164*	*X*	*60 - 154*	*03/12/18 14:14*	*03/13/18 12:48*	*1*
DCB Decachlorobiphenyl	*294*	*X*	*65 - 174*	*03/12/18 14:14*	*03/13/18 12:48*	*1*
DCB Decachlorobiphenyl	*153*		*65 - 174*	*03/12/18 14:14*	*03/13/18 12:48*	*1*

Client Sample ID: SB-19 (2-4)

Lab Sample ID: 480-132432-7

Date Collected: 03/09/18 09:35
Matrix: Solid
Date Received: 03/09/18 11:45
Percent Solids: 89.5

Method: 8082A - Polychlorinated Biphenyls (PCBs) by Gas Chromatography

Analyte	Result	Qualifier	RL	MDL	Unit	D	Prepared	Analyzed	Dil Fac
PCB-1016	ND		0.25	0.049	mg/Kg	☼	03/12/18 14:14	03/13/18 13:04	1
PCB-1221	ND		0.25	0.049	mg/Kg	☼	03/12/18 14:14	03/13/18 13:04	1
PCB-1232	ND		0.25	0.049	mg/Kg	☼	03/12/18 14:14	03/13/18 13:04	1
PCB-1242	ND		0.25	0.049	mg/Kg	☼	03/12/18 14:14	03/13/18 13:04	1
PCB-1248	ND		0.25	0.049	mg/Kg	☼	03/12/18 14:14	03/13/18 13:04	1
PCB-1254	ND		0.25	0.12	mg/Kg	☼	03/12/18 14:14	03/13/18 13:04	1
PCB-1260	ND		0.25	0.12	mg/Kg	☼	03/12/18 14:14	03/13/18 13:04	1

Surrogate	*%Recovery*	*Qualifier*	*Limits*	*Prepared*	*Analyzed*	*Dil Fac*
Tetrachloro-m-xylene	*231*	*X*	*60 - 154*	*03/12/18 14:14*	*03/13/18 13:04*	*1*
Tetrachloro-m-xylene	*195*	*X*	*60 - 154*	*03/12/18 14:14*	*03/13/18 13:04*	*1*
DCB Decachlorobiphenyl	*332*	*X*	*65 - 174*	*03/12/18 14:14*	*03/13/18 13:04*	*1*
DCB Decachlorobiphenyl	*180*	*X*	*65 - 174*	*03/12/18 14:14*	*03/13/18 13:04*	*1*

Client Sample ID: SB-19 (8-10)

Lab Sample ID: 480-132432-10

Date Collected: 03/09/18 10:35
Matrix: Solid
Date Received: 03/09/18 11:45
Percent Solids: 87.0

Method: 8082A - Polychlorinated Biphenyls (PCBs) by Gas Chromatography

Analyte	Result	Qualifier	RL	MDL	Unit	D	Prepared	Analyzed	Dil Fac
PCB-1016	ND		0.20	0.040	mg/Kg	☼	03/12/18 14:14	03/13/18 13:20	1
PCB-1221	ND		0.20	0.040	mg/Kg	☼	03/12/18 14:14	03/13/18 13:20	1
PCB-1232	ND		0.20	0.040	mg/Kg	☼	03/12/18 14:14	03/13/18 13:20	1
PCB-1242	ND		0.20	0.040	mg/Kg	☼	03/12/18 14:14	03/13/18 13:20	1
PCB-1248	ND		0.20	0.040	mg/Kg	☼	03/12/18 14:14	03/13/18 13:20	1
PCB-1254	ND		0.20	0.095	mg/Kg	☼	03/12/18 14:14	03/13/18 13:20	1
PCB-1260	ND		0.20	0.095	mg/Kg	☼	03/12/18 14:14	03/13/18 13:20	1

Surrogate	*%Recovery*	*Qualifier*	*Limits*	*Prepared*	*Analyzed*	*Dil Fac*
Tetrachloro-m-xylene	*138*		*60 - 154*	*03/12/18 14:14*	*03/13/18 13:20*	*1*
Tetrachloro-m-xylene	*118*		*60 - 154*	*03/12/18 14:14*	*03/13/18 13:20*	*1*
DCB Decachlorobiphenyl	*207*	*X*	*65 - 174*	*03/12/18 14:14*	*03/13/18 13:20*	*1*
DCB Decachlorobiphenyl	*114*		*65 - 174*	*03/12/18 14:14*	*03/13/18 13:20*	*1*

Client Sample ID: RB-1-3918

Date Collected: 03/09/18 11:00
Date Received: 03/09/18 11:45

Lab Sample ID: 480-132432-12

Matrix: Water

Method: 8260C - Volatile Organic Compounds by GC/MS

Analyte	Result	Qualifier	RL	MDL	Unit	D	Prepared	Analyzed	Dil Fac
1,1,1-Trichloroethane	ND		1.0	0.82	ug/L			03/15/18 15:52	1
1,1,2,2-Tetrachloroethane	ND		1.0	0.21	ug/L			03/15/18 15:52	1
1,1,2-Trichloro-1,2,2-trifluoroethane	ND		1.0	0.31	ug/L			03/15/18 15:52	1
1,1,2-Trichloroethane	ND		1.0	0.23	ug/L			03/15/18 15:52	1
1,1-Dichloroethane	ND		1.0	0.38	ug/L			03/15/18 15:52	1
1,1-Dichloroethene	ND		1.0	0.29	ug/L			03/15/18 15:52	1
1,2,4-Trichlorobenzene	ND		1.0	0.41	ug/L			03/15/18 15:52	1
1,2-Dibromo-3-Chloropropane	ND		1.0	0.39	ug/L			03/15/18 15:52	1
1,2-Dibromoethane	ND		1.0	0.73	ug/L			03/15/18 15:52	1
1,2-Dichlorobenzene	ND		1.0	0.79	ug/L			03/15/18 15:52	1
1,2-Dichloroethane	ND		1.0	0.21	ug/L			03/15/18 15:52	1
1,2-Dichloropropane	ND		1.0	0.72	ug/L			03/15/18 15:52	1
1,3-Dichlorobenzene	ND		1.0	0.78	ug/L			03/15/18 15:52	1
1,4-Dichlorobenzene	ND		1.0	0.84	ug/L			03/15/18 15:52	1
2-Butanone (MEK)	ND		10	1.3	ug/L			03/15/18 15:52	1
2-Hexanone	ND		5.0	1.2	ug/L			03/15/18 15:52	1
4-Methyl-2-pentanone (MIBK)	ND		5.0	2.1	ug/L			03/15/18 15:52	1
Acetone	**3.8**	**J**	10	3.0	ug/L			03/15/18 15:52	1
Benzene	ND		1.0	0.41	ug/L			03/15/18 15:52	1
Bromodichloromethane	ND		1.0	0.39	ug/L			03/15/18 15:52	1
Bromoform	ND		1.0	0.26	ug/L			03/15/18 15:52	1
Bromomethane	ND		1.0	0.69	ug/L			03/15/18 15:52	1
Carbon disulfide	ND		1.0	0.19	ug/L			03/15/18 15:52	1
Carbon tetrachloride	ND		1.0	0.27	ug/L			03/15/18 15:52	1
Chlorobenzene	ND		1.0	0.75	ug/L			03/15/18 15:52	1
Chloroethane	ND		1.0	0.32	ug/L			03/15/18 15:52	1
Chloroform	ND		1.0	0.34	ug/L			03/15/18 15:52	1
Chloromethane	ND		1.0	0.35	ug/L			03/15/18 15:52	1
cis-1,2-Dichloroethene	ND		1.0	0.81	ug/L			03/15/18 15:52	1
cis-1,3-Dichloropropene	ND		1.0	0.36	ug/L			03/15/18 15:52	1
Cyclohexane	ND		1.0	0.18	ug/L			03/15/18 15:52	1
Dibromochloromethane	ND		1.0	0.32	ug/L			03/15/18 15:52	1
Dichlorodifluoromethane	ND		1.0	0.68	ug/L			03/15/18 15:52	1
Ethylbenzene	ND		1.0	0.74	ug/L			03/15/18 15:52	1
Isopropylbenzene	ND		1.0	0.79	ug/L			03/15/18 15:52	1
Methyl acetate	ND		2.5	1.3	ug/L			03/15/18 15:52	1
Methyl tert-butyl ether	ND		1.0	0.16	ug/L			03/15/18 15:52	1
Methylcyclohexane	ND		1.0	0.16	ug/L			03/15/18 15:52	1
Methylene Chloride	ND		1.0	0.44	ug/L			03/15/18 15:52	1
Styrene	ND		1.0	0.73	ug/L			03/15/18 15:52	1
Tetrachloroethene	ND		1.0	0.36	ug/L			03/15/18 15:52	1
Toluene	ND		1.0	0.51	ug/L			03/15/18 15:52	1
trans-1,2-Dichloroethene	ND		1.0	0.90	ug/L			03/15/18 15:52	1
trans-1,3-Dichloropropene	ND		1.0	0.37	ug/L			03/15/18 15:52	1
Trichloroethene	ND		1.0	0.46	ug/L			03/15/18 15:52	1
Trichlorofluoromethane	ND		1.0	0.88	ug/L			03/15/18 15:52	1
Vinyl chloride	ND		1.0	0.90	ug/L			03/15/18 15:52	1
Xylenes, Total	ND		2.0	0.66	ug/L			03/15/18 15:52	1

Client Sample ID: RB-1-3918

Lab Sample ID: 480-132432-12

Date Collected: 03/09/18 11:00

Matrix: Water

Date Received: 03/09/18 11:45

Surrogate	*%Recovery*	*Qualifier*	*Limits*	*Prepared*	*Analyzed*	*Dil Fac*
1,2-Dichloroethane-d4 (Surr)	*95*		*77 - 120*		*03/15/18 15:52*	*1*
4-Bromofluorobenzene (Surr)	*101*		*73 - 120*		*03/15/18 15:52*	*1*
Dibromofluoromethane (Surr)	*97*		*75 - 123*		*03/15/18 15:52*	*1*
Toluene-d8 (Surr)	*102*		*80 - 120*		*03/15/18 15:52*	*1*

Method: 8082A - Polychlorinated Biphenyls (PCBs) by Gas Chromatography

Analyte	Result	Qualifier	RL	MDL	Unit	D	Prepared	Analyzed	Dil Fac
PCB-1016	ND	*	0.50	0.18	ug/L		03/12/18 07:49	03/13/18 13:29	1
PCB-1221	ND		0.50	0.18	ug/L		03/12/18 07:49	03/13/18 13:29	1
PCB-1232	ND		0.50	0.18	ug/L		03/12/18 07:49	03/13/18 13:29	1
PCB-1242	ND		0.50	0.18	ug/L		03/12/18 07:49	03/13/18 13:29	1
PCB-1248	ND		0.50	0.18	ug/L		03/12/18 07:49	03/13/18 13:29	1
PCB-1254	ND		0.50	0.25	ug/L		03/12/18 07:49	03/13/18 13:29	1
PCB-1260	ND	*	0.50	0.25	ug/L		03/12/18 07:49	03/13/18 13:29	1

Surrogate	*%Recovery*	*Qualifier*	*Limits*	*Prepared*	*Analyzed*	*Dil Fac*
Tetrachloro-m-xylene	*106*		*39 - 121*	*03/12/18 07:49*	*03/13/18 13:29*	*1*
Tetrachloro-m-xylene	*119*		*39 - 121*	*03/12/18 07:49*	*03/13/18 13:29*	*1*
DCB Decachlorobiphenyl	*72*		*19 - 120*	*03/12/18 07:49*	*03/13/18 13:29*	*1*
DCB Decachlorobiphenyl	*64*		*19 - 120*	*03/12/18 07:49*	*03/13/18 13:29*	*1*

Client Sample ID: TB-1-3918

Lab Sample ID: 480-132432-13

Date Collected: 03/09/18 00:00

Matrix: Water

Date Received: 03/09/18 11:45

Method: 8260C - Volatile Organic Compounds by GC/MS

Analyte	Result	Qualifier	RL	MDL	Unit	D	Prepared	Analyzed	Dil Fac
1,1,1-Trichloroethane	ND		1.0	0.82	ug/L			03/15/18 16:15	1
1,1,2,2-Tetrachloroethane	ND		1.0	0.21	ug/L			03/15/18 16:15	1
1,1,2-Trichloro-1,2,2-trifluoroethane	ND		1.0	0.31	ug/L			03/15/18 16:15	1
1,1,2-Trichloroethane	ND		1.0	0.23	ug/L			03/15/18 16:15	1
1,1-Dichloroethane	ND		1.0	0.38	ug/L			03/15/18 16:15	1
1,1-Dichloroethene	ND		1.0	0.29	ug/L			03/15/18 16:15	1
1,2,4-Trichlorobenzene	ND		1.0	0.41	ug/L			03/15/18 16:15	1
1,2-Dibromo-3-Chloropropane	ND		1.0	0.39	ug/L			03/15/18 16:15	1
1,2-Dibromoethane	ND		1.0	0.73	ug/L			03/15/18 16:15	1
1,2-Dichlorobenzene	ND		1.0	0.79	ug/L			03/15/18 16:15	1
1,2-Dichloroethane	ND		1.0	0.21	ug/L			03/15/18 16:15	1
1,2-Dichloropropane	ND		1.0	0.72	ug/L			03/15/18 16:15	1
1,3-Dichlorobenzene	ND		1.0	0.78	ug/L			03/15/18 16:15	1
1,4-Dichlorobenzene	ND		1.0	0.84	ug/L			03/15/18 16:15	1
2-Butanone (MEK)	ND		10	1.3	ug/L			03/15/18 16:15	1
2-Hexanone	ND		5.0	1.2	ug/L			03/15/18 16:15	1
4-Methyl-2-pentanone (MIBK)	ND		5.0	2.1	ug/L			03/15/18 16:15	1
Acetone	ND		10	3.0	ug/L			03/15/18 16:15	1
Benzene	ND		1.0	0.41	ug/L			03/15/18 16:15	1
Bromodichloromethane	ND		1.0	0.39	ug/L			03/15/18 16:15	1
Bromoform	ND		1.0	0.26	ug/L			03/15/18 16:15	1
Bromomethane	ND		1.0	0.69	ug/L			03/15/18 16:15	1
Carbon disulfide	ND		1.0	0.19	ug/L			03/15/18 16:15	1
Carbon tetrachloride	ND		1.0	0.27	ug/L			03/15/18 16:15	1

Client Sample ID: TB-1-3918
Date Collected: 03/09/18 00:00
Date Received: 03/09/18 11:45

Lab Sample ID: 480-132432-13
Matrix: Water

Method: 8260C - Volatile Organic Compounds by GC/MS (Continued)

Analyte	Result	Qualifier	RL	MDL	Unit	D	Prepared	Analyzed	Dil Fac
Chlorobenzene	ND		1.0	0.75	ug/L			03/15/18 16:15	1
Chloroethane	ND		1.0	0.32	ug/L			03/15/18 16:15	1
Chloroform	ND		1.0	0.34	ug/L			03/15/18 16:15	1
Chloromethane	ND		1.0	0.35	ug/L			03/15/18 16:15	1
cis-1,2-Dichloroethene	ND		1.0	0.81	ug/L			03/15/18 16:15	1
cis-1,3-Dichloropropene	ND		1.0	0.36	ug/L			03/15/18 16:15	1
Cyclohexane	ND		1.0	0.18	ug/L			03/15/18 16:15	1
Dibromochloromethane	ND		1.0	0.32	ug/L			03/15/18 16:15	1
Dichlorodifluoromethane	ND		1.0	0.68	ug/L			03/15/18 16:15	1
Ethylbenzene	ND		1.0	0.74	ug/L			03/15/18 16:15	1
Isopropylbenzene	ND		1.0	0.79	ug/L			03/15/18 16:15	1
Methyl acetate	ND		2.5	1.3	ug/L			03/15/18 16:15	1
Methyl tert-butyl ether	ND		1.0	0.16	ug/L			03/15/18 16:15	1
Methylcyclohexane	ND		1.0	0.16	ug/L			03/15/18 16:15	1
Methylene Chloride	ND		1.0	0.44	ug/L			03/15/18 16:15	1
Styrene	ND		1.0	0.73	ug/L			03/15/18 16:15	1
Tetrachloroethene	ND		1.0	0.36	ug/L			03/15/18 16:15	1
Toluene	ND		1.0	0.51	ug/L			03/15/18 16:15	1
trans-1,2-Dichloroethene	ND		1.0	0.90	ug/L			03/15/18 16:15	1
trans-1,3-Dichloropropene	ND		1.0	0.37	ug/L			03/15/18 16:15	1
Trichloroethene	ND		1.0	0.46	ug/L			03/15/18 16:15	1
Trichlorofluoromethane	ND		1.0	0.88	ug/L			03/15/18 16:15	1
Vinyl chloride	ND		1.0	0.90	ug/L			03/15/18 16:15	1
Xylenes, Total	ND		2.0	0.66	ug/L			03/15/18 16:15	1

Surrogate	*%Recovery*	*Qualifier*	*Limits*	*Prepared*	*Analyzed*	*Dil Fac*
1,2-Dichloroethane-d4 (Surr)	*99*		*77 - 120*		*03/15/18 16:15*	*1*
4-Bromofluorobenzene (Surr)	*101*		*73 - 120*		*03/15/18 16:15*	*1*
Dibromofluoromethane (Surr)	*103*		*75 - 123*		*03/15/18 16:15*	*1*
Toluene-d8 (Surr)	*100*		*80 - 120*		*03/15/18 16:15*	*1*

ARCADIS Design & Consultancy for natural and built assets

General Electric Company

Buffalo Service Shop

Tonawanda, New York

NYSDEC ID 915244; EPA ID NYD067539940

DATA USABILITY SUMMARY REPORT

Volatile Organic Compound (VOC) and Polychlorinated Biphenyl (PCB) Analyses

SDG #480-132471-1, -2, and -3

Analyses Performed By:
TestAmerica Laboratories, Inc.
Amherst, New York

Report #29573R
Review Level: Tier III
Project: AP013103.1000.1000B

SUMMARY

This Data Usability Summary Report (DUSR) summarizes the review of Sample Delivery Groups (SDGs) #480-132471-1, -2, and -3 for samples collected in association with The General Electric Company (GE) Buffalo Service Shop in Tonawanda, NY (NYSDEC ID 915244; EPA ID NYD067539940). The review was conducted as a Tier III evaluation and included review of laboratory analytical data package completeness. Field documentation was not included in this review. Included with this assessment are the post-validation annotated sample result sheets, and chain of custody (COC). Analyses were performed for volatile organic compounds (VOCs) and polychlorinated biphenyls (PCBs) on the following samples:

SDG	Sample ID	Lab ID	Matrix	Sample Collection Date	Parent Sample	Analysis	
						VOC	PCB
480-132471-1	SB-10 (1-2)	480-132471-1	Soil	3/12/2018		X	
	SB-10 (2-4)	480-132471-2	Soil	3/12/2018		X	
	SB-10 (8-10)	480-132471-6	Soil	3/12/2018		X	
	SB-9 (0-1)	480-132471-7	Soil	3/12/2018		X	
	SB-9 (1-2)	480-132471-8	Soil	3/12/2018		X	
	SB-9 (8-10)	480-132471-12	Soil	3/12/2018		X	
	DUP-4-31218	480-132471-14	Soil	3/12/2018	SB-10 (1-2)	X	
480-132471-2	SB-10 (1-2)	480-132471-1	Soil	3/12/2018			X
	SB-10 (2-4)	480-132471-2	Soil	3/12/2018			X
	SB-10 (8-10)	480-132471-6	Soil	3/12/2018			X
	SB-9 (0-1)	480-132471-7	Soil	3/12/2018			X
	SB-9 (1-2)	480-132471-8	Soil	3/12/2018			X
	SB-9 (8-10)	480-132471-12	Soil	3/12/2018			X
	DUP-4-31218	480-132471-14	Soil	3/12/2018	SB-10 (1-2)		X
	TB-1-31218	480-132471-15	Soil	3/12/2018			X
	RB-1-31218	480-132471-16	Soil	3/12/2018		X	X
480-132471-3	SB-10 (4-6)	480-132471-3	Soil	3/12/2018		X	
	SB-10 (6-8)	480-132471-4	Soil	3/12/2018		X	
	SB-10 (10-12)	480-132471-5	Soil	3/12/2018		X	

LABORATORY ANALYTICAL DATA PACKAGE DOCUMENTATION

The table below is the evaluation of the laboratory analytical data package completeness.

Items Reviewed	Reported		Performance Acceptable		Not Required
	No	Yes	No	Yes	
1. Sample receipt condition		X		X	
2. Requested analyses and sample results		X		X	
3. Master tracking list		X		X	
4. Methods of analysis		X		X	
5. Reporting limits		X		X	
6. Sample collection date		X		X	
7. Laboratory sample received date		X		X	
8. Sample preservation verification (as applicable)		X		X	
9. Sample preparation/extraction/analysis dates		X		X	
10. Fully executed COC form		X		X	
11. Narrative summary of quality assurance (QA) or sample problems provided		X		X	
12. Data Package Completeness and Compliance		X		X	

ORGANIC ANALYSIS INTRODUCTION

VOC and PCB analyses were performed according to United States Environmental Protection Agency (USEPA) SW-846 Methods 8260C and 8082A, respectively. Data were reviewed in accordance with the USEPA Region II validation guidelines *Validating Volatile Organic Compounds by Gas Chromatography/Mass Spectrometry SW-846 Method 8260B* (SOP #HW-24, October 2006) and *Validating PCB Compounds by Gas Chromatography SW-846 Method 8082A* (SOP #HW-45, October 2006); the USEPA *National Functional Guidelines for Organic Superfund Methods Data Review* (January 2017); USEPA *Contract Laboratory Program National Functional Guidelines for Organic Data Review* (October 1999); and the *RCRA Facility Investigation Work Plan for Sub-Slab Soils, Buffalo Service Shop* (November 2017).

The data review process is an evaluation of data on a technical basis rather than a determination of contract compliance. As such, the standards against which the data are being weighed may differ from those specified in the analytical method. It is assumed that the data package represents the best efforts of the laboratory and had already been subjected to adequate and sufficient quality review prior to submission.

During the review process, laboratory qualified and unqualified data are verified against the supporting documentation. Based on this evaluation, qualifier codes may be added, deleted, or modified by the data reviewer. Results are qualified with the following codes in accordance with USEPA National Functional Guidelines:

- Concentration (C) Qualifiers
  - U The compound was analyzed for but not detected. The associated value is the compound quantitation limit.
  - B The compound has been found in the sample as well as its associated blank, its presence in the sample may be suspect.
- Quantitation (Q) Qualifiers
  - E The compound was quantitated above the calibration range.
  - D Concentration is based on a diluted sample analysis.
- Validation Qualifiers
  - J The compound was positively identified; however, the associated numerical value is an estimated concentration only.
  - UJ The compound was not detected above the reported sample quantitation limit. However, the reported limit is approximate and may or may not represent the actual limit of quantitation.
  - JN The analysis indicates the presence of a compound for which there is presumptive evidence to make a tentative identification. The associated numerical value is an estimated concentration only.
  - UB Compound considered non-detect at the listed value due to associated blank contamination.
  - N The analysis indicates the presence of a compound for which there is presumptive evidence to make a tentative identification.
  - R The sample results are rejected.

The "R" flag means that the associated value is unusable. In other words, due to significant quality control (QC) problems, the analysis is invalid and provides no information as to whether the compound is present or not. "R" values should not appear on data tables because they cannot be relied upon. It is also important to note that while strict QC serves to increase confidence in data, any value potentially contains error.

VOLATILE ORGANIC COMPOUND ANALYSES

1. Holding Times

The specified holding times for the following methods are presented in the following table.

Method	Matrix	Holding Time	Preservation
SW-846 8260C	Water	14 days from collection to analysis	Cool to <6°C; preserved to a pH of less than 2
	Soil	48 hours from collection to extraction and 14 days from extraction to analysis	Cool to <6 °C.

All samples were analyzed within the specified holding time criteria.

2. Blank Contamination

QA blanks (i.e., method and rinse blanks) are prepared to identify contamination which may have been introduced into the samples during sample preparation or field activity. Method blanks measure laboratory contamination. Rinse blanks measure contamination of samples during field operations.

A blank action level (BAL) of five times the concentration of a detected compound in an associated blank (common laboratory contaminant compounds methylene chloride, 2-butanone, and acetone are calculated at ten times) is calculated for QA blanks containing concentrations greater than the method detection limit (MDL). The BAL is compared to the associated sample results to determine if qualification of the sample results is appropriate.

All compounds associated with the QA blanks exhibited a concentration less than the MDL, with the exception of the compounds listed in the following table. Sample results less than the BAL associated with the following sample locations were qualified as listed in the following table.

Sample Locations	Analyte	Sample Result	Qualification
SB-10 (8-10) SB-9 (0-1) SB-9 (8-10) SB-10 (4-6) SB-10 (6-8) SB-10 (10-12)	Acetone (TB)	Detected sample results <RL and <BAL	"UB" at the RL
SB-10 (1-2) SB-10 (2-4) SB-9 (1-2) DUP-4-31218	Acetone (TB)	Detected sample results >RL and <BAL	"UB" at detected sample concentration

Note:
RL Reporting limit
TB Trip Blank

3. Mass Spectrometer Tuning

Mass spectrometer performance was acceptable and all analyses were performed within a 12-hour tune clock.

System performance and column resolution were acceptable.

4. Calibration

Satisfactory instrument calibration is established to ensure that the instrument is capable of producing acceptable quantitative data. An initial calibration demonstrates that the instrument is capable of acceptable performance at the beginning of an experimental sequence. The continuing calibration verifies that the instrument daily performance is satisfactory.

4.1 Initial Calibration

The method specifies percent relative standard deviation (%RSD) and relative response factor (RRF) limits for select compounds only. A technical review of the data applies limits to all compounds with no exceptions.

All target compounds associated with the initial calibration standards must exhibit a %RSD less than the control limit (20%) or a correlation coefficient greater than 0.99 and an RRF value greater than control limit (0.05).

All compounds associated with the initial calibrations were within the specified control limits.

4.2 Continuing Calibration

All target compounds associated with the continuing calibration verification (CCV) standard must exhibit a percent difference (%D) less than the control limit (20%) and RRF value greater than control limit (0.05).

All compounds associated with the calibrations were within the specified control limits, with the exception of the compounds presented in the following table.

Sample Locations	Initial/Continuing	Compound	Criteria
SB-10 (1-2) SB-10 (2-4) SB-9 (0-1)	CCV %D	Dichlorodifluoromethane	+51.4%
		Trichlorofluoromethane	+39.1%
		Methyl acetate	+28.1%
		2-Butanone (MEK)	+21.5%
		1,1,1-Trichloroethane	+25.9%
		Carbon tetrachloride	+33.5%
		4-Methyl-2-pentanone (MIBK)	+21.6%
		2-Hexanone	+28.2%
		Dibromochloromethane	+23.4%
		Bromoform	+20.1%
		1,2-Dibromo-3-Chloropropane	+27.9%
SB-10 (8-10) SB-9 (1-2) SB-9 (8-10) DUP-4-31218	CCV %D	Dichlorodifluoromethane	+25.8%
		Carbon tetrachloride	+29.1%

The criteria used to evaluate the initial and continuing calibration are presented in the following table. In the case of a calibration deviation, the sample results are qualified.

Initial/Continuing	Criteria	Sample Result	Qualification
Initial and Continuing Calibration	RRF <0.05	Non-detect	R
		Detect	J
	RRF <0.01[1]	Non-detect	R
		Detect	J
	RRF >0.05 or RRF >0.01[1]	Non-detect	No Action
		Detect	
Initial Calibration	%RSD > 15% or a correlation coefficient <0.99	Non-detect	UJ
		Detect	J
	%RSD >90%	Non-detect	R
		Detect	J
Continuing Calibration	%D >20% (increase in sensitivity)	Non-detect	No Action
		Detect	J
	%D >20% (decrease in sensitivity)	Non-detect	UJ
		Detect	J

Note:

[1]RRF of 0.01 only applies to compounds which are typically poor responding compounds (i.e., ketones, 1,4-dioxane, etc.)

5. Surrogates/System Monitoring Compounds

All samples to be analyzed for organic compounds are spiked with surrogate compounds prior to sample preparation to evaluate overall laboratory performance and efficiency of the analytical technique. VOC analysis requires that all surrogates associated with the analysis exhibit recoveries within the laboratory-established acceptance limits.

All surrogate recoveries were within control limits.

6. Internal Standard Performance

Internal standard performance criteria ensure that the GC/MS sensitivity and response are stable during every sample analysis. The criterion requires the internal standard compounds associated with the VOC exhibit area counts that are not greater than two times (+100%) or less than one-half (-50%) of the area counts of the associated continuing calibration standard.

All internal standard responses were within control limits.

7. Matrix Spike/Matrix Spike Duplicate Analysis

Matrix Spike/Matrix Spike Duplicate (MS/MSD) data are used to assess the precision and accuracy of the analytical method. The compounds used to perform the MS/MSD analysis must exhibit a percent recovery within the laboratory-established acceptance limits. The relative percent difference (RPD) between the MS/MSD recoveries must be within the laboratory-established acceptance limits.

Note: The MS/MSD recovery control limits do not apply for MS/MSD performed on sample locations where the compound concentration detected in the parent sample exceeds the MS/MSD concentration by a factor of four or greater.

The MS/MSD was not performed on a sample within this data set.

8. Laboratory Control Sample Analysis

The Laboratory Control Sample (LCS) analysis is used to assess the accuracy of the analytical method independent of matrix interferences. The compounds associated with the LCS analysis must exhibit a percent recovery within the laboratory-established acceptance limits.

All compounds associated with the LCS analysis exhibited recoveries within the control limits.

9. Field Duplicate Analysis

Field duplicate analysis is used to assess the overall precision of the field sampling procedures and analytical method. For soil matrices, a control limit of 50% is applied to the RPD between the parent sample and the field duplicate. In the instance when the parent and/or duplicate sample concentrations are less than or equal to 5 times the reporting limit (RL), a control limit of three times the RL is applied for soil matrices.

Results for duplicate samples are summarized in the following table.

Sample ID/ Duplicate ID	Compound	Sample Result	Duplicate Result	RPD
SB-10 (1-2)/ DUP-4-31218	All compounds	U	U	AC

Note:

AC Acceptable

No compounds were detected in samples SB-10 (1-2) and DUP-4-31218; hence, RPD was not calculated and the results are considered to be in agreement.

10. Compound Identification

Compounds are identified on the gas chromatography/mass spectrometry (GC/MS) by using the analytes relative retention time and ion spectra.

All identified compounds met the specified criteria.

11. System Performance and Overall Assessment

Overall system performance was acceptable. Other than for those deviations specifically mentioned in this review, the overall data quality is within the guidelines specified in the method.

DATA VALIDATION CHECKLIST FOR VOCs

VOCs: SW-846 8260C	Reported		Performance Acceptable		Not Required
	No	Yes	No	Yes	
GAS CHROMATOGRAPHY/MASS SPECTROMETRY (GC/MS)					
Tier II Validation					
Holding times		X		X	
Reporting limits (units)		X		X	
Blanks					
A. Method blanks		X		X	
B. Equipment blanks		X		X	
C. Trip blanks		X	X		
Laboratory Control Sample (LCS) %R		X		X	
Laboratory Control Sample Duplicate (LCSD) %R	X				X
LCS/LCSD Precision (RPD)	X				X
Matrix Spike (MS) %R	X				X
Matrix Spike Duplicate (MSD) %R	X				X
MS/MSD Precision (RPD)	X				X
Field/Lab Duplicate (RPD)		X		X	
Surrogate Spike Recoveries		X		X	
Dilution Factor		X		X	
Moisture Content		X		X	
Tier III Validation					
System performance and column resolution		X		X	
Initial calibration %RSDs		X		X	
Continuing calibration RRFs		X		X	
Continuing calibration %Ds		X	X		
Instrument tune and performance check		X		X	
Ion abundance criteria for each instrument used		X		X	
Internal standard		X		X	
Compound identification and quantitation					
A. Reconstructed ion chromatograms		X		X	
B. Quantitation Reports		X		X	

VOCs: SW-846 8260C	Reported		Performance Acceptable		Not Required
	No	Yes	No	Yes	
GAS CHROMATOGRAPHY/MASS SPECTROMETRY (GC/MS)					
C. RT of sample compounds within the established RT windows		X		X	
D. Transcription/calculation errors present		X		X	
E. Reporting limits adjusted to reflect sample dilutions		X		X	

Notes:

%RSD Percent Relative standard deviation
%R Percent recovery
%D Percent difference
RPD Relative percent difference
RT Retention time
RRF Relative response factor

POLYCHLORINATED BIPHENYL ANALYSES

1. Holding Times

The specified holding times for the following methods are presented in the following table.

Method	Matrix	Holding Time	Preservation
SW-846 8082A	Water	7 days from collection to extraction and 40 days from extraction to analysis	Cool to <6°C
	Soil	14 days from collection to extraction and 40 days from extraction to analysis	Cool to <6 °C

Note:
The holding times above are recommendations. PCBs are very stable in a variety of matrices, and holding times, under the conditions listed above, may be as long as a year per SW-846 8082A (February 2007).

All samples were analyzed within the specified holding time criteria.

2. Blank Contamination

QA blanks (i.e., method and rinse blanks) are prepared to identify contamination which may have been introduced into the samples during sample preparation or field activity. Method blanks measure laboratory contamination. Rinse blanks measure contamination of samples during field operations.

A BAL of five times the concentration of a detected Aroclor in an associated blank is calculated for QA blanks containing concentrations greater than the MDL. The BAL is compared to the associated sample results to determine if qualification of the sample results is appropriate.

Compounds were not detected above the MDL in the associated blanks; therefore, detected sample results were not associated with blank contamination and no qualification of the sample results was required.

3. Calibration

Satisfactory instrument calibration is established to ensure that the instrument is capable of producing acceptable quantitative data. An initial calibration demonstrates that the instrument is capable of acceptable performance at the beginning of an experimental sequence. The continuing calibration verifies that the instrument daily performance is satisfactory.

3.1 Initial Calibration

A maximum RSD of 20% is allowed or a correlation coefficient greater than 0.99. Multiple-point calibrations were performed for all Aroclors.

All Aroclors associated with the initial calibrations were within the specified control limits.

3.2 Continuing Calibration

All target compounds associated with the CCV standard must exhibit a %D less than the control limit (20%).

All Aroclors associated with continuing calibrations were within the specified control limits.

4. Surrogates/System Monitoring Compounds

All samples to be analyzed for organic compounds are spiked with surrogate compounds prior to sample preparation to evaluate overall laboratory performance and efficiency of the analytical technique. PCB analysis requires that the two PCB surrogate compounds exhibit recoveries within the laboratory-established acceptance limits.

Sample locations associated with surrogates exhibiting recoveries outside of the control limits presented in the following table.

Sample Locations	Surrogate	Recovery
RB-1-31218	Tetrachloro-m-xylene	> UL
	Decachlorobiphenyl	AC

Notes:
Upper control limit (UL)
Acceptable (AC)

The criteria used to evaluate the surrogate recoveries are presented in the following table. In the case of a surrogate deviation, the sample results are qualified as documented in the table below.

Control Limit	Sample Result	Qualification
> the upper control limit (UL)	Non-detect	No Action
	Detect	J
< the lower control limit (LL) but > 10%	Non-detect	UJ
	Detect	J
< 10%	Non-detect	R
	Detect	J
One surrogate exhibiting recovery outside the control limits but > 10%	Non-detect	No Action
	Detect	

5. Matrix Spike/Matrix Spike Duplicate Analysis

MS/MSD data are used to assess the precision and accuracy of the analytical method. The Aroclors used to perform the MS/MSD analysis must exhibit a percent recovery within the laboratory-established acceptance limits. The relative percent difference between the MS/MSD recoveries must exhibit an RPD within the laboratory-established acceptance limits.

Note: The MS/MSD recovery control limits do not apply for MS/MSD performed on sample locations where the Aroclor concentration detected in the parent sample exceeds the MS/MSD concentration by a factor of four or greater.

Sample locations associated with the MS/MSD exhibiting recoveries outside of the control limits are presented in the following table.

Sample Locations	Compound	MS Recovery	MSD Recovery
SB-10 (1-2)	Aroclor 1260	AC	<10%

Note:

AC Acceptable

The criteria used to evaluate the MS/MSD recoveries are presented in the following table. In the case of an MS/MSD deviation, the sample results are qualified as documented in the table below.

Control Limit	Sample Result	Qualification
> the upper control limit (UL)	Non-detect	No Action
	Detect	J
< the lower control limit (LL) but > 10%	Non-detect	UJ
	Detect	J
< 10%	Non-detect	R
	Detect	J

Sample locations associated with MS/MSD recoveries exhibiting an RPD greater than of the control limit presented in the following table.

Sample Locations	Compound
SB-10 (1-2)	Aroclor 1260

The criteria used to evaluate the RPD between the MS/MSD recoveries are presented in the following table. In the case of an RPD deviation, the sample results are qualified as documented in the table below.

Control Limit	Sample Result	Qualification
> UL	Non-detect	UJ
	Detect	J

Note: No sample results were rejected due to the deviations listed above.

6. Laboratory Control Sample/Laboratory Control Sample Duplicate Analysis

The LCS/Laboratory Control Sample Duplicate (LCSD) analysis is used to assess the accuracy of the analytical method independent of matrix interferences. The compounds associated with the LCS/LCSD analysis must exhibit a percent recovery within the laboratory-established acceptance limits.

All compounds associated with the LCS/LCSD analysis exhibited recoveries within the acceptance limits.

7. Field Duplicate Analysis

Field duplicate analysis is used to assess the overall precision of the field sampling procedures and analytical method. For soil matrices, a control limit of 50% is applied to the RPD between the parent

sample and the field duplicate. In the instance when the parent and/or duplicate sample concentrations are less than or equal to 5 times the RL, a control limit of three times the RL is applied for soil matrices.

Results for duplicate samples are summarized in the following table.

Sample ID/ Duplicate ID	Compound	Sample Result	Duplicate Result	RPD
SB-10 (1-2)/ DUP-4-31218	All Aroclors	5.9	3.8	43.3%

Note:

AC Acceptable

The calculated RPDs between the parent sample and field duplicate were acceptable.

8. Compound Identification

The retention times of all quantitated peaks must fall within the calculated retention time windows for both the primary and confirmation columns. When dual column analysis is performed the relative percent difference of detected sample results must be less than 25%.

Sample locations associated with RPD analysis exhibiting recoveries outside of the control limits are presented in the following table.

Sample Locations	Compound	RPD
SB-10 (2-4)	Aroclor 1260	26.9%

The criteria used to evaluate the RPD are presented in the following table. In the case of a RPD deviation, the sample results are qualified as documented in the table below.

Control Limit (%D)	Qualification
>40% to 70%	J
>70% to 100%	JN
>100% [1]	R
>100% to 200% (Interference detected)[2]	J or JN
>50% (PCB sample results less than the RL)	U

When the PCB sample results are less than the RL and the RPD greater than 50% the sample result are raised to the RL and reported as non-detect.

Note 1: If the pattern is confirmed sample results will be qualified as estimated (J). If pattern exhibits interference or if the PCB cannot be positively determined due to weathering the sample results will be qualified as tentative identification estimate (JN).

Note 2: If interference is detected in either column the sample results will be qualified as tentative identification estimate (JN).

9. System Performance and Overall Assessment

Overall system performance was acceptable. Other than for those deviations specifically mentioned in this review, the overall data quality is within the guidelines specified in the method.

DATA VALIDATION CHECKLIST FOR PCBs

PCBs: SW-846 8082A	Reported		Performance Acceptable		Not Required
	No	Yes	No	Yes	
GAS CHROMATOGRAPHY (GC/ECD)					
Tier II Validation					
Holding times		X		X	
Reporting limits (units)		X		X	
Blanks					
A. Method blanks		X		X	
B. Equipment blanks		X		X	
Laboratory Control Sample (LCS) %R		X		X	
Laboratory Control Sample Duplicate (LCSD) %R		X		X	
LCS/LCSD Precision (RPD)		X		X	
Matrix Spike (MS) %R		X	X		
Matrix Spike Duplicate (MSD) %R		X	X		
MS/MSD Precision (RPD)		X	X		
Field/Lab Duplicate (RPD)		X		X	
Surrogate Spike Recoveries		X		X	
Column (RPD) (If dual column is performed-not confirmation purposes only)		X	X		
Dilution Factor		X		X	
Moisture Content		X		X	
Tier III Validation					
Initial calibration %RSDs		X		X	
Continuing calibration %Ds		X		X	
System performance and column resolution		X		X	
Compound identification and quantitation					
A. Quantitation Reports		X		X	
B. RT of sample compounds within the established RT windows		X		X	
C. Pattern identification		X		X	
D. Transcription/calculation errors present		X		X	
E. Reporting limits adjusted to reflect sample dilutions		X		X	

Notes:

%RSD Percent Relative standard deviation
%R Percent recovery
%D Percent difference
RPD Relative percent difference
RT Retention time

SAMPLE COMPLIANCE REPORT

SAMPLE COMPLIANCE REPORT

Sample Delivery Group (SDG)	Sampling Date	Protocol	Sample ID	Matrix	Compliancy[1]		Noncompliance
					VOC	PCB	
480-132471-1	3/12/2018	SW846	SB-10 (1-2)	Soil	No	--	VOC – Blank contamination
	3/12/2018	SW846	SB-10 (2-4)	Soil	No	--	VOC – Blank contamination
	3/12/2018	SW846	SB-10 (8-10)	Soil	No	--	VOC – Blank contamination
	3/12/2018	SW846	SB-9 (0-1)	Soil	No	--	VOC – Blank contamination
	3/12/2018	SW846	SB-9 (1-2)	Soil	No	--	VOC – Blank contamination
	3/12/2018	SW846	SB-9 (8-10)	Soil	No	--	VOC – Blank contamination
	3/12/2018	SW846	DUP-4-31218	Soil	No	--	VOC – Blank contamination
480-132471-2	3/12/2018	SW846	SB-10 (1-2)	Soil	--	No	PCB – MS/MSD %R, RPD
	3/12/2018	SW846	SB-10 (2-4)	Soil	--	No	PCB – Column %D
	3/12/2018	SW846	SB-10 (8-10)	Soil	--	Yes	
	3/12/2018	SW846	SB-9 (0-1)	Soil	--	Yes	
	3/12/2018	SW846	SB-9 (1-2)	Soil	--	Yes	
	3/12/2018	SW846	SB-9 (8-10)	Soil	--	Yes	
	3/12/2018	SW846	DUP-4-31218	Soil	--	Yes	
	3/12/2018	SW846	TB-1-31218	Soil	Yes	--	
	3/12/2018	SW846	RB-1-31218	Soil	Yes	Yes	
480-132471-3	3/12/2018	SW846	SB-10 (4-6)	Soil	No	--	VOC – Blank contamination
	3/12/2018	SW846	SB-10 (6-8)	Soil	No	--	VOC – Blank contamination
	3/12/2018	SW846	SB-10 (10-12)	Soil	No	--	VOC – Blank contamination

Note:

1 Samples which are compliant with no added validation qualifiers are listed as "yes". Samples which are non-compliant or which have added qualifiers are listed as "no". A "no" designation does not necessarily indicate that the data have been rejected or are otherwise unusable.

VALIDATION PERFORMED BY: Andrew Korycinski

SIGNATURE:

DATE: April 17, 2018

PEER REVIEW: Dennis Capria

DATE: April 24, 2018

CHAIN OF CUSTODY

CORRECTED SAMPLE ANALYSIS DATA SHEETS

ARCADIS Design & Consultancy for natural and built assets

ID#:

CHAIN OF CUSTODY LABORATORY ANALYSIS REQUEST FORM

Lab Work Order # **48017567**

Send Results to:

Contact & Company Name:	Telephone:
David Cornell Arcadis	(315) 671-9379
Address:	**Fax:**
110 W. Fayette Street, Suite 300	
City State Zip	**E-mail Address:**
Syracuse, NY 13202	David.Cornell@arcadis.com
Project Name/Location (City, State):	**Project #:**
GE-Tonawanda, NY	APO131O3.1000
Sampler's Printed Name:	**Sampler's Signature:**
Joshua Miller	

Preservative	E	FGE	E	EFG	B		
Filtered (✓)							
# of Containers	1	4	1	4	3		
Container Information	7	1,9	7	1,9	1		

PARAMETER ANALYSIS & METHOD

Sample ID	Collection Date	Collection Time	Type Comp	Type Grab	Matrix	8082A PCBs	8260C VOCs 5 Day TAT*	8082 PCBs Archive*	8260C VOCs Archive*	8260C VOCs			REMARKS
SB-10 (1-2)	3/12/18	10:50	✓		SO	X	X						
SB-10 (2-4)		10:55				X	X						
SB-10 (4-6)		11:00						X	X				
SB-10 (6-8)		11:30						X	X				
SB-10 (10-12)		11:50						X	X				
SB-10 (8-10)		11:45				X	X						
SB-9 (0-1)		13:45				X	X						
SB-9 (1-2)		13:55				X	X						
SB-9 (2-4)		14:10						X	X				
SB-9 (4-6)		14:20						X	X				
SB-9 (6-8)		14:45						X	X				
SB-9 (8-10)		15:00				X	X						
SB-9 (10-12)		15:15						X	X				
DUP-N-31218	↓	"	↓		↓	X	X						

Keys

Preservation Key:	Container Information Key:
A. H2SO4	1. 40 mL Vial
B. HCL	2. 1 L Amber
C. HNO3	3. 250 mL Plastic
D.NaOH	4. 500 mL Plastic
E. None	5. Encore
F. MeOH	6. 2 oz. Glass
G. DI	7. 4 oz. Glass
H.	8. 8 oz. Glass
	9. 125 mL Plastic
	10. 4 oz. Amber

Matrix Key:

SO- Soil	SE- Sediment	NL- NAPL/Oil
W- Water	SL- Sludge	SW- Sample Wipe
T- Tissue	A- Air	

480-132471 COC

Special Instructions/Comments:

☐ Special QA/QC Instructions (✓)

Laboratory Information and Receipt		Relinquished By	Received By	Relinquished By	Laboratory Received By
Lab Name: Test America	Cooler Custody Seal (✓)	Printed Name: Joshua Miller	Printed Name: KIDECKI	Printed Name:	Printed Name:
☑ Cooler packed with ice (✓)	☐ Intact ☐ Not Intact	Signature:	Signature:	Signature:	Signature:
Specify Turnaround Requirements: standard	Sample Receipt:	Firm: Arcadis	Firm: TABUTAB	Firm:	Firm:
Shipping Tracking #:	Condition/Cooler Temp: 2.2	Date/Time: 3/12/18 / 16:20	Date/Time: 3/12/18 1620	Date/Time:	Date/Time:

ID # 85704.1

2.2 #1

ARCADIS Design & Consultancy for natural and built assets

ID#:

CHAIN OF CUSTODY LABORATORY ANALYSIS REQUEST FORM

Lab Work Order # **48017567**

Send Results to:

Contact & Company Name: David Cornell Arcadis	Telephone: (315) 671-9379
Address: 110 W. Fayette Street, Suite 300	Fax:
City State Zip: Syracuse, NY 13202	E-mail Address: David.Cornell@arcadis.com
Project Name/Location (City, State): GE-Tonawanda, NY	Project #: APO131O3.1000
Sampler's Printed Name: Joshua Miller	Sampler's Signature:

Preservative	E	FGE	E	EFG	B	B	E
Filtered (✓)							
# of Containers	1	4	1	4	2	3	2
Container Information	7	1,9	7	1,9	1	1	250 Amber

PARAMETER ANALYSIS & METHOD

Sample ID	Collection Date	Collection Time	Type Comp	Type Grab	Matrix	8082A PCBs	8260C VOCs 5 Day TAT*	8082 PCBs Archive*	8260C VOCs Archive*	8260C VOCs	8260C VOCs	8082A PCBs
TB-1-31218	3/12/18	LAB	✓		W					X		
RB-1-31218	3/12/18	16:00	✓		W						X	X

Keys

Preservation Key:
A. H2SO4
B. HCL
C. HNO3
D.NaOH
E. None
F. MeOH
G. DI
H.

Container Information Key:
1. 40 mL Vial
2. 1 L Amber
3. 250 mL Plastic
4. 500 mL Plastic
5. Encore
6. 2 oz. Glass
7. 4 oz. Glass
8. 8 oz. Glass
9. 125 mL Plastic
10. 4 oz. Amber

Matrix Key:
SO- Soil, SE- Sediment, NL- NAPL/Oil
W- Water, SL- Sludge, SW- Sample Wipe
T- Tissue, A- Air

REMARKS

Special Instructions/Comments:

☐ Special QA/QC Instructions (✓)

Laboratory Information and Receipt		Relinquished By	Received By	Relinquished By	Laboratory Received By
Lab Name: Test America	Cooler Custody Seal (✓)	Printed Name: Joshua Miller	Printed Name: KIA ECHI	Printed Name:	Printed Name:
☑ Cooler packed with ice (✓)	☐ Intact ☐ Not Intact	Signature:	Signature:	Signature:	Signature:
Specify Turnaround Requirements: Standard	Sample Receipt:	Firm: Arcadis	Firm: TABETA CO	Firm:	Firm:
Shipping Tracking #:	Condition/Cooler Temp: 2.2	Date/Time: 3/12/18 / 16:20	Date/Time: 3/12/18 1620	Date/Time:	Date/Time:

ID # 85704.1

#1

Client Sample ID: SB-10 (1-2)

Date Collected: 03/12/18 10:50
Date Received: 03/12/18 16:20

Lab Sample ID: 480-132471-1

Matrix: Solid
Percent Solids: 80.0

Method: 8260C - Volatile Organic Compounds by GC/MS

Analyte	Result	Qualifier	RL	MDL	Unit	D	Prepared	Analyzed	Dil Fac
1,1,1-Trichloroethane	ND		4.5	0.33	ug/Kg	☼	03/13/18 05:00	03/13/18 16:04	1
1,1,2,2-Tetrachloroethane	ND		4.5	0.73	ug/Kg	☼	03/13/18 05:00	03/13/18 16:04	1
1,1,2-Trichloro-1,2,2-trifluoroethane	ND		4.5	1.0	ug/Kg	☼	03/13/18 05:00	03/13/18 16:04	1
1,1,2-Trichloroethane	ND		4.5	0.59	ug/Kg	☼	03/13/18 05:00	03/13/18 16:04	1
1,1-Dichloroethane	ND		4.5	0.55	ug/Kg	☼	03/13/18 05:00	03/13/18 16:04	1
1,1-Dichloroethene	ND		4.5	0.55	ug/Kg	☼	03/13/18 05:00	03/13/18 16:04	1
1,2,4-Trichlorobenzene	ND		4.5	0.28	ug/Kg	☼	03/13/18 05:00	03/13/18 16:04	1
1,2-Dibromo-3-Chloropropane	ND		4.5	2.3	ug/Kg	☼	03/13/18 05:00	03/13/18 16:04	1
1,2-Dibromoethane	ND		4.5	0.58	ug/Kg	☼	03/13/18 05:00	03/13/18 16:04	1
1,2-Dichlorobenzene	ND		4.5	0.35	ug/Kg	☼	03/13/18 05:00	03/13/18 16:04	1
1,2-Dichloroethane	ND		4.5	0.23	ug/Kg	☼	03/13/18 05:00	03/13/18 16:04	1
1,2-Dichloropropane	ND		4.5	2.3	ug/Kg	☼	03/13/18 05:00	03/13/18 16:04	1
1,3-Dichlorobenzene	ND		4.5	0.23	ug/Kg	☼	03/13/18 05:00	03/13/18 16:04	1
1,4-Dichlorobenzene	ND		4.5	0.63	ug/Kg	☼	03/13/18 05:00	03/13/18 16:04	1
2-Butanone (MEK)	ND		23	1.7	ug/Kg	☼	03/13/18 05:00	03/13/18 16:04	1
2-Hexanone	ND		23	2.3	ug/Kg	☼	03/13/18 05:00	03/13/18 16:04	1
4-Methyl-2-pentanone (MIBK)	ND		23	1.5	ug/Kg	☼	03/13/18 05:00	03/13/18 16:04	1
Acetone	**24**	UB	23	3.8	ug/Kg	☼	03/13/18 05:00	03/13/18 16:04	1
Benzene	ND		4.5	0.22	ug/Kg	☼	03/13/18 05:00	03/13/18 16:04	1
Bromodichloromethane	ND		4.5	0.61	ug/Kg	☼	03/13/18 05:00	03/13/18 16:04	1
Bromoform	ND		4.5	2.3	ug/Kg	☼	03/13/18 05:00	03/13/18 16:04	1
Bromomethane	ND		4.5	0.41	ug/Kg	☼	03/13/18 05:00	03/13/18 16:04	1
Carbon disulfide	ND		4.5	2.3	ug/Kg	☼	03/13/18 05:00	03/13/18 16:04	1
Carbon tetrachloride	ND		4.5	0.44	ug/Kg	☼	03/13/18 05:00	03/13/18 16:04	1
Chlorobenzene	ND		4.5	0.60	ug/Kg	☼	03/13/18 05:00	03/13/18 16:04	1
Chloroethane	ND		4.5	1.0	ug/Kg	☼	03/13/18 05:00	03/13/18 16:04	1
Chloroform	ND		4.5	0.28	ug/Kg	☼	03/13/18 05:00	03/13/18 16:04	1
Chloromethane	ND		4.5	0.27	ug/Kg	☼	03/13/18 05:00	03/13/18 16:04	1
cis-1,2-Dichloroethene	ND		4.5	0.58	ug/Kg	☼	03/13/18 05:00	03/13/18 16:04	1
cis-1,3-Dichloropropene	ND		4.5	0.65	ug/Kg	☼	03/13/18 05:00	03/13/18 16:04	1
Cyclohexane	ND		4.5	0.63	ug/Kg	☼	03/13/18 05:00	03/13/18 16:04	1
Dibromochloromethane	ND		4.5	0.58	ug/Kg	☼	03/13/18 05:00	03/13/18 16:04	1
Dichlorodifluoromethane	ND		4.5	0.37	ug/Kg	☼	03/13/18 05:00	03/13/18 16:04	1
Ethylbenzene	ND		4.5	0.31	ug/Kg	☼	03/13/18 05:00	03/13/18 16:04	1
Isopropylbenzene	ND		4.5	0.68	ug/Kg	☼	03/13/18 05:00	03/13/18 16:04	1
Methyl acetate	ND		23	2.7	ug/Kg	☼	03/13/18 05:00	03/13/18 16:04	1
Methyl tert-butyl ether	ND		4.5	0.44	ug/Kg	☼	03/13/18 05:00	03/13/18 16:04	1
Methylcyclohexane	ND		4.5	0.69	ug/Kg	☼	03/13/18 05:00	03/13/18 16:04	1
Methylene Chloride	ND		4.5	2.1	ug/Kg	☼	03/13/18 05:00	03/13/18 16:04	1
Styrene	ND		4.5	0.23	ug/Kg	☼	03/13/18 05:00	03/13/18 16:04	1
Tetrachloroethene	ND		4.5	0.61	ug/Kg	☼	03/13/18 05:00	03/13/18 16:04	1
Toluene	ND		4.5	0.34	ug/Kg	☼	03/13/18 05:00	03/13/18 16:04	1
trans-1,2-Dichloroethene	ND		4.5	0.47	ug/Kg	☼	03/13/18 05:00	03/13/18 16:04	1
trans-1,3-Dichloropropene	ND		4.5	2.0	ug/Kg	☼	03/13/18 05:00	03/13/18 16:04	1
Trichloroethene	ND		4.5	1.0	ug/Kg	☼	03/13/18 05:00	03/13/18 16:04	1
Trichlorofluoromethane	ND		4.5	0.43	ug/Kg	☼	03/13/18 05:00	03/13/18 16:04	1
Vinyl chloride	ND		4.5	0.55	ug/Kg	☼	03/13/18 05:00	03/13/18 16:04	1
Xylenes, Total	ND		9.0	0.76	ug/Kg	☼	03/13/18 05:00	03/13/18 16:04	1

Client Sample ID: SB-10 (1-2)

Date Collected: 03/12/18 10:50
Date Received: 03/12/18 16:20

Lab Sample ID: 480-132471-1

Matrix: Solid
Percent Solids: 80.0

Surrogate	*%Recovery*	*Qualifier*	*Limits*	*Prepared*	*Analyzed*	*Dil Fac*
1,2-Dichloroethane-d4 (Surr)	*125*		*64 - 126*	*03/13/18 05:00*	*03/13/18 16:04*	*1*
4-Bromofluorobenzene (Surr)	*99*		*72 - 126*	*03/13/18 05:00*	*03/13/18 16:04*	*1*
Dibromofluoromethane (Surr)	*113*		*60 - 140*	*03/13/18 05:00*	*03/13/18 16:04*	*1*
Toluene-d8 (Surr)	*97*		*71 - 125*	*03/13/18 05:00*	*03/13/18 16:04*	*1*

Client Sample ID: SB-10 (2-4)

Date Collected: 03/12/18 10:55
Date Received: 03/12/18 16:20

Lab Sample ID: 480-132471-2

Matrix: Solid
Percent Solids: 85.4

Method: 8260C - Volatile Organic Compounds by GC/MS

Analyte	Result	Qualifier	RL	MDL	Unit	D	Prepared	Analyzed	Dil Fac
1,1,1-Trichloroethane	ND		4.1	0.30	ug/Kg	☼	03/13/18 05:00	03/13/18 16:29	1
1,1,2,2-Tetrachloroethane	ND		4.1	0.66	ug/Kg	☼	03/13/18 05:00	03/13/18 16:29	1
1,1,2-Trichloro-1,2,2-trifluoroethane	ND		4.1	0.93	ug/Kg	☼	03/13/18 05:00	03/13/18 16:29	1
1,1,2-Trichloroethane	ND		4.1	0.53	ug/Kg	☼	03/13/18 05:00	03/13/18 16:29	1
1,1-Dichloroethane	ND		4.1	0.50	ug/Kg	☼	03/13/18 05:00	03/13/18 16:29	1
1,1-Dichloroethene	ND		4.1	0.50	ug/Kg	☼	03/13/18 05:00	03/13/18 16:29	1
1,2,4-Trichlorobenzene	**0.30**	**J**	4.1	0.25	ug/Kg	☼	03/13/18 05:00	03/13/18 16:29	1
1,2-Dibromo-3-Chloropropane	ND		4.1	2.0	ug/Kg	☼	03/13/18 05:00	03/13/18 16:29	1
1,2-Dibromoethane	ND		4.1	0.53	ug/Kg	☼	03/13/18 05:00	03/13/18 16:29	1
1,2-Dichlorobenzene	ND		4.1	0.32	ug/Kg	☼	03/13/18 05:00	03/13/18 16:29	1
1,2-Dichloroethane	ND		4.1	0.21	ug/Kg	☼	03/13/18 05:00	03/13/18 16:29	1
1,2-Dichloropropane	ND		4.1	2.0	ug/Kg	☼	03/13/18 05:00	03/13/18 16:29	1
1,3-Dichlorobenzene	**0.60**	**J**	4.1	0.21	ug/Kg	☼	03/13/18 05:00	03/13/18 16:29	1
1,4-Dichlorobenzene	**0.75**	**J**	4.1	0.57	ug/Kg	☼	03/13/18 05:00	03/13/18 16:29	1
2-Butanone (MEK)	ND		20	1.5	ug/Kg	☼	03/13/18 05:00	03/13/18 16:29	1
2-Hexanone	ND		20	2.0	ug/Kg	☼	03/13/18 05:00	03/13/18 16:29	1
4-Methyl-2-pentanone (MIBK)	ND		20	1.3	ug/Kg	☼	03/13/18 05:00	03/13/18 16:29	1
Acetone	**22**	UB	20	3.5	ug/Kg	☼	03/13/18 05:00	03/13/18 16:29	1
Benzene	ND		4.1	0.20	ug/Kg	☼	03/13/18 05:00	03/13/18 16:29	1
Bromodichloromethane	ND		4.1	0.55	ug/Kg	☼	03/13/18 05:00	03/13/18 16:29	1
Bromoform	ND		4.1	2.0	ug/Kg	☼	03/13/18 05:00	03/13/18 16:29	1
Bromomethane	ND		4.1	0.37	ug/Kg	☼	03/13/18 05:00	03/13/18 16:29	1
Carbon disulfide	ND		4.1	2.0	ug/Kg	☼	03/13/18 05:00	03/13/18 16:29	1
Carbon tetrachloride	ND		4.1	0.40	ug/Kg	☼	03/13/18 05:00	03/13/18 16:29	1
Chlorobenzene	ND		4.1	0.54	ug/Kg	☼	03/13/18 05:00	03/13/18 16:29	1
Chloroethane	ND		4.1	0.93	ug/Kg	☼	03/13/18 05:00	03/13/18 16:29	1
Chloroform	ND		4.1	0.25	ug/Kg	☼	03/13/18 05:00	03/13/18 16:29	1
Chloromethane	ND		4.1	0.25	ug/Kg	☼	03/13/18 05:00	03/13/18 16:29	1
cis-1,2-Dichloroethene	ND		4.1	0.52	ug/Kg	☼	03/13/18 05:00	03/13/18 16:29	1
cis-1,3-Dichloropropene	ND		4.1	0.59	ug/Kg	☼	03/13/18 05:00	03/13/18 16:29	1
Cyclohexane	ND		4.1	0.57	ug/Kg	☼	03/13/18 05:00	03/13/18 16:29	1
Dibromochloromethane	ND		4.1	0.52	ug/Kg	☼	03/13/18 05:00	03/13/18 16:29	1
Dichlorodifluoromethane	ND		4.1	0.34	ug/Kg	☼	03/13/18 05:00	03/13/18 16:29	1
Ethylbenzene	ND		4.1	0.28	ug/Kg	☼	03/13/18 05:00	03/13/18 16:29	1
Isopropylbenzene	ND		4.1	0.62	ug/Kg	☼	03/13/18 05:00	03/13/18 16:29	1
Methyl acetate	ND		20	2.5	ug/Kg	☼	03/13/18 05:00	03/13/18 16:29	1
Methyl tert-butyl ether	ND		4.1	0.40	ug/Kg	☼	03/13/18 05:00	03/13/18 16:29	1
Methylcyclohexane	ND		4.1	0.62	ug/Kg	☼	03/13/18 05:00	03/13/18 16:29	1
Methylene Chloride	ND		4.1	1.9	ug/Kg	☼	03/13/18 05:00	03/13/18 16:29	1

Client Sample ID: SB-10 (2-4)

Date Collected: 03/12/18 10:55
Date Received: 03/12/18 16:20

Lab Sample ID: 480-132471-2

Matrix: Solid
Percent Solids: 85.4

Method: 8260C - Volatile Organic Compounds by GC/MS (Continued)

Analyte	Result	Qualifier	RL	MDL	Unit	D	Prepared	Analyzed	Dil Fac
Styrene	ND		4.1	0.20	ug/Kg	☼	03/13/18 05:00	03/13/18 16:29	1
Tetrachloroethene	ND		4.1	0.55	ug/Kg	☼	03/13/18 05:00	03/13/18 16:29	1
Toluene	ND		4.1	0.31	ug/Kg	☼	03/13/18 05:00	03/13/18 16:29	1
trans-1,2-Dichloroethene	ND		4.1	0.42	ug/Kg	☼	03/13/18 05:00	03/13/18 16:29	1
trans-1,3-Dichloropropene	ND		4.1	1.8	ug/Kg	☼	03/13/18 05:00	03/13/18 16:29	1
Trichloroethene	ND		4.1	0.90	ug/Kg	☼	03/13/18 05:00	03/13/18 16:29	1
Trichlorofluoromethane	ND		4.1	0.39	ug/Kg	☼	03/13/18 05:00	03/13/18 16:29	1
Vinyl chloride	ND		4.1	0.50	ug/Kg	☼	03/13/18 05:00	03/13/18 16:29	1
Xylenes, Total	ND		8.2	0.69	ug/Kg	☼	03/13/18 05:00	03/13/18 16:29	1

Surrogate	*%Recovery*	*Qualifier*	*Limits*	*Prepared*	*Analyzed*	*Dil Fac*
1,2-Dichloroethane-d4 (Surr)	*125*		*64 - 126*	*03/13/18 05:00*	*03/13/18 16:29*	*1*
4-Bromofluorobenzene (Surr)	*97*		*72 - 126*	*03/13/18 05:00*	*03/13/18 16:29*	*1*
Dibromofluoromethane (Surr)	*115*		*60 - 140*	*03/13/18 05:00*	*03/13/18 16:29*	*1*
Toluene-d8 (Surr)	*97*		*71 - 125*	*03/13/18 05:00*	*03/13/18 16:29*	*1*

Client Sample ID: SB-10 (8-10)

Date Collected: 03/12/18 11:45
Date Received: 03/12/18 16:20

Lab Sample ID: 480-132471-6

Matrix: Solid
Percent Solids: 87.2

Method: 8260C - Volatile Organic Compounds by GC/MS

Analyte	Result	Qualifier	RL	MDL	Unit	D	Prepared	Analyzed	Dil Fac
1,1,1-Trichloroethane	ND		3.4	0.24	ug/Kg	☼	03/13/18 05:00	03/14/18 01:08	1
1,1,2,2-Tetrachloroethane	ND		3.4	0.55	ug/Kg	☼	03/13/18 05:00	03/14/18 01:08	1
1,1,2-Trichloro-1,2,2-trifluoroethane	ND		3.4	0.77	ug/Kg	☼	03/13/18 05:00	03/14/18 01:08	1
1,1,2-Trichloroethane	ND		3.4	0.44	ug/Kg	☼	03/13/18 05:00	03/14/18 01:08	1
1,1-Dichloroethane	**13**		3.4	0.41	ug/Kg	☼	03/13/18 05:00	03/14/18 01:08	1
1,1-Dichloroethene	**130**		3.4	0.41	ug/Kg	☼	03/13/18 05:00	03/14/18 01:08	1
1,2,4-Trichlorobenzene	**0.29**	**J**	3.4	0.20	ug/Kg	☼	03/13/18 05:00	03/14/18 01:08	1
1,2-Dibromo-3-Chloropropane	ND		3.4	1.7	ug/Kg	☼	03/13/18 05:00	03/14/18 01:08	1
1,2-Dibromoethane	ND		3.4	0.43	ug/Kg	☼	03/13/18 05:00	03/14/18 01:08	1
1,2-Dichlorobenzene	**0.38**	**J**	3.4	0.26	ug/Kg	☼	03/13/18 05:00	03/14/18 01:08	1
1,2-Dichloroethane	**0.54**	**J**	3.4	0.17	ug/Kg	☼	03/13/18 05:00	03/14/18 01:08	1
1,2-Dichloropropane	ND		3.4	1.7	ug/Kg	☼	03/13/18 05:00	03/14/18 01:08	1
1,3-Dichlorobenzene	**6.8**		3.4	0.17	ug/Kg	☼	03/13/18 05:00	03/14/18 01:08	1
1,4-Dichlorobenzene	**12**		3.4	0.47	ug/Kg	☼	03/13/18 05:00	03/14/18 01:08	1
2-Butanone (MEK)	ND		17	1.2	ug/Kg	☼	03/13/18 05:00	03/14/18 01:08	1
2-Hexanone	ND		17	1.7	ug/Kg	☼	03/13/18 05:00	03/14/18 01:08	1
4-Methyl-2-pentanone (MIBK)	ND		17	1.1	ug/Kg	☼	03/13/18 05:00	03/14/18 01:08	1
Acetone 17 UB	~~12~~	~~J~~	17	2.8	ug/Kg	☼	03/13/18 05:00	03/14/18 01:08	1
Benzene	**0.25**	**J**	3.4	0.16	ug/Kg	☼	03/13/18 05:00	03/14/18 01:08	1
Bromodichloromethane	ND		3.4	0.45	ug/Kg	☼	03/13/18 05:00	03/14/18 01:08	1
Bromoform	ND		3.4	1.7	ug/Kg	☼	03/13/18 05:00	03/14/18 01:08	1
Bromomethane	ND		3.4	0.30	ug/Kg	☼	03/13/18 05:00	03/14/18 01:08	1
Carbon disulfide	ND		3.4	1.7	ug/Kg	☼	03/13/18 05:00	03/14/18 01:08	1
Carbon tetrachloride	ND		3.4	0.33	ug/Kg	☼	03/13/18 05:00	03/14/18 01:08	1
Chlorobenzene	ND		3.4	0.44	ug/Kg	☼	03/13/18 05:00	03/14/18 01:08	1
Chloroethane	ND		3.4	0.76	ug/Kg	☼	03/13/18 05:00	03/14/18 01:08	1
Chloroform	ND		3.4	0.21	ug/Kg	☼	03/13/18 05:00	03/14/18 01:08	1
Chloromethane	ND		3.4	0.20	ug/Kg	☼	03/13/18 05:00	03/14/18 01:08	1

Client Sample ID: SB-10 (8-10)

Date Collected: 03/12/18 11:45
Date Received: 03/12/18 16:20

Lab Sample ID: 480-132471-6

Matrix: Solid
Percent Solids: 87.2

Method: 8260C - Volatile Organic Compounds by GC/MS (Continued)

Analyte	Result	Qualifier	RL	MDL	Unit	D	Prepared	Analyzed	Dil Fac
cis-1,2-Dichloroethene	**5.3**		3.4	0.43	ug/Kg	☼	03/13/18 05:00	03/14/18 01:08	1
cis-1,3-Dichloropropene	ND		3.4	0.48	ug/Kg	☼	03/13/18 05:00	03/14/18 01:08	1
Cyclohexane	ND		3.4	0.47	ug/Kg	☼	03/13/18 05:00	03/14/18 01:08	1
Dibromochloromethane	ND		3.4	0.43	ug/Kg	☼	03/13/18 05:00	03/14/18 01:08	1
Dichlorodifluoromethane	ND		3.4	0.28	ug/Kg	☼	03/13/18 05:00	03/14/18 01:08	1
Ethylbenzene	ND		3.4	0.23	ug/Kg	☼	03/13/18 05:00	03/14/18 01:08	1
Isopropylbenzene	ND		3.4	0.51	ug/Kg	☼	03/13/18 05:00	03/14/18 01:08	1
Methyl acetate	ND		17	2.0	ug/Kg	☼	03/13/18 05:00	03/14/18 01:08	1
Methyl tert-butyl ether	ND		3.4	0.33	ug/Kg	☼	03/13/18 05:00	03/14/18 01:08	1
Methylcyclohexane	ND		3.4	0.51	ug/Kg	☼	03/13/18 05:00	03/14/18 01:08	1
Methylene Chloride	ND		3.4	1.5	ug/Kg	☼	03/13/18 05:00	03/14/18 01:08	1
Styrene	ND		3.4	0.17	ug/Kg	☼	03/13/18 05:00	03/14/18 01:08	1
Tetrachloroethene	ND		3.4	0.45	ug/Kg	☼	03/13/18 05:00	03/14/18 01:08	1
Toluene	ND		3.4	0.25	ug/Kg	☼	03/13/18 05:00	03/14/18 01:08	1
trans-1,2-Dichloroethene	**0.44**	**J**	3.4	0.35	ug/Kg	☼	03/13/18 05:00	03/14/18 01:08	1
trans-1,3-Dichloropropene	ND		3.4	1.5	ug/Kg	☼	03/13/18 05:00	03/14/18 01:08	1
Trichloroethene	**2.1**	**J**	3.4	0.74	ug/Kg	☼	03/13/18 05:00	03/14/18 01:08	1
Trichlorofluoromethane	ND		3.4	0.32	ug/Kg	☼	03/13/18 05:00	03/14/18 01:08	1
Vinyl chloride	**1.6**	**J**	3.4	0.41	ug/Kg	☼	03/13/18 05:00	03/14/18 01:08	1
Xylenes, Total	ND		6.7	0.56	ug/Kg	☼	03/13/18 05:00	03/14/18 01:08	1

Surrogate	*%Recovery*	*Qualifier*	*Limits*	*Prepared*	*Analyzed*	*Dil Fac*
1,2-Dichloroethane-d4 (Surr)	*114*		*64 - 126*	*03/13/18 05:00*	*03/14/18 01:08*	*1*
4-Bromofluorobenzene (Surr)	*99*		*72 - 126*	*03/13/18 05:00*	*03/14/18 01:08*	*1*
Dibromofluoromethane (Surr)	*105*		*60 - 140*	*03/13/18 05:00*	*03/14/18 01:08*	*1*
Toluene-d8 (Surr)	*100*		*71 - 125*	*03/13/18 05:00*	*03/14/18 01:08*	*1*

Client Sample ID: SB-9 (0-1)

Date Collected: 03/12/18 13:45
Date Received: 03/12/18 16:20

Lab Sample ID: 480-132471-7

Matrix: Solid
Percent Solids: 79.0

Method: 8260C - Volatile Organic Compounds by GC/MS

Analyte	Result	Qualifier	RL	MDL	Unit	D	Prepared	Analyzed	Dil Fac
1,1,1-Trichloroethane	ND		4.3	0.31	ug/Kg	☼	03/13/18 05:00	03/13/18 17:21	1
1,1,2,2-Tetrachloroethane	ND		4.3	0.69	ug/Kg	☼	03/13/18 05:00	03/13/18 17:21	1
1,1,2-Trichloro-1,2,2-trifluoroethane	ND		4.3	0.98	ug/Kg	☼	03/13/18 05:00	03/13/18 17:21	1
1,1,2-Trichloroethane	ND		4.3	0.56	ug/Kg	☼	03/13/18 05:00	03/13/18 17:21	1
1,1-Dichloroethane	ND		4.3	0.52	ug/Kg	☼	03/13/18 05:00	03/13/18 17:21	1
1,1-Dichloroethene	ND		4.3	0.52	ug/Kg	☼	03/13/18 05:00	03/13/18 17:21	1
1,2,4-Trichlorobenzene	ND		4.3	0.26	ug/Kg	☼	03/13/18 05:00	03/13/18 17:21	1
1,2-Dibromo-3-Chloropropane	ND		4.3	2.1	ug/Kg	☼	03/13/18 05:00	03/13/18 17:21	1
1,2-Dibromoethane	ND		4.3	0.55	ug/Kg	☼	03/13/18 05:00	03/13/18 17:21	1
1,2-Dichlorobenzene	ND		4.3	0.33	ug/Kg	☼	03/13/18 05:00	03/13/18 17:21	1
1,2-Dichloroethane	ND		4.3	0.21	ug/Kg	☼	03/13/18 05:00	03/13/18 17:21	1
1,2-Dichloropropane	ND		4.3	2.1	ug/Kg	☼	03/13/18 05:00	03/13/18 17:21	1
1,3-Dichlorobenzene	ND		4.3	0.22	ug/Kg	☼	03/13/18 05:00	03/13/18 17:21	1
1,4-Dichlorobenzene	ND		4.3	0.60	ug/Kg	☼	03/13/18 05:00	03/13/18 17:21	1
2-Butanone (MEK)	ND		21	1.6	ug/Kg	☼	03/13/18 05:00	03/13/18 17:21	1
2-Hexanone	ND		21	2.1	ug/Kg	☼	03/13/18 05:00	03/13/18 17:21	1
4-Methyl-2-pentanone (MIBK)	ND		21	1.4	ug/Kg	☼	03/13/18 05:00	03/13/18 17:21	1

Client Sample ID: SB-9 (0-1)

Date Collected: 03/12/18 13:45
Date Received: 03/12/18 16:20

Lab Sample ID: 480-132471-7

Matrix: Solid
Percent Solids: 79.0

Method: 8260C - Volatile Organic Compounds by GC/MS (Continued)

Analyte	Result	Qualifier	RL	MDL	Unit	D	Prepared	Analyzed	Dil Fac
Acetone	21 UB ~~20~~ J		21	3.6	ug/Kg	☼	03/13/18 05:00	03/13/18 17:21	1
Benzene	ND		4.3	0.21	ug/Kg	☼	03/13/18 05:00	03/13/18 17:21	1
Bromodichloromethane	ND		4.3	0.57	ug/Kg	☼	03/13/18 05:00	03/13/18 17:21	1
Bromoform	ND		4.3	2.1	ug/Kg	☼	03/13/18 05:00	03/13/18 17:21	1
Bromomethane	ND		4.3	0.39	ug/Kg	☼	03/13/18 05:00	03/13/18 17:21	1
Carbon disulfide	ND		4.3	2.1	ug/Kg	☼	03/13/18 05:00	03/13/18 17:21	1
Carbon tetrachloride	ND		4.3	0.41	ug/Kg	☼	03/13/18 05:00	03/13/18 17:21	1
Chlorobenzene	ND		4.3	0.56	ug/Kg	☼	03/13/18 05:00	03/13/18 17:21	1
Chloroethane	ND		4.3	0.97	ug/Kg	☼	03/13/18 05:00	03/13/18 17:21	1
Chloroform	ND		4.3	0.26	ug/Kg	☼	03/13/18 05:00	03/13/18 17:21	1
Chloromethane	ND		4.3	0.26	ug/Kg	☼	03/13/18 05:00	03/13/18 17:21	1
cis-1,2-Dichloroethene	ND		4.3	0.55	ug/Kg	☼	03/13/18 05:00	03/13/18 17:21	1
cis-1,3-Dichloropropene	ND		4.3	0.62	ug/Kg	☼	03/13/18 05:00	03/13/18 17:21	1
Cyclohexane	ND		4.3	0.60	ug/Kg	☼	03/13/18 05:00	03/13/18 17:21	1
Dibromochloromethane	ND		4.3	0.55	ug/Kg	☼	03/13/18 05:00	03/13/18 17:21	1
Dichlorodifluoromethane	ND		4.3	0.35	ug/Kg	☼	03/13/18 05:00	03/13/18 17:21	1
Ethylbenzene	ND		4.3	0.30	ug/Kg	☼	03/13/18 05:00	03/13/18 17:21	1
Isopropylbenzene	ND		4.3	0.65	ug/Kg	☼	03/13/18 05:00	03/13/18 17:21	1
Methyl acetate	ND		21	2.6	ug/Kg	☼	03/13/18 05:00	03/13/18 17:21	1
Methyl tert-butyl ether	ND		4.3	0.42	ug/Kg	☼	03/13/18 05:00	03/13/18 17:21	1
Methylcyclohexane	ND		4.3	0.65	ug/Kg	☼	03/13/18 05:00	03/13/18 17:21	1
Methylene Chloride	ND		4.3	2.0	ug/Kg	☼	03/13/18 05:00	03/13/18 17:21	1
Styrene	ND		4.3	0.21	ug/Kg	☼	03/13/18 05:00	03/13/18 17:21	1
Tetrachloroethene	ND		4.3	0.57	ug/Kg	☼	03/13/18 05:00	03/13/18 17:21	1
Toluene	ND		4.3	0.32	ug/Kg	☼	03/13/18 05:00	03/13/18 17:21	1
trans-1,2-Dichloroethene	ND		4.3	0.44	ug/Kg	☼	03/13/18 05:00	03/13/18 17:21	1
trans-1,3-Dichloropropene	ND		4.3	1.9	ug/Kg	☼	03/13/18 05:00	03/13/18 17:21	1
Trichloroethene	ND		4.3	0.94	ug/Kg	☼	03/13/18 05:00	03/13/18 17:21	1
Trichlorofluoromethane	ND		4.3	0.40	ug/Kg	☼	03/13/18 05:00	03/13/18 17:21	1
Vinyl chloride	ND		4.3	0.52	ug/Kg	☼	03/13/18 05:00	03/13/18 17:21	1
Xylenes, Total	ND		8.6	0.72	ug/Kg	☼	03/13/18 05:00	03/13/18 17:21	1

Surrogate	*%Recovery*	*Qualifier*	*Limits*	*Prepared*	*Analyzed*	*Dil Fac*
1,2-Dichloroethane-d4 (Surr)	*123*		*64 - 126*	*03/13/18 05:00*	*03/13/18 17:21*	*1*
4-Bromofluorobenzene (Surr)	*99*		*72 - 126*	*03/13/18 05:00*	*03/13/18 17:21*	*1*
Dibromofluoromethane (Surr)	*112*		*60 - 140*	*03/13/18 05:00*	*03/13/18 17:21*	*1*
Toluene-d8 (Surr)	*98*		*71 - 125*	*03/13/18 05:00*	*03/13/18 17:21*	*1*

Client Sample ID: SB-9 (1-2)

Date Collected: 03/12/18 13:55
Date Received: 03/12/18 16:20

Lab Sample ID: 480-132471-8

Matrix: Solid
Percent Solids: 80.4

Method: 8260C - Volatile Organic Compounds by GC/MS

Analyte	Result	Qualifier	RL	MDL	Unit	D	Prepared	Analyzed	Dil Fac
1,1,1-Trichloroethane	ND		4.0	0.29	ug/Kg	☼	03/13/18 05:00	03/14/18 01:33	1
1,1,2,2-Tetrachloroethane	ND		4.0	0.65	ug/Kg	☼	03/13/18 05:00	03/14/18 01:33	1
1,1,2-Trichloro-1,2,2-trifluoroethane	ND		4.0	0.91	ug/Kg	☼	03/13/18 05:00	03/14/18 01:33	1
1,1,2-Trichloroethane	ND		4.0	0.52	ug/Kg	☼	03/13/18 05:00	03/14/18 01:33	1
1,1-Dichloroethane	ND		4.0	0.49	ug/Kg	☼	03/13/18 05:00	03/14/18 01:33	1
1,1-Dichloroethene	ND		4.0	0.49	ug/Kg	☼	03/13/18 05:00	03/14/18 01:33	1

Client Sample ID: SB-9 (1-2)

Date Collected: 03/12/18 13:55
Date Received: 03/12/18 16:20

Lab Sample ID: 480-132471-8

Matrix: Solid
Percent Solids: 80.4

Method: 8260C - Volatile Organic Compounds by GC/MS (Continued)

Analyte	Result	Qualifier	RL	MDL	Unit	D	Prepared	Analyzed	Dil Fac
1,2,4-Trichlorobenzene	ND		4.0	0.24	ug/Kg	☼	03/13/18 05:00	03/14/18 01:33	1
1,2-Dibromo-3-Chloropropane	ND		4.0	2.0	ug/Kg	☼	03/13/18 05:00	03/14/18 01:33	1
1,2-Dibromoethane	ND		4.0	0.51	ug/Kg	☼	03/13/18 05:00	03/14/18 01:33	1
1,2-Dichlorobenzene	ND		4.0	0.31	ug/Kg	☼	03/13/18 05:00	03/14/18 01:33	1
1,2-Dichloroethane	ND		4.0	0.20	ug/Kg	☼	03/13/18 05:00	03/14/18 01:33	1
1,2-Dichloropropane	ND		4.0	2.0	ug/Kg	☼	03/13/18 05:00	03/14/18 01:33	1
1,3-Dichlorobenzene	ND		4.0	0.21	ug/Kg	☼	03/13/18 05:00	03/14/18 01:33	1
1,4-Dichlorobenzene	ND		4.0	0.56	ug/Kg	☼	03/13/18 05:00	03/14/18 01:33	1
2-Butanone (MEK)	ND		20	1.5	ug/Kg	☼	03/13/18 05:00	03/14/18 01:33	1
2-Hexanone	ND		20	2.0	ug/Kg	☼	03/13/18 05:00	03/14/18 01:33	1
4-Methyl-2-pentanone (MIBK)	ND		20	1.3	ug/Kg	☼	03/13/18 05:00	03/14/18 01:33	1
Acetone	**26**	UB	20	3.4	ug/Kg	☼	03/13/18 05:00	03/14/18 01:33	1
Benzene	ND		4.0	0.20	ug/Kg	☼	03/13/18 05:00	03/14/18 01:33	1
Bromodichloromethane	ND		4.0	0.53	ug/Kg	☼	03/13/18 05:00	03/14/18 01:33	1
Bromoform	ND		4.0	2.0	ug/Kg	☼	03/13/18 05:00	03/14/18 01:33	1
Bromomethane	ND		4.0	0.36	ug/Kg	☼	03/13/18 05:00	03/14/18 01:33	1
Carbon disulfide	ND		4.0	2.0	ug/Kg	☼	03/13/18 05:00	03/14/18 01:33	1
Carbon tetrachloride	ND		4.0	0.39	ug/Kg	☼	03/13/18 05:00	03/14/18 01:33	1
Chlorobenzene	ND		4.0	0.53	ug/Kg	☼	03/13/18 05:00	03/14/18 01:33	1
Chloroethane	ND		4.0	0.90	ug/Kg	☼	03/13/18 05:00	03/14/18 01:33	1
Chloroform	ND		4.0	0.25	ug/Kg	☼	03/13/18 05:00	03/14/18 01:33	1
Chloromethane	ND		4.0	0.24	ug/Kg	☼	03/13/18 05:00	03/14/18 01:33	1
cis-1,2-Dichloroethene	ND		4.0	0.51	ug/Kg	☼	03/13/18 05:00	03/14/18 01:33	1
cis-1,3-Dichloropropene	ND		4.0	0.57	ug/Kg	☼	03/13/18 05:00	03/14/18 01:33	1
Cyclohexane	ND		4.0	0.56	ug/Kg	☼	03/13/18 05:00	03/14/18 01:33	1
Dibromochloromethane	ND		4.0	0.51	ug/Kg	☼	03/13/18 05:00	03/14/18 01:33	1
Dichlorodifluoromethane	ND		4.0	0.33	ug/Kg	☼	03/13/18 05:00	03/14/18 01:33	1
Ethylbenzene	ND		4.0	0.28	ug/Kg	☼	03/13/18 05:00	03/14/18 01:33	1
Isopropylbenzene	ND		4.0	0.60	ug/Kg	☼	03/13/18 05:00	03/14/18 01:33	1
Methyl acetate	ND		20	2.4	ug/Kg	☼	03/13/18 05:00	03/14/18 01:33	1
Methyl tert-butyl ether	ND		4.0	0.39	ug/Kg	☼	03/13/18 05:00	03/14/18 01:33	1
Methylcyclohexane	ND		4.0	0.61	ug/Kg	☼	03/13/18 05:00	03/14/18 01:33	1
Methylene Chloride	ND		4.0	1.8	ug/Kg	☼	03/13/18 05:00	03/14/18 01:33	1
Styrene	ND		4.0	0.20	ug/Kg	☼	03/13/18 05:00	03/14/18 01:33	1
Tetrachloroethene	ND		4.0	0.54	ug/Kg	☼	03/13/18 05:00	03/14/18 01:33	1
Toluene	ND		4.0	0.30	ug/Kg	☼	03/13/18 05:00	03/14/18 01:33	1
trans-1,2-Dichloroethene	ND		4.0	0.41	ug/Kg	☼	03/13/18 05:00	03/14/18 01:33	1
trans-1,3-Dichloropropene	ND		4.0	1.8	ug/Kg	☼	03/13/18 05:00	03/14/18 01:33	1
Trichloroethene	ND		4.0	0.88	ug/Kg	☼	03/13/18 05:00	03/14/18 01:33	1
Trichlorofluoromethane	ND		4.0	0.38	ug/Kg	☼	03/13/18 05:00	03/14/18 01:33	1
Vinyl chloride	ND		4.0	0.49	ug/Kg	☼	03/13/18 05:00	03/14/18 01:33	1
Xylenes, Total	ND		8.0	0.67	ug/Kg	☼	03/13/18 05:00	03/14/18 01:33	1

Surrogate	*%Recovery*	*Qualifier*	*Limits*	*Prepared*	*Analyzed*	*Dil Fac*
1,2-Dichloroethane-d4 (Surr)	*120*		*64 - 126*	*03/13/18 05:00*	*03/14/18 01:33*	*1*
4-Bromofluorobenzene (Surr)	*98*		*72 - 126*	*03/13/18 05:00*	*03/14/18 01:33*	*1*
Dibromofluoromethane (Surr)	*107*		*60 - 140*	*03/13/18 05:00*	*03/14/18 01:33*	*1*
Toluene-d8 (Surr)	*99*		*71 - 125*	*03/13/18 05:00*	*03/14/18 01:33*	*1*

Client Sample ID: SB-9 (8-10)

Date Collected: 03/12/18 15:00
Date Received: 03/12/18 16:20

Lab Sample ID: 480-132471-12

Matrix: Solid
Percent Solids: 87.1

Method: 8260C - Volatile Organic Compounds by GC/MS

Analyte	Result	Qualifier	RL	MDL	Unit	D	Prepared	Analyzed	Dil Fac
1,1,1-Trichloroethane	ND		4.1	0.29	ug/Kg	☼	03/13/18 05:00	03/14/18 01:59	1
1,1,2,2-Tetrachloroethane	ND		4.1	0.66	ug/Kg	☼	03/13/18 05:00	03/14/18 01:59	1
1,1,2-Trichloro-1,2,2-trifluoroethane	ND		4.1	0.93	ug/Kg	☼	03/13/18 05:00	03/14/18 01:59	1
1,1,2-Trichloroethane	ND		4.1	0.53	ug/Kg	☼	03/13/18 05:00	03/14/18 01:59	1
1,1-Dichloroethane	ND		4.1	0.50	ug/Kg	☼	03/13/18 05:00	03/14/18 01:59	1
1,1-Dichloroethene	ND		4.1	0.50	ug/Kg	☼	03/13/18 05:00	03/14/18 01:59	1
1,2,4-Trichlorobenzene	ND		4.1	0.25	ug/Kg	☼	03/13/18 05:00	03/14/18 01:59	1
1,2-Dibromo-3-Chloropropane	ND		4.1	2.0	ug/Kg	☼	03/13/18 05:00	03/14/18 01:59	1
1,2-Dibromoethane	ND		4.1	0.52	ug/Kg	☼	03/13/18 05:00	03/14/18 01:59	1
1,2-Dichlorobenzene	ND		4.1	0.32	ug/Kg	☼	03/13/18 05:00	03/14/18 01:59	1
1,2-Dichloroethane	ND		4.1	0.20	ug/Kg	☼	03/13/18 05:00	03/14/18 01:59	1
1,2-Dichloropropane	ND		4.1	2.0	ug/Kg	☼	03/13/18 05:00	03/14/18 01:59	1
1,3-Dichlorobenzene	ND		4.1	0.21	ug/Kg	☼	03/13/18 05:00	03/14/18 01:59	1
1,4-Dichlorobenzene	ND		4.1	0.57	ug/Kg	☼	03/13/18 05:00	03/14/18 01:59	1
2-Butanone (MEK)	ND		20	1.5	ug/Kg	☼	03/13/18 05:00	03/14/18 01:59	1
2-Hexanone	ND		20	2.0	ug/Kg	☼	03/13/18 05:00	03/14/18 01:59	1
4-Methyl-2-pentanone (MIBK)	ND		20	1.3	ug/Kg	☼	03/13/18 05:00	03/14/18 01:59	1
Acetone	20 UB	~~9.0 J~~	20	3.4	ug/Kg	☼	03/13/18 05:00	03/14/18 01:59	1
Benzene	ND		4.1	0.20	ug/Kg	☼	03/13/18 05:00	03/14/18 01:59	1
Bromodichloromethane	ND		4.1	0.54	ug/Kg	☼	03/13/18 05:00	03/14/18 01:59	1
Bromoform	ND		4.1	2.0	ug/Kg	☼	03/13/18 05:00	03/14/18 01:59	1
Bromomethane	ND		4.1	0.37	ug/Kg	☼	03/13/18 05:00	03/14/18 01:59	1
Carbon disulfide	ND		4.1	2.0	ug/Kg	☼	03/13/18 05:00	03/14/18 01:59	1
Carbon tetrachloride	ND		4.1	0.39	ug/Kg	☼	03/13/18 05:00	03/14/18 01:59	1
Chlorobenzene	ND		4.1	0.54	ug/Kg	☼	03/13/18 05:00	03/14/18 01:59	1
Chloroethane	ND		4.1	0.92	ug/Kg	☼	03/13/18 05:00	03/14/18 01:59	1
Chloroform	ND		4.1	0.25	ug/Kg	☼	03/13/18 05:00	03/14/18 01:59	1
Chloromethane	ND		4.1	0.25	ug/Kg	☼	03/13/18 05:00	03/14/18 01:59	1
cis-1,2-Dichloroethene	ND		4.1	0.52	ug/Kg	☼	03/13/18 05:00	03/14/18 01:59	1
cis-1,3-Dichloropropene	ND		4.1	0.58	ug/Kg	☼	03/13/18 05:00	03/14/18 01:59	1
Cyclohexane	ND		4.1	0.57	ug/Kg	☼	03/13/18 05:00	03/14/18 01:59	1
Dibromochloromethane	ND		4.1	0.52	ug/Kg	☼	03/13/18 05:00	03/14/18 01:59	1
Dichlorodifluoromethane	ND		4.1	0.34	ug/Kg	☼	03/13/18 05:00	03/14/18 01:59	1
Ethylbenzene	ND		4.1	0.28	ug/Kg	☼	03/13/18 05:00	03/14/18 01:59	1
Isopropylbenzene	ND		4.1	0.61	ug/Kg	☼	03/13/18 05:00	03/14/18 01:59	1
Methyl acetate	ND		20	2.5	ug/Kg	☼	03/13/18 05:00	03/14/18 01:59	1
Methyl tert-butyl ether	ND		4.1	0.40	ug/Kg	☼	03/13/18 05:00	03/14/18 01:59	1
Methylcyclohexane	ND		4.1	0.62	ug/Kg	☼	03/13/18 05:00	03/14/18 01:59	1
Methylene Chloride	ND		4.1	1.9	ug/Kg	☼	03/13/18 05:00	03/14/18 01:59	1
Styrene	ND		4.1	0.20	ug/Kg	☼	03/13/18 05:00	03/14/18 01:59	1
Tetrachloroethene	ND		4.1	0.54	ug/Kg	☼	03/13/18 05:00	03/14/18 01:59	1
Toluene	ND		4.1	0.31	ug/Kg	☼	03/13/18 05:00	03/14/18 01:59	1
trans-1,2-Dichloroethene	ND		4.1	0.42	ug/Kg	☼	03/13/18 05:00	03/14/18 01:59	1
trans-1,3-Dichloropropene	ND		4.1	1.8	ug/Kg	☼	03/13/18 05:00	03/14/18 01:59	1
Trichloroethene	ND		4.1	0.89	ug/Kg	☼	03/13/18 05:00	03/14/18 01:59	1
Trichlorofluoromethane	ND		4.1	0.38	ug/Kg	☼	03/13/18 05:00	03/14/18 01:59	1
Vinyl chloride	ND		4.1	0.50	ug/Kg	☼	03/13/18 05:00	03/14/18 01:59	1
Xylenes, Total	ND		8.1	0.68	ug/Kg	☼	03/13/18 05:00	03/14/18 01:59	1

Client Sample ID: SB-9 (8-10)

Lab Sample ID: 480-132471-12

Date Collected: 03/12/18 15:00
Matrix: Solid
Date Received: 03/12/18 16:20
Percent Solids: 87.1

Surrogate	*%Recovery*	*Qualifier*	*Limits*	*Prepared*	*Analyzed*	*Dil Fac*
1,2-Dichloroethane-d4 (Surr)	*118*		*64 - 126*	*03/13/18 05:00*	*03/14/18 01:59*	*1*
4-Bromofluorobenzene (Surr)	*98*		*72 - 126*	*03/13/18 05:00*	*03/14/18 01:59*	*1*
Dibromofluoromethane (Surr)	*110*		*60 - 140*	*03/13/18 05:00*	*03/14/18 01:59*	*1*
Toluene-d8 (Surr)	*98*		*71 - 125*	*03/13/18 05:00*	*03/14/18 01:59*	*1*

Client Sample ID: DUP-4-31218

Lab Sample ID: 480-132471-14

Date Collected: 03/12/18 00:00
Matrix: Solid
Date Received: 03/12/18 16:20
Percent Solids: 76.0

Method: 8260C - Volatile Organic Compounds by GC/MS

Analyte	Result	Qualifier	RL	MDL	Unit	D	Prepared	Analyzed	Dil Fac
1,1,1-Trichloroethane	ND		4.4	0.32	ug/Kg	☼	03/13/18 05:00	03/14/18 02:25	1
1,1,2,2-Tetrachloroethane	ND		4.4	0.72	ug/Kg	☼	03/13/18 05:00	03/14/18 02:25	1
1,1,2-Trichloro-1,2,2-trifluoroethane	ND		4.4	1.0	ug/Kg	☼	03/13/18 05:00	03/14/18 02:25	1
1,1,2-Trichloroethane	ND		4.4	0.58	ug/Kg	☼	03/13/18 05:00	03/14/18 02:25	1
1,1-Dichloroethane	ND		4.4	0.54	ug/Kg	☼	03/13/18 05:00	03/14/18 02:25	1
1,1-Dichloroethene	ND		4.4	0.54	ug/Kg	☼	03/13/18 05:00	03/14/18 02:25	1
1,2,4-Trichlorobenzene	ND		4.4	0.27	ug/Kg	☼	03/13/18 05:00	03/14/18 02:25	1
1,2-Dibromo-3-Chloropropane	ND		4.4	2.2	ug/Kg	☼	03/13/18 05:00	03/14/18 02:25	1
1,2-Dibromoethane	ND		4.4	0.57	ug/Kg	☼	03/13/18 05:00	03/14/18 02:25	1
1,2-Dichlorobenzene	ND		4.4	0.35	ug/Kg	☼	03/13/18 05:00	03/14/18 02:25	1
1,2-Dichloroethane	ND		4.4	0.22	ug/Kg	☼	03/13/18 05:00	03/14/18 02:25	1
1,2-Dichloropropane	ND		4.4	2.2	ug/Kg	☼	03/13/18 05:00	03/14/18 02:25	1
1,3-Dichlorobenzene	ND		4.4	0.23	ug/Kg	☼	03/13/18 05:00	03/14/18 02:25	1
1,4-Dichlorobenzene	ND		4.4	0.62	ug/Kg	☼	03/13/18 05:00	03/14/18 02:25	1
2-Butanone (MEK)	ND		22	1.6	ug/Kg	☼	03/13/18 05:00	03/14/18 02:25	1
2-Hexanone	ND		22	2.2	ug/Kg	☼	03/13/18 05:00	03/14/18 02:25	1
4-Methyl-2-pentanone (MIBK)	ND		22	1.5	ug/Kg	☼	03/13/18 05:00	03/14/18 02:25	1
Acetone	**22**	UB	22	3.7	ug/Kg	☼	03/13/18 05:00	03/14/18 02:25	1
Benzene	ND		4.4	0.22	ug/Kg	☼	03/13/18 05:00	03/14/18 02:25	1
Bromodichloromethane	ND		4.4	0.60	ug/Kg	☼	03/13/18 05:00	03/14/18 02:25	1
Bromoform	ND		4.4	2.2	ug/Kg	☼	03/13/18 05:00	03/14/18 02:25	1
Bromomethane	ND		4.4	0.40	ug/Kg	☼	03/13/18 05:00	03/14/18 02:25	1
Carbon disulfide	ND		4.4	2.2	ug/Kg	☼	03/13/18 05:00	03/14/18 02:25	1
Carbon tetrachloride	ND		4.4	0.43	ug/Kg	☼	03/13/18 05:00	03/14/18 02:25	1
Chlorobenzene	ND		4.4	0.59	ug/Kg	☼	03/13/18 05:00	03/14/18 02:25	1
Chloroethane	ND		4.4	1.0	ug/Kg	☼	03/13/18 05:00	03/14/18 02:25	1
Chloroform	ND		4.4	0.27	ug/Kg	☼	03/13/18 05:00	03/14/18 02:25	1
Chloromethane	ND		4.4	0.27	ug/Kg	☼	03/13/18 05:00	03/14/18 02:25	1
cis-1,2-Dichloroethene	ND		4.4	0.57	ug/Kg	☼	03/13/18 05:00	03/14/18 02:25	1
cis-1,3-Dichloropropene	ND		4.4	0.64	ug/Kg	☼	03/13/18 05:00	03/14/18 02:25	1
Cyclohexane	ND		4.4	0.62	ug/Kg	☼	03/13/18 05:00	03/14/18 02:25	1
Dibromochloromethane	ND		4.4	0.57	ug/Kg	☼	03/13/18 05:00	03/14/18 02:25	1
Dichlorodifluoromethane	ND		4.4	0.37	ug/Kg	☼	03/13/18 05:00	03/14/18 02:25	1
Ethylbenzene	ND		4.4	0.31	ug/Kg	☼	03/13/18 05:00	03/14/18 02:25	1
Isopropylbenzene	ND		4.4	0.67	ug/Kg	☼	03/13/18 05:00	03/14/18 02:25	1
Methyl acetate	ND		22	2.7	ug/Kg	☼	03/13/18 05:00	03/14/18 02:25	1
Methyl tert-butyl ether	ND		4.4	0.44	ug/Kg	☼	03/13/18 05:00	03/14/18 02:25	1
Methylcyclohexane	ND		4.4	0.68	ug/Kg	☼	03/13/18 05:00	03/14/18 02:25	1
Methylene Chloride	ND		4.4	2.0	ug/Kg	☼	03/13/18 05:00	03/14/18 02:25	1

Client Sample ID: DUP-4-31218
Date Collected: 03/12/18 00:00
Date Received: 03/12/18 16:20

Lab Sample ID: 480-132471-14
Matrix: Solid
Percent Solids: 76.0

Method: 8260C - Volatile Organic Compounds by GC/MS (Continued)

Analyte	Result	Qualifier	RL	MDL	Unit	D	Prepared	Analyzed	Dil Fac
Styrene	ND		4.4	0.22	ug/Kg	☼	03/13/18 05:00	03/14/18 02:25	1
Tetrachloroethene	ND		4.4	0.60	ug/Kg	☼	03/13/18 05:00	03/14/18 02:25	1
Toluene	ND		4.4	0.34	ug/Kg	☼	03/13/18 05:00	03/14/18 02:25	1
trans-1,2-Dichloroethene	ND		4.4	0.46	ug/Kg	☼	03/13/18 05:00	03/14/18 02:25	1
trans-1,3-Dichloropropene	ND		4.4	2.0	ug/Kg	☼	03/13/18 05:00	03/14/18 02:25	1
Trichloroethene	ND		4.4	0.98	ug/Kg	☼	03/13/18 05:00	03/14/18 02:25	1
Trichlorofluoromethane	ND		4.4	0.42	ug/Kg	☼	03/13/18 05:00	03/14/18 02:25	1
Vinyl chloride	ND		4.4	0.54	ug/Kg	☼	03/13/18 05:00	03/14/18 02:25	1
Xylenes, Total	ND		8.9	0.75	ug/Kg	☼	03/13/18 05:00	03/14/18 02:25	1

Surrogate	*%Recovery*	*Qualifier*	*Limits*	*Prepared*	*Analyzed*	*Dil Fac*
1,2-Dichloroethane-d4 (Surr)	*118*		*64 - 126*	*03/13/18 05:00*	*03/14/18 02:25*	*1*
4-Bromofluorobenzene (Surr)	*98*		*72 - 126*	*03/13/18 05:00*	*03/14/18 02:25*	*1*
Dibromofluoromethane (Surr)	*110*		*60 - 140*	*03/13/18 05:00*	*03/14/18 02:25*	*1*
Toluene-d8 (Surr)	*98*		*71 - 125*	*03/13/18 05:00*	*03/14/18 02:25*	*1*

Client Sample ID: SB-10 (1-2)

Date Collected: 03/12/18 10:50
Date Received: 03/12/18 16:20

Lab Sample ID: 480-132471-1

Matrix: Solid
Percent Solids: 80.0

Method: 8082A - Polychlorinated Biphenyls (PCBs) by Gas Chromatography

Analyte	Result	Qualifier	RL	MDL	Unit	D	Prepared	Analyzed	Dil Fac
PCB-1016	ND		0.58	0.11	mg/Kg	☼	03/13/18 08:59	03/14/18 11:27	2
PCB-1221	ND		0.58	0.11	mg/Kg	☼	03/13/18 08:59	03/14/18 11:27	2
PCB-1232	ND		0.58	0.11	mg/Kg	☼	03/13/18 08:59	03/14/18 11:27	2
PCB-1242	ND		0.58	0.11	mg/Kg	☼	03/13/18 08:59	03/14/18 11:27	2
PCB-1248	ND		0.58	0.11	mg/Kg	☼	03/13/18 08:59	03/14/18 11:27	2
PCB-1254	ND		0.58	0.27	mg/Kg	☼	03/13/18 08:59	03/14/18 11:27	2
PCB-1260	**5.9**	~~F1 F2~~ J	0.58	0.27	mg/Kg	☼	03/13/18 08:59	03/14/18 11:27	2

Surrogate	*%Recovery*	*Qualifier*	*Limits*	*Prepared*	*Analyzed*	*Dil Fac*
Tetrachloro-m-xylene	*102*		*60 - 154*	*03/13/18 08:59*	*03/14/18 11:27*	*2*
Tetrachloro-m-xylene	*120*		*60 - 154*	*03/13/18 08:59*	*03/14/18 11:27*	*2*
DCB Decachlorobiphenyl	*134*		*65 - 174*	*03/13/18 08:59*	*03/14/18 11:27*	*2*
DCB Decachlorobiphenyl	*126*		*65 - 174*	*03/13/18 08:59*	*03/14/18 11:27*	*2*

Client Sample ID: SB-10 (2-4)

Date Collected: 03/12/18 10:55
Date Received: 03/12/18 16:20

Lab Sample ID: 480-132471-2

Matrix: Solid
Percent Solids: 85.4

Method: 8082A - Polychlorinated Biphenyls (PCBs) by Gas Chromatography

Analyte	Result	Qualifier	RL	MDL	Unit	D	Prepared	Analyzed	Dil Fac
PCB-1016	ND		0.25	0.049	mg/Kg	☼	03/13/18 08:59	03/14/18 11:43	1
PCB-1221	ND		0.25	0.049	mg/Kg	☼	03/13/18 08:59	03/14/18 11:43	1
PCB-1232	ND		0.25	0.049	mg/Kg	☼	03/13/18 08:59	03/14/18 11:43	1
PCB-1242	ND		0.25	0.049	mg/Kg	☼	03/13/18 08:59	03/14/18 11:43	1
PCB-1248	ND		0.25	0.049	mg/Kg	☼	03/13/18 08:59	03/14/18 11:43	1
PCB-1254	ND		0.25	0.12	mg/Kg	☼	03/13/18 08:59	03/14/18 11:43	1
PCB-1260	**0.22**	J	0.25	0.12	mg/Kg	☼	03/13/18 08:59	03/14/18 11:43	1

Surrogate	*%Recovery*	*Qualifier*	*Limits*	*Prepared*	*Analyzed*	*Dil Fac*
Tetrachloro-m-xylene	*114*		*60 - 154*	*03/13/18 08:59*	*03/14/18 11:43*	*1*
Tetrachloro-m-xylene	*127*		*60 - 154*	*03/13/18 08:59*	*03/14/18 11:43*	*1*
DCB Decachlorobiphenyl	*142*		*65 - 174*	*03/13/18 08:59*	*03/14/18 11:43*	*1*
DCB Decachlorobiphenyl	*131*		*65 - 174*	*03/13/18 08:59*	*03/14/18 11:43*	*1*

Client Sample ID: SB-10 (8-10)

Date Collected: 03/12/18 11:45
Date Received: 03/12/18 16:20

Lab Sample ID: 480-132471-6

Matrix: Solid
Percent Solids: 87.2

Method: 8082A - Polychlorinated Biphenyls (PCBs) by Gas Chromatography

Analyte	Result	Qualifier	RL	MDL	Unit	D	Prepared	Analyzed	Dil Fac
PCB-1016	ND		0.22	0.043	mg/Kg	☼	03/13/18 08:59	03/14/18 11:58	1
PCB-1221	ND		0.22	0.043	mg/Kg	☼	03/13/18 08:59	03/14/18 11:58	1
PCB-1232	ND		0.22	0.043	mg/Kg	☼	03/13/18 08:59	03/14/18 11:58	1
PCB-1242	ND		0.22	0.043	mg/Kg	☼	03/13/18 08:59	03/14/18 11:58	1
PCB-1248	ND		0.22	0.043	mg/Kg	☼	03/13/18 08:59	03/14/18 11:58	1
PCB-1254	ND		0.22	0.10	mg/Kg	☼	03/13/18 08:59	03/14/18 11:58	1
PCB-1260	ND		0.22	0.10	mg/Kg	☼	03/13/18 08:59	03/14/18 11:58	1

Surrogate	*%Recovery*	*Qualifier*	*Limits*	*Prepared*	*Analyzed*	*Dil Fac*
Tetrachloro-m-xylene	*106*		*60 - 154*	*03/13/18 08:59*	*03/14/18 11:58*	*1*

Client Sample ID: SB-10 (8-10)

Lab Sample ID: 480-132471-6

Date Collected: 03/12/18 11:45
Matrix: Solid
Date Received: 03/12/18 16:20
Percent Solids: 87.2

Method: 8082A - Polychlorinated Biphenyls (PCBs) by Gas Chromatography (Continued)

Surrogate	*%Recovery*	*Qualifier*	*Limits*	*Prepared*	*Analyzed*	*Dil Fac*
Tetrachloro-m-xylene	*121*		*60 - 154*	*03/13/18 08:59*	*03/14/18 11:58*	*1*
DCB Decachlorobiphenyl	*129*		*65 - 174*	*03/13/18 08:59*	*03/14/18 11:58*	*1*
DCB Decachlorobiphenyl	*123*		*65 - 174*	*03/13/18 08:59*	*03/14/18 11:58*	*1*

Client Sample ID: SB-9 (0-1)

Lab Sample ID: 480-132471-7

Date Collected: 03/12/18 13:45
Matrix: Solid
Date Received: 03/12/18 16:20
Percent Solids: 79.0

Method: 8082A - Polychlorinated Biphenyls (PCBs) by Gas Chromatography

Analyte	Result	Qualifier	RL	MDL	Unit	D	Prepared	Analyzed	Dil Fac
PCB-1016	ND		0.26	0.052	mg/Kg	☼	03/13/18 08:59	03/14/18 12:13	1
PCB-1221	ND		0.26	0.052	mg/Kg	☼	03/13/18 08:59	03/14/18 12:13	1
PCB-1232	ND		0.26	0.052	mg/Kg	☼	03/13/18 08:59	03/14/18 12:13	1
PCB-1242	ND		0.26	0.052	mg/Kg	☼	03/13/18 08:59	03/14/18 12:13	1
PCB-1248	ND		0.26	0.052	mg/Kg	☼	03/13/18 08:59	03/14/18 12:13	1
PCB-1254	ND		0.26	0.12	mg/Kg	☼	03/13/18 08:59	03/14/18 12:13	1
PCB-1260	ND		0.26	0.12	mg/Kg	☼	03/13/18 08:59	03/14/18 12:13	1

Surrogate	*%Recovery*	*Qualifier*	*Limits*	*Prepared*	*Analyzed*	*Dil Fac*
Tetrachloro-m-xylene	*118*		*60 - 154*	*03/13/18 08:59*	*03/14/18 12:13*	*1*
Tetrachloro-m-xylene	*132*		*60 - 154*	*03/13/18 08:59*	*03/14/18 12:13*	*1*
DCB Decachlorobiphenyl	*146*		*65 - 174*	*03/13/18 08:59*	*03/14/18 12:13*	*1*
DCB Decachlorobiphenyl	*134*		*65 - 174*	*03/13/18 08:59*	*03/14/18 12:13*	*1*

Client Sample ID: SB-9 (1-2)

Lab Sample ID: 480-132471-8

Date Collected: 03/12/18 13:55
Matrix: Solid
Date Received: 03/12/18 16:20
Percent Solids: 80.4

Method: 8082A - Polychlorinated Biphenyls (PCBs) by Gas Chromatography

Analyte	Result	Qualifier	RL	MDL	Unit	D	Prepared	Analyzed	Dil Fac
PCB-1016	ND		0.30	0.058	mg/Kg	☼	03/13/18 08:59	03/14/18 12:29	1
PCB-1221	ND		0.30	0.058	mg/Kg	☼	03/13/18 08:59	03/14/18 12:29	1
PCB-1232	ND		0.30	0.058	mg/Kg	☼	03/13/18 08:59	03/14/18 12:29	1
PCB-1242	ND		0.30	0.058	mg/Kg	☼	03/13/18 08:59	03/14/18 12:29	1
PCB-1248	ND		0.30	0.058	mg/Kg	☼	03/13/18 08:59	03/14/18 12:29	1
PCB-1254	ND		0.30	0.14	mg/Kg	☼	03/13/18 08:59	03/14/18 12:29	1
PCB-1260	ND		0.30	0.14	mg/Kg	☼	03/13/18 08:59	03/14/18 12:29	1

Surrogate	*%Recovery*	*Qualifier*	*Limits*	*Prepared*	*Analyzed*	*Dil Fac*
Tetrachloro-m-xylene	*106*		*60 - 154*	*03/13/18 08:59*	*03/14/18 12:29*	*1*
Tetrachloro-m-xylene	*122*		*60 - 154*	*03/13/18 08:59*	*03/14/18 12:29*	*1*
DCB Decachlorobiphenyl	*130*		*65 - 174*	*03/13/18 08:59*	*03/14/18 12:29*	*1*
DCB Decachlorobiphenyl	*124*		*65 - 174*	*03/13/18 08:59*	*03/14/18 12:29*	*1*

Client Sample ID: SB-9 (8-10)

Lab Sample ID: 480-132471-12

Date Collected: 03/12/18 15:00
Matrix: Solid
Date Received: 03/12/18 16:20
Percent Solids: 87.1

Method: 8082A - Polychlorinated Biphenyls (PCBs) by Gas Chromatography

Analyte	Result	Qualifier	RL	MDL	Unit	D	Prepared	Analyzed	Dil Fac
PCB-1016	ND		0.23	0.044	mg/Kg	☼	03/13/18 08:59	03/14/18 12:44	1
PCB-1221	ND		0.23	0.044	mg/Kg	☼	03/13/18 08:59	03/14/18 12:44	1
PCB-1232	ND		0.23	0.044	mg/Kg	☼	03/13/18 08:59	03/14/18 12:44	1
PCB-1242	ND		0.23	0.044	mg/Kg	☼	03/13/18 08:59	03/14/18 12:44	1
PCB-1248	ND		0.23	0.044	mg/Kg	☼	03/13/18 08:59	03/14/18 12:44	1
PCB-1254	ND		0.23	0.11	mg/Kg	☼	03/13/18 08:59	03/14/18 12:44	1
PCB-1260	ND		0.23	0.11	mg/Kg	☼	03/13/18 08:59	03/14/18 12:44	1

Surrogate	*%Recovery*	*Qualifier*	*Limits*	*Prepared*	*Analyzed*	*Dil Fac*
Tetrachloro-m-xylene	*112*		*60 - 154*	*03/13/18 08:59*	*03/14/18 12:44*	*1*
Tetrachloro-m-xylene	*129*		*60 - 154*	*03/13/18 08:59*	*03/14/18 12:44*	*1*
DCB Decachlorobiphenyl	*137*		*65 - 174*	*03/13/18 08:59*	*03/14/18 12:44*	*1*
DCB Decachlorobiphenyl	*130*		*65 - 174*	*03/13/18 08:59*	*03/14/18 12:44*	*1*

Client Sample ID: DUP-4-31218

Lab Sample ID: 480-132471-14

Date Collected: 03/12/18 00:00
Matrix: Solid
Date Received: 03/12/18 16:20
Percent Solids: 76.0

Method: 8082A - Polychlorinated Biphenyls (PCBs) by Gas Chromatography

Analyte	Result	Qualifier	RL	MDL	Unit	D	Prepared	Analyzed	Dil Fac
PCB-1016	ND		0.47	0.092	mg/Kg	☼	03/13/18 08:59	03/14/18 13:00	2
PCB-1221	ND		0.47	0.092	mg/Kg	☼	03/13/18 08:59	03/14/18 13:00	2
PCB-1232	ND		0.47	0.092	mg/Kg	☼	03/13/18 08:59	03/14/18 13:00	2
PCB-1242	ND		0.47	0.092	mg/Kg	☼	03/13/18 08:59	03/14/18 13:00	2
PCB-1248	ND		0.47	0.092	mg/Kg	☼	03/13/18 08:59	03/14/18 13:00	2
PCB-1254	ND		0.47	0.22	mg/Kg	☼	03/13/18 08:59	03/14/18 13:00	2
PCB-1260	**3.8**		0.47	0.22	mg/Kg	☼	03/13/18 08:59	03/14/18 13:00	2

Surrogate	*%Recovery*	*Qualifier*	*Limits*	*Prepared*	*Analyzed*	*Dil Fac*
Tetrachloro-m-xylene	*107*		*60 - 154*	*03/13/18 08:59*	*03/14/18 13:00*	*2*
Tetrachloro-m-xylene	*128*		*60 - 154*	*03/13/18 08:59*	*03/14/18 13:00*	*2*
DCB Decachlorobiphenyl	*133*		*65 - 174*	*03/13/18 08:59*	*03/14/18 13:00*	*2*
DCB Decachlorobiphenyl	*131*		*65 - 174*	*03/13/18 08:59*	*03/14/18 13:00*	*2*

Client Sample ID: TB-1-31218

Lab Sample ID: 480-132471-15

Date Collected: 03/12/18 00:00
Matrix: Water
Date Received: 03/12/18 16:20

Method: 8260C - Volatile Organic Compounds by GC/MS

Analyte	Result	Qualifier	RL	MDL	Unit	D	Prepared	Analyzed	Dil Fac
1,1,1-Trichloroethane	ND		1.0	0.82	ug/L			03/13/18 17:54	1
1,1,2,2-Tetrachloroethane	ND		1.0	0.21	ug/L			03/13/18 17:54	1
1,1,2-Trichloro-1,2,2-trifluoroethane	ND		1.0	0.31	ug/L			03/13/18 17:54	1
1,1,2-Trichloroethane	ND		1.0	0.23	ug/L			03/13/18 17:54	1
1,1-Dichloroethane	ND		1.0	0.38	ug/L			03/13/18 17:54	1
1,1-Dichloroethene	ND		1.0	0.29	ug/L			03/13/18 17:54	1
1,2,4-Trichlorobenzene	ND		1.0	0.41	ug/L			03/13/18 17:54	1
1,2-Dibromo-3-Chloropropane	ND		1.0	0.39	ug/L			03/13/18 17:54	1
1,2-Dibromoethane	ND		1.0	0.73	ug/L			03/13/18 17:54	1
1,2-Dichlorobenzene	ND		1.0	0.79	ug/L			03/13/18 17:54	1

Client Sample ID: TB-1-31218
Date Collected: 03/12/18 00:00
Date Received: 03/12/18 16:20

Lab Sample ID: 480-132471-15
Matrix: Water

Method: 8260C - Volatile Organic Compounds by GC/MS (Continued)

Analyte	Result	Qualifier	RL	MDL	Unit	D	Prepared	Analyzed	Dil Fac
1,2-Dichloroethane	ND		1.0	0.21	ug/L			03/13/18 17:54	1
1,2-Dichloropropane	ND		1.0	0.72	ug/L			03/13/18 17:54	1
1,3-Dichlorobenzene	ND		1.0	0.78	ug/L			03/13/18 17:54	1
1,4-Dichlorobenzene	ND		1.0	0.84	ug/L			03/13/18 17:54	1
2-Butanone (MEK)	ND		10	1.3	ug/L			03/13/18 17:54	1
2-Hexanone	ND		5.0	1.2	ug/L			03/13/18 17:54	1
4-Methyl-2-pentanone (MIBK)	ND		5.0	2.1	ug/L			03/13/18 17:54	1
Acetone	**3.2**	**J**	10	3.0	ug/L			03/13/18 17:54	1
Benzene	ND		1.0	0.41	ug/L			03/13/18 17:54	1
Bromodichloromethane	ND		1.0	0.39	ug/L			03/13/18 17:54	1
Bromoform	ND		1.0	0.26	ug/L			03/13/18 17:54	1
Bromomethane	ND		1.0	0.69	ug/L			03/13/18 17:54	1
Carbon disulfide	ND		1.0	0.19	ug/L			03/13/18 17:54	1
Carbon tetrachloride	ND		1.0	0.27	ug/L			03/13/18 17:54	1
Chlorobenzene	ND		1.0	0.75	ug/L			03/13/18 17:54	1
Chloroethane	ND		1.0	0.32	ug/L			03/13/18 17:54	1
Chloroform	ND		1.0	0.34	ug/L			03/13/18 17:54	1
Chloromethane	ND		1.0	0.35	ug/L			03/13/18 17:54	1
cis-1,2-Dichloroethene	ND		1.0	0.81	ug/L			03/13/18 17:54	1
cis-1,3-Dichloropropene	ND		1.0	0.36	ug/L			03/13/18 17:54	1
Cyclohexane	ND		1.0	0.18	ug/L			03/13/18 17:54	1
Dibromochloromethane	ND		1.0	0.32	ug/L			03/13/18 17:54	1
Dichlorodifluoromethane	ND		1.0	0.68	ug/L			03/13/18 17:54	1
Ethylbenzene	ND		1.0	0.74	ug/L			03/13/18 17:54	1
Isopropylbenzene	ND		1.0	0.79	ug/L			03/13/18 17:54	1
Methyl acetate	ND		2.5	1.3	ug/L			03/13/18 17:54	1
Methyl tert-butyl ether	ND		1.0	0.16	ug/L			03/13/18 17:54	1
Methylcyclohexane	ND		1.0	0.16	ug/L			03/13/18 17:54	1
Methylene Chloride	ND		1.0	0.44	ug/L			03/13/18 17:54	1
Styrene	ND		1.0	0.73	ug/L			03/13/18 17:54	1
Tetrachloroethene	ND		1.0	0.36	ug/L			03/13/18 17:54	1
Toluene	ND		1.0	0.51	ug/L			03/13/18 17:54	1
trans-1,2-Dichloroethene	ND		1.0	0.90	ug/L			03/13/18 17:54	1
trans-1,3-Dichloropropene	ND		1.0	0.37	ug/L			03/13/18 17:54	1
Trichloroethene	ND		1.0	0.46	ug/L			03/13/18 17:54	1
Trichlorofluoromethane	ND		1.0	0.88	ug/L			03/13/18 17:54	1
Vinyl chloride	ND		1.0	0.90	ug/L			03/13/18 17:54	1
Xylenes, Total	ND		2.0	0.66	ug/L			03/13/18 17:54	1

Surrogate	*%Recovery*	*Qualifier*	*Limits*	*Prepared*	*Analyzed*	*Dil Fac*
1,2-Dichloroethane-d4 (Surr)	*98*		*77 - 120*		*03/13/18 17:54*	*1*
4-Bromofluorobenzene (Surr)	*105*		*73 - 120*		*03/13/18 17:54*	*1*
Dibromofluoromethane (Surr)	*97*		*75 - 123*		*03/13/18 17:54*	*1*
Toluene-d8 (Surr)	*107*		*80 - 120*		*03/13/18 17:54*	*1*

Client Sample ID: RB-1-31218

Date Collected: 03/12/18 16:00
Date Received: 03/12/18 16:20

Lab Sample ID: 480-132471-16

Matrix: Water

Method: 8260C - Volatile Organic Compounds by GC/MS

Analyte	Result	Qualifier	RL	MDL	Unit	D	Prepared	Analyzed	Dil Fac
1,1,1-Trichloroethane	ND		1.0	0.82	ug/L			03/13/18 18:22	1
1,1,2,2-Tetrachloroethane	ND		1.0	0.21	ug/L			03/13/18 18:22	1
1,1,2-Trichloro-1,2,2-trifluoroethane	ND		1.0	0.31	ug/L			03/13/18 18:22	1
1,1,2-Trichloroethane	ND		1.0	0.23	ug/L			03/13/18 18:22	1
1,1-Dichloroethane	ND		1.0	0.38	ug/L			03/13/18 18:22	1
1,1-Dichloroethene	ND		1.0	0.29	ug/L			03/13/18 18:22	1
1,2,4-Trichlorobenzene	ND		1.0	0.41	ug/L			03/13/18 18:22	1
1,2-Dibromo-3-Chloropropane	ND		1.0	0.39	ug/L			03/13/18 18:22	1
1,2-Dibromoethane	ND		1.0	0.73	ug/L			03/13/18 18:22	1
1,2-Dichlorobenzene	ND		1.0	0.79	ug/L			03/13/18 18:22	1
1,2-Dichloroethane	ND		1.0	0.21	ug/L			03/13/18 18:22	1
1,2-Dichloropropane	ND		1.0	0.72	ug/L			03/13/18 18:22	1
1,3-Dichlorobenzene	ND		1.0	0.78	ug/L			03/13/18 18:22	1
1,4-Dichlorobenzene	ND		1.0	0.84	ug/L			03/13/18 18:22	1
2-Butanone (MEK)	ND		10	1.3	ug/L			03/13/18 18:22	1
2-Hexanone	ND		5.0	1.2	ug/L			03/13/18 18:22	1
4-Methyl-2-pentanone (MIBK)	ND		5.0	2.1	ug/L			03/13/18 18:22	1
Acetone	ND		10	3.0	ug/L			03/13/18 18:22	1
Benzene	ND		1.0	0.41	ug/L			03/13/18 18:22	1
Bromodichloromethane	ND		1.0	0.39	ug/L			03/13/18 18:22	1
Bromoform	ND		1.0	0.26	ug/L			03/13/18 18:22	1
Bromomethane	ND		1.0	0.69	ug/L			03/13/18 18:22	1
Carbon disulfide	ND		1.0	0.19	ug/L			03/13/18 18:22	1
Carbon tetrachloride	ND		1.0	0.27	ug/L			03/13/18 18:22	1
Chlorobenzene	ND		1.0	0.75	ug/L			03/13/18 18:22	1
Chloroethane	ND		1.0	0.32	ug/L			03/13/18 18:22	1
Chloroform	ND		1.0	0.34	ug/L			03/13/18 18:22	1
Chloromethane	ND		1.0	0.35	ug/L			03/13/18 18:22	1
cis-1,2-Dichloroethene	ND		1.0	0.81	ug/L			03/13/18 18:22	1
cis-1,3-Dichloropropene	ND		1.0	0.36	ug/L			03/13/18 18:22	1
Cyclohexane	ND		1.0	0.18	ug/L			03/13/18 18:22	1
Dibromochloromethane	ND		1.0	0.32	ug/L			03/13/18 18:22	1
Dichlorodifluoromethane	ND		1.0	0.68	ug/L			03/13/18 18:22	1
Ethylbenzene	ND		1.0	0.74	ug/L			03/13/18 18:22	1
Isopropylbenzene	ND		1.0	0.79	ug/L			03/13/18 18:22	1
Methyl acetate	ND		2.5	1.3	ug/L			03/13/18 18:22	1
Methyl tert-butyl ether	ND		1.0	0.16	ug/L			03/13/18 18:22	1
Methylcyclohexane	ND		1.0	0.16	ug/L			03/13/18 18:22	1
Methylene Chloride	**0.49**	**J**	1.0	0.44	ug/L			03/13/18 18:22	1
Styrene	ND		1.0	0.73	ug/L			03/13/18 18:22	1
Tetrachloroethene	ND		1.0	0.36	ug/L			03/13/18 18:22	1
Toluene	ND		1.0	0.51	ug/L			03/13/18 18:22	1
trans-1,2-Dichloroethene	ND		1.0	0.90	ug/L			03/13/18 18:22	1
trans-1,3-Dichloropropene	ND		1.0	0.37	ug/L			03/13/18 18:22	1
Trichloroethene	ND		1.0	0.46	ug/L			03/13/18 18:22	1
Trichlorofluoromethane	ND		1.0	0.88	ug/L			03/13/18 18:22	1
Vinyl chloride	ND		1.0	0.90	ug/L			03/13/18 18:22	1
Xylenes, Total	ND		2.0	0.66	ug/L			03/13/18 18:22	1

Client Sample ID: RB-1-31218

Date Collected: 03/12/18 16:00
Date Received: 03/12/18 16:20

Lab Sample ID: 480-132471-16

Matrix: Water

Surrogate	*%Recovery*	*Qualifier*	*Limits*	*Prepared*	*Analyzed*	*Dil Fac*
1,2-Dichloroethane-d4 (Surr)	*101*		*77 - 120*		*03/13/18 18:22*	*1*
4-Bromofluorobenzene (Surr)	*104*		*73 - 120*		*03/13/18 18:22*	*1*
Dibromofluoromethane (Surr)	*101*		*75 - 123*		*03/13/18 18:22*	*1*
Toluene-d8 (Surr)	*107*		*80 - 120*		*03/13/18 18:22*	*1*

Method: 8082A - Polychlorinated Biphenyls (PCBs) by Gas Chromatography

Analyte	Result	Qualifier	RL	MDL	Unit	D	Prepared	Analyzed	Dil Fac
PCB-1016	ND		0.50	0.18	ug/L		03/13/18 08:01	03/13/18 19:10	1
PCB-1221	ND		0.50	0.18	ug/L		03/13/18 08:01	03/13/18 19:10	1
PCB-1232	ND		0.50	0.18	ug/L		03/13/18 08:01	03/13/18 19:10	1
PCB-1242	ND		0.50	0.18	ug/L		03/13/18 08:01	03/13/18 19:10	1
PCB-1248	ND		0.50	0.18	ug/L		03/13/18 08:01	03/13/18 19:10	1
PCB-1254	ND		0.50	0.25	ug/L		03/13/18 08:01	03/13/18 19:10	1
PCB-1260	ND		0.50	0.25	ug/L		03/13/18 08:01	03/13/18 19:10	1

Surrogate	*%Recovery*	*Qualifier*	*Limits*	*Prepared*	*Analyzed*	*Dil Fac*
Tetrachloro-m-xylene	*152*	*X*	*39 - 121*	*03/13/18 08:01*	*03/13/18 19:10*	*1*
Tetrachloro-m-xylene	*130*	*X*	*39 - 121*	*03/13/18 08:01*	*03/13/18 19:10*	*1*
DCB Decachlorobiphenyl	*131*	*X*	*19 - 120*	*03/13/18 08:01*	*03/13/18 19:10*	*1*
DCB Decachlorobiphenyl	*73*		*19 - 120*	*03/13/18 08:01*	*03/13/18 19:10*	*1*

Client Sample ID: SB-10 (4-6)

Date Collected: 03/12/18 11:00
Date Received: 03/12/18 16:20

Lab Sample ID: 480-132471-3

Matrix: Solid
Percent Solids: 86.2

Method: 8260C - Volatile Organic Compounds by GC/MS

Analyte	Result	Qualifier	RL	MDL	Unit	D	Prepared	Analyzed	Dil Fac
1,1,1-Trichloroethane	ND		3.7	0.27	ug/Kg	☼	03/13/18 05:00	03/20/18 03:14	1
1,1,2,2-Tetrachloroethane	ND		3.7	0.60	ug/Kg	☼	03/13/18 05:00	03/20/18 03:14	1
1,1,2-Trichloro-1,2,2-trifluoroethane	ND		3.7	0.85	ug/Kg	☼	03/13/18 05:00	03/20/18 03:14	1
1,1,2-Trichloroethane	ND		3.7	0.48	ug/Kg	☼	03/13/18 05:00	03/20/18 03:14	1
1,1-Dichloroethane	ND		3.7	0.45	ug/Kg	☼	03/13/18 05:00	03/20/18 03:14	1
1,1-Dichloroethene	**0.87**	**J**	3.7	0.45	ug/Kg	☼	03/13/18 05:00	03/20/18 03:14	1
1,2,4-Trichlorobenzene	**0.29**	**J**	3.7	0.23	ug/Kg	☼	03/13/18 05:00	03/20/18 03:14	1
1,2-Dibromo-3-Chloropropane	ND		3.7	1.9	ug/Kg	☼	03/13/18 05:00	03/20/18 03:14	1
1,2-Dibromoethane	ND		3.7	0.48	ug/Kg	☼	03/13/18 05:00	03/20/18 03:14	1
1,2-Dichlorobenzene	ND		3.7	0.29	ug/Kg	☼	03/13/18 05:00	03/20/18 03:14	1
1,2-Dichloroethane	ND		3.7	0.19	ug/Kg	☼	03/13/18 05:00	03/20/18 03:14	1
1,2-Dichloropropane	ND		3.7	1.9	ug/Kg	☼	03/13/18 05:00	03/20/18 03:14	1
1,3-Dichlorobenzene	**0.78**	**J**	3.7	0.19	ug/Kg	☼	03/13/18 05:00	03/20/18 03:14	1
1,4-Dichlorobenzene	**0.98**	**J**	3.7	0.52	ug/Kg	☼	03/13/18 05:00	03/20/18 03:14	1
2-Butanone (MEK)	ND		19	1.4	ug/Kg	☼	03/13/18 05:00	03/20/18 03:14	1
2-Hexanone	ND		19	1.9	ug/Kg	☼	03/13/18 05:00	03/20/18 03:14	1
4-Methyl-2-pentanone (MIBK)	ND		19	1.2	ug/Kg	☼	03/13/18 05:00	03/20/18 03:14	1
Acetone	19 UB	~~15 J~~	19	3.1	ug/Kg	☼	03/13/18 05:00	03/20/18 03:14	1
Benzene	ND		3.7	0.18	ug/Kg	☼	03/13/18 05:00	03/20/18 03:14	1
Bromodichloromethane	ND		3.7	0.50	ug/Kg	☼	03/13/18 05:00	03/20/18 03:14	1
Bromoform	ND		3.7	1.9	ug/Kg	☼	03/13/18 05:00	03/20/18 03:14	1
Bromomethane	ND		3.7	0.33	ug/Kg	☼	03/13/18 05:00	03/20/18 03:14	1
Carbon disulfide	ND		3.7	1.9	ug/Kg	☼	03/13/18 05:00	03/20/18 03:14	1
Carbon tetrachloride	ND		3.7	0.36	ug/Kg	☼	03/13/18 05:00	03/20/18 03:14	1
Chlorobenzene	ND		3.7	0.49	ug/Kg	☼	03/13/18 05:00	03/20/18 03:14	1
Chloroethane	ND		3.7	0.84	ug/Kg	☼	03/13/18 05:00	03/20/18 03:14	1
Chloroform	ND		3.7	0.23	ug/Kg	☼	03/13/18 05:00	03/20/18 03:14	1
Chloromethane	ND		3.7	0.22	ug/Kg	☼	03/13/18 05:00	03/20/18 03:14	1
cis-1,2-Dichloroethene	ND		3.7	0.47	ug/Kg	☼	03/13/18 05:00	03/20/18 03:14	1
cis-1,3-Dichloropropene	ND		3.7	0.53	ug/Kg	☼	03/13/18 05:00	03/20/18 03:14	1
Cyclohexane	ND		3.7	0.52	ug/Kg	☼	03/13/18 05:00	03/20/18 03:14	1
Dibromochloromethane	ND		3.7	0.47	ug/Kg	☼	03/13/18 05:00	03/20/18 03:14	1
Dichlorodifluoromethane	ND		3.7	0.31	ug/Kg	☼	03/13/18 05:00	03/20/18 03:14	1
Ethylbenzene	ND		3.7	0.26	ug/Kg	☼	03/13/18 05:00	03/20/18 03:14	1
Isopropylbenzene	ND		3.7	0.56	ug/Kg	☼	03/13/18 05:00	03/20/18 03:14	1
Methyl acetate	ND		19	2.2	ug/Kg	☼	03/13/18 05:00	03/20/18 03:14	1
Methyl tert-butyl ether	ND		3.7	0.36	ug/Kg	☼	03/13/18 05:00	03/20/18 03:14	1
Methylcyclohexane	ND		3.7	0.56	ug/Kg	☼	03/13/18 05:00	03/20/18 03:14	1
Methylene Chloride	ND		3.7	1.7	ug/Kg	☼	03/13/18 05:00	03/20/18 03:14	1
Styrene	ND		3.7	0.19	ug/Kg	☼	03/13/18 05:00	03/20/18 03:14	1
Tetrachloroethene	ND		3.7	0.50	ug/Kg	☼	03/13/18 05:00	03/20/18 03:14	1
Toluene	ND		3.7	0.28	ug/Kg	☼	03/13/18 05:00	03/20/18 03:14	1
trans-1,2-Dichloroethene	ND		3.7	0.38	ug/Kg	☼	03/13/18 05:00	03/20/18 03:14	1
trans-1,3-Dichloropropene	ND		3.7	1.6	ug/Kg	☼	03/13/18 05:00	03/20/18 03:14	1
Trichloroethene	ND		3.7	0.82	ug/Kg	☼	03/13/18 05:00	03/20/18 03:14	1
Trichlorofluoromethane	ND		3.7	0.35	ug/Kg	☼	03/13/18 05:00	03/20/18 03:14	1
Vinyl chloride	ND		3.7	0.45	ug/Kg	☼	03/13/18 05:00	03/20/18 03:14	1
Xylenes, Total	ND		7.4	0.62	ug/Kg	☼	03/13/18 05:00	03/20/18 03:14	1

Client Sample ID: SB-10 (4-6)

Date Collected: 03/12/18 11:00
Date Received: 03/12/18 16:20

Lab Sample ID: 480-132471-3

Matrix: Solid
Percent Solids: 86.2

Surrogate	*%Recovery*	*Qualifier*	*Limits*	*Prepared*	*Analyzed*	*Dil Fac*
1,2-Dichloroethane-d4 (Surr)	*107*		*64 - 126*	*03/13/18 05:00*	*03/20/18 03:14*	*1*
4-Bromofluorobenzene (Surr)	*100*		*72 - 126*	*03/13/18 05:00*	*03/20/18 03:14*	*1*
Dibromofluoromethane (Surr)	*101*		*60 - 140*	*03/13/18 05:00*	*03/20/18 03:14*	*1*
Toluene-d8 (Surr)	*98*		*71 - 125*	*03/13/18 05:00*	*03/20/18 03:14*	*1*

Client Sample ID: SB-10 (6-8)

Date Collected: 03/12/18 11:30
Date Received: 03/12/18 16:20

Lab Sample ID: 480-132471-4

Matrix: Solid
Percent Solids: 87.4

Method: 8260C - Volatile Organic Compounds by GC/MS

Analyte	Result	Qualifier	RL	MDL	Unit	D	Prepared	Analyzed	Dil Fac
1,1,1-Trichloroethane	ND		3.5	0.26	ug/Kg	☼	03/13/18 05:00	03/20/18 03:40	1
1,1,2,2-Tetrachloroethane	ND		3.5	0.57	ug/Kg	☼	03/13/18 05:00	03/20/18 03:40	1
1,1,2-Trichloro-1,2,2-trifluoroethane	ND		3.5	0.80	ug/Kg	☼	03/13/18 05:00	03/20/18 03:40	1
1,1,2-Trichloroethane	ND		3.5	0.46	ug/Kg	☼	03/13/18 05:00	03/20/18 03:40	1
1,1-Dichloroethane	**3.3**	**J**	3.5	0.43	ug/Kg	☼	03/13/18 05:00	03/20/18 03:40	1
1,1-Dichloroethene	**17**		3.5	0.43	ug/Kg	☼	03/13/18 05:00	03/20/18 03:40	1
1,2,4-Trichlorobenzene	**0.26**	**J**	3.5	0.21	ug/Kg	☼	03/13/18 05:00	03/20/18 03:40	1
1,2-Dibromo-3-Chloropropane	**11**		3.5	1.8	ug/Kg	☼	03/13/18 05:00	03/20/18 03:40	1
1,2-Dibromoethane	ND		3.5	0.45	ug/Kg	☼	03/13/18 05:00	03/20/18 03:40	1
1,2-Dichlorobenzene	ND		3.5	0.28	ug/Kg	☼	03/13/18 05:00	03/20/18 03:40	1
1,2-Dichloroethane	**0.19**	**J**	3.5	0.18	ug/Kg	☼	03/13/18 05:00	03/20/18 03:40	1
1,2-Dichloropropane	ND		3.5	1.8	ug/Kg	☼	03/13/18 05:00	03/20/18 03:40	1
1,3-Dichlorobenzene	**3.6**		3.5	0.18	ug/Kg	☼	03/13/18 05:00	03/20/18 03:40	1
1,4-Dichlorobenzene	**5.5**		3.5	0.49	ug/Kg	☼	03/13/18 05:00	03/20/18 03:40	1
2-Butanone (MEK)	ND		18	1.3	ug/Kg	☼	03/13/18 05:00	03/20/18 03:40	1
2-Hexanone	ND		18	1.8	ug/Kg	☼	03/13/18 05:00	03/20/18 03:40	1
4-Methyl-2-pentanone (MIBK)	ND		18	1.2	ug/Kg	☼	03/13/18 05:00	03/20/18 03:40	1
Acetone	18 UB ~~11~~	~~J~~	18	3.0	ug/Kg	☼	03/13/18 05:00	03/20/18 03:40	1
Benzene	ND		3.5	0.17	ug/Kg	☼	03/13/18 05:00	03/20/18 03:40	1
Bromodichloromethane	ND		3.5	0.47	ug/Kg	☼	03/13/18 05:00	03/20/18 03:40	1
Bromoform	ND		3.5	1.8	ug/Kg	☼	03/13/18 05:00	03/20/18 03:40	1
Bromomethane	ND		3.5	0.32	ug/Kg	☼	03/13/18 05:00	03/20/18 03:40	1
Carbon disulfide	ND		3.5	1.8	ug/Kg	☼	03/13/18 05:00	03/20/18 03:40	1
Carbon tetrachloride	ND		3.5	0.34	ug/Kg	☼	03/13/18 05:00	03/20/18 03:40	1
Chlorobenzene	ND		3.5	0.46	ug/Kg	☼	03/13/18 05:00	03/20/18 03:40	1
Chloroethane	ND		3.5	0.79	ug/Kg	☼	03/13/18 05:00	03/20/18 03:40	1
Chloroform	ND		3.5	0.22	ug/Kg	☼	03/13/18 05:00	03/20/18 03:40	1
Chloromethane	ND		3.5	0.21	ug/Kg	☼	03/13/18 05:00	03/20/18 03:40	1
cis-1,2-Dichloroethene	**1.2**	**J**	3.5	0.45	ug/Kg	☼	03/13/18 05:00	03/20/18 03:40	1
cis-1,3-Dichloropropene	ND		3.5	0.51	ug/Kg	☼	03/13/18 05:00	03/20/18 03:40	1
Cyclohexane	ND		3.5	0.49	ug/Kg	☼	03/13/18 05:00	03/20/18 03:40	1
Dibromochloromethane	ND		3.5	0.45	ug/Kg	☼	03/13/18 05:00	03/20/18 03:40	1
Dichlorodifluoromethane	ND		3.5	0.29	ug/Kg	☼	03/13/18 05:00	03/20/18 03:40	1
Ethylbenzene	ND		3.5	0.24	ug/Kg	☼	03/13/18 05:00	03/20/18 03:40	1
Isopropylbenzene	ND		3.5	0.53	ug/Kg	☼	03/13/18 05:00	03/20/18 03:40	1
Methyl acetate	ND		18	2.1	ug/Kg	☼	03/13/18 05:00	03/20/18 03:40	1
Methyl tert-butyl ether	ND		3.5	0.35	ug/Kg	☼	03/13/18 05:00	03/20/18 03:40	1
Methylcyclohexane	ND		3.5	0.53	ug/Kg	☼	03/13/18 05:00	03/20/18 03:40	1
Methylene Chloride	ND		3.5	1.6	ug/Kg	☼	03/13/18 05:00	03/20/18 03:40	1

Client Sample ID: SB-10 (6-8)

Lab Sample ID: 480-132471-4

Date Collected: 03/12/18 11:30
Matrix: Solid
Date Received: 03/12/18 16:20
Percent Solids: 87.4

Method: 8260C - Volatile Organic Compounds by GC/MS (Continued)

Analyte	Result	Qualifier	RL	MDL	Unit	D	Prepared	Analyzed	Dil Fac
Styrene	ND		3.5	0.18	ug/Kg	☼	03/13/18 05:00	03/20/18 03:40	1
Tetrachloroethene	ND		3.5	0.47	ug/Kg	☼	03/13/18 05:00	03/20/18 03:40	1
Toluene	ND		3.5	0.27	ug/Kg	☼	03/13/18 05:00	03/20/18 03:40	1
trans-1,2-Dichloroethene	ND		3.5	0.36	ug/Kg	☼	03/13/18 05:00	03/20/18 03:40	1
trans-1,3-Dichloropropene	ND		3.5	1.5	ug/Kg	☼	03/13/18 05:00	03/20/18 03:40	1
Trichloroethene	ND		3.5	0.77	ug/Kg	☼	03/13/18 05:00	03/20/18 03:40	1
Trichlorofluoromethane	ND		3.5	0.33	ug/Kg	☼	03/13/18 05:00	03/20/18 03:40	1
Vinyl chloride	**1.8**	**J**	3.5	0.43	ug/Kg	☼	03/13/18 05:00	03/20/18 03:40	1
Xylenes, Total	ND		7.0	0.59	ug/Kg	☼	03/13/18 05:00	03/20/18 03:40	1

Surrogate	*%Recovery*	*Qualifier*	*Limits*	*Prepared*	*Analyzed*	*Dil Fac*
1,2-Dichloroethane-d4 (Surr)	*107*		*64 - 126*	*03/13/18 05:00*	*03/20/18 03:40*	*1*
4-Bromofluorobenzene (Surr)	*100*		*72 - 126*	*03/13/18 05:00*	*03/20/18 03:40*	*1*
Dibromofluoromethane (Surr)	*102*		*60 - 140*	*03/13/18 05:00*	*03/20/18 03:40*	*1*
Toluene-d8 (Surr)	*99*		*71 - 125*	*03/13/18 05:00*	*03/20/18 03:40*	*1*

Client Sample ID: SB-10 (10-12)

Lab Sample ID: 480-132471-5

Date Collected: 03/12/18 11:50
Matrix: Solid
Date Received: 03/12/18 16:20
Percent Solids: 87.0

Method: 8260C - Volatile Organic Compounds by GC/MS

Analyte	Result	Qualifier	RL	MDL	Unit	D	Prepared	Analyzed	Dil Fac
1,1,1-Trichloroethane	ND		3.8	0.27	ug/Kg	☼	03/13/18 05:00	03/20/18 04:05	1
1,1,2,2-Tetrachloroethane	ND		3.8	0.61	ug/Kg	☼	03/13/18 05:00	03/20/18 04:05	1
1,1,2-Trichloro-1,2,2-trifluoroethane	ND		3.8	0.86	ug/Kg	☼	03/13/18 05:00	03/20/18 04:05	1
1,1,2-Trichloroethane	ND		3.8	0.49	ug/Kg	☼	03/13/18 05:00	03/20/18 04:05	1
1,1-Dichloroethane	**6.8**		3.8	0.46	ug/Kg	☼	03/13/18 05:00	03/20/18 04:05	1
1,1-Dichloroethene	**47**		3.8	0.46	ug/Kg	☼	03/13/18 05:00	03/20/18 04:05	1
1,2,4-Trichlorobenzene	ND		3.8	0.23	ug/Kg	☼	03/13/18 05:00	03/20/18 04:05	1
1,2-Dibromo-3-Chloropropane	ND		3.8	1.9	ug/Kg	☼	03/13/18 05:00	03/20/18 04:05	1
1,2-Dibromoethane	ND		3.8	0.49	ug/Kg	☼	03/13/18 05:00	03/20/18 04:05	1
1,2-Dichlorobenzene	ND		3.8	0.30	ug/Kg	☼	03/13/18 05:00	03/20/18 04:05	1
1,2-Dichloroethane	**0.39**	**J**	3.8	0.19	ug/Kg	☼	03/13/18 05:00	03/20/18 04:05	1
1,2-Dichloropropane	ND		3.8	1.9	ug/Kg	☼	03/13/18 05:00	03/20/18 04:05	1
1,3-Dichlorobenzene	**0.59**	**J**	3.8	0.19	ug/Kg	☼	03/13/18 05:00	03/20/18 04:05	1
1,4-Dichlorobenzene	**1.3**	**J**	3.8	0.53	ug/Kg	☼	03/13/18 05:00	03/20/18 04:05	1
2-Butanone (MEK)	ND		19	1.4	ug/Kg	☼	03/13/18 05:00	03/20/18 04:05	1
2-Hexanone	ND		19	1.9	ug/Kg	☼	03/13/18 05:00	03/20/18 04:05	1
4-Methyl-2-pentanone (MIBK)	ND		19	1.2	ug/Kg	☼	03/13/18 05:00	03/20/18 04:05	1
Acetone	19 UB ~~7.9~~	~~J~~	19	3.2	ug/Kg	☼	03/13/18 05:00	03/20/18 04:05	1
Benzene	ND		3.8	0.19	ug/Kg	☼	03/13/18 05:00	03/20/18 04:05	1
Bromodichloromethane	ND		3.8	0.51	ug/Kg	☼	03/13/18 05:00	03/20/18 04:05	1
Bromoform	ND		3.8	1.9	ug/Kg	☼	03/13/18 05:00	03/20/18 04:05	1
Bromomethane	ND		3.8	0.34	ug/Kg	☼	03/13/18 05:00	03/20/18 04:05	1
Carbon disulfide	ND		3.8	1.9	ug/Kg	☼	03/13/18 05:00	03/20/18 04:05	1
Carbon tetrachloride	ND		3.8	0.37	ug/Kg	☼	03/13/18 05:00	03/20/18 04:05	1
Chlorobenzene	ND		3.8	0.50	ug/Kg	☼	03/13/18 05:00	03/20/18 04:05	1
Chloroethane	ND		3.8	0.86	ug/Kg	☼	03/13/18 05:00	03/20/18 04:05	1
Chloroform	ND		3.8	0.23	ug/Kg	☼	03/13/18 05:00	03/20/18 04:05	1
Chloromethane	ND		3.8	0.23	ug/Kg	☼	03/13/18 05:00	03/20/18 04:05	1

Client Sample ID: SB-10 (10-12)

Date Collected: 03/12/18 11:50
Date Received: 03/12/18 16:20

Lab Sample ID: 480-132471-5

Matrix: Solid
Percent Solids: 87.0

Method: 8260C - Volatile Organic Compounds by GC/MS (Continued)

Analyte	Result	Qualifier	RL	MDL	Unit	D	Prepared	Analyzed	Dil Fac
cis-1,2-Dichloroethene	**3.0**	**J**	3.8	0.48	ug/Kg	☼	03/13/18 05:00	03/20/18 04:05	1
cis-1,3-Dichloropropene	ND		3.8	0.54	ug/Kg	☼	03/13/18 05:00	03/20/18 04:05	1
Cyclohexane	ND		3.8	0.53	ug/Kg	☼	03/13/18 05:00	03/20/18 04:05	1
Dibromochloromethane	ND		3.8	0.48	ug/Kg	☼	03/13/18 05:00	03/20/18 04:05	1
Dichlorodifluoromethane	ND		3.8	0.31	ug/Kg	☼	03/13/18 05:00	03/20/18 04:05	1
Ethylbenzene	ND		3.8	0.26	ug/Kg	☼	03/13/18 05:00	03/20/18 04:05	1
Isopropylbenzene	ND		3.8	0.57	ug/Kg	☼	03/13/18 05:00	03/20/18 04:05	1
Methyl acetate	ND		19	2.3	ug/Kg	☼	03/13/18 05:00	03/20/18 04:05	1
Methyl tert-butyl ether	ND		3.8	0.37	ug/Kg	☼	03/13/18 05:00	03/20/18 04:05	1
Methylcyclohexane	ND		3.8	0.58	ug/Kg	☼	03/13/18 05:00	03/20/18 04:05	1
Methylene Chloride	ND		3.8	1.7	ug/Kg	☼	03/13/18 05:00	03/20/18 04:05	1
Styrene	ND		3.8	0.19	ug/Kg	☼	03/13/18 05:00	03/20/18 04:05	1
Tetrachloroethene	ND		3.8	0.51	ug/Kg	☼	03/13/18 05:00	03/20/18 04:05	1
Toluene	ND		3.8	0.29	ug/Kg	☼	03/13/18 05:00	03/20/18 04:05	1
trans-1,2-Dichloroethene	**0.42**	**J**	3.8	0.39	ug/Kg	☼	03/13/18 05:00	03/20/18 04:05	1
trans-1,3-Dichloropropene	ND		3.8	1.7	ug/Kg	☼	03/13/18 05:00	03/20/18 04:05	1
Trichloroethene	**1.5**	**J**	3.8	0.83	ug/Kg	☼	03/13/18 05:00	03/20/18 04:05	1
Trichlorofluoromethane	ND		3.8	0.36	ug/Kg	☼	03/13/18 05:00	03/20/18 04:05	1
Vinyl chloride	ND		3.8	0.46	ug/Kg	☼	03/13/18 05:00	03/20/18 04:05	1
Xylenes, Total	ND		7.6	0.64	ug/Kg	☼	03/13/18 05:00	03/20/18 04:05	1

Surrogate	*%Recovery*	*Qualifier*	*Limits*	*Prepared*	*Analyzed*	*Dil Fac*
1,2-Dichloroethane-d4 (Surr)	*106*		*64 - 126*	*03/13/18 05:00*	*03/20/18 04:05*	*1*
4-Bromofluorobenzene (Surr)	*99*		*72 - 126*	*03/13/18 05:00*	*03/20/18 04:05*	*1*
Dibromofluoromethane (Surr)	*100*		*60 - 140*	*03/13/18 05:00*	*03/20/18 04:05*	*1*
Toluene-d8 (Surr)	*99*		*71 - 125*	*03/13/18 05:00*	*03/20/18 04:05*	*1*

ARCADIS Design & Consultancy for natural and built assets

General Electric Company

Buffalo Service Shop

Tonawanda, New York

NYSDEC ID 915244; EPA ID NYD067539940

DATA USABILITY SUMMARY REPORT

Volatile Organic Compound (VOC) and Polychlorinated Biphenyl (PCB) Analyses

SDG #480-132522-1, and -2

Analyses Performed By:
TestAmerica Laboratories, Inc.
Amherst, New York

Report #29574R
Review Level: Tier III
Project: AP013103.1000.1000B

SUMMARY

This Data Usability Summary Report (DUSR) summarizes the review of Sample Delivery Groups (SDGs) #480-132522-1, and -2 for samples collected in association with The General Electric Company (GE) Buffalo Service Shop in Tonawanda, NY (NYSDEC ID 915244; EPA ID NYD067539940). The review was conducted as a Tier III evaluation and included review of laboratory analytical data package completeness. Field documentation was not included in this review. Included with this assessment are the post-validation annotated sample result sheets, and chain of custody (COC). Analyses were performed for volatile organic compounds (VOCs) and polychlorinated biphenyls (PCBs) on the following samples:

SDG	Sample ID	Lab ID	Matrix	Sample Collection Date	Parent Sample	Analysis	
						VOC	PCB
480-132522-1	SB-11 (0-1)	480-132522-1	Soil	3/13/2018		X	
	SB-11 (1-2)	480-132522-2	Soil	3/13/2018		X	
	SB-11 (4-6)	480-132522-4	Soil	3/13/2018		X	
	SB-20 (0-1)	480-132522-8	Soil	3/13/2018		X	
	SB-20 (6-8)	480-132522-12	Soil	3/13/2018		X	
480-132522-2	SB-11 (0-1)	480-132522-1	Soil	3/13/2018			X
	SB-11 (1-2)	480-132522-2	Soil	3/13/2018			X
	SB-11 (4-6)	480-132522-4	Soil	3/13/2018			X
	SB-20 (0-1)	480-132522-8	Soil	3/13/2018			X
	SB-20 (6-8)	480-132522-12	Soil	3/13/2018			X
	TB-1-31318	480-132522-15	Water	3/13/2018		X	X
	RB-1-31318	480-132522-16	Water	3/13/2018		X	

LABORATORY ANALYTICAL DATA PACKAGE DOCUMENTATION

The table below is the evaluation of the laboratory analytical data package completeness.

Items Reviewed	Reported		Performance Acceptable		Not Required
	No	Yes	No	Yes	
1. Sample receipt condition		X		X	
2. Requested analyses and sample results		X		X	
3. Master tracking list		X		X	
4. Methods of analysis		X		X	
5. Reporting limits		X		X	
6. Sample collection date		X		X	
7. Laboratory sample received date		X		X	
8. Sample preservation verification (as applicable)		X		X	
9. Sample preparation/extraction/analysis dates		X		X	
10. Fully executed COC form		X		X	
11. Narrative summary of quality assurance (QA) or sample problems provided		X		X	
12. Data Package Completeness and Compliance		X		X	

ORGANIC ANALYSIS INTRODUCTION

VOC and PCB analyses were performed according to United States Environmental Protection Agency (USEPA) SW-846 Methods 8260C and 8082A, respectively. Data were reviewed in accordance with the USEPA Region II validation guidelines *Validating Volatile Organic Compounds by Gas Chromatography/Mass Spectrometry SW-846 Method 8260B* (SOP #HW-24, October 2006) and *Validating PCB Compounds by Gas Chromatography SW-846 Method 8082A* (SOP #HW-45, October 2006); the USEPA *National Functional Guidelines for Organic Superfund Methods Data Review* (January 2017); USEPA *Contract Laboratory Program National Functional Guidelines for Organic Data Review* (October 1999); and the *RCRA Facility Investigation Work Plan for Sub-Slab Soils, Buffalo Service Shop* (November 2017).

The data review process is an evaluation of data on a technical basis rather than a determination of contract compliance. As such, the standards against which the data are being weighed may differ from those specified in the analytical method. It is assumed that the data package represents the best efforts of the laboratory and had already been subjected to adequate and sufficient quality review prior to submission.

During the review process, laboratory qualified and unqualified data are verified against the supporting documentation. Based on this evaluation, qualifier codes may be added, deleted, or modified by the data reviewer. Results are qualified with the following codes in accordance with USEPA National Functional Guidelines:

- Concentration (C) Qualifiers
  - U The compound was analyzed for but not detected. The associated value is the compound quantitation limit.
  - B The compound has been found in the sample as well as its associated blank, its presence in the sample may be suspect.
- Quantitation (Q) Qualifiers
  - E The compound was quantitated above the calibration range.
  - D Concentration is based on a diluted sample analysis.
- Validation Qualifiers
  - J The compound was positively identified; however, the associated numerical value is an estimated concentration only.
  - UJ The compound was not detected above the reported sample quantitation limit. However, the reported limit is approximate and may or may not represent the actual limit of quantitation.
  - JN The analysis indicates the presence of a compound for which there is presumptive evidence to make a tentative identification. The associated numerical value is an estimated concentration only.
  - UB Compound considered non-detect at the listed value due to associated blank contamination.
  - N The analysis indicates the presence of a compound for which there is presumptive evidence to make a tentative identification.
  - R The sample results are rejected.

The "R" flag means that the associated value is unusable. In other words, due to significant quality control (QC) problems, the analysis is invalid and provides no information as to whether the compound is present or not. "R" values should not appear on data tables because they cannot be relied upon. It is also important to note that while strict QC serves to increase confidence in data, any value potentially contains error.

VOLATILE ORGANIC COMPOUND ANALYSES

1. Holding Times

The specified holding times for the following methods are presented in the following table.

Method	Matrix	Holding Time	Preservation
SW-846 8260C	Water	14 days from collection to analysis	Cool to <6°C; preserved to a pH of less than 2
	Soil	48 hours from collection to extraction and 14 days from extraction to analysis	Cool to <6 °C.

All samples were analyzed within the specified holding time criteria.

2. Blank Contamination

QA blanks (i.e., method and rinse blanks) are prepared to identify contamination which may have been introduced into the samples during sample preparation or field activity. Method blanks measure laboratory contamination. Rinse blanks measure contamination of samples during field operations.

A blank action level (BAL) of five times the concentration of a detected compound in an associated blank (common laboratory contaminant compounds methylene chloride, 2-butanone, and acetone are calculated at ten times) is calculated for QA blanks containing concentrations greater than the method detection limit (MDL). The BAL is compared to the associated sample results to determine if qualification of the sample results is appropriate.

Compounds were not detected above the MDL in the associated blanks; therefore, detected sample results were not associated with blank contamination and no qualification of the sample results was required.

3. Mass Spectrometer Tuning

Mass spectrometer performance was acceptable and all analyses were performed within a 12-hour tune clock.

System performance and column resolution were acceptable.

4. Calibration

Satisfactory instrument calibration is established to ensure that the instrument is capable of producing acceptable quantitative data. An initial calibration demonstrates that the instrument is capable of acceptable performance at the beginning of an experimental sequence. The continuing calibration verifies that the instrument daily performance is satisfactory.

4.1 Initial Calibration

The method specifies percent relative standard deviation (%RSD) and relative response factor (RRF) limits for select compounds only. A technical review of the data applies limits to all compounds with no exceptions.

All target compounds associated with the initial calibration standards must exhibit a %RSD less than the control limit (20%) or a correlation coefficient greater than 0.99 and an RRF value greater than control limit (0.05).

All compounds associated with the initial calibrations were within the specified control limits.

4.2 Continuing Calibration

All target compounds associated with the continuing calibration verification (CCV) standard must exhibit a percent difference (%D) less than the control limit (20%) and RRF value greater than control limit (0.05).

All compounds associated with the continuing calibrations were within the specified control limits.

5. Surrogates/System Monitoring Compounds

All samples to be analyzed for organic compounds are spiked with surrogate compounds prior to sample preparation to evaluate overall laboratory performance and efficiency of the analytical technique. VOC analysis requires that all surrogates associated with the analysis exhibit recoveries within the laboratory-established acceptance limits.

All surrogate recoveries were within control limits.

6. Internal Standard Performance

Internal standard performance criteria ensure that the GC/MS sensitivity and response are stable during every sample analysis. The criterion requires the internal standard compounds associated with the VOC exhibit area counts that are not greater than two times (+100%) or less than one-half (-50%) of the area counts of the associated continuing calibration standard.

All internal standard responses were within control limits.

7. Matrix Spike/Matrix Spike Duplicate Analysis

Matrix Spike/Matrix Spike Duplicate (MS/MSD) data are used to assess the precision and accuracy of the analytical method. The compounds used to perform the MS/MSD analysis must exhibit a percent recovery within the laboratory-established acceptance limits. The relative percent difference (RPD) between the MS/MSD recoveries must be within the laboratory-established acceptance limits.

Note: The MS/MSD recovery control limits do not apply for MS/MSD performed on sample locations where the compound concentration detected in the parent sample exceeds the MS/MSD concentration by a factor of four or greater.

Sample locations associated with the MS/MSD exhibiting recoveries outside of the control limits are presented in the following table.

Sample Locations	Compound	MS Recovery	MSD Recovery
SB-20 (6-8)	1,1,1-Trichloroethane	AC	<LL but >10%
	1,1,2,2-Tetrachloroethane	<LL but >10%	<LL but >10%
	1,1,2-Trichloroethane	<LL but >10%	<LL but >10%
	1,2,4-Trichlorobenzene	<LL but >10%	<LL but >10%
	1,2-Dibromo-3-Chloropropane	<LL but >10%	<LL but >10%
	1,2-Dibromoethane	<LL but >10%	<LL but >10%
	1,2-Dichlorobenzene	<LL but >10%	<LL but >10%
	1,2-Dichloroethane	<LL but >10%	<LL but >10%
	1,3-Dichlorobenzene	<LL but >10%	<LL but >10%
	1,4-Dichlorobenzene	<LL but >10%	<LL but >10%
	2-Butanone (MEK)	<LL but >10%	<LL but >10%
	4-Methyl-2-pentanone (MIBK)	<LL but >10%	<LL but >10%
	Acetone	<LL but >10%	AC
	Benzene	<LL but >10%	<LL but >10%
	Bromodichloromethane	<LL but >10%	<LL but >10%
	Bromoform	<LL but >10%	<LL but >10%
	Carbon tetrachloride	<LL but >10%	<LL but >10%
	Chlorobenzene	<LL but >10%	<LL but >10%
	Chloroform	<LL but >10%	<LL but >10%
	cis-1,2-Dichloroethene	<LL but >10%	<LL but >10%
	cis-1,3-Dichloropropene	<LL but >10%	<LL but >10%
	Dibromochloromethane	<LL but >10%	<LL but >10%
	Ethylbenzene	<LL but >10%	<LL but >10%
	Isopropylbenzene	<LL but >10%	<LL but >10%
	Styrene	<LL but >10%	<LL but >10%
	Tetrachloroethene	<LL but >10%	<LL but >10%
	Toluene	<LL but >10%	<LL but >10%
	trans-1,2-Dichloroethene	<LL but >10%	<LL but >10%
	Trichloroethene	<LL but >10%	<LL but >10%

Note:

AC Acceptable

The criteria used to evaluate the MS/MSD recoveries are presented in the following table. In the case of an MS/MSD deviation, the sample results are qualified as documented in the table below.

Control Limit	Sample Result	Qualification
> the upper control limit (UL)	Non-detect	No Action
	Detect	J
< the lower control limit (LL) but > 10%	Non-detect	UJ
	Detect	J
< 10%	Non-detect	R
	Detect	J

8. Laboratory Control Sample Analysis

The Laboratory Control Sample (LCS) analysis is used to assess the accuracy of the analytical method independent of matrix interferences. The compounds associated with the LCS analysis must exhibit a percent recovery within the laboratory-established acceptance limits.

All compounds associated with the LCS analysis exhibited recoveries within the acceptance limits.

9. Field Duplicate Analysis

Field duplicate analysis is used to assess the overall precision of the field sampling procedures and analytical method. For soil matrices, a control limit of 50% is applied to the RPD between the parent sample and the field duplicate. In the instance when the parent and/or duplicate sample concentrations are less than or equal to 5 times the reporting limit (RL), a control limit of three times the RL is applied for soil matrices.

A field duplicate was not performed on a sample within this data set.

10. Compound Identification

Compounds are identified on the gas chromatography/mass spectrometry (GC/MS) by using the analytes relative retention time and ion spectra.

All identified compounds met the specified criteria.

11. System Performance and Overall Assessment

Overall system performance was acceptable. Other than for those deviations specifically mentioned in this review, the overall data quality is within the guidelines specified in the method.

DATA VALIDATION CHECKLIST FOR VOCs

VOCs: SW-846 8260C	Reported		Performance Acceptable		Not Required
	No	Yes	No	Yes	
GAS CHROMATOGRAPHY/MASS SPECTROMETRY (GC/MS)					
Tier II Validation					
Holding times		X		X	
Reporting limits (units)		X		X	
Blanks					
A. Method blanks		X		X	
B. Equipment blanks		X		X	
C. Trip blanks		X		X	
Laboratory Control Sample (LCS) %R		X		X	
Laboratory Control Sample Duplicate (LCSD) %R	X				X
LCS/LCSD Precision (RPD)	X				X
Matrix Spike (MS) %R		X	X		
Matrix Spike Duplicate (MSD) %R		X	X		
MS/MSD Precision (RPD)		X		X	
Field/Lab Duplicate (RPD)	X				X
Surrogate Spike Recoveries		X		X	
Dilution Factor		X		X	
Moisture Content		X		X	
Tier III Validation					
System performance and column resolution		X		X	
Initial calibration %RSDs		X		X	
Continuing calibration RRFs		X		X	
Continuing calibration %Ds		X		X	
Instrument tune and performance check		X		X	
Ion abundance criteria for each instrument used		X		X	
Internal standard		X		X	
Compound identification and quantitation					
A. Reconstructed ion chromatograms		X		X	
B. Quantitation Reports		X		X	

VOCs: SW-846 8260C	Reported		Performance Acceptable		Not Required
	No	Yes	No	Yes	
GAS CHROMATOGRAPHY/MASS SPECTROMETRY (GC/MS)					
C. RT of sample compounds within the established RT windows		X		X	
D. Transcription/calculation errors present		X		X	
E. Reporting limits adjusted to reflect sample dilutions		X		X	

Notes:

%RSD Percent Relative standard deviation
%R Percent recovery
%D Percent difference
RPD Relative percent difference
RT Retention time
RRF Relative response factor

POLYCHLORINATED BIPHENYL ANALYSES

1. Holding Times

The specified holding times for the following methods are presented in the following table.

Method	Matrix	Holding Time	Preservation
SW-846 8082A	Water	7 days from collection to extraction and 40 days from extraction to analysis	Cool to <6°C
	Soil	14 days from collection to extraction and 40 days from extraction to analysis	Cool to <6 °C

Note:
The holding times above are recommendations. PCBs are very stable in a variety of matrices, and holding times, under the conditions listed above, may be as long as a year per SW-846 8082A (February 2007).

All samples were analyzed within the specified holding time criteria.

2. Blank Contamination

QA blanks (i.e., method and rinse blanks) are prepared to identify contamination which may have been introduced into the samples during sample preparation or field activity. Method blanks measure laboratory contamination. Rinse blanks measure contamination of samples during field operations.

A BAL of five times the concentration of a detected Aroclor in an associated blank is calculated for QA blanks containing concentrations greater than the MDL. The BAL is compared to the associated sample results to determine if qualification of the sample results is appropriate.

Compounds were not detected above the MDL in the associated blanks; therefore, detected sample results were not associated with blank contamination and no qualification of the sample results was required.

3. Calibration

Satisfactory instrument calibration is established to ensure that the instrument is capable of producing acceptable quantitative data. An initial calibration demonstrates that the instrument is capable of acceptable performance at the beginning of an experimental sequence. The continuing calibration verifies that the instrument daily performance is satisfactory.

3.1 Initial Calibration

A maximum RSD of 20% is allowed or a correlation coefficient greater than 0.99. Multiple-point calibrations were performed for all Aroclors.

All Aroclors associated with the initial calibrations were within the specified control limits.

3.2 Continuing Calibration

All target compounds associated with the CCV standard must exhibit a %D less than the control limit (20%).

All Aroclors associated with continuing calibrations were within the specified control limits, with the exception of those presented in the following table.

Sample Locations	Initial/Continuing	Compound	Criteria
RB-1-31318	CCV %D	Aroclor 1221	+20.3%
		Aroclor 1232	+23.8%

The criteria used to evaluate the initial and continuing calibration are presented in the following table. In the case of a calibration deviation, the sample results are qualified.

Initial/Continuing	Criteria	Sample Result	Qualification
Initial Calibration	%RSD > 20%or a correlation coefficient <0.99	Non-detect	UJ
		Detect	J
CCV	%D >20% (increase in sensitivity)	Non-detect	No Action
		Detect	J
	%D >20% (decrease in sensitivity)	Non-detect	UJ
		Detect	J

4. Surrogates/System Monitoring Compounds

All samples to be analyzed for organic compounds are spiked with surrogate compounds prior to sample preparation to evaluate overall laboratory performance and efficiency of the analytical technique. PCB analysis requires that the two PCB surrogate compounds exhibit recoveries within the laboratory-established acceptance limits.

Sample locations associated with surrogates exhibiting recoveries outside of the control limits presented in the following table.

Sample Locations	Surrogate	Recovery
RB-1-31318	Tetrachloro-m-xylene	> UL
	Decachlorobiphenyl	> UL

Notes:
Upper control limit (UL)

The criteria used to evaluate the surrogate recoveries are presented in the following table. In the case of a surrogate deviation, the sample results are qualified as documented in the table below.

Control Limit	Sample Result	Qualification
> the upper control limit (UL)	Non-detect	No Action
	Detect	J
< the lower control limit (LL) but > 10%	Non-detect	UJ
	Detect	J

Control Limit	Sample Result	Qualification
< 10%	Non-detect	R
	Detect	J

5. Matrix Spike/Matrix Spike Duplicate Analysis

MS/MSD data are used to assess the precision and accuracy of the analytical method. The Aroclors used to perform the MS/MSD analysis must exhibit a percent recovery within the laboratory-established acceptance limits. The relative percent difference between the MS/MSD recoveries must exhibit an RPD within the laboratory-established acceptance limits.

Note: The MS/MSD recovery control limits do not apply for MS/MSD performed on sample locations where the Aroclor concentration detected in the parent sample exceeds the MS/MSD concentration by a factor of four or greater.

The MS/MSD analysis exhibited recoveries and RPD within acceptance limits.

6. Laboratory Control Sample/Laboratory Control Sample Duplicate Analysis

The LCS/Laboratory Control Sample Duplicate (LCSD) analysis is used to assess the accuracy of the analytical method independent of matrix interferences. The compounds associated with the LCS/LCSD analysis must exhibit a percent recovery within the laboratory-established acceptance limits.

The LCS/LCSD analysis exhibited recoveries and RPD within acceptance limits.

7. Field Duplicate Analysis

Field duplicate analysis is used to assess the overall precision of the field sampling procedures and analytical method. For soil matrices, a control limit of 50% is applied to the RPD between the parent sample and the field duplicate. In the instance when the parent and/or duplicate sample concentrations are less than or equal to 5 times the RL, a control limit of three times the RL is applied for soil matrices.

A field duplicate was not performed on a sample within this data set.

8. Compound Identification

The retention times of all quantitated peaks must fall within the calculated retention time windows for both the primary and confirmation columns. When dual column analysis is performed the relative percent difference of detected sample results must be less than 25%.

The dual column analysis exhibited an acceptable %RPD between columns.

9. System Performance and Overall Assessment

Overall system performance was acceptable. Other than for those deviations specifically mentioned in this review, the overall data quality is within the guidelines specified in the method.

DATA VALIDATION CHECKLIST FOR PCBs

PCBs: SW-846 8082A	Reported		Performance Acceptable		Not Required
	No	Yes	No	Yes	
GAS CHROMATOGRAPHY (GC/ECD)					
Tier II Validation					
Holding times		X		X	
Reporting limits (units)		X		X	
Blanks					
A. Method blanks		X		X	
B. Equipment blanks		X		X	
Laboratory Control Sample (LCS) %R		X		X	
Laboratory Control Sample Duplicate (LCSD) %R		X		X	
LCS/LCSD Precision (RPD)		X		X	
Matrix Spike (MS) %R		X		X	
Matrix Spike Duplicate (MSD) %R		X		X	
MS/MSD Precision (RPD)		X		X	
Field/Lab Duplicate (RPD)	X				X
Surrogate Spike Recoveries		X	X		
Column (RPD) (If dual column is performed-not confirmation purposes only)		X		X	
Dilution Factor		X		X	
Moisture Content		X		X	
Tier III Validation					
Initial calibration %RSDs		X		X	
Continuing calibration %Ds		X	X		
System performance and column resolution		X		X	
Compound identification and quantitation					
A. Quantitation Reports		X		X	
B. RT of sample compounds within the established RT windows		X		X	
C. Pattern identification		X		X	
D. Transcription/calculation errors present		X		X	
E. Reporting limits adjusted to reflect sample dilutions		X		X	

Notes:

%RSD Percent Relative standard deviation
%R Percent recovery
%D Percent difference
RPD Relative percent difference
RT Retention time

SAMPLE COMPLIANCE REPORT

SAMPLE COMPLIANCE REPORT

Sample Delivery Group (SDG)	Sampling Date	Protocol	Sample ID	Matrix	Compliancy[1]		Noncompliance
					VOC	PCB	
480-132522-1	3/13/2018	SW846	SB-11 (0-1)	Soil	Yes	--	
	3/13/2018	SW846	SB-11 (1-2)	Soil	Yes	--	
	3/13/2018	SW846	SB-11 (4-6)	Soil	Yes	--	
	3/13/2018	SW846	SB-20 (0-1)	Soil	Yes	--	
	3/13/2018	SW846	SB-20 (6-8)	Soil	No	--	VOC – MS/MSD %R
480-132522-2	3/13/2018	SW846	SB-11 (0-1)	Soil	--	Yes	
	3/13/2018	SW846	SB-11 (1-2)	Soil	--	Yes	
	3/13/2018	SW846	SB-11 (4-6)	Soil	--	Yes	
	3/13/2018	SW846	SB-20 (0-1)	Soil	--	Yes	
	3/13/2018	SW846	SB-20 (6-8)	Soil	--	Yes	
	3/13/2018	SW846	TB-1-31318	Water	--	Yes	
	3/13/2018	SW846	RB-1-31318	Water	Yes	Yes	

Note:

1 Samples which are compliant with no added validation qualifiers are listed as "yes". Samples which are non-compliant or which have added qualifiers are listed as "no". A "no" designation does not necessarily indicate that the data have been rejected or are otherwise unusable.

VALIDATION PERFORMED BY: Andrew Korycinski

SIGNATURE:

DATE: April 18, 2018

PEER REVIEW: Dennis Capria

DATE: April 24, 2018

CHAIN OF CUSTODY

CORRECTED SAMPLE ANALYSIS DATA SHEETS

ARCADIS Design & Consultancy for natural and built assets

ID#:

CHAIN OF CUSTODY LABORATORY ANALYSIS REQUEST FORM

Lab Work Order # **48017567**

Send Results to:

Contact & Company Name: David Cornell Arcadis	Telephone: (315) 671-9379
Address: 110 W. Fayette Street, Suite 300	Fax:
City State Zip: Syracuse, NY 13202	E-mail Address: David.Cornell@arcadis.com
Project Name/Location (City, State): GE-Tonawanda, NY	Project #: APO131O3.1000
Sampler's Printed Name: Joshua Miller	Sampler's Signature:

Preservative	E	FGE	E	EFG	B		
Filtered (✓)							
# of Containers	1	4	1	4	3		
Container Information	7	1,9	7	1,9	1		

PARAMETER ANALYSIS & METHOD

Sample ID	Collection Date	Collection Time	Type Comp	Type Grab	Matrix	8082A PCBs	8260C VOCs 5 Day TAT*	8082 PCBs Archive*	8260C VOCs Archive*	8260C VOCs				REMARKS
SB-11 (0-1)	3/13/18	8:10	X		SO	X	X							
SB-11 (1-2)		8:20				X	X							
SB-11 (2-4)		8:30						X	X					
SB-11 (4-6)		8:40				X	X							
SB-11 (6-8)		9:30						X	X					
SB-11 (8-10)		9:40						X	X					
SB-11 (10-12)		9:50						X	X					
SB-20 (0-1)		11:00				X	X							
SB-20 (1-2)		11:05				X			X					
SB-20 (2-4)		11:15						X	X					
SB-20 (4-6)		11:20						X	X					
SB-20 (6-8)		11:30				X	X							MS/MSD
SB-20 (8-10)		11:40						X	X					
SB-20 (10-12)		11:50						X	X					

Keys

Preservation Key:	Container Information Key:
A. H2SO4	1. 40 mL Vial
B. HCL	2. 1 L Amber
C. HNO3	3. 250 mL Plastic
D.NaOH	4. 500 mL Plastic
E. None	5. Encore
F. MeOH	6. 2 oz. Glass
G. DI	7. 4 oz. Glass
H.	8. 8 oz. Glass
	9. 125 mL Plastic
	10. 4 oz. Amber

Matrix Key:

SO- Soil	SE- Sediment	NL- NAPL/Oil
W- Water	SL- Sludge	SW- Sample Wipe
T- Tissue	A- Air	

480-132522 COC

Special Instructions/Comments:

☐ Special QA/QC Instructions (✓)

Laboratory Information and Receipt		Relinquished By	Received By	Relinquished By	Laboratory Received By
Lab Name: Test America	Cooler Custody Seal (✓)	Printed Name: Joshua Miller	Printed Name: KINECHY	Printed Name:	Printed Name:
☑ Cooler packed with ice (✓)	☐ Intact ☐ Not Intact	Signature:	Signature:	Signature:	Signature:
Specify Turnaround Requirements: Standard	Sample Receipt:	Firm: Arcadis	Firm: DAS	Firm:	Firm:
Shipping Tracking #:	Condition/Cooler Temp: 27	Date/Time: 3/13/18 / 16:30	Date/Time: 3/13/18 1630	Date/Time:	Date/Time:

#1

ARCADIS Design & Consultancy for natural and built assets

ID#:

CHAIN OF CUSTODY LABORATORY ANALYSIS REQUEST FORM

Lab Work Order # **48017567**

Send Results to:

Contact & Company Name: David Cornell Arcadis	Telephone: (315) 671-9379
Address: 110 W. Fayette Street, Suite 300	Fax:
City State Zip: Syracuse, NY 13202	E-mail Address: David.Cornell@arcadis.com
Project Name/Location (City, State): GE-Tonawanda, NY	Project #: APO131O3.1000
Sampler's Printed Name: Joshua Miller	Sampler's Signature: [signature]

Preservative	E	FGE	E	EFG	B	B	E
Filtered (✓)							
# of Containers	1	4	1	4	2	3	2
Container Information	7	1,9	7	1,9	1	1	250 Amber

PARAMETER ANALYSIS & METHOD

Sample ID	Collection Date	Collection Time	Type Comp	Type Grab	Matrix	8082A PCBs	8260C VOCs 5 Day TAT*	8082 PCBs Archive*	8260C VOCs Archive*	8260C VOCs	8260C VOCs	8082A PCBs	REMARKS
TB-1-31318	3/13/18	LAB	x		W					X			
RB-1-31318	3/13/18	13:10	x		W						x	x	

Keys

Preservation Key:	Container Information Key:
A. H2SO4	1. 40 mL Vial
B. HCL	2. 1 L Amber
C. HNO3	3. 250 mL Plastic
D.NaOH	4. 500 mL Plastic
E. None	5. Encore
F. MeOH	6. 2 oz. Glass
G. DI	7. 4 oz. Glass
H.	8. 8 oz. Glass
	9. 125 mL Plastic
	10. 4 oz. Amber

Matrix Key:

SO- Soil	SE- Sediment	NL- NAPL/Oil
W- Water	SL- Sludge	SW- Sample Wipe
T- Tissue	A- Air	

Special Instructions/Comments:

☐Special QA/QC Instructions (✓)

Laboratory Information and Receipt		Relinquished By	Received By	Relinquished By	Laboratory Received By
Lab Name: Test America	Cooler Custody Seal (✓)	Printed Name: Joshua Miller	Printed Name: KINECHI	Printed Name:	Printed Name:
☑ Cooler packed with ice (✓)	☐ Intact ☐ Not Intact	Signature: [signature]	Signature: [signature]	Signature:	Signature:
Specify Turnaround Requirements: Standard	Sample Receipt:	Firm: Arcadis	Firm: TABUFFARO	Firm:	Firm:
Shipping Tracking #:	Condition/Cooler Temp:	Date/Time: 3/13/18 / 16:30	Date/Time: 3/13/18 1630	Date/Time:	Date/Time:

ID # 85704.1

Client Sample ID: SB-11 (0-1)

Date Collected: 03/13/18 08:10
Date Received: 03/13/18 16:30

Lab Sample ID: 480-132522-1

Matrix: Solid
Percent Solids: 81.7

Method: 8260C - Volatile Organic Compounds by GC/MS

Analyte	Result	Qualifier	RL	MDL	Unit	D	Prepared	Analyzed	Dil Fac
1,1,1-Trichloroethane	ND		4.2	0.31	ug/Kg	☼	03/14/18 06:00	03/19/18 20:49	1
1,1,2,2-Tetrachloroethane	ND		4.2	0.68	ug/Kg	☼	03/14/18 06:00	03/19/18 20:49	1
1,1,2-Trichloro-1,2,2-trifluoroethane	ND		4.2	0.96	ug/Kg	☼	03/14/18 06:00	03/19/18 20:49	1
1,1,2-Trichloroethane	ND		4.2	0.55	ug/Kg	☼	03/14/18 06:00	03/19/18 20:49	1
1,1-Dichloroethane	ND		4.2	0.52	ug/Kg	☼	03/14/18 06:00	03/19/18 20:49	1
1,1-Dichloroethene	ND		4.2	0.52	ug/Kg	☼	03/14/18 06:00	03/19/18 20:49	1
1,2,4-Trichlorobenzene	ND		4.2	0.26	ug/Kg	☼	03/14/18 06:00	03/19/18 20:49	1
1,2-Dibromo-3-Chloropropane	ND		4.2	2.1	ug/Kg	☼	03/14/18 06:00	03/19/18 20:49	1
1,2-Dibromoethane	ND		4.2	0.54	ug/Kg	☼	03/14/18 06:00	03/19/18 20:49	1
1,2-Dichlorobenzene	ND		4.2	0.33	ug/Kg	☼	03/14/18 06:00	03/19/18 20:49	1
1,2-Dichloroethane	**0.32**	**J**	4.2	0.21	ug/Kg	☼	03/14/18 06:00	03/19/18 20:49	1
1,2-Dichloropropane	ND		4.2	2.1	ug/Kg	☼	03/14/18 06:00	03/19/18 20:49	1
1,3-Dichlorobenzene	ND		4.2	0.22	ug/Kg	☼	03/14/18 06:00	03/19/18 20:49	1
1,4-Dichlorobenzene	ND		4.2	0.59	ug/Kg	☼	03/14/18 06:00	03/19/18 20:49	1
2-Butanone (MEK)	**10**	**J**	21	1.5	ug/Kg	☼	03/14/18 06:00	03/19/18 20:49	1
2-Hexanone	ND		21	2.1	ug/Kg	☼	03/14/18 06:00	03/19/18 20:49	1
4-Methyl-2-pentanone (MIBK)	ND		21	1.4	ug/Kg	☼	03/14/18 06:00	03/19/18 20:49	1
Acetone	**50**		21	3.6	ug/Kg	☼	03/14/18 06:00	03/19/18 20:49	1
Benzene	**0.28**	**J**	4.2	0.21	ug/Kg	☼	03/14/18 06:00	03/19/18 20:49	1
Bromodichloromethane	ND		4.2	0.57	ug/Kg	☼	03/14/18 06:00	03/19/18 20:49	1
Bromoform	ND		4.2	2.1	ug/Kg	☼	03/14/18 06:00	03/19/18 20:49	1
Bromomethane	ND		4.2	0.38	ug/Kg	☼	03/14/18 06:00	03/19/18 20:49	1
Carbon disulfide	ND		4.2	2.1	ug/Kg	☼	03/14/18 06:00	03/19/18 20:49	1
Carbon tetrachloride	ND		4.2	0.41	ug/Kg	☼	03/14/18 06:00	03/19/18 20:49	1
Chlorobenzene	ND		4.2	0.56	ug/Kg	☼	03/14/18 06:00	03/19/18 20:49	1
Chloroethane	ND		4.2	0.95	ug/Kg	☼	03/14/18 06:00	03/19/18 20:49	1
Chloroform	ND		4.2	0.26	ug/Kg	☼	03/14/18 06:00	03/19/18 20:49	1
Chloromethane	ND		4.2	0.25	ug/Kg	☼	03/14/18 06:00	03/19/18 20:49	1
cis-1,2-Dichloroethene	**0.55**	**J**	4.2	0.54	ug/Kg	☼	03/14/18 06:00	03/19/18 20:49	1
cis-1,3-Dichloropropene	ND		4.2	0.61	ug/Kg	☼	03/14/18 06:00	03/19/18 20:49	1
Cyclohexane	ND		4.2	0.59	ug/Kg	☼	03/14/18 06:00	03/19/18 20:49	1
Dibromochloromethane	ND		4.2	0.54	ug/Kg	☼	03/14/18 06:00	03/19/18 20:49	1
Dichlorodifluoromethane	ND		4.2	0.35	ug/Kg	☼	03/14/18 06:00	03/19/18 20:49	1
Ethylbenzene	ND		4.2	0.29	ug/Kg	☼	03/14/18 06:00	03/19/18 20:49	1
Isopropylbenzene	ND		4.2	0.64	ug/Kg	☼	03/14/18 06:00	03/19/18 20:49	1
Methyl acetate	ND		21	2.5	ug/Kg	☼	03/14/18 06:00	03/19/18 20:49	1
Methyl tert-butyl ether	ND		4.2	0.41	ug/Kg	☼	03/14/18 06:00	03/19/18 20:49	1
Methylcyclohexane	ND		4.2	0.64	ug/Kg	☼	03/14/18 06:00	03/19/18 20:49	1
Methylene Chloride	**1.9**	**J**	4.2	1.9	ug/Kg	☼	03/14/18 06:00	03/19/18 20:49	1
Styrene	ND		4.2	0.21	ug/Kg	☼	03/14/18 06:00	03/19/18 20:49	1
Tetrachloroethene	ND		4.2	0.57	ug/Kg	☼	03/14/18 06:00	03/19/18 20:49	1
Toluene	ND		4.2	0.32	ug/Kg	☼	03/14/18 06:00	03/19/18 20:49	1
trans-1,2-Dichloroethene	ND		4.2	0.44	ug/Kg	☼	03/14/18 06:00	03/19/18 20:49	1
trans-1,3-Dichloropropene	ND		4.2	1.9	ug/Kg	☼	03/14/18 06:00	03/19/18 20:49	1
Trichloroethene	ND		4.2	0.93	ug/Kg	☼	03/14/18 06:00	03/19/18 20:49	1
Trichlorofluoromethane	ND		4.2	0.40	ug/Kg	☼	03/14/18 06:00	03/19/18 20:49	1
Vinyl chloride	ND		4.2	0.52	ug/Kg	☼	03/14/18 06:00	03/19/18 20:49	1
Xylenes, Total	ND		8.4	0.71	ug/Kg	☼	03/14/18 06:00	03/19/18 20:49	1

Client Sample ID: SB-11 (0-1)

Lab Sample ID: 480-132522-1

Date Collected: 03/13/18 08:10
Matrix: Solid
Date Received: 03/13/18 16:30
Percent Solids: 81.7

Surrogate	*%Recovery*	*Qualifier*	*Limits*	*Prepared*	*Analyzed*	*Dil Fac*
1,2-Dichloroethane-d4 (Surr)	*103*		*64 - 126*	*03/14/18 06:00*	*03/19/18 20:49*	*1*
4-Bromofluorobenzene (Surr)	*96*		*72 - 126*	*03/14/18 06:00*	*03/19/18 20:49*	*1*
Dibromofluoromethane (Surr)	*102*		*60 - 140*	*03/14/18 06:00*	*03/19/18 20:49*	*1*
Toluene-d8 (Surr)	*102*		*71 - 125*	*03/14/18 06:00*	*03/19/18 20:49*	*1*

Client Sample ID: SB-11 (1-2)

Lab Sample ID: 480-132522-2

Date Collected: 03/13/18 08:20
Matrix: Solid
Date Received: 03/13/18 16:30
Percent Solids: 79.6

Method: 8260C - Volatile Organic Compounds by GC/MS

Analyte	Result	Qualifier	RL	MDL	Unit	D	Prepared	Analyzed	Dil Fac
1,1,1-Trichloroethane	ND		5.5	0.40	ug/Kg	☼	03/14/18 06:00	03/19/18 21:15	1
1,1,2,2-Tetrachloroethane	ND		5.5	0.90	ug/Kg	☼	03/14/18 06:00	03/19/18 21:15	1
1,1,2-Trichloro-1,2,2-trifluoroethane	ND		5.5	1.3	ug/Kg	☼	03/14/18 06:00	03/19/18 21:15	1
1,1,2-Trichloroethane	ND		5.5	0.72	ug/Kg	☼	03/14/18 06:00	03/19/18 21:15	1
1,1-Dichloroethane	ND		5.5	0.68	ug/Kg	☼	03/14/18 06:00	03/19/18 21:15	1
1,1-Dichloroethene	ND		5.5	0.68	ug/Kg	☼	03/14/18 06:00	03/19/18 21:15	1
1,2,4-Trichlorobenzene	ND		5.5	0.34	ug/Kg	☼	03/14/18 06:00	03/19/18 21:15	1
1,2-Dibromo-3-Chloropropane	ND		5.5	2.8	ug/Kg	☼	03/14/18 06:00	03/19/18 21:15	1
1,2-Dibromoethane	ND		5.5	0.71	ug/Kg	☼	03/14/18 06:00	03/19/18 21:15	1
1,2-Dichlorobenzene	ND		5.5	0.43	ug/Kg	☼	03/14/18 06:00	03/19/18 21:15	1
1,2-Dichloroethane	**0.36**	**J**	5.5	0.28	ug/Kg	☼	03/14/18 06:00	03/19/18 21:15	1
1,2-Dichloropropane	ND		5.5	2.8	ug/Kg	☼	03/14/18 06:00	03/19/18 21:15	1
1,3-Dichlorobenzene	ND		5.5	0.29	ug/Kg	☼	03/14/18 06:00	03/19/18 21:15	1
1,4-Dichlorobenzene	ND		5.5	0.78	ug/Kg	☼	03/14/18 06:00	03/19/18 21:15	1
2-Butanone (MEK)	**11**	**J**	28	2.0	ug/Kg	☼	03/14/18 06:00	03/19/18 21:15	1
2-Hexanone	ND		28	2.8	ug/Kg	☼	03/14/18 06:00	03/19/18 21:15	1
4-Methyl-2-pentanone (MIBK)	ND		28	1.8	ug/Kg	☼	03/14/18 06:00	03/19/18 21:15	1
Acetone	**64**		28	4.7	ug/Kg	☼	03/14/18 06:00	03/19/18 21:15	1
Benzene	**0.39**	**J**	5.5	0.27	ug/Kg	☼	03/14/18 06:00	03/19/18 21:15	1
Bromodichloromethane	ND		5.5	0.74	ug/Kg	☼	03/14/18 06:00	03/19/18 21:15	1
Bromoform	ND		5.5	2.8	ug/Kg	☼	03/14/18 06:00	03/19/18 21:15	1
Bromomethane	ND		5.5	0.50	ug/Kg	☼	03/14/18 06:00	03/19/18 21:15	1
Carbon disulfide	ND		5.5	2.8	ug/Kg	☼	03/14/18 06:00	03/19/18 21:15	1
Carbon tetrachloride	ND		5.5	0.54	ug/Kg	☼	03/14/18 06:00	03/19/18 21:15	1
Chlorobenzene	ND		5.5	0.73	ug/Kg	☼	03/14/18 06:00	03/19/18 21:15	1
Chloroethane	ND		5.5	1.3	ug/Kg	☼	03/14/18 06:00	03/19/18 21:15	1
Chloroform	ND		5.5	0.34	ug/Kg	☼	03/14/18 06:00	03/19/18 21:15	1
Chloromethane	ND		5.5	0.34	ug/Kg	☼	03/14/18 06:00	03/19/18 21:15	1
cis-1,2-Dichloroethene	ND		5.5	0.71	ug/Kg	☼	03/14/18 06:00	03/19/18 21:15	1
cis-1,3-Dichloropropene	ND		5.5	0.80	ug/Kg	☼	03/14/18 06:00	03/19/18 21:15	1
Cyclohexane	ND		5.5	0.78	ug/Kg	☼	03/14/18 06:00	03/19/18 21:15	1
Dibromochloromethane	ND		5.5	0.71	ug/Kg	☼	03/14/18 06:00	03/19/18 21:15	1
Dichlorodifluoromethane	ND		5.5	0.46	ug/Kg	☼	03/14/18 06:00	03/19/18 21:15	1
Ethylbenzene	ND		5.5	0.38	ug/Kg	☼	03/14/18 06:00	03/19/18 21:15	1
Isopropylbenzene	ND		5.5	0.84	ug/Kg	☼	03/14/18 06:00	03/19/18 21:15	1
Methyl acetate	ND		28	3.4	ug/Kg	☼	03/14/18 06:00	03/19/18 21:15	1
Methyl tert-butyl ether	ND		5.5	0.54	ug/Kg	☼	03/14/18 06:00	03/19/18 21:15	1
Methylcyclohexane	ND		5.5	0.84	ug/Kg	☼	03/14/18 06:00	03/19/18 21:15	1
Methylene Chloride	ND		5.5	2.6	ug/Kg	☼	03/14/18 06:00	03/19/18 21:15	1

Client Sample ID: SB-11 (1-2)

Date Collected: 03/13/18 08:20
Date Received: 03/13/18 16:30

Lab Sample ID: 480-132522-2

Matrix: Solid
Percent Solids: 79.6

Method: 8260C - Volatile Organic Compounds by GC/MS (Continued)

Analyte	Result	Qualifier	RL	MDL	Unit	D	Prepared	Analyzed	Dil Fac
Styrene	ND		5.5	0.28	ug/Kg	☼	03/14/18 06:00	03/19/18 21:15	1
Tetrachloroethene	ND		5.5	0.74	ug/Kg	☼	03/14/18 06:00	03/19/18 21:15	1
Toluene	ND		5.5	0.42	ug/Kg	☼	03/14/18 06:00	03/19/18 21:15	1
trans-1,2-Dichloroethene	ND		5.5	0.57	ug/Kg	☼	03/14/18 06:00	03/19/18 21:15	1
trans-1,3-Dichloropropene	ND		5.5	2.4	ug/Kg	☼	03/14/18 06:00	03/19/18 21:15	1
Trichloroethene	ND		5.5	1.2	ug/Kg	☼	03/14/18 06:00	03/19/18 21:15	1
Trichlorofluoromethane	ND		5.5	0.52	ug/Kg	☼	03/14/18 06:00	03/19/18 21:15	1
Vinyl chloride	ND		5.5	0.68	ug/Kg	☼	03/14/18 06:00	03/19/18 21:15	1
Xylenes, Total	ND		11	0.93	ug/Kg	☼	03/14/18 06:00	03/19/18 21:15	1

Surrogate	*%Recovery*	*Qualifier*	*Limits*	*Prepared*	*Analyzed*	*Dil Fac*
1,2-Dichloroethane-d4 (Surr)	*100*		*64 - 126*	*03/14/18 06:00*	*03/19/18 21:15*	*1*
4-Bromofluorobenzene (Surr)	*95*		*72 - 126*	*03/14/18 06:00*	*03/19/18 21:15*	*1*
Dibromofluoromethane (Surr)	*101*		*60 - 140*	*03/14/18 06:00*	*03/19/18 21:15*	*1*
Toluene-d8 (Surr)	*102*		*71 - 125*	*03/14/18 06:00*	*03/19/18 21:15*	*1*

Client Sample ID: SB-11 (4-6)

Date Collected: 03/13/18 08:40
Date Received: 03/13/18 16:30

Lab Sample ID: 480-132522-4

Matrix: Solid
Percent Solids: 80.8

Method: 8260C - Volatile Organic Compounds by GC/MS

Analyte	Result	Qualifier	RL	MDL	Unit	D	Prepared	Analyzed	Dil Fac
1,1,1-Trichloroethane	ND		4.4	0.32	ug/Kg	☼	03/14/18 06:00	03/19/18 21:41	1
1,1,2,2-Tetrachloroethane	ND		4.4	0.71	ug/Kg	☼	03/14/18 06:00	03/19/18 21:41	1
1,1,2-Trichloro-1,2,2-trifluoroethane	ND		4.4	1.0	ug/Kg	☼	03/14/18 06:00	03/19/18 21:41	1
1,1,2-Trichloroethane	ND		4.4	0.57	ug/Kg	☼	03/14/18 06:00	03/19/18 21:41	1
1,1-Dichloroethane	ND		4.4	0.54	ug/Kg	☼	03/14/18 06:00	03/19/18 21:41	1
1,1-Dichloroethene	ND		4.4	0.54	ug/Kg	☼	03/14/18 06:00	03/19/18 21:41	1
1,2,4-Trichlorobenzene	ND		4.4	0.27	ug/Kg	☼	03/14/18 06:00	03/19/18 21:41	1
1,2-Dibromo-3-Chloropropane	ND		4.4	2.2	ug/Kg	☼	03/14/18 06:00	03/19/18 21:41	1
1,2-Dibromoethane	ND		4.4	0.57	ug/Kg	☼	03/14/18 06:00	03/19/18 21:41	1
1,2-Dichlorobenzene	ND		4.4	0.34	ug/Kg	☼	03/14/18 06:00	03/19/18 21:41	1
1,2-Dichloroethane	ND		4.4	0.22	ug/Kg	☼	03/14/18 06:00	03/19/18 21:41	1
1,2-Dichloropropane	ND		4.4	2.2	ug/Kg	☼	03/14/18 06:00	03/19/18 21:41	1
1,3-Dichlorobenzene	ND		4.4	0.23	ug/Kg	☼	03/14/18 06:00	03/19/18 21:41	1
1,4-Dichlorobenzene	ND		4.4	0.62	ug/Kg	☼	03/14/18 06:00	03/19/18 21:41	1
2-Butanone (MEK)	ND		22	1.6	ug/Kg	☼	03/14/18 06:00	03/19/18 21:41	1
2-Hexanone	ND		22	2.2	ug/Kg	☼	03/14/18 06:00	03/19/18 21:41	1
4-Methyl-2-pentanone (MIBK)	ND		22	1.4	ug/Kg	☼	03/14/18 06:00	03/19/18 21:41	1
Acetone	**14**	**J**	22	3.7	ug/Kg	☼	03/14/18 06:00	03/19/18 21:41	1
Benzene	ND		4.4	0.22	ug/Kg	☼	03/14/18 06:00	03/19/18 21:41	1
Bromodichloromethane	ND		4.4	0.59	ug/Kg	☼	03/14/18 06:00	03/19/18 21:41	1
Bromoform	ND		4.4	2.2	ug/Kg	☼	03/14/18 06:00	03/19/18 21:41	1
Bromomethane	ND		4.4	0.40	ug/Kg	☼	03/14/18 06:00	03/19/18 21:41	1
Carbon disulfide	ND		4.4	2.2	ug/Kg	☼	03/14/18 06:00	03/19/18 21:41	1
Carbon tetrachloride	ND		4.4	0.43	ug/Kg	☼	03/14/18 06:00	03/19/18 21:41	1
Chlorobenzene	ND		4.4	0.58	ug/Kg	☼	03/14/18 06:00	03/19/18 21:41	1
Chloroethane	ND		4.4	1.0	ug/Kg	☼	03/14/18 06:00	03/19/18 21:41	1
Chloroform	ND		4.4	0.27	ug/Kg	☼	03/14/18 06:00	03/19/18 21:41	1
Chloromethane	ND		4.4	0.27	ug/Kg	☼	03/14/18 06:00	03/19/18 21:41	1

Client Sample ID: SB-11 (4-6)

Date Collected: 03/13/18 08:40
Date Received: 03/13/18 16:30

Lab Sample ID: 480-132522-4

Matrix: Solid
Percent Solids: 80.8

Method: 8260C - Volatile Organic Compounds by GC/MS (Continued)

Analyte	Result	Qualifier	RL	MDL	Unit	D	Prepared	Analyzed	Dil Fac
cis-1,2-Dichloroethene	ND		4.4	0.56	ug/Kg	☼	03/14/18 06:00	03/19/18 21:41	1
cis-1,3-Dichloropropene	ND		4.4	0.63	ug/Kg	☼	03/14/18 06:00	03/19/18 21:41	1
Cyclohexane	ND		4.4	0.62	ug/Kg	☼	03/14/18 06:00	03/19/18 21:41	1
Dibromochloromethane	ND		4.4	0.56	ug/Kg	☼	03/14/18 06:00	03/19/18 21:41	1
Dichlorodifluoromethane	ND		4.4	0.36	ug/Kg	☼	03/14/18 06:00	03/19/18 21:41	1
Ethylbenzene	ND		4.4	0.30	ug/Kg	☼	03/14/18 06:00	03/19/18 21:41	1
Isopropylbenzene	ND		4.4	0.66	ug/Kg	☼	03/14/18 06:00	03/19/18 21:41	1
Methyl acetate	ND		22	2.7	ug/Kg	☼	03/14/18 06:00	03/19/18 21:41	1
Methyl tert-butyl ether	ND		4.4	0.43	ug/Kg	☼	03/14/18 06:00	03/19/18 21:41	1
Methylcyclohexane	ND		4.4	0.67	ug/Kg	☼	03/14/18 06:00	03/19/18 21:41	1
Methylene Chloride	ND		4.4	2.0	ug/Kg	☼	03/14/18 06:00	03/19/18 21:41	1
Styrene	ND		4.4	0.22	ug/Kg	☼	03/14/18 06:00	03/19/18 21:41	1
Tetrachloroethene	ND		4.4	0.59	ug/Kg	☼	03/14/18 06:00	03/19/18 21:41	1
Toluene	ND		4.4	0.33	ug/Kg	☼	03/14/18 06:00	03/19/18 21:41	1
trans-1,2-Dichloroethene	ND		4.4	0.45	ug/Kg	☼	03/14/18 06:00	03/19/18 21:41	1
trans-1,3-Dichloropropene	ND		4.4	1.9	ug/Kg	☼	03/14/18 06:00	03/19/18 21:41	1
Trichloroethene	ND		4.4	0.97	ug/Kg	☼	03/14/18 06:00	03/19/18 21:41	1
Trichlorofluoromethane	ND		4.4	0.42	ug/Kg	☼	03/14/18 06:00	03/19/18 21:41	1
Vinyl chloride	ND		4.4	0.54	ug/Kg	☼	03/14/18 06:00	03/19/18 21:41	1
Xylenes, Total	ND		8.8	0.74	ug/Kg	☼	03/14/18 06:00	03/19/18 21:41	1

Surrogate	*%Recovery*	*Qualifier*	*Limits*	*Prepared*	*Analyzed*	*Dil Fac*
1,2-Dichloroethane-d4 (Surr)	*99*		*64 - 126*	*03/14/18 06:00*	*03/19/18 21:41*	*1*
4-Bromofluorobenzene (Surr)	*97*		*72 - 126*	*03/14/18 06:00*	*03/19/18 21:41*	*1*
Dibromofluoromethane (Surr)	*99*		*60 - 140*	*03/14/18 06:00*	*03/19/18 21:41*	*1*
Toluene-d8 (Surr)	*99*		*71 - 125*	*03/14/18 06:00*	*03/19/18 21:41*	*1*

Client Sample ID: SB-20 (0-1)

Date Collected: 03/13/18 11:00
Date Received: 03/13/18 16:30

Lab Sample ID: 480-132522-8

Matrix: Solid
Percent Solids: 84.8

Method: 8260C - Volatile Organic Compounds by GC/MS

Analyte	Result	Qualifier	RL	MDL	Unit	D	Prepared	Analyzed	Dil Fac
1,1,1-Trichloroethane	ND		4.3	0.32	ug/Kg	☼	03/14/18 06:00	03/19/18 22:07	1
1,1,2,2-Tetrachloroethane	ND		4.3	0.71	ug/Kg	☼	03/14/18 06:00	03/19/18 22:07	1
1,1,2-Trichloro-1,2,2-trifluoroethane	ND		4.3	0.99	ug/Kg	☼	03/14/18 06:00	03/19/18 22:07	1
1,1,2-Trichloroethane	ND		4.3	0.57	ug/Kg	☼	03/14/18 06:00	03/19/18 22:07	1
1,1-Dichloroethane	ND		4.3	0.53	ug/Kg	☼	03/14/18 06:00	03/19/18 22:07	1
1,1-Dichloroethene	ND		4.3	0.53	ug/Kg	☼	03/14/18 06:00	03/19/18 22:07	1
1,2,4-Trichlorobenzene	ND		4.3	0.26	ug/Kg	☼	03/14/18 06:00	03/19/18 22:07	1
1,2-Dibromo-3-Chloropropane	ND		4.3	2.2	ug/Kg	☼	03/14/18 06:00	03/19/18 22:07	1
1,2-Dibromoethane	ND		4.3	0.56	ug/Kg	☼	03/14/18 06:00	03/19/18 22:07	1
1,2-Dichlorobenzene	ND		4.3	0.34	ug/Kg	☼	03/14/18 06:00	03/19/18 22:07	1
1,2-Dichloroethane	ND		4.3	0.22	ug/Kg	☼	03/14/18 06:00	03/19/18 22:07	1
1,2-Dichloropropane	ND		4.3	2.2	ug/Kg	☼	03/14/18 06:00	03/19/18 22:07	1
1,3-Dichlorobenzene	ND		4.3	0.22	ug/Kg	☼	03/14/18 06:00	03/19/18 22:07	1
1,4-Dichlorobenzene	ND		4.3	0.61	ug/Kg	☼	03/14/18 06:00	03/19/18 22:07	1
2-Butanone (MEK)	ND		22	1.6	ug/Kg	☼	03/14/18 06:00	03/19/18 22:07	1
2-Hexanone	ND		22	2.2	ug/Kg	☼	03/14/18 06:00	03/19/18 22:07	1
4-Methyl-2-pentanone (MIBK)	ND		22	1.4	ug/Kg	☼	03/14/18 06:00	03/19/18 22:07	1

Client Sample ID: SB-20 (0-1)

Lab Sample ID: 480-132522-8

Date Collected: 03/13/18 11:00
Matrix: Solid
Date Received: 03/13/18 16:30
Percent Solids: 84.8

Method: 8260C - Volatile Organic Compounds by GC/MS (Continued)

Analyte	Result	Qualifier	RL	MDL	Unit	D	Prepared	Analyzed	Dil Fac
Acetone	**14**	**J**	22	3.7	ug/Kg	☼	03/14/18 06:00	03/19/18 22:07	1
Benzene	ND		4.3	0.21	ug/Kg	☼	03/14/18 06:00	03/19/18 22:07	1
Bromodichloromethane	ND		4.3	0.58	ug/Kg	☼	03/14/18 06:00	03/19/18 22:07	1
Bromoform	ND		4.3	2.2	ug/Kg	☼	03/14/18 06:00	03/19/18 22:07	1
Bromomethane	ND		4.3	0.39	ug/Kg	☼	03/14/18 06:00	03/19/18 22:07	1
Carbon disulfide	ND		4.3	2.2	ug/Kg	☼	03/14/18 06:00	03/19/18 22:07	1
Carbon tetrachloride	ND		4.3	0.42	ug/Kg	☼	03/14/18 06:00	03/19/18 22:07	1
Chlorobenzene	ND		4.3	0.57	ug/Kg	☼	03/14/18 06:00	03/19/18 22:07	1
Chloroethane	ND		4.3	0.98	ug/Kg	☼	03/14/18 06:00	03/19/18 22:07	1
Chloroform	ND		4.3	0.27	ug/Kg	☼	03/14/18 06:00	03/19/18 22:07	1
Chloromethane	ND		4.3	0.26	ug/Kg	☼	03/14/18 06:00	03/19/18 22:07	1
cis-1,2-Dichloroethene	ND		4.3	0.56	ug/Kg	☼	03/14/18 06:00	03/19/18 22:07	1
cis-1,3-Dichloropropene	ND		4.3	0.63	ug/Kg	☼	03/14/18 06:00	03/19/18 22:07	1
Cyclohexane	ND		4.3	0.61	ug/Kg	☼	03/14/18 06:00	03/19/18 22:07	1
Dibromochloromethane	ND		4.3	0.56	ug/Kg	☼	03/14/18 06:00	03/19/18 22:07	1
Dichlorodifluoromethane	ND		4.3	0.36	ug/Kg	☼	03/14/18 06:00	03/19/18 22:07	1
Ethylbenzene	**1.1**	**J**	4.3	0.30	ug/Kg	☼	03/14/18 06:00	03/19/18 22:07	1
Isopropylbenzene	ND		4.3	0.66	ug/Kg	☼	03/14/18 06:00	03/19/18 22:07	1
Methyl acetate	ND		22	2.6	ug/Kg	☼	03/14/18 06:00	03/19/18 22:07	1
Methyl tert-butyl ether	ND		4.3	0.43	ug/Kg	☼	03/14/18 06:00	03/19/18 22:07	1
Methylcyclohexane	ND		4.3	0.66	ug/Kg	☼	03/14/18 06:00	03/19/18 22:07	1
Methylene Chloride	ND		4.3	2.0	ug/Kg	☼	03/14/18 06:00	03/19/18 22:07	1
Styrene	ND		4.3	0.22	ug/Kg	☼	03/14/18 06:00	03/19/18 22:07	1
Tetrachloroethene	ND		4.3	0.58	ug/Kg	☼	03/14/18 06:00	03/19/18 22:07	1
Toluene	ND		4.3	0.33	ug/Kg	☼	03/14/18 06:00	03/19/18 22:07	1
trans-1,2-Dichloroethene	ND		4.3	0.45	ug/Kg	☼	03/14/18 06:00	03/19/18 22:07	1
trans-1,3-Dichloropropene	ND		4.3	1.9	ug/Kg	☼	03/14/18 06:00	03/19/18 22:07	1
Trichloroethene	ND		4.3	0.96	ug/Kg	☼	03/14/18 06:00	03/19/18 22:07	1
Trichlorofluoromethane	ND		4.3	0.41	ug/Kg	☼	03/14/18 06:00	03/19/18 22:07	1
Vinyl chloride	ND		4.3	0.53	ug/Kg	☼	03/14/18 06:00	03/19/18 22:07	1
Xylenes, Total	ND		8.7	0.73	ug/Kg	☼	03/14/18 06:00	03/19/18 22:07	1

Surrogate	*%Recovery*	*Qualifier*	*Limits*	*Prepared*	*Analyzed*	*Dil Fac*
1,2-Dichloroethane-d4 (Surr)	*98*		*64 - 126*	*03/14/18 06:00*	*03/19/18 22:07*	*1*
4-Bromofluorobenzene (Surr)	*97*		*72 - 126*	*03/14/18 06:00*	*03/19/18 22:07*	*1*
Dibromofluoromethane (Surr)	*98*		*60 - 140*	*03/14/18 06:00*	*03/19/18 22:07*	*1*
Toluene-d8 (Surr)	*101*		*71 - 125*	*03/14/18 06:00*	*03/19/18 22:07*	*1*

Client Sample ID: SB-20 (6-8)

Lab Sample ID: 480-132522-12

Date Collected: 03/13/18 11:30
Matrix: Solid
Date Received: 03/13/18 16:30
Percent Solids: 87.0

Method: 8260C - Volatile Organic Compounds by GC/MS

Analyte	Result	Qualifier	RL	MDL	Unit	D	Prepared	Analyzed	Dil Fac
1,1,1-Trichloroethane	ND	F1 UJ	4.1	0.29	ug/Kg	☼	03/14/18 06:00	03/19/18 22:32	1
1,1,2,2-Tetrachloroethane	ND	F1 UJ	4.1	0.66	ug/Kg	☼	03/14/18 06:00	03/19/18 22:32	1
1,1,2-Trichloro-1,2,2-trifluoroethane	ND		4.1	0.93	ug/Kg	☼	03/14/18 06:00	03/19/18 22:32	1
1,1,2-Trichloroethane	ND	F1 UJ	4.1	0.53	ug/Kg	☼	03/14/18 06:00	03/19/18 22:32	1
1,1-Dichloroethane	ND		4.1	0.50	ug/Kg	☼	03/14/18 06:00	03/19/18 22:32	1
1,1-Dichloroethene	ND		4.1	0.50	ug/Kg	☼	03/14/18 06:00	03/19/18 22:32	1

Client Sample ID: SB-20 (6-8)

Date Collected: 03/13/18 11:30
Date Received: 03/13/18 16:30

Lab Sample ID: 480-132522-12

Matrix: Solid
Percent Solids: 87.0

Method: 8260C - Volatile Organic Compounds by GC/MS (Continued)

Analyte	Result	Qualifier	RL	MDL	Unit	D	Prepared	Analyzed	Dil Fac
1,2,4-Trichlorobenzene	ND	F1 UJ	4.1	0.25	ug/Kg	☼	03/14/18 06:00	03/19/18 22:32	1
1,2-Dibromo-3-Chloropropane	ND	F1	4.1	2.0	ug/Kg	☼	03/14/18 06:00	03/19/18 22:32	1
1,2-Dibromoethane	ND	F1	4.1	0.52	ug/Kg	☼	03/14/18 06:00	03/19/18 22:32	1
1,2-Dichlorobenzene	ND	F1	4.1	0.32	ug/Kg	☼	03/14/18 06:00	03/19/18 22:32	1
1,2-Dichloroethane	ND	F1	4.1	0.20	ug/Kg	☼	03/14/18 06:00	03/19/18 22:32	1
1,2-Dichloropropane	ND		4.1	2.0	ug/Kg	☼	03/14/18 06:00	03/19/18 22:32	1
1,3-Dichlorobenzene	ND	F1 UJ	4.1	0.21	ug/Kg	☼	03/14/18 06:00	03/19/18 22:32	1
1,4-Dichlorobenzene	ND	F1 UJ	4.1	0.57	ug/Kg	☼	03/14/18 06:00	03/19/18 22:32	1
2-Butanone (MEK)	ND	F1 UJ	20	1.5	ug/Kg	☼	03/14/18 06:00	03/19/18 22:32	1
2-Hexanone	ND		20	2.0	ug/Kg	☼	03/14/18 06:00	03/19/18 22:32	1
4-Methyl-2-pentanone (MIBK)	ND	F1 UJ	20	1.3	ug/Kg	☼	03/14/18 06:00	03/19/18 22:32	1
Acetone	**8.5**	**J F1**	20	3.4	ug/Kg	☼	03/14/18 06:00	03/19/18 22:32	1
Benzene	ND	F1 UJ	4.1	0.20	ug/Kg	☼	03/14/18 06:00	03/19/18 22:32	1
Bromodichloromethane	ND	F1 UJ	4.1	0.54	ug/Kg	☼	03/14/18 06:00	03/19/18 22:32	1
Bromoform	ND	F1 UJ	4.1	2.0	ug/Kg	☼	03/14/18 06:00	03/19/18 22:32	1
Bromomethane	ND		4.1	0.37	ug/Kg	☼	03/14/18 06:00	03/19/18 22:32	1
Carbon disulfide	ND		4.1	2.0	ug/Kg	☼	03/14/18 06:00	03/19/18 22:32	1
Carbon tetrachloride	ND	F1 UJ	4.1	0.39	ug/Kg	☼	03/14/18 06:00	03/19/18 22:32	1
Chlorobenzene	ND	F1 UJ	4.1	0.54	ug/Kg	☼	03/14/18 06:00	03/19/18 22:32	1
Chloroethane	ND		4.1	0.92	ug/Kg	☼	03/14/18 06:00	03/19/18 22:32	1
Chloroform	ND	F1 UJ	4.1	0.25	ug/Kg	☼	03/14/18 06:00	03/19/18 22:32	1
Chloromethane	ND		4.1	0.25	ug/Kg	☼	03/14/18 06:00	03/19/18 22:32	1
cis-1,2-Dichloroethene	ND	F1 UJ	4.1	0.52	ug/Kg	☼	03/14/18 06:00	03/19/18 22:32	1
cis-1,3-Dichloropropene	ND	F1 UJ	4.1	0.58	ug/Kg	☼	03/14/18 06:00	03/19/18 22:32	1
Cyclohexane	ND		4.1	0.57	ug/Kg	☼	03/14/18 06:00	03/19/18 22:32	1
Dibromochloromethane	ND	F1 UJ	4.1	0.52	ug/Kg	☼	03/14/18 06:00	03/19/18 22:32	1
Dichlorodifluoromethane	ND		4.1	0.34	ug/Kg	☼	03/14/18 06:00	03/19/18 22:32	1
Ethylbenzene	ND	F1 UJ	4.1	0.28	ug/Kg	☼	03/14/18 06:00	03/19/18 22:32	1
Isopropylbenzene	ND	F1 UJ	4.1	0.61	ug/Kg	☼	03/14/18 06:00	03/19/18 22:32	1
Methyl acetate	ND		20	2.5	ug/Kg	☼	03/14/18 06:00	03/19/18 22:32	1
Methyl tert-butyl ether	ND		4.1	0.40	ug/Kg	☼	03/14/18 06:00	03/19/18 22:32	1
Methylcyclohexane	ND		4.1	0.62	ug/Kg	☼	03/14/18 06:00	03/19/18 22:32	1
Methylene Chloride	ND		4.1	1.9	ug/Kg	☼	03/14/18 06:00	03/19/18 22:32	1
Styrene	ND	F1 UJ	4.1	0.20	ug/Kg	☼	03/14/18 06:00	03/19/18 22:32	1
Tetrachloroethene	ND	F1	4.1	0.54	ug/Kg	☼	03/14/18 06:00	03/19/18 22:32	1
Toluene	ND	F1	4.1	0.31	ug/Kg	☼	03/14/18 06:00	03/19/18 22:32	1
trans-1,2-Dichloroethene	ND	F1	4.1	0.42	ug/Kg	☼	03/14/18 06:00	03/19/18 22:32	1
trans-1,3-Dichloropropene	ND	F1	4.1	1.8	ug/Kg	☼	03/14/18 06:00	03/19/18 22:32	1
Trichloroethene	ND	F1	4.1	0.89	ug/Kg	☼	03/14/18 06:00	03/19/18 22:32	1
Trichlorofluoromethane	ND		4.1	0.38	ug/Kg	☼	03/14/18 06:00	03/19/18 22:32	1
Vinyl chloride	ND		4.1	0.50	ug/Kg	☼	03/14/18 06:00	03/19/18 22:32	1
Xylenes, Total	ND	F1 UJ	8.1	0.68	ug/Kg	☼	03/14/18 06:00	03/19/18 22:32	1

Surrogate	*%Recovery*	*Qualifier*	*Limits*	*Prepared*	*Analyzed*	*Dil Fac*
1,2-Dichloroethane-d4 (Surr)	*105*		*64 - 126*	*03/14/18 06:00*	*03/19/18 22:32*	*1*
4-Bromofluorobenzene (Surr)	*100*		*72 - 126*	*03/14/18 06:00*	*03/19/18 22:32*	*1*
Dibromofluoromethane (Surr)	*100*		*60 - 140*	*03/14/18 06:00*	*03/19/18 22:32*	*1*
Toluene-d8 (Surr)	*98*		*71 - 125*	*03/14/18 06:00*	*03/19/18 22:32*	*1*

Client Sample ID: SB-11 (0-1)

Date Collected: 03/13/18 08:10
Date Received: 03/13/18 16:30

Lab Sample ID: 480-132522-1

Matrix: Solid
Percent Solids: 81.7

Method: 8082A - Polychlorinated Biphenyls (PCBs) by Gas Chromatography

Analyte	Result	Qualifier	RL	MDL	Unit	D	Prepared	Analyzed	Dil Fac
PCB-1016	ND		0.28	0.054	mg/Kg	☼	03/14/18 13:03	03/15/18 11:18	1
PCB-1221	ND		0.28	0.054	mg/Kg	☼	03/14/18 13:03	03/15/18 11:18	1
PCB-1232	ND		0.28	0.054	mg/Kg	☼	03/14/18 13:03	03/15/18 11:18	1
PCB-1242	ND		0.28	0.054	mg/Kg	☼	03/14/18 13:03	03/15/18 11:18	1
PCB-1248	ND		0.28	0.054	mg/Kg	☼	03/14/18 13:03	03/15/18 11:18	1
PCB-1254	ND		0.28	0.13	mg/Kg	☼	03/14/18 13:03	03/15/18 11:18	1
PCB-1260	ND		0.28	0.13	mg/Kg	☼	03/14/18 13:03	03/15/18 11:18	1

Surrogate	*%Recovery*	*Qualifier*	*Limits*	*Prepared*	*Analyzed*	*Dil Fac*
Tetrachloro-m-xylene	*125*		*60 - 154*	*03/14/18 13:03*	*03/15/18 11:18*	*1*
Tetrachloro-m-xylene	*143*		*60 - 154*	*03/14/18 13:03*	*03/15/18 11:18*	*1*
DCB Decachlorobiphenyl	*150*		*65 - 174*	*03/14/18 13:03*	*03/15/18 11:18*	*1*
DCB Decachlorobiphenyl	*143*		*65 - 174*	*03/14/18 13:03*	*03/15/18 11:18*	*1*

Client Sample ID: SB-11 (1-2)

Date Collected: 03/13/18 08:20
Date Received: 03/13/18 16:30

Lab Sample ID: 480-132522-2

Matrix: Solid
Percent Solids: 79.6

Method: 8082A - Polychlorinated Biphenyls (PCBs) by Gas Chromatography

Analyte	Result	Qualifier	RL	MDL	Unit	D	Prepared	Analyzed	Dil Fac
PCB-1016	ND		0.29	0.056	mg/Kg	☼	03/14/18 13:03	03/15/18 11:34	1
PCB-1221	ND		0.29	0.056	mg/Kg	☼	03/14/18 13:03	03/15/18 11:34	1
PCB-1232	ND		0.29	0.056	mg/Kg	☼	03/14/18 13:03	03/15/18 11:34	1
PCB-1242	ND		0.29	0.056	mg/Kg	☼	03/14/18 13:03	03/15/18 11:34	1
PCB-1248	ND		0.29	0.056	mg/Kg	☼	03/14/18 13:03	03/15/18 11:34	1
PCB-1254	ND		0.29	0.13	mg/Kg	☼	03/14/18 13:03	03/15/18 11:34	1
PCB-1260	ND		0.29	0.13	mg/Kg	☼	03/14/18 13:03	03/15/18 11:34	1

Surrogate	*%Recovery*	*Qualifier*	*Limits*	*Prepared*	*Analyzed*	*Dil Fac*
Tetrachloro-m-xylene	*135*		*60 - 154*	*03/14/18 13:03*	*03/15/18 11:34*	*1*
Tetrachloro-m-xylene	*156*	*X*	*60 - 154*	*03/14/18 13:03*	*03/15/18 11:34*	*1*
DCB Decachlorobiphenyl	*162*		*65 - 174*	*03/14/18 13:03*	*03/15/18 11:34*	*1*
DCB Decachlorobiphenyl	*156*		*65 - 174*	*03/14/18 13:03*	*03/15/18 11:34*	*1*

Client Sample ID: SB-11 (4-6)

Date Collected: 03/13/18 08:40
Date Received: 03/13/18 16:30

Lab Sample ID: 480-132522-4

Matrix: Solid
Percent Solids: 80.8

Method: 8082A - Polychlorinated Biphenyls (PCBs) by Gas Chromatography

Analyte	Result	Qualifier	RL	MDL	Unit	D	Prepared	Analyzed	Dil Fac
PCB-1016	ND		0.23	0.045	mg/Kg	☼	03/14/18 13:03	03/15/18 11:49	1
PCB-1221	ND		0.23	0.045	mg/Kg	☼	03/14/18 13:03	03/15/18 11:49	1
PCB-1232	ND		0.23	0.045	mg/Kg	☼	03/14/18 13:03	03/15/18 11:49	1
PCB-1242	ND		0.23	0.045	mg/Kg	☼	03/14/18 13:03	03/15/18 11:49	1
PCB-1248	ND		0.23	0.045	mg/Kg	☼	03/14/18 13:03	03/15/18 11:49	1
PCB-1254	ND		0.23	0.11	mg/Kg	☼	03/14/18 13:03	03/15/18 11:49	1
PCB-1260	ND		0.23	0.11	mg/Kg	☼	03/14/18 13:03	03/15/18 11:49	1

Surrogate	*%Recovery*	*Qualifier*	*Limits*	*Prepared*	*Analyzed*	*Dil Fac*
Tetrachloro-m-xylene	*130*		*60 - 154*	*03/14/18 13:03*	*03/15/18 11:49*	*1*

Client Sample ID: SB-11 (4-6)

Lab Sample ID: 480-132522-4

Date Collected: 03/13/18 08:40
Matrix: Solid
Date Received: 03/13/18 16:30
Percent Solids: 80.8

Method: 8082A - Polychlorinated Biphenyls (PCBs) by Gas Chromatography (Continued)

Surrogate	*%Recovery*	*Qualifier*	*Limits*	*Prepared*	*Analyzed*	*Dil Fac*
Tetrachloro-m-xylene	*156*	*X*	*60 - 154*	*03/14/18 13:03*	*03/15/18 11:49*	*1*
DCB Decachlorobiphenyl	*158*		*65 - 174*	*03/14/18 13:03*	*03/15/18 11:49*	*1*
DCB Decachlorobiphenyl	*155*		*65 - 174*	*03/14/18 13:03*	*03/15/18 11:49*	*1*

Client Sample ID: SB-20 (0-1)

Lab Sample ID: 480-132522-8

Date Collected: 03/13/18 11:00
Matrix: Solid
Date Received: 03/13/18 16:30
Percent Solids: 84.8

Method: 8082A - Polychlorinated Biphenyls (PCBs) by Gas Chromatography

Analyte	Result	Qualifier	RL	MDL	Unit	D	Prepared	Analyzed	Dil Fac
PCB-1016	ND		0.28	0.054	mg/Kg	☼	03/14/18 13:03	03/15/18 12:04	1
PCB-1221	ND		0.28	0.054	mg/Kg	☼	03/14/18 13:03	03/15/18 12:04	1
PCB-1232	ND		0.28	0.054	mg/Kg	☼	03/14/18 13:03	03/15/18 12:04	1
PCB-1242	ND		0.28	0.054	mg/Kg	☼	03/14/18 13:03	03/15/18 12:04	1
PCB-1248	ND		0.28	0.054	mg/Kg	☼	03/14/18 13:03	03/15/18 12:04	1
PCB-1254	ND		0.28	0.13	mg/Kg	☼	03/14/18 13:03	03/15/18 12:04	1
PCB-1260	ND		0.28	0.13	mg/Kg	☼	03/14/18 13:03	03/15/18 12:04	1

Surrogate	*%Recovery*	*Qualifier*	*Limits*	*Prepared*	*Analyzed*	*Dil Fac*
Tetrachloro-m-xylene	*141*		*60 - 154*	*03/14/18 13:03*	*03/15/18 12:04*	*1*
Tetrachloro-m-xylene	*166*	*X*	*60 - 154*	*03/14/18 13:03*	*03/15/18 12:04*	*1*
DCB Decachlorobiphenyl	*174*		*65 - 174*	*03/14/18 13:03*	*03/15/18 12:04*	*1*
DCB Decachlorobiphenyl	*167*		*65 - 174*	*03/14/18 13:03*	*03/15/18 12:04*	*1*

Client Sample ID: SB-20 (1-2)

Lab Sample ID: 480-132522-9

Date Collected: 03/13/18 11:05
Matrix: Solid
Date Received: 03/13/18 16:30
Percent Solids: 85.5

Method: 8082A - Polychlorinated Biphenyls (PCBs) by Gas Chromatography

Analyte	Result	Qualifier	RL	MDL	Unit	D	Prepared	Analyzed	Dil Fac
PCB-1016	ND		0.23	0.045	mg/Kg	☼	03/14/18 13:03	03/15/18 12:20	1
PCB-1221	ND		0.23	0.045	mg/Kg	☼	03/14/18 13:03	03/15/18 12:20	1
PCB-1232	ND		0.23	0.045	mg/Kg	☼	03/14/18 13:03	03/15/18 12:20	1
PCB-1242	ND		0.23	0.045	mg/Kg	☼	03/14/18 13:03	03/15/18 12:20	1
PCB-1248	ND		0.23	0.045	mg/Kg	☼	03/14/18 13:03	03/15/18 12:20	1
PCB-1254	ND		0.23	0.11	mg/Kg	☼	03/14/18 13:03	03/15/18 12:20	1
PCB-1260	ND		0.23	0.11	mg/Kg	☼	03/14/18 13:03	03/15/18 12:20	1

Surrogate	*%Recovery*	*Qualifier*	*Limits*	*Prepared*	*Analyzed*	*Dil Fac*
Tetrachloro-m-xylene	*110*		*60 - 154*	*03/14/18 13:03*	*03/15/18 12:20*	*1*
Tetrachloro-m-xylene	*128*		*60 - 154*	*03/14/18 13:03*	*03/15/18 12:20*	*1*
DCB Decachlorobiphenyl	*135*		*65 - 174*	*03/14/18 13:03*	*03/15/18 12:20*	*1*
DCB Decachlorobiphenyl	*130*		*65 - 174*	*03/14/18 13:03*	*03/15/18 12:20*	*1*

Client Sample ID: SB-20 (6-8)

Lab Sample ID: 480-132522-12

Date Collected: 03/13/18 11:30
Matrix: Solid
Date Received: 03/13/18 16:30
Percent Solids: 87.0

Method: 8082A - Polychlorinated Biphenyls (PCBs) by Gas Chromatography

Analyte	Result	Qualifier	RL	MDL	Unit	D	Prepared	Analyzed	Dil Fac
PCB-1016	ND		0.25	0.048	mg/Kg	☼	03/14/18 13:03	03/15/18 11:03	1
PCB-1221	ND		0.25	0.048	mg/Kg	☼	03/14/18 13:03	03/15/18 11:03	1
PCB-1232	ND		0.25	0.048	mg/Kg	☼	03/14/18 13:03	03/15/18 11:03	1
PCB-1242	ND		0.25	0.048	mg/Kg	☼	03/14/18 13:03	03/15/18 11:03	1
PCB-1248	ND		0.25	0.048	mg/Kg	☼	03/14/18 13:03	03/15/18 11:03	1
PCB-1254	ND		0.25	0.12	mg/Kg	☼	03/14/18 13:03	03/15/18 11:03	1
PCB-1260	ND		0.25	0.12	mg/Kg	☼	03/14/18 13:03	03/15/18 11:03	1

Surrogate	*%Recovery*	*Qualifier*	*Limits*	*Prepared*	*Analyzed*	*Dil Fac*
Tetrachloro-m-xylene	*115*		*60 - 154*	*03/14/18 13:03*	*03/15/18 11:03*	*1*
Tetrachloro-m-xylene	*132*		*60 - 154*	*03/14/18 13:03*	*03/15/18 11:03*	*1*
DCB Decachlorobiphenyl	*139*		*65 - 174*	*03/14/18 13:03*	*03/15/18 11:03*	*1*
DCB Decachlorobiphenyl	*136*		*65 - 174*	*03/14/18 13:03*	*03/15/18 11:03*	*1*

Client Sample ID: TB-1-31318

Lab Sample ID: 480-132522-15

Date Collected: 03/13/18 00:00
Matrix: Water
Date Received: 03/13/18 16:30

Method: 8260C - Volatile Organic Compounds by GC/MS

Analyte	Result	Qualifier	RL	MDL	Unit	D	Prepared	Analyzed	Dil Fac
1,1,1-Trichloroethane	ND		1.0	0.82	ug/L			03/15/18 17:48	1
1,1,2,2-Tetrachloroethane	ND		1.0	0.21	ug/L			03/15/18 17:48	1
1,1,2-Trichloro-1,2,2-trifluoroethane	ND		1.0	0.31	ug/L			03/15/18 17:48	1
1,1,2-Trichloroethane	ND		1.0	0.23	ug/L			03/15/18 17:48	1
1,1-Dichloroethane	ND		1.0	0.38	ug/L			03/15/18 17:48	1
1,1-Dichloroethene	ND		1.0	0.29	ug/L			03/15/18 17:48	1
1,2,4-Trichlorobenzene	ND		1.0	0.41	ug/L			03/15/18 17:48	1
1,2-Dibromo-3-Chloropropane	ND		1.0	0.39	ug/L			03/15/18 17:48	1
1,2-Dibromoethane	ND		1.0	0.73	ug/L			03/15/18 17:48	1
1,2-Dichlorobenzene	ND		1.0	0.79	ug/L			03/15/18 17:48	1
1,2-Dichloroethane	ND		1.0	0.21	ug/L			03/15/18 17:48	1
1,2-Dichloropropane	ND		1.0	0.72	ug/L			03/15/18 17:48	1
1,3-Dichlorobenzene	ND		1.0	0.78	ug/L			03/15/18 17:48	1
1,4-Dichlorobenzene	ND		1.0	0.84	ug/L			03/15/18 17:48	1
2-Butanone (MEK)	ND		10	1.3	ug/L			03/15/18 17:48	1
2-Hexanone	ND		5.0	1.2	ug/L			03/15/18 17:48	1
4-Methyl-2-pentanone (MIBK)	ND		5.0	2.1	ug/L			03/15/18 17:48	1
Acetone	ND		10	3.0	ug/L			03/15/18 17:48	1
Benzene	ND		1.0	0.41	ug/L			03/15/18 17:48	1
Bromodichloromethane	ND		1.0	0.39	ug/L			03/15/18 17:48	1
Bromoform	ND		1.0	0.26	ug/L			03/15/18 17:48	1
Bromomethane	ND		1.0	0.69	ug/L			03/15/18 17:48	1
Carbon disulfide	ND		1.0	0.19	ug/L			03/15/18 17:48	1
Carbon tetrachloride	ND		1.0	0.27	ug/L			03/15/18 17:48	1
Chlorobenzene	ND		1.0	0.75	ug/L			03/15/18 17:48	1
Chloroethane	ND		1.0	0.32	ug/L			03/15/18 17:48	1
Chloroform	ND		1.0	0.34	ug/L			03/15/18 17:48	1
Chloromethane	ND		1.0	0.35	ug/L			03/15/18 17:48	1
cis-1,2-Dichloroethene	ND		1.0	0.81	ug/L			03/15/18 17:48	1
cis-1,3-Dichloropropene	ND		1.0	0.36	ug/L			03/15/18 17:48	1

Client Sample ID: TB-1-31318

Date Collected: 03/13/18 00:00
Date Received: 03/13/18 16:30

Lab Sample ID: 480-132522-15

Matrix: Water

Method: 8260C - Volatile Organic Compounds by GC/MS (Continued)

Analyte	Result	Qualifier	RL	MDL	Unit	D	Prepared	Analyzed	Dil Fac
Cyclohexane	ND		1.0	0.18	ug/L			03/15/18 17:48	1
Dibromochloromethane	ND		1.0	0.32	ug/L			03/15/18 17:48	1
Dichlorodifluoromethane	ND		1.0	0.68	ug/L			03/15/18 17:48	1
Ethylbenzene	ND		1.0	0.74	ug/L			03/15/18 17:48	1
Isopropylbenzene	ND		1.0	0.79	ug/L			03/15/18 17:48	1
Methyl acetate	ND		2.5	1.3	ug/L			03/15/18 17:48	1
Methyl tert-butyl ether	ND		1.0	0.16	ug/L			03/15/18 17:48	1
Methylcyclohexane	ND		1.0	0.16	ug/L			03/15/18 17:48	1
Methylene Chloride	ND		1.0	0.44	ug/L			03/15/18 17:48	1
Styrene	ND		1.0	0.73	ug/L			03/15/18 17:48	1
Tetrachloroethene	ND		1.0	0.36	ug/L			03/15/18 17:48	1
Toluene	ND		1.0	0.51	ug/L			03/15/18 17:48	1
trans-1,2-Dichloroethene	ND		1.0	0.90	ug/L			03/15/18 17:48	1
trans-1,3-Dichloropropene	ND		1.0	0.37	ug/L			03/15/18 17:48	1
Trichloroethene	ND		1.0	0.46	ug/L			03/15/18 17:48	1
Trichlorofluoromethane	ND		1.0	0.88	ug/L			03/15/18 17:48	1
Vinyl chloride	ND		1.0	0.90	ug/L			03/15/18 17:48	1
Xylenes, Total	ND		2.0	0.66	ug/L			03/15/18 17:48	1

Surrogate	*%Recovery*	*Qualifier*	*Limits*	*Prepared*	*Analyzed*	*Dil Fac*
1,2-Dichloroethane-d4 (Surr)	*98*		*77 - 120*		*03/15/18 17:48*	*1*
4-Bromofluorobenzene (Surr)	*102*		*73 - 120*		*03/15/18 17:48*	*1*
Dibromofluoromethane (Surr)	*101*		*75 - 123*		*03/15/18 17:48*	*1*
Toluene-d8 (Surr)	*101*		*80 - 120*		*03/15/18 17:48*	*1*

Client Sample ID: RB-1-31318

Date Collected: 03/13/18 13:10
Date Received: 03/13/18 16:30

Lab Sample ID: 480-132522-16

Matrix: Water

Method: 8260C - Volatile Organic Compounds by GC/MS

Analyte	Result	Qualifier	RL	MDL	Unit	D	Prepared	Analyzed	Dil Fac
1,1,1-Trichloroethane	ND		1.0	0.82	ug/L			03/15/18 18:11	1
1,1,2,2-Tetrachloroethane	ND		1.0	0.21	ug/L			03/15/18 18:11	1
1,1,2-Trichloro-1,2,2-trifluoroethane	ND		1.0	0.31	ug/L			03/15/18 18:11	1
1,1,2-Trichloroethane	ND		1.0	0.23	ug/L			03/15/18 18:11	1
1,1-Dichloroethane	ND		1.0	0.38	ug/L			03/15/18 18:11	1
1,1-Dichloroethene	ND		1.0	0.29	ug/L			03/15/18 18:11	1
1,2,4-Trichlorobenzene	ND		1.0	0.41	ug/L			03/15/18 18:11	1
1,2-Dibromo-3-Chloropropane	ND		1.0	0.39	ug/L			03/15/18 18:11	1
1,2-Dibromoethane	ND		1.0	0.73	ug/L			03/15/18 18:11	1
1,2-Dichlorobenzene	ND		1.0	0.79	ug/L			03/15/18 18:11	1
1,2-Dichloroethane	ND		1.0	0.21	ug/L			03/15/18 18:11	1
1,2-Dichloropropane	ND		1.0	0.72	ug/L			03/15/18 18:11	1
1,3-Dichlorobenzene	ND		1.0	0.78	ug/L			03/15/18 18:11	1
1,4-Dichlorobenzene	ND		1.0	0.84	ug/L			03/15/18 18:11	1
2-Butanone (MEK)	ND		10	1.3	ug/L			03/15/18 18:11	1
2-Hexanone	ND		5.0	1.2	ug/L			03/15/18 18:11	1
4-Methyl-2-pentanone (MIBK)	ND		5.0	2.1	ug/L			03/15/18 18:11	1
Acetone	ND		10	3.0	ug/L			03/15/18 18:11	1
Benzene	ND		1.0	0.41	ug/L			03/15/18 18:11	1

Client Sample ID: RB-1-31318

Date Collected: 03/13/18 13:10
Date Received: 03/13/18 16:30

Lab Sample ID: 480-132522-16

Matrix: Water

Method: 8260C - Volatile Organic Compounds by GC/MS (Continued)

Analyte	Result	Qualifier	RL	MDL	Unit	D	Prepared	Analyzed	Dil Fac
Bromodichloromethane	ND		1.0	0.39	ug/L			03/15/18 18:11	1
Bromoform	ND		1.0	0.26	ug/L			03/15/18 18:11	1
Bromomethane	ND		1.0	0.69	ug/L			03/15/18 18:11	1
Carbon disulfide	ND		1.0	0.19	ug/L			03/15/18 18:11	1
Carbon tetrachloride	ND		1.0	0.27	ug/L			03/15/18 18:11	1
Chlorobenzene	ND		1.0	0.75	ug/L			03/15/18 18:11	1
Chloroethane	ND		1.0	0.32	ug/L			03/15/18 18:11	1
Chloroform	ND		1.0	0.34	ug/L			03/15/18 18:11	1
Chloromethane	ND		1.0	0.35	ug/L			03/15/18 18:11	1
cis-1,2-Dichloroethene	ND		1.0	0.81	ug/L			03/15/18 18:11	1
cis-1,3-Dichloropropene	ND		1.0	0.36	ug/L			03/15/18 18:11	1
Cyclohexane	ND		1.0	0.18	ug/L			03/15/18 18:11	1
Dibromochloromethane	ND		1.0	0.32	ug/L			03/15/18 18:11	1
Dichlorodifluoromethane	ND		1.0	0.68	ug/L			03/15/18 18:11	1
Ethylbenzene	ND		1.0	0.74	ug/L			03/15/18 18:11	1
Isopropylbenzene	ND		1.0	0.79	ug/L			03/15/18 18:11	1
Methyl acetate	ND		2.5	1.3	ug/L			03/15/18 18:11	1
Methyl tert-butyl ether	ND		1.0	0.16	ug/L			03/15/18 18:11	1
Methylcyclohexane	ND		1.0	0.16	ug/L			03/15/18 18:11	1
Methylene Chloride	ND		1.0	0.44	ug/L			03/15/18 18:11	1
Styrene	ND		1.0	0.73	ug/L			03/15/18 18:11	1
Tetrachloroethene	ND		1.0	0.36	ug/L			03/15/18 18:11	1
Toluene	ND		1.0	0.51	ug/L			03/15/18 18:11	1
trans-1,2-Dichloroethene	ND		1.0	0.90	ug/L			03/15/18 18:11	1
trans-1,3-Dichloropropene	ND		1.0	0.37	ug/L			03/15/18 18:11	1
Trichloroethene	ND		1.0	0.46	ug/L			03/15/18 18:11	1
Trichlorofluoromethane	ND		1.0	0.88	ug/L			03/15/18 18:11	1
Vinyl chloride	ND		1.0	0.90	ug/L			03/15/18 18:11	1
Xylenes, Total	ND		2.0	0.66	ug/L			03/15/18 18:11	1

Surrogate	*%Recovery*	*Qualifier*	*Limits*	*Prepared*	*Analyzed*	*Dil Fac*
1,2-Dichloroethane-d4 (Surr)	*99*		*77 - 120*		*03/15/18 18:11*	*1*
4-Bromofluorobenzene (Surr)	*100*		*73 - 120*		*03/15/18 18:11*	*1*
Dibromofluoromethane (Surr)	*98*		*75 - 123*		*03/15/18 18:11*	*1*
Toluene-d8 (Surr)	*99*		*80 - 120*		*03/15/18 18:11*	*1*

Method: 8082A - Polychlorinated Biphenyls (PCBs) by Gas Chromatography

Analyte	Result	Qualifier	RL	MDL	Unit	D	Prepared	Analyzed	Dil Fac
PCB-1016	ND		0.50	0.18	ug/L		03/15/18 08:42	03/15/18 15:33	1
PCB-1221	ND		0.50	0.18	ug/L		03/15/18 08:42	03/15/18 15:33	1
PCB-1232	ND		0.50	0.18	ug/L		03/15/18 08:42	03/15/18 15:33	1
PCB-1242	ND		0.50	0.18	ug/L		03/15/18 08:42	03/15/18 15:33	1
PCB-1248	ND		0.50	0.18	ug/L		03/15/18 08:42	03/15/18 15:33	1
PCB-1254	ND		0.50	0.25	ug/L		03/15/18 08:42	03/15/18 15:33	1
PCB-1260	ND		0.50	0.25	ug/L		03/15/18 08:42	03/15/18 15:33	1

Surrogate	*%Recovery*	*Qualifier*	*Limits*	*Prepared*	*Analyzed*	*Dil Fac*
Tetrachloro-m-xylene	*137*	*X*	*39 - 121*	*03/15/18 08:42*	*03/15/18 15:33*	*1*
Tetrachloro-m-xylene	*110*		*39 - 121*	*03/15/18 08:42*	*03/15/18 15:33*	*1*
DCB Decachlorobiphenyl	*132*	*X*	*19 - 120*	*03/15/18 08:42*	*03/15/18 15:33*	*1*

Client: ARCADIS U.S. Inc
Project/Site: GE Tonawanda

TestAmerica Job ID: 480-132522-2

Client Sample ID: RB-1-31318
Date Collected: 03/13/18 13:10
Date Received: 03/13/18 16:30

Lab Sample ID: 480-132522-16
Matrix: Water

Method: 8082A - Polychlorinated Biphenyls (PCBs) by Gas Chromatography (Continued)

Surrogate	%Recovery	Qualifier	Limits	Prepared	Analyzed	Dil Fac
DCB Decachlorobiphenyl	66		19 - 120	03/15/18 08:42	03/15/18 15:33	1

ARCADIS Design & Consultancy for natural and built assets

General Electric Company

Buffalo Service Shop

Tonawanda, New York

NYSDEC ID 915244; EPA ID NYD067539940

DATA USABILITY SUMMARY REPORT

Volatile Organic Compound (VOC) and Polychlorinated Biphenyl (PCB) Analyses

SDG #480-132625-1, -2, and -3

Analyses Performed By:
TestAmerica Laboratories, Inc.
Amherst, New York

Report #29575R
Review Level: Tier III
Project: AP013103.1000.1000B

SUMMARY

This Data Usability Summary Report (DUSR) summarizes the review of Sample Delivery Groups (SDGs) #480-132625-1, -2, and -3 for samples collected in association with The General Electric Company (GE) Buffalo Service Shop in Tonawanda, NY (NYSDEC ID 915244; EPA ID NYD067539940). The review was conducted as a Tier III evaluation and included review of laboratory analytical data package completeness. Field documentation was not included in this review. Included with this assessment are the post-validation annotated sample result sheets, and chain of custody (COC). Analyses were performed for volatile organic compounds (VOCs) and polychlorinated biphenyls (PCBs) on the following samples:

SDG	Sample ID	Lab ID	Matrix	Sample Collection Date	Parent Sample	Analysis	
						VOC	PCB
480-132625-1	SB-25 (6-8)	480-132625-4	Soil	3/14/2018		X	
	SB-15 (2-4)	480-132625-7	Soil	3/14/2018		X	
	SB-15 (6-8)	480-132625-9	Soil	3/14/2018		X	
	DUP-5-31418	480-132625-12	Soil	3/14/2018	SB-15 (2-4)	X	
	SB-17 (6-8)	480-132625-17	Soil	3/14/2018		X	
480-132625-2	SB-25 (1-2)	480-132625-1	Soil	3/14/2018			X
	SB-25 (2-4)	480-132625-2	Soil	3/14/2018			X
	SB-25 (6-8)	480-132625-4	Soil	3/14/2018			X
	SB-15 (2-4)	480-132625-7	Soil	3/14/2018			X
	SB-15 (4-6)	480-132625-8	Soil	3/14/2018			X
	SB-15 (6-8)	480-132625-9	Soil	3/14/2018			X
	SB-15 (8-10)	480-132625-10	Soil	3/14/2018			X
	SB-15 (10-12)	480-132625-11	Soil	3/14/2018			X
	DUP-5-31418	480-132625-12	Soil	3/14/2018	SB-15 (2-4)		X
	RB-1-31418	480-132625-13	Water	3/14/2018		X	X
	TB-1-31418	480-132625-14	Water	3/14/2018		X	
	SB-17 (2-4)	480-132625-15	Soil	3/14/2018			X
	SB-17 (6-8)	480-132625-17	Soil	3/14/2018			X
480-132625-3	SB-25 (1-2)	480-132625-1	Soil	3/14/2018		X	
	SB-25 (2-4)	480-132625-2	Soil	3/14/2018		X	

LABORATORY ANALYTICAL DATA PACKAGE DOCUMENTATION

The table below is the evaluation of the laboratory analytical data package completeness.

Items Reviewed	Reported		Performance Acceptable		Not Required
	No	Yes	No	Yes	
1. Sample receipt condition		X		X	
2. Requested analyses and sample results		X		X	
3. Master tracking list		X		X	
4. Methods of analysis		X		X	
5. Reporting limits		X		X	
6. Sample collection date		X		X	
7. Laboratory sample received date		X		X	
8. Sample preservation verification (as applicable)		X		X	
9. Sample preparation/extraction/analysis dates		X		X	
10. Fully executed COC form		X		X	
11. Narrative summary of quality assurance (QA) or sample problems provided		X		X	
12. Data Package Completeness and Compliance		X		X	

ORGANIC ANALYSIS INTRODUCTION

VOC and PCB analyses were performed according to United States Environmental Protection Agency (USEPA) SW-846 Methods 8260C and 8082A, respectively. Data were reviewed in accordance with the USEPA Region II validation guidelines *Validating Volatile Organic Compounds by Gas Chromatography/Mass Spectrometry SW-846 Method 8260B* (SOP #HW-24, October 2006) and *Validating PCB Compounds by Gas Chromatography SW-846 Method 8082A* (SOP #HW-45, October 2006); the USEPA *National Functional Guidelines for Organic Superfund Methods Data Review* (January 2017); USEPA *Contract Laboratory Program National Functional Guidelines for Organic Data Review* (October 1999); and the *RCRA Facility Investigation Work Plan for Sub-Slab Soils, Buffalo Service Shop* (November 2017).

The data review process is an evaluation of data on a technical basis rather than a determination of contract compliance. As such, the standards against which the data are being weighed may differ from those specified in the analytical method. It is assumed that the data package represents the best efforts of the laboratory and had already been subjected to adequate and sufficient quality review prior to submission.

During the review process, laboratory qualified and unqualified data are verified against the supporting documentation. Based on this evaluation, qualifier codes may be added, deleted, or modified by the data reviewer. Results are qualified with the following codes in accordance with USEPA National Functional Guidelines:

- Concentration (C) Qualifiers
  - U The compound was analyzed for but not detected. The associated value is the compound quantitation limit.
  - B The compound has been found in the sample as well as its associated blank, its presence in the sample may be suspect.
- Quantitation (Q) Qualifiers
  - E The compound was quantitated above the calibration range.
  - D Concentration is based on a diluted sample analysis.
- Validation Qualifiers
  - J The compound was positively identified; however, the associated numerical value is an estimated concentration only.
  - UJ The compound was not detected above the reported sample quantitation limit. However, the reported limit is approximate and may or may not represent the actual limit of quantitation.
  - JN The analysis indicates the presence of a compound for which there is presumptive evidence to make a tentative identification. The associated numerical value is an estimated concentration only.
  - UB Compound considered non-detect at the listed value due to associated blank contamination.
  - N The analysis indicates the presence of a compound for which there is presumptive evidence to make a tentative identification.
  - R The sample results are rejected.

The "R" flag means that the associated value is unusable. In other words, due to significant quality control (QC) problems, the analysis is invalid and provides no information as to whether the compound is present or not. "R" values should not appear on data tables because they cannot be relied upon. It is also important to note that while strict QC serves to increase confidence in data, any value potentially contains error.

VOLATILE ORGANIC COMPOUND ANALYSES

1. Holding Times

The specified holding times for the following methods are presented in the following table.

Method	Matrix	Holding Time	Preservation
SW-846 8260C	Water	14 days from collection to analysis	Cool to <6°C; preserved to a pH of less than 2
	Soil	48 hours from collection to extraction and 14 days from extraction to analysis	Cool to <6 °C.

The analyses that exceeded the holding are presented in the following table. Note these sample were analyzed outside holding time due to a request form the project team.

Sample Locations	Holding Time	Criteria
SB-25 (1-2) SB-25 (2-4)	18 days to analysis	<14 days

Sample results associated with sample locations analyzed by analytical method SW-846 8260C were qualified, as specified in the table below. All other holding times were met.

Criteria	Qualification	
	Detected Analytes	Non-detect Analytes
Analysis completed less than two times holding time	J	UJ

2. Blank Contamination

QA blanks (i.e., method and rinse blanks) are prepared to identify contamination which may have been introduced into the samples during sample preparation or field activity. Method blanks measure laboratory contamination. Rinse blanks measure contamination of samples during field operations.

A blank action level (BAL) of five times the concentration of a detected compound in an associated blank (common laboratory contaminant compounds methylene chloride, 2-butanone, and acetone are calculated at ten times) is calculated for QA blanks containing concentrations greater than the method detection limit (MDL). The BAL is compared to the associated sample results to determine if qualification of the sample results is appropriate.

Compounds were not detected above the MDL in the associated blanks; therefore, detected sample results were not associated with blank contamination and no qualification of the sample results was required.

3. Mass Spectrometer Tuning

Mass spectrometer performance was acceptable and all analyses were performed within a 12-hour tune clock.

System performance and column resolution were acceptable.

4. Calibration

Satisfactory instrument calibration is established to ensure that the instrument is capable of producing acceptable quantitative data. An initial calibration demonstrates that the instrument is capable of acceptable performance at the beginning of an experimental sequence. The continuing calibration verifies that the instrument daily performance is satisfactory.

4.1 Initial Calibration

The method specifies percent relative standard deviation (%RSD) and relative response factor (RRF) limits for select compounds only. A technical review of the data applies limits to all compounds with no exceptions.

All target compounds associated with the initial calibration standards must exhibit a %RSD less than the control limit (20%) or a correlation coefficient greater than 0.99 and an RRF value greater than control limit (0.05).

All compounds associated with the initial calibrations were within the specified control limits.

4.2 Continuing Calibration

All target compounds associated with the continuing calibration verification (CCV) standard must exhibit a percent difference (%D) less than the control limit (20%) and RRF value greater than control limit (0.05).

All compounds associated with the calibrations were within the specified control limits, with the exception of the compounds presented in the following table.

Sample Locations	Initial/Continuing	Compound	Criteria
SB-25 (1-2) SB-25 (2-4)	CCV %D	Carbon tetrachloride	-24.5%

The criteria used to evaluate the initial and continuing calibration are presented in the following table. In the case of a calibration deviation, the sample results are qualified.

Initial/Continuing	Criteria	Sample Result	Qualification
Initial and Continuing Calibration	RRF <0.05	Non-detect	R
		Detect	J
	RRF <0.01[1]	Non-detect	R
		Detect	J
	RRF >0.05 or RRF >0.01[1]	Non-detect	No Action
		Detect	
Initial Calibration	%RSD > 15% or a correlation coefficient <0.99	Non-detect	UJ
		Detect	J
	%RSD >90%	Non-detect	R
		Detect	J
Continuing Calibration	%D >20% (increase in sensitivity)	Non-detect	No Action
		Detect	J
	%D >20% (decrease in sensitivity)	Non-detect	UJ
		Detect	J

Note:

[1]RRF of 0.01 only applies to compounds which are typically poor responding compounds (i.e., ketones, 1,4-dioxane, etc.)

5. Surrogates/System Monitoring Compounds

All samples to be analyzed for organic compounds are spiked with surrogate compounds prior to sample preparation to evaluate overall laboratory performance and efficiency of the analytical technique. VOC analysis requires that all surrogates associated with the analysis exhibit recoveries within the laboratory-established acceptance limits.

All surrogate recoveries were within control limits.

6. Internal Standard Performance

Internal standard performance criteria ensure that the GC/MS sensitivity and response are stable during every sample analysis. The criterion requires the internal standard compounds associated with the VOC exhibit area counts that are not greater than two times (+100%) or less than one-half (-50%) of the area counts of the associated continuing calibration standard.

All internal standard responses were within control limits.

7. Matrix Spike/Matrix Spike Duplicate Analysis

Matrix Spike/Matrix Spike Duplicate (MS/MSD) data are used to assess the precision and accuracy of the analytical method. The compounds used to perform the MS/MSD analysis must exhibit a percent recovery within the laboratory-established acceptance limits. The relative percent difference (RPD) between the MS/MSD recoveries must be within the laboratory-established acceptance limits.

Note: The MS/MSD recovery control limits do not apply for MS/MSD performed on sample locations where the compound concentration detected in the parent sample exceeds the MS/MSD concentration by a factor of four or greater.

The MS/MSD was not performed on a sample within this data set.

8. Laboratory Control Sample Analysis

The Laboratory Control Sample (LCS) analysis is used to assess the accuracy of the analytical method independent of matrix interferences. The compounds associated with the LCS analysis must exhibit a percent recovery within the laboratory-established acceptance limits.

All compounds associated with the LCS analysis exhibited recoveries within the control limits.

9. Field Duplicate Analysis

Field duplicate analysis is used to assess the overall precision of the field sampling procedures and analytical method. For soil matrices, a control limit of 50% is applied to the RPD between the parent sample and the field duplicate. In the instance when the parent and/or duplicate sample concentrations are less than or equal to 5 times the reporting limit (RL), a control limit of three times the RL is applied for soil matrices.

Results for duplicate samples are summarized in the following table.

Sample ID/ Duplicate ID	Compound	Sample Result	Duplicate Result	RPD
SB-15 (2-4)/ DUP-5-31418	Acetone	17.0 J	15.0 J	AC
	Methylene chloride	4.3 U	1.7 J	AC

Note:

AC Acceptable

The calculated RPDs between the parent sample and field duplicate were acceptable.

10. Compound Identification

Compounds are identified on the gas chromatography/mass spectrometry (GC/MS) by using the analytes relative retention time and ion spectra.

All identified compounds met the specified criteria.

11. System Performance and Overall Assessment

Overall system performance was acceptable. Other than for those deviations specifically mentioned in this review, the overall data quality is within the guidelines specified in the method.

DATA VALIDATION CHECKLIST FOR VOCs

VOCs: SW-846 8260C	Reported		Performance Acceptable		Not Required
	No	Yes	No	Yes	
GAS CHROMATOGRAPHY/MASS SPECTROMETRY (GC/MS)					
Tier II Validation					
Holding times		X	X		
Reporting limits (units)		X		X	
Blanks					
A. Method blanks		X		X	
B. Equipment blanks		X		X	
C. Trip blanks		X		X	
Laboratory Control Sample (LCS) %R		X		X	
Laboratory Control Sample Duplicate (LCSD) %R	X				X
LCS/LCSD Precision (RPD)	X				X
Matrix Spike (MS) %R	X				X
Matrix Spike Duplicate (MSD) %R	X				X
MS/MSD Precision (RPD)	X				X
Field/Lab Duplicate (RPD)		X		X	
Surrogate Spike Recoveries		X		X	
Dilution Factor		X		X	
Moisture Content		X		X	
Tier III Validation					
System performance and column resolution		X		X	
Initial calibration %RSDs		X		X	
Continuing calibration RRFs		X		X	
Continuing calibration %Ds		X	X		
Instrument tune and performance check		X		X	
Ion abundance criteria for each instrument used		X		X	
Internal standard		X		X	
Compound identification and quantitation					
A. Reconstructed ion chromatograms		X		X	
B. Quantitation Reports		X		X	

VOCs: SW-846 8260C	Reported		Performance Acceptable		Not Required
	No	Yes	No	Yes	
GAS CHROMATOGRAPHY/MASS SPECTROMETRY (GC/MS)					
C. RT of sample compounds within the established RT windows		X		X	
D. Transcription/calculation errors present		X		X	
E. Reporting limits adjusted to reflect sample dilutions		X		X	

Notes:

%RSD Percent Relative standard deviation
%R Percent recovery
%D Percent difference
RPD Relative percent difference
RT Retention time
RRF Relative response factor

POLYCHLORINATED BIPHENYL ANALYSES

1. Holding Times

The specified holding times for the following methods are presented in the following table.

Method	Matrix	Holding Time	Preservation
SW-846 8082A	Water	7 days from collection to extraction and 40 days from extraction to analysis	Cool to <6°C
	Soil	14 days from collection to extraction and 40 days from extraction to analysis	Cool to <6 °C

Note:
The holding times above are recommendations. PCBs are very stable in a variety of matrices, and holding times, under the conditions listed above, may be as long as a year per SW-846 8082A (February 2007).

All samples were analyzed within the specified holding time criteria.

2. Blank Contamination

QA blanks (i.e., method and rinse blanks) are prepared to identify contamination which may have been introduced into the samples during sample preparation or field activity. Method blanks measure laboratory contamination. Rinse blanks measure contamination of samples during field operations.

A BAL of five times the concentration of a detected Aroclor in an associated blank is calculated for QA blanks containing concentrations greater than the MDL. The BAL is compared to the associated sample results to determine if qualification of the sample results is appropriate.

Compounds were not detected above the MDL in the associated blanks; therefore, detected sample results were not associated with blank contamination and no qualification of the sample results was required.

3. Calibration

Satisfactory instrument calibration is established to ensure that the instrument is capable of producing acceptable quantitative data. An initial calibration demonstrates that the instrument is capable of acceptable performance at the beginning of an experimental sequence. The continuing calibration verifies that the instrument daily performance is satisfactory.

3.1 Initial Calibration

A maximum RSD of 20% is allowed or a correlation coefficient greater than 0.99. Multiple-point calibrations were performed for all Aroclors.

All Aroclors associated with the initial calibrations were within the specified control limits.

3.2 Continuing Calibration

All target compounds associated with the CCV standard must exhibit a %D less than the control limit (20%).

All Aroclors associated with continuing calibrations were within the specified control limits, with the exception of those presented in the following table.

Sample Locations	Initial/Continuing	Compound	Criteria
SB-25 (1-2) SB-25 (2-4) SB-25 (6-8) SB-15 (2-4) SB-15 (4-6) SB-15 (6-8) SB-15 (8-10) SB-15 (10-12) DUP-5-31418 SB-17 (2-4) SB-17 (6-8)	CCV %D	Aroclor 1221	+20.3%
		Aroclor 1232	+24.5%
		Aroclor 1260	+31.2%
RB-1-31418	CCV %D	Aroclor 1221	+29.2%

The criteria used to evaluate the initial and continuing calibration are presented in the following table. In the case of a calibration deviation, the sample results are qualified.

Initial/Continuing	Criteria	Sample Result	Qualification
Initial Calibration	%RSD > 20%or a correlation coefficient <0.99	Non-detect	UJ
		Detect	J
CCV	%D >20% (increase in sensitivity)	Non-detect	No Action
		Detect	J
	%D >20% (decrease in sensitivity)	Non-detect	UJ
		Detect	J

4. Surrogates/System Monitoring Compounds

All samples to be analyzed for organic compounds are spiked with surrogate compounds prior to sample preparation to evaluate overall laboratory performance and efficiency of the analytical technique. PCB analysis requires that the two PCB surrogate compounds exhibit recoveries within the laboratory-established acceptance limits.

Sample locations associated with surrogates exhibiting recoveries outside of the control limits presented in the following table.

Sample Locations	Surrogate	Recovery
SB-15 (4-6) SB-15 (10-12) DUP-5-31418 SB-17 (6-8)	Tetrachloro-m-xylene	> UL
	Decachlorobiphenyl	AC

Notes:
Upper control limit (UL)
Acceptable (AC)

The criteria used to evaluate the surrogate recoveries are presented in the following table. In the case of a surrogate deviation, the sample results are qualified as documented in the table below.

Control Limit	Sample Result	Qualification
> the upper control limit (UL)	Non-detect	No Action
	Detect	J
< the lower control limit (LL) but > 10%	Non-detect	UJ
	Detect	J
< 10%	Non-detect	R
	Detect	J
One surrogate exhibiting recovery outside the control limits but > 10%	Non-detect	No Action
	Detect	

5. Matrix Spike/Matrix Spike Duplicate Analysis

MS/MSD data are used to assess the precision and accuracy of the analytical method. The Aroclors used to perform the MS/MSD analysis must exhibit a percent recovery within the laboratory-established acceptance limits. The relative percent difference between the MS/MSD recoveries must exhibit an RPD within the laboratory-established acceptance limits.

Note: The MS/MSD recovery control limits do not apply for MS/MSD performed on sample locations where the Aroclor concentration detected in the parent sample exceeds the MS/MSD concentration by a factor of four or greater.

The MS/MSD analysis exhibited recoveries and RPD within acceptance limits.

6. Laboratory Control Sample/Laboratory Control Sample Duplicate Analysis

The LCS/Laboratory Control Sample Duplicate (LCSD) analysis is used to assess the accuracy of the analytical method independent of matrix interferences. The compounds associated with the LCS/LCSD analysis must exhibit a percent recovery within the laboratory-established acceptance limits.

All compounds associated with the LCS/LCSD analysis exhibited recoveries within the acceptance limits.

7. Field Duplicate Analysis

Field duplicate analysis is used to assess the overall precision of the field sampling procedures and analytical method. For soil matrices, a control limit of 50% is applied to the RPD between the parent sample and the field duplicate. In the instance when the parent and/or duplicate sample concentrations are less than or equal to 5 times the RL, a control limit of three times the RL is applied for soil matrices.

Results for duplicate samples are summarized in the following table.

Sample ID/ Duplicate ID	Compound	Sample Result	Duplicate Result	RPD
SB-15 (2-4)/ DUP-5-31418	All Aroclors	U	U	AC

Note:

AC Acceptable

No compounds were detected in samples SB-15 (2-4) and DUP-5-31418; hence, RPD was not calculated and the results are considered to be in agreement.

8. Compound Identification

The retention times of all quantitated peaks must fall within the calculated retention time windows for both the primary and confirmation columns. When dual column analysis is performed the relative percent difference of detected sample results must be less than 25%.

The dual column analysis exhibited an acceptable %RPD between columns.

9. System Performance and Overall Assessment

Overall system performance was acceptable. Other than for those deviations specifically mentioned in this review, the overall data quality is within the guidelines specified in the method.

DATA VALIDATION CHECKLIST FOR PCBs

PCBs: SW-846 8082A	Reported		Performance Acceptable		Not Required
	No	Yes	No	Yes	
GAS CHROMATOGRAPHY (GC/ECD)					
Tier II Validation					
Holding times		X		X	
Reporting limits (units)		X		X	
Blanks					
A. Method blanks		X		X	
B. Equipment blanks		X		X	
Laboratory Control Sample (LCS) %R		X		X	
Laboratory Control Sample Duplicate (LCSD) %R		X		X	
LCS/LCSD Precision (RPD)		X		X	
Matrix Spike (MS) %R		X		X	
Matrix Spike Duplicate (MSD) %R		X		X	
MS/MSD Precision (RPD)		X		X	
Field/Lab Duplicate (RPD)		X		X	
Surrogate Spike Recoveries		X	X		
Column (RPD) (If dual column is performed-not confirmation purposes only)		X		X	
Dilution Factor		X		X	
Moisture Content		X		X	
Tier III Validation					
Initial calibration %RSDs		X		X	
Continuing calibration %Ds		X	X		
System performance and column resolution		X		X	
Compound identification and quantitation					
A. Quantitation Reports		X		X	
B. RT of sample compounds within the established RT windows		X		X	
C. Pattern identification		X		X	
D. Transcription/calculation errors present		X		X	
E. Reporting limits adjusted to reflect sample dilutions		X		X	

Notes:

%RSD Percent Relative standard deviation
%R Percent recovery
%D Percent difference
RPD Relative percent difference
RT Retention time

SAMPLE COMPLIANCE REPORT

SAMPLE COMPLIANCE REPORT

Sample Delivery Group (SDG)	Sampling Date	Protocol	Sample ID	Matrix	Compliancy[1]		Noncompliance
					VOC	PCB	
480-132625-1	3/14/2018	SW846	SB-25 (6-8)	Soil	Yes	--	
	3/14/2018	SW846	SB-15 (2-4)	Soil	Yes	--	
	3/14/2018	SW846	SB-15 (6-8)	Soil	Yes	--	
	3/14/2018	SW846	DUP-5-31418	Soil	Yes	--	
	3/14/2018	SW846	SB-17 (6-8)	Soil	Yes	--	
480-132625-2	3/14/2018	SW846	SB-25 (1-2)	Soil	--	Yes	
	3/14/2018	SW846	SB-25 (2-4)	Soil	--	Yes	
	3/14/2018	SW846	SB-25 (6-8)	Soil	--	Yes	
	3/14/2018	SW846	SB-15 (2-4)	Soil	--	Yes	
	3/14/2018	SW846	SB-15 (4-6)	Soil	--	Yes	
	3/14/2018	SW846	SB-15 (6-8)	Soil	--	Yes	
	3/14/2018	SW846	SB-15 (8-10)	Soil	--	Yes	
	3/14/2018	SW846	SB-15 (10-12)	Soil	--	Yes	
	3/14/2018	SW846	DUP-5-31418	Soil	--	Yes	
	3/14/2018	SW846	RB-1-31418	Water	Yes	Yes	
	3/14/2018	SW846	TB-1-31418	Water	Yes	--	
	3/14/2018	SW846	SB-17 (2-4)	Soil	--	Yes	
	3/14/2018	SW846	SB-17 (6-8)	Soil	--	Yes	
480-132625-3	3/14/2018	SW846	SB-25 (1-2)	Soil	No	--	VOC – Holding time, CCV %D
	3/14/2018	SW846	SB-25 (2-4)	Soil	No	--	VOC – Holding time, CCV %D

Note:

1 Samples which are compliant with no added validation qualifiers are listed as "yes". Samples which are non-compliant or which have added qualifiers are listed as "no". A "no" designation does not necessarily indicate that the data have been rejected or are otherwise unusable.

VALIDATION PERFORMED BY: Andrew Korycinski

SIGNATURE:

DATE: April 18, 2018

PEER REVIEW: Dennis Capria

DATE: April 24, 2018

CHAIN OF CUSTODY

CORRECTED SAMPLE ANALYSIS DATA SHEETS

ARCADIS Design & Consultancy for natural and built assets

ID#:

CHAIN OF CUSTODY LABORATORY ANALYSIS REQUEST FORM

Page 1 of 2

Lab Work Order # 48017567

480-132625 CO

Send Results to:

Contact & Company Name:	Telephone:
David Cornell Arcadis	(315) 671-9379
Address:	**Fax:**
110 W. Fayette Street, Suite 300	
City State Zip	**E-mail Address:**
Syracuse, NY 13202	David.Cornell@arcadis.com
Project Name/Location (City, State):	**Project #:**
GE-Tonawanda, NY	APO131O3.1000
Sampler's Printed Name:	**Sampler's Signature:**
Joshua Miller	

Preservative	E	FGE	E	EFG	B	B	E
Filtered (✓)							
# of Containers	1	4	1	4	2	3	2
Container Information	7	1,9	7	1,9	1	i	250 AMBER

Keys

Preservation Key:	Container Information
A. H2SO4	1. 40 mL Vial
B. HCL	2. 1 L Amber
C. HNO3	3. 250 mL Plastic
D.NaOH	4. 500 mL Plastic
E. None	5. Encore
F. MeOH	6. 2 oz. Glass
G. DI	7. 4 oz. Glass
H.	8. 8 oz. Glass
	9. 125 mL Plastic
	10. 4 oz. Amber

Matrix Key:
SO- Soil, SE- Sediment, NL- NAPL/Oil, W- Water, SL- Sludge, SW- Sample Wipe, T- Tissue, A- Air

PARAMETER ANALYSIS & METHOD

Sample ID	Collection Date	Collection Time	Type Comp	Type Grab	Matrix	8082A PCBs	8260C VOCs 5 Day TAT*	8082 PCBs Archive*	8260C VOCs Archive*	8260C VOCs	8260C VOCs	5035A PCBs	REMARKS
SB-25 (0-2)	3/14/18	8:00	X		SO	X			X				
(2-4)		8:30				X			X				
(4-6)		8:45						X	X				
(6-8)		9:15				X	X	X	X	jm			
(8-10)		9:30						X	X				
(10-12)		9:40						X	X				
SB-15 (2-4)		10:00				X	X						
(4-6)		10:15				X			X				
(6-8)		10:45				X	X						
(8-10)		10:55				X			X				
(10-12)		11:00				X			X				
DUP-5-31418		NA				X	X						
RB-1-31418		14:00			W						X	X	
TB-1-31418	Lab	bath			W					X			

Special Instructions/Comments:

☐ Special QA/QC Instructions (✓)

Laboratory Information and Receipt		Relinquished By	Received By	Relinquished By	Laboratory Received By
Lab Name: Test America	Cooler Custody Seal (✓)	Printed Name: Joshua Miller	Printed Name: KINECKI	Printed Name:	Printed Name:
☑ Cooler packed with ice (✓)	☐ Intact ☐ Not Intact	Signature:	Signature:	Signature:	Signature:
Specify Turnaround Requirements: Standard	Sample Receipt:	Firm: Arcadis	Firm: DABUFFOW	Firm:	Firm:
Shipping Tracking #:	Condition/Cooler Temp:	Date/Time: 3/14/18 / 16:05	Date/Time: 3/14/18 1630	Date/Time:	Date/Time:

ID # 85704.1

#1 3.7

Page 1of 1

Page 165 of 167

03/21/2018

ARCADIS Design & Consultancy for natural and built assets

ID#:

CHAIN OF CUSTODY LABORATORY ANALYSIS REQUEST FORM

Lab Work Order # **48017567**

Send Results to:

Contact & Company Name: David Cornell Arcadis	Telephone: (315) 671-9379
Address: 110 W. Fayette Street, Suite 300	Fax:
City State Zip: Syracuse, NY 13202	E-mail Address: David.Cornell@arcadis.com
Project Name/Location (City, State): GE-Tonawanda, NY	Project #: APO131O3.1000
Sampler's Printed Name: Joshua M. Miller	Sampler's Signature:

Sample ID	Collection Date	Collection Time	Type Comp	Type Grab	Matrix	Preservative	Filtered (✓)	# of Containers	Container Information
						E		1	7
						FGE		4	1,9
						E		1	7
						EFG		4	1,9
						B		3	1

PARAMETER ANALYSIS & METHOD

Sample ID	8082A PCBs	8260C VOCs 5 Day TAT*	8082 PCBs Archive*	8260C VOCs Archive*	8260C VOCs
SB-17 (2-4)	X			X	
(4-6)			X	X	
(6-8)	X	X			
(8-10)			X	X	
(10-12)			X	X	

Keys

Preservation Key:
A. H2SO4
B. HCL
C. HNO3
D.NaOH
E. None
F. MeOH
G. DI
H.

Container Information Key:
1. 40 mL Vial
2. 1 L Amber
3. 250 mL Plastic
4. 500 mL Plastic
5. Encore
6. 2 oz. Glass
7. 4 oz. Glass
8. 8 oz. Glass
9. 125 mL Plastic
10. 4 oz. Amber

Matrix Key:
SO- Soil, SE- Sediment, NL- NAPL/Oil
W- Water, SL- Sludge, SW- Sample Wipe
T- Tissue, A- Air

REMARKS

Special Instructions/Comments:

☐ Special QA/QC Instructions (✓)

Laboratory Information and Receipt		Relinquished By	Received By	Relinquished By	Laboratory Received By
Lab Name: Test America	Cooler Custody Seal (✓)	Printed Name: Joshua M. Miller	Printed Name: KINECHI	Printed Name:	Printed Name:
☑ Cooler packed with ice (✓)	☐ Intact ☐ Not Intact	Signature:	Signature:	Signature:	Signature:
Specify Turnaround Requirements: Standard	Sample Receipt:	Firm: Arcadis	Firm:	Firm:	Firm:
Shipping Tracking #:	Condition/Cooler Temp:	Date/Time: 3/14/18 / 16:05	Date/Time: 3/14/18 1630	Date/Time:	Date/Time:

ID # 85704.1

#137

Client Sample ID: SB-25 (6-8)

Date Collected: 03/14/18 09:15
Date Received: 03/14/18 16:30

Lab Sample ID: 480-132625-4

Matrix: Solid
Percent Solids: 86.1

Method: 8260C - Volatile Organic Compounds by GC/MS

Analyte	Result	Qualifier	RL	MDL	Unit	D	Prepared	Analyzed	Dil Fac
1,1,1-Trichloroethane	ND		3.8	0.27	ug/Kg	☼	03/15/18 09:00	03/19/18 22:58	1
1,1,2,2-Tetrachloroethane	ND		3.8	0.61	ug/Kg	☼	03/15/18 09:00	03/19/18 22:58	1
1,1,2-Trichloro-1,2,2-trifluoroethane	ND		3.8	0.86	ug/Kg	☼	03/15/18 09:00	03/19/18 22:58	1
1,1,2-Trichloroethane	ND		3.8	0.49	ug/Kg	☼	03/15/18 09:00	03/19/18 22:58	1
1,1-Dichloroethane	ND		3.8	0.46	ug/Kg	☼	03/15/18 09:00	03/19/18 22:58	1
1,1-Dichloroethene	ND		3.8	0.46	ug/Kg	☼	03/15/18 09:00	03/19/18 22:58	1
1,2,4-Trichlorobenzene	ND		3.8	0.23	ug/Kg	☼	03/15/18 09:00	03/19/18 22:58	1
1,2-Dibromo-3-Chloropropane	ND		3.8	1.9	ug/Kg	☼	03/15/18 09:00	03/19/18 22:58	1
1,2-Dibromoethane	ND		3.8	0.48	ug/Kg	☼	03/15/18 09:00	03/19/18 22:58	1
1,2-Dichlorobenzene	ND		3.8	0.29	ug/Kg	☼	03/15/18 09:00	03/19/18 22:58	1
1,2-Dichloroethane	ND		3.8	0.19	ug/Kg	☼	03/15/18 09:00	03/19/18 22:58	1
1,2-Dichloropropane	ND		3.8	1.9	ug/Kg	☼	03/15/18 09:00	03/19/18 22:58	1
1,3-Dichlorobenzene	ND		3.8	0.19	ug/Kg	☼	03/15/18 09:00	03/19/18 22:58	1
1,4-Dichlorobenzene	ND		3.8	0.53	ug/Kg	☼	03/15/18 09:00	03/19/18 22:58	1
2-Butanone (MEK)	ND		19	1.4	ug/Kg	☼	03/15/18 09:00	03/19/18 22:58	1
2-Hexanone	ND		19	1.9	ug/Kg	☼	03/15/18 09:00	03/19/18 22:58	1
4-Methyl-2-pentanone (MIBK)	ND		19	1.2	ug/Kg	☼	03/15/18 09:00	03/19/18 22:58	1
Acetone	**9.4**	**J**	19	3.2	ug/Kg	☼	03/15/18 09:00	03/19/18 22:58	1
Benzene	ND		3.8	0.18	ug/Kg	☼	03/15/18 09:00	03/19/18 22:58	1
Bromodichloromethane	ND		3.8	0.50	ug/Kg	☼	03/15/18 09:00	03/19/18 22:58	1
Bromoform	ND		3.8	1.9	ug/Kg	☼	03/15/18 09:00	03/19/18 22:58	1
Bromomethane	ND		3.8	0.34	ug/Kg	☼	03/15/18 09:00	03/19/18 22:58	1
Carbon disulfide	ND		3.8	1.9	ug/Kg	☼	03/15/18 09:00	03/19/18 22:58	1
Carbon tetrachloride	ND		3.8	0.36	ug/Kg	☼	03/15/18 09:00	03/19/18 22:58	1
Chlorobenzene	ND		3.8	0.50	ug/Kg	☼	03/15/18 09:00	03/19/18 22:58	1
Chloroethane	ND		3.8	0.85	ug/Kg	☼	03/15/18 09:00	03/19/18 22:58	1
Chloroform	ND		3.8	0.23	ug/Kg	☼	03/15/18 09:00	03/19/18 22:58	1
Chloromethane	ND		3.8	0.23	ug/Kg	☼	03/15/18 09:00	03/19/18 22:58	1
cis-1,2-Dichloroethene	ND		3.8	0.48	ug/Kg	☼	03/15/18 09:00	03/19/18 22:58	1
cis-1,3-Dichloropropene	ND		3.8	0.54	ug/Kg	☼	03/15/18 09:00	03/19/18 22:58	1
Cyclohexane	ND		3.8	0.53	ug/Kg	☼	03/15/18 09:00	03/19/18 22:58	1
Dibromochloromethane	ND		3.8	0.48	ug/Kg	☼	03/15/18 09:00	03/19/18 22:58	1
Dichlorodifluoromethane	ND		3.8	0.31	ug/Kg	☼	03/15/18 09:00	03/19/18 22:58	1
Ethylbenzene	ND		3.8	0.26	ug/Kg	☼	03/15/18 09:00	03/19/18 22:58	1
Isopropylbenzene	ND		3.8	0.57	ug/Kg	☼	03/15/18 09:00	03/19/18 22:58	1
Methyl acetate	ND		19	2.3	ug/Kg	☼	03/15/18 09:00	03/19/18 22:58	1
Methyl tert-butyl ether	ND		3.8	0.37	ug/Kg	☼	03/15/18 09:00	03/19/18 22:58	1
Methylcyclohexane	ND		3.8	0.57	ug/Kg	☼	03/15/18 09:00	03/19/18 22:58	1
Methylene Chloride	ND		3.8	1.7	ug/Kg	☼	03/15/18 09:00	03/19/18 22:58	1
Styrene	ND		3.8	0.19	ug/Kg	☼	03/15/18 09:00	03/19/18 22:58	1
Tetrachloroethene	ND		3.8	0.50	ug/Kg	☼	03/15/18 09:00	03/19/18 22:58	1
Toluene	ND		3.8	0.28	ug/Kg	☼	03/15/18 09:00	03/19/18 22:58	1
trans-1,2-Dichloroethene	ND		3.8	0.39	ug/Kg	☼	03/15/18 09:00	03/19/18 22:58	1
trans-1,3-Dichloropropene	ND		3.8	1.7	ug/Kg	☼	03/15/18 09:00	03/19/18 22:58	1
Trichloroethene	ND		3.8	0.83	ug/Kg	☼	03/15/18 09:00	03/19/18 22:58	1
Trichlorofluoromethane	ND		3.8	0.36	ug/Kg	☼	03/15/18 09:00	03/19/18 22:58	1
Vinyl chloride	ND		3.8	0.46	ug/Kg	☼	03/15/18 09:00	03/19/18 22:58	1
Xylenes, Total	ND		7.5	0.63	ug/Kg	☼	03/15/18 09:00	03/19/18 22:58	1

Client Sample ID: SB-25 (6-8)

Lab Sample ID: 480-132625-4

Date Collected: 03/14/18 09:15
Matrix: Solid
Date Received: 03/14/18 16:30
Percent Solids: 86.1

Surrogate	%Recovery	Qualifier	Limits	Prepared	Analyzed	Dil Fac
1,2-Dichloroethane-d4 (Surr)	108		64 - 126	03/15/18 09:00	03/19/18 22:58	1
4-Bromofluorobenzene (Surr)	101		72 - 126	03/15/18 09:00	03/19/18 22:58	1
Dibromofluoromethane (Surr)	102		60 - 140	03/15/18 09:00	03/19/18 22:58	1
Toluene-d8 (Surr)	99		71 - 125	03/15/18 09:00	03/19/18 22:58	1

Client Sample ID: SB-15 (2-4)

Lab Sample ID: 480-132625-7

Date Collected: 03/14/18 10:00
Matrix: Solid
Date Received: 03/14/18 16:30
Percent Solids: 79.5

Method: 8260C - Volatile Organic Compounds by GC/MS

Analyte	Result	Qualifier	RL	MDL	Unit	D	Prepared	Analyzed	Dil Fac
1,1,1-Trichloroethane	ND		4.3	0.31	ug/Kg	☼	03/15/18 09:00	03/19/18 23:24	1
1,1,2,2-Tetrachloroethane	ND		4.3	0.69	ug/Kg	☼	03/15/18 09:00	03/19/18 23:24	1
1,1,2-Trichloro-1,2,2-trifluoroethane	ND		4.3	0.97	ug/Kg	☼	03/15/18 09:00	03/19/18 23:24	1
1,1,2-Trichloroethane	ND		4.3	0.55	ug/Kg	☼	03/15/18 09:00	03/19/18 23:24	1
1,1-Dichloroethane	ND		4.3	0.52	ug/Kg	☼	03/15/18 09:00	03/19/18 23:24	1
1,1-Dichloroethene	ND		4.3	0.52	ug/Kg	☼	03/15/18 09:00	03/19/18 23:24	1
1,2,4-Trichlorobenzene	ND		4.3	0.26	ug/Kg	☼	03/15/18 09:00	03/19/18 23:24	1
1,2-Dibromo-3-Chloropropane	ND		4.3	2.1	ug/Kg	☼	03/15/18 09:00	03/19/18 23:24	1
1,2-Dibromoethane	ND		4.3	0.55	ug/Kg	☼	03/15/18 09:00	03/19/18 23:24	1
1,2-Dichlorobenzene	ND		4.3	0.33	ug/Kg	☼	03/15/18 09:00	03/19/18 23:24	1
1,2-Dichloroethane	ND		4.3	0.21	ug/Kg	☼	03/15/18 09:00	03/19/18 23:24	1
1,2-Dichloropropane	ND		4.3	2.1	ug/Kg	☼	03/15/18 09:00	03/19/18 23:24	1
1,3-Dichlorobenzene	ND		4.3	0.22	ug/Kg	☼	03/15/18 09:00	03/19/18 23:24	1
1,4-Dichlorobenzene	ND		4.3	0.60	ug/Kg	☼	03/15/18 09:00	03/19/18 23:24	1
2-Butanone (MEK)	ND		21	1.6	ug/Kg	☼	03/15/18 09:00	03/19/18 23:24	1
2-Hexanone	ND		21	2.1	ug/Kg	☼	03/15/18 09:00	03/19/18 23:24	1
4-Methyl-2-pentanone (MIBK)	ND		21	1.4	ug/Kg	☼	03/15/18 09:00	03/19/18 23:24	1
Acetone	**17**	**J**	21	3.6	ug/Kg	☼	03/15/18 09:00	03/19/18 23:24	1
Benzene	ND		4.3	0.21	ug/Kg	☼	03/15/18 09:00	03/19/18 23:24	1
Bromodichloromethane	ND		4.3	0.57	ug/Kg	☼	03/15/18 09:00	03/19/18 23:24	1
Bromoform	ND		4.3	2.1	ug/Kg	☼	03/15/18 09:00	03/19/18 23:24	1
Bromomethane	ND		4.3	0.38	ug/Kg	☼	03/15/18 09:00	03/19/18 23:24	1
Carbon disulfide	ND		4.3	2.1	ug/Kg	☼	03/15/18 09:00	03/19/18 23:24	1
Carbon tetrachloride	ND		4.3	0.41	ug/Kg	☼	03/15/18 09:00	03/19/18 23:24	1
Chlorobenzene	ND		4.3	0.56	ug/Kg	☼	03/15/18 09:00	03/19/18 23:24	1
Chloroethane	ND		4.3	0.96	ug/Kg	☼	03/15/18 09:00	03/19/18 23:24	1
Chloroform	ND		4.3	0.26	ug/Kg	☼	03/15/18 09:00	03/19/18 23:24	1
Chloromethane	ND		4.3	0.26	ug/Kg	☼	03/15/18 09:00	03/19/18 23:24	1
cis-1,2-Dichloroethene	ND		4.3	0.54	ug/Kg	☼	03/15/18 09:00	03/19/18 23:24	1
cis-1,3-Dichloropropene	ND		4.3	0.61	ug/Kg	☼	03/15/18 09:00	03/19/18 23:24	1
Cyclohexane	ND		4.3	0.60	ug/Kg	☼	03/15/18 09:00	03/19/18 23:24	1
Dibromochloromethane	ND		4.3	0.54	ug/Kg	☼	03/15/18 09:00	03/19/18 23:24	1
Dichlorodifluoromethane	ND		4.3	0.35	ug/Kg	☼	03/15/18 09:00	03/19/18 23:24	1
Ethylbenzene	ND		4.3	0.29	ug/Kg	☼	03/15/18 09:00	03/19/18 23:24	1
Isopropylbenzene	ND		4.3	0.64	ug/Kg	☼	03/15/18 09:00	03/19/18 23:24	1
Methyl acetate	ND		21	2.6	ug/Kg	☼	03/15/18 09:00	03/19/18 23:24	1
Methyl tert-butyl ether	ND		4.3	0.42	ug/Kg	☼	03/15/18 09:00	03/19/18 23:24	1
Methylcyclohexane	ND		4.3	0.65	ug/Kg	☼	03/15/18 09:00	03/19/18 23:24	1
Methylene Chloride	ND		4.3	2.0	ug/Kg	☼	03/15/18 09:00	03/19/18 23:24	1

Client Sample ID: SB-15 (2-4)

Date Collected: 03/14/18 10:00
Date Received: 03/14/18 16:30

Lab Sample ID: 480-132625-7

Matrix: Solid
Percent Solids: 79.5

Method: 8260C - Volatile Organic Compounds by GC/MS (Continued)

Analyte	Result	Qualifier	RL	MDL	Unit	D	Prepared	Analyzed	Dil Fac
Styrene	ND		4.3	0.21	ug/Kg	☼	03/15/18 09:00	03/19/18 23:24	1
Tetrachloroethene	ND		4.3	0.57	ug/Kg	☼	03/15/18 09:00	03/19/18 23:24	1
Toluene	ND		4.3	0.32	ug/Kg	☼	03/15/18 09:00	03/19/18 23:24	1
trans-1,2-Dichloroethene	ND		4.3	0.44	ug/Kg	☼	03/15/18 09:00	03/19/18 23:24	1
trans-1,3-Dichloropropene	ND		4.3	1.9	ug/Kg	☼	03/15/18 09:00	03/19/18 23:24	1
Trichloroethene	ND		4.3	0.94	ug/Kg	☼	03/15/18 09:00	03/19/18 23:24	1
Trichlorofluoromethane	ND		4.3	0.40	ug/Kg	☼	03/15/18 09:00	03/19/18 23:24	1
Vinyl chloride	ND		4.3	0.52	ug/Kg	☼	03/15/18 09:00	03/19/18 23:24	1
Xylenes, Total	ND		8.5	0.71	ug/Kg	☼	03/15/18 09:00	03/19/18 23:24	1

Surrogate	*%Recovery*	*Qualifier*	*Limits*	*Prepared*	*Analyzed*	*Dil Fac*
1,2-Dichloroethane-d4 (Surr)	*107*		*64 - 126*	*03/15/18 09:00*	*03/19/18 23:24*	*1*
4-Bromofluorobenzene (Surr)	*99*		*72 - 126*	*03/15/18 09:00*	*03/19/18 23:24*	*1*
Dibromofluoromethane (Surr)	*100*		*60 - 140*	*03/15/18 09:00*	*03/19/18 23:24*	*1*
Toluene-d8 (Surr)	*99*		*71 - 125*	*03/15/18 09:00*	*03/19/18 23:24*	*1*

Client Sample ID: SB-15 (6-8)

Date Collected: 03/14/18 10:45
Date Received: 03/14/18 16:30

Lab Sample ID: 480-132625-9

Matrix: Solid
Percent Solids: 85.4

Method: 8260C - Volatile Organic Compounds by GC/MS

Analyte	Result	Qualifier	RL	MDL	Unit	D	Prepared	Analyzed	Dil Fac
1,1,1-Trichloroethane	ND		3.9	0.28	ug/Kg	☼	03/15/18 09:00	03/19/18 23:49	1
1,1,2,2-Tetrachloroethane	ND		3.9	0.63	ug/Kg	☼	03/15/18 09:00	03/19/18 23:49	1
1,1,2-Trichloro-1,2,2-trifluoroethane	ND		3.9	0.89	ug/Kg	☼	03/15/18 09:00	03/19/18 23:49	1
1,1,2-Trichloroethane	ND		3.9	0.51	ug/Kg	☼	03/15/18 09:00	03/19/18 23:49	1
1,1-Dichloroethane	ND		3.9	0.48	ug/Kg	☼	03/15/18 09:00	03/19/18 23:49	1
1,1-Dichloroethene	ND		3.9	0.48	ug/Kg	☼	03/15/18 09:00	03/19/18 23:49	1
1,2,4-Trichlorobenzene	ND		3.9	0.24	ug/Kg	☼	03/15/18 09:00	03/19/18 23:49	1
1,2-Dibromo-3-Chloropropane	ND		3.9	1.9	ug/Kg	☼	03/15/18 09:00	03/19/18 23:49	1
1,2-Dibromoethane	ND		3.9	0.50	ug/Kg	☼	03/15/18 09:00	03/19/18 23:49	1
1,2-Dichlorobenzene	ND		3.9	0.30	ug/Kg	☼	03/15/18 09:00	03/19/18 23:49	1
1,2-Dichloroethane	ND		3.9	0.20	ug/Kg	☼	03/15/18 09:00	03/19/18 23:49	1
1,2-Dichloropropane	ND		3.9	1.9	ug/Kg	☼	03/15/18 09:00	03/19/18 23:49	1
1,3-Dichlorobenzene	ND		3.9	0.20	ug/Kg	☼	03/15/18 09:00	03/19/18 23:49	1
1,4-Dichlorobenzene	ND		3.9	0.55	ug/Kg	☼	03/15/18 09:00	03/19/18 23:49	1
2-Butanone (MEK)	ND		19	1.4	ug/Kg	☼	03/15/18 09:00	03/19/18 23:49	1
2-Hexanone	ND		19	1.9	ug/Kg	☼	03/15/18 09:00	03/19/18 23:49	1
4-Methyl-2-pentanone (MIBK)	ND		19	1.3	ug/Kg	☼	03/15/18 09:00	03/19/18 23:49	1
Acetone	**6.5**	**J**	19	3.3	ug/Kg	☼	03/15/18 09:00	03/19/18 23:49	1
Benzene	ND		3.9	0.19	ug/Kg	☼	03/15/18 09:00	03/19/18 23:49	1
Bromodichloromethane	ND		3.9	0.52	ug/Kg	☼	03/15/18 09:00	03/19/18 23:49	1
Bromoform	ND		3.9	1.9	ug/Kg	☼	03/15/18 09:00	03/19/18 23:49	1
Bromomethane	ND		3.9	0.35	ug/Kg	☼	03/15/18 09:00	03/19/18 23:49	1
Carbon disulfide	ND		3.9	1.9	ug/Kg	☼	03/15/18 09:00	03/19/18 23:49	1
Carbon tetrachloride	ND		3.9	0.38	ug/Kg	☼	03/15/18 09:00	03/19/18 23:49	1
Chlorobenzene	ND		3.9	0.51	ug/Kg	☼	03/15/18 09:00	03/19/18 23:49	1
Chloroethane	ND		3.9	0.88	ug/Kg	☼	03/15/18 09:00	03/19/18 23:49	1
Chloroform	ND		3.9	0.24	ug/Kg	☼	03/15/18 09:00	03/19/18 23:49	1
Chloromethane	ND		3.9	0.24	ug/Kg	☼	03/15/18 09:00	03/19/18 23:49	1

Client Sample ID: SB-15 (6-8)

Date Collected: 03/14/18 10:45
Date Received: 03/14/18 16:30

Lab Sample ID: 480-132625-9

Matrix: Solid
Percent Solids: 85.4

Method: 8260C - Volatile Organic Compounds by GC/MS (Continued)

Analyte	Result	Qualifier	RL	MDL	Unit	D	Prepared	Analyzed	Dil Fac
cis-1,2-Dichloroethene	ND		3.9	0.50	ug/Kg	☼	03/15/18 09:00	03/19/18 23:49	1
cis-1,3-Dichloropropene	ND		3.9	0.56	ug/Kg	☼	03/15/18 09:00	03/19/18 23:49	1
Cyclohexane	ND		3.9	0.55	ug/Kg	☼	03/15/18 09:00	03/19/18 23:49	1
Dibromochloromethane	ND		3.9	0.50	ug/Kg	☼	03/15/18 09:00	03/19/18 23:49	1
Dichlorodifluoromethane	ND		3.9	0.32	ug/Kg	☼	03/15/18 09:00	03/19/18 23:49	1
Ethylbenzene	ND		3.9	0.27	ug/Kg	☼	03/15/18 09:00	03/19/18 23:49	1
Isopropylbenzene	ND		3.9	0.59	ug/Kg	☼	03/15/18 09:00	03/19/18 23:49	1
Methyl acetate	ND		19	2.4	ug/Kg	☼	03/15/18 09:00	03/19/18 23:49	1
Methyl tert-butyl ether	ND		3.9	0.38	ug/Kg	☼	03/15/18 09:00	03/19/18 23:49	1
Methylcyclohexane	ND		3.9	0.59	ug/Kg	☼	03/15/18 09:00	03/19/18 23:49	1
Methylene Chloride	ND		3.9	1.8	ug/Kg	☼	03/15/18 09:00	03/19/18 23:49	1
Styrene	ND		3.9	0.19	ug/Kg	☼	03/15/18 09:00	03/19/18 23:49	1
Tetrachloroethene	ND		3.9	0.52	ug/Kg	☼	03/15/18 09:00	03/19/18 23:49	1
Toluene	ND		3.9	0.29	ug/Kg	☼	03/15/18 09:00	03/19/18 23:49	1
trans-1,2-Dichloroethene	ND		3.9	0.40	ug/Kg	☼	03/15/18 09:00	03/19/18 23:49	1
trans-1,3-Dichloropropene	ND		3.9	1.7	ug/Kg	☼	03/15/18 09:00	03/19/18 23:49	1
Trichloroethene	ND		3.9	0.86	ug/Kg	☼	03/15/18 09:00	03/19/18 23:49	1
Trichlorofluoromethane	ND		3.9	0.37	ug/Kg	☼	03/15/18 09:00	03/19/18 23:49	1
Vinyl chloride	ND		3.9	0.48	ug/Kg	☼	03/15/18 09:00	03/19/18 23:49	1
Xylenes, Total	ND		7.8	0.66	ug/Kg	☼	03/15/18 09:00	03/19/18 23:49	1

Surrogate	*%Recovery*	*Qualifier*	*Limits*	*Prepared*	*Analyzed*	*Dil Fac*
1,2-Dichloroethane-d4 (Surr)	*106*		*64 - 126*	*03/15/18 09:00*	*03/19/18 23:49*	*1*
4-Bromofluorobenzene (Surr)	*100*		*72 - 126*	*03/15/18 09:00*	*03/19/18 23:49*	*1*
Dibromofluoromethane (Surr)	*100*		*60 - 140*	*03/15/18 09:00*	*03/19/18 23:49*	*1*
Toluene-d8 (Surr)	*98*		*71 - 125*	*03/15/18 09:00*	*03/19/18 23:49*	*1*

Client Sample ID: DUP-5-31418

Date Collected: 03/14/18 00:00
Date Received: 03/14/18 16:30

Lab Sample ID: 480-132625-12

Matrix: Solid
Percent Solids: 79.9

Method: 8260C - Volatile Organic Compounds by GC/MS

Analyte	Result	Qualifier	RL	MDL	Unit	D	Prepared	Analyzed	Dil Fac
1,1,1-Trichloroethane	ND		3.8	0.27	ug/Kg	☼	03/15/18 09:00	03/20/18 00:15	1
1,1,2,2-Tetrachloroethane	ND		3.8	0.61	ug/Kg	☼	03/15/18 09:00	03/20/18 00:15	1
1,1,2-Trichloro-1,2,2-trifluoroethane	ND		3.8	0.86	ug/Kg	☼	03/15/18 09:00	03/20/18 00:15	1
1,1,2-Trichloroethane	ND		3.8	0.49	ug/Kg	☼	03/15/18 09:00	03/20/18 00:15	1
1,1-Dichloroethane	ND		3.8	0.46	ug/Kg	☼	03/15/18 09:00	03/20/18 00:15	1
1,1-Dichloroethene	ND		3.8	0.46	ug/Kg	☼	03/15/18 09:00	03/20/18 00:15	1
1,2,4-Trichlorobenzene	ND		3.8	0.23	ug/Kg	☼	03/15/18 09:00	03/20/18 00:15	1
1,2-Dibromo-3-Chloropropane	ND		3.8	1.9	ug/Kg	☼	03/15/18 09:00	03/20/18 00:15	1
1,2-Dibromoethane	ND		3.8	0.48	ug/Kg	☼	03/15/18 09:00	03/20/18 00:15	1
1,2-Dichlorobenzene	ND		3.8	0.30	ug/Kg	☼	03/15/18 09:00	03/20/18 00:15	1
1,2-Dichloroethane	ND		3.8	0.19	ug/Kg	☼	03/15/18 09:00	03/20/18 00:15	1
1,2-Dichloropropane	ND		3.8	1.9	ug/Kg	☼	03/15/18 09:00	03/20/18 00:15	1
1,3-Dichlorobenzene	ND		3.8	0.19	ug/Kg	☼	03/15/18 09:00	03/20/18 00:15	1
1,4-Dichlorobenzene	ND		3.8	0.53	ug/Kg	☼	03/15/18 09:00	03/20/18 00:15	1
2-Butanone (MEK)	ND		19	1.4	ug/Kg	☼	03/15/18 09:00	03/20/18 00:15	1
2-Hexanone	ND		19	1.9	ug/Kg	☼	03/15/18 09:00	03/20/18 00:15	1
4-Methyl-2-pentanone (MIBK)	ND		19	1.2	ug/Kg	☼	03/15/18 09:00	03/20/18 00:15	1

Client Sample ID: DUP-5-31418

Lab Sample ID: 480-132625-12
Date Collected: 03/14/18 00:00
Matrix: Solid
Date Received: 03/14/18 16:30
Percent Solids: 79.9

Method: 8260C - Volatile Organic Compounds by GC/MS (Continued)

Analyte	Result	Qualifier	RL	MDL	Unit	D	Prepared	Analyzed	Dil Fac
Acetone	**15**	**J**	19	3.2	ug/Kg	☼	03/15/18 09:00	03/20/18 00:15	1
Benzene	ND		3.8	0.19	ug/Kg	☼	03/15/18 09:00	03/20/18 00:15	1
Bromodichloromethane	ND		3.8	0.51	ug/Kg	☼	03/15/18 09:00	03/20/18 00:15	1
Bromoform	ND		3.8	1.9	ug/Kg	☼	03/15/18 09:00	03/20/18 00:15	1
Bromomethane	ND		3.8	0.34	ug/Kg	☼	03/15/18 09:00	03/20/18 00:15	1
Carbon disulfide	ND		3.8	1.9	ug/Kg	☼	03/15/18 09:00	03/20/18 00:15	1
Carbon tetrachloride	ND		3.8	0.37	ug/Kg	☼	03/15/18 09:00	03/20/18 00:15	1
Chlorobenzene	ND		3.8	0.50	ug/Kg	☼	03/15/18 09:00	03/20/18 00:15	1
Chloroethane	ND		3.8	0.85	ug/Kg	☼	03/15/18 09:00	03/20/18 00:15	1
Chloroform	ND		3.8	0.23	ug/Kg	☼	03/15/18 09:00	03/20/18 00:15	1
Chloromethane	ND		3.8	0.23	ug/Kg	☼	03/15/18 09:00	03/20/18 00:15	1
cis-1,2-Dichloroethene	ND		3.8	0.48	ug/Kg	☼	03/15/18 09:00	03/20/18 00:15	1
cis-1,3-Dichloropropene	ND		3.8	0.54	ug/Kg	☼	03/15/18 09:00	03/20/18 00:15	1
Cyclohexane	ND		3.8	0.53	ug/Kg	☼	03/15/18 09:00	03/20/18 00:15	1
Dibromochloromethane	ND		3.8	0.48	ug/Kg	☼	03/15/18 09:00	03/20/18 00:15	1
Dichlorodifluoromethane	ND		3.8	0.31	ug/Kg	☼	03/15/18 09:00	03/20/18 00:15	1
Ethylbenzene	ND		3.8	0.26	ug/Kg	☼	03/15/18 09:00	03/20/18 00:15	1
Isopropylbenzene	ND		3.8	0.57	ug/Kg	☼	03/15/18 09:00	03/20/18 00:15	1
Methyl acetate	ND		19	2.3	ug/Kg	☼	03/15/18 09:00	03/20/18 00:15	1
Methyl tert-butyl ether	ND		3.8	0.37	ug/Kg	☼	03/15/18 09:00	03/20/18 00:15	1
Methylcyclohexane	ND		3.8	0.57	ug/Kg	☼	03/15/18 09:00	03/20/18 00:15	1
Methylene Chloride	**1.7**	**J**	3.8	1.7	ug/Kg	☼	03/15/18 09:00	03/20/18 00:15	1
Styrene	ND		3.8	0.19	ug/Kg	☼	03/15/18 09:00	03/20/18 00:15	1
Tetrachloroethene	ND		3.8	0.51	ug/Kg	☼	03/15/18 09:00	03/20/18 00:15	1
Toluene	ND		3.8	0.29	ug/Kg	☼	03/15/18 09:00	03/20/18 00:15	1
trans-1,2-Dichloroethene	ND		3.8	0.39	ug/Kg	☼	03/15/18 09:00	03/20/18 00:15	1
trans-1,3-Dichloropropene	ND		3.8	1.7	ug/Kg	☼	03/15/18 09:00	03/20/18 00:15	1
Trichloroethene	ND		3.8	0.83	ug/Kg	☼	03/15/18 09:00	03/20/18 00:15	1
Trichlorofluoromethane	ND		3.8	0.36	ug/Kg	☼	03/15/18 09:00	03/20/18 00:15	1
Vinyl chloride	ND		3.8	0.46	ug/Kg	☼	03/15/18 09:00	03/20/18 00:15	1
Xylenes, Total	ND		7.6	0.63	ug/Kg	☼	03/15/18 09:00	03/20/18 00:15	1

Surrogate	*%Recovery*	*Qualifier*	*Limits*	*Prepared*	*Analyzed*	*Dil Fac*
1,2-Dichloroethane-d4 (Surr)	*106*		*64 - 126*	*03/15/18 09:00*	*03/20/18 00:15*	*1*
4-Bromofluorobenzene (Surr)	*100*		*72 - 126*	*03/15/18 09:00*	*03/20/18 00:15*	*1*
Dibromofluoromethane (Surr)	*101*		*60 - 140*	*03/15/18 09:00*	*03/20/18 00:15*	*1*
Toluene-d8 (Surr)	*98*		*71 - 125*	*03/15/18 09:00*	*03/20/18 00:15*	*1*

Client Sample ID: SB-17 (6-8)

Lab Sample ID: 480-132625-17
Date Collected: 03/14/18 14:20
Matrix: Solid
Date Received: 03/14/18 16:30
Percent Solids: 87.1

Method: 8260C - Volatile Organic Compounds by GC/MS

Analyte	Result	Qualifier	RL	MDL	Unit	D	Prepared	Analyzed	Dil Fac
1,1,1-Trichloroethane	ND		3.6	0.26	ug/Kg	☼	03/15/18 09:00	03/20/18 00:41	1
1,1,2,2-Tetrachloroethane	ND		3.6	0.58	ug/Kg	☼	03/15/18 09:00	03/20/18 00:41	1
1,1,2-Trichloro-1,2,2-trifluoroethane	ND		3.6	0.82	ug/Kg	☼	03/15/18 09:00	03/20/18 00:41	1
1,1,2-Trichloroethane	ND		3.6	0.47	ug/Kg	☼	03/15/18 09:00	03/20/18 00:41	1
1,1-Dichloroethane	ND		3.6	0.44	ug/Kg	☼	03/15/18 09:00	03/20/18 00:41	1
1,1-Dichloroethene	ND		3.6	0.44	ug/Kg	☼	03/15/18 09:00	03/20/18 00:41	1

Client Sample ID: SB-17 (6-8)

Date Collected: 03/14/18 14:20
Date Received: 03/14/18 16:30

Lab Sample ID: 480-132625-17

Matrix: Solid
Percent Solids: 87.1

Method: 8260C - Volatile Organic Compounds by GC/MS (Continued)

Analyte	Result	Qualifier	RL	MDL	Unit	D	Prepared	Analyzed	Dil Fac
1,2,4-Trichlorobenzene	ND		3.6	0.22	ug/Kg	☼	03/15/18 09:00	03/20/18 00:41	1
1,2-Dibromo-3-Chloropropane	ND		3.6	1.8	ug/Kg	☼	03/15/18 09:00	03/20/18 00:41	1
1,2-Dibromoethane	ND		3.6	0.46	ug/Kg	☼	03/15/18 09:00	03/20/18 00:41	1
1,2-Dichlorobenzene	ND		3.6	0.28	ug/Kg	☼	03/15/18 09:00	03/20/18 00:41	1
1,2-Dichloroethane	ND		3.6	0.18	ug/Kg	☼	03/15/18 09:00	03/20/18 00:41	1
1,2-Dichloropropane	ND		3.6	1.8	ug/Kg	☼	03/15/18 09:00	03/20/18 00:41	1
1,3-Dichlorobenzene	ND		3.6	0.19	ug/Kg	☼	03/15/18 09:00	03/20/18 00:41	1
1,4-Dichlorobenzene	ND		3.6	0.50	ug/Kg	☼	03/15/18 09:00	03/20/18 00:41	1
2-Butanone (MEK)	ND		18	1.3	ug/Kg	☼	03/15/18 09:00	03/20/18 00:41	1
2-Hexanone	ND		18	1.8	ug/Kg	☼	03/15/18 09:00	03/20/18 00:41	1
4-Methyl-2-pentanone (MIBK)	ND		18	1.2	ug/Kg	☼	03/15/18 09:00	03/20/18 00:41	1
Acetone	ND		18	3.0	ug/Kg	☼	03/15/18 09:00	03/20/18 00:41	1
Benzene	ND		3.6	0.18	ug/Kg	☼	03/15/18 09:00	03/20/18 00:41	1
Bromodichloromethane	ND		3.6	0.48	ug/Kg	☼	03/15/18 09:00	03/20/18 00:41	1
Bromoform	ND		3.6	1.8	ug/Kg	☼	03/15/18 09:00	03/20/18 00:41	1
Bromomethane	ND		3.6	0.32	ug/Kg	☼	03/15/18 09:00	03/20/18 00:41	1
Carbon disulfide	ND		3.6	1.8	ug/Kg	☼	03/15/18 09:00	03/20/18 00:41	1
Carbon tetrachloride	ND		3.6	0.35	ug/Kg	☼	03/15/18 09:00	03/20/18 00:41	1
Chlorobenzene	ND		3.6	0.48	ug/Kg	☼	03/15/18 09:00	03/20/18 00:41	1
Chloroethane	ND		3.6	0.81	ug/Kg	☼	03/15/18 09:00	03/20/18 00:41	1
Chloroform	ND		3.6	0.22	ug/Kg	☼	03/15/18 09:00	03/20/18 00:41	1
Chloromethane	ND		3.6	0.22	ug/Kg	☼	03/15/18 09:00	03/20/18 00:41	1
cis-1,2-Dichloroethene	ND		3.6	0.46	ug/Kg	☼	03/15/18 09:00	03/20/18 00:41	1
cis-1,3-Dichloropropene	ND		3.6	0.52	ug/Kg	☼	03/15/18 09:00	03/20/18 00:41	1
Cyclohexane	ND		3.6	0.50	ug/Kg	☼	03/15/18 09:00	03/20/18 00:41	1
Dibromochloromethane	ND		3.6	0.46	ug/Kg	☼	03/15/18 09:00	03/20/18 00:41	1
Dichlorodifluoromethane	ND		3.6	0.30	ug/Kg	☼	03/15/18 09:00	03/20/18 00:41	1
Ethylbenzene	ND		3.6	0.25	ug/Kg	☼	03/15/18 09:00	03/20/18 00:41	1
Isopropylbenzene	ND		3.6	0.54	ug/Kg	☼	03/15/18 09:00	03/20/18 00:41	1
Methyl acetate	ND		18	2.2	ug/Kg	☼	03/15/18 09:00	03/20/18 00:41	1
Methyl tert-butyl ether	ND		3.6	0.35	ug/Kg	☼	03/15/18 09:00	03/20/18 00:41	1
Methylcyclohexane	ND		3.6	0.55	ug/Kg	☼	03/15/18 09:00	03/20/18 00:41	1
Methylene Chloride	ND		3.6	1.7	ug/Kg	☼	03/15/18 09:00	03/20/18 00:41	1
Styrene	ND		3.6	0.18	ug/Kg	☼	03/15/18 09:00	03/20/18 00:41	1
Tetrachloroethene	ND		3.6	0.48	ug/Kg	☼	03/15/18 09:00	03/20/18 00:41	1
Toluene	ND		3.6	0.27	ug/Kg	☼	03/15/18 09:00	03/20/18 00:41	1
trans-1,2-Dichloroethene	ND		3.6	0.37	ug/Kg	☼	03/15/18 09:00	03/20/18 00:41	1
trans-1,3-Dichloropropene	ND		3.6	1.6	ug/Kg	☼	03/15/18 09:00	03/20/18 00:41	1
Trichloroethene	ND		3.6	0.79	ug/Kg	☼	03/15/18 09:00	03/20/18 00:41	1
Trichlorofluoromethane	ND		3.6	0.34	ug/Kg	☼	03/15/18 09:00	03/20/18 00:41	1
Vinyl chloride	ND		3.6	0.44	ug/Kg	☼	03/15/18 09:00	03/20/18 00:41	1
Xylenes, Total	ND		7.2	0.61	ug/Kg	☼	03/15/18 09:00	03/20/18 00:41	1

Surrogate	*%Recovery*	*Qualifier*	*Limits*	*Prepared*	*Analyzed*	*Dil Fac*
1,2-Dichloroethane-d4 (Surr)	*107*		*64 - 126*	*03/15/18 09:00*	*03/20/18 00:41*	*1*
4-Bromofluorobenzene (Surr)	*99*		*72 - 126*	*03/15/18 09:00*	*03/20/18 00:41*	*1*
Dibromofluoromethane (Surr)	*99*		*60 - 140*	*03/15/18 09:00*	*03/20/18 00:41*	*1*
Toluene-d8 (Surr)	*99*		*71 - 125*	*03/15/18 09:00*	*03/20/18 00:41*	*1*

Client Sample ID: SB-25 (1-2)

Lab Sample ID: 480-132625-1

Date Collected: 03/14/18 08:00
Matrix: Solid
Date Received: 03/14/18 16:30
Percent Solids: 82.2

Method: 8082A - Polychlorinated Biphenyls (PCBs) by Gas Chromatography

Analyte	Result	Qualifier	RL	MDL	Unit	D	Prepared	Analyzed	Dil Fac
PCB-1016	ND		0.27	0.053	mg/Kg	☼	03/15/18 14:07	03/16/18 13:00	1
PCB-1221	ND		0.27	0.053	mg/Kg	☼	03/15/18 14:07	03/16/18 13:00	1
PCB-1232	ND		0.27	0.053	mg/Kg	☼	03/15/18 14:07	03/16/18 13:00	1
PCB-1242	ND		0.27	0.053	mg/Kg	☼	03/15/18 14:07	03/16/18 13:00	1
PCB-1248	ND		0.27	0.053	mg/Kg	☼	03/15/18 14:07	03/16/18 13:00	1
PCB-1254	ND		0.27	0.13	mg/Kg	☼	03/15/18 14:07	03/16/18 13:00	1
PCB-1260	ND		0.27	0.13	mg/Kg	☼	03/15/18 14:07	03/16/18 13:00	1

Surrogate	*%Recovery*	*Qualifier*	*Limits*	*Prepared*	*Analyzed*	*Dil Fac*
Tetrachloro-m-xylene	*148*		*60 - 154*	*03/15/18 14:07*	*03/16/18 13:00*	*1*
Tetrachloro-m-xylene	*121*		*60 - 154*	*03/15/18 14:07*	*03/16/18 13:00*	*1*
DCB Decachlorobiphenyl	*221*	*X*	*65 - 174*	*03/15/18 14:07*	*03/16/18 13:00*	*1*
DCB Decachlorobiphenyl	*116*		*65 - 174*	*03/15/18 14:07*	*03/16/18 13:00*	*1*

Client Sample ID: SB-25 (2-4)

Lab Sample ID: 480-132625-2

Date Collected: 03/14/18 08:30
Matrix: Solid
Date Received: 03/14/18 16:30
Percent Solids: 83.9

Method: 8082A - Polychlorinated Biphenyls (PCBs) by Gas Chromatography

Analyte	Result	Qualifier	RL	MDL	Unit	D	Prepared	Analyzed	Dil Fac
PCB-1016	ND		0.27	0.053	mg/Kg	☼	03/15/18 14:07	03/16/18 13:16	1
PCB-1221	ND		0.27	0.053	mg/Kg	☼	03/15/18 14:07	03/16/18 13:16	1
PCB-1232	ND		0.27	0.053	mg/Kg	☼	03/15/18 14:07	03/16/18 13:16	1
PCB-1242	ND		0.27	0.053	mg/Kg	☼	03/15/18 14:07	03/16/18 13:16	1
PCB-1248	ND		0.27	0.053	mg/Kg	☼	03/15/18 14:07	03/16/18 13:16	1
PCB-1254	ND		0.27	0.13	mg/Kg	☼	03/15/18 14:07	03/16/18 13:16	1
PCB-1260	ND		0.27	0.13	mg/Kg	☼	03/15/18 14:07	03/16/18 13:16	1

Surrogate	*%Recovery*	*Qualifier*	*Limits*	*Prepared*	*Analyzed*	*Dil Fac*
Tetrachloro-m-xylene	*141*		*60 - 154*	*03/15/18 14:07*	*03/16/18 13:16*	*1*
Tetrachloro-m-xylene	*120*		*60 - 154*	*03/15/18 14:07*	*03/16/18 13:16*	*1*
DCB Decachlorobiphenyl	*233*	*X*	*65 - 174*	*03/15/18 14:07*	*03/16/18 13:16*	*1*
DCB Decachlorobiphenyl	*119*		*65 - 174*	*03/15/18 14:07*	*03/16/18 13:16*	*1*

Client Sample ID: SB-25 (6-8)

Lab Sample ID: 480-132625-4

Date Collected: 03/14/18 09:15
Matrix: Solid
Date Received: 03/14/18 16:30
Percent Solids: 86.1

Method: 8082A - Polychlorinated Biphenyls (PCBs) by Gas Chromatography

Analyte	Result	Qualifier	RL	MDL	Unit	D	Prepared	Analyzed	Dil Fac
PCB-1016	ND		0.28	0.054	mg/Kg	☼	03/15/18 14:07	03/16/18 13:32	1
PCB-1221	ND		0.28	0.054	mg/Kg	☼	03/15/18 14:07	03/16/18 13:32	1
PCB-1232	ND		0.28	0.054	mg/Kg	☼	03/15/18 14:07	03/16/18 13:32	1
PCB-1242	ND		0.28	0.054	mg/Kg	☼	03/15/18 14:07	03/16/18 13:32	1
PCB-1248	ND		0.28	0.054	mg/Kg	☼	03/15/18 14:07	03/16/18 13:32	1
PCB-1254	ND		0.28	0.13	mg/Kg	☼	03/15/18 14:07	03/16/18 13:32	1
PCB-1260	ND		0.28	0.13	mg/Kg	☼	03/15/18 14:07	03/16/18 13:32	1

Surrogate	*%Recovery*	*Qualifier*	*Limits*	*Prepared*	*Analyzed*	*Dil Fac*
Tetrachloro-m-xylene	*166*	*X*	*60 - 154*	*03/15/18 14:07*	*03/16/18 13:32*	*1*

Client Sample ID: SB-25 (6-8)

Lab Sample ID: 480-132625-4

Date Collected: 03/14/18 09:15
Matrix: Solid
Date Received: 03/14/18 16:30
Percent Solids: 86.1

Method: 8082A - Polychlorinated Biphenyls (PCBs) by Gas Chromatography (Continued)

Surrogate	*%Recovery*	*Qualifier*	*Limits*	*Prepared*	*Analyzed*	*Dil Fac*
Tetrachloro-m-xylene	*136*		*60 - 154*	*03/15/18 14:07*	*03/16/18 13:32*	*1*
DCB Decachlorobiphenyl	*249*	*X*	*65 - 174*	*03/15/18 14:07*	*03/16/18 13:32*	*1*
DCB Decachlorobiphenyl	*126*		*65 - 174*	*03/15/18 14:07*	*03/16/18 13:32*	*1*

Client Sample ID: SB-15 (2-4)

Lab Sample ID: 480-132625-7

Date Collected: 03/14/18 10:00
Matrix: Solid
Date Received: 03/14/18 16:30
Percent Solids: 79.5

Method: 8082A - Polychlorinated Biphenyls (PCBs) by Gas Chromatography

Analyte	Result	Qualifier	RL	MDL	Unit	D	Prepared	Analyzed	Dil Fac
PCB-1016	ND		0.29	0.057	mg/Kg	☼	03/15/18 14:07	03/16/18 13:48	1
PCB-1221	ND		0.29	0.057	mg/Kg	☼	03/15/18 14:07	03/16/18 13:48	1
PCB-1232	ND		0.29	0.057	mg/Kg	☼	03/15/18 14:07	03/16/18 13:48	1
PCB-1242	ND		0.29	0.057	mg/Kg	☼	03/15/18 14:07	03/16/18 13:48	1
PCB-1248	ND		0.29	0.057	mg/Kg	☼	03/15/18 14:07	03/16/18 13:48	1
PCB-1254	ND		0.29	0.14	mg/Kg	☼	03/15/18 14:07	03/16/18 13:48	1
PCB-1260	ND		0.29	0.14	mg/Kg	☼	03/15/18 14:07	03/16/18 13:48	1

Surrogate	*%Recovery*	*Qualifier*	*Limits*	*Prepared*	*Analyzed*	*Dil Fac*
Tetrachloro-m-xylene	*170*	*X*	*60 - 154*	*03/15/18 14:07*	*03/16/18 13:48*	*1*
Tetrachloro-m-xylene	*146*		*60 - 154*	*03/15/18 14:07*	*03/16/18 13:48*	*1*
DCB Decachlorobiphenyl	*256*	*X*	*65 - 174*	*03/15/18 14:07*	*03/16/18 13:48*	*1*
DCB Decachlorobiphenyl	*132*		*65 - 174*	*03/15/18 14:07*	*03/16/18 13:48*	*1*

Client Sample ID: SB-15 (4-6)

Lab Sample ID: 480-132625-8

Date Collected: 03/14/18 10:15
Matrix: Solid
Date Received: 03/14/18 16:30
Percent Solids: 81.2

Method: 8082A - Polychlorinated Biphenyls (PCBs) by Gas Chromatography

Analyte	Result	Qualifier	RL	MDL	Unit	D	Prepared	Analyzed	Dil Fac
PCB-1016	ND		0.27	0.052	mg/Kg	☼	03/15/18 14:07	03/16/18 14:04	1
PCB-1221	ND		0.27	0.052	mg/Kg	☼	03/15/18 14:07	03/16/18 14:04	1
PCB-1232	ND		0.27	0.052	mg/Kg	☼	03/15/18 14:07	03/16/18 14:04	1
PCB-1242	ND		0.27	0.052	mg/Kg	☼	03/15/18 14:07	03/16/18 14:04	1
PCB-1248	ND		0.27	0.052	mg/Kg	☼	03/15/18 14:07	03/16/18 14:04	1
PCB-1254	ND		0.27	0.13	mg/Kg	☼	03/15/18 14:07	03/16/18 14:04	1
PCB-1260	ND		0.27	0.13	mg/Kg	☼	03/15/18 14:07	03/16/18 14:04	1

Surrogate	*%Recovery*	*Qualifier*	*Limits*	*Prepared*	*Analyzed*	*Dil Fac*
Tetrachloro-m-xylene	*180*	*X*	*60 - 154*	*03/15/18 14:07*	*03/16/18 14:04*	*1*
Tetrachloro-m-xylene	*158*	*X*	*60 - 154*	*03/15/18 14:07*	*03/16/18 14:04*	*1*
DCB Decachlorobiphenyl	*286*	*X*	*65 - 174*	*03/15/18 14:07*	*03/16/18 14:04*	*1*
DCB Decachlorobiphenyl	*141*		*65 - 174*	*03/15/18 14:07*	*03/16/18 14:04*	*1*

Client Sample ID: SB-15 (6-8)

Lab Sample ID: 480-132625-9

Date Collected: 03/14/18 10:45
Matrix: Solid
Date Received: 03/14/18 16:30
Percent Solids: 85.4

Method: 8082A - Polychlorinated Biphenyls (PCBs) by Gas Chromatography

Analyte	Result	Qualifier	RL	MDL	Unit	D	Prepared	Analyzed	Dil Fac
PCB-1016	ND		0.27	0.052	mg/Kg	☼	03/15/18 14:07	03/16/18 14:20	1
PCB-1221	ND		0.27	0.052	mg/Kg	☼	03/15/18 14:07	03/16/18 14:20	1
PCB-1232	ND		0.27	0.052	mg/Kg	☼	03/15/18 14:07	03/16/18 14:20	1
PCB-1242	ND		0.27	0.052	mg/Kg	☼	03/15/18 14:07	03/16/18 14:20	1
PCB-1248	ND		0.27	0.052	mg/Kg	☼	03/15/18 14:07	03/16/18 14:20	1
PCB-1254	ND		0.27	0.12	mg/Kg	☼	03/15/18 14:07	03/16/18 14:20	1
PCB-1260	ND		0.27	0.12	mg/Kg	☼	03/15/18 14:07	03/16/18 14:20	1

Surrogate	*%Recovery*	*Qualifier*	*Limits*	*Prepared*	*Analyzed*	*Dil Fac*
Tetrachloro-m-xylene	*144*		*60 - 154*	*03/15/18 14:07*	*03/16/18 14:20*	*1*
Tetrachloro-m-xylene	*126*		*60 - 154*	*03/15/18 14:07*	*03/16/18 14:20*	*1*
DCB Decachlorobiphenyl	*219*	*X*	*65 - 174*	*03/15/18 14:07*	*03/16/18 14:20*	*1*
DCB Decachlorobiphenyl	*112*		*65 - 174*	*03/15/18 14:07*	*03/16/18 14:20*	*1*

Client Sample ID: SB-15 (8-10)

Lab Sample ID: 480-132625-10

Date Collected: 03/14/18 10:55
Matrix: Solid
Date Received: 03/14/18 16:30
Percent Solids: 85.3

Method: 8082A - Polychlorinated Biphenyls (PCBs) by Gas Chromatography

Analyte	Result	Qualifier	RL	MDL	Unit	D	Prepared	Analyzed	Dil Fac
PCB-1016	ND		0.27	0.053	mg/Kg	☼	03/15/18 14:07	03/16/18 14:35	1
PCB-1221	ND		0.27	0.053	mg/Kg	☼	03/15/18 14:07	03/16/18 14:35	1
PCB-1232	ND		0.27	0.053	mg/Kg	☼	03/15/18 14:07	03/16/18 14:35	1
PCB-1242	ND		0.27	0.053	mg/Kg	☼	03/15/18 14:07	03/16/18 14:35	1
PCB-1248	ND		0.27	0.053	mg/Kg	☼	03/15/18 14:07	03/16/18 14:35	1
PCB-1254	ND		0.27	0.13	mg/Kg	☼	03/15/18 14:07	03/16/18 14:35	1
PCB-1260	ND		0.27	0.13	mg/Kg	☼	03/15/18 14:07	03/16/18 14:35	1

Surrogate	*%Recovery*	*Qualifier*	*Limits*	*Prepared*	*Analyzed*	*Dil Fac*
Tetrachloro-m-xylene	*162*	*X*	*60 - 154*	*03/15/18 14:07*	*03/16/18 14:35*	*1*
Tetrachloro-m-xylene	*136*		*60 - 154*	*03/15/18 14:07*	*03/16/18 14:35*	*1*
DCB Decachlorobiphenyl	*252*	*X*	*65 - 174*	*03/15/18 14:07*	*03/16/18 14:35*	*1*
DCB Decachlorobiphenyl	*127*		*65 - 174*	*03/15/18 14:07*	*03/16/18 14:35*	*1*

Client Sample ID: SB-15 (10-12)

Lab Sample ID: 480-132625-11

Date Collected: 03/14/18 11:00
Matrix: Solid
Date Received: 03/14/18 16:30
Percent Solids: 85.7

Method: 8082A - Polychlorinated Biphenyls (PCBs) by Gas Chromatography

Analyte	Result	Qualifier	RL	MDL	Unit	D	Prepared	Analyzed	Dil Fac
PCB-1016	ND		0.25	0.049	mg/Kg	☼	03/15/18 14:07	03/16/18 14:52	1
PCB-1221	ND		0.25	0.049	mg/Kg	☼	03/15/18 14:07	03/16/18 14:52	1
PCB-1232	ND		0.25	0.049	mg/Kg	☼	03/15/18 14:07	03/16/18 14:52	1
PCB-1242	ND		0.25	0.049	mg/Kg	☼	03/15/18 14:07	03/16/18 14:52	1
PCB-1248	ND		0.25	0.049	mg/Kg	☼	03/15/18 14:07	03/16/18 14:52	1
PCB-1254	ND		0.25	0.12	mg/Kg	☼	03/15/18 14:07	03/16/18 14:52	1
PCB-1260	ND		0.25	0.12	mg/Kg	☼	03/15/18 14:07	03/16/18 14:52	1

Surrogate	*%Recovery*	*Qualifier*	*Limits*	*Prepared*	*Analyzed*	*Dil Fac*
Tetrachloro-m-xylene	*198*	*X*	*60 - 154*	*03/15/18 14:07*	*03/16/18 14:52*	*1*
Tetrachloro-m-xylene	*158*	*X*	*60 - 154*	*03/15/18 14:07*	*03/16/18 14:52*	*1*

Client Sample ID: SB-15 (10-12)

Lab Sample ID: 480-132625-11

Date Collected: 03/14/18 11:00
Matrix: Solid
Date Received: 03/14/18 16:30
Percent Solids: 85.7

Method: 8082A - Polychlorinated Biphenyls (PCBs) by Gas Chromatography (Continued)

Surrogate	*%Recovery*	*Qualifier*	*Limits*	*Prepared*	*Analyzed*	*Dil Fac*
DCB Decachlorobiphenyl	*310*	*X*	*65 - 174*	*03/15/18 14:07*	*03/16/18 14:52*	*1*
DCB Decachlorobiphenyl	*152*		*65 - 174*	*03/15/18 14:07*	*03/16/18 14:52*	*1*

Client Sample ID: DUP-5-31418

Lab Sample ID: 480-132625-12

Date Collected: 03/14/18 00:00
Matrix: Solid
Date Received: 03/14/18 16:30
Percent Solids: 79.9

Method: 8082A - Polychlorinated Biphenyls (PCBs) by Gas Chromatography

Analyte	Result	Qualifier	RL	MDL	Unit	D	Prepared	Analyzed	Dil Fac
PCB-1016	ND		0.26	0.052	mg/Kg	☼	03/15/18 14:07	03/16/18 15:07	1
PCB-1221	ND		0.26	0.052	mg/Kg	☼	03/15/18 14:07	03/16/18 15:07	1
PCB-1232	ND		0.26	0.052	mg/Kg	☼	03/15/18 14:07	03/16/18 15:07	1
PCB-1242	ND		0.26	0.052	mg/Kg	☼	03/15/18 14:07	03/16/18 15:07	1
PCB-1248	ND		0.26	0.052	mg/Kg	☼	03/15/18 14:07	03/16/18 15:07	1
PCB-1254	ND		0.26	0.12	mg/Kg	☼	03/15/18 14:07	03/16/18 15:07	1
PCB-1260	ND		0.26	0.12	mg/Kg	☼	03/15/18 14:07	03/16/18 15:07	1

Surrogate	*%Recovery*	*Qualifier*	*Limits*	*Prepared*	*Analyzed*	*Dil Fac*
Tetrachloro-m-xylene	*197*	*X*	*60 - 154*	*03/15/18 14:07*	*03/16/18 15:07*	*1*
Tetrachloro-m-xylene	*158*	*X*	*60 - 154*	*03/15/18 14:07*	*03/16/18 15:07*	*1*
DCB Decachlorobiphenyl	*300*	*X*	*65 - 174*	*03/15/18 14:07*	*03/16/18 15:07*	*1*
DCB Decachlorobiphenyl	*149*		*65 - 174*	*03/15/18 14:07*	*03/16/18 15:07*	*1*

Client Sample ID: RB-1-31418

Lab Sample ID: 480-132625-13

Date Collected: 03/14/18 14:00
Matrix: Water
Date Received: 03/14/18 16:30

Method: 8260C - Volatile Organic Compounds by GC/MS

Analyte	Result	Qualifier	RL	MDL	Unit	D	Prepared	Analyzed	Dil Fac
1,1,1-Trichloroethane	ND		1.0	0.82	ug/L			03/20/18 12:55	1
1,1,2,2-Tetrachloroethane	ND		1.0	0.21	ug/L			03/20/18 12:55	1
1,1,2-Trichloro-1,2,2-trifluoroethane	ND		1.0	0.31	ug/L			03/20/18 12:55	1
1,1,2-Trichloroethane	ND		1.0	0.23	ug/L			03/20/18 12:55	1
1,1-Dichloroethane	ND		1.0	0.38	ug/L			03/20/18 12:55	1
1,1-Dichloroethene	ND		1.0	0.29	ug/L			03/20/18 12:55	1
1,2,4-Trichlorobenzene	ND		1.0	0.41	ug/L			03/20/18 12:55	1
1,2-Dibromo-3-Chloropropane	ND		1.0	0.39	ug/L			03/20/18 12:55	1
1,2-Dibromoethane	ND		1.0	0.73	ug/L			03/20/18 12:55	1
1,2-Dichlorobenzene	ND		1.0	0.79	ug/L			03/20/18 12:55	1
1,2-Dichloroethane	ND		1.0	0.21	ug/L			03/20/18 12:55	1
1,2-Dichloropropane	ND		1.0	0.72	ug/L			03/20/18 12:55	1
1,3-Dichlorobenzene	ND		1.0	0.78	ug/L			03/20/18 12:55	1
1,4-Dichlorobenzene	ND		1.0	0.84	ug/L			03/20/18 12:55	1
2-Butanone (MEK)	ND		10	1.3	ug/L			03/20/18 12:55	1
2-Hexanone	ND		5.0	1.2	ug/L			03/20/18 12:55	1
4-Methyl-2-pentanone (MIBK)	ND		5.0	2.1	ug/L			03/20/18 12:55	1
Acetone	ND		10	3.0	ug/L			03/20/18 12:55	1
Benzene	ND		1.0	0.41	ug/L			03/20/18 12:55	1
Bromodichloromethane	ND		1.0	0.39	ug/L			03/20/18 12:55	1
Bromoform	ND		1.0	0.26	ug/L			03/20/18 12:55	1

Client Sample ID: RB-1-31418

Date Collected: 03/14/18 14:00
Date Received: 03/14/18 16:30

Lab Sample ID: 480-132625-13

Matrix: Water

Method: 8260C - Volatile Organic Compounds by GC/MS (Continued)

Analyte	Result	Qualifier	RL	MDL	Unit	D	Prepared	Analyzed	Dil Fac
Bromomethane	ND		1.0	0.69	ug/L			03/20/18 12:55	1
Carbon disulfide	ND		1.0	0.19	ug/L			03/20/18 12:55	1
Carbon tetrachloride	ND		1.0	0.27	ug/L			03/20/18 12:55	1
Chlorobenzene	ND		1.0	0.75	ug/L			03/20/18 12:55	1
Chloroethane	ND		1.0	0.32	ug/L			03/20/18 12:55	1
Chloroform	ND		1.0	0.34	ug/L			03/20/18 12:55	1
Chloromethane	ND		1.0	0.35	ug/L			03/20/18 12:55	1
cis-1,2-Dichloroethene	ND		1.0	0.81	ug/L			03/20/18 12:55	1
cis-1,3-Dichloropropene	ND		1.0	0.36	ug/L			03/20/18 12:55	1
Cyclohexane	ND		1.0	0.18	ug/L			03/20/18 12:55	1
Dibromochloromethane	ND		1.0	0.32	ug/L			03/20/18 12:55	1
Dichlorodifluoromethane	ND		1.0	0.68	ug/L			03/20/18 12:55	1
Ethylbenzene	ND		1.0	0.74	ug/L			03/20/18 12:55	1
Isopropylbenzene	ND		1.0	0.79	ug/L			03/20/18 12:55	1
Methyl acetate	ND		2.5	1.3	ug/L			03/20/18 12:55	1
Methyl tert-butyl ether	ND		1.0	0.16	ug/L			03/20/18 12:55	1
Methylcyclohexane	ND		1.0	0.16	ug/L			03/20/18 12:55	1
Methylene Chloride	ND		1.0	0.44	ug/L			03/20/18 12:55	1
Styrene	ND		1.0	0.73	ug/L			03/20/18 12:55	1
Tetrachloroethene	ND		1.0	0.36	ug/L			03/20/18 12:55	1
Toluene	ND		1.0	0.51	ug/L			03/20/18 12:55	1
trans-1,2-Dichloroethene	ND		1.0	0.90	ug/L			03/20/18 12:55	1
trans-1,3-Dichloropropene	ND		1.0	0.37	ug/L			03/20/18 12:55	1
Trichloroethene	ND		1.0	0.46	ug/L			03/20/18 12:55	1
Trichlorofluoromethane	ND		1.0	0.88	ug/L			03/20/18 12:55	1
Vinyl chloride	ND		1.0	0.90	ug/L			03/20/18 12:55	1
Xylenes, Total	ND		2.0	0.66	ug/L			03/20/18 12:55	1

Surrogate	*%Recovery*	*Qualifier*	*Limits*	*Prepared*	*Analyzed*	*Dil Fac*
1,2-Dichloroethane-d4 (Surr)	*103*		*77 - 120*		*03/20/18 12:55*	*1*
4-Bromofluorobenzene (Surr)	*101*		*73 - 120*		*03/20/18 12:55*	*1*
Dibromofluoromethane (Surr)	*105*		*75 - 123*		*03/20/18 12:55*	*1*
Toluene-d8 (Surr)	*100*		*80 - 120*		*03/20/18 12:55*	*1*

Method: 8082A - Polychlorinated Biphenyls (PCBs) by Gas Chromatography

Analyte	Result	Qualifier	RL	MDL	Unit	D	Prepared	Analyzed	Dil Fac
PCB-1016	ND		0.50	0.18	ug/L		03/20/18 14:55	03/21/18 16:59	1
PCB-1221	ND		0.50	0.18	ug/L		03/20/18 14:55	03/21/18 16:59	1
PCB-1232	ND		0.50	0.18	ug/L		03/20/18 14:55	03/21/18 16:59	1
PCB-1242	ND		0.50	0.18	ug/L		03/20/18 14:55	03/21/18 16:59	1
PCB-1248	ND		0.50	0.18	ug/L		03/20/18 14:55	03/21/18 16:59	1
PCB-1254	ND		0.50	0.25	ug/L		03/20/18 14:55	03/21/18 16:59	1
PCB-1260	ND		0.50	0.25	ug/L		03/20/18 14:55	03/21/18 16:59	1

Surrogate	*%Recovery*	*Qualifier*	*Limits*	*Prepared*	*Analyzed*	*Dil Fac*
Tetrachloro-m-xylene	*111*		*39 - 121*	*03/20/18 14:55*	*03/21/18 16:59*	*1*
Tetrachloro-m-xylene	*113*		*39 - 121*	*03/20/18 14:55*	*03/21/18 16:59*	*1*
DCB Decachlorobiphenyl	*65*		*19 - 120*	*03/20/18 14:55*	*03/21/18 16:59*	*1*
DCB Decachlorobiphenyl	*73*		*19 - 120*	*03/20/18 14:55*	*03/21/18 16:59*	*1*

Client Sample ID: TB-1-31418

Date Collected: 03/14/18 00:00
Date Received: 03/14/18 16:30

Lab Sample ID: 480-132625-14

Matrix: Water

Method: 8260C - Volatile Organic Compounds by GC/MS

Analyte	Result	Qualifier	RL	MDL	Unit	D	Prepared	Analyzed	Dil Fac
1,1,1-Trichloroethane	ND		1.0	0.82	ug/L			03/20/18 13:18	1
1,1,2,2-Tetrachloroethane	ND		1.0	0.21	ug/L			03/20/18 13:18	1
1,1,2-Trichloro-1,2,2-trifluoroethane	ND		1.0	0.31	ug/L			03/20/18 13:18	1
1,1,2-Trichloroethane	ND		1.0	0.23	ug/L			03/20/18 13:18	1
1,1-Dichloroethane	ND		1.0	0.38	ug/L			03/20/18 13:18	1
1,1-Dichloroethene	ND		1.0	0.29	ug/L			03/20/18 13:18	1
1,2,4-Trichlorobenzene	ND		1.0	0.41	ug/L			03/20/18 13:18	1
1,2-Dibromo-3-Chloropropane	ND		1.0	0.39	ug/L			03/20/18 13:18	1
1,2-Dibromoethane	ND		1.0	0.73	ug/L			03/20/18 13:18	1
1,2-Dichlorobenzene	ND		1.0	0.79	ug/L			03/20/18 13:18	1
1,2-Dichloroethane	ND		1.0	0.21	ug/L			03/20/18 13:18	1
1,2-Dichloropropane	ND		1.0	0.72	ug/L			03/20/18 13:18	1
1,3-Dichlorobenzene	ND		1.0	0.78	ug/L			03/20/18 13:18	1
1,4-Dichlorobenzene	ND		1.0	0.84	ug/L			03/20/18 13:18	1
2-Butanone (MEK)	ND		10	1.3	ug/L			03/20/18 13:18	1
2-Hexanone	ND		5.0	1.2	ug/L			03/20/18 13:18	1
4-Methyl-2-pentanone (MIBK)	ND		5.0	2.1	ug/L			03/20/18 13:18	1
Acetone	ND		10	3.0	ug/L			03/20/18 13:18	1
Benzene	ND		1.0	0.41	ug/L			03/20/18 13:18	1
Bromodichloromethane	ND		1.0	0.39	ug/L			03/20/18 13:18	1
Bromoform	ND		1.0	0.26	ug/L			03/20/18 13:18	1
Bromomethane	ND		1.0	0.69	ug/L			03/20/18 13:18	1
Carbon disulfide	ND		1.0	0.19	ug/L			03/20/18 13:18	1
Carbon tetrachloride	ND		1.0	0.27	ug/L			03/20/18 13:18	1
Chlorobenzene	ND		1.0	0.75	ug/L			03/20/18 13:18	1
Chloroethane	ND		1.0	0.32	ug/L			03/20/18 13:18	1
Chloroform	ND		1.0	0.34	ug/L			03/20/18 13:18	1
Chloromethane	ND		1.0	0.35	ug/L			03/20/18 13:18	1
cis-1,2-Dichloroethene	ND		1.0	0.81	ug/L			03/20/18 13:18	1
cis-1,3-Dichloropropene	ND		1.0	0.36	ug/L			03/20/18 13:18	1
Cyclohexane	ND		1.0	0.18	ug/L			03/20/18 13:18	1
Dibromochloromethane	ND		1.0	0.32	ug/L			03/20/18 13:18	1
Dichlorodifluoromethane	ND		1.0	0.68	ug/L			03/20/18 13:18	1
Ethylbenzene	ND		1.0	0.74	ug/L			03/20/18 13:18	1
Isopropylbenzene	ND		1.0	0.79	ug/L			03/20/18 13:18	1
Methyl acetate	ND		2.5	1.3	ug/L			03/20/18 13:18	1
Methyl tert-butyl ether	ND		1.0	0.16	ug/L			03/20/18 13:18	1
Methylcyclohexane	ND		1.0	0.16	ug/L			03/20/18 13:18	1
Methylene Chloride	ND		1.0	0.44	ug/L			03/20/18 13:18	1
Styrene	ND		1.0	0.73	ug/L			03/20/18 13:18	1
Tetrachloroethene	ND		1.0	0.36	ug/L			03/20/18 13:18	1
Toluene	ND		1.0	0.51	ug/L			03/20/18 13:18	1
trans-1,2-Dichloroethene	ND		1.0	0.90	ug/L			03/20/18 13:18	1
trans-1,3-Dichloropropene	ND		1.0	0.37	ug/L			03/20/18 13:18	1
Trichloroethene	ND		1.0	0.46	ug/L			03/20/18 13:18	1
Trichlorofluoromethane	ND		1.0	0.88	ug/L			03/20/18 13:18	1
Vinyl chloride	ND		1.0	0.90	ug/L			03/20/18 13:18	1
Xylenes, Total	ND		2.0	0.66	ug/L			03/20/18 13:18	1

Client Sample ID: TB-1-31418

Date Collected: 03/14/18 00:00
Date Received: 03/14/18 16:30

Lab Sample ID: 480-132625-14
Matrix: Water

Surrogate	*%Recovery*	*Qualifier*	*Limits*	*Prepared*	*Analyzed*	*Dil Fac*
1,2-Dichloroethane-d4 (Surr)	*99*		*77 - 120*		*03/20/18 13:18*	*1*
4-Bromofluorobenzene (Surr)	*102*		*73 - 120*		*03/20/18 13:18*	*1*
Dibromofluoromethane (Surr)	*100*		*75 - 123*		*03/20/18 13:18*	*1*
Toluene-d8 (Surr)	*100*		*80 - 120*		*03/20/18 13:18*	*1*

Client Sample ID: SB-17 (2-4)

Date Collected: 03/14/18 13:30
Date Received: 03/14/18 16:30

Lab Sample ID: 480-132625-15
Matrix: Solid
Percent Solids: 82.6

Method: 8082A - Polychlorinated Biphenyls (PCBs) by Gas Chromatography

Analyte	Result	Qualifier	RL	MDL	Unit	D	Prepared	Analyzed	Dil Fac
PCB-1016	ND		0.24	0.047	mg/Kg	☼	03/15/18 14:07	03/16/18 15:55	1
PCB-1221	ND		0.24	0.047	mg/Kg	☼	03/15/18 14:07	03/16/18 15:55	1
PCB-1232	ND		0.24	0.047	mg/Kg	☼	03/15/18 14:07	03/16/18 15:55	1
PCB-1242	ND		0.24	0.047	mg/Kg	☼	03/15/18 14:07	03/16/18 15:55	1
PCB-1248	ND		0.24	0.047	mg/Kg	☼	03/15/18 14:07	03/16/18 15:55	1
PCB-1254	ND		0.24	0.11	mg/Kg	☼	03/15/18 14:07	03/16/18 15:55	1
PCB-1260	ND		0.24	0.11	mg/Kg	☼	03/15/18 14:07	03/16/18 15:55	1

Surrogate	*%Recovery*	*Qualifier*	*Limits*	*Prepared*	*Analyzed*	*Dil Fac*
Tetrachloro-m-xylene	*144*		*60 - 154*	*03/15/18 14:07*	*03/16/18 15:55*	*1*
Tetrachloro-m-xylene	*121*		*60 - 154*	*03/15/18 14:07*	*03/16/18 15:55*	*1*
DCB Decachlorobiphenyl	*215*	*X*	*65 - 174*	*03/15/18 14:07*	*03/16/18 15:55*	*1*
DCB Decachlorobiphenyl	*115*		*65 - 174*	*03/15/18 14:07*	*03/16/18 15:55*	*1*

Client Sample ID: SB-17 (6-8)

Date Collected: 03/14/18 14:20
Date Received: 03/14/18 16:30

Lab Sample ID: 480-132625-17
Matrix: Solid
Percent Solids: 87.1

Method: 8082A - Polychlorinated Biphenyls (PCBs) by Gas Chromatography

Analyte	Result	Qualifier	RL	MDL	Unit	D	Prepared	Analyzed	Dil Fac
PCB-1016	ND		0.27	0.053	mg/Kg	☼	03/15/18 14:07	03/16/18 16:11	1
PCB-1221	ND		0.27	0.053	mg/Kg	☼	03/15/18 14:07	03/16/18 16:11	1
PCB-1232	ND		0.27	0.053	mg/Kg	☼	03/15/18 14:07	03/16/18 16:11	1
PCB-1242	ND		0.27	0.053	mg/Kg	☼	03/15/18 14:07	03/16/18 16:11	1
PCB-1248	ND		0.27	0.053	mg/Kg	☼	03/15/18 14:07	03/16/18 16:11	1
PCB-1254	ND		0.27	0.13	mg/Kg	☼	03/15/18 14:07	03/16/18 16:11	1
PCB-1260	ND		0.27	0.13	mg/Kg	☼	03/15/18 14:07	03/16/18 16:11	1

Surrogate	*%Recovery*	*Qualifier*	*Limits*	*Prepared*	*Analyzed*	*Dil Fac*
Tetrachloro-m-xylene	*191*	*X*	*60 - 154*	*03/15/18 14:07*	*03/16/18 16:11*	*1*
Tetrachloro-m-xylene	*158*	*X*	*60 - 154*	*03/15/18 14:07*	*03/16/18 16:11*	*1*
DCB Decachlorobiphenyl	*301*	*X*	*65 - 174*	*03/15/18 14:07*	*03/16/18 16:11*	*1*
DCB Decachlorobiphenyl	*149*		*65 - 174*	*03/15/18 14:07*	*03/16/18 16:11*	*1*

Client Sample ID: SB-25 (1-2)
Date Collected: 03/14/18 08:00
Date Received: 03/14/18 16:30

Lab Sample ID: 480-132625-1
Matrix: Solid
Percent Solids: 82.2

Method: 8260C - Volatile Organic Compounds by GC/MS

Analyte	Result	Qualifier	RL	MDL	Unit	D	Prepared	Analyzed	Dil Fac
1,1,1-Trichloroethane	ND	H UJ	3.9	0.29	ug/Kg	☼	03/15/18 09:00	04/02/18 22:33	1
1,1,2,2-Tetrachloroethane	ND	H	3.9	0.64	ug/Kg	☼	03/15/18 09:00	04/02/18 22:33	1
1,1,2-Trichloro-1,2,2-trifluoroethane	ND	H	3.9	0.90	ug/Kg	☼	03/15/18 09:00	04/02/18 22:33	1
1,1,2-Trichloroethane	ND	H	3.9	0.51	ug/Kg	☼	03/15/18 09:00	04/02/18 22:33	1
1,1-Dichloroethane	ND	H	3.9	0.48	ug/Kg	☼	03/15/18 09:00	04/02/18 22:33	1
1,1-Dichloroethene	ND	H	3.9	0.48	ug/Kg	☼	03/15/18 09:00	04/02/18 22:33	1
1,2,4-Trichlorobenzene	ND	H	3.9	0.24	ug/Kg	☼	03/15/18 09:00	04/02/18 22:33	1
1,2-Dibromo-3-Chloropropane	ND	H	3.9	2.0	ug/Kg	☼	03/15/18 09:00	04/02/18 22:33	1
1,2-Dibromoethane	ND	H	3.9	0.50	ug/Kg	☼	03/15/18 09:00	04/02/18 22:33	1
1,2-Dichlorobenzene	ND	H	3.9	0.31	ug/Kg	☼	03/15/18 09:00	04/02/18 22:33	1
1,2-Dichloroethane	ND	H	3.9	0.20	ug/Kg	☼	03/15/18 09:00	04/02/18 22:33	1
1,2-Dichloropropane	ND	H	3.9	2.0	ug/Kg	☼	03/15/18 09:00	04/02/18 22:33	1
1,3-Dichlorobenzene	ND	H	3.9	0.20	ug/Kg	☼	03/15/18 09:00	04/02/18 22:33	1
1,4-Dichlorobenzene	ND	H	3.9	0.55	ug/Kg	☼	03/15/18 09:00	04/02/18 22:33	1
2-Butanone (MEK)	ND	H	20	1.4	ug/Kg	☼	03/15/18 09:00	04/02/18 22:33	1
2-Hexanone	ND	H	20	2.0	ug/Kg	☼	03/15/18 09:00	04/02/18 22:33	1
4-Methyl-2-pentanone (MIBK)	ND	H	20	1.3	ug/Kg	☼	03/15/18 09:00	04/02/18 22:33	1
Acetone	**15**	**J H**	20	3.3	ug/Kg	☼	03/15/18 09:00	04/02/18 22:33	1
Benzene	ND	H UJ	3.9	0.19	ug/Kg	☼	03/15/18 09:00	04/02/18 22:33	1
Bromodichloromethane	ND	H	3.9	0.53	ug/Kg	☼	03/15/18 09:00	04/02/18 22:33	1
Bromoform	ND	H	3.9	2.0	ug/Kg	☼	03/15/18 09:00	04/02/18 22:33	1
Bromomethane	ND	H	3.9	0.35	ug/Kg	☼	03/15/18 09:00	04/02/18 22:33	1
Carbon disulfide	ND	H	3.9	2.0	ug/Kg	☼	03/15/18 09:00	04/02/18 22:33	1
Carbon tetrachloride	ND	H	3.9	0.38	ug/Kg	☼	03/15/18 09:00	04/02/18 22:33	1
Chlorobenzene	ND	H	3.9	0.52	ug/Kg	☼	03/15/18 09:00	04/02/18 22:33	1
Chloroethane	ND	H	3.9	0.89	ug/Kg	☼	03/15/18 09:00	04/02/18 22:33	1
Chloroform	ND	H	3.9	0.24	ug/Kg	☼	03/15/18 09:00	04/02/18 22:33	1
Chloromethane	ND	H	3.9	0.24	ug/Kg	☼	03/15/18 09:00	04/02/18 22:33	1
cis-1,2-Dichloroethene	ND	H	3.9	0.50	ug/Kg	☼	03/15/18 09:00	04/02/18 22:33	1
cis-1,3-Dichloropropene	ND	H	3.9	0.57	ug/Kg	☼	03/15/18 09:00	04/02/18 22:33	1
Cyclohexane	ND	H	3.9	0.55	ug/Kg	☼	03/15/18 09:00	04/02/18 22:33	1
Dibromochloromethane	ND	H	3.9	0.50	ug/Kg	☼	03/15/18 09:00	04/02/18 22:33	1
Dichlorodifluoromethane	ND	H	3.9	0.32	ug/Kg	☼	03/15/18 09:00	04/02/18 22:33	1
Ethylbenzene	ND	H	3.9	0.27	ug/Kg	☼	03/15/18 09:00	04/02/18 22:33	1
Isopropylbenzene	ND	H	3.9	0.59	ug/Kg	☼	03/15/18 09:00	04/02/18 22:33	1
Methyl acetate	ND	H	20	2.4	ug/Kg	☼	03/15/18 09:00	04/02/18 22:33	1
Methyl tert-butyl ether	ND	H	3.9	0.39	ug/Kg	☼	03/15/18 09:00	04/02/18 22:33	1
Methylcyclohexane	ND	H	3.9	0.60	ug/Kg	☼	03/15/18 09:00	04/02/18 22:33	1
Methylene Chloride	ND	H	3.9	1.8	ug/Kg	☼	03/15/18 09:00	04/02/18 22:33	1
Styrene	ND	H	3.9	0.20	ug/Kg	☼	03/15/18 09:00	04/02/18 22:33	1
Tetrachloroethene	ND	H	3.9	0.53	ug/Kg	☼	03/15/18 09:00	04/02/18 22:33	1
Toluene	ND	H	3.9	0.30	ug/Kg	☼	03/15/18 09:00	04/02/18 22:33	1
trans-1,2-Dichloroethene	ND	H	3.9	0.41	ug/Kg	☼	03/15/18 09:00	04/02/18 22:33	1
trans-1,3-Dichloropropene	ND	H	3.9	1.7	ug/Kg	☼	03/15/18 09:00	04/02/18 22:33	1
Trichloroethene	ND	H	3.9	0.86	ug/Kg	☼	03/15/18 09:00	04/02/18 22:33	1
Trichlorofluoromethane	ND	H	3.9	0.37	ug/Kg	☼	03/15/18 09:00	04/02/18 22:33	1
Vinyl chloride	ND	H	3.9	0.48	ug/Kg	☼	03/15/18 09:00	04/02/18 22:33	1
Xylenes, Total	ND	H	7.9	0.66	ug/Kg	☼	03/15/18 09:00	04/02/18 22:33	1

Client Sample ID: SB-25 (1-2)

Date Collected: 03/14/18 08:00
Date Received: 03/14/18 16:30

Lab Sample ID: 480-132625-1
Matrix: Solid
Percent Solids: 82.2

Surrogate	*%Recovery*	*Qualifier*	*Limits*	*Prepared*	*Analyzed*	*Dil Fac*
1,2-Dichloroethane-d4 (Surr)	*107*		*64 - 126*	*03/15/18 09:00*	*04/02/18 22:33*	*1*
4-Bromofluorobenzene (Surr)	*101*		*72 - 126*	*03/15/18 09:00*	*04/02/18 22:33*	*1*
Dibromofluoromethane (Surr)	*104*		*60 - 140*	*03/15/18 09:00*	*04/02/18 22:33*	*1*
Toluene-d8 (Surr)	*103*		*71 - 125*	*03/15/18 09:00*	*04/02/18 22:33*	*1*

Client Sample ID: SB-25 (2-4)

Date Collected: 03/14/18 08:30
Date Received: 03/14/18 16:30

Lab Sample ID: 480-132625-2
Matrix: Solid
Percent Solids: 83.9

Method: 8260C - Volatile Organic Compounds by GC/MS

Analyte	Result	Qualifier	RL	MDL	Unit	D	Prepared	Analyzed	Dil Fac
1,1,1-Trichloroethane	ND	H UJ	4.4	0.32	ug/Kg	☼	03/15/18 09:00	04/02/18 22:58	1
1,1,2,2-Tetrachloroethane	ND	H	4.4	0.71	ug/Kg	☼	03/15/18 09:00	04/02/18 22:58	1
1,1,2-Trichloro-1,2,2-trifluoroethane	ND	H	4.4	1.0	ug/Kg	☼	03/15/18 09:00	04/02/18 22:58	1
1,1,2-Trichloroethane	ND	H	4.4	0.57	ug/Kg	☼	03/15/18 09:00	04/02/18 22:58	1
1,1-Dichloroethane	ND	H	4.4	0.54	ug/Kg	☼	03/15/18 09:00	04/02/18 22:58	1
1,1-Dichloroethene	ND	H	4.4	0.54	ug/Kg	☼	03/15/18 09:00	04/02/18 22:58	1
1,2,4-Trichlorobenzene	ND	H	4.4	0.27	ug/Kg	☼	03/15/18 09:00	04/02/18 22:58	1
1,2-Dibromo-3-Chloropropane	ND	H	4.4	2.2	ug/Kg	☼	03/15/18 09:00	04/02/18 22:58	1
1,2-Dibromoethane	ND	H	4.4	0.57	ug/Kg	☼	03/15/18 09:00	04/02/18 22:58	1
1,2-Dichlorobenzene	ND	H	4.4	0.34	ug/Kg	☼	03/15/18 09:00	04/02/18 22:58	1
1,2-Dichloroethane	ND	H	4.4	0.22	ug/Kg	☼	03/15/18 09:00	04/02/18 22:58	1
1,2-Dichloropropane	ND	H	4.4	2.2	ug/Kg	☼	03/15/18 09:00	04/02/18 22:58	1
1,3-Dichlorobenzene	ND	H	4.4	0.23	ug/Kg	☼	03/15/18 09:00	04/02/18 22:58	1
1,4-Dichlorobenzene	ND	H	4.4	0.62	ug/Kg	☼	03/15/18 09:00	04/02/18 22:58	1
2-Butanone (MEK)	ND	H	22	1.6	ug/Kg	☼	03/15/18 09:00	04/02/18 22:58	1
2-Hexanone	ND	H	22	2.2	ug/Kg	☼	03/15/18 09:00	04/02/18 22:58	1
4-Methyl-2-pentanone (MIBK)	ND	H	22	1.4	ug/Kg	☼	03/15/18 09:00	04/02/18 22:58	1
Acetone	**11**	**J H**	22	3.7	ug/Kg	☼	03/15/18 09:00	04/02/18 22:58	1
Benzene	ND	H UJ	4.4	0.22	ug/Kg	☼	03/15/18 09:00	04/02/18 22:58	1
Bromodichloromethane	ND	H	4.4	0.59	ug/Kg	☼	03/15/18 09:00	04/02/18 22:58	1
Bromoform	ND	H	4.4	2.2	ug/Kg	☼	03/15/18 09:00	04/02/18 22:58	1
Bromomethane	ND	H	4.4	0.40	ug/Kg	☼	03/15/18 09:00	04/02/18 22:58	1
Carbon disulfide	ND	H	4.4	2.2	ug/Kg	☼	03/15/18 09:00	04/02/18 22:58	1
Carbon tetrachloride	ND	H	4.4	0.43	ug/Kg	☼	03/15/18 09:00	04/02/18 22:58	1
Chlorobenzene	ND	H	4.4	0.58	ug/Kg	☼	03/15/18 09:00	04/02/18 22:58	1
Chloroethane	ND	H	4.4	1.0	ug/Kg	☼	03/15/18 09:00	04/02/18 22:58	1
Chloroform	ND	H	4.4	0.27	ug/Kg	☼	03/15/18 09:00	04/02/18 22:58	1
Chloromethane	ND	H	4.4	0.27	ug/Kg	☼	03/15/18 09:00	04/02/18 22:58	1
cis-1,2-Dichloroethene	ND	H	4.4	0.56	ug/Kg	☼	03/15/18 09:00	04/02/18 22:58	1
cis-1,3-Dichloropropene	ND	H	4.4	0.63	ug/Kg	☼	03/15/18 09:00	04/02/18 22:58	1
Cyclohexane	ND	H	4.4	0.62	ug/Kg	☼	03/15/18 09:00	04/02/18 22:58	1
Dibromochloromethane	ND	H	4.4	0.56	ug/Kg	☼	03/15/18 09:00	04/02/18 22:58	1
Dichlorodifluoromethane	ND	H	4.4	0.36	ug/Kg	☼	03/15/18 09:00	04/02/18 22:58	1
Ethylbenzene	ND	H	4.4	0.30	ug/Kg	☼	03/15/18 09:00	04/02/18 22:58	1
Isopropylbenzene	ND	H	4.4	0.66	ug/Kg	☼	03/15/18 09:00	04/02/18 22:58	1
Methyl acetate	ND	H	22	2.7	ug/Kg	☼	03/15/18 09:00	04/02/18 22:58	1
Methyl tert-butyl ether	ND	H	4.4	0.43	ug/Kg	☼	03/15/18 09:00	04/02/18 22:58	1
Methylcyclohexane	ND	H	4.4	0.67	ug/Kg	☼	03/15/18 09:00	04/02/18 22:58	1
Methylene Chloride	ND	H	4.4	2.0	ug/Kg	☼	03/15/18 09:00	04/02/18 22:58	1

Client Sample ID: SB-25 (2-4)

Date Collected: 03/14/18 08:30
Date Received: 03/14/18 16:30

Lab Sample ID: 480-132625-2

Matrix: Solid
Percent Solids: 83.9

Method: 8260C - Volatile Organic Compounds by GC/MS (Continued)

Analyte	Result	Qualifier	RL	MDL	Unit	D	Prepared	Analyzed	Dil Fac
Styrene	ND	H UJ	4.4	0.22	ug/Kg	☼	03/15/18 09:00	04/02/18 22:58	1
Tetrachloroethene	ND	H	4.4	0.59	ug/Kg	☼	03/15/18 09:00	04/02/18 22:58	1
Toluene	ND	H	4.4	0.33	ug/Kg	☼	03/15/18 09:00	04/02/18 22:58	1
trans-1,2-Dichloroethene	**0.49**	**J H**	4.4	0.45	ug/Kg	☼	03/15/18 09:00	04/02/18 22:58	1
trans-1,3-Dichloropropene	ND	H UJ	4.4	1.9	ug/Kg	☼	03/15/18 09:00	04/02/18 22:58	1
Trichloroethene	ND	H	4.4	0.97	ug/Kg	☼	03/15/18 09:00	04/02/18 22:58	1
Trichlorofluoromethane	ND	H	4.4	0.42	ug/Kg	☼	03/15/18 09:00	04/02/18 22:58	1
Vinyl chloride	ND	H	4.4	0.54	ug/Kg	☼	03/15/18 09:00	04/02/18 22:58	1
Xylenes, Total	ND	H	8.8	0.74	ug/Kg	☼	03/15/18 09:00	04/02/18 22:58	1

Surrogate	*%Recovery*	*Qualifier*	*Limits*	*Prepared*	*Analyzed*	*Dil Fac*
1,2-Dichloroethane-d4 (Surr)	*106*		*64 - 126*	*03/15/18 09:00*	*04/02/18 22:58*	*1*
4-Bromofluorobenzene (Surr)	*101*		*72 - 126*	*03/15/18 09:00*	*04/02/18 22:58*	*1*
Dibromofluoromethane (Surr)	*102*		*60 - 140*	*03/15/18 09:00*	*04/02/18 22:58*	*1*
Toluene-d8 (Surr)	*102*		*71 - 125*	*03/15/18 09:00*	*04/02/18 22:58*	*1*

ARCADIS Design & Consultancy for natural and built assets

General Electric Company

Buffalo Service Shop

Tonawanda, New York

NYSDEC ID 915244; EPA ID NYD067539940

DATA USABILITY SUMMARY REPORT

Volatile Organic Compound (VOC) and Polychlorinated Biphenyl (PCB) Analyses

SDG #480-132691-1, and -2

Analyses Performed By:
TestAmerica Laboratories, Inc.
Amherst, New York

Report #29576R
Review Level: Tier III
Project: AP013103.1000.1000B

SUMMARY

This Data Usability Summary Report (DUSR) summarizes the review of Sample Delivery Groups (SDGs) #480-132691-1, and -2 for samples collected in association with The General Electric Company (GE) Buffalo Service Shop in Tonawanda, NY (NYSDEC ID 915244; EPA ID NYD067539940). The review was conducted as a Tier III evaluation and included review of laboratory analytical data package completeness. Field documentation was not included in this review. Included with this assessment are the post-validation annotated sample result sheets, and chain of custody (COC). Analyses were performed for volatile organic compounds (VOCs) and polychlorinated biphenyls (PCBs) on the following samples:

SDG	Sample ID	Lab ID	Matrix	Sample Collection Date	Parent Sample	Analysis	
						VOC	PCB
480-132691-1	SB-12 (4-6)	480-132691-4	Soil	3/15/2018		X	
	SB-13 (0-1)	480-132691-8	Soil	3/15/2018		X	
	SB-13 (1-2)	480-132691-9	Soil	3/15/2018		X	
	SB-13 (4-6)	480-132691-11	Soil	3/15/2018		X	
	SB-13 (8-10)	480-132691-13	Soil	3/15/2018		X	
	DUP-6-31518	480-132691-17	Soil	3/15/2018	SB-13 (1-2)	X	
480-132691-2	SB-12 (0-1)	480-132691-1	Soil	3/15/2018			X
	SB-12 (1-2)	480-132691-2	Soil	3/15/2018			X
	SB-12 (2-4)	480-132691-3	Soil	3/15/2018			X
	SB-12 (4-6)	480-132691-4	Soil	3/15/2018			X
	SB-12 (6-8)	480-132691-5	Soil	3/15/2018			X
	SB-12 (8-10)	480-132691-6	Soil	3/15/2018			X
	SB-12 (10-12)	480-132691-7	Soil	3/15/2018			X
	SB-13 (0-1)	480-132691-8	Soil	3/15/2018			X
	SB-13 (1-2)	480-132691-9	Soil	3/15/2018			X
	SB-13 (2-4)	480-132691-10	Soil	3/15/2018			X
	SB-13 (4-6)	480-132691-11	Soil	3/15/2018			X
	SB-13 (6-8)	480-132691-12	Soil	3/15/2018			X
	SB-13 (8-10)	480-132691-13	Soil	3/15/2018			X
	SB-13 (10-12)	480-132691-14	Soil	3/15/2018			X
	SB-13 (12-14)	480-132691-15	Soil	3/15/2018			X
	SB-13 (14-16)	480-132691-16	Soil	3/15/2018			X
	DUP-6-31518	480-132691-17	Soil	3/15/2018	SB-13 (1-2)		X

SDG	Sample ID	Lab ID	Matrix	Sample Collection Date	Parent Sample	Analysis	
						VOC	PCB
	RB-1-31518	480-132691-18	Water	3/15/2018		X	X
	TB-1-31518	480-132691-19	Water	3/15/2018		X	

LABORATORY ANALYTICAL DATA PACKAGE DOCUMENTATION

The table below is the evaluation of the laboratory analytical data package completeness.

Items Reviewed	Reported		Performance Acceptable		Not Required
	No	Yes	No	Yes	
1. Sample receipt condition		X		X	
2. Requested analyses and sample results		X		X	
3. Master tracking list		X		X	
4. Methods of analysis		X		X	
5. Reporting limits		X		X	
6. Sample collection date		X		X	
7. Laboratory sample received date		X		X	
8. Sample preservation verification (as applicable)		X		X	
9. Sample preparation/extraction/analysis dates		X		X	
10. Fully executed COC form		X		X	
11. Narrative summary of quality assurance (QA) or sample problems provided		X		X	
12. Data Package Completeness and Compliance		X		X	

ORGANIC ANALYSIS INTRODUCTION

VOC and PCB analyses were performed according to United States Environmental Protection Agency (USEPA) SW-846 Methods 8260C and 8082A, respectively. Data were reviewed in accordance with the USEPA Region II validation guidelines *Validating Volatile Organic Compounds by Gas Chromatography/Mass Spectrometry SW-846 Method 8260B* (SOP #HW-24, October 2006) and *Validating PCB Compounds by Gas Chromatography SW-846 Method 8082A* (SOP #HW-45, October 2006); the USEPA *National Functional Guidelines for Organic Superfund Methods Data Review* (January 2017); USEPA *Contract Laboratory Program National Functional Guidelines for Organic Data Review* (October 1999); and the *RCRA Facility Investigation Work Plan for Sub-Slab Soils, Buffalo Service Shop* (November 2017).

The data review process is an evaluation of data on a technical basis rather than a determination of contract compliance. As such, the standards against which the data are being weighed may differ from those specified in the analytical method. It is assumed that the data package represents the best efforts of the laboratory and had already been subjected to adequate and sufficient quality review prior to submission.

During the review process, laboratory qualified and unqualified data are verified against the supporting documentation. Based on this evaluation, qualifier codes may be added, deleted, or modified by the data reviewer. Results are qualified with the following codes in accordance with USEPA National Functional Guidelines:

- Concentration (C) Qualifiers
  - U The compound was analyzed for but not detected. The associated value is the compound quantitation limit.
  - B The compound has been found in the sample as well as its associated blank, its presence in the sample may be suspect.
- Quantitation (Q) Qualifiers
  - E The compound was quantitated above the calibration range.
  - D Concentration is based on a diluted sample analysis.
- Validation Qualifiers
  - J The compound was positively identified; however, the associated numerical value is an estimated concentration only.
  - UJ The compound was not detected above the reported sample quantitation limit. However, the reported limit is approximate and may or may not represent the actual limit of quantitation.
  - JN The analysis indicates the presence of a compound for which there is presumptive evidence to make a tentative identification. The associated numerical value is an estimated concentration only.
  - UB Compound considered non-detect at the listed value due to associated blank contamination.
  - N The analysis indicates the presence of a compound for which there is presumptive evidence to make a tentative identification.
  - R The sample results are rejected.

The "R" flag means that the associated value is unusable. In other words, due to significant quality control (QC) problems, the analysis is invalid and provides no information as to whether the compound is present or not. "R" values should not appear on data tables because they cannot be relied upon. It is also important to note that while strict QC serves to increase confidence in data, any value potentially contains error.

VOLATILE ORGANIC COMPOUND ANALYSES

1. Holding Times

The specified holding times for the following methods are presented in the following table.

Method	Matrix	Holding Time	Preservation
SW-846 8260C	Water	14 days from collection to analysis	Cool to <6°C; preserved to a pH of less than 2
	Soil	48 hours from collection to extraction and 14 days from extraction to analysis	Cool to <6 °C.

All samples were analyzed within the specified holding time criteria.

2. Blank Contamination

QA blanks (i.e., method and rinse blanks) are prepared to identify contamination which may have been introduced into the samples during sample preparation or field activity. Method blanks measure laboratory contamination. Rinse blanks measure contamination of samples during field operations.

A blank action level (BAL) of five times the concentration of a detected compound in an associated blank (common laboratory contaminant compounds methylene chloride, 2-butanone, and acetone are calculated at ten times) is calculated for QA blanks containing concentrations greater than the method detection limit (MDL). The BAL is compared to the associated sample results to determine if qualification of the sample results is appropriate.

All compounds associated with the QA blanks exhibited a concentration less than the MDL, with the exception of the compounds listed in the following table. Sample results less than the BAL associated with the following sample locations were qualified as listed in the following table.

Sample Locations	Analyte	Sample Result	Qualification
SB-13 (0-1) SB-13 (1-2) SB-13 (4-6)	Methylene chloride (MB)	Detected sample results <RL and <BAL	"UB" at the RL

Note:
RL Reporting limit
MB Method Blank

3. Mass Spectrometer Tuning

Mass spectrometer performance was acceptable and all analyses were performed within a 12-hour tune clock.

System performance and column resolution were acceptable.

4. Calibration

Satisfactory instrument calibration is established to ensure that the instrument is capable of producing acceptable quantitative data. An initial calibration demonstrates that the instrument is capable of

acceptable performance at the beginning of an experimental sequence. The continuing calibration verifies that the instrument daily performance is satisfactory.

4.1 Initial Calibration

The method specifies percent relative standard deviation (%RSD) and relative response factor (RRF) limits for select compounds only. A technical review of the data applies limits to all compounds with no exceptions.

All target compounds associated with the initial calibration standards must exhibit a %RSD less than the control limit (20%) or a correlation coefficient greater than 0.99 and an RRF value greater than control limit (0.05).

All compounds associated with the initial calibrations were within the specified control limits.

4.2 Continuing Calibration

All target compounds associated with the continuing calibration verification (CCV) standard must exhibit a percent difference (%D) less than the control limit (20%) and RRF value greater than control limit (0.05).

All compounds associated with the calibrations were within the specified control limits, with the exception of the compounds presented in the following table.

Sample Locations	Initial/Continuing	Compound	Criteria
SB-13 (0-1) SB-13 (1-2) SB-13 (4-6) DUP-6-31518	CCV %D	1,1,2-Trichloro-1,2,2-trifluoroethane	+28.6%
		Acetone	+26.7%
		Carbon tetrachloride	+21.4%
		Methylcyclohexane	+21.4%
RB-1-31518 TB-1-31518	CCV %D	Chloromethane	+20.5%

The criteria used to evaluate the initial and continuing calibration are presented in the following table. In the case of a calibration deviation, the sample results are qualified.

Initial/Continuing	Criteria	Sample Result	Qualification
Initial and Continuing Calibration	RRF <0.05	Non-detect	R
		Detect	J
	RRF <0.01[1]	Non-detect	R
		Detect	J
	RRF >0.05 or RRF >0.01[1]	Non-detect	No Action
		Detect	
Initial Calibration	%RSD > 15% or a correlation coefficient <0.99	Non-detect	UJ
		Detect	J
	%RSD >90%	Non-detect	R
		Detect	J

Initial/Continuing	Criteria	Sample Result	Qualification
Continuing Calibration	%D >20% (increase in sensitivity)	Non-detect	No Action
		Detect	J
	%D >20% (decrease in sensitivity)	Non-detect	UJ
		Detect	J

Note:

[1]RRF of 0.01 only applies to compounds which are typically poor responding compounds (i.e., ketones, 1,4-dioxane, etc.)

5. Surrogates/System Monitoring Compounds

All samples to be analyzed for organic compounds are spiked with surrogate compounds prior to sample preparation to evaluate overall laboratory performance and efficiency of the analytical technique. VOC analysis requires that all surrogates associated with the analysis exhibit recoveries within the laboratory-established acceptance limits.

All surrogate recoveries were within control limits.

6. Internal Standard Performance

Internal standard performance criteria ensure that the GC/MS sensitivity and response are stable during every sample analysis. The criterion requires the internal standard compounds associated with the VOC exhibit area counts that are not greater than two times (+100%) or less than one-half (-50%) of the area counts of the associated continuing calibration standard.

All internal standard responses were within control limits.

7. Matrix Spike/Matrix Spike Duplicate Analysis

Matrix Spike/Matrix Spike Duplicate (MS/MSD) data are used to assess the precision and accuracy of the analytical method. The compounds used to perform the MS/MSD analysis must exhibit a percent recovery within the laboratory-established acceptance limits. The relative percent difference (RPD) between the MS/MSD recoveries must be within the laboratory-established acceptance limits.

Note: The MS/MSD recovery control limits do not apply for MS/MSD performed on sample locations where the compound concentration detected in the parent sample exceeds the MS/MSD concentration by a factor of four or greater.

Sample locations associated with the MS/MSD exhibiting recoveries outside of the control limits are presented in the following table.

Sample Locations	Compound	MS Recovery	MSD Recovery
SB-12 (4-6)	1,1,2,2-Tetrachloroethane	<LL but >10%	AC
	2-Butanone (MEK)	<LL but >10%	AC

Note:

AC Acceptable

The criteria used to evaluate the MS/MSD recoveries are presented in the following table. In the case of an MS/MSD deviation, the sample results are qualified as documented in the table below.

Control Limit	Sample Result	Qualification
> the upper control limit (UL)	Non-detect	No Action
	Detect	J
< the lower control limit (LL) but > 10%	Non-detect	UJ
	Detect	J
< 10%	Non-detect	R
	Detect	J

8. Laboratory Control Sample Analysis

The Laboratory Control Sample (LCS) analysis is used to assess the accuracy of the analytical method independent of matrix interferences. The compounds associated with the LCS analysis must exhibit a percent recovery within the laboratory-established acceptance limits.

All compounds associated with the LCS analysis exhibited recoveries within the acceptance limits.

9. Field Duplicate Analysis

Field duplicate analysis is used to assess the overall precision of the field sampling procedures and analytical method. For soil matrices, a control limit of 50% is applied to the RPD between the parent sample and the field duplicate. In the instance when the parent and/or duplicate sample concentrations are less than or equal to 5 times the reporting limit (RL), a control limit of three times the RL is applied for soil matrices.

Results for duplicate samples are summarized in the following table.

Sample ID/ Duplicate ID	Compound	Sample Result	Duplicate Result	RPD
SB-13 (1-2)/ DUP-6-31518	cis-1,2-Dichloroethene	94 J	120 J	AC
	Total Xylenes	170 J	190 J	AC
	trans-1,2-Dichloroethene	36 J	45 J	AC

Note:

AC Acceptable

The calculated RPDs between the parent sample and field duplicate were acceptable.

10. Compound Identification

Compounds are identified on the gas chromatography/mass spectrometry (GC/MS) by using the analytes relative retention time and ion spectra.

All identified compounds met the specified criteria.

11. System Performance and Overall Assessment

Overall system performance was acceptable. Other than for those deviations specifically mentioned in this review, the overall data quality is within the guidelines specified in the method.

DATA VALIDATION CHECKLIST FOR VOCs

VOCs: SW-846 8260C	Reported		Performance Acceptable		Not Required
	No	Yes	No	Yes	
GAS CHROMATOGRAPHY/MASS SPECTROMETRY (GC/MS)					
Tier II Validation					
Holding times		X		X	
Reporting limits (units)		X		X	
Blanks					
A. Method blanks		X	X		
B. Equipment blanks		X		X	
C. Trip blanks		X		X	
Laboratory Control Sample (LCS) %R		X		X	
Laboratory Control Sample Duplicate (LCSD) %R	X				X
LCS/LCSD Precision (RPD)	X				X
Matrix Spike (MS) %R		X	X		
Matrix Spike Duplicate (MSD) %R		X		X	
MS/MSD Precision (RPD)		X		X	
Field/Lab Duplicate (RPD)		X		X	
Surrogate Spike Recoveries		X		X	
Dilution Factor		X		X	
Moisture Content		X		X	
Tier III Validation					
System performance and column resolution		X		X	
Initial calibration %RSDs		X		X	
Continuing calibration RRFs		X		X	
Continuing calibration %Ds		X	X		
Instrument tune and performance check		X		X	
Ion abundance criteria for each instrument used		X		X	
Internal standard		X		X	
Compound identification and quantitation					
A. Reconstructed ion chromatograms		X		X	
B. Quantitation Reports		X		X	

VOCs: SW-846 8260C	Reported		Performance Acceptable		Not Required
	No	Yes	No	Yes	
GAS CHROMATOGRAPHY/MASS SPECTROMETRY (GC/MS)					
C. RT of sample compounds within the established RT windows		X		X	
D. Transcription/calculation errors present		X		X	
E. Reporting limits adjusted to reflect sample dilutions		X		X	

Notes:

%RSD Percent Relative standard deviation
%R Percent recovery
%D Percent difference
RPD Relative percent difference
RT Retention time
RRF Relative response factor

POLYCHLORINATED BIPHENYL ANALYSES

1. Holding Times

The specified holding times for the following methods are presented in the following table.

Method	Matrix	Holding Time	Preservation
SW-846 8082A	Water	7 days from collection to extraction and 40 days from extraction to analysis	Cool to <6°C
	Soil	14 days from collection to extraction and 40 days from extraction to analysis	Cool to <6 °C

Note:
The holding times above are recommendations. PCBs are very stable in a variety of matrices, and holding times, under the conditions listed above, may be as long as a year per SW-846 8082A (February 2007).

All samples were analyzed within the specified holding time criteria.

2. Blank Contamination

QA blanks (i.e., method and rinse blanks) are prepared to identify contamination which may have been introduced into the samples during sample preparation or field activity. Method blanks measure laboratory contamination. Rinse blanks measure contamination of samples during field operations.

A BAL of five times the concentration of a detected Aroclor in an associated blank is calculated for QA blanks containing concentrations greater than the MDL. The BAL is compared to the associated sample results to determine if qualification of the sample results is appropriate.

Compounds were not detected above the MDL in the associated blanks; therefore, detected sample results were not associated with blank contamination and no qualification of the sample results was required.

3. Calibration

Satisfactory instrument calibration is established to ensure that the instrument is capable of producing acceptable quantitative data. An initial calibration demonstrates that the instrument is capable of acceptable performance at the beginning of an experimental sequence. The continuing calibration verifies that the instrument daily performance is satisfactory.

3.1 Initial Calibration

A maximum RSD of 20% is allowed or a correlation coefficient greater than 0.99. Multiple-point calibrations were performed for all Aroclors.

All Aroclors associated with the initial calibrations were within the specified control limits.

3.2 Continuing Calibration

All target compounds associated with the CCV standard must exhibit a %D less than the control limit (20%).

All Aroclors associated with continuing calibrations were within the specified control limits, with the exception of those presented in the following table.

Sample Locations	Initial/Continuing	Compound	Criteria
RB-1-31518	CCV %D	Aroclor 1221	+28.9%

The criteria used to evaluate the initial and continuing calibration are presented in the following table. In the case of a calibration deviation, the sample results are qualified.

Initial/Continuing	Criteria	Sample Result	Qualification
Initial Calibration	%RSD > 20%or a correlation coefficient <0.99	Non-detect	UJ
		Detect	J
CCV	%D >20% (increase in sensitivity)	Non-detect	No Action
		Detect	J
	%D >20% (decrease in sensitivity)	Non-detect	UJ
		Detect	J

4. Surrogates/System Monitoring Compounds

All samples to be analyzed for organic compounds are spiked with surrogate compounds prior to sample preparation to evaluate overall laboratory performance and efficiency of the analytical technique. PCB analysis requires that the two PCB surrogate compounds exhibit recoveries within the laboratory-established acceptance limits.

All surrogate recoveries were within control limits.

5. Matrix Spike/Matrix Spike Duplicate Analysis

MS/MSD data are used to assess the precision and accuracy of the analytical method. The Aroclors used to perform the MS/MSD analysis must exhibit a percent recovery within the laboratory-established acceptance limits. The relative percent difference between the MS/MSD recoveries must exhibit an RPD within the laboratory-established acceptance limits.

Note: The MS/MSD recovery control limits do not apply for MS/MSD performed on sample locations where the Aroclor concentration detected in the parent sample exceeds the MS/MSD concentration by a factor of four or greater.

The MS/MSD analysis exhibited recoveries within acceptance limits.

Sample location associated with MS/MSD recoveries exhibiting an RPD greater than of the control limit presented in the following table.

Sample Locations	Compound
SB-12 (4-6)	Aroclor 1016 Aroclor 1260

The criteria used to evaluate the RPD between the MS/MSD recoveries are presented in the following table. In the case of an RPD deviation, the sample results are qualified as documented in the table below.

Control Limit	Sample Result	Qualification
> UL	Non-detect	UJ
	Detect	J

6. Laboratory Control Sample/Laboratory Control Sample Duplicate Analysis

The LCS/Laboratory Control Sample Duplicate (LCSD) analysis is used to assess the accuracy of the analytical method independent of matrix interferences. The compounds associated with the LCS/LCSD analysis must exhibit a percent recovery within the laboratory-established acceptance limits.

The LCS/LCSD analysis exhibited recoveries and RPD within acceptance limits.

7. Field Duplicate Analysis

Field duplicate analysis is used to assess the overall precision of the field sampling procedures and analytical method. For soil matrices, a control limit of 50% is applied to the RPD between the parent sample and the field duplicate. In the instance when the parent and/or duplicate sample concentrations are less than or equal to 5 times the RL, a control limit of three times the RL is applied for soil matrices.

Results for duplicate samples are summarized in the following table.

Sample ID/ Duplicate ID	Compound	Sample Result	Duplicate Result	RPD
SB-13 (1-2)/ DUP-6-31518	Aroclor 1260	0.33	0.45	AC

Note:

AC Acceptable

The calculated RPDs between the parent sample and field duplicate were acceptable.

8. Compound Identification

The retention times of all quantitated peaks must fall within the calculated retention time windows for both the primary and confirmation columns. When dual column analysis is performed the relative percent difference of detected sample results must be less than 25%.

The dual column analysis exhibited an acceptable %RPD between columns.

9. System Performance and Overall Assessment

Overall system performance was acceptable. Other than for those deviations specifically mentioned in this review, the overall data quality is within the guidelines specified in the method.

DATA VALIDATION CHECKLIST FOR PCBs

PCBs: SW-846 8082A	Reported		Performance Acceptable		Not Required
	No	Yes	No	Yes	
GAS CHROMATOGRAPHY (GC/ECD)					
Tier II Validation					
Holding times		X		X	
Reporting limits (units)		X		X	
Blanks					
A. Method blanks		X		X	
B. Equipment blanks		X		X	
Laboratory Control Sample (LCS) %R		X		X	
Laboratory Control Sample Duplicate (LCSD) %R		X		X	
LCS/LCSD Precision (RPD)		X		X	
Matrix Spike (MS) %R		X		X	
Matrix Spike Duplicate (MSD) %R		X		X	
MS/MSD Precision (RPD)		X	X		
Field/Lab Duplicate (RPD)		X		X	
Surrogate Spike Recoveries		X		X	
Column (RPD) (If dual column is performed-not confirmation purposes only)		X		X	
Dilution Factor		X		X	
Moisture Content		X		X	
Tier III Validation					
Initial calibration %RSDs		X		X	
Continuing calibration %Ds		X	X		
System performance and column resolution		X		X	
Compound identification and quantitation					
A. Quantitation Reports		X		X	
B. RT of sample compounds within the established RT windows		X		X	
C. Pattern identification		X		X	
D. Transcription/calculation errors present		X		X	
E. Reporting limits adjusted to reflect sample dilutions		X		X	

Notes:

%RSD Percent Relative standard deviation
%R Percent recovery
%D Percent difference
RPD Relative percent difference
RT Retention time

SAMPLE COMPLIANCE REPORT

SAMPLE COMPLIANCE REPORT

Sample Delivery Group (SDG)	Sampling Date	Protocol	Sample ID	Matrix	Compliancy[1]		Noncompliance
					VOC	PCB	
480-132691-1	3/15/2018	SW846	SB-12 (4-6)	Soil	No	--	VOC – MS %R
	3/15/2018	SW846	SB-13 (0-1)	Soil	No	--	VOC – Blank contamination
	3/15/2018	SW846	SB-13 (1-2)	Soil	No	--	VOC – Blank contamination
	3/15/2018	SW846	SB-13 (4-6)	Soil	No	--	VOC – Blank contamination
	3/15/2018	SW846	SB-13 (8-10)	Soil	Yes	--	
	3/15/2018	SW846	DUP-6-31518	Soil	Yes	--	
480-132691-2	3/15/2018	SW846	SB-12 (0-1)	Soil	--	Yes	
	3/15/2018	SW846	SB-12 (1-2)	Soil	--	Yes	
	3/15/2018	SW846	SB-12 (2-4)	Soil	--	Yes	
	3/15/2018	SW846	SB-12 (4-6)	Soil	--	No	PCB – MS/MSD RPD
	3/15/2018	SW846	SB-12 (6-8)	Soil	--	Yes	
	3/15/2018	SW846	SB-12 (8-10)	Soil	--	Yes	
	3/15/2018	SW846	SB-12 (10-12)	Soil	--	Yes	
	3/15/2018	SW846	SB-13 (0-1)	Soil	--	Yes	
	3/15/2018	SW846	SB-13 (1-2)	Soil	--	Yes	
	3/15/2018	SW846	SB-13 (2-4)	Soil	--	Yes	
	3/15/2018	SW846	SB-13 (4-6)	Soil	--	Yes	
	3/15/2018	SW846	SB-13 (6-8)	Soil	--	Yes	
	3/15/2018	SW846	SB-13 (8-10)	Soil	--	Yes	
	3/15/2018	SW846	SB-13 (10-12)	Soil	--	Yes	

Sample Delivery Group (SDG)	Sampling Date	Protocol	Sample ID	Matrix	Compliancy[1]		Noncompliance
					VOC	PCB	
	3/15/2018	SW846	SB-13 (12-14)	Soil	--	Yes	
	3/15/2018	SW846	SB-13 (14-16)	Soil	--	Yes	
	3/15/2018	SW846	DUP-6-31518	Soil	--	Yes	
	3/15/2018	SW846	RB-1-31518	Water	Yes	Yes	
	3/15/2018	SW846	TB-1-31518	Water	Yes	--	

Note:

1 Samples which are compliant with no added validation qualifiers are listed as "yes". Samples which are non-compliant or which have added qualifiers are listed as "no". A "no" designation does not necessarily indicate that the data have been rejected or are otherwise unusable.

VALIDATION PERFORMED BY: Andrew Korycinski

SIGNATURE:

DATE: April 19, 2018

PEER REVIEW: Dennis Capria

DATE: April 24, 2018

CHAIN OF CUSTODY

CORRECTED SAMPLE ANALYSIS DATA SHEETS

ARCADIS Design & Consultancy for natural and built assets

ID#:

CHAIN OF CUSTODY LABORATORY ANALYSIS REQUEST FORM

Page 1 of 2

Lab Work Order # **48017567**

Send Results to:

Contact & Company Name:	Telephone:
David Cornell Arcadis	(315) 671-9379
Address:	**Fax:**
110 W. Fayette Street, Suite 300	
City State Zip	**E-mail Address:**
Syracuse, NY 13202	David.Cornell@arcadis.com
Project Name/Location (City, State):	**Project #:**
GE-Tonawanda, NY	APO131O3.1000
Sampler's Printed Name:	**Sampler's Signature:**
Joshua Miller	

Preservative	E	FGE	E	EFG	B		
Filtered (✓)							
# of Containers	1	4	1	4	3		
Container Information	7	1,9	7	1,9	1		

PARAMETER ANALYSIS & METHOD

Sample ID	Collection Date	Collection Time	Type Comp	Type Grab	Matrix	8082A PCBs	8260C VOCs 5 Day TAT*	8082 PCBs Archive*	8260C VOCs Archive*	8260C VOCs				REMARKS
SB-12 (0-1)	3/15/18	8:00	X		SO	X			X					
(1-2)		8:05				X			X					
(2-4)		8:15				X			X					
(4-6)		8:25				X	X							MS/MSD
(6-8)		8:45				X			X					
(8-10)		9.00				X			X					
(10-12)		9:15				X			X					
SB-13 (0-1)		9:30				X	X							
(1-2)		9:35				X	X							
(2-4)		9:45				X			X					
(4-6)		9:55				X	X							
(6-8)		10:30				X			X					
(8-10)		10:40				X	X							
(10-12)		10:50				X			X					

480-132691 COC

Keys

Preservation Key:
A. H2SO4
B. HCL
C. HNO3
D.NaOH
E. None
F. MeOH
G. DI
H.

Container Information Key:
1. 40 mL Vial
2. 1 L Amber
3. 250 mL Plastic
4. 500 mL Plastic
5. Encore
6. 2 oz. Glass
7. 4 oz. Glass
8. 8 oz. Glass
9. 125 mL Plastic
10. 4 oz. Amber

Matrix Key:
SO- Soil SE- Sediment NL- NAPL/Oil
W- Water SL- Sludge SW- Sample Wipe
T- Tissue A- Air

Special Instructions/Comments:

☐ **Special QA/QC Instructions (✓)**

Laboratory Information and Receipt		Relinquished By	Received By	Relinquished By	Laboratory Received By
Lab Name: Test America	Cooler Custody Seal (✓)	Printed Name: Joshua Miller	Printed Name:	Printed Name:	Printed Name:
☑ Cooler packed with ice (✓)	☐ Intact ☐ Not Intact	Signature:	Signature:	Signature:	Signature:
Specify Turnaround Requirements: Standard	Sample Receipt:	Firm: Arcadis	Firm:	Firm:	Firm:
Shipping Tracking #:	Condition/Cooler Temp: 2.9	Date/Time: 3/15/18 16:20	Date/Time: 3/15/18 16:20	Date/Time: 3/15/18 16:45	Date/Time:

#1

ARCADIS Design & Consultancy for natural and built assets

ID#:

CHAIN OF CUSTODY LABORATORY ANALYSIS REQUEST FORM

Lab Work Order # **48017567**

Send Results to:

Contact & Company Name:	Telephone:
David Cornell Arcadis	(315) 671-9379
Address:	**Fax:**
110 W. Fayette Street, Suite 300	
City State Zip	**E-mail Address:**
Syracuse, NY 13202	David.Cornell@arcadis.com
Project Name/Location (City, State):	**Project #:**
GE-Tonawanda, NY	APO131O3.1000
Sampler's Printed Name:	**Sampler's Signature:**
Joshua Miller	

Preservative	E	FGE	E	EFG	B	B	E
Filtered (✓)							
# of Containers	1	4	1	4	3	3	2
Container Information	7	1,9	7	1,9	1	1	250 Amber

PARAMETER ANALYSIS & METHOD

Sample ID	Collection Date	Collection Time	Type Comp	Type Grab	Matrix	8082A PCBs	8260C VOCs 5 Day TAT*	8082 PCBs Archive*	8260C VOCs Archive*	8260C VOCs	5260C VOCs	8082A PCBs
SB-13 (12-14)	3/15/18	11:00	X		SO	X			X			
↓ (14-16)		11:10				X			X			
DUP-6-31518		NA				X	X					
RB-1-31518		16:05			W						X	X
TB-1-31518	↓	Lab	↓		W					X		

Keys

Preservation Key:
A. H2SO4
B. HCL
C. HNO3
D.NaOH
E. None
F. MeOH
G. DI
H.

Container Information Key:
1. 40 mL Vial
2. 1 L Amber
3. 250 mL Plastic
4. 500 mL Plastic
5. Encore
6. 2 oz. Glass
7. 4 oz. Glass
8. 8 oz. Glass
9. 125 mL Plastic
10. 4 oz. Amber

Matrix Key:
SO- Soil SE- Sediment NL- NAPL/Oil
W- Water SL- Sludge SW- Sample Wipe
T- Tissue A- Air

REMARKS

Special Instructions/Comments:

☐ **Special QA/QC Instructions (✓)**

Laboratory Information and Receipt		Relinquished By	Received By	Relinquished By	Laboratory Received By
Lab Name: Test America	Cooler Custody Seal (✓)	Printed Name: Joshua Miller	Printed Name: Jay Giguere	Printed Name: Jay Giguere	Printed Name:
☑ Cooler packed with ice (✓)	☐ Intact ☐ Not Intact	Signature:	Signature:	Signature:	Signature:
Specify Turnaround Requirements: Standard	Sample Receipt:	Firm: Arcadis	Firm: TAL	Firm: TAL	Firm:
Shipping Tracking #:	Condition/Cooler Temp:	Date/Time: 3/15/18 16:20	Date/Time: 3/15/18 16:20	Date/Time: 3/15/18 16:45	Date/Time:

Client Sample ID: SB-12 (4-6)

Date Collected: 03/15/18 08:25
Date Received: 03/15/18 16:45

Lab Sample ID: 480-132691-4

Matrix: Solid
Percent Solids: 87.4

Method: 8260C - Volatile Organic Compounds by GC/MS

Analyte	Result	Qualifier	RL	MDL	Unit	D	Prepared	Analyzed	Dil Fac
1,1,1-Trichloroethane	ND		4.3	0.31	ug/Kg	☼	03/16/18 06:00	03/20/18 13:59	1
1,1,2,2-Tetrachloroethane	ND	~~F1~~ UJ	4.3	0.70	ug/Kg	☼	03/16/18 06:00	03/20/18 13:59	1
1,1,2-Trichloro-1,2,2-trifluoroethane	ND		4.3	0.99	ug/Kg	☼	03/16/18 06:00	03/20/18 13:59	1
1,1,2-Trichloroethane	ND		4.3	0.56	ug/Kg	☼	03/16/18 06:00	03/20/18 13:59	1
1,1-Dichloroethane	ND		4.3	0.53	ug/Kg	☼	03/16/18 06:00	03/20/18 13:59	1
1,1-Dichloroethene	ND		4.3	0.53	ug/Kg	☼	03/16/18 06:00	03/20/18 13:59	1
1,2,4-Trichlorobenzene	ND		4.3	0.26	ug/Kg	☼	03/16/18 06:00	03/20/18 13:59	1
1,2-Dibromo-3-Chloropropane	ND		4.3	2.2	ug/Kg	☼	03/16/18 06:00	03/20/18 13:59	1
1,2-Dibromoethane	ND		4.3	0.56	ug/Kg	☼	03/16/18 06:00	03/20/18 13:59	1
1,2-Dichlorobenzene	ND		4.3	0.34	ug/Kg	☼	03/16/18 06:00	03/20/18 13:59	1
1,2-Dichloroethane	ND		4.3	0.22	ug/Kg	☼	03/16/18 06:00	03/20/18 13:59	1
1,2-Dichloropropane	ND		4.3	2.2	ug/Kg	☼	03/16/18 06:00	03/20/18 13:59	1
1,3-Dichlorobenzene	ND		4.3	0.22	ug/Kg	☼	03/16/18 06:00	03/20/18 13:59	1
1,4-Dichlorobenzene	ND		4.3	0.61	ug/Kg	☼	03/16/18 06:00	03/20/18 13:59	1
2-Butanone (MEK)	ND	~~F1~~ UJ	22	1.6	ug/Kg	☼	03/16/18 06:00	03/20/18 13:59	1
2-Hexanone	ND		22	2.2	ug/Kg	☼	03/16/18 06:00	03/20/18 13:59	1
4-Methyl-2-pentanone (MIBK)	ND		22	1.4	ug/Kg	☼	03/16/18 06:00	03/20/18 13:59	1
Acetone	**14**	**J**	22	3.6	ug/Kg	☼	03/16/18 06:00	03/20/18 13:59	1
Benzene	ND		4.3	0.21	ug/Kg	☼	03/16/18 06:00	03/20/18 13:59	1
Bromodichloromethane	ND		4.3	0.58	ug/Kg	☼	03/16/18 06:00	03/20/18 13:59	1
Bromoform	ND		4.3	2.2	ug/Kg	☼	03/16/18 06:00	03/20/18 13:59	1
Bromomethane	ND		4.3	0.39	ug/Kg	☼	03/16/18 06:00	03/20/18 13:59	1
Carbon disulfide	ND		4.3	2.2	ug/Kg	☼	03/16/18 06:00	03/20/18 13:59	1
Carbon tetrachloride	ND		4.3	0.42	ug/Kg	☼	03/16/18 06:00	03/20/18 13:59	1
Chlorobenzene	ND		4.3	0.57	ug/Kg	☼	03/16/18 06:00	03/20/18 13:59	1
Chloroethane	ND		4.3	0.98	ug/Kg	☼	03/16/18 06:00	03/20/18 13:59	1
Chloroform	ND		4.3	0.27	ug/Kg	☼	03/16/18 06:00	03/20/18 13:59	1
Chloromethane	ND		4.3	0.26	ug/Kg	☼	03/16/18 06:00	03/20/18 13:59	1
cis-1,2-Dichloroethene	ND		4.3	0.55	ug/Kg	☼	03/16/18 06:00	03/20/18 13:59	1
cis-1,3-Dichloropropene	ND		4.3	0.62	ug/Kg	☼	03/16/18 06:00	03/20/18 13:59	1
Cyclohexane	ND		4.3	0.61	ug/Kg	☼	03/16/18 06:00	03/20/18 13:59	1
Dibromochloromethane	ND		4.3	0.55	ug/Kg	☼	03/16/18 06:00	03/20/18 13:59	1
Dichlorodifluoromethane	ND		4.3	0.36	ug/Kg	☼	03/16/18 06:00	03/20/18 13:59	1
Ethylbenzene	ND		4.3	0.30	ug/Kg	☼	03/16/18 06:00	03/20/18 13:59	1
Isopropylbenzene	ND		4.3	0.65	ug/Kg	☼	03/16/18 06:00	03/20/18 13:59	1
Methyl acetate	ND		22	2.6	ug/Kg	☼	03/16/18 06:00	03/20/18 13:59	1
Methyl tert-butyl ether	**2.1**	**J**	4.3	0.42	ug/Kg	☼	03/16/18 06:00	03/20/18 13:59	1
Methylcyclohexane	ND		4.3	0.66	ug/Kg	☼	03/16/18 06:00	03/20/18 13:59	1
Methylene Chloride	ND		4.3	2.0	ug/Kg	☼	03/16/18 06:00	03/20/18 13:59	1
Styrene	ND		4.3	0.22	ug/Kg	☼	03/16/18 06:00	03/20/18 13:59	1
Tetrachloroethene	ND		4.3	0.58	ug/Kg	☼	03/16/18 06:00	03/20/18 13:59	1
Toluene	ND		4.3	0.33	ug/Kg	☼	03/16/18 06:00	03/20/18 13:59	1
trans-1,2-Dichloroethene	ND		4.3	0.45	ug/Kg	☼	03/16/18 06:00	03/20/18 13:59	1
trans-1,3-Dichloropropene	ND		4.3	1.9	ug/Kg	☼	03/16/18 06:00	03/20/18 13:59	1
Trichloroethene	ND		4.3	0.95	ug/Kg	☼	03/16/18 06:00	03/20/18 13:59	1
Trichlorofluoromethane	ND		4.3	0.41	ug/Kg	☼	03/16/18 06:00	03/20/18 13:59	1
Vinyl chloride	ND		4.3	0.53	ug/Kg	☼	03/16/18 06:00	03/20/18 13:59	1
Xylenes, Total	ND		8.7	0.73	ug/Kg	☼	03/16/18 06:00	03/20/18 13:59	1

Client Sample ID: SB-12 (4-6)

Lab Sample ID: 480-132691-4
Date Collected: 03/15/18 08:25
Matrix: Solid
Date Received: 03/15/18 16:45
Percent Solids: 87.4

Surrogate	*%Recovery*	*Qualifier*	*Limits*	*Prepared*	*Analyzed*	*Dil Fac*
1,2-Dichloroethane-d4 (Surr)	*109*		*64 - 126*	*03/16/18 06:00*	*03/20/18 13:59*	*1*
4-Bromofluorobenzene (Surr)	*104*		*72 - 126*	*03/16/18 06:00*	*03/20/18 13:59*	*1*
Dibromofluoromethane (Surr)	*105*		*60 - 140*	*03/16/18 06:00*	*03/20/18 13:59*	*1*
Toluene-d8 (Surr)	*103*		*71 - 125*	*03/16/18 06:00*	*03/20/18 13:59*	*1*

Client Sample ID: SB-13 (0-1)

Lab Sample ID: 480-132691-8
Date Collected: 03/15/18 09:30
Matrix: Solid
Date Received: 03/15/18 16:45
Percent Solids: 78.8

Method: 8260C - Volatile Organic Compounds by GC/MS

Analyte	Result	Qualifier	RL	MDL	Unit	D	Prepared	Analyzed	Dil Fac
1,1,1-Trichloroethane	ND		260	71	ug/Kg	☼	03/20/18 16:32	03/21/18 11:57	4
1,1,2,2-Tetrachloroethane	ND		260	42	ug/Kg	☼	03/20/18 16:32	03/21/18 11:57	4
1,1,2-Trichloro-1,2,2-trifluoroethane	ND		260	130	ug/Kg	☼	03/20/18 16:32	03/21/18 11:57	4
1,1,2-Trichloroethane	ND		260	54	ug/Kg	☼	03/20/18 16:32	03/21/18 11:57	4
1,1-Dichloroethane	ND		260	79	ug/Kg	☼	03/20/18 16:32	03/21/18 11:57	4
1,1-Dichloroethene	ND		260	88	ug/Kg	☼	03/20/18 16:32	03/21/18 11:57	4
1,2,4-Trichlorobenzene	ND		260	97	ug/Kg	☼	03/20/18 16:32	03/21/18 11:57	4
1,2-Dibromo-3-Chloropropane	ND		260	130	ug/Kg	☼	03/20/18 16:32	03/21/18 11:57	4
1,2-Dibromoethane	ND		260	45	ug/Kg	☼	03/20/18 16:32	03/21/18 11:57	4
1,2-Dichlorobenzene	ND		260	65	ug/Kg	☼	03/20/18 16:32	03/21/18 11:57	4
1,2-Dichloroethane	ND		260	100	ug/Kg	☼	03/20/18 16:32	03/21/18 11:57	4
1,2-Dichloropropane	ND		260	41	ug/Kg	☼	03/20/18 16:32	03/21/18 11:57	4
1,3-Dichlorobenzene	ND		260	68	ug/Kg	☼	03/20/18 16:32	03/21/18 11:57	4
1,4-Dichlorobenzene	ND		260	36	ug/Kg	☼	03/20/18 16:32	03/21/18 11:57	4
2-Butanone (MEK)	ND		1300	760	ug/Kg	☼	03/20/18 16:32	03/21/18 11:57	4
2-Hexanone	ND		1300	520	ug/Kg	☼	03/20/18 16:32	03/21/18 11:57	4
4-Methyl-2-pentanone (MIBK)	ND		1300	82	ug/Kg	☼	03/20/18 16:32	03/21/18 11:57	4
Acetone	ND		1300	1100	ug/Kg	☼	03/20/18 16:32	03/21/18 11:57	4
Benzene	ND		260	49	ug/Kg	☼	03/20/18 16:32	03/21/18 11:57	4
Bromodichloromethane	ND		260	51	ug/Kg	☼	03/20/18 16:32	03/21/18 11:57	4
Bromoform	ND		260	130	ug/Kg	☼	03/20/18 16:32	03/21/18 11:57	4
Bromomethane	ND		260	56	ug/Kg	☼	03/20/18 16:32	03/21/18 11:57	4
Carbon disulfide	ND		260	120	ug/Kg	☼	03/20/18 16:32	03/21/18 11:57	4
Carbon tetrachloride	ND		260	65	ug/Kg	☼	03/20/18 16:32	03/21/18 11:57	4
Chlorobenzene	ND		260	34	ug/Kg	☼	03/20/18 16:32	03/21/18 11:57	4
Chloroethane	ND		260	53	ug/Kg	☼	03/20/18 16:32	03/21/18 11:57	4
Chloroform	ND		260	180	ug/Kg	☼	03/20/18 16:32	03/21/18 11:57	4
Chloromethane	ND		260	61	ug/Kg	☼	03/20/18 16:32	03/21/18 11:57	4
cis-1,2-Dichloroethene	ND		260	71	ug/Kg	☼	03/20/18 16:32	03/21/18 11:57	4
cis-1,3-Dichloropropene	ND		260	61	ug/Kg	☼	03/20/18 16:32	03/21/18 11:57	4
Cyclohexane	ND		260	57	ug/Kg	☼	03/20/18 16:32	03/21/18 11:57	4
Dibromochloromethane	ND		260	120	ug/Kg	☼	03/20/18 16:32	03/21/18 11:57	4
Dichlorodifluoromethane	ND		260	110	ug/Kg	☼	03/20/18 16:32	03/21/18 11:57	4
Ethylbenzene	ND		260	74	ug/Kg	☼	03/20/18 16:32	03/21/18 11:57	4
Isopropylbenzene	ND		260	38	ug/Kg	☼	03/20/18 16:32	03/21/18 11:57	4
Methyl acetate	ND		1300	120	ug/Kg	☼	03/20/18 16:32	03/21/18 11:57	4
Methyl tert-butyl ether	ND		260	97	ug/Kg	☼	03/20/18 16:32	03/21/18 11:57	4
Methylcyclohexane	ND		260	120	ug/Kg	☼	03/20/18 16:32	03/21/18 11:57	4
Methylene Chloride	260 UB	~~110 J B~~	260	51	ug/Kg	☼	03/20/18 16:32	03/21/18 11:57	4

Client Sample ID: SB-13 (0-1)

Date Collected: 03/15/18 09:30
Date Received: 03/15/18 16:45

Lab Sample ID: 480-132691-8

Matrix: Solid
Percent Solids: 78.8

Method: 8260C - Volatile Organic Compounds by GC/MS (Continued)

Analyte	Result	Qualifier	RL	MDL	Unit	D	Prepared	Analyzed	Dil Fac
Styrene	ND		260	62	ug/Kg	☼	03/20/18 16:32	03/21/18 11:57	4
Tetrachloroethene	ND		260	34	ug/Kg	☼	03/20/18 16:32	03/21/18 11:57	4
Toluene	ND		260	69	ug/Kg	☼	03/20/18 16:32	03/21/18 11:57	4
trans-1,2-Dichloroethene	ND		260	60	ug/Kg	☼	03/20/18 16:32	03/21/18 11:57	4
trans-1,3-Dichloropropene	ND		260	25	ug/Kg	☼	03/20/18 16:32	03/21/18 11:57	4
Trichloroethene	ND		260	71	ug/Kg	☼	03/20/18 16:32	03/21/18 11:57	4
Trichlorofluoromethane	ND		260	120	ug/Kg	☼	03/20/18 16:32	03/21/18 11:57	4
Vinyl chloride	ND		260	86	ug/Kg	☼	03/20/18 16:32	03/21/18 11:57	4
Xylenes, Total	ND		510	140	ug/Kg	☼	03/20/18 16:32	03/21/18 11:57	4

Surrogate	*%Recovery*	*Qualifier*	*Limits*	*Prepared*	*Analyzed*	*Dil Fac*
1,2-Dichloroethane-d4 (Surr)	*100*		*53 - 146*	*03/20/18 16:32*	*03/21/18 11:57*	*4*
4-Bromofluorobenzene (Surr)	*100*		*49 - 148*	*03/20/18 16:32*	*03/21/18 11:57*	*4*
Dibromofluoromethane (Surr)	*100*		*60 - 140*	*03/20/18 16:32*	*03/21/18 11:57*	*4*
Toluene-d8 (Surr)	*99*		*50 - 149*	*03/20/18 16:32*	*03/21/18 11:57*	*4*

Client Sample ID: SB-13 (1-2)

Date Collected: 03/15/18 09:35
Date Received: 03/15/18 16:45

Lab Sample ID: 480-132691-9

Matrix: Solid
Percent Solids: 73.9

Method: 8260C - Volatile Organic Compounds by GC/MS

Analyte	Result	Qualifier	RL	MDL	Unit	D	Prepared	Analyzed	Dil Fac
1,1,1-Trichloroethane	ND		130	35	ug/Kg	☼	03/20/18 16:32	03/21/18 12:20	2
1,1,2,2-Tetrachloroethane	ND		130	21	ug/Kg	☼	03/20/18 16:32	03/21/18 12:20	2
1,1,2-Trichloro-1,2,2-trifluoroethane	ND		130	64	ug/Kg	☼	03/20/18 16:32	03/21/18 12:20	2
1,1,2-Trichloroethane	ND		130	27	ug/Kg	☼	03/20/18 16:32	03/21/18 12:20	2
1,1-Dichloroethane	ND		130	39	ug/Kg	☼	03/20/18 16:32	03/21/18 12:20	2
1,1-Dichloroethene	ND		130	44	ug/Kg	☼	03/20/18 16:32	03/21/18 12:20	2
1,2,4-Trichlorobenzene	ND		130	48	ug/Kg	☼	03/20/18 16:32	03/21/18 12:20	2
1,2-Dibromo-3-Chloropropane	ND		130	64	ug/Kg	☼	03/20/18 16:32	03/21/18 12:20	2
1,2-Dibromoethane	ND		130	22	ug/Kg	☼	03/20/18 16:32	03/21/18 12:20	2
1,2-Dichlorobenzene	ND		130	33	ug/Kg	☼	03/20/18 16:32	03/21/18 12:20	2
1,2-Dichloroethane	ND		130	52	ug/Kg	☼	03/20/18 16:32	03/21/18 12:20	2
1,2-Dichloropropane	ND		130	21	ug/Kg	☼	03/20/18 16:32	03/21/18 12:20	2
1,3-Dichlorobenzene	ND		130	34	ug/Kg	☼	03/20/18 16:32	03/21/18 12:20	2
1,4-Dichlorobenzene	ND		130	18	ug/Kg	☼	03/20/18 16:32	03/21/18 12:20	2
2-Butanone (MEK)	ND		640	380	ug/Kg	☼	03/20/18 16:32	03/21/18 12:20	2
2-Hexanone	ND		640	260	ug/Kg	☼	03/20/18 16:32	03/21/18 12:20	2
4-Methyl-2-pentanone (MIBK)	ND		640	41	ug/Kg	☼	03/20/18 16:32	03/21/18 12:20	2
Acetone	ND		640	520	ug/Kg	☼	03/20/18 16:32	03/21/18 12:20	2
Benzene	ND		130	24	ug/Kg	☼	03/20/18 16:32	03/21/18 12:20	2
Bromodichloromethane	ND		130	25	ug/Kg	☼	03/20/18 16:32	03/21/18 12:20	2
Bromoform	ND		130	64	ug/Kg	☼	03/20/18 16:32	03/21/18 12:20	2
Bromomethane	ND		130	28	ug/Kg	☼	03/20/18 16:32	03/21/18 12:20	2
Carbon disulfide	ND		130	58	ug/Kg	☼	03/20/18 16:32	03/21/18 12:20	2
Carbon tetrachloride	ND		130	33	ug/Kg	☼	03/20/18 16:32	03/21/18 12:20	2
Chlorobenzene	ND		130	17	ug/Kg	☼	03/20/18 16:32	03/21/18 12:20	2
Chloroethane	ND		130	27	ug/Kg	☼	03/20/18 16:32	03/21/18 12:20	2
Chloroform	ND		130	87	ug/Kg	☼	03/20/18 16:32	03/21/18 12:20	2
Chloromethane	ND		130	30	ug/Kg	☼	03/20/18 16:32	03/21/18 12:20	2

Client Sample ID: SB-13 (1-2)

Date Collected: 03/15/18 09:35
Date Received: 03/15/18 16:45

Lab Sample ID: 480-132691-9

Matrix: Solid
Percent Solids: 73.9

Method: 8260C - Volatile Organic Compounds by GC/MS (Continued)

Analyte	Result	Qualifier	RL	MDL	Unit	D	Prepared	Analyzed	Dil Fac
cis-1,2-Dichloroethene	**94**	**J**	130	35	ug/Kg	☼	03/20/18 16:32	03/21/18 12:20	2
cis-1,3-Dichloropropene	ND		130	30	ug/Kg	☼	03/20/18 16:32	03/21/18 12:20	2
Cyclohexane	ND		130	28	ug/Kg	☼	03/20/18 16:32	03/21/18 12:20	2
Dibromochloromethane	ND		130	62	ug/Kg	☼	03/20/18 16:32	03/21/18 12:20	2
Dichlorodifluoromethane	ND		130	56	ug/Kg	☼	03/20/18 16:32	03/21/18 12:20	2
Ethylbenzene	ND		130	37	ug/Kg	☼	03/20/18 16:32	03/21/18 12:20	2
Isopropylbenzene	ND		130	19	ug/Kg	☼	03/20/18 16:32	03/21/18 12:20	2
Methyl acetate	ND		640	61	ug/Kg	☼	03/20/18 16:32	03/21/18 12:20	2
Methyl tert-butyl ether	ND		130	48	ug/Kg	☼	03/20/18 16:32	03/21/18 12:20	2
Methylcyclohexane	ND		130	60	ug/Kg	☼	03/20/18 16:32	03/21/18 12:20	2
Methylene Chloride	130 UB	~~27 J B~~	130	25	ug/Kg	☼	03/20/18 16:32	03/21/18 12:20	2
Styrene	ND		130	31	ug/Kg	☼	03/20/18 16:32	03/21/18 12:20	2
Tetrachloroethene	ND		130	17	ug/Kg	☼	03/20/18 16:32	03/21/18 12:20	2
Toluene	ND		130	34	ug/Kg	☼	03/20/18 16:32	03/21/18 12:20	2
trans-1,2-Dichloroethene	**36**	**J**	130	30	ug/Kg	☼	03/20/18 16:32	03/21/18 12:20	2
trans-1,3-Dichloropropene	ND		130	13	ug/Kg	☼	03/20/18 16:32	03/21/18 12:20	2
Trichloroethene	ND		130	35	ug/Kg	☼	03/20/18 16:32	03/21/18 12:20	2
Trichlorofluoromethane	ND		130	60	ug/Kg	☼	03/20/18 16:32	03/21/18 12:20	2
Vinyl chloride	ND		130	43	ug/Kg	☼	03/20/18 16:32	03/21/18 12:20	2
Xylenes, Total	**170**	**J**	250	71	ug/Kg	☼	03/20/18 16:32	03/21/18 12:20	2

Surrogate	*%Recovery*	*Qualifier*	*Limits*	*Prepared*	*Analyzed*	*Dil Fac*
1,2-Dichloroethane-d4 (Surr)	*98*		*53 - 146*	*03/20/18 16:32*	*03/21/18 12:20*	*2*
4-Bromofluorobenzene (Surr)	*98*		*49 - 148*	*03/20/18 16:32*	*03/21/18 12:20*	*2*
Dibromofluoromethane (Surr)	*97*		*60 - 140*	*03/20/18 16:32*	*03/21/18 12:20*	*2*
Toluene-d8 (Surr)	*98*		*50 - 149*	*03/20/18 16:32*	*03/21/18 12:20*	*2*

Client Sample ID: SB-13 (4-6)

Date Collected: 03/15/18 09:55
Date Received: 03/15/18 16:45

Lab Sample ID: 480-132691-11

Matrix: Solid
Percent Solids: 80.3

Method: 8260C - Volatile Organic Compounds by GC/MS

Analyte	Result	Qualifier	RL	MDL	Unit	D	Prepared	Analyzed	Dil Fac
1,1,1-Trichloroethane	ND		92	25	ug/Kg	☼	03/20/18 16:32	03/21/18 12:43	2
1,1,2,2-Tetrachloroethane	ND		92	15	ug/Kg	☼	03/20/18 16:32	03/21/18 12:43	2
1,1,2-Trichloro-1,2,2-trifluoroethane	ND		92	46	ug/Kg	☼	03/20/18 16:32	03/21/18 12:43	2
1,1,2-Trichloroethane	ND		92	19	ug/Kg	☼	03/20/18 16:32	03/21/18 12:43	2
1,1-Dichloroethane	ND		92	28	ug/Kg	☼	03/20/18 16:32	03/21/18 12:43	2
1,1-Dichloroethene	ND		92	32	ug/Kg	☼	03/20/18 16:32	03/21/18 12:43	2
1,2,4-Trichlorobenzene	ND		92	35	ug/Kg	☼	03/20/18 16:32	03/21/18 12:43	2
1,2-Dibromo-3-Chloropropane	ND		92	46	ug/Kg	☼	03/20/18 16:32	03/21/18 12:43	2
1,2-Dibromoethane	ND		92	16	ug/Kg	☼	03/20/18 16:32	03/21/18 12:43	2
1,2-Dichlorobenzene	ND		92	23	ug/Kg	☼	03/20/18 16:32	03/21/18 12:43	2
1,2-Dichloroethane	ND		92	38	ug/Kg	☼	03/20/18 16:32	03/21/18 12:43	2
1,2-Dichloropropane	ND		92	15	ug/Kg	☼	03/20/18 16:32	03/21/18 12:43	2
1,3-Dichlorobenzene	ND		92	25	ug/Kg	☼	03/20/18 16:32	03/21/18 12:43	2
1,4-Dichlorobenzene	ND		92	13	ug/Kg	☼	03/20/18 16:32	03/21/18 12:43	2
2-Butanone (MEK)	ND		460	270	ug/Kg	☼	03/20/18 16:32	03/21/18 12:43	2
2-Hexanone	ND		460	190	ug/Kg	☼	03/20/18 16:32	03/21/18 12:43	2
4-Methyl-2-pentanone (MIBK)	ND		460	29	ug/Kg	☼	03/20/18 16:32	03/21/18 12:43	2

Client Sample ID: SB-13 (4-6)

Date Collected: 03/15/18 09:55
Date Received: 03/15/18 16:45

Lab Sample ID: 480-132691-11

Matrix: Solid
Percent Solids: 80.3

Method: 8260C - Volatile Organic Compounds by GC/MS (Continued)

Analyte	Result	Qualifier	RL	MDL	Unit	D	Prepared	Analyzed	Dil Fac
Acetone	ND		460	380	ug/Kg	☼	03/20/18 16:32	03/21/18 12:43	2
Benzene	ND		92	17	ug/Kg	☼	03/20/18 16:32	03/21/18 12:43	2
Bromodichloromethane	ND		92	18	ug/Kg	☼	03/20/18 16:32	03/21/18 12:43	2
Bromoform	ND		92	46	ug/Kg	☼	03/20/18 16:32	03/21/18 12:43	2
Bromomethane	ND		92	20	ug/Kg	☼	03/20/18 16:32	03/21/18 12:43	2
Carbon disulfide	ND		92	42	ug/Kg	☼	03/20/18 16:32	03/21/18 12:43	2
Carbon tetrachloride	ND		92	23	ug/Kg	☼	03/20/18 16:32	03/21/18 12:43	2
Chlorobenzene	ND		92	12	ug/Kg	☼	03/20/18 16:32	03/21/18 12:43	2
Chloroethane	ND		92	19	ug/Kg	☼	03/20/18 16:32	03/21/18 12:43	2
Chloroform	ND		92	63	ug/Kg	☼	03/20/18 16:32	03/21/18 12:43	2
Chloromethane	ND		92	22	ug/Kg	☼	03/20/18 16:32	03/21/18 12:43	2
cis-1,2-Dichloroethene	ND		92	25	ug/Kg	☼	03/20/18 16:32	03/21/18 12:43	2
cis-1,3-Dichloropropene	ND		92	22	ug/Kg	☼	03/20/18 16:32	03/21/18 12:43	2
Cyclohexane	ND		92	20	ug/Kg	☼	03/20/18 16:32	03/21/18 12:43	2
Dibromochloromethane	ND		92	45	ug/Kg	☼	03/20/18 16:32	03/21/18 12:43	2
Dichlorodifluoromethane	ND		92	40	ug/Kg	☼	03/20/18 16:32	03/21/18 12:43	2
Ethylbenzene	ND		92	27	ug/Kg	☼	03/20/18 16:32	03/21/18 12:43	2
Isopropylbenzene	ND		92	14	ug/Kg	☼	03/20/18 16:32	03/21/18 12:43	2
Methyl acetate	ND		460	44	ug/Kg	☼	03/20/18 16:32	03/21/18 12:43	2
Methyl tert-butyl ether	ND		92	35	ug/Kg	☼	03/20/18 16:32	03/21/18 12:43	2
Methylcyclohexane	ND		92	43	ug/Kg	☼	03/20/18 16:32	03/21/18 12:43	2
Methylene Chloride	92 UB	~~18 J B~~	92	18	ug/Kg	☼	03/20/18 16:32	03/21/18 12:43	2
Styrene	ND		92	22	ug/Kg	☼	03/20/18 16:32	03/21/18 12:43	2
Tetrachloroethene	ND		92	12	ug/Kg	☼	03/20/18 16:32	03/21/18 12:43	2
Toluene	ND		92	25	ug/Kg	☼	03/20/18 16:32	03/21/18 12:43	2
trans-1,2-Dichloroethene	ND		92	22	ug/Kg	☼	03/20/18 16:32	03/21/18 12:43	2
trans-1,3-Dichloropropene	ND		92	9.0	ug/Kg	☼	03/20/18 16:32	03/21/18 12:43	2
Trichloroethene	ND		92	26	ug/Kg	☼	03/20/18 16:32	03/21/18 12:43	2
Trichlorofluoromethane	ND		92	43	ug/Kg	☼	03/20/18 16:32	03/21/18 12:43	2
Vinyl chloride	ND		92	31	ug/Kg	☼	03/20/18 16:32	03/21/18 12:43	2
Xylenes, Total	**110**	**J**	180	51	ug/Kg	☼	03/20/18 16:32	03/21/18 12:43	2

Surrogate	*%Recovery*	*Qualifier*	*Limits*	*Prepared*	*Analyzed*	*Dil Fac*
1,2-Dichloroethane-d4 (Surr)	*98*		*53 - 146*	*03/20/18 16:32*	*03/21/18 12:43*	*2*
4-Bromofluorobenzene (Surr)	*98*		*49 - 148*	*03/20/18 16:32*	*03/21/18 12:43*	*2*
Dibromofluoromethane (Surr)	*97*		*60 - 140*	*03/20/18 16:32*	*03/21/18 12:43*	*2*
Toluene-d8 (Surr)	*100*		*50 - 149*	*03/20/18 16:32*	*03/21/18 12:43*	*2*

Client Sample ID: SB-13 (8-10)

Date Collected: 03/15/18 10:40
Date Received: 03/15/18 16:45

Lab Sample ID: 480-132691-13

Matrix: Solid
Percent Solids: 86.2

Method: 8260C - Volatile Organic Compounds by GC/MS

Analyte	Result	Qualifier	RL	MDL	Unit	D	Prepared	Analyzed	Dil Fac
1,1,1-Trichloroethane	ND		3.8	0.27	ug/Kg	☼	03/16/18 06:00	03/20/18 14:25	1
1,1,2,2-Tetrachloroethane	ND		3.8	0.61	ug/Kg	☼	03/16/18 06:00	03/20/18 14:25	1
1,1,2-Trichloro-1,2,2-trifluoroethane	ND		3.8	0.86	ug/Kg	☼	03/16/18 06:00	03/20/18 14:25	1
1,1,2-Trichloroethane	ND		3.8	0.49	ug/Kg	☼	03/16/18 06:00	03/20/18 14:25	1
1,1-Dichloroethane	ND		3.8	0.46	ug/Kg	☼	03/16/18 06:00	03/20/18 14:25	1
1,1-Dichloroethene	ND		3.8	0.46	ug/Kg	☼	03/16/18 06:00	03/20/18 14:25	1

Client Sample ID: SB-13 (8-10)

Date Collected: 03/15/18 10:40
Date Received: 03/15/18 16:45

Lab Sample ID: 480-132691-13

Matrix: Solid
Percent Solids: 86.2

Method: 8260C - Volatile Organic Compounds by GC/MS (Continued)

Analyte	Result	Qualifier	RL	MDL	Unit	D	Prepared	Analyzed	Dil Fac
1,2,4-Trichlorobenzene	ND		3.8	0.23	ug/Kg	☼	03/16/18 06:00	03/20/18 14:25	1
1,2-Dibromo-3-Chloropropane	ND		3.8	1.9	ug/Kg	☼	03/16/18 06:00	03/20/18 14:25	1
1,2-Dibromoethane	ND		3.8	0.48	ug/Kg	☼	03/16/18 06:00	03/20/18 14:25	1
1,2-Dichlorobenzene	ND		3.8	0.29	ug/Kg	☼	03/16/18 06:00	03/20/18 14:25	1
1,2-Dichloroethane	**9.4**		3.8	0.19	ug/Kg	☼	03/16/18 06:00	03/20/18 14:25	1
1,2-Dichloropropane	ND		3.8	1.9	ug/Kg	☼	03/16/18 06:00	03/20/18 14:25	1
1,3-Dichlorobenzene	ND		3.8	0.19	ug/Kg	☼	03/16/18 06:00	03/20/18 14:25	1
1,4-Dichlorobenzene	ND		3.8	0.53	ug/Kg	☼	03/16/18 06:00	03/20/18 14:25	1
2-Butanone (MEK)	ND		19	1.4	ug/Kg	☼	03/16/18 06:00	03/20/18 14:25	1
2-Hexanone	ND		19	1.9	ug/Kg	☼	03/16/18 06:00	03/20/18 14:25	1
4-Methyl-2-pentanone (MIBK)	ND		19	1.2	ug/Kg	☼	03/16/18 06:00	03/20/18 14:25	1
Acetone	**7.7**	**J**	19	3.2	ug/Kg	☼	03/16/18 06:00	03/20/18 14:25	1
Benzene	ND		3.8	0.18	ug/Kg	☼	03/16/18 06:00	03/20/18 14:25	1
Bromodichloromethane	ND		3.8	0.50	ug/Kg	☼	03/16/18 06:00	03/20/18 14:25	1
Bromoform	ND		3.8	1.9	ug/Kg	☼	03/16/18 06:00	03/20/18 14:25	1
Bromomethane	ND		3.8	0.34	ug/Kg	☼	03/16/18 06:00	03/20/18 14:25	1
Carbon disulfide	ND		3.8	1.9	ug/Kg	☼	03/16/18 06:00	03/20/18 14:25	1
Carbon tetrachloride	ND		3.8	0.36	ug/Kg	☼	03/16/18 06:00	03/20/18 14:25	1
Chlorobenzene	ND		3.8	0.50	ug/Kg	☼	03/16/18 06:00	03/20/18 14:25	1
Chloroethane	ND		3.8	0.85	ug/Kg	☼	03/16/18 06:00	03/20/18 14:25	1
Chloroform	ND		3.8	0.23	ug/Kg	☼	03/16/18 06:00	03/20/18 14:25	1
Chloromethane	ND		3.8	0.23	ug/Kg	☼	03/16/18 06:00	03/20/18 14:25	1
cis-1,2-Dichloroethene	**3.3**	**J**	3.8	0.48	ug/Kg	☼	03/16/18 06:00	03/20/18 14:25	1
cis-1,3-Dichloropropene	ND		3.8	0.54	ug/Kg	☼	03/16/18 06:00	03/20/18 14:25	1
Cyclohexane	ND		3.8	0.53	ug/Kg	☼	03/16/18 06:00	03/20/18 14:25	1
Dibromochloromethane	ND		3.8	0.48	ug/Kg	☼	03/16/18 06:00	03/20/18 14:25	1
Dichlorodifluoromethane	ND		3.8	0.31	ug/Kg	☼	03/16/18 06:00	03/20/18 14:25	1
Ethylbenzene	ND		3.8	0.26	ug/Kg	☼	03/16/18 06:00	03/20/18 14:25	1
Isopropylbenzene	ND		3.8	0.57	ug/Kg	☼	03/16/18 06:00	03/20/18 14:25	1
Methyl acetate	ND		19	2.3	ug/Kg	☼	03/16/18 06:00	03/20/18 14:25	1
Methyl tert-butyl ether	ND		3.8	0.37	ug/Kg	☼	03/16/18 06:00	03/20/18 14:25	1
Methylcyclohexane	ND		3.8	0.57	ug/Kg	☼	03/16/18 06:00	03/20/18 14:25	1
Methylene Chloride	ND		3.8	1.7	ug/Kg	☼	03/16/18 06:00	03/20/18 14:25	1
Styrene	ND		3.8	0.19	ug/Kg	☼	03/16/18 06:00	03/20/18 14:25	1
Tetrachloroethene	ND		3.8	0.51	ug/Kg	☼	03/16/18 06:00	03/20/18 14:25	1
Toluene	ND		3.8	0.28	ug/Kg	☼	03/16/18 06:00	03/20/18 14:25	1
trans-1,2-Dichloroethene	**2.5**	**J**	3.8	0.39	ug/Kg	☼	03/16/18 06:00	03/20/18 14:25	1
trans-1,3-Dichloropropene	ND		3.8	1.7	ug/Kg	☼	03/16/18 06:00	03/20/18 14:25	1
Trichloroethene	ND		3.8	0.83	ug/Kg	☼	03/16/18 06:00	03/20/18 14:25	1
Trichlorofluoromethane	ND		3.8	0.36	ug/Kg	☼	03/16/18 06:00	03/20/18 14:25	1
Vinyl chloride	ND		3.8	0.46	ug/Kg	☼	03/16/18 06:00	03/20/18 14:25	1
Xylenes, Total	ND		7.5	0.63	ug/Kg	☼	03/16/18 06:00	03/20/18 14:25	1

Surrogate	*%Recovery*	*Qualifier*	*Limits*	*Prepared*	*Analyzed*	*Dil Fac*
1,2-Dichloroethane-d4 (Surr)	*108*		*64 - 126*	*03/16/18 06:00*	*03/20/18 14:25*	*1*
4-Bromofluorobenzene (Surr)	*103*		*72 - 126*	*03/16/18 06:00*	*03/20/18 14:25*	*1*
Dibromofluoromethane (Surr)	*104*		*60 - 140*	*03/16/18 06:00*	*03/20/18 14:25*	*1*
Toluene-d8 (Surr)	*103*		*71 - 125*	*03/16/18 06:00*	*03/20/18 14:25*	*1*

Client Sample ID: DUP-6-31518

Date Collected: 03/15/18 00:00
Date Received: 03/15/18 16:45

Lab Sample ID: 480-132691-17

Matrix: Solid
Percent Solids: 75.9

Method: 8260C - Volatile Organic Compounds by GC/MS

Analyte	Result	Qualifier	RL	MDL	Unit	D	Prepared	Analyzed	Dil Fac
1,1,1-Trichloroethane	ND		130	36	ug/Kg	☼	03/20/18 16:32	03/21/18 13:07	2
1,1,2,2-Tetrachloroethane	ND		130	21	ug/Kg	☼	03/20/18 16:32	03/21/18 13:07	2
1,1,2-Trichloro-1,2,2-trifluoroethane	ND		130	65	ug/Kg	☼	03/20/18 16:32	03/21/18 13:07	2
1,1,2-Trichloroethane	ND		130	27	ug/Kg	☼	03/20/18 16:32	03/21/18 13:07	2
1,1-Dichloroethane	ND		130	40	ug/Kg	☼	03/20/18 16:32	03/21/18 13:07	2
1,1-Dichloroethene	ND		130	45	ug/Kg	☼	03/20/18 16:32	03/21/18 13:07	2
1,2,4-Trichlorobenzene	ND		130	50	ug/Kg	☼	03/20/18 16:32	03/21/18 13:07	2
1,2-Dibromo-3-Chloropropane	ND		130	65	ug/Kg	☼	03/20/18 16:32	03/21/18 13:07	2
1,2-Dibromoethane	ND		130	23	ug/Kg	☼	03/20/18 16:32	03/21/18 13:07	2
1,2-Dichlorobenzene	ND		130	33	ug/Kg	☼	03/20/18 16:32	03/21/18 13:07	2
1,2-Dichloroethane	ND		130	54	ug/Kg	☼	03/20/18 16:32	03/21/18 13:07	2
1,2-Dichloropropane	ND		130	21	ug/Kg	☼	03/20/18 16:32	03/21/18 13:07	2
1,3-Dichlorobenzene	ND		130	35	ug/Kg	☼	03/20/18 16:32	03/21/18 13:07	2
1,4-Dichlorobenzene	ND		130	18	ug/Kg	☼	03/20/18 16:32	03/21/18 13:07	2
2-Butanone (MEK)	ND		650	390	ug/Kg	☼	03/20/18 16:32	03/21/18 13:07	2
2-Hexanone	ND		650	270	ug/Kg	☼	03/20/18 16:32	03/21/18 13:07	2
4-Methyl-2-pentanone (MIBK)	ND		650	42	ug/Kg	☼	03/20/18 16:32	03/21/18 13:07	2
Acetone	ND		650	540	ug/Kg	☼	03/20/18 16:32	03/21/18 13:07	2
Benzene	ND		130	25	ug/Kg	☼	03/20/18 16:32	03/21/18 13:07	2
Bromodichloromethane	ND		130	26	ug/Kg	☼	03/20/18 16:32	03/21/18 13:07	2
Bromoform	ND		130	65	ug/Kg	☼	03/20/18 16:32	03/21/18 13:07	2
Bromomethane	ND		130	29	ug/Kg	☼	03/20/18 16:32	03/21/18 13:07	2
Carbon disulfide	ND		130	60	ug/Kg	☼	03/20/18 16:32	03/21/18 13:07	2
Carbon tetrachloride	ND		130	33	ug/Kg	☼	03/20/18 16:32	03/21/18 13:07	2
Chlorobenzene	ND		130	17	ug/Kg	☼	03/20/18 16:32	03/21/18 13:07	2
Chloroethane	ND		130	27	ug/Kg	☼	03/20/18 16:32	03/21/18 13:07	2
Chloroform	ND		130	90	ug/Kg	☼	03/20/18 16:32	03/21/18 13:07	2
Chloromethane	ND		130	31	ug/Kg	☼	03/20/18 16:32	03/21/18 13:07	2
cis-1,2-Dichloroethene	**120**	**J**	130	36	ug/Kg	☼	03/20/18 16:32	03/21/18 13:07	2
cis-1,3-Dichloropropene	ND		130	31	ug/Kg	☼	03/20/18 16:32	03/21/18 13:07	2
Cyclohexane	ND		130	29	ug/Kg	☼	03/20/18 16:32	03/21/18 13:07	2
Dibromochloromethane	ND		130	63	ug/Kg	☼	03/20/18 16:32	03/21/18 13:07	2
Dichlorodifluoromethane	ND		130	57	ug/Kg	☼	03/20/18 16:32	03/21/18 13:07	2
Ethylbenzene	ND		130	38	ug/Kg	☼	03/20/18 16:32	03/21/18 13:07	2
Isopropylbenzene	ND		130	20	ug/Kg	☼	03/20/18 16:32	03/21/18 13:07	2
Methyl acetate	ND		650	62	ug/Kg	☼	03/20/18 16:32	03/21/18 13:07	2
Methyl tert-butyl ether	ND		130	49	ug/Kg	☼	03/20/18 16:32	03/21/18 13:07	2
Methylcyclohexane	ND		130	61	ug/Kg	☼	03/20/18 16:32	03/21/18 13:07	2
Methylene Chloride	ND		130	26	ug/Kg	☼	03/20/18 16:32	03/21/18 13:07	2
Styrene	ND		130	32	ug/Kg	☼	03/20/18 16:32	03/21/18 13:07	2
Tetrachloroethene	ND		130	18	ug/Kg	☼	03/20/18 16:32	03/21/18 13:07	2
Toluene	ND		130	35	ug/Kg	☼	03/20/18 16:32	03/21/18 13:07	2
trans-1,2-Dichloroethene	**45**	**J**	130	31	ug/Kg	☼	03/20/18 16:32	03/21/18 13:07	2
trans-1,3-Dichloropropene	ND		130	13	ug/Kg	☼	03/20/18 16:32	03/21/18 13:07	2
Trichloroethene	ND		130	36	ug/Kg	☼	03/20/18 16:32	03/21/18 13:07	2
Trichlorofluoromethane	ND		130	61	ug/Kg	☼	03/20/18 16:32	03/21/18 13:07	2
Vinyl chloride	ND		130	44	ug/Kg	☼	03/20/18 16:32	03/21/18 13:07	2
Xylenes, Total	**190**	**J**	260	73	ug/Kg	☼	03/20/18 16:32	03/21/18 13:07	2

Client Sample ID: DUP-6-31518
Date Collected: 03/15/18 00:00
Date Received: 03/15/18 16:45

Lab Sample ID: 480-132691-17
Matrix: Solid
Percent Solids: 75.9

Surrogate	%Recovery	Qualifier	Limits	Prepared	Analyzed	Dil Fac
1,2-Dichloroethane-d4 (Surr)	100		53 - 146	03/20/18 16:32	03/21/18 13:07	2
4-Bromofluorobenzene (Surr)	99		49 - 148	03/20/18 16:32	03/21/18 13:07	2
Dibromofluoromethane (Surr)	101		60 - 140	03/20/18 16:32	03/21/18 13:07	2
Toluene-d8 (Surr)	99		50 - 149	03/20/18 16:32	03/21/18 13:07	2

Client Sample ID: SB-12 (0-1)

Date Collected: 03/15/18 08:00
Date Received: 03/15/18 16:45

Lab Sample ID: 480-132691-1

Matrix: Solid
Percent Solids: 86.6

Method: 8082A - Polychlorinated Biphenyls (PCBs) by Gas Chromatography

Analyte	Result	Qualifier	RL	MDL	Unit	D	Prepared	Analyzed	Dil Fac
PCB-1016	ND		0.21	0.041	mg/Kg	☼	03/16/18 08:54	03/19/18 14:26	1
PCB-1221	ND		0.21	0.041	mg/Kg	☼	03/16/18 08:54	03/19/18 14:26	1
PCB-1232	ND		0.21	0.041	mg/Kg	☼	03/16/18 08:54	03/19/18 14:26	1
PCB-1242	ND		0.21	0.041	mg/Kg	☼	03/16/18 08:54	03/19/18 14:26	1
PCB-1248	ND		0.21	0.041	mg/Kg	☼	03/16/18 08:54	03/19/18 14:26	1
PCB-1254	ND		0.21	0.099	mg/Kg	☼	03/16/18 08:54	03/19/18 14:26	1
PCB-1260	ND		0.21	0.099	mg/Kg	☼	03/16/18 08:54	03/19/18 14:26	1

Surrogate	*%Recovery*	*Qualifier*	*Limits*	*Prepared*	*Analyzed*	*Dil Fac*
Tetrachloro-m-xylene	*86*		*60 - 154*	*03/16/18 08:54*	*03/19/18 14:26*	*1*
Tetrachloro-m-xylene	*70*		*60 - 154*	*03/16/18 08:54*	*03/19/18 14:26*	*1*
DCB Decachlorobiphenyl	*69*		*65 - 174*	*03/16/18 08:54*	*03/19/18 14:26*	*1*
DCB Decachlorobiphenyl	*81*		*65 - 174*	*03/16/18 08:54*	*03/19/18 14:26*	*1*

Client Sample ID: SB-12 (1-2)

Date Collected: 03/15/18 08:05
Date Received: 03/15/18 16:45

Lab Sample ID: 480-132691-2

Matrix: Solid
Percent Solids: 91.5

Method: 8082A - Polychlorinated Biphenyls (PCBs) by Gas Chromatography

Analyte	Result	Qualifier	RL	MDL	Unit	D	Prepared	Analyzed	Dil Fac
PCB-1016	ND		0.24	0.048	mg/Kg	☼	03/16/18 08:54	03/19/18 14:42	1
PCB-1221	ND		0.24	0.048	mg/Kg	☼	03/16/18 08:54	03/19/18 14:42	1
PCB-1232	ND		0.24	0.048	mg/Kg	☼	03/16/18 08:54	03/19/18 14:42	1
PCB-1242	ND		0.24	0.048	mg/Kg	☼	03/16/18 08:54	03/19/18 14:42	1
PCB-1248	ND		0.24	0.048	mg/Kg	☼	03/16/18 08:54	03/19/18 14:42	1
PCB-1254	ND		0.24	0.11	mg/Kg	☼	03/16/18 08:54	03/19/18 14:42	1
PCB-1260	ND		0.24	0.11	mg/Kg	☼	03/16/18 08:54	03/19/18 14:42	1

Surrogate	*%Recovery*	*Qualifier*	*Limits*	*Prepared*	*Analyzed*	*Dil Fac*
Tetrachloro-m-xylene	*102*		*60 - 154*	*03/16/18 08:54*	*03/19/18 14:42*	*1*
Tetrachloro-m-xylene	*90*		*60 - 154*	*03/16/18 08:54*	*03/19/18 14:42*	*1*
DCB Decachlorobiphenyl	*83*		*65 - 174*	*03/16/18 08:54*	*03/19/18 14:42*	*1*
DCB Decachlorobiphenyl	*97*		*65 - 174*	*03/16/18 08:54*	*03/19/18 14:42*	*1*

Client Sample ID: SB-12 (2-4)

Date Collected: 03/15/18 08:15
Date Received: 03/15/18 16:45

Lab Sample ID: 480-132691-3

Matrix: Solid
Percent Solids: 86.6

Method: 8082A - Polychlorinated Biphenyls (PCBs) by Gas Chromatography

Analyte	Result	Qualifier	RL	MDL	Unit	D	Prepared	Analyzed	Dil Fac
PCB-1016	ND		0.19	0.038	mg/Kg	☼	03/16/18 08:54	03/19/18 14:58	1
PCB-1221	ND		0.19	0.038	mg/Kg	☼	03/16/18 08:54	03/19/18 14:58	1
PCB-1232	ND		0.19	0.038	mg/Kg	☼	03/16/18 08:54	03/19/18 14:58	1
PCB-1242	ND		0.19	0.038	mg/Kg	☼	03/16/18 08:54	03/19/18 14:58	1
PCB-1248	ND		0.19	0.038	mg/Kg	☼	03/16/18 08:54	03/19/18 14:58	1
PCB-1254	ND		0.19	0.091	mg/Kg	☼	03/16/18 08:54	03/19/18 14:58	1
PCB-1260	ND		0.19	0.091	mg/Kg	☼	03/16/18 08:54	03/19/18 14:58	1

Surrogate	*%Recovery*	*Qualifier*	*Limits*	*Prepared*	*Analyzed*	*Dil Fac*
Tetrachloro-m-xylene	*106*		*60 - 154*	*03/16/18 08:54*	*03/19/18 14:58*	*1*

Client Sample ID: SB-12 (2-4)

Lab Sample ID: 480-132691-3
Date Collected: 03/15/18 08:15
Matrix: Solid
Date Received: 03/15/18 16:45
Percent Solids: 86.6

Method: 8082A - Polychlorinated Biphenyls (PCBs) by Gas Chromatography (Continued)

Surrogate	*%Recovery*	*Qualifier*	*Limits*	*Prepared*	*Analyzed*	*Dil Fac*
Tetrachloro-m-xylene	*97*		*60 - 154*	*03/16/18 08:54*	*03/19/18 14:58*	*1*
DCB Decachlorobiphenyl	*84*		*65 - 174*	*03/16/18 08:54*	*03/19/18 14:58*	*1*
DCB Decachlorobiphenyl	*100*		*65 - 174*	*03/16/18 08:54*	*03/19/18 14:58*	*1*

Client Sample ID: SB-12 (4-6)

Lab Sample ID: 480-132691-4
Date Collected: 03/15/18 08:25
Matrix: Solid
Date Received: 03/15/18 16:45
Percent Solids: 87.4

Method: 8082A - Polychlorinated Biphenyls (PCBs) by Gas Chromatography

Analyte	Result	Qualifier	RL	MDL	Unit	D	Prepared	Analyzed	Dil Fac
PCB-1016	ND	~~F2~~ UJ	0.24	0.047	mg/Kg	☼	03/16/18 08:54	03/19/18 14:10	1
PCB-1221	ND		0.24	0.047	mg/Kg	☼	03/16/18 08:54	03/19/18 14:10	1
PCB-1232	ND		0.24	0.047	mg/Kg	☼	03/16/18 08:54	03/19/18 14:10	1
PCB-1242	ND		0.24	0.047	mg/Kg	☼	03/16/18 08:54	03/19/18 14:10	1
PCB-1248	ND		0.24	0.047	mg/Kg	☼	03/16/18 08:54	03/19/18 14:10	1
PCB-1254	ND		0.24	0.11	mg/Kg	☼	03/16/18 08:54	03/19/18 14:10	1
PCB-1260	ND	~~F2~~	0.24	0.11	mg/Kg	☼	03/16/18 08:54	03/19/18 14:10	1

Surrogate	*%Recovery*	*Qualifier*	*Limits*	*Prepared*	*Analyzed*	*Dil Fac*
Tetrachloro-m-xylene	*87*		*60 - 154*	*03/16/18 08:54*	*03/19/18 14:10*	*1*
Tetrachloro-m-xylene	*72*		*60 - 154*	*03/16/18 08:54*	*03/19/18 14:10*	*1*
DCB Decachlorobiphenyl	*68*		*65 - 174*	*03/16/18 08:54*	*03/19/18 14:10*	*1*
DCB Decachlorobiphenyl	*75*		*65 - 174*	*03/16/18 08:54*	*03/19/18 14:10*	*1*

Client Sample ID: SB-12 (6-8)

Lab Sample ID: 480-132691-5
Date Collected: 03/15/18 08:45
Matrix: Solid
Date Received: 03/15/18 16:45
Percent Solids: 86.2

Method: 8082A - Polychlorinated Biphenyls (PCBs) by Gas Chromatography

Analyte	Result	Qualifier	RL	MDL	Unit	D	Prepared	Analyzed	Dil Fac
PCB-1016	ND		0.24	0.046	mg/Kg	☼	03/16/18 08:54	03/19/18 15:14	1
PCB-1221	ND		0.24	0.046	mg/Kg	☼	03/16/18 08:54	03/19/18 15:14	1
PCB-1232	ND		0.24	0.046	mg/Kg	☼	03/16/18 08:54	03/19/18 15:14	1
PCB-1242	ND		0.24	0.046	mg/Kg	☼	03/16/18 08:54	03/19/18 15:14	1
PCB-1248	ND		0.24	0.046	mg/Kg	☼	03/16/18 08:54	03/19/18 15:14	1
PCB-1254	ND		0.24	0.11	mg/Kg	☼	03/16/18 08:54	03/19/18 15:14	1
PCB-1260	ND		0.24	0.11	mg/Kg	☼	03/16/18 08:54	03/19/18 15:14	1

Surrogate	*%Recovery*	*Qualifier*	*Limits*	*Prepared*	*Analyzed*	*Dil Fac*
Tetrachloro-m-xylene	*110*		*60 - 154*	*03/16/18 08:54*	*03/19/18 15:14*	*1*
Tetrachloro-m-xylene	*94*		*60 - 154*	*03/16/18 08:54*	*03/19/18 15:14*	*1*
DCB Decachlorobiphenyl	*88*		*65 - 174*	*03/16/18 08:54*	*03/19/18 15:14*	*1*
DCB Decachlorobiphenyl	*103*		*65 - 174*	*03/16/18 08:54*	*03/19/18 15:14*	*1*

Client Sample ID: SB-12 (8-10)

Lab Sample ID: 480-132691-6

Date Collected: 03/15/18 09:00
Matrix: Solid
Date Received: 03/15/18 16:45
Percent Solids: 84.8

Method: 8082A - Polychlorinated Biphenyls (PCBs) by Gas Chromatography

Analyte	Result	Qualifier	RL	MDL	Unit	D	Prepared	Analyzed	Dil Fac
PCB-1016	ND		0.26	0.050	mg/Kg	☼	03/16/18 08:54	03/19/18 15:30	1
PCB-1221	ND		0.26	0.050	mg/Kg	☼	03/16/18 08:54	03/19/18 15:30	1
PCB-1232	ND		0.26	0.050	mg/Kg	☼	03/16/18 08:54	03/19/18 15:30	1
PCB-1242	ND		0.26	0.050	mg/Kg	☼	03/16/18 08:54	03/19/18 15:30	1
PCB-1248	ND		0.26	0.050	mg/Kg	☼	03/16/18 08:54	03/19/18 15:30	1
PCB-1254	ND		0.26	0.12	mg/Kg	☼	03/16/18 08:54	03/19/18 15:30	1
PCB-1260	ND		0.26	0.12	mg/Kg	☼	03/16/18 08:54	03/19/18 15:30	1

Surrogate	*%Recovery*	*Qualifier*	*Limits*	*Prepared*	*Analyzed*	*Dil Fac*
Tetrachloro-m-xylene	*94*		*60 - 154*	*03/16/18 08:54*	*03/19/18 15:30*	*1*
Tetrachloro-m-xylene	*80*		*60 - 154*	*03/16/18 08:54*	*03/19/18 15:30*	*1*
DCB Decachlorobiphenyl	*79*		*65 - 174*	*03/16/18 08:54*	*03/19/18 15:30*	*1*
DCB Decachlorobiphenyl	*92*		*65 - 174*	*03/16/18 08:54*	*03/19/18 15:30*	*1*

Client Sample ID: SB-12 (10-12)

Lab Sample ID: 480-132691-7

Date Collected: 03/15/18 09:15
Matrix: Solid
Date Received: 03/15/18 16:45
Percent Solids: 84.9

Method: 8082A - Polychlorinated Biphenyls (PCBs) by Gas Chromatography

Analyte	Result	Qualifier	RL	MDL	Unit	D	Prepared	Analyzed	Dil Fac
PCB-1016	ND		0.23	0.045	mg/Kg	☼	03/16/18 08:54	03/19/18 15:46	1
PCB-1221	ND		0.23	0.045	mg/Kg	☼	03/16/18 08:54	03/19/18 15:46	1
PCB-1232	ND		0.23	0.045	mg/Kg	☼	03/16/18 08:54	03/19/18 15:46	1
PCB-1242	ND		0.23	0.045	mg/Kg	☼	03/16/18 08:54	03/19/18 15:46	1
PCB-1248	ND		0.23	0.045	mg/Kg	☼	03/16/18 08:54	03/19/18 15:46	1
PCB-1254	ND		0.23	0.11	mg/Kg	☼	03/16/18 08:54	03/19/18 15:46	1
PCB-1260	ND		0.23	0.11	mg/Kg	☼	03/16/18 08:54	03/19/18 15:46	1

Surrogate	*%Recovery*	*Qualifier*	*Limits*	*Prepared*	*Analyzed*	*Dil Fac*
Tetrachloro-m-xylene	*86*		*60 - 154*	*03/16/18 08:54*	*03/19/18 15:46*	*1*
Tetrachloro-m-xylene	*77*		*60 - 154*	*03/16/18 08:54*	*03/19/18 15:46*	*1*
DCB Decachlorobiphenyl	*72*		*65 - 174*	*03/16/18 08:54*	*03/19/18 15:46*	*1*
DCB Decachlorobiphenyl	*84*		*65 - 174*	*03/16/18 08:54*	*03/19/18 15:46*	*1*

Client Sample ID: SB-13 (0-1)

Lab Sample ID: 480-132691-8

Date Collected: 03/15/18 09:30
Matrix: Solid
Date Received: 03/15/18 16:45
Percent Solids: 78.8

Method: 8082A - Polychlorinated Biphenyls (PCBs) by Gas Chromatography

Analyte	Result	Qualifier	RL	MDL	Unit	D	Prepared	Analyzed	Dil Fac
PCB-1016	ND		0.24	0.047	mg/Kg	☼	03/16/18 08:54	03/19/18 16:02	1
PCB-1221	ND		0.24	0.047	mg/Kg	☼	03/16/18 08:54	03/19/18 16:02	1
PCB-1232	ND		0.24	0.047	mg/Kg	☼	03/16/18 08:54	03/19/18 16:02	1
PCB-1242	ND		0.24	0.047	mg/Kg	☼	03/16/18 08:54	03/19/18 16:02	1
PCB-1248	ND		0.24	0.047	mg/Kg	☼	03/16/18 08:54	03/19/18 16:02	1
PCB-1254	ND		0.24	0.11	mg/Kg	☼	03/16/18 08:54	03/19/18 16:02	1
PCB-1260	**0.60**		0.24	0.11	mg/Kg	☼	03/16/18 08:54	03/19/18 16:02	1

Surrogate	*%Recovery*	*Qualifier*	*Limits*	*Prepared*	*Analyzed*	*Dil Fac*
Tetrachloro-m-xylene	*108*		*60 - 154*	*03/16/18 08:54*	*03/19/18 16:02*	*1*
Tetrachloro-m-xylene	*88*		*60 - 154*	*03/16/18 08:54*	*03/19/18 16:02*	*1*

Client Sample ID: SB-13 (0-1)

Date Collected: 03/15/18 09:30
Date Received: 03/15/18 16:45

Lab Sample ID: 480-132691-8

Matrix: Solid
Percent Solids: 78.8

Method: 8082A - Polychlorinated Biphenyls (PCBs) by Gas Chromatography (Continued)

Surrogate	*%Recovery*	*Qualifier*	*Limits*	*Prepared*	*Analyzed*	*Dil Fac*
DCB Decachlorobiphenyl	*80*		*65 - 174*	*03/16/18 08:54*	*03/19/18 16:02*	*1*
DCB Decachlorobiphenyl	*94*		*65 - 174*	*03/16/18 08:54*	*03/19/18 16:02*	*1*

Client Sample ID: SB-13 (1-2)

Date Collected: 03/15/18 09:35
Date Received: 03/15/18 16:45

Lab Sample ID: 480-132691-9

Matrix: Solid
Percent Solids: 73.9

Method: 8082A - Polychlorinated Biphenyls (PCBs) by Gas Chromatography

Analyte	Result	Qualifier	RL	MDL	Unit	D	Prepared	Analyzed	Dil Fac
PCB-1016	ND		0.32	0.063	mg/Kg	☼	03/16/18 08:54	03/19/18 16:18	1
PCB-1221	ND		0.32	0.063	mg/Kg	☼	03/16/18 08:54	03/19/18 16:18	1
PCB-1232	ND		0.32	0.063	mg/Kg	☼	03/16/18 08:54	03/19/18 16:18	1
PCB-1242	ND		0.32	0.063	mg/Kg	☼	03/16/18 08:54	03/19/18 16:18	1
PCB-1248	ND		0.32	0.063	mg/Kg	☼	03/16/18 08:54	03/19/18 16:18	1
PCB-1254	ND		0.32	0.15	mg/Kg	☼	03/16/18 08:54	03/19/18 16:18	1
PCB-1260	**0.33**		0.32	0.15	mg/Kg	☼	03/16/18 08:54	03/19/18 16:18	1

Surrogate	*%Recovery*	*Qualifier*	*Limits*	*Prepared*	*Analyzed*	*Dil Fac*
Tetrachloro-m-xylene	*91*		*60 - 154*	*03/16/18 08:54*	*03/19/18 16:18*	*1*
Tetrachloro-m-xylene	*83*		*60 - 154*	*03/16/18 08:54*	*03/19/18 16:18*	*1*
DCB Decachlorobiphenyl	*75*		*65 - 174*	*03/16/18 08:54*	*03/19/18 16:18*	*1*
DCB Decachlorobiphenyl	*89*		*65 - 174*	*03/16/18 08:54*	*03/19/18 16:18*	*1*

Client Sample ID: SB-13 (2-4)

Date Collected: 03/15/18 09:45
Date Received: 03/15/18 16:45

Lab Sample ID: 480-132691-10

Matrix: Solid
Percent Solids: 82.1

Method: 8082A - Polychlorinated Biphenyls (PCBs) by Gas Chromatography

Analyte	Result	Qualifier	RL	MDL	Unit	D	Prepared	Analyzed	Dil Fac
PCB-1016	ND		0.30	0.058	mg/Kg	☼	03/16/18 08:54	03/19/18 16:34	1
PCB-1221	ND		0.30	0.058	mg/Kg	☼	03/16/18 08:54	03/19/18 16:34	1
PCB-1232	ND		0.30	0.058	mg/Kg	☼	03/16/18 08:54	03/19/18 16:34	1
PCB-1242	ND		0.30	0.058	mg/Kg	☼	03/16/18 08:54	03/19/18 16:34	1
PCB-1248	ND		0.30	0.058	mg/Kg	☼	03/16/18 08:54	03/19/18 16:34	1
PCB-1254	ND		0.30	0.14	mg/Kg	☼	03/16/18 08:54	03/19/18 16:34	1
PCB-1260	**0.14**	**J**	0.30	0.14	mg/Kg	☼	03/16/18 08:54	03/19/18 16:34	1

Surrogate	*%Recovery*	*Qualifier*	*Limits*	*Prepared*	*Analyzed*	*Dil Fac*
Tetrachloro-m-xylene	*100*		*60 - 154*	*03/16/18 08:54*	*03/19/18 16:34*	*1*
Tetrachloro-m-xylene	*87*		*60 - 154*	*03/16/18 08:54*	*03/19/18 16:34*	*1*
DCB Decachlorobiphenyl	*82*		*65 - 174*	*03/16/18 08:54*	*03/19/18 16:34*	*1*
DCB Decachlorobiphenyl	*94*		*65 - 174*	*03/16/18 08:54*	*03/19/18 16:34*	*1*

Client Sample ID: SB-13 (4-6)

Date Collected: 03/15/18 09:55
Date Received: 03/15/18 16:45

Lab Sample ID: 480-132691-11

Matrix: Solid
Percent Solids: 80.3

Method: 8082A - Polychlorinated Biphenyls (PCBs) by Gas Chromatography

Analyte	Result	Qualifier	RL	MDL	Unit	D	Prepared	Analyzed	Dil Fac
PCB-1016	ND		0.28	0.054	mg/Kg	☼	03/16/18 08:54	03/19/18 16:50	1

Client Sample ID: SB-13 (4-6)

Lab Sample ID: 480-132691-11

Date Collected: 03/15/18 09:55
Matrix: Solid
Date Received: 03/15/18 16:45
Percent Solids: 80.3

Method: 8082A - Polychlorinated Biphenyls (PCBs) by Gas Chromatography (Continued)

Analyte	Result	Qualifier	RL	MDL	Unit	D	Prepared	Analyzed	Dil Fac
PCB-1221	ND		0.28	0.054	mg/Kg	☼	03/16/18 08:54	03/19/18 16:50	1
PCB-1232	ND		0.28	0.054	mg/Kg	☼	03/16/18 08:54	03/19/18 16:50	1
PCB-1242	ND		0.28	0.054	mg/Kg	☼	03/16/18 08:54	03/19/18 16:50	1
PCB-1248	ND		0.28	0.054	mg/Kg	☼	03/16/18 08:54	03/19/18 16:50	1
PCB-1254	ND		0.28	0.13	mg/Kg	☼	03/16/18 08:54	03/19/18 16:50	1
PCB-1260	ND		0.28	0.13	mg/Kg	☼	03/16/18 08:54	03/19/18 16:50	1

Surrogate	*%Recovery*	*Qualifier*	*Limits*	*Prepared*	*Analyzed*	*Dil Fac*
Tetrachloro-m-xylene	*103*		*60 - 154*	*03/16/18 08:54*	*03/19/18 16:50*	*1*
Tetrachloro-m-xylene	*90*		*60 - 154*	*03/16/18 08:54*	*03/19/18 16:50*	*1*
DCB Decachlorobiphenyl	*87*		*65 - 174*	*03/16/18 08:54*	*03/19/18 16:50*	*1*
DCB Decachlorobiphenyl	*94*		*65 - 174*	*03/16/18 08:54*	*03/19/18 16:50*	*1*

Client Sample ID: SB-13 (6-8)

Lab Sample ID: 480-132691-12

Date Collected: 03/15/18 10:30
Matrix: Solid
Date Received: 03/15/18 16:45
Percent Solids: 85.0

Method: 8082A - Polychlorinated Biphenyls (PCBs) by Gas Chromatography

Analyte	Result	Qualifier	RL	MDL	Unit	D	Prepared	Analyzed	Dil Fac
PCB-1016	ND		0.25	0.048	mg/Kg	☼	03/16/18 08:54	03/19/18 17:06	1
PCB-1221	ND		0.25	0.048	mg/Kg	☼	03/16/18 08:54	03/19/18 17:06	1
PCB-1232	ND		0.25	0.048	mg/Kg	☼	03/16/18 08:54	03/19/18 17:06	1
PCB-1242	ND		0.25	0.048	mg/Kg	☼	03/16/18 08:54	03/19/18 17:06	1
PCB-1248	ND		0.25	0.048	mg/Kg	☼	03/16/18 08:54	03/19/18 17:06	1
PCB-1254	ND		0.25	0.12	mg/Kg	☼	03/16/18 08:54	03/19/18 17:06	1
PCB-1260	ND		0.25	0.12	mg/Kg	☼	03/16/18 08:54	03/19/18 17:06	1

Surrogate	*%Recovery*	*Qualifier*	*Limits*	*Prepared*	*Analyzed*	*Dil Fac*
Tetrachloro-m-xylene	*104*		*60 - 154*	*03/16/18 08:54*	*03/19/18 17:06*	*1*
Tetrachloro-m-xylene	*88*		*60 - 154*	*03/16/18 08:54*	*03/19/18 17:06*	*1*
DCB Decachlorobiphenyl	*85*		*65 - 174*	*03/16/18 08:54*	*03/19/18 17:06*	*1*
DCB Decachlorobiphenyl	*95*		*65 - 174*	*03/16/18 08:54*	*03/19/18 17:06*	*1*

Client Sample ID: SB-13 (8-10)

Lab Sample ID: 480-132691-13

Date Collected: 03/15/18 10:40
Matrix: Solid
Date Received: 03/15/18 16:45
Percent Solids: 86.2

Method: 8082A - Polychlorinated Biphenyls (PCBs) by Gas Chromatography

Analyte	Result	Qualifier	RL	MDL	Unit	D	Prepared	Analyzed	Dil Fac
PCB-1016	ND		0.26	0.051	mg/Kg	☼	03/16/18 08:54	03/19/18 17:22	1
PCB-1221	ND		0.26	0.051	mg/Kg	☼	03/16/18 08:54	03/19/18 17:22	1
PCB-1232	ND		0.26	0.051	mg/Kg	☼	03/16/18 08:54	03/19/18 17:22	1
PCB-1242	ND		0.26	0.051	mg/Kg	☼	03/16/18 08:54	03/19/18 17:22	1
PCB-1248	ND		0.26	0.051	mg/Kg	☼	03/16/18 08:54	03/19/18 17:22	1
PCB-1254	ND		0.26	0.12	mg/Kg	☼	03/16/18 08:54	03/19/18 17:22	1
PCB-1260	ND		0.26	0.12	mg/Kg	☼	03/16/18 08:54	03/19/18 17:22	1

Surrogate	*%Recovery*	*Qualifier*	*Limits*	*Prepared*	*Analyzed*	*Dil Fac*
Tetrachloro-m-xylene	*112*		*60 - 154*	*03/16/18 08:54*	*03/19/18 17:22*	*1*
Tetrachloro-m-xylene	*98*		*60 - 154*	*03/16/18 08:54*	*03/19/18 17:22*	*1*
DCB Decachlorobiphenyl	*92*		*65 - 174*	*03/16/18 08:54*	*03/19/18 17:22*	*1*

Client Sample ID: SB-13 (8-10)

Lab Sample ID: 480-132691-13
Date Collected: 03/15/18 10:40
Matrix: Solid
Date Received: 03/15/18 16:45
Percent Solids: 86.2

Method: 8082A - Polychlorinated Biphenyls (PCBs) by Gas Chromatography (Continued)

Surrogate	*%Recovery*	*Qualifier*	*Limits*	*Prepared*	*Analyzed*	*Dil Fac*
DCB Decachlorobiphenyl	*105*		*65 - 174*	*03/16/18 08:54*	*03/19/18 17:22*	*1*

Client Sample ID: SB-13 (10-12)

Lab Sample ID: 480-132691-14
Date Collected: 03/15/18 10:50
Matrix: Solid
Date Received: 03/15/18 16:45
Percent Solids: 84.2

Method: 8082A - Polychlorinated Biphenyls (PCBs) by Gas Chromatography

Analyte	Result	Qualifier	RL	MDL	Unit	D	Prepared	Analyzed	Dil Fac
PCB-1016	ND		0.29	0.056	mg/Kg	☼	03/16/18 08:54	03/19/18 17:38	1
PCB-1221	ND		0.29	0.056	mg/Kg	☼	03/16/18 08:54	03/19/18 17:38	1
PCB-1232	ND		0.29	0.056	mg/Kg	☼	03/16/18 08:54	03/19/18 17:38	1
PCB-1242	ND		0.29	0.056	mg/Kg	☼	03/16/18 08:54	03/19/18 17:38	1
PCB-1248	ND		0.29	0.056	mg/Kg	☼	03/16/18 08:54	03/19/18 17:38	1
PCB-1254	ND		0.29	0.13	mg/Kg	☼	03/16/18 08:54	03/19/18 17:38	1
PCB-1260	ND		0.29	0.13	mg/Kg	☼	03/16/18 08:54	03/19/18 17:38	1

Surrogate	*%Recovery*	*Qualifier*	*Limits*	*Prepared*	*Analyzed*	*Dil Fac*
Tetrachloro-m-xylene	*94*		*60 - 154*	*03/16/18 08:54*	*03/19/18 17:38*	*1*
Tetrachloro-m-xylene	*79*		*60 - 154*	*03/16/18 08:54*	*03/19/18 17:38*	*1*
DCB Decachlorobiphenyl	*78*		*65 - 174*	*03/16/18 08:54*	*03/19/18 17:38*	*1*
DCB Decachlorobiphenyl	*88*		*65 - 174*	*03/16/18 08:54*	*03/19/18 17:38*	*1*

Client Sample ID: SB-13 (12-14)

Lab Sample ID: 480-132691-15
Date Collected: 03/15/18 11:00
Matrix: Solid
Date Received: 03/15/18 16:45
Percent Solids: 84.3

Method: 8082A - Polychlorinated Biphenyls (PCBs) by Gas Chromatography

Analyte	Result	Qualifier	RL	MDL	Unit	D	Prepared	Analyzed	Dil Fac
PCB-1016	ND		0.24	0.047	mg/Kg	☼	03/16/18 08:54	03/19/18 17:54	1
PCB-1221	ND		0.24	0.047	mg/Kg	☼	03/16/18 08:54	03/19/18 17:54	1
PCB-1232	ND		0.24	0.047	mg/Kg	☼	03/16/18 08:54	03/19/18 17:54	1
PCB-1242	ND		0.24	0.047	mg/Kg	☼	03/16/18 08:54	03/19/18 17:54	1
PCB-1248	ND		0.24	0.047	mg/Kg	☼	03/16/18 08:54	03/19/18 17:54	1
PCB-1254	ND		0.24	0.11	mg/Kg	☼	03/16/18 08:54	03/19/18 17:54	1
PCB-1260	ND		0.24	0.11	mg/Kg	☼	03/16/18 08:54	03/19/18 17:54	1

Surrogate	*%Recovery*	*Qualifier*	*Limits*	*Prepared*	*Analyzed*	*Dil Fac*
Tetrachloro-m-xylene	*119*		*60 - 154*	*03/16/18 08:54*	*03/19/18 17:54*	*1*
Tetrachloro-m-xylene	*112*		*60 - 154*	*03/16/18 08:54*	*03/19/18 17:54*	*1*
DCB Decachlorobiphenyl	*98*		*65 - 174*	*03/16/18 08:54*	*03/19/18 17:54*	*1*
DCB Decachlorobiphenyl	*112*		*65 - 174*	*03/16/18 08:54*	*03/19/18 17:54*	*1*

Client Sample ID: SB-13 (14-16)

Lab Sample ID: 480-132691-16
Date Collected: 03/15/18 11:10
Matrix: Solid
Date Received: 03/15/18 16:45
Percent Solids: 84.2

Method: 8082A - Polychlorinated Biphenyls (PCBs) by Gas Chromatography

Analyte	Result	Qualifier	RL	MDL	Unit	D	Prepared	Analyzed	Dil Fac
PCB-1016	ND		0.22	0.042	mg/Kg	☼	03/16/18 08:54	03/19/18 18:10	1
PCB-1221	ND		0.22	0.042	mg/Kg	☼	03/16/18 08:54	03/19/18 18:10	1

Client Sample ID: SB-13 (14-16)

Date Collected: 03/15/18 11:10
Date Received: 03/15/18 16:45

Lab Sample ID: 480-132691-16

Matrix: Solid
Percent Solids: 84.2

Method: 8082A - Polychlorinated Biphenyls (PCBs) by Gas Chromatography (Continued)

Analyte	Result	Qualifier	RL	MDL	Unit	D	Prepared	Analyzed	Dil Fac
PCB-1232	ND		0.22	0.042	mg/Kg	☼	03/16/18 08:54	03/19/18 18:10	1
PCB-1242	ND		0.22	0.042	mg/Kg	☼	03/16/18 08:54	03/19/18 18:10	1
PCB-1248	ND		0.22	0.042	mg/Kg	☼	03/16/18 08:54	03/19/18 18:10	1
PCB-1254	ND		0.22	0.10	mg/Kg	☼	03/16/18 08:54	03/19/18 18:10	1
PCB-1260	ND		0.22	0.10	mg/Kg	☼	03/16/18 08:54	03/19/18 18:10	1

Surrogate	*%Recovery*	*Qualifier*	*Limits*	*Prepared*	*Analyzed*	*Dil Fac*
Tetrachloro-m-xylene	*98*		*60 - 154*	*03/16/18 08:54*	*03/19/18 18:10*	*1*
Tetrachloro-m-xylene	*83*		*60 - 154*	*03/16/18 08:54*	*03/19/18 18:10*	*1*
DCB Decachlorobiphenyl	*81*		*65 - 174*	*03/16/18 08:54*	*03/19/18 18:10*	*1*
DCB Decachlorobiphenyl	*92*		*65 - 174*	*03/16/18 08:54*	*03/19/18 18:10*	*1*

Client Sample ID: DUP-6-31518

Date Collected: 03/15/18 00:00
Date Received: 03/15/18 16:45

Lab Sample ID: 480-132691-17

Matrix: Solid
Percent Solids: 75.9

Method: 8082A - Polychlorinated Biphenyls (PCBs) by Gas Chromatography

Analyte	Result	Qualifier	RL	MDL	Unit	D	Prepared	Analyzed	Dil Fac
PCB-1016	ND		0.27	0.054	mg/Kg	☼	03/16/18 08:54	03/19/18 18:58	1
PCB-1221	ND		0.27	0.054	mg/Kg	☼	03/16/18 08:54	03/19/18 18:58	1
PCB-1232	ND		0.27	0.054	mg/Kg	☼	03/16/18 08:54	03/19/18 18:58	1
PCB-1242	ND		0.27	0.054	mg/Kg	☼	03/16/18 08:54	03/19/18 18:58	1
PCB-1248	ND		0.27	0.054	mg/Kg	☼	03/16/18 08:54	03/19/18 18:58	1
PCB-1254	ND		0.27	0.13	mg/Kg	☼	03/16/18 08:54	03/19/18 18:58	1
PCB-1260	**0.45**		0.27	0.13	mg/Kg	☼	03/16/18 08:54	03/19/18 18:58	1

Surrogate	*%Recovery*	*Qualifier*	*Limits*	*Prepared*	*Analyzed*	*Dil Fac*
Tetrachloro-m-xylene	*104*		*60 - 154*	*03/16/18 08:54*	*03/19/18 18:58*	*1*
Tetrachloro-m-xylene	*91*		*60 - 154*	*03/16/18 08:54*	*03/19/18 18:58*	*1*
DCB Decachlorobiphenyl	*83*		*65 - 174*	*03/16/18 08:54*	*03/19/18 18:58*	*1*
DCB Decachlorobiphenyl	*94*		*65 - 174*	*03/16/18 08:54*	*03/19/18 18:58*	*1*

Client Sample ID: RB-1-31518

Date Collected: 03/15/18 16:05
Date Received: 03/15/18 16:45

Lab Sample ID: 480-132691-18

Matrix: Water

Method: 8260C - Volatile Organic Compounds by GC/MS

Analyte	Result	Qualifier	RL	MDL	Unit	D	Prepared	Analyzed	Dil Fac
1,1,1-Trichloroethane	ND		1.0	0.82	ug/L			03/21/18 01:37	1
1,1,2,2-Tetrachloroethane	ND		1.0	0.21	ug/L			03/21/18 01:37	1
1,1,2-Trichloro-1,2,2-trifluoroethane	ND		1.0	0.31	ug/L			03/21/18 01:37	1
1,1,2-Trichloroethane	ND		1.0	0.23	ug/L			03/21/18 01:37	1
1,1-Dichloroethane	ND		1.0	0.38	ug/L			03/21/18 01:37	1
1,1-Dichloroethene	ND		1.0	0.29	ug/L			03/21/18 01:37	1
1,2,4-Trichlorobenzene	ND		1.0	0.41	ug/L			03/21/18 01:37	1
1,2-Dibromo-3-Chloropropane	ND		1.0	0.39	ug/L			03/21/18 01:37	1
1,2-Dibromoethane	ND		1.0	0.73	ug/L			03/21/18 01:37	1
1,2-Dichlorobenzene	ND		1.0	0.79	ug/L			03/21/18 01:37	1
1,2-Dichloroethane	ND		1.0	0.21	ug/L			03/21/18 01:37	1
1,2-Dichloropropane	ND		1.0	0.72	ug/L			03/21/18 01:37	1

Client Sample ID: RB-1-31518
Date Collected: 03/15/18 16:05
Date Received: 03/15/18 16:45

Lab Sample ID: 480-132691-18
Matrix: Water

Method: 8260C - Volatile Organic Compounds by GC/MS (Continued)

Analyte	Result	Qualifier	RL	MDL	Unit	D	Prepared	Analyzed	Dil Fac
1,3-Dichlorobenzene	ND		1.0	0.78	ug/L			03/21/18 01:37	1
1,4-Dichlorobenzene	ND		1.0	0.84	ug/L			03/21/18 01:37	1
2-Butanone (MEK)	ND		10	1.3	ug/L			03/21/18 01:37	1
2-Hexanone	ND		5.0	1.2	ug/L			03/21/18 01:37	1
4-Methyl-2-pentanone (MIBK)	ND		5.0	2.1	ug/L			03/21/18 01:37	1
Acetone	ND		10	3.0	ug/L			03/21/18 01:37	1
Benzene	ND		1.0	0.41	ug/L			03/21/18 01:37	1
Bromodichloromethane	ND		1.0	0.39	ug/L			03/21/18 01:37	1
Bromoform	ND		1.0	0.26	ug/L			03/21/18 01:37	1
Bromomethane	ND		1.0	0.69	ug/L			03/21/18 01:37	1
Carbon disulfide	ND		1.0	0.19	ug/L			03/21/18 01:37	1
Carbon tetrachloride	ND		1.0	0.27	ug/L			03/21/18 01:37	1
Chlorobenzene	ND		1.0	0.75	ug/L			03/21/18 01:37	1
Chloroethane	ND		1.0	0.32	ug/L			03/21/18 01:37	1
Chloroform	ND		1.0	0.34	ug/L			03/21/18 01:37	1
Chloromethane	ND		1.0	0.35	ug/L			03/21/18 01:37	1
cis-1,2-Dichloroethene	ND		1.0	0.81	ug/L			03/21/18 01:37	1
cis-1,3-Dichloropropene	ND		1.0	0.36	ug/L			03/21/18 01:37	1
Cyclohexane	ND		1.0	0.18	ug/L			03/21/18 01:37	1
Dibromochloromethane	ND		1.0	0.32	ug/L			03/21/18 01:37	1
Dichlorodifluoromethane	ND		1.0	0.68	ug/L			03/21/18 01:37	1
Ethylbenzene	ND		1.0	0.74	ug/L			03/21/18 01:37	1
Isopropylbenzene	ND		1.0	0.79	ug/L			03/21/18 01:37	1
Methyl acetate	ND		2.5	1.3	ug/L			03/21/18 01:37	1
Methyl tert-butyl ether	ND		1.0	0.16	ug/L			03/21/18 01:37	1
Methylcyclohexane	ND		1.0	0.16	ug/L			03/21/18 01:37	1
Methylene Chloride	ND		1.0	0.44	ug/L			03/21/18 01:37	1
Styrene	ND		1.0	0.73	ug/L			03/21/18 01:37	1
Tetrachloroethene	ND		1.0	0.36	ug/L			03/21/18 01:37	1
Toluene	ND		1.0	0.51	ug/L			03/21/18 01:37	1
trans-1,2-Dichloroethene	ND		1.0	0.90	ug/L			03/21/18 01:37	1
trans-1,3-Dichloropropene	ND		1.0	0.37	ug/L			03/21/18 01:37	1
Trichloroethene	ND		1.0	0.46	ug/L			03/21/18 01:37	1
Trichlorofluoromethane	ND		1.0	0.88	ug/L			03/21/18 01:37	1
Vinyl chloride	ND		1.0	0.90	ug/L			03/21/18 01:37	1
Xylenes, Total	ND		2.0	0.66	ug/L			03/21/18 01:37	1

Surrogate	*%Recovery*	*Qualifier*	*Limits*	*Prepared*	*Analyzed*	*Dil Fac*
1,2-Dichloroethane-d4 (Surr)	*92*		*77 - 120*		*03/21/18 01:37*	*1*
4-Bromofluorobenzene (Surr)	*104*		*73 - 120*		*03/21/18 01:37*	*1*
Dibromofluoromethane (Surr)	*92*		*75 - 123*		*03/21/18 01:37*	*1*
Toluene-d8 (Surr)	*105*		*80 - 120*		*03/21/18 01:37*	*1*

Method: 8082A - Polychlorinated Biphenyls (PCBs) by Gas Chromatography

Analyte	Result	Qualifier	RL	MDL	Unit	D	Prepared	Analyzed	Dil Fac
PCB-1016	ND		0.50	0.18	ug/L		03/20/18 14:55	03/21/18 17:15	1
PCB-1221	ND		0.50	0.18	ug/L		03/20/18 14:55	03/21/18 17:15	1
PCB-1232	ND		0.50	0.18	ug/L		03/20/18 14:55	03/21/18 17:15	1
PCB-1242	ND		0.50	0.18	ug/L		03/20/18 14:55	03/21/18 17:15	1
PCB-1248	ND		0.50	0.18	ug/L		03/20/18 14:55	03/21/18 17:15	1

Client Sample ID: RB-1-31518

Lab Sample ID: 480-132691-18

Date Collected: 03/15/18 16:05

Matrix: Water

Date Received: 03/15/18 16:45

Method: 8082A - Polychlorinated Biphenyls (PCBs) by Gas Chromatography (Continued)

Analyte	Result	Qualifier	RL	MDL	Unit	D	Prepared	Analyzed	Dil Fac
PCB-1254	ND		0.50	0.25	ug/L		03/20/18 14:55	03/21/18 17:15	1
PCB-1260	ND		0.50	0.25	ug/L		03/20/18 14:55	03/21/18 17:15	1

Surrogate	*%Recovery*	*Qualifier*	*Limits*	*Prepared*	*Analyzed*	*Dil Fac*
Tetrachloro-m-xylene	*94*		*39 - 121*	*03/20/18 14:55*	*03/21/18 17:15*	*1*
Tetrachloro-m-xylene	*92*		*39 - 121*	*03/20/18 14:55*	*03/21/18 17:15*	*1*
DCB Decachlorobiphenyl	*76*		*19 - 120*	*03/20/18 14:55*	*03/21/18 17:15*	*1*
DCB Decachlorobiphenyl	*84*		*19 - 120*	*03/20/18 14:55*	*03/21/18 17:15*	*1*

Client Sample ID: TB-1-31518

Lab Sample ID: 480-132691-19

Date Collected: 03/15/18 00:00

Matrix: Water

Date Received: 03/15/18 16:45

Method: 8260C - Volatile Organic Compounds by GC/MS

Analyte	Result	Qualifier	RL	MDL	Unit	D	Prepared	Analyzed	Dil Fac
1,1,1-Trichloroethane	ND		1.0	0.82	ug/L			03/21/18 02:04	1
1,1,2,2-Tetrachloroethane	ND		1.0	0.21	ug/L			03/21/18 02:04	1
1,1,2-Trichloro-1,2,2-trifluoroethane	ND		1.0	0.31	ug/L			03/21/18 02:04	1
1,1,2-Trichloroethane	ND		1.0	0.23	ug/L			03/21/18 02:04	1
1,1-Dichloroethane	ND		1.0	0.38	ug/L			03/21/18 02:04	1
1,1-Dichloroethene	ND		1.0	0.29	ug/L			03/21/18 02:04	1
1,2,4-Trichlorobenzene	ND		1.0	0.41	ug/L			03/21/18 02:04	1
1,2-Dibromo-3-Chloropropane	ND		1.0	0.39	ug/L			03/21/18 02:04	1
1,2-Dibromoethane	ND		1.0	0.73	ug/L			03/21/18 02:04	1
1,2-Dichlorobenzene	ND		1.0	0.79	ug/L			03/21/18 02:04	1
1,2-Dichloroethane	ND		1.0	0.21	ug/L			03/21/18 02:04	1
1,2-Dichloropropane	ND		1.0	0.72	ug/L			03/21/18 02:04	1
1,3-Dichlorobenzene	ND		1.0	0.78	ug/L			03/21/18 02:04	1
1,4-Dichlorobenzene	ND		1.0	0.84	ug/L			03/21/18 02:04	1
2-Butanone (MEK)	ND		10	1.3	ug/L			03/21/18 02:04	1
2-Hexanone	ND		5.0	1.2	ug/L			03/21/18 02:04	1
4-Methyl-2-pentanone (MIBK)	ND		5.0	2.1	ug/L			03/21/18 02:04	1
Acetone	ND		10	3.0	ug/L			03/21/18 02:04	1
Benzene	ND		1.0	0.41	ug/L			03/21/18 02:04	1
Bromodichloromethane	ND		1.0	0.39	ug/L			03/21/18 02:04	1
Bromoform	ND		1.0	0.26	ug/L			03/21/18 02:04	1
Bromomethane	ND		1.0	0.69	ug/L			03/21/18 02:04	1
Carbon disulfide	ND		1.0	0.19	ug/L			03/21/18 02:04	1
Carbon tetrachloride	ND		1.0	0.27	ug/L			03/21/18 02:04	1
Chlorobenzene	ND		1.0	0.75	ug/L			03/21/18 02:04	1
Chloroethane	ND		1.0	0.32	ug/L			03/21/18 02:04	1
Chloroform	ND		1.0	0.34	ug/L			03/21/18 02:04	1
Chloromethane	ND		1.0	0.35	ug/L			03/21/18 02:04	1
cis-1,2-Dichloroethene	ND		1.0	0.81	ug/L			03/21/18 02:04	1
cis-1,3-Dichloropropene	ND		1.0	0.36	ug/L			03/21/18 02:04	1
Cyclohexane	ND		1.0	0.18	ug/L			03/21/18 02:04	1
Dibromochloromethane	ND		1.0	0.32	ug/L			03/21/18 02:04	1
Dichlorodifluoromethane	ND		1.0	0.68	ug/L			03/21/18 02:04	1
Ethylbenzene	ND		1.0	0.74	ug/L			03/21/18 02:04	1
Isopropylbenzene	ND		1.0	0.79	ug/L			03/21/18 02:04	1

Client Sample ID: TB-1-31518
Date Collected: 03/15/18 00:00
Date Received: 03/15/18 16:45

Lab Sample ID: 480-132691-19
Matrix: Water

Method: 8260C - Volatile Organic Compounds by GC/MS (Continued)

Analyte	Result	Qualifier	RL	MDL	Unit	D	Prepared	Analyzed	Dil Fac
Methyl acetate	ND		2.5	1.3	ug/L			03/21/18 02:04	1
Methyl tert-butyl ether	ND		1.0	0.16	ug/L			03/21/18 02:04	1
Methylcyclohexane	ND		1.0	0.16	ug/L			03/21/18 02:04	1
Methylene Chloride	ND		1.0	0.44	ug/L			03/21/18 02:04	1
Styrene	ND		1.0	0.73	ug/L			03/21/18 02:04	1
Tetrachloroethene	ND		1.0	0.36	ug/L			03/21/18 02:04	1
Toluene	ND		1.0	0.51	ug/L			03/21/18 02:04	1
trans-1,2-Dichloroethene	ND		1.0	0.90	ug/L			03/21/18 02:04	1
trans-1,3-Dichloropropene	ND		1.0	0.37	ug/L			03/21/18 02:04	1
Trichloroethene	ND		1.0	0.46	ug/L			03/21/18 02:04	1
Trichlorofluoromethane	ND		1.0	0.88	ug/L			03/21/18 02:04	1
Vinyl chloride	ND		1.0	0.90	ug/L			03/21/18 02:04	1
Xylenes, Total	ND		2.0	0.66	ug/L			03/21/18 02:04	1

Surrogate	*%Recovery*	*Qualifier*	*Limits*	*Prepared*	*Analyzed*	*Dil Fac*
1,2-Dichloroethane-d4 (Surr)	*91*		*77 - 120*		*03/21/18 02:04*	*1*
4-Bromofluorobenzene (Surr)	*104*		*73 - 120*		*03/21/18 02:04*	*1*
Dibromofluoromethane (Surr)	*95*		*75 - 123*		*03/21/18 02:04*	*1*
Toluene-d8 (Surr)	*106*		*80 - 120*		*03/21/18 02:04*	*1*

ARCADIS Design & Consultancy for natural and built assets

General Electric Company

Buffalo Service Shop

Tonawanda, New York

NYSDEC ID 915244; EPA ID NYD067539940

DATA USABILITY SUMMARY REPORT

Volatile Organic Compound (VOC) and Polychlorinated Biphenyl (PCB) Analyses

SDG #480-132777-1, and -2

Analyses Performed By:
TestAmerica Laboratories, Inc.
Amherst, New York

Report #29577R
Review Level: Tier III
Project: AP013103.1000.1000B

SUMMARY

This Data Usability Summary Report (DUSR) summarizes the review of Sample Delivery Groups (SDGs) #480-132777-1, and -2 for samples collected in association with The General Electric Company (GE) Buffalo Service Shop in Tonawanda, NY (NYSDEC ID 915244; EPA ID NYD067539940). The review was conducted as a Tier III evaluation and included review of laboratory analytical data package completeness. Field documentation was not included in this review. Included with this assessment are the post-validation annotated sample result sheets, and chain of custody (COC). Analyses were performed for volatile organic compounds (VOCs) and polychlorinated biphenyls (PCBs) on the following samples:

SDG	Sample ID	Lab ID	Matrix	Sample Collection Date	Parent Sample	Analysis	
						VOC	PCB
480-132777-1	SB-14 (6-8)	480-132777-5	Soil	3/16/2018		X	
480-132777-2	SB-14 (0-1)	480-132777-1	Soil	3/16/2018			X
	SB-14 (1-2)	480-132777-2	Soil	3/16/2018			X
	SB-14 (6-8)	480-132777-5	Soil	3/16/2018			X
	TB-1-31618	480-132777-8	Water	3/16/2018		X	
	RB-1-31618	480-132777-9	Water	3/16/2018		X	X

LABORATORY ANALYTICAL DATA PACKAGE DOCUMENTATION

The table below is the evaluation of the laboratory analytical data package completeness.

Items Reviewed	Reported		Performance Acceptable		Not Required
	No	Yes	No	Yes	
1. Sample receipt condition		X		X	
2. Requested analyses and sample results		X		X	
3. Master tracking list		X		X	
4. Methods of analysis		X		X	
5. Reporting limits		X		X	
6. Sample collection date		X		X	
7. Laboratory sample received date		X		X	
8. Sample preservation verification (as applicable)		X		X	
9. Sample preparation/extraction/analysis dates		X		X	
10. Fully executed COC form		X		X	
11. Narrative summary of quality assurance (QA) or sample problems provided		X		X	
12. Data Package Completeness and Compliance		X		X	

ORGANIC ANALYSIS INTRODUCTION

VOC and PCB analyses were performed according to United States Environmental Protection Agency (USEPA) SW-846 Methods 8260C and 8082A, respectively. Data were reviewed in accordance with the USEPA Region II validation guidelines *Validating Volatile Organic Compounds by Gas Chromatography/Mass Spectrometry SW-846 Method 8260B* (SOP #HW-24, October 2006) and *Validating PCB Compounds by Gas Chromatography SW-846 Method 8082A* (SOP #HW-45, October 2006); the USEPA *National Functional Guidelines for Organic Superfund Methods Data Review* (January 2017); USEPA *Contract Laboratory Program National Functional Guidelines for Organic Data Review* (October 1999); and the *RCRA Facility Investigation Work Plan for Sub-Slab Soils, Buffalo Service Shop* (November 2017).

The data review process is an evaluation of data on a technical basis rather than a determination of contract compliance. As such, the standards against which the data are being weighed may differ from those specified in the analytical method. It is assumed that the data package represents the best efforts of the laboratory and had already been subjected to adequate and sufficient quality review prior to submission.

During the review process, laboratory qualified and unqualified data are verified against the supporting documentation. Based on this evaluation, qualifier codes may be added, deleted, or modified by the data reviewer. Results are qualified with the following codes in accordance with USEPA National Functional Guidelines:

- Concentration (C) Qualifiers
  - U The compound was analyzed for but not detected. The associated value is the compound quantitation limit.
  - B The compound has been found in the sample as well as its associated blank, its presence in the sample may be suspect.
- Quantitation (Q) Qualifiers
  - E The compound was quantitated above the calibration range.
  - D Concentration is based on a diluted sample analysis.
- Validation Qualifiers
  - J The compound was positively identified; however, the associated numerical value is an estimated concentration only.
  - UJ The compound was not detected above the reported sample quantitation limit. However, the reported limit is approximate and may or may not represent the actual limit of quantitation.
  - JN The analysis indicates the presence of a compound for which there is presumptive evidence to make a tentative identification. The associated numerical value is an estimated concentration only.
  - UB Compound considered non-detect at the listed value due to associated blank contamination.
  - N The analysis indicates the presence of a compound for which there is presumptive evidence to make a tentative identification.
  - R The sample results are rejected.

The "R" flag means that the associated value is unusable. In other words, due to significant quality control (QC) problems, the analysis is invalid and provides no information as to whether the compound is present or not. "R" values should not appear on data tables because they cannot be relied upon. It is also important to note that while strict QC serves to increase confidence in data, any value potentially contains error.

VOLATILE ORGANIC COMPOUND ANALYSES

1. Holding Times

The specified holding times for the following methods are presented in the following table.

Method	Matrix	Holding Time	Preservation
SW-846 8260C	Water	14 days from collection to analysis	Cool to <6°C; preserved to a pH of less than 2
	Soil	48 hours from collection to extraction and 14 days from extraction to analysis	Cool to <6 °C.

The samples were received above temperature criteria at 9.9°C; however, the samples were received on ice and the cooling process had begun. Therefore, no qualification of the sample results was necessary.

All samples were analyzed within the specified holding time criteria.

2. Blank Contamination

QA blanks (i.e., method and rinse blanks) are prepared to identify contamination which may have been introduced into the samples during sample preparation or field activity. Method blanks measure laboratory contamination. Rinse blanks measure contamination of samples during field operations.

A blank action level (BAL) of five times the concentration of a detected compound in an associated blank (common laboratory contaminant compounds methylene chloride, 2-butanone, and acetone are calculated at ten times) is calculated for QA blanks containing concentrations greater than the method detection limit (MDL). The BAL is compared to the associated sample results to determine if qualification of the sample results is appropriate.

Compounds were not detected above the MDL in the associated blanks; therefore, detected sample results were not associated with blank contamination and no qualification of the sample results was required.

3. Mass Spectrometer Tuning

Mass spectrometer performance was acceptable and all analyses were performed within a 12-hour tune clock.

System performance and column resolution were acceptable.

4. Calibration

Satisfactory instrument calibration is established to ensure that the instrument is capable of producing acceptable quantitative data. An initial calibration demonstrates that the instrument is capable of acceptable performance at the beginning of an experimental sequence. The continuing calibration verifies that the instrument daily performance is satisfactory.

4.1 Initial Calibration

The method specifies percent relative standard deviation (%RSD) and relative response factor (RRF) limits for select compounds only. A technical review of the data applies limits to all compounds with no exceptions.

All target compounds associated with the initial calibration standards must exhibit a %RSD less than the control limit (20%) or a correlation coefficient greater than 0.99 and an RRF value greater than control limit (0.05).

All compounds associated with the initial calibrations were within the specified control limits.

4.2 Continuing Calibration

All target compounds associated with the continuing calibration verification (CCV) standard must exhibit a percent difference (%D) less than the control limit (20%) and RRF value greater than control limit (0.05).

All compounds associated with the continuing calibrations were within the specified control limits.

5. Surrogates/System Monitoring Compounds

All samples to be analyzed for organic compounds are spiked with surrogate compounds prior to sample preparation to evaluate overall laboratory performance and efficiency of the analytical technique. VOC analysis requires that all surrogates associated with the analysis exhibit recoveries within the laboratory-established acceptance limits.

All surrogate recoveries were within control limits.

6. Internal Standard Performance

Internal standard performance criteria ensure that the GC/MS sensitivity and response are stable during every sample analysis. The criterion requires the internal standard compounds associated with the VOC exhibit area counts that are not greater than two times (+100%) or less than one-half (-50%) of the area counts of the associated continuing calibration standard.

All internal standard responses were within control limits.

7. Matrix Spike/Matrix Spike Duplicate Analysis

Matrix Spike/Matrix Spike Duplicate (MS/MSD) data are used to assess the precision and accuracy of the analytical method. The compounds used to perform the MS/MSD analysis must exhibit a percent recovery within the laboratory-established acceptance limits. The relative percent difference (RPD) between the MS/MSD recoveries must be within the laboratory-established acceptance limits.

Note: The MS/MSD recovery control limits do not apply for MS/MSD performed on sample locations where the compound concentration detected in the parent sample exceeds the MS/MSD concentration by a factor of four or greater.

Sample locations associated with the MS/MSD exhibiting recoveries outside of the control limits are presented in the following table.

Sample Locations	Compound	MS Recovery	MSD Recovery
SB-14 (6-8)	1,1,2,2-Tetrachloroethane	AC	<LL but >10%
	Dichlorodifluoromethane	<LL but >10%	<10%

Note:

AC Acceptable

The criteria used to evaluate the MS/MSD recoveries are presented in the following table. In the case of an MS/MSD deviation, the sample results are qualified as documented in the table below.

Control Limit	Sample Result	Qualification
> the upper control limit (UL)	Non-detect	No Action
	Detect	J
< the lower control limit (LL) but > 10%	Non-detect	UJ
	Detect	J
< 10%	Non-detect	R
	Detect	J

Sample locations associated with MS/MSD recoveries exhibiting an RPD greater than of the control limit presented in the following table.

Sample Locations	Compound
SB-14 (6-8)	Dichlorodifluoromethane

The criteria used to evaluate the RPD between the MS/MSD recoveries are presented in the following table. In the case of an RPD deviation, the sample results are qualified as documented in the table below.

Control Limit	Sample Result	Qualification
> UL	Non-detect	UJ
	Detect	J

8. Laboratory Control Sample Analysis

The Laboratory Control Sample (LCS) analysis is used to assess the accuracy of the analytical method independent of matrix interferences. The compounds associated with the LCS analysis must exhibit a percent recovery within the laboratory-established acceptance limits.

All compounds associated with the LCS analysis exhibited recoveries within the acceptance limits.

9. Field Duplicate Analysis

Field duplicate analysis is used to assess the overall precision of the field sampling procedures and analytical method. For soil matrices, a control limit of 50% is applied to the RPD between the parent sample and the field duplicate. In the instance when the parent and/or duplicate sample concentrations are less than or equal to 5 times the reporting limit (RL), a control limit of three times the RL is applied for soil matrices.

A field duplicate was not performed on a sample within this data set.

10. Compound Identification

Compounds are identified on the gas chromatography/mass spectrometry (GC/MS) by using the analytes relative retention time and ion spectra.

All identified compounds met the specified criteria.

11. System Performance and Overall Assessment

Overall system performance was acceptable. Other than for those deviations specifically mentioned in this review, the overall data quality is within the guidelines specified in the method.

DATA VALIDATION CHECKLIST FOR VOCs

VOCs: SW-846 8260C	Reported		Performance Acceptable		Not Required
	No	Yes	No	Yes	
GAS CHROMATOGRAPHY/MASS SPECTROMETRY (GC/MS)					
Tier II Validation					
Holding times		X		X	
Reporting limits (units)		X		X	
Blanks					
A. Method blanks		X		X	
B. Equipment blanks		X		X	
C. Trip blanks		X		X	
Laboratory Control Sample (LCS) %R		X		X	
Laboratory Control Sample Duplicate (LCSD) %R	X				X
LCS/LCSD Precision (RPD)	X				X
Matrix Spike (MS) %R		X	X		
Matrix Spike Duplicate (MSD) %R		X	X		
MS/MSD Precision (RPD)		X	X		
Field/Lab Duplicate (RPD)	X				X
Surrogate Spike Recoveries		X		X	
Dilution Factor		X		X	
Moisture Content		X		X	
Tier III Validation					
System performance and column resolution		X		X	
Initial calibration %RSDs		X		X	
Continuing calibration RRFs		X		X	
Continuing calibration %Ds		X		X	
Instrument tune and performance check		X		X	
Ion abundance criteria for each instrument used		X		X	
Internal standard		X		X	
Compound identification and quantitation					
A. Reconstructed ion chromatograms		X		X	
B. Quantitation Reports		X		X	

VOCs: SW-846 8260C	Reported		Performance Acceptable		Not Required
	No	Yes	No	Yes	
GAS CHROMATOGRAPHY/MASS SPECTROMETRY (GC/MS)					
C. RT of sample compounds within the established RT windows		X		X	
D. Transcription/calculation errors present		X		X	
E. Reporting limits adjusted to reflect sample dilutions		X		X	

Notes:

%RSD Percent Relative standard deviation
%R Percent recovery
%D Percent difference
RPD Relative percent difference
RT Retention time
RRF Relative response factor

POLYCHLORINATED BIPHENYL ANALYSES

1. Holding Times

The specified holding times for the following methods are presented in the following table.

Method	Matrix	Holding Time	Preservation
SW-846 8082A	Water	7 days from collection to extraction and 40 days from extraction to analysis	Cool to <6°C
	Soil	14 days from collection to extraction and 40 days from extraction to analysis	Cool to <6 °C

Note:
The holding times above are recommendations. PCBs are very stable in a variety of matrices, and holding times, under the conditions listed above, may be as long as a year per SW-846 8082A (February 2007).

The samples were received above temperature criteria at 9.9°C; however, the samples were received on ice and the cooling process had begun. Therefore, no qualification of the sample results was necessary.

All samples were analyzed within the specified holding time criteria.

2. Blank Contamination

QA blanks (i.e., method and rinse blanks) are prepared to identify contamination which may have been introduced into the samples during sample preparation or field activity. Method blanks measure laboratory contamination. Rinse blanks measure contamination of samples during field operations.

A BAL of five times the concentration of a detected Aroclor in an associated blank is calculated for QA blanks containing concentrations greater than the MDL. The BAL is compared to the associated sample results to determine if qualification of the sample results is appropriate.

Compounds were not detected above the MDL in the associated blanks; therefore, detected sample results were not associated with blank contamination and no qualification of the sample results was required.

3. Calibration

Satisfactory instrument calibration is established to ensure that the instrument is capable of producing acceptable quantitative data. An initial calibration demonstrates that the instrument is capable of acceptable performance at the beginning of an experimental sequence. The continuing calibration verifies that the instrument daily performance is satisfactory.

3.1 Initial Calibration

A maximum RSD of 20% is allowed or a correlation coefficient greater than 0.99. Multiple-point calibrations were performed for all Aroclors.

All Aroclors associated with the initial calibrations were within the specified control limits.

3.2 Continuing Calibration

All target compounds associated with the CCV standard must exhibit a %D less than the control limit (20%).

All Aroclors associated with continuing calibrations were within the specified control limits, with the exception of those presented in the following table.

Sample Locations	Initial/Continuing	Compound	Criteria
CCV 480-404737/5	CCV %D	Aroclor 1221	+22.9%
CCV 480-404919/14	CCV %D	Aroclor 1221	+29.2%

The criteria used to evaluate the initial and continuing calibration are presented in the following table. In the case of a calibration deviation, the sample results are qualified.

Initial/Continuing	Criteria	Sample Result	Qualification
Initial Calibration	%RSD > 20%or a correlation coefficient <0.99	Non-detect	UJ
		Detect	J
CCV	%D >20% (increase in sensitivity)	Non-detect	No Action
		Detect	J
	%D >20% (decrease in sensitivity)	Non-detect	UJ
		Detect	J

4. Surrogates/System Monitoring Compounds

All samples to be analyzed for organic compounds are spiked with surrogate compounds prior to sample preparation to evaluate overall laboratory performance and efficiency of the analytical technique. PCB analysis requires that the two PCB surrogate compounds exhibit recoveries within the laboratory-established acceptance limits.

All surrogate recoveries were within control limits.

5. Matrix Spike/Matrix Spike Duplicate Analysis

MS/MSD data are used to assess the precision and accuracy of the analytical method. The Aroclors used to perform the MS/MSD analysis must exhibit a percent recovery within the laboratory-established acceptance limits. The relative percent difference between the MS/MSD recoveries must exhibit an RPD within the laboratory-established acceptance limits.

Note: The MS/MSD recovery control limits do not apply for MS/MSD performed on sample locations where the Aroclor concentration detected in the parent sample exceeds the MS/MSD concentration by a factor of four or greater.

The MS/MSD analysis exhibited recoveries and RPD within acceptance limits.

6. Laboratory Control Sample/Laboratory Control Sample Duplicate Analysis

The LCS/Laboratory Control Sample Duplicate (LCSD) analysis is used to assess the accuracy of the analytical method independent of matrix interferences. The compounds associated with the LCS/LCSD analysis must exhibit a percent recovery within the laboratory-established acceptance limits.

The LCS/LCSD analysis exhibited recoveries and RPD within acceptance limits.

7. Field Duplicate Analysis

Field duplicate analysis is used to assess the overall precision of the field sampling procedures and analytical method. For soil matrices, a control limit of 50% is applied to the RPD between the parent sample and the field duplicate. In the instance when the parent and/or duplicate sample concentrations are less than or equal to 5 times the RL, a control limit of three times the RL is applied for soil matrices.

A field duplicate was not performed on a sample within this data set.

8. Compound Identification

The retention times of all quantitated peaks must fall within the calculated retention time windows for both the primary and confirmation columns. When dual column analysis is performed the relative percent difference of detected sample results must be less than 25%.

The dual column analysis exhibited an acceptable %RPD between columns.

9. System Performance and Overall Assessment

Overall system performance was acceptable. Other than for those deviations specifically mentioned in this review, the overall data quality is within the guidelines specified in the method.

DATA VALIDATION CHECKLIST FOR PCBs

PCBs: SW-846 8082A	Reported		Performance Acceptable		Not Required
	No	Yes	No	Yes	
GAS CHROMATOGRAPHY (GC/ECD)					
Tier II Validation					
Holding times		X		X	
Reporting limits (units)		X		X	
Blanks					
A. Method blanks		X		X	
B. Equipment blanks		X		X	
Laboratory Control Sample (LCS) %R		X		X	
Laboratory Control Sample Duplicate (LCSD) %R		X		X	
LCS/LCSD Precision (RPD)		X		X	
Matrix Spike (MS) %R		X		X	
Matrix Spike Duplicate (MSD) %R		X		X	
MS/MSD Precision (RPD)		X		X	
Field/Lab Duplicate (RPD)	X				X
Surrogate Spike Recoveries		X		X	
Column (RPD) (If dual column is performed-not confirmation purposes only)		X		X	
Dilution Factor		X		X	
Moisture Content		X		X	
Tier III Validation					
Initial calibration %RSDs		X		X	
Continuing calibration %Ds		X	X		
System performance and column resolution		X		X	
Compound identification and quantitation					
A. Quantitation Reports		X		X	
B. RT of sample compounds within the established RT windows		X		X	
C. Pattern identification		X		X	
D. Transcription/calculation errors present		X		X	
E. Reporting limits adjusted to reflect sample dilutions		X		X	

Notes:

%RSD Percent Relative standard deviation
%R Percent recovery
%D Percent difference
RPD Relative percent difference
RT Retention time

SAMPLE COMPLIANCE REPORT

SAMPLE COMPLIANCE REPORT

Sample Delivery Group (SDG)	Sampling Date	Protocol	Sample ID	Matrix	Compliancy[1]		Noncompliance
					VOC	PCB	
480-132777-1	3/16/2018	SW846	SB-14 (6-8)	Soil	No	--	VOC – MS/MSD %R, RPD
480-132777-2	3/16/2018	SW846	SB-14 (0-1)	Soil	--	Yes	
	3/16/2018	SW846	SB-14 (1-2)	Soil	--	Yes	
	3/16/2018	SW846	SB-14 (6-8)	Soil	--	Yes	
	3/16/2018	SW846	TB-1-31618	Water	Yes	Yes	
	3/16/2018	SW846	RB-1-31618	Water	Yes	--	

Note:

1 Samples which are compliant with no added validation qualifiers are listed as "yes". Samples which are non-compliant or which have added qualifiers are listed as "no". A "no" designation does not necessarily indicate that the data have been rejected or are otherwise unusable.

VALIDATION PERFORMED BY: Andrew Korycinski

SIGNATURE:

DATE: April 19, 2018

PEER REVIEW: Dennis Capria

DATE: April 24, 2018

CHAIN OF CUSTODY

CORRECTED SAMPLE ANALYSIS DATA SHEETS

ARCADIS Design & Consultancy for natural and built assets

ID#:

CHAIN OF CUSTODY LABORATORY ANALYSIS REQUEST FORM

Lab Work Order # **48017567**

Send Results to:

Contact & Company Name:	Telephone:
David Cornell Arcadis	(315) 671-9379
Address:	**Fax:**
110 W. Fayette Street, Suite 300	
City State Zip	**E-mail Address:**
Syracuse, NY 13202	David.Cornell@arcadis.com
Project Name/Location (City, State):	**Project #:**
GE-Tonawanda, NY	APO131O3.1000
Sampler's Printed Name:	**Sampler's Signature:**
Joshua M. Miller	

Preservative	E	FGE	E	EFG	B	B	E
Filtered (✓)							
# of Containers	1	4	1	4	2	3	2
Container Information	7	1,9	7	1,9	1	j	250 Amber

PARAMETER ANALYSIS & METHOD

Sample ID	Collection Date	Collection Time	Type Comp	Type Grab	Matrix	8082A PCBs	8260C VOCs 5 Day TAT*	8082 PCBs Archive*	8260C VOCs Archive*	8260C VOCs	8260C VOCs	8082A PCBs	REMARKS
SB-14 (0-1)	3/16/18	7:45	x		SO	x			x				
(1-2)		7:55				x			x				
(2-4)		8:10						x	x				
(4-6)		8:20						x	x				
(6-8)		8:45				x	x						MS/MSD
(8-10)		9:00						x	x				
(10-12)		9:10						x	x				
TB-1-31618		Lab			W					x			
RB-1-31618		8:00	✓		W						x	x	

Keys

Preservation Key:
A. H2SO4
B. HCL
C. HNO3
D.NaOH
E. None
F. MeOH
G. DI
H.

Container Information Key:
1. 40 mL Vial
2. 1 L Amber
3. 250 mL Plastic
4. 500 mL Plastic
5. Encore
6. 2 oz. Glass
7. 4 oz. Glass
8. 8 oz. Glass
9. 125 mL Plastic
10. 4 oz. Amber

Matrix Key:
SO- Soil SE- Sediment NL- NAPL/Oil
W- Water SL- Sludge SW- Sample Wipe
T- Tissue A- Air

480-132777 COC

Special Instructions/Comments:

☐ Special QA/QC Instructions (✓)

Laboratory Information and Receipt		Relinquished By	Received By	Relinquished By	Laboratory Received By
Lab Name: Test America	Cooler Custody Seal (✓)	Printed Name: Joshua M. Miller	Printed Name: Matthew Kroening	Printed Name: Matthew Kroening	Printed Name: [illegible]
☑ Cooler packed with ice (✓)	☐ Intact ☐ Not Intact	Signature:	Signature:	Signature:	Signature:
Specify Turnaround Requirements: Standard	Sample Receipt:	Firm: Arcadis	Firm: Arcadis	Firm: Arcadis	Firm: TAB
Shipping Tracking #:	Condition/Cooler Temp: 9.9 #1	Date/Time: 3/16/18 / 11:45	Date/Time: 11:45 3/16/18	Date/Time: 3-16-18 11:55	Date/Time: 3/16/18 11:55
		[illegible] - TAB 3/16/18 1300	Cwallace	Cwallace	3/16/18 1300

ID # 85704.1

Client Sample ID: SB-14 (6-8)

Date Collected: 03/16/18 08:45
Date Received: 03/16/18 13:00

Lab Sample ID: 480-132777-5

Matrix: Solid
Percent Solids: 85.5

Method: 8260C - Volatile Organic Compounds by GC/MS

Analyte	Result	Qualifier	RL	MDL	Unit	D	Prepared	Analyzed	Dil Fac
1,1,1-Trichloroethane	ND		3.9	0.28	ug/Kg	☼	03/17/18 06:00	03/20/18 14:51	1
1,1,2,2-Tetrachloroethane	ND	~~F1~~ UJ	3.9	0.63	ug/Kg	☼	03/17/18 06:00	03/20/18 14:51	1
1,1,2-Trichloro-1,2,2-trifluoroethane	ND		3.9	0.88	ug/Kg	☼	03/17/18 06:00	03/20/18 14:51	1
1,1,2-Trichloroethane	ND		3.9	0.50	ug/Kg	☼	03/17/18 06:00	03/20/18 14:51	1
1,1-Dichloroethane	**3.3**	J	3.9	0.47	ug/Kg	☼	03/17/18 06:00	03/20/18 14:51	1
1,1-Dichloroethene	ND		3.9	0.47	ug/Kg	☼	03/17/18 06:00	03/20/18 14:51	1
1,2,4-Trichlorobenzene	ND		3.9	0.23	ug/Kg	☼	03/17/18 06:00	03/20/18 14:51	1
1,2-Dibromo-3-Chloropropane	ND		3.9	1.9	ug/Kg	☼	03/17/18 06:00	03/20/18 14:51	1
1,2-Dibromoethane	ND		3.9	0.50	ug/Kg	☼	03/17/18 06:00	03/20/18 14:51	1
1,2-Dichlorobenzene	ND		3.9	0.30	ug/Kg	☼	03/17/18 06:00	03/20/18 14:51	1
1,2-Dichloroethane	ND		3.9	0.19	ug/Kg	☼	03/17/18 06:00	03/20/18 14:51	1
1,2-Dichloropropane	ND		3.9	1.9	ug/Kg	☼	03/17/18 06:00	03/20/18 14:51	1
1,3-Dichlorobenzene	ND		3.9	0.20	ug/Kg	☼	03/17/18 06:00	03/20/18 14:51	1
1,4-Dichlorobenzene	ND		3.9	0.54	ug/Kg	☼	03/17/18 06:00	03/20/18 14:51	1
2-Butanone (MEK)	ND		19	1.4	ug/Kg	☼	03/17/18 06:00	03/20/18 14:51	1
2-Hexanone	ND		19	1.9	ug/Kg	☼	03/17/18 06:00	03/20/18 14:51	1
4-Methyl-2-pentanone (MIBK)	ND		19	1.3	ug/Kg	☼	03/17/18 06:00	03/20/18 14:51	1
Acetone	**11**	J	19	3.2	ug/Kg	☼	03/17/18 06:00	03/20/18 14:51	1
Benzene	ND		3.9	0.19	ug/Kg	☼	03/17/18 06:00	03/20/18 14:51	1
Bromodichloromethane	ND		3.9	0.52	ug/Kg	☼	03/17/18 06:00	03/20/18 14:51	1
Bromoform	ND		3.9	1.9	ug/Kg	☼	03/17/18 06:00	03/20/18 14:51	1
Bromomethane	ND		3.9	0.35	ug/Kg	☼	03/17/18 06:00	03/20/18 14:51	1
Carbon disulfide	ND		3.9	1.9	ug/Kg	☼	03/17/18 06:00	03/20/18 14:51	1
Carbon tetrachloride	ND		3.9	0.37	ug/Kg	☼	03/17/18 06:00	03/20/18 14:51	1
Chlorobenzene	ND		3.9	0.51	ug/Kg	☼	03/17/18 06:00	03/20/18 14:51	1
Chloroethane	ND		3.9	0.87	ug/Kg	☼	03/17/18 06:00	03/20/18 14:51	1
Chloroform	ND		3.9	0.24	ug/Kg	☼	03/17/18 06:00	03/20/18 14:51	1
Chloromethane	ND		3.9	0.23	ug/Kg	☼	03/17/18 06:00	03/20/18 14:51	1
cis-1,2-Dichloroethene	ND		3.9	0.49	ug/Kg	☼	03/17/18 06:00	03/20/18 14:51	1
cis-1,3-Dichloropropene	ND		3.9	0.56	ug/Kg	☼	03/17/18 06:00	03/20/18 14:51	1
Cyclohexane	ND		3.9	0.54	ug/Kg	☼	03/17/18 06:00	03/20/18 14:51	1
Dibromochloromethane	ND		3.9	0.49	ug/Kg	☼	03/17/18 06:00	03/20/18 14:51	1
Dichlorodifluoromethane	**51**	~~F1 F2~~ J	3.9	0.32	ug/Kg	☼	03/17/18 06:00	03/20/18 14:51	1
Ethylbenzene	ND		3.9	0.27	ug/Kg	☼	03/17/18 06:00	03/20/18 14:51	1
Isopropylbenzene	ND		3.9	0.58	ug/Kg	☼	03/17/18 06:00	03/20/18 14:51	1
Methyl acetate	ND		19	2.3	ug/Kg	☼	03/17/18 06:00	03/20/18 14:51	1
Methyl tert-butyl ether	ND		3.9	0.38	ug/Kg	☼	03/17/18 06:00	03/20/18 14:51	1
Methylcyclohexane	ND		3.9	0.59	ug/Kg	☼	03/17/18 06:00	03/20/18 14:51	1
Methylene Chloride	ND		3.9	1.8	ug/Kg	☼	03/17/18 06:00	03/20/18 14:51	1
Styrene	ND		3.9	0.19	ug/Kg	☼	03/17/18 06:00	03/20/18 14:51	1
Tetrachloroethene	ND		3.9	0.52	ug/Kg	☼	03/17/18 06:00	03/20/18 14:51	1
Toluene	ND		3.9	0.29	ug/Kg	☼	03/17/18 06:00	03/20/18 14:51	1
trans-1,2-Dichloroethene	ND		3.9	0.40	ug/Kg	☼	03/17/18 06:00	03/20/18 14:51	1
trans-1,3-Dichloropropene	ND		3.9	1.7	ug/Kg	☼	03/17/18 06:00	03/20/18 14:51	1
Trichloroethene	ND		3.9	0.85	ug/Kg	☼	03/17/18 06:00	03/20/18 14:51	1
Trichlorofluoromethane	ND		3.9	0.36	ug/Kg	☼	03/17/18 06:00	03/20/18 14:51	1
Vinyl chloride	ND		3.9	0.47	ug/Kg	☼	03/17/18 06:00	03/20/18 14:51	1
Xylenes, Total	ND		7.7	0.65	ug/Kg	☼	03/17/18 06:00	03/20/18 14:51	1

Client Sample ID: SB-14 (6-8)

Date Collected: 03/16/18 08:45
Date Received: 03/16/18 13:00

Lab Sample ID: 480-132777-5

Matrix: Solid
Percent Solids: 85.5

Surrogate	%Recovery	Qualifier	Limits	Prepared	Analyzed	Dil Fac
1,2-Dichloroethane-d4 (Surr)	105		64 - 126	03/17/18 06:00	03/20/18 14:51	1
4-Bromofluorobenzene (Surr)	100		72 - 126	03/17/18 06:00	03/20/18 14:51	1
Dibromofluoromethane (Surr)	102		60 - 140	03/17/18 06:00	03/20/18 14:51	1
Toluene-d8 (Surr)	105		71 - 125	03/17/18 06:00	03/20/18 14:51	1

Client Sample ID: SB-14 (0-1)

Lab Sample ID: 480-132777-1

Date Collected: 03/16/18 07:45
Matrix: Solid
Date Received: 03/16/18 13:00
Percent Solids: 74.6

Method: 8082A - Polychlorinated Biphenyls (PCBs) by Gas Chromatography

Analyte	Result	Qualifier	RL	MDL	Unit	D	Prepared	Analyzed	Dil Fac
PCB-1016	ND		0.32	0.063	mg/Kg	☼	03/19/18 15:51	03/20/18 12:03	1
PCB-1221	ND		0.32	0.063	mg/Kg	☼	03/19/18 15:51	03/20/18 12:03	1
PCB-1232	ND		0.32	0.063	mg/Kg	☼	03/19/18 15:51	03/20/18 12:03	1
PCB-1242	ND		0.32	0.063	mg/Kg	☼	03/19/18 15:51	03/20/18 12:03	1
PCB-1248	ND		0.32	0.063	mg/Kg	☼	03/19/18 15:51	03/20/18 12:03	1
PCB-1254	ND		0.32	0.15	mg/Kg	☼	03/19/18 15:51	03/20/18 12:03	1
PCB-1260	ND		0.32	0.15	mg/Kg	☼	03/19/18 15:51	03/20/18 12:03	1

Surrogate	*%Recovery*	*Qualifier*	*Limits*	*Prepared*	*Analyzed*	*Dil Fac*
Tetrachloro-m-xylene	*119*		*60 - 154*	*03/19/18 15:51*	*03/20/18 12:03*	*1*
Tetrachloro-m-xylene	*113*		*60 - 154*	*03/19/18 15:51*	*03/20/18 12:03*	*1*
DCB Decachlorobiphenyl	*102*		*65 - 174*	*03/19/18 15:51*	*03/20/18 12:03*	*1*
DCB Decachlorobiphenyl	*118*		*65 - 174*	*03/19/18 15:51*	*03/20/18 12:03*	*1*

Client Sample ID: SB-14 (1-2)

Lab Sample ID: 480-132777-2

Date Collected: 03/16/18 07:55
Matrix: Solid
Date Received: 03/16/18 13:00
Percent Solids: 78.4

Method: 8082A - Polychlorinated Biphenyls (PCBs) by Gas Chromatography

Analyte	Result	Qualifier	RL	MDL	Unit	D	Prepared	Analyzed	Dil Fac
PCB-1016	ND		0.22	0.042	mg/Kg	☼	03/19/18 15:51	03/20/18 12:19	1
PCB-1221	ND		0.22	0.042	mg/Kg	☼	03/19/18 15:51	03/20/18 12:19	1
PCB-1232	ND		0.22	0.042	mg/Kg	☼	03/19/18 15:51	03/20/18 12:19	1
PCB-1242	ND		0.22	0.042	mg/Kg	☼	03/19/18 15:51	03/20/18 12:19	1
PCB-1248	ND		0.22	0.042	mg/Kg	☼	03/19/18 15:51	03/20/18 12:19	1
PCB-1254	ND		0.22	0.10	mg/Kg	☼	03/19/18 15:51	03/20/18 12:19	1
PCB-1260	ND		0.22	0.10	mg/Kg	☼	03/19/18 15:51	03/20/18 12:19	1

Surrogate	*%Recovery*	*Qualifier*	*Limits*	*Prepared*	*Analyzed*	*Dil Fac*
Tetrachloro-m-xylene	*124*		*60 - 154*	*03/19/18 15:51*	*03/20/18 12:19*	*1*
Tetrachloro-m-xylene	*114*		*60 - 154*	*03/19/18 15:51*	*03/20/18 12:19*	*1*
DCB Decachlorobiphenyl	*104*		*65 - 174*	*03/19/18 15:51*	*03/20/18 12:19*	*1*
DCB Decachlorobiphenyl	*117*		*65 - 174*	*03/19/18 15:51*	*03/20/18 12:19*	*1*

Client Sample ID: SB-14 (6-8)

Lab Sample ID: 480-132777-5

Date Collected: 03/16/18 08:45
Matrix: Solid
Date Received: 03/16/18 13:00
Percent Solids: 85.5

Method: 8082A - Polychlorinated Biphenyls (PCBs) by Gas Chromatography

Analyte	Result	Qualifier	RL	MDL	Unit	D	Prepared	Analyzed	Dil Fac
PCB-1016	ND		0.24	0.046	mg/Kg	☼	03/19/18 15:51	03/20/18 11:47	1
PCB-1221	ND		0.24	0.046	mg/Kg	☼	03/19/18 15:51	03/20/18 11:47	1
PCB-1232	ND		0.24	0.046	mg/Kg	☼	03/19/18 15:51	03/20/18 11:47	1
PCB-1242	ND		0.24	0.046	mg/Kg	☼	03/19/18 15:51	03/20/18 11:47	1
PCB-1248	ND		0.24	0.046	mg/Kg	☼	03/19/18 15:51	03/20/18 11:47	1
PCB-1254	ND		0.24	0.11	mg/Kg	☼	03/19/18 15:51	03/20/18 11:47	1
PCB-1260	ND		0.24	0.11	mg/Kg	☼	03/19/18 15:51	03/20/18 11:47	1

Surrogate	*%Recovery*	*Qualifier*	*Limits*	*Prepared*	*Analyzed*	*Dil Fac*
Tetrachloro-m-xylene	*129*		*60 - 154*	*03/19/18 15:51*	*03/20/18 11:47*	*1*

Client Sample ID: SB-14 (6-8)

Date Collected: 03/16/18 08:45
Date Received: 03/16/18 13:00

Lab Sample ID: 480-132777-5

Matrix: Solid
Percent Solids: 85.5

Method: 8082A - Polychlorinated Biphenyls (PCBs) by Gas Chromatography (Continued)

Surrogate	*%Recovery*	*Qualifier*	*Limits*	*Prepared*	*Analyzed*	*Dil Fac*
Tetrachloro-m-xylene	*117*		*60 - 154*	*03/19/18 15:51*	*03/20/18 11:47*	*1*
DCB Decachlorobiphenyl	*114*		*65 - 174*	*03/19/18 15:51*	*03/20/18 11:47*	*1*
DCB Decachlorobiphenyl	*129*		*65 - 174*	*03/19/18 15:51*	*03/20/18 11:47*	*1*

Client Sample ID: TB-1-31618

Date Collected: 03/16/18 00:00
Date Received: 03/16/18 13:00

Lab Sample ID: 480-132777-8

Matrix: Water

Method: 8260C - Volatile Organic Compounds by GC/MS

Analyte	Result	Qualifier	RL	MDL	Unit	D	Prepared	Analyzed	Dil Fac
1,1,1-Trichloroethane	ND		1.0	0.82	ug/L			03/22/18 00:51	1
1,1,2,2-Tetrachloroethane	ND		1.0	0.21	ug/L			03/22/18 00:51	1
1,1,2-Trichloro-1,2,2-trifluoroethane	ND		1.0	0.31	ug/L			03/22/18 00:51	1
1,1,2-Trichloroethane	ND		1.0	0.23	ug/L			03/22/18 00:51	1
1,1-Dichloroethane	ND		1.0	0.38	ug/L			03/22/18 00:51	1
1,1-Dichloroethene	ND		1.0	0.29	ug/L			03/22/18 00:51	1
1,2,4-Trichlorobenzene	ND		1.0	0.41	ug/L			03/22/18 00:51	1
1,2-Dibromo-3-Chloropropane	ND		1.0	0.39	ug/L			03/22/18 00:51	1
1,2-Dibromoethane	ND		1.0	0.73	ug/L			03/22/18 00:51	1
1,2-Dichlorobenzene	ND		1.0	0.79	ug/L			03/22/18 00:51	1
1,2-Dichloroethane	ND		1.0	0.21	ug/L			03/22/18 00:51	1
1,2-Dichloropropane	ND		1.0	0.72	ug/L			03/22/18 00:51	1
1,3-Dichlorobenzene	ND		1.0	0.78	ug/L			03/22/18 00:51	1
1,4-Dichlorobenzene	ND		1.0	0.84	ug/L			03/22/18 00:51	1
2-Butanone (MEK)	ND		10	1.3	ug/L			03/22/18 00:51	1
2-Hexanone	ND		5.0	1.2	ug/L			03/22/18 00:51	1
4-Methyl-2-pentanone (MIBK)	ND		5.0	2.1	ug/L			03/22/18 00:51	1
Acetone	ND		10	3.0	ug/L			03/22/18 00:51	1
Benzene	ND		1.0	0.41	ug/L			03/22/18 00:51	1
Bromodichloromethane	ND		1.0	0.39	ug/L			03/22/18 00:51	1
Bromoform	ND		1.0	0.26	ug/L			03/22/18 00:51	1
Bromomethane	ND		1.0	0.69	ug/L			03/22/18 00:51	1
Carbon disulfide	ND		1.0	0.19	ug/L			03/22/18 00:51	1
Carbon tetrachloride	ND		1.0	0.27	ug/L			03/22/18 00:51	1
Chlorobenzene	ND		1.0	0.75	ug/L			03/22/18 00:51	1
Chloroethane	ND		1.0	0.32	ug/L			03/22/18 00:51	1
Chloroform	ND		1.0	0.34	ug/L			03/22/18 00:51	1
Chloromethane	ND		1.0	0.35	ug/L			03/22/18 00:51	1
cis-1,2-Dichloroethene	ND		1.0	0.81	ug/L			03/22/18 00:51	1
cis-1,3-Dichloropropene	ND		1.0	0.36	ug/L			03/22/18 00:51	1
Cyclohexane	ND		1.0	0.18	ug/L			03/22/18 00:51	1
Dibromochloromethane	ND		1.0	0.32	ug/L			03/22/18 00:51	1
Dichlorodifluoromethane	ND		1.0	0.68	ug/L			03/22/18 00:51	1
Ethylbenzene	ND		1.0	0.74	ug/L			03/22/18 00:51	1
Isopropylbenzene	ND		1.0	0.79	ug/L			03/22/18 00:51	1
Methyl acetate	ND		2.5	1.3	ug/L			03/22/18 00:51	1
Methyl tert-butyl ether	ND		1.0	0.16	ug/L			03/22/18 00:51	1
Methylcyclohexane	ND		1.0	0.16	ug/L			03/22/18 00:51	1
Methylene Chloride	ND		1.0	0.44	ug/L			03/22/18 00:51	1

Client Sample ID: TB-1-31618

Date Collected: 03/16/18 00:00
Date Received: 03/16/18 13:00

Lab Sample ID: 480-132777-8

Matrix: Water

Method: 8260C - Volatile Organic Compounds by GC/MS (Continued)

Analyte	Result	Qualifier	RL	MDL	Unit	D	Prepared	Analyzed	Dil Fac
Styrene	ND		1.0	0.73	ug/L			03/22/18 00:51	1
Tetrachloroethene	ND		1.0	0.36	ug/L			03/22/18 00:51	1
Toluene	ND		1.0	0.51	ug/L			03/22/18 00:51	1
trans-1,2-Dichloroethene	ND		1.0	0.90	ug/L			03/22/18 00:51	1
trans-1,3-Dichloropropene	ND		1.0	0.37	ug/L			03/22/18 00:51	1
Trichloroethene	ND		1.0	0.46	ug/L			03/22/18 00:51	1
Trichlorofluoromethane	ND		1.0	0.88	ug/L			03/22/18 00:51	1
Vinyl chloride	ND		1.0	0.90	ug/L			03/22/18 00:51	1
Xylenes, Total	ND		2.0	0.66	ug/L			03/22/18 00:51	1

Surrogate	*%Recovery*	*Qualifier*	*Limits*	*Prepared*	*Analyzed*	*Dil Fac*
1,2-Dichloroethane-d4 (Surr)	*93*		*77 - 120*		*03/22/18 00:51*	*1*
4-Bromofluorobenzene (Surr)	*98*		*73 - 120*		*03/22/18 00:51*	*1*
Dibromofluoromethane (Surr)	*94*		*75 - 123*		*03/22/18 00:51*	*1*
Toluene-d8 (Surr)	*104*		*80 - 120*		*03/22/18 00:51*	*1*

Client Sample ID: RB-1-31618

Date Collected: 03/16/18 08:00
Date Received: 03/16/18 13:00

Lab Sample ID: 480-132777-9

Matrix: Water

Method: 8260C - Volatile Organic Compounds by GC/MS

Analyte	Result	Qualifier	RL	MDL	Unit	D	Prepared	Analyzed	Dil Fac
1,1,1-Trichloroethane	ND		1.0	0.82	ug/L			03/22/18 01:18	1
1,1,2,2-Tetrachloroethane	ND		1.0	0.21	ug/L			03/22/18 01:18	1
1,1,2-Trichloro-1,2,2-trifluoroethane	ND		1.0	0.31	ug/L			03/22/18 01:18	1
1,1,2-Trichloroethane	ND		1.0	0.23	ug/L			03/22/18 01:18	1
1,1-Dichloroethane	ND		1.0	0.38	ug/L			03/22/18 01:18	1
1,1-Dichloroethene	ND		1.0	0.29	ug/L			03/22/18 01:18	1
1,2,4-Trichlorobenzene	ND		1.0	0.41	ug/L			03/22/18 01:18	1
1,2-Dibromo-3-Chloropropane	ND		1.0	0.39	ug/L			03/22/18 01:18	1
1,2-Dibromoethane	ND		1.0	0.73	ug/L			03/22/18 01:18	1
1,2-Dichlorobenzene	ND		1.0	0.79	ug/L			03/22/18 01:18	1
1,2-Dichloroethane	ND		1.0	0.21	ug/L			03/22/18 01:18	1
1,2-Dichloropropane	ND		1.0	0.72	ug/L			03/22/18 01:18	1
1,3-Dichlorobenzene	ND		1.0	0.78	ug/L			03/22/18 01:18	1
1,4-Dichlorobenzene	ND		1.0	0.84	ug/L			03/22/18 01:18	1
2-Butanone (MEK)	ND		10	1.3	ug/L			03/22/18 01:18	1
2-Hexanone	ND		5.0	1.2	ug/L			03/22/18 01:18	1
4-Methyl-2-pentanone (MIBK)	ND		5.0	2.1	ug/L			03/22/18 01:18	1
Acetone	ND		10	3.0	ug/L			03/22/18 01:18	1
Benzene	ND		1.0	0.41	ug/L			03/22/18 01:18	1
Bromodichloromethane	ND		1.0	0.39	ug/L			03/22/18 01:18	1
Bromoform	ND		1.0	0.26	ug/L			03/22/18 01:18	1
Bromomethane	ND		1.0	0.69	ug/L			03/22/18 01:18	1
Carbon disulfide	ND		1.0	0.19	ug/L			03/22/18 01:18	1
Carbon tetrachloride	ND		1.0	0.27	ug/L			03/22/18 01:18	1
Chlorobenzene	ND		1.0	0.75	ug/L			03/22/18 01:18	1
Chloroethane	ND		1.0	0.32	ug/L			03/22/18 01:18	1
Chloroform	ND		1.0	0.34	ug/L			03/22/18 01:18	1
Chloromethane	ND		1.0	0.35	ug/L			03/22/18 01:18	1

Client Sample ID: RB-1-31618

Date Collected: 03/16/18 08:00
Date Received: 03/16/18 13:00

Lab Sample ID: 480-132777-9

Matrix: Water

Method: 8260C - Volatile Organic Compounds by GC/MS (Continued)

Analyte	Result	Qualifier	RL	MDL	Unit	D	Prepared	Analyzed	Dil Fac
cis-1,2-Dichloroethene	ND		1.0	0.81	ug/L			03/22/18 01:18	1
cis-1,3-Dichloropropene	ND		1.0	0.36	ug/L			03/22/18 01:18	1
Cyclohexane	ND		1.0	0.18	ug/L			03/22/18 01:18	1
Dibromochloromethane	ND		1.0	0.32	ug/L			03/22/18 01:18	1
Dichlorodifluoromethane	ND		1.0	0.68	ug/L			03/22/18 01:18	1
Ethylbenzene	ND		1.0	0.74	ug/L			03/22/18 01:18	1
Isopropylbenzene	ND		1.0	0.79	ug/L			03/22/18 01:18	1
Methyl acetate	ND		2.5	1.3	ug/L			03/22/18 01:18	1
Methyl tert-butyl ether	ND		1.0	0.16	ug/L			03/22/18 01:18	1
Methylcyclohexane	ND		1.0	0.16	ug/L			03/22/18 01:18	1
Methylene Chloride	ND		1.0	0.44	ug/L			03/22/18 01:18	1
Styrene	ND		1.0	0.73	ug/L			03/22/18 01:18	1
Tetrachloroethene	ND		1.0	0.36	ug/L			03/22/18 01:18	1
Toluene	ND		1.0	0.51	ug/L			03/22/18 01:18	1
trans-1,2-Dichloroethene	ND		1.0	0.90	ug/L			03/22/18 01:18	1
trans-1,3-Dichloropropene	ND		1.0	0.37	ug/L			03/22/18 01:18	1
Trichloroethene	ND		1.0	0.46	ug/L			03/22/18 01:18	1
Trichlorofluoromethane	ND		1.0	0.88	ug/L			03/22/18 01:18	1
Vinyl chloride	ND		1.0	0.90	ug/L			03/22/18 01:18	1
Xylenes, Total	ND		2.0	0.66	ug/L			03/22/18 01:18	1

Surrogate	*%Recovery*	*Qualifier*	*Limits*	*Prepared*	*Analyzed*	*Dil Fac*
1,2-Dichloroethane-d4 (Surr)	*95*		*77 - 120*		*03/22/18 01:18*	*1*
4-Bromofluorobenzene (Surr)	*101*		*73 - 120*		*03/22/18 01:18*	*1*
Dibromofluoromethane (Surr)	*95*		*75 - 123*		*03/22/18 01:18*	*1*
Toluene-d8 (Surr)	*105*		*80 - 120*		*03/22/18 01:18*	*1*

Method: 8082A - Polychlorinated Biphenyls (PCBs) by Gas Chromatography

Analyte	Result	Qualifier	RL	MDL	Unit	D	Prepared	Analyzed	Dil Fac
PCB-1016	ND		0.50	0.18	ug/L		03/20/18 14:55	03/21/18 19:07	1
PCB-1221	ND		0.50	0.18	ug/L		03/20/18 14:55	03/21/18 19:07	1
PCB-1232	ND		0.50	0.18	ug/L		03/20/18 14:55	03/21/18 19:07	1
PCB-1242	ND		0.50	0.18	ug/L		03/20/18 14:55	03/21/18 19:07	1
PCB-1248	ND		0.50	0.18	ug/L		03/20/18 14:55	03/21/18 19:07	1
PCB-1254	ND		0.50	0.25	ug/L		03/20/18 14:55	03/21/18 19:07	1
PCB-1260	ND		0.50	0.25	ug/L		03/20/18 14:55	03/21/18 19:07	1

Surrogate	*%Recovery*	*Qualifier*	*Limits*	*Prepared*	*Analyzed*	*Dil Fac*
Tetrachloro-m-xylene	*118*		*39 - 121*	*03/20/18 14:55*	*03/21/18 19:07*	*1*
Tetrachloro-m-xylene	*110*		*39 - 121*	*03/20/18 14:55*	*03/21/18 19:07*	*1*
DCB Decachlorobiphenyl	*93*		*19 - 120*	*03/20/18 14:55*	*03/21/18 19:07*	*1*
DCB Decachlorobiphenyl	*99*		*19 - 120*	*03/20/18 14:55*	*03/21/18 19:07*	*1*

APPENDIX B

Soil Boring Logs

Date Start/Finish: 3/6/18 **Drilling Company:** Arcadis **Driller's Name:** Douglas Richmond **Drilling Method:** Direct Push **Sampling Method:** 4 ft core barrel **Rig Type:** Bobcat-mounted AMS Power Probe	**Northing:** 1090635.0996 **Easting:** 1066780.5944 **Casing Elevation:** NA **Borehole Depth:** 12' bgs **Surface Elevation:** 611.63 AMSL **Descriptions By:** Joshua Miller	**Well/Boring ID:** SB-1 **Client:** General Electric Corporation **Location:** GE Buffalo Service Center 175 Milens Road Tonawanda, NY 14150

DEPTH / ELEVATION	Sample Run Number	Sample/Int/Type	Recovery	PID Headspace (ppm)	Geologic Column	Stratigraphic Description	Well/Boring Construction
0						Concrete Slab. Thickness 0.7 ft.	Borehole restored to surface with cement and reseated with epoxy.
	1	0-1	NM	0.0		Grey medium sub angular GRAVEL, little coarse sub angular Gravel, trace fine sub angular Gravel, trace coarse Sand, moist, loose, NP.	
610	2	1-2	NM	0.0		Grey coarse sub angular GRAVEL and greyish brown coarse and medium Sand, little medium sub angular Gravel, loose, moist, NP.	
	3	2-4	NM	0.0		Greyish Brown coarse and medium SAND, little medium subangular Gravel, trace coarse sub angular Gravel, loose, moist, NP.	
5	4	4-5	NM	2.0		Grey coarse SAND and fine sub angular GRAVEL, some medium sub angular Gravel, trace coarse sub angular Gravel, trace Cobble, wet becoming saturated, loose, NP. Perched water encountered at 4.0' bgs. Faint petroleum like odor.	
605	5	5-8	2.7	0.0		Reddish Brown SILT, little Clay, trace medium and fine subrounded Gravel, dense, moist, NP. Lenses of grey Silt and fine Sand throughout. [TILL]	Borehole backfilled with Bentonite to bottom of sub slab.
10	6	8-12	3.5	0.0		Reddish Brown SILT, some Clay, trace fine subrounded Gravel, dense, moist, NP. [TILL]	
600						End of Boring 12.0 ft. bgs.	

ARCADIS Design & Consultancy for natural and built assets

Remarks: bgs = below ground surface; NA = Not Applicable/Available; AMSL = Above Mean Sea Level. NM = Not Measured; NP = Not Plastic; SP = Slightly Plastic; MP = Mostly Plastic.

Samples collect from 0-5 ft. via hand auger. Samples collected from 4-6' and 6-8' bgs for PCB and VOC analysis. Remaing samples analyzed for PCBs and archived for VOCs pending analytical results.

Date Start/Finish: 3/1/201 **Drilling Company:** Arcadis **Driller's Name:** Douglas Richmond **Drilling Method:** Direct Push **Sampling Method:** 4 ft core barrel **Rig Type:** Truck mounted AMS Power Probe	**Northing:** 1090676.5571 **Easting:** 1066782.7116 **Casing Elevation:** NA **Borehole Depth:** 12' bgs **Surface Elevation:** 611.70 AMSL **Descriptions By:** Joshua Miller	**Well/Boring ID:** SB-2 **Client:** General Electric Corporation **Location:** GE Buffalo Service Center 175 Milens Road Tonawanda, NY 14150

DEPTH / ELEVATION	Sample Run Number	Sample/Int/Type	Recovery	PID Headspace (ppm)	Geologic Column	Stratigraphic Description	Well/Boring Construction
0						Concrete Slab. Thickness 0.5 ft.	Borehole restored to surface with cement and reseated with epoxy.
						Grey coarse and medium sub angular GRAVEL, loose, dry, NP.	
	1	0-1	NM	0.0		Reddish Brown CLAY, little Silt, trace fine subrounded Gravel, moist, stiff, SP.	
610	2	1-2	NM	0.0		Reddish Brown SILT, some Clay, trace fine subrounded Gravel, moist, stiff, SP.	
	3	2-4	NM	0.0		Reddish Brown SILT, little Clay, trace fine sub angular Gravel, stiff, moist, NP.	
	4	4-5	NM	0.0			
5						Reddish Brown SILT, some Clay, trace fine subrounded Gravel, moist, dense, NP. [TILL]	
605	5	5-8	4.0	0.0			Borehole backfilled with Bentonite to bottom of sub slab.
	6	8-10	2.9	0.0			
10	7	10-12	3.3	0.0			
600						End of Boring 12.0 ft. bgs.	

ARCADIS Design & Consultancy for natural and built assets

Remarks: bgs = below ground surface; NA = Not Applicable/Available; AMSL = Above Mean Sea Level. NM = Not Measured; NP = Not Plastic; SP = Slightly Plastic; MP = Mostly Plastic

Samples collect from 0-5 ft. via hand auger. Samples collected from 6-8' bgs for PCB and VOC analysis Remaining samples analyzed for PCBs and archived for VOCs pending analytical results.

Date Start/Finish: 2/28/2018 **Drilling Company:** Arcadis **Driller's Name:** Douglas Richmond **Drilling Method:** Direct Push **Sampling Method:** 4 ft core barrel **Rig Type:**	**Northing:** 1090669.0245 **Easting:** 1066759.6310 **Casing Elevation:** NA **Borehole Depth:** 12' bgs **Surface Elevation:** 611.73 AMSL **Descriptions By:** Joshua Miller	**Well/Boring ID:** SB-3 **Client:** General Electric Corporation **Location:** GE Buffalo Service Center 175 Milens Road Tonawanda, NY 14150

DEPTH / ELEVATION	Sample Run Number	Sample/Int/Type	Recovery	PID Headspace (ppm)	Geologic Column	Stratigraphic Description	Well/Boring Construction
0						Concrete Slab. Thickness 0.6 ft.	Borehole restored to surface with cement and reseated with epoxy.
	1	0-1	NM	0.0		Grey coarse sub angular GRAVEL, little medium sub angular Gravel, loose, moist, NP.	
610	2	1-2	NM	0.0		Grey to Reddish brown SILT, some Clay, little to trace coarse and medium sub angular Gravel, stiff, moist, NP.	
	3	2-4	NM	0.0		Reddish Brown SILT, some Clay, trace fine and medium sub angular Gravel, moist, stiff, NP. [TILL]	
	4	4-5	NM	0.0		Reddish Brown SILT, some Clay, trace medium and fine subrounded Gravel, moist, dense, NP. [TILL]	
5							
605	5	5-8	4.0	0.0			Borehole backfilled with Bentonite to bottom of sub slab.
	6	8-10	2.9	0.0			
10							
	7	10-12	1.7	0.0			
600						End of Boring 12.0 ft. bgs.	

ARCADIS Design & Consultancy for natural and built assets

Remarks: bgs = below ground surface; NA = Not Applicable/Available; AMSL = Above Mean Sea Level; NM = Not Measured; NP = Not Plastic; SP = Slightly Plastic; MP = Mostly Plastic

Samples collect from 0-5 ft. via hand auger. Samples collected from 0-1' and 1-2' bgs analyzed for PCBs. Samples collected from 6-8' bgs analyzed for PCBs and VOCs. Remaining samples archived pending analytical results.

Date Start/Finish: 2/28/2018 **Drilling Company:** Arcadis **Driller's Name:** Douglas Richmond **Drilling Method:** Direct Push **Sampling Method:** 4 ft core barrel with acetate liner **Rig Type:** Truck mounted AMS Power Probe	**Northing:** 1090631.4747 **Easting:** 1066760.8982 **Casing Elevation:** NA **Borehole Depth:** 12' bgs **Surface Elevation:** 611.72 AMSL **Descriptions By:** Joshua Miller	**Well/Boring ID:** SB-4 **Client:** General Electric Corporation **Location:** GE Buffalo Service Center 175 Milens Road Tonawanda, NY 14150

DEPTH / ELEVATION	Sample Run Number	Sample/Int/Type	Recovery	PID Headspace (ppm)	Geologic Column	Stratigraphic Description	Well/Boring Construction
0						Concrete Slab. Thickness 0.55 ft.	Borehole restored to surface with cement and reseated with epoxy.
	1	0-1	NM	0.0		Brown and Grey coarse to medium, angular to subangular GRAVEL, little fine angular to subangular Gravel, little to trace Silt, trace medium Sand, loose, moist, NP.	
610	2	1-2	NM	0.0		Brown to reddish brown CLAY, little to some Silt, trace fine subrounded Gravel, moist, stiff, NP to SP.	
	3	2-4	NM	0.0		Reddish brown SILT, some Clay, trace fine sub-rounded Gravel, dense, moist, NP. Increasing Clay content with depth. [TILL]	
	4	4-5	NM	0.0			
5							
605	5	5-8	3.5	0.0			Borehole backfilled with Bentonite to bottom of sub slab.
	6	8-10	2.9	0.0			
10							
	7	10-12	1.2	0.0			
600						End of Boring 12.0 ft. bgs.	

ARCADIS Design & Consultancy for natural and built assets

Remarks: bgs = below ground surface; NA = Not Applicable/Available; AMSL = Above Mean Sea Level; NM = Not Measured; NP = Not Plastic; SP = Slightly Plastic; MP = Mostly Plastic

Samples collect from 0-5 ft. via hand auger. Samples collected at 0-1' and 1-2'bgs for PCB analysis and 6-8' bgs for PCB and VOC analysis. Remaining samples archived pending analytical results.

Project: AP013103.1000
Data File: SB-4

Template:
Date: 6/21/2018

Created/Edited by: JMM

Date Start/Finish: 2/28/2018 **Drilling Company:** Arcadis **Driller's Name:** Douglas Richmond **Drilling Method:** Direct Push **Sampling Method:** 4 ft core barrel **Rig Type:** Truck mounted AMS Power Probe	**Northing:** 1090654.5341 **Easting:** 1066736.2432 **Casing Elevation:** NA **Borehole Depth:** 12' bgs **Surface Elevation:** 611.68 AMSL **Descriptions By:** Joshua Miller	**Well/Boring ID:** SB-5 **Client:** General Electric Corporation **Location:** GE Buffalo Service Center 175 Milens Road Tonawanda, NY 14150

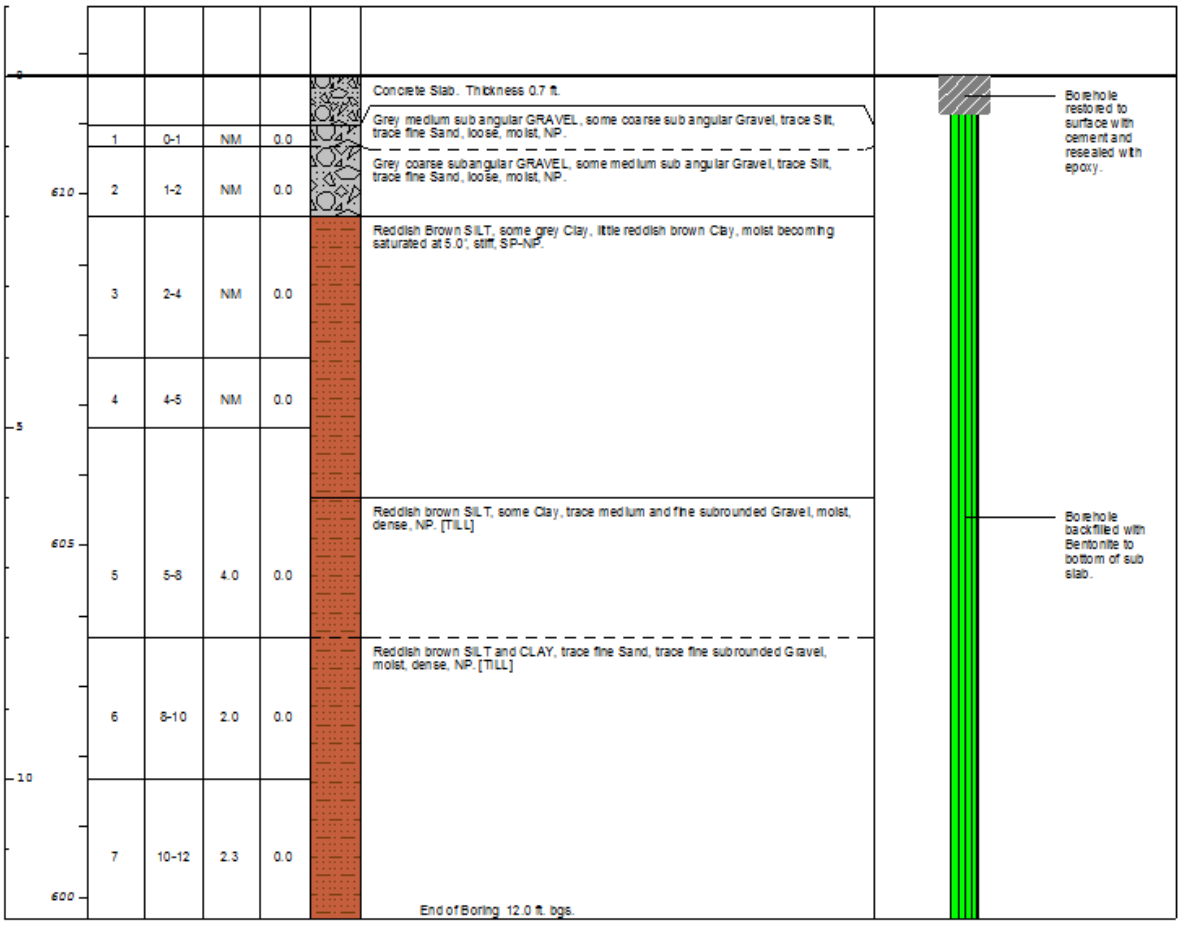

Remarks: bgs = below ground surface; NA = Not Applicable/Available; AMSL = Above Mean Sea Level; NM = Not Measured; NP = Not Plastic; SP = Slightly Plastic; MP = Mostly Plastic

Samples collect from 0-5 ft. via hand auger. Samples collected from 6-8' bgs for PCB and VOC analysis. Remaining samples analyzed for PCBs and archived for VOCs pending analytical results.

ARCADIS Design & Consultancy for natural and built assets

Project: AP013103.1000
Data File: SB-5
Template:
Date: 6/21/2018

Created/Edited by: JMM

Date Start/Finish: 3/1/201 **Drilling Company:** Arcadis **Driller's Name:** Douglas Richmond **Drilling Method:** Direct Push **Sampling Method:** 4 ft core barrel **Rig Type:** Truck mounted AMS Power Probe	**Northing:** 1090682.3343 **Easting:** 1066717.5191 **Casing Elevation:** NA **Borehole Depth:** 12' bgs **Surface Elevation:** 611.72 AMSL **Descriptions By:** Joshua Miller	**Well/Boring ID:** SB-6 **Client:** General Electric Corporation **Location:** GE Buffalo Service Center 175 Milens Road Tonawanda, NY 14150

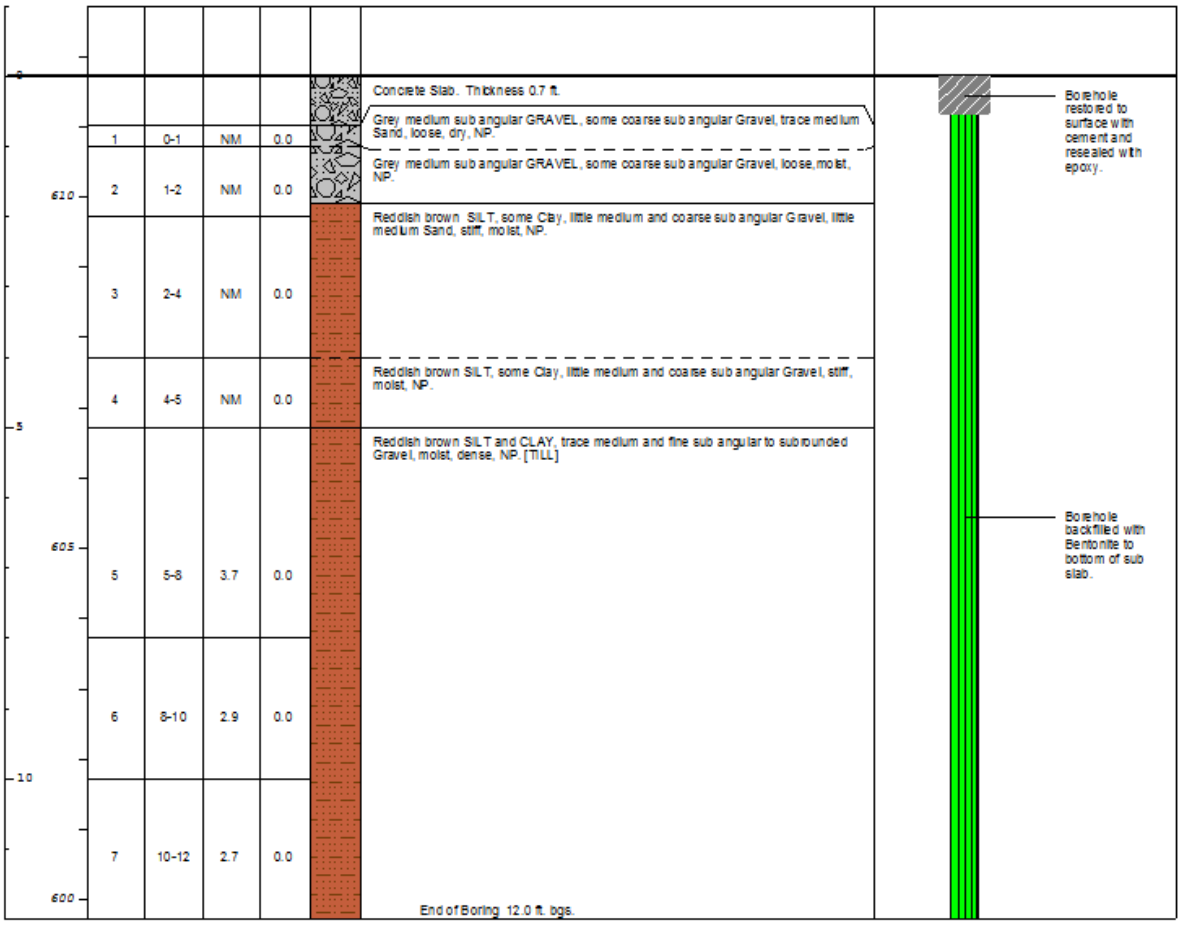

ARCADIS Design & Consultancy for natural and built assets

Remarks: bgs = below ground surface; NA = Not Applicable/Available; AMSL = Above Mean Sea Level; NM = Not Measured; NP = Not Plastic; SP = Slightly Plastic; MP = Mostly Plastic

Samples collect from 0-5 ft. via hand auger. Samples collected from 0-1'and 1-2' bgs analyzed for PCBs. Samples collected from 6-8' bgs analyzed for PCBs and VOCs. Remaining samples archived pending analytical results.

Date Start/Finish: 3/5/18 **Drilling Company:** Arcadis **Driller's Name:** Douglas Richmond **Drilling Method:** Direct Push **Sampling Method:** 4 ft core barrel **Rig Type:** Truck mounted AMS Power Probe	**Northing:** 1090706.7154 **Easting:** 1066755.9134 **Casing Elevation:** NA **Borehole Depth:** 12' bgs **Surface Elevation:** 611.68 AMSL **Descriptions By:** Joshua Miller	**Well/Boring ID:** SB-7 **Client:** General Electric Corporation **Location:** GE Buffalo Service Center 175 Milens Road Tonawanda, NY 14150

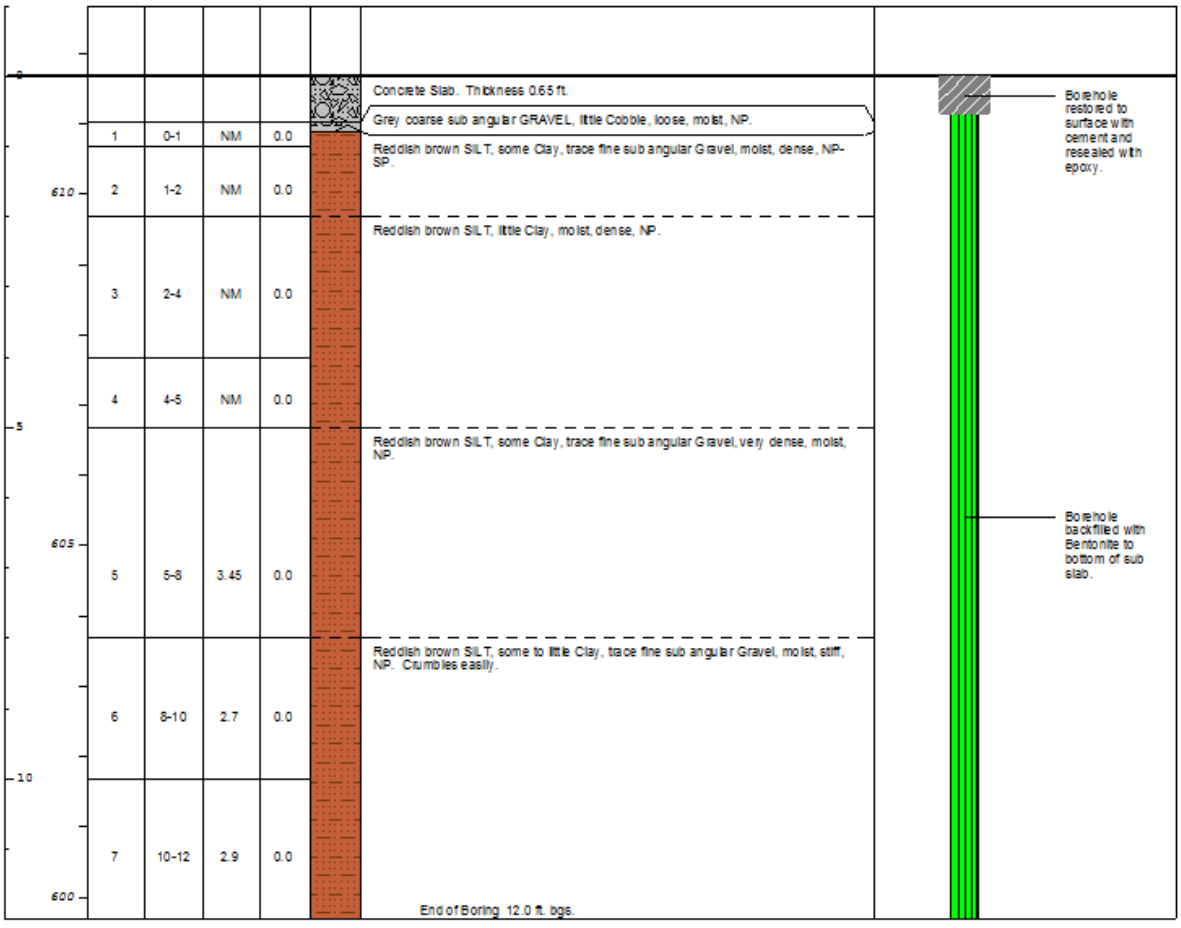

ARCADIS Design & Consultancy for natural and built assets

Remarks: bgs = below ground surface; NA = Not Applicable/Available; AMSL = Above Mean Sea Level; NM = Not Measured; NP = Not Plastic; SP = Slightly Plastic; MP = Mostly Plastic

Samples collect from 0-5 ft. via hand auger. Samples collected from 6-8' bgs analyzed for PCBs and VOCs. Remaining samples analyzed for PCBs and archived for VOCs pending analytical results.

Date Start/Finish: 3/5/18 **Drilling Company:** Arcadis **Driller's Name:** Douglas Richmond **Drilling Method:** Direct Push **Sampling Method:** 4 ft core barrel **Rig Type:** Truck mounted AMS Power Probe	**Northing:** 1090751.8365 **Easting:** 1066750.8182 **Casing Elevation:** NA **Borehole Depth:** 13.35' bgs **Surface Elevation:** 611.66 AMSL **Descriptions By:** Joshua Miller	**Well/Boring ID:** SB-8 **Client:** General Electric Corporation **Location:** GE Buffalo Service Center 175 Milens Road Tonawanda, NY 14150

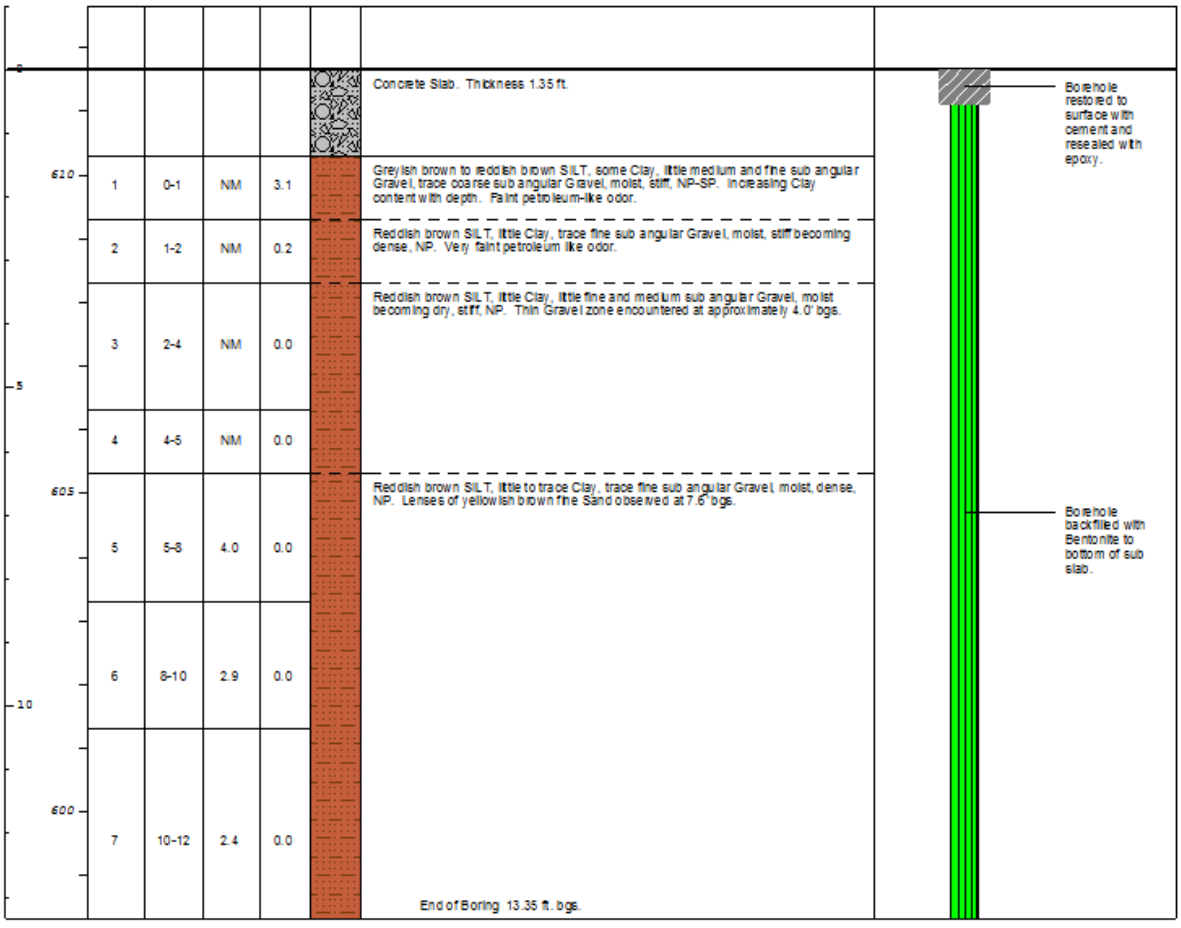

ARCADIS Design & Consultancy for natural and built assets

Remarks: bgs = below ground surface; NA = Not Applicable/Available; AMSL = Above Mean Sea Level; NM = Not Measured; NP = Not Plastic; SP = Slightly Plastic; MP = Mostly Plastic

Samples collect from 0-5 ft. via hand auger. Samples collected from 0-1', 1-2' and 6-8' bgs analyzed for PCBs and VOCs. Remaining samples analyzed for PCBs and archived for VOCs pending analytical results.

Date Start/Finish: 3/12/18 **Drilling Company:** Arcadis **Driller's Name:** Douglas Richmond **Drilling Method:** Direct Push **Sampling Method:** 4 ft core barrel **Rig Type:** Truck mounted AMS Power Probe	**Northing:** 1090797.8927 **Easting:** 1066741.3812 **Casing Elevation:** NA **Borehole Depth:** 12' bgs **Surface Elevation:** 611.75 AMSL **Descriptions By:** Joshua Miller	**Well/Boring ID:** SB-9 **Client:** General Electric Corporation **Location:** GE Buffalo Service Center 175 Milens Road Tonawanda, NY 14150

DEPTH / ELEVATION	Sample Run Number	Sample/Int/Type	Recovery	PID Headspace (ppm)	Geologic Column	Stratigraphic Description	Well/Boring Construction
0						Concrete Slab. Thickness 0.45 ft.	Borehole restored to surface with cement and reseated with epoxy.
	1	0-1	NM	0.0		Greyish brown to reddish brown SILT, little to some Clay, trace coarse sub angular Gravel, moist, stiff, NP. Slight discoloration of soil below slab.	
610	2	1-2	NM	0.0		Reddish brown SILT, some Clay, trace fine subrounded Gravel, moist, stiff, SP.	
	3	2-4	NM	0.0		Reddish brown SILT, little Clay, trace medium and fine subrounded Gravel, moist becoming dry, stiff becoming dense, NP.	
	4	4-5	NM	0.0			
5							
605	5	5-8	3.8	0.0		Reddish brown SILT, little Clay, trace coarse, medium and fine Gravel, moist, dense, NP. [TILL]	Borehole backfilled with Bentonite to bottom of sub slab.
	6	8-10	2.0	0.0		Reddish brown SILT, little Clay, trace medium and fine subrounded Gravel, moist, dense, NP. [TILL]	
10							
	7	10-12	2.0	0.0			
600						End of Boring 12.0 ft. bgs.	

ARCADIS Design & Consultancy for natural and built assets

Remarks: bgs = below ground surface; NA = Not Applicable/Available; AMSL = Above Mean Sea Level; NM = Not Measured; NP = Not Plastic; SP = Slightly Plastic; MP = Mostly Plastic

Samples collect from 0-5 ft. via hand auger. Samples collected from 0-1', 1-2', and 8-10' bgs for PCB and VOC analysis. Remaing samples archived pending analytical results.

Project: AP013103.1000
Data File: SB-9

Template:
Date: 6/21/2018

Created/Edited by: JMM

Date Start/Finish: 3/12/18 **Drilling Company:** Arcadis **Driller's Name:** Douglas Richmond **Drilling Method:** Direct Push **Sampling Method:** 4 ft core barrel **Rig Type:** Truck mounted AMS Power Probe	**Northing:** 1090806.9169 **Easting:** 1066687.3410 **Casing Elevation:** NA **Borehole Depth:** 12' bgs **Surface Elevation:** 611.75 AMSL **Descriptions By:** Joshua Miller	**Well/Boring ID:** SB-10 **Client:** General Electric Corporation **Location:** GE Buffalo Service Center 175 Milens Road Tonawanda, NY 14150

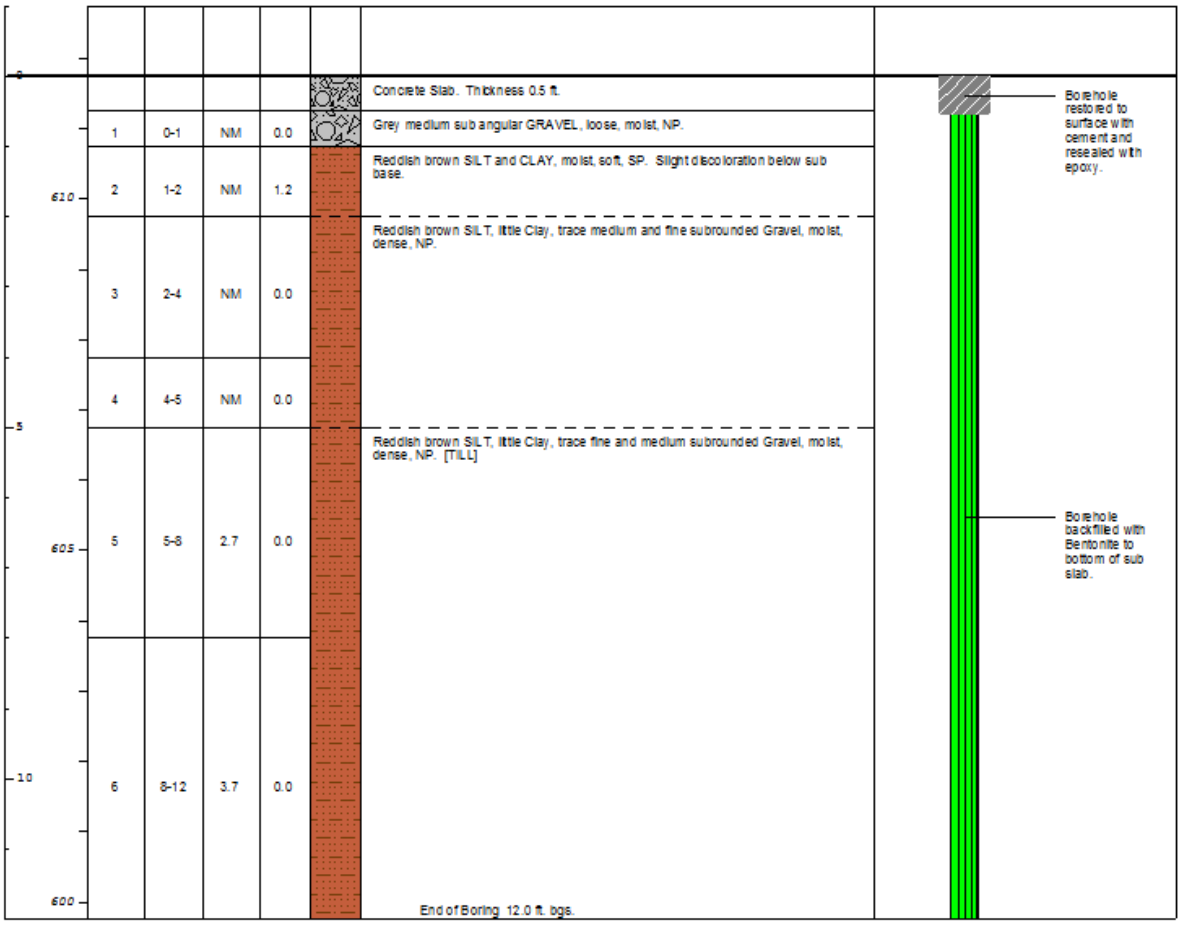

Remarks: bgs = below ground surface; NA = Not Applicable/Available; AMSL = Above Mean Sea Level; NM = Not Measured; NP = Not Plastic; SP = Slightly Plastic; MP = Mostly Plastic

Samples collect from 0-5 ft. via hand auger. Samples collected from 1-2', 2-4' and 8-10' bgs for PCB and VOC analysis. Remaing samples archived pending analytical results.

No sample collected from 0-1 ft. due to large grain size.

Date Start/Finish: 3/13/2018 **Drilling Company:** Arcadis **Driller's Name:** Douglas Richmond **Drilling Method:** Direct Push **Sampling Method:** 4 ft core barrel **Rig Type:** Truck mounted AMS Power Probe	**Northing:** 1090856.4036 **Easting:** 1066720.4122 **Casing Elevation:** NA **Borehole Depth:** 12' bgs **Surface Elevation:** 611.73 AMSL **Descriptions By:** Joshua Miller	**Well/Boring ID:** SB-11 **Client:** General Electric Corporation **Location:** GE Buffalo Service Center 175 Milens Road Tonawanda, NY 14150

DEPTH / ELEVATION	Sample Run Number	Sample/Int/Type	Recovery	PID Headspace (ppm)	Geologic Column	Stratigraphic Description	Well/Boring Construction
0						Concrete Slab. Thickness 0.5 ft.	Borehole restored to surface with cement and reseated with epoxy.
	1	0-1	NM	0.0		Grey and reddish brown SILT and CLAY, trace fine Sand, trace fine sub angular Gravel, saturated, stiff, SP to MP. Slight discoloration of soil directly below slab.	
610	2	1-2	NM	0.0		Reddish brown SILT, some Clay, trace fine Sand, saturated, stiff, SP. Slight discolbration of soil.	
	3	2-4	NM	0.0		Reddish brown SILT, some Clay, trace fine subrounded Gravel, wet, stiff, SP.	
	4	4-5	NM	0.0			
5						Reddish brown SILT, little Clay, trace fine Gravel, moist, dense, NP. [TILL]	
605	5	5-8	2.5	0.0			Borehole backfilled with Bentonite to bottom of sub slab.
	6	8-10	2.0	0.0		Reddish brown SILT, little Clay, trace medium and fine subrounded Gravel, moist, dense, NP. [TILL]	
10	7	10-12	0.6	0.0			
600						End of Boring 12.0 ft. bgs.	

ARCADIS Design & Consultancy for natural and built assets

Remarks: bgs = below ground surface; NA = Not Applicable/Available; AMSL = Above Mean Sea Level; NM = Not Measured; NP = Not Plastic; SP = Slightly Plastic; MP = Mostly Plastic

Samples collect from 0-5 ft. via hand auger. Samples collected from 0-1', 1-2', and 4-6' bgs analyzed for PCBs and VOCs. Remaing samples archived pending analytical results.

Date Start/Finish: 3/15/2018 **Drilling Company:** Arcadis **Driller's Name:** Douglas Richmond **Drilling Method:** Direct Push **Sampling Method:** 4 ft core barrel **Rig Type:** Truck mounted AMS Power Probe	**Northing:** 1090851.0244 **Easting:** 1066757.7197 **Casing Elevation:** NA **Borehole Depth:** 12' bgs **Surface Elevation:** 609.27 AMSL **Descriptions By:** Joshua Miller	**Well/Boring ID:** SB-12 **Client:** General Electric Corporation **Location:** GE Buffalo Service Center 175 Milens Road Tonawanda, NY 14150

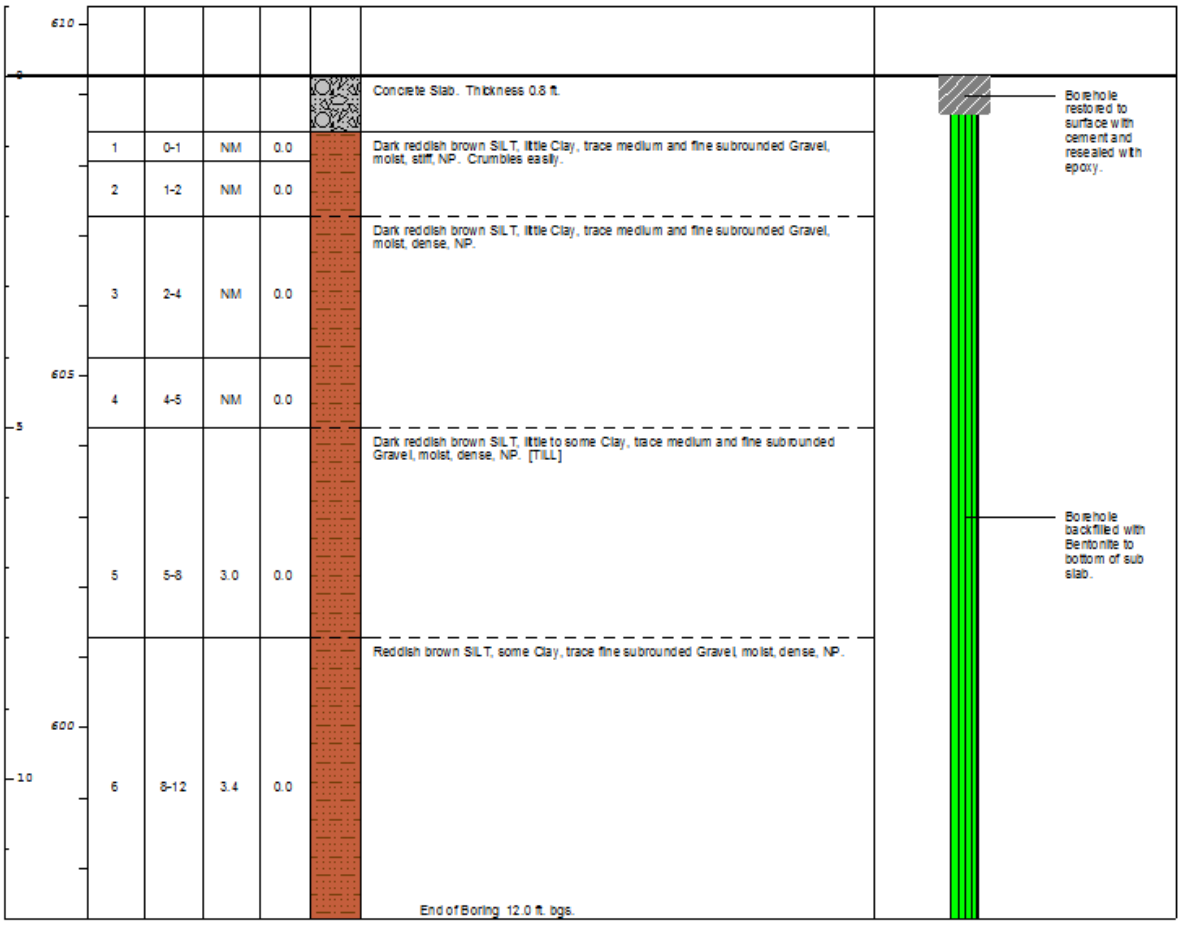

ARCADIS Design & Consultancy for natural and built assets

Remarks: bgs = below ground surface; NA = Not Applicable/Available; AMSL = Above Mean Sea Level; NM = Not Measured; NP = Not Plastic; SP = Slightly Plastic; MP = Mostly Plastic

Samples collect from 0-5 ft. via hand auger. Samples collected from 4-6' bgs analyzed for PCBs and VOCs. Samples collected from 0-1' bgs analyzed for PCBs. Remaing samples archived pending analytical results.

Date Start/Finish: 3/15/18 **Drilling Company:** Arcadis **Driller's Name:** Douglas Richmond **Drilling Method:** Direct Push **Sampling Method:** 4 ft core barrel **Rig Type:** Truck mounted AMS Power Probe	**Northing:** 1090894.1494 **Easting:** 1066746.0877 **Casing Elevation:** NA **Borehole Depth:** 16' bgs **Surface Elevation:** 611.71 AMSL **Descriptions By:** Joshua Miller	**Well/Boring ID:** SB-13 **Client:** General Electric Corporation **Location:** GE Buffalo Service Center 175 Milens Road Tonawanda, NY 14150

DEPTH / ELEVATION	Sample Run Number	Sample/Int/Type	Recovery	PID Headspace (ppm)	Geologic Column	Stratigraphic Description	Well/Boring Construction
0						Concrete Slab. Thickness 0.8 ft. Oil observed below slab.	Borehole restored to surface with cement and resealed with epoxy.
	1	0-1	NM	1.5		Reddish brown SILT, some Clay, little grey medium subrounded Gravel, trace fine subrounded Gravel, wet, loose becoming stiff, NP-SP. Faint petroleum-like odor.	
610	2	1-2	NM	2.4		Reddish brown SILT, some Clay, trace medium and fine subrounded Gravel, wet, stiff, SP. Faint solvent-like odor.	
	3	2-4	NM	1.5		Grey and reddish brown SILT and CLAY, wet, stiff, SP. Faint solvent-like odor.	
	4	4-5	NM	8.8		Reddish brown SILT, little Clay, little medium to fine Sand seams, wet, soft becoming stiff, NP. Petroleum like odor. Water encountered at this depth.	
5	5	5-8	3.2	1.2		Reddish brown SILT, little to some Clay, trace fine subrounded Gravel, moist, dense, NP. [TILL]	
605	6	8-10	1.8	0.8		Reddish brown SILT, little to some Clay, trace medium and fine subrounded Gravel, moist, dense, NP. [TILL]	Borehole backfilled with Bentonite to bottom of sub slab.
10	7	10-12	0.8	0.2			
600	8	12-16	3.6	0.0			
15						End of Boring 16.0 ft. bgs.	

ARCADIS Design & Consultancy for natural and built assets

Remarks: bgs = below ground surface; NA = Not Applicable/Available; AMSL = Above Mean Sea Level; NM = Not Measured; NP = Not Plastic; SP = Slightly Plastic; MP = Mostly Plastic

Samples collect from 0-5 ft. via hand auger. Samples collected from 0-1', 1-2', 4-6' and 8-10' bgs analyzed for PCBs and VOCs. Remaing samples analyzed for PCBs and archived for VOCs pending analytical results.

Project: AP013103.1000
Data File: SB-13

Template:
Date: 6/21/2018

Created/Edited by: JMM

Date Start/Finish: 3/16/2018 **Drilling Company:** Arcadis **Driller's Name:** Douglas Richmond **Drilling Method:** Direct Push **Sampling Method:** 4 ft core barrel **Rig Type:** Truck mounted AMS Power Probe	**Northing:** 1066697.3377 **Easting:** 1090913.8742 **Casing Elevation:** NA **Borehole Depth:** 12' bgs **Surface Elevation:** 611.70 AMSL **Descriptions By:** Joshua Miller	**Well/Boring ID:** SB-14 **Client:** General Electric Corporation **Location:** GE Buffalo Service Center 175 Milens Road Tonawanda, NY 14150

DEPTH / ELEVATION	Sample Run Number	Sample/Int/Type	Recovery	PID Headspace (ppm)	Geologic Column	Stratigraphic Description	Well/Boring Construction
0							
	1	0-1	NM	0.0		Concrete Slab. Thickness 0.5 ft.	
						Grey medium sub angular Gravel, moist, loose, NP	
						Brown to reddish brown SILT, some Clay, trace medium and fine subrounded Gravel, wet, stiff, NP-SP.	
610	2	1-2	NM	0.0		Brown to reddish brown SILT and CLAY, little medium Sand, trace fine subrounded Gravel, wet, stiff, NP.	
	3	2-4	NM	0.0		Reddish brown SILT and CLAY, trace medium and fine subrounded Gravel, moist, dense, NP.	
	4	4-5	NM	0.0			
5						Reddish brown SILT, some Clay, trace fine subrounded Gravel, moist, dense, NP. [TILL]	
605	5	5-8	3.0	0.0			
10	6	8-12	3.5	0.0			
600						End of Boring 12.0 ft. bgs.	

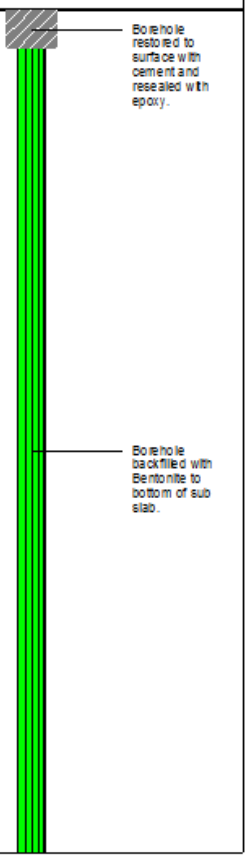

ARCADIS Design & Consultancy for natural and built assets

Remarks: bgs = below ground surface; NA = Not Applicable/Available; AMSL = Above Mean Sea Level; NM = Not Measured; NP = Not Plastic; SP = Slightly Plastic; MP = Mostly Plastic

Samples collect from 0-5 ft. via hand auger. Samples collected from 6-8' bgs analyzed for PCBs and VOCs. Samples collected from 0-1' and 1-2' bgs analyzed for PCBs. Remaing samples archived pending analytical results.

Date Start/Finish: 3/7/2018 / 3/14/2018 **Drilling Company:** Arcadis **Driller's Name:** Douglas Richmond **Drilling Method:** Direct Push **Sampling Method:** 4 ft core barrel **Rig Type:** Truck mounted AMS Power Probe	**Northing:** 1090933.7550 **Easting:** 1066755.8176 **Casing Elevation:** NA **Borehole Depth:** 12' bgs **Surface Elevation:** 611.64 AMSL **Descriptions By:** Joshua Miller	**Well/Boring ID:** SB-15 **Client:** General Electric Corporation **Location:** GE Buffalo Service Center 175 Milens Road Tonawanda, NY 14150

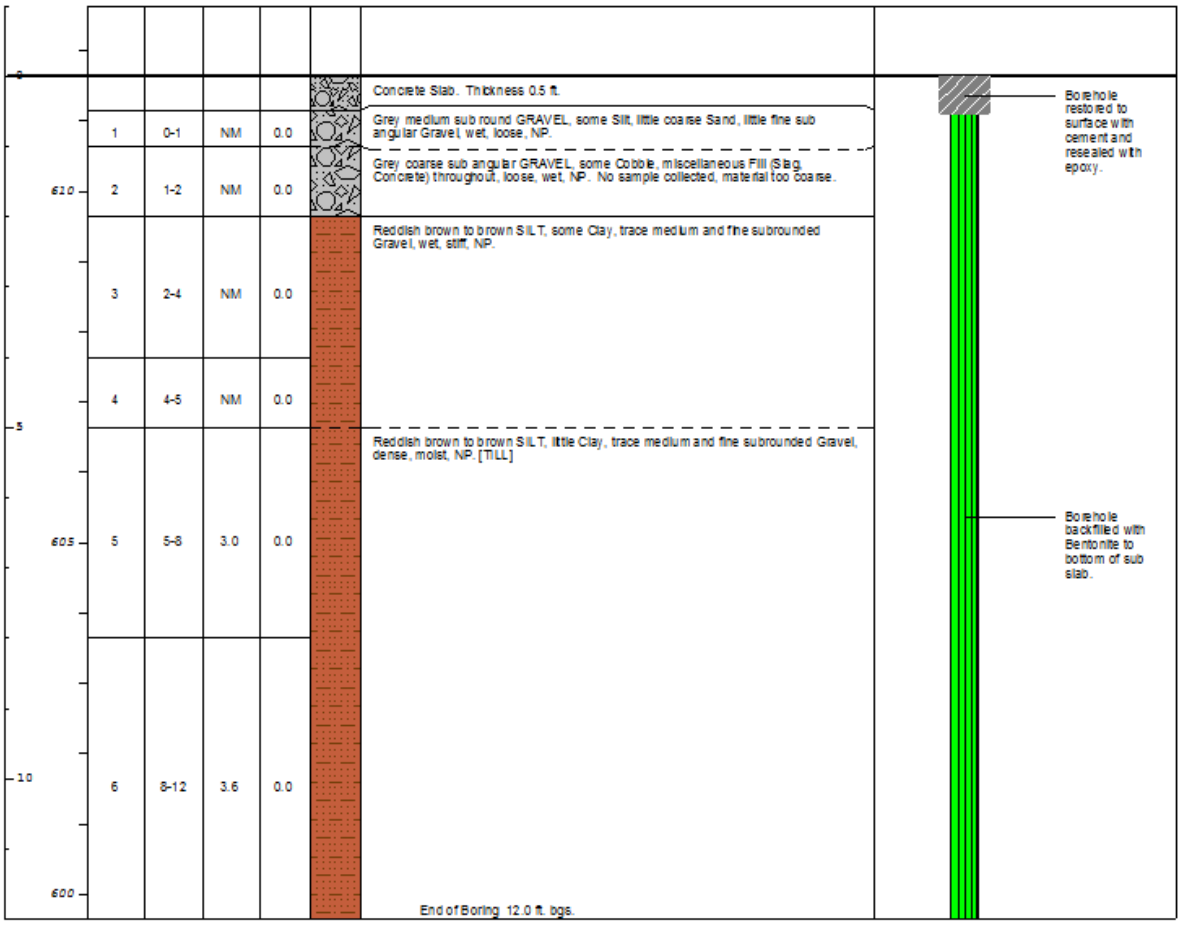

Remarks: bgs = below ground surface; NA = Not Applicable/Available; AMSL = Above Mean Sea Level; NM = Not Measured; NP = Not Plastic; SP = Slightly Plastic; MP = Mostly Plastic

Samples collect from 0-5 ft. via hand auger. Samples collected from 2-4' and 6-8' bgs analyzed for PCBs and VOCs. Remaining samples analyzed for PCBs and archived for VOCs pending analytical results.

ARCADIS Design & Consultancy for natural and built assets

Project: AP013103.1000
Data File: SB-15
Template:
Date: 6/21/2018

Created/Edited by: JMM

Date Start/Finish: 3/6/2018 / 3/7/2018 **Drilling Company:** Arcadis **Driller's Name:** Douglas Richmond **Drilling Method:** Direct Push **Sampling Method:** 4 ft core barrel **Rig Type:** Truck mounted AMS Power Probe	**Northing:** 1090958.6898 **Easting:** 1066717.7868 **Casing Elevation:** NA **Borehole Depth:** 12' bgs **Surface Elevation:** 611.72 AMSL **Descriptions By:** Joshua Miller	**Well/Boring ID:** SB-16 **Client:** General Electric Corporation **Location:** GE Buffalo Service Center 175 Milens Road Tonawanda, NY 14150

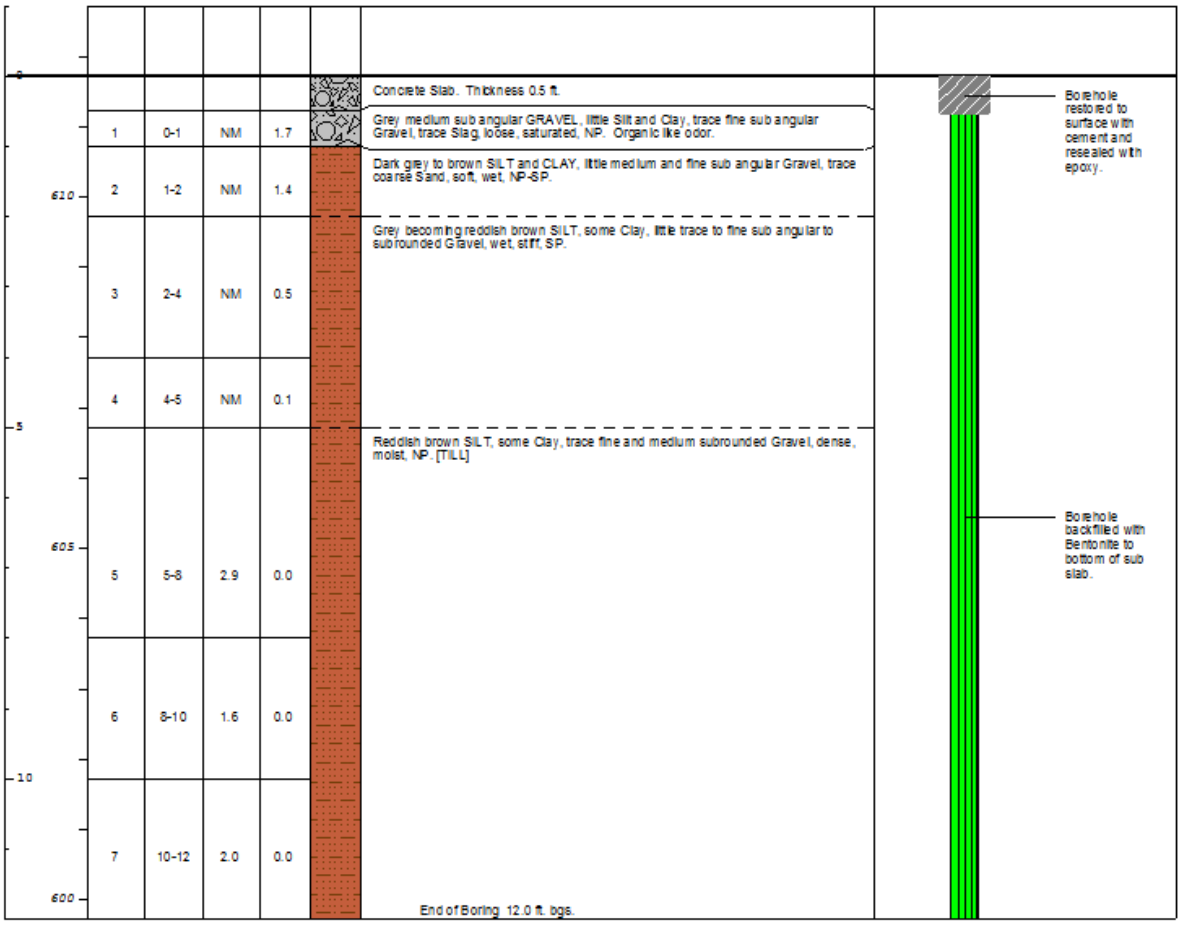

ARCADIS Design & Consultancy for natural and built assets

Remarks: bgs = below ground surface; NA = Not Applicable/Available; AMSL = Above Mean Sea Level; NM = Not Measured; NP = Not Plastic; SP = Slightly Plastic; MP = Mostly Plastic

Samples collect from 0-5 ft. via hand auger. Samples collected from 0-1', 1-2' and 6-8' bgs analyzed for PCBs and VOCs. Remaining samples archived pending analytical results.

Date Start/Finish: 3/14/2018 **Drilling Company:** Arcadis **Driller's Name:** Douglas Richmond **Drilling Method:** Direct Push **Sampling Method:** 4 ft core barrel **Rig Type:** Truck mounted AMS Power Probe	**Northing:** 1090924.9437 **Easting:** 1066667.8610 **Casing Elevation:** NA **Borehole Depth:** 14.7' bgs **Surface Elevation:** 609.49 AMSL **Descriptions By:** Joshua Miller	**Well/Boring ID:** SB-17 **Client:** General Electric Corporation **Location:** GE Buffalo Service Center 175 Milens Road Tonawanda, NY 14150

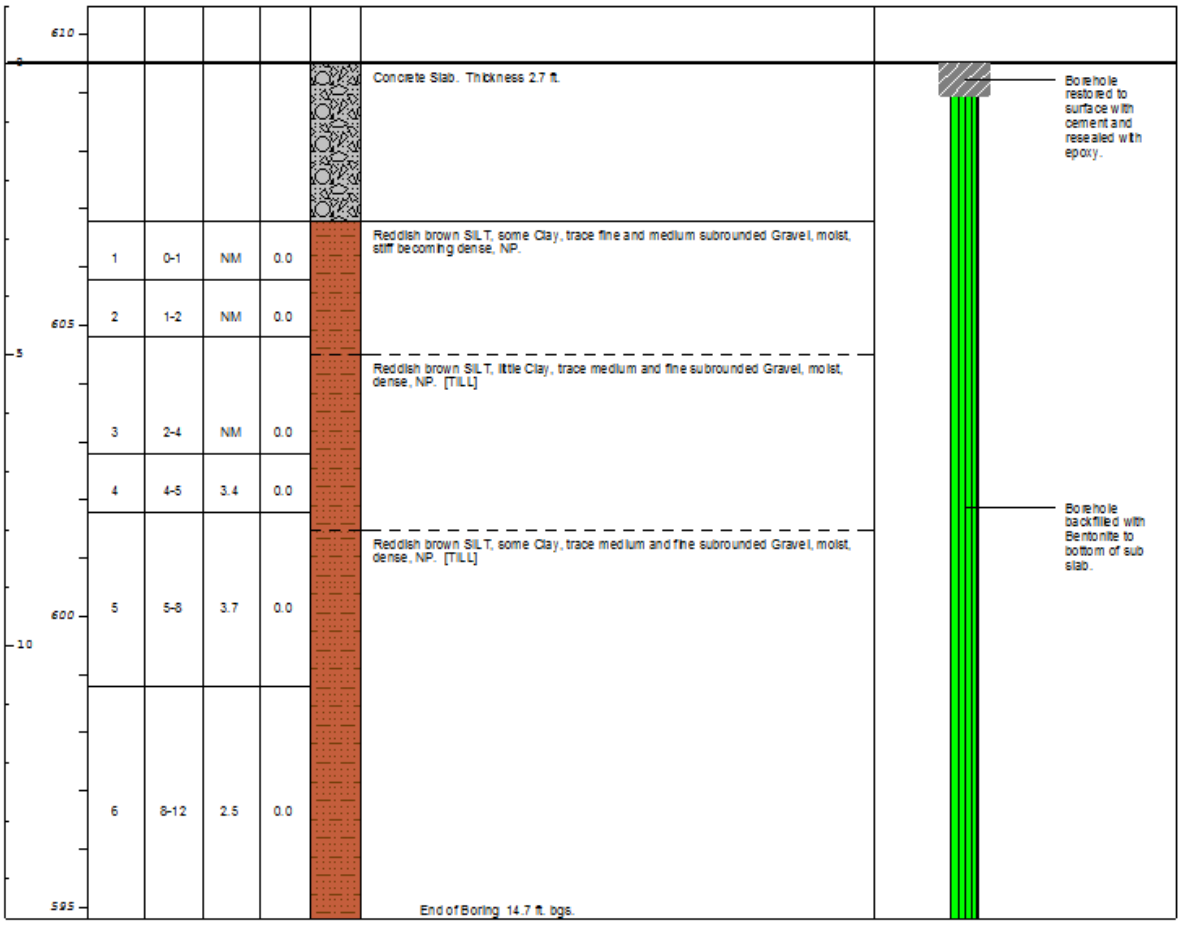

Remarks: bgs = below ground surface; NA = Not Applicable/Available; AMSL = Above Mean Sea Level; NM = Not Measured; NP = Not Plastic; SP = Slightly Plastic; MP = Mostly Plastic

Samples collect from 0-5 ft. via hand auger. Samples collected from 6-8' bgs for PCB and VOC analysis and from 2-4' bgs for PCB analysis. Remaing samples archived pending analytical results.

Date Start/Finish: 3/7/2018 **Drilling Company:** Arcadis **Driller's Name:** Douglas Richmond **Drilling Method:** Direct Push **Sampling Method:** 4 ft core barrel **Rig Type:** Bobcat-mounted AMS Power Probe	**Northing:** 1090923.6172 **Easting:** 1066594.5690 **Casing Elevation:** NA **Borehole Depth:** 12' bgs **Surface Elevation:** 611.70 AMSL **Descriptions By:** Joshua Miller	**Well/Boring ID:** SB-18 **Client:** General Electric Corporation **Location:** GE Buffalo Service Center 175 Milens Road Tonawanda, NY 14150

DEPTH / ELEVATION	Sample Run Number	Sample/Int/Type	Recovery	PID Headspace (ppm)	Geologic Column	Stratigraphic Description	Well/Boring Construction
0						Concrete Slab. Thickness 0.4 ft.	Borehole restored to surface with cement and reseated with epoxy.
	1	0-1	NM	0.0		Brown SILT and medium SAND, little fine Sand, trace coarse Sand, trace fine sub angular Gravel, wet, soft, NP.	
610	2	1-2	NM	0.0		Brown becoming reddish brown SILT and CLAY, little medium Sand, decreasing sand content with depth, wet becoming moist, soft becoming stiff, NP-SP.	
	3	2-4	NM	0.0		Reddish brown SILT, little Clay, trace medium to fine sub angular Gravel, stiff, moist, NP.	
	4	4-5	NM	0.0			
5							
605	5	5-8	3.4	0.0		Reddish brown SILT, little to some Clay, trace fine and medium subrounded Gravel, moist, dense, NP. [TILL]	Borehole backfilled with Bentonite to bottom of sub slab.
10	6	8-12	4.0	0.0			
600						End of Boring 12.0 ft. bgs.	

ARCADIS Design & Consultancy for natural and built assets

Remarks: bgs = below ground surface; NA = Not Applicable/Available; AMSL = Above Mean Sea Level; NM = Not Measured; NP = Not Plastic; SP = Slightly Plastic; MP = Mostly Plastic

Samples collect from 0-5 ft. via hand auger. Samples collected from 0-1' and 1-2' bgs analyzed for PCBs. Samples collected from 6-8' bgs analyzed for PCBs and VOCs. Remaining samples archived pending analytical results.

Date Start/Finish: 3/9/2018 **Drilling Company:** Arcadis **Driller's Name:** Douglas Richmond **Drilling Method:** Direct Push **Sampling Method:** 4 ft core barrel **Rig Type:** Truck mounted AMS Power Probe	**Northing:** 1090841.9765 **Easting:** 1066655.9257 **Casing Elevation:** NA **Borehole Depth:** 12' bgs **Surface Elevation:** 611.77 AMSL **Descriptions By:** Joshua Miller	**Well/Boring ID:** SB-19 **Client:** General Electric Corporation **Location:** GE Buffalo Service Center 175 Milens Road Tonawanda, NY 14150

DEPTH ELEVATION	Sample Run Number	Sample/Int/Type	Recovery	PID Headspace (ppm)	Geologic Column	Stratigraphic Description	Well/Boring Construction
0						Concrete Slab. Thickness 0.6 ft.	Borehole restored to surface with cement and resealed with epoxy.
	1	0-1	NM	0.0		Reddish brown SILT and CLAY, trace fine sub angular Gravel, moist, stiff, SP.	
610	2	1-2	NM	1.7		Reddish brown and grey SILT, some Clay, little fine Sand, trace fine and medium sub angular Gravel, moist, stiff, SP. Slight discoloration of soil.	
	3	2-4	NM	0.0		Reddish brown SILT, little to some Clay, trace medium and fine sub angular Gravel, moist becoming dry, stiff, NP.	
	4	4-5	NM	0.0		Reddish brown SILT, little to some Clay, trace fine and medium sub angular Gravel, trace Cobble, dry, stiff, NP.	
5							
	5	5-8	3.0	0.0		Reddish brown SILT, little Clay, trace medium and fine subrounded Gravel, moist, dense, NP. [TILL]	Borehole backfilled with Bentonite to bottom of sub slab.
605							
10	6	8-12	3.8	0.0			
600						End of Boring 12.0 ft. bgs.	

ARCADIS Design & Consultancy for natural and built assets

Remarks: bgs = below ground surface; NA = Not Applicable/Available; AMSL = Above Mean Sea Level; NM = Not Measured; NP = Not Plastic; SP = Slightly Plastic; MP = Mostly Plastic

Samples collect from 0-5 ft. via hand auger. Samples collected from 0-1', 1-2', 2-4' and 8-10' bgs analyzed for PCBs and VOCs. Remaing samples archived pending analytical results.

Project: AP013103.1000
Data File: SB-19

Template:
Date: 6/21/2018

Created/Edited by: JMM

Date Start/Finish: 3/13/2018 **Drilling Company:** Arcadis **Driller's Name:** Douglas Richmond **Drilling Method:** Direct Push **Sampling Method:** 4 ft core barrel **Rig Type:** Truck mounted AMS Power Probe	**Northing:** 1090807.2407 **Easting:** 1066657.0782 **Casing Elevation:** NA **Borehole Depth:** 12' bgs **Surface Elevation:** 609.06 AMSL **Descriptions By:** Joshua Miller	**Well/Boring ID:** SB-20 **Client:** General Electric Corporation **Location:** GE Buffalo Service Center 175 Milens Road Tonawanda, NY 14150

DEPTH ELEVATION	Sample Run Number	Sample/Int/Type	Recovery	PID Headspace (ppm)	Geologic Column	Stratigraphic Description	Well/Boring Construction
610 / 0						Concrete Slab. Thickness 0.8 ft.	Borehole restored to surface with cement and resealed with epoxy.
						Reddish brown SILT, some Clay, little medium and fine subrounded Gravel, moist, dense, NP.	
	1	0-1	NM	0.0			
	2	1-2	NM	0.0		Reddish brown SILT, some to little Clay, trace fine subrounded Gravel, moist, dense, NP. Decreasing Clay content with depth.	
	3	2-4	NM	0.0		Reddish brown SILT, little Clay, trace fine subrounded Gravel, moist becoming dry, dense, NP.	
605 / 5	4	4-5	NM	0.0			
	5	5-8	3.7	0.0		Reddish brown SILT, little Clay, trace fine subrounded Gravel, moist, dense, NP.	Borehole backfilled with Bentonite to bottom of sub slab.
600 / 10	6	8-12	4	0.0		Reddish brown SILT, little Clay, trace medium and fine subrounded Gravel, moist, dense, NP. [TILL]	
						End of Boring 12.0 ft. bgs.	

ARCADIS Design & Consultancy for natural and built assets

Remarks: bgs = below ground surface; NA = Not Applicable/Available; AMSL = Above Mean Sea Level; NM = Not Measured; NP = Not Plastic; SP = Slightly Plastic; MP = Mostly Plastic

Samples collect from 0-5 ft. via hand auger. Samples collected from 0-1' and 6-8' bgs for PCB and VOC analysis. Samples collected from 1-2' bgs for PCB analysis. Remaing samples archived pending analytical results.

Date Start/Finish: 3/7/2018 / 3/8/2018 **Drilling Company:** Arcadis **Driller's Name:** Douglas Richmond **Drilling Method:** Direct Push **Sampling Method:** 4 ft core barrel **Rig Type:** Bobcat-mounted AMS Power Probe	**Northing:** 1090863.8742 **Easting:** 1066592.4340 **Casing Elevation:** NA **Borehole Depth:** 12' bgs **Surface Elevation:** 611.63 AMSL **Descriptions By:** Joshua Miller	**Well/Boring ID:** SB-21 **Client:** General Electric Corporation **Location:** GE Buffalo Service Center 175 Milens Road Tonawanda, NY 14150

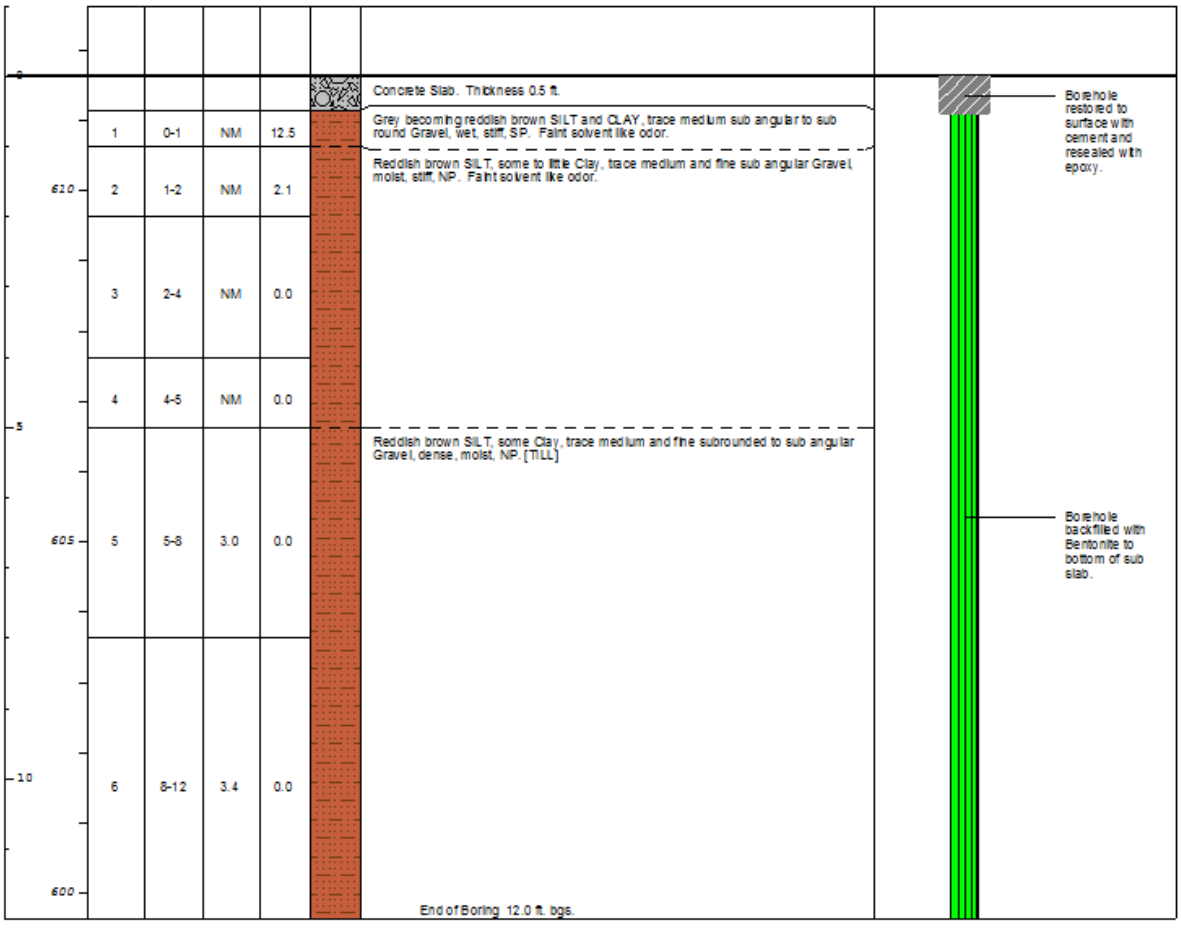

ARCADIS Design & Consultancy for natural and built assets

Remarks: bgs = below ground surface; NA = Not Applicable/Available; AMSL = Above Mean Sea Level; NM = Not Measured; NP = Not Plastic; SP = Slightly Plastic; MP = Mostly Plastic

Samples collect from 0-5 ft. via hand auger. Samples collected from 0-1', 1-2' and 6-8' bgs analyzed for PCBs and VOCs. Remaining samples archived pending analytical results.

Date Start/Finish: 3/8/2018 / 3/9/2018 **Drilling Company:** Arcadis **Driller's Name:** Douglas Richmond **Drilling Method:** Direct Push **Sampling Method:** 4 ft core barrel **Rig Type:** Truck mounted AMS Power Probe	**Northing:** 1090740.5768 **Easting:** 1066664.9107 **Casing Elevation:** NA **Borehole Depth:** 12' bgs **Surface Elevation:** 611.79 AMSL **Descriptions By:** Joshua Miller	**Well/Boring ID:** SB-22 **Client:** General Electric Corporation **Location:** GE Buffalo Service Center 175 Milens Road Tonawanda, NY 14150

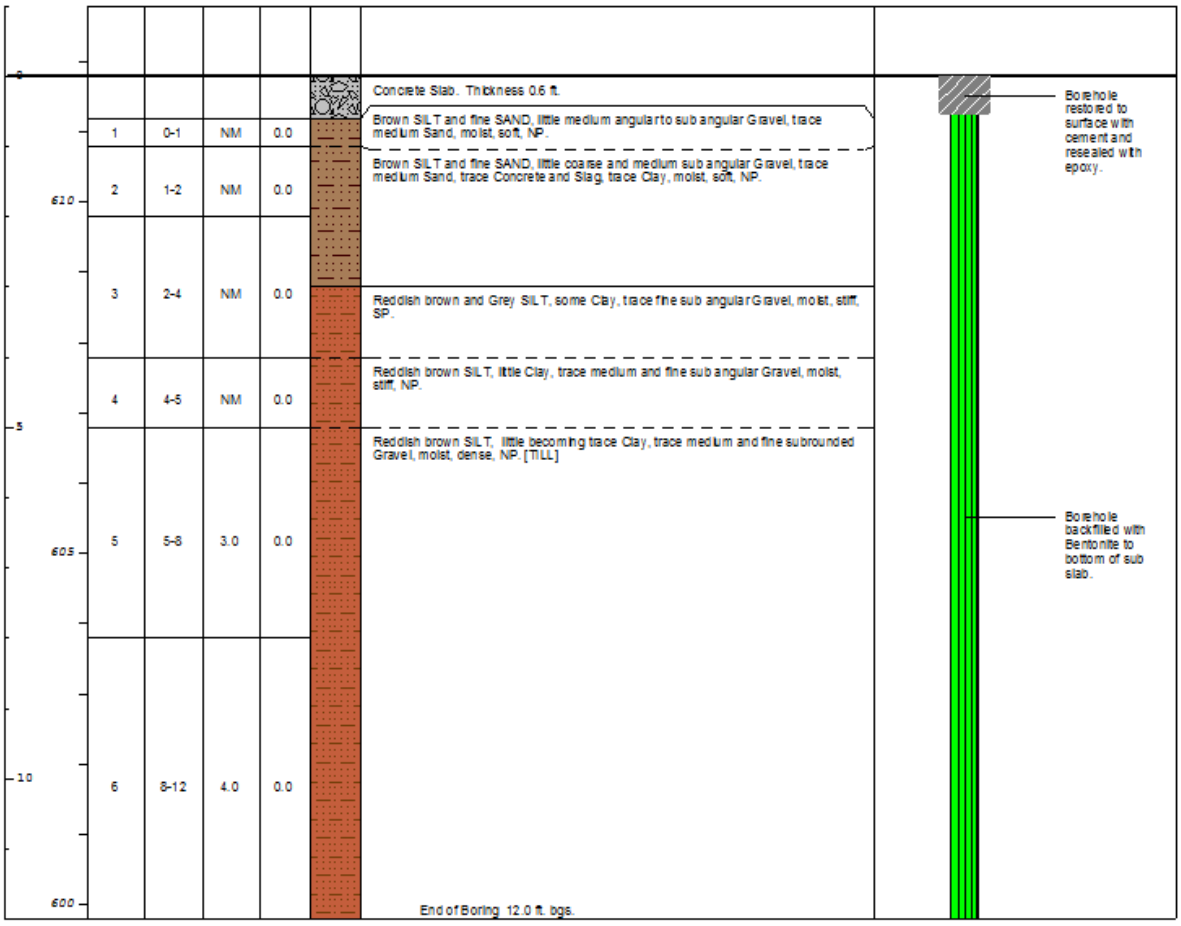

Remarks: bgs = below ground surface; NA = Not Applicable/Available; AMSL = Above Mean Sea Level; NM = Not Measured; NP = Not Plastic; SP = Slightly Plastic; MP = Mostly Plastic

Samples collect from 0-5 ft. via hand auger. Samples collected from 0-1' and 1-2' bgs analyzed for PCBs. Samples collected from 2-4' and 6-8' bgs analyzed for PCBs and VOCs. Remaing samples archived pending analytical results.

ARCADIS Design & Consultancy for natural and built assets

Project: AP013103.1000
Data File: SB-22
Template:
Date: 6/21/2018

Created/Edited by: JMM

Date Start/Finish: 3/8/2018 **Drilling Company:** Arcadis **Driller's Name:** Douglas Richmond **Drilling Method:** Direct Push **Sampling Method:** 4 ft core barrel **Rig Type:** Truck mounted AMS Power Probe	**Northing:** 1090729.3437 **Easting:** 1066632.8792 **Casing Elevation:** NA **Borehole Depth:** 12' bgs **Surface Elevation:** 611.77 AMSL **Descriptions By:** Joshua Miller	**Well/Boring ID:** SB-23 **Client:** General Electric Corporation **Location:** GE Buffalo Service Center 175 Milens Road Tonawanda, NY 14150

DEPTH / ELEVATION	Sample Run Number	Sample/Int/Type	Recovery	PID Headspace (ppm)	Geologic Column	Stratigraphic Description	Well/Boring Construction
0						Concrete Slab. Thickness 0.4 ft.	Borehole restored to surface with cement and resealed with epoxy.
	1	0-1	NM	0.2		Grey medium sub angular GRAVEL, loose, moist, NP.	
						Reddish brown to grey SILT, little to some Clay, little Concrete and Slag throughout, moist, stiff, NP. Discoloration of soil directly below sub base.	
610	2	1-2	NM	0.0		Reddish brown to grey SILT, some Clay, trace medium sub angular Gravel, stiff, moist, NP.	
	3	2-4	NM	0.0		Reddish brown SILT, little Clay, trace fine and medium sub angular Gravel, moist, stiff becoming dense, NP.	
	4	4-5	NM	0.0			
5						Reddish brown SILT, little Clay, trace medium and fine subrounded Gravel, moist, dense, NP. [TILL]	
605	5	5-8	3.0	0.0			Borehole backfilled with Bentonite to bottom of sub slab.
	6	8-12	3.4	0.0			
10							
600						End of Boring 12.0 ft. bgs.	

ARCADIS Design & Consultancy for natural and built assets

Remarks: bgs = below ground surface; NA = Not Applicable/Available; AMSL = Above Mean Sea Level; NM = Not Measured; NP = Not Plastic; SP = Slightly Plastic; MP = Mostly Plastic

Samples collect from 0-5 ft. via hand auger. Samples collected from 1-2' bgs for PCB analysis. Samples collected from 0-1' and 6-8' bgs for PCB and VOC analysis. Remaing samples archived pending analytical results.

Date Start/Finish: 3/8/2018 **Drilling Company:** Arcadis **Driller's Name:** Douglas Richmond **Drilling Method:** Direct Push **Sampling Method:** 4 ft core barrel **Rig Type:** Truck mounted AMS Power Probe	**Northing:** 1090637.8393 **Easting:** 1066622.6062 **Casing Elevation:** NA **Borehole Depth:** 12' bgs **Surface Elevation:** 611.75 AMSL **Descriptions By:** Joshua Miller	**Well/Boring ID:** SB-24 **Client:** General Electric Corporation **Location:** GE Buffalo Service Center 175 Milens Road Tonawanda, NY 14150

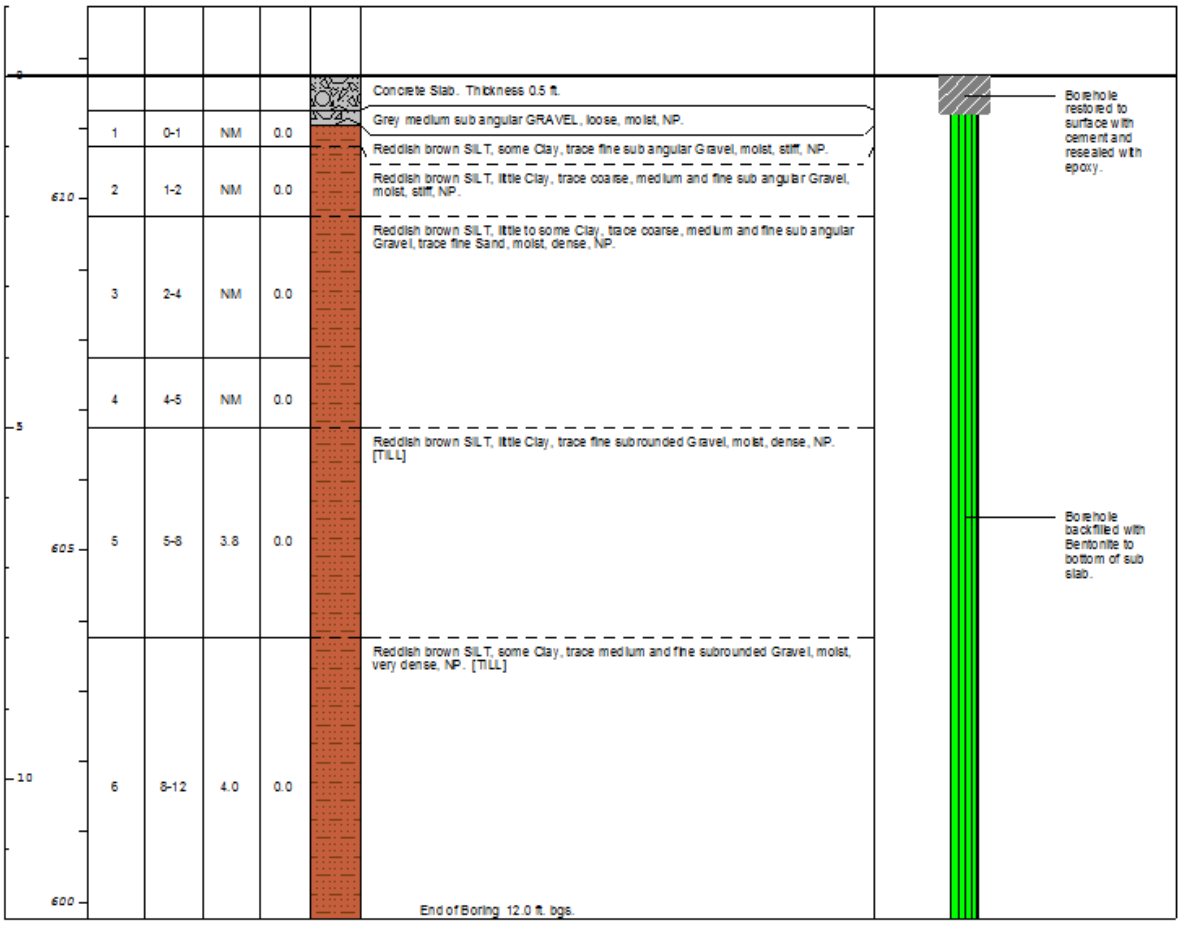

ARCADIS Design & Consultancy for natural and built assets

Remarks: bgs = below ground surface; NA = Not Applicable/Available; AMSL = Above Mean Sea Level; NM = Not Measured; NP = Not Plastic; SP = Slightly Plastic; MP = Mostly Plastic

Samples collect from 0-5 ft. via hand auger. Samples collected from 0-1'and 1-2' bgs analyzed for PCBs. Samples collected from 6-8' bgs analyzed for PCBs and VOCs. Remaing samples archived pending analytical results.

Date Start/Finish: 3/14/2018 **Drilling Company:** Arcadis **Driller's Name:** Douglas Richmond **Drilling Method:** Direct Push **Sampling Method:** 4 ft core barrel **Rig Type:** Truck mounted AMS Power Probe	**Northing:** 1090663.7262 **Easting:** 1066678.1689 **Casing Elevation:** NA **Borehole Depth:** 12' bgs **Surface Elevation:** 607.35 AMSL **Descriptions By:** Joshua Miller	**Well/Boring ID:** SB-25 **Client:** General Electric Corporation **Location:** GE Buffalo Service Center 175 Milens Road Tonawanda, NY 14150

DEPTH / ELEVATION	Sample Run Number	Sample/Int/Type	Recovery	PID Headspace (ppm)	Geologic Column	Stratigraphic Description	Well/Boring Construction
0						Concrete Slab. Thickness 0.8 ft.	Borehole restored to surface with cement and reseated with epoxy.
						Grey medium sub angular Gravel, wet, loose, NP.	
	1	0-1	NM	0.0		Reddish brown SILT and CLAY, trace fine sub angular to subrounded Gravel, wet, stiff, NP-SP.	
	2	1-2	NM	0.0			
605	3	2-4	NM	0.0		Reddish brown SILT and CLAY, wet, stiff becoming medium stiff, SP-MP.	
	4	4-5	NM	0.0		Reddish brown SILT, some Clay, trace medium and fine subrounded Gravel, moist, dense, NP.	
5	5	5-8	4.0	0.0		Reddish brown SILT, some to little Clay, trace medium and fine subrounded Gravel, moist, dense becoming stiff, NP.	Borehole backfilled with Bentonite to bottom of sub slab.
600							
	6	8-12	3.2	0.0		Brown SILT, some Clay, trace medium and fine subrounded Gravel, moist, stiff to medium stiff, NP-SP.	
10						End of Boring 12.0 ft. bgs.	

ARCADIS Design & Consultancy for natural and built assets

Remarks: bgs = below ground surface; NA = Not Applicable/Available; AMSL = Above Mean Sea Level; NM = Not Measured; NP = Not Plastic; SP = Slightly Plastic; MP = Mostly Plastic

Samples collect from 0-5 ft. via hand auger. Samples collected from 1-2' and 2-4' bgs analyzed for PCBs. Samples collected from 6-8' bgs analyzed for PCBs and VOCs. Remaining samples archived pending analytical results.

No sample collected from 0-1 ft. bgs due to coarse grain size.

Arcadis of New York, Inc.

855 Route 146

Suite 210

Clifton Park, New York 12065

Tel 518 250 7300

Fax 518 371 2757

www.arcadis.com