2015 ANNUAL SUMMARY AND SITE MAINTENANCE AND MONITORING REPORT

Former Bell Aerospace Facility
Wheatfield, New York

Prepared for:

Textron Inc.
40 Westminster Street
Providence, Rhode Island 02903-6028

Submitted by:

CB&I Environmental & Infrastructure, Inc.
13 British American Boulevard
Latham, New York 12110-1405

Project No. 156045
February 18, 2016

Table of Contents

List of Tables iv

List of Figures iv

List of Appendices iv

List of Acronyms & Abbreviations v

1.0 Introduction 1
1.1 Background 1

2.0 Field Sampling Activities 3
2.1 General 3
2.2 Hydraulic Monitoring 3
2.2.1 Off-Site System 3
2.2.2 On-Site System 4
2.3 Groundwater Sampling 5
2.3.1 General 5
2.3.2 Monitoring and Extraction Well Sampling 6
2.4 Maintenance of Monitoring Points 7

3.0 Laboratory Analytical Methods and Results 8
3.1 Analytical Methods 8
3.2 Analytical Results 8
3.2.1 Zone 3 Groundwater Quality Sampling 8
3.2.2 Off-Site System Efficiency Sampling 9
3.2.3 Annual Groundwater Sampling 9
3.3 QA/QC Samples 10
3.4 Data Review 10

4.0 Summary of Off-Site and On-Site Extraction System Operations 11
4.1 Review of Off-Site and On-Site System Operations 11
4.1.1 Off-Site System 11
4.1.2 On-Site System 11
4.1.3 Repairs, Upgrades, and Enhancements to Systems 12
4.2 Discharge Monitoring 15
4.2.1 Off-Site System 15
4.2.2 On-Site System 15
4.2.3 Site Inspections 15
4.3 Evaluation 16
4.3.1 Chemical Data for Off-Site and On-Site Systems 16
4.3.2 Hydraulic Response for Off-Site and On-Site Systems 16
4.4 Routine Operational Corrective Measures 17

5.0 Summary 18
5.1 Hydraulic Monitoring Data 18

5.2 Laboratory Data 18
5.3 Off-Site and On-Site System Performance 18
5.4 Recommendations for Future Groundwater Monitoring and System Operations 19

6.0 References 20

Tables

Figures

Appendices

List of Tables

Table 1	Groundwater Monitoring Points, On-Site and Off-Site Effectiveness Monitoring Programs
Table 2	Hydraulic Monitoring Data – May and October 2015
Table 3A	Summary of Vertical Hydraulic Gradients – May 2015 Hydraulic Monitoring Event
Table 3B	Summary of Vertical Hydraulic Gradients – October 2015 Hydraulic Monitoring Event
Table 4	Summary of Field Sampling Measurements and Observations
Table 5	Summary of Groundwater Analytical Data

List of Figures

Figure 1	Groundwater Monitoring Plan Sample Locations
Figure 2	Groundwater Elevation Contour Map, Zone 1 Bedrock – May 2015
Figure 3	On-Site Groundwater Elevation Contour Map, Zone 1 Bedrock – May 2015
Figure 4	Groundwater Elevation Contour Map, Zone 1 Bedrock – October 2015
Figure 5	On-Site Groundwater Elevation Contour Map, Zone 1 Bedrock – October 2015
Figure 6	On-Site Groundwater Elevation Contour Map, Zone 3 Bedrock – October 2015
Figure 7	Changes in TVOC Concentrations – October 2015
Figure 8	TVOC Concentrations vs. Time, Monitoring Well 89-15(1)
Figure 9	TVOC Concentrations vs. Time, Monitoring Well 87-20(1)
Figure 10	TVOC Concentrations versus Time, Extraction Well EW-4
Figure 11	Dissolved Phase Plume Map, Zone 1 Bedrock – October 2015
Figure 12	Dissolved Phase Plume Map, Overburden – October 2015

List of Appendices

Appendix A	Well Inspection Forms
Appendix B	Field Sampling Data Sheets
Appendix C	Chain-of-Custody Forms
Appendix D	ALS Environmental, Inc. Analytical Report
Appendix E	Historical Sampling Results
Appendix F	Niagara County Sewer District Semiannual Reports
Appendix G	Historical VOC Concentration Graphs

List of Acronyms & Abbreviations

ALS	ALS Environmental, Inc.
CB&I	CB&I Environmental & Infrastructure, Inc.
cis-DCE	cis-1,2-dichloroethene
cm/sec	centimeters per second
DNAPL	dense non-aqueous phase liquid
ft/day	feet per day
ft/ft	foot per foot
gpd	gallons per day
HDPE	high density polyethylene
MS/MSD	matrix spike and matrix spike duplicate
Nature's Way	Nature's Way Environmental Services
NCSD	Niagara County Sewer District
NPDES	National Pollution Discharge Elimination System
NYSDEC	New York State Department of Environmental Conservation
PID	photoionization detector
ppmv	parts per million by volume
PVC	polyvinyl chloride
QA/QC	quality assurance/quality control
RCRA	Resource Conservation and Recovery Act
TCE	trichloroethene
Textron	Textron Inc.
TVOC	total volatile organic compound
USEPA	U.S. Environmental Protection Agency
VOC	volatile organic compound

1.0 Introduction

CB&I Environmental & Infrastructure, Inc. (CB&I) has prepared this report to present the results of ongoing remedial and groundwater monitoring activities at the former Bell Aerospace Facility in Wheatfield, New York. This report discusses all activities conducted during the 12-month monitoring period from January 1, 2015 through December 31, 2015. This report is submitted in accordance with Textron Inc.'s (Textron) New York State Department of Environmental Conservation (NYSDEC) Order on Consent Index No. 932052-01-04, effective December 16, 2014. This report presents any proposed changes to the current Groundwater Monitoring Plan and recommendations to optimize future operations for the Off-Site (based on the first 23 years of operation) and On-Site (based on the first 21 years of operation) groundwater remedial systems.

1.1 Background

The Off-Site System consists of six Zone 1 bedrock groundwater extraction wells (EW-1 through EW-6) connected by a subsurface double-containment pipeline that discharges the extracted groundwater to the Niagara County Sewer District (NCSD) Publicly Owned Treatment Works. Figure 1 presents a site layout showing the locations of the extraction wells and the groundwater monitoring points. The Off-Site System has been operating since March 1993. Extraction Well EW-1 was taken out of service during system startup in March 1993, based on the hydraulic response observed during system startup. Extraction Well EW-6 was taken off line on April 11, 1996 in an attempt to reduce the constituent concentration at the southern boundary of the dissolved phase plume in the area of EW-6. The cessation of groundwater extraction at EW-6 has allowed EW-5 to "draw" the dissolved phase plume boundary (just to the south of EW-6) to the north. As part of an extended pilot study requested by the NYSDEC, Extraction Well EW-5 was taken off line on September 5, 2013 while Extraction Wells EW-2, EW-3, and EW-4 remained operational. The purpose of this pilot study was to attempt to "pull" the edge of the plume in a northerly direction by turning off the southernmost extraction well while demonstrating that three extraction wells can continue to control the plume. The Off-Site System continues to operate in this configuration with the permission of the NYSDEC.

The On-Site Remedial System consists of seven Zone 1 bedrock groundwater extraction wells (EW-7, EW-8, EW-13, and DW-9 through DW-12) connected by a subsurface double-containment pipeline that delivers the extracted groundwater to the On-Site Treatment Plant. At the Treatment Plant, volatile organic compounds (VOCs) are removed from the groundwater using the air stripper to aerate the water prior to the water being processed through granular activated carbon units. The recovered groundwater is ultimately discharged to the Walmore Road storm sewer under a National Pollution Discharge Elimination System (NPDES) permit.

Figure 1 presents a site layout showing the location of the extraction wells and the groundwater monitoring points.

Construction of the system was initiated on September 20, 1993 and was substantially completed in late 1994. Startup of the system began in April 1995. Extraction Well DW-9 was taken off line on May 26, 1998 to focus remedial efforts on the southern property line of the facility near Wells EW-7 and EW-8. Extraction Well EW-13 was added to the system approximately midway between these wells and was activated on September 25, 1998 in order to form a better hydraulic barrier between Wells EW-7 and EW-8.

2.0 Field Sampling Activities

2.1 General

CB&I personnel performed field sampling activities according to the procedures detailed in the Groundwater Monitoring Plan. Semiannual groundwater monitoring was performed on May 18, 2015 and October 21 and 22, 2015 for the monitoring wells listed in Table 1.

The well locations are shown on Figure 1. The following sections provide details of the field activities and procedures associated with the monitoring and gauging program. As detailed in the Groundwater Monitoring Plan, groundwater quality sampling occurs on an annual basis (October) whereas gauging of the monitoring well network is conducted semiannually (April and October). The spring gauging event was postponed (with the consent of the NYSDEC) from April to May in 2015 because certain repairs were needed on the extraction wells in order to obtain representative groundwater samples.

2.2 Hydraulic Monitoring

Groundwater elevations were measured at each monitoring well using an electronic oil/water level meter capable of measuring to an accuracy of 0.01 foot to determine the depth to water and total well depth (depth to the bottom) to calculate the height of the water column. Non-aqueous phase liquid was not detected in any of the wells gauged. A summary of the water level measurements obtained during the May and October 2015 sampling events is presented in Table 2. The groundwater elevation data were used to construct the groundwater contour maps. The groundwater level elevations from the Zone 1 wells for both the On-Site and Off-Site areas are presented on Figures 2 and 3 for the May 2015 event, and Figures 4 and 5 for the October 2015 event.

2.2.1 Off-Site System

Groundwater elevation contour maps of the Zone 1 bedrock aquifer in the vicinity of the On-Site and Off-Site systems are presented on Figures 2 and 4. These maps show a consistent and significant overlap of the cones of depression and the contaminant plume in the Off-Site area, which is one of the design goals of the system. The hydraulic response to pumping of the Off-Site System has remained reasonably consistent since system startup in March 1993, although precipitation (especially when heavy or prolonged) is shown to have a significant impact on the overall elevation of the cone of depression. Specifically, heavy precipitation events tend to raise the water table elevation in all of the wells in the Off-Site area. However, an inward hydraulic gradient toward the Off-Site pumping system has always been observed and maintained as specified in the system design goals.

Groundwater flow directions, as shown on Figures 2 and 4, have remained relatively consistent within the developed cone of depression, moving generally toward the operating extraction wells of the Off-Site System. Note that since September 5, 2013, EW-5 has been non-operational as part of a NYSDEC-approved evaluation regarding the ability of the three northernmost extraction wells to contain the prevailing southerly migration of impacted groundwater. This pilot study has proven to be successful, and the NYSDEC has granted a provisional shutdown of Extraction Well EW-5. The horizontal hydraulic gradient in the area immediately north of the Off-Site System during October 2015 was approximately 0.0101 foot per foot (ft/ft), as determined from water levels recorded in Wells 87-20(1) and EW-2 (Figure 4). This number is generally consistent with the horizontal gradient in this area over the past several years.

The average linear velocity of groundwater can be calculated from hydraulic gradient data. To calculate this velocity (v), the average Zone 1 hydraulic conductivity (K) of 2×10^{-3} centimeters per second (cm/sec); an effective porosity (n_e) value of 3 percent, as presented in the Resource Conservation and Recovery Act (RCRA) Facility Investigation for the former Textron facility (Golder, 1991); and the calculated hydraulic gradient (i) between Wells 87-20 (1) and EW-2 as recorded during October 2014 were used. The formula is:

$$v = (Ki)/n_e$$

The average linear velocity of groundwater in the area immediately north of the Off-Site System during October 2015 was approximately 1.91 feet per day (ft/day), based on the hydraulic gradient of 0.0101 ft/ft. The flow rates are comparable from year to year.

2.2.2 On-Site System

The hydraulic response of the On-Site System throughout this year has met the following design expectations:

- Establishing a zone of groundwater capture over the dense non-aqueous phase liquid (DNAPL) plume (which has not been encountered in over 13 years)
- Maintaining an upward hydraulic gradient between the Zone 3 (deep) and Zone 1 (shallow) bedrock aquifers
- Maintaining a downward hydraulic gradient between the overburden and the Zone 1 aquifer
- Establishing a groundwater capture zone along the southern property boundary of the Textron facility between Extraction Wells EW-7, EW-13, and EW-8

The groundwater capture zone created by operation of the On-Site System in the Zone 1 aquifer over the DNAPL plume has shown an increase in size and gradient when compared to previous

years due to recent enhancements and repairs to the system. The Zone 1 semiannual groundwater contour maps (Figures 3 and 5) illustrate that the On-Site System is producing a hydraulic capture zone in Zone 1.

Groundwater elevation measurements obtained during the October 21, 2015 hydraulic monitoring event were used for these calculations. Horizontal hydraulic gradients of 0.0112 ft/ft and 0.0014 ft/ft were calculated between well sets 87-01(1) and EW-8, and 87-02(1) and DW-12, respectively. The On-Site groundwater flow rate, using a hydraulic conductivity value of 2×10^{-3} cm/sec and an effective porosity value of 3 percent (the same parameters as used for the Off-Site area), is 2.11 ft/day, based on a gradient of 0.0112 ft/ft between 87-01(1) and EW-8. The value for the hydraulic gradient calculated between Wells 87-02(1) and DW-12 is 0.26 ft/day, based on a horizontal hydraulic gradient of 0.0014 ft/ft.

All data from 2015 indicate that the desired upward gradients between Zones 3 and 1, and downward gradients between the overburden aquifer and Zone 1, were observed in the On-Site well clusters measured. A summary of vertical hydraulic gradients between Zones 1 and 3 based on the past year's hydraulic monitoring data is included as Tables 3A and 3B. The data indicate that the hydraulic gradients range from 0.10 to 0.66 ft/ft. Maintenance of this "upward gradient" shows effective containment of the plume within Zone 1 as required in the system design specifications.

The On-Site groundwater elevation contour map for the Zone 3 bedrock aquifer for October 2015 is included as Figure 6. It indicates that groundwater flow in the Zone 3 aquifer is primarily in a southeasterly direction, which is similar to the flow direction prior to operation of the On-Site System.

2.3 Groundwater Sampling

2.3.1 General

Two limited supplemental groundwater sampling events were completed proactively by Textron in May and June 2015 to assess the groundwater quality in the Zone 3 monitoring wells and the performance of the Off-Site System pilot test.

The annual groundwater quality monitoring event was conducted on October 21 and 22, 2015. Table 1 lists the monitoring wells, sampling schedule, and analysis as required by Permit No. 9-2940-00001/00079. As a result of the May and June sampling of the Zone 3 monitoring wells, Monitoring Wells 87-02(3) and 87-13(3) were added to the 2015 sampling program.

CB&I personnel performed field sampling activities according to the procedures detailed in the Groundwater Monitoring Plan. Detailed discussions of the Off-Site and On-Site System operations, groundwater quality, and hydraulic monitoring are included in the respective

semiannual reports. The following sections present general trends that have been noted during the past calendar year.

2.3.2 Monitoring and Extraction Well Sampling

Groundwater samples were collected during May and June 2015 from two locations (Zone 3 Bedrock Wells and the Off-Site Extraction System) on the site. These two supplemental sampling events were performed to generate groundwater data to assess groundwater quality in the Zone 3 aquifer and the ability of the three northernmost extraction wells to contain the prevailing southerly migration of impacted groundwater. Further discussion regarding the sampling results for these events and the October 2015 monitoring event is included in Section 3.2.

Representative samples were collected from all 11 monitoring wells scheduled for the annual groundwater sampling event on October 21 and 22, 2015 as well as the two Zone 3 monitoring wells. Twelve extraction wells (EW-2, EW-3, EW-4, EW-5, EW-6, EW-7, EW-8, DW-9, DW-10, DW-11, DW-12, and EW-13) were scheduled for sampling during the October 2015 monitoring event. The monitoring locations are shown on Figure 1.

The physical integrity of each location was visually inspected and noted prior to sampling. Each extraction well was inspected prior to entering to ensure that the vault entranceway was free of obstructions. The ambient air inside the vaults was analyzed for lower explosive limit, oxygen deficiency, hydrogen sulfide, and carbon monoxide using a multi-gas meter prior to entry. No readings of an ambient air quality parameter greater than background concentrations (or outside of normal ranges for oxygen) were recorded. Well inspection forms are included as Appendix A.

Water level and total depth measurements were recorded and the volume of standing water in each well was calculated. A minimum of three times the calculated volume was purged from each well or the well was purged until it was deemed "dry" using a submersible pump. All purge water was collected in a 1,500-gallon poly tank and transported to Textron's On-Site Treatment Plant for treatment. For the sampling of all operational extraction wells (with the exception of DW-9 and EW-5), the submersible pump in each extraction well was allowed to operate for at least five minutes prior to sample collection to obtain a representative aliquot of groundwater. The dedicated tubing attached to each well's sampling port was purged for approximately one minute prior to collection. Extraction Well DW-9 currently has no pump (it is inactive as approved by the NYSDEC) and was sampled using a dedicated bailer in the same manner as the monitoring wells. DW-9 was not purged prior to sampling, per NYSDEC approval, due to the large purge volume that would be required to be removed.

The field groundwater quality parameters pH, specific conductance, and temperature were monitored during purging and prior to sampling. When necessary, a clear disposable bailer was

used to enable the observation of potential DNAPL. These and other observations were recorded on field sampling forms. The field observations and measurements are summarized on Table 4; the Field Sampling Data Sheets are included as Appendix B.

Immediately following collection, sample vials were placed into a cooler filled with ice to maintain an approximate temperature of 4 degrees Celsius. The samples were transferred under proper chain-of-custody to ALS Environmental, Inc. (ALS) personnel for transport to ALS' Rochester, New York, laboratory. The chain-of-custody forms are included as Appendix C. The samples were analyzed for VOCs using U.S. Environmental Protection Agency (USEPA) SW-846 Method 8260B.

2.4 Maintenance of Monitoring Points

Monitoring wells are visually inspected and accessed semiannually during the routine hydraulic monitoring events. Annual well inspection checklists are completed for each sampled monitoring well.

None of the monitoring wells required repairs or additional maintenance work during the 2015 calendar year. The protective bollards surrounding Monitoring Well 89-04(1) were discovered to have been destroyed sometime in 2014; these bollards were replaced on January 28, 2015.

Even though all adjacent residences are supplied with public water, some residents have retained private wells for non-potable usage. Textron annually send letters to private well owners offering to pay for closure of their wells. In 2015, one homeowner, Mr. Richard Milleville, requested that the private well on the 2302 Niagara Road property be closed. This well, located within a crawl space beneath the first floor of the residence, measured approximately 43 inches in diameter and 14.5 feet in depth. Well closure activities were completed by Nature's Way Environmental Services (Nature's Way) and CB&I on October 20 and 21, 2015.

3.0 Laboratory Analytical Methods and Results

3.1 Analytical Methods

All groundwater samples were analyzed for VOCs via USEPA SW-846 Method 8260B. The complete laboratory analytical report from each sampling point, as well as the associated quality assurance/quality control (QA/QC) data, are included as Appendix D.

3.2 Analytical Results

3.2.1 Zone 3 Groundwater Quality Sampling

Groundwater samples were collected in the spring from two locations (Zone 3 Bedrock Wells and the Off-Site Extraction System) on the site. Groundwater samples were collected in two of the Zone 3 Monitoring Wells (87-02(3) and 87-13(3)) on May 18, 2015 to confirm analytical results obtained during the October 2014 annual sampling event. The analytical results of this sampling event showed a further increase of VOCs, primarily trichloroethene (TCE) and cis-1,2-dichloroethene (cis-DCE) in Monitoring Well 87-13(3), while 87-02(3) remained consistent with historical trends. Due to this continued escalation in concentrations in Monitoring Well 87-13(3), groundwater samples were collected from all of the viable Zone 3 monitoring wells.

All of the Zone 3 monitoring wells (87-02(3), 87-04(3), 87-05(3), 87-13(3), 87-14(3), 87-15(3) and 87-16(3)(B)) were sampled on June 25, 2015. Additionally, the paired Zone 1 monitoring wells (87-02(1), 87-04(1), 87-05(1), 87-13(1), 87-14(1), and 87-15(1)) and Monitoring Well 87-13(0) were gauged for depth to water, depth to dense nonaqueous phase liquids (if detected), and depth to bottom. None of the wells reported the presence of separate phase product. Monitoring Well 87-13(1) did exhibit a photoionization detector (PID) headspace reading of 53.5 parts per million by volume (ppmv); all of the other monitoring wells recorded PID headspace readings of 0.0 ppmv. Due to sample breakage in the laboratory, no sample could be analyzed from Monitoring Well 87-05(3).

Groundwater flow in the Zone 3 bedrock remains consistent toward the southeast. The On-Site Treatment System continues to maintain a positive vertical upward gradient from Zone 3 to Zone 1. Elevated concentrations of TCE and cis-DCE were observed in Monitoring Wells 87-13(3) and 87-15(3). Monitoring Well 87-15(3) is the most upgradient monitoring location on the property within the Zone 3 bedrock and is upgradient of the former Neutralization Pond. Monitoring Well 87-13(3) is located directly downgradient of the former Neutralization Pond. The results of these sampling events were presented to the NYSDEC in a letter report dated August 11, 2015. While not scheduled for sampling during the 2015 monitoring event, Monitoring Wells 87-02(3) and 87-13(3) were added to the sampling program.

3.2.2 Off-Site System Efficiency Sampling

Samples were collected from the Off-Site System extraction wells (EW-2, EW-3, EW-4, EW-5, and EW-6) on May 18, 2015; due to miscommunication with field staff, no sample was collected from Monitoring Well 93-03(1). Another groundwater sampling event was completed on June 20, 2015 for the Off-Site System extraction wells (EW-2, EW-3, EW-5, and EW-6) and Monitoring Well 93-03(1). Due to an inoperable pump, no sample could be collected from Extraction Well EW-4 during this event. These sampling events were performed to assess the ability of the three northernmost extraction wells to contain the prevailing southerly migration of impacted groundwater. This pilot study continues to be successful and the NYSDEC has extended the provisional shutdown of Extraction Well EW-5. The results of these sampling events were presented to the NYSDEC in a letter report dated August 11, 2015.

3.2.3 Annual Groundwater Sampling

Of the 25 groundwater samples collected in October 2015, 16 samples showed a decrease in total VOC (TVOC) concentration, and 9 samples showed an increase in TVOC concentrations. These changes in concentration are presented on a map in Figure 7. A summary of compounds analyzed for the October 2015 monitoring event is included as Table 5. Historical analytical results for each monitoring point are included as Appendix E.

Decreasing trends in chemical concentrations have been observed in most monitoring and extraction wells based on calculated TVOC concentrations observed during this monitoring period. TVOC concentrations were calculated by summing the concentrations of all detected compounds for a sample. For the On-Site area, there is an overall decreasing trend in TVOC concentrations since 1993 as illustrated by the TVOC concentration versus time plot of analytical results from Monitoring Well 89-15(1) on Figure 8. This location showed a 30 percent decrease in TVOC concentrations between October 2014 and October 2015; concentrations in this monitoring well continue to decline.

The historic trend in TVOC concentrations for the area between the On-Site and Off-Site systems is shown by the TVOC concentration versus time plot of analytical results from Monitoring Well 87-20(1) (located north of the Off-Site System) on Figure 9. This location shows a 17.4 percent increase in TVOC concentrations between October 2014 and October 2015. These results are within established historical trends and consistent with concentrations previously observed.

The TVOC concentration versus time plot of analytical results from Extraction Well EW-4 is included as Figure 10. This location shows a 9.6 percent decrease in TVOC concentrations between October 2014 and October 2015. This location continues to demonstrate a significant decreasing trend since the termination of pumping in Extraction Well EW-5. When compared to

the 2012 TVOC concentration (236 micrograms per liter), there has been a 60 percent decrease in TVOC in this location since Extraction Well EW-5 was taken off line.

The approximate limit of the dissolved phase plume in the Zone 1 bedrock aquifer (defined as the 1 part per billion isochron line), based upon the groundwater quality monitoring data collected during the October 2015 annual monitoring event, is shown on Figure 11. The extent of the dissolved phase plume in Zone 1 remained stable in size between 2014 and 2015. This is most likely related to the continued shutdown of Extraction Well EW-5.

The extent of the dissolved phase plume in the shallow overburden monitoring wells is based upon the groundwater analytical results obtained from the October 2015 annual monitoring event (Figure 12). The extent of the plume/dissolved phase detections has been significantly reduced in size and concentration since 1990 and continues to be limited primarily to the facility property in keeping with the approved system design and operation specifications.

3.3 QA/QC Samples

Two field blanks (BAT-FB-1-151021 and BAT-FB-2-151022) were prepared in the sampling area each day prior to the start of activities. Two blind duplicate samples identified as BAT-DUP-1-151022 (Extraction Well DW-10) and BAT-DUP-2-151022 (Monitoring Well 87-13(3)) were collected. Two matrix spike and matrix spike duplicate (MS/MSD) samples were also collected from Monitoring Wells 87-20(1) and 89-14(1). Laboratory-supplied trip blanks accompanied all the samples during transport. All method-specific QA/QC blanks and samples were analyzed for VOCs via USEPA SW-846 Method 8260B.

3.4 Data Review

The data review for this project consisted of verifying that analytical holding times were not exceeded, a review of the data, comparison of the MS/MSD and duplicate results to corresponding monitoring well data, and a review of the QC data.

Duplicates were performed on BAT-DW-10-151022 (Dup 1) and BAT-87-13(3)-151022 (Dup 2). All correlations between BAT-DW-10-151022 and the DUP 1 sample appeared to be within acceptable guidelines. The correlations between BAT-87-13(3)-151022 were outside acceptable guidelines; therefore, all detections should be considered estimated. MS/MSDs were performed on BAT-87-20(1)-151021 and BAT-89-14(1)-151021. All of the percent recoveries for the laboratory control standard were within guidelines. There were no detections in the method blanks.

The chain-of-custody was complete. All holding and analysis times were met. The data are considered usable.

4.0 Summary of Off-Site and On-Site Extraction System Operations

4.1 Review of Off-Site and On-Site System Operations

4.1.1 Off-Site System

There were no permanent operational changes made to the Off-Site System during the 2015 calendar year. A total of 11,421,716 gallons of groundwater was extracted by the Off-Site System during the 2015 calendar year; the volume of water discharged is measured by using either or the sum of the individual well totalizers or the discharge totalizer at EW-6. Average flow rates varied from a low of 14,825 gallons per day (gpd) recorded in April 2015 to a high of 61,323 gpd recorded for October 2015.

As part of an extended pilot study, Extraction Well EW-5 was provisionally taken off line on September 5, 2013. As mentioned previously, the purpose of the pilot study was to attempt to "pull" the edge of the plume in a northern direction by turning off the southernmost extraction well and demonstrate that three extraction wells could maintain plume control in this area. While the extent of the plume remained stable, TVOC concentrations in Extraction Well EW-6 demonstrated a slight increase from the May and June events during the October 2015 sampling event. This location continues to display an overall decrease in TVOC concentration when compared to the October 2014 analytical results.

Textron proposes to collect groundwater samples from Extraction Wells EW-2, EW-3, EW-4, EW-5, and EW-6 and Monitoring Well 93-03(1) in April 2016 in order to continue monitoring the TVOC concentrations in these locations. The results of the groundwater sampling event and continued operation of the extended pilot test will be discussed with the NYSDEC upon receipt and evaluation of these data.

The flow rates and total volumes of treated water discussed previously are based on the telemetry information sent from the system and are reported semiannually to the NCSD.

4.1.2 On-Site System

Operational changes were made to the On-Site System during this reporting period; the thermal oxidizer, scrubber, Air Stripper ST-2, and Extraction Well DW-9 remains inactive as approved by the NYSDEC. The carbon units were emptied, reconditioned, and brought back into service as part of a proactive enhancement to the treatment system to accommodate the higher influent concentrations and continue to meet current New York State groundwater quality standards.

A total of 6,433,589 gallons of groundwater was recovered and treated by the On-Site System during the 2015 calendar year. Daily flow rates varied from an average daily low of 5,085 gpd recorded during July 2015 to an average daily high of 38,242 gpd recorded during December

2015. These pumping and flow rates are based upon the monthly effluent totalizer readings and are reported monthly to the NYSDEC in the Discharge Monitoring Reports.

4.1.3 Repairs, Upgrades, and Enhancements to Systems

CB&I contracted with Nature's Way to remove the stainless steel casings installed around the power cables to the pumps in the extraction wells to protect the equipment from coming in contact with solvents and separate phase product in the groundwater. During the past 20 years, groundwater conditions as the site have markedly improved, separate phase product has not been encountered in the extraction wells, and the observed dissolved concentrations have decreased such that we no longer require steel casings to provide sufficient protection for the equipment. While this steel casing provides extra protection, it does make removing the pumps from the wells for maintenance and repairs cumbersome and requires the use of a drilling subcontractor to slowly raise the equipment out of the well using a drill rig mast and winch system.

The stainless steel casing was replaced with high density polyethylene (HDPE) tubing which provides sufficient protection from the dissolved solvents in the groundwater while allowing personnel to perform routine operation and maintenance activities without the need for a drilling subcontractor. The casings for the On-Site System (EW-7, EW-8, DW-10, DW-11, and DW-12) were removed and replaced with HDPE tubing on January 26 and 27, 2015; Extraction Well EW-13 did not contain stainless steel casing. Additionally, Nature's Way replaced the protective bollards at Monitoring Well 89-04(1) on January 28, 2015.

On February 10, 2015, CB&I personnel replaced the Air Stripper sump float with a temporary float. This repair was required because the Air Stripper float was not functioning and was causing the system to shut down.

On Monday, February 23, 2015, it was discovered that the municipal water supply line to the treatment building had ruptured just inside the southern door due to the extremely cold weather. Approximately 6 to 8 inches of water were covering the floor of the treatment building. The treatment plant operations had shut down in response to the water on the floor. Immediately, the Town of Wheatfield Water Department was notified; their crews arrived at the site at 12:35 p.m. on February 23. They were unable to locate the junction box for the water line and were unable to shut off the water supply to the treatment building. The water was eventually shut off on Wednesday, February 25, 2015, by shutting off the water main along Walmore Road while plumbers repaired the damaged pipe and shut-off valve in the treatment building. During this time, CB&I began to discharge the municipal water through the State Pollutant Discharge Elimination System discharge pipe with the permission of the NYSDEC.

The overhead Reznor® heaters ceased operating during this period of time, causing the standing water within the building to freeze, further complicating the cleanup of this water. The building

contains four overhead heaters; upon inspection, two of the heaters required extensive repairs or replacement. The remaining two heaters only required minor repairs in order to be operational.

Repairs included the following activities:

- Replacement of 2-inch copper pipe and shut-off valve in building
- Installation of new water meter by licensed plumber
- Inspection and approval "seal" of new meter by Wheatfield Water Department
- Repairs to two of the overhead Reznor® heaters
- Repairs to various pipe and fittings within the building
- Replacement of the floor sump pump

The treatment system was brought back online on March 2, 2015. All repairs were completed on March 4, 2015.

CB&I personnel assessed the conditions of Extraction Wells EW-3 and DW-12 on March 31 and April 1. It was determined that Extraction Well EW-3 required a new pump, and the level sensor was replaced in Extraction Well DW-12.

On May 11 and 12, CB&I subcontracted with Nature's Way to remove the stainless steel casing in the Off-Site extraction wells. A new pump was installed in Extraction Well EW-3 in conjunction with this site work.

On Wednesday, June 24, 2015, the groundwater treatment system experienced a mechanical malfunction, causing it to shut down. The wellfield continued to operate, generating groundwater back to the treatment system, which resulted in the overflow of water into the building. CB&I personnel responded to this situation; the wellfield was manually shut down and the treatment system was restarted to process the water that had collected within the tanks. Once the treatment system was emptied, the water from the floor was pumped into the feed tank (TK1) to be processed and discharged. The treatment system and wellfield were brought back online once all the water was cleared from the floor.

The treatment system experienced a second malfunction and the building was flooded a second time on Friday, June 26, 2015. CB&I personnel responded by ceasing operation of the wellfield and began to process the water contained in the treatment system. After an hour of operation, the motor for the feed pump failed. CB&I contracted with NRC (formerly Op-Tech Environmental Services) for the rental of a frac-tank to containerize the excess water. The water was pumped into the tank and the treatment system remained offline through the weekend. On Monday, June 29, 2015, CB&I personnel replaced the old feed pump motor. The treatment system was brought online to process the water remaining in the system and the water contained in the tank. All of the stored water was processed through the treatment system by June 30, 2015.

CB&I contacted Aztech Technologies, CB&I's logic and electrical telemetry subcontractors, to perform a logic check and assess the programming for the communications between the treatment system and the wellfield. The treatment system and the wellfield were brought back online on July 2, 2015.

NRC returned to the site on July 6, 2015 to complete the cleaning of the frac-tank. E-Tank (subcontractor to NRC) picked up the tank on July 7, 2015.

CB&I contracted Aztech Technologies to complete repairs and equipment replacement with both treatment systems. These repairs where conducted between September 8 through 10, 2015 and included the following tasks:

- Construction and installation of a control panel interlock system
- Construction and installation of an air stripper pump-down stick
- Modification of control programming
- Replacement of sensors and transmitters as needed

The installation of the control panel interlock system is a "fail-safe" feature and is designed to prevent future miscommunication between the treatment system and the wellfield. The air stripper pump-down stick replaced the temporary float system that was installed in February 2015. Rather than replace the existing float system, which is located beneath the air stripper tower, the pump-down stick is an external feature to the air stripper tower and provides more accurate operational water levels. An ambient air temperature sensor was also installed in the air stripper to record and transmit the interior temperature on the daily status reports. Modifications to the control programming were required to accommodate these additions to the treatment system. The treatment system was assessed for performance (frequent discharge and feed pump faults) and repaired as detailed below:

- EW-7 – Operational but pulling high amps to overload relay (new pump needed).
- EW-8 – Replaced the well control box and pump; old piping was replaced with polyvinyl chloride (PVC) fittings due to rust and siltation limiting flow.
- DW-10 – Replaced the level sensor; checked and cleared both valves.
- DW-11 – Replaced well control box; location still pulling high amps (new pump needed).
- DW-12 – Operational but reports "phantom" trips.
- EW-2 – Replaced pump.
- EW-4 – Replaced pump.

The pumps in Extraction Wells EW-7 and DW-11 were replaced by CB&I personnel on October 15, 2015.

The contactors in the On-Site System were replaced on September 23, 2015. The old contactors were corroded and causing the feed pump to report "phantom" faults, resulting in system downtime.

4.2 Discharge Monitoring

4.2.1 Off-Site System

As specified by Textron's NCSD Industrial Discharge Permit (No. 13-07, effective January 31, 2013), the extracted groundwater from the Off-Site System is required to be monitored for flow on a daily basis and sampled and analyzed for VOCs via USEPA Method 624 on a semiannual basis. Results of the sewer discharge monitoring conducted on May 18 and October 21, 2015 indicate that Textron remains in compliance with the NCSD permit. Copies of the letter reports submitted to the NCSD are included as Appendix F.

4.2.2 On-Site System

As required by Textron's NPDES Permit No. NY0000469, the extracted and treated groundwater discharged to the Walmore Road storm sewer is monitored for VOCs on a monthly basis. No "non-compliance" events were recorded during the 2015 calendar year. A total of 6,433,589 gallons of groundwater was extracted from the subsurface and treated by the On-Site System during the 2015 calendar year.

4.2.3 Site Inspections

Ms. Kathleen Emery with the NYSDEC performed a site visit on February 19, 2015 as part of Hazardous Waste Compliance Inspection. Ms. Emery's inspection report stated that there were four violations observed. These violations were procedural in nature and included the submittal of the Generator Initial copy of the Hazardous Waste Manifests and the proper handling and disposal of fluorescent lamps. These violations were promptly rectified and documentation was submitted to NYSDEC on March 19, 2015; NYSDEC accepted these corrections and closed the case. Mr. Stanley Radon with the NYSDEC performed a site visit on October 22, 2015 as part of the NYSDEC annual operations and maintenance inspection. Mr. Radon's inspection report was received on December 1, 2015 stating that Textron was in compliance with the Groundwater Monitoring Plan and the Order on Consent, Index No. 932052-01-04.

Mr. Ron Gwozdek with the Niagara County Department of Health completed a site visit on January 29, 2016 as part of his annual inspection. There were no issues reported during this inspection; as of the time of this report, no official response has been communicated to Textron.

4.3 Evaluation

4.3.1 Chemical Data for Off-Site and On-Site Systems

Thirty-eight groundwater monitoring events have been performed since the startup of the Off-Site System in 1993; the last 34 events have been completed under the combined Off-Site and On-Site Effectiveness Monitoring Program. During this quarter, 13 monitoring wells and 12 extraction wells were sampled for VOCs via USEPA SW-846 Method 8260B. The analytical results from this sampling event show concentrations and trends similar to the established historical fluctuations detected during previous events. The analytical results obtained during 2015 show decreases in VOC concentrations in 16 of the 23 sampled locations.

4.3.2 Hydraulic Response for Off-Site and On-Site Systems

Off-Site System

Groundwater elevation contour maps of the Zone 1 bedrock aquifer in the vicinity of the On-Site and Off-Site systems for the May and October 2015 hydraulic monitoring events are presented on Figures 2 and 4, respectively. These maps indicate a consistent and significant overlap of the cone of depression (and the contaminant plume) in the Off-Site area. Groundwater flow direction has remained relatively consistent (toward the operating extraction wells) indicating that the remedial system is controlling groundwater migration in this area.

On-Site System

The hydraulic response of the On-Site System has met all of the following design expectations:

- Establishing a zone of groundwater capture over the DNAPL plume
- Maintaining an upward hydraulic gradient between the Zone 3 and Zone 1 aquifers
- Maintaining a downward hydraulic gradient between the overburden and the Zone 1 aquifer
- Establishing a groundwater capture zone along the southern property boundary of the Textron facility between Extraction Wells EW-7, EW-13, and EW-8

Data from the May 2015 hydraulic monitoring event (Table 2) indicate that the desired downward hydraulic gradient between the overburden and Zone 1 is present in all eight of the On-Site well pairs measured (well pairs 87-01, 87-04, 87-10, 87-13, 87-14, 87-15, 87-17, and 87-18). Additionally, data obtained during the October event indicate that the desired downward gradient between the overburden and Zone 1 is again present in all of the eight On-Site well pairs measured (well pairs 87-01, 87-04, 87-10, 87-13, 87-14, 87-15, 87-17, and 87-18).

The data presented in Table 2 also indicate that an upward hydraulic gradient between Zone 3 and Zone 1 is present in all of the well pairs measured (87-02, 87-04, 87-05, 87-13, 87-14, and

87-15) during both the April and October 2015 monitoring events. Tables 3A and 3B present a summary of vertical hydraulic gradients between Zones 1 and 3 from the April and October hydraulic monitoring data, respectively. The data indicate that gradients range from 0.10 foot to 0.66 foot (upward). Maintenance of this "upward gradient" shows effective containment of the plume within Zone 1.

4.4 Routine Operational Corrective Measures

Inspection of the On-Site Treatment Facility was conducted every two weeks between January 1, 2015 and December 31, 2015 by CB&I personnel. During these inspections, flow meters were read, routine operation and maintenance activities were performed, equipment was re-set or adjusted as necessary, and any other activity required to maintain system functions was completed. Nine 55-gallon drums of Redux-525™ have been utilized during this monitoring period to reduce the inorganic deposition and biofouling of the treatment system.

Two hazardous waste shipments left the facility on March 18, 2015 and November 24, 2015. The March shipment (Manifest No. 007292887 JJK) contained one drum of spent filter socks and four fluorescent bulbs for recycling. The November shipment (Manifest No. 014138233 JJK) contained one drum of spent filter socks, one drum of used PVC debris generated during system upgrades, and one drum of plastic sheeting generated during cleaning of the air stripper tower.

Additionally, the stainless steel casings that were removed from the extraction wells were washed and triple rinsed at the facility; wastewaters generated from the cleaning was processed on site by the treatment system. After completing the cleaning process, the stainless steel was taken to Niagara Metals for recycling. On October 16, 2015, approximately 1,500 pounds of stainless steel were recycled; Niagara Metals issued the check directly to Textron.

Nature's Way cleaned the air stripper tower on September 2 and 3, 2015; the system was manually shut down for a total of approximately 26.5 hours during this work.

5.0 Summary

5.1 Hydraulic Monitoring Data

Water level measurements were obtained from all of the monitoring wells and extraction wells on May 18, 2015 and October 22, 2015; measurements are summarized in Table 2. A review of these data indicate that the groundwater recovery systems (both On-Site and Off-Site) are performing as designed and continue to exhibit control over the migration of impacted groundwater.

Extraction Well EW-5 remains off line with the permission of the NYSDEC as discussed earlier. Existing gauging and analytical data indicate that the reconfigured extraction system (EW-2, EW-3, and EW-4) is capable of exhibiting control over the plume in this area as shown in Figure 4.

5.2 Laboratory Data

CB&I evaluated the 2015 groundwater monitoring event data by comparing the detected analyte concentrations in the monitoring wells with all available historical data. The results of the October 2015 monitoring event show similar variances in analyte concentrations detected during previous sampling events at the site for both monitoring and extraction wells. Sixteen of the 25 sampled locations showed decreases in TVOC concentrations.

Appendix G presents the historical trends for TCE, cis-1,2-DCE, vinyl chloride, and methylene chloride concentrations in selected Zone 1 monitoring wells. As shown, these compounds demonstrate decreasing trends over time in all of these locations. The concentrations of TCE in these monitoring wells generally show the largest decrease in concentration over time. Monitoring Well 87-17(1), located upgradient of the former Neutralization Pond, has been shown to have been influenced by off-site activities, and therefore, does not demonstrate as significant decreasing trends.

5.3 Off-Site and On-Site System Performance

The Off-Site System has maintained control of the dissolved phase plume. The gradient and size of the capture zone is consistent with the conditions observed during previous monitoring events. The performance of the Off-Site System is acceptable based upon comparison with historic operational data.

The hydraulic response of the On-Site System has met the following design expectations:

- Establishing a zone of groundwater capture over the presumed DNAPL plume
- Maintaining an upward hydraulic gradient between the Zone 3 and Zone 1 aquifers
- Maintaining a downward hydraulic gradient between the overburden and the Zone 1 aquifer
- Establishing a groundwater capture zone along the southern property boundary of the Textron facility between Extraction Wells EW-7, EW-13, and EW-8

5.4 Recommendations for Future Groundwater Monitoring and System Operations

The Off-Site System will continue to be monitored. Minor adjustments will be performed to maintain or increase the system's efficiency and productivity and to ensure that it continues to operate at optimal performance levels. Textron initiated the extended shutdown pilot test of Extraction Well EW-5 on September 5, 2013. Existing data indicate that this configuration has been initially successful in the attempt to "pull" the edge of the plume in a northerly direction. While the extent of the plume has remained stable in its new position, TVOC concentrations in Extraction Well EW-6 decreased between the October 2014 and October 2015 sampling events. Textron proposes to collect groundwater samples from Extraction Wells EW-2, EW-3, EW-4, EW-5, and EW-6 and Monitoring Well 93-03(1) in April 2016 in order to continue monitoring the TVOC concentrations in these locations. The results of the groundwater sampling event and extended pilot test will be discussed with the NYSDEC upon receipt and evaluation of these data. This sampling event is being proposed to monitor the system's ability to maintain control of the plume.

The On-Site System continues to be operational and monitored to maintain the pumping rates of the six extraction wells. These extraction rates have established capture zones on site as shown on the groundwater contour maps.

Zone 3 Monitoring Well 87-13(3) continues to exhibit an increase in TVOC concentrations while the On-Site Treatment system continues to maintain a positive upward gradient from Zone 3 to Zone 1. Because of the observed increases in VOC concentrations in this Zone 3 monitoring well and the prolonged operation of the On-Site Treatment system, Textron is proposing to cease operation of the treatment system for one month prior to the April 2016 monitoring event in order to obtain "static state" readings of the three aquifers (Overburden, Zone 1, and Zone 3). During this monitoring event, Textron proposes to collect groundwater samples in April 2016 from all of the Zone 3 Monitoring Wells to confirm the results obtained in 2015 and better determine the nature of the increasing TVOC concentrations in this area. The results of this groundwater sampling will be discussed with the NYSDEC upon receipt and evaluation of these data.

6.0 References

Golder Associates Inc., June 1991. "RCRA Facility Investigation, Neutralization Pond, Bell Aerospace Textron, Wheatfield Plant," Volumes I and II.

Shaw Environmental, Inc., April 2012. "Groundwater Monitoring Plan, Former Textron, Inc., Wheatfield, New York Facility."

Shaw Environmental, Inc., April 2012. "Quality Assurance Project Plan, Former Textron Inc., Wheatfield, New York Facility."

Shaw Environmental, Inc., February 2015. "2014 Annual Summary and Site Maintenance and Monitoring Report," Former Textron Inc., Wheatfield, New York, Facility.

Tables

TABLE 1
Groundwater Monitoring Points - On-Site and Off-Site
Effectiveness Monitoring Programs
Former Textron Inc.
Wheatfield, New York

WELL NUMBER	FREQUENCY		ANALYTICAL METHOD
	ANNUAL (A)	ANNUAL (B)	
OVERBURDEN MONITORING WELLS			
87-10(0)	X		8260
87-14(0)	X	X	8260
87-20(0)	X	X	8260
89-14(0)	X		8260
B-8	X		8260
TOTAL OVERBURDEN SAMPLES PER EVENT	5	2	
ZONE 1 MONITORING WELLS			
87-01(1)	X		8260
87-02(1)	X		8260
87-08(1)	X		8260
87-17(1)	X	X	8260
87-19(1)	X	X	8260
87-20(1)	X	X	8260
87-21(1)	X	X	8260
87-22(1)	X	X	8260
89-04(1)	X		8260
89-14(1)	X	X	8260
89-15(1)	X	X	8260
93-03(1)	X	X	8260
B-14(1)	X	X	8260
TOTAL ZONE 1 SAMPLES PER EVENT	13	9	
ZONE 3 MONITORING WELLS			
87-02(3)	X		8260
87-13(3)	X		8260
TOTAL ZONE 3 SAMPLES PER EVENT	2	0	
OFF-SITE EXTRACTION WELLS			
EW-2	X	X	8260
EW-3	X	X	8260
EW-4	X	X	8260
EW-5	X	X	8260
EW-6	X	X	8260
TOTAL OFF-SITE EXTRACTION WELL SAMPLES PER EVENT	5	5	
ON-SITE EXTRACTION WELLS			
EW-7	X	X	8260
EW-8	X	X	8260
DW-9	X	X	8260
DW-10	X	X	8260
DW-11	X	X	8260
DW-12	X	X	8260
EW-13	X	X	8260
TOTAL ON-SITE EXTRACTION WELL SAMPLES PER EVENT	7	7	
GRAND TOTAL SAMPLES PER EVENT	32	23	

(A) Annual sampling to be conducted in October of even-numbered years.

(B) Annual sampling to be conducted in October of odd-numbered years.

TABLE 2
Hydraulic Monitoring Data
2015 Annual Summary
Former Textron Inc.
Wheatfield, New York

Well Name	Top of Riser Elevation (Ft. MSL)	May 18, 2015		October 22, 2015	
		Water Level (Ft. BTOR)	Water Level Elevation (Ft. MSL)	Water Level (Ft. BTOR)	Water Level Elevation (Ft. MSL)
87-01(0)	588.10	15.05	573.05	16.20	571.90
87-01(1)	587.99	18.69	569.30	20.25	567.74
87-02(1)	589.21	18.10	571.11	19.40	569.81
87-02(3)	588.63	13.51	575.12	14.88	573.75
87-04(0)	589.32	11.61	577.71	12.10	577.22
87-04(1)	589.08	15.25	573.83	16.83	572.25
87-04(3)	589.49	13.26	576.23	14.42	575.07
87-05(1)	589.37	15.17	574.20	17.75	571.62
87-05(3)	589.46	13.09	576.37	14.25	575.21
87-08(1)	589.48	14.61	574.87	16.00	573.48
87-10(0)	587.30	14.13	573.17	15.40	571.90
87-10(1)	587.52	16.35	571.17	18.56	568.96
87-12(1)	583.84	17.73	566.11	20.54	563.30
87-13(0)	589.77	10.15	579.62	10.50	579.27
87-13(1)	590.06	16.00	574.06	17.74	572.32
87-13(3)	589.91	13.27	576.64	14.54	575.37
87-14(0)	589.56	11.33	578.23	11.45	578.11
87-14(1)	589.06	14.85	574.21	16.41	572.65
87-14(3)	590.35	13.34	577.01	14.79	575.56
87-15(0)	590.70	12.25	578.45	13.38	577.32
87-15(1)	590.27	13.82	576.45	15.11	575.16
87-15(3)	589.87	12.62	577.25	14.02	575.85
87-16(3B)	590.51	13.61	576.90	14.92	575.59
87-17(0)	589.50	12.03	577.47	12.83	576.67
87-17(1)	589.62	12.80	576.82	14.20	575.42
87-18(0)	585.95	12.14	573.81	10.68	575.27
87-18(1)	586.02	20.09	565.93	22.88	563.14
87-19(1)	581.47	14.79	566.68	17.33	564.14
87-20(0)	578.77	7.26	571.51	6.78	571.99
87-20(1)	579.01	12.87	566.14	15.71	563.30
87-21(1)	577.33	11.32	566.01	14.14	563.19
87-22(1)	583.97	17.28	566.69	19.81	564.16

See notes at end of table.

TABLE 2
Hydraulic Monitoring Data
2015 Annual Summary
Former Textron Inc.
Wheatfield, New York

Well Name	Top of Riser Elevation (Ft. MSL)	May 18, 2015		October 22, 2015	
		Water Level (Ft. BTOR)	Water Level Elevation (Ft. MSL)	Water Level (Ft. BTOR)	Water Level Elevation (Ft. MSL)
89-04(1)	575.17	6.09	569.08	8.15	567.02
89-12(1)	586.62	16.05	570.57	18.19	568.43
89-14(0)	587.51	11.28	576.23	12.06	575.45
89-14(1)	587.59	14.14	573.45	15.89	571.70
89-15(1)	588.76	16.93	571.83	18.65	570.11
93-03(1)	572.30	11.14	561.16	14.51	557.79
96-01(1)	585.18	19.58	565.60	20.71	564.47
B-8(0)	590.26	9.46	580.80	11.29	578.97
B-14(1)	589.54	16.39	573.15	17.93	571.61
EW-2	568.15	9.49	558.66	14.36	553.79
EW-3	569.56	20.57	548.99	22.27	547.29
EW-4	570.07	17.01	553.06	24.96	545.11
EW-5	569.47	9.91	559.56	18.65	550.82
EW-6	568.17	10.45	557.72	13.12	555.05
EW-7 (**)	580.96	14.77	566.19	18.54	562.42
EW-8 (**)	578.44	11.89	566.55	15.50	562.94
DW-9 (**)	581.30	6.32	574.98	7.30	574.00
DW-10 (**)	583.95	9.98	573.97	12.19	571.76
DW-11 (**)	583.05	8.94	574.11	12.01	571.04
DW-12 (**)	580.48	9.05	571.43	10.89	569.59
EW-13	579.84	18.83	561.01	18.72	561.12

Notes:

BTOR =	Below top of riser (or measuring point).
MSL =	Mean sea level.
(**)	Water level elevation measured from top of vault grate.
DRY =	No measurable quantity in well at time of measurement.
NG =	Not gauged.
NA =	Data not available.

TABLE 3A
Summary of Vertical Hydraulic Gradients
May 2015 Hydraulic Monitoring Event
Former Textron Inc.
Wheatfield, New York

Well Name	Top of Riser Elevation (ft MSL)	Water Level (ft BTOR)	Date Measured	Water Level Elevation (ft MSL)	Head Difference Zone 3 - Zone 1 (dH) (ft)	Thickness Zone 2 (dL) (ft)	Verticle Gradient (dH/dL)
87-02(1)	589.21	18.69	May 18, 2015	570.52	4.6	7.00	0.66
87-02(3)	588.63	13.51		575.12			
87-04(1)	589.08	15.25	May 18, 2015	573.83	2.4	7.00	0.34
87-04(3)	589.49	13.26		576.23			
87-05(1)	589.37	15.17	May 18, 2015	574.20	2.17	7.00	0.31
87-05(3)	589.46	13.09		576.37			
87-13(1)	590.06	16.00	May 18, 2015	574.06	2.58	7.00	0.37
87-13(3)	589.91	13.27		576.64			
87-14(1)	589.06	14.85	May 18, 2015	574.21	2.8	7.00	0.40
87-14(3)	590.35	13.34		577.01			
87-15(1)	590.27	13.82	May 18, 2015	576.45	0.8	7.00	0.11
87-15(3)	589.87	12.62		577.25			

Note: Positive vertical gradients are upwards from Zone 3 to Zone 1.

TABLE 3B
Summary of Vertical Hydraulic Gradients
October 2015 Hydraulic Monitoring Event
Former Textron Inc.
Wheatfield, New York

Well Name	Top of Riser Elevation (ft MSL)	Water Level (ft BTOR)	Date Measured	Water Level Elevation (ft MSL)	Head Difference Zone 3 - Zone 1 (dH) (ft)	Thickness Zone 2 (dL) (ft)	Verticle Gradient (dH/dL)
87-02(1)	589.21	19.40	October 22, 2015	569.81	3.94	7.00	0.56
87-02(3)	588.63	14.88		573.75			
87-04(1)	589.08	16.83	October 22, 2015	572.25	2.82	7.00	0.40
87-04(3)	589.49	14.42		575.07			
87-05(1)	589.37	17.75	October 22, 2015	571.62	3.59	7.00	0.51
87-05(3)	589.46	14.25		575.21			
87-13(1)	590.06	17.74	October 22, 2015	572.32	3.05	7.00	0.44
87-13(3)	589.91	14.54		575.37			
87-14(1)	589.06	16.41	October 22, 2015	572.65	2.91	7.00	0.42
87-14(3)	590.35	14.79		575.56			
87-15(1)	590.27	15.11	October 22, 2015	575.16	0.69	7.00	0.10
87-15(3)	589.87	14.02		575.85			

Note: Positive vertical gradients are upwards from Zone 3 to Zone 1.

TABLE 4
Summary of Field Sampling Measurements and Observations
October 2015 Annual Monitoring Event
Former Textron Inc.
Wheatfield, New York Facility

Sample ID	Sample Location	Date Sampled	Depth to Groundwater (BTOR)	Volume Purged (gallons)	pH Measurements		Specific Conductance Measurements (ms/cm)		Temperature (°C)		Purge and Sample Device		Remarks
					Purge	Sample	Purge	Sample	Purge	Sample	Purge	Sample	
BAT-87-02(3)-151021	87-02(3)	10/21/2015	14.88	7	7.65	7.51	4.960	4.973	12.80	11.62	1	1	Light gray with H_2S odor; poor recharge
BAT-87-13(3)-151022	87-13(3)	10/22/2015	14.54	13	7.59	7.61	2.577	2.672	11.92	10.24	1	1	Very slightly turbid; BAT-DUP-2-151022
BAT-87-14(0)-151022	87-14(0)	10/22/2015	11.45	0.6	-	7.89	-	1.323	-	10.71	1	1	Light brown, slightly turbid
BAT-87-17(1)-151022	87-17(1)	10/22/2015	14.20	9	7.82	7.81	2.677	2.751	12.18	11.27	1	1	Clear
BAT-87-19(1)-151021	87-19(1)	10/21/2015	17.33	7.5	8.21	7.86	2.219	2.869	10.95	10.69	1	1	Clear
BAT-87-20(0)-151022	87-20(0)	10/22/2015	10.31	2	7.66	7.43	1.860	1.504	12.12	11.99	4	4	Light gray, slightly turbid w/ black flecks
BAT-87-20(1)-151021	87-20(1)	10/21/2015	15.71	7.5	7.19	7.23	2.351	2.884	11.59	11.25	1	1	Clear; MS/MSD
BAT-87-21(1)-151021	87-21(1)	10/21/2015	14.14	9	7.29	7.01	1.468	1.693	11.43	10.89	1	1	Clear
BAT-87-22(1)-151021	87-22(1)	10/21/2015	19.81	6.5	8.17	8.15	2.286	2.462	9.62	9.21	1	1	Clear
BAT-89-14(1)-151021	89-14(1)	10/21/2015	15.89	8	7.76	7.72	2.698	3.354	10.91	10.50	1	1	Grayish, slightly turbid with H_2S odor; MS/MSD
BAT-89-15(1)-151022	89-15(1)	10/22/2015	18.65	8	7.24	7.37	1.979	2.489	11.91	11.36	1	1	Black flecks, very slight sheen
BAT-93-03(1)-151021	93-03(1)	10/21/2015	14.51	14	7.31	7.28	3.063	3.095	8.87	8.48	4	4	Clear
BAT-B-14(1)-151022	B-14(1)	10/21/2015	17.93	5	7.72	7.49	2.585	2.568	11.26	11.22	1	1	Clear

See notes at end of table.

TABLE 4
Summary of Field Sampling Measurements and Observations
October 2015 Annual Monitoring Event
Former Textron Inc.
Wheatfield, New York Facility

Sample ID	Sample Location	Date Sampled	Depth to Groundwater (BTOR)	Volume Purged (gallons)	pH Measurements		Specific Conductance Measurements (ms)		Temperature (°C)		Purge and Sample Device		Remarks
					Purge	Sample	Purge	Sample	Purge	Sample	Purge	Sample	
BAT-DW-9-151022	DW-9	10/22/2015	7.30	3	-	8.26	-	0.431	-	12.11	4	4	Clear
BAT-DW-10-151022	DW-10	10/22/2015	12.19	3	7.20	7.39	1.611	1.117	11.62	11.50	2	2	Clear; BAT-DUP-1-151022
BAT-DW-11-151022	DW-11	10/22/2015	12.01	2	7.42	7.40	2.342	2.414	13.03	12.82	2	2	Clear
BAT-DW-12-151022	DW-12	10/22/2015	10.89	2.5	7.62	7.48	1.731	1.421	13.09	12.89	2	2	Clear
BAT-EW-2-151021	EW-2	10/21/2015	14.36	2	7.13	7.20	2.110	2.017	9.07	9.03	2	2	Clear
BAT-EW-3-151021	EW-3	10/21/2015	22.27	3	7.20	7.32	2.868	2.631	9.18	9.07	2	2	Clear
BAT-EW-4-151021	EW-4	10/21/2015	24.96	3	7.30	7.23	2.195	2.073	9.70	9.13	2	2	Clear
BAT-EW-5-151021	EW-5	10/21/2015	18.65	3	7.11	7.03	2.817	2.622	9.29	9.01	2	2	Clear
BAT-EW-6-151021	EW-6	10/21/2015	13.12	3	7.76	7.49	2.020	2.027	9.85	10.14	4	4	Clear
BAT-EW-7-151021	EW-7	10/21/2015	18.54	2	7.71	7.50	1.909	1.447	14.72	13.16	2	2	Clear
BAT-EW-8-151021	EW-8	10/21/2015	15.50	2.5	8.07	7.88	2.467	2.347	13.29	13.15	2	2	Clear
BAT-EW-13-151021	EW-13	10/21/2015	18.72	0.5	6.97	7.21	25.250	2.417	15.90	15.32	4	4	Clear

Notes:

BTOR - Below top of riser.

pH recorded in standard units.

ms/cm - microsiemens per centimeter.

'-' = Data not collected.

NA = Not applicable.

(1) - Stainless Steel Bailer.

(2) - Dedicated Polyethylene Tubing from Sample Port.

(3) - Whale Pump with ET Tubing.

(4) - Dedicated Polyethylene Bailer.

(5) - Grundfos Submersible Pump.

TABLE 5
Summary of Groundwater Analytical Data
Former Textron Inc.
Wheatfield, NY
October 2015

SAMPLE LOCATION	87-02(3)	87-13(3)	87-13(3)	87-14(0)
SAMPLE I.D.	BAT-87-02(3)-151021	BAT-87-13(3)-151022	BAT-DUP-2-151022	BAT-87-14(0)-151022
SAMPLE DATE	10/21/2015	10/22/2015	10/22/2015	10/22/2015
VOCs by USEPA Method 8260				
Chloromethane	1 U	500 U	500 U	1 U
Vinyl chloride	1 U	940	550	1 U
Chloroethane	1 U	500 U	500 U	1 U
Bromomethane	1 U	500 U	500 U	1 U
1,1-Dichloroethene	1 U	500 U	500 U	1 U
Acetone	5 U	2,500 U	2,500 U	2 J
Carbon disulfide	7.2	870	420	1 U
Methylene chloride	1 U	500 U	500 U	1 U
trans-1,2-Dichloroethene	1 U	500 J	250 J	0.34 J
1,1-Dichloroethane	1 U	500 U	500 U	1 U
cis-1,2-Dichloroethene	0.47 J	68,000	36,000	1.6
2-Butanone	5 U	2,500 U	2,500 U	5 U
Chloroform	1 U	500 U	500 U	0.54 J
1,1,1-Trichloroethane	1 U	500 U	500 U	1 U
Carbon tetrachloride	1 U	500 U	500 U	1 U
Benzene	1 U	500 U	500 U	1 U
1,2-Dichloroethane	1 U	500 U	500 U	1 U
Trichloroethene	1 U	97,000	49,000	160
1,2-Dichloropropane	1 U	500 U	500 U	1 U
Bromodichloromethane	1 U	500 U	500 U	1 U
cis-1,3-Dichloropropene	1 U	500 U	500 U	1 U
4-Methyl-2-pentanone	5 U	2,500 U	2,500 U	5 U
Toluene	1 U	500 U	500 U	1 U
trans-1,3-Dichloropropene	1 U	500 U	500 U	1 U
1,1,2-Trichloroethane	1 U	500 U	500 U	1 U
Tetrachloroethene	1 U	500 U	500 U	1 U
2-Hexanone	5 U	2,500 U	2,500 U	5 U
Dibromochloromethane	1 U	500 U	500 U	1 U
Chlorobenzene	1 U	500 U	500 U	1 U
Ethylbenzene	1 U	500 U	500 U	1 U
m/p-Xylenes	2 U	1,000 U	1,000 U	2 U
o-Xylene	1 U	500 U	500 U	1 U
Styrene	1 U	500 U	500 U	1 U
Bromoform	1 U	500 U	500 U	1 U
1,1,2,2-Tetrachloroethane	1 U	500 U	500 U	1 U

Notes:
U = Compound not detected at detection limit.
Bold = Compound detected at concentration.
J = Indicates an estimated value below detection limit.
D = Compound analyzed at secondary dilution.

TABLE 5
Summary of Groundwater Analytical Data
Former Textron Inc.
Wheatfield, NY
October 2015

SAMPLE LOCATION	87-17(1)	87-19(1)	87-20(0)	87-20(1)
SAMPLE I.D.	BAT-87-17(1)-151022	BAT-87-19(1)-151021	BAT-87-20(0)-151022	BAT-87-20(1)-151021
SAMPLE DATE	10/22/2015	10/21/2015	10/22/2015	10/21/2015
VOCs by USEPA Method 8260				
Chloromethane	2 U	1 U	1 U	25 U
Vinyl chloride	260	2.5	1 U	1,600
Chloroethane	2 U	1 U	1 U	25 U
Bromomethane	2 U	1 U	1 U	25 U
1,1-Dichloroethene	1.4 J	1 U	1 U	18 J
Acetone	10 U	5 U	5 U	130 U
Carbon disulfide	2.9	0.25 J	1 U	25 U
Methylene chloride	2 U	1 U	1 U	25 U
trans-1,2-Dichloroethene	2.1	1 U	1 U	24 J
1,1-Dichloroethane	27	1 U	1 U	19 J
cis-1,2-Dichloroethene	160	5.9	1 U	6,800 D
2-Butanone	10 U	5 U	5 U	130 U
Chloroform	2 U	1 U	1 U	25 U
1,1,1-Trichloroethane	140	1 U	1 U	23 J
Carbon tetrachloride	2 U	1 U	1 U	25 U
Benzene	2 U	1 U	1 U	25 U
1,2-Dichloroethane	2 U	1 U	1 U	25 U
Trichloroethene	13	1 U	0.24 J	26
1,2-Dichloropropane	2 U	1 U	1 U	25 U
Bromodichloromethane	2 U	1 U	1 U	25 U
cis-1,3-Dichloropropene	2 U	1 U	1 U	25 U
4-Methyl-2-pentanone	10 U	5 U	5 U	130 U
Toluene	2 U	1 U	1 U	25 U
trans-1,3-Dichloropropene	2 U	1 U	1 U	25 U
1,1,2-Trichloroethane	2 U	1 U	1 U	25 U
Tetrachloroethene	2 U	1 U	1 U	25 U
2-Hexanone	10 U	5 U	5 U	130 U
Dibromochloromethane	2 U	1 U	1 U	25 U
Chlorobenzene	2 U	1 U	1 U	25 U
Ethylbenzene	2 U	1 U	1 U	25 U
m/p-Xylenes	4 U	2 U	2 U	50 U
o-Xylene	2 U	1 U	1 U	25 U
Styrene	2 U	1 U	1 U	25 U
Bromoform	2 U	1 U	1 U	25 U
1,1,2,2-Tetrachloroethane	2 U	1 U	1 U	25 U

Notes:
U = Compound not detected at detection limit.
Bold = Compound detected at concentration.
J = Indicates an estimated value below detectior
D = Compound analyzed at secondary dilution.

TABLE 5
Summary of Groundwater Analytical Data
Former Textron Inc.
Wheatfield, NY
October 2015

SAMPLE LOCATION	87-20(1)		87-20(1)		87-21(1)	87-22(1)
SAMPLE I.D.	BAT-87-20(1)-151021MS		BAT-87-20(1)-151021MSD		BAT-87-21(1)-151021	BAT-87-22(1)-151021
SAMPLE DATE	10/21/2015		10/21/2015		10/21/2015	10/21/2015
VOCs by USEPA Method 8260	Matrix Spike		Matrix Spike Duplicate			
	% Rec.	QC Lim	% Rec.	QC Lim		
Chloromethane	*86*	*55-160*	*91*	*55-160*	1 U	1 U
Vinyl chloride	*92*	*60-157*	*101*	*60-157*	36	140
Chloroethane	*110*	*70-140*	*116*	*70-140*	1 U	1 U
Bromomethane	*54*	*10-162*	*59*	*10-162*	1 U	1 U
1,1-Dichloroethene	*106*	*74-139*	*111*	*74-139*	1 U	1.2
Acetone	*97*	*29-151*	*109*	*29-151*	5 U	5 U
Carbon disulfide	*99*	*34-162*	*109*	*34-162*	1 U	1.5
Methylene chloride	*92*	*75-121*	*94*	*75-121*	1 U	1 U
trans-1,2-Dichloroethene	*98*	*77-125*	*105*	*77-125*	0.92 J	2.6
1,1-Dichloroethane	*110*	*74-132*	*115*	*74-132*	2.4	4.4
cis-1,2-Dichloroethene	*86*	*72-133*	*98*	*72-133*	200 D	460 D
2-Butanone	*95*	*46-141*	*108*	*46-141*	5 U	5 U
Chloroform	*101*	*75-130*	*108*	*75-130*	0.37 J	1 U
1,1,1-Trichloroethane	*109*	*74-127*	*122*	*74-127*	2.8	0.6 J
Carbon tetrachloride	*104*	*65-135*	*114*	*65-135*	1 U	1 U
Benzene	*96*	*76-129*	*103*	*76-129*	1 U	1 U
1,2-Dichloroethane	*107*	*68-130*	*114*	*68-130*	1 U	1 U
Trichloroethene	*99*	*62-142*	*103*	*62-142*	5.2	2.2
1,2-Dichloropropane	*101*	*79-124*	*107*	*79-124*	1 U	1 U
Bromodichloromethane	*104*	*76-127*	*113*	*76-127*	1 U	1 U
cis-1,3-Dichloropropene	*104*	*52-134*	*112*	*52-134*	1 U	1 U
4-Methyl-2-pentanone	*98*	*60-141*	*110*	*60-141*	5 U	5 U
Toluene	*100*	*79-125*	*105*	*79-125*	1 U	1 U
trans-1,3-Dichloropropene	*106*	*50-142*	*114*	*50-142*	1 U	1 U
1,1,2-Trichloroethane	*96*	*79-119*	*104*	*79-119*	1 U	1 U
Tetrachloroethene	*92*	*67-137*	*99*	*67-137*	1 U	1 U
2-Hexanone	*90*	*56-132*	*103*	*56-132*	5 U	5 U
Dibromochloromethane	*103*	*72-128*	*114*	*72-128*	1 U	1 U
Chlorobenzene	*93*	*76-125*	*100*	*76-125*	1 U	1 U
Ethylbenzene	*99*	*72-134*	*108*	*72-134*	1 U	1 U
m/p-Xylenes	*96*	*68-138*	*103*	*68-138*	2 U	2 U
o-Xylene	*97*	*68-134*	*103*	*68-134*	1 U	1 U
Styrene	*98*	*34-156*	*104*	*34-156*	1 U	1 U
Bromoform	*96*	*58-133*	*110*	*58-133*	1 U	1 U
1,1,2,2-Tetrachloroethane	*94*	*72-122*	*106*	*72-122*	1 U	1 U

Notes:
U = Compound not detected at detection limit.
Bold = Compound detected at concentration.
J = Indicates an estimated value below detectior
D = Compound analyzed at secondary dilution.

TABLE 5
Summary of Groundwater Analytical Data
Former Textron Inc.
Wheatfield, NY
October 2015

SAMPLE LOCATION	89-14(1)	89-14(1)		89-14(1)		89-15(1)
SAMPLE I.D.	BAT-89-14(1)-151021	BAT-89-14(1)-151021MS		BAT-89-14(1)-151021MSD		BAT-89-15(1)-151022
SAMPLE DATE	10/21/2015	10/21/2015		10/21/2015		10/22/2015
VOCs by USEPA Method 8260		Matrix Spike		Matrix Spike Duplicate		
		% Rec.	QC Lim	% Rec.	QC Lim	
Chloromethane	2 U	*84*	*55-160*	*91*	*55-160*	250 U
Vinyl chloride	220	*85*	*60-157*	*104*	*60-157*	210 J
Chloroethane	2 U	*112*	*70-140*	*109*	*70-140*	250 U
Bromomethane	2 U	*44*	*10-162*	*43*	*10-162*	250 U
1,1-Dichloroethene	2 U	*104*	*74-139*	*110*	*74-139*	250 U
Acetone	10 U	*95*	*29-151*	*104*	*29-151*	1,300 U
Carbon disulfide	2 U	*100*	*34-162*	*115*	*34-162*	250 U
Methylene chloride	2 U	*90*	*75-121*	*97*	*75-121*	25,000
trans-1,2-Dichloroethene	1.6 J	*97*	*77-125*	*105*	*77-125*	250 U
1,1-Dichloroethane	16	*105*	*74-132*	*109*	*74-132*	250 U
cis-1,2-Dichloroethene	110	*89*	*72-133*	*99*	*72-133*	4,800
2-Butanone	10 U	*99*	*46-141*	*109*	*46-141*	1,300 U
Chloroform	2 U	*96*	*75-130*	*104*	*75-130*	250 U
1,1,1-Trichloroethane	1.1 J	*103*	*74-127*	*113*	*74-127*	250 U
Carbon tetrachloride	2 U	*98*	*65-135*	*112*	*65-135*	250 U
Benzene	2 U	*98*	*76-129*	*101*	*76-129*	250 U
1,2-Dichloroethane	2 U	*106*	*68-130*	*109*	*68-130*	250 U
Trichloroethene	1.5 J	*97*	*62-142*	*103*	*62-142*	43,000
1,2-Dichloropropane	2 U	*105*	*79-124*	*104*	*79-124*	250 U
Bromodichloromethane	2 U	*104*	*76-127*	*111*	*76-127*	250 U
cis-1,3-Dichloropropene	2 U	*106*	*52-134*	*110*	*52-134*	250 U
4-Methyl-2-pentanone	10 U	*106*	*60-141*	*110*	*60-141*	1,300 U
Toluene	2 U	*99*	*79-125*	*103*	*79-125*	250 U
trans-1,3-Dichloropropene	2 U	*107*	*50-142*	*112*	*50-142*	250 U
1,1,2-Trichloroethane	2 U	*95*	*79-119*	*102*	*79-119*	250 U
Tetrachloroethene	2 U	*93*	*67-137*	*95*	*67-137*	250 U
2-Hexanone	10 U	*99*	*56-132*	*102*	*56-132*	1,300 U
Dibromochloromethane	2 U	*103*	*72-128*	*108*	*72-128*	250 U
Chlorobenzene	2 U	*93*	*76-125*	*96*	*76-125*	250 U
Ethylbenzene	2 U	*96*	*72-134*	*102*	*72-134*	250 U
m/p-Xylenes	4 U	*95*	*68-138*	*97*	*68-138*	500 U
o-Xylene	2 U	*96*	*68-134*	*97*	*68-134*	250 U
Styrene	2 U	*96*	*34-156*	*99*	*34-156*	250 U
Bromoform	2 U	*96*	*58-133*	*101*	*58-133*	250 U
1,1,2,2-Tetrachloroethane	2 U	*98*	*72-122*	*104*	*72-122*	250 U

Notes:
U = Compound not detected at detection limit.
Bold = Compound detected at concentration.
J = Indicates an estimated value below detectior
D = Compound analyzed at secondary dilution.

TABLE 5
Summary of Groundwater Analytical Data
Former Textron Inc.
Wheatfield, NY
October 2015

SAMPLE LOCATION	93-03(1)	B-14(1)	DW-9	DW-10
SAMPLE I.D.	BAT-93-03(1)-151021	BAT-B-14(1)-151022	BAT-DW-9-151022	BAT-DW-10-151022
SAMPLE DATE	10/21/2015	10/22/2015	10/22/2015	10/22/2015
VOCs by USEPA Method 8260				
Chloromethane	1 U	2 U	1 U	10 U
Vinyl chloride	1 U	220	2.7	140
Chloroethane	1 U	2 U	1 U	10 U
Bromomethane	1 U	2 U	1 U	10 U
1,1-Dichloroethene	1 U	**2 J**	1 U	10 U
Acetone	5 U	10 U	5 U	50 U
Carbon disulfide	4.5	4.7	1 U	10 U
Methylene chloride	1 U	2 U	1 U	1,500
trans-1,2-Dichloroethene	1 U	2.1	1 U	**3.5 J**
1,1-Dichloroethane	1 U	25	**0.29 J**	14
cis-1,2-Dichloroethene	**0.37 J**	170	23	1,000
2-Butanone	5 U	10 U	5 U	50 U
Chloroform	1 U	2 U	8.4	10 U
1,1,1-Trichloroethane	1 U	110	**0.72 J**	60
Carbon tetrachloride	1 U	2 U	1 U	10 U
Benzene	1 U	2 U	1 U	10 U
1,2-Dichloroethane	1 U	2 U	1 U	10 U
Trichloroethene	1 U	2.2	36	610
1,2-Dichloropropane	1 U	2 U	1 U	10 U
Bromodichloromethane	1 U	2 U	**0.87 J**	10 U
cis-1,3-Dichloropropene	1 U	2 U	1 U	10 U
4-Methyl-2-pentanone	5 U	10 U	5 U	50 U
Toluene	1 U	2 U	1 U	10 U
trans-1,3-Dichloropropene	1 U	2 U	1 U	10 U
1,1,2-Trichloroethane	1 U	2 U	1 U	10 U
Tetrachloroethene	1 U	2 U	1 U	10 U
2-Hexanone	5 U	10 U	5 U	50 U
Dibromochloromethane	1 U	2 U	1 U	10 U
Chlorobenzene	1 U	2 U	1 U	10 U
Ethylbenzene	1 U	2 U	1 U	10 U
m/p-Xylenes	2 U	4 U	2 U	20 U
o-Xylene	1 U	2 U	1 U	10 U
Styrene	1 U	2 U	1 U	10 U
Bromoform	1 U	2 U	1 U	10 U
1,1,2,2-Tetrachloroethane	1 U	2 U	1 U	10 U

Notes:
U = Compound not detected at detection limit.
Bold = Compound detected at concentration.
J = Indicates an estimated value below detectior
D = Compound analyzed at secondary dilution.

TABLE 5
Summary of Groundwater Analytical Data
Former Textron Inc.
Wheatfield, NY
October 2015

SAMPLE LOCATION	DW-10	DW-11	DW-12	EW-2
SAMPLE I.D.	BAT-DUP-1-151022	BAT-DW-11-151022	BAT-DW-12-151022	BAT-EW-2-151021
SAMPLE DATE	10/22/2015	10/22/2015	10/22/2015	10/21/2015
VOCs by USEPA Method 8260				
Chloromethane	10 U	10 U	1 U	1 U
Vinyl chloride	140	420	74	180 D
Chloroethane	10 U	10 U	1 U	1 U
Bromomethane	10 U	10 U	1 U	1 U
1,1-Dichloroethene	10 U	17	2.8	2.3
Acetone	50 U	50 U	5 U	5 U
Carbon disulfide	10 U	6 J	1 U	1 U
Methylene chloride	1,300	780	84	1 U
trans-1,2-Dichloroethene	10 U	8.3 J	1.1	3.7
1,1-Dichloroethane	11	33	8.6	10
cis-1,2-Dichloroethene	930	3,900 D	220 D	660 D
2-Butanone	50 U	50 U	5 U	5 U
Chloroform	10 U	10 U	0.31 J	0.63 J
1,1,1-Trichloroethane	58	160	28	14
Carbon tetrachloride	10 U	10 U	1 U	1 U
Benzene	10 U	10 U	1 U	1 U
1,2-Dichloroethane	10 U	10 U	1 U	1 U
Trichloroethene	560	1,100	140	10
1,2-Dichloropropane	10 U	10 U	1 U	1 U
Bromodichloromethane	10 U	10 U	1 U	1 U
cis-1,3-Dichloropropene	10 U	10 U	1 U	1 U
4-Methyl-2-pentanone	50 U	50 U	5 U	5 U
Toluene	10 U	10 U	1 U	1 U
trans-1,3-Dichloropropene	10 U	10 U	1 U	1 U
1,1,2-Trichloroethane	10 U	10 U	1 U	1 U
Tetrachloroethene	10 U	10 U	1 U	1 U
2-Hexanone	50 U	50 U	5 U	5 U
Dibromochloromethane	10 U	10 U	1 U	1 U
Chlorobenzene	10 U	10 U	1 U	1 U
Ethylbenzene	10 U	10 U	1 U	1 U
m/p-Xylenes	20 U	20 U	2 U	2 U
o-Xylene	10 U	10 U	1 U	1 U
Styrene	10 U	10 U	1 U	1 U
Bromoform	10 U	10 U	1 U	1 U
1,1,2,2-Tetrachloroethane	10 U	10 U	1 U	1 U

Notes:
U = Compound not detected at detection limit.
Bold = Compound detected at concentration.
J = Indicates an estimated value below detectior
D = Compound analyzed at secondary dilution.

TABLE 5
Summary of Groundwater Analytical Data
Former Textron Inc.
Wheatfield, NY
October 2015

SAMPLE LOCATION	EW-3	EW-4	EW-5	EW-6
SAMPLE I.D.	BAT-EW-3-151021	BAT-EW-4-151021	BAT-EW-5-151021	BAT-EW-6-151021
SAMPLE DATE	10/21/2015	10/21/2015	10/21/2015	10/21/2015
VOCs by USEPA Method 8260				
Chloromethane	10 U	1 U	2 U	1 U
Vinyl chloride	800	56	230	0.65 J
Chloroethane	10 U	1 U	2 U	1 U
Bromomethane	10 U	1 U	2 U	1 U
1,1-Dichloroethene	10 U	1 U	2 U	1 U
Acetone	50 U	5 U	10 U	5 U
Carbon disulfide	10 U	2.4	6.4	1 U
Methylene chloride	10 U	1 U	2 U	1 U
trans-1,2-Dichloroethene	8.2 J	1.3	2.8	1.6
1,1-Dichloroethane	14	1.1	2.6	3.6
cis-1,2-Dichloroethene	1,300	34	140	19
2-Butanone	50 U	5 U	10 U	5 U
Chloroform	10 U	1 U	2 U	0.68 J
1,1,1-Trichloroethane	17	1.1	1.5 J	3.5
Carbon tetrachloride	10 U	1 U	2 U	1 U
Benzene	10 U	1 U	2 U	1 U
1,2-Dichloroethane	10 U	1 U	2 U	1 U
Trichloroethene	5.5 J	0.77 J	1.2 J	1.3
1,2-Dichloropropane	10 U	1 U	2 U	1 U
Bromodichloromethane	10 U	1 U	2 U	1 U
cis-1,3-Dichloropropene	10 U	1 U	2 U	1 U
4-Methyl-2-pentanone	50 U	5 U	10 U	5 U
Toluene	10 U	1 U	2 U	1 U
trans-1,3-Dichloropropene	10 U	1 U	2 U	1 U
1,1,2-Trichloroethane	10 U	1 U	2 U	1 U
Tetrachloroethene	10 U	1 U	2 U	1 U
2-Hexanone	50 U	5 U	10 U	5 U
Dibromochloromethane	10 U	1 U	2 U	1 U
Chlorobenzene	10 U	1 U	2 U	1 U
Ethylbenzene	10 U	1 U	2 U	1 U
m/p-Xylenes	20 U	2 U	4 U	2 U
o-Xylene	10 U	1 U	2 U	1 U
Styrene	10 U	1 U	2 U	1 U
Bromoform	10 U	1 U	2 U	1 U
1,1,2,2-Tetrachloroethane	10 U	1 U	2 U	1 U

Notes:
U = Compound not detected at detection limit.
Bold = Compound detected at concentration.
J = Indicates an estimated value below detectior
D = Compound analyzed at secondary dilution.

TABLE 5
Summary of Groundwater Analytical Data
Former Textron Inc.
Wheatfield, NY
October 2015

SAMPLE LOCATION	EW-7	EW-8	EW-13
SAMPLE I.D.	BAT-EW-7-151021	BAT-EW-8-151021	BAT-EW-13-151021
SAMPLE DATE	10/21/2015	10/21/2015	10/21/2015
VOCs by USEPA Method 8260			
Chloromethane	1 U	10 U	5 U
Vinyl chloride	470 D	740	570
Chloroethane	1 U	10 U	5 U
Bromomethane	1 U	10 U	5 U
1,1-Dichloroethene	2.6	8.8 J	5 U
Acetone	5 U	50 U	25 U
Carbon disulfide	2.3	10 U	5.5
Methylene chloride	8.6	10 U	5 U
trans-1,2-Dichloroethene	3.8	8.1 J	4.3 J
1,1-Dichloroethane	27	32	31
cis-1,2-Dichloroethene	610 D	2,200 D	520
2-Butanone	5 U	50 U	25 U
Chloroform	1 U	10 U	5 U
1,1,1-Trichloroethane	52	80	98
Carbon tetrachloride	1 U	10 U	5 U
Benzene	1 U	10 U	5 U
1,2-Dichloroethane	1 U	10 U	5 U
Trichloroethene	8.2	23	3.2 J
1,2-Dichloropropane	1 U	10 U	5 U
Bromodichloromethane	1 U	10 U	5 U
cis-1,3-Dichloropropene	1 U	10 U	5 U
4-Methyl-2-pentanone	5 U	50 U	25 U
Toluene	1 U	10 U	5 U
trans-1,3-Dichloropropene	1 U	10 U	5 U
1,1,2-Trichloroethane	1 U	10 U	5 U
Tetrachloroethene	1 U	10 U	5 U
2-Hexanone	5 U	50 U	25 U
Dibromochloromethane	1 U	10 U	5 U
Chlorobenzene	1 U	10 U	5 U
Ethylbenzene	0.20 J	10 U	5 U
m/p-Xylenes	2 U	20 U	10 U
o-Xylene	0.24 J	10 U	5 U
Styrene	1 U	10 U	5 U
Bromoform	1 U	10 U	5 U
1,1,2,2-Tetrachloroethane	1 U	10 U	5 U

Notes:
U = Compound not detected at detection limit.
Bold = Compound detected at concentration.
J = Indicates an estimated value below detectior
D = Compound analyzed at secondary dilution.

TABLE 5
Summary of Groundwater Analytical Data
Former Textron Inc.
Wheatfield, NY
October 2015

SAMPLE LOCATION	FIELD BLANK 1	FIELD BLANK 2	TRIP BLANK	TRIP BLANK
SAMPLE I.D.	BAT-FB-1-151021	BAT-FB-2-151022	Trip Blank	Trip Blank
SAMPLE DATE	10/21/2015	10/22/2015	10/21/2015	10/22/2015
VOCs by USEPA Method 8260				
Chloromethane	1 U	1 U	1 U	1 U
Vinyl chloride	1 U	1 U	1 U	1 U
Chloroethane	1 U	1 U	1 U	1 U
Bromomethane	1 U	1 U	1 U	1 U
1,1-Dichloroethene	1 U	1 U	1 U	1 U
Acetone	5 U	5 U	5 U	5 U
Carbon disulfide	1 U	1 U	1 U	1 U
Methylene chloride	1 U	1 U	1 U	1 U
trans-1,2-Dichloroethene	1 U	1 U	1 U	1 U
1,1-Dichloroethane	1 U	1 U	1 U	1 U
cis-1,2-Dichloroethene	1 U	1 U	1 U	1 U
2-Butanone	5 U	5 U	5 U	5 U
Chloroform	1 U	1 U	1 U	1 U
1,1,1-Trichloroethane	1 U	1 U	1 U	1 U
Carbon tetrachloride	1 U	1 U	1 U	1 U
Benzene	1 U	1 U	1 U	1 U
1,2-Dichloroethane	1 U	1 U	1 U	1 U
Trichloroethene	1 U	1 U	1 U	1 U
1,2-Dichloropropane	1 U	1 U	1 U	1 U
Bromodichloromethane	1 U	1 U	1 U	1 U
cis-1,3-Dichloropropene	1 U	1 U	1 U	1 U
4-Methyl-2-pentanone	5 U	5 U	5 U	5 U
Toluene	1 U	1 U	1 U	1 U
trans-1,3-Dichloropropene	1 U	1 U	1 U	1 U
1,1,2-Trichloroethane	1 U	1 U	1 U	1 U
Tetrachloroethene	1 U	1 U	1 U	1 U
2-Hexanone	5 U	5 U	5 U	5 U
Dibromochloromethane	1 U	1 U	1 U	1 U
Chlorobenzene	1 U	1 U	1 U	1 U
Ethylbenzene	1 U	1 U	1 U	1 U
m/p-Xylenes	2 U	2 U	2 U	2 U
o-Xylene	1 U	1 U	1 U	1 U
Styrene	1 U	1 U	1 U	1 U
Bromoform	1 U	1 U	1 U	1 U
1,1,2,2-Tetrachloroethane	1 U	1 U	1 U	1 U

Notes:
U = Compound not detected at detection limit.
Bold = Compound detected at concentration.
J = Indicates an estimated value below detectior
D = Compound analyzed at secondary dilution.

Figures

OFFICE	DRAWN BY	CHECKED BY	APPROVED BY	DRAWING NUMBER
Pittsburgh, PA	ACS/BBF 12/21/11	C. Byers		148900-D10

68,000 m E
69,000 m E
70,000 m E
74,000 m N
73,000 m N

N

FORMER TEXTRON INC.
(WHEATFIELD PLANT)

NEUTRALIZATION POND

87-15(1)
DW-9
87-08(1)
87-14(1)
87-17(1)
DW-10
87-04(1)
87-13(1)
89-15(1)
89-14(1)
B-14(1)
87-05(1)
DW-11
87-10(1)
87-02(1)
DW-12
89-12(1)
87-01(1)
87-18(1)
EW-7
96-01(1)
EW-13
EW-8
87-12(1)
87-22(1)
89-04(1)
87-20(1)
87-19(1)
87-21(1)
EW-2
EW-3
EW-4
EW-5
EW-6
93-03(1)

STATE RTE. 62
(NIAGARA FALLS BLVD.)
NIAGARA ROAD
OLD FALLS BLVD.
CAYUGA DR. EXT.
NIAGARA FALLS BLVD.
CAYUGA DR. EXT.
BERGHOLTZ CREEK
SAWYER CREEK
DRAINAGE DITCH
WALMORE ROAD
RAILROAD
CONRAIL
SY ROAD
JAGOW ROAD

REFERENCE:

BASE MAP SOURCE: GOLDER ASSOCIATES
BUFFALO, NY

LEGEND:

- ◆ EXTRACTION WELL OR DNAPL WELL
- ⌖ MONITORING WELL OR PIEZOMETER

NOTES:

1. GRID SYSTEM SHOWN IS 1000-METER UNIVERSAL TRANSVERSE MERCATOR GRID, ZONE 17, 1927 NORTH AMERICAN DATUM.
2. REFERENCE: U.S. GEOLOGICAL SURVEY, TONAWANDA WEST NEW YORK 7.5' QUADRANGLE, DATED 1980.
3. WELL LOCATIONS SHOWN ARE APPROXIMATE.

SCALE
0 300 600 900 FEET

TEXTRON
NIAGARA FALLS, NEW YORK

FIGURE 1

GROUNDWATER MONITORING PLAN SAMPLE LOCATIONS

2221 NIAGARA FALLS BOULEVARD
NIAGARA FALLS, NEW YORK

File: O:\Show Offices - CAD Files\Latham, NY\148900\135428D10.dwg
Plot Date/Time: Jan 20, 2015 - 3:46pm
Plotted by: Evan.Schlegel

OFFICE	DRAWN BY	CHECKED BY	APPROVED BY	DRAWING NUMBER
Pittsburgh, PA	E. Schlegel 10/1/15	C. Byers		148900-D12

FOR EXPANDED VIEW OF ON-SITE AREA, INCLUDING ON-SITE DNAPL PLUME AND ON-SITE FLOW ARROWS, SEE FIGURE 3.

APPROXIMATE LIMIT OF DISSOLVED PHASE PLUME (1 ppb TVO OCTOBER 2014 SAMPLING EVENT – SEE NOTE 7.)

68,000 m E | 69,000 m E | 70,000 m E

74,000 m N | 73,000 m N

NEUTRALIZATION POND

FORMER TEXTRON INC. (WHEATFIELD PLANT)

STATE RTE. 62 (NIAGARA FALLS BLVD.)

NIAGARA ROAD | OLD FALLS BLVD. | NIAGARA FALLS BLVD | CAYUGA DR. EXT. | JAGOW ROAD | SY ROAD

BERGHOLTZ CREEK | SAWYER CREEK | DRAINAGE DITCH

WALMORE ROAD | RAILROAD | CONRAIL

87-08(1) (574.87)
87-13(1) (574.06)
DW-9 (574.98)
87-15(1) (576.45)
87-17(1) (576.82)
87-05(1) (574.20)
DW-11 (574.11)
87-14(1) (574.21)
DW-10 (573.97)
87-04(1) (573.83)
89-14(1) (573.45)
89-15(1) (571.83)
B-14(1) (573.15)
87-02(1) (571.11)
87-10(1) (571.17)
DW-12 (571.43)
89-12(1) (570.57)
87-01(1) (569.30)
87-22(1) (566.69)
89-04(1) (569.08)
87-18(1) (565.93)
EW-7 (566.19)
EW-8 (566.55)
EW-13 (561.01)
96-01(1) (565.60)
87-12(1) (566.11)
87-20(1) (566.14)
87-19(1) (566.68)
87-21(1) (566.01)
EW-2 (558.66)
EW-3 (548.99)
EW-4 (553.06)
EW-5 (559.56)
EW-6 (557.72)
93-03(1) (561.16)

574 575 576 573 572 571 570 569 568 567 566 565 564 563 562 561 560 559 558

LEGEND:

- EXTRACTION WELL OR DNAPL WELL
- MONITORING WELL OR PIEZOMETER
- APPROXIMATE LIMIT OF DISSOLVED PHASE PLUME (1 ppb TVO)
- 573 — POTENTOMETRIC ELEVATION CONTOUR IN FEET MEAN SEA LEVEL (DASHED WHERE INFERRED)
- (571.83) WATER LEVEL ELEVATIONS AT MONITORING OR EXTRACTION WELL IN FEET MEAN SEA LEVEL.
- DIRECTION OF GROUNDWATER FLOW IN ZONE 1

NOTES:

1. GRID SYSTEM SHOWN IS 1000-METER UNIVERSAL TRANSVERSE MERCATOR GRID, ZONE 17, 1927 NORTH AMERICAN DATUM.
2. REFERENCE: U.S. GEOLOGICAL SURVEY, TONAWANDA WEST NEW YORK 7.5' QUADRANGLE, DATED 1980.
3. WELL LOCATIONS SHOWN ARE APPROXIMATE.
4. WATER LEVEL MEASUREMENTS OBTAINED ON MAY 18, 2015.
5. ONLY WELL LOCATIONS WITH AN ELEVATION LISTED ARE USED IN MAP CONTOURING.
6. CONTOURS BETWEEN KNOWN POINTS HAVE BEEN INTERPOLATED.
7. TOTAL VOLATILE ORGANIC (TVO) DETECTIONS/MINUS CARBON DISULFIDE.

REFERENCE:

BASE MAP SOURCE: GOLDER ASSOCIATES BUFFALO, NY

SCALE 0 300 600 900 FEET

TEXTRON NIAGARA FALLS, NEW YORK

FIGURE 2

GROUNDWATER ELEVATION CONTOUR MAP ZONE 1 BEDROCK - MAY 2015

2221 NIAGARA FALLS BOULEVARD
NIAGARA FALLS, NEW YORK

File: O:\Show Offices - CAD Files\Latham, NY\148900\148900-D12.dwg
Plot Date/Time: Dec 17, 2015 - 11:25am
Plotted by: Evan.Schlegel

DRAWING NUMBER	148900-B11
APPROVED BY	--
CHECKED BY	C. Byers
DRAWN BY	E. Schlegel
DESIGNED BY	--
DATE	12/17/15
OFFICE	Pittsburgh, PA

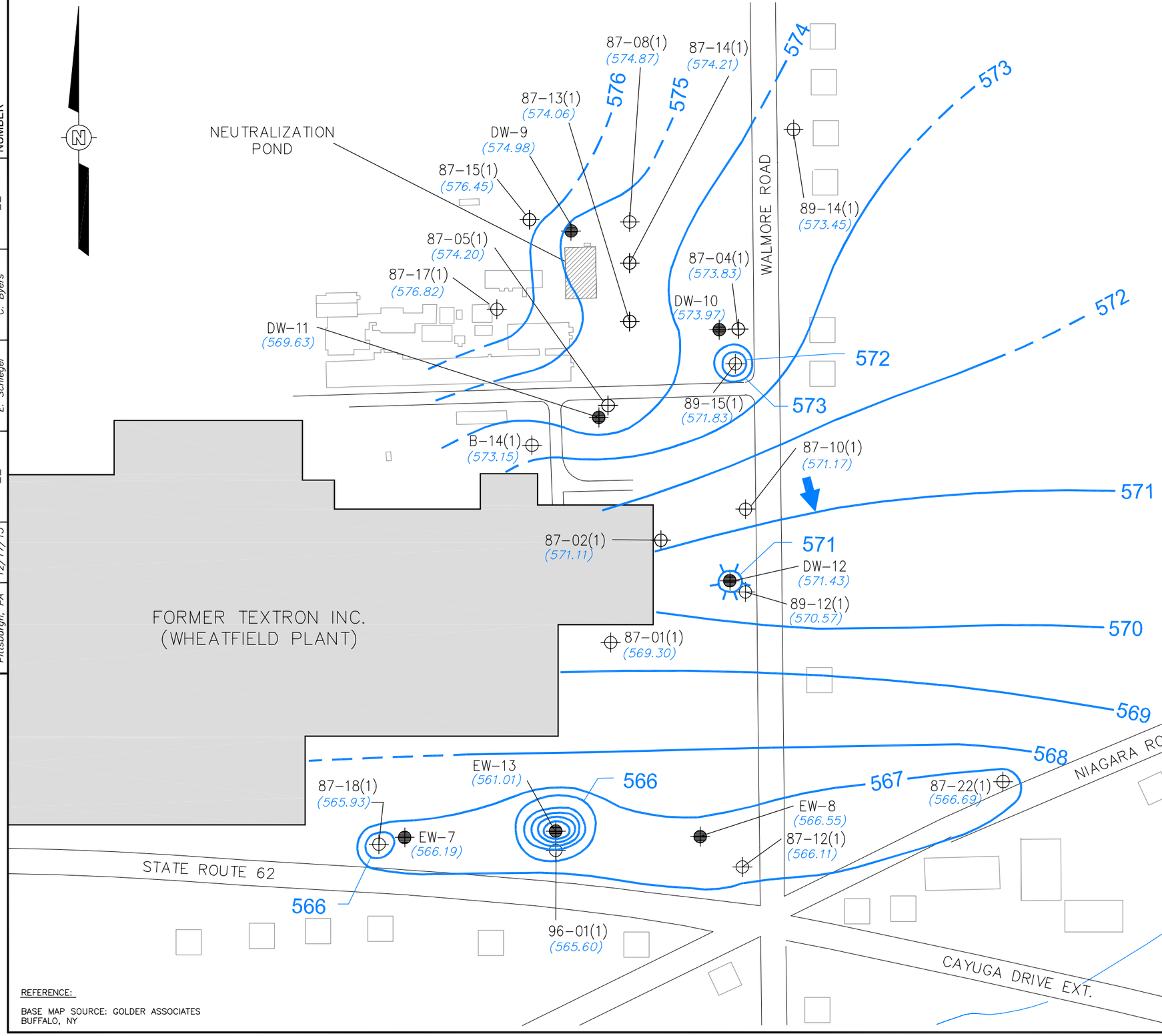

REFERENCE:

BASE MAP SOURCE: GOLDER ASSOCIATES
BUFFALO, NY

CBI

TEXTRON
NIAGARA FALLS, NEW YORK

FIGURE 3
ON-SITE GROUNDWATER ELEVATION
CONTOUR MAP, ZONE 1 BEDROCK
MAY 2015
2221 NIAGARA FALLS BOULEVARD
NIAGARA FALLS, NEW YORK

File: O:\Shaw Offices - CAD Files\Latham, NY\148900\148900-B11.dwg
Plot Date/Time: Dec 17, 2015 - 11:52am
Plotted By: Evan.Schlegel
Image

OFFICE	DRAWN BY	CHECKED BY	APPROVED BY	DRAWING NUMBER
Pittsburgh, PA	E. Schlegel 12/04/15	C. Byers		148900-D13

FOR EXPANDED VIEW OF ON-SITE AREA, INCLUDING ON-SITE DNAPL PLUME AND ON-SITE FLOW ARROWS, SEE FIGURE 3.

APPROXIMATE LIMIT OF DISSOLVED PHASE PLUME (1 ppb TVO OCTOBER 2015 SAMPLING EVENT – SEE NOTE 7.)

HORIZONTAL HYDRAULIC GRADIENT = 0.0101 FT/FT

FORMER TEXTRON INC. (WHEATFIELD PLANT)

NEUTRALIZATION POND

STATE RTE. 62 (NIAGARA FALLS BLVD.)

NIAGARA ROAD

OLD FALLS BLVD.

NIAGARA FALLS BLVD.

CAYUGA DR. EXT.

BERGHOLTZ CREEK

SAWYER CREEK

DRAINAGE DITCH

WALMORE ROAD

RAILROAD

CONRAIL

SY ROAD

JAGOW ROAD

68,000 m E

69,000 m E

70,000 m E

74,000 m N

73,000 m N

87-08(1) (572.48)
87-13(1) (572.32)
DW-9 (574.00)
87-15(1) (575.16)
87-17(1) (575.42)
87-05(1) (571.62)
DW-11 (571.04)
89-14(1) (571.70)
87-14(1) (572.65)
DW-10 (571.36)
87-04(1) (572.25)
89-15(1) (570.11)
87-10(1) (568.96)
B-14(1) (571.61)
87-02(1) (569.81)
DW-12 (569.59)
89-12(1) (568.43)
87-01(1) (567.74)
EW-7 (562.42)
EW-13 (561.12)
87-22(1) (564.16)
87-18(1) (563.14)
89-04(1) (567.02)
EW-8 (562.94)
96-01(1) (564.47)
87-12(1) (563.30)
87-20(1) (563.30)
87-19(1) (564.14)
87-21(1) (563.19)
EW-2 (553.78)
EW-3 (547.29)
EW-4 (545.11)
EW-5 (550.82)
EW-6 (555.05)
93-03(1) (557.79)

570 571 572 573 574 575 569 568 567 566 565 564 563 562 561 560 559 558 557 556 555

LEGEND:

- EXTRACTION WELL OR DNAPL WELL
- MONITORING WELL OR PIEZOMETER
- APPROXIMATE LIMIT OF DISSOLVED PHASE PLUME (1 ppb TVO)
- 573 — POTENTOMETRIC ELEVATION CONTOUR IN FEET MEAN SEA LEVEL (DASHED WHERE INFERRED)
- (570.11) WATER LEVEL ELEVATIONS AT MONITORING OR EXTRACTION WELL IN FEET MEAN SEA LEVEL.
- DIRECTION OF GROUNDWATER FLOW IN ZONE 1

NOTES:

1. GRID SYSTEM SHOWN IS 1000-METER UNIVERSAL TRANSVERSE MERCATOR GRID, ZONE 17, 1927 NORTH AMERICAN DATUM.
2. REFERENCE: U.S. GEOLOGICAL SURVEY, TONAWANDA WEST NEW YORK 7.5' QUADRANGLE, DATED 1980.
3. WELL LOCATIONS SHOWN ARE APPROXIMATE.
4. WATER LEVEL MEASUREMENTS OBTAINED ON OCTOBER 22, 2015.
5. ONLY WELL LOCATIONS WITH AN ELEVATION LISTED ARE USED IN MAP CONTOURING.
6. CONTOURS BETWEEN KNOWN POINTS HAVE BEEN INTERPOLATED.
7. TOTAL VOLATILE ORGANIC (TVO) DETECTIONS/MINUS CARBON DISULFIDE.

REFERENCE:

BASE MAP SOURCE: GOLDER ASSOCIATES BUFFALO, NY

SCALE
0 300 600 900 FEET

TEXTRON
NIAGARA FALLS, NEW YORK

FIGURE 4

GROUNDWATER ELEVATION CONTOUR MAP ZONE 1 BEDROCK - OCTOBER 2015

2221 NIAGARA FALLS BOULEVARD
NIAGARA FALLS, NEW YORK

File: O:\Shaw Offices - CAD Files\Latham, NY\148900\148900-D13.dwg
Plot Date/Time: Jan 07, 2016 - 2:31pm
Plotted By: eschlegel

DRAWING NUMBER	148900-B12
APPROVED BY	--
CHECKED BY	C. Byers
DRAWN BY	E. Schlegel
DESIGNED BY	--
DATE	12/17/15
OFFICE	Pittsburgh, PA

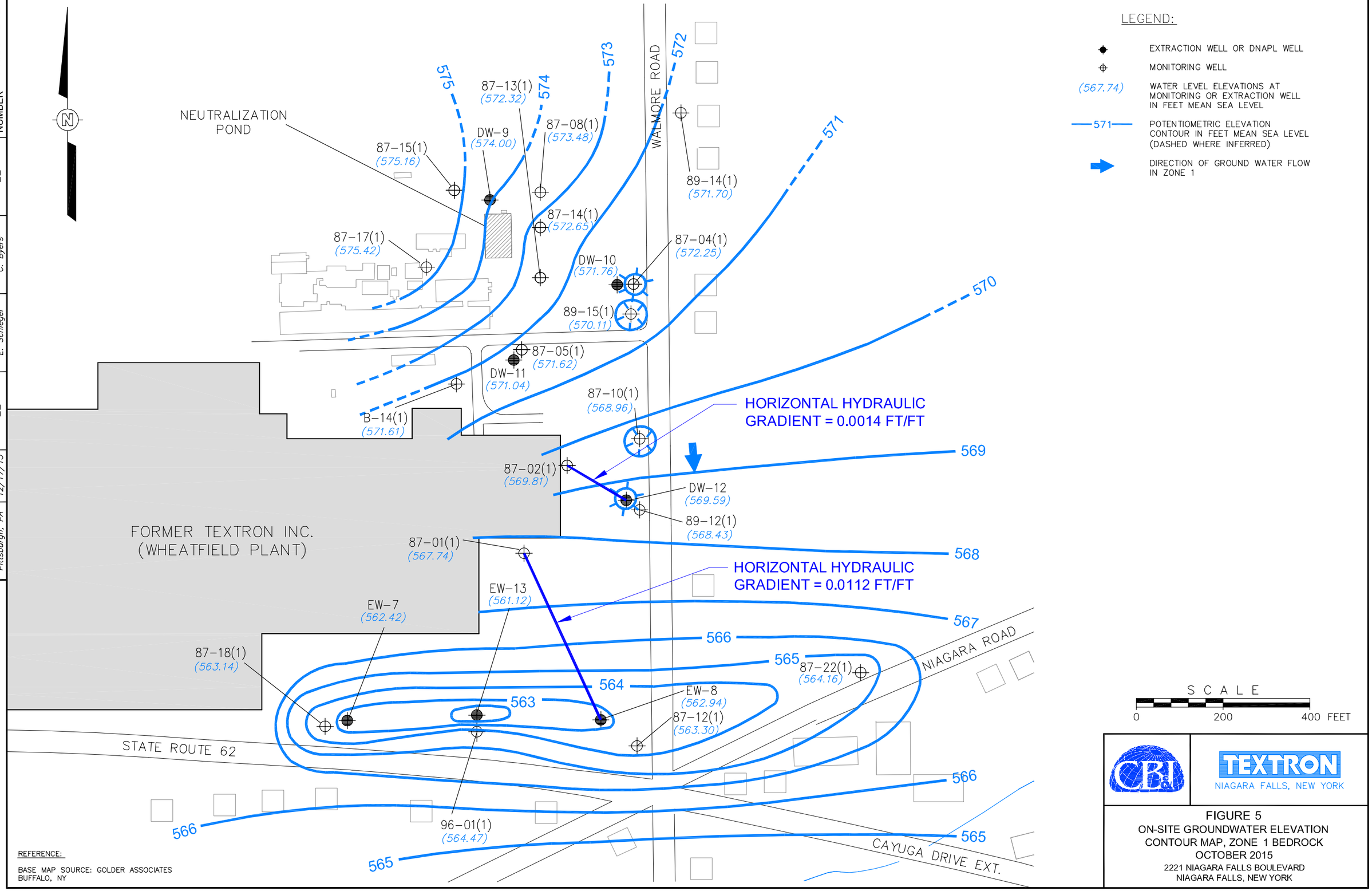

REFERENCE:

BASE MAP SOURCE: GOLDER ASSOCIATES
BUFFALO, NY

TEXTRON
NIAGARA FALLS, NEW YORK

FIGURE 5
ON-SITE GROUNDWATER ELEVATION
CONTOUR MAP, ZONE 1 BEDROCK
OCTOBER 2015
2221 NIAGARA FALLS BOULEVARD
NIAGARA FALLS, NEW YORK

File: O:\Shaw Offices - CAD Files\Latham, NY\148900\148900-B12.dwg
Plot Date/Time: Jan 11, 2016 - 10:54am
Plotted By: evan.schlegel
Image

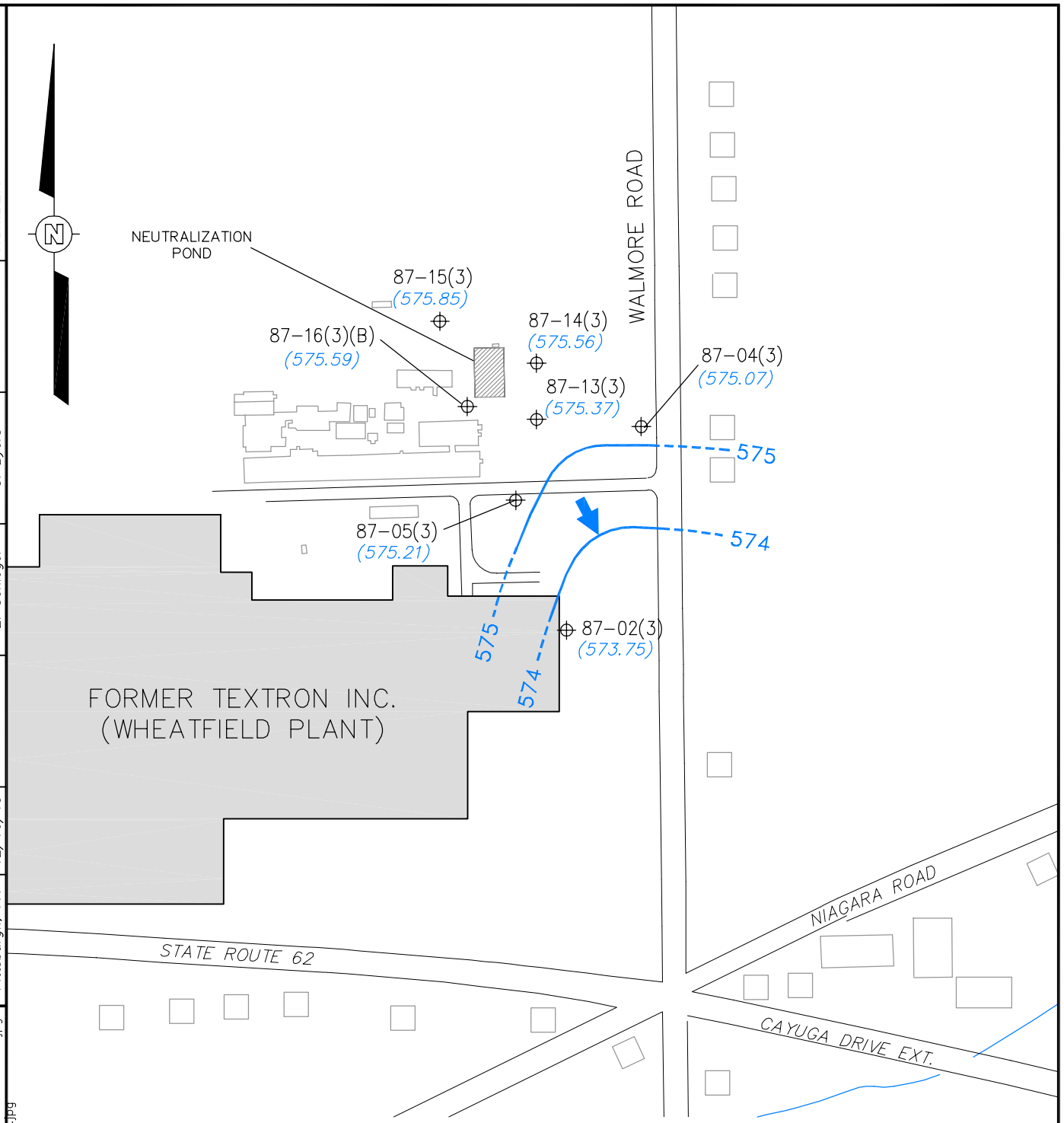

LEGEND:

- ⊕ — MONITORING WELL
- (575.37) — WATER LEVEL ELEVATIONS AT MONITORING WELL IN FEET MEAN SEA LEVEL
- 575 — POTENTIOMETRIC ELEVATION CONTOUR IN FEET MEAN SEA LEVEL (DASHED WHERE INFERRED)
- → — DIRECTION OF GROUND WATER FLOW IN ZONE 3

SCALE

0 300 600 FEET

REFERENCE:

BASE MAP SOURCE: GOLDER ASSOCIATES
BUFFALO, NY

CB&I

TEXTRON
NIAGARA FALLS, NEW YORK

FIGURE 6
ON-SITE GROUNDWATER ELEVATION
CONTOUR MAP, ZONE 3 BEDROCK
OCTOBER 2015
2221 NIAGARA FALLS BOULEVARD
NIAGARA FALLS, NEW YORK

OFFICE	DATE	DESIGNED BY	DRAWN BY	CHECKED BY	APPROVED BY	DRAWING NUMBER
Pittsburgh, PA	12/16/15	--	E. Schlegel	C. Byers	--	148900-A6

File: O:\Shaw Offices - CAD Files\Latham, NY\148900\148900-A6.dwg
Plot Date/Time: Dec 16, 2015 - 4:05pm
Plotted By: Evan.Schlegel
Xref :: CB&I.jpg
Image Nov 2012 contours 1.jpg
Nov 2012 contours 2.jpg
80 - shaw.jpg

DRAWING NUMBER	APPROVED BY	CHECKED BY	DRAWN BY	OFFICE
148900-D14		C. Byers	12/17/15 E. Schlegel	Pittsburgh, PA

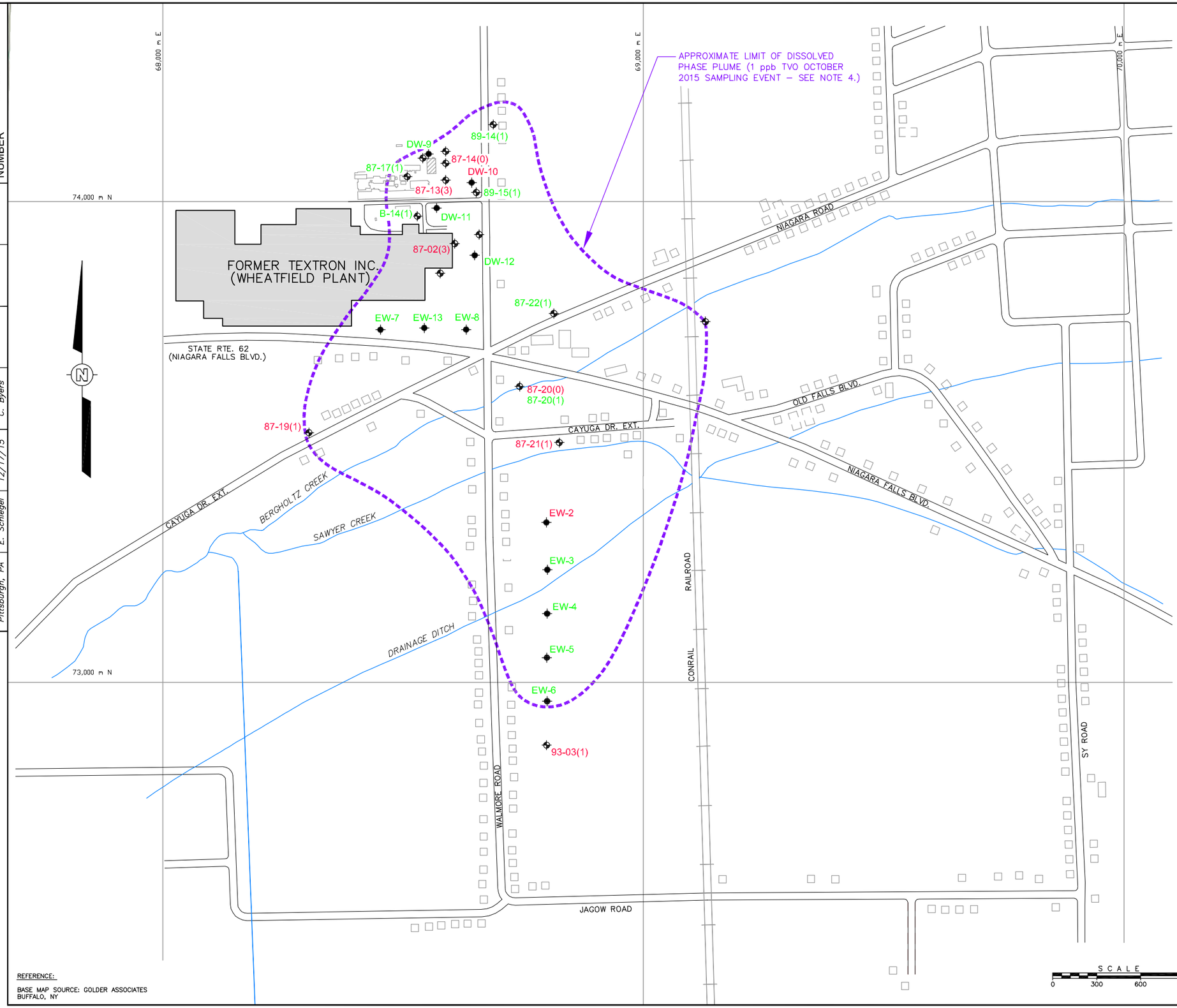

LEGEND:

- EXTRACTION WELL OR DNAPL WELL
- MONITORING WELL OR PIEZOMETER
- APPROXIMATE LIMIT OF DISSOLVED PHASE PLUME (1 ppb TVO)
- DW-11 INCREASE IN TVOC CONCENTRATION
- EW-2 DECREASE IN TVOC CONCENTRATION

NOTES:

1. GRID SYSTEM SHOWN IS 1000–METER UNIVERSAL TRANSVERSE MERCATOR GRID, ZONE 17, 1927 NORTH AMERICAN DATUM.
2. REFERENCE: U.S. GEOLOGICAL SURVEY, TONAWANDA WEST NEW YORK 7.5' QUADRANGLE, DATED 1980.
3. WELL LOCATIONS SHOWN ARE APPROXIMATE.
4. TOTAL VOLATILE ORGANIC (TVO) DETECTIONS/MINUS CARBON DISULFIDE.

REFERENCE:

BASE MAP SOURCE: GOLDER ASSOCIATES BUFFALO, NY

SCALE 0 300 600 900 FEET

CB&I

TEXTRON
NIAGARA FALLS, NEW YORK

FIGURE 7

CHANGES IN TVOC CONCENTRATIONS
OCTOBER 2015

2221 NIAGARA FALLS BOULEVARD
NIAGARA FALLS, NEW YORK

File: O:\Shaw Offices - CAD Files\Latham, NY\148900\148900-D14.dwg
Plot Date/Time: Dec 17, 2015 - 1:50pm
Plotted By: Evan.Schlegel

FIGURE 8

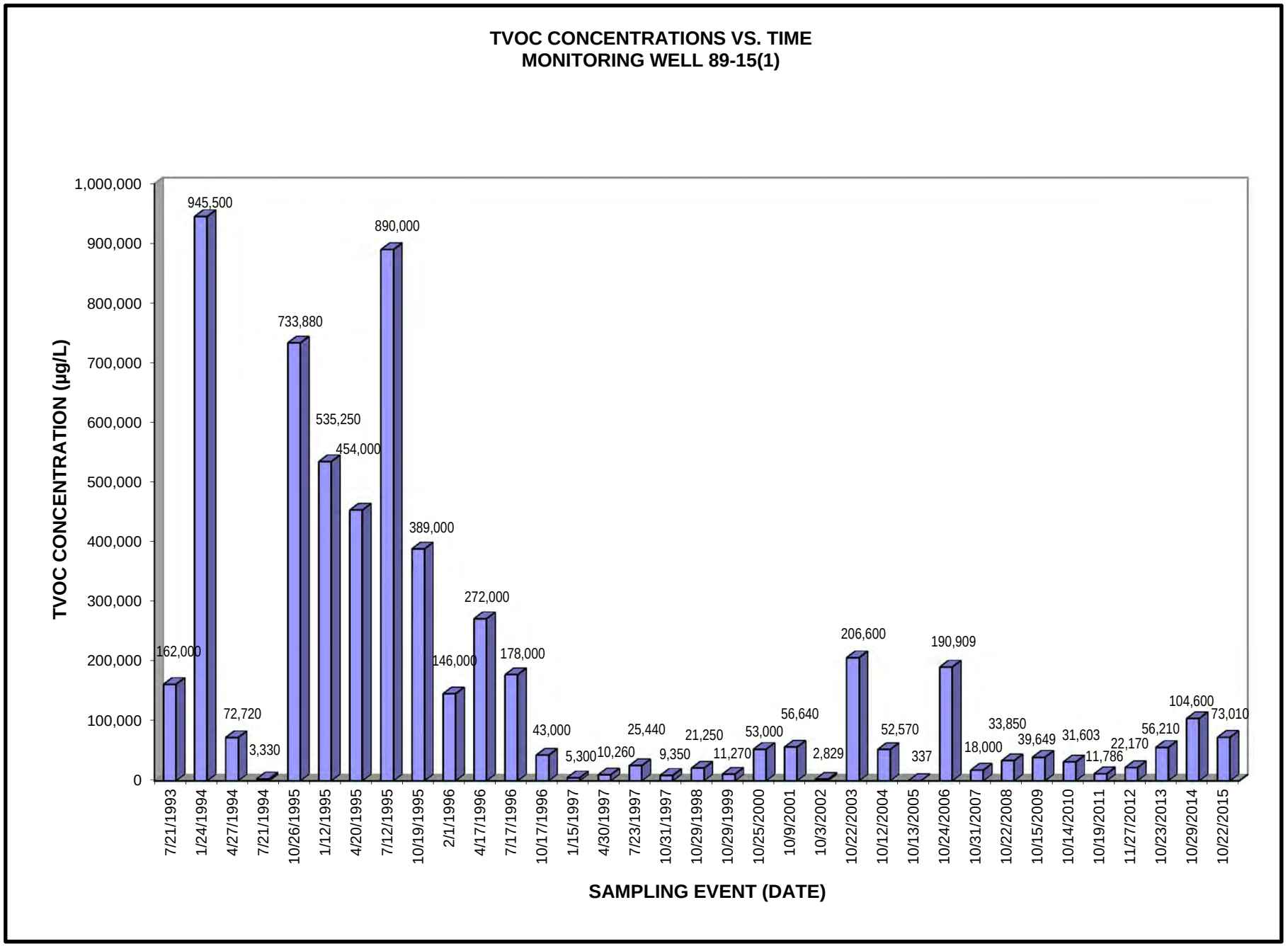
TVOC CONCENTRATIONS VS. TIME
MONITORING WELL 89-15(1)
TVOC CONCENTRATION (µg/L)
1,000,000
900,000
800,000
700,000
600,000
500,000
400,000
300,000
200,000
100,000
0
162,000
945,500
72,720
3,330
733,880
535,250
454,000
890,000
389,000
146,000
272,000
178,000
43,000
5,300
10,260
25,440
9,350
21,250
11,270
53,000
56,640
2,829
206,600
52,570
337
190,909
18,000
33,850
39,649
31,603
11,786
22,170
56,210
104,600
73,010
7/21/1993
1/24/1994
4/27/1994
7/21/1994
10/26/1995
1/12/1995
4/20/1995
7/12/1995
10/19/1995
2/1/1996
4/17/1996
7/17/1996
10/17/1996
1/15/1997
4/30/1997
7/23/1997
10/31/1997
10/29/1998
10/29/1999
10/25/2000
10/9/2001
10/3/2002
10/22/2003
10/12/2004
10/13/2005
10/24/2006
10/31/2007
10/22/2008
10/15/2009
10/14/2010
10/19/2011
11/27/2012
10/23/2013
10/29/2014
10/22/2015
SAMPLING EVENT (DATE)

FIGURE 9

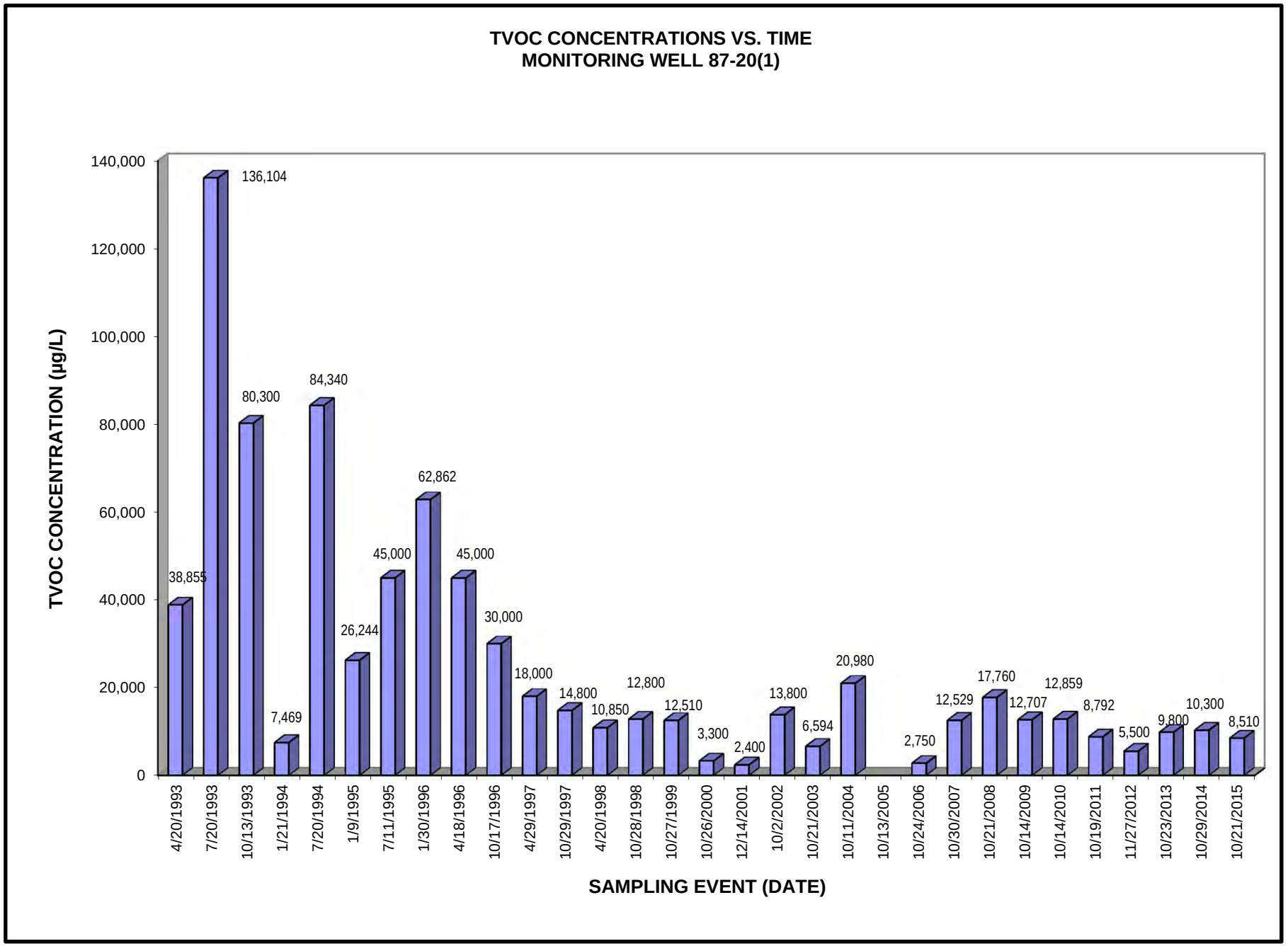
TVOC CONCENTRATIONS VS. TIME
MONITORING WELL 87-20(1)
TVOC CONCENTRATION (µg/L)
140,000
120,000
100,000
80,000
60,000
40,000
20,000
0
38,855
136,104
80,300
7,469
84,340
26,244
45,000
62,862
45,000
30,000
18,000
14,800
10,850
12,800
12,510
3,300
2,400
13,800
6,594
20,980
2,750
12,529
17,760
12,707
12,859
8,792
5,500
9,800
10,300
8,510
4/20/1993
7/20/1993
10/13/1993
1/21/1994
7/20/1994
1/9/1995
7/11/1995
1/30/1996
4/18/1996
10/17/1996
4/29/1997
10/29/1997
4/20/1998
10/28/1998
10/27/1999
10/26/2000
12/14/2001
10/2/2002
10/21/2003
10/11/2004
10/13/2005
10/24/2006
10/30/2007
10/21/2008
10/14/2009
10/14/2010
10/19/2011
11/27/2012
10/23/2013
10/29/2014
10/21/2015
SAMPLING EVENT (DATE)

FIGURE 10

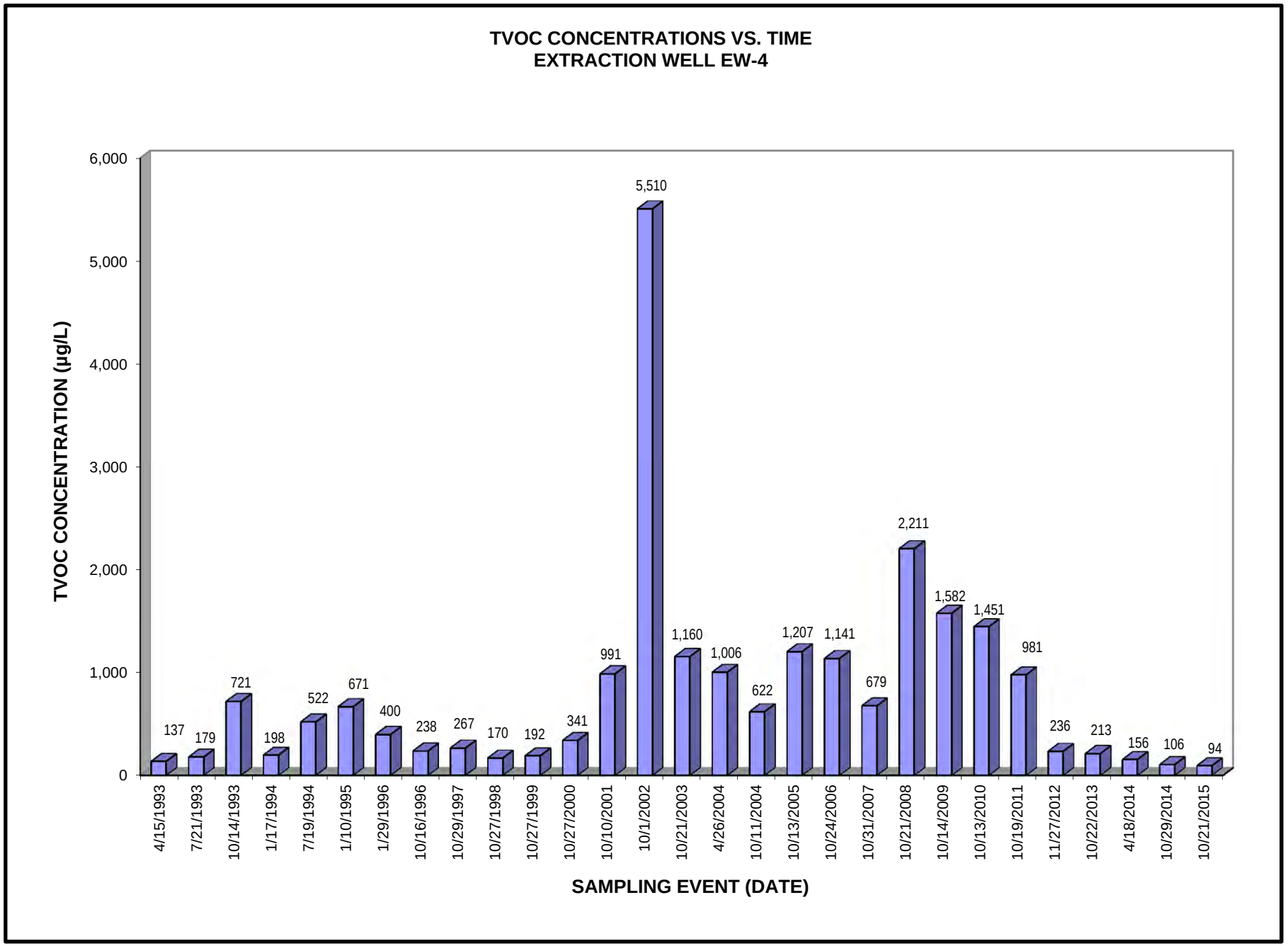
TVOC CONCENTRATIONS VS. TIME
EXTRACTION WELL EW-4
TVOC CONCENTRATION (µg/L)
6,000
5,000
4,000
3,000
2,000
1,000
0
137
179
721
198
522
671
400
238
267
170
192
341
991
5,510
1,160
1,006
622
1,207
1,141
679
2,211
1,582
1,451
981
236
213
156
106
94
4/15/1993
7/21/1993
10/14/1993
1/17/1994
7/19/1994
1/10/1995
1/29/1996
10/16/1996
10/29/1997
10/27/1998
10/27/1999
10/27/2000
10/10/2001
10/1/2002
10/21/2003
4/26/2004
10/11/2004
10/13/2005
10/24/2006
10/31/2007
10/21/2008
10/14/2009
10/13/2010
10/19/2011
11/27/2012
10/22/2013
4/18/2014
10/29/2014
10/21/2015
SAMPLING EVENT (DATE)

OFFICE	DRAWN BY	CHECKED BY	APPROVED BY	DRAWING NUMBER
Pittsburgh, PA	E. Schlegel 1/11/16	C. Byers		148900-D15

68,000 m E
69,000 m E
70,000 m E
74,000 m N
73,000 m N

APPROXIMATE LIMIT OF DISSOLVED PHASE PLUME (1 ppb TVO OCTOBER 2015 SAMPLING EVENT – SEE NOTE 4.)

NEUTRALIZATION POND

FORMER TEXTRON INC. (WHEATFIELD PLANT)

STATE RTE. 62 (NIAGARA FALLS BLVD.)

NIAGARA ROAD
OLD FALLS BLVD.
CAYUGA DR. EXT.
NIAGARA FALLS BLVD
RAILROAD
CONRAIL
WALMORE ROAD
SY ROAD
JAGOW ROAD
BERGHOLTZ CREEK
SAWYER CREEK
DRAINAGE DITCH

87-15(1) 89-14(1) DW-9 87-08(1) 87-14(1) 87-17(1) DW-10 87-04(1) 87-13(1) 89-15(1) 87-05(1) DW-11 B-14(1) 87-10(1) 87-02(1) DW-12 89-12(1) 87-01(1) 87-18(1) EW-7 96-01(1) EW-13 EW-8 87-12(1) 87-22(1) 89-04(1) 87-20(1) 87-19(1) 87-21(1) EW-2 EW-3 EW-4 EW-5 EW-6 93-03(1)

LEGEND:

- EXTRACTION WELL OR DNAPL WELL
- MONITORING WELL OR PIEZOMETER
- APPROXIMATE LIMIT OF DISSOLVED PHASE PLUME (1 ppb TVO)

NOTES:

1. GRID SYSTEM SHOWN IS 1000–METER UNIVERSAL TRANSVERSE MERCATOR GRID, ZONE 17, 1927 NORTH AMERICAN DATUM.
2. REFERENCE: U.S. GEOLOGICAL SURVEY, TONAWANDA WEST NEW YORK 7.5' QUADRANGLE, DATED 1980.
3. WELL LOCATIONS SHOWN ARE APPROXIMATE.
4. TOTAL VOLATILE ORGANIC (TVO) DETECTIONS/MINUS CARBON DISULFIDE.

REFERENCE:

BASE MAP SOURCE: GOLDER ASSOCIATES BUFFALO, NY

SCALE
0 300 600 900 FEET

CB&I

TEXTRON
NIAGARA FALLS, NEW YORK

FIGURE 11

DISSOLVED PHASE PLUME MAP
ZONE 1 BEDROCK - OCTOBER 2015

2221 NIAGARA FALLS BOULEVARD
NIAGARA FALLS, NEW YORK

File: O:\Shaw Offices – CAD Files\Latham, NY\148900\148900-D15.dwg
Plot Date/Time: Jan 11, 2016 – 11:00am
Plotted By: evan.schlegel

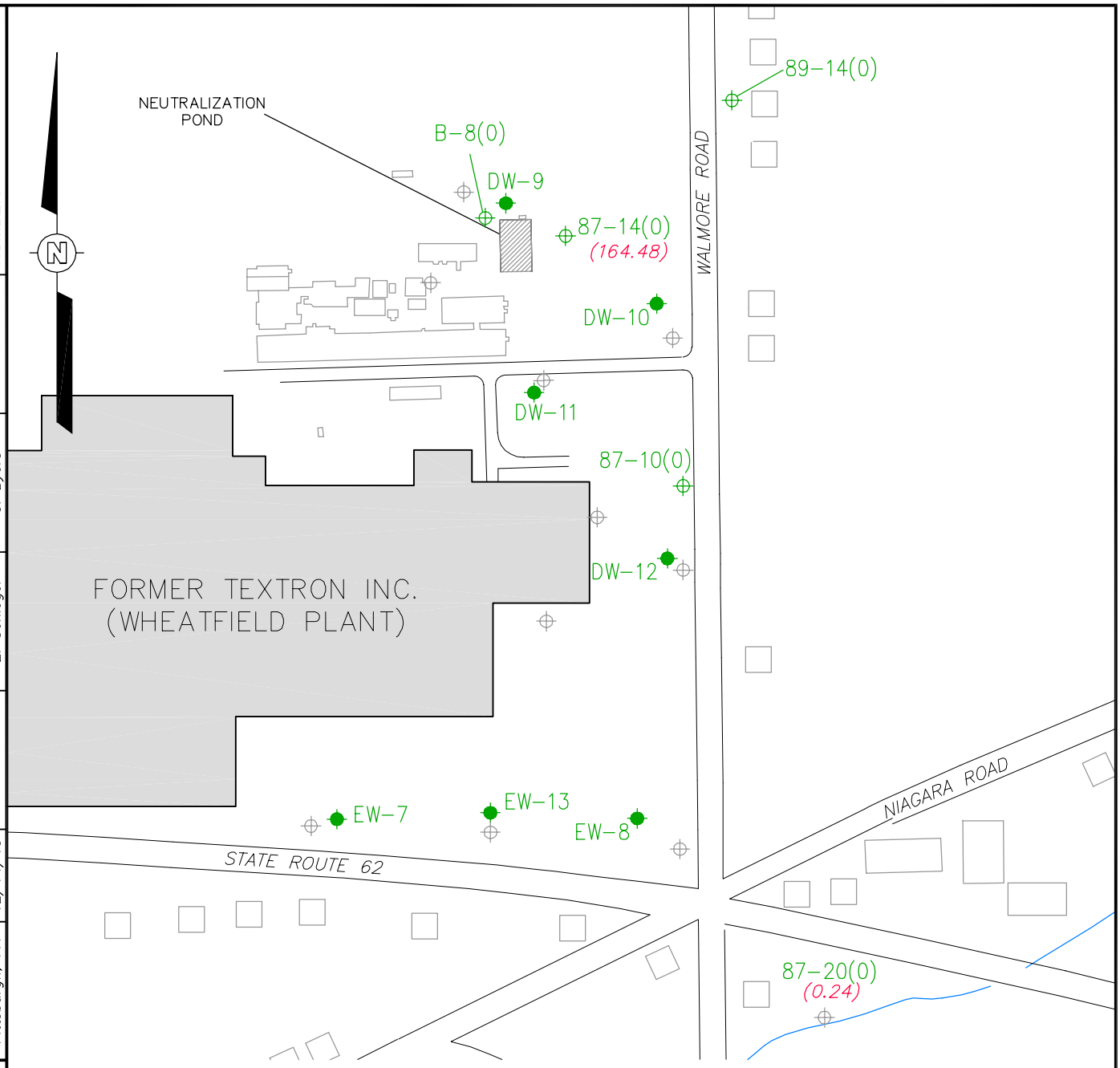

OFFICE	DATE	DESIGNED BY	DRAWN BY	CHECKED BY	APPROVED BY	DRAWING NUMBER
Pittsburgh, PA	12/14/15	--	E. Schlegel	C. Byers	--	148900-A6

LEGEND:

- MONITORING WELL OVERBURDEN
- EXTRACTION WELL OR DNAPL WELL (ZONE 1)
- MONITORING WELL (ZONE 1)
- (0.24) TVO CONCENTRATION IN µg/L OR ppb

SCALE

0 300 600 FEET

NOTES:

1. GRID SYSTEM SHOWN IS 1000-METER UNIVERSAL TRANSVERSE MERCATOR GRID, ZONE 17, 1927 NORTH AMERICAN DATUM.
2. REFERENCE: U.S. GEOLOGICAL SURVEY, TONAWANDA WEST NEW YORK 7.5' QUADRANGLE, DATED 1980.
3. WELL LOCATIONS SHOWN ARE APPROXIMATE.
4. CONTOURS BETWEEN KNOWN POINTS HAVE BEEN INTERPOLATED.
5. TOTAL VOLATILE ORGANIC (TVO) DETECTIONS/MINUS CARBON DISULFIDE.

CB&I

TEXTRON
NIAGARA FALLS, NEW YORK

FIGURE 12

DISSOLVED PHASE PLUME MAP OVERBURDEN - OCTOBER 2015

2221 NIAGARA FALLS BOULEVARD
NIAGARA FALLS, NEW YORK

File: O:\Shaw Offices - CAD Files\Latham, NY\148900\148900-A6.dwg
Plot Date/Time: Dec 14, 2015 - 9:22am Image
Plotted By: Evan.Schlegel

Appendix A

Well Inspection Forms

Well Inspection Form
Textron, Inc
Wheatfield, New York

Well Designation: B-14(1)
Date of Inspection: 0950 (month/day//year)
Time of Inspection: 10/22/2015
Inspector's Name: Kevin Cronin

Item	Types of Problems	Status U	Status A	Comments	Action	Date
Well Condition	Flagging Visibility (if applicable)		N/A			
	Well Number Readable on Outer Casing		✓			
	Integrity of Surface Seal/Apron		✓			
	Integrity of Surface Casing		✓			
	Corrosion		✓			
	Inner Casing/Screen Integrity		✓			
	Measuring Point Visibility		✓			
	Total Depth		✓			
	Siltation		✓			
	Recharge Rate		✓			
	Other					
Security	Security Cap in Place		✓			
	Lock in Place		✓			
	Lock Functional		✓			
	Other					

Status: U - Unacceptable
A - Acceptable
NA - Not applicable

Well Inspection Form
Textron, Inc
Wheatfield New York

Well Designation: DW-9
Date of Inspection: 10/22/2015 (month/day/year)
Time of Inspection: 1100
Inspector's Name: Kevin Crown

Item	Types of Problems	Status U	Status A/	Comments	Action	Date
Well Condition	Flagging Visibility (if applicable)		N/A			
	Well Number Readable on Outer Casing		✓			
	Integrity of Surface Seal/Apron		✓			
	Integrity of Surface Casing		✓			
	Corrosion		✓			
	Inner Casing/Screen Integrity		✓			
	Measuring Point Visibility		✓			
	Total Depth		✓			
	Siltation		✓			
	Recharge Rate		✓			
	Other					
Security	Security Cap in Place		N/A			
	Lock in Place		✓			
	Lock Functional		✓			
	Other					

Status: U - Unacceptable
A - Acceptable
NA - Not applicable

Well Inspection Form
Textron, Inc.
Wheatfield, New York

Well Designation: DW-10
Date of Inspection: 10/22/2015 (month/day/year)
Time of Inspection: 0935
Inspector's Name: Kevin Cronin

Item	Types of Problems	Status U	Status A	Comments	Action	Date
Well Condition	Flagging Visibility (if applicable)		N/A			
	Well Number Readable on Outer Casing					
	Integrity of Surface Seal/Apron					
	Integrity of Surface Casing					
	Corrosion					
	Inner Casing/Screen Integrity					
	Measuring Point Visibility					
	Total Depth					
	Siltation					
	Recharge Rate					
	Other					
Security	Security Cap in Place		N/A			
	Lock in Place					
	Lock Functional					
	Other			NOES NEW BLANKET		

Status: U - Unacceptable
A - Acceptable
NA - Not applicable

Well Inspection Form
Textron, Inc.
Wheatfield, New York

Well Designation: DW-11
Date of Inspection: 10/22/2015 (month/day/year)
Time of Inspection: 0850
Inspector's Name: David Crowell

Item	Types of Problems	Status U	Status A	Comments	Action	Date
Well Condition	Flagging Visibility (if applicable)		N/A			
	Well Number Readable on Outer Casing					
	Integrity of Surface Seal/Apron					
	Integrity of Surface Casing					
	Corrosion					
	Inner Casing/Screen Integrity					
	Measuring Point Visibility					
	Total Depth					
	Siltation					
	Recharge Rate					
	Other					
Security	Security Cap in Place		N/A			
	Lock in Place					
	Lock Functional					
	Other			PLACED BUNGEE		

Status: U - Unacceptable
A - Acceptable
NA - Not applicable

Well Inspection Form
Textron, Inc.
Wheatfield, New York

Well Designation: EW-12
Date of Inspection: 10/22/2015 (month/day/year)
Time of Inspection: 0825
Inspector's Name: Kevin Cowin

Item	Types of Problems	Status U	Status A	Comments	Action	Date
Well Condition	Flagging Visibility (if applicable)		N/A			
	Well Number Readable on Outer Casing		↓			
	Integrity of Surface Seal/Apron		↓			
	Integrity of Surface Casing		↓			
	Corrosion		↓			
	Inner Casing/Screen Integrity		↓			
	Measuring Point Visibility		↓			
	Total Depth		↓			
	Siltation		↓			
	Recharge Rate		↓			
	Other					
Security	Security Cap in Place		N/A			
	Lock in Place		↓			
	Lock Functional		↓			
	Other		↓	PLACED BLANKET		

Status: U - Unacceptable
A - Acceptable
NA - Not applicable

Well Inspection Form
Texaco, Inc.
Wheatfield, New York

Well Designation: EW-2
Date of Inspection: 10/21/2015 (month/day/year)
Time of Inspection: 0950
Inspector's Name: KEVIN CROWN

Item	Types of Problems	Status U	Status A	Comments	Action	Date
Well Condition	Flagging Visibility (if applicable)		N/A			
	Well Number Readable on Outer Casing					
	Integrity of Surface Seal/Apron					
	Integrity of Surface Casing					
	Corrosion					
	Inner Casing/Screen Integrity					
	Measuring Point Visibility					
	Total Depth					
	Siltation					
	Recharge Rate		Y			
	Other					
Security	Security Cap in Place		N/A			
	Lock in Place					
	Lock Functional		Y			
	Other					

Status: U - Unacceptable
A - Acceptable
NA - Not applicable

Well Inspection Form
Textron, Inc.
Wheatfield, New York

Well Designation: EW-3
Date of Inspection: 10/21/2015 (month/day/year)
Time of Inspection: 1010
Inspector's Name: Kevin Crouch

Item	Types of Problems	Status U	Status A	Comments	Action	Date
Well Condition	Flagging Visibility (if applicable)		N/A			
	Well Number Readable on Outer Casing		↓			
	Integrity of Surface Seal/Apron		↓			
	Integrity of Surface Casing		↓			
	Corrosion		↓			
	Inner Casing/Screen Integrity		↓			
	Measuring Point Visibility		↓			
	Total Depth		↓			
	Silation		↓			
	Recharge Rate		↓			
	Other					
Security	Security Cap in Place		N/A			
	Lock in Place		↓			
	Lock Functional		↓			
	Other					

Status: U - Unacceptable
A - Acceptable
NA - Not applicable

Well Inspection Form
Textron Inc.
Wheatfield, New York

Well Designation: SW-4
Date of Inspection: 10/24/2015 (month/day/year)
Time of Inspection: 1025
Inspector's Name: Kevin Crewin

Item	Types of Problems	Status U	Status A	Comments	Action	Date
Well Condition	Flagging Visibility (if applicable)		N/A			
	Well Number Readable on Outer Casing					
	Integrity of Surface Seal/Apron					
	Integrity of Surface Casing					
	Corrosion					
	Inner Casing/Screen Integrity					
	Measuring Point Visibility					
	Total Depth					
	Siltation					
	Recharge Rate					
	Other					
Security	Security Cap in Place		N/A			
	Lock in Place					
	Lock Functional					
	Other					

Status: U - Unacceptable
A - Acceptable
NA - Not applicable

Well Inspection Form
Textron, Inc.
Wheatfield, New York

Well Designation: EW-5
Date of Inspection: 10/21/2015 (month/day/year)
Time of Inspection: 1040
Inspector's Name: Kevin Cronin

Item	Types of Problems	Status U	Status A	Comments	Action	Date
Well Condition	Flagging Visibility (if applicable)		N/A			
	Well Number Readable on Outer Casing					
	Integrity of Surface Seal/Apron					
	Integrity of Surface Casing					
	Corrosion					
	Inner Casing/Screen Integrity					
	Measuring Point Visibility					
	Total Depth					
	Siltation					
	Recharge Rate					
	Other					
Security	Security Cap in Place		N/A			
	Lock in Place					
	Lock Functional					
	Other					

Status: U - Unacceptable
A - Acceptable
NA - Not applicable

Well Inspection Form
Textron, Inc.
Wheatfield, New York

Well Designation: EW-6
Date of Inspection: 10/21/2015 (month/day/year)
Time of Inspection: 11:10
Inspector's Name: Kevin Cronin

Item	Types of Problems	Status U	Status A/	Comments	Action	Date
Well Condition	Flagging Visibility (if applicable)		N/A			
	Well Number Readable on Outer Casing					
	Integrity of Surface Seal/Apron					
	Integrity of Surface Casing					
	Corrosion					
	Inner Casing/Screen Integrity					
	Measuring Point Visibility					
	Total Depth					
	Siltation					
	Recharge Rate					
	Other					
Security	Security Cap in Place		N/A			
	Lock in Place					
	Lock Functional					
	Other					

Status: U - Unacceptable
A - Acceptable
NA - Not applicable

Well Inspection Form
Textron, Inc.
Wheatfield, New York

Well Designation: GW-7
Date of Inspection: 12/21/2015 (month/day/year)
Time of Inspection: 1545
Inspector's Name: Kevin Cronin

Item	Types of Problems	Status U	Status A	Comments	Action	Date
Well Condition	Flagging Visibility (If applicable)		N/A			
	Well Number Readable on Outer Casing					
	Integrity of Surface Seal/Apron					
	Integrity of Surface Casing					
	Corrosion					
	Inner Casing/Screen Integrity					
	Measuring Point Visibility					
	Total Depth					
	Siltation					
	Recharge Rate					
	Other					
Security	Security Cap in Place		N/A			
	Lock in Place					
	Lock Functional					
	Other			PUMP BLANKET		

Status: U - Unacceptable
A - Acceptable
NA - Not applicable

Well Inspection Form
Textron, Inc.
Wheatfield, New York

Well Designation: EW-8
Date of Inspection: 10/21/2015 (month/day/year)
Time of Inspection: 1625
Inscector's Name: Kevin Cronin

Item	Types of Problems	Status U	Status A	Comments	Action	Date
Well Condition	Flagging Visibility (if applicable)		N/A			
	Well Number Readable on Outer Casing					
	Integrity of Surface Seal/Apron					
	Integrity of Surface Casing					
	Corrosion					
	Inner Casing/Screen Integrity					
	Measuring Point Visibility					
	Total Depth					
	Siltation					
	Recharge Rate					
	Other					
Security	Security Cap in Place		N/A			
	Lock in Place					
	Lock Functional					
	Other			PLACED BLANKET		

Status: U - Unacceptable
A - Acceptable
NA - Not applicable

Well Inspection Form
Textron, Inc.
Wheatfield, New York

Well Designation: EW-13
Date of Inspection: 10/21/2015 (month/day/year)
Time of Inspection: 1605
Inspector's Name: Kevin Cronin

Item	Types of Problems	Status U	Status A	Comments	Action	Date
Well Condition	Flagging Visibility (if applicable)		N/A			
	Well Number Readable on Outer Casing		↓			
	Integrity of Surface Seal/Apron					
	Integrity of Surface Casing					
	Corrosion					
	Inner Casing/Screen Integrity					
	Measuring Point Visibility					
	Total Depth					
	Siltation					
	Recharge Rate		↓			
	Other					
Security	Security Cap in Place		N/A			
	Lock in Place		↓			
	Lock Functional					
	Other			PLACED BLANKET		

Status: U - Unacceptable
A - Acceptable
NA - Not applicable

Well Inspection Form
Textron, Inc.
Wheatfield, New York

Well Designation: MW-87-02(3)
Date of Inspection: 10/21/2015 (month/day/year)
Time of Inspection: 1520
Inspector's Name: Kelin Cronin

Item	Types of Problems	Status U	Status A	Comments	Action	Date
Well Condition	Flagging Visibility (if applicable)					
	Well Number Readable on Outer Casing		✓			
	Integrity of Surface Seal/Apron		✓			
	Integrity of Surface Casing		✓			
	Corrosion		✓			
	Inner Casing/Screen Integrity		✓			
	Measuring Point Visibility		✓			
	Total Depth		✓			
	Siltation		✓			
	Recharge Rate	✓	~~✓~~ NA	KC Drying out		
	Other					
Security	Security Cap in Place		✓			
	Lock in Place		✓			
	Lock Functional		✓			
	Other					

Status: U - Unacceptable
A - Acceptable
NA - Not applicable

Well Inspection Form
Textron, Inc.
Wheatfield, New York

Well Designation: MW-57-13(3)
Date of Inspection: 10/22/2015 (month/day/year)
Time of Inspection: 1055
Inspector's Name: Kevin Cronin

Item	Types of Problems	Status U	Status A	Comments	Action	Date
Well Condition	Flagging Visibility (if applicable)					
	Well Number Readable on Outer Casing		✓			
	Integrity of Surface Seal/Apron		✓			
	Integrity of Surface Casing		✓			
	Corrosion		✓			
	Inner Casing/Screen Integrity		✓			
	Measuring Point Visibility		✓			
	Total Depth		✓			
	Siltation		✓			
	Recharge Rate	✓		Draining out		
	Other					
Security	Security Cap in Place		✓			
	Lock in Place		✓			
	Lock Functional		✓			
	Other					

Status: U - Unacceptable
A - Acceptable
NA - Not applicable

Well Inspection Form
Textron, Inc
Wheatfield, New York

Well Designation: MW-87-14(0)
Date of Inspection: 10/22/2015 (month/day/year)
Time of Inspection: 1110
Inspector's Name: Kevin Clark

Item	Types of Problems	Status U	Status A	Comments	Action	Date
Well Condition	Flagging Visibility (if applicable)					
	Well Number Readable on Outer Casing		✓			
	Integrity of Surface Seal/Apron		✓			
	Integrity of Surface Casing		✓			
	Corrosion		✓			
	Inner Casing/Screen Integrity		✓			
	Measuring Point Visibility		✓			
	Total Depth		✓			
	Siltation		✓			
	Recharge Rate	✓		Dewater out		
	Other					
Security	Security Cap in Place		✓			
	Lock in Place		✓			
	Lock Functional		✓			
	Other					

Status: U - Unacceptable
A - Acceptable
NA - Not applicable

Well Inspection Form
Textron, Inc.
Wheatfield, New York

Well Designation: MW-87-17(i)
Date of Inspection: 10/22/2015 (month/day/year)
Time of Inspection: 1205
Inspector's Name: Kevin Cronin

Item	Types of Problems	Status U	Status A	Comments	Action	Date
Well Condition	Flagging Visibility (if applicable)					
	Well Number Readable on Outer Casing		✓			
	Integrity of Surface Seal/Apron		✓			
	Integrity of Surface Casing		✓			
	Corrosion		✓			
	Inner Casing/Screen Integrity		✓			
	Measuring Point Visibility		✓			
	Total Depth		✓			
	Siltation		✓			
	Recharge Rate		✓			
	Other					
Security	Security Cap in Place		✓			
	Lock in Place		✓			
	Lock Functional		✓			
	Other					

Status: U - Unacceptable
A - Acceptable
NA - Not applicable

Well Inspection Form
Texaco, Inc.
Wheatfield, New York

Well Designation: MW-67-A(D)
Date of Inspection: 10/2/2015 (month/day/year)
Time of Inspection: 1400
Inspector's Name: Kevin Cowin

Item	Types of Problems	Status U	Status A	Comments	Action	Date
Well Condition	Flagging Visibility (if applicable)					
	Well Number Readable on Outer Casing		✓			
	Integrity of Surface Seal/Apron		✓			
	Integrity of Surface Casing		✓			
	Corrosion		✓			
	Inner Casing/Screen Integrity		✓			
	Measuring Point Visibility		✓			
	Total Depth		✓			
	Siltation		✓			
	Recharge Rate		✓			
	Other					
Security	Security Cap in Place		✓			
	Lock in Place		✓			
	Lock Functional		✓			
	Other					

Status: U - Unacceptable
A - Acceptable
NA - Not applicable

Well Inspection Form
Textron, Inc.
Wheatfield, New York

Well Designation: MW-87-20(D)
Date of Inspection: 10/22/2015 (month/day/year)
Time of Inspection: 1445
Inspector's Name: Kevin Cronin

Item	Types of Problems	Status U	Status A	Comments	Action	Date
Well Condition	Flagging Visibility (if applicable)		✓			
	Well Number Readable on Outer Casing		✓			
	Integrity of Surface Seal/Apron		✓			
	Integrity of Surface Casing		✓			
	Corrosion		✓			
	Inner Casing/Screen Integrity		✓			
	Measuring Point Visibility		✓			
	Total Depth		✓			
	Silation		✓			
	Recharge Rate		✓			
	Other					
Security	Security Cap in Place		✓			
	Lock in Place		✓			
	Lock Functional		✓			
	Other					

Status: U - Unacceptable
A - Acceptable
NA - Not applicable

Well Inspection Form
Textron, Inc.
Wheatfield, New York

Well Designation: MW - 87-20(1)
Date of Inspection: 10/21/2015 (month/day/year)
Time of Inspection: 1340
Inspector's Name: KEVIN CROWN

Item	Types of Problems	Status U	Status A	Comments	Action	Date
Well Condition	Flagging Visibility (if applicable)					
	Well Number Readable on Outer Casing		✓			
	Integrity of Surface Seal/Apron		✓			
	Integrity of Surface Casing		✓			
	Corrosion		✓			
	Inner Casing/Screen Integrity		✓			
	Measuring Point Visibility		✓			
	Total Depth		✓			
	Siltation		✓			
	Recharge Rate		✓			
	Other					
Security	Security Cap in Place		✓			
	Lock in Place		✓			
	Lock Functional		✓			
	Other					

Status: U - Unacceptable
A - Acceptable
NA - Not applicable

Well Inspection Form
Textron, Inc.
Wheatfield, New York

Well Designation: MW-87-21(1)
Date of Inspection: 10/21/2015 (month/day/year)
Time of Inspection: 1210
Inspector's Name: Kevin Cleary

Item	Types of Problems	Status U	Status A	Comments	Action	Date
Well Condition	Flagging Visibility (if applicable)					
	Well Number Readable on Outer Casing		✓			
	Integrity of Surface Seal/Apron		✓			
	Integrity of Surface Casing		✓			
	Corrosion		✓			
	Inner Casing/Screen Integrity		✓			
	Measuring Point Visibility		✓			
	Total Depth		✓			
	Siltation		✓			
	Recharge Rate		✓			
	Other					
Security	Security Cap in Place		✓			
	Lock in Place		✓			
	Lock Functional		✓			
	Other					

Status: U - Unacceptable
A - Acceptable
NA - Not applicable

Well Inspection Form
Textron, Inc.
Wheatfield, New York

Well Designation: MW-87-22(1)
Date of Inspection: 10/21/2015 (month/day/year)
Time of Inspection: 1310
Inspector's Name: Kevin Cahill

Item	Types of Problems	Status U	Status A	Comments	Action	Date
Well Condition	Flagging Visibility (if applicable)					
	Well Number Readable on Outer Casing		✓			
	Integrity of Surface Seal/Apron		✓			
	Integrity of Surface Casing		✓			
	Corrosion		✓			
	Inner Casing/Screen Integrity		✓			
	Measuring Point Visibility		✓			
	Total Depth		✓			
	Siltation		✓			
	Recharge Rate		✓			
	Other					
Security	Security Cap in Place		✓			
	Lock in Place		✓			
	Lock Functional		✓			
	Other					

Status: U - Unacceptable
A - Acceptable
NA - Not applicable

Well Inspection Form
Textron, Inc.
Wheatfield, New York

Well Designation: MW-89-14(1)
Date of Inspection: 10/21/2015 (month/day/year)
Time of Inspection: 1430
Inspector's Name: KEVIN CLARK

Item	Types of Problems	Status U	Status A	Comments	Action	Date
Well Condition	Flagging Visibility (if applicable)					
	Well Number Readable on Outer Casing		✓			
	Integrity of Surface Seal/Apron		✓			
	Integrity of Surface Casing		✓			
	Corrosion		✓			
	Inner Casing/Screen Integrity		✓			
	Measuring Port Visibility		✓			
	Total Depth		✓			
	Siltation		✓			
	Recharge Rate		✓			
	Other					
Security	Security Cap in Place		✓			
	Lock in Place		✓			
	Lock Functional		✓			
	Other					

Status: U - Unacceptable
A - Acceptable
NA - Not applicable

Well Inspection Form
Textron, Inc.
Wheatfield, New York

Well Designation: MW-89-15(1)
Date of Inspection: 10/22/2015 (month/day/year)
Time of Inspection: 1040
Inspector's Name: Kevin Crown

Item	Types of Problems	Status U	Status A	Comments	Action	Date
Well Condition	Flagging Visibility (if applicable)					
	Well Number Readable on Outer Casing		✓			
	Integrity of Surface Seal/Apron		✓			
	Integrity of Surface Casing		✓			
	Corrosion		✓			
	Inner Casing/Screen Integrity		✓			
	Measuring Point Visibility		✓			
	Total Depth		✓			
	Station		✓			
	Recharge Rate		✓			
	Other					
Security	Security Cap in Place		✓			
	Lock in Place		✓			
	Lock Functional		✓			
	Other					

Status: U - Unacceptable
A - Acceptable
NA - Not applicable

Well Inspection Form
Textron, Inc.
Wheatfield, New York

Well Designation: MW-93-03(1)
Date of Inspection: 10/21/2015 (month/day/year)
Time of Inspection: 1135
Inspector's Name: KEVIN CROWN

Item	Types of Problems	Status U	Status A	Comments	Action	Date
Well Condition	Flagging Visibility (if applicable)		✓			
	Well Number Readable on Outer Casing		✓			
	Integrity of Surface Seal/Apron		✓			
	Integrity of Surface Casing		✓			
	Corrosion		✓			
	Inner Casing/Screen Integrity		✓			
	Measuring Point Visibility		✓			
	Total Depth		✓			
	Silitation		✓			
	Recharge Rate		✓			
	Other					
Security	Security Cap in Place		✓			
	Lock in Place		✓			
	Lock Functional		✓			
	Other					

Status: U - Unacceptable
A - Acceptable
NA - Not applicable

Appendix B

Field Sampling Data Sheets

TEXTRON, INC.
FIELD SAMPLING DATA SHEET
WELL PURGE – WATER QUALITY MEASUREMENTS

Site Name: Textron, Wheatfield, NY
Project Number: 148000
Well Number: MW- B-14(1)
Date: 10/ 22 /2015
Field Personnel: K. Cronin, ALS tech.
Physical Condition of Well: Good
Well Diameter: 2"
Air Monitoring Results: 0.0 ppmv
Depth to Water: ~ 17.93
Depth to Bottom: ~ 28.98
Purge Volume: 1.5 GAL
Volume Removed: 5 GAL

*Volume Factors: (circle one)
1.25-inch well = 0.064 gal/ft
2-inch well = 0.163 gal/ft
4-inch well = 0.653 gal/ft

Purge Method: circle one

(WHALE) Stainless Steel Bailer | Dedicated Poly Tubing from Sampling Port | Whale Pump with ET Tubing | Polyethylene Bailer | Grundfos Submersible Pump

Purge Water Disposal: In Plant for Treatment

PARAMETERS Units	pH s.u.	Spec. Cond ms/cm	Temp. °C	Sample Description
Initial Purge	7.72	2.585	11.26	clear
Final Purge	7.49	2.568	11.22	clear

Sampling Method: circle one

(WHALE) Stainless Steel Bailer | Dedicated Poly Tubing from Sampling Port | Whale Pump with ET Tubing | Polyethylene Bailer | Grundfos Submersible Pump

Sample Number: BAT-B-14(1)-1510 ZZ
Sample Collection Date/Time: 10/ 22 /2015 0915
Analysis Requested: EPA Method 8260

Notes:

Sampler Signature: Kevin Cronin

TEXTRON, INC.
FIELD SAMPLING DATA SHEET
WELL PURGE – WATER QUALITY MEASUREMENTS

Site Name: Textron, Wheatfield, NY
Project Number: 148900
Well Number: DW-9
Date: 10/22/2015
Field Personnel: K. Cronin, ALS tech.
Physical Condition of Well: Good
Well Diameter: 4"
Air Monitoring Results: 0.0 ppmv
Depth to Water: ~7.30'
Depth to Bottom: NM ~23.92'
Purge Volume:
Volume Removed: ~3 GALS

*Volume Factors: (circle one)
1.25-inch well = 0.064 gal/ft
2-inch well = 0.163 gal/ft
4-inch well = 0.653 gal/ft

Purge Method: circle one

Stainless Steel Bailer | Dedicated Poly Tubing from Sampling Port | Whale Pump with ET Tubing | (Dedicated) Polyethylene Bailer | Grundfos Submersible Pump

Purge Water Disposal: In Plant for Treatment

PARAMETERS Units	pH s.u.	Spec. Cond. ms/cm	Temp. °C	Sample Description
Initial Purge	8.26	0.431	12.11	clear
Final Purge	NM	→		clear

Sampling Method: circle one

Stainless Steel Bailer | Dedicated Poly Tubing from Sampling Port | Whale Pump with ET Tubing | (Dedicated) Polyethylene Bailer | Grundfos Submersible Pump

Sample Number: BAT-DW-9-151022
Sample Collection Date/Time: 10/22/2015 1145
Analysis Requested: EPA Method 8260

Notes:

Sampler Signature: Kevin Cronin

TEXTRON, INC.
FIELD SAMPLING DATA SHEET
WELL PURGE – WATER QUALITY MEASUREMENTS

Site Name: Textron, Wheatfield, NY
Project Number: 148900
Well Number: DW 10
Date: 10/ 22/2015
Field Personnel: K. Cronin, ALS tech
Physical Condition of Well: Good
Well Diameter: 4"
Air Monitoring Results: 0.0 ppmv
Depth to Water: ~ 12.19
Depth to Bottom: NM
Purge Volume:
Volume Removed: ~ 3 GALS

*Volume Factors: (circle one)
1.25-inch well – 0.064 gal/ft
2-inch well – 0.163 gal/ft
4 inch well = 0.653 gal/ft

Purge Method: circle one

Stainless Steel Bailer | Dedicated Poly Tubing from Sampling Port | Whale Pump with ET Tubing | Polyethylene Bailer | Grundfos Submersible Pump

Purge Water Disposal: In Plant for Treatment

PARAMETERS Units	pH s.u.	Spec. Cond. ms/cm	Temp °C	Sample Description
Initial Purge	7.20	1.611	11.62	clear
Final Purge	7.39	1.117	11.50	clear

Sampling Method: circle one

Stainless Steel Bailer | Dedicated Poly Tubing from Sampling Port | Whale Pump with ET Tubing | Polyethylene Bailer | Grundfos Submersible Pump

Sample Number: BAT-DW-10-151022
Sample Collection Date/Time: 10/ 22/2015 0940
Analysis Requested: EPA Method 8260

Notes: DUP-01 COLLECTED HERE

Sampler Signature: Kevin Cronin

TEXTRON, INC.
FIELD SAMPLING DATA SHEET
WELL PURGE WATER QUALITY MEASUREMENTS

Site Name: Textron, Wheatfield, NY
Project Number: 148900
Well Number: DW-11
Date: 10/22/2015
Field Personnel: K. Cronin, ALS tech.
Physical Condition of Well: Good
Well Diameter: 4"
Air Monitoring Results: 0.0 ppmv
Depth to Water: ~12.01'
Depth to Bottom: NM
Purge Volume:
Volume Removed: ~2 Gal

*Volume Factors: (circle one)
1.25-inch well – 0.064 gal/ft
2 inch well – 0.163 gal/ft
4-inch well – 0.653 gal/ft

Purge Method: circle one

Stainless Steel Bailer | Dedicated Poly Tubing from Sampling Port | Whale Pump with ET Tubing | Polyethylene Bailer | Grundfos Submersible Pump

Purge Water Disposal: In Plant for Treatment

PARAMETERS Units	pH s.u.	Spec. Cond ms/cm	Temp. °C	Sample Description
Initial Purge	7.42	2.342	13.03	clear
Final Purge	7.40	2.414	12.82	clear

Sampling Method: circle one

Stainless Steel Bailer | Dedicated Poly Tubing from Sampling Port | Whale Pump with ET Tubing | Polyethylene Bailer | Grundfos Submersible Pump

Sample Number: BAT-DW-11 1510 22
Sample Collection Date/Time: 10/22/2015 0855
Analysis Requested: EPA Method 8260

Notes:

Sampler Signature: Kyrie Cronin

TEXTRON, INC.
FIELD SAMPLING DATA SHEET
WELL PURGE – WATER QUALITY MEASUREMENTS

Site Name: Textron, Wheatfield, NY
Project Number: 148900
Well Number: DW 12
Date: 10/ 22 /2015
Field Personnel: K. Cronin, ALS tech.
Physical Condition of Well: Good
Well Diameter: 4"
Air Monitoring Results: 0.0 ppmv
Depth to Water: ~ 10.89
Depth to Bottom: NM
Purge Volume:
Volume Removed: ~ 2.5 GAL

*Volume Factors (circle one)
1.25-inch well = 0.061 gal/ft
2-inch well = 0.163 gal/ft
4-inch well = 0.653 gal/ft

Purge Method circle one

Stainless Steel Bailer | (Dedicated Poly Tubing from Sampling Port) | Whale Pump with ET Tubing | Polyethylene Bailer | Grundfos Submersible Pump

Purge Water Disposal: In Plant for Treatment

PARAMETERS Units	pH s.u	Spec. Cond. ms/cm	Temp °C	Sample Description
Initial Purge	7.62	1.731	13.09	clear
Final Purge	7.48	1.461	12.89	clear

Sampling Method: circle one

Stainless Steel Bailer | (Dedicated Poly Tubing from Sampling Port) | Whale Pump with ET Tubing | Polyethylene Bailer | Grundfos Submerisble Pump

Sample Number: BAT-DW-12-1510 22
Sample Collection Date/Time: 10/ 22 /2015 0830
Analysis Requested: EPA Method 8260

Notes: HAD TO SWITCH PUMP INTO HAND - KEEPS TRIPPING

Sampler Signature: Kyle Cronin

TEXTRON, INC.
FIELD SAMPLING DATA SHEET
WELL PURGE – WATER QUALITY MEASUREMENTS

Site Name: Textron, Wheatfield, NY
Project Number: 148900
Well Number: EW 2
Date: 10/ 21 /2015
Field Personnel: K. Cronin, ALS tech.
Physical Condition of Well: Good
Well Diameter: 4"
Air Monitoring Results 0.0 ppmv
Depth to Water: ~14.36'
Depth to Bottom: NM
Purge Volume: ~
Volume Removed: ~2 GALS

*Volume Factors: (circle one)
1.25-inch well = 0.064 gal/ft
2-inch well = 0.163 gal/ft
4-inch well = 0.653 gal/ft

Purge Method: circle one

Stainless Steel Bailer | Dedicated Poly Tubing from Sampling Port | Whale Pump with ET Tubing | Polyethylene Bailer | Grundfos Submersible Pump

Purge Water Disposal: In Plant for Treatment

PARAMETERS Units	pH s.u.	Spec. Cond. ms/cm	Temp. °C	Sample Description
Initial Purge	7.13	2.110	9.07	clear
Final Purge	7.20	2.017	9.03	clear

Sampling Method: circle one

Stainless Steel Bailer | Dedicated Poly Tubing from Sampling Port | Whale Pump with ET Tubing | Polyethylene Bailer | Grundfos Submersible Pump

Sample Number: BAT-EW-2-151021
Sample Collection Date/Time: 10/21/2015 0955
Analysis Requested: EPA Method 8260

Notes:

Sampler Signature: Kevin Cronin

TEXTRON, INC.
FIELD SAMPLING DATA SHEET
WELL PURGE – WATER QUALITY MEASUREMENTS

Site Name: Textron, Wheatfield, NY
Project Number: 148900
Well Number: EW-3
Date: 10/21/2015
Field Personnel: K. Cronin, ALS tech.
Physical Condition of Well: Good
Well Diameter: 4"
Air Monitoring Results: 0.0 ppmv
Depth to Water: ~22.67'
Depth to Bottom: NM
Purge Volume: ~3 gals
Volume Removed:

*Volume Factors (circle one)
1.25 inch well = 0.064 gal/ft
2-inch well = 0.163 gal/ft
4-inch well 0.653 gal/ft

Purge Method: circle one

Stainless Steel Bailer | (Dedicated Poly Tubing from Sampling Port) | Whale Pump with ET Tubing | Polyethylene Bailer | Grundfos Submersible Pump

Purge Water Disposal: In Plant for Treatment

PARAMETERS Units	pH s.u.	Spec. Cond. ms/cm	Temp. °C	Sample Description
Initial Purge	7.20	2.866	9.18	clear
Final Purge	7.32	2.631	9.07	clear

Sampling Method: circle one

Stainless Steel Bailer | (Dedicated Poly Tubing from Sampling Port) | Whale Pump with ET Tubing | Polyethylene Bailer | Grundfos Submersible Pump

Sample Number: BAT-EW-3-151021
Sample Collection Date/Time: 10/21/2015
Analysis Requested: EPA Method 8260

Notes:

Sampler Signature: Kevin Cronin

TEXTRON, INC.
FIELD SAMPLING DATA SHEET
WELL PURGE – WATER QUALITY MEASUREMENTS

Site Name: Textron, Wheatfield, NY
Project Number: 148900
Well Number: EW-4
Date: 10/21/2015
Field Personnel: K. Cronin, ALS tech.
Physical Condition of Well: Good
Well Diameter: 4"
Air Monitoring Results: 0.0 ppmv
Depth to Water: ~ 24.96'
Depth to Bottom: NM
Purge Volume:
Volume Removed: ~ 3 GALS

*Volume Factors: (circle one)
1.25-inch well – 0.064 gal/ft
2-inch well – 0.163 gal/ft
4-inch well – 0.653 gal/ft

Purge Method: circle one

Stainless Steel Bailer | (Dedicated Poly Tubing from Sampling Port) | Whale Pump with ET Tubing | Polyethylene Bailer | Grundfos Submersible Pump

Purge Water Disposal: In Plant for Treatment

PARAMETERS Units	pH s.u.	Spec. Cond. ms/cm	Temp °C	Sample Description
Initial Purge	7.30	2.195	9.70	clear
Final Purge	7.23	2.173	9.13	clear

Sampling Method: circle one

Stainless Steel Bailer | (Dedicated Poly Tubing from Sampling Port) | Whale Pump with ET Tubing | Polyethylene Bailer | Grundfos Submersible Pump

Sample Number: BAT-EW-4-151021
Sample Collection Date/Time: 10/21/2015 1030
Analysis Requested: EPA Method 8260

Notes:

Sampler Signature: Kevin Cronin

TEXTRON, INC.
FIELD SAMPLING DATA SHEET
WELL PURGE – WATER QUALITY MEASUREMENTS

Site Name: Textron, Wheatfield, NY
Project Number: 148900
Well Number: EW- 5
Date: 10/ 21 /2015
Field Personnel: K. Cronin, ALS tech
Physical Condition of Well: Good
Well Diameter: 4"
Air Monitoring Results: 0.0 ppmv
Depth to Water: ~ 18.65'
Depth to Bottom: NM
Purge Volume:
Volume Removed: ~ 3 GALS

*Volume Factors: (circle one)
1.25-inch well = 0.064 gal/ft
2-inch well = 0.163 gal/ft
4-inch well = 0.653 gal/ft

Purge Method circle one

Stainless Steel Bailer | Dedicated Poly Tubing from Sampling Port | Whale Pump with ET Tubing | Polyethylene Bailer | Grundfos Submersible Pump

Purge Water Disposal: In Plant for Treatment

PARAMETERS Units	pH s u	Spec Cond. ms/cm	Temp. °C	Sample Description
Initial Purge	7.11	2.017	9.29	clear SLT SULPHUR ODOR
Final Purge	7.03	2.622	9.01	clear "

Sampling Method: circle one

Stainless Steel Bailer | Dedicated Poly Tubing from Sampling Port | Whale Pump with ET Tubing | Polyethylene Bailer | Grundfos Submersible Pump

Sample Number: BAT- EW- 5 -151021
Sample Collection Date/Time: 10/ 21 /2015 1045
Analysis Requested: EPA Method 8260

Notes:

Sampler Signature: Kyle Cronin

TEXTRON, INC.
FIELD SAMPLING DATA SHEET
WELL PURGE – WATER QUALITY MEASUREMENTS

Site Name: Textron, Wheatfield, NY
Project Number: 148900
Well Number: EW- 6
Date: 10/ 21 /2015
Field Personnel: K. Cronin, ALS tech.
Physical Condition of Well: Good
Well Diameter: 4"
Air Monitoring Results: 0.0 ppmv
Depth to Water: ~ 13.12
Depth to Bottom: NM
Purge Volume:
Volume Removed: ~ 3 Gals

*Volume Factors: (circle one)
1.25-inch well = 0.064 gal/ft
2-inch well = 0.163 gal/ft
4-inch well = 0.653 gal/ft

Purge Method: circle one

Stainless Steel Bailer | Dedicated Poly Tubing from Sampling Port | Whale Pump with ET Tubing | (Polyethylene Bailer) | Grundfos Submersible Pump

Purge Water Disposal: In Plant for Treatment

PARAMETERS Units	pH s.u.	Spec. Cond. ms/cm	Temp °C	Sample Description
Initial Purge	7.76	2.020	9.85	clear
Final Purge	7.49	2.027	10.14	clear

Sampling Method: circle one

Stainless Steel Bailer | Dedicated Poly Tubing from Sampling Port | Whale Pump with ET Tubing | (Polyethylene Bailer) | Grundfos Submersible Pump

Sample Number: BAT-EW- 6 -1510 21
Sample Collection Date/Time: 10/ 21 /2015 1115
Analysis Requested: EPA Method 8260

Notes:

Sampler Signature: Kevin Cronin

TEXTRON, INC.
FIELD SAMPLING DATA SHEET
WELL PURGE – WATER QUALITY MEASUREMENTS

Site Name: Textron, Wheatfield, NY
Project Number: 148900
Well Number: EW-7
Date: 10/ 21 /2015
Field Personnel: K. Cronin, ALS tech.
Physical Condition of Well: Good
Well Diameter: 4"
Air Monitoring Results: 0.0 ppmv
Depth to Water: ~18.54'
Depth to Bottom: NM
Purge Volume:
Volume Removed: ~2 GALS

*Volume Factors (circle one)
1.25 inch well = 0.064 gal/ft
2-inch well = 0.163 gal/ft
4-inch well = 0.653 gal/ft

Purge Method, circle one

Stainless Steel Bailer | (Dedicated Poly Tubing from Sampling Port) | Whale Pump with ET Tubing | Polyethylene Bailer | Grundfos Submersible Pump

Purge Water Disposal: In Plant for Treatment

PARAMETERS Units	pH s.u.	Spec. Cond. ms/cm	Temp. °C	Sample Description
Initial Purge	7.71	1.509	14.72	clear
Final Purge	7.50	1.447	13.16	clear

Sampling Method; circle one

Stainless Steel Bailer | (Dedicated Poly Tubing from Sampling Port) | Whale Pump with ET Tubing | Polyethylene Bailer | Grundfos Submersible Pump

Sample Number: BAT-EW-7-1510 21
Sample Collection Date/Time: 10/ 21 /2015 1550
Analysis Requested: EPA Method 8260

Notes: BLANKET SPREAD OUT

Sampler Signature: Kevin Cronin

TEXTRON, INC.
FIELD SAMPLING DATA SHEET
WELL PURGE – WATER QUALITY MEASUREMENTS

Site Name: Textron, Wheatfield, NY
Project Number: 148900
Well Number: EW- 8
Date: 10/ 21 /2015
Field Personnel: K. Cronin, ALS tech.
Physical Condition of Well: Good
Well Diameter: 4"
Air Monitoring Results 0.0 ppmv
Depth to Water ~15.50'
Depth to Bottom NM
Purge Volume.
Volume Removed: ~25 GAL

*Volume Factors: (circle one)
1.25-inch well = 0.064 gal/ft
2-inch well = 0.163 gal/ft
4-inch well = 0.653 gal/ft

Purge Method: circle one

Stainless Steel Bailer | Dedicated Poly Tubing from Sampling Port | Whale Pump with ET Tubing | Polyethylene Bailer | Grundfos Submersible Pump

Purge Water Disposal: In Plant for Treatment

PARAMETERS Units	pH s.u.	Spec. Cond. ms/cm	Temp. °C	Sample Description
Initial Purge	8.07	2.467	13.29	clear
Final Purge	7.88	2.347	13.15	clear

Sampling Method: circle one

Stainless Steel Bailer | Dedicated Poly Tubing from Sampling Port | Whale Pump with ET Tubing | Polyethylene Bailer | Grundfos Submersible Pump

Sample Number BAT- EW- 8 -151021
Sample Collection Date/Time: 10/ 21 /2015 1630
Analysis Requested: EPA Method 8260

Notes:

Sampler Signature: Kevin Cronin

TEXTRON, INC.
FIELD SAMPLING DATA SHEET
WELL PURGE – WATER QUALITY MEASUREMENTS

Site Name: Textron, Wheatfield, NY
Project Number: 148900
Well Number: EW- 13
Date: 10/ 21 /2015
Field Personnel: K. Cronin, ALS tech.
Physical Condition of Well: Good
Well Diameter: 4"
Air Monitoring Results: 0.0 ppmv
Depth to Water: ~18.72'
Depth to Bottom: NM
Purge Volume:
Volume Removed: ~0.5 GAL

*Volume Factors: (circle one)
1.25-inch well = 0.064 gal/ft
2-inch well = 0.163 gal/ft
4-inch well 0.653 gal/ft

Purge Method: circle one

Stainless Steel Bailer	Dedicated Poly Tubing from Sampling Port	Whale Pump with ET Tubing	NARROW Polyethylene Bailer	Grundfos Submersible Pump

Purge Water Disposal: In Plant for Treatment

PARAMETERS Units	pH s.u.	Spec. Cond. ms/cm	Temp. °C	Sample Description
Initial Purge	6.97	2.525	15.90°	clear
Final Purge	7.21	2.417	15.32	clear

Sampling Method: circle one

Stainless Steel Bailer	Dedicated Poly Tubing from Sampling Port	Whale Pump with ET Tubing	NARROW Polyethylene Bailer	Grundfos Submerisble Pump

Sample Number: BAT- EW- 13 -1510 21
Sample Collection Date/Time: 10/ 21 /2015 1610
Analysis Requested EPA Method 8260

Notes:

Sampler Signature: [signature]

TEXTRON, INC.
FIELD SAMPLING DATA SHEET
WELL PURGE – WATER QUALITY MEASUREMENTS

Site Name: Textron, Wheatfield, NY
Project Number: 148900
Well Number: MW- 67 - 02 (3)
Date: 10/ 21 /2015
Field Personnel: K. Cronin, ALS tech. BOB ORBAN
Physical Condition of Well: Good
Well Diameter: 2"
Air Monitoring Results: 0.0 ppmv
Depth to Water: ~ 14.66'
Depth to Bottom: ~ 57.92'
Purge Volume: ~7 GAL DRYING OUT
Volume Removed:

*Volume Factors: (circle one)
1.25-inch well = 0.064 gal/ft
2-inch well = 0.163 gal/ft
4-inch well = 0.653 gal/ft

Purge ~~Method~~: circle one

(Stainless Steel Bailer) Dedicated Poly Tubing from Sampling Port | Whale Pump with ET Tubing | Polyethylene Bailer | Grundfos Submersible Pump

Purge Water Disposal: In Plant for Treatment

PARAMETERS Units	pH s.u.	Spec. Cond. ms/cm	Temp °C	Sample Description
Initial Purge	7.65	4.960	12.80	~~clear~~ GRAY V. SLT. TURBID
Final Purge	7.51	4.973	11.62	clear

Sampling ~~Method~~: circle one

(Stainless Steel Bailer) Dedicated Poly Tubing from Sampling Port | Whale Pump with ET Tubing | Polyethylene Bailer | Grundfos Submersible Pump

Sample Number: BAT-67-02(3)151021
Sample Collection Date/Time: 10/ 21 /2015 1530
Analysis Requested: EPA Method 8260

Notes: H2S ODOR, SAMPLES ARE CLEAR

Sampler Signature: Kevin Cronin

TEXTRON, INC.
FIELD SAMPLING DATA SHEET
WELL PURGE – WATER QUALITY MEASUREMENTS

Site Name: Textron, Wheatfield, NY
Project Number: 148900
Well Number: MW- 87-13(3)
Date: 10/ 22 /2015
Field Personnel: K. Cronin, ALS tech.
Physical Condition of Well: Good
Well Diameter: 2"
Air Monitoring Results 0.0 ppmv
Depth to Water: ~14.54'
Depth to Bottom: ~57.40'
Purge Volume: ~7.0 GAL
Volume Removed: ~13 GALS DRYING OUT

*Volume Factors: (circle one)
1.25-inch well = 0.064 gal/ft
2-inch well = 0.163 gal/ft
4-inch well = 0.653 gal/ft

Purge Method: circle one

Stainless Steel Bailer | Dedicated Poly Tubing from Sampling Port | Whale Pump with ET Tubing | Polyethylene Bailer | Grundfos Submersible Pump

Purge Water Disposal: In Plant for Treatment

PARAMETERS Units	pH s.u.	Spec. Cond. ms/cm	Temp °C	Sample Description
Initial Purge	7.59	2.577	11.92	~~clear~~ V. SET TURBID
Final Purge	7.61	2.672	10.24	~~clear~~ " " "

Sampling Method: circle one

Stainless Steel Bailer | Dedicated Poly Tubing from Sampling Port | Whale Pump with ET Tubing | Polyethylene Bailer | Grundfos Submerisble Pump

Sample Number: BAT-87-13(3)-1510 22
Sample Collection Date/Time: 10/ 22 /2015 1105
Analysis Requested: EPA Method 8260

Notes: DUP-02 COLLECTED @ THIS WELL

Sampler Signature: Kevin Cronin

TEXTRON, INC.
FIELD SAMPLING DATA SHEET
WELL PURGE – WATER QUALITY MEASUREMENTS

Site Name: Textron, Wheatfield, NY
Project Number: 148000
Well Number: MW- 87 - 14(0)
Date: 10/ 22 /2015
Field Personnel: K. Cronin, ALS tech.
Physical Condition of Well: Good
Well Diameter: 2"
Air Monitoring Results: 0.0 ppmv
Depth to Water: ~ 10.45'
Depth to Bottom: ~ 16.63'
Purge Volume: 0.6 GAL
Volume Removed: ~ 0.6 GAL

DRIED OUT

*Volume Factors: (circle one)
1.25-inch well = 0.064 gal/ft
2-inch well = 0.163 gal/ft
4-inch well = 0.653 gal/ft

Purge Method. circle one

(Stainless Steel Bailer) | Dedicated Poly Tubing from Sampling Port | Whale Pump with ET Tubing | Polyethylene Bailer | Grundfos Submersible Pump

Purge Water Disposal: In Plant for Treatment

PARAMETERS Units	pH s.u.	Spec. Cond. ms/cm	Temp. °C	Sample Description
Initial Purge	7.89	1.323	10.71	~~clear~~ SLT TURBID BROWN
Final Purge	NOT ENOUGH FOR FINAL			~~clear~~ V. SLT TURBID BROWN

Sampling Method: circle one

(Stainless Steel Bailer) | Dedicated Poly Tubing from Sampling Port | Whale Pump with ET Tubing | Polyethylene Bailer | Grundfos Submersible Pump

Sample Number: BAT- 87-14(0)151022
Sample Collection Date/Time: 10/ 22 /2015 1130
Analysis Requested: EPA Method 8260

Notes:

Sampler Signature: Kevin Cronin

TEXTRON, INC.
FIELD SAMPLING DATA SHEET
WELL PURGE – WATER QUALITY MEASUREMENTS

Site Name: Textron, Wheatfield, NY
Project Number: 148900
Well Number: MW-87-17(1)
Date: 10/22/2015
Field Personnel: K. Cronin, ALS tech.
Physical Condition of Well: Good
Well Diameter: 2"
Air Monitoring Results: 0.0 ppmv
Depth to Water: ~ 14.20'
Depth to Bottom: ~ 32.05'
Purge Volume: ~ 2.9 GALS
Volume Removed: ~ 9 GALS

*Volume Factors. (circle one)
1.25-inch well = 0.064 gal/ft
2-inch well = 0.163 gal/ft
4-inch well = 0.653 gal/ft

Purge Method: circle one

(Stainless Steel Bailer) | Dedicated Poly Tubing from Sampling Port | Whale Pump with FT Tubing | Polyethylene Bailer | Grundfos Submersible Pump

Purge Water Disposal: In Plant for Treatment

PARAMETERS Units	pH s.u.	Spec. Cond. mg/cm	Temp °C	Sample Description
Initial Purge	7.82	2.677	12.15	~~clear~~ V. SLT TURBID
Final Purge	7.81	2.751	11.27	clear

Sampling Method: circle one

(Stainless Steel Bailer) | Dedicated Poly Tubing from Sampling Port | Whale Pump with FT Tubing | Polyethylene Bailer | Grundfos Submersible Pump

Sample Number: BAT-87-17(1)-151022
Sample Collection Date/Time: 10/22/2015 1225
Analysis Requested: EPA Method 8260

Notes:

Sampler Signature: Kyan Cronin

TEXTRON, INC.
FIELD SAMPLING DATA SHEET
WELL PURGE – WATER QUALITY MEASUREMENTS

Site Name: Textron, Wheatfield, NY
Project Number: 148900
Well Number: MW- 87-19(i)
Date: 10/ 21 /2015
Field Personnel: K. Cronin, ALS tech.
Physical Condition of Well: Good
Well Diameter: 2"
Air Monitoring Results: 0.0 ppmv
Depth to Water ~17.33'
Depth to Bottom: ~33.92'
Purge Volume: ~2.7 GAL
Volume Removed:

*Volume Factors (circle one)
1.25-inch well – 0.064 gal/ft
2-inch well – 0.163 gal/ft
4-inch well – 0.653 gal/ft

Purge Method: circle one

(Stainless Steel Bailer) | Dedicated Poly Tubing from Sampling Port | Whale Pump with ET Tubing | Polyethylene Bailer | Grundfos Submersible Pump

Purge Water Disposal: In Plant for Treatment

PARAMETERS Units	pH s.u.	Spec. Cond. ms/cm	Temp. °C	Sample Description
Initial Purge	8.21	2.219	10.95	clear
Final Purge	7.86	2.869	10.69	clear

Sampling Method: circle one

(Stainless Steel Bailer) | Dedicated Poly Tubing from Sampling Port | Whale Pump with ET Tubing | Polyethylene Bailer | Grundfos Submersible Pump

Sample Number: BAT-87-19(i)-151021
Sample Collection Date/Time: 10/21/2015 1415
Analysis Requested: EPA Method 8260

Notes:

Sampler Signature: Kevin Cronin

TEXTRON, INC.
FIELD SAMPLING DATA SHEET
WELL PURGE – WATER QUALITY MEASUREMENTS

Site Name: Textron, Wheatfield, NY
Project Number: 148900
Well Number: MW-87-20(0)
Date: 10/ 22 /2015
Field Personnel: K. Cronin, ALS tech
Physical Condition of Well: Good
Well Diameter: 2"
Air Monitoring Results: 0.0 ppmv
Depth to Water: ~6.76'
Depth to Bottom: ~10.31'
Purge Volume: 0.6 GAL
Volume Removed:

*Volume Factors: (circle one)
1.25-inch well – 0.064 gal/ft
2-inch well – 0.163 gal/ft
4-inch well – 0.653 gal/ft

Purge Method circle one:

Stainless Steel Bailer | Dedicated Poly Tubing from Sampling Port | Whale Pump with FT Tubing | ~~Bailer~~ (CAN) Polyethylene Bailer | Grundfos Submersible Pump

Purge Water Disposal: In Plant for Treatment

PARAMETERS Units	pH s.u.	Spec. Cond. ms/cm	Temp. °C	Sample Description
Initial Purge	7.66	1.860	12.12	~~clear~~ LT BRN SLT TURBID
Final Purge	7.43	1.504	11.99	clear LT BRN V. SLT TURBID

Sampling Method: circle one

Stainless Steel Bailer | Dedicated Poly Tubing from Sampling Port | Whale Pump with FT Tubing | Bailer (CAN) Polyethylene Bailer | Grundfos Submersible Pump

Sample Number: BAT-87-20(0)151022
Sample Collection Date/Time: 10/ 22 /2015 1300
Analysis Requested: EPA Method 8260

Notes:

Sampler Signature: Kyle Cronin

TEXTRON, INC.
FIELD SAMPLING DATA SHEET
WELL PURGE – WATER QUALITY MEASUREMENTS

Site Name: Textron, Wheatfield, NY
Project Number: 148900
Well Number: MW- 87-20(i)
Date: 10/21 /2015
Field Personnel: K. Cronin, ALS tech.
Physical Condition of Well: Good
Well Diameter: 2"
Air Monitoring Results 0.0 ppmv
Depth to Water: ~ 15.71'
Depth to Bottom: ~ 31.32'
Purge Volume: ~ 2.5 Gals
Volume Removed: ~ 7.5 Gals

*Volume Factors: (circle one)
1.25-inch well = 0.064 gal/ft
2-inch well = 0.163 gal/ft
4-inch well = 0.653 gal/ft

Purge Method: circle one

(Stainless Steel Bailer) | Dedicated Poly Tubing from Sampling Port | Whale Pump with ET Tubing | Polyethylene Bailer | Grundfos Submersible Pump

Purge Water Disposal: In Plant for Treatment

PARAMETERS Units	pH s.u	Spec. Cond ms/cm	Temp. °C	Sample Description
Initial Purge	7.19	2.351	11.59	clear w/ flecks
Final Purge	7.23	2.364	11.25	clear

Sampling Method: circle one

(Stainless Steel Bailer) | Dedicated Poly Tubing from Sampling Port | Whale Pump with ET Tubing | Polyethylene Bailer | Grundfos Submersible Pump

Sample Number: BAT-87-20(i)-1510 21
Sample Collection Date/Time: 10/ 21 /2015 1350
Analysis Requested: EPA Method 8260

Notes: MS/MSD COLLECTED @ THIS WELL

Sampler Signature: Ken Cronin

TEXTRON, INC.
FIELD SAMPLING DATA SHEET
WELL PURGE – WATER QUALITY MEASUREMENTS

Site Name: Textron, Wheatfield, NY
Project Number: 148900
Well Number: MW-67-21(1)
Date: 10/ 21 /2015
Field Personnel: K. Cronin, ALS tech
Physical Condition of Well: Good
Well Diameter: 2"
Air Monitoring Results: 0.0 ppmv
Depth to Water: ~ 14.14'
Depth to Bottom: ~ 33.71'
Purge Volume: ~ 3.2 GAL
Volume Removed:

*Volume Factors (circle one)
1.25-inch well = 0.064 gal/ft
2-inch well = 0.163 gal/ft
4-inch well = 0.653 gal/ft

Purge Method: circle one

(Stainless Steel Bailer) | Dedicated Poly Tubing from Sampling Port | Whale Pump with ET Tubing | Polyethylene Bailer | Grundfos Submersible Pump

Purge Water Disposal: In Plant for Treatment

PARAMETERS Units	pH s.u.	Spec. Cond. ms/cm	Temp. °C	Sample Description
Initial Purge	7.29	1.468	11.43	~~clear~~ SLIGHT BROWN
Final Purge	7.01	1.693	10.59	clear

Sampling Method: circle one

(Stainless Steel Bailer) | Dedicated Poly Tubing from Sampling Port | Whale Pump with ET Tubing | Polyethylene Bailer | Grundfos Submersible Pump

Sample Number: BAT-67-21(1) 1510 21
Sample Collection Date/Time: 10/ 21 /2015 1225
Analysis Requested: EPA Method 8260

Notes:

Sampler Signature: Kevin Cronin

TEXTRON, INC.
FIELD SAMPLING DATA SHEET
WELL PURGE – WATER QUALITY MEASUREMENTS

Site Name: Textron, Wheatfield, NY
Project Number: 148900
Well Number: MW-87-22(1)
Date: 10/ 21 /2015
Field Personnel: K. Cronin, ALS tech.
Physical Condition of Well: Good
Well Diameter: 2"
Air Monitoring Results: 0.0 ppmv
Depth to Water: ~ 19.61'
Depth to Bottom: ~ 32.51'
Purge Volume: 2.1 gal
Volume Removed: ~ 6.5 Gal

*Volume Factors: (circle one)
1.25-inch well = 0.064 gal/ft
2 inch well = 0.163 gal/ft
4 inch well = 0.653 gal/ft

Purge Method: circle one

(Stainless Steel Bailer) | Dedicated Poly Tubing from Sampling Port | Whale Pump with ET Tubing | Polyethylene Bailer | Grundfos Submersible Pump

Purge Water Disposal: In Plant for Treatment

PARAMETERS Units	pH s.u.	Spec. Cond. ms/cm	Temp °C	Sample Description
Initial Purge	8.17	2.286	9.62	clear
Final Purge	8.15	2.162	9.21	clear

Sampling Method: circle one

(Stainless Steel Bailer) | Dedicated Poly Tubing from Sampling Port | Whale Pump with ET Tubing | Polyethylene Bailer | Grundfos Submerisble Pump

Sample Number: BAT-87-22(1)151021
Sample Collection Date/Time: 10/ 21 /2015 1325
Analysis Requested: EPA Method 8260

Notes:

Sampler Signature: Kevin Cronin

TEXTRON, INC.
FIELD SAMPLING DATA SHEET
WELL PURGE – WATER QUALITY MEASUREMENTS

Site Name: Textron, Wheatfield, NY
Project Number: 148200.1
Well Number: MW-89-14(L)
Date: 10/21/2015
Field Personnel: K. Cronin, ALS tech.
Physical Condition of Well: Good
Well Diameter: 2"
Air Monitoring Results: 0.0 ppmv
Depth to Water: ~ 15.89'
Depth to Bottom: ~ 31.36'
Purge Volume: ~ 2.5 GALS
Volume Removed: ~ 5 GALS

*Volume Factors: (circle one)
1.25-inch well = 0.064 gal/ft
2-inch well – 0.163 gal/ft
4-inch well – 0.653 gal/ft

Purge Method circle one

(Stainless Steel Bailer) | Dedicated Poly Tubing from Sampling Port | Whale Pump with ET Tubing | Polyethylene Bailer | Grundfos Submersible Pump

Purge Water Disposal: In Plant for Treatment

PARAMETERS Units	pH s.u.	Spec. Cond. ms/cm	Temp. °C	Sample Description
Initial Purge	7.76	2.698	10.91	~~clear~~ GRAY/SLT. V. SLT. TURBID
Final Purge	7.72	3.354	10.50	clear

Sampling Method: circle one

(Stainless Steel Bailer) | Dedicated Poly Tubing from Sampling Port | Whale Pump with ET Tubing | Polyethylene Bailer | Grundfos Submersible Pump

Sample Number: BAT-89(14(L)-1510 21
Sample Collection Date/Time: 10/21/2015 1445
Analysis Requested: EPA Method 8260

Notes: MS/MSD COLLECTED @ THIS WELL. H2S ODOR NOTED

Sampler Signature: Kevin Cronin

TEXTRON, INC.
FIELD SAMPLING DATA SHEET
WELL PURGE – WATER QUALITY MEASUREMENTS

Site Name: Textron, Wheatfield, NY
Project Number: 148900
Well Number: MW-89-15(1)
Date: 10/ /2015
Field Personnel: K. Cronin, ALS tech.
Physical Condition of Well: Good
Well Diameter: 2"
Air Monitoring Results: 0.0 ppmv
Depth to Water ~18.65'
Depth to Bottom ~34.21'
Purge Volume: ~2.5 GAL
Volume Removed:

*Volume Factors. (circle one)
1.25-inch well = 0.064 gal/ft
2-inch well 0.163 gal/ft
4-inch well = 0.653 gal/ft

Purge Method. circle one

Stainless Steel Bailer	Dedicated Poly Tubing from Sampling Port	Whale Pump with ET Tubing	Polyethylene Bailer	Grundfos Submersible Pump

Purge Water Disposal: In Plant for Treatment

PARAMETERS Units	pH s.u.	Spec. Cond. ms/cm	Temp °C	Sample Description
Initial Purge	7.24	1.979	11.91	Black Flecks, V.S. Sheen Noted ~~clear~~
Final Purge	7.37	2.489	11.36	clear

Sampling Method. circle one

Stainless Steel Bailer	Dedicated Poly Tubing from Sampling Port	Whale Pump with ET Tubing	Polyethylene Bailer	Grundfos Submerisble Pump

Sample Number: BAT-89-15(1)-1510 22
Sample Collection Date/Time 10/ 22 /2015 1025
Analysis Requested: EPA Method 8260

Notes:

Sampler Signature: Kevin Cronin

TEXTRON, INC.
FIELD SAMPLING DATA SHEET
WELL PURGE – WATER QUALITY MEASUREMENTS

Site Name: Textron, Wheatfield, NY
Project Number: 148900
Well Number: MW-93-03(1)
Date: 10/ 21 /2015
Field Personnel: K. Cronin, ALS tech.
Physical Condition of Well: Good
Well Diameter: 2"
Air Monitoring Results: 0.0 ppmv
Depth to Water: ~14.51
Depth to Bottom: ~46.92
Purge Volume: ~5.3 GALS
Volume Removed: ~14.0 GALS

*Volume Factors: (circle one)
1.25-inch well – 0.064 gal/ft
2-inch well – 0.163 gal/ft
4-inch well = 0.653 gal/ft

Purge Method: circle one

Stainless Steel Bailer | Dedicated Poly Tubing from Sampling Port | Whale Pump with ET Tubing | Dedicated Polyethylene Bailer | Grundfos Submersible Pump

Purge Water Disposal: In Plant for Treatment

PARAMETERS Units	pH s.u.	Spec. Cond. ms/cm	Temp °C	Sample Description
Initial Purge	7.31	3.063	8.87	clear
Final Purge	7.28	3.095	8.48	clear

Sampling Method: circle one

Stainless Steel Bailer | Dedicated Poly Tubing from Sampling Port | Whale Pump with ET Tubing | Dedicated Polyethylene Bailer | Grundfos Submersible Pump

Sample Number: BAT 93-03(1)-151021
Sample Collection Date/Time: 10/ 21 /2015 1150
Analysis Requested: EPA Method 8260

Notes:

Sampler Signature: Kevin Cronin

Appendix C

Chain-of-Custody Forms

CHAIN OF CUSTODY/LABORATORY ANALYSIS REQUEST FORM

31627

ALS Environmental

1565 Jefferson Road, Building 300, Suite 360 • Rochester, NY 14623 | +1 585 288 5380 +1 585 288 8475 (fax) PAGE 1 OF 3

Project Name: TEXTRON ANNUAL SAMPLING	Project Number:
Project Manager: KEVIN CRONIN	Report CC:
Company/Address: CB&I	
Phone #	Email
Sampler's Signature:	Sampler's Printed Name: BOB CRISTAN

ANALYSIS REQUESTED *(Include Method Number and Container Preservative)*

PRESERVATIVE

NUMBER OF CONTAINERS

GC/MS VOAs ◦ 8260 ◦ 624 ◦ CLP | GC/MS SVOAs ◦ 8270 ◦ 625 | GC VOAs ◦ 8021 ◦ 601/602 | PESTICIDES ◦ 8081 ◦ 608 | PCBs ◦ 8082 ◦ 608 | METALS, TOTAL (List in comments below) | METALS, DISSOLVED (List in comments below)

Preservative Key
0. NONE
1. HCL
2. HNO_3
3. H_2SO_4
4. NaOH
5. Zn. Acetate
6. MeOH
7. $NaHSO_4$
8. Other _____

REMARKS/ ALTERNATE DESCRIPTION

CLIENT SAMPLE ID	FOR OFFICE USE ONLY LAB ID	SAMPLING DATE	SAMPLING TIME	MATRIX	GC/MS VOAs	REMARKS/ ALTERNATE DESCRIPTION
BAT-EW2-151021		10/21/15	0955	W	X	
BAT-EW-3-151021			1015			
BAT-EW-4-151021			1030			
BAT-EW-5-151021			1045			
BAT-EW-6-151021			1115			
BAT-93-03(1)-151021			1150			
BAT-87-21(1) 151021			1225			
BAT-87-22(1) 151021			1325			
BAT-87-20(1) 1510MS21			1355			MS/MSD QC
BAT-87-19(1)151021			1415			
BAT-89-14(1) 1510MS21		↓	1445	↓	↓	MS/MSD QC

SPECIAL INSTRUCTIONS/COMMENTS
Metals

See QAPP ☐

TURNAROUND REQUIREMENTS
_____ RUSH (SURCHARGES APPLY)
_____ 1 day ____2 day ____3 day
_____ 4 day ____5 day

REQUESTED REPORT DATE
_____

REPORT REQUIREMENTS
____ I. Results Only
____ II. Results + QC Summaries (LCS, DUP, MS/MSD as required)
____ III. Results + QC and Calibration Summaries
____ IV. Data Validation Report with Raw Data

Edata ____Yes ____No

INVOICE INFORMATION
PO #
BILL TO:

STATE WHERE SAMPLES WERE COLLECTED

RELINQUISHED BY	RECEIVED BY	RELINQUISHED BY	RECEIVED BY	RELINQUISHED BY	RECEIVED BY
Signature:	Signature:	Signature	Signature	Signature	
Printed Name: BOB CRISTAN	Printed Name: Gregory O. Esmerian	Printed Name	Printed Name	Printed Name	
Firm: CB&I	Firm: AES	Firm	Firm	Firm	
Date/Time: 10/22/15	Date/Time: 10-22-15 15:05	Date/Time	Date/Time	Date/Time	Date/Time

R1509047 5
CB&I Environmental & Infrastructure
Textron Wheatfield

Distribution: White - Lab Copy; Yellow - Return to Originator

© 2012 by ALS Group

CHAIN OF CUSTODY/LABORATORY ANALYSIS REQUEST FORM

31625

ALS Environmental

1565 Jefferson Road, Building 300, Suite 360 • Rochester, NY 14623 | +1 585 288 5380 +1 585 288 8475 (fax) PAGE 2 OF 3

Project Name: TEXTRON ANNUAL SAMPLING	Project Number:
Project Manager: KEVIN CRONIN	Report CC:
Company/Address: CB&I	
Phone #	Email
Sampler's Signature:	Sampler's Printed Name: BOB CUNBAN

ANALYSIS REQUESTED *(Include Method Number and Container Preservative)*

PRESERVATIVE

CLIENT SAMPLE ID	FOR OFFICE USE ONLY LAB ID	SAMPLING DATE	SAMPLING TIME	MATRIX	NUMBER OF CONTAINERS	GC/MS VOAs ◦ 8260 ◦ 624 ◦ CLP	GC/MS SVOAs ◦ 8270 ◦ 625	GC VOAs ◦ 8021 ◦ 601/602	PESTICIDES ◦ 8081 ◦ 608	PCBs ◦ 8082 ◦ 608	METALS, TOTAL (List in comments below)	METALS, DISSOLVED (List in comments below)
BAT-FB-1-151021		10/21/15	1505	W		X						
BAT-BT-02-(3)151021			1530									
BAT-EW-7-151021			1550									
BAT-EW-13-151021			1610									
BAT-EW-8-151021			1630									
BAT-FB-2-151022		10/22/15	0810									
BAT-DW-12-151022			0830									
BAT-BW-11-151022			0855									
BAT-B-14(1)-151022			0915									
BAT-DW-10-151022			0940									
BAT-DUP-1-151022			0940									

Preservative Key
0. NONE
1. HCL
2. HNO_3
3. H_2SO_4
4. NaOH
5. Zn. Acetate
6. MeOH
7. $NaHSO_4$
8. Other _____

REMARKS/ ALTERNATE DESCRIPTION

SPECIAL INSTRUCTIONS/COMMENTS
Metals

See QAPP ☐

TURNAROUND REQUIREMENTS
_____ RUSH (SURCHARGES APPLY)
_____ 1 day ____2 day ____3 day
_____ 4 day ____5 day

REQUESTED REPORT DATE _____

REPORT REQUIREMENTS
____ I. Results Only
____ II. Results + QC Summaries (LCS, DUP, MS/MSD as required)
____ III. Results + QC and Calibration Summaries
____ IV. Data Validation Report with Raw Data

Edata ____Yes ____No

INVOICE INFORMATION
PO #
BILL TO:

STATE WHERE SAMPLES WERE COLLECTED

RELINQUISHED BY	RECEIVED BY	RELINQUISHED BY	RECEIVED BY	RELINQUISHED BY	RECEIVED BY
Signature:	Signature:	Signature	Signature	Signature	Signature
Printed Name: BOB CUNBAN	Printed Name: Gregory D. Esmerian	Printed Name	Printed Name	Printed Name	Printed Name
Firm: AES	Firm: AES	Firm	Firm	Firm	Firm
Date/Time: 10/22/15	Date/Time: 10-22-15 15:05	Date/Time	Date/Time	Date/Time	Date/Time

Distribution: White - Lab Copy; Yellow - Return to Originator

© 2012 by ALS Group

CHAIN OF CUSTODY/LABORATORY ANALYSIS REQUEST FORM

31623

ALS Environmental

1565 Jefferson Road, Building 300, Suite 360 • Rochester, NY 14623 | +1 585 288 5380 +1 585 288 8475 (fax) PAGE 3 OF 3

Project Name: TEXTRON ANNUAL SAMPLING	Project Number:
Project Manager: KEVIN CRONIN	Report CC:
Company/Address: CB&I	
Phone #	Email
Sampler's Signature:	Sampler's Printed Name: BOB LUBAN

ANALYSIS REQUESTED *(Include Method Number and Container Preservative)*

PRESERVATIVE

CLIENT SAMPLE ID	FOR OFFICE USE ONLY LAB ID	SAMPLING DATE	SAMPLING TIME	MATRIX	NUMBER OF CONTAINERS	GC/MS VOAs ○ 8260 ○ 624 ○ CLP	GC/MS SVOAs ○ 8270 ○ 625	GC VOAs ○ 8021 ○ 601/602	PESTICIDES ○ 8081 ○ 608	PCBs ○ 8082 ○ 608	METALS, TOTAL (List in comments below)	METALS, DISSOLVED (List in comments below)
BAT-89-15(1)-151022		10/22/15	1025	W		X						
BAT-87-13(3)151022			1105									
BAT-DUP-2-151022			1105									
BAT-87-14(2)-151022			1130									
BAT-DW-9-151022			1145									
BAT-87-17(1)-151022			1225									
BAT-87-20(2)-151022			1300									
TRIP BLANK		10/17/15	0805									

Preservative Key
0. NONE
1. HCL
2. HNO_3
3. H_2SO_4
4. NaOH
5. Zn. Acetate
6. MeOH
7. $NaHSO_4$
8. Other _____

REMARKS/ ALTERNATE DESCRIPTION

SPECIAL INSTRUCTIONS/COMMENTS
Metals

See QAPP ☐

TURNAROUND REQUIREMENTS
_____ RUSH (SURCHARGES APPLY)
_____ 1 day _____ 2 day _____ 3 day
_____ 4 day _____ 5 day

REQUESTED REPORT DATE _____

REPORT REQUIREMENTS
____ I. Results Only
____ II. Results + QC Summaries (LCS, DUP, MS/MSD as required)
____ III. Results + QC and Calibration Summaries
____ IV. Data Validation Report with Raw Data

Edata ____Yes ____No

INVOICE INFORMATION
PO #
BILL TO:

STATE WHERE SAMPLES WERE COLLECTED

RELINQUISHED BY	RECEIVED BY	RELINQUISHED BY	RECEIVED BY	RELINQUISHED BY	RECEIVED BY
Signature:	Signature:	Signature	Signature	Signature	Signature
Printed Name: BOB LUBAN	Printed Name: GREGORY D. ESMERIAN	Printed Name	Printed Name	Printed Name	Printed Name
Firm: AECOM	Firm: ALS	Firm	Firm	Firm	Firm
Date/Time: 10/22/15	Date/Time: 10-22-15 15:05	Date/Time	Date/Time	Date/Time	Date/Time

Distribution: White - Lab Copy; Yellow - Return to Originator

© 2012 by ALS Group

Cooler Receipt and Preservat

R1509047 5
CB&I Environmental & Infrastructure
Textron Wheatfield

Project/Client CB+I Folder Number .

Cooler received on 10-22-15 by: KE

COURIER: (ALS) UPS FEDEX VELOCITY CLIENT

1	Were **Custody seals** on outside of cooler?	Y	(N)
2	**Custody papers** properly completed (ink, signed)?	(Y)	N
3	Did all bottles arrive in good **condition** (unbroken)? 10-22-15 KE	(Y)	N
4	Circle: (Wet Ice) Dry Ice Gel packs present?	(Y)	N

5a	**Perchlorate** samples have required headspace?	Y	N	(NA)
5b	Did VOA vials, Alk,or Sulfide have sig* **bubbles**?	(Y)	N	NA *
6	Where did the bottles originate?	(ALS/ROC)	CLIENT	
7	Soil VOA received as: Bulk Encore 5035set			(NA)

8. Temperature Readings Date: 10-22-15 Time: 15:25 ID: IR#3 (IR#5) From: (Temp Blank) (Sample Bottle)

Observed Temp (°C)	6.8	4.6	4.5				
Correction Factor (°C)	-0.8	0	-1.8				
Corrected Temp (°C)	5.0	4.6	2.7				
Within 0-6°C?	(Y) N	(Y) N	(Y) N	Y N	Y N	Y N	Y N
If <0°C, were samples frozen?	Y N	Y N	Y N	Y N	Y N	Y N	Y N

If out of Temperature, note packing/ice condition: _____ Ice melted Poorly Packed Same Day Rule

&Client Approval to Run Samples: _____ Standing Approval Client aware at drop-off Client notified by: _____

All samples held in storage location: R-002 by KE on 10-22-15 at 15:35
5035 samples placed in storage location: _____ by _____ on _____ at _____

PC Secondary Review: JMM 10/26/15

Cooler Breakdown: Date: 10/22/15 Time: 1946 by: MDS

1. Were all bottle labels complete (*i.e.* analysis, preservation, etc.)? (YES) NO
2. Did all bottle labels and tags agree with custody papers? YES (NO)
3. Were correct containers used for the tests indicated? (YES) NO
4. Air Samples: Cassettes / Tubes Intact Canisters Pressurized Tedlar® Bags Inflated (N/A)

Explain any discrepancies:

pH	Reagent	Yes	No	Lot Received	Exp	Sample ID	Vol. Added	Lot Added	Final pH
≥12	NaOH								
≤2	HNO_3								
≤2	H_2SO_4								
<4	$NaHSO_4$								
Residual Chlorine (-)	For CN Phenol and 522			If +, contact PM to add $Na_2S_2O_3$ (CN), ascorbic (phenol).					
	$Na_2S_2O_3$	-	-						
	ZnAcetate	-	-						
	HCl	**	**	4114070	9/16				

**Not to be tested before analysis – pH tested and recorded by VOAs on a separate worksheet

Yes=All samples OK

No=Samples were preserved at The lab as listed

PM OK to Adjust: _____

Bottle lot numbers: 5-120-002

Other Comments:

* BAT Dup-2-151022 - 1of 3 vials
BAT 87-13-(3) 151022 1of 3 vials

BAT-87-02-(3), 151021
One of 3 vials broken

* BAT-87-14(2)-151022 labeled BAT-87-14(6)-151022

PC Secondary Review: JMM 10/26/15

*significant air bubbles: VOA > 5-6 mm : WC >1 in. diameter

CHAIN OF CUSTODY/LABORATORY ANALYSIS REQUEST FORM

31627

ALS Environmental

1565 Jefferson Road, Building 300, Suite 360 • Rochester, NY 14623 | +1 585 288 5380 +1 585 288 8475 (fax) PAGE 1 OF 3

Project Name: TEXTRON ANNUAL SAMPLING	Project Number:
Project Manager: KEVIN CRONIN	Report CC:
Company/Address: CB&I	
Phone #	Email
Sampler's Signature:	Sampler's Printed Name: BOB CRISTAN

ANALYSIS REQUESTED *(Include Method Number and Container Preservative)*

PRESERVATIVE

NUMBER OF CONTAINERS

GC/MS VOAs ◦ 8260 ◦ 624 ◦ CLP | GC/MS SVOAs ◦ 8270 ◦ 625 | GC VOAs ◦ 8021 ◦ 601/602 | PESTICIDES ◦ 8081 ◦ 608 | PCBs ◦ 8082 ◦ 608 | METALS, TOTAL (List in comments below) | METALS, DISSOLVED (List in comments below)

Preservative Key
0. NONE
1. HCL
2. HNO_3
3. H_2SO_4
4. NaOH
5. Zn. Acetate
6. MeOH
7. $NaHSO_4$
8. Other _____

REMARKS/ ALTERNATE DESCRIPTION

CLIENT SAMPLE ID	FOR OFFICE USE ONLY LAB ID	SAMPLING DATE	SAMPLING TIME	MATRIX	GC/MS VOAs	REMARKS/ ALTERNATE DESCRIPTION
BAT-EW2-151021		10/21/15	0955	W	X	
BAT-EW-3-151021			1015			
BAT-EW-4-151021			1030			
BAT-EW-5-151021			1045			
BAT-EW-6-151021			1115			
BAT-93-03(1)-151021			1150			
BAT-87-21(1) 151021			1225			
BAT-87-22(1) 151021			1325			
BAT-87-20(1) 1510MS21			1355			MS/MSD QC
BAT-87-19(1)151021			1415			
BAT-89-14(1) 1510MS21		↓	1445	↓	↓	MS/MSD QC

SPECIAL INSTRUCTIONS/COMMENTS
Metals

See QAPP ☐

TURNAROUND REQUIREMENTS
_____ RUSH (SURCHARGES APPLY)
_____ 1 day ____2 day ____3 day
_____ 4 day ____5 day

REQUESTED REPORT DATE
_____

REPORT REQUIREMENTS
____ I. Results Only
____ II. Results + QC Summaries (LCS, DUP, MS/MSD as required)
____ III. Results + QC and Calibration Summaries
____ IV. Data Validation Report with Raw Data

Edata ____Yes ____No

INVOICE INFORMATION
PO #
BILL TO:

STATE WHERE SAMPLES WERE COLLECTED

RELINQUISHED BY	RECEIVED BY	RELINQUISHED BY	RECEIVED BY	RELINQUISHED BY	RECEIVED BY
Signature:	Signature:	Signature	Signature	Signature	
Printed Name: BOB CRISTAN	Printed Name: Gregory O. Esmerian	Printed Name	Printed Name	Printed Name	
Firm: CB&I	Firm: AES	Firm	Firm	Firm	
Date/Time: 10/22/15	Date/Time: 10-22-15 15:05	Date/Time	Date/Time	Date/Time	Date/Time

R1509047 5
CB&I Environmental & Infrastructure
Textron Wheatfield

Distribution: White - Lab Copy; Yellow - Return to Originator

© 2012 by ALS Group

CHAIN OF CUSTODY/LABORATORY ANALYSIS REQUEST FORM

31625

ALS Environmental

1565 Jefferson Road, Building 300, Suite 360 • Rochester, NY 14623 | +1 585 288 5380 +1 585 288 8475 (fax) PAGE 2 OF 3

Project Name: TEXTRON ANNUAL SAMPLING	Project Number:
Project Manager: KEVIN CRONIN	Report CC:
Company/Address: CB&I	
Phone #	Email
Sampler's Signature:	Sampler's Printed Name: BOB CUNBAN

ANALYSIS REQUESTED *(Include Method Number and Container Preservative)*

PRESERVATIVE

CLIENT SAMPLE ID	FOR OFFICE USE ONLY LAB ID	SAMPLING DATE	SAMPLING TIME	MATRIX	NUMBER OF CONTAINERS	GC/MS VOAs ◦ 8260 ◦ 624 ◦ CLP	GC/MS SVOAs ◦ 8270 ◦ 625	GC VOAs ◦ 8021 ◦ 601/602	PESTICIDES ◦ 8081 ◦ 608	PCBs ◦ 8082 ◦ 608	METALS, TOTAL (List in comments below)	METALS, DISSOLVED (List in comments below)
BAT-FB-1-151021		10/21/15	1505	W		X						
BAT-BT-02-(3)151021			1530									
BAT-EW-7-151021			1550									
BAT-EW-13-151021			1610									
BAT-EW-8-151021			1630									
BAT-FB-2-151022		10/22/15	0810									
BAT-DW-12-151022			0830									
BAT-BW-11-151022			0855									
BAT-B-14(1)-151022			0915									
BAT-DW-10-151022			0940									
BAT-DUP-1-151022			0940									

Preservative Key
0. NONE
1. HCL
2. HNO_3
3. H_2SO_4
4. NaOH
5. Zn. Acetate
6. MeOH
7. $NaHSO_4$
8. Other _____

REMARKS/ ALTERNATE DESCRIPTION

SPECIAL INSTRUCTIONS/COMMENTS
Metals

See QAPP ☐

TURNAROUND REQUIREMENTS
_____ RUSH (SURCHARGES APPLY)
_____ 1 day ____2 day ____3 day
_____ 4 day ____5 day

REQUESTED REPORT DATE _____

REPORT REQUIREMENTS
____ I. Results Only
____ II. Results + QC Summaries (LCS, DUP, MS/MSD as required)
____ III. Results + QC and Calibration Summaries
____ IV. Data Validation Report with Raw Data

Edata ____Yes ____No

INVOICE INFORMATION
PO #
BILL TO:

STATE WHERE SAMPLES WERE COLLECTED

RELINQUISHED BY	RECEIVED BY	RELINQUISHED BY	RECEIVED BY	RELINQUISHED BY	RECEIVED BY
Signature:	Signature:	Signature	Signature	Signature	Signature
Printed Name: BOB CUNBAN	Printed Name: Gregory D. Esmerian	Printed Name	Printed Name	Printed Name	Printed Name
Firm: AES	Firm: AES	Firm	Firm	Firm	Firm
Date/Time: 10/22/15	Date/Time: 10-22-15 15:05	Date/Time	Date/Time	Date/Time	Date/Time

Distribution: White - Lab Copy; Yellow - Return to Originator

© 2012 by ALS Group

CHAIN OF CUSTODY/LABORATORY ANALYSIS REQUEST FORM

31623

ALS Environmental

1565 Jefferson Road, Building 300, Suite 360 • Rochester, NY 14623 | +1 585 288 5380 +1 585 288 8475 (fax) PAGE 3 OF 3

Project Name: TEXTRON ANNUAL SAMPLING	Project Number:
Project Manager: KEVIN CRONIN	Report CC:
Company/Address: CB&I	
Phone #	Email
Sampler's Signature:	Sampler's Printed Name: BOB LUBAN

ANALYSIS REQUESTED *(Include Method Number and Container Preservative)*

PRESERVATIVE

CLIENT SAMPLE ID	FOR OFFICE USE ONLY LAB ID	SAMPLING DATE	SAMPLING TIME	MATRIX	NUMBER OF CONTAINERS	GC/MS VOAs ○ 8260 ○ 624 ○ CLP	GC/MS SVOAs ○ 8270 ○ 625	GC VOAs ○ 8021 ○ 601/602	PESTICIDES ○ 8081 ○ 608	PCBs ○ 8082 ○ 608	METALS, TOTAL (List in comments below)	METALS, DISSOLVED (List in comments below)
BAT-89-15(1)-151022		10/22/15	1025	W		X						
BAT-87-13(3)151022			1105									
BAT-DUP-2-151022			1105									
BAT-87-14(2)-151022			1130									
BAT-DW-9-151022			1145									
BAT-87-17(1)-151022			1225									
BAT-87-20(2)-151022			1300									
TRIP BLANK		10/17/15	0805									

Preservative Key
0. NONE
1. HCL
2. HNO_3
3. H_2SO_4
4. NaOH
5. Zn. Acetate
6. MeOH
7. $NaHSO_4$
8. Other _____

REMARKS/ ALTERNATE DESCRIPTION

SPECIAL INSTRUCTIONS/COMMENTS
Metals

See QAPP ☐

TURNAROUND REQUIREMENTS
_____ RUSH (SURCHARGES APPLY)
_____ 1 day _____ 2 day _____ 3 day
_____ 4 day _____ 5 day

REQUESTED REPORT DATE _____

REPORT REQUIREMENTS
____ I. Results Only
____ II. Results + QC Summaries (LCS, DUP, MS/MSD as required)
____ III. Results + QC and Calibration Summaries
____ IV. Data Validation Report with Raw Data

Edata ____Yes ____No

INVOICE INFORMATION
PO #
BILL TO:

STATE WHERE SAMPLES WERE COLLECTED

RELINQUISHED BY	RECEIVED BY	RELINQUISHED BY	RECEIVED BY	RELINQUISHED BY	RECEIVED BY
Signature:	Signature:	Signature	Signature	Signature	Signature
Printed Name: BOB LUBAN	Printed Name: GREGORY D. ESMERIAN	Printed Name	Printed Name	Printed Name	Printed Name
Firm: AECOM	Firm: ALS	Firm	Firm	Firm	Firm
Date/Time: 10/22/15	Date/Time: 10-22-15 15:05	Date/Time	Date/Time	Date/Time	Date/Time

Distribution: White - Lab Copy; Yellow - Return to Originator

© 2012 by ALS Group

Cooler Receipt and Preservat

R1509047 5
CB&I Environmental & Infrastructure
Textron Wheatfield

Project/Client CB+I Folder Number .

Cooler received on 10-22-15 by: KE

COURIER: (ALS) UPS FEDEX VELOCITY CLIENT

1	Were **Custody seals** on outside of cooler?	Y	(N)
2	**Custody papers** properly completed (ink, signed)?	(Y)	N
3	Did all bottles arrive in good **condition** (unbroken)? 10-22-15 KE	(Y)	N
4	Circle: (Wet Ice) Dry Ice Gel packs present?	(Y)	N

5a	**Perchlorate** samples have required headspace?	Y	N	(NA)
5b	Did VOA vials, Alk,or Sulfide have sig* **bubbles**?	(Y)	N	NA *
6	Where did the bottles originate?	(ALS/ROC)	CLIENT	
7	Soil VOA received as: Bulk Encore 5035set			(NA)

8. Temperature Readings Date: 10-22-15 Time: 15:25 ID: IR#3 (IR#5) From: (Temp Blank) (Sample Bottle)

Observed Temp (°C)	6.8	4.6	4.5				
Correction Factor (°C)	-0.8	0	-1.8				
Corrected Temp (°C)	5.0	4.6	2.7				
Within 0-6°C?	(Y) N	(Y) N	(Y) N	Y N	Y N	Y N	Y N
If <0°C, were samples frozen?	Y N	Y N	Y N	Y N	Y N	Y N	Y N

If out of Temperature, note packing/ice condition: _____ Ice melted Poorly Packed Same Day Rule

&Client Approval to Run Samples: _____ Standing Approval Client aware at drop-off Client notified by: _____

All samples held in storage location: R-002 by KE on 10-22-15 at 15:35
5035 samples placed in storage location: _____ by _____ on _____ at _____

PC Secondary Review: JMM 10/26/15

Cooler Breakdown: Date: 10/22/15 Time: 1946 by: MDS

1. Were all bottle labels complete (*i.e.* analysis, preservation, etc.)? (YES) NO
2. Did all bottle labels and tags agree with custody papers? YES (NO)
3. Were correct containers used for the tests indicated? (YES) NO
4. Air Samples: Cassettes / Tubes Intact Canisters Pressurized Tedlar® Bags Inflated (N/A)

Explain any discrepancies:

pH	Reagent	Yes	No	Lot Received	Exp	Sample ID	Vol. Added	Lot Added	Final pH
≥12	NaOH								
≤2	HNO_3								
≤2	H_2SO_4								
<4	$NaHSO_4$								
Residual Chlorine (-)	For CN Phenol and 522			If +, contact PM to add $Na_2S_2O_3$ (CN), ascorbic (phenol).					
	$Na_2S_2O_3$	-	-						
	ZnAcetate	-	-						
	HCl	**	**	4114070	9/16				

**Not to be tested before analysis – pH tested and recorded by VOAs on a separate worksheet

Yes=All samples OK

No=Samples were preserved at The lab as listed

PM OK to Adjust: _____

Bottle lot numbers: 5-120-002

Other Comments:

* BAT Dup-2-151022 - 1of 3 vials
BAT 87-13-(3) 151022 1of 3 vials

BAT-87-02-(3), 151021
One of 3 vials broken

* BAT-87-14(2)-151022 labeled BAT-87-14(6)-151022

PC Secondary Review: JMM 10/26/15

*significant air bubbles: VOA > 5-6 mm : WC >1 in. diameter

Appendix D

ALS Environmental, Inc. Analytical Report

ALS Environmental
ALS Group USA, Corp
1565 Jefferson Rd, Building 300, Suite 360
Rochester, NY 14623
T: 585-288-5380
F: 585-288-8475
www.alsglobal.com

November 23, 2015

Analytical Report for Service Request No: R1509047

Ms. Cecelia Byers
CB&I Environmental & Infrastructure
2790 Mosside Boulevard
Monroeville, PA 15146

Laboratory Results for: Textron Wheatfield/Annual Groundwater

Dear Ms. Byers:

Enclosed are the results of the sample(s) submitted to our laboratory on October 22, 2015. For your reference, these analyses have been assigned our service request number **R1509047**.

All analyses were performed according to our laboratory's quality assurance program. The test results meet requirements of the NELAP standards except as noted in the case narrative report. All results are intended to be considered in their entirety, and ALS Environmental is not responsible for use of less than the complete report. Results apply only to the items submitted to the laboratory for analysis and individual items (samples) analyzed, as listed in the report. The measurement uncertainty of the results included in this report is within that expected when using the prescribed method(s) for analysis of these samples, and represented by Laboratory Control Sample control limits. Any events, such as QC failures, which may add to the uncertainty are explained in the report narrative.

Please contact me if you have any questions. My extension is 7472. You may also contact me via email at Janice.Jaeger@alsglobal.com.

Respectfully submitted,

ALS Group USA Corp. dba ALS Environmental

Janice Jaeger
Project Manager

CC: Lisa Schermerhorn

RIGHT SOLUTIONS | RIGHT PARTNER

ALS Environmental

Client:	CB&I Environmental
Service Request No.:	R1509047
Project:	Textron Wheatfield Semiannual
Date Received:	10/22/15
Sample Matrix:	Water
Project/Case No.:	

CASE NARRATIVE

All analyses were performed consistent with the quality assurance program of ALS Environmental. This report contains analytical results for samples designated for Tier IV data deliverables. When appropriate to the method, method blank results have been reported with each analytical test. Surrogate recoveries have been reported for all applicable organic analyses. Additional quality control analyses reported herein include: Laboratory Control Sample (LCS).

Sample Receipt

Water samples were received for analysis at ALS Environmental on 10/22/15. The samples were received in good condition and consistent with the accompanying chain of custody form. All sampling activities performed by ALS personnel have been in accordance with "ALS Field Procedures and Measurements Manual" or by client specifications. The samples were stored in a refrigerator between 1°C and 6°C upon receipt at the laboratory.

Volatile Organics

Thirty water samples were analyzed for a site specific list of Volatiles by method 5030C/8260C from SW-846.

All initial calibration criteria were met for all compounds. All Continuing Calibration Verification (CCV) standards were within 20% Difference (D) except Bromomethane on the 10/23/15, 10/26/15 and 10/27/15 CCV's. All samples with positive detections for these compounds should be considered as estimated.

All Tuning criteria were within QC limits.

All Laboratory Control Sample (LCS) recoveries were within limits.

Site specific QC was performed on BAT-87-20(1)6-151021 and BAT-89-142(1)-151021. All MS/MSD recoveries and RPD's were acceptable.

Various compounds for BAT-EW-2-151021, BAT-87-21(1)-151021, BAT-87-22(1)-151021, BAT-87-20(1)-151021, BAT-EW-7-151021, BAT-EW-8-151021, BAT-DW-I2-151022 and BAT-DW-11-151022 have been flagged with an "E" as being outside the calibration range of the instrument. The samples were repeated at dilutions and both sets of data have been reported out.

All Internal Standard (IS) Areas were within limits.

All surrogate standard recoveries were within limits.

The Method blank associated with these samples was free of contamination.

All samples were analyzed within recommended holding times.

No other analytical or QC problems were encountered.

ALS ASP/CLP Batching Form/Login Sheet

Client Proj #:	Annual Groundwater	Batch Complete:	Yes	Date Revised:	
Submission:	R1509047	Diskette Requested:	No	Date Due:	11/5/15
Client:	CB&I	Date:	11/23/15	Protocol:	SW846
Client Rep:	JJAEGER	Custody Seal: Present/Absent:		Shipping No.:	
Project:	Textron Wheatfield	Chain of Custody: Present/Absent:		SDG #:	BAT-EW-2-151021

CAS Job #	Client/EPA ID	Matrix	Requested Parameters	Date Sampled	Date Received	pH (Solids)	% Solids	Remarks Sample Condition
R1509047-001	BAT-EW-2-151021	Water	8260C	10/21/15	10/22/15			
R1509047-001.R01	BAT-EW-2-151021	Water	8260C	10/21/15	10/22/15			
R1509047-002	BAT-EW-3-151021	Water	8260C	10/21/15	10/22/15			
R1509047-003	BAT-EW-4-151021	Water	8260C	10/21/15	10/22/15			
R1509047-004	BAT-EW-5-151021	Water	8260C	10/21/15	10/22/15			
R1509047-005	BAT-EW-6-151021	Water	8260C	10/21/15	10/22/15			
R1509047-006	BAT-93-03(1)-151021	Water	8260C	10/21/15	10/22/15			
R1509047-007	BAT-87-21(1)-151021	Water	8260C	10/21/15	10/22/15			
R1509047-007.R01	BAT-87-21(1)-151021	Water	8260C	10/21/15	10/22/15			
R1509047-008	BAT-87-22(1)-151021	Water	8260C	10/21/15	10/22/15			
R1509047-008.R01	BAT-87-22(1)-151021	Water	8260C	10/21/15	10/22/15			
R1509047-009QC	BAT-87-20(1)-151021	Water	8260C	10/21/15	10/22/15			
1509047-009.R01Q	BAT-87-20(1)-151021	Water	8260C	10/21/15	10/22/15			
R1509047-010	BAT-87-19(1)-151021	Water	8260C	10/21/15	10/22/15			
R1509047-011QC	BAT-89-14(1)-151021	Water	8260C	10/21/15	10/22/15			
R1509047-012	BAT-FB-1-151021	Water	8260C	10/21/15	10/22/15			
R1509047-013	BAT-87-02-(3)-151021	Water	8260C	10/21/15	10/22/15			
R1509047-014	BAT-EW-7-151021	Water	8260C	10/21/15	10/22/15			
R1509047-014.R01	BAT-EW-7-151021	Water	8260C	10/21/15	10/22/15			
R1509047-015	BAT-EW-13-151021	Water	8260C	10/21/15	10/22/15			
R1509047-016	BAT-EW-8-151021	Water	8260C	10/21/15	10/22/15			
R1509047-016.R01	BAT-EW-8-151021	Water	8260C	10/21/15	10/22/15			
R1509047-017	BAT-FB-2-151022	Water	8260C	10/22/15	10/22/15			
R1509047-018	BAT-DW-12-151022	Water	8260C	10/22/15	10/22/15			
R1509047-018.R01	BAT-DW-12-151022	Water	8260C	10/22/15	10/22/15			
R1509047-019	BAT-DW-11-151022	Water	8260C	10/22/15	10/22/15			
R1509047-019.R01	BAT-DW-11-151022	Water	8260C	10/22/15	10/22/15			
R1509047-020	BAT-B-14(1)-151022	Water	8260C	10/22/15	10/22/15			
R1509047-021	BAT-DW-10-151022	Water	8260C	10/22/15	10/22/15			
R1509047-022	BAT-DUP-1-151022	Water	8260C	10/22/15	10/22/15			
R1509047-023	BAT-89-15(1)-151022	Water	8260C	10/22/15	10/22/15			
R1509047-024	BAT-87-13(3)-151022	Water	8260C	10/22/15	10/22/15			
R1509047-025	BAT-DUP-2-151022	Water	8260C	10/22/15	10/22/15			
R1509047-026	BAT-87-14(0)-151022	Water	8260C	10/22/15	10/22/15			
R1509047-027	BAT-DW-9-151022	Water	8260C	10/22/15	10/22/15			
R1509047-028	BAT-87-17(1)-151022	Water	8260C	10/22/15	10/22/15			
R1509047-029	BAT-87-20(0)-151022	Water	8260C	10/22/15	10/22/15			
R1509047-030	TRIP BLANK	Water	8260C	10/21/15	10/22/15			

ALS Environmental

REPORT QUALIFIERS AND DEFINITIONS

U Analyte was analyzed for but not detected. The sample quantitation limit has been corrected for dilution and for percent moisture, unless otherwise noted in the case narrative.

J Estimated value due to either being a Tentatively Identified Compound (TIC) or that the concentration is between the MRL and the MDL. Concentrations are not verified within the linear range of the calibration. For DoD: concentration >40% difference between two GC columns (pesticides/Arclors).

B Analyte was also detected in the associated method blank at a concentration that may have contributed to the sample result.

E Inorganics- Concentration is estimated due to the serial dilution was outside control limits.

E Organics- Concentration has exceeded the calibration range for that specific analysis.

D Concentration is a result of a dilution, typically a secondary analysis of the sample due to exceeding the calibration range or that a surrogate has been diluted out of the sample and cannot be assessed.

* Indicates that a quality control parameter has exceeded laboratory limits. Under the "Notes" column of the Form I, this qualifier denotes analysis was performed out of Holding Time.

H Analysis was performed out of hold time for tests that have an "immediate" hold time criteria.

Spike was diluted out.

+ Correlation coefficient for MSA is <0.995.

N Inorganics- Matrix spike recovery was outside laboratory limits.

N Organics- Presumptive evidence of a compound (reported as a TIC) based on the MS library search.

S Concentration has been determined using Method of Standard Additions (MSA).

W Post-Digestion Spike recovery is outside control limits and the sample absorbance is <50% of the spike absorbance.

P Concentration >40% (25% for CLP) difference between the two GC columns.

C Confirmed by GC/MS

Q DoD reports: indicates a pesticide/Aroclor is not confirmed (≥100% Difference between two GC columns).

X See Case Narrative for discussion.

MRL Method Reporting Limit. Also known as:
LOQ Limit of Quantitation (LOQ)
The lowest concentration at which the method analyte may be reliably quantified under the method conditions.

MDL Method Detection Limit. A statistical value derived from a study designed to provide the lowest concentration that will be detected 99% of the time. Values between the MDL and MRL are estimated (see J qualifier).

LOD Limit of Detection. A value at or above the MDL which has been verified to be detectable.

ND Non-Detect. Analyte was not detected at the concentration listed. Same as U qualifier.

ACCREDITED IN ACCORDANCE WITH nelac

Rochester Lab ID # for State Certifications[1]

Connecticut ID # PH0556	Maine ID #NY0032	New Hampshire ID # 294100 A/B
Delaware Accredited	Nebraska Accredited	
DoD ELAP #65817	New Jersey ID # NY004	Pennsylvania ID# 68-786
Florida ID # E87674	New York ID # 10145	Rhode Island ID # 158
Illinois ID #200047	North Carolina #676	Virginia #460167

[1] Analyses were performed according to our laboratory's NELAP-approved quality assurance program and any applicable state or agency requirements. The test results meet requirements of the current NELAP/TNI standards or state or agency requirements, where applicable, except as noted in the case narrative. Since not all analyte/method/matrix combinations are offered for state/NELAC accreditation, this report may contain results which are not accredited. For a specific list of accredited analytes, contact the laboratory or go to http://www.alsglobal.com/en/Our-Services/Life-Sciences/Environmental/Downloads/North-America-Downloads

CHAIN OF CUSTODY/LABORATORY ANALYSIS REQUEST FORM

31627

ALS Environmental

1565 Jefferson Road, Building 300, Suite 360 • Rochester, NY 14623 | +1 585 288 5380 +1 585 288 8475 (fax) PAGE 1 OF 3

Project Name: TEXTRON ANNUAL SAMPL	Project Number: NA
Project Manager: KEVIN CROWLEY	Report CC:
Company/Address: CB&I	
Phone #	Email
Sampler's Signature:	Sampler's Printed Name: BOB LABAN

ANALYSIS REQUESTED *(Include Method Number and Container Preservative)*

PRESERVATIVE

CLIENT SAMPLE ID	FOR OFFICE USE ONLY LAB ID	SAMPLING DATE	SAMPLING TIME	MATRIX	NUMBER OF CONTAINERS	GC/MS VOAs ◦ 8260 ◦ 624 ◦ CLP	GC/MS SVOAs ◦ 8270 ◦ 625	GC VOAs ◦ 8021 ◦ 601/602	PESTICIDES ◦ 8081 ◦ 608	PCBs ◦ 8082 ◦ 608	METALS, TOTAL (List in comments below)	METALS, DISSOLVED (List in comments below)	REMARKS/ ALTERNATE DESCRIPTION
BAT-EW2-151021		10/21/15	0955	W		X							
BAT-EW-3-151021			1015										
BAT-EW-4-151021			1030										
BAT-EW-5-151021			1045										
BAT-EW-6-151021			1115										
BAT-93-03(1)-151021			1150										
BAT-87-21(1) 151021			1225										
BAT-87-22(1) 151021			1325										
BAT-87-20(1) 1510 MS21			1355										MS/MSD QC
BAT-87-19(1) 151021			1415										
BAT-89-14(1) 1510 MS21		↓	1445	↓		↓							MS/MSD QC

Preservative Key
0. NONE
1. HCL
2. HNO_3
3. H_2SO_4
4. NaOH
5. Zn. Acetate
6. MeOH
7. $NaHSO_4$
8. Other _____

SPECIAL INSTRUCTIONS/COMMENTS
Metals

See QAPP ☐

TURNAROUND REQUIREMENTS
_____ RUSH (SURCHARGES APPLY)
_____ 1 day _____ 2 day _____ 3 day
_____ 4 day _____ 5 day
REQUESTED REPORT DATE

REPORT REQUIREMENTS
_____ I. Results Only
_____ II. Results + QC Summaries (LCS, DUP, MS/MSD as required)
_____ III. Results + QC and Calibration Summaries
_____ IV. Data Validation Report with Raw Data
Edata _____ Yes _____ No

INVOICE INFORMATION
PO #
BILL TO:

STATE WHERE SAMPLES WERE COLLECTED

RELINQUISHED BY	RECEIVED BY	RELINQUISHED BY	RECEIVED BY	RELINQUISHED BY	RECEIVED BY
Signature:	Signature:	Signature	Signature	Signature	
Printed Name: BOB LABAN	Printed Name: Gregory D. Esmerian	Printed Name	Printed Name	Printed Name	
Firm: AL3	Firm: AL3	Firm	Firm	Firm	
Date/Time: 10/22/15	Date/Time: 10-22-15 15:05	Date/Time	Date/Time	Date/Time	Date/Time

R1509047 5
CB&I Environmental & Infrastructure
Textron Wheatfield

Distribution: White - Lab Copy; Yellow - Return to Originator

© 2012 by ALS Group

CHAIN OF CUSTODY/LABORATORY ANALYSIS REQUEST FORM

31625

ALS Environmental

1565 Jefferson Road, Building 300, Suite 360 • Rochester, NY 14623 | +1 585 288 5380 +1 585 288 8475 (fax) PAGE 2 OF 3

Project Name: TENTRON ANNUAL SAMPLING	Project Number:
Project Manager: KEVIN CRONIN	Report CC:
Company/Address: CB&I	
Phone #	Email
Sampler's Signature:	Sampler's Printed Name: BOB CURRAN

ANALYSIS REQUESTED *(Include Method Number and Container Preservative)*

PRESERVATIVE

NUMBER OF CONTAINERS

GC/MS VOAs ◦ 8260 ◦ 624 ◦ CLP | GC/MS SVOAs ◦ 8270 ◦ 625 | GC VOAs ◦ 8021 ◦ 601/602 | PESTICIDES ◦ 8081 ◦ 608 | PCBs ◦ 8082 ◦ 608 | METALS, TOTAL (List in comments below) | METALS, DISSOLVED (List in comments below) | REMARKS/ ALTERNATE DESCRIPTION

Preservative Key
0. NONE
1. HCL
2. HNO_3
3. H_2SO_4
4. NaOH
5. Zn. Acetate
6. MeOH
7. $NaHSO_4$
8. Other _____

CLIENT SAMPLE ID	FOR OFFICE USE ONLY LAB ID	SAMPLING DATE	SAMPLING TIME	MATRIX	GC/MS VOAs
BAT-FB-1-151021		10/21/15	1505	W	X
BAT-BT-02-(3)151021			1530		
BAT-EW-7-151021			1550		
BAT-EW-13-151021			1610		
BAT-EW-8-151021			1630		
BAT-FB-2-151022		10/22/15	0810		
BAT-DW-12-151022			0830		
BAT-BW-11-151022			0855		
BAT-B-14(1)-151022			0915		
BAT-DW-10-151022			0940		
BAT-DUP-1-151022			0940	W	

SPECIAL INSTRUCTIONS/COMMENTS
Metals

See QAPP ☐

STATE WHERE SAMPLES WERE COLLECTED

TURNAROUND REQUIREMENTS
____ RUSH (SURCHARGES APPLY)
____ 1 day ____ 2 day ____ 3 day
____ 4 day ____ 5 day
REQUESTED REPORT DATE
_____

REPORT REQUIREMENTS
____ I. Results Only
____ II. Results + QC Summaries (LCS, DUP, MS/MSD as required)
____ III. Results + QC and Calibration Summaries
____ IV. Data Validation Report with Raw Data
Edata ____ Yes ____ No

INVOICE INFORMATION
PO #
BILL TO:

RELINQUISHED BY	RECEIVED BY	RELINQUISHED BY	RECEIVED BY	RELINQUISHED BY	RECEIVED BY
Signature	Signature	Signature	Signature	Signature	Signature
Printed Name: BOB CURRAN	Printed Name: Gregory D. Esmerian	Printed Name	Printed Name	Printed Name	Printed Name
Firm: AECOM	Firm: AECOM	Firm	Firm	Firm	Firm
Date/Time: 10/22/15	Date/Time: 10-22-15 15:05	Date/Time	Date/Time	Date/Time	Date/Time

Distribution: White - Lab Copy; Yellow - Return to Originator

© 2012 by ALS Group

CHAIN OF CUSTODY/LABORATORY ANALYSIS REQUEST FORM

31623

ALS Environmental

1565 Jefferson Road, Building 300, Suite 360 • Rochester, NY 14623 | +1 585 288 5380 +1 585 288 8475 (fax) PAGE 3 OF 3

Project Name: TEXTRON ANNUAL SAMPL	Project Number:
Project Manager: KEVIN CRONIN	Report CC:
Company/Address: CB&I	
Phone #	Email
Sampler's Signature	Sampler's Printed Name: BOB CUSAN

ANALYSIS REQUESTED *(Include Method Number and Container Preservative)*

PRESERVATIVE

NUMBER OF CONTAINERS

GC/MS VOAs ○ 8260 ○ 624 ○ CLP | GC/MS SVOAs ○ 8270 ○ 625 | GC VOAs ○ 8021 ○ 601/602 | PESTICIDES ○ 8081 ○ 608 | PCBs ○ 8082 ○ 608 | METALS, TOTAL (List in comments below) | METALS, DISSOLVED (List in comments below) | REMARKS/ ALTERNATE DESCRIPTION

Preservative Key
0. NONE
1. HCL
2. HNO_3
3. H_2SO_4
4. NaOH
5. Zn. Acetate
6. MeOH
7. $NaHSO_4$
8. Other _____

CLIENT SAMPLE ID	FOR OFFICE USE ONLY LAB ID	SAMPLING DATE	SAMPLING TIME	MATRIX	GC/MS VOAs ○ 8260 ○ 624 ○ CLP
BAT-89-15(1)-151022	[redacted]	10/22/15	1025	W	X
BAT-87-13(3)151022	[redacted]		1105		
BAT-DUP-2-151022	[redacted]		1105		
BAT-87-14(2)-151022	[redacted]		1130		
BAT-DW-9-151022	[redacted]		1145		
BAT-87-17(1)-151022	[redacted]		1225		
BAT-87-20(2)-151022	[redacted]		1300		
TRIP BLANK	[redacted]	10/22/15	0805		

SPECIAL INSTRUCTIONS/COMMENTS
Metals

See QAPP ☐

STATE WHERE SAMPLES WERE COLLECTED

TURNAROUND REQUIREMENTS
_____ RUSH (SURCHARGES APPLY)
_____ 1 day _____ 2 day _____ 3 day
_____ 4 day _____ 5 day

REQUESTED REPORT DATE

REPORT REQUIREMENTS
____ I. Results Only
____ II. Results + QC Summaries (LCS, DUP, MS/MSD as required)
____ III. Results + QC and Calibration Summaries
____ IV. Data Validation Report with Raw Data

Edata ____Yes ____No

INVOICE INFORMATION
PO #
BILL TO:

RELINQUISHED BY	RECEIVED BY	RELINQUISHED BY	RECEIVED BY	RELINQUISHED BY	RECEIVED BY
Signature: Bob Cusan	Signature: Gregory D. Emerman	Signature	Signature	Signature	Signature
Printed Name: Bob Cusan	Printed Name:	Printed Name	Printed Name	Printed Name	Printed Name
Firm: AECOM	Firm: ALS	Firm	Firm	Firm	Firm
Date/Time: 10/22/15	Date/Time: 10-22-15 | 5:05	Date/Time	Date/Time	Date/Time	Date/Time

Distribution: White - Lab Copy; Yellow - Return to Originator

© 2012 by ALS Group

R1509047 5

CB&I Environmental & Infrastructure
Textron Wheatfield

Cooler Receipt and Preservat

Project/Client CB+I Folder Number

Cooler received on 10-22-15 by: KE COURIER: (ALS) UPS FEDEX VELOCITY CLIENT

1	Were **Custody seals** on outside of cooler?	Y (N)	5a	**Perchlorate** samples have required headspace?	Y N (NA)	
2	**Custody papers** properly completed (ink, signed)?	(Y) N	5b	Did VOA vials, Alk,or Sulfide have sig* **bubbles**?	(Y) N NA	*
3	Did all bottles arrive in good **condition** (unbroken)? 10-22-15 KE	(Y) N	6	Where did the bottles originate?	(ALS/ROC) CLIENT	
4	Circle: (Wet Ice) Dry Ice Gel packs present?	(Y) N	7	Soil VOA received as: Bulk Encore 5035set	(NA)	

8. Temperature Readings Date: 10-22-15 Time: 15:25 ID: IR#3 (IR#5) From: (Temp Blank) (Sample Bottle)

Observed Temp (°C)	6.8	4.6	4.5				
Correction Factor (°C)	-0.8	0	-1.8				
Corrected Temp (°C)	5.0	4.6	2.7				
Within 0-6°C?	(Y) N	(Y) N	(Y) N	Y N	Y N	Y N	Y N
If <0°C, were samples frozen?	Y N	Y N	Y N	Y N	Y N	Y N	Y N

If out of Temperature, note packing/ice condition: _____ Ice melted Poorly Packed Same Day Rule

&Client Approval to Run Samples: _____ Standing Approval Client aware at drop-off Client notified by: _____

All samples held in storage location: R-002 by KE on 10-22-15 at 15:35
5035 samples placed in storage location: _____ by _____ on _____ at _____

PC Secondary Review: JMS 10/26/15

Cooler Breakdown: Date: 10/22/15 Time: 1946 by: MDS

1. Were all bottle labels complete (*i.e.* analysis, preservation, etc.)? (YES) NO
2. Did all bottle labels and tags agree with custody papers? YES (NO)
3. Were correct containers used for the tests indicated? (YES) NO
4. Air Samples: Cassettes / Tubes Intact Canisters Pressurized Tedlar® Bags Inflated (N/A)

Explain any discrepancies:

pH	Reagent	Yes	No	Lot Received	Exp	Sample ID	Vol. Added	Lot Added	Final pH
≥12	NaOH								
≤2	HNO_3								
≤2	H_2SO_4								
<4	$NaHSO_4$								
Residual Chlorine (-)	For CN Phenol and 522			If +, contact PM to add $Na_2S_2O_3$ (CN), ascorbic (phenol).					
	$Na_2S_2O_3$	-	-						
	ZnAcetate	-	-						
	HCl	**	**	4114070	9/16				

Yes=All samples OK

No=Samples were preserved at The lab as listed

PM OK to Adjust: _____

**Not to be tested before analysis – pH tested and recorded by VOAs on a separate worksheet

Bottle lot numbers: 5-120-002

Other Comments:

* BAT DUP-2-151022 - 1of 3 vials
BAT87-13-(3)151022 1of3 vials

BAT-87-02-(3)151021
One of 3 vials broken

* BAT-87-14(2)-151022 labeled BAT-87-14(6)-151022

PC Secondary Review: JMS 10/26/15 *significant air bubbles: VOA > 5-6 mm : WC >1 in. diameter

Client:	CB&I	**Service Request:**	R1509047
Project:	Textron Wheatfield/Annual Groundwater	**Date Collected:**	10/21/15 0955
Sample Matrix:	Water	**Date Received:**	10/22/15
		Date Analyzed:	10/23/15 14:32
Sample Name:	BAT-EW-2-151021	**Units:**	µg/L
Lab Code:	R1509047-001	**Basis:**	NA

Volatile Organic Compounds by GC/MS

Analytical Method:	8260C	**Analysis Lot:**	468624
Prep Method:	EPA 5030C		
Data File Name:	I:\ACQUDATA\msvoa10\data\102315\F3389.D\	**Instrument Name:**	R-MS-10
		Dilution Factor:	1

CAS No.	Analyte Name	Result	Q	MRL	MDL	Note
74-87-3	Chloromethane	1.0	U	1.0	0.21	
75-01-4	Vinyl Chloride	**200**	E	1.0	0.32	
75-00-3	Chloroethane	1.0	U	1.0	0.24	
74-83-9	Bromomethane	1.0	U	1.0	0.29	
75-35-4	1,1-Dichloroethene	**2.3**		1.0	0.57	
67-64-1	Acetone	5.0	U	5.0	1.3	
75-15-0	Carbon Disulfide	1.0	U	1.0	0.22	
75-09-2	Methylene Chloride	1.0	U	1.0	0.60	
156-60-5	trans-1,2-Dichloroethene	**3.7**		1.0	0.33	
75-34-3	1,1-Dichloroethane	**10**		1.0	0.20	
156-59-2	cis-1,2-Dichloroethene	**730**	E	1.0	0.30	
78-93-3	2-Butanone (MEK)	5.0	U	5.0	0.81	
67-66-3	Chloroform	**0.63**	J	1.0	0.25	
71-55-6	1,1,1-Trichloroethane	**14**		1.0	0.36	
56-23-5	Carbon Tetrachloride	1.0	U	1.0	0.45	
71-43-2	Benzene	1.0	U	1.0	0.20	
107-06-2	1,2-Dichloroethane	1.0	U	1.0	0.36	
79-01-6	Trichloroethene	**10**		1.0	0.22	
78-87-5	1,2-Dichloropropane	1.0	U	1.0	0.20	
75-27-4	Bromodichloromethane	1.0	U	1.0	0.32	
10061-01-5	cis-1,3-Dichloropropene	1.0	U	1.0	0.24	
108-10-1	4-Methyl-2-pentanone (MIBK)	5.0	U	5.0	0.67	
108-88-3	Toluene	1.0	U	1.0	0.20	
10061-02-6	trans-1,3-Dichloropropene	1.0	U	1.0	0.20	
79-00-5	1,1,2-Trichloroethane	1.0	U	1.0	0.34	
127-18-4	Tetrachloroethene	1.0	U	1.0	0.30	
591-78-6	2-Hexanone	5.0	U	5.0	1.7	
124-48-1	Dibromochloromethane	1.0	U	1.0	0.31	
108-90-7	Chlorobenzene	1.0	U	1.0	0.29	
100-41-4	Ethylbenzene	1.0	U	1.0	0.20	
179601-23-1	m,p-Xylenes	2.0	U	2.0	0.33	
95-47-6	o-Xylene	1.0	U	1.0	0.20	
100-42-5	Styrene	1.0	U	1.0	0.20	
75-25-2	Bromoform	1.0	U	1.0	0.42	
79-34-5	1,1,2,2-Tetrachloroethane	1.0	U	1.0	0.25	

Client:	CB&I	**Service Request:**	R1509047
Project:	Textron Wheatfield/Annual Groundwater	**Date Collected:**	10/21/15 0955
Sample Matrix:	Water	**Date Received:**	10/22/15
		Date Analyzed:	10/23/15 14:32
Sample Name:	BAT-EW-2-151021	**Units:**	µg/L
Lab Code:	R1509047-001	**Basis:**	NA

Volatile Organic Compounds by GC/MS

Analytical Method:	8260C	**Analysis Lot:**	468624
Prep Method:	EPA 5030C		
Data File Name:	I:\ACQUDATA\msvoa10\data\102315\F3389.D\	**Instrument Name:**	R-MS-10
		Dilution Factor:	1

CAS No.	Analyte Name	Result	Q	MRL	MDL	Note

Surrogate Name	%Rec	Control Limits	Date Analyzed	Q
4-Bromofluorobenzene	97	85-122	10/23/15 14:32	
Toluene-d8	104	87-121	10/23/15 14:32	
Dibromofluoromethane	103	89-119	10/23/15 14:32	

ALS Group USA, Corp. dba ALS Environmental

Analytical Report

Client:	CB&I	**Service Request:**	R1509047
Project:	Textron Wheatfield/Annual Groundwater	**Date Collected:**	10/21/15 0955
Sample Matrix:	Water	**Date Received:**	10/22/15
		Date Analyzed:	10/26/15 17:32
Sample Name:	BAT-EW-2-151021	**Units:**	µg/L
Lab Code:	R1509047-001	**Basis:**	NA
Run Type:	Dilution		

Volatile Organic Compounds by GC/MS

Analytical Method:	8260C	**Analysis Lot:**	468926
Prep Method:	EPA 5030C		
Data File Name:	I:\ACQUDATA\msvoa10\data\102615\F3457.D\	**Instrument Name:**	R-MS-10
		Dilution Factor:	10

CAS No.	Analyte Name	Result	Q	MRL	MDL	Note
74-87-3	Chloromethane	10	U	10	2.1	
75-01-4	Vinyl Chloride	**180**	D	10	3.2	
75-00-3	Chloroethane	10	U	10	2.4	
74-83-9	Bromomethane	10	U	10	2.9	
75-35-4	1,1-Dichloroethene	10	U	10	5.7	
67-64-1	Acetone	50	U	50	13	
75-15-0	Carbon Disulfide	10	U	10	2.2	
75-09-2	Methylene Chloride	10	U	10	6.0	
156-60-5	trans-1,2-Dichloroethene	**4.4**	DJ	10	3.4	
75-34-3	1,1-Dichloroethane	**9.2**	DJ	10	2.0	
156-59-2	cis-1,2-Dichloroethene	**660**	D	10	3.0	
78-93-3	2-Butanone (MEK)	50	U	50	8.2	
67-66-3	Chloroform	10	U	10	2.5	
71-55-6	1,1,1-Trichloroethane	**12**	D	10	3.6	
56-23-5	Carbon Tetrachloride	10	U	10	4.5	
71-43-2	Benzene	10	U	10	2.0	
107-06-2	1,2-Dichloroethane	10	U	10	3.6	
79-01-6	Trichloroethene	**11**	D	10	2.2	
78-87-5	1,2-Dichloropropane	10	U	10	2.0	
75-27-4	Bromodichloromethane	10	U	10	3.2	
10061-01-5	cis-1,3-Dichloropropene	10	U	10	2.4	
108-10-1	4-Methyl-2-pentanone (MIBK)	50	U	50	6.7	
108-88-3	Toluene	10	U	10	2.0	
10061-02-6	trans-1,3-Dichloropropene	10	U	10	2.0	
79-00-5	1,1,2-Trichloroethane	10	U	10	3.5	
127-18-4	Tetrachloroethene	10	U	10	3.0	
591-78-6	2-Hexanone	50	U	50	17	
124-48-1	Dibromochloromethane	10	U	10	3.1	
108-90-7	Chlorobenzene	10	U	10	2.9	
100-41-4	Ethylbenzene	10	U	10	2.0	
179601-23-1	m,p-Xylenes	20	U	20	3.4	
95-47-6	o-Xylene	10	U	10	2.0	
100-42-5	Styrene	10	U	10	2.0	
75-25-2	Bromoform	10	U	10	4.2	
79-34-5	1,1,2,2-Tetrachloroethane	10	U	10	2.5	

Client:	CB&I	**Service Request:**	R1509047
Project:	Textron Wheatfield/Annual Groundwater	**Date Collected:**	10/21/15 0955
Sample Matrix:	Water	**Date Received:**	10/22/15
		Date Analyzed:	10/26/15 17:32
Sample Name:	BAT-EW-2-151021	**Units:**	µg/L
Lab Code:	R1509047-001	**Basis:**	NA
Run Type:	Dilution		

Volatile Organic Compounds by GC/MS

Analytical Method:	8260C	**Analysis Lot:**	468926
Prep Method:	EPA 5030C		
Data File Name:	I:\ACQUDATA\msvoa10\data\102615\F3457.D\	**Instrument Name:**	R-MS-10
		Dilution Factor:	10

CAS No.	Analyte Name	Result	Q	MRL	MDL	Note

Surrogate Name	%Rec	Control Limits	Date Analyzed	Q
4-Bromofluorobenzene	98	85-122	10/26/15 17:32	
Toluene-d8	102	87-121	10/26/15 17:32	
Dibromofluoromethane	101	89-119	10/26/15 17:32	

Client:	CB&I	**Service Request:**	R1509047
Project:	Textron Wheatfield/Annual Groundwater	**Date Collected:**	10/21/15 1015
Sample Matrix:	Water	**Date Received:**	10/22/15
		Date Analyzed:	10/23/15 14:56
Sample Name:	BAT-EW-3-151021	**Units:**	µg/L
Lab Code:	R1509047-002	**Basis:**	NA

Volatile Organic Compounds by GC/MS

Analytical Method:	8260C	**Analysis Lot:**	468624
Prep Method:	EPA 5030C		
Data File Name:	I:\ACQUDATA\msvoa10\data\102315\F3390.D\	**Instrument Name:**	R-MS-10
		Dilution Factor:	10

CAS No.	Analyte Name	Result	Q	MRL	MDL	Note
74-87-3	Chloromethane	10	U	10	2.1	
75-01-4	Vinyl Chloride	**800**		10	3.2	
75-00-3	Chloroethane	10	U	10	2.4	
74-83-9	Bromomethane	10	U	10	2.9	
75-35-4	1,1-Dichloroethene	10	U	10	5.7	
67-64-1	Acetone	50	U	50	13	
75-15-0	Carbon Disulfide	10	U	10	2.2	
75-09-2	Methylene Chloride	10	U	10	6.0	
156-60-5	trans-1,2-Dichloroethene	**8.2**	J	10	3.4	
75-34-3	1,1-Dichloroethane	**14**		10	2.0	
156-59-2	cis-1,2-Dichloroethene	**1300**		10	3.0	
78-93-3	2-Butanone (MEK)	50	U	50	8.2	
67-66-3	Chloroform	10	U	10	2.5	
71-55-6	1,1,1-Trichloroethane	**17**		10	3.6	
56-23-5	Carbon Tetrachloride	10	U	10	4.5	
71-43-2	Benzene	10	U	10	2.0	
107-06-2	1,2-Dichloroethane	10	U	10	3.6	
79-01-6	Trichloroethene	**5.5**	J	10	2.2	
78-87-5	1,2-Dichloropropane	10	U	10	2.0	
75-27-4	Bromodichloromethane	10	U	10	3.2	
10061-01-5	cis-1,3-Dichloropropene	10	U	10	2.4	
108-10-1	4-Methyl-2-pentanone (MIBK)	50	U	50	6.7	
108-88-3	Toluene	10	U	10	2.0	
10061-02-6	trans-1,3-Dichloropropene	10	U	10	2.0	
79-00-5	1,1,2-Trichloroethane	10	U	10	3.5	
127-18-4	Tetrachloroethene	10	U	10	3.0	
591-78-6	2-Hexanone	50	U	50	17	
124-48-1	Dibromochloromethane	10	U	10	3.1	
108-90-7	Chlorobenzene	10	U	10	2.9	
100-41-4	Ethylbenzene	10	U	10	2.0	
179601-23-1	m,p-Xylenes	20	U	20	3.4	
95-47-6	o-Xylene	10	U	10	2.0	
100-42-5	Styrene	10	U	10	2.0	
75-25-2	Bromoform	10	U	10	4.2	
79-34-5	1,1,2,2-Tetrachloroethane	10	U	10	2.5	

Client:	CB&I	**Service Request:**	R1509047
Project:	Textron Wheatfield/Annual Groundwater	**Date Collected:**	10/21/15 1015
Sample Matrix:	Water	**Date Received:**	10/22/15
		Date Analyzed:	10/23/15 14:56
Sample Name:	BAT-EW-3-151021	**Units:**	µg/L
Lab Code:	R1509047-002	**Basis:**	NA

Volatile Organic Compounds by GC/MS

Analytical Method:	8260C	**Analysis Lot:**	468624
Prep Method:	EPA 5030C		
Data File Name:	I:\ACQUDATA\msvoa10\data\102315\F3390.D\	**Instrument Name:**	R-MS-10
		Dilution Factor:	10

CAS No.	Analyte Name	Result	Q	MRL	MDL	Note

Surrogate Name	%Rec	Control Limits	Date Analyzed	Q
4-Bromofluorobenzene	99	85-122	10/23/15 14:56	
Toluene-d8	105	87-121	10/23/15 14:56	
Dibromofluoromethane	103	89-119	10/23/15 14:56	

Client:	CB&I	**Service Request:**	R1509047
Project:	Textron Wheatfield/Annual Groundwater	**Date Collected:**	10/21/15 1030
Sample Matrix:	Water	**Date Received:**	10/22/15
		Date Analyzed:	10/23/15 15:21
Sample Name:	BAT-EW-4-151021	**Units:**	µg/L
Lab Code:	R1509047-003	**Basis:**	NA

Volatile Organic Compounds by GC/MS

Analytical Method:	8260C	**Analysis Lot:**	468624
Prep Method:	EPA 5030C		
Data File Name:	I:\ACQUDATA\msvoa10\data\102315\F3391.D\	**Instrument Name:**	R-MS-10
		Dilution Factor:	1

CAS No.	Analyte Name	Result	Q	MRL	MDL	Note
74-87-3	Chloromethane	1.0	U	1.0	0.21	
75-01-4	Vinyl Chloride	**56**		1.0	0.32	
75-00-3	Chloroethane	1.0	U	1.0	0.24	
74-83-9	Bromomethane	1.0	U	1.0	0.29	
75-35-4	1,1-Dichloroethene	1.0	U	1.0	0.57	
67-64-1	Acetone	5.0	U	5.0	1.3	
75-15-0	Carbon Disulfide	**2.4**		1.0	0.22	
75-09-2	Methylene Chloride	1.0	U	1.0	0.60	
156-60-5	trans-1,2-Dichloroethene	**1.3**		1.0	0.33	
75-34-3	1,1-Dichloroethane	**1.1**		1.0	0.20	
156-59-2	cis-1,2-Dichloroethene	**34**		1.0	0.30	
78-93-3	2-Butanone (MEK)	5.0	U	5.0	0.81	
67-66-3	Chloroform	1.0	U	1.0	0.25	
71-55-6	1,1,1-Trichloroethane	**1.1**		1.0	0.36	
56-23-5	Carbon Tetrachloride	1.0	U	1.0	0.45	
71-43-2	Benzene	1.0	U	1.0	0.20	
107-06-2	1,2-Dichloroethane	1.0	U	1.0	0.36	
79-01-6	Trichloroethene	**0.77**	J	1.0	0.22	
78-87-5	1,2-Dichloropropane	1.0	U	1.0	0.20	
75-27-4	Bromodichloromethane	1.0	U	1.0	0.32	
10061-01-5	cis-1,3-Dichloropropene	1.0	U	1.0	0.24	
108-10-1	4-Methyl-2-pentanone (MIBK)	5.0	U	5.0	0.67	
108-88-3	Toluene	1.0	U	1.0	0.20	
10061-02-6	trans-1,3-Dichloropropene	1.0	U	1.0	0.20	
79-00-5	1,1,2-Trichloroethane	1.0	U	1.0	0.34	
127-18-4	Tetrachloroethene	1.0	U	1.0	0.30	
591-78-6	2-Hexanone	5.0	U	5.0	1.7	
124-48-1	Dibromochloromethane	1.0	U	1.0	0.31	
108-90-7	Chlorobenzene	1.0	U	1.0	0.29	
100-41-4	Ethylbenzene	1.0	U	1.0	0.20	
179601-23-1	m,p-Xylenes	2.0	U	2.0	0.33	
95-47-6	o-Xylene	1.0	U	1.0	0.20	
100-42-5	Styrene	1.0	U	1.0	0.20	
75-25-2	Bromoform	1.0	U	1.0	0.42	
79-34-5	1,1,2,2-Tetrachloroethane	1.0	U	1.0	0.25	

Client:	CB&I	**Service Request:**	R1509047
Project:	Textron Wheatfield/Annual Groundwater	**Date Collected:**	10/21/15 1030
Sample Matrix:	Water	**Date Received:**	10/22/15
		Date Analyzed:	10/23/15 15:21
Sample Name:	BAT-EW-4-151021	**Units:**	µg/L
Lab Code:	R1509047-003	**Basis:**	NA

Volatile Organic Compounds by GC/MS

Analytical Method:	8260C	**Analysis Lot:**	468624
Prep Method:	EPA 5030C		
Data File Name:	I:\ACQUDATA\msvoa10\data\102315\F3391.D\	**Instrument Name:**	R-MS-10
		Dilution Factor:	1

CAS No.	Analyte Name	Result	Q	MRL	MDL	Note

Surrogate Name	%Rec	Control Limits	Date Analyzed	Q
4-Bromofluorobenzene	101	85-122	10/23/15 15:21	
Toluene-d8	103	87-121	10/23/15 15:21	
Dibromofluoromethane	101	89-119	10/23/15 15:21	

Client:	CB&I	**Service Request:**	R1509047
Project:	Textron Wheatfield/Annual Groundwater	**Date Collected:**	10/21/15 1045
Sample Matrix:	Water	**Date Received:**	10/22/15
		Date Analyzed:	10/26/15 17:56
Sample Name:	BAT-EW-5-151021	**Units:**	µg/L
Lab Code:	R1509047-004	**Basis:**	NA

Volatile Organic Compounds by GC/MS

Analytical Method:	8260C	**Analysis Lot:**	468926
Prep Method:	EPA 5030C		
Data File Name:	I:\ACQUDATA\msvoa10\data\102615\F3458.D\	**Instrument Name:**	R-MS-10
		Dilution Factor:	2

CAS No.	Analyte Name	Result	Q	MRL	MDL	Note
74-87-3	Chloromethane	2.0	U	2.0	0.42	
75-01-4	Vinyl Chloride	**230**		2.0	0.64	
75-00-3	Chloroethane	2.0	U	2.0	0.48	
74-83-9	Bromomethane	2.0	U	2.0	0.58	
75-35-4	1,1-Dichloroethene	2.0	U	2.0	1.2	
67-64-1	Acetone	10	U	10	2.5	
75-15-0	Carbon Disulfide	**6.4**		2.0	0.44	
75-09-2	Methylene Chloride	2.0	U	2.0	1.2	
156-60-5	trans-1,2-Dichloroethene	**2.8**		2.0	0.66	
75-34-3	1,1-Dichloroethane	**2.6**		2.0	0.40	
156-59-2	cis-1,2-Dichloroethene	**140**		2.0	0.60	
78-93-3	2-Butanone (MEK)	10	U	10	1.7	
67-66-3	Chloroform	2.0	U	2.0	0.50	
71-55-6	1,1,1-Trichloroethane	**1.5**	J	2.0	0.72	
56-23-5	Carbon Tetrachloride	2.0	U	2.0	0.90	
71-43-2	Benzene	2.0	U	2.0	0.40	
107-06-2	1,2-Dichloroethane	2.0	U	2.0	0.72	
79-01-6	Trichloroethene	**1.2**	J	2.0	0.44	
78-87-5	1,2-Dichloropropane	2.0	U	2.0	0.40	
75-27-4	Bromodichloromethane	2.0	U	2.0	0.64	
10061-01-5	cis-1,3-Dichloropropene	2.0	U	2.0	0.48	
108-10-1	4-Methyl-2-pentanone (MIBK)	10	U	10	1.4	
108-88-3	Toluene	2.0	U	2.0	0.40	
10061-02-6	trans-1,3-Dichloropropene	2.0	U	2.0	0.40	
79-00-5	1,1,2-Trichloroethane	2.0	U	2.0	0.68	
127-18-4	Tetrachloroethene	2.0	U	2.0	0.60	
591-78-6	2-Hexanone	10	U	10	3.4	
124-48-1	Dibromochloromethane	2.0	U	2.0	0.62	
108-90-7	Chlorobenzene	2.0	U	2.0	0.58	
100-41-4	Ethylbenzene	2.0	U	2.0	0.40	
179601-23-1	m,p-Xylenes	4.0	U	4.0	0.66	
95-47-6	o-Xylene	2.0	U	2.0	0.40	
100-42-5	Styrene	2.0	U	2.0	0.40	
75-25-2	Bromoform	2.0	U	2.0	0.84	
79-34-5	1,1,2,2-Tetrachloroethane	2.0	U	2.0	0.50	

Client:	CB&I	**Service Request:**	R1509047
Project:	Textron Wheatfield/Annual Groundwater	**Date Collected:**	10/21/15 1045
Sample Matrix:	Water	**Date Received:**	10/22/15
		Date Analyzed:	10/26/15 17:56
Sample Name:	BAT-EW-5-151021	**Units:**	µg/L
Lab Code:	R1509047-004	**Basis:**	NA

Volatile Organic Compounds by GC/MS

Analytical Method:	8260C	**Analysis Lot:**	468926
Prep Method:	EPA 5030C		
Data File Name:	I:\ACQUDATA\msvoa10\data\102615\F3458.D\	**Instrument Name:**	R-MS-10
		Dilution Factor:	2

CAS No.	Analyte Name	Result	Q	MRL	MDL	Note

Surrogate Name	%Rec	Control Limits	Date Analyzed	Q
4-Bromofluorobenzene	100	85-122	10/26/15 17:56	
Toluene-d8	104	87-121	10/26/15 17:56	
Dibromofluoromethane	102	89-119	10/26/15 17:56	

Client:	CB&I	**Service Request:**	R1509047
Project:	Textron Wheatfield/Annual Groundwater	**Date Collected:**	10/21/15 1115
Sample Matrix:	Water	**Date Received:**	10/22/15
		Date Analyzed:	10/23/15 16:09
Sample Name:	BAT-EW-6-151021	**Units:**	µg/L
Lab Code:	R1509047-005	**Basis:**	NA

Volatile Organic Compounds by GC/MS

Analytical Method:	8260C	**Analysis Lot:**	468624
Prep Method:	EPA 5030C		
Data File Name:	I:\ACQUDATA\msvoa10\data\102315\F3393.D\	**Instrument Name:**	R-MS-10
		Dilution Factor:	1

CAS No.	Analyte Name	Result	Q	MRL	MDL	Note
74-87-3	Chloromethane	1.0	U	1.0	0.21	
75-01-4	Vinyl Chloride	**0.65**	J	1.0	0.32	
75-00-3	Chloroethane	1.0	U	1.0	0.24	
74-83-9	Bromomethane	1.0	U	1.0	0.29	
75-35-4	1,1-Dichloroethene	1.0	U	1.0	0.57	
67-64-1	Acetone	5.0	U	5.0	1.3	
75-15-0	Carbon Disulfide	1.0	U	1.0	0.22	
75-09-2	Methylene Chloride	1.0	U	1.0	0.60	
156-60-5	trans-1,2-Dichloroethene	**1.6**		1.0	0.33	
75-34-3	1,1-Dichloroethane	**3.6**		1.0	0.20	
156-59-2	cis-1,2-Dichloroethene	**19**		1.0	0.30	
78-93-3	2-Butanone (MEK)	5.0	U	5.0	0.81	
67-66-3	Chloroform	**0.68**	J	1.0	0.25	
71-55-6	1,1,1-Trichloroethane	**3.5**		1.0	0.36	
56-23-5	Carbon Tetrachloride	1.0	U	1.0	0.45	
71-43-2	Benzene	1.0	U	1.0	0.20	
107-06-2	1,2-Dichloroethane	1.0	U	1.0	0.36	
79-01-6	Trichloroethene	**1.3**		1.0	0.22	
78-87-5	1,2-Dichloropropane	1.0	U	1.0	0.20	
75-27-4	Bromodichloromethane	1.0	U	1.0	0.32	
10061-01-5	cis-1,3-Dichloropropene	1.0	U	1.0	0.24	
108-10-1	4-Methyl-2-pentanone (MIBK)	5.0	U	5.0	0.67	
108-88-3	Toluene	1.0	U	1.0	0.20	
10061-02-6	trans-1,3-Dichloropropene	1.0	U	1.0	0.20	
79-00-5	1,1,2-Trichloroethane	1.0	U	1.0	0.34	
127-18-4	Tetrachloroethene	1.0	U	1.0	0.30	
591-78-6	2-Hexanone	5.0	U	5.0	1.7	
124-48-1	Dibromochloromethane	1.0	U	1.0	0.31	
108-90-7	Chlorobenzene	1.0	U	1.0	0.29	
100-41-4	Ethylbenzene	1.0	U	1.0	0.20	
179601-23-1	m,p-Xylenes	2.0	U	2.0	0.33	
95-47-6	o-Xylene	1.0	U	1.0	0.20	
100-42-5	Styrene	1.0	U	1.0	0.20	
75-25-2	Bromoform	1.0	U	1.0	0.42	
79-34-5	1,1,2,2-Tetrachloroethane	1.0	U	1.0	0.25	

Client:	CB&I	**Service Request:**	R1509047
Project:	Textron Wheatfield/Annual Groundwater	**Date Collected:**	10/21/15 1115
Sample Matrix:	Water	**Date Received:**	10/22/15
		Date Analyzed:	10/23/15 16:09
Sample Name:	BAT-EW-6-151021	**Units:**	µg/L
Lab Code:	R1509047-005	**Basis:**	NA

Volatile Organic Compounds by GC/MS

Analytical Method:	8260C	**Analysis Lot:**	468624
Prep Method:	EPA 5030C		
Data File Name:	I:\ACQUDATA\msvoa10\data\102315\F3393.D\	**Instrument Name:**	R-MS-10
		Dilution Factor:	1

CAS No.	Analyte Name	Result	Q	MRL	MDL	Note

Surrogate Name	%Rec	Control Limits	Date Analyzed	Q
4-Bromofluorobenzene	98	85-122	10/23/15 16:09	
Toluene-d8	102	87-121	10/23/15 16:09	
Dibromofluoromethane	99	89-119	10/23/15 16:09	

Client:	CB&I	**Service Request:**	R1509047
Project:	Textron Wheatfield/Annual Groundwater	**Date Collected:**	10/21/15 1150
Sample Matrix:	Water	**Date Received:**	10/22/15
		Date Analyzed:	10/23/15 16:34
Sample Name:	BAT-93-03(1)-151021	**Units:**	µg/L
Lab Code:	R1509047-006	**Basis:**	NA

Volatile Organic Compounds by GC/MS

Analytical Method:	8260C	**Analysis Lot:**	468624
Prep Method:	EPA 5030C		
Data File Name:	I:\ACQUDATA\msvoa10\data\102315\F3394.D\	**Instrument Name:**	R-MS-10
		Dilution Factor:	1

CAS No.	Analyte Name	Result	Q	MRL	MDL	Note
74-87-3	Chloromethane	1.0	U	1.0	0.21	
75-01-4	Vinyl Chloride	1.0	U	1.0	0.32	
75-00-3	Chloroethane	1.0	U	1.0	0.24	
74-83-9	Bromomethane	1.0	U	1.0	0.29	
75-35-4	1,1-Dichloroethene	1.0	U	1.0	0.57	
67-64-1	Acetone	5.0	U	5.0	1.3	
75-15-0	Carbon Disulfide	**4.5**		1.0	0.22	
75-09-2	Methylene Chloride	1.0	U	1.0	0.60	
156-60-5	trans-1,2-Dichloroethene	1.0	U	1.0	0.33	
75-34-3	1,1-Dichloroethane	1.0	U	1.0	0.20	
156-59-2	cis-1,2-Dichloroethene	**0.37**	J	1.0	0.30	
78-93-3	2-Butanone (MEK)	5.0	U	5.0	0.81	
67-66-3	Chloroform	1.0	U	1.0	0.25	
71-55-6	1,1,1-Trichloroethane	1.0	U	1.0	0.36	
56-23-5	Carbon Tetrachloride	1.0	U	1.0	0.45	
71-43-2	Benzene	1.0	U	1.0	0.20	
107-06-2	1,2-Dichloroethane	1.0	U	1.0	0.36	
79-01-6	Trichloroethene	1.0	U	1.0	0.22	
78-87-5	1,2-Dichloropropane	1.0	U	1.0	0.20	
75-27-4	Bromodichloromethane	1.0	U	1.0	0.32	
10061-01-5	cis-1,3-Dichloropropene	1.0	U	1.0	0.24	
108-10-1	4-Methyl-2-pentanone (MIBK)	5.0	U	5.0	0.67	
108-88-3	Toluene	1.0	U	1.0	0.20	
10061-02-6	trans-1,3-Dichloropropene	1.0	U	1.0	0.20	
79-00-5	1,1,2-Trichloroethane	1.0	U	1.0	0.34	
127-18-4	Tetrachloroethene	1.0	U	1.0	0.30	
591-78-6	2-Hexanone	5.0	U	5.0	1.7	
124-48-1	Dibromochloromethane	1.0	U	1.0	0.31	
108-90-7	Chlorobenzene	1.0	U	1.0	0.29	
100-41-4	Ethylbenzene	1.0	U	1.0	0.20	
179601-23-1	m,p-Xylenes	2.0	U	2.0	0.33	
95-47-6	o-Xylene	1.0	U	1.0	0.20	
100-42-5	Styrene	1.0	U	1.0	0.20	
75-25-2	Bromoform	1.0	U	1.0	0.42	
79-34-5	1,1,2,2-Tetrachloroethane	1.0	U	1.0	0.25	

Client:	CB&I	**Service Request:**	R1509047
Project:	Textron Wheatfield/Annual Groundwater	**Date Collected:**	10/21/15 1150
Sample Matrix:	Water	**Date Received:**	10/22/15
		Date Analyzed:	10/23/15 16:34
Sample Name:	BAT-93-03(1)-151021	**Units:**	µg/L
Lab Code:	R1509047-006	**Basis:**	NA

Volatile Organic Compounds by GC/MS

Analytical Method:	8260C	**Analysis Lot:**	468624
Prep Method:	EPA 5030C		
Data File Name:	I:\ACQUDATA\msvoa10\data\102315\F3394.D\	**Instrument Name:**	R-MS-10
		Dilution Factor:	1

CAS No.	Analyte Name	Result	Q	MRL	MDL	Note

Surrogate Name	%Rec	Control Limits	Date Analyzed	Q
4-Bromofluorobenzene	97	85-122	10/23/15 16:34	
Toluene-d8	102	87-121	10/23/15 16:34	
Dibromofluoromethane	101	89-119	10/23/15 16:34	

Client:	CB&I	**Service Request:**	R1509047
Project:	Textron Wheatfield/Annual Groundwater	**Date Collected:**	10/21/15 1225
Sample Matrix:	Water	**Date Received:**	10/22/15
		Date Analyzed:	10/23/15 16:58
Sample Name:	BAT-87-21(1)-151021	**Units:**	µg/L
Lab Code:	R1509047-007	**Basis:**	NA

Volatile Organic Compounds by GC/MS

Analytical Method:	8260C	**Analysis Lot:**	468624
Prep Method:	EPA 5030C		
Data File Name:	I:\ACQUDATA\msvoa10\data\102315\F3395.D\	**Instrument Name:**	R-MS-10
		Dilution Factor:	1

CAS No.	Analyte Name	Result	Q	MRL	MDL	Note
74-87-3	Chloromethane	1.0	U	1.0	0.21	
75-01-4	Vinyl Chloride	**36**		1.0	0.32	
75-00-3	Chloroethane	1.0	U	1.0	0.24	
74-83-9	Bromomethane	1.0	U	1.0	0.29	
75-35-4	1,1-Dichloroethene	1.0	U	1.0	0.57	
67-64-1	Acetone	5.0	U	5.0	1.3	
75-15-0	Carbon Disulfide	1.0	U	1.0	0.22	
75-09-2	Methylene Chloride	1.0	U	1.0	0.60	
156-60-5	trans-1,2-Dichloroethene	**0.92**	J	1.0	0.33	
75-34-3	1,1-Dichloroethane	**2.4**		1.0	0.20	
156-59-2	cis-1,2-Dichloroethene	**200**	E	1.0	0.30	
78-93-3	2-Butanone (MEK)	5.0	U	5.0	0.81	
67-66-3	Chloroform	**0.37**	J	1.0	0.25	
71-55-6	1,1,1-Trichloroethane	**2.8**		1.0	0.36	
56-23-5	Carbon Tetrachloride	1.0	U	1.0	0.45	
71-43-2	Benzene	1.0	U	1.0	0.20	
107-06-2	1,2-Dichloroethane	1.0	U	1.0	0.36	
79-01-6	Trichloroethene	**5.2**		1.0	0.22	
78-87-5	1,2-Dichloropropane	1.0	U	1.0	0.20	
75-27-4	Bromodichloromethane	1.0	U	1.0	0.32	
10061-01-5	cis-1,3-Dichloropropene	1.0	U	1.0	0.24	
108-10-1	4-Methyl-2-pentanone (MIBK)	5.0	U	5.0	0.67	
108-88-3	Toluene	1.0	U	1.0	0.20	
10061-02-6	trans-1,3-Dichloropropene	1.0	U	1.0	0.20	
79-00-5	1,1,2-Trichloroethane	1.0	U	1.0	0.34	
127-18-4	Tetrachloroethene	1.0	U	1.0	0.30	
591-78-6	2-Hexanone	5.0	U	5.0	1.7	
124-48-1	Dibromochloromethane	1.0	U	1.0	0.31	
108-90-7	Chlorobenzene	1.0	U	1.0	0.29	
100-41-4	Ethylbenzene	1.0	U	1.0	0.20	
179601-23-1	m,p-Xylenes	2.0	U	2.0	0.33	
95-47-6	o-Xylene	1.0	U	1.0	0.20	
100-42-5	Styrene	1.0	U	1.0	0.20	
75-25-2	Bromoform	1.0	U	1.0	0.42	
79-34-5	1,1,2,2-Tetrachloroethane	1.0	U	1.0	0.25	

Client:	CB&I	**Service Request:**	R1509047
Project:	Textron Wheatfield/Annual Groundwater	**Date Collected:**	10/21/15 1225
Sample Matrix:	Water	**Date Received:**	10/22/15
		Date Analyzed:	10/23/15 16:58
Sample Name:	BAT-87-21(1)-151021	**Units:**	µg/L
Lab Code:	R1509047-007	**Basis:**	NA

Volatile Organic Compounds by GC/MS

Analytical Method:	8260C	**Analysis Lot:**	468624
Prep Method:	EPA 5030C		
Data File Name:	I:\ACQUDATA\msvoa10\data\102315\F3395.D\	**Instrument Name:**	R-MS-10
		Dilution Factor:	1

CAS No.	Analyte Name	Result	Q	MRL	MDL	Note

Surrogate Name	%Rec	Control Limits	Date Analyzed	Q
4-Bromofluorobenzene	100	85-122	10/23/15 16:58	
Toluene-d8	105	87-121	10/23/15 16:58	
Dibromofluoromethane	102	89-119	10/23/15 16:58	

Client:	CB&I	**Service Request:**	R1509047
Project:	Textron Wheatfield/Annual Groundwater	**Date Collected:**	10/21/15 1225
Sample Matrix:	Water	**Date Received:**	10/22/15
		Date Analyzed:	10/26/15 18:20
Sample Name:	BAT-87-21(1)-151021	**Units:**	µg/L
Lab Code:	R1509047-007	**Basis:**	NA
Run Type:	Dilution		

Volatile Organic Compounds by GC/MS

Analytical Method:	8260C	**Analysis Lot:**	468926
Prep Method:	EPA 5030C		
Data File Name:	I:\ACQUDATA\msvoa10\data\102615\F3459.D\	**Instrument Name:**	R-MS-10
		Dilution Factor:	2

CAS No.	Analyte Name	Result	Q	MRL	MDL	Note
74-87-3	Chloromethane	2.0	U	2.0	0.42	
75-01-4	Vinyl Chloride	**38**	D	2.0	0.64	
75-00-3	Chloroethane	2.0	U	2.0	0.48	
74-83-9	Bromomethane	2.0	U	2.0	0.58	
75-35-4	1,1-Dichloroethene	2.0	U	2.0	1.2	
67-64-1	Acetone	**4.5**	DJ	10	2.5	
75-15-0	Carbon Disulfide	2.0	U	2.0	0.44	
75-09-2	Methylene Chloride	2.0	U	2.0	1.2	
156-60-5	trans-1,2-Dichloroethene	2.0	U	2.0	0.66	
75-34-3	1,1-Dichloroethane	**2.3**	D	2.0	0.40	
156-59-2	cis-1,2-Dichloroethene	**200**	D	2.0	0.60	
78-93-3	2-Butanone (MEK)	10	U	10	1.7	
67-66-3	Chloroform	2.0	U	2.0	0.50	
71-55-6	1,1,1-Trichloroethane	**3.1**	D	2.0	0.72	
56-23-5	Carbon Tetrachloride	2.0	U	2.0	0.90	
71-43-2	Benzene	2.0	U	2.0	0.40	
107-06-2	1,2-Dichloroethane	2.0	U	2.0	0.72	
79-01-6	Trichloroethene	**4.9**	D	2.0	0.44	
78-87-5	1,2-Dichloropropane	2.0	U	2.0	0.40	
75-27-4	Bromodichloromethane	2.0	U	2.0	0.64	
10061-01-5	cis-1,3-Dichloropropene	2.0	U	2.0	0.48	
108-10-1	4-Methyl-2-pentanone (MIBK)	10	U	10	1.4	
108-88-3	Toluene	2.0	U	2.0	0.40	
10061-02-6	trans-1,3-Dichloropropene	2.0	U	2.0	0.40	
79-00-5	1,1,2-Trichloroethane	2.0	U	2.0	0.68	
127-18-4	Tetrachloroethene	2.0	U	2.0	0.60	
591-78-6	2-Hexanone	10	U	10	3.4	
124-48-1	Dibromochloromethane	2.0	U	2.0	0.62	
108-90-7	Chlorobenzene	2.0	U	2.0	0.58	
100-41-4	Ethylbenzene	2.0	U	2.0	0.40	
179601-23-1	m,p-Xylenes	4.0	U	4.0	0.66	
95-47-6	o-Xylene	2.0	U	2.0	0.40	
100-42-5	Styrene	2.0	U	2.0	0.40	
75-25-2	Bromoform	2.0	U	2.0	0.84	
79-34-5	1,1,2,2-Tetrachloroethane	2.0	U	2.0	0.50	

Client:	CB&I	**Service Request:**	R1509047
Project:	Textron Wheatfield/Annual Groundwater	**Date Collected:**	10/21/15 1225
Sample Matrix:	Water	**Date Received:**	10/22/15
		Date Analyzed:	10/26/15 18:20
Sample Name:	BAT-87-21(1)-151021	**Units:**	µg/L
Lab Code:	R1509047-007	**Basis:**	NA
Run Type:	Dilution		

Volatile Organic Compounds by GC/MS

Analytical Method:	8260C	**Analysis Lot:**	468926
Prep Method:	EPA 5030C		
Data File Name:	I:\ACQUDATA\msvoa10\data\102615\F3459.D\	**Instrument Name:**	R-MS-10
		Dilution Factor:	2

CAS No.	Analyte Name	Result	Q	MRL	MDL	Note

Surrogate Name	%Rec	Control Limits	Date Analyzed	Q
4-Bromofluorobenzene	97	85-122	10/26/15 18:20	
Toluene-d8	102	87-121	10/26/15 18:20	
Dibromofluoromethane	101	89-119	10/26/15 18:20	

Client:	CB&I	**Service Request:**	R1509047
Project:	Textron Wheatfield/Annual Groundwater	**Date Collected:**	10/21/15 1325
Sample Matrix:	Water	**Date Received:**	10/22/15
		Date Analyzed:	10/23/15 17:22
Sample Name:	BAT-87-22(1)-151021	**Units:**	µg/L
Lab Code:	R1509047-008	**Basis:**	NA

Volatile Organic Compounds by GC/MS

Analytical Method:	8260C	**Analysis Lot:**	468624
Prep Method:	EPA 5030C		
Data File Name:	I:\ACQUDATA\msvoa10\data\102315\F3396.D\	**Instrument Name:**	R-MS-10
		Dilution Factor:	1

CAS No.	Analyte Name	Result	Q	MRL	MDL	Note
74-87-3	Chloromethane	1.0	U	1.0	0.21	
75-01-4	Vinyl Chloride	**140**		1.0	0.32	
75-00-3	Chloroethane	1.0	U	1.0	0.24	
74-83-9	Bromomethane	1.0	U	1.0	0.29	
75-35-4	1,1-Dichloroethene	**1.2**		1.0	0.57	
67-64-1	Acetone	5.0	U	5.0	1.3	
75-15-0	Carbon Disulfide	**1.5**		1.0	0.22	
75-09-2	Methylene Chloride	1.0	U	1.0	0.60	
156-60-5	trans-1,2-Dichloroethene	**2.6**		1.0	0.33	
75-34-3	1,1-Dichloroethane	**4.4**		1.0	0.20	
156-59-2	cis-1,2-Dichloroethene	**510**	E	1.0	0.30	
78-93-3	2-Butanone (MEK)	5.0	U	5.0	0.81	
67-66-3	Chloroform	1.0	U	1.0	0.25	
71-55-6	1,1,1-Trichloroethane	**0.60**	J	1.0	0.36	
56-23-5	Carbon Tetrachloride	1.0	U	1.0	0.45	
71-43-2	Benzene	1.0	U	1.0	0.20	
107-06-2	1,2-Dichloroethane	1.0	U	1.0	0.36	
79-01-6	Trichloroethene	**2.2**		1.0	0.22	
78-87-5	1,2-Dichloropropane	1.0	U	1.0	0.20	
75-27-4	Bromodichloromethane	1.0	U	1.0	0.32	
10061-01-5	cis-1,3-Dichloropropene	1.0	U	1.0	0.24	
108-10-1	4-Methyl-2-pentanone (MIBK)	5.0	U	5.0	0.67	
108-88-3	Toluene	1.0	U	1.0	0.20	
10061-02-6	trans-1,3-Dichloropropene	1.0	U	1.0	0.20	
79-00-5	1,1,2-Trichloroethane	1.0	U	1.0	0.34	
127-18-4	Tetrachloroethene	1.0	U	1.0	0.30	
591-78-6	2-Hexanone	5.0	U	5.0	1.7	
124-48-1	Dibromochloromethane	1.0	U	1.0	0.31	
108-90-7	Chlorobenzene	1.0	U	1.0	0.29	
100-41-4	Ethylbenzene	1.0	U	1.0	0.20	
179601-23-1	m,p-Xylenes	2.0	U	2.0	0.33	
95-47-6	o-Xylene	1.0	U	1.0	0.20	
100-42-5	Styrene	1.0	U	1.0	0.20	
75-25-2	Bromoform	1.0	U	1.0	0.42	
79-34-5	1,1,2,2-Tetrachloroethane	1.0	U	1.0	0.25	

Client:	CB&I	**Service Request:**	R1509047
Project:	Textron Wheatfield/Annual Groundwater	**Date Collected:**	10/21/15 1325
Sample Matrix:	Water	**Date Received:**	10/22/15
		Date Analyzed:	10/23/15 17:22
Sample Name:	BAT-87-22(1)-151021	**Units:**	µg/L
Lab Code:	R1509047-008	**Basis:**	NA

Volatile Organic Compounds by GC/MS

Analytical Method:	8260C	**Analysis Lot:**	468624
Prep Method:	EPA 5030C		
Data File Name:	I:\ACQUDATA\msvoa10\data\102315\F3396.D\	**Instrument Name:**	R-MS-10
		Dilution Factor:	1

CAS No.	Analyte Name	Result	Q	MRL	MDL	Note

Surrogate Name	%Rec	Control Limits	Date Analyzed	Q
4-Bromofluorobenzene	100	85-122	10/23/15 17:22	
Toluene-d8	103	87-121	10/23/15 17:22	
Dibromofluoromethane	102	89-119	10/23/15 17:22	

Client:	CB&I	**Service Request:**	R1509047
Project:	Textron Wheatfield/Annual Groundwater	**Date Collected:**	10/21/15 1325
Sample Matrix:	Water	**Date Received:**	10/22/15
		Date Analyzed:	10/26/15 18:45
Sample Name:	BAT-87-22(1)-151021	**Units:**	µg/L
Lab Code:	R1509047-008	**Basis:**	NA
Run Type:	Dilution		

Volatile Organic Compounds by GC/MS

Analytical Method:	8260C	**Analysis Lot:**	468926
Prep Method:	EPA 5030C		
Data File Name:	I:\ACQUDATA\msvoa10\data\102615\F3460.D\	**Instrument Name:**	R-MS-10
		Dilution Factor:	5

CAS No.	Analyte Name	Result	Q	MRL	MDL	Note
74-87-3	Chloromethane	5.0	U	5.0	1.1	
75-01-4	Vinyl Chloride	**130**	D	5.0	1.6	
75-00-3	Chloroethane	5.0	U	5.0	1.2	
74-83-9	Bromomethane	5.0	U	5.0	1.5	
75-35-4	1,1-Dichloroethene	5.0	U	5.0	2.9	
67-64-1	Acetone	25	U	25	6.2	
75-15-0	Carbon Disulfide	5.0	U	5.0	1.1	
75-09-2	Methylene Chloride	5.0	U	5.0	3.0	
156-60-5	trans-1,2-Dichloroethene	**2.0**	DJ	5.0	1.7	
75-34-3	1,1-Dichloroethane	**4.1**	DJ	5.0	1.0	
156-59-2	cis-1,2-Dichloroethene	**460**	D	5.0	1.5	
78-93-3	2-Butanone (MEK)	25	U	25	4.1	
67-66-3	Chloroform	5.0	U	5.0	1.3	
71-55-6	1,1,1-Trichloroethane	5.0	U	5.0	1.8	
56-23-5	Carbon Tetrachloride	5.0	U	5.0	2.3	
71-43-2	Benzene	5.0	U	5.0	1.0	
107-06-2	1,2-Dichloroethane	5.0	U	5.0	1.8	
79-01-6	Trichloroethene	**2.3**	DJ	5.0	1.1	
78-87-5	1,2-Dichloropropane	5.0	U	5.0	1.0	
75-27-4	Bromodichloromethane	5.0	U	5.0	1.6	
10061-01-5	cis-1,3-Dichloropropene	5.0	U	5.0	1.2	
108-10-1	4-Methyl-2-pentanone (MIBK)	25	U	25	3.4	
108-88-3	Toluene	5.0	U	5.0	1.0	
10061-02-6	trans-1,3-Dichloropropene	5.0	U	5.0	1.0	
79-00-5	1,1,2-Trichloroethane	5.0	U	5.0	1.8	
127-18-4	Tetrachloroethene	5.0	U	5.0	1.5	
591-78-6	2-Hexanone	25	U	25	8.3	
124-48-1	Dibromochloromethane	5.0	U	5.0	1.6	
108-90-7	Chlorobenzene	5.0	U	5.0	1.5	
100-41-4	Ethylbenzene	5.0	U	5.0	1.0	
179601-23-1	m,p-Xylenes	10	U	10	1.7	
95-47-6	o-Xylene	5.0	U	5.0	1.0	
100-42-5	Styrene	5.0	U	5.0	1.0	
75-25-2	Bromoform	5.0	U	5.0	2.1	
79-34-5	1,1,2,2-Tetrachloroethane	5.0	U	5.0	1.3	

Client:	CB&I	**Service Request:**	R1509047
Project:	Textron Wheatfield/Annual Groundwater	**Date Collected:**	10/21/15 1325
Sample Matrix:	Water	**Date Received:**	10/22/15
		Date Analyzed:	10/26/15 18:45
Sample Name:	BAT-87-22(1)-151021	**Units:**	µg/L
Lab Code:	R1509047-008	**Basis:**	NA
Run Type:	Dilution		

Volatile Organic Compounds by GC/MS

Analytical Method:	8260C	**Analysis Lot:**	468926
Prep Method:	EPA 5030C		
Data File Name:	I:\ACQUDATA\msvoa10\data\102615\F3460.D\	**Instrument Name:**	R-MS-10
		Dilution Factor:	5

CAS No.	Analyte Name	Result	Q	MRL	MDL	Note

Surrogate Name	%Rec	Control Limits	Date Analyzed	Q
4-Bromofluorobenzene	99	85-122	10/26/15 18:45	
Toluene-d8	102	87-121	10/26/15 18:45	
Dibromofluoromethane	101	89-119	10/26/15 18:45	

Client:	CB&I	**Service Request:**	R1509047
Project:	Textron Wheatfield/Annual Groundwater	**Date Collected:**	10/21/15 1355
Sample Matrix:	Water	**Date Received:**	10/22/15
		Date Analyzed:	10/23/15 17:46
Sample Name:	BAT-87-20(1)-151021	**Units:**	µg/L
Lab Code:	R1509047-009	**Basis:**	NA

Volatile Organic Compounds by GC/MS

Analytical Method:	8260C	**Analysis Lot:**	468624
Prep Method:	EPA 5030C		
Data File Name:	I:\ACQUDATA\msvoa10\data\102315\F3397.D\	**Instrument Name:**	R-MS-10
		Dilution Factor:	25

CAS No.	Analyte Name	Result	Q	MRL	MDL	Note
74-87-3	Chloromethane	25	U	25	5.3	
75-01-4	Vinyl Chloride	**1600**		25	8.0	
75-00-3	Chloroethane	25	U	25	6.0	
74-83-9	Bromomethane	25	U	25	7.3	
75-35-4	1,1-Dichloroethene	**18**	J	25	15	
67-64-1	Acetone	130	U	130	31	
75-15-0	Carbon Disulfide	25	U	25	5.5	
75-09-2	Methylene Chloride	25	U	25	15	
156-60-5	trans-1,2-Dichloroethene	**24**	J	25	8.3	
75-34-3	1,1-Dichloroethane	**19**	J	25	5.0	
156-59-2	cis-1,2-Dichloroethene	**7200**	E	25	7.5	
78-93-3	2-Butanone (MEK)	130	U	130	21	
67-66-3	Chloroform	25	U	25	6.3	
71-55-6	1,1,1-Trichloroethane	**23**	J	25	9.0	
56-23-5	Carbon Tetrachloride	25	U	25	12	
71-43-2	Benzene	25	U	25	5.0	
107-06-2	1,2-Dichloroethane	25	U	25	9.0	
79-01-6	Trichloroethene	**26**		25	5.5	
78-87-5	1,2-Dichloropropane	25	U	25	5.0	
75-27-4	Bromodichloromethane	25	U	25	8.0	
10061-01-5	cis-1,3-Dichloropropene	25	U	25	6.0	
108-10-1	4-Methyl-2-pentanone (MIBK)	130	U	130	17	
108-88-3	Toluene	25	U	25	5.0	
10061-02-6	trans-1,3-Dichloropropene	25	U	25	5.0	
79-00-5	1,1,2-Trichloroethane	25	U	25	8.5	
127-18-4	Tetrachloroethene	25	U	25	7.5	
591-78-6	2-Hexanone	130	U	130	42	
124-48-1	Dibromochloromethane	25	U	25	7.8	
108-90-7	Chlorobenzene	25	U	25	7.3	
100-41-4	Ethylbenzene	25	U	25	5.0	
179601-23-1	m,p-Xylenes	50	U	50	8.3	
95-47-6	o-Xylene	25	U	25	5.0	
100-42-5	Styrene	25	U	25	5.0	
75-25-2	Bromoform	25	U	25	11	
79-34-5	1,1,2,2-Tetrachloroethane	25	U	25	6.3	

Client:	CB&I	**Service Request:**	R1509047
Project:	Textron Wheatfield/Annual Groundwater	**Date Collected:**	10/21/15 1355
Sample Matrix:	Water	**Date Received:**	10/22/15
		Date Analyzed:	10/23/15 17:46
Sample Name:	BAT-87-20(1)-151021	**Units:**	µg/L
Lab Code:	R1509047-009	**Basis:**	NA

Volatile Organic Compounds by GC/MS

Analytical Method:	8260C	**Analysis Lot:**	468624
Prep Method:	EPA 5030C		
Data File Name:	I:\ACQUDATA\msvoa10\data\102315\F3397.D\	**Instrument Name:**	R-MS-10
		Dilution Factor:	25

CAS No.	Analyte Name	Result	Q	MRL	MDL	Note

Surrogate Name	%Rec	Control Limits	Date Analyzed	Q
4-Bromofluorobenzene	100	85-122	10/23/15 17:46	
Toluene-d8	102	87-121	10/23/15 17:46	
Dibromofluoromethane	98	89-119	10/23/15 17:46	

Client:	CB&I	**Service Request:**	R1509047
Project:	Textron Wheatfield/Annual Groundwater	**Date Collected:**	10/21/15 1355
Sample Matrix:	Water	**Date Received:**	10/22/15
		Date Analyzed:	10/27/15 20:56
Sample Name:	BAT-87-20(1)-151021	**Units:**	µg/L
Lab Code:	R1509047-009	**Basis:**	NA
Run Type:	Dilution		

Volatile Organic Compounds by GC/MS

Analytical Method:	8260C	**Analysis Lot:**	469155
Data File Name:	I:\ACQUDATA\msvoa10\data\102715\F3522.D\	**Instrument Name:**	R-MS-10
		Dilution Factor:	100

CAS No.	Analyte Name	Result	Q	MRL	MDL	Note
74-87-3	Chloromethane	100	U	100	21	
75-01-4	Vinyl Chloride	**1500**	D	100	32	
75-00-3	Chloroethane	100	U	100	24	
74-83-9	Bromomethane	100	U	100	29	
75-35-4	1,1-Dichloroethene	100	U	100	57	
67-64-1	Acetone	500	U	500	130	
75-15-0	Carbon Disulfide	100	U	100	22	
75-09-2	Methylene Chloride	100	U	100	60	
156-60-5	trans-1,2-Dichloroethene	100	U	100	33	
75-34-3	1,1-Dichloroethane	100	U	100	20	
156-59-2	cis-1,2-Dichloroethene	**6800**	D	100	30	
78-93-3	2-Butanone (MEK)	500	U	500	81	
67-66-3	Chloroform	100	U	100	25	
71-55-6	1,1,1-Trichloroethane	100	U	100	36	
56-23-5	Carbon Tetrachloride	100	U	100	45	
71-43-2	Benzene	100	U	100	20	
107-06-2	1,2-Dichloroethane	100	U	100	36	
79-01-6	Trichloroethene	**26**	J	100	22	
78-87-5	1,2-Dichloropropane	100	U	100	20	
75-27-4	Bromodichloromethane	100	U	100	32	
10061-01-5	cis-1,3-Dichloropropene	100	U	100	24	
108-10-1	4-Methyl-2-pentanone (MIBK)	500	U	500	67	
108-88-3	Toluene	100	U	100	20	
10061-02-6	trans-1,3-Dichloropropene	100	U	100	20	
79-00-5	1,1,2-Trichloroethane	100	U	100	34	
127-18-4	Tetrachloroethene	100	U	100	30	
591-78-6	2-Hexanone	500	U	500	170	
124-48-1	Dibromochloromethane	100	U	100	31	
108-90-7	Chlorobenzene	100	U	100	29	
100-41-4	Ethylbenzene	100	U	100	20	
179601-23-1	m,p-Xylenes	200	U	200	33	
95-47-6	o-Xylene	100	U	100	20	
100-42-5	Styrene	100	U	100	20	
75-25-2	Bromoform	100	U	100	42	
79-34-5	1,1,2,2-Tetrachloroethane	100	U	100	25	

Client:	CB&I	**Service Request:**	R1509047
Project:	Textron Wheatfield/Annual Groundwater	**Date Collected:**	10/21/15 1355
Sample Matrix:	Water	**Date Received:**	10/22/15
		Date Analyzed:	10/27/15 20:56
Sample Name:	BAT-87-20(1)-151021	**Units:**	Percent
Lab Code:	R1509047-009	**Basis:**	NA
Run Type:	Dilution		

Volatile Organic Compounds by GC/MS

Analytical Method:	8260C	**Analysis Lot:**	469155
Data File Name:	I:\ACQUDATA\msvoa10\data\102715\F3522.D\	**Instrument Name:**	R-MS-10
		Dilution Factor:	100

Surrogate Name	%Rec	Control Limits	Date Analyzed	Q
4-Bromofluorobenzene	100	85-122	10/27/15 20:56	
Toluene-d8	102	87-121	10/27/15 20:56	
Dibromofluoromethane	100	89-119	10/27/15 20:56	

Client:	CB&I	**Service Request:**	R1509047
Project:	Textron Wheatfield/Annual Groundwater	**Date Collected:**	10/21/15 1415
Sample Matrix:	Water	**Date Received:**	10/22/15
		Date Analyzed:	10/23/15 18:11
Sample Name:	BAT-87-19(1)-151021	**Units:**	µg/L
Lab Code:	R1509047-010	**Basis:**	NA

Volatile Organic Compounds by GC/MS

Analytical Method:	8260C	**Analysis Lot:**	468624
Prep Method:	EPA 5030C		
Data File Name:	I:\ACQUDATA\msvoa10\data\102315\F3398.D\	**Instrument Name:**	R-MS-10
		Dilution Factor:	1

CAS No.	Analyte Name	Result	Q	MRL	MDL	Note
74-87-3	Chloromethane	1.0	U	1.0	0.21	
75-01-4	Vinyl Chloride	**2.5**		1.0	0.32	
75-00-3	Chloroethane	1.0	U	1.0	0.24	
74-83-9	Bromomethane	1.0	U	1.0	0.29	
75-35-4	1,1-Dichloroethene	1.0	U	1.0	0.57	
67-64-1	Acetone	5.0	U	5.0	1.3	
75-15-0	Carbon Disulfide	**0.25**	J	1.0	0.22	
75-09-2	Methylene Chloride	1.0	U	1.0	0.60	
156-60-5	trans-1,2-Dichloroethene	1.0	U	1.0	0.33	
75-34-3	1,1-Dichloroethane	1.0	U	1.0	0.20	
156-59-2	cis-1,2-Dichloroethene	**5.9**		1.0	0.30	
78-93-3	2-Butanone (MEK)	5.0	U	5.0	0.81	
67-66-3	Chloroform	1.0	U	1.0	0.25	
71-55-6	1,1,1-Trichloroethane	1.0	U	1.0	0.36	
56-23-5	Carbon Tetrachloride	1.0	U	1.0	0.45	
71-43-2	Benzene	1.0	U	1.0	0.20	
107-06-2	1,2-Dichloroethane	1.0	U	1.0	0.36	
79-01-6	Trichloroethene	1.0	U	1.0	0.22	
78-87-5	1,2-Dichloropropane	1.0	U	1.0	0.20	
75-27-4	Bromodichloromethane	1.0	U	1.0	0.32	
10061-01-5	cis-1,3-Dichloropropene	1.0	U	1.0	0.24	
108-10-1	4-Methyl-2-pentanone (MIBK)	5.0	U	5.0	0.67	
108-88-3	Toluene	1.0	U	1.0	0.20	
10061-02-6	trans-1,3-Dichloropropene	1.0	U	1.0	0.20	
79-00-5	1,1,2-Trichloroethane	1.0	U	1.0	0.34	
127-18-4	Tetrachloroethene	1.0	U	1.0	0.30	
591-78-6	2-Hexanone	5.0	U	5.0	1.7	
124-48-1	Dibromochloromethane	1.0	U	1.0	0.31	
108-90-7	Chlorobenzene	1.0	U	1.0	0.29	
100-41-4	Ethylbenzene	1.0	U	1.0	0.20	
179601-23-1	m,p-Xylenes	2.0	U	2.0	0.33	
95-47-6	o-Xylene	1.0	U	1.0	0.20	
100-42-5	Styrene	1.0	U	1.0	0.20	
75-25-2	Bromoform	1.0	U	1.0	0.42	
79-34-5	1,1,2,2-Tetrachloroethane	1.0	U	1.0	0.25	

Client:	CB&I	**Service Request:**	R1509047
Project:	Textron Wheatfield/Annual Groundwater	**Date Collected:**	10/21/15 1415
Sample Matrix:	Water	**Date Received:**	10/22/15
		Date Analyzed:	10/23/15 18:11
Sample Name:	BAT-87-19(1)-151021	**Units:**	µg/L
Lab Code:	R1509047-010	**Basis:**	NA

Volatile Organic Compounds by GC/MS

Analytical Method:	8260C	**Analysis Lot:**	468624
Prep Method:	EPA 5030C		
Data File Name:	I:\ACQUDATA\msvoa10\data\102315\F3398.D\	**Instrument Name:**	R-MS-10
		Dilution Factor:	1

CAS No.	Analyte Name	Result	Q	MRL	MDL	Note

Surrogate Name	%Rec	Control Limits	Date Analyzed	Q
4-Bromofluorobenzene	100	85-122	10/23/15 18:11	
Toluene-d8	103	87-121	10/23/15 18:11	
Dibromofluoromethane	101	89-119	10/23/15 18:11	

Client:	CB&I	**Service Request:**	R1509047
Project:	Textron Wheatfield/Annual Groundwater	**Date Collected:**	10/21/15 1445
Sample Matrix:	Water	**Date Received:**	10/22/15
		Date Analyzed:	10/26/15 21:10
Sample Name:	BAT-89-14(1)-151021	**Units:**	µg/L
Lab Code:	R1509047-011	**Basis:**	NA

Volatile Organic Compounds by GC/MS

Analytical Method:	8260C	**Analysis Lot:**	468926
Prep Method:	EPA 5030C		
Data File Name:	I:\ACQUDATA\msvoa10\data\102615\F3466.D\	**Instrument Name:**	R-MS-10
		Dilution Factor:	2

CAS No.	Analyte Name	Result	Q	MRL	MDL	Note
74-87-3	Chloromethane	2.0	U	2.0	0.42	
75-01-4	Vinyl Chloride	**220**		2.0	0.64	
75-00-3	Chloroethane	2.0	U	2.0	0.48	
74-83-9	Bromomethane	2.0	U	2.0	0.58	
75-35-4	1,1-Dichloroethene	2.0	U	2.0	1.2	
67-64-1	Acetone	10	U	10	2.5	
75-15-0	Carbon Disulfide	2.0	U	2.0	0.44	
75-09-2	Methylene Chloride	2.0	U	2.0	1.2	
156-60-5	trans-1,2-Dichloroethene	**1.6**	J	2.0	0.66	
75-34-3	1,1-Dichloroethane	**16**		2.0	0.40	
156-59-2	cis-1,2-Dichloroethene	**110**		2.0	0.60	
78-93-3	2-Butanone (MEK)	10	U	10	1.7	
67-66-3	Chloroform	2.0	U	2.0	0.50	
71-55-6	1,1,1-Trichloroethane	**1.1**	J	2.0	0.72	
56-23-5	Carbon Tetrachloride	2.0	U	2.0	0.90	
71-43-2	Benzene	2.0	U	2.0	0.40	
107-06-2	1,2-Dichloroethane	2.0	U	2.0	0.72	
79-01-6	Trichloroethene	**1.5**	J	2.0	0.44	
78-87-5	1,2-Dichloropropane	2.0	U	2.0	0.40	
75-27-4	Bromodichloromethane	2.0	U	2.0	0.64	
10061-01-5	cis-1,3-Dichloropropene	2.0	U	2.0	0.48	
108-10-1	4-Methyl-2-pentanone (MIBK)	10	U	10	1.4	
108-88-3	Toluene	2.0	U	2.0	0.40	
10061-02-6	trans-1,3-Dichloropropene	2.0	U	2.0	0.40	
79-00-5	1,1,2-Trichloroethane	2.0	U	2.0	0.68	
127-18-4	Tetrachloroethene	2.0	U	2.0	0.60	
591-78-6	2-Hexanone	10	U	10	3.4	
124-48-1	Dibromochloromethane	2.0	U	2.0	0.62	
108-90-7	Chlorobenzene	2.0	U	2.0	0.58	
100-41-4	Ethylbenzene	2.0	U	2.0	0.40	
179601-23-1	m,p-Xylenes	4.0	U	4.0	0.66	
95-47-6	o-Xylene	2.0	U	2.0	0.40	
100-42-5	Styrene	2.0	U	2.0	0.40	
75-25-2	Bromoform	2.0	U	2.0	0.84	
79-34-5	1,1,2,2-Tetrachloroethane	2.0	U	2.0	0.50	

Client:	CB&I	**Service Request:**	R1509047
Project:	Textron Wheatfield/Annual Groundwater	**Date Collected:**	10/21/15 1445
Sample Matrix:	Water	**Date Received:**	10/22/15
		Date Analyzed:	10/26/15 21:10
Sample Name:	BAT-89-14(1)-151021	**Units:**	µg/L
Lab Code:	R1509047-011	**Basis:**	NA

Volatile Organic Compounds by GC/MS

Analytical Method:	8260C	**Analysis Lot:**	468926
Prep Method:	EPA 5030C		
Data File Name:	I:\ACQUDATA\msvoa10\data\102615\F3466.D\	**Instrument Name:**	R-MS-10
		Dilution Factor:	2

CAS No.	Analyte Name	Result	Q	MRL	MDL	Note

Surrogate Name	%Rec	Control Limits	Date Analyzed	Q
4-Bromofluorobenzene	103	85-122	10/26/15 21:10	
Toluene-d8	105	87-121	10/26/15 21:10	
Dibromofluoromethane	102	89-119	10/26/15 21:10	

Client:	CB&I	**Service Request:**	R1509047
Project:	Textron Wheatfield/Annual Groundwater	**Date Collected:**	10/21/15 1505
Sample Matrix:	Water	**Date Received:**	10/22/15
		Date Analyzed:	10/23/15 13:44
Sample Name:	BAT-FB-1-151021	**Units:**	µg/L
Lab Code:	R1509047-012	**Basis:**	NA

Volatile Organic Compounds by GC/MS

Analytical Method:	8260C	**Analysis Lot:**	468624
Prep Method:	EPA 5030C		
Data File Name:	I:\ACQUDATA\msvoa10\data\102315\F3387.D\	**Instrument Name:**	R-MS-10
		Dilution Factor:	1

CAS No.	Analyte Name	Result	Q	MRL	MDL	Note
74-87-3	Chloromethane	1.0	U	1.0	0.21	
75-01-4	Vinyl Chloride	1.0	U	1.0	0.32	
75-00-3	Chloroethane	1.0	U	1.0	0.24	
74-83-9	Bromomethane	1.0	U	1.0	0.29	
75-35-4	1,1-Dichloroethene	1.0	U	1.0	0.57	
67-64-1	Acetone	5.0	U	5.0	1.3	
75-15-0	Carbon Disulfide	1.0	U	1.0	0.22	
75-09-2	Methylene Chloride	1.0	U	1.0	0.60	
156-60-5	trans-1,2-Dichloroethene	1.0	U	1.0	0.33	
75-34-3	1,1-Dichloroethane	1.0	U	1.0	0.20	
156-59-2	cis-1,2-Dichloroethene	1.0	U	1.0	0.30	
78-93-3	2-Butanone (MEK)	5.0	U	5.0	0.81	
67-66-3	Chloroform	1.0	U	1.0	0.25	
71-55-6	1,1,1-Trichloroethane	1.0	U	1.0	0.36	
56-23-5	Carbon Tetrachloride	1.0	U	1.0	0.45	
71-43-2	Benzene	1.0	U	1.0	0.20	
107-06-2	1,2-Dichloroethane	1.0	U	1.0	0.36	
79-01-6	Trichloroethene	1.0	U	1.0	0.22	
78-87-5	1,2-Dichloropropane	1.0	U	1.0	0.20	
75-27-4	Bromodichloromethane	1.0	U	1.0	0.32	
10061-01-5	cis-1,3-Dichloropropene	1.0	U	1.0	0.24	
108-10-1	4-Methyl-2-pentanone (MIBK)	5.0	U	5.0	0.67	
108-88-3	Toluene	1.0	U	1.0	0.20	
10061-02-6	trans-1,3-Dichloropropene	1.0	U	1.0	0.20	
79-00-5	1,1,2-Trichloroethane	1.0	U	1.0	0.34	
127-18-4	Tetrachloroethene	1.0	U	1.0	0.30	
591-78-6	2-Hexanone	5.0	U	5.0	1.7	
124-48-1	Dibromochloromethane	1.0	U	1.0	0.31	
108-90-7	Chlorobenzene	1.0	U	1.0	0.29	
100-41-4	Ethylbenzene	1.0	U	1.0	0.20	
179601-23-1	m,p-Xylenes	2.0	U	2.0	0.33	
95-47-6	o-Xylene	1.0	U	1.0	0.20	
100-42-5	Styrene	1.0	U	1.0	0.20	
75-25-2	Bromoform	1.0	U	1.0	0.42	
79-34-5	1,1,2,2-Tetrachloroethane	1.0	U	1.0	0.25	

Client:	CB&I	**Service Request:**	R1509047
Project:	Textron Wheatfield/Annual Groundwater	**Date Collected:**	10/21/15 1505
Sample Matrix:	Water	**Date Received:**	10/22/15
		Date Analyzed:	10/23/15 13:44
Sample Name:	BAT-FB-1-151021	**Units:**	µg/L
Lab Code:	R1509047-012	**Basis:**	NA

Volatile Organic Compounds by GC/MS

Analytical Method:	8260C	**Analysis Lot:**	468624
Prep Method:	EPA 5030C		
Data File Name:	I:\ACQUDATA\msvoa10\data\102315\F3387.D\	**Instrument Name:**	R-MS-10
		Dilution Factor:	1

CAS No.	Analyte Name	Result	Q	MRL	MDL	Note

Surrogate Name	%Rec	Control Limits	Date Analyzed	Q
4-Bromofluorobenzene	101	85-122	10/23/15 13:44	
Toluene-d8	104	87-121	10/23/15 13:44	
Dibromofluoromethane	101	89-119	10/23/15 13:44	

Client:	CB&I	**Service Request:**	R1509047
Project:	Textron Wheatfield/Annual Groundwater	**Date Collected:**	10/21/15 1530
Sample Matrix:	Water	**Date Received:**	10/22/15
		Date Analyzed:	10/23/15 18:35
Sample Name:	BAT-87-02-(3)-151021	**Units:**	µg/L
Lab Code:	R1509047-013	**Basis:**	NA

Volatile Organic Compounds by GC/MS

Analytical Method:	8260C	**Analysis Lot:**	468624
Prep Method:	EPA 5030C		
Data File Name:	I:\ACQUDATA\msvoa10\data\102315\F3399.D\	**Instrument Name:**	R-MS-10
		Dilution Factor:	1

CAS No.	Analyte Name	Result	Q	MRL	MDL	Note
74-87-3	Chloromethane	1.0	U	1.0	0.21	
75-01-4	Vinyl Chloride	1.0	U	1.0	0.32	
75-00-3	Chloroethane	1.0	U	1.0	0.24	
74-83-9	Bromomethane	1.0	U	1.0	0.29	
75-35-4	1,1-Dichloroethene	1.0	U	1.0	0.57	
67-64-1	Acetone	5.0	U	5.0	1.3	
75-15-0	Carbon Disulfide	**7.2**		1.0	0.22	
75-09-2	Methylene Chloride	1.0	U	1.0	0.60	
156-60-5	trans-1,2-Dichloroethene	1.0	U	1.0	0.33	
75-34-3	1,1-Dichloroethane	1.0	U	1.0	0.20	
156-59-2	cis-1,2-Dichloroethene	**0.47**	J	1.0	0.30	
78-93-3	2-Butanone (MEK)	5.0	U	5.0	0.81	
67-66-3	Chloroform	1.0	U	1.0	0.25	
71-55-6	1,1,1-Trichloroethane	1.0	U	1.0	0.36	
56-23-5	Carbon Tetrachloride	1.0	U	1.0	0.45	
71-43-2	Benzene	1.0	U	1.0	0.20	
107-06-2	1,2-Dichloroethane	1.0	U	1.0	0.36	
79-01-6	Trichloroethene	1.0	U	1.0	0.22	
78-87-5	1,2-Dichloropropane	1.0	U	1.0	0.20	
75-27-4	Bromodichloromethane	1.0	U	1.0	0.32	
10061-01-5	cis-1,3-Dichloropropene	1.0	U	1.0	0.24	
108-10-1	4-Methyl-2-pentanone (MIBK)	5.0	U	5.0	0.67	
108-88-3	Toluene	1.0	U	1.0	0.20	
10061-02-6	trans-1,3-Dichloropropene	1.0	U	1.0	0.20	
79-00-5	1,1,2-Trichloroethane	1.0	U	1.0	0.34	
127-18-4	Tetrachloroethene	1.0	U	1.0	0.30	
591-78-6	2-Hexanone	5.0	U	5.0	1.7	
124-48-1	Dibromochloromethane	1.0	U	1.0	0.31	
108-90-7	Chlorobenzene	1.0	U	1.0	0.29	
100-41-4	Ethylbenzene	1.0	U	1.0	0.20	
179601-23-1	m,p-Xylenes	2.0	U	2.0	0.33	
95-47-6	o-Xylene	1.0	U	1.0	0.20	
100-42-5	Styrene	1.0	U	1.0	0.20	
75-25-2	Bromoform	1.0	U	1.0	0.42	
79-34-5	1,1,2,2-Tetrachloroethane	1.0	U	1.0	0.25	

Client:	CB&I	**Service Request:**	R1509047
Project:	Textron Wheatfield/Annual Groundwater	**Date Collected:**	10/21/15 1530
Sample Matrix:	Water	**Date Received:**	10/22/15
		Date Analyzed:	10/23/15 18:35
Sample Name:	BAT-87-02-(3)-151021	**Units:**	µg/L
Lab Code:	R1509047-013	**Basis:**	NA

Volatile Organic Compounds by GC/MS

Analytical Method:	8260C	**Analysis Lot:**	468624
Prep Method:	EPA 5030C		
Data File Name:	I:\ACQUDATA\msvoa10\data\102315\F3399.D\	**Instrument Name:**	R-MS-10
		Dilution Factor:	1

CAS No.	Analyte Name	Result	Q	MRL	MDL	Note

Surrogate Name	%Rec	Control Limits	Date Analyzed	Q
4-Bromofluorobenzene	98	85-122	10/23/15 18:35	
Toluene-d8	104	87-121	10/23/15 18:35	
Dibromofluoromethane	104	89-119	10/23/15 18:35	

Client:	CB&I	**Service Request:**	R1509047
Project:	Textron Wheatfield/Annual Groundwater	**Date Collected:**	10/21/15 1550
Sample Matrix:	Water	**Date Received:**	10/22/15
		Date Analyzed:	10/23/15 18:59
Sample Name:	BAT-EW-7-151021	**Units:**	µg/L
Lab Code:	R1509047-014	**Basis:**	NA

Volatile Organic Compounds by GC/MS

Analytical Method:	8260C	**Analysis Lot:**	468624
Prep Method:	EPA 5030C		
Data File Name:	I:\ACQUDATA\msvoa10\data\102315\F3400.D\	**Instrument Name:**	R-MS-10
		Dilution Factor:	1

CAS No.	Analyte Name	Result	Q	MRL	MDL	Note
74-87-3	Chloromethane	1.0	U	1.0	0.21	
75-01-4	Vinyl Chloride	**380**	E	1.0	0.32	
75-00-3	Chloroethane	1.0	U	1.0	0.24	
74-83-9	Bromomethane	1.0	U	1.0	0.29	
75-35-4	1,1-Dichloroethene	**2.6**		1.0	0.57	
67-64-1	Acetone	5.0	U	5.0	1.3	
75-15-0	Carbon Disulfide	**2.3**		1.0	0.22	
75-09-2	Methylene Chloride	**8.6**		1.0	0.60	
156-60-5	trans-1,2-Dichloroethene	**3.8**		1.0	0.33	
75-34-3	1,1-Dichloroethane	**27**		1.0	0.20	
156-59-2	cis-1,2-Dichloroethene	**670**	E	1.0	0.30	
78-93-3	2-Butanone (MEK)	5.0	U	5.0	0.81	
67-66-3	Chloroform	1.0	U	1.0	0.25	
71-55-6	1,1,1-Trichloroethane	**52**		1.0	0.36	
56-23-5	Carbon Tetrachloride	1.0	U	1.0	0.45	
71-43-2	Benzene	1.0	U	1.0	0.20	
107-06-2	1,2-Dichloroethane	1.0	U	1.0	0.36	
79-01-6	Trichloroethene	**8.2**		1.0	0.22	
78-87-5	1,2-Dichloropropane	1.0	U	1.0	0.20	
75-27-4	Bromodichloromethane	1.0	U	1.0	0.32	
10061-01-5	cis-1,3-Dichloropropene	1.0	U	1.0	0.24	
108-10-1	4-Methyl-2-pentanone (MIBK)	5.0	U	5.0	0.67	
108-88-3	Toluene	1.0	U	1.0	0.20	
10061-02-6	trans-1,3-Dichloropropene	1.0	U	1.0	0.20	
79-00-5	1,1,2-Trichloroethane	1.0	U	1.0	0.34	
127-18-4	Tetrachloroethene	1.0	U	1.0	0.30	
591-78-6	2-Hexanone	5.0	U	5.0	1.7	
124-48-1	Dibromochloromethane	1.0	U	1.0	0.31	
108-90-7	Chlorobenzene	1.0	U	1.0	0.29	
100-41-4	Ethylbenzene	**0.20**	J	1.0	0.20	
179601-23-1	m,p-Xylenes	2.0	U	2.0	0.33	
95-47-6	o-Xylene	**0.24**	J	1.0	0.20	
100-42-5	Styrene	1.0	U	1.0	0.20	
75-25-2	Bromoform	1.0	U	1.0	0.42	
79-34-5	1,1,2,2-Tetrachloroethane	1.0	U	1.0	0.25	

Client:	CB&I	**Service Request:**	R1509047
Project:	Textron Wheatfield/Annual Groundwater	**Date Collected:**	10/21/15 1550
Sample Matrix:	Water	**Date Received:**	10/22/15
		Date Analyzed:	10/23/15 18:59
Sample Name:	BAT-EW-7-151021	**Units:**	µg/L
Lab Code:	R1509047-014	**Basis:**	NA

Volatile Organic Compounds by GC/MS

Analytical Method:	8260C	**Analysis Lot:**	468624
Prep Method:	EPA 5030C		
Data File Name:	I:\ACQUDATA\msvoa10\data\102315\F3400.D\	**Instrument Name:**	R-MS-10
		Dilution Factor:	1

CAS No.	Analyte Name	Result	Q	MRL	MDL	Note

Surrogate Name	%Rec	Control Limits	Date Analyzed	Q
4-Bromofluorobenzene	101	85-122	10/23/15 18:59	
Toluene-d8	103	87-121	10/23/15 18:59	
Dibromofluoromethane	105	89-119	10/23/15 18:59	

Client:	CB&I	**Service Request:**	R1509047
Project:	Textron Wheatfield/Annual Groundwater	**Date Collected:**	10/21/15 1550
Sample Matrix:	Water	**Date Received:**	10/22/15
		Date Analyzed:	10/26/15 19:09
Sample Name:	BAT-EW-7-151021	**Units:**	µg/L
Lab Code:	R1509047-014	**Basis:**	NA
Run Type:	Dilution		

Volatile Organic Compounds by GC/MS

Analytical Method:	8260C	**Analysis Lot:**	468926
Prep Method:	EPA 5030C		
Data File Name:	I:\ACQUDATA\msvoa10\data\102615\F3461.D\	**Instrument Name:**	R-MS-10
		Dilution Factor:	5

CAS No.	Analyte Name	Result	Q	MRL	MDL	Note
74-87-3	Chloromethane	5.0	U	5.0	1.1	
75-01-4	Vinyl Chloride	**470**	D	5.0	1.6	
75-00-3	Chloroethane	5.0	U	5.0	1.2	
74-83-9	Bromomethane	5.0	U	5.0	1.5	
75-35-4	1,1-Dichloroethene	**3.1**	DJ	5.0	2.9	
67-64-1	Acetone	25	U	25	6.2	
75-15-0	Carbon Disulfide	5.0	U	5.0	1.1	
75-09-2	Methylene Chloride	**6.4**	D	5.0	3.0	
156-60-5	trans-1,2-Dichloroethene	**3.4**	DJ	5.0	1.7	
75-34-3	1,1-Dichloroethane	**24**	D	5.0	1.0	
156-59-2	cis-1,2-Dichloroethene	**610**	D	5.0	1.5	
78-93-3	2-Butanone (MEK)	25	U	25	4.1	
67-66-3	Chloroform	5.0	U	5.0	1.3	
71-55-6	1,1,1-Trichloroethane	**49**	D	5.0	1.8	
56-23-5	Carbon Tetrachloride	5.0	U	5.0	2.3	
71-43-2	Benzene	5.0	U	5.0	1.0	
107-06-2	1,2-Dichloroethane	5.0	U	5.0	1.8	
79-01-6	Trichloroethene	**7.6**	D	5.0	1.1	
78-87-5	1,2-Dichloropropane	5.0	U	5.0	1.0	
75-27-4	Bromodichloromethane	5.0	U	5.0	1.6	
10061-01-5	cis-1,3-Dichloropropene	5.0	U	5.0	1.2	
108-10-1	4-Methyl-2-pentanone (MIBK)	25	U	25	3.4	
108-88-3	Toluene	5.0	U	5.0	1.0	
10061-02-6	trans-1,3-Dichloropropene	5.0	U	5.0	1.0	
79-00-5	1,1,2-Trichloroethane	5.0	U	5.0	1.8	
127-18-4	Tetrachloroethene	5.0	U	5.0	1.5	
591-78-6	2-Hexanone	25	U	25	8.3	
124-48-1	Dibromochloromethane	5.0	U	5.0	1.6	
108-90-7	Chlorobenzene	5.0	U	5.0	1.5	
100-41-4	Ethylbenzene	5.0	U	5.0	1.0	
179601-23-1	m,p-Xylenes	10	U	10	1.7	
95-47-6	o-Xylene	5.0	U	5.0	1.0	
100-42-5	Styrene	5.0	U	5.0	1.0	
75-25-2	Bromoform	5.0	U	5.0	2.1	
79-34-5	1,1,2,2-Tetrachloroethane	5.0	U	5.0	1.3	

Client:	CB&I	**Service Request:**	R1509047
Project:	Textron Wheatfield/Annual Groundwater	**Date Collected:**	10/21/15 1550
Sample Matrix:	Water	**Date Received:**	10/22/15
		Date Analyzed:	10/26/15 19:09
Sample Name:	BAT-EW-7-151021	**Units:**	µg/L
Lab Code:	R1509047-014	**Basis:**	NA
Run Type:	Dilution		

Volatile Organic Compounds by GC/MS

Analytical Method:	8260C	**Analysis Lot:**	468926
Prep Method:	EPA 5030C		
Data File Name:	I:\ACQUDATA\msvoa10\data\102615\F3461.D\	**Instrument Name:**	R-MS-10
		Dilution Factor:	5

CAS No.	Analyte Name	Result	Q	MRL	MDL	Note

Surrogate Name	%Rec	Control Limits	Date Analyzed	Q
4-Bromofluorobenzene	98	85-122	10/26/15 19:09	
Toluene-d8	102	87-121	10/26/15 19:09	
Dibromofluoromethane	102	89-119	10/26/15 19:09	

Client:	CB&I	**Service Request:**	R1509047
Project:	Textron Wheatfield/Annual Groundwater	**Date Collected:**	10/21/15 1610
Sample Matrix:	Water	**Date Received:**	10/22/15
		Date Analyzed:	10/23/15 19:24
Sample Name:	BAT-EW-13-151021	**Units:**	µg/L
Lab Code:	R1509047-015	**Basis:**	NA

Volatile Organic Compounds by GC/MS

Analytical Method:	8260C	**Analysis Lot:**	468624
Prep Method:	EPA 5030C		
Data File Name:	I:\ACQUDATA\msvoa10\data\102315\F3401.D\	**Instrument Name:**	R-MS-10
		Dilution Factor:	5

CAS No.	Analyte Name	Result	Q	MRL	MDL	Note
74-87-3	Chloromethane	5.0	U	5.0	1.1	
75-01-4	Vinyl Chloride	**570**		5.0	1.6	
75-00-3	Chloroethane	5.0	U	5.0	1.2	
74-83-9	Bromomethane	5.0	U	5.0	1.5	
75-35-4	1,1-Dichloroethene	5.0	U	5.0	2.9	
67-64-1	Acetone	25	U	25	6.2	
75-15-0	Carbon Disulfide	**5.5**		5.0	1.1	
75-09-2	Methylene Chloride	5.0	U	5.0	3.0	
156-60-5	trans-1,2-Dichloroethene	**4.3**	J	5.0	1.7	
75-34-3	1,1-Dichloroethane	**31**		5.0	1.0	
156-59-2	cis-1,2-Dichloroethene	**520**		5.0	1.5	
78-93-3	2-Butanone (MEK)	25	U	25	4.1	
67-66-3	Chloroform	5.0	U	5.0	1.3	
71-55-6	1,1,1-Trichloroethane	**98**		5.0	1.8	
56-23-5	Carbon Tetrachloride	5.0	U	5.0	2.3	
71-43-2	Benzene	5.0	U	5.0	1.0	
107-06-2	1,2-Dichloroethane	5.0	U	5.0	1.8	
79-01-6	Trichloroethene	**3.2**	J	5.0	1.1	
78-87-5	1,2-Dichloropropane	5.0	U	5.0	1.0	
75-27-4	Bromodichloromethane	5.0	U	5.0	1.6	
10061-01-5	cis-1,3-Dichloropropene	5.0	U	5.0	1.2	
108-10-1	4-Methyl-2-pentanone (MIBK)	25	U	25	3.4	
108-88-3	Toluene	5.0	U	5.0	1.0	
10061-02-6	trans-1,3-Dichloropropene	5.0	U	5.0	1.0	
79-00-5	1,1,2-Trichloroethane	5.0	U	5.0	1.8	
127-18-4	Tetrachloroethene	5.0	U	5.0	1.5	
591-78-6	2-Hexanone	25	U	25	8.3	
124-48-1	Dibromochloromethane	5.0	U	5.0	1.6	
108-90-7	Chlorobenzene	5.0	U	5.0	1.5	
100-41-4	Ethylbenzene	5.0	U	5.0	1.0	
179601-23-1	m,p-Xylenes	10	U	10	1.7	
95-47-6	o-Xylene	5.0	U	5.0	1.0	
100-42-5	Styrene	5.0	U	5.0	1.0	
75-25-2	Bromoform	5.0	U	5.0	2.1	
79-34-5	1,1,2,2-Tetrachloroethane	5.0	U	5.0	1.3	

Client:	CB&I	**Service Request:**	R1509047
Project:	Textron Wheatfield/Annual Groundwater	**Date Collected:**	10/21/15 1610
Sample Matrix:	Water	**Date Received:**	10/22/15
		Date Analyzed:	10/23/15 19:24
Sample Name:	BAT-EW-13-151021	**Units:**	µg/L
Lab Code:	R1509047-015	**Basis:**	NA

Volatile Organic Compounds by GC/MS

Analytical Method:	8260C	**Analysis Lot:**	468624
Prep Method:	EPA 5030C		
Data File Name:	I:\ACQUDATA\msvoa10\data\102315\F3401.D\	**Instrument Name:**	R-MS-10
		Dilution Factor:	5

CAS No.	Analyte Name	Result	Q	MRL	MDL	Note

Surrogate Name	%Rec	Control Limits	Date Analyzed	Q
4-Bromofluorobenzene	102	85-122	10/23/15 19:24	
Toluene-d8	106	87-121	10/23/15 19:24	
Dibromofluoromethane	103	89-119	10/23/15 19:24	

Client:	CB&I	**Service Request:**	R1509047
Project:	Textron Wheatfield/Annual Groundwater	**Date Collected:**	10/21/15 1630
Sample Matrix:	Water	**Date Received:**	10/22/15
		Date Analyzed:	10/23/15 19:48
Sample Name:	BAT-EW-8-151021	**Units:**	µg/L
Lab Code:	R1509047-016	**Basis:**	NA

Volatile Organic Compounds by GC/MS

Analytical Method:	8260C	**Analysis Lot:**	468624
Prep Method:	EPA 5030C		
Data File Name:	I:\ACQUDATA\msvoa10\data\102315\F3402.D\	**Instrument Name:**	R-MS-10
		Dilution Factor:	10

CAS No.	Analyte Name	Result	Q	MRL	MDL	Note
74-87-3	Chloromethane	10	U	10	2.1	
75-01-4	Vinyl Chloride	**740**		10	3.2	
75-00-3	Chloroethane	10	U	10	2.4	
74-83-9	Bromomethane	10	U	10	2.9	
75-35-4	1,1-Dichloroethene	**8.8**	J	10	5.7	
67-64-1	Acetone	50	U	50	13	
75-15-0	Carbon Disulfide	10	U	10	2.2	
75-09-2	Methylene Chloride	10	U	10	6.0	
156-60-5	trans-1,2-Dichloroethene	**8.1**	J	10	3.4	
75-34-3	1,1-Dichloroethane	**32**		10	2.0	
156-59-2	cis-1,2-Dichloroethene	**2300**	E	10	3.0	
78-93-3	2-Butanone (MEK)	50	U	50	8.2	
67-66-3	Chloroform	10	U	10	2.5	
71-55-6	1,1,1-Trichloroethane	**80**		10	3.6	
56-23-5	Carbon Tetrachloride	10	U	10	4.5	
71-43-2	Benzene	10	U	10	2.0	
107-06-2	1,2-Dichloroethane	10	U	10	3.6	
79-01-6	Trichloroethene	**23**		10	2.2	
78-87-5	1,2-Dichloropropane	10	U	10	2.0	
75-27-4	Bromodichloromethane	10	U	10	3.2	
10061-01-5	cis-1,3-Dichloropropene	10	U	10	2.4	
108-10-1	4-Methyl-2-pentanone (MIBK)	50	U	50	6.7	
108-88-3	Toluene	10	U	10	2.0	
10061-02-6	trans-1,3-Dichloropropene	10	U	10	2.0	
79-00-5	1,1,2-Trichloroethane	10	U	10	3.5	
127-18-4	Tetrachloroethene	10	U	10	3.0	
591-78-6	2-Hexanone	50	U	50	17	
124-48-1	Dibromochloromethane	10	U	10	3.1	
108-90-7	Chlorobenzene	10	U	10	2.9	
100-41-4	Ethylbenzene	10	U	10	2.0	
179601-23-1	m,p-Xylenes	20	U	20	3.4	
95-47-6	o-Xylene	10	U	10	2.0	
100-42-5	Styrene	10	U	10	2.0	
75-25-2	Bromoform	10	U	10	4.2	
79-34-5	1,1,2,2-Tetrachloroethane	10	U	10	2.5	

Client:	CB&I	**Service Request:**	R1509047
Project:	Textron Wheatfield/Annual Groundwater	**Date Collected:**	10/21/15 1630
Sample Matrix:	Water	**Date Received:**	10/22/15
		Date Analyzed:	10/23/15 19:48
Sample Name:	BAT-EW-8-151021	**Units:**	µg/L
Lab Code:	R1509047-016	**Basis:**	NA

Volatile Organic Compounds by GC/MS

Analytical Method:	8260C	**Analysis Lot:**	468624
Prep Method:	EPA 5030C		
Data File Name:	I:\ACQUDATA\msvoa10\data\102315\F3402.D\	**Instrument Name:**	R-MS-10
		Dilution Factor:	10

CAS No.	Analyte Name	Result	Q	MRL	MDL	Note

Surrogate Name	%Rec	Control Limits	Date Analyzed	Q
4-Bromofluorobenzene	102	85-122	10/23/15 19:48	
Toluene-d8	105	87-121	10/23/15 19:48	
Dibromofluoromethane	104	89-119	10/23/15 19:48	

Client:	CB&I	**Service Request:**	R1509047
Project:	Textron Wheatfield/Annual Groundwater	**Date Collected:**	10/21/15 1630
Sample Matrix:	Water	**Date Received:**	10/22/15
		Date Analyzed:	10/26/15 19:33
Sample Name:	BAT-EW-8-151021	**Units:**	µg/L
Lab Code:	R1509047-016	**Basis:**	NA
Run Type:	Dilution		

Volatile Organic Compounds by GC/MS

Analytical Method:	8260C	**Analysis Lot:**	468926
Prep Method:	EPA 5030C		
Data File Name:	I:\ACQUDATA\msvoa10\data\102615\F3462.D\	**Instrument Name:**	R-MS-10
		Dilution Factor:	25

CAS No.	Analyte Name	Result	Q	MRL	MDL	Note
74-87-3	Chloromethane	25	U	25	5.3	
75-01-4	Vinyl Chloride	**660**	D	25	8.0	
75-00-3	Chloroethane	25	U	25	6.0	
74-83-9	Bromomethane	25	U	25	7.3	
75-35-4	1,1-Dichloroethene	25	U	25	15	
67-64-1	Acetone	130	U	130	31	
75-15-0	Carbon Disulfide	25	U	25	5.5	
75-09-2	Methylene Chloride	25	U	25	15	
156-60-5	trans-1,2-Dichloroethene	**10**	DJ	25	8.3	
75-34-3	1,1-Dichloroethane	**33**	D	25	5.0	
156-59-2	cis-1,2-Dichloroethene	**2200**	D	25	7.5	
78-93-3	2-Butanone (MEK)	130	U	130	21	
67-66-3	Chloroform	25	U	25	6.3	
71-55-6	1,1,1-Trichloroethane	**77**	D	25	9.0	
56-23-5	Carbon Tetrachloride	25	U	25	12	
71-43-2	Benzene	25	U	25	5.0	
107-06-2	1,2-Dichloroethane	25	U	25	9.0	
79-01-6	Trichloroethene	**21**	DJ	25	5.5	
78-87-5	1,2-Dichloropropane	25	U	25	5.0	
75-27-4	Bromodichloromethane	25	U	25	8.0	
10061-01-5	cis-1,3-Dichloropropene	25	U	25	6.0	
108-10-1	4-Methyl-2-pentanone (MIBK)	130	U	130	17	
108-88-3	Toluene	25	U	25	5.0	
10061-02-6	trans-1,3-Dichloropropene	25	U	25	5.0	
79-00-5	1,1,2-Trichloroethane	25	U	25	8.5	
127-18-4	Tetrachloroethene	25	U	25	7.5	
591-78-6	2-Hexanone	130	U	130	42	
124-48-1	Dibromochloromethane	25	U	25	7.8	
108-90-7	Chlorobenzene	25	U	25	7.3	
100-41-4	Ethylbenzene	25	U	25	5.0	
179601-23-1	m,p-Xylenes	50	U	50	8.3	
95-47-6	o-Xylene	25	U	25	5.0	
100-42-5	Styrene	25	U	25	5.0	
75-25-2	Bromoform	25	U	25	11	
79-34-5	1,1,2,2-Tetrachloroethane	25	U	25	6.3	

Client:	CB&I	**Service Request:**	R1509047
Project:	Textron Wheatfield/Annual Groundwater	**Date Collected:**	10/21/15 1630
Sample Matrix:	Water	**Date Received:**	10/22/15
		Date Analyzed:	10/26/15 19:33
Sample Name:	BAT-EW-8-151021	**Units:**	µg/L
Lab Code:	R1509047-016	**Basis:**	NA
Run Type:	Dilution		

Volatile Organic Compounds by GC/MS

Analytical Method:	8260C	**Analysis Lot:**	468926
Prep Method:	EPA 5030C		
Data File Name:	I:\ACQUDATA\msvoa10\data\102615\F3462.D\	**Instrument Name:**	R-MS-10
		Dilution Factor:	25

CAS No.	Analyte Name	Result	Q	MRL	MDL	Note

Surrogate Name	%Rec	Control Limits	Date Analyzed	Q
4-Bromofluorobenzene	101	85-122	10/26/15 19:33	
Toluene-d8	105	87-121	10/26/15 19:33	
Dibromofluoromethane	99	89-119	10/26/15 19:33	

Client:	CB&I	**Service Request:**	R1509047
Project:	Textron Wheatfield/Annual Groundwater	**Date Collected:**	10/22/15 0810
Sample Matrix:	Water	**Date Received:**	10/22/15
		Date Analyzed:	10/23/15 14:08
Sample Name:	BAT-FB-2-151022	**Units:**	µg/L
Lab Code:	R1509047-017	**Basis:**	NA

Volatile Organic Compounds by GC/MS

Analytical Method:	8260C	**Analysis Lot:**	468624
Prep Method:	EPA 5030C		
Data File Name:	I:\ACQUDATA\msvoa10\data\102315\F3388.D\	**Instrument Name:**	R-MS-10
		Dilution Factor:	1

CAS No.	Analyte Name	Result	Q	MRL	MDL	Note
74-87-3	Chloromethane	1.0	U	1.0	0.21	
75-01-4	Vinyl Chloride	1.0	U	1.0	0.32	
75-00-3	Chloroethane	1.0	U	1.0	0.24	
74-83-9	Bromomethane	1.0	U	1.0	0.29	
75-35-4	1,1-Dichloroethene	1.0	U	1.0	0.57	
67-64-1	Acetone	5.0	U	5.0	1.3	
75-15-0	Carbon Disulfide	1.0	U	1.0	0.22	
75-09-2	Methylene Chloride	1.0	U	1.0	0.60	
156-60-5	trans-1,2-Dichloroethene	1.0	U	1.0	0.33	
75-34-3	1,1-Dichloroethane	1.0	U	1.0	0.20	
156-59-2	cis-1,2-Dichloroethene	1.0	U	1.0	0.30	
78-93-3	2-Butanone (MEK)	5.0	U	5.0	0.81	
67-66-3	Chloroform	1.0	U	1.0	0.25	
71-55-6	1,1,1-Trichloroethane	1.0	U	1.0	0.36	
56-23-5	Carbon Tetrachloride	1.0	U	1.0	0.45	
71-43-2	Benzene	1.0	U	1.0	0.20	
107-06-2	1,2-Dichloroethane	1.0	U	1.0	0.36	
79-01-6	Trichloroethene	1.0	U	1.0	0.22	
78-87-5	1,2-Dichloropropane	1.0	U	1.0	0.20	
75-27-4	Bromodichloromethane	1.0	U	1.0	0.32	
10061-01-5	cis-1,3-Dichloropropene	1.0	U	1.0	0.24	
108-10-1	4-Methyl-2-pentanone (MIBK)	5.0	U	5.0	0.67	
108-88-3	Toluene	1.0	U	1.0	0.20	
10061-02-6	trans-1,3-Dichloropropene	1.0	U	1.0	0.20	
79-00-5	1,1,2-Trichloroethane	1.0	U	1.0	0.34	
127-18-4	Tetrachloroethene	1.0	U	1.0	0.30	
591-78-6	2-Hexanone	5.0	U	5.0	1.7	
124-48-1	Dibromochloromethane	1.0	U	1.0	0.31	
108-90-7	Chlorobenzene	1.0	U	1.0	0.29	
100-41-4	Ethylbenzene	1.0	U	1.0	0.20	
179601-23-1	m,p-Xylenes	2.0	U	2.0	0.33	
95-47-6	o-Xylene	1.0	U	1.0	0.20	
100-42-5	Styrene	1.0	U	1.0	0.20	
75-25-2	Bromoform	1.0	U	1.0	0.42	
79-34-5	1,1,2,2-Tetrachloroethane	1.0	U	1.0	0.25	

Client:	CB&I	**Service Request:**	R1509047
Project:	Textron Wheatfield/Annual Groundwater	**Date Collected:**	10/22/15 0810
Sample Matrix:	Water	**Date Received:**	10/22/15
		Date Analyzed:	10/23/15 14:08
Sample Name:	BAT-FB-2-151022	**Units:**	µg/L
Lab Code:	R1509047-017	**Basis:**	NA

Volatile Organic Compounds by GC/MS

Analytical Method:	8260C	**Analysis Lot:**	468624
Prep Method:	EPA 5030C		
Data File Name:	I:\ACQUDATA\msvoa10\data\102315\F3388.D\	**Instrument Name:**	R-MS-10
		Dilution Factor:	1

CAS No.	Analyte Name	Result	Q	MRL	MDL	Note

Surrogate Name	%Rec	Control Limits	Date Analyzed	Q
4-Bromofluorobenzene	98	85-122	10/23/15 14:08	
Toluene-d8	105	87-121	10/23/15 14:08	
Dibromofluoromethane	100	89-119	10/23/15 14:08	

Client:	CB&I	**Service Request:**	R1509047
Project:	Textron Wheatfield/Annual Groundwater	**Date Collected:**	10/22/15 0830
Sample Matrix:	Water	**Date Received:**	10/22/15
		Date Analyzed:	10/23/15 20:12
Sample Name:	BAT-DW-12-151022	**Units:**	µg/L
Lab Code:	R1509047-018	**Basis:**	NA

Volatile Organic Compounds by GC/MS

Analytical Method:	8260C	**Analysis Lot:**	468624
Prep Method:	EPA 5030C		
Data File Name:	I:\ACQUDATA\msvoa10\data\102315\F3403.D\	**Instrument Name:**	R-MS-10
		Dilution Factor:	1

CAS No.	Analyte Name	Result	Q	MRL	MDL	Note
74-87-3	Chloromethane	1.0	U	1.0	0.21	
75-01-4	Vinyl Chloride	**74**		1.0	0.32	
75-00-3	Chloroethane	1.0	U	1.0	0.24	
74-83-9	Bromomethane	1.0	U	1.0	0.29	
75-35-4	1,1-Dichloroethene	**2.8**		1.0	0.57	
67-64-1	Acetone	5.0	U	5.0	1.3	
75-15-0	Carbon Disulfide	1.0	U	1.0	0.22	
75-09-2	Methylene Chloride	**84**		1.0	0.60	
156-60-5	trans-1,2-Dichloroethene	**1.1**		1.0	0.33	
75-34-3	1,1-Dichloroethane	**8.6**		1.0	0.20	
156-59-2	cis-1,2-Dichloroethene	**300**	E	1.0	0.30	
78-93-3	2-Butanone (MEK)	5.0	U	5.0	0.81	
67-66-3	Chloroform	**0.31**	J	1.0	0.25	
71-55-6	1,1,1-Trichloroethane	**28**		1.0	0.36	
56-23-5	Carbon Tetrachloride	1.0	U	1.0	0.45	
71-43-2	Benzene	1.0	U	1.0	0.20	
107-06-2	1,2-Dichloroethane	1.0	U	1.0	0.36	
79-01-6	Trichloroethene	**140**		1.0	0.22	
78-87-5	1,2-Dichloropropane	1.0	U	1.0	0.20	
75-27-4	Bromodichloromethane	1.0	U	1.0	0.32	
10061-01-5	cis-1,3-Dichloropropene	1.0	U	1.0	0.24	
108-10-1	4-Methyl-2-pentanone (MIBK)	5.0	U	5.0	0.67	
108-88-3	Toluene	1.0	U	1.0	0.20	
10061-02-6	trans-1,3-Dichloropropene	1.0	U	1.0	0.20	
79-00-5	1,1,2-Trichloroethane	1.0	U	1.0	0.34	
127-18-4	Tetrachloroethene	1.0	U	1.0	0.30	
591-78-6	2-Hexanone	5.0	U	5.0	1.7	
124-48-1	Dibromochloromethane	1.0	U	1.0	0.31	
108-90-7	Chlorobenzene	1.0	U	1.0	0.29	
100-41-4	Ethylbenzene	1.0	U	1.0	0.20	
179601-23-1	m,p-Xylenes	2.0	U	2.0	0.33	
95-47-6	o-Xylene	1.0	U	1.0	0.20	
100-42-5	Styrene	1.0	U	1.0	0.20	
75-25-2	Bromoform	1.0	U	1.0	0.42	
79-34-5	1,1,2,2-Tetrachloroethane	1.0	U	1.0	0.25	

Client:	CB&I	**Service Request:**	R1509047
Project:	Textron Wheatfield/Annual Groundwater	**Date Collected:**	10/22/15 0830
Sample Matrix:	Water	**Date Received:**	10/22/15
		Date Analyzed:	10/23/15 20:12
Sample Name:	BAT-DW-12-151022	**Units:**	µg/L
Lab Code:	R1509047-018	**Basis:**	NA

Volatile Organic Compounds by GC/MS

Analytical Method:	8260C	**Analysis Lot:**	468624
Prep Method:	EPA 5030C		
Data File Name:	I:\ACQUDATA\msvoa10\data\102315\F3403.D\	**Instrument Name:**	R-MS-10
		Dilution Factor:	1

CAS No.	Analyte Name	Result	Q	MRL	MDL	Note

Surrogate Name	%Rec	Control Limits	Date Analyzed	Q
4-Bromofluorobenzene	100	85-122	10/23/15 20:12	
Toluene-d8	104	87-121	10/23/15 20:12	
Dibromofluoromethane	103	89-119	10/23/15 20:12	

Client:	CB&I	**Service Request:**	R1509047
Project:	Textron Wheatfield/Annual Groundwater	**Date Collected:**	10/22/15 0830
Sample Matrix:	Water	**Date Received:**	10/22/15
		Date Analyzed:	10/26/15 19:57
Sample Name:	BAT-DW-12-151022	**Units:**	µg/L
Lab Code:	R1509047-018	**Basis:**	NA
Run Type:	Dilution		

Volatile Organic Compounds by GC/MS

Analytical Method:	8260C	**Analysis Lot:**	468926
Prep Method:	EPA 5030C		
Data File Name:	I:\ACQUDATA\msvoa10\data\102615\F3463.D\	**Instrument Name:**	R-MS-10
		Dilution Factor:	2.5

CAS No.	Analyte Name	Result	Q	MRL	MDL	Note
74-87-3	Chloromethane	2.5	U	2.5	0.53	
75-01-4	Vinyl Chloride	**76**	D	2.5	0.80	
75-00-3	Chloroethane	2.5	U	2.5	0.60	
74-83-9	Bromomethane	2.5	U	2.5	0.73	
75-35-4	1,1-Dichloroethene	**2.7**	D	2.5	1.5	
67-64-1	Acetone	13	U	13	3.1	
75-15-0	Carbon Disulfide	2.5	U	2.5	0.55	
75-09-2	Methylene Chloride	**51**	D	2.5	1.5	
156-60-5	trans-1,2-Dichloroethene	**1.0**	DJ	2.5	0.83	
75-34-3	1,1-Dichloroethane	**7.6**	D	2.5	0.50	
156-59-2	cis-1,2-Dichloroethene	**220**	D	2.5	0.75	
78-93-3	2-Butanone (MEK)	13	U	13	2.1	
67-66-3	Chloroform	2.5	U	2.5	0.63	
71-55-6	1,1,1-Trichloroethane	**25**	D	2.5	0.90	
56-23-5	Carbon Tetrachloride	2.5	U	2.5	1.2	
71-43-2	Benzene	2.5	U	2.5	0.50	
107-06-2	1,2-Dichloroethane	2.5	U	2.5	0.90	
79-01-6	Trichloroethene	**120**	D	2.5	0.55	
78-87-5	1,2-Dichloropropane	2.5	U	2.5	0.50	
75-27-4	Bromodichloromethane	2.5	U	2.5	0.80	
10061-01-5	cis-1,3-Dichloropropene	2.5	U	2.5	0.60	
108-10-1	4-Methyl-2-pentanone (MIBK)	13	U	13	1.7	
108-88-3	Toluene	2.5	U	2.5	0.50	
10061-02-6	trans-1,3-Dichloropropene	2.5	U	2.5	0.50	
79-00-5	1,1,2-Trichloroethane	2.5	U	2.5	0.86	
127-18-4	Tetrachloroethene	2.5	U	2.5	0.75	
591-78-6	2-Hexanone	13	U	13	4.2	
124-48-1	Dibromochloromethane	2.5	U	2.5	0.78	
108-90-7	Chlorobenzene	2.5	U	2.5	0.73	
100-41-4	Ethylbenzene	2.5	U	2.5	0.50	
179601-23-1	m,p-Xylenes	5.0	U	5.0	0.83	
95-47-6	o-Xylene	2.5	U	2.5	0.50	
100-42-5	Styrene	2.5	U	2.5	0.50	
75-25-2	Bromoform	2.5	U	2.5	1.1	
79-34-5	1,1,2,2-Tetrachloroethane	2.5	U	2.5	0.63	

Client:	CB&I	**Service Request:**	R1509047
Project:	Textron Wheatfield/Annual Groundwater	**Date Collected:**	10/22/15 0830
Sample Matrix:	Water	**Date Received:**	10/22/15
		Date Analyzed:	10/26/15 19:57
Sample Name:	BAT-DW-12-151022	**Units:**	µg/L
Lab Code:	R1509047-018	**Basis:**	NA
Run Type:	Dilution		

Volatile Organic Compounds by GC/MS

Analytical Method:	8260C	**Analysis Lot:**	468926
Prep Method:	EPA 5030C		
Data File Name:	I:\ACQUDATA\msvoa10\data\102615\F3463.D\	**Instrument Name:**	R-MS-10
		Dilution Factor:	2.5

CAS No.	Analyte Name	Result	Q	MRL	MDL	Note

Surrogate Name	%Rec	Control Limits	Date Analyzed	Q
4-Bromofluorobenzene	103	85-122	10/26/15 19:57	
Toluene-d8	104	87-121	10/26/15 19:57	
Dibromofluoromethane	106	89-119	10/26/15 19:57	

Client:	CB&I	**Service Request:**	R1509047
Project:	Textron Wheatfield/Annual Groundwater	**Date Collected:**	10/22/15 0855
Sample Matrix:	Water	**Date Received:**	10/22/15
		Date Analyzed:	10/23/15 20:36
Sample Name:	BAT-DW-11-151022	**Units:**	µg/L
Lab Code:	R1509047-019	**Basis:**	NA

Volatile Organic Compounds by GC/MS

Analytical Method:	8260C	**Analysis Lot:**	468624
Prep Method:	EPA 5030C		
Data File Name:	I:\ACQUDATA\msvoa10\data\102315\F3404.D\	**Instrument Name:**	R-MS-10
		Dilution Factor:	10

CAS No.	Analyte Name	Result	Q	MRL	MDL	Note
74-87-3	Chloromethane	10	U	10	2.1	
75-01-4	Vinyl Chloride	**420**		10	3.2	
75-00-3	Chloroethane	10	U	10	2.4	
74-83-9	Bromomethane	10	U	10	2.9	
75-35-4	1,1-Dichloroethene	**17**		10	5.7	
67-64-1	Acetone	50	U	50	13	
75-15-0	Carbon Disulfide	**6.0**	J	10	2.2	
75-09-2	Methylene Chloride	**780**		10	6.0	
156-60-5	trans-1,2-Dichloroethene	**8.3**	J	10	3.4	
75-34-3	1,1-Dichloroethane	**33**		10	2.0	
156-59-2	cis-1,2-Dichloroethene	**4000**	E	10	3.0	
78-93-3	2-Butanone (MEK)	50	U	50	8.2	
67-66-3	Chloroform	10	U	10	2.5	
71-55-6	1,1,1-Trichloroethane	**160**		10	3.6	
56-23-5	Carbon Tetrachloride	10	U	10	4.5	
71-43-2	Benzene	10	U	10	2.0	
107-06-2	1,2-Dichloroethane	10	U	10	3.6	
79-01-6	Trichloroethene	**1100**		10	2.2	
78-87-5	1,2-Dichloropropane	10	U	10	2.0	
75-27-4	Bromodichloromethane	10	U	10	3.2	
10061-01-5	cis-1,3-Dichloropropene	10	U	10	2.4	
108-10-1	4-Methyl-2-pentanone (MIBK)	50	U	50	6.7	
108-88-3	Toluene	10	U	10	2.0	
10061-02-6	trans-1,3-Dichloropropene	10	U	10	2.0	
79-00-5	1,1,2-Trichloroethane	10	U	10	3.5	
127-18-4	Tetrachloroethene	10	U	10	3.0	
591-78-6	2-Hexanone	50	U	50	17	
124-48-1	Dibromochloromethane	10	U	10	3.1	
108-90-7	Chlorobenzene	10	U	10	2.9	
100-41-4	Ethylbenzene	10	U	10	2.0	
179601-23-1	m,p-Xylenes	20	U	20	3.4	
95-47-6	o-Xylene	10	U	10	2.0	
100-42-5	Styrene	10	U	10	2.0	
75-25-2	Bromoform	10	U	10	4.2	
79-34-5	1,1,2,2-Tetrachloroethane	10	U	10	2.5	

Client:	CB&I	**Service Request:**	R1509047
Project:	Textron Wheatfield/Annual Groundwater	**Date Collected:**	10/22/15 0855
Sample Matrix:	Water	**Date Received:**	10/22/15
		Date Analyzed:	10/23/15 20:36
Sample Name:	BAT-DW-11-151022	**Units:**	µg/L
Lab Code:	R1509047-019	**Basis:**	NA

Volatile Organic Compounds by GC/MS

Analytical Method:	8260C	**Analysis Lot:**	468624
Prep Method:	EPA 5030C		
Data File Name:	I:\ACQUDATA\msvoa10\data\102315\F3404.D\	**Instrument Name:**	R-MS-10
		Dilution Factor:	10

CAS No.	Analyte Name	Result	Q	MRL	MDL	Note

Surrogate Name	%Rec	Control Limits	Date Analyzed	Q
4-Bromofluorobenzene	102	85-122	10/23/15 20:36	
Toluene-d8	104	87-121	10/23/15 20:36	
Dibromofluoromethane	101	89-119	10/23/15 20:36	

Client:	CB&I	**Service Request:**	R1509047
Project:	Textron Wheatfield/Annual Groundwater	**Date Collected:**	10/22/15 0855
Sample Matrix:	Water	**Date Received:**	10/22/15
		Date Analyzed:	10/26/15 20:22
Sample Name:	BAT-DW-11-151022	**Units:**	µg/L
Lab Code:	R1509047-019	**Basis:**	NA
Run Type:	Dilution		

Volatile Organic Compounds by GC/MS

Analytical Method:	8260C	**Analysis Lot:**	468926
Prep Method:	EPA 5030C		
Data File Name:	I:\ACQUDATA\msvoa10\data\102615\F3464.D\	**Instrument Name:**	R-MS-10
		Dilution Factor:	50

CAS No.	Analyte Name	Result	Q	MRL	MDL	Note
74-87-3	Chloromethane	50	U	50	11	
75-01-4	Vinyl Chloride	**430**	D	50	16	
75-00-3	Chloroethane	50	U	50	12	
74-83-9	Bromomethane	50	U	50	15	
75-35-4	1,1-Dichloroethene	50	U	50	29	
67-64-1	Acetone	250	U	250	62	
75-15-0	Carbon Disulfide	50	U	50	11	
75-09-2	Methylene Chloride	**770**	D	50	30	
156-60-5	trans-1,2-Dichloroethene	50	U	50	17	
75-34-3	1,1-Dichloroethane	**33**	DJ	50	10	
156-59-2	cis-1,2-Dichloroethene	**3900**	D	50	15	
78-93-3	2-Butanone (MEK)	250	U	250	41	
67-66-3	Chloroform	50	U	50	13	
71-55-6	1,1,1-Trichloroethane	**160**	D	50	18	
56-23-5	Carbon Tetrachloride	50	U	50	23	
71-43-2	Benzene	50	U	50	10	
107-06-2	1,2-Dichloroethane	50	U	50	18	
79-01-6	Trichloroethene	**1000**	D	50	11	
78-87-5	1,2-Dichloropropane	50	U	50	10	
75-27-4	Bromodichloromethane	50	U	50	16	
10061-01-5	cis-1,3-Dichloropropene	50	U	50	12	
108-10-1	4-Methyl-2-pentanone (MIBK)	250	U	250	34	
108-88-3	Toluene	50	U	50	10	
10061-02-6	trans-1,3-Dichloropropene	50	U	50	10	
79-00-5	1,1,2-Trichloroethane	50	U	50	17	
127-18-4	Tetrachloroethene	50	U	50	15	
591-78-6	2-Hexanone	250	U	250	83	
124-48-1	Dibromochloromethane	50	U	50	16	
108-90-7	Chlorobenzene	50	U	50	15	
100-41-4	Ethylbenzene	50	U	50	10	
179601-23-1	m,p-Xylenes	100	U	100	17	
95-47-6	o-Xylene	50	U	50	10	
100-42-5	Styrene	50	U	50	10	
75-25-2	Bromoform	50	U	50	21	
79-34-5	1,1,2,2-Tetrachloroethane	50	U	50	13	

Client:	CB&I	**Service Request:**	R1509047
Project:	Textron Wheatfield/Annual Groundwater	**Date Collected:**	10/22/15 0855
Sample Matrix:	Water	**Date Received:**	10/22/15
		Date Analyzed:	10/26/15 20:22
Sample Name:	BAT-DW-11-151022	**Units:**	µg/L
Lab Code:	R1509047-019	**Basis:**	NA
Run Type:	Dilution		

Volatile Organic Compounds by GC/MS

Analytical Method:	8260C	**Analysis Lot:**	468926
Prep Method:	EPA 5030C		
Data File Name:	I:\ACQUDATA\msvoa10\data\102615\F3464.D\	**Instrument Name:**	R-MS-10
		Dilution Factor:	50

CAS No.	Analyte Name	Result	Q	MRL	MDL	Note

Surrogate Name	%Rec	Control Limits	Date Analyzed	Q
4-Bromofluorobenzene	99	85-122	10/26/15 20:22	
Toluene-d8	102	87-121	10/26/15 20:22	
Dibromofluoromethane	98	89-119	10/26/15 20:22	

Client:	CB&I	**Service Request:**	R1509047
Project:	Textron Wheatfield/Annual Groundwater	**Date Collected:**	10/22/15 0915
Sample Matrix:	Water	**Date Received:**	10/22/15
		Date Analyzed:	10/26/15 20:46
Sample Name:	BAT-B-14(1)-151022	**Units:**	µg/L
Lab Code:	R1509047-020	**Basis:**	NA

Volatile Organic Compounds by GC/MS

Analytical Method:	8260C	**Analysis Lot:**	468926
Prep Method:	EPA 5030C		
Data File Name:	I:\ACQUDATA\msvoa10\data\102615\F3465.D\	**Instrument Name:**	R-MS-10
		Dilution Factor:	2

CAS No.	Analyte Name	Result	Q	MRL	MDL	Note
74-87-3	Chloromethane	2.0	U	2.0	0.42	
75-01-4	Vinyl Chloride	**220**		2.0	0.64	
75-00-3	Chloroethane	2.0	U	2.0	0.48	
74-83-9	Bromomethane	2.0	U	2.0	0.58	
75-35-4	1,1-Dichloroethene	**2.0**	J	2.0	1.2	
67-64-1	Acetone	10	U	10	2.5	
75-15-0	Carbon Disulfide	**4.7**		2.0	0.44	
75-09-2	Methylene Chloride	2.0	U	2.0	1.2	
156-60-5	trans-1,2-Dichloroethene	**2.1**		2.0	0.66	
75-34-3	1,1-Dichloroethane	**25**		2.0	0.40	
156-59-2	cis-1,2-Dichloroethene	**170**		2.0	0.60	
78-93-3	2-Butanone (MEK)	10	U	10	1.7	
67-66-3	Chloroform	2.0	U	2.0	0.50	
71-55-6	1,1,1-Trichloroethane	**110**		2.0	0.72	
56-23-5	Carbon Tetrachloride	2.0	U	2.0	0.90	
71-43-2	Benzene	2.0	U	2.0	0.40	
107-06-2	1,2-Dichloroethane	2.0	U	2.0	0.72	
79-01-6	Trichloroethene	**2.2**		2.0	0.44	
78-87-5	1,2-Dichloropropane	2.0	U	2.0	0.40	
75-27-4	Bromodichloromethane	2.0	U	2.0	0.64	
10061-01-5	cis-1,3-Dichloropropene	2.0	U	2.0	0.48	
108-10-1	4-Methyl-2-pentanone (MIBK)	10	U	10	1.4	
108-88-3	Toluene	2.0	U	2.0	0.40	
10061-02-6	trans-1,3-Dichloropropene	2.0	U	2.0	0.40	
79-00-5	1,1,2-Trichloroethane	2.0	U	2.0	0.68	
127-18-4	Tetrachloroethene	2.0	U	2.0	0.60	
591-78-6	2-Hexanone	10	U	10	3.4	
124-48-1	Dibromochloromethane	2.0	U	2.0	0.62	
108-90-7	Chlorobenzene	2.0	U	2.0	0.58	
100-41-4	Ethylbenzene	2.0	U	2.0	0.40	
179601-23-1	m,p-Xylenes	4.0	U	4.0	0.66	
95-47-6	o-Xylene	2.0	U	2.0	0.40	
100-42-5	Styrene	2.0	U	2.0	0.40	
75-25-2	Bromoform	2.0	U	2.0	0.84	
79-34-5	1,1,2,2-Tetrachloroethane	2.0	U	2.0	0.50	

Client:	CB&I	**Service Request:**	R1509047
Project:	Textron Wheatfield/Annual Groundwater	**Date Collected:**	10/22/15 0915
Sample Matrix:	Water	**Date Received:**	10/22/15
		Date Analyzed:	10/26/15 20:46
Sample Name:	BAT-B-14(1)-151022	**Units:**	µg/L
Lab Code:	R1509047-020	**Basis:**	NA

Volatile Organic Compounds by GC/MS

Analytical Method:	8260C	**Analysis Lot:**	468926
Prep Method:	EPA 5030C		
Data File Name:	I:\ACQUDATA\msvoa10\data\102615\F3465.D\	**Instrument Name:**	R-MS-10
		Dilution Factor:	2

CAS No.	Analyte Name	Result	Q	MRL	MDL	Note

Surrogate Name	%Rec	Control Limits	Date Analyzed	Q
4-Bromofluorobenzene	101	85-122	10/26/15 20:46	
Toluene-d8	106	87-121	10/26/15 20:46	
Dibromofluoromethane	104	89-119	10/26/15 20:46	

Client:	CB&I	**Service Request:**	R1509047
Project:	Textron Wheatfield/Annual Groundwater	**Date Collected:**	10/22/15 0940
Sample Matrix:	Water	**Date Received:**	10/22/15
		Date Analyzed:	10/26/15 13:51
Sample Name:	BAT-DW-10-151022	**Units:**	µg/L
Lab Code:	R1509047-021	**Basis:**	NA

Volatile Organic Compounds by GC/MS

Analytical Method:	8260C	**Analysis Lot:**	468926
Prep Method:	EPA 5030C		
Data File Name:	I:\ACQUDATA\msvoa10\data\102615\F3448.D\	**Instrument Name:**	R-MS-10
		Dilution Factor:	10

CAS No.	Analyte Name	Result	Q	MRL	MDL	Note
74-87-3	Chloromethane	10	U	10	2.1	
75-01-4	Vinyl Chloride	**140**		10	3.2	
75-00-3	Chloroethane	10	U	10	2.4	
74-83-9	Bromomethane	10	U	10	2.9	
75-35-4	1,1-Dichloroethene	10	U	10	5.7	
67-64-1	Acetone	50	U	50	13	
75-15-0	Carbon Disulfide	10	U	10	2.2	
75-09-2	Methylene Chloride	**1500**		10	6.0	
156-60-5	trans-1,2-Dichloroethene	**3.5**	J	10	3.4	
75-34-3	1,1-Dichloroethane	**14**		10	2.0	
156-59-2	cis-1,2-Dichloroethene	**1000**		10	3.0	
78-93-3	2-Butanone (MEK)	50	U	50	8.2	
67-66-3	Chloroform	10	U	10	2.5	
71-55-6	1,1,1-Trichloroethane	**60**		10	3.6	
56-23-5	Carbon Tetrachloride	10	U	10	4.5	
71-43-2	Benzene	10	U	10	2.0	
107-06-2	1,2-Dichloroethane	10	U	10	3.6	
79-01-6	Trichloroethene	**610**		10	2.2	
78-87-5	1,2-Dichloropropane	10	U	10	2.0	
75-27-4	Bromodichloromethane	10	U	10	3.2	
10061-01-5	cis-1,3-Dichloropropene	10	U	10	2.4	
108-10-1	4-Methyl-2-pentanone (MIBK)	50	U	50	6.7	
108-88-3	Toluene	10	U	10	2.0	
10061-02-6	trans-1,3-Dichloropropene	10	U	10	2.0	
79-00-5	1,1,2-Trichloroethane	10	U	10	3.5	
127-18-4	Tetrachloroethene	10	U	10	3.0	
591-78-6	2-Hexanone	50	U	50	17	
124-48-1	Dibromochloromethane	10	U	10	3.1	
108-90-7	Chlorobenzene	10	U	10	2.9	
100-41-4	Ethylbenzene	10	U	10	2.0	
179601-23-1	m,p-Xylenes	20	U	20	3.4	
95-47-6	o-Xylene	10	U	10	2.0	
100-42-5	Styrene	10	U	10	2.0	
75-25-2	Bromoform	10	U	10	4.2	
79-34-5	1,1,2,2-Tetrachloroethane	10	U	10	2.5	

ALS Group USA, Corp. dba ALS Environmental

Analytical Report

Client:	CB&I	**Service Request:**	R1509047
Project:	Textron Wheatfield/Annual Groundwater	**Date Collected:**	10/22/15 0940
Sample Matrix:	Water	**Date Received:**	10/22/15
		Date Analyzed:	10/26/15 13:51
Sample Name:	BAT-DW-10-151022	**Units:**	µg/L
Lab Code:	R1509047-021	**Basis:**	NA

Volatile Organic Compounds by GC/MS

Analytical Method:	8260C	**Analysis Lot:**	468926
Prep Method:	EPA 5030C		
Data File Name:	I:\ACQUDATA\msvoa10\data\102615\F3448.D\	**Instrument Name:**	R-MS-10
		Dilution Factor:	10

CAS No.	Analyte Name	Result	Q	MRL	MDL	Note

Surrogate Name	%Rec	Control Limits	Date Analyzed	Q
4-Bromofluorobenzene	101	85-122	10/26/15 13:51	
Toluene-d8	104	87-121	10/26/15 13:51	
Dibromofluoromethane	102	89-119	10/26/15 13:51	

Client:	CB&I	**Service Request:**	R1509047
Project:	Textron Wheatfield/Annual Groundwater	**Date Collected:**	10/22/15 0940
Sample Matrix:	Water	**Date Received:**	10/22/15
		Date Analyzed:	10/26/15 14:18
Sample Name:	BAT-DUP-1-151022	**Units:**	µg/L
Lab Code:	R1509047-022	**Basis:**	NA

Volatile Organic Compounds by GC/MS

Analytical Method:	8260C	**Analysis Lot:**	468926
Prep Method:	EPA 5030C		
Data File Name:	I:\ACQUDATA\msvoa10\data\102615\F3449.D\	**Instrument Name:**	R-MS-10
		Dilution Factor:	10

CAS No.	Analyte Name	Result	Q	MRL	MDL	Note
74-87-3	Chloromethane	10	U	10	2.1	
75-01-4	Vinyl Chloride	**140**		10	3.2	
75-00-3	Chloroethane	10	U	10	2.4	
74-83-9	Bromomethane	10	U	10	2.9	
75-35-4	1,1-Dichloroethene	10	U	10	5.7	
67-64-1	Acetone	50	U	50	13	
75-15-0	Carbon Disulfide	10	U	10	2.2	
75-09-2	Methylene Chloride	**1300**		10	6.0	
156-60-5	trans-1,2-Dichloroethene	10	U	10	3.4	
75-34-3	1,1-Dichloroethane	**11**		10	2.0	
156-59-2	cis-1,2-Dichloroethene	**930**		10	3.0	
78-93-3	2-Butanone (MEK)	50	U	50	8.2	
67-66-3	Chloroform	10	U	10	2.5	
71-55-6	1,1,1-Trichloroethane	**58**		10	3.6	
56-23-5	Carbon Tetrachloride	10	U	10	4.5	
71-43-2	Benzene	10	U	10	2.0	
107-06-2	1,2-Dichloroethane	10	U	10	3.6	
79-01-6	Trichloroethene	**560**		10	2.2	
78-87-5	1,2-Dichloropropane	10	U	10	2.0	
75-27-4	Bromodichloromethane	10	U	10	3.2	
10061-01-5	cis-1,3-Dichloropropene	10	U	10	2.4	
108-10-1	4-Methyl-2-pentanone (MIBK)	50	U	50	6.7	
108-88-3	Toluene	10	U	10	2.0	
10061-02-6	trans-1,3-Dichloropropene	10	U	10	2.0	
79-00-5	1,1,2-Trichloroethane	10	U	10	3.5	
127-18-4	Tetrachloroethene	10	U	10	3.0	
591-78-6	2-Hexanone	50	U	50	17	
124-48-1	Dibromochloromethane	10	U	10	3.1	
108-90-7	Chlorobenzene	10	U	10	2.9	
100-41-4	Ethylbenzene	10	U	10	2.0	
179601-23-1	m,p-Xylenes	20	U	20	3.4	
95-47-6	o-Xylene	10	U	10	2.0	
100-42-5	Styrene	10	U	10	2.0	
75-25-2	Bromoform	10	U	10	4.2	
79-34-5	1,1,2,2-Tetrachloroethane	10	U	10	2.5	

Client:	CB&I	**Service Request:**	R1509047
Project:	Textron Wheatfield/Annual Groundwater	**Date Collected:**	10/22/15 0940
Sample Matrix:	Water	**Date Received:**	10/22/15
		Date Analyzed:	10/26/15 14:18
Sample Name:	BAT-DUP-1-151022	**Units:**	µg/L
Lab Code:	R1509047-022	**Basis:**	NA

Volatile Organic Compounds by GC/MS

Analytical Method:	8260C	**Analysis Lot:**	468926
Prep Method:	EPA 5030C		
Data File Name:	I:\ACQUDATA\msvoa10\data\102615\F3449.D\	**Instrument Name:**	R-MS-10
		Dilution Factor:	10

CAS No.	Analyte Name	Result	Q	MRL	MDL	Note

Surrogate Name	%Rec	Control Limits	Date Analyzed	Q
4-Bromofluorobenzene	101	85-122	10/26/15 14:18	
Toluene-d8	105	87-121	10/26/15 14:18	
Dibromofluoromethane	105	89-119	10/26/15 14:18	

Client:	CB&I	**Service Request:**	R1509047
Project:	Textron Wheatfield/Annual Groundwater	**Date Collected:**	10/22/15 1025
Sample Matrix:	Water	**Date Received:**	10/22/15
		Date Analyzed:	10/26/15 14:42
Sample Name:	BAT-89-15(1)-151022	**Units:**	µg/L
Lab Code:	R1509047-023	**Basis:**	NA

Volatile Organic Compounds by GC/MS

Analytical Method:	8260C	**Analysis Lot:**	468926
Prep Method:	EPA 5030C		
Data File Name:	I:\ACQUDATA\msvoa10\data\102615\F3450.D\	**Instrument Name:**	R-MS-10
		Dilution Factor:	250

CAS No.	Analyte Name	Result	Q	MRL	MDL	Note
74-87-3	Chloromethane	250	U	250	53	
75-01-4	Vinyl Chloride	**210**	**J**	250	80	
75-00-3	Chloroethane	250	U	250	60	
74-83-9	Bromomethane	250	U	250	73	
75-35-4	1,1-Dichloroethene	250	U	250	150	
67-64-1	Acetone	1300	U	1300	310	
75-15-0	Carbon Disulfide	250	U	250	55	
75-09-2	Methylene Chloride	**25000**		250	150	
156-60-5	trans-1,2-Dichloroethene	250	U	250	83	
75-34-3	1,1-Dichloroethane	250	U	250	50	
156-59-2	cis-1,2-Dichloroethene	**4800**		250	75	
78-93-3	2-Butanone (MEK)	1300	U	1300	210	
67-66-3	Chloroform	250	U	250	63	
71-55-6	1,1,1-Trichloroethane	250	U	250	90	
56-23-5	Carbon Tetrachloride	250	U	250	120	
71-43-2	Benzene	250	U	250	50	
107-06-2	1,2-Dichloroethane	250	U	250	90	
79-01-6	Trichloroethene	**43000**		250	55	
78-87-5	1,2-Dichloropropane	250	U	250	50	
75-27-4	Bromodichloromethane	250	U	250	80	
10061-01-5	cis-1,3-Dichloropropene	250	U	250	60	
108-10-1	4-Methyl-2-pentanone (MIBK)	1300	U	1300	170	
108-88-3	Toluene	250	U	250	50	
10061-02-6	trans-1,3-Dichloropropene	250	U	250	50	
79-00-5	1,1,2-Trichloroethane	250	U	250	85	
127-18-4	Tetrachloroethene	250	U	250	75	
591-78-6	2-Hexanone	1300	U	1300	420	
124-48-1	Dibromochloromethane	250	U	250	78	
108-90-7	Chlorobenzene	250	U	250	73	
100-41-4	Ethylbenzene	250	U	250	50	
179601-23-1	m,p-Xylenes	500	U	500	83	
95-47-6	o-Xylene	250	U	250	50	
100-42-5	Styrene	250	U	250	50	
75-25-2	Bromoform	250	U	250	110	
79-34-5	1,1,2,2-Tetrachloroethane	250	U	250	63	

Client:	CB&I	**Service Request:**	R1509047
Project:	Textron Wheatfield/Annual Groundwater	**Date Collected:**	10/22/15 1025
Sample Matrix:	Water	**Date Received:**	10/22/15
		Date Analyzed:	10/26/15 14:42
Sample Name:	BAT-89-15(1)-151022	**Units:**	µg/L
Lab Code:	R1509047-023	**Basis:**	NA

Volatile Organic Compounds by GC/MS

Analytical Method:	8260C	**Analysis Lot:**	468926
Prep Method:	EPA 5030C		
Data File Name:	I:\ACQUDATA\msvoa10\data\102615\F3450.D\	**Instrument Name:**	R-MS-10
		Dilution Factor:	250

CAS No.	Analyte Name	Result	Q	MRL	MDL	Note

Surrogate Name	%Rec	Control Limits	Date Analyzed	Q
4-Bromofluorobenzene	98	85-122	10/26/15 14:42	
Toluene-d8	102	87-121	10/26/15 14:42	
Dibromofluoromethane	102	89-119	10/26/15 14:42	

Client:	CB&I	**Service Request:**	R1509047
Project:	Textron Wheatfield/Annual Groundwater	**Date Collected:**	10/22/15 1105
Sample Matrix:	Water	**Date Received:**	10/22/15
		Date Analyzed:	10/26/15 15:06
Sample Name:	BAT-87-13(3)-151022	**Units:**	µg/L
Lab Code:	R1509047-024	**Basis:**	NA

Volatile Organic Compounds by GC/MS

Analytical Method:	8260C	**Analysis Lot:**	468926
Prep Method:	EPA 5030C		
Data File Name:	I:\ACQUDATA\msvoa10\data\102615\F3451.D\	**Instrument Name:**	R-MS-10
		Dilution Factor:	500

CAS No.	Analyte Name	Result	Q	MRL	MDL	Note
74-87-3	Chloromethane	500	U	500	110	
75-01-4	Vinyl Chloride	**940**		500	160	
75-00-3	Chloroethane	500	U	500	120	
74-83-9	Bromomethane	500	U	500	150	
75-35-4	1,1-Dichloroethene	500	U	500	290	
67-64-1	Acetone	2500	U	2500	620	
75-15-0	Carbon Disulfide	**870**		500	110	
75-09-2	Methylene Chloride	500	U	500	300	
156-60-5	trans-1,2-Dichloroethene	**500**	J	500	170	
75-34-3	1,1-Dichloroethane	500	U	500	100	
156-59-2	cis-1,2-Dichloroethene	**68000**		500	150	
78-93-3	2-Butanone (MEK)	2500	U	2500	410	
67-66-3	Chloroform	500	U	500	130	
71-55-6	1,1,1-Trichloroethane	500	U	500	180	
56-23-5	Carbon Tetrachloride	500	U	500	230	
71-43-2	Benzene	500	U	500	100	
107-06-2	1,2-Dichloroethane	500	U	500	180	
79-01-6	Trichloroethene	**97000**		500	110	
78-87-5	1,2-Dichloropropane	500	U	500	100	
75-27-4	Bromodichloromethane	500	U	500	160	
10061-01-5	cis-1,3-Dichloropropene	500	U	500	120	
108-10-1	4-Methyl-2-pentanone (MIBK)	2500	U	2500	340	
108-88-3	Toluene	500	U	500	100	
10061-02-6	trans-1,3-Dichloropropene	500	U	500	100	
79-00-5	1,1,2-Trichloroethane	500	U	500	170	
127-18-4	Tetrachloroethene	500	U	500	150	
591-78-6	2-Hexanone	2500	U	2500	830	
124-48-1	Dibromochloromethane	500	U	500	160	
108-90-7	Chlorobenzene	500	U	500	150	
100-41-4	Ethylbenzene	500	U	500	100	
179601-23-1	m,p-Xylenes	1000	U	1000	170	
95-47-6	o-Xylene	500	U	500	100	
100-42-5	Styrene	500	U	500	100	
75-25-2	Bromoform	500	U	500	210	
79-34-5	1,1,2,2-Tetrachloroethane	500	U	500	130	

Client:	CB&I	**Service Request:**	R1509047
Project:	Textron Wheatfield/Annual Groundwater	**Date Collected:**	10/22/15 1105
Sample Matrix:	Water	**Date Received:**	10/22/15
		Date Analyzed:	10/26/15 15:06
Sample Name:	BAT-87-13(3)-151022	**Units:**	µg/L
Lab Code:	R1509047-024	**Basis:**	NA

Volatile Organic Compounds by GC/MS

Analytical Method:	8260C	**Analysis Lot:**	468926
Prep Method:	EPA 5030C		
Data File Name:	I:\ACQUDATA\msvoa10\data\102615\F3451.D\	**Instrument Name:**	R-MS-10
		Dilution Factor:	500

CAS No.	Analyte Name	Result	Q	MRL	MDL	Note

Surrogate Name	%Rec	Control Limits	Date Analyzed	Q
4-Bromofluorobenzene	100	85-122	10/26/15 15:06	
Toluene-d8	107	87-121	10/26/15 15:06	
Dibromofluoromethane	104	89-119	10/26/15 15:06	

Client:	CB&I	**Service Request:**	R1509047
Project:	Textron Wheatfield/Annual Groundwater	**Date Collected:**	10/22/15 1105
Sample Matrix:	Water	**Date Received:**	10/22/15
		Date Analyzed:	10/26/15 15:31
Sample Name:	BAT-DUP-2-151022	**Units:**	µg/L
Lab Code:	R1509047-025	**Basis:**	NA

Volatile Organic Compounds by GC/MS

Analytical Method:	8260C	**Analysis Lot:**	468926
Prep Method:	EPA 5030C		
Data File Name:	I:\ACQUDATA\msvoa10\data\102615\F3452.D\	**Instrument Name:**	R-MS-10
		Dilution Factor:	500

CAS No.	Analyte Name	Result	Q	MRL	MDL	Note
74-87-3	Chloromethane	500	U	500	110	
75-01-4	Vinyl Chloride	**550**		500	160	
75-00-3	Chloroethane	500	U	500	120	
74-83-9	Bromomethane	500	U	500	150	
75-35-4	1,1-Dichloroethene	500	U	500	290	
67-64-1	Acetone	2500	U	2500	620	
75-15-0	Carbon Disulfide	**420**	J	500	110	
75-09-2	Methylene Chloride	500	U	500	300	
156-60-5	trans-1,2-Dichloroethene	**250**	J	500	170	
75-34-3	1,1-Dichloroethane	500	U	500	100	
156-59-2	cis-1,2-Dichloroethene	**36000**		500	150	
78-93-3	2-Butanone (MEK)	2500	U	2500	410	
67-66-3	Chloroform	500	U	500	130	
71-55-6	1,1,1-Trichloroethane	500	U	500	180	
56-23-5	Carbon Tetrachloride	500	U	500	230	
71-43-2	Benzene	500	U	500	100	
107-06-2	1,2-Dichloroethane	500	U	500	180	
79-01-6	Trichloroethene	**49000**		500	110	
78-87-5	1,2-Dichloropropane	500	U	500	100	
75-27-4	Bromodichloromethane	500	U	500	160	
10061-01-5	cis-1,3-Dichloropropene	500	U	500	120	
108-10-1	4-Methyl-2-pentanone (MIBK)	2500	U	2500	340	
108-88-3	Toluene	500	U	500	100	
10061-02-6	trans-1,3-Dichloropropene	500	U	500	100	
79-00-5	1,1,2-Trichloroethane	500	U	500	170	
127-18-4	Tetrachloroethene	500	U	500	150	
591-78-6	2-Hexanone	2500	U	2500	830	
124-48-1	Dibromochloromethane	500	U	500	160	
108-90-7	Chlorobenzene	500	U	500	150	
100-41-4	Ethylbenzene	500	U	500	100	
179601-23-1	m,p-Xylenes	1000	U	1000	170	
95-47-6	o-Xylene	500	U	500	100	
100-42-5	Styrene	500	U	500	100	
75-25-2	Bromoform	500	U	500	210	
79-34-5	1,1,2,2-Tetrachloroethane	500	U	500	130	

Client:	CB&I	**Service Request:**	R1509047
Project:	Textron Wheatfield/Annual Groundwater	**Date Collected:**	10/22/15 1105
Sample Matrix:	Water	**Date Received:**	10/22/15
		Date Analyzed:	10/26/15 15:31
Sample Name:	BAT-DUP-2-151022	**Units:**	µg/L
Lab Code:	R1509047-025	**Basis:**	NA

Volatile Organic Compounds by GC/MS

Analytical Method:	8260C	**Analysis Lot:**	468926
Prep Method:	EPA 5030C		
Data File Name:	I:\ACQUDATA\msvoa10\data\102615\F3452.D\	**Instrument Name:**	R-MS-10
		Dilution Factor:	500

CAS No.	Analyte Name	Result	Q	MRL	MDL	Note

Surrogate Name	%Rec	Control Limits	Date Analyzed	Q
4-Bromofluorobenzene	100	85-122	10/26/15 15:31	
Toluene-d8	104	87-121	10/26/15 15:31	
Dibromofluoromethane	100	89-119	10/26/15 15:31	

Client:	CB&I	**Service Request:**	R1509047
Project:	Textron Wheatfield/Annual Groundwater	**Date Collected:**	10/22/15 1130
Sample Matrix:	Water	**Date Received:**	10/22/15
		Date Analyzed:	10/26/15 15:55
Sample Name:	BAT-87-14(0)-151022	**Units:**	µg/L
Lab Code:	R1509047-026	**Basis:**	NA

Volatile Organic Compounds by GC/MS

Analytical Method:	8260C	**Analysis Lot:**	468926
Prep Method:	EPA 5030C		
Data File Name:	I:\ACQUDATA\msvoa10\data\102615\F3453.D\	**Instrument Name:**	R-MS-10
		Dilution Factor:	1

CAS No.	Analyte Name	Result	Q	MRL	MDL	Note
74-87-3	Chloromethane	1.0	U	1.0	0.21	
75-01-4	Vinyl Chloride	1.0	U	1.0	0.32	
75-00-3	Chloroethane	1.0	U	1.0	0.24	
74-83-9	Bromomethane	1.0	U	1.0	0.29	
75-35-4	1,1-Dichloroethene	1.0	U	1.0	0.57	
67-64-1	Acetone	**2.0**	J	5.0	1.3	
75-15-0	Carbon Disulfide	1.0	U	1.0	0.22	
75-09-2	Methylene Chloride	1.0	U	1.0	0.60	
156-60-5	trans-1,2-Dichloroethene	**0.34**	J	1.0	0.33	
75-34-3	1,1-Dichloroethane	1.0	U	1.0	0.20	
156-59-2	cis-1,2-Dichloroethene	**1.6**		1.0	0.30	
78-93-3	2-Butanone (MEK)	5.0	U	5.0	0.81	
67-66-3	Chloroform	**0.54**	J	1.0	0.25	
71-55-6	1,1,1-Trichloroethane	1.0	U	1.0	0.36	
56-23-5	Carbon Tetrachloride	1.0	U	1.0	0.45	
71-43-2	Benzene	1.0	U	1.0	0.20	
107-06-2	1,2-Dichloroethane	1.0	U	1.0	0.36	
79-01-6	Trichloroethene	**160**		1.0	0.22	
78-87-5	1,2-Dichloropropane	1.0	U	1.0	0.20	
75-27-4	Bromodichloromethane	1.0	U	1.0	0.32	
10061-01-5	cis-1,3-Dichloropropene	1.0	U	1.0	0.24	
108-10-1	4-Methyl-2-pentanone (MIBK)	5.0	U	5.0	0.67	
108-88-3	Toluene	1.0	U	1.0	0.20	
10061-02-6	trans-1,3-Dichloropropene	1.0	U	1.0	0.20	
79-00-5	1,1,2-Trichloroethane	1.0	U	1.0	0.34	
127-18-4	Tetrachloroethene	1.0	U	1.0	0.30	
591-78-6	2-Hexanone	5.0	U	5.0	1.7	
124-48-1	Dibromochloromethane	1.0	U	1.0	0.31	
108-90-7	Chlorobenzene	1.0	U	1.0	0.29	
100-41-4	Ethylbenzene	1.0	U	1.0	0.20	
179601-23-1	m,p-Xylenes	2.0	U	2.0	0.33	
95-47-6	o-Xylene	1.0	U	1.0	0.20	
100-42-5	Styrene	1.0	U	1.0	0.20	
75-25-2	Bromoform	1.0	U	1.0	0.42	
79-34-5	1,1,2,2-Tetrachloroethane	1.0	U	1.0	0.25	

Client:	CB&I	**Service Request:**	R1509047
Project:	Textron Wheatfield/Annual Groundwater	**Date Collected:**	10/22/15 1130
Sample Matrix:	Water	**Date Received:**	10/22/15
		Date Analyzed:	10/26/15 15:55
Sample Name:	BAT-87-14(0)-151022	**Units:**	µg/L
Lab Code:	R1509047-026	**Basis:**	NA

Volatile Organic Compounds by GC/MS

Analytical Method:	8260C	**Analysis Lot:**	468926
Prep Method:	EPA 5030C		
Data File Name:	I:\ACQUDATA\msvoa10\data\102615\F3453.D\	**Instrument Name:**	R-MS-10
		Dilution Factor:	1

CAS No.	Analyte Name	Result	Q	MRL	MDL	Note

Surrogate Name	%Rec	Control Limits	Date Analyzed	Q
4-Bromofluorobenzene	100	85-122	10/26/15 15:55	
Toluene-d8	105	87-121	10/26/15 15:55	
Dibromofluoromethane	102	89-119	10/26/15 15:55	

Client:	CB&I	**Service Request:**	R1509047
Project:	Textron Wheatfield/Annual Groundwater	**Date Collected:**	10/22/15 1145
Sample Matrix:	Water	**Date Received:**	10/22/15
		Date Analyzed:	10/26/15 16:19
Sample Name:	BAT-DW-9-151022	**Units:**	µg/L
Lab Code:	R1509047-027	**Basis:**	NA

Volatile Organic Compounds by GC/MS

Analytical Method:	8260C	**Analysis Lot:**	468926
Prep Method:	EPA 5030C		
Data File Name:	I:\ACQUDATA\msvoa10\data\102615\F3454.D\	**Instrument Name:**	R-MS-10
		Dilution Factor:	1

CAS No.	Analyte Name	Result	Q	MRL	MDL	Note
74-87-3	Chloromethane	1.0	U	1.0	0.21	
75-01-4	Vinyl Chloride	**2.7**		1.0	0.32	
75-00-3	Chloroethane	1.0	U	1.0	0.24	
74-83-9	Bromomethane	1.0	U	1.0	0.29	
75-35-4	1,1-Dichloroethene	1.0	U	1.0	0.57	
67-64-1	Acetone	5.0	U	5.0	1.3	
75-15-0	Carbon Disulfide	1.0	U	1.0	0.22	
75-09-2	Methylene Chloride	1.0	U	1.0	0.60	
156-60-5	trans-1,2-Dichloroethene	1.0	U	1.0	0.33	
75-34-3	1,1-Dichloroethane	**0.29**	J	1.0	0.20	
156-59-2	cis-1,2-Dichloroethene	**23**		1.0	0.30	
78-93-3	2-Butanone (MEK)	5.0	U	5.0	0.81	
67-66-3	Chloroform	**8.4**		1.0	0.25	
71-55-6	1,1,1-Trichloroethane	**0.72**	J	1.0	0.36	
56-23-5	Carbon Tetrachloride	1.0	U	1.0	0.45	
71-43-2	Benzene	1.0	U	1.0	0.20	
107-06-2	1,2-Dichloroethane	1.0	U	1.0	0.36	
79-01-6	Trichloroethene	**36**		1.0	0.22	
78-87-5	1,2-Dichloropropane	1.0	U	1.0	0.20	
75-27-4	Bromodichloromethane	**0.87**	J	1.0	0.32	
10061-01-5	cis-1,3-Dichloropropene	1.0	U	1.0	0.24	
108-10-1	4-Methyl-2-pentanone (MIBK)	5.0	U	5.0	0.67	
108-88-3	Toluene	1.0	U	1.0	0.20	
10061-02-6	trans-1,3-Dichloropropene	1.0	U	1.0	0.20	
79-00-5	1,1,2-Trichloroethane	1.0	U	1.0	0.34	
127-18-4	Tetrachloroethene	1.0	U	1.0	0.30	
591-78-6	2-Hexanone	5.0	U	5.0	1.7	
124-48-1	Dibromochloromethane	1.0	U	1.0	0.31	
108-90-7	Chlorobenzene	1.0	U	1.0	0.29	
100-41-4	Ethylbenzene	1.0	U	1.0	0.20	
179601-23-1	m,p-Xylenes	2.0	U	2.0	0.33	
95-47-6	o-Xylene	1.0	U	1.0	0.20	
100-42-5	Styrene	1.0	U	1.0	0.20	
75-25-2	Bromoform	1.0	U	1.0	0.42	
79-34-5	1,1,2,2-Tetrachloroethane	1.0	U	1.0	0.25	

Client:	CB&I	**Service Request:**	R1509047
Project:	Textron Wheatfield/Annual Groundwater	**Date Collected:**	10/22/15 1145
Sample Matrix:	Water	**Date Received:**	10/22/15
		Date Analyzed:	10/26/15 16:19
Sample Name:	BAT-DW-9-151022	**Units:**	µg/L
Lab Code:	R1509047-027	**Basis:**	NA

Volatile Organic Compounds by GC/MS

Analytical Method:	8260C	**Analysis Lot:**	468926
Prep Method:	EPA 5030C		
Data File Name:	I:\ACQUDATA\msvoa10\data\102615\F3454.D\	**Instrument Name:**	R-MS-10
		Dilution Factor:	1

CAS No.	Analyte Name	Result	Q	MRL	MDL	Note

Surrogate Name	%Rec	Control Limits	Date Analyzed	Q
4-Bromofluorobenzene	98	85-122	10/26/15 16:19	
Toluene-d8	104	87-121	10/26/15 16:19	
Dibromofluoromethane	101	89-119	10/26/15 16:19	

Client:	CB&I	**Service Request:**	R1509047
Project:	Textron Wheatfield/Annual Groundwater	**Date Collected:**	10/22/15 1225
Sample Matrix:	Water	**Date Received:**	10/22/15
		Date Analyzed:	10/27/15 20:32
Sample Name:	BAT-87-17(1)-151022	**Units:**	µg/L
Lab Code:	R1509047-028	**Basis:**	NA

Volatile Organic Compounds by GC/MS

Analytical Method:	8260C	**Analysis Lot:**	469155
Data File Name:	I:\ACQUDATA\msvoa10\data\102715\F3521.D\	**Instrument Name:**	R-MS-10
		Dilution Factor:	2

CAS No.	Analyte Name	Result	Q	MRL	MDL	Note
74-87-3	Chloromethane	2.0	U	2.0	0.42	
75-01-4	Vinyl Chloride	**260**		2.0	0.64	
75-00-3	Chloroethane	2.0	U	2.0	0.48	
74-83-9	Bromomethane	2.0	U	2.0	0.58	
75-35-4	1,1-Dichloroethene	**1.4**	**J**	2.0	1.2	
67-64-1	Acetone	10	U	10	2.5	
75-15-0	Carbon Disulfide	**2.9**		2.0	0.44	
75-09-2	Methylene Chloride	2.0	U	2.0	1.2	
156-60-5	trans-1,2-Dichloroethene	**2.1**		2.0	0.66	
75-34-3	1,1-Dichloroethane	**27**		2.0	0.40	
156-59-2	cis-1,2-Dichloroethene	**160**		2.0	0.60	
78-93-3	2-Butanone (MEK)	10	U	10	1.7	
67-66-3	Chloroform	2.0	U	2.0	0.50	
71-55-6	1,1,1-Trichloroethane	**140**		2.0	0.72	
56-23-5	Carbon Tetrachloride	2.0	U	2.0	0.90	
71-43-2	Benzene	2.0	U	2.0	0.40	
107-06-2	1,2-Dichloroethane	2.0	U	2.0	0.72	
79-01-6	Trichloroethene	**13**		2.0	0.44	
78-87-5	1,2-Dichloropropane	2.0	U	2.0	0.40	
75-27-4	Bromodichloromethane	2.0	U	2.0	0.64	
10061-01-5	cis-1,3-Dichloropropene	2.0	U	2.0	0.48	
108-10-1	4-Methyl-2-pentanone (MIBK)	10	U	10	1.4	
108-88-3	Toluene	2.0	U	2.0	0.40	
10061-02-6	trans-1,3-Dichloropropene	2.0	U	2.0	0.40	
79-00-5	1,1,2-Trichloroethane	2.0	U	2.0	0.68	
127-18-4	Tetrachloroethene	2.0	U	2.0	0.60	
591-78-6	2-Hexanone	10	U	10	3.4	
124-48-1	Dibromochloromethane	2.0	U	2.0	0.62	
108-90-7	Chlorobenzene	2.0	U	2.0	0.58	
100-41-4	Ethylbenzene	2.0	U	2.0	0.40	
179601-23-1	m,p-Xylenes	4.0	U	4.0	0.66	
95-47-6	o-Xylene	2.0	U	2.0	0.40	
100-42-5	Styrene	2.0	U	2.0	0.40	
75-25-2	Bromoform	2.0	U	2.0	0.84	
79-34-5	1,1,2,2-Tetrachloroethane	2.0	U	2.0	0.50	

Client:	CB&I	**Service Request:**	R1509047
Project:	Textron Wheatfield/Annual Groundwater	**Date Collected:**	10/22/15 1225
Sample Matrix:	Water	**Date Received:**	10/22/15
		Date Analyzed:	10/27/15 20:32
Sample Name:	BAT-87-17(1)-151022	**Units:**	Percent
Lab Code:	R1509047-028	**Basis:**	NA

Volatile Organic Compounds by GC/MS

Analytical Method:	8260C	**Analysis Lot:**	469155
Data File Name:	I:\ACQUDATA\msvoa10\data\102715\F3521.D\	**Instrument Name:**	R-MS-10
		Dilution Factor:	2

Surrogate Name	%Rec	Control Limits	Date Analyzed	Q
4-Bromofluorobenzene	104	85-122	10/27/15 20:32	
Toluene-d8	105	87-121	10/27/15 20:32	
Dibromofluoromethane	106	89-119	10/27/15 20:32	

Client:	CB&I	**Service Request:**	R1509047
Project:	Textron Wheatfield/Annual Groundwater	**Date Collected:**	10/22/15 1300
Sample Matrix:	Water	**Date Received:**	10/22/15
		Date Analyzed:	10/26/15 17:08
Sample Name:	BAT-87-20(0)-151022	**Units:**	µg/L
Lab Code:	R1509047-029	**Basis:**	NA

Volatile Organic Compounds by GC/MS

Analytical Method:	8260C	**Analysis Lot:**	468926
Prep Method:	EPA 5030C		
Data File Name:	I:\ACQUDATA\msvoa10\data\102615\F3456.D\	**Instrument Name:**	R-MS-10
		Dilution Factor:	1

CAS No.	Analyte Name	Result	Q	MRL	MDL	Note
74-87-3	Chloromethane	1.0	U	1.0	0.21	
75-01-4	Vinyl Chloride	1.0	U	1.0	0.32	
75-00-3	Chloroethane	1.0	U	1.0	0.24	
74-83-9	Bromomethane	1.0	U	1.0	0.29	
75-35-4	1,1-Dichloroethene	1.0	U	1.0	0.57	
67-64-1	Acetone	5.0	U	5.0	1.3	
75-15-0	Carbon Disulfide	1.0	U	1.0	0.22	
75-09-2	Methylene Chloride	1.0	U	1.0	0.60	
156-60-5	trans-1,2-Dichloroethene	1.0	U	1.0	0.33	
75-34-3	1,1-Dichloroethane	1.0	U	1.0	0.20	
156-59-2	cis-1,2-Dichloroethene	1.0	U	1.0	0.30	
78-93-3	2-Butanone (MEK)	5.0	U	5.0	0.81	
67-66-3	Chloroform	1.0	U	1.0	0.25	
71-55-6	1,1,1-Trichloroethane	1.0	U	1.0	0.36	
56-23-5	Carbon Tetrachloride	1.0	U	1.0	0.45	
71-43-2	Benzene	1.0	U	1.0	0.20	
107-06-2	1,2-Dichloroethane	1.0	U	1.0	0.36	
79-01-6	Trichloroethene	**0.24**	J	1.0	0.22	
78-87-5	1,2-Dichloropropane	1.0	U	1.0	0.20	
75-27-4	Bromodichloromethane	1.0	U	1.0	0.32	
10061-01-5	cis-1,3-Dichloropropene	1.0	U	1.0	0.24	
108-10-1	4-Methyl-2-pentanone (MIBK)	5.0	U	5.0	0.67	
108-88-3	Toluene	1.0	U	1.0	0.20	
10061-02-6	trans-1,3-Dichloropropene	1.0	U	1.0	0.20	
79-00-5	1,1,2-Trichloroethane	1.0	U	1.0	0.34	
127-18-4	Tetrachloroethene	1.0	U	1.0	0.30	
591-78-6	2-Hexanone	5.0	U	5.0	1.7	
124-48-1	Dibromochloromethane	1.0	U	1.0	0.31	
108-90-7	Chlorobenzene	1.0	U	1.0	0.29	
100-41-4	Ethylbenzene	1.0	U	1.0	0.20	
179601-23-1	m,p-Xylenes	2.0	U	2.0	0.33	
95-47-6	o-Xylene	1.0	U	1.0	0.20	
100-42-5	Styrene	1.0	U	1.0	0.20	
75-25-2	Bromoform	1.0	U	1.0	0.42	
79-34-5	1,1,2,2-Tetrachloroethane	1.0	U	1.0	0.25	

Client:	CB&I	**Service Request:**	R1509047
Project:	Textron Wheatfield/Annual Groundwater	**Date Collected:**	10/22/15 1300
Sample Matrix:	Water	**Date Received:**	10/22/15
		Date Analyzed:	10/26/15 17:08
Sample Name:	BAT-87-20(0)-151022	**Units:**	µg/L
Lab Code:	R1509047-029	**Basis:**	NA

Volatile Organic Compounds by GC/MS

Analytical Method:	8260C	**Analysis Lot:**	468926
Prep Method:	EPA 5030C		
Data File Name:	I:\ACQUDATA\msvoa10\data\102615\F3456.D\	**Instrument Name:**	R-MS-10
		Dilution Factor:	1

CAS No.	Analyte Name	Result	Q	MRL	MDL	Note

Surrogate Name	%Rec	Control Limits	Date Analyzed	Q
4-Bromofluorobenzene	100	85-122	10/26/15 17:08	
Toluene-d8	103	87-121	10/26/15 17:08	
Dibromofluoromethane	105	89-119	10/26/15 17:08	

Client:	CB&I	**Service Request:**	R1509047
Project:	Textron Wheatfield/Annual Groundwater	**Date Collected:**	10/21/15 0805
Sample Matrix:	Water	**Date Received:**	10/22/15
		Date Analyzed:	10/23/15 13:19
Sample Name:	TRIP BLANK	**Units:**	µg/L
Lab Code:	R1509047-030	**Basis:**	NA

Volatile Organic Compounds by GC/MS

Analytical Method:	8260C	**Analysis Lot:**	468624
Prep Method:	EPA 5030C		
Data File Name:	I:\ACQUDATA\msvoa10\data\102315\F3386.D\	**Instrument Name:**	R-MS-10
		Dilution Factor:	1

CAS No.	Analyte Name	Result	Q	MRL	MDL	Note
74-87-3	Chloromethane	1.0	U	1.0	0.21	
75-01-4	Vinyl Chloride	1.0	U	1.0	0.32	
75-00-3	Chloroethane	1.0	U	1.0	0.24	
74-83-9	Bromomethane	1.0	U	1.0	0.29	
75-35-4	1,1-Dichloroethene	1.0	U	1.0	0.57	
67-64-1	Acetone	5.0	U	5.0	1.3	
75-15-0	Carbon Disulfide	1.0	U	1.0	0.22	
75-09-2	Methylene Chloride	1.0	U	1.0	0.60	
156-60-5	trans-1,2-Dichloroethene	1.0	U	1.0	0.33	
75-34-3	1,1-Dichloroethane	1.0	U	1.0	0.20	
156-59-2	cis-1,2-Dichloroethene	1.0	U	1.0	0.30	
78-93-3	2-Butanone (MEK)	5.0	U	5.0	0.81	
67-66-3	Chloroform	1.0	U	1.0	0.25	
71-55-6	1,1,1-Trichloroethane	1.0	U	1.0	0.36	
56-23-5	Carbon Tetrachloride	1.0	U	1.0	0.45	
71-43-2	Benzene	1.0	U	1.0	0.20	
107-06-2	1,2-Dichloroethane	1.0	U	1.0	0.36	
79-01-6	Trichloroethene	1.0	U	1.0	0.22	
78-87-5	1,2-Dichloropropane	1.0	U	1.0	0.20	
75-27-4	Bromodichloromethane	1.0	U	1.0	0.32	
10061-01-5	cis-1,3-Dichloropropene	1.0	U	1.0	0.24	
108-10-1	4-Methyl-2-pentanone (MIBK)	5.0	U	5.0	0.67	
108-88-3	Toluene	1.0	U	1.0	0.20	
10061-02-6	trans-1,3-Dichloropropene	1.0	U	1.0	0.20	
79-00-5	1,1,2-Trichloroethane	1.0	U	1.0	0.34	
127-18-4	Tetrachloroethene	1.0	U	1.0	0.30	
591-78-6	2-Hexanone	5.0	U	5.0	1.7	
124-48-1	Dibromochloromethane	1.0	U	1.0	0.31	
108-90-7	Chlorobenzene	1.0	U	1.0	0.29	
100-41-4	Ethylbenzene	1.0	U	1.0	0.20	
179601-23-1	m,p-Xylenes	2.0	U	2.0	0.33	
95-47-6	o-Xylene	1.0	U	1.0	0.20	
100-42-5	Styrene	1.0	U	1.0	0.20	
75-25-2	Bromoform	1.0	U	1.0	0.42	
79-34-5	1,1,2,2-Tetrachloroethane	1.0	U	1.0	0.25	

Client:	CB&I	**Service Request:**	R1509047
Project:	Textron Wheatfield/Annual Groundwater	**Date Collected:**	10/21/15 0805
Sample Matrix:	Water	**Date Received:**	10/22/15
		Date Analyzed:	10/23/15 13:19
Sample Name:	TRIP BLANK	**Units:**	µg/L
Lab Code:	R1509047-030	**Basis:**	NA

Volatile Organic Compounds by GC/MS

Analytical Method:	8260C	**Analysis Lot:**	468624
Prep Method:	EPA 5030C		
Data File Name:	I:\ACQUDATA\msvoa10\data\102315\F3386.D\	**Instrument Name:**	R-MS-10
		Dilution Factor:	1

CAS No.	Analyte Name	Result	Q	MRL	MDL	Note

Surrogate Name	%Rec	Control Limits	Date Analyzed	Q
4-Bromofluorobenzene	101	85-122	10/23/15 13:19	
Toluene-d8	103	87-121	10/23/15 13:19	
Dibromofluoromethane	99	89-119	10/23/15 13:19	

Client:	CB&I	**Service Request:**	R1509047
Project:	Textron Wheatfield/Annual Groundwater	**Date Collected:**	NA
Sample Matrix:	Water	**Date Received:**	NA
		Date Analyzed:	10/23/15 12:47
Sample Name:	Method Blank	**Units:**	µg/L
Lab Code:	RQ1513253-01	**Basis:**	NA

Volatile Organic Compounds by GC/MS

Analytical Method:	8260C	**Analysis Lot:**	468624
Prep Method:	EPA 5030C		
Data File Name:	I:\ACQUDATA\msvoa10\data\102315\F3385.D\	**Instrument Name:**	R-MS-10
		Dilution Factor:	1

CAS No.	Analyte Name	Result	Q	MRL	MDL	Note
74-87-3	Chloromethane	5.0	U	5.0	0.21	
75-01-4	Vinyl Chloride	5.0	U	5.0	0.32	
75-00-3	Chloroethane	5.0	U	5.0	0.24	
74-83-9	Bromomethane	5.0	U	5.0	0.29	
75-35-4	1,1-Dichloroethene	5.0	U	5.0	0.57	
67-64-1	Acetone	10	U	10	1.3	
75-15-0	Carbon Disulfide	10	U	10	0.22	
75-09-2	Methylene Chloride	5.0	U	5.0	0.60	
156-60-5	trans-1,2-Dichloroethene	5.0	U	5.0	0.33	
75-34-3	1,1-Dichloroethane	5.0	U	5.0	0.20	
156-59-2	cis-1,2-Dichloroethene	5.0	U	5.0	0.30	
78-93-3	2-Butanone (MEK)	10	U	10	0.81	
67-66-3	Chloroform	5.0	U	5.0	0.25	
71-55-6	1,1,1-Trichloroethane	5.0	U	5.0	0.36	
56-23-5	Carbon Tetrachloride	5.0	U	5.0	0.45	
71-43-2	Benzene	5.0	U	5.0	0.20	
107-06-2	1,2-Dichloroethane	5.0	U	5.0	0.36	
79-01-6	Trichloroethene	5.0	U	5.0	0.22	
78-87-5	1,2-Dichloropropane	5.0	U	5.0	0.20	
75-27-4	Bromodichloromethane	5.0	U	5.0	0.32	
10061-01-5	cis-1,3-Dichloropropene	5.0	U	5.0	0.24	
108-10-1	4-Methyl-2-pentanone (MIBK)	10	U	10	0.67	
108-88-3	Toluene	5.0	U	5.0	0.20	
10061-02-6	trans-1,3-Dichloropropene	5.0	U	5.0	0.20	
79-00-5	1,1,2-Trichloroethane	5.0	U	5.0	0.34	
127-18-4	Tetrachloroethene	5.0	U	5.0	0.30	
591-78-6	2-Hexanone	10	U	10	1.7	
124-48-1	Dibromochloromethane	5.0	U	5.0	0.31	
108-90-7	Chlorobenzene	5.0	U	5.0	0.29	
100-41-4	Ethylbenzene	5.0	U	5.0	0.20	
179601-23-1	m,p-Xylenes	5.0	U	5.0	0.33	
95-47-6	o-Xylene	5.0	U	5.0	0.20	
100-42-5	Styrene	5.0	U	5.0	0.20	
75-25-2	Bromoform	5.0	U	5.0	0.42	
79-34-5	1,1,2,2-Tetrachloroethane	5.0	U	5.0	0.25	

Client:	CB&I	**Service Request:**	R1509047
Project:	Textron Wheatfield/Annual Groundwater	**Date Collected:**	NA
Sample Matrix:	Water	**Date Received:**	NA
		Date Analyzed:	10/23/15 12:47
Sample Name:	Method Blank	**Units:**	µg/L
Lab Code:	RQ1513253-01	**Basis:**	NA

Volatile Organic Compounds by GC/MS

Analytical Method:	8260C	**Analysis Lot:**	468624
Prep Method:	EPA 5030C		
Data File Name:	I:\ACQUDATA\msvoa10\data\102315\F3385.D\	**Instrument Name:**	R-MS-10
		Dilution Factor:	1

CAS No.	Analyte Name	Result	Q	MRL	MDL	Note

Surrogate Name	%Rec	Control Limits	Date Analyzed	Q
4-Bromofluorobenzene	98	85-122	10/23/15 12:47	
Toluene-d8	103	87-121	10/23/15 12:47	
Dibromofluoromethane	99	89-119	10/23/15 12:47	

Client:	CB&I	**Service Request:**	R1509047
Project:	Textron Wheatfield/Annual Groundwater	**Date Collected:**	NA
Sample Matrix:	Water	**Date Received:**	NA
		Date Analyzed:	10/26/15 13:02
Sample Name:	Method Blank	**Units:**	µg/L
Lab Code:	RQ1513317-01	**Basis:**	NA

Volatile Organic Compounds by GC/MS

Analytical Method:	8260C	**Analysis Lot:**	468926
Prep Method:	EPA 5030C		
Data File Name:	I:\ACQUDATA\msvoa10\data\102615\F3446.D\	**Instrument Name:**	R-MS-10
		Dilution Factor:	1

CAS No.	Analyte Name	Result	Q	MRL	MDL	Note
74-87-3	Chloromethane	5.0	U	5.0	0.21	
75-01-4	Vinyl Chloride	5.0	U	5.0	0.32	
75-00-3	Chloroethane	5.0	U	5.0	0.24	
74-83-9	Bromomethane	5.0	U	5.0	0.29	
75-35-4	1,1-Dichloroethene	5.0	U	5.0	0.57	
67-64-1	Acetone	10	U	10	1.3	
75-15-0	Carbon Disulfide	10	U	10	0.22	
75-09-2	Methylene Chloride	5.0	U	5.0	0.60	
156-60-5	trans-1,2-Dichloroethene	5.0	U	5.0	0.33	
75-34-3	1,1-Dichloroethane	5.0	U	5.0	0.20	
156-59-2	cis-1,2-Dichloroethene	5.0	U	5.0	0.30	
78-93-3	2-Butanone (MEK)	10	U	10	0.81	
67-66-3	Chloroform	5.0	U	5.0	0.25	
71-55-6	1,1,1-Trichloroethane	5.0	U	5.0	0.36	
56-23-5	Carbon Tetrachloride	5.0	U	5.0	0.45	
71-43-2	Benzene	5.0	U	5.0	0.20	
107-06-2	1,2-Dichloroethane	5.0	U	5.0	0.36	
79-01-6	Trichloroethene	5.0	U	5.0	0.22	
78-87-5	1,2-Dichloropropane	5.0	U	5.0	0.20	
75-27-4	Bromodichloromethane	5.0	U	5.0	0.32	
10061-01-5	cis-1,3-Dichloropropene	5.0	U	5.0	0.24	
108-10-1	4-Methyl-2-pentanone (MIBK)	10	U	10	0.67	
108-88-3	Toluene	5.0	U	5.0	0.20	
10061-02-6	trans-1,3-Dichloropropene	5.0	U	5.0	0.20	
79-00-5	1,1,2-Trichloroethane	5.0	U	5.0	0.34	
127-18-4	Tetrachloroethene	5.0	U	5.0	0.30	
591-78-6	2-Hexanone	10	U	10	1.7	
124-48-1	Dibromochloromethane	5.0	U	5.0	0.31	
108-90-7	Chlorobenzene	5.0	U	5.0	0.29	
100-41-4	Ethylbenzene	5.0	U	5.0	0.20	
179601-23-1	m,p-Xylenes	5.0	U	5.0	0.33	
95-47-6	o-Xylene	5.0	U	5.0	0.20	
100-42-5	Styrene	5.0	U	5.0	0.20	
75-25-2	Bromoform	5.0	U	5.0	0.42	
79-34-5	1,1,2,2-Tetrachloroethane	5.0	U	5.0	0.25	

ALS Group USA, Corp. dba ALS Environmental

Analytical Report

Client:	CB&I	**Service Request:**	R1509047
Project:	Textron Wheatfield/Annual Groundwater	**Date Collected:**	NA
Sample Matrix:	Water	**Date Received:**	NA
		Date Analyzed:	10/26/15 13:02
Sample Name:	Method Blank	**Units:**	µg/L
Lab Code:	RQ1513317-01	**Basis:**	NA

Volatile Organic Compounds by GC/MS

Analytical Method:	8260C	**Analysis Lot:**	468926
Prep Method:	EPA 5030C		
Data File Name:	I:\ACQUDATA\msvoa10\data\102615\F3446.D\	**Instrument Name:**	R-MS-10
		Dilution Factor:	1

CAS No.	Analyte Name	Result	Q	MRL	MDL	Note

Surrogate Name	%Rec	Control Limits	Date Analyzed	Q
4-Bromofluorobenzene	97	85-122	10/26/15 13:02	
Toluene-d8	104	87-121	10/26/15 13:02	
Dibromofluoromethane	104	89-119	10/26/15 13:02	

Client:	CB&I	**Service Request:**	R1509047
Project:	Textron Wheatfield/Annual Groundwater	**Date Collected:**	NA
Sample Matrix:	Water	**Date Received:**	NA
		Date Analyzed:	10/27/15 14:04
Sample Name:	Method Blank	**Units:**	µg/L
Lab Code:	RQ1513194-01	**Basis:**	NA

Volatile Organic Compounds by GC/MS

Analytical Method:	8260C	**Analysis Lot:**	469155
Data File Name:	I:\ACQUDATA\msvoa10\data\102715\F3505.D\	**Instrument Name:**	R-MS-10
		Dilution Factor:	1

CAS No.	Analyte Name	Result	Q	MRL	MDL	Note
74-87-3	Chloromethane	1.0	U	1.0	0.21	
75-01-4	Vinyl Chloride	1.0	U	1.0	0.32	
75-00-3	Chloroethane	1.0	U	1.0	0.24	
74-83-9	Bromomethane	1.0	U	1.0	0.29	
75-35-4	1,1-Dichloroethene	1.0	U	1.0	0.57	
67-64-1	Acetone	5.0	U	5.0	1.3	
75-15-0	Carbon Disulfide	1.0	U	1.0	0.22	
75-09-2	Methylene Chloride	1.0	U	1.0	0.60	
156-60-5	trans-1,2-Dichloroethene	1.0	U	1.0	0.33	
75-34-3	1,1-Dichloroethane	1.0	U	1.0	0.20	
156-59-2	cis-1,2-Dichloroethene	1.0	U	1.0	0.30	
78-93-3	2-Butanone (MEK)	5.0	U	5.0	0.81	
67-66-3	Chloroform	1.0	U	1.0	0.25	
71-55-6	1,1,1-Trichloroethane	1.0	U	1.0	0.36	
56-23-5	Carbon Tetrachloride	1.0	U	1.0	0.45	
71-43-2	Benzene	1.0	U	1.0	0.20	
107-06-2	1,2-Dichloroethane	1.0	U	1.0	0.36	
79-01-6	Trichloroethene	1.0	U	1.0	0.22	
78-87-5	1,2-Dichloropropane	1.0	U	1.0	0.20	
75-27-4	Bromodichloromethane	1.0	U	1.0	0.32	
10061-01-5	cis-1,3-Dichloropropene	1.0	U	1.0	0.24	
108-10-1	4-Methyl-2-pentanone (MIBK)	5.0	U	5.0	0.67	
108-88-3	Toluene	1.0	U	1.0	0.20	
10061-02-6	trans-1,3-Dichloropropene	1.0	U	1.0	0.20	
79-00-5	1,1,2-Trichloroethane	1.0	U	1.0	0.34	
127-18-4	Tetrachloroethene	1.0	U	1.0	0.30	
591-78-6	2-Hexanone	5.0	U	5.0	1.7	
124-48-1	Dibromochloromethane	1.0	U	1.0	0.31	
108-90-7	Chlorobenzene	1.0	U	1.0	0.29	
100-41-4	Ethylbenzene	1.0	U	1.0	0.20	
179601-23-1	m,p-Xylenes	2.0	U	2.0	0.33	
95-47-6	o-Xylene	1.0	U	1.0	0.20	
100-42-5	Styrene	1.0	U	1.0	0.20	
75-25-2	Bromoform	1.0	U	1.0	0.42	
79-34-5	1,1,2,2-Tetrachloroethane	1.0	U	1.0	0.25	

ALS Group USA, Corp. dba ALS Environmental

Analytical Report

Client:	CB&I	**Service Request:**	R1509047
Project:	Textron Wheatfield/Annual Groundwater	**Date Collected:**	NA
Sample Matrix:	Water	**Date Received:**	NA
		Date Analyzed:	10/27/15 14:04
Sample Name:	Method Blank	**Units:**	Percent
Lab Code:	RQ1513194-01	**Basis:**	NA

Volatile Organic Compounds by GC/MS

Analytical Method:	8260C	**Analysis Lot:**	469155
Data File Name:	I:\ACQUDATA\msvoa10\data\102715\F3505.D\	**Instrument Name:**	R-MS-10
		Dilution Factor:	1

Surrogate Name	%Rec	Control Limits	Date Analyzed	Q
4-Bromofluorobenzene	94	85-122	10/27/15 14:04	
Toluene-d8	100	87-121	10/27/15 14:04	
Dibromofluoromethane	102	89-119	10/27/15 14:04	

ALS Group USA, Corp. dba ALS Environmental

QA/QC Report

Client: CB&I
Project: Textron Wheatfield/Annual Groundwater
Sample Matrix: Water

Service Request: R1509047
Date Collected: 10/21/15
Date Received: 10/22/15
Date Analyzed: 10/27/15

Matrix Spike Summary
Volatile Organic Compounds by GC/MS

Sample Name: BAT-87-20(1)-151021
Lab Code: R1509047-009

Units: µg/L
Basis: NA

Analytical Method: 8260C

		BAT-87-20(1)-151021MS Matrix Spike RQ1513194-07			BAT-87-20(1)-151021DMS Duplicate Matrix Spike RQ1513194-08					
Analyte Name	**Sample Result**	**Result**	**Spike Amount**	**% Rec**	**Result**	**Spike Amount**	**% Rec**	**% Rec Limits**	**RPD**	**RPD Limit**
Chloromethane	ND	4280	5000	86	4570	5000	91	55 - 160	7	30
Vinyl Chloride	1500	6150	5000	92	6560	5000	101	60 - 157	7	30
Chloroethane	ND	5490	5000	110	5800	5000	116	70 - 140	5	30
Bromomethane	ND	2690	5000	54	2930	5000	59	10 - 162	9	30
1,1-Dichloroethene	ND	5280	5000	106	5540	5000	111	74 - 139	5	30
Acetone	ND	4840	5000	97	5430	5000	109	29 - 151	11	30
Carbon Disulfide	ND	4940	5000	99	5460	5000	109	34 - 162	10	30
Methylene Chloride	ND	4600	5000	92	4720	5000	94	75 - 121	3	30
trans-1,2-Dichloroethene	ND	4890	5000	98	5240	5000	105	77 - 125	7	30
1,1-Dichloroethane	ND	5520	5000	110	5770	5000	115	74 - 132	4	30
cis-1,2-Dichloroethene	6800	11100	5000	86	11700	5000	98	72 - 133	5	30
2-Butanone (MEK)	ND	4750	5000	95	5410	5000	108	46 - 141	13	30
Chloroform	ND	5070	5000	101	5380	5000	108	75 - 130	6	30
1,1,1-Trichloroethane	ND	5470	5000	109	6120	5000	122	74 - 127	11	30
Carbon Tetrachloride	ND	5180	5000	104	5700	5000	114	65 - 135	10	30
Benzene	ND	4790	5000	96	5150	5000	103	76 - 129	7	30
1,2-Dichloroethane	ND	5340	5000	107	5710	5000	114	68 - 130	7	30
Trichloroethene	26	4990	5000	99	5150	5000	103	62 - 142	3	30
1,2-Dichloropropane	ND	5040	5000	101	5370	5000	107	79 - 124	6	30
Bromodichloromethane	ND	5220	5000	104	5630	5000	113	76 - 127	8	30
cis-1,3-Dichloropropene	ND	5210	5000	104	5620	5000	112	52 - 134	7	30
4-Methyl-2-pentanone (MIBK)	ND	4920	5000	98	5480	5000	110	60 - 141	11	30
Toluene	ND	4990	5000	100	5240	5000	105	79 - 125	5	30
trans-1,3-Dichloropropene	ND	5280	5000	106	5730	5000	114	50 - 142	8	30
1,1,2-Trichloroethane	ND	4800	5000	96	5190	5000	104	79 - 119	8	30
Tetrachloroethene	ND	4600	5000	92	4950	5000	99	67 - 137	7	30
2-Hexanone	ND	4520	5000	90	5140	5000	103	56 - 132	13	30
Dibromochloromethane	ND	5140	5000	103	5690	5000	114	72 - 128	10	30

Results flagged with an asterisk (*) indicate values outside control criteria.

Results flagged with a pound (#) indicate the control criteria is not applicable.

Percent recoveries and relative percent differences (RPD) are determined by the software using values in the calculation which have not been rounded.

ALS Group USA, Corp. dba ALS Environmental

QA/QC Report

Client: CB&I
Project: Textron Wheatfield/Annual Groundwater
Sample Matrix: Water

Service Request: R1509047
Date Collected: 10/21/15
Date Received: 10/22/15
Date Analyzed: 10/27/15

Matrix Spike Summary
Volatile Organic Compounds by GC/MS

Sample Name: BAT-87-20(1)-151021
Lab Code: R1509047-009

Units: µg/L
Basis: NA

Analytical Method: 8260C

Analyte Name	Sample Result	BAT-87-20(1)-151021MS Matrix Spike RQ1513194-07 Result	Spike Amount	% Rec	BAT-87-20(1)-151021DMS Duplicate Matrix Spike RQ1513194-08 Result	Spike Amount	% Rec	% Rec Limits	RPD	RPD Limit
Chlorobenzene	ND	4660	5000	93	4980	5000	100	76 - 125	7	30
Ethylbenzene	ND	4950	5000	99	5420	5000	108	72 - 134	9	30
m,p-Xylenes	ND	9590	10000	96	10300	10000	103	68 - 138	7	30
o-Xylene	ND	4860	5000	97	5130	5000	103	68 - 134	5	30
Styrene	ND	4900	5000	98	5190	5000	104	34 - 156	6	30
Bromoform	ND	4810	5000	96	5500	5000	110	58 - 133	13	30
1,1,2,2-Tetrachloroethane	ND	4690	5000	94	5310	5000	106	72 - 122	12	30

Results flagged with an asterisk (*) indicate values outside control criteria.

Results flagged with a pound (#) indicate the control criteria is not applicable.

Percent recoveries and relative percent differences (RPD) are determined by the software using values in the calculation which have not been rounded.

ALS Group USA, Corp. dba ALS Environmental

QA/QC Report

Client: CB&I
Project: Textron Wheatfield/Annual Groundwater
Sample Matrix: Water

Service Request: R1509047
Date Collected: 10/21/15
Date Received: 10/22/15
Date Analyzed: 10/26/15

Matrix Spike Summary
Volatile Organic Compounds by GC/MS

Sample Name: BAT-89-14(1)-151021
Lab Code: R1509047-011

Units: µg/L
Basis: NA

Analytical Method: 8260C
Prep Method: EPA 5030C

		BAT-89-14(1)-151021MS Matrix Spike RQ1513317-05			BAT-89-14(1)-151021DMS Duplicate Matrix Spike RQ1513317-06					
Analyte Name	**Sample Result**	**Result**	**Spike Amount**	**% Rec**	**Result**	**Spike Amount**	**% Rec**	**% Rec Limits**	**RPD**	**RPD Limit**
Chloromethane	ND	83.5	100	84	90.8	100	91	55 - 160	8	30
Vinyl Chloride	220	303	100	85	323	100	104	60 - 157	6	30
Chloroethane	ND	112	100	112	109	100	109	70 - 140	3	30
Bromomethane	ND	43.7	100	44	43.4	100	43	10 - 162	<1	30
1,1-Dichloroethene	ND	104	100	104	110	100	110	74 - 139	6	30
Acetone	ND	95.2	100	95	104	100	104	29 - 151	9	30
Carbon Disulfide	ND	99.5	100	100	115	100	115	34 - 162	15	30
Methylene Chloride	ND	90.0	100	90	97.1	100	97	75 - 121	8	30
trans-1,2-Dichloroethene	1.6	98.9	100	97	107	100	105	77 - 125	8	30
1,1-Dichloroethane	16	122	100	105	126	100	109	74 - 132	3	30
cis-1,2-Dichloroethene	110	201	100	89	210	100	99	72 - 133	5	30
2-Butanone (MEK)	ND	98.7	100	99	109	100	109	46 - 141	10	30
Chloroform	ND	96.5	100	96	104	100	104	75 - 130	7	30
1,1,1-Trichloroethane	1.1	104	100	103	114	100	113	74 - 127	9	30
Carbon Tetrachloride	ND	98.3	100	98	112	100	112	65 - 135	13	30
Benzene	ND	98.5	100	98	101	100	101	76 - 129	2	30
1,2-Dichloroethane	ND	106	100	106	109	100	109	68 - 130	3	30
Trichloroethene	1.5	98.6	100	97	105	100	103	62 - 142	6	30
1,2-Dichloropropane	ND	105	100	105	104	100	104	79 - 124	<1	30
Bromodichloromethane	ND	104	100	104	111	100	111	76 - 127	6	30
cis-1,3-Dichloropropene	ND	106	100	106	110	100	110	52 - 134	4	30
4-Methyl-2-pentanone (MIBK)	ND	107	100	106	110	100	110	60 - 141	3	30
Toluene	ND	99.1	100	99	103	100	103	79 - 125	4	30
trans-1,3-Dichloropropene	ND	107	100	107	112	100	112	50 - 142	5	30
1,1,2-Trichloroethane	ND	94.6	100	95	102	100	102	79 - 119	7	30
Tetrachloroethene	ND	92.9	100	93	94.8	100	95	67 - 137	2	30
2-Hexanone	ND	98.5	100	99	102	100	102	56 - 132	4	30
Dibromochloromethane	ND	103	100	103	108	100	108	72 - 128	5	30

Results flagged with an asterisk (*) indicate values outside control criteria.

Results flagged with a pound (#) indicate the control criteria is not applicable.

Percent recoveries and relative percent differences (RPD) are determined by the software using values in the calculation which have not been rounded.

ALS Group USA, Corp. dba ALS Environmental

QA/QC Report

Client: CB&I
Project: Textron Wheatfield/Annual Groundwater
Sample Matrix: Water

Service Request: R1509047
Date Collected: 10/21/15
Date Received: 10/22/15
Date Analyzed: 10/26/15

Matrix Spike Summary
Volatile Organic Compounds by GC/MS

Sample Name: BAT-89-14(1)-151021
Lab Code: R1509047-011

Units: µg/L
Basis: NA

Analytical Method: 8260C
Prep Method: EPA 5030C

		BAT-89-14(1)-151021MS Matrix Spike RQ1513317-05			BAT-89-14(1)-151021DMS Duplicate Matrix Spike RQ1513317-06					
Analyte Name	**Sample Result**	**Result**	**Spike Amount**	**% Rec**	**Result**	**Spike Amount**	**% Rec**	**% Rec Limits**	**RPD**	**RPD Limit**
Chlorobenzene	ND	92.5	100	93	96.2	100	96	76 - 125	4	30
Ethylbenzene	ND	96.5	100	96	102	100	102	72 - 134	6	30
m,p-Xylenes	ND	190	200	95	194	200	97	68 - 138	2	30
o-Xylene	ND	96.0	100	96	97.2	100	97	68 - 134	1	30
Styrene	ND	95.9	100	96	99.0	100	99	34 - 156	3	30
Bromoform	ND	96.3	100	96	101	100	101	58 - 133	5	30
1,1,2,2-Tetrachloroethane	ND	97.9	100	98	104	100	104	72 - 122	6	30

Results flagged with an asterisk (*) indicate values outside control criteria.

Results flagged with a pound (#) indicate the control criteria is not applicable.

Percent recoveries and relative percent differences (RPD) are determined by the software using values in the calculation which have not been rounded.

ALS Group USA, Corp. dba ALS Environmental

QA/QC Report

Client: CB&I
Project: Textron Wheatfield/Annual Groundwater
Sample Matrix: Water

Service Request: R1509047
Date Analyzed: 10/23/15

Lab Control Sample Summary
Volatile Organic Compounds by GC/MS

Analytical Method: 8260C

Units: µg/L
Basis: NA

Analysis Lot: 468624

Lab Control Sample
RQ1513253-02

Analyte Name	Result	Spike Amount	% Rec	% Rec Limits
Chloromethane	17.7	20.0	88	69 - 145
Vinyl Chloride	19.5	20.0	97	69 - 133
Chloroethane	21.8	20.0	109	70 - 127
Bromomethane	19.5	20.0	98	42 - 166
1,1-Dichloroethene	21.8	20.0	109	74 - 135
Acetone	18.9	20.0	94	40 - 161
Carbon Disulfide	22.2	20.0	111	65 - 127
Methylene Chloride	19.4	20.0	97	73 - 122
trans-1,2-Dichloroethene	20.8	20.0	104	80 - 120
1,1-Dichloroethane	21.8	20.0	109	78 - 117
cis-1,2-Dichloroethene	20.4	20.0	102	80 - 121
2-Butanone (MEK)	20.9	20.0	104	61 - 137
Chloroform	20.0	20.0	100	76 - 120
1,1,1-Trichloroethane	21.8	20.0	109	74 - 120
Carbon Tetrachloride	21.9	20.0	110	68 - 125
Benzene	20.4	20.0	102	76 - 118
1,2-Dichloroethane	21.8	20.0	109	71 - 127
Trichloroethene	19.9	20.0	100	78 - 123
1,2-Dichloropropane	21.2	20.0	106	80 - 119
Bromodichloromethane	22.1	20.0	110	78 - 126
cis-1,3-Dichloropropene	23.3	20.0	117	74 - 126
4-Methyl-2-pentanone (MIBK)	20.6	20.0	103	66 - 124
Toluene	20.9	20.0	105	77 - 120
trans-1,3-Dichloropropene	24.6	20.0	123	67 - 135
1,1,2-Trichloroethane	20.0	20.0	100	82 - 118
Tetrachloroethene	20.4	20.0	102	78 - 124
2-Hexanone	18.8	20.0	94	63 - 124
Dibromochloromethane	23.4	20.0	117	77 - 128
Chlorobenzene	20.0	20.0	100	80 - 121
Ethylbenzene	20.1	20.0	100	76 - 120
m,p-Xylenes	40.0	40.0	100	78 - 123
o-Xylene	20.3	20.0	101	80 - 120
Styrene	20.4	20.0	102	80 - 124

Results flagged with an asterisk (*) indicate values outside control criteria.

Percent recoveries and relative percent differences (RPD) are determined by the software using values in the calculation which have not been rounded.

ALS Group USA, Corp. dba ALS Environmental

QA/QC Report

Client: CB&I
Project: Textron Wheatfield/Annual Groundwater
Sample Matrix: Water

Service Request: R1509047
Date Analyzed: 10/23/15

Lab Control Sample Summary
Volatile Organic Compounds by GC/MS

Analytical Method: 8260C

Units: µg/L
Basis: NA

Analysis Lot: 468624

Lab Control Sample
RQ1513253-02

Analyte Name	Result	Spike Amount	% Rec	% Rec Limits
Bromoform	22.8	20.0	114	71 - 136
1,1,2,2-Tetrachloroethane	20.7	20.0	103	78 - 122

Results flagged with an asterisk (*) indicate values outside control criteria.

Percent recoveries and relative percent differences (RPD) are determined by the software using values in the calculation which have not been rounded.

ALS Group USA, Corp. dba ALS Environmental

QA/QC Report

Client: CB&I
Project: Textron Wheatfield/Annual Groundwater
Sample Matrix: Water

Service Request: R1509047
Date Analyzed: 10/26/15

Lab Control Sample Summary
Volatile Organic Compounds by GC/MS

Analytical Method: 8260C

Units: µg/L
Basis: NA

Analysis Lot: 468926

Lab Control Sample
RQ1513317-02

Analyte Name	Result	Spike Amount	% Rec	% Rec Limits
Chloromethane	14.8	20.0	74	69 - 145
Vinyl Chloride	16.4	20.0	82	69 - 133
Chloroethane	19.8	20.0	99	70 - 127
Bromomethane	15.7	20.0	78	42 - 166
1,1-Dichloroethene	17.7	20.0	88	74 - 135
Acetone	17.1	20.0	85	40 - 161
Carbon Disulfide	19.3	20.0	97	65 - 127
Methylene Chloride	16.4	20.0	82	73 - 122
trans-1,2-Dichloroethene	17.5	20.0	88	80 - 120
1,1-Dichloroethane	18.4	20.0	92	78 - 117
cis-1,2-Dichloroethene	18.0	20.0	90	80 - 121
2-Butanone (MEK)	17.9	20.0	89	61 - 137
Chloroform	17.8	20.0	89	76 - 120
1,1,1-Trichloroethane	17.4	20.0	87	74 - 120
Carbon Tetrachloride	16.4	20.0	82	68 - 125
Benzene	17.1	20.0	85	76 - 118
1,2-Dichloroethane	19.3	20.0	96	71 - 127
Trichloroethene	17.0	20.0	85	78 - 123
1,2-Dichloropropane	18.6	20.0	93	80 - 119
Bromodichloromethane	19.5	20.0	97	78 - 126
cis-1,3-Dichloropropene	19.4	20.0	97	74 - 126
4-Methyl-2-pentanone (MIBK)	17.4	20.0	87	66 - 124
Toluene	16.9	20.0	84	77 - 120
trans-1,3-Dichloropropene	21.3	20.0	107	67 - 135
1,1,2-Trichloroethane	18.6	20.0	93	82 - 118
Tetrachloroethene	15.8	20.0	79	78 - 124
2-Hexanone	16.3	20.0	81	63 - 124
Dibromochloromethane	20.0	20.0	100	77 - 128
Chlorobenzene	16.5	20.0	82	80 - 121
Ethylbenzene	16.5	20.0	83	76 - 120
m,p-Xylenes	31.6	40.0	79	78 - 123
o-Xylene	16.4	20.0	82	80 - 120
Styrene	17.3	20.0	86	80 - 124

Results flagged with an asterisk (*) indicate values outside control criteria.

Percent recoveries and relative percent differences (RPD) are determined by the software using values in the calculation which have not been rounded.

ALS Group USA, Corp. dba ALS Environmental

QA/QC Report

Client: CB&I
Project: Textron Wheatfield/Annual Groundwater
Sample Matrix: Water

Service Request: R1509047
Date Analyzed: 10/26/15

Lab Control Sample Summary
Volatile Organic Compounds by GC/MS

Analytical Method: 8260C

Units: µg/L
Basis: NA

Analysis Lot: 468926

Lab Control Sample
RQ1513317-02

Analyte Name	Result	Spike Amount	% Rec	% Rec Limits
Bromoform	19.9	20.0	99	71 - 136
1,1,2,2-Tetrachloroethane	18.1	20.0	90	78 - 122

Results flagged with an asterisk (*) indicate values outside control criteria.

Percent recoveries and relative percent differences (RPD) are determined by the software using values in the calculation which have not been rounded.

ALS Group USA, Corp. dba ALS Environmental

QA/QC Report

Client: CB&I
Project: Textron Wheatfield/Annual Groundwater
Sample Matrix: Water

Service Request: R1509047
Date Analyzed: 10/27/15

Lab Control Sample Summary
Volatile Organic Compounds by GC/MS

Analytical Method: 8260C

Units: µg/L
Basis: NA

Analysis Lot: 469155

Lab Control Sample
RQ1513194-02

Analyte Name	Result	Spike Amount	% Rec	% Rec Limits
Chloromethane	17.2	20.0	86	69 - 145
Vinyl Chloride	19.1	20.0	95	69 - 133
Chloroethane	21.2	20.0	106	70 - 127
Bromomethane	17.2	20.0	86	42 - 166
1,1-Dichloroethene	21.3	20.0	107	74 - 135
Acetone	20.2	20.0	101	40 - 161
Carbon Disulfide	20.9	20.0	104	65 - 127
Methylene Chloride	18.4	20.0	92	73 - 122
trans-1,2-Dichloroethene	20.8	20.0	104	80 - 120
1,1-Dichloroethane	21.1	20.0	105	78 - 117
cis-1,2-Dichloroethene	20.3	20.0	102	80 - 121
2-Butanone (MEK)	20.0	20.0	100	61 - 137
Chloroform	19.4	20.0	97	76 - 120
1,1,1-Trichloroethane	21.6	20.0	108	74 - 120
Carbon Tetrachloride	20.9	20.0	105	68 - 125
Benzene	19.4	20.0	97	76 - 118
1,2-Dichloroethane	22.0	20.0	110	71 - 127
Trichloroethene	19.5	20.0	97	78 - 123
1,2-Dichloropropane	20.2	20.0	101	80 - 119
Bromodichloromethane	21.7	20.0	108	78 - 126
cis-1,3-Dichloropropene	21.8	20.0	109	74 - 126
4-Methyl-2-pentanone (MIBK)	20.1	20.0	101	66 - 124
Toluene	19.6	20.0	98	77 - 120
trans-1,3-Dichloropropene	23.2	20.0	116	67 - 135
1,1,2-Trichloroethane	19.6	20.0	98	82 - 118
Tetrachloroethene	18.8	20.0	94	78 - 124
2-Hexanone	18.5	20.0	92	63 - 124
Dibromochloromethane	21.4	20.0	107	77 - 128
Chlorobenzene	18.9	20.0	94	80 - 121
Ethylbenzene	19.2	20.0	96	76 - 120
m,p-Xylenes	38.6	40.0	96	78 - 123
o-Xylene	18.9	20.0	95	80 - 120
Styrene	19.3	20.0	96	80 - 124

Results flagged with an asterisk (*) indicate values outside control criteria.

Percent recoveries and relative percent differences (RPD) are determined by the software using values in the calculation which have not been rounded.

ALS Group USA, Corp. dba ALS Environmental

QA/QC Report

Client: CB&I
Project: Textron Wheatfield/Annual Groundwater
Sample Matrix: Water

Service Request: R1509047
Date Analyzed: 10/27/15

Lab Control Sample Summary
Volatile Organic Compounds by GC/MS

Analytical Method: 8260C

Units: µg/L
Basis: NA

Analysis Lot: 469155

Lab Control Sample
RQ1513194-02

Analyte Name	Result	Spike Amount	% Rec	% Rec Limits
Bromoform	21.0	20.0	105	71 - 136
1,1,2,2-Tetrachloroethane	19.4	20.0	97	78 - 122

Results flagged with an asterisk (*) indicate values outside control criteria.

Percent recoveries and relative percent differences (RPD) are determined by the software using values in the calculation which have not been rounded.

ALS Environmental
ALS Group USA, Corp
1565 Jefferson Rd, Building 300, Suite 360
Rochester, NY 14623
T: 585-288-5380
F: 585-288-8475
www.alsglobal.com

November 23, 2015

Analytical Report for Service Request No: R1509047

Ms. Cecelia Byers
CB&I Environmental & Infrastructure
2790 Mosside Boulevard
Monroeville, PA 15146

Laboratory Results for: Textron Wheatfield/Annual Groundwater

Dear Ms. Byers:

Enclosed are the results of the sample(s) submitted to our laboratory on October 22, 2015. For your reference, these analyses have been assigned our service request number **R1509047**.

All analyses were performed according to our laboratory's quality assurance program. The test results meet requirements of the NELAP standards except as noted in the case narrative report. All results are intended to be considered in their entirety, and ALS Environmental is not responsible for use of less than the complete report. Results apply only to the items submitted to the laboratory for analysis and individual items (samples) analyzed, as listed in the report. The measurement uncertainty of the results included in this report is within that expected when using the prescribed method(s) for analysis of these samples, and represented by Laboratory Control Sample control limits. Any events, such as QC failures, which may add to the uncertainty are explained in the report narrative.

Please contact me if you have any questions. My extension is 7472. You may also contact me via email at Janice.Jaeger@alsglobal.com.

Respectfully submitted,

ALS Group USA Corp. dba ALS Environmental

Janice Jaeger
Project Manager

CC: Lisa Schermerhorn

ALS Environmental

SDG NARRATIVE

ALS Environmental - Rochester, NY
1565 Jefferson Rd, Bldg. 300, Suite 360, Rochester, NY 14623
Phone (585) 288-5380 Fax (585) 288-8475
www.alsglobal.com

ALS Environmental

Client:	CB&I Environmental
Service Request No.:	R1509047
Project:	Textron Wheatfield Semiannual
Date Received:	10/22/15
Sample Matrix:	Water
Project/Case No.:	

CASE NARRATIVE

All analyses were performed consistent with the quality assurance program of ALS Environmental. This report contains analytical results for samples designated for Tier IV data deliverables. When appropriate to the method, method blank results have been reported with each analytical test. Surrogate recoveries have been reported for all applicable organic analyses. Additional quality control analyses reported herein include: Laboratory Control Sample (LCS).

Sample Receipt

Water samples were received for analysis at ALS Environmental on 10/22/15. The samples were received in good condition and consistent with the accompanying chain of custody form. All sampling activities performed by ALS personnel have been in accordance with "ALS Field Procedures and Measurements Manual" or by client specifications. The samples were stored in a refrigerator between 1°C and 6°C upon receipt at the laboratory.

Volatile Organics

Thirty water samples were analyzed for a site specific list of Volatiles by method 5030C/8260C from SW-846.

All initial calibration criteria were met for all compounds. All Continuing Calibration Verification (CCV) standards were within 20% Difference (D) except Bromomethane on the 10/23/15, 10/26/15 and 10/27/15 CCV's. All samples with positive detections for these compounds should be considered as estimated.

All Tuning criteria were within QC limits.

All Laboratory Control Sample (LCS) recoveries were within limits.

Site specific QC was performed on BAT-87-20(1)6-151021 and BAT-89-142(1)-151021. All MS/MSD recoveries and RPD's were acceptable.

Various compounds for BAT-EW-2-151021, BAT-87-21(1)-151021, BAT-87-22(1)-151021, BAT-87-20(1)-151021, BAT-EW-7-151021, BAT-EW-8-151021, BAT-DW-12-151022 and BAT-DW-11-151022 have been flagged with an "E" as being outside the calibration range of the instrument. The samples were repeated at dilutions and both sets of data have been reported out.

All Internal Standard (IS) Areas were within limits.

All surrogate standard recoveries were within limits.

The Method blank associated with these samples was free of contamination.

All samples were analyzed within recommended holding times.

No other analytical or QC problems were encountered.

ALS ASP/CLP Batching Form/Login Sheet

Client Proj #: Annual Groundwater	Batch Complete: Yes	Date Revised:
Submission: R1509047	Diskette Requested: No	Date Due: 11/5/15
Client: CB&I	Date: 11/23/15	Protocol: SW846
Client Rep: JJAEGER	Custody Seal: Present/Absent:	Shipping No.:
Project: Textron Wheatfield	Chain of Custody: Present/Absent:	SDG #: BAT-EW-2-151021

CAS Job #	Client/EPA ID	Matrix	Requested Parameters	Date Sampled	Date Received	pH (Solids)	% Solids	Remarks Sample Condition
R1509047-001	BAT-EW-2-151021	Water	8260C	10/21/15	10/22/15			
R1509047-001.R01	BAT-EW-2-151021	Water	8260C	10/21/15	10/22/15			
R1509047-002	BAT-EW-3-151021	Water	8260C	10/21/15	10/22/15			
R1509047-003	BAT-EW-4-151021	Water	8260C	10/21/15	10/22/15			
R1509047-004	BAT-EW-5-151021	Water	8260C	10/21/15	10/22/15			
R1509047-005	BAT-EW-6-151021	Water	8260C	10/21/15	10/22/15			
R1509047-006	BAT-93-03(1)-151021	Water	8260C	10/21/15	10/22/15			
R1509047-007	BAT-87-21(1)-151021	Water	8260C	10/21/15	10/22/15			
R1509047-007.R01	BAT-87-21(1)-151021	Water	8260C	10/21/15	10/22/15			
R1509047-008	BAT-87-22(1)-151021	Water	8260C	10/21/15	10/22/15			
R1509047-008.R01	BAT-87-22(1)-151021	Water	8260C	10/21/15	10/22/15			
R1509047-009QC	BAT-87-20(1)-151021	Water	8260C	10/21/15	10/22/15			
1509047-009.R01Q	BAT-87-20(1)-151021	Water	8260C	10/21/15	10/22/15			
R1509047-010	BAT-87-19(1)-151021	Water	8260C	10/21/15	10/22/15			
R1509047-011QC	BAT-89-14(1)-151021	Water	8260C	10/21/15	10/22/15			
R1509047-012	BAT-FB-1-151021	Water	8260C	10/21/15	10/22/15			
R1509047-013	BAT-87-02-(3)-151021	Water	8260C	10/21/15	10/22/15			
R1509047-014	BAT-EW-7-151021	Water	8260C	10/21/15	10/22/15			
R1509047-014.R01	BAT-EW-7-151021	Water	8260C	10/21/15	10/22/15			
R1509047-015	BAT-EW-13-151021	Water	8260C	10/21/15	10/22/15			
R1509047-016	BAT-EW-8-151021	Water	8260C	10/21/15	10/22/15			
R1509047-016.R01	BAT-EW-8-151021	Water	8260C	10/21/15	10/22/15			
R1509047-017	BAT-FB-2-151022	Water	8260C	10/22/15	10/22/15			
R1509047-018	BAT-DW-12-151022	Water	8260C	10/22/15	10/22/15			
R1509047-018.R01	BAT-DW-12-151022	Water	8260C	10/22/15	10/22/15			
R1509047-019	BAT-DW-11-151022	Water	8260C	10/22/15	10/22/15			
R1509047-019.R01	BAT-DW-11-151022	Water	8260C	10/22/15	10/22/15			
R1509047-020	BAT-B-14(1)-151022	Water	8260C	10/22/15	10/22/15			
R1509047-021	BAT-DW-10-151022	Water	8260C	10/22/15	10/22/15			
R1509047-022	BAT-DUP-1-151022	Water	8260C	10/22/15	10/22/15			
R1509047-023	BAT-89-15(1)-151022	Water	8260C	10/22/15	10/22/15			
R1509047-024	BAT-87-13(3)-151022	Water	8260C	10/22/15	10/22/15			
R1509047-025	BAT-DUP-2-151022	Water	8260C	10/22/15	10/22/15			
R1509047-026	BAT-87-14(0)-151022	Water	8260C	10/22/15	10/22/15			
R1509047-027	BAT-DW-9-151022	Water	8260C	10/22/15	10/22/15			
R1509047-028	BAT-87-17(1)-151022	Water	8260C	10/22/15	10/22/15			
R1509047-029	BAT-87-20(0)-151022	Water	8260C	10/22/15	10/22/15			
R1509047-030	TRIP BLANK	Water	8260C	10/21/15	10/22/15			

ALS Environmental

REPORT QUALIFIERS AND DEFINITIONS

U Analyte was analyzed for but not detected. The sample quantitation limit has been corrected for dilution and for percent moisture, unless otherwise noted in the case narrative.

J Estimated value due to either being a Tentatively Identified Compound (TIC) or that the concentration is between the MRL and the MDL. Concentrations are not verified within the linear range of the calibration. For DoD: concentration >40% difference between two GC columns (pesticides/Arclors).

B Analyte was also detected in the associated method blank at a concentration that may have contributed to the sample result.

E Inorganics- Concentration is estimated due to the serial dilution was outside control limits.

E Organics- Concentration has exceeded the calibration range for that specific analysis.

D Concentration is a result of a dilution, typically a secondary analysis of the sample due to exceeding the calibration range or that a surrogate has been diluted out of the sample and cannot be assessed.

* Indicates that a quality control parameter has exceeded laboratory limits. Under the "Notes" column of the Form I, this qualifier denotes analysis was performed out of Holding Time.

H Analysis was performed out of hold time for tests that have an "immediate" hold time criteria.

Spike was diluted out.

\+ Correlation coefficient for MSA is <0.995.

N Inorganics- Matrix spike recovery was outside laboratory limits.

N Organics- Presumptive evidence of a compound (reported as a TIC) based on the MS library search.

S Concentration has been determined using Method of Standard Additions (MSA).

W Post-Digestion Spike recovery is outside control limits and the sample absorbance is <50% of the spike absorbance.

P Concentration >40% (25% for CLP) difference between the two GC columns.

C Confirmed by GC/MS

Q DoD reports: indicates a pesticide/Aroclor is not confirmed (≥100% Difference between two GC columns).

X See Case Narrative for discussion.

MRL Method Reporting Limit. Also known as:
LOQ Limit of Quantitation (LOQ)
The lowest concentration at which the method analyte may be reliably quantified under the method conditions.

MDL Method Detection Limit. A statistical value derived from a study designed to provide the lowest concentration that will be detected 99% of the time. Values between the MDL and MRL are estimated (see J qualifier).

LOD Limit of Detection. A value at or above the MDL which has been verified to be detectable.

ND Non-Detect. Analyte was not detected at the concentration listed. Same as U qualifier.

ACCREDITED IN ACCORDANCE WITH nelac

Rochester Lab ID # for State Certifications[1]

Connecticut ID # PH0556	Maine ID #NY0032	New Hampshire ID # 294100 A/B
Delaware Accredited	Nebraska Accredited	
DoD ELAP #65817	New Jersey ID # NY004	Pennsylvania ID# 68-786
Florida ID # E87674	New York ID # 10145	Rhode Island ID # 158
Illinois ID #200047	North Carolina #676	Virginia #460167

[1] Analyses were performed according to our laboratory's NELAP-approved quality assurance program and any applicable state or agency requirements. The test results meet requirements of the current NELAP/TNI standards or state or agency requirements, where applicable, except as noted in the case narrative. Since not all analyte/method/matrix combinations are offered for state/NELAC accreditation, this report may contain results which are not accredited. For a specific list of accredited analytes, contact the laboratory or go to http://www.alsglobal.com/en/Our-Services/Life-Sciences/Environmental/Downloads/North-America-Downloads

ALS Environmental

CHAINS OF CUSTODY

ALS Environmental - Rochester, NY
1565 Jefferson Rd, Bldg. 300, Suite 360, Rochester, NY 14623
Phone (585) 288-5380 Fax (585) 288-8475
www.alsglobal.com

ALS Environmental

CHAIN OF CUSTODY/LABORATORY ANALYSIS REQUEST FORM

31627

1565 Jefferson Road, Building 300, Suite 360 • Rochester, NY 14623 | +1 585 288 5380 +1 585 288 8475 (fax) PAGE 1 OF 3

Project Name: TEXTRON ANNUAL SAMPLING	Project Number:
Project Manager: KEVIN CRONIN	Report CC:
Company/Address: CB&I	
Phone #	Email
Sampler's Signature	Sampler's Printed Name: BOB CHESTON

ANALYSIS REQUESTED *(Include Method Number and Container Preservative)*

PRESERVATIVE

NUMBER OF CONTAINERS

GC/MS VOAs ◦ 8260 ◦ 624 ◦ CLP | GC/MS SVOAs ◦ 8270 ◦ 625 | GC VOAs ◦ 8021, 601/602 | PESTICIDES ◦ 8081 ◦ 608 | PCBs ◦ 8082 ◦ 608 | METALS, TOTAL (List in comments below) | METALS, DISSOLVED (List in comments below)

Preservative Key
0. NONE
1. HCL
2. HNO_3
3. H_2SO_4
4. NaOH
5. Zn. Acetate
6. MeOH
7. $NaHSO_4$
8. Other _____

REMARKS/ ALTERNATE DESCRIPTION

CLIENT SAMPLE ID	FOR OFFICE USE ONLY LAB ID	SAMPLING DATE	SAMPLING TIME	MATRIX	GC/MS VOAs	REMARKS/ ALTERNATE DESCRIPTION
BAT-EW2-151021		10/21/15	0955	W	X	
BAT-EW-3-151021			1015			
BAT-EW-4-151021			1030			
BAT-EW-5-151021			1045			
BAT-EW-6-151021			1115			
BAT-93-030(1)-151021			1150			
BAT-87-21(1) 151021			1225			
BAT-87-22(1) 151021			1325			
BAT-87-20(1) 1510MS21			1355			MS/MSD QC
BAT-87-19(1)151021			1415			
BAT-89-14(1) 1510MS21			1445			MS/MSD QC

SPECIAL INSTRUCTIONS/COMMENTS
Metals

See QAPP ☐

TURNAROUND REQUIREMENTS
____ RUSH (SURCHARGES APPLY)
____ 1 day ____ 2 day ____ 3 day
____ 4 day ____ 5 day

REQUESTED REPORT DATE

REPORT REQUIREMENTS
____ I. Results Only
____ II. Results + QC Summaries (LCS, DUP, MS/MSD as required)
____ III. Results + QC and Calibration Summaries
____ IV. Data Validation Report with Raw Data

Edata ____ Yes ____ No

INVOICE INFORMATION
PO #
BILL TO:

STATE WHERE SAMPLES WERE COLLECTED

RELINQUISHED BY	RECEIVED BY	RELINQUISHED BY	RECEIVED BY	RELINQUISHED BY	RECEIVED BY
Signature:	Signature:	Signature	Signature	Signature	
Printed Name: BOB CHESTON	Printed Name: GREGORY D. ESMERIAN	Printed Name	Printed Name	Printed Name	
Firm: CB&I	Firm: A2S	Firm	Firm	Firm	
Date/Time: 10/22/15	Date/Time: 10-22-15 15:05	Date/Time	Date/Time	Date/Time	Date/Time

R1509047
CB&I Environmental & Infrastructure
Textron Wheatfield

5

Distribution: White - Lab Copy; Yellow - Return to Originator

© 2012 by ALS Group

CHAIN OF CUSTODY/LABORATORY ANALYSIS REQUEST FORM

31625

ALS Environmental

1565 Jefferson Road, Building 300, Suite 360 • Rochester, NY 14623 | +1 585 288 5380 +1 585 288 8475 (fax) PAGE 2 OF 3

Project Name: TEXTRON ANNUAL SAMPLING	Project Number:
Project Manager: KEVIN CRONIN	Report CC:
Company/Address: CB&I	
Phone #:	Email:
Sampler's Signature:	Sampler's Printed Name: BOB CARBAN

ANALYSIS REQUESTED *(Include Method Number and Container Preservative)*

PRESERVATIVE

NUMBER OF CONTAINERS

GC/MS VOAs ◦ 8260 ◦ 624 ◦ CLP | GC/MS SVOAs ◦ 8270 ◦ 625 | GC VOAs ◦ 8021 ◦ 601/602 | PESTICIDES ◦ 8081 ◦ 608 | PCBs ◦ 8082 ◦ 608 | METALS, TOTAL (List in comments below) | METALS, DISSOLVED (List in comments below)

Preservative Key
0. NONE
1. HCL
2. HNO_3
3. H_2SO_4
4. NaOH
5. Zn. Acetate
6. MeOH
7. $NaHSO_4$
8. Other _____

REMARKS/ ALTERNATE DESCRIPTION

CLIENT SAMPLE ID	FOR OFFICE USE ONLY LAB ID	SAMPLING DATE	SAMPLING TIME	MATRIX	GC/MS VOAs ◦ 8260 ◦ 624 ◦ CLP
BAT-FB-1-151021	[redacted]	10/21/15	1505	W	X
BAT-B7-02-(3)151021	[redacted]		1530		
BAT-EW-7-151021	[redacted]		1550		
BAT-EW-13-151021	[redacted]		1610		
BAT-EW-8-151021	[redacted]		1630		
BAT-FB-2-151022	[redacted]	10/22/15	0810		
BAT-DW-12-151022	[redacted]		0830		
BAT-BW-11-151022	[redacted]		0855		
BAT-B-14(1)-151022	[redacted]		0915		
BAT-DW-10-151022	[redacted]		0940		
BAT-DUP-1-151022	[redacted]		0940		

SPECIAL INSTRUCTIONS/COMMENTS
Metals

See QAPP ☐

STATE WHERE SAMPLES WERE COLLECTED

TURNAROUND REQUIREMENTS
_____ RUSH (SURCHARGES APPLY)
_____ 1 day _____ 2 day _____ 3 day
_____ 4 day _____ 5 day

REQUESTED REPORT DATE
_____

REPORT REQUIREMENTS
____ I. Results Only
____ II. Results + QC Summaries (LCS, DUP, MS/MSD as required)
____ III. Results + QC and Calibration Summaries
____ IV. Data Validation Report with Raw Data

Edata ____ Yes ____ No

INVOICE INFORMATION
PO #
BILL TO:

RELINQUISHED BY	RECEIVED BY	RELINQUISHED BY	RECEIVED BY	RELINQUISHED BY	RECEIVED BY
Signature:	Signature:	Signature	Signature	Signature	Signature
Printed Name: BOB CARBAN	Printed Name: GREGORY D. ESMERIAN	Printed Name	Printed Name	Printed Name	Printed Name
Firm: AECOM	Firm: AECOM	Firm	Firm	Firm	Firm
Date/Time: 10/22/15	Date/Time: 10-22-15 15:05	Date/Time	Date/Time	Date/Time	Date/Time

Distribution: White - Lab Copy; Yellow - Return to Originator

© 2012 by ALS Group

ALS Environmental

CHAIN OF CUSTODY/LABORATORY ANALYSIS REQUEST FORM

31623

1565 Jefferson Road, Building 300, Suite 360 • Rochester, NY 14623 | +1 585 288 5380 +1 585 288 8475 (fax) PAGE 3 OF 3

Project Name	Project Number
TEXTRON ANNUAL SAMPLE	
Project Manager	**Report CC**
KEVIN CRONIN	
Company/Address	
CB&I	
Phone #	**Email**
Sampler's Signature	**Sampler's Printed Name**
	BOB LUSAW

ANALYSIS REQUESTED *(Include Method Number and Container Preservative)*

PRESERVATIVE

NUMBER OF CONTAINERS

CLIENT SAMPLE ID	FOR OFFICE USE ONLY LAB ID	SAMPLING DATE	SAMPLING TIME	MATRIX	GC/MS VOAs ○ 8260 ○ 624 ○ CLP	GC/MS SVOAs ○ 8270 ○ 625	GC VOAs ○ 8021 ○ 601/602	PESTICIDES ○ 8081 ○ 608	PCBs ○ 8082 ○ 608	METALS, TOTAL (List in comments below)	METALS, DISSOLVED (List in comments below)	REMARKS/ ALTERNATE DESCRIPTION
BAT-89-15(1)-151022	[redacted]	10/22/15	1025	W	X							
BAT-87-13(3)151022	[redacted]		1105									
BAT-DUP-2-151022	[redacted]		1105									
BAT-87-14(2)-151022	[redacted]		1130									
BAT-DW-9-151022	[redacted]		1145									
BAT-87-17(1)-151022	[redacted]		1225									
BAT-87-20(0)-151022	[redacted]		1300									
TRIP BLANK	[redacted]	10/17/15	0805									
	[redacted]											
	[redacted]											
	[redacted]											

Preservative Key
0. NONE
1. HCL
2. HNO_3
3. H_2SO_4
4. NaOH
5. Zn. Acetate
6. MeOH
7. $NaHSO_4$
8. Other _____

SPECIAL INSTRUCTIONS/COMMENTS
Metals

See QAPP ☐

TURNAROUND REQUIREMENTS
_____ RUSH (SURCHARGES APPLY)
_____ 1 day _____ 2 day _____ 3 day
_____ 4 day _____ 5 day

REQUESTED REPORT DATE
_____

REPORT REQUIREMENTS
____ I. Results Only
____ II. Results + QC Summaries (LCS, DUP, MS/MSD as required)
____ III. Results + QC and Calibration Summaries
____ IV. Data Validation Report with Raw Data

Edata ____Yes ____No

INVOICE INFORMATION
PO #
BILL TO:

STATE WHERE SAMPLES WERE COLLECTED

RELINQUISHED BY	RECEIVED BY	RELINQUISHED BY	RECEIVED BY	RELINQUISHED BY	RECEIVED BY
Signature: Bob Lusaw	Signature: Gregory D. Emerian	Signature	Signature	Signature	Signature
Printed Name: Bob Lusaw	Printed Name: Gregory D. Emerian	Printed Name	Printed Name	Printed Name	Printed Name
Firm: AES	Firm: ALS	Firm	Firm	Firm	Firm
Date/Time: 10/22/15	Date/Time: 10-22-15 15:05	Date/Time	Date/Time	Date/Time	Date/Time

Distribution: White - Lab Copy; Yellow - Return to Originator

© 2012 by ALS Group

R1509047 5

CB&I Environmental & Infrastructure
Textron Wheatfield

Cooler Receipt and Preservat

Project/Client CB+I Folder Number

Cooler received on 10-22-15 by: KE

COURIER: (ALS) UPS FEDEX VELOCITY CLIENT

1	Were **Custody seals** on outside of cooler?	Y (N)	5a	**Perchlorate** samples have required headspace?	Y N (NA)
2	**Custody papers** properly completed (ink, signed)?	(Y) N	5b	Did VOA vials, Alk, or Sulfide have sig* **bubbles**?	(Y) N NA *
3	Did all bottles arrive in good **condition** (unbroken)? 10-22-15 KE	(Y) N	6	Where did the bottles originate?	(ALS/ROC) CLIENT
4	Circle: (Wet Ice) Dry Ice Gel packs present?	(Y) N	7	Soil VOA received as: Bulk Encore 5035set	(NA)

8. Temperature Readings Date: 10-22-15 Time: 15:25 ID: IR#3 (IR#5) From: (Temp Blank) (Sample Bottle)

Observed Temp (°C)	6.8	4.6	4.5				
Correction Factor (°C)	-0.8	0	-1.8				
Corrected Temp (°C)	5.0	4.6	2.7				
Within 0-6°C?	(Y) N	(Y) N	(Y) N	Y N	Y N	Y N	Y N
If <0°C, were samples frozen?	Y N	Y N	Y N	Y N	Y N	Y N	Y N

If out of Temperature, note packing/ice condition: _____ Ice melted Poorly Packed Same Day Rule

&Client Approval to Run Samples: _____ Standing Approval Client aware at drop-off Client notified by: _____

All samples held in storage location: R-002 by KE on 10-22-15 at 15:35
5035 samples placed in storage location: _____ by _____ on _____ at _____

PC Secondary Review: MM 10/26/15

Cooler Breakdown: Date: 10/22/15 Time: 1946 by: MDS

1. Were all bottle labels complete (*i.e.* analysis, preservation, etc.)? (YES) NO
2. Did all bottle labels and tags agree with custody papers? YES (NO)
3. Were correct containers used for the tests indicated? (YES) NO
4. Air Samples: Cassettes / Tubes Intact Canisters Pressurized Tedlar® Bags Inflated (N/A)

Explain any discrepancies:

pH	Reagent	Yes	No	Lot Received	Exp	Sample ID	Vol. Added	Lot Added	Final pH
≥12	NaOH								
≤2	HNO_3								
≤2	H_2SO_4								
<4	$NaHSO_4$								
Residual Chlorine (-)	For CN Phenol and 522			If +, contact PM to add $Na_2S_2O_3$ (CN), ascorbic (phenol).					
	$Na_2S_2O_3$	-	-						
	ZnAcetate	-	-						
	HCl	**	**	9114070	9/16				

**Not to be tested before analysis – pH tested and recorded by VOAs on a separate worksheet

Yes=All samples OK

No=Samples were preserved at The lab as listed

PM OK to Adjust: _____

Bottle lot numbers: 5-120-002

Other Comments:

* BAT DUP-2-151022 - 1 of 3 vials
BAT87-13-(3)151022 1 of 3 vials

BAT-87-02-(3)151021
One of 3 vials broken

* BAT-87-14(2)-151022 labeled BAT-87-14(6)-151022

PC Secondary Review: MM 10/26/15 *significant air bubbles: VOA > 5-6 mm : WC >1 in. diameter

P:\INTRANET\QAQC\Forms Controlled\Cooler Receipt r9.doc 9/24/15

ALS ENVIRONMENTAL

Chain of Custody Report

Client: CB&I Environmental & Infrastructure
Project: Textron Wheatfield/Annual Groundwater

Service Request: R1509047

Bottle ID	Tests	Date	Time	Sample Location / User	Disposed On
R1509047-001.01					
	8260C				
		10/22/15	1942	SMO / MSTONE	
		10/22/15	1943	R-001 / MSTONE	
		10/23/15	1258	In Lab / FNAEGLER	
		10/23/15	1430	R-001-S10 / DLIPANI	
		10/26/15	1349	In Lab / FNAEGLER	
		10/26/15	1530	R-001-S10 / DLIPANI	
R1509047-001.02					
		10/22/15	1942	SMO / MSTONE	
		10/22/15	1943	R-001 / MSTONE	
R1509047-001.03					
		10/22/15	1942	SMO / MSTONE	
		10/22/15	1943	R-001 / MSTONE	
R1509047-002.01					
	8260C				
		10/22/15	1942	SMO / MSTONE	
		10/22/15	1943	R-001 / MSTONE	
		10/23/15	1258	In Lab / FNAEGLER	
		10/23/15	1430	R-001-S10 / DLIPANI	
R1509047-002.02					
		10/22/15	1942	SMO / MSTONE	
		10/22/15	1943	R-001 / MSTONE	
R1509047-002.03					
		10/22/15	1942	SMO / MSTONE	
		10/22/15	1943	R-001 / MSTONE	
R1509047-003.01					
	8260C				
		10/22/15	1942	SMO / MSTONE	
		10/22/15	1943	R-001 / MSTONE	
		10/23/15	1258	In Lab / FNAEGLER	
		10/23/15	1430	R-001-S10 / DLIPANI	
R1509047-003.02					
		10/22/15	1942	SMO / MSTONE	
		10/22/15	1943	R-001 / MSTONE	
R1509047-003.03					
		10/22/15	1942	SMO / MSTONE	
		10/22/15	1943	R-001 / MSTONE	
R1509047-004.01					
	8260C				
		10/22/15	1942	SMO / MSTONE	

ALS ENVIRONMENTAL

Chain of Custody Report

Client: CB&I Environmental & Infrastructure
Project: Textron Wheatfield/Annual Groundwater

Service Request: R1509047

Bottle ID	Tests	Date	Time	Sample Location / User	Disposed On
		10/22/15	1943	R-001 / MSTONE	
		10/23/15	1258	In Lab / FNAEGLER	
		10/23/15	1430	R-001-S10 / DLIPANI	
		10/26/15	1349	In Lab / FNAEGLER	
		10/26/15	1530	R-001-S10 / DLIPANI	
R1509047-004.02					
		10/22/15	1942	SMO / MSTONE	
		10/22/15	1943	R-001 / MSTONE	
R1509047-004.03					
		10/22/15	1942	SMO / MSTONE	
		10/22/15	1943	R-001 / MSTONE	
R1509047-005.01					
	8260C				
		10/22/15	1942	SMO / MSTONE	
		10/22/15	1943	R-001 / MSTONE	
		10/23/15	1258	In Lab / FNAEGLER	
		10/23/15	1430	R-001-S10 / DLIPANI	
R1509047-005.02					
		10/22/15	1942	SMO / MSTONE	
		10/22/15	1943	R-001 / MSTONE	
R1509047-005.03					
		10/22/15	1942	SMO / MSTONE	
		10/22/15	1943	R-001 / MSTONE	
R1509047-006.01					
	8260C				
		10/22/15	1942	SMO / MSTONE	
		10/22/15	1943	R-001 / MSTONE	
		10/23/15	1258	In Lab / FNAEGLER	
		10/23/15	1430	R-001-S10 / DLIPANI	
R1509047-006.02					
		10/22/15	1942	SMO / MSTONE	
		10/22/15	1943	R-001 / MSTONE	
R1509047-006.03					
		10/22/15	1942	SMO / MSTONE	
		10/22/15	1943	R-001 / MSTONE	
R1509047-007.01					
	8260C				
		10/22/15	1942	SMO / MSTONE	
		10/22/15	1943	R-001 / MSTONE	
		10/23/15	1259	In Lab / FNAEGLER	
		10/23/15	1430	R-001-S10 / DLIPANI	

ALS ENVIRONMENTAL
Chain of Custody Report

Client: CB&I Environmental & Infrastructure
Project: Textron Wheatfield/Annual Groundwater

Service Request: R1509047

Bottle ID	Tests	Date	Time	Sample Location / User	Disposed On
		10/26/15	1349	In Lab / FNAEGLER	
		10/26/15	1530	R-001-S10 / DLIPANI	
R1509047-007.02					
		10/22/15	1942	SMO / MSTONE	
		10/22/15	1943	R-001 / MSTONE	
R1509047-007.03					
		10/22/15	1942	SMO / MSTONE	
		10/22/15	1943	R-001 / MSTONE	
R1509047-008.01					
	8260C				
		10/22/15	1942	SMO / MSTONE	
		10/22/15	1943	R-001 / MSTONE	
		10/23/15	1259	In Lab / FNAEGLER	
		10/23/15	1431	R-001-S10 / DLIPANI	
		10/26/15	1349	In Lab / FNAEGLER	
		10/26/15	1530	R-001-S10 / DLIPANI	
R1509047-008.02					
		10/22/15	1942	SMO / MSTONE	
		10/22/15	1943	R-001 / MSTONE	
R1509047-008.03					
		10/22/15	1942	SMO / MSTONE	
		10/22/15	1943	R-001 / MSTONE	
R1509047-009.01					
		10/22/15	1942	SMO / MSTONE	
		10/22/15	1943	R-001 / MSTONE	
R1509047-009.02					
		10/22/15	1942	SMO / MSTONE	
		10/22/15	1943	R-001 / MSTONE	
R1509047-009.03					
		10/22/15	1942	SMO / MSTONE	
		10/22/15	1943	R-001 / MSTONE	
R1509047-009.04					
	8260C				
		10/22/15	1943	SMO / MSTONE	
		10/22/15	1943	R-001 / MSTONE	
		10/23/15	1259	In Lab / FNAEGLER	
		10/23/15	1431	R-001-S10 / DLIPANI	
		10/27/15	1441	In Lab / FNAEGLER	
		10/27/15	1455	R-001-S10 / FNAEGLER	
R1509047-009.05					
		10/22/15	1943	SMO / MSTONE	

ALS ENVIRONMENTAL
Chain of Custody Report

Client: CB&I Environmental & Infrastructure
Project: Textron Wheatfield/Annual Groundwater

Service Request: R1509047

Bottle ID	Tests	Date	Time	Sample Location / User	Disposed On
		10/22/15	1943	R-001 / MSTONE	
R1509047-009.06					
		10/22/15	1943	SMO / MSTONE	
		10/22/15	1943	R-001 / MSTONE	
R1509047-010.01					
	8260C				
		10/22/15	1942	SMO / MSTONE	
		10/22/15	1943	R-001 / MSTONE	
		10/23/15	1259	In Lab / FNAEGLER	
		10/23/15	1431	R-001-S10 / DLIPANI	
R1509047-010.02					
		10/22/15	1942	SMO / MSTONE	
		10/22/15	1943	R-001 / MSTONE	
R1509047-010.03					
		10/22/15	1942	SMO / MSTONE	
		10/22/15	1943	R-001 / MSTONE	
R1509047-011.01					
		10/22/15	1942	SMO / MSTONE	
		10/22/15	1943	R-001 / MSTONE	
R1509047-011.02					
		10/22/15	1942	SMO / MSTONE	
		10/22/15	1943	R-001 / MSTONE	
R1509047-011.03					
		10/22/15	1942	SMO / MSTONE	
		10/22/15	1943	R-001 / MSTONE	
R1509047-011.04					
	8260C				
		10/22/15	1943	SMO / MSTONE	
		10/22/15	1943	R-001 / MSTONE	
		10/23/15	1257	R-001-S10 / DLIPANI	
		10/26/15	1349	In Lab / FNAEGLER	
		10/26/15	1530	R-001-S10 / DLIPANI	
R1509047-011.05					
		10/22/15	1943	SMO / MSTONE	
		10/22/15	1943	R-001 / MSTONE	
R1509047-011.06					
		10/22/15	1943	SMO / MSTONE	
		10/22/15	1943	R-001 / MSTONE	
R1509047-012.01					
	8260C				

ALS ENVIRONMENTAL
Chain of Custody Report

Client: CB&I Environmental & Infrastructure
Project: Textron Wheatfield/Annual Groundwater

Service Request: R1509047

Bottle ID	Tests	Date	Time	Sample Location / User	Disposed On
		10/22/15	1942	SMO / MSTONE	
		10/22/15	1943	R-001 / MSTONE	
		10/23/15	1259	In Lab / FNAEGLER	
		10/23/15	1430	R-001-S10 / DLIPANI	
R1509047-012.02					
		10/22/15	1942	SMO / MSTONE	
		10/22/15	1943	R-001 / MSTONE	
R1509047-012.03					
		10/22/15	1942	SMO / MSTONE	
		10/22/15	1943	R-001 / MSTONE	
R1509047-013.01					
	8260C				
		10/22/15	1942	SMO / MSTONE	
		10/22/15	1943	R-001 / MSTONE	
		10/23/15	1259	In Lab / FNAEGLER	
		10/23/15	1431	R-001-S10 / DLIPANI	
R1509047-013.02					
		10/22/15	1942	SMO / MSTONE	
		10/22/15	1943	R-001 / MSTONE	
R1509047-014.01					
	8260C				
		10/22/15	1942	SMO / MSTONE	
		10/22/15	1943	R-001 / MSTONE	
		10/23/15	1259	In Lab / FNAEGLER	
		10/23/15	1431	R-001-S10 / DLIPANI	
		10/26/15	1349	In Lab / FNAEGLER	
		10/26/15	1530	R-001-S10 / DLIPANI	
R1509047-014.02					
		10/22/15	1942	SMO / MSTONE	
		10/22/15	1943	R-001 / MSTONE	
R1509047-014.03					
		10/22/15	1942	SMO / MSTONE	
		10/22/15	1943	R-001 / MSTONE	
R1509047-015.01					
	8260C				
		10/22/15	1942	SMO / MSTONE	
		10/22/15	1943	R-001 / MSTONE	
		10/23/15	1259	In Lab / FNAEGLER	
		10/23/15	1431	R-001-S10 / DLIPANI	
R1509047-015.02					
		10/22/15	1942	SMO / MSTONE	

ALS ENVIRONMENTAL
Chain of Custody Report

Client: CB&I Environmental & Infrastructure
Project: Textron Wheatfield/Annual Groundwater

Service Request: R1509047

Bottle ID	Tests	Date	Time	Sample Location / User	Disposed On
		10/22/15	1943	R-001 / MSTONE	
R1509047-015.03					
		10/22/15	1942	SMO / MSTONE	
		10/22/15	1943	R-001 / MSTONE	
R1509047-016.01					
	8260C				
		10/22/15	1942	SMO / MSTONE	
		10/22/15	1943	R-001 / MSTONE	
		10/23/15	1259	In Lab / FNAEGLER	
		10/23/15	1431	R-001-S10 / DLIPANI	
		10/26/15	1349	In Lab / FNAEGLER	
		10/26/15	1530	R-001-S10 / DLIPANI	
R1509047-016.02					
		10/22/15	1942	SMO / MSTONE	
		10/22/15	1943	R-001 / MSTONE	
R1509047-016.03					
		10/22/15	1942	SMO / MSTONE	
		10/22/15	1943	R-001 / MSTONE	
R1509047-017.01					
	8260C				
		10/22/15	1942	SMO / MSTONE	
		10/22/15	1943	R-001 / MSTONE	
		10/23/15	1259	In Lab / FNAEGLER	
		10/23/15	1430	R-001-S10 / DLIPANI	
R1509047-017.02					
		10/22/15	1942	SMO / MSTONE	
		10/22/15	1943	R-001 / MSTONE	
R1509047-017.03					
		10/22/15	1942	SMO / MSTONE	
		10/22/15	1943	R-001 / MSTONE	
R1509047-018.01					
	8260C				
		10/22/15	1942	SMO / MSTONE	
		10/22/15	1943	R-001 / MSTONE	
		10/23/15	1259	In Lab / FNAEGLER	
		10/23/15	1431	R-001-S10 / DLIPANI	
		10/26/15	1349	In Lab / FNAEGLER	
		10/26/15	1530	R-001-S10 / DLIPANI	
R1509047-018.02					
		10/22/15	1942	SMO / MSTONE	
		10/22/15	1943	R-001 / MSTONE	

ALS ENVIRONMENTAL
Chain of Custody Report

Client: CB&I Environmental & Infrastructure
Project: Textron Wheatfield/Annual Groundwater

Service Request: R1509047

Bottle ID	Tests	Date	Time	Sample Location / User	Disposed On
R1509047-018.03					
		10/22/15	1942	SMO / MSTONE	
		10/22/15	1943	R-001 / MSTONE	
R1509047-019.01					
	8260C				
		10/22/15	1942	SMO / MSTONE	
		10/22/15	1943	R-001 / MSTONE	
		10/23/15	1259	In Lab / FNAEGLER	
		10/23/15	1431	R-001-S10 / DLIPANI	
		10/26/15	1349	In Lab / FNAEGLER	
		10/26/15	1530	R-001-S10 / DLIPANI	
R1509047-019.02					
		10/22/15	1942	SMO / MSTONE	
		10/22/15	1943	R-001 / MSTONE	
R1509047-019.03					
		10/22/15	1942	SMO / MSTONE	
		10/22/15	1943	R-001 / MSTONE	
R1509047-020.01					
	8260C				
		10/22/15	1942	SMO / MSTONE	
		10/22/15	1943	R-001 / MSTONE	
		10/23/15	1259	In Lab / FNAEGLER	
		10/23/15	1431	R-001-S10 / DLIPANI	
		10/26/15	1349	In Lab / FNAEGLER	
		10/26/15	1530	R-001-S10 / DLIPANI	
R1509047-020.02					
		10/22/15	1942	SMO / MSTONE	
		10/22/15	1943	R-001 / MSTONE	
R1509047-020.03					
		10/22/15	1942	SMO / MSTONE	
		10/22/15	1943	R-001 / MSTONE	
R1509047-021.01					
	8260C				
		10/22/15	1942	SMO / MSTONE	
		10/22/15	1943	R-001 / MSTONE	
		10/23/15	1257	R-001-S10 / DLIPANI	
		10/26/15	1349	In Lab / FNAEGLER	
		10/26/15	1530	R-001-S10 / DLIPANI	
R1509047-021.02					
		10/22/15	1942	SMO / MSTONE	
		10/22/15	1943	R-001 / MSTONE	

ALS ENVIRONMENTAL
Chain of Custody Report

Client: CB&I Environmental & Infrastructure
Project: Textron Wheatfield/Annual Groundwater

Service Request: R1509047

Bottle ID	Tests	Date	Time	Sample Location / User	Disposed On
R1509047-021.03					
		10/22/15	1942	SMO / MSTONE	
		10/22/15	1943	R-001 / MSTONE	
R1509047-022.01					
	8260C				
		10/22/15	1942	SMO / MSTONE	
		10/22/15	1943	R-001 / MSTONE	
		10/23/15	1257	R-001-S10 / DLIPANI	
		10/26/15	1349	In Lab / FNAEGLER	
		10/26/15	1530	R-001-S10 / DLIPANI	
R1509047-022.02					
		10/22/15	1942	SMO / MSTONE	
		10/22/15	1943	R-001 / MSTONE	
R1509047-022.03					
		10/22/15	1942	SMO / MSTONE	
		10/22/15	1943	R-001 / MSTONE	
R1509047-023.01					
	8260C				
		10/22/15	1942	SMO / MSTONE	
		10/22/15	1943	R-001 / MSTONE	
		10/23/15	1257	R-001-S10 / DLIPANI	
		10/26/15	1349	In Lab / FNAEGLER	
		10/26/15	1530	R-001-S10 / DLIPANI	
R1509047-023.02					
		10/22/15	1942	SMO / MSTONE	
		10/22/15	1943	R-001 / MSTONE	
R1509047-023.03					
		10/22/15	1942	SMO / MSTONE	
		10/22/15	1943	R-001 / MSTONE	
R1509047-024.01					
	8260C				
		10/22/15	1942	SMO / MSTONE	
		10/22/15	1943	R-001 / MSTONE	
		10/23/15	1257	R-001-S10 / DLIPANI	
		10/26/15	1349	In Lab / FNAEGLER	
		10/26/15	1530	R-001-S10 / DLIPANI	
R1509047-024.02					
		10/22/15	1942	SMO / MSTONE	
		10/22/15	1943	R-001 / MSTONE	
R1509047-024.03					
		10/22/15	1942	SMO / MSTONE	

ALS ENVIRONMENTAL
Chain of Custody Report

Client: CB&I Environmental & Infrastructure
Project: Textron Wheatfield/Annual Groundwater

Service Request: R1509047

Bottle ID	Tests	Date	Time	Sample Location / User	Disposed On
		10/22/15	1943	R-001 / MSTONE	
R1509047-025.01					
	8260C				
		10/22/15	1942	SMO / MSTONE	
		10/22/15	1943	R-001 / MSTONE	
		10/23/15	1257	R-001-S10 / DLIPANI	
		10/26/15	1349	In Lab / FNAEGLER	
		10/26/15	1530	R-001-S10 / DLIPANI	
R1509047-025.02					
		10/22/15	1942	SMO / MSTONE	
		10/22/15	1943	R-001 / MSTONE	
R1509047-025.03					
		10/22/15	1942	SMO / MSTONE	
		10/22/15	1943	R-001 / MSTONE	
R1509047-026.01					
	8260C				
		10/22/15	1942	SMO / MSTONE	
		10/22/15	1943	R-001 / MSTONE	
		10/23/15	1257	R-001-S10 / DLIPANI	
		10/26/15	1349	In Lab / FNAEGLER	
		10/26/15	1530	R-001-S10 / DLIPANI	
R1509047-026.02					
		10/22/15	1942	SMO / MSTONE	
		10/22/15	1943	R-001 / MSTONE	
R1509047-026.03					
		10/22/15	1942	SMO / MSTONE	
		10/22/15	1943	R-001 / MSTONE	
R1509047-027.01					
	8260C				
		10/22/15	1942	SMO / MSTONE	
		10/22/15	1943	R-001 / MSTONE	
		10/23/15	1257	R-001-S10 / DLIPANI	
		10/26/15	1349	In Lab / FNAEGLER	
		10/26/15	1530	R-001-S10 / DLIPANI	
R1509047-027.02					
		10/22/15	1942	SMO / MSTONE	
		10/22/15	1943	R-001 / MSTONE	
R1509047-027.03					
		10/22/15	1942	SMO / MSTONE	
		10/22/15	1943	R-001 / MSTONE	
R1509047-028.01					

ALS ENVIRONMENTAL

Chain of Custody Report

Client: CB&I Environmental & Infrastructure
Project: Textron Wheatfield/Annual Groundwater

Service Request: R1509047

Bottle ID	Tests	Date	Time	Sample Location / User	Disposed On
	8260C				
		10/22/15	1942	SMO / MSTONE	
		10/22/15	1943	R-001 / MSTONE	
		10/23/15	1257	R-001-S10 / DLIPANI	
		10/26/15	1349	In Lab / FNAEGLER	
		10/26/15	1530	R-001-S10 / DLIPANI	
		10/27/15	1441	In Lab / FNAEGLER	
		10/27/15	1455	R-001-S10 / FNAEGLER	
R1509047-028.02					
		10/22/15	1942	SMO / MSTONE	
		10/22/15	1943	R-001 / MSTONE	
R1509047-028.03					
		10/22/15	1942	SMO / MSTONE	
		10/22/15	1943	R-001 / MSTONE	
R1509047-029.01					
	8260C				
		10/22/15	1942	SMO / MSTONE	
		10/22/15	1943	R-001 / MSTONE	
		10/23/15	1257	R-001-S10 / DLIPANI	
		10/26/15	1349	In Lab / FNAEGLER	
		10/26/15	1530	R-001-S10 / DLIPANI	
R1509047-029.02					
		10/22/15	1942	SMO / MSTONE	
		10/22/15	1943	R-001 / MSTONE	
R1509047-029.03					
		10/22/15	1942	SMO / MSTONE	
		10/22/15	1943	R-001 / MSTONE	
R1509047-030.01					
		10/22/15	1942	SMO / MSTONE	
		10/22/15	1943	R-001 / MSTONE	
R1509047-030.02					
		10/22/15	1942	SMO / MSTONE	
		10/22/15	1943	R-001 / MSTONE	
R1509047-030.03					
		10/22/15	1942	SMO / MSTONE	
		10/22/15	1943	R-001 / MSTONE	
R1509047-030.04					
		10/22/15	1944	SMO / MSTONE	
R1509047-030.05					
	8260C				
		10/22/15	1944	SMO / MSTONE	

ALS ENVIRONMENTAL
Chain of Custody Report

Client: CB&I Environmental & Infrastructure
Project: Textron Wheatfield/Annual Groundwater

Service Request: R1509047

Bottle ID	Tests	Date	Time	Sample Location / User	Disposed On
		10/23/15	1258	In Lab / FNAEGLER	
		10/23/15	1430	R-001-S10 / DLIPANI	
R1509047-030.06					
		10/22/15	1944	SMO / MSTONE	

ALS Environmental

VOLATILE ORGANICS
QC SUMMARY

ALS Environmental - Rochester, NY
1565 Jefferson Rd, Bldg. 300, Suite 360, Rochester, NY 14623
Phone (585) 288-5380 Fax (585) 288-8475
www.alsglobal.com

ALS Group USA, Corp. dba ALS Environmental

QA/QC Report

Client:	CB&I	**Service Request:**	R1509047
Project:	Textron Wheatfield/Annual Groundwater	**Date Collected:**	10/21/15
Sample Matrix:	Water	**Date Received:**	10/22/15
		Date Analyzed:	10/27/15

Matrix Spike Summary
Volatile Organic Compounds by GC/MS

Sample Name:	BAT-87-20(1)-151021	**Units:**	µg/L
Lab Code:	R1509047-009	**Basis:**	NA

Analytical Method: 8260C

		BAT-87-20(1)-151021MS Matrix Spike RQ1513194-07			BAT-87-20(1)-151021DMS Duplicate Matrix Spike RQ1513194-08					
Analyte Name	**Sample Result**	**Result**	**Spike Amount**	**% Rec**	**Result**	**Spike Amount**	**% Rec**	**% Rec Limits**	**RPD**	**RPD Limit**
Chloromethane	ND	4280	5000	86	4570	5000	91	55 - 160	7	30
Vinyl Chloride	1500	6150	5000	92	6560	5000	101	60 - 157	7	30
Chloroethane	ND	5490	5000	110	5800	5000	116	70 - 140	5	30
Bromomethane	ND	2690	5000	54	2930	5000	59	10 - 162	9	30
1,1-Dichloroethene	ND	5280	5000	106	5540	5000	111	74 - 139	5	30
Acetone	ND	4840	5000	97	5430	5000	109	29 - 151	11	30
Carbon Disulfide	ND	4940	5000	99	5460	5000	109	34 - 162	10	30
Methylene Chloride	ND	4600	5000	92	4720	5000	94	75 - 121	3	30
trans-1,2-Dichloroethene	ND	4890	5000	98	5240	5000	105	77 - 125	7	30
1,1-Dichloroethane	ND	5520	5000	110	5770	5000	115	74 - 132	4	30
cis-1,2-Dichloroethene	6800	11100	5000	86	11700	5000	98	72 - 133	5	30
2-Butanone (MEK)	ND	4750	5000	95	5410	5000	108	46 - 141	13	30
Chloroform	ND	5070	5000	101	5380	5000	108	75 - 130	6	30
1,1,1-Trichloroethane	ND	5470	5000	109	6120	5000	122	74 - 127	11	30
Carbon Tetrachloride	ND	5180	5000	104	5700	5000	114	65 - 135	10	30
Benzene	ND	4790	5000	96	5150	5000	103	76 - 129	7	30
1,2-Dichloroethane	ND	5340	5000	107	5710	5000	114	68 - 130	7	30
Trichloroethene	26	4990	5000	99	5150	5000	103	62 - 142	3	30
1,2-Dichloropropane	ND	5040	5000	101	5370	5000	107	79 - 124	6	30
Bromodichloromethane	ND	5220	5000	104	5630	5000	113	76 - 127	8	30
cis-1,3-Dichloropropene	ND	5210	5000	104	5620	5000	112	52 - 134	7	30
4-Methyl-2-pentanone (MIBK)	ND	4920	5000	98	5480	5000	110	60 - 141	11	30
Toluene	ND	4990	5000	100	5240	5000	105	79 - 125	5	30
trans-1,3-Dichloropropene	ND	5280	5000	106	5730	5000	114	50 - 142	8	30
1,1,2-Trichloroethane	ND	4800	5000	96	5190	5000	104	79 - 119	8	30
Tetrachloroethene	ND	4600	5000	92	4950	5000	99	67 - 137	7	30
2-Hexanone	ND	4520	5000	90	5140	5000	103	56 - 132	13	30
Dibromochloromethane	ND	5140	5000	103	5690	5000	114	72 - 128	10	30

Results flagged with an asterisk (*) indicate values outside control criteria.

Results flagged with a pound (#) indicate the control criteria is not applicable.

Percent recoveries and relative percent differences (RPD) are determined by the software using values in the calculation which have not been rounded.

ALS Group USA, Corp. dba ALS Environmental

QA/QC Report

Client: CB&I
Project: Textron Wheatfield/Annual Groundwater
Sample Matrix: Water

Service Request: R1509047
Date Collected: 10/21/15
Date Received: 10/22/15
Date Analyzed: 10/27/15

Matrix Spike Summary
Volatile Organic Compounds by GC/MS

Sample Name: BAT-87-20(1)-151021
Lab Code: R1509047-009

Units: µg/L
Basis: NA

Analytical Method: 8260C

Analyte Name	Sample Result	BAT-87-20(1)-151021MS Matrix Spike RQ1513194-07 Result	Spike Amount	% Rec	BAT-87-20(1)-151021DMS Duplicate Matrix Spike RQ1513194-08 Result	Spike Amount	% Rec	% Rec Limits	RPD	RPD Limit
Chlorobenzene	ND	4660	5000	93	4980	5000	100	76 - 125	7	30
Ethylbenzene	ND	4950	5000	99	5420	5000	108	72 - 134	9	30
m,p-Xylenes	ND	9590	10000	96	10300	10000	103	68 - 138	7	30
o-Xylene	ND	4860	5000	97	5130	5000	103	68 - 134	5	30
Styrene	ND	4900	5000	98	5190	5000	104	34 - 156	6	30
Bromoform	ND	4810	5000	96	5500	5000	110	58 - 133	13	30
1,1,2,2-Tetrachloroethane	ND	4690	5000	94	5310	5000	106	72 - 122	12	30

Results flagged with an asterisk (*) indicate values outside control criteria.

Results flagged with a pound (#) indicate the control criteria is not applicable.

Percent recoveries and relative percent differences (RPD) are determined by the software using values in the calculation which have not been rounded.

Client: CB&I
Project: Textron Wheatfield/Annual Groundwater
Sample Matrix: Water

Service Request: R1509047
Date Collected: 10/21/15
Date Received: 10/22/15
Date Analyzed: 10/26/15

Matrix Spike Summary
Volatile Organic Compounds by GC/MS

Sample Name: BAT-89-14(1)-151021
Lab Code: R1509047-011

Units: µg/L
Basis: NA

Analytical Method: 8260C
Prep Method: EPA 5030C

		BAT-89-14(1)-151021MS Matrix Spike RQ1513317-05			BAT-89-14(1)-151021DMS Duplicate Matrix Spike RQ1513317-06					
Analyte Name	Sample Result	Result	Spike Amount	% Rec	Result	Spike Amount	% Rec	% Rec Limits	RPD	RPD Limit
Chloromethane	ND	83.5	100	84	90.8	100	91	55 - 160	8	30
Vinyl Chloride	220	303	100	85	323	100	104	60 - 157	6	30
Chloroethane	ND	112	100	112	109	100	109	70 - 140	3	30
Bromomethane	ND	43.7	100	44	43.4	100	43	10 - 162	<1	30
1,1-Dichloroethene	ND	104	100	104	110	100	110	74 - 139	6	30
Acetone	ND	95.2	100	95	104	100	104	29 - 151	9	30
Carbon Disulfide	ND	99.5	100	100	115	100	115	34 - 162	15	30
Methylene Chloride	ND	90.0	100	90	97.1	100	97	75 - 121	8	30
trans-1,2-Dichloroethene	1.6	98.9	100	97	107	100	105	77 - 125	8	30
1,1-Dichloroethane	16	122	100	105	126	100	109	74 - 132	3	30
cis-1,2-Dichloroethene	110	201	100	89	210	100	99	72 - 133	5	30
2-Butanone (MEK)	ND	98.7	100	99	109	100	109	46 - 141	10	30
Chloroform	ND	96.5	100	96	104	100	104	75 - 130	7	30
1,1,1-Trichloroethane	1.1	104	100	103	114	100	113	74 - 127	9	30
Carbon Tetrachloride	ND	98.3	100	98	112	100	112	65 - 135	13	30
Benzene	ND	98.5	100	98	101	100	101	76 - 129	2	30
1,2-Dichloroethane	ND	106	100	106	109	100	109	68 - 130	3	30
Trichloroethene	1.5	98.6	100	97	105	100	103	62 - 142	6	30
1,2-Dichloropropane	ND	105	100	105	104	100	104	79 - 124	<1	30
Bromodichloromethane	ND	104	100	104	111	100	111	76 - 127	6	30
cis-1,3-Dichloropropene	ND	106	100	106	110	100	110	52 - 134	4	30
4-Methyl-2-pentanone (MIBK)	ND	107	100	106	110	100	110	60 - 141	3	30
Toluene	ND	99.1	100	99	103	100	103	79 - 125	4	30
trans-1,3-Dichloropropene	ND	107	100	107	112	100	112	50 - 142	5	30
1,1,2-Trichloroethane	ND	94.6	100	95	102	100	102	79 - 119	7	30
Tetrachloroethene	ND	92.9	100	93	94.8	100	95	67 - 137	2	30
2-Hexanone	ND	98.5	100	99	102	100	102	56 - 132	4	30
Dibromochloromethane	ND	103	100	103	108	100	108	72 - 128	5	30

Results flagged with an asterisk (*) indicate values outside control criteria.

Results flagged with a pound (#) indicate the control criteria is not applicable.

Percent recoveries and relative percent differences (RPD) are determined by the software using values in the calculation which have not been rounded.

Client: CB&I
Project: Textron Wheatfield/Annual Groundwater
Sample Matrix: Water

Service Request: R1509047
Date Collected: 10/21/15
Date Received: 10/22/15
Date Analyzed: 10/26/15

Matrix Spike Summary
Volatile Organic Compounds by GC/MS

Sample Name: BAT-89-14(1)-151021
Lab Code: R1509047-011

Units: µg/L
Basis: NA

Analytical Method: 8260C
Prep Method: EPA 5030C

		BAT-89-14(1)-151021MS Matrix Spike RQ1513317-05			BAT-89-14(1)-151021DMS Duplicate Matrix Spike RQ1513317-06					
Analyte Name	**Sample Result**	**Result**	**Spike Amount**	**% Rec**	**Result**	**Spike Amount**	**% Rec**	**% Rec Limits**	**RPD**	**RPD Limit**
Chlorobenzene	ND	92.5	100	93	96.2	100	96	76 - 125	4	30
Ethylbenzene	ND	96.5	100	96	102	100	102	72 - 134	6	30
m,p-Xylenes	ND	190	200	95	194	200	97	68 - 138	2	30
o-Xylene	ND	96.0	100	96	97.2	100	97	68 - 134	1	30
Styrene	ND	95.9	100	96	99.0	100	99	34 - 156	3	30
Bromoform	ND	96.3	100	96	101	100	101	58 - 133	5	30
1,1,2,2-Tetrachloroethane	ND	97.9	100	98	104	100	104	72 - 122	6	30

Results flagged with an asterisk (*) indicate values outside control criteria.

Results flagged with a pound (#) indicate the control criteria is not applicable.

Percent recoveries and relative percent differences (RPD) are determined by the software using values in the calculation which have not been rounded.

Client: CB&I
Project: Textron Wheatfield/Annual Groundwater
Sample Matrix: Water

Service Request: R1509047
Date Analyzed: 10/23/15

Lab Control Sample Summary
Volatile Organic Compounds by GC/MS

Analytical Method: 8260C

Units: µg/L
Basis: NA

Analysis Lot: 468624

Lab Control Sample
RQ1513253-02

Analyte Name	Result	Spike Amount	% Rec	% Rec Limits
Chloromethane	17.7	20.0	88	69 - 145
Vinyl Chloride	19.5	20.0	97	69 - 133
Chloroethane	21.8	20.0	109	70 - 127
Bromomethane	19.5	20.0	98	42 - 166
1,1-Dichloroethene	21.8	20.0	109	74 - 135
Acetone	18.9	20.0	94	40 - 161
Carbon Disulfide	22.2	20.0	111	65 - 127
Methylene Chloride	19.4	20.0	97	73 - 122
trans-1,2-Dichloroethene	20.8	20.0	104	80 - 120
1,1-Dichloroethane	21.8	20.0	109	78 - 117
cis-1,2-Dichloroethene	20.4	20.0	102	80 - 121
2-Butanone (MEK)	20.9	20.0	104	61 - 137
Chloroform	20.0	20.0	100	76 - 120
1,1,1-Trichloroethane	21.8	20.0	109	74 - 120
Carbon Tetrachloride	21.9	20.0	110	68 - 125
Benzene	20.4	20.0	102	76 - 118
1,2-Dichloroethane	21.8	20.0	109	71 - 127
Trichloroethene	19.9	20.0	100	78 - 123
1,2-Dichloropropane	21.2	20.0	106	80 - 119
Bromodichloromethane	22.1	20.0	110	78 - 126
cis-1,3-Dichloropropene	23.3	20.0	117	74 - 126
4-Methyl-2-pentanone (MIBK)	20.6	20.0	103	66 - 124
Toluene	20.9	20.0	105	77 - 120
trans-1,3-Dichloropropene	24.6	20.0	123	67 - 135
1,1,2-Trichloroethane	20.0	20.0	100	82 - 118
Tetrachloroethene	20.4	20.0	102	78 - 124
2-Hexanone	18.8	20.0	94	63 - 124
Dibromochloromethane	23.4	20.0	117	77 - 128
Chlorobenzene	20.0	20.0	100	80 - 121
Ethylbenzene	20.1	20.0	100	76 - 120
m,p-Xylenes	40.0	40.0	100	78 - 123
o-Xylene	20.3	20.0	101	80 - 120
Styrene	20.4	20.0	102	80 - 124

Results flagged with an asterisk (*) indicate values outside control criteria.

Percent recoveries and relative percent differences (RPD) are determined by the software using values in the calculation which have not been rounded.

Client: CB&I
Project: Textron Wheatfield/Annual Groundwater
Sample Matrix: Water

Service Request: R1509047
Date Analyzed: 10/23/15

Lab Control Sample Summary
Volatile Organic Compounds by GC/MS

Analytical Method: 8260C

Units: µg/L
Basis: NA

Analysis Lot: 468624

Analyte Name	Lab Control Sample RQ1513253-02 Result	Spike Amount	% Rec	% Rec Limits
Bromoform	22.8	20.0	114	71 - 136
1,1,2,2-Tetrachloroethane	20.7	20.0	103	78 - 122

Results flagged with an asterisk (*) indicate values outside control criteria.

Percent recoveries and relative percent differences (RPD) are determined by the software using values in the calculation which have not been rounded.

ALS Group USA, Corp. dba ALS Environmental

QA/QC Report

Client: CB&I
Project: Textron Wheatfield/Annual Groundwater
Sample Matrix: Water

Service Request: R1509047
Date Analyzed: 10/26/15

Lab Control Sample Summary
Volatile Organic Compounds by GC/MS

Analytical Method: 8260C

Units: µg/L
Basis: NA

Analysis Lot: 468926

Lab Control Sample
RQ1513317-02

Analyte Name	Result	Spike Amount	% Rec	% Rec Limits
Chloromethane	14.8	20.0	74	69 - 145
Vinyl Chloride	16.4	20.0	82	69 - 133
Chloroethane	19.8	20.0	99	70 - 127
Bromomethane	15.7	20.0	78	42 - 166
1,1-Dichloroethene	17.7	20.0	88	74 - 135
Acetone	17.1	20.0	85	40 - 161
Carbon Disulfide	19.3	20.0	97	65 - 127
Methylene Chloride	16.4	20.0	82	73 - 122
trans-1,2-Dichloroethene	17.5	20.0	88	80 - 120
1,1-Dichloroethane	18.4	20.0	92	78 - 117
cis-1,2-Dichloroethene	18.0	20.0	90	80 - 121
2-Butanone (MEK)	17.9	20.0	89	61 - 137
Chloroform	17.8	20.0	89	76 - 120
1,1,1-Trichloroethane	17.4	20.0	87	74 - 120
Carbon Tetrachloride	16.4	20.0	82	68 - 125
Benzene	17.1	20.0	85	76 - 118
1,2-Dichloroethane	19.3	20.0	96	71 - 127
Trichloroethene	17.0	20.0	85	78 - 123
1,2-Dichloropropane	18.6	20.0	93	80 - 119
Bromodichloromethane	19.5	20.0	97	78 - 126
cis-1,3-Dichloropropene	19.4	20.0	97	74 - 126
4-Methyl-2-pentanone (MIBK)	17.4	20.0	87	66 - 124
Toluene	16.9	20.0	84	77 - 120
trans-1,3-Dichloropropene	21.3	20.0	107	67 - 135
1,1,2-Trichloroethane	18.6	20.0	93	82 - 118
Tetrachloroethene	15.8	20.0	79	78 - 124
2-Hexanone	16.3	20.0	81	63 - 124
Dibromochloromethane	20.0	20.0	100	77 - 128
Chlorobenzene	16.5	20.0	82	80 - 121
Ethylbenzene	16.5	20.0	83	76 - 120
m,p-Xylenes	31.6	40.0	79	78 - 123
o-Xylene	16.4	20.0	82	80 - 120
Styrene	17.3	20.0	86	80 - 124

Results flagged with an asterisk (*) indicate values outside control criteria.

Percent recoveries and relative percent differences (RPD) are determined by the software using values in the calculation which have not been rounded.

ALS Group USA, Corp. dba ALS Environmental

QA/QC Report

Client: CB&I
Project: Textron Wheatfield/Annual Groundwater
Sample Matrix: Water

Service Request: R1509047
Date Analyzed: 10/26/15

Lab Control Sample Summary
Volatile Organic Compounds by GC/MS

Analytical Method: 8260C

Units: µg/L
Basis: NA

Analysis Lot: 468926

Analyte Name	Lab Control Sample RQ1513317-02 Result	Spike Amount	% Rec	% Rec Limits
Bromoform	19.9	20.0	99	71 - 136
1,1,2,2-Tetrachloroethane	18.1	20.0	90	78 - 122

Results flagged with an asterisk (*) indicate values outside control criteria.

Percent recoveries and relative percent differences (RPD) are determined by the software using values in the calculation which have not been rounded.

ALS Group USA, Corp. dba ALS Environmental

QA/QC Report

Client: CB&I
Project: Textron Wheatfield/Annual Groundwater
Sample Matrix: Water

Service Request: R1509047
Date Analyzed: 10/27/15

Lab Control Sample Summary
Volatile Organic Compounds by GC/MS

Analytical Method: 8260C

Units: µg/L
Basis: NA

Analysis Lot: 469155

Lab Control Sample
RQ1513194-02

Analyte Name	Result	Spike Amount	% Rec	% Rec Limits
Chloromethane	17.2	20.0	86	69 - 145
Vinyl Chloride	19.1	20.0	95	69 - 133
Chloroethane	21.2	20.0	106	70 - 127
Bromomethane	17.2	20.0	86	42 - 166
1,1-Dichloroethene	21.3	20.0	107	74 - 135
Acetone	20.2	20.0	101	40 - 161
Carbon Disulfide	20.9	20.0	104	65 - 127
Methylene Chloride	18.4	20.0	92	73 - 122
trans-1,2-Dichloroethene	20.8	20.0	104	80 - 120
1,1-Dichloroethane	21.1	20.0	105	78 - 117
cis-1,2-Dichloroethene	20.3	20.0	102	80 - 121
2-Butanone (MEK)	20.0	20.0	100	61 - 137
Chloroform	19.4	20.0	97	76 - 120
1,1,1-Trichloroethane	21.6	20.0	108	74 - 120
Carbon Tetrachloride	20.9	20.0	105	68 - 125
Benzene	19.4	20.0	97	76 - 118
1,2-Dichloroethane	22.0	20.0	110	71 - 127
Trichloroethene	19.5	20.0	97	78 - 123
1,2-Dichloropropane	20.2	20.0	101	80 - 119
Bromodichloromethane	21.7	20.0	108	78 - 126
cis-1,3-Dichloropropene	21.8	20.0	109	74 - 126
4-Methyl-2-pentanone (MIBK)	20.1	20.0	101	66 - 124
Toluene	19.6	20.0	98	77 - 120
trans-1,3-Dichloropropene	23.2	20.0	116	67 - 135
1,1,2-Trichloroethane	19.6	20.0	98	82 - 118
Tetrachloroethene	18.8	20.0	94	78 - 124
2-Hexanone	18.5	20.0	92	63 - 124
Dibromochloromethane	21.4	20.0	107	77 - 128
Chlorobenzene	18.9	20.0	94	80 - 121
Ethylbenzene	19.2	20.0	96	76 - 120
m,p-Xylenes	38.6	40.0	96	78 - 123
o-Xylene	18.9	20.0	95	80 - 120
Styrene	19.3	20.0	96	80 - 124

Results flagged with an asterisk (*) indicate values outside control criteria.

Percent recoveries and relative percent differences (RPD) are determined by the software using values in the calculation which have not been rounded.

ALS Group USA, Corp. dba ALS Environmental

QA/QC Report

Client: CB&I
Project: Textron Wheatfield/Annual Groundwater
Sample Matrix: Water

Service Request: R1509047
Date Analyzed: 10/27/15

Lab Control Sample Summary
Volatile Organic Compounds by GC/MS

Analytical Method: 8260C

Units: µg/L
Basis: NA

Analysis Lot: 469155

Analyte Name	Lab Control Sample RQ1513194-02 Result	Spike Amount	% Rec	% Rec Limits
Bromoform	21.0	20.0	105	71 - 136
1,1,2,2-Tetrachloroethane	19.4	20.0	97	78 - 122

Results flagged with an asterisk (*) indicate values outside control criteria.

Percent recoveries and relative percent differences (RPD) are determined by the software using values in the calculation which have not been rounded.

Client: CB&I
Project: Textron Wheatfield/Annual Groundwater
Sample Matrix: Water

Service Request: R1509047
Date Analyzed: 10/23/15 12:47

Method Blank Summary
Volatile Organic Compounds by GC/MS

Sample Name: Method Blank
Lab Code: RQ1513253-01

Instrument ID: R-MS-10
File ID: I:\ACQUDATA\msvoa10\data\102315\F3385.D\

Analytical Method: 8260C
Prep Method: EPA 5030C

This Method Blank applies to the following analyses:

Sample Name	Lab Code	File ID	Date Analyzed
Lab Control Sample	RQ1513253-02	I:\ACQUDATA\msvoa10\data\102315\F3383.D\	10/23/15 11:39
TRIP BLANK	R1509047-030	I:\ACQUDATA\msvoa10\data\102315\F3386.D\	10/23/15 13:19
BAT-FB-1-151021	R1509047-012	I:\ACQUDATA\msvoa10\data\102315\F3387.D\	10/23/15 13:44
BAT-FB-2-151022	R1509047-017	I:\ACQUDATA\msvoa10\data\102315\F3388.D\	10/23/15 14:08
BAT-EW-2-151021	R1509047-001	I:\ACQUDATA\msvoa10\data\102315\F3389.D\	10/23/15 14:32
BAT-EW-3-151021	R1509047-002	I:\ACQUDATA\msvoa10\data\102315\F3390.D\	10/23/15 14:56
BAT-EW-4-151021	R1509047-003	I:\ACQUDATA\msvoa10\data\102315\F3391.D\	10/23/15 15:21
BAT-EW-6-151021	R1509047-005	I:\ACQUDATA\msvoa10\data\102315\F3393.D\	10/23/15 16:09
BAT-93-03(1)-151021	R1509047-006	I:\ACQUDATA\msvoa10\data\102315\F3394.D\	10/23/15 16:34
BAT-87-21(1)-151021	R1509047-007	I:\ACQUDATA\msvoa10\data\102315\F3395.D\	10/23/15 16:58
BAT-87-22(1)-151021	R1509047-008	I:\ACQUDATA\msvoa10\data\102315\F3396.D\	10/23/15 17:22
BAT-87-20(1)-151021	R1509047-009	I:\ACQUDATA\msvoa10\data\102315\F3397.D\	10/23/15 17:46
BAT-87-19(1)-151021	R1509047-010	I:\ACQUDATA\msvoa10\data\102315\F3398.D\	10/23/15 18:11
BAT-87-02-(3)-151021	R1509047-013	I:\ACQUDATA\msvoa10\data\102315\F3399.D\	10/23/15 18:35
BAT-EW-7-151021	R1509047-014	I:\ACQUDATA\msvoa10\data\102315\F3400.D\	10/23/15 18:59
BAT-EW-13-151021	R1509047-015	I:\ACQUDATA\msvoa10\data\102315\F3401.D\	10/23/15 19:24
BAT-EW-8-151021	R1509047-016	I:\ACQUDATA\msvoa10\data\102315\F3402.D\	10/23/15 19:48
BAT-DW-12-151022	R1509047-018	I:\ACQUDATA\msvoa10\data\102315\F3403.D\	10/23/15 20:12
BAT-DW-11-151022	R1509047-019	I:\ACQUDATA\msvoa10\data\102315\F3404.D\	10/23/15 20:36

Client:	CB&I	**Service Request:**	R1509047
Project:	Textron Wheatfield/Annual Groundwater	**Date Analyzed:**	10/26/15 13:02
Sample Matrix:	Water		

Method Blank Summary
Volatile Organic Compounds by GC/MS

Sample Name:	Method Blank	**Instrument ID:**	R-MS-10
Lab Code:	RQ1513317-01	**File ID:**	I:\ACQUDATA\msvoa10\data\102615\F3446.D\
Analytical Method:	8260C		
Prep Method:	EPA 5030C		

This Method Blank applies to the following analyses:

Sample Name	Lab Code	File ID	Date Analyzed
Lab Control Sample	RQ1513317-02	I:\ACQUDATA\msvoa10\data\102615\F3444.D\	10/26/15 11:56
BAT-DW-10-151022	R1509047-021	I:\ACQUDATA\msvoa10\data\102615\F3448.D\	10/26/15 13:51
BAT-DUP-1-151022	R1509047-022	I:\ACQUDATA\msvoa10\data\102615\F3449.D\	10/26/15 14:18
BAT-89-15(1)-151022	R1509047-023	I:\ACQUDATA\msvoa10\data\102615\F3450.D\	10/26/15 14:42
BAT-87-13(3)-151022	R1509047-024	I:\ACQUDATA\msvoa10\data\102615\F3451.D\	10/26/15 15:06
BAT-DUP-2-151022	R1509047-025	I:\ACQUDATA\msvoa10\data\102615\F3452.D\	10/26/15 15:31
BAT-87-14(0)-151022	R1509047-026	I:\ACQUDATA\msvoa10\data\102615\F3453.D\	10/26/15 15:55
BAT-DW-9-151022	R1509047-027	I:\ACQUDATA\msvoa10\data\102615\F3454.D\	10/26/15 16:19
BAT-87-20(0)-151022	R1509047-029	I:\ACQUDATA\msvoa10\data\102615\F3456.D\	10/26/15 17:08
BAT-EW-2-151021DL	R1509047-001	I:\ACQUDATA\msvoa10\data\102615\F3457.D\	10/26/15 17:32
BAT-EW-5-151021	R1509047-004	I:\ACQUDATA\msvoa10\data\102615\F3458.D\	10/26/15 17:56
BAT-87-21(1)-151021DL	R1509047-007	I:\ACQUDATA\msvoa10\data\102615\F3459.D\	10/26/15 18:20
BAT-87-22(1)-151021DL	R1509047-008	I:\ACQUDATA\msvoa10\data\102615\F3460.D\	10/26/15 18:45
BAT-EW-7-151021DL	R1509047-014	I:\ACQUDATA\msvoa10\data\102615\F3461.D\	10/26/15 19:09
BAT-EW-8-151021DL	R1509047-016	I:\ACQUDATA\msvoa10\data\102615\F3462.D\	10/26/15 19:33
BAT-DW-12-151022DL	R1509047-018	I:\ACQUDATA\msvoa10\data\102615\F3463.D\	10/26/15 19:57
BAT-DW-11-151022DL	R1509047-019	I:\ACQUDATA\msvoa10\data\102615\F3464.D\	10/26/15 20:22
BAT-B-14(1)-151022	R1509047-020	I:\ACQUDATA\msvoa10\data\102615\F3465.D\	10/26/15 20:46
BAT-89-14(1)-151021	R1509047-011	I:\ACQUDATA\msvoa10\data\102615\F3466.D\	10/26/15 21:10
BAT-89-14(1)-151021MS	RQ1513317-05	I:\ACQUDATA\msvoa10\data\102615\F3467.D\	10/26/15 21:35
BAT-89-14(1)-151021DMS	RQ1513317-06	I:\ACQUDATA\msvoa10\data\102615\F3468.D\	10/26/15 21:59

Client:	CB&I	**Service Request:**	R1509047
Project:	Textron Wheatfield/Annual Groundwater	**Date Analyzed:**	10/27/15 14:04
Sample Matrix:	Water		

Method Blank Summary
Volatile Organic Compounds by GC/MS

Sample Name:	Method Blank	**Instrument ID:**	R-MS-10
Lab Code:	RQ1513194-01	**File ID:**	I:\ACQUDATA\msvoa10\data\102715\F3505.D\
Analytical Method:	8260C		

This Method Blank applies to the following analyses:

Sample Name	Lab Code	File ID	Date Analyzed
Lab Control Sample	RQ1513194-02	I:\ACQUDATA\msvoa10\data\102715\F3503.D\	10/27/15 13:10
BAT-87-17(1)-151022	R1509047-028	I:\ACQUDATA\msvoa10\data\102715\F3521.D\	10/27/15 20:32
BAT-87-20(1)-151021DL	R1509047-009	I:\ACQUDATA\msvoa10\data\102715\F3522.D\	10/27/15 20:56
BAT-87-20(1)-151021MS	RQ1513194-07	I:\ACQUDATA\msvoa10\data\102715\F3523.D\	10/27/15 21:21
BAT-87-20(1)-151021DMS	RQ1513194-08	I:\ACQUDATA\msvoa10\data\102715\F3524.D\	10/27/15 21:45

ALS Group USA, Corp. dba ALS Environmental

QA/QC Report

Client: CB&I **Service Request:** R1509047
Project: Textron Wheatfield/Annual Groundwater **Date Analyzed:** 10/19/15 17:20

Tune Summary
Volatile Organic Compounds by GC/MS

File ID: I:\ACQUDATA\msvoa10\data\101915\F3226.D\ **Analytical Method:** 8260C
Instrument ID: R-MS-10 **Analysis Lot:**

Target Mass	Relative to Mass	Lower Limit%	Upper Limit%	Relative Abundance %	Raw Abundance	Result Pass/Fail
50	95	15	40	26.4	86355	Pass
75	95	30	60	49.7	162475	Pass
95	95	100	100	100.0	326955	Pass
96	95	5	9	6.8	22173	Pass
173	174	0	2	1.0	2677	Pass
174	95	50	120	82.2	268693	Pass
175	174	5	9	8.0	21555	Pass
176	174	95	101	95.7	257088	Pass
177	176	5	9	6.4	16529	Pass

Sample Name	Lab Code	File ID	Date Analyzed	Q
Initial CalibrationICAL	0.5 ppb	I:\ACQUDATA\msvoa10\data\101915\F3228.D\	10/19/15 18:23	
Initial CalibrationICAL	1.0 ppb	I:\ACQUDATA\msvoa10\data\101915\F3229.D\	10/19/15 18:47	
Initial CalibrationICAL	2.0 ppb	I:\ACQUDATA\msvoa10\data\101915\F3230.D\	10/19/15 19:11	
Initial CalibrationICAL	5.0 ppb	I:\ACQUDATA\msvoa10\data\101915\F3231.D\	10/19/15 19:35	
Initial CalibrationICAL	20 ppb	I:\ACQUDATA\msvoa10\data\101915\F3232.D\	10/19/15 20:00	
Initial CalibrationICAL	50 ppb	I:\ACQUDATA\msvoa10\data\101915\F3233.D\	10/19/15 20:24	
Initial CalibrationICAL	100 ppb	I:\ACQUDATA\msvoa10\data\101915\F3234.D\	10/19/15 20:48	
Initial CalibrationICAL	150 ppb	I:\ACQUDATA\msvoa10\data\101915\F3235.D\	10/19/15 21:13	
Initial CalibrationICAL	200 ppb	I:\ACQUDATA\msvoa10\data\101915\F3236.D\	10/19/15 21:37	

Data Path : I:\ACQUDATA\msvoa10\data\101915\
Data File : F3226.D
Acq On : 19 Oct 2015 5:20 pm
Operator : F. Naegler
Sample : TUNE Inst : MSVOA10
Misc :
ALS Vial : 1 Sample Multiplier: 1

Integration File: CPD4.P

Method : I:\ACQUDATA\MSVOA10\METHODS\T101915.M
Title : 8260B WATERS
Last Update : Wed Sep 27 14:33:13 2006

FN 10/20/15

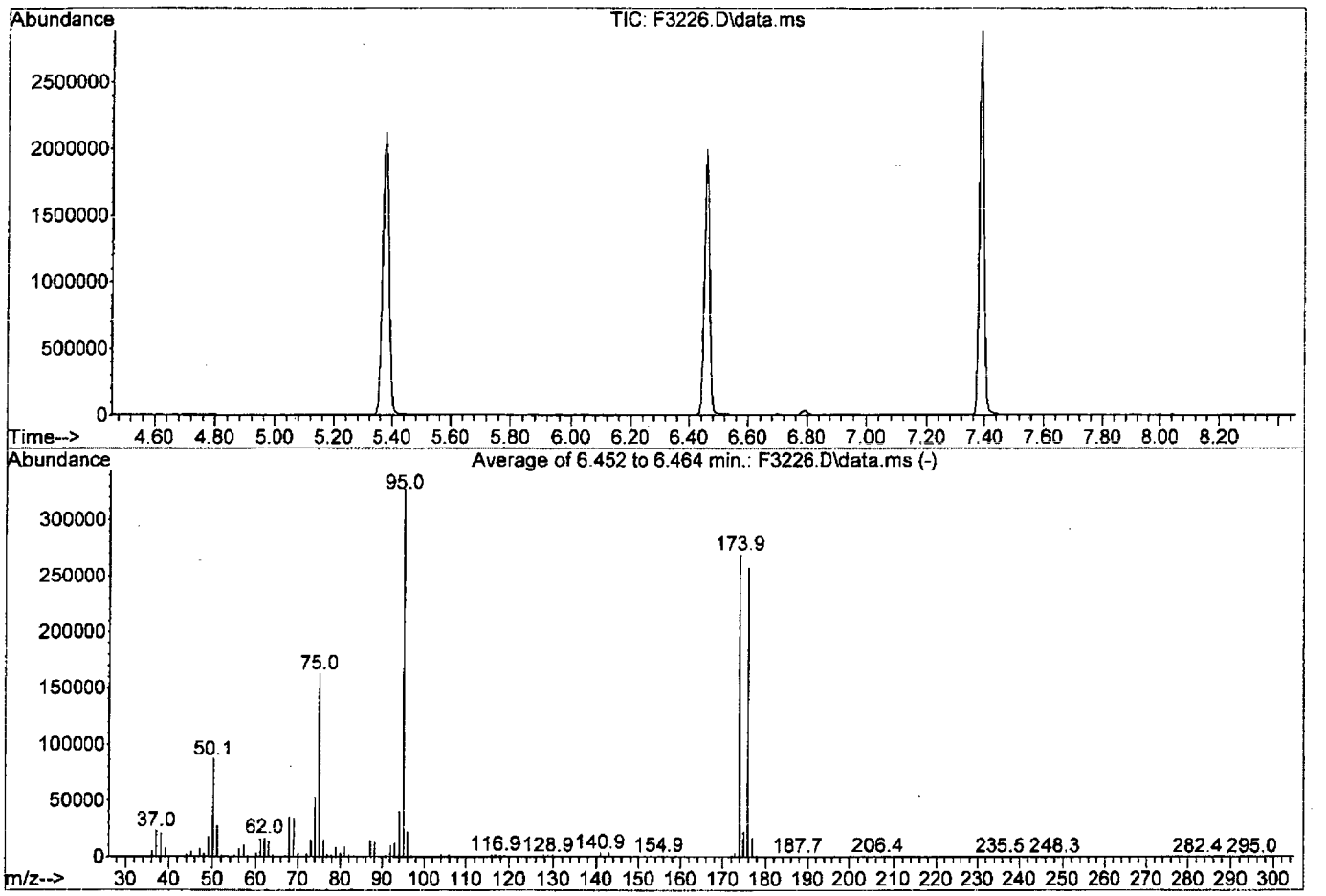

AutoFind: Scans 388, 389, 390; Background Corrected with Scan 383

Target Mass	Rel. to Mass	Lower Limit%	Upper Limit%	Rel. Abn%	Raw Abn	Result Pass/Fail
50	95	15	40	26.4	86355	PASS
75	95	30	60	49.7	162475	PASS
95	95	100	100	100.0	326955	PASS
96	95	5	9	6.8	22173	PASS
173	174	0.00	2	1.0	2677	PASS
174	95	50	120	82.2	268693	PASS
175	174	5	9	8.0	21555	PASS
176	174	95	101	95.7	257088	PASS
177	176	5	9	6.4	16529	PASS

Client: CB&I
Project: Textron Wheatfield/Annual Groundwater

Service Request: R1509047
Date Analyzed: 10/23/15 10:37

Tune Summary
Volatile Organic Compounds by GC/MS

File ID: I:\ACQUDATA\msvoa10\data\102315\F3381.D\
Instrument ID: R-MS-10

Analytical Method: 8260C
Analysis Lot: 468624

Target Mass	Relative to Mass	Lower Limit%	Upper Limit%	Relative Abundance %	Raw Abundance	Result Pass/Fail
50	95	15	40	27.35	107560	Pass
75	95	30	60	51.58	202816	Pass
95	95	100	100	100.00	393216	Pass
96	95	5	9	6.62	26040	Pass
173	174	0	2	1.81	5535	Pass
174	95	50	120	77.70	305536	Pass
175	174	5	9	7.98	24392	Pass
176	174	95	101	96.94	296192	Pass
177	176	5	9	7.58	22448	Pass

Sample Name	Lab Code	File ID	Date Analyzed	Q
Continuing Calibration Verification	RQ1513253-04	I:\ACQUDATA\msvoa10\data\102315\F3382.D\	10/23/15 11:06	
Lab Control Sample	RQ1513253-02	I:\ACQUDATA\msvoa10\data\102315\F3383.D\	10/23/15 11:39	
Method Blank	RQ1513253-01	I:\ACQUDATA\msvoa10\data\102315\F3385.D\	10/23/15 12:47	
TRIP BLANK	R1509047-030	I:\ACQUDATA\msvoa10\data\102315\F3386.D\	10/23/15 13:19	
BAT-FB-1-151021	R1509047-012	I:\ACQUDATA\msvoa10\data\102315\F3387.D\	10/23/15 13:44	
BAT-FB-2-151022	R1509047-017	I:\ACQUDATA\msvoa10\data\102315\F3388.D\	10/23/15 14:08	
BAT-EW-2-151021	R1509047-001	I:\ACQUDATA\msvoa10\data\102315\F3389.D\	10/23/15 14:32	
BAT-EW-3-151021	R1509047-002	I:\ACQUDATA\msvoa10\data\102315\F3390.D\	10/23/15 14:56	
BAT-EW-4-151021	R1509047-003	I:\ACQUDATA\msvoa10\data\102315\F3391.D\	10/23/15 15:21	
BAT-EW-6-151021	R1509047-005	I:\ACQUDATA\msvoa10\data\102315\F3393.D\	10/23/15 16:09	
BAT-93-03(1)-151021	R1509047-006	I:\ACQUDATA\msvoa10\data\102315\F3394.D\	10/23/15 16:34	
BAT-87-21(1)-151021	R1509047-007	I:\ACQUDATA\msvoa10\data\102315\F3395.D\	10/23/15 16:58	
BAT-87-22(1)-151021	R1509047-008	I:\ACQUDATA\msvoa10\data\102315\F3396.D\	10/23/15 17:22	
BAT-87-20(1)-151021	R1509047-009	I:\ACQUDATA\msvoa10\data\102315\F3397.D\	10/23/15 17:46	
BAT-87-19(1)-151021	R1509047-010	I:\ACQUDATA\msvoa10\data\102315\F3398.D\	10/23/15 18:11	
BAT-87-02-(3)-151021	R1509047-013	I:\ACQUDATA\msvoa10\data\102315\F3399.D\	10/23/15 18:35	
BAT-EW-7-151021	R1509047-014	I:\ACQUDATA\msvoa10\data\102315\F3400.D\	10/23/15 18:59	
BAT-EW-13-151021	R1509047-015	I:\ACQUDATA\msvoa10\data\102315\F3401.D\	10/23/15 19:24	
BAT-EW-8-151021	R1509047-016	I:\ACQUDATA\msvoa10\data\102315\F3402.D\	10/23/15 19:48	
BAT-DW-12-151022	R1509047-018	I:\ACQUDATA\msvoa10\data\102315\F3403.D\	10/23/15 20:12	
BAT-DW-11-151022	R1509047-019	I:\ACQUDATA\msvoa10\data\102315\F3404.D\	10/23/15 20:36	

Data Path : I:\ACQUDATA\msvoa10\data\102315\
Data File : F3381.D
Acq On : 23 Oct 2015 10:37 am
Operator : F. Naegler
Sample : TUNE Inst : MSVOA10
Misc :
ALS Vial : 2 Sample Multiplier: 1

Integration File: CPD4.P

Method : I:\ACQUDATA\MSVOA10\METHODS\T101915.M
Title : 8260B WATERS
Last Update : Wed Sep 27 14:33:13 2006

FJ 10/23/15

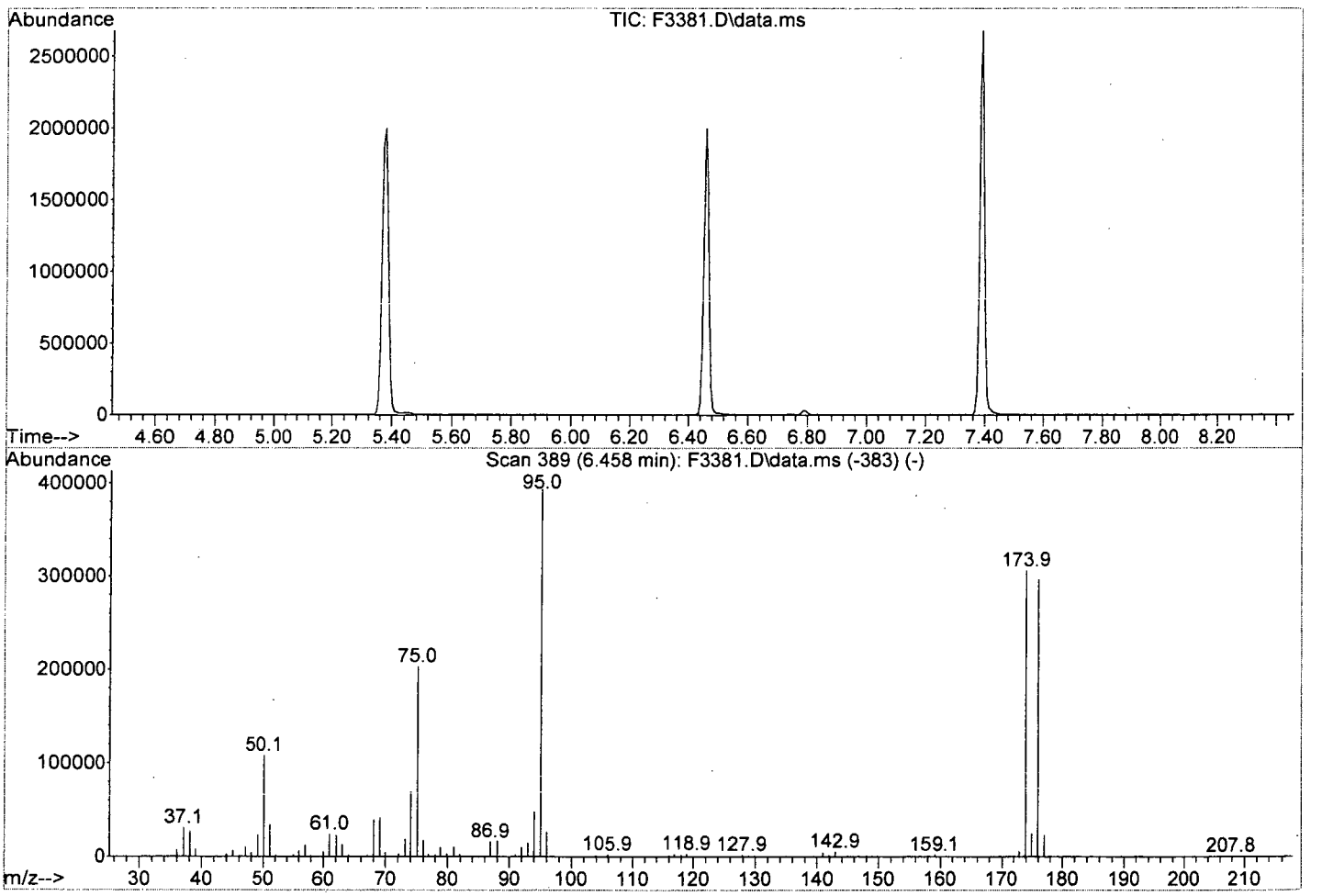

Spectrum Information: Scan 389

Target Mass	Rel. to Mass	Lower Limit%	Upper Limit%	Rel. Abn%	Raw Abn	Result Pass/Fail
50	95	15	40	27.4	107560	PASS
75	95	30	60	51.6	202816	PASS
95	95	100	100	100.0	393216	PASS
96	95	5	9	6.6	26040	PASS
173	174	0.00	2	1.8	5535	PASS
174	95	50	120	77.7	305536	PASS
175	174	5	9	8.0	24392	PASS
176	174	95	101	96.9	296192	PASS
177	176	5	9	7.6	22448	PASS

ALS Group USA, Corp. dba ALS Environmental

QA/QC Report

Client: CB&I
Project: Textron Wheatfield/Annual Groundwater

Service Request: R1509047
Date Analyzed: 10/26/15 10:35

Tune Summary
Volatile Organic Compounds by GC/MS

File ID: I:\ACQUDATA\msvoa10\data\102615\F3442.D\
Instrument ID: R-MS-10

Analytical Method: 8260C
Analysis Lot: 468926

Target Mass	Relative to Mass	Lower Limit%	Upper Limit%	Relative Abundance %	Raw Abundance	Result Pass/Fail
50	95	15	40	28.06	88371	Pass
75	95	30	60	51.25	161429	Pass
95	95	100	100	100.00	314965	Pass
96	95	5	9	6.67	21008	Pass
173	174	0	2	0.61	1602	Pass
174	95	50	120	83.37	262592	Pass
175	174	5	9	7.85	20623	Pass
176	174	95	101	95.20	249984	Pass
177	176	5	9	6.81	17029	Pass

Sample Name	Lab Code	File ID	Date Analyzed	Q
Continuing Calibration Verification	RQ1513317-04	I:\ACQUDATA\msvoa10\data\102615\F3443.D\	10/26/15 11:14	
Lab Control Sample	RQ1513317-02	I:\ACQUDATA\msvoa10\data\102615\F3444.D\	10/26/15 11:56	
Method Blank	RQ1513317-01	I:\ACQUDATA\msvoa10\data\102615\F3446.D\	10/26/15 13:02	
BAT-DW-10-151022	R1509047-021	I:\ACQUDATA\msvoa10\data\102615\F3448.D\	10/26/15 13:51	
BAT-DUP-1-151022	R1509047-022	I:\ACQUDATA\msvoa10\data\102615\F3449.D\	10/26/15 14:18	
BAT-89-15(1)-151022	R1509047-023	I:\ACQUDATA\msvoa10\data\102615\F3450.D\	10/26/15 14:42	
BAT-87-13(3)-151022	R1509047-024	I:\ACQUDATA\msvoa10\data\102615\F3451.D\	10/26/15 15:06	
BAT-DUP-2-151022	R1509047-025	I:\ACQUDATA\msvoa10\data\102615\F3452.D\	10/26/15 15:31	
BAT-87-14(0)-151022	R1509047-026	I:\ACQUDATA\msvoa10\data\102615\F3453.D\	10/26/15 15:55	
BAT-DW-9-151022	R1509047-027	I:\ACQUDATA\msvoa10\data\102615\F3454.D\	10/26/15 16:19	
BAT-87-20(0)-151022	R1509047-029	I:\ACQUDATA\msvoa10\data\102615\F3456.D\	10/26/15 17:08	
BAT-EW-2-151021DL	R1509047-001	I:\ACQUDATA\msvoa10\data\102615\F3457.D\	10/26/15 17:32	
BAT-EW-5-151021	R1509047-004	I:\ACQUDATA\msvoa10\data\102615\F3458.D\	10/26/15 17:56	
BAT-87-21(1)-151021DL	R1509047-007	I:\ACQUDATA\msvoa10\data\102615\F3459.D\	10/26/15 18:20	
BAT-87-22(1)-151021DL	R1509047-008	I:\ACQUDATA\msvoa10\data\102615\F3460.D\	10/26/15 18:45	
BAT-EW-7-151021DL	R1509047-014	I:\ACQUDATA\msvoa10\data\102615\F3461.D\	10/26/15 19:09	
BAT-EW-8-151021DL	R1509047-016	I:\ACQUDATA\msvoa10\data\102615\F3462.D\	10/26/15 19:33	
BAT-DW-12-151022DL	R1509047-018	I:\ACQUDATA\msvoa10\data\102615\F3463.D\	10/26/15 19:57	
BAT-DW-11-151022DL	R1509047-019	I:\ACQUDATA\msvoa10\data\102615\F3464.D\	10/26/15 20:22	
BAT-B-14(1)-151022	R1509047-020	I:\ACQUDATA\msvoa10\data\102615\F3465.D\	10/26/15 20:46	
BAT-89-14(1)-151021	R1509047-011	I:\ACQUDATA\msvoa10\data\102615\F3466.D\	10/26/15 21:10	
BAT-89-14(1)-151021MS	RQ1513317-05	I:\ACQUDATA\msvoa10\data\102615\F3467.D\	10/26/15 21:35	
BAT-89-14(1)-151021DMS	RQ1513317-06	I:\ACQUDATA\msvoa10\data\102615\F3468.D\	10/26/15 21:59	

Data Path : I:\ACQUDATA\msvoa10\data\102615\
Data File : F3442.D
Acq On : 26 Oct 2015 10:35 am
Operator : F. Naegler
Sample : TUNE Inst : MSVOA10
Misc :
ALS Vial : 1 Sample Multiplier: 1

Integration File: CPD4.P

FJ 10/26/15

Method : I:\ACQUDATA\MSVOA10\METHODS\T101915.M
Title : 8260B WATERS
Last Update : Wed Sep 27 14:33:13 2006

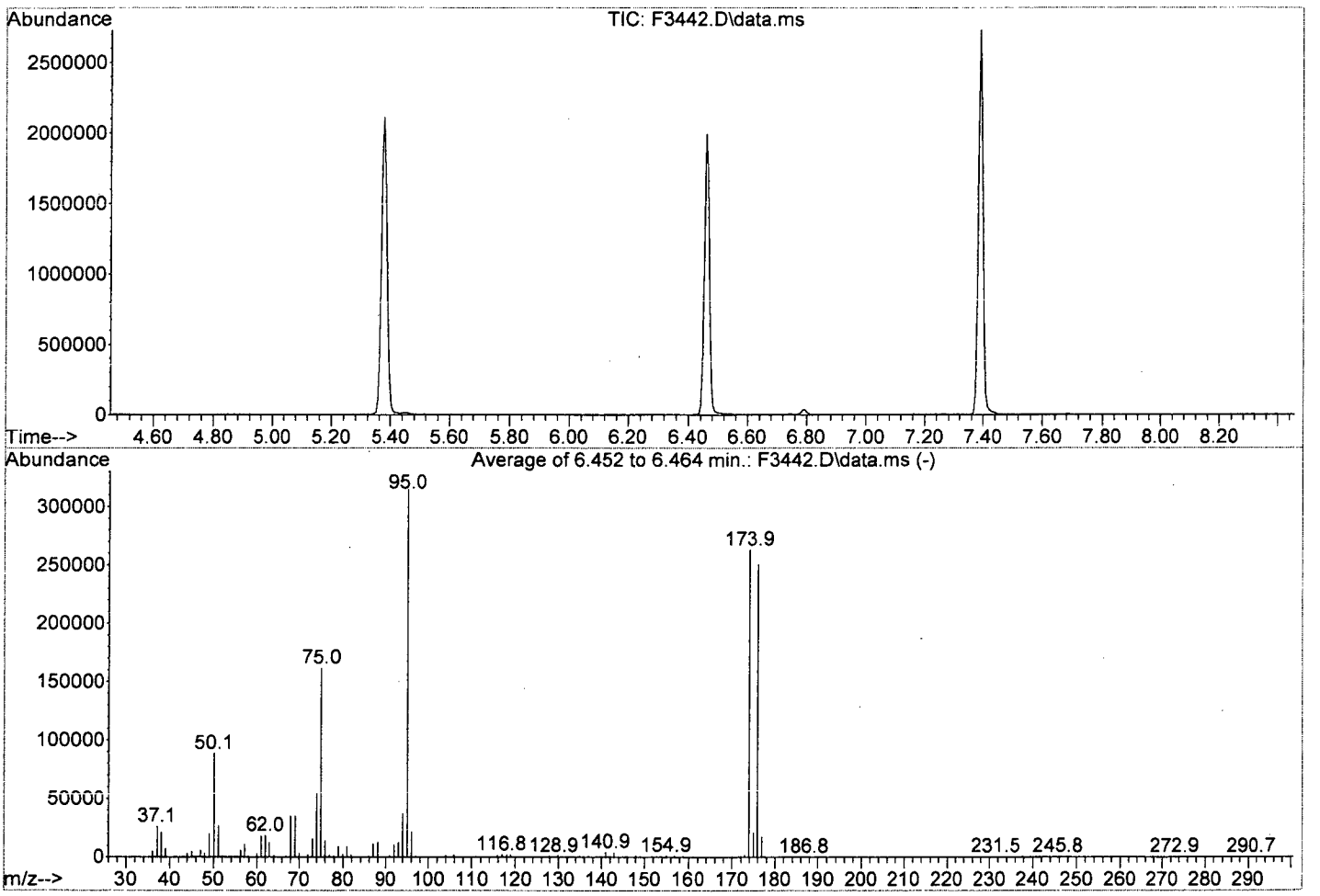

AutoFind: Scans 388, 389, 390; Background Corrected with Scan 383

Target Mass	Rel. to Mass	Lower Limit%	Upper Limit%	Rel. Abn%	Raw Abn	Result Pass/Fail
50	95	15	40	28.1	88371	PASS
75	95	30	60	51.3	161429	PASS
95	95	100	100	100.0	314965	PASS
96	95	5	9	6.7	21008	PASS
173	174	0.00	2	0.6	1602	PASS
174	95	50	120	83.4	262592	PASS
175	174	5	9	7.9	20623	PASS
176	174	95	101	95.2	249984	PASS
177	176	5	9	6.8	17029	PASS

Client: CB&I
Project: Textron Wheatfield/Annual Groundwater

Service Request: R1509047
Date Analyzed: 10/27/15 11:27

Tune Summary
Volatile Organic Compounds by GC/MS

File ID: I:\ACQUDATA\msvoa10\data\102715\F3500.D\
Instrument ID: R-MS-10

Analytical Method: 8260C
Analysis Lot: 469155

Target Mass	Relative to Mass	Lower Limit%	Upper Limit%	Relative Abundance %	Raw Abundance	Result Pass/Fail
50	95	15	40	28.80	14430	Pass
75	95	30	60	51.96	26035	Pass
95	95	100	100	100.00	50103	Pass
96	95	5	9	6.65	3334	Pass
173	174	0	2	0.70	296	Pass
174	95	50	120	84.08	42129	Pass
175	174	5	9	7.59	3198	Pass
176	174	95	101	95.22	40116	Pass
177	176	5	9	6.35	2548	Pass

Sample Name	Lab Code	File ID	Date Analyzed	Q
Continuing Calibration Verification	RQ1513194-04	I:\ACQUDATA\msvoa10\data\102715\F3501.D\	10/27/15 11:59	
Lab Control Sample	RQ1513194-02	I:\ACQUDATA\msvoa10\data\102715\F3503.D\	10/27/15 13:10	
Method Blank	RQ1513194-01	I:\ACQUDATA\msvoa10\data\102715\F3505.D\	10/27/15 14:04	
BAT-87-17(1)-151022	R1509047-028	I:\ACQUDATA\msvoa10\data\102715\F3521.D\	10/27/15 20:32	
BAT-87-20(1)-151021DL	R1509047-009	I:\ACQUDATA\msvoa10\data\102715\F3522.D\	10/27/15 20:56	
BAT-87-20(1)-151021MS	RQ1513194-07	I:\ACQUDATA\msvoa10\data\102715\F3523.D\	10/27/15 21:21	
BAT-87-20(1)-151021DMS	RQ1513194-08	I:\ACQUDATA\msvoa10\data\102715\F3524.D\	10/27/15 21:45	

Data Path : I:\ACQUDATA\msvoa10\data\102715\
Data File : F3500.D
Acq On : 27 Oct 2015 11:27 am
Operator : F. Naegler
Sample : TUNE Inst : MSVOA10
Misc :
ALS Vial : 2 Sample Multiplier: 1

Integration File: CPD4.P

FN 10/27/15

Method : I:\ACQUDATA\MSVOA10\METHODS\T101915.M
Title : 8260B WATERS
Last Update : Wed Sep 27 14:33:13 2006

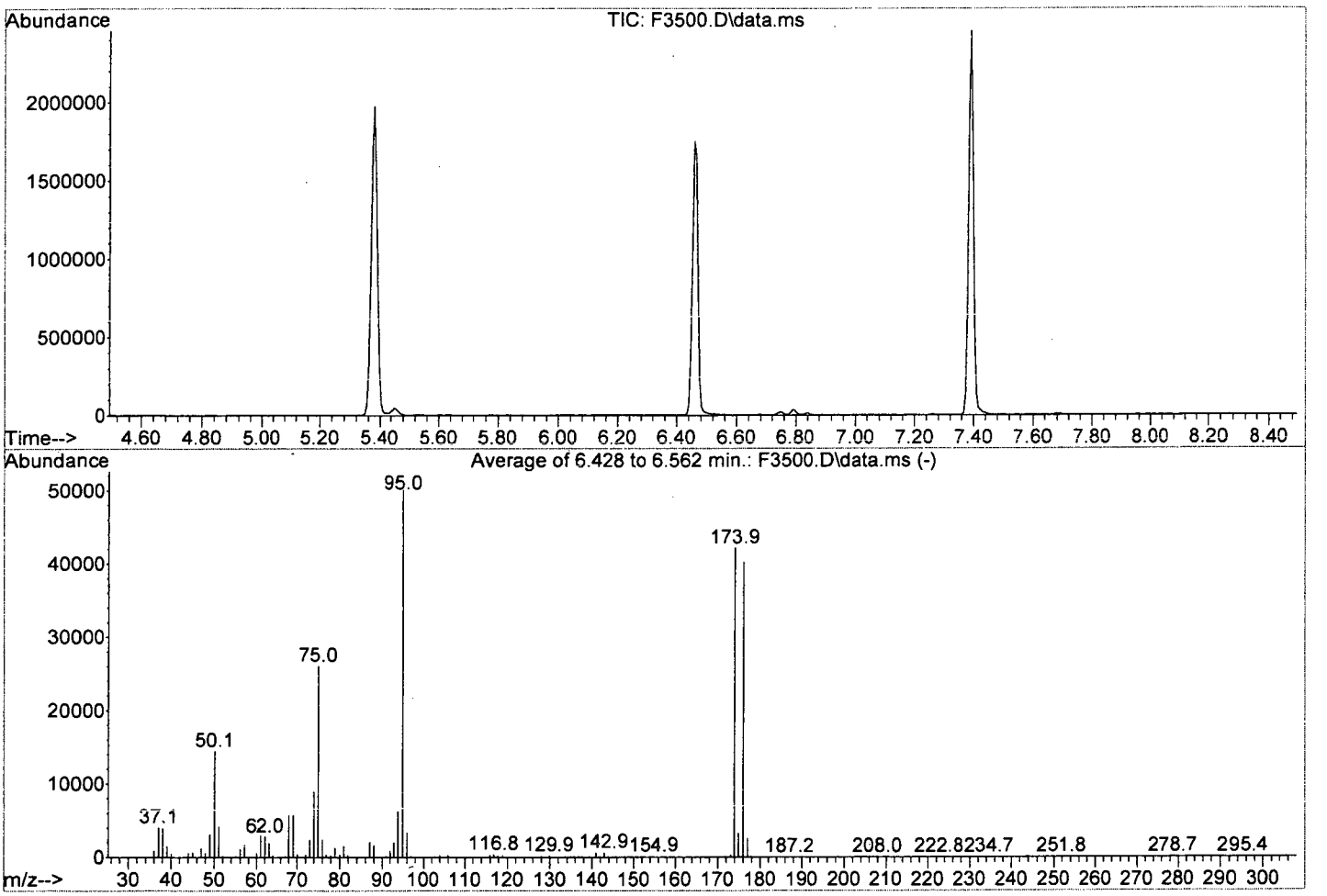

Spectrum Information: Average of 6.428 to 6.562 min.

Target Mass	Rel. to Mass	Lower Limit%	Upper Limit%	Rel. Abn%	Raw Abn	Result Pass/Fail
50	95	15	40	28.8	14430	PASS
75	95	30	60	52.0	26035	PASS
95	95	100	100	100.0	50103	PASS
96	95	5	9	6.7	3334	PASS
173	174	0.00	2	0.7	296	PASS
174	95	50	120	84.1	42129	PASS
175	174	5	9	7.6	3198	PASS
176	174	95	101	95.2	40116	PASS
177	176	5	9	6.4	2548	PASS

ALS Group USA, Corp. dba ALS Environmental

QA/QC Report

Client: CB&I
Project: Textron Wheatfield/Annual Groundwater

Service Request: R1509047
Date Analyzed: 10/23/15 11:06

Internal Standard Area and RT Summary
Volatile Organic Compounds by GC/MS

File ID: I:\ACQUDATA\msvoa10\data\102315\F3382.D\
Instrument ID: R-MS-10
Analytical Method: 8260C

Lab Code: RQ1513253-04
Analysis Lot: 468624
Signal ID:

		1,4-Dichlorobenzene-d4		1,4-Difluorobenzene		Chlorobenzene-d5	
		Area	**RT**	**Area**	**RT**	**Area**	**RT**
	Results ==>	505,236	11.99	1,016,568	6.71	930,290	9.96
	Upper Limit ==>	1,010,472	12.49	2,033,136	7.21	1,860,580	10.46
	Lower Limit ==>	252,618	11.49	508,284	6.21	465,145	9.46
	ICAL Result ==>	479,716	11.99	983,338	6.71	882,179	9.96
Associated Analyses							
Lab Control Sample	RQ1513253-02	487,560	11.99	1,028,344	6.71	914,124	9.96
Method Blank	RQ1513253-01	451,261	11.99	960,303	6.71	861,009	9.96
TRIP BLANK	R1509047-030	478,461	11.99	1,014,346	6.71	909,290	9.96
BAT-FB-1-151021	R1509047-012	450,712	11.99	960,736	6.71	878,126	9.96
BAT-FB-2-151022	R1509047-017	454,661	11.99	955,234	6.71	866,420	9.96
BAT-EW-2-151021	R1509047-001	444,299	11.99	930,046	6.71	828,423	9.96
BAT-EW-3-151021	R1509047-002	451,841	11.99	948,336	6.71	852,976	9.96
BAT-EW-4-151021	R1509047-003	454,761	11.99	964,812	6.71	855,653	9.96
BAT-EW-6-151021	R1509047-005	460,660	11.99	963,797	6.71	862,570	9.96
BAT-93-03(1)-151021	R1509047-006	452,798	11.99	973,421	6.71	871,253	9.96
BAT-87-21(1)-151021	R1509047-007	446,764	11.99	937,567	6.71	854,098	9.96
BAT-87-22(1)-151021	R1509047-008	447,225	11.99	938,303	6.71	869,881	9.96
BAT-87-20(1)-151021	R1509047-009	450,412	11.99	969,092	6.71	864,755	9.96
BAT-87-19(1)-151021	R1509047-010	450,232	11.99	952,748	6.71	860,696	9.96
BAT-87-02-(3)-151021	R1509047-013	440,395	11.99	936,219	6.71	862,735	9.96
BAT-EW-7-151021	R1509047-014	435,366	11.99	924,137	6.71	840,280	9.96
BAT-EW-13-151021	R1509047-015	444,095	11.99	936,829	6.71	862,218	9.96
BAT-EW-8-151021	R1509047-016	447,482	11.99	942,436	6.71	857,183	9.96
BAT-DW-12-151022	R1509047-018	439,622	11.99	938,901	6.71	851,468	9.96
BAT-DW-11-151022	R1509047-019	435,085	11.99	909,278	6.71	839,980	9.96

Results flagged with an asterisk (*) indicate values outside control criteria.

ALS Group USA, Corp. dba ALS Environmental

QA/QC Report

Client: CB&I
Project: Textron Wheatfield/Annual Groundwater

Service Request: R1509047
Date Analyzed: 10/23/15 11:06

Internal Standard Area and RT Summary
Volatile Organic Compounds by GC/MS

File ID: I:\ACQUDATA\msvoa10\data\102315\F3382.D\
Instrument ID: R-MS-10
Analytical Method: 8260C

Lab Code: RQ1513253-04
Analysis Lot: 468624
Signal ID:

		Pentafluorobenzene	
		Area	**RT**
	Results ==>	701,118	5.67
	Upper Limit ==>	1,402,236	6.17
	Lower Limit ==>	350,559	5.17
	ICAL Result ==>	686,550	5.67
Associated Analyses			
Lab Control Sample	RQ1513253-02	710,532	5.67
Method Blank	RQ1513253-01	663,122	5.67
TRIP BLANK	R1509047-030	693,178	5.67
BAT-FB-1-151021	R1509047-012	655,139	5.67
BAT-FB-2-151022	R1509047-017	655,146	5.67
BAT-EW-2-151021	R1509047-001	633,838	5.67
BAT-EW-3-151021	R1509047-002	661,466	5.67
BAT-EW-4-151021	R1509047-003	654,520	5.67
BAT-EW-6-151021	R1509047-005	662,721	5.67
BAT-93-03(1)-151021	R1509047-006	666,287	5.67
BAT-87-21(1)-151021	R1509047-007	642,851	5.67
BAT-87-22(1)-151021	R1509047-008	648,143	5.67
BAT-87-20(1)-151021	R1509047-009	657,407	5.67
BAT-87-19(1)-151021	R1509047-010	642,742	5.67
BAT-87-02-(3)-151021	R1509047-013	634,359	5.67
BAT-EW-7-151021	R1509047-014	631,720	5.67
BAT-EW-13-151021	R1509047-015	659,199	5.67
BAT-EW-8-151021	R1509047-016	646,485	5.67
BAT-DW-12-151022	R1509047-018	642,601	5.67
BAT-DW-11-151022	R1509047-019	626,799	5.67

Results flagged with an asterisk (*) indicate values outside control criteria.

ALS Group USA, Corp. dba ALS Environmental

QA/QC Report

Client: CB&I
Project: Textron Wheatfield/Annual Groundwater

Service Request: R1509047
Date Analyzed: 10/26/15 11:14

Internal Standard Area and RT Summary
Volatile Organic Compounds by GC/MS

File ID: I:\ACQUDATA\msvoa10\data\102615\F3443.D\
Instrument ID: R-MS-10
Analytical Method: 8260C

Lab Code: RQ1513317-04
Analysis Lot: 468926
Signal ID:

		1,4-Dichlorobenzene-d4		1,4-Difluorobenzene		Chlorobenzene-d5	
		Area	**RT**	**Area**	**RT**	**Area**	**RT**
	Results ==>	524,657	11.99	1,043,954	6.71	941,367	9.96
	Upper Limit ==>	1,049,314	12.49	2,087,908	7.21	1,882,734	10.46
	Lower Limit ==>	262,329	11.49	521,977	6.21	470,684	9.46
	ICAL Result ==>	479,716	11.99	983,338	6.71	882,179	9.96
Associated Analyses							
Lab Control Sample	RQ1513317-02	517,400	11.99	1,044,418	6.71	949,472	9.96
Method Blank	RQ1513317-01	467,155	11.99	977,207	6.71	870,273	9.96
BAT-DW-10-151022	R1509047-021	464,778	11.99	967,207	6.71	881,009	9.96
BAT-DUP-1-151022	R1509047-022	498,140	11.99	1,041,721	6.71	944,695	9.96
BAT-89-15(1)-151022	R1509047-023	463,738	11.99	990,036	6.71	888,744	9.96
BAT-87-13(3)-151022	R1509047-024	445,500	11.99	927,041	6.71	865,189	9.96
BAT-DUP-2-151022	R1509047-025	467,111	11.99	956,447	6.71	867,450	9.96
BAT-87-14(0)-151022	R1509047-026	454,310	11.99	978,944	6.71	885,167	9.96
BAT-DW-9-151022	R1509047-027	463,461	11.99	975,695	6.71	883,438	9.96
BAT-87-20(0)-151022	R1509047-029	477,083	11.99	1,000,685	6.71	910,049	9.96
BAT-EW-2-151021DL	R1509047-001	452,861	11.99	945,227	6.71	853,599	9.96
BAT-EW-5-151021	R1509047-004	460,174	11.99	967,645	6.71	871,750	9.96
BAT-87-21(1)-151021DL	R1509047-007	465,910	11.99	973,765	6.71	884,606	9.96
BAT-87-22(1)-151021DL	R1509047-008	468,647	11.99	986,576	6.71	863,665	9.96
BAT-EW-7-151021DL	R1509047-014	456,100	11.99	957,574	6.71	865,739	9.96
BAT-EW-8-151021DL	R1509047-016	452,250	11.99	940,911	6.71	852,972	9.96
BAT-DW-12-151022DL	R1509047-018	438,138	11.99	928,481	6.71	853,914	9.96
BAT-DW-11-151022DL	R1509047-019	449,071	11.99	949,822	6.71	841,357	9.96
BAT-B-14(1)-151022	R1509047-020	441,857	11.99	919,759	6.71	826,662	9.96
BAT-89-14(1)-151021	R1509047-011	439,505	11.99	929,093	6.71	839,910	9.96
BAT-89-14(1)-151021MS	RQ1513317-05	463,328	11.99	939,134	6.71	872,547	9.96
BAT-89-14(1)-151021DMS	RQ1513317-06	482,064	11.99	972,212	6.71	896,375	9.96

Results flagged with an asterisk (*) indicate values outside control criteria.

Client: CB&I
Project: Textron Wheatfield/Annual Groundwater

Service Request: R1509047
Date Analyzed: 10/26/15 11:14

Internal Standard Area and RT Summary
Volatile Organic Compounds by GC/MS

File ID: I:\ACQUDATA\msvoa10\data\102615\F3443.D\
Instrument ID: R-MS-10
Analytical Method: 8260C

Lab Code: RQ1513317-04
Analysis Lot: 468926
Signal ID:

		Pentafluorobenzene	
		Area	**RT**
	Results ==>	723,729	5.67
	Upper Limit ==>	1,447,458	6.17
	Lower Limit ==>	361,865	5.17
	ICAL Result ==>	686,550	5.67
Associated Analyses			
Lab Control Sample	RQ1513317-02	711,697	5.67
Method Blank	RQ1513317-01	665,820	5.67
BAT-DW-10-151022	R1509047-021	670,095	5.67
BAT-DUP-1-151022	R1509047-022	720,364	5.67
BAT-89-15(1)-151022	R1509047-023	671,716	5.67
BAT-87-13(3)-151022	R1509047-024	635,220	5.67
BAT-DUP-2-151022	R1509047-025	657,041	5.67
BAT-87-14(0)-151022	R1509047-026	669,716	5.67
BAT-DW-9-151022	R1509047-027	658,495	5.67
BAT-87-20(0)-151022	R1509047-029	681,120	5.67
BAT-EW-2-151021DL	R1509047-001	656,049	5.67
BAT-EW-5-151021	R1509047-004	665,480	5.67
BAT-87-21(1)-151021DL	R1509047-007	658,205	5.67
BAT-87-22(1)-151021DL	R1509047-008	668,635	5.67
BAT-EW-7-151021DL	R1509047-014	643,779	5.67
BAT-EW-8-151021DL	R1509047-016	640,736	5.67
BAT-DW-12-151022DL	R1509047-018	632,468	5.67
BAT-DW-11-151022DL	R1509047-019	644,976	5.67
BAT-B-14(1)-151022	R1509047-020	623,211	5.67
BAT-89-14(1)-151021	R1509047-011	631,981	5.67
BAT-89-14(1)-151021MS	RQ1513317-05	656,541	5.67
BAT-89-14(1)-151021DMS	RQ1513317-06	660,300	5.67

Results flagged with an asterisk (*) indicate values outside control criteria.

ALS Group USA, Corp. dba ALS Environmental

QA/QC Report

Client: CB&I
Project: Textron Wheatfield/Annual Groundwater

Service Request: R1509047
Date Analyzed: 10/27/15 11:59

Internal Standard Area and RT Summary
Volatile Organic Compounds by GC/MS

File ID: I:\ACQUDATA\msvoa10\data\102715\F3501.D\
Instrument ID: R-MS-10
Analytical Method: 8260C

Lab Code: RQ1513194-04
Analysis Lot: 469155
Signal ID:

		1,4-Dichlorobenzene-d4		1,4-Difluorobenzene		Chlorobenzene-d5	
		Area	**RT**	**Area**	**RT**	**Area**	**RT**
	Results ==>	459,407	11.99	927,645	6.71	846,936	9.96
	Upper Limit ==>	918,814	12.49	1,855,290	7.21	1,693,872	10.46
	Lower Limit ==>	229,704	11.49	463,823	6.21	423,468	9.46
	ICAL Result ==>	479,716	11.99	983,338	6.71	882,179	9.96
Associated Analyses							
Lab Control Sample	RQ1513194-02	437,815	11.99	898,697	6.71	809,783	9.96
Method Blank	RQ1513194-01	428,052	11.99	918,723	6.71	819,240	9.96
BAT-87-17(1)-151022	R1509047-028	420,408	11.99	886,328	6.71	809,139	9.96
BAT-87-20(1)-151021DL	R1509047-009	424,727	11.99	885,709	6.71	791,084	9.96
BAT-87-20(1)-151021MS	RQ1513194-07	447,410	11.99	882,737	6.71	801,543	9.96
BAT-87-20(1)-151021DMS	RQ1513194-08	434,918	11.99	883,602	6.71	802,679	9.96

Results flagged with an asterisk (*) indicate values outside control criteria.

Client: CB&I
Project: Textron Wheatfield/Annual Groundwater

Service Request: R1509047
Date Analyzed: 10/27/15 11:59

Internal Standard Area and RT Summary
Volatile Organic Compounds by GC/MS

File ID: I:\ACQUDATA\msvoa10\data\102715\F3501.D\
Instrument ID: R-MS-10
Analytical Method: 8260C

Lab Code: RQ1513194-04
Analysis Lot: 469155
Signal ID:

		Pentafluorobenzene	
		Area	**RT**
	Results ==>	629,208	5.67
	Upper Limit ==>	1,258,416	6.17
	Lower Limit ==>	314,604	5.17
	ICAL Result ==>	686,550	5.67
Associated Analyses			
Lab Control Sample	RQ1513194-02	605,328	5.67
Method Blank	RQ1513194-01	621,921	5.67
BAT-87-17(1)-151022	R1509047-028	603,255	5.67
BAT-87-20(1)-151021DL	R1509047-009	596,459	5.67
BAT-87-20(1)-151021MS	RQ1513194-07	598,315	5.67
BAT-87-20(1)-151021DMS	RQ1513194-08	600,649	5.67

Results flagged with an asterisk (*) indicate values outside control criteria.

ALS Environmental

VOLATILE ORGANICS
SAMPLE DATA

ALS Environmental - Rochester, NY
1565 Jefferson Rd, Bldg. 300, Suite 360, Rochester, NY 14623
Phone (585) 288-5380 Fax (585) 288-8475
www.alsglobal.com

Client:	CB&I	**Service Request:**	R1509047
Project:	Textron Wheatfield/Annual Groundwater	**Date Collected:**	10/21/15 0955
Sample Matrix:	Water	**Date Received:**	10/22/15
		Date Analyzed:	10/23/15 14:32
Sample Name:	BAT-EW-2-151021	**Units:**	µg/L
Lab Code:	R1509047-001	**Basis:**	NA

Volatile Organic Compounds by GC/MS

Analytical Method:	8260C	**Analysis Lot:**	468624
Prep Method:	EPA 5030C		
Data File Name:	I:\ACQUDATA\msvoa10\data\102315\F3389.D\	**Instrument Name:**	R-MS-10
		Dilution Factor:	1

CAS No.	Analyte Name	Result	Q	MRL	MDL	Note
74-87-3	Chloromethane	1.0	U	1.0	0.21	
75-01-4	Vinyl Chloride	**200**	E	1.0	0.32	
75-00-3	Chloroethane	1.0	U	1.0	0.24	
74-83-9	Bromomethane	1.0	U	1.0	0.29	
75-35-4	1,1-Dichloroethene	**2.3**		1.0	0.57	
67-64-1	Acetone	5.0	U	5.0	1.3	
75-15-0	Carbon Disulfide	1.0	U	1.0	0.22	
75-09-2	Methylene Chloride	1.0	U	1.0	0.60	
156-60-5	trans-1,2-Dichloroethene	**3.7**		1.0	0.33	
75-34-3	1,1-Dichloroethane	**10**		1.0	0.20	
156-59-2	cis-1,2-Dichloroethene	**730**	E	1.0	0.30	
78-93-3	2-Butanone (MEK)	5.0	U	5.0	0.81	
67-66-3	Chloroform	**0.63**	J	1.0	0.25	
71-55-6	1,1,1-Trichloroethane	**14**		1.0	0.36	
56-23-5	Carbon Tetrachloride	1.0	U	1.0	0.45	
71-43-2	Benzene	1.0	U	1.0	0.20	
107-06-2	1,2-Dichloroethane	1.0	U	1.0	0.36	
79-01-6	Trichloroethene	**10**		1.0	0.22	
78-87-5	1,2-Dichloropropane	1.0	U	1.0	0.20	
75-27-4	Bromodichloromethane	1.0	U	1.0	0.32	
10061-01-5	cis-1,3-Dichloropropene	1.0	U	1.0	0.24	
108-10-1	4-Methyl-2-pentanone (MIBK)	5.0	U	5.0	0.67	
108-88-3	Toluene	1.0	U	1.0	0.20	
10061-02-6	trans-1,3-Dichloropropene	1.0	U	1.0	0.20	
79-00-5	1,1,2-Trichloroethane	1.0	U	1.0	0.34	
127-18-4	Tetrachloroethene	1.0	U	1.0	0.30	
591-78-6	2-Hexanone	5.0	U	5.0	1.7	
124-48-1	Dibromochloromethane	1.0	U	1.0	0.31	
108-90-7	Chlorobenzene	1.0	U	1.0	0.29	
100-41-4	Ethylbenzene	1.0	U	1.0	0.20	
179601-23-1	m,p-Xylenes	2.0	U	2.0	0.33	
95-47-6	o-Xylene	1.0	U	1.0	0.20	
100-42-5	Styrene	1.0	U	1.0	0.20	
75-25-2	Bromoform	1.0	U	1.0	0.42	
79-34-5	1,1,2,2-Tetrachloroethane	1.0	U	1.0	0.25	

ALS Group USA, Corp. dba ALS Environmental

Analytical Report

Client:	CB&I	**Service Request:**	R1509047
Project:	Textron Wheatfield/Annual Groundwater	**Date Collected:**	10/21/15 0955
Sample Matrix:	Water	**Date Received:**	10/22/15
		Date Analyzed:	10/23/15 14:32
Sample Name:	BAT-EW-2-151021	**Units:**	µg/L
Lab Code:	R1509047-001	**Basis:**	NA

Volatile Organic Compounds by GC/MS

Analytical Method:	8260C	**Analysis Lot:**	468624
Prep Method:	EPA 5030C		
Data File Name:	I:\ACQUDATA\msvoa10\data\102315\F3389.D\	**Instrument Name:**	R-MS-10
		Dilution Factor:	1

CAS No.	Analyte Name	Result	Q	MRL	MDL	Note

Surrogate Name	%Rec	Control Limits	Date Analyzed	Q
4-Bromofluorobenzene	97	85-122	10/23/15 14:32	
Toluene-d8	104	87-121	10/23/15 14:32	
Dibromofluoromethane	103	89-119	10/23/15 14:32	

Quantitation Report (QT Reviewed)

Data Path : I:\ACQUDATA\msvoa10\data\102315\
Data File : F3389.D
Acq On : 23 Oct 2015 2:32 pm
Operator : F. Naegler
Sample : R1509047-001|1.0 Inst : MSVOA10
Misc : CBI 13429 T4
ALS Vial : 8 Sample Multiplier: 1

Quant Time: Oct 29 12:08:05 2015
Quant Method : I:\ACQUDATA\MSVOA10\METHODS\W101915.M
Quant Title : MS#10 - 8260B WATERS 10mL Purge
QLast Update : Tue Oct 20 12:01:30 2015
Response via : Initial Calibration

Compound	R.T.	QIon	Response	Conc Units	Dev(Min)
Internal Standards					
1) Pentafluorobenzene	5.665	168	633838	50.00 ug/L	0.00
41) 1,4-Difluorobenzene	6.714	114	930046	50.00 ug/L	0.00
70) d5-Chlorobenzene	9.957	117	828423	50.00 ug/L	0.00
90) 1,4-Dichlorobenzene-d4	11.987	152	444299	50.00 ug/L	0.00
System Monitoring Compounds					
43) surr4,Dibrflmethane	5.513	113	295024	51.71 ug/L	0.00
Spiked Amount 50.000	Range 89 - 119		Recovery =	103.42%	
46) surr1,1,2-dichloroetha...	6.031	65	406062	52.92 ug/L	0.00
Spiked Amount 50.000	Range 73 - 125		Recovery =	105.84%	
64) SURR3,Toluene-d8	8.488	98	1104955	52.14 ug/L	0.00
Spiked Amount 50.000	Range 87 - 121		Recovery =	104.28%	
69) SURR2,BFB	11.018	95	412281	48.72 ug/L	0.00
Spiked Amount 50.000	Range 85 - 122		Recovery =	97.44%	

Target Compounds					Qvalue
4) Vinyl Chloride	1.373	62	2140380	202.22 ug/L	95 E
5) Bromomethane	1.617	94	451	Below Cal	97
7) Freon 21	1.867	67	139281	11.39 ug/L	98
8) Trichlorofluoromethane	1.910	101	38664	4.26 ug/L	98
10) Freon 123a	2.172	67	76273	10.08 ug/L	96
13) 1,1-Diclethene	2.367	96	11346	2.25 ug/L #	81
14) Freon 113	2.373	101	139091	24.71 ug/L	100
15) Acetone	2.422	43	3083	0.54 ug/L	69
26) trans-1,2-Dichloroethene	3.172	96	20900	3.66 ug/L	94
27) 1,1-Diclethane	3.702	63	120774	10.22 ug/L	98
33) cis-1,2-Dichloroethene	4.623	96	4693511	731.64 ug/L	88 E
39) Chloroform	5.257	83	6718m	0.63 ug/L	
40) 1,1,1-Trichloroethane	5.513	97	112791	14.04 ug/L	96
53) Trichloroethene	7.031	130	63772	10.00 ug/L	99
79) 4-Chlorobenzotrifluoride	10.055	180	2291	0.27 ug/L	91

(#) = qualifier out of range (m) = manual integration (+) = signals summed

Report + Rpt 1/10

FU 10/29/15

KR 10/29/15

Quantitation Report (Qedit)

Data Path : I:\ACQUDATA\msvoa10\data\102315\
Data File : F3389.D
Acq On : 23 Oct 2015 2:32 pm
Operator : F. Naegler
Sample : R1509047-001|1.0 Inst : MSVOA10
Misc : CBI 13429 T4
ALS Vial : 8 Sample Multiplier: 1

Quant Time: Oct 23 14:47:05 2015
Quant Method : I:\ACQUDATA\MSVOA10\METHODS\W101915.M
Quant Title : MS#10 - 8260B WATERS 10mL Purge
QLast Update : Tue Oct 20 12:01:30 2015
Response via : Initial Calibration

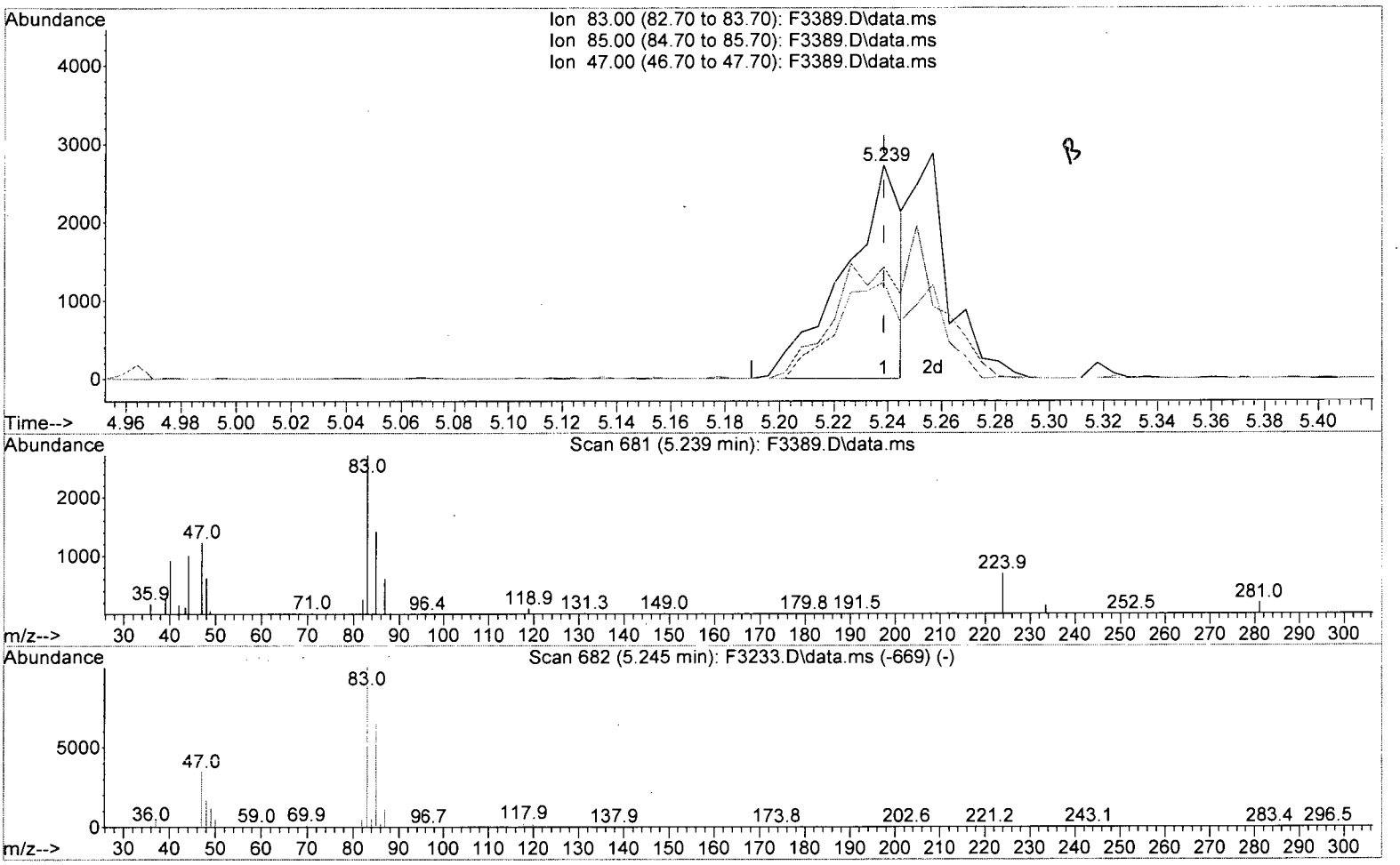

TIC: F3389.D\data.ms

(39) Chloroform (P)

5.239min (-0.000) 0.38 ug/L

response 3994

Ion	Exp%	Act%
83.00	100	100
85.00	64.70	52.17
47.00	34.40	45.11
0.00	0.00	0.00

Quantitation Report (Qedit)

Data Path : I:\ACQUDATA\msvoa10\data\102315\
Data File : F3389.D
Acq On : 23 Oct 2015 2:32 pm
Operator : F. Naegler
Sample : R1509047-001|1.0 Inst : MSVOA10
Misc : CBI 13429 T4
ALS Vial : 8 Sample Multiplier: 1

Quant Time: Oct 23 14:47:05 2015
Quant Method : I:\ACQUDATA\MSVOA10\METHODS\W101915.M
Quant Title : MS#10 - 8260B WATERS 10mL Purge
QLast Update : Tue Oct 20 12:01:30 2015
Response via : Initial Calibration

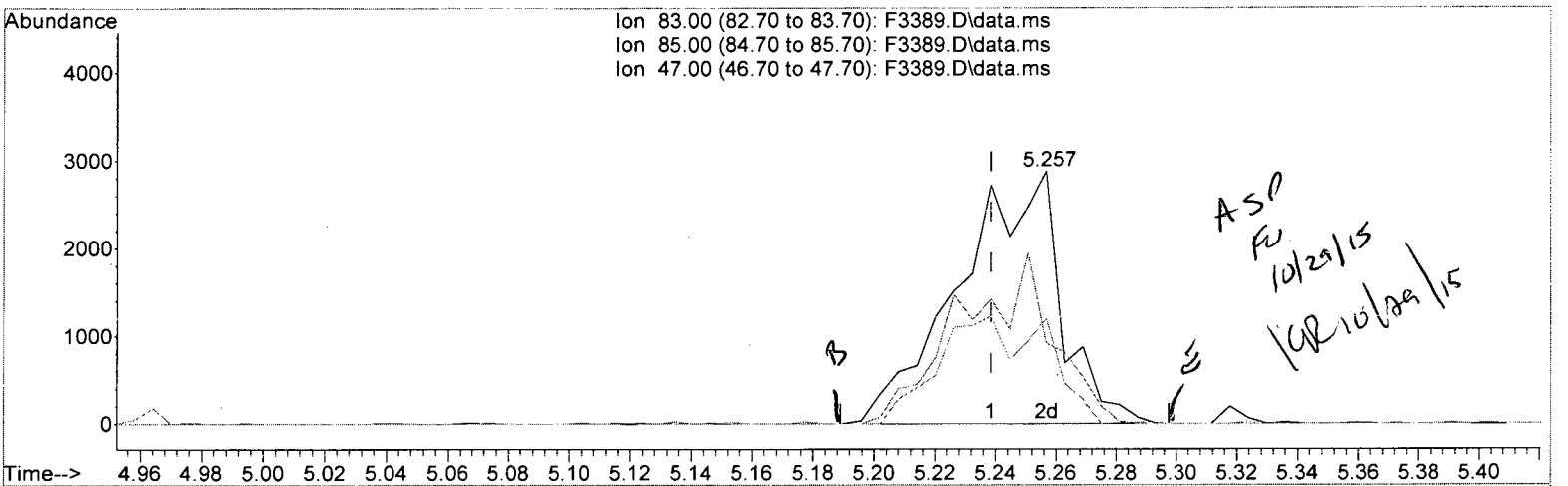





TIC: F3389.D\data.ms

(39) Chloroform (P)

5.257min (+0.018) 0.63 ug/L m

response 6718

Ion	Exp%	Act%
83.00	100	100
85.00	64.70	31.94#
47.00	34.40	41.65
0.00	0.00	0.00

Quantitation Report (QT Reviewed)

Data Path : I:\ACQUDATA\msvoa10\data\102315\
Data File : F3389.D
Acq On : 23 Oct 2015 2:32 pm
Operator : F. Naegler
Sample : R1509047-001|1.0 Inst : MSVOA10
Misc : CBI 13429 T4
ALS Vial : 8 Sample Multiplier: 1

Quant Time: Oct 29 12:08:05 2015
Quant Method : I:\ACQUDATA\MSVOA10\METHODS\W101915.M
Quant Title : MS#10 - 8260B WATERS 10mL Purge
QLast Update : Tue Oct 20 12:01:30 2015
Response via : Initial Calibration

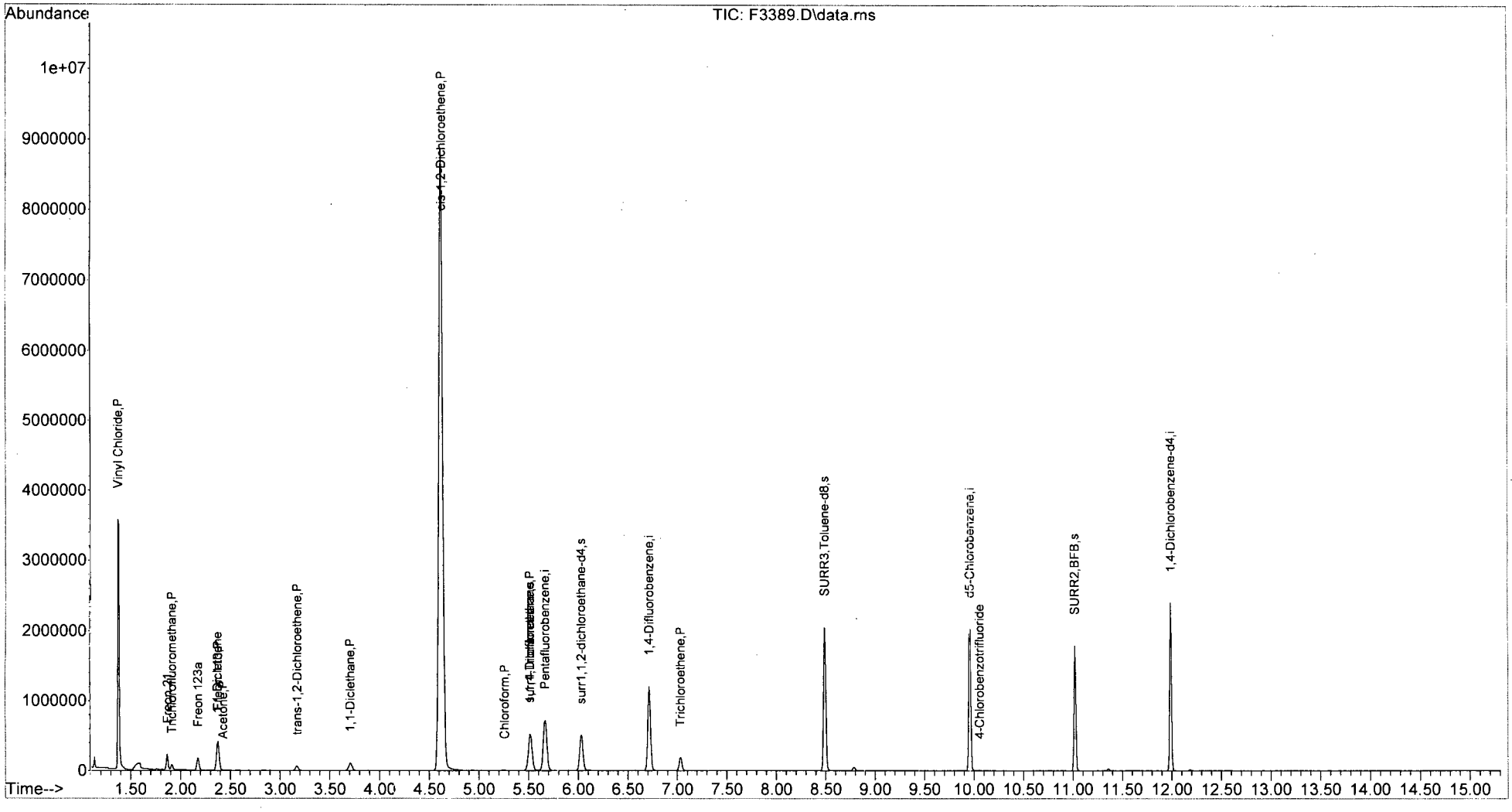

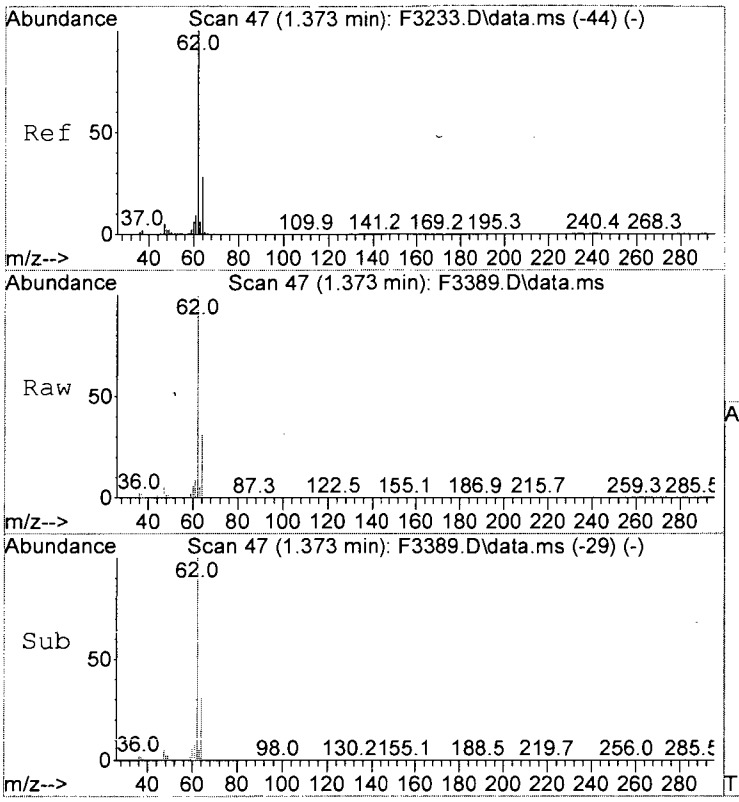

#4
Vinyl Chloride
Concen: 202.22 ug/L
RT: 1.373 min Scan# 47
Delta R.T. -0.006 min
Lab File: F3389.D
Acq: 23 Oct 2015 2:32 pm

Tgt Ion: 62 Resp: 2140380

Ion	Ratio	Lower	Upper
62	100		
64	31.0	8.4	48.4

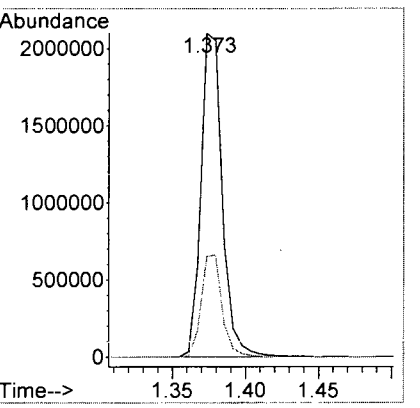

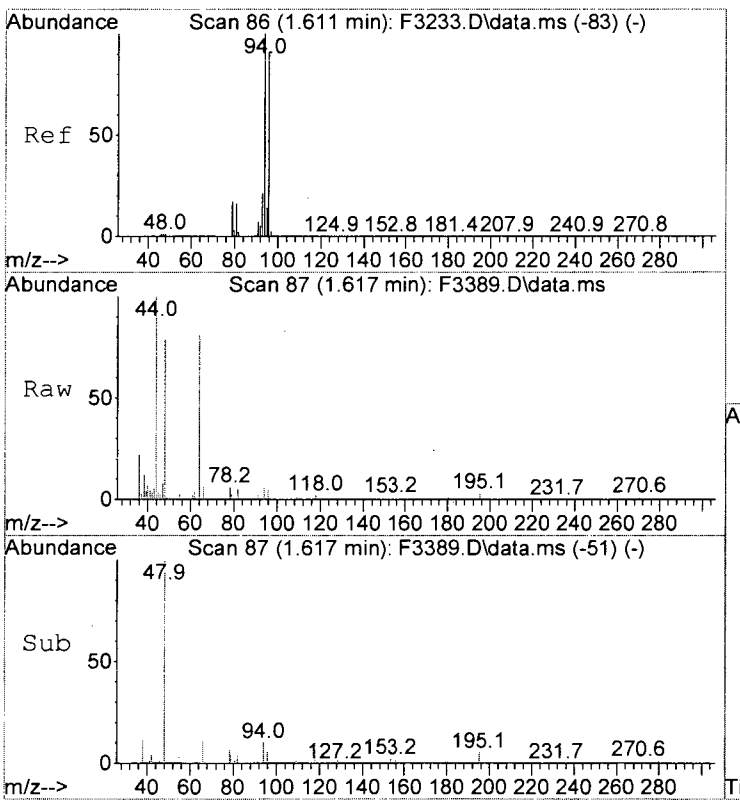

#5
Bromomethane
Concen: Below Cal
RT: 1.617 min Scan# 87
Delta R.T. -0.006 min
Lab File: F3389.D
Acq: 23 Oct 2015 2:32 pm

Tgt Ion: 94 Resp: 451

Ion	Ratio	Lower	Upper
94	100		
96	93.6	71.0	111.0

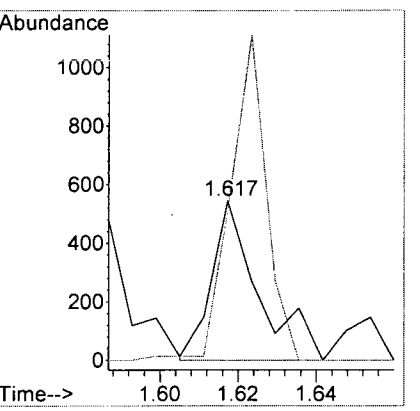

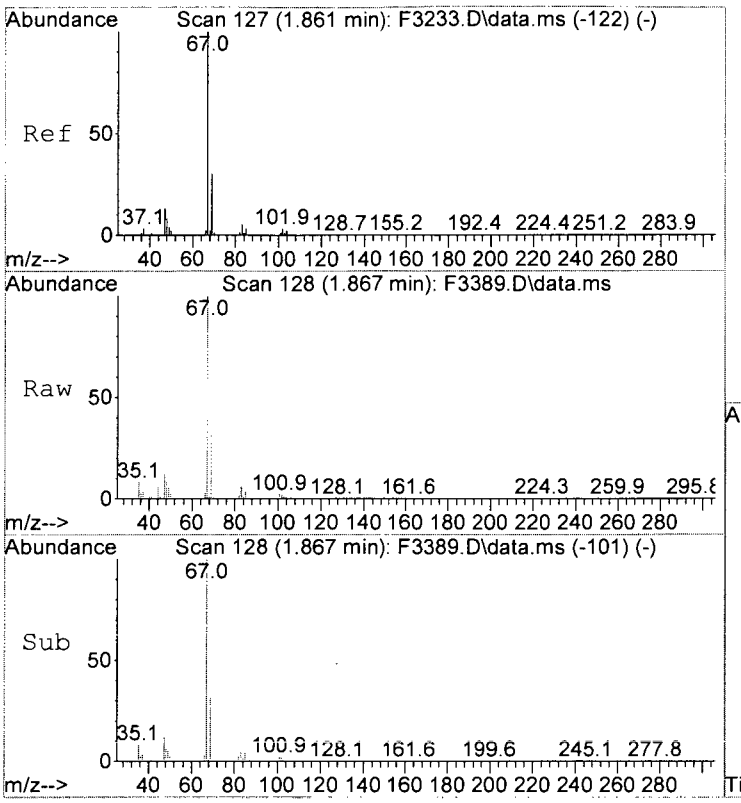

#7
Freon 21
Concen: 11.39 ug/L
RT: 1.867 min Scan# 128
Delta R.T. -0.000 min
Lab File: F3389.D
Acq: 23 Oct 2015 2:32 pm

Tgt Ion: 67 Resp: 139281

Ion	Ratio	Lower	Upper
67	100		
69	30.9	9.8	49.8

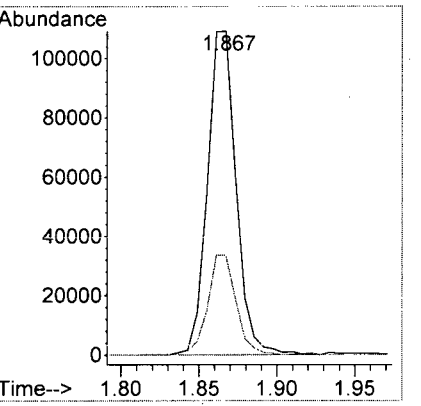

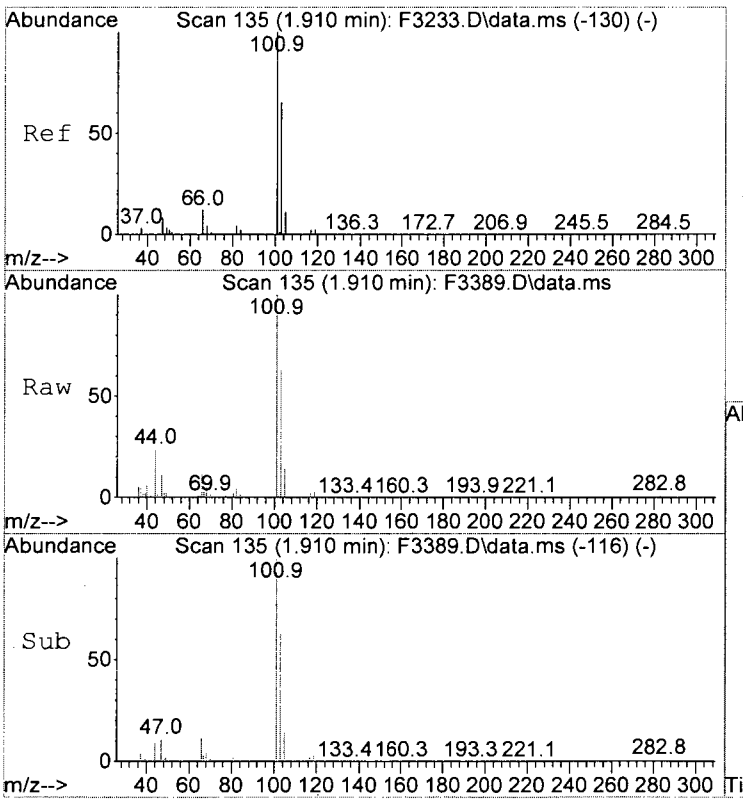

#8
Trichlorofluoromethane
Concen: 4.26 ug/L
RT: 1.910 min Scan# 135
Delta R.T. -0.006 min
Lab File: F3389.D
Acq: 23 Oct 2015 2:32 pm

Tgt Ion:101 Resp: 38664

Ion	Ratio	Lower	Upper
101	100		
103	63.3	44.4	84.4
66	10.6	0.0	32.9

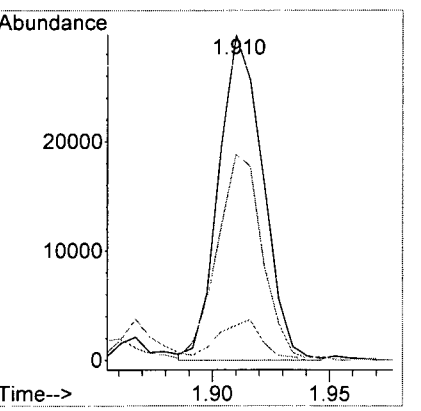

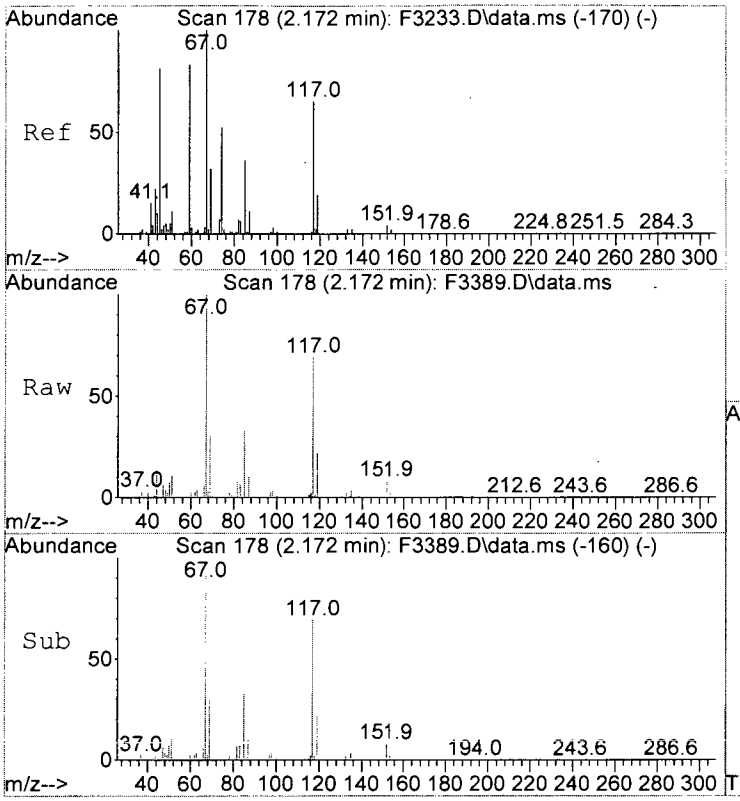

#10
Freon 123a
Concen: 10.08 ug/L
RT: 2.172 min Scan# 178
Delta R.T. -0.006 min
Lab File: F3389.D
Acq: 23 Oct 2015 2:32 pm

Tgt Ion: 67 Resp: 76273

Ion	Ratio	Lower	Upper
67	100		
117	69.4	46.0	86.0

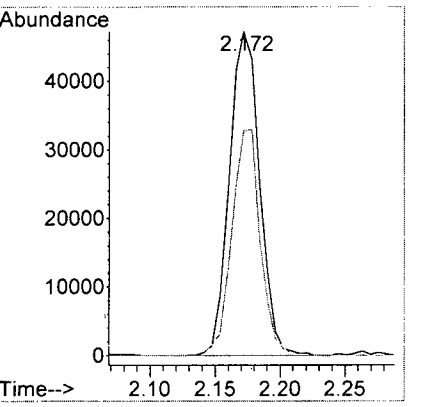

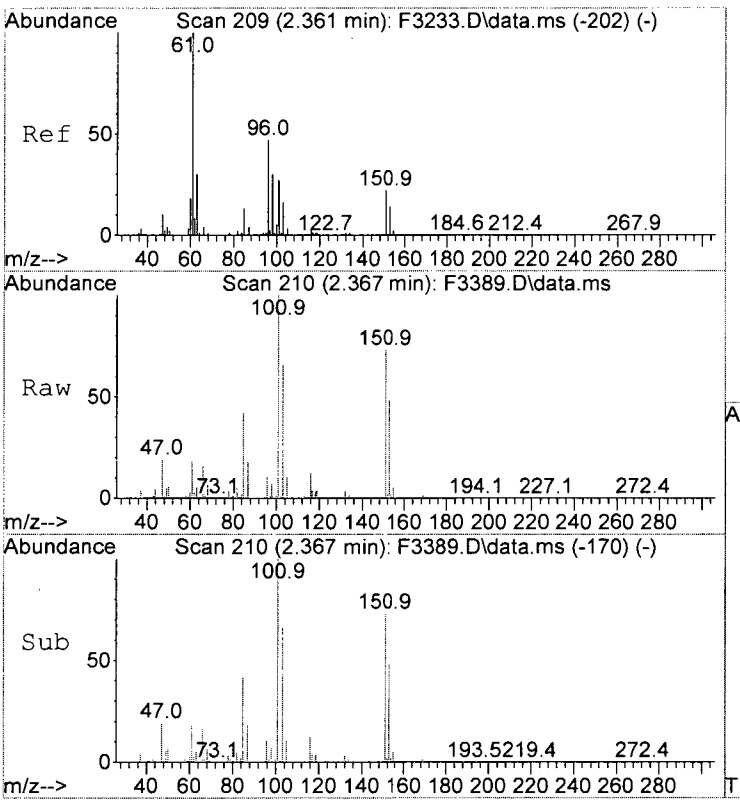

#13
1,1-Diclethene
Concen: 2.25 ug/L
RT: 2.367 min Scan# 210
Delta R.T. -0.006 min
Lab File: F3389.D
Acq: 23 Oct 2015 2:32 pm

Tgt Ion: 96 Resp: 11346

Ion	Ratio	Lower	Upper
96	100		
98	69.5	44.2	84.2
61	177.8	192.7	232.7#

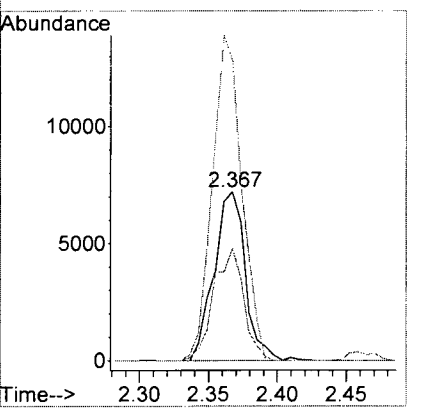

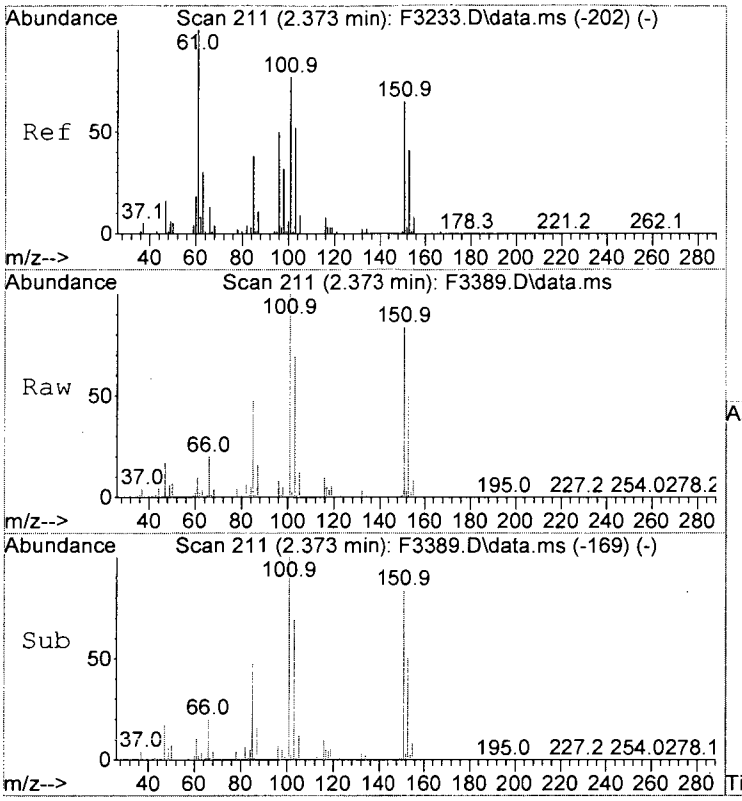

#14
Freon 113
Concen: 24.71 ug/L
RT: 2.373 min Scan# 211
Delta R.T. -0.000 min
Lab File: F3389.D
Acq: 23 Oct 2015 2:32 pm

Tgt Ion:101 Resp: 139091

Ion	Ratio	Lower	Upper
101	100		
151	84.3	64.5	104.5

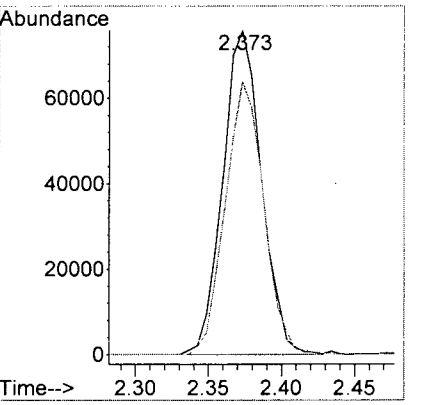

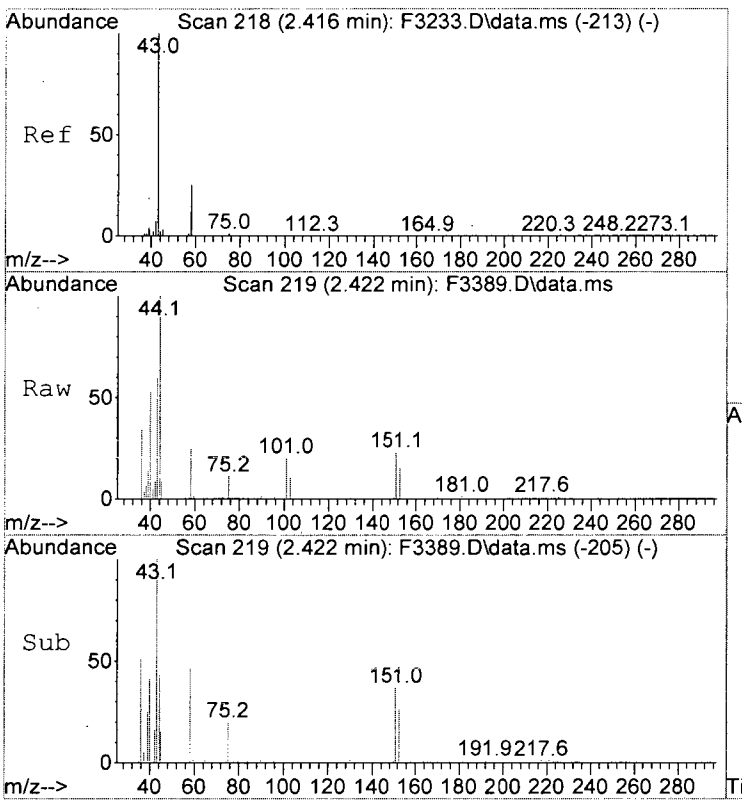

#15
Acetone
Concen: 0.54 ug/L
RT: 2.422 min Scan# 219
Delta R.T. 0.012 min
Lab File: F3389.D
Acq: 23 Oct 2015 2:32 pm

Tgt Ion: 43 Resp: 3083

Ion	Ratio	Lower	Upper
43	100		
58	41.5	4.3	44.3
42	14.1	0.0	27.3

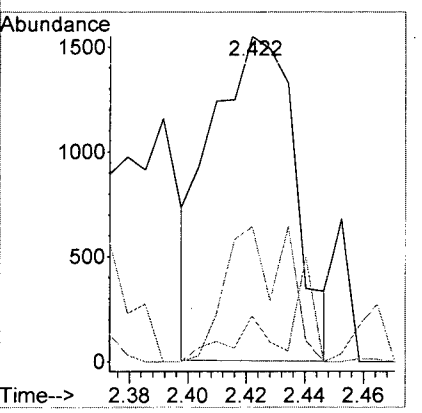

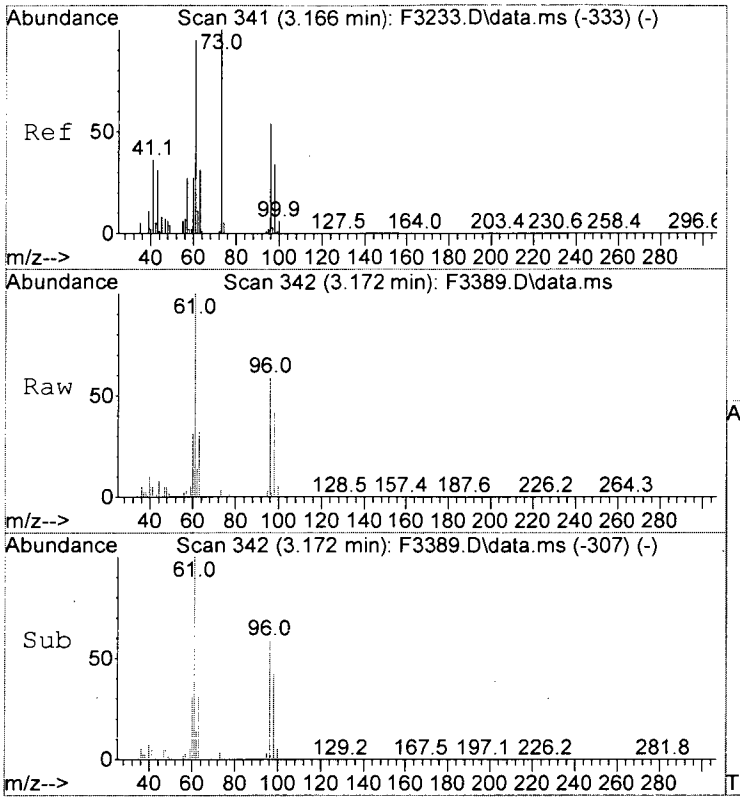

#26
trans-1,2-Dichloroethene
Concen: 3.66 ug/L
RT: 3.172 min Scan# 342
Delta R.T. 0.006 min
Lab File: F3389.D
Acq: 23 Oct 2015 2:32 pm

Tgt Ion: 96 Resp: 20900

Ion	Ratio	Lower	Upper
96	100		
98	72.5	42.3	82.3
61	170.7	155.3	195.3

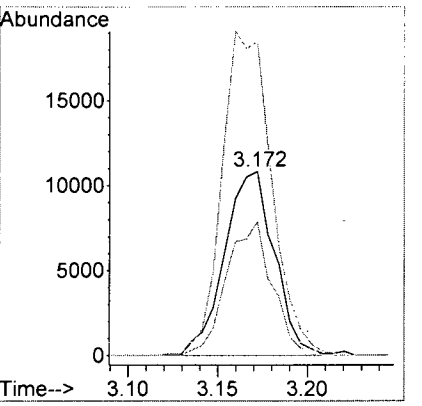

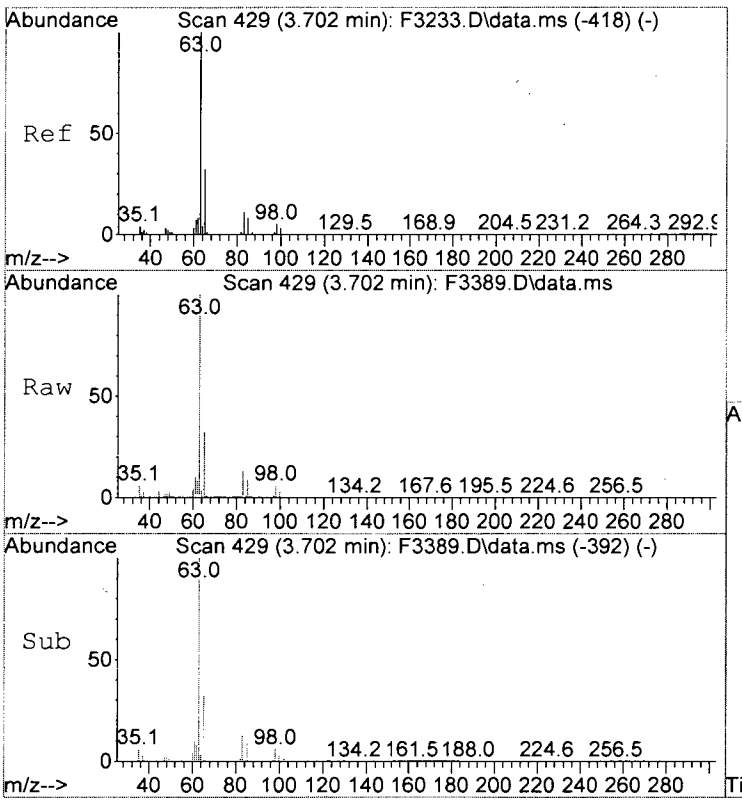

#27
1,1-Diclethane
Concen: 10.22 ug/L
RT: 3.702 min Scan# 429
Delta R.T. -0.000 min
Lab File: F3389.D
Acq: 23 Oct 2015 2:32 pm

Tgt Ion: 63 Resp: 120774

Ion	Ratio	Lower	Upper
63	100		
65	31.8	11.7	51.7
83	12.8	0.0	30.6

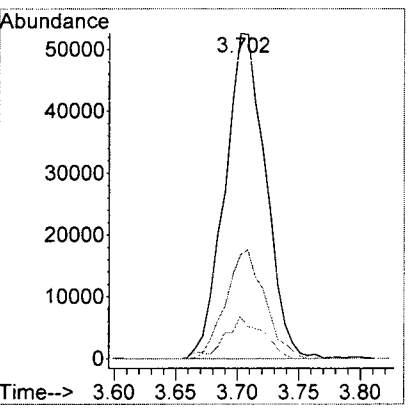

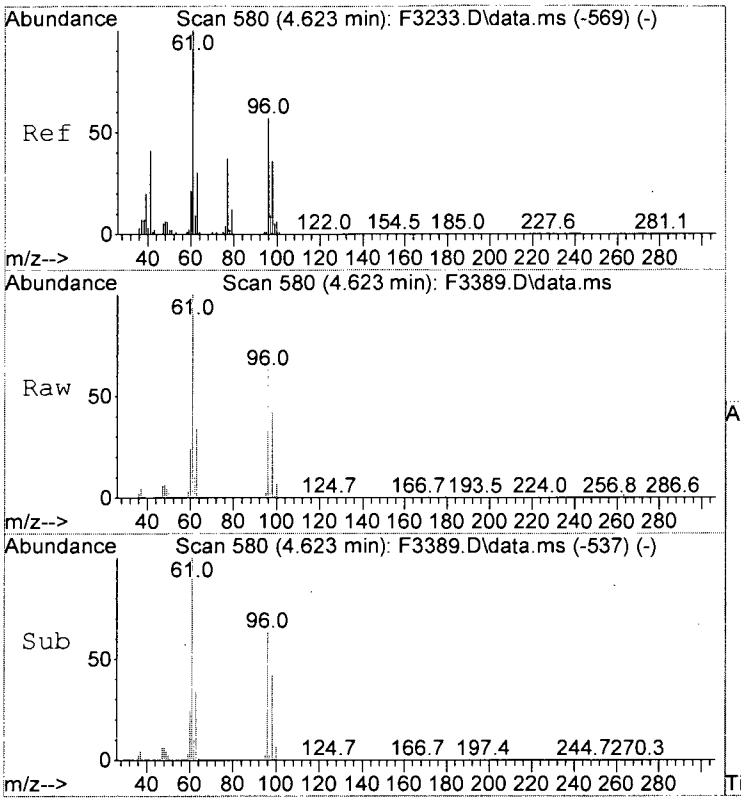

#33
cis-1,2-Dichloroethene
Concen: 731.64 ug/L
RT: 4.623 min Scan# 580
Delta R.T. 0.006 min
Lab File: F3389.D
Acq: 23 Oct 2015 2:32 pm

Tgt Ion: 96 Resp: 4693511

Ion	Ratio	Lower	Upper
96	100		
61	159.7	157.0	197.0

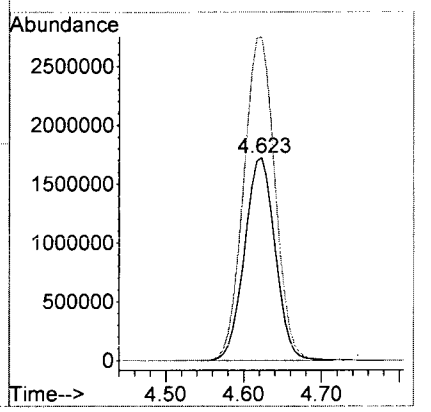

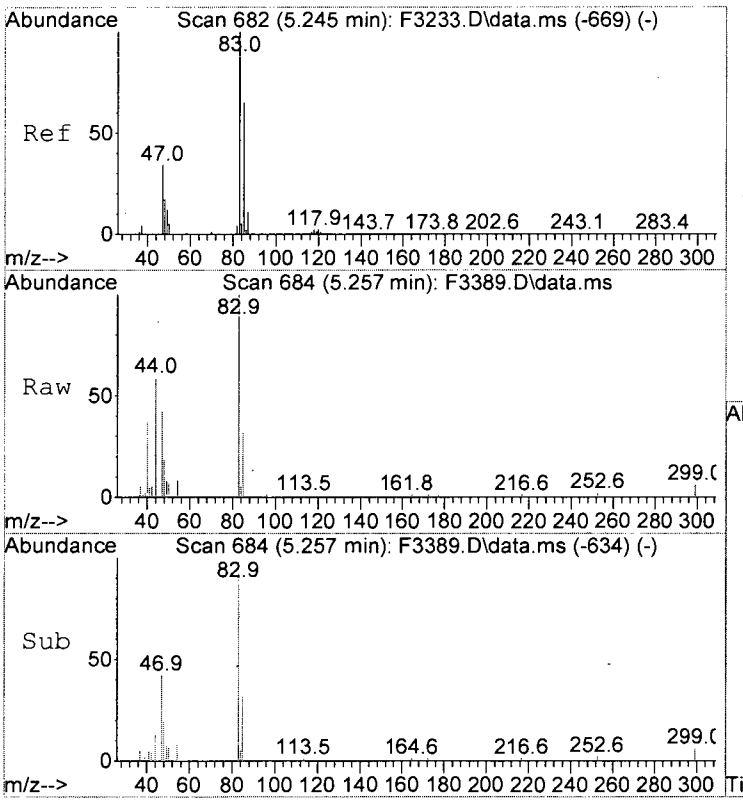

#39
Chloroform
Concen: 0.63 ug/L m
RT: 5.257 min Scan# 684
Delta R.T. 0.018 min
Lab File: F3389.D
Acq: 23 Oct 2015 2:32 pm

Tgt Ion: 83 Resp: 6718

Ion	Ratio	Lower	Upper
83	100		
85	31.9	44.7	84.7#
47	41.6	14.4	54.4

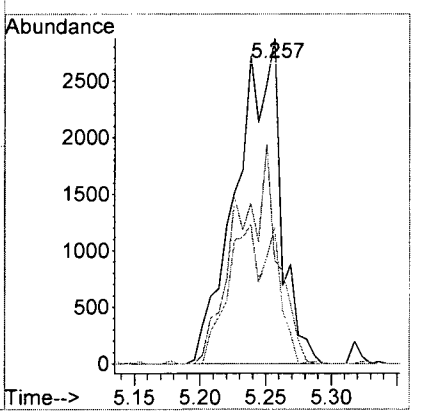

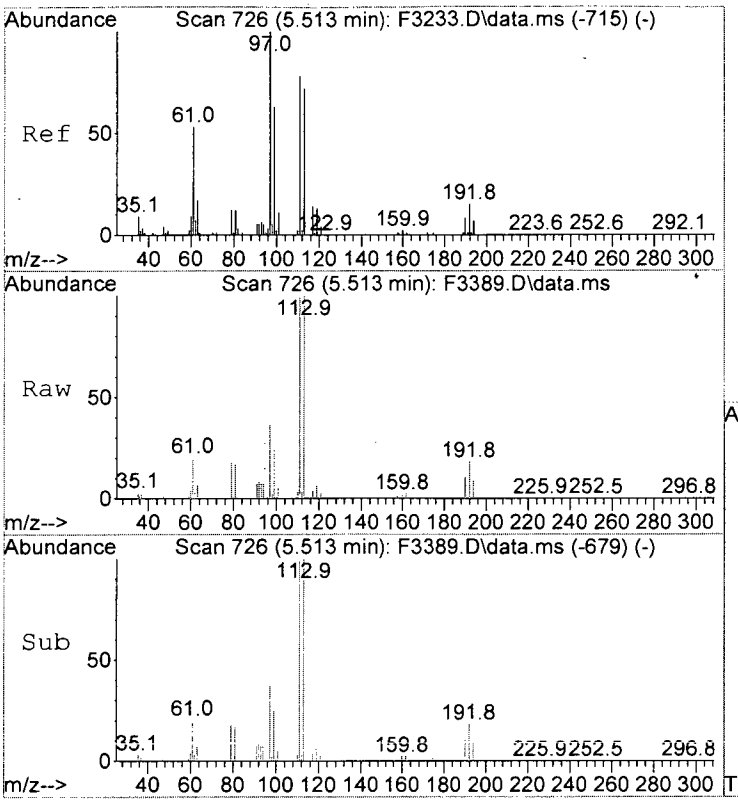

#40
1,1,1-Trichloroethane
Concen: 14.04 ug/L
RT: 5.513 min Scan# 726
Delta R.T. 0.006 min
Lab File: F3389.D
Acq: 23 Oct 2015 2:32 pm

Tgt Ion: 97 Resp: 112791

Ion	Ratio	Lower	Upper
97	100		
99	68.5	42.8	82.8
61	53.3	33.4	73.4

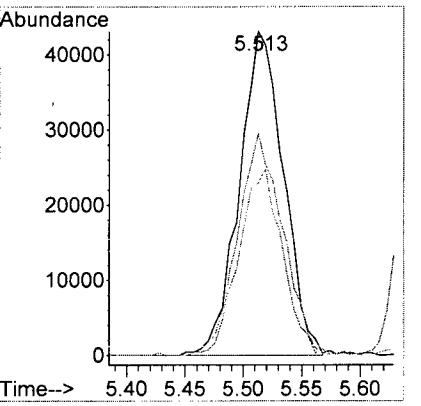

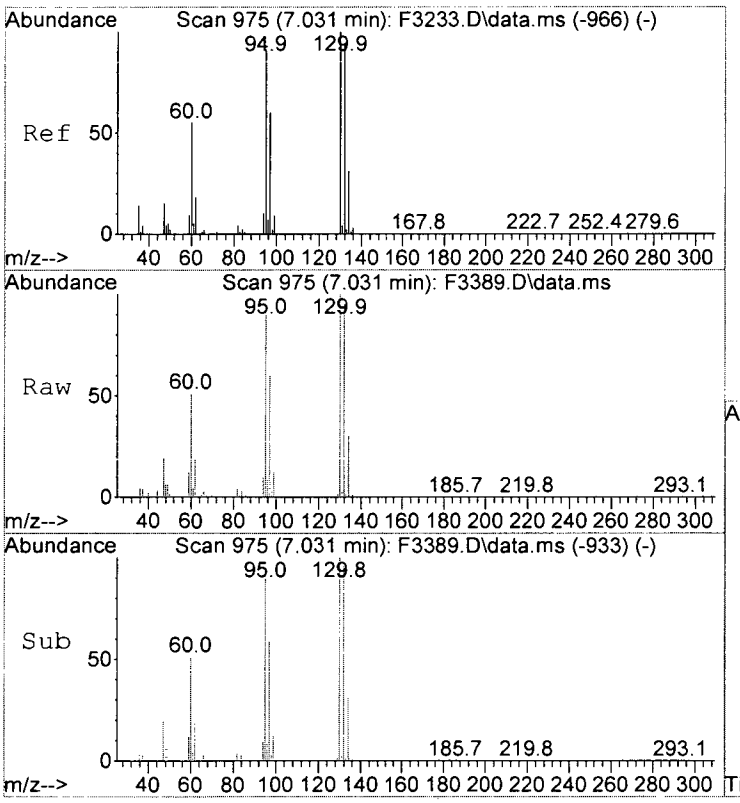

#53
Trichloroethene
Concen: 10.00 ug/L
RT: 7.031 min Scan# 975
Delta R.T. 0.006 min
Lab File: F3389.D
Acq: 23 Oct 2015 2:32 pm

Tgt Ion:130 Resp: 63772

Ion	Ratio	Lower	Upper
130	100		
132	95.3	74.1	114.1
95	90.8	70.9	110.9
97	59.5	39.7	79.7

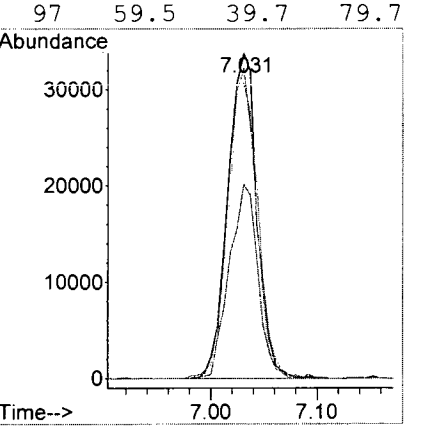

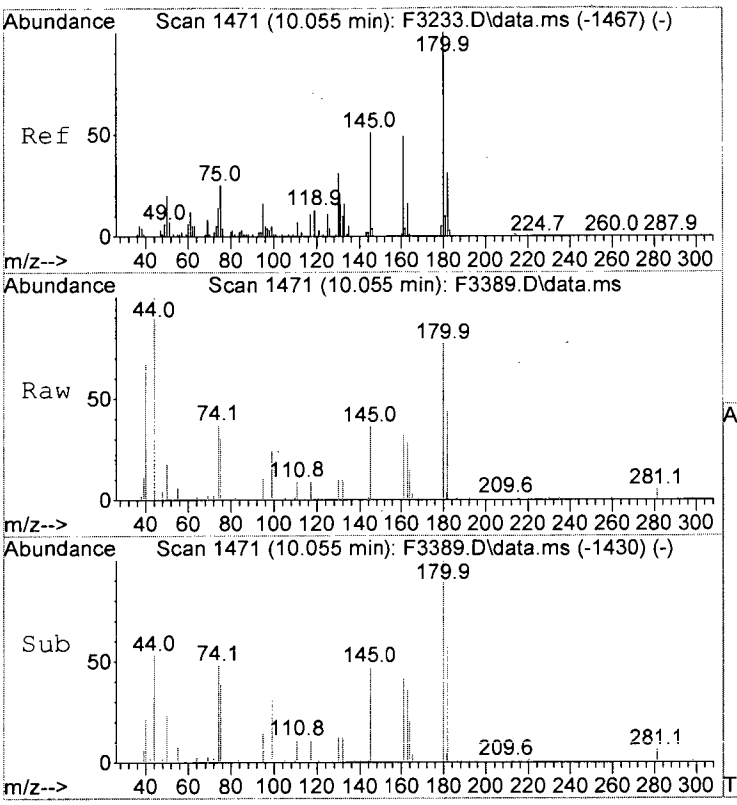

#79
4-Chlorobenzotrifluoride
Concen: 0.27 ug/L
RT: 10.055 min Scan# 1471
Delta R.T. -0.000 min
Lab File: F3389.D
Acq: 23 Oct 2015 2:32 pm

Tgt Ion:180 Resp: 2291

Ion	Ratio	Lower	Upper
180	100		
145	46.9	31.3	71.3
161	41.2	29.2	69.2

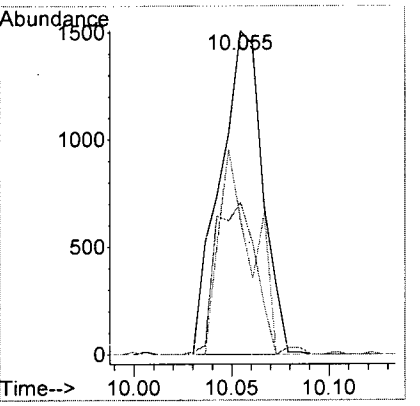

Client:	CB&I	**Service Request:**	R1509047
Project:	Textron Wheatfield/Annual Groundwater	**Date Collected:**	10/21/15 0955
Sample Matrix:	Water	**Date Received:**	10/22/15
		Date Analyzed:	10/26/15 17:32
Sample Name:	BAT-EW-2-151021	**Units:**	µg/L
Lab Code:	R1509047-001	**Basis:**	NA
Run Type:	Dilution		

Volatile Organic Compounds by GC/MS

Analytical Method:	8260C	**Analysis Lot:**	468926
Prep Method:	EPA 5030C		
Data File Name:	I:\ACQUDATA\msvoa10\data\102615\F3457.D\	**Instrument Name:**	R-MS-10
		Dilution Factor:	10

CAS No.	Analyte Name	Result	Q	MRL	MDL	Note
74-87-3	Chloromethane	10	U	10	2.1	
75-01-4	Vinyl Chloride	**180**	D	10	3.2	
75-00-3	Chloroethane	10	U	10	2.4	
74-83-9	Bromomethane	10	U	10	2.9	
75-35-4	1,1-Dichloroethene	10	U	10	5.7	
67-64-1	Acetone	50	U	50	13	
75-15-0	Carbon Disulfide	10	U	10	2.2	
75-09-2	Methylene Chloride	10	U	10	6.0	
156-60-5	trans-1,2-Dichloroethene	**4.4**	DJ	10	3.4	
75-34-3	1,1-Dichloroethane	**9.2**	DJ	10	2.0	
156-59-2	cis-1,2-Dichloroethene	**660**	D	10	3.0	
78-93-3	2-Butanone (MEK)	50	U	50	8.2	
67-66-3	Chloroform	10	U	10	2.5	
71-55-6	1,1,1-Trichloroethane	**12**	D	10	3.6	
56-23-5	Carbon Tetrachloride	10	U	10	4.5	
71-43-2	Benzene	10	U	10	2.0	
107-06-2	1,2-Dichloroethane	10	U	10	3.6	
79-01-6	Trichloroethene	**11**	D	10	2.2	
78-87-5	1,2-Dichloropropane	10	U	10	2.0	
75-27-4	Bromodichloromethane	10	U	10	3.2	
10061-01-5	cis-1,3-Dichloropropene	10	U	10	2.4	
108-10-1	4-Methyl-2-pentanone (MIBK)	50	U	50	6.7	
108-88-3	Toluene	10	U	10	2.0	
10061-02-6	trans-1,3-Dichloropropene	10	U	10	2.0	
79-00-5	1,1,2-Trichloroethane	10	U	10	3.5	
127-18-4	Tetrachloroethene	10	U	10	3.0	
591-78-6	2-Hexanone	50	U	50	17	
124-48-1	Dibromochloromethane	10	U	10	3.1	
108-90-7	Chlorobenzene	10	U	10	2.9	
100-41-4	Ethylbenzene	10	U	10	2.0	
179601-23-1	m,p-Xylenes	20	U	20	3.4	
95-47-6	o-Xylene	10	U	10	2.0	
100-42-5	Styrene	10	U	10	2.0	
75-25-2	Bromoform	10	U	10	4.2	
79-34-5	1,1,2,2-Tetrachloroethane	10	U	10	2.5	

Client:	CB&I	**Service Request:**	R1509047
Project:	Textron Wheatfield/Annual Groundwater	**Date Collected:**	10/21/15 0955
Sample Matrix:	Water	**Date Received:**	10/22/15
		Date Analyzed:	10/26/15 17:32
Sample Name:	BAT-EW-2-151021	**Units:**	µg/L
Lab Code:	R1509047-001	**Basis:**	NA
Run Type:	Dilution		

Volatile Organic Compounds by GC/MS

Analytical Method:	8260C	**Analysis Lot:**	468926
Prep Method:	EPA 5030C		
Data File Name:	I:\ACQUDATA\msvoa10\data\102615\F3457.D\	**Instrument Name:**	R-MS-10
		Dilution Factor:	10

CAS No.	Analyte Name	Result	Q	MRL	MDL	Note

Surrogate Name	%Rec	Control Limits	Date Analyzed	Q
4-Bromofluorobenzene	98	85-122	10/26/15 17:32	
Toluene-d8	102	87-121	10/26/15 17:32	
Dibromofluoromethane	101	89-119	10/26/15 17:32	

Quantitation Report (QT Reviewed)

Data Path : I:\ACQUDATA\msvoa10\data\102615\
Data File : F3457.D
Acq On : 26 Oct 2015 5:32 pm
Operator : F. Naegler
Sample : R1509047-001|10.0 Inst : MSVOA10
Misc : CBI 13429 T4
ALS Vial : 15 Sample Multiplier: 1

Quant Time: Oct 29 17:24:15 2015
Quant Method : I:\ACQUDATA\MSVOA10\METHODS\W101915.M
Quant Title : MS#10 - 8260B WATERS 10mL Purge
QLast Update : Tue Oct 20 12:01:30 2015
Response via : Initial Calibration

Compound	R.T.	QIon	Response	Conc	Units		Dev(Min)
Internal Standards							
1) Pentafluorobenzene	5.665	168	656049	50.00	ug/L		0.00
41) 1,4-Difluorobenzene	6.714	114	945227	50.00	ug/L		0.00
70) d5-Chlorobenzene	9.957	117	853599	50.00	ug/L		0.00
90) 1,4-Dichlorobenzene-d4	11.987	152	452861	50.00	ug/L		0.00
System Monitoring Compounds							
43) surr4,Dibrflmethane	5.519	113	291572	50.28	ug/L		0.00
Spiked Amount 50.000	Range 89 - 119		Recovery = 100.56%				
46) surr1,1,2-dichloroetha...	6.031	65	422581	54.18	ug/L		0.00
Spiked Amount 50.000	Range 73 - 125		Recovery = 108.36%				
64) SURR3,Toluene-d8	8.488	98	1094205	50.81	ug/L		0.00
Spiked Amount 50.000	Range 87 - 121		Recovery = 101.62%				
69) SURR2,BFB	11.018	95	422996	49.18	ug/L		0.00
Spiked Amount 50.000	Range 85 - 122		Recovery = 98.36%				
Target Compounds							Qvalue
4) Vinyl Chloride	1.380	62	201946	18.43	ug/L		99
5) Bromomethane	1.605	94	267	Below Cal		#	6
7) Freon 21	1.867	67	14054	1.11	ug/L		99
8) Trichlorofluoromethane	1.916	101	3918	0.42	ug/L	#	65
10) Freon 123a	2.172	67	7092	0.91	ug/L		76
14) Freon 113	2.379	101	14566	2.50	ug/L	#	73
15) Acetone	2.416	43	2161	0.37	ug/L	#	63
26) trans-1,2-Dichloroethene	3.172	96	2598	0.44	ug/L	#	74
27) 1,1-Diclethane	3.708	63	11245	0.92	ug/L		90
33) cis-1,2-Dichloroethene	4.617	96	440699	66.37	ug/L		100
40) 1,1,1-Trichloroethane	5.513	97	10253m	1.23	ug/L		
53) Trichloroethene	7.037	130	7298	1.13	ug/L	#	78

(#) = qualifier out of range (m) = manual integration (+) = signals summed

FV 10/29/15

Data Path : I:\ACQUDATA\msvoa10\data\102615\
Data File : F3457.D
Acq On : 26 Oct 2015 5:32 pm
Operator : F. Naegler
Sample : R1509047-001|10.0 Inst : MSVOA10
Misc : CBI 13429 T4
ALS Vial : 15 Sample Multiplier: 1

Quant Time: Oct 26 17:46:50 2015
Quant Method : I:\ACQUDATA\MSVOA10\METHODS\W101915.M
Quant Title : MS#10 - 8260B WATERS 10mL Purge
QLast Update : Tue Oct 20 12:01:30 2015
Response via : Initial Calibration

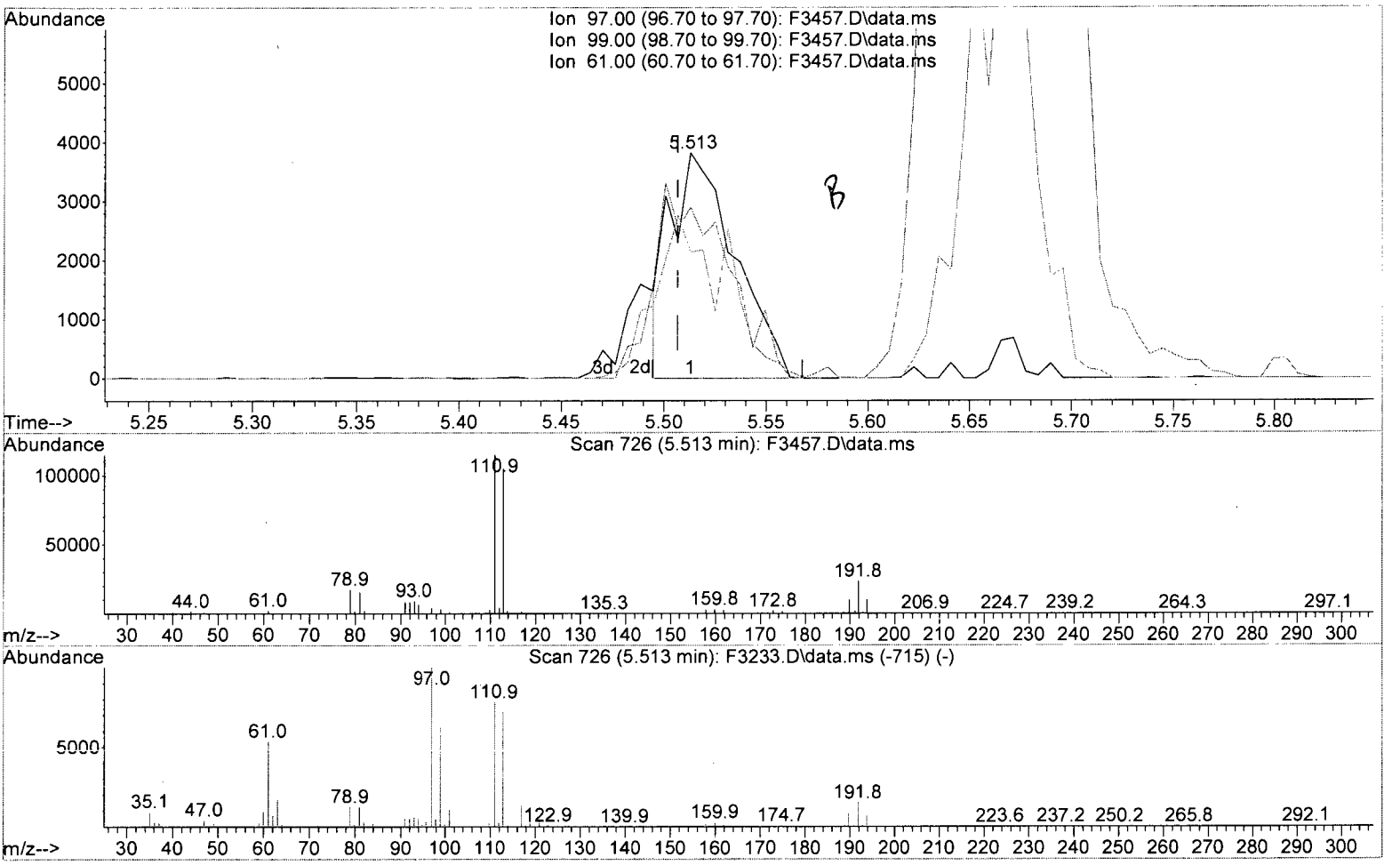

TIC: F3457.D\data.ms

(40) 1,1,1-Trichloroethane (P)

5.513min (+0.006) 1.01 ug/L

response 8417

Ion	Exp%	Act%
97.00	100	100
99.00	62.80	75.83
61.00	53.40	55.93
0.00	0.00	0.00

Quantitation Report (Qedit)

Data Path : I:\ACQUDATA\msvoa10\data\102615\
Data File : F3457.D
Acq On : 26 Oct 2015 5:32 pm
Operator : F. Naegler
Sample : R1509047-001|10.0 Inst : MSVOA10
Misc : CBI 13429 T4
ALS Vial : 15 Sample Multiplier: 1

Quant Time: Oct 26 17:46:50 2015
Quant Method : I:\ACQUDATA\MSVOA10\METHODS\W101915.M
Quant Title : MS#10 - 8260B WATERS 10mL Purge
QLast Update : Tue Oct 20 12:01:30 2015
Response via : Initial Calibration

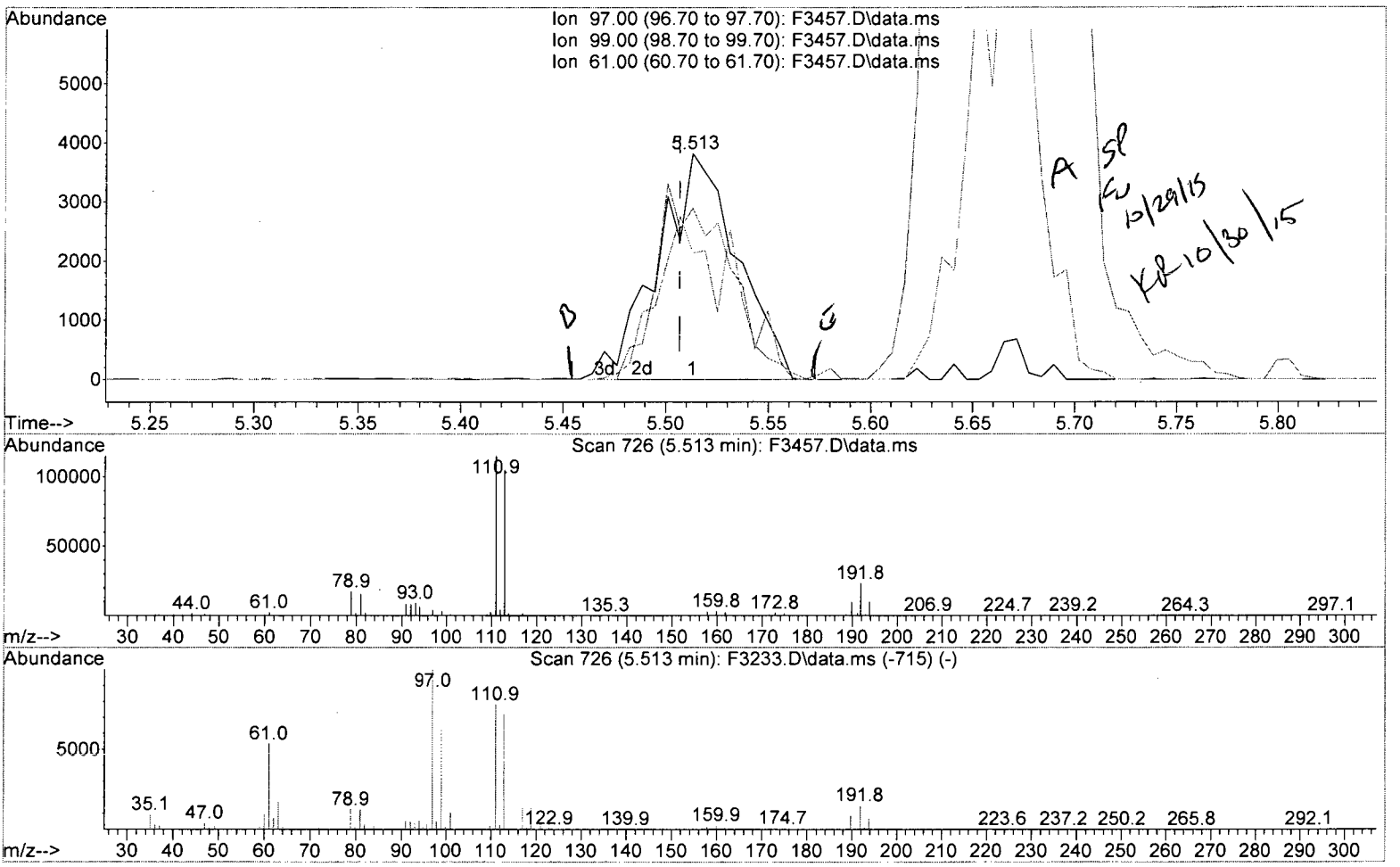

TIC: F3457.D\data.ms

(40) 1,1,1-Trichloroethane (P)

5.513min (+0.006) 1.23 ug/L m

response 10253

Ion	Exp%	Act%
97.00	100	100
99.00	62.80	75.83
61.00	53.40	55.93
0.00	0.00	0.00

Quantitation Report (QT Reviewed)

Data Path : I:\ACQUDATA\msvoa10\data\102615\
Data File : F3457.D
Acq On : 26 Oct 2015 5:32 pm
Operator : F. Naegler
Sample : R1509047-001|10.0 Inst : MSVOA10
Misc : CBI 13429 T4
ALS Vial : 15 Sample Multiplier: 1

Quant Time: Oct 29 17:24:15 2015
Quant Method : I:\ACQUDATA\MSVOA10\METHODS\W101915.M
Quant Title : MS#10 - 8260B WATERS 10mL Purge
QLast Update : Tue Oct 20 12:01:30 2015
Response via : Initial Calibration

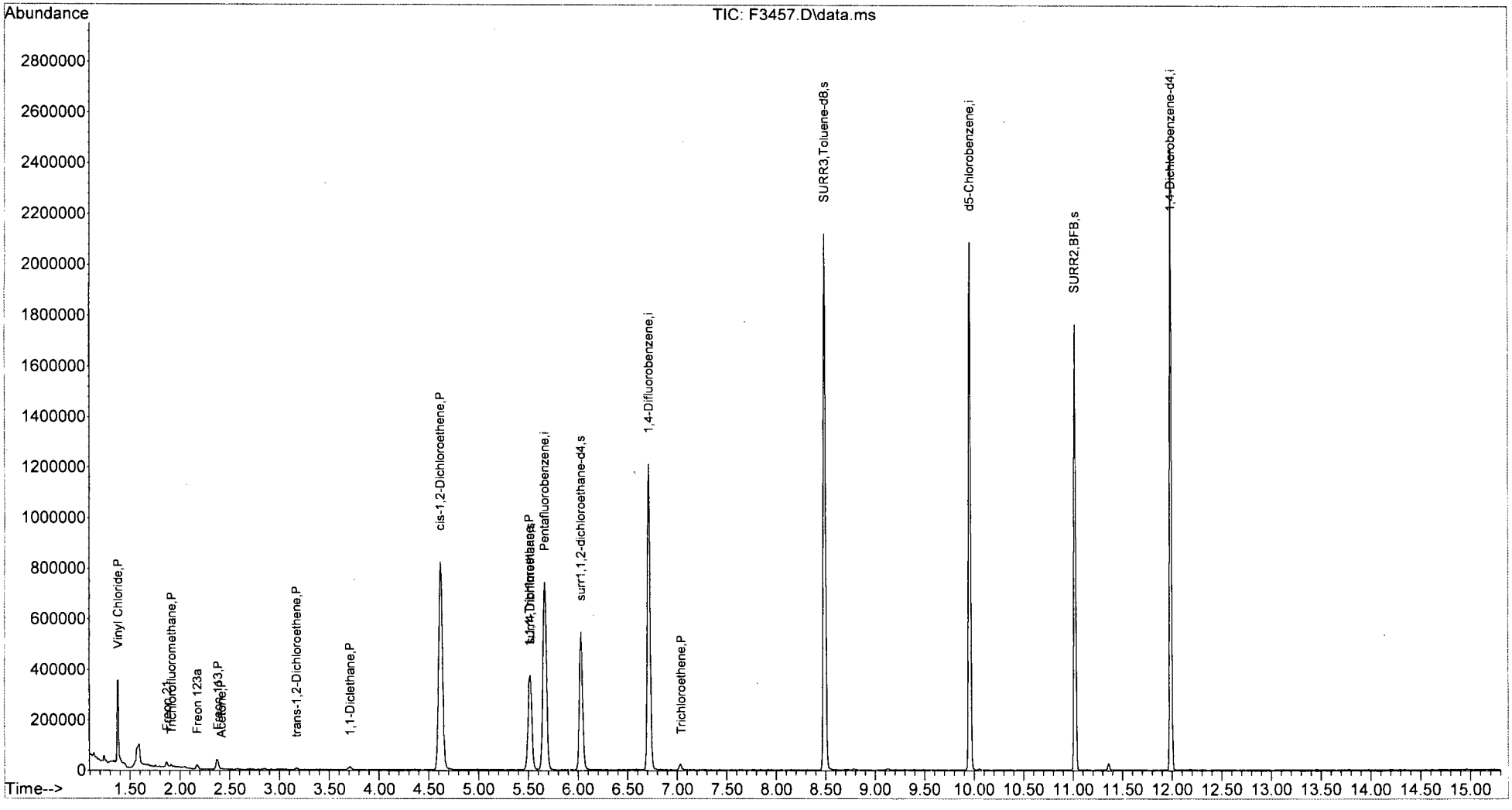

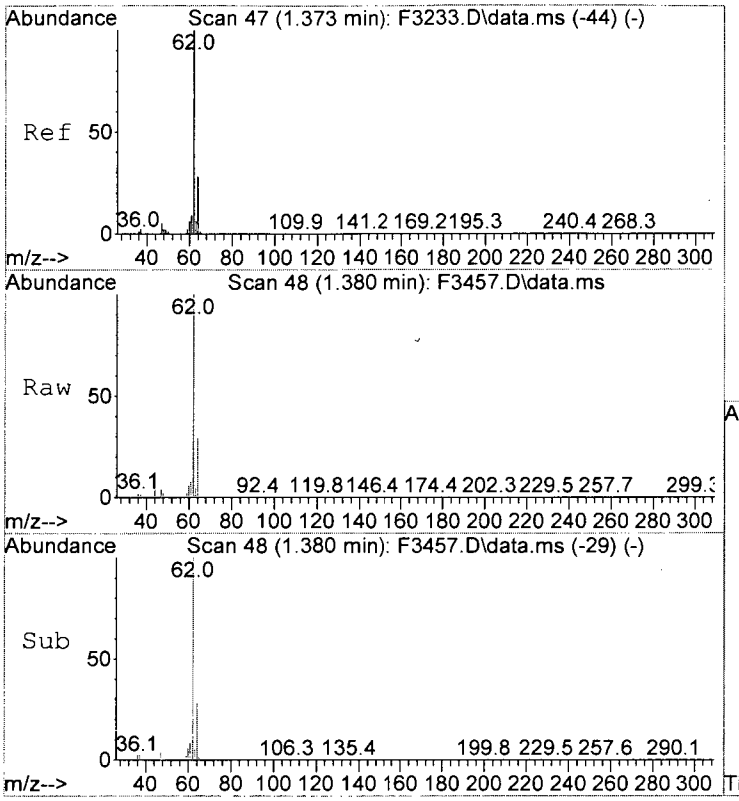

#4
Vinyl Chloride
Concen: 18.43 ug/L
RT: 1.380 min Scan# 48
Delta R.T. 0.000 min
Lab File: F3457.D
Acq: 26 Oct 2015 5:32 pm

Tgt Ion: 62 Resp: 201946

Ion	Ratio	Lower	Upper
62	100		
64	28.7	8.4	48.4

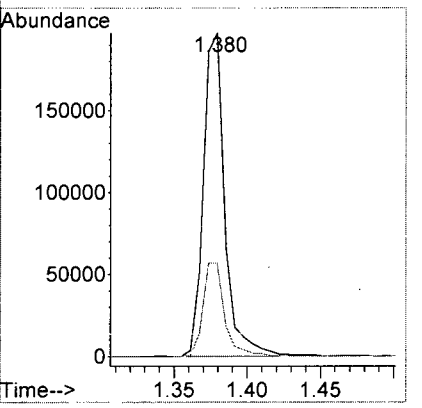

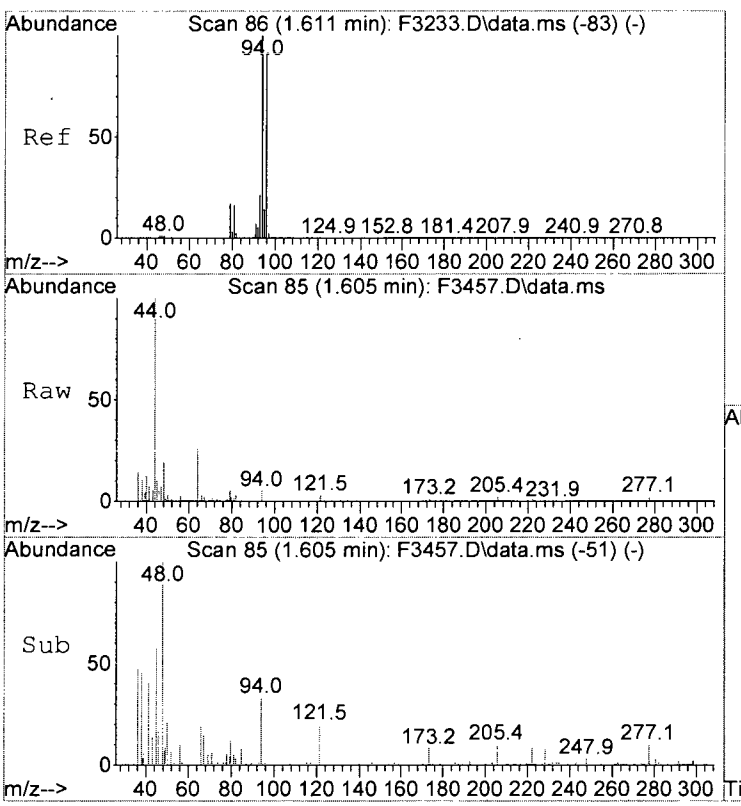

#5
Bromomethane
Concen: Below Cal
RT: 1.605 min Scan# 85
Delta R.T. -0.018 min
Lab File: F3457.D
Acq: 26 Oct 2015 5:32 pm

Tgt Ion: 94 Resp: 267

Ion	Ratio	Lower	Upper
94	100		
96	2.0	71.0	111.0#

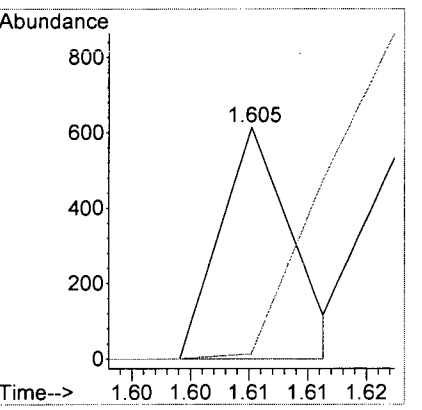

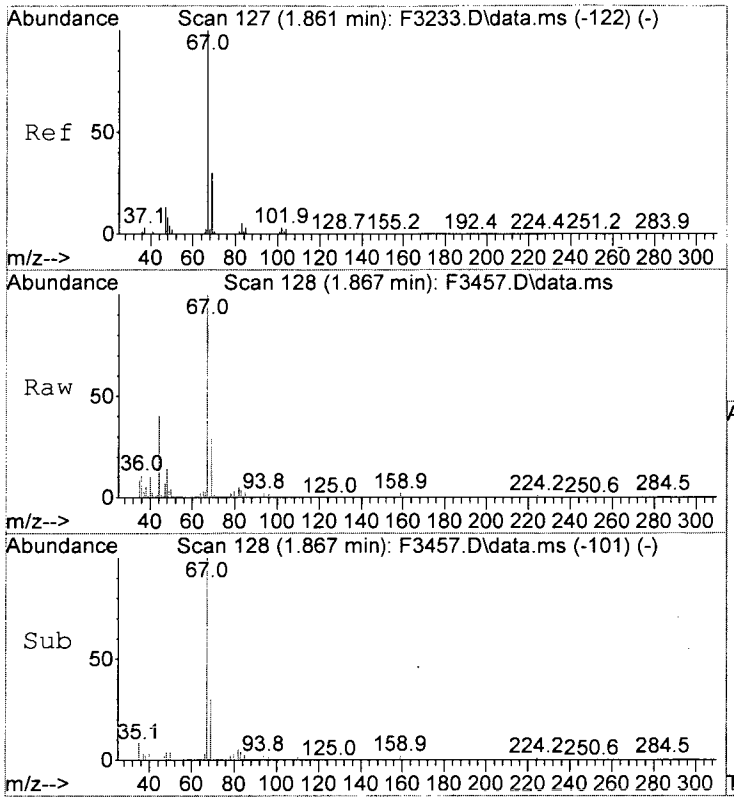

#7
Freon 21
Concen: 1.11 ug/L
RT: 1.867 min Scan# 128
Delta R.T. 0.000 min
Lab File: F3457.D
Acq: 26 Oct 2015 5:32 pm

Tgt Ion: 67 Resp: 14054

Ion	Ratio	Lower	Upper
67	100		
69	30.2	9.8	49.8

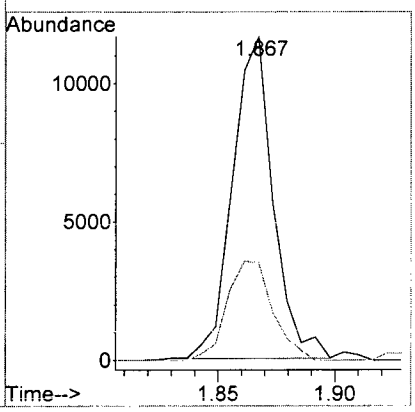

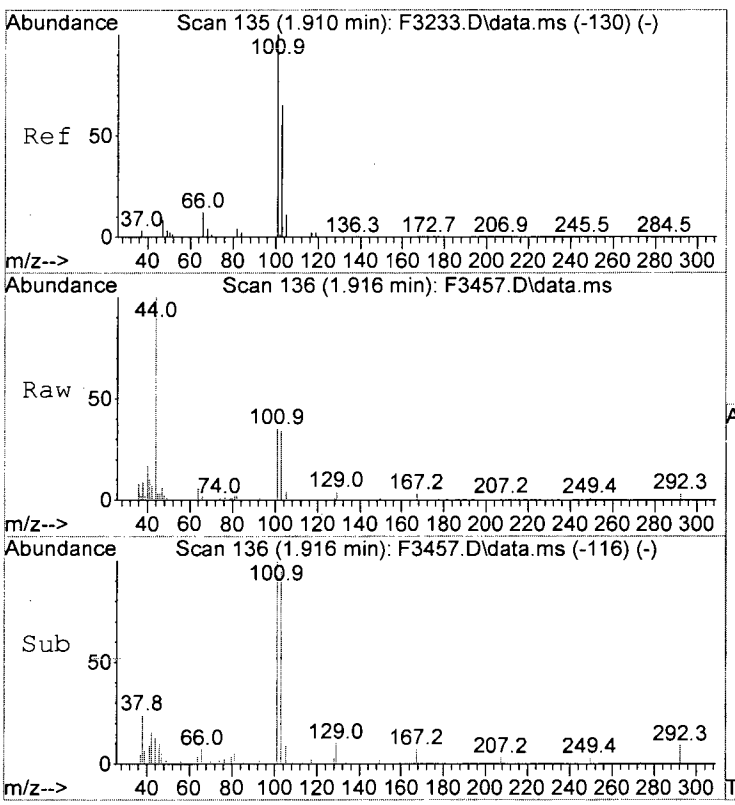

#8
Trichlorofluoromethane
Concen: 0.42 ug/L
RT: 1.916 min Scan# 136
Delta R.T. 0.000 min
Lab File: F3457.D
Acq: 26 Oct 2015 5:32 pm

Tgt Ion:101 Resp: 3918

Ion	Ratio	Lower	Upper
101	100		
103	94.6	44.4	84.4#
66	7.0	0.0	32.9

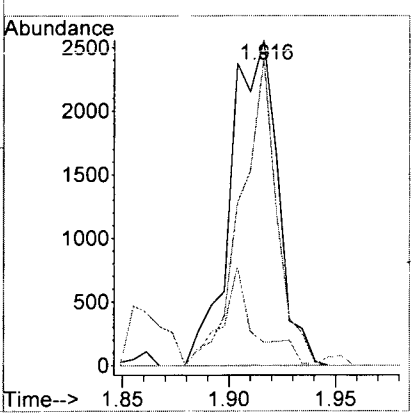

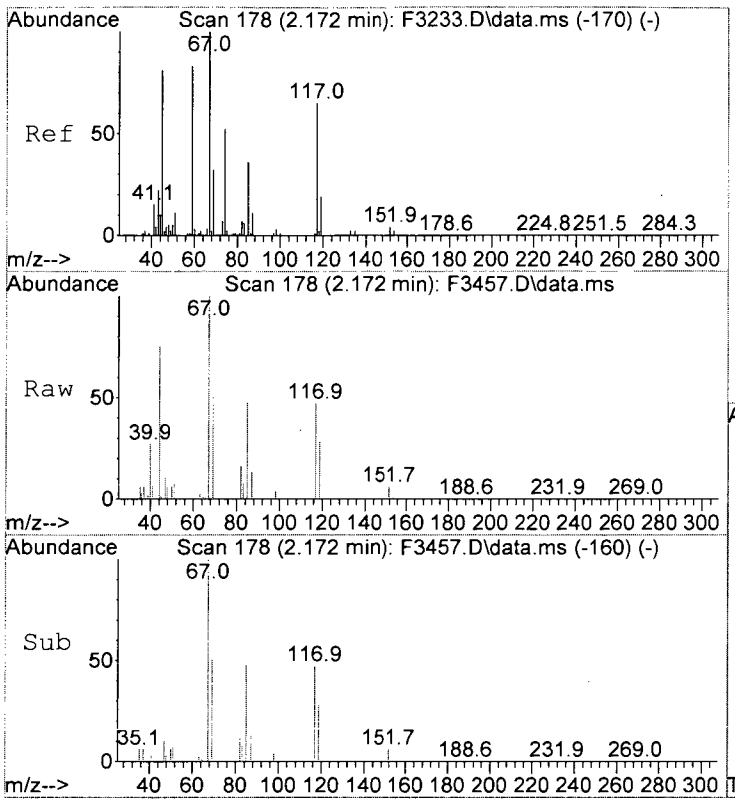

#10
Freon 123a
Concen: 0.91 ug/L
RT: 2.172 min Scan# 178
Delta R.T. -0.006 min
Lab File: F3457.D
Acq: 26 Oct 2015 5:32 pm

Tgt Ion: 67 Resp: 7092

Ion	Ratio	Lower	Upper
67	100		
117	46.8	46.0	86.0

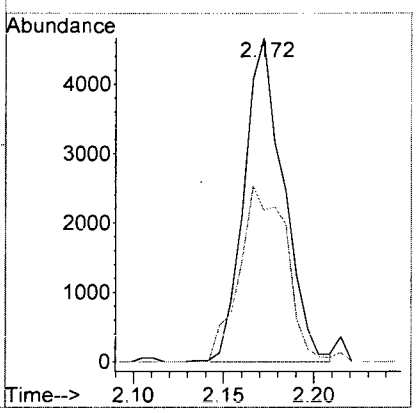

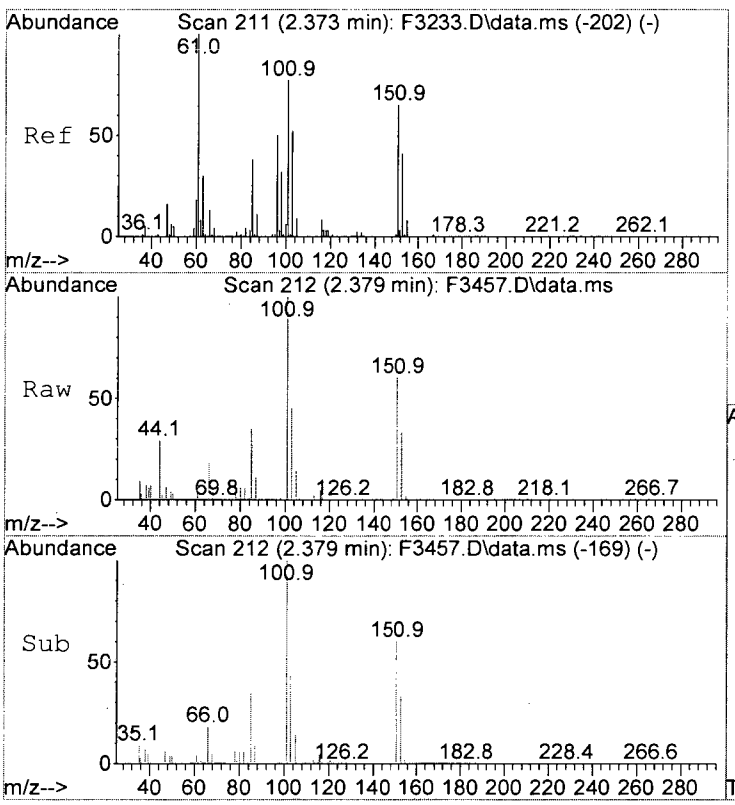

#14
Freon 113
Concen: 2.50 ug/L
RT: 2.379 min Scan# 212
Delta R.T. 0.006 min
Lab File: F3457.D
Acq: 26 Oct 2015 5:32 pm

Tgt Ion:101 Resp: 14566

Ion	Ratio	Lower	Upper
101	100		
151	59.8	64.5	104.5#

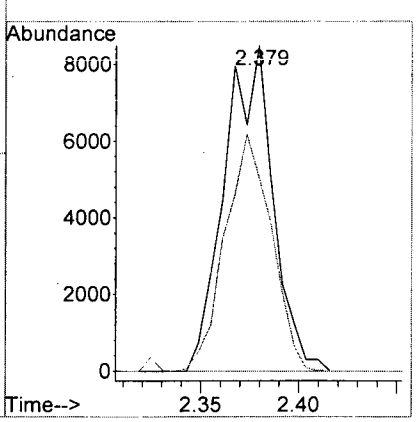

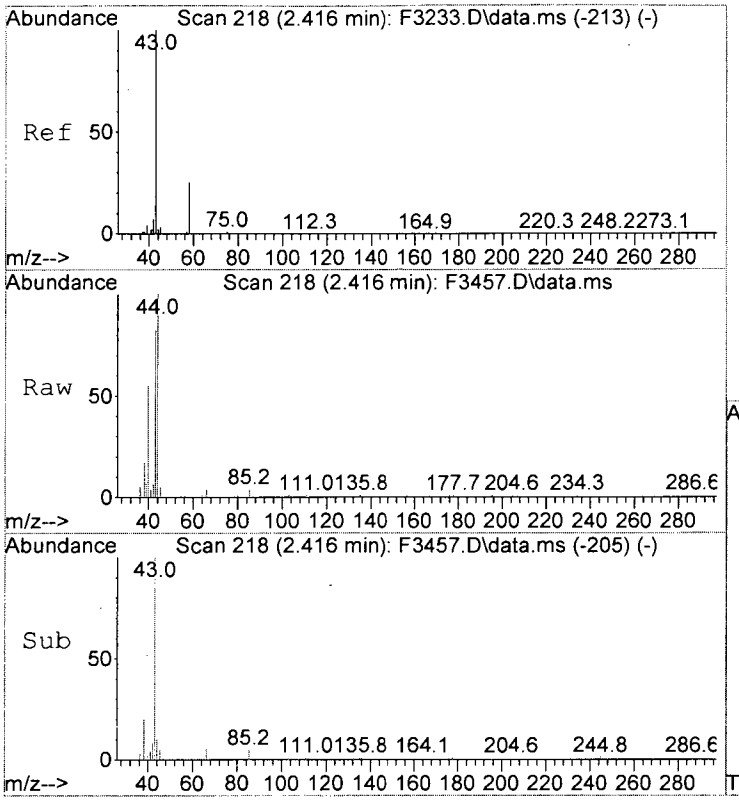

#15
Acetone
Concen: 0.37 ug/L
RT: 2.416 min Scan# 218
Delta R.T. 0.006 min
Lab File: F3457.D
Acq: 26 Oct 2015 5:32 pm

Tgt Ion: 43 Resp: 2161

Ion	Ratio	Lower	Upper
43	100		
58	0.6	4.3	44.3#
42	7.8	0.0	27.3

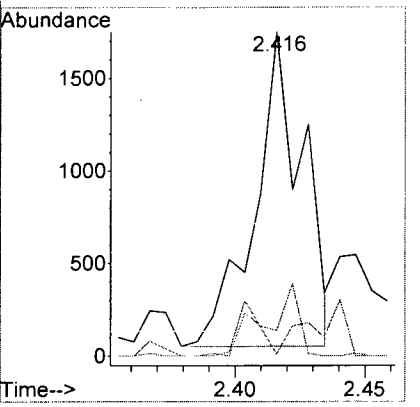

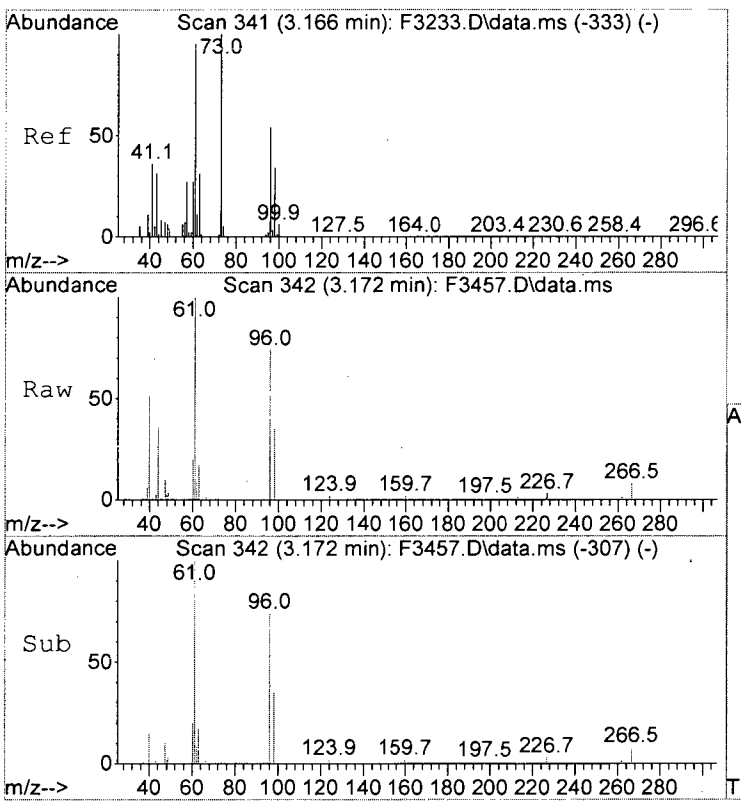

#26
trans-1,2-Dichloroethene
Concen: 0.44 ug/L
RT: 3.172 min Scan# 342
Delta R.T. 0.006 min
Lab File: F3457.D
Acq: 26 Oct 2015 5:32 pm

Tgt Ion: 96 Resp: 2598

Ion	Ratio	Lower	Upper
96	100		
98	47.4	42.3	82.3
61	135.0	155.3	195.3#

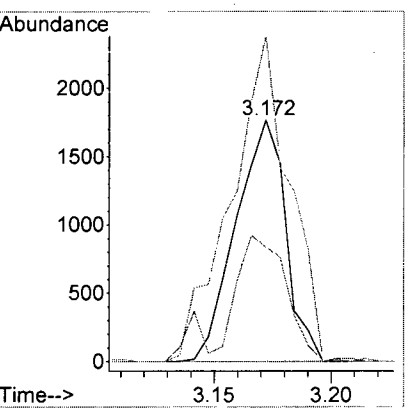



#27
1,1-Diclethane
Concen: 0.92 ug/L
RT: 3.708 min Scan# 430
Delta R.T. 0.006 min
Lab File: F3457.D
Acq: 26 Oct 2015 5:32 pm

Tgt Ion: 63 Resp: 11245

Ion	Ratio	Lower	Upper
63	100		
65	26.5	11.7	51.7
83	15.1	0.0	30.6

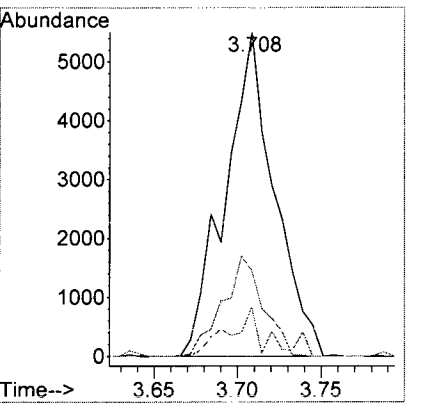

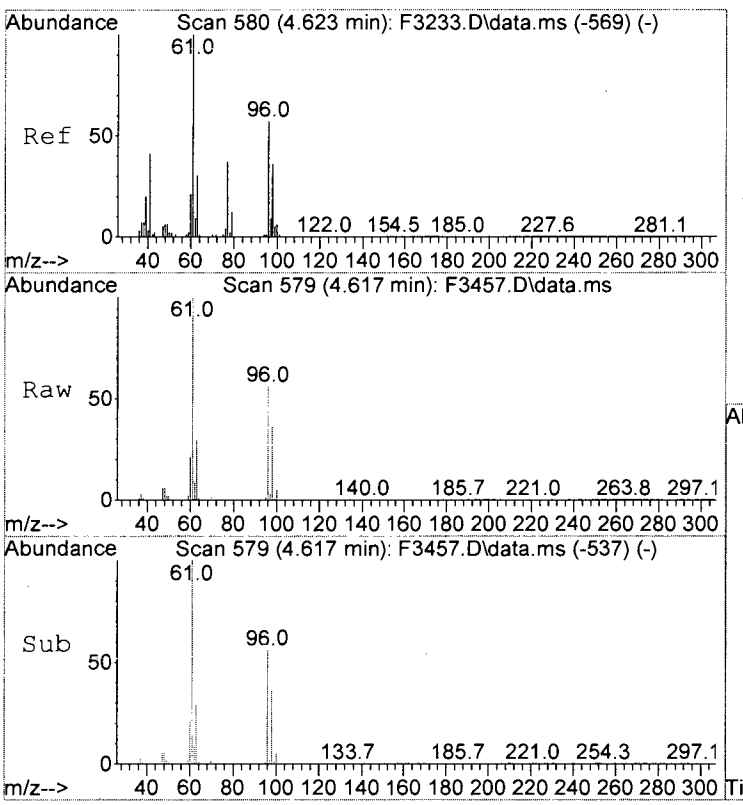

#33
cis-1,2-Dichloroethene
Concen: 66.37 ug/L
RT: 4.617 min Scan# 579
Delta R.T. 0.000 min
Lab File: F3457.D
Acq: 26 Oct 2015 5:32 pm

Tgt Ion: 96 Resp: 440699

Ion	Ratio	Lower	Upper
96	100		
61	177.0	157.0	197.0

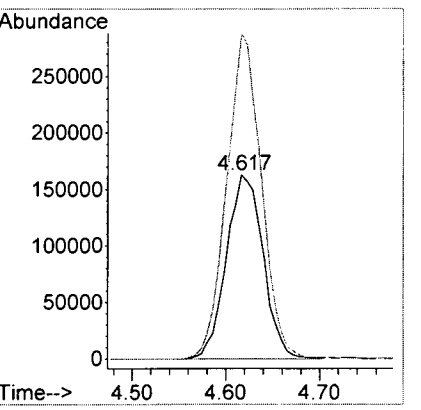

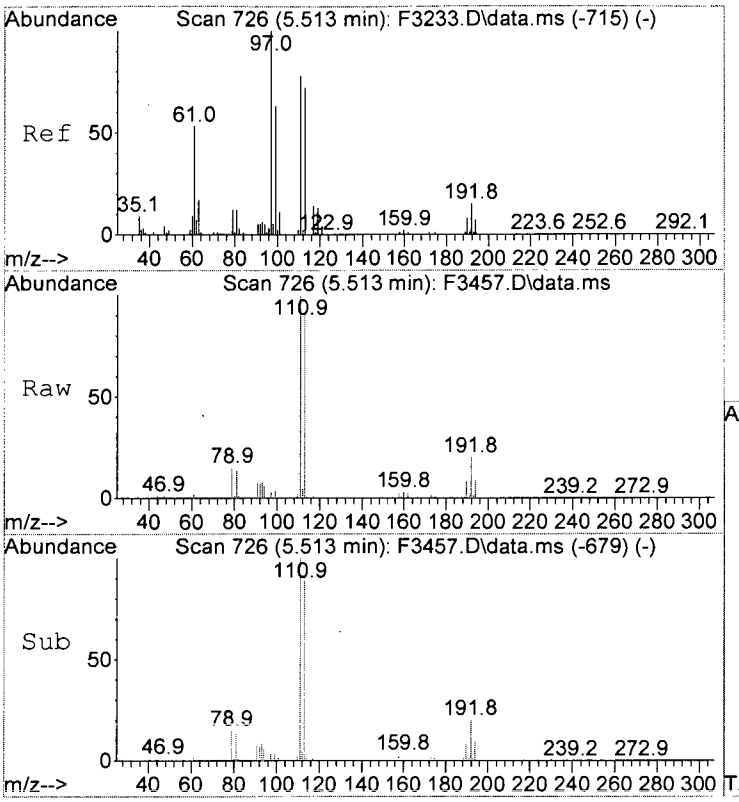

#40
1,1,1-Trichloroethane
Concen: 1.23 ug/L m
RT: 5.513 min Scan# 726
Delta R.T. 0.006 min
Lab File: F3457.D
Acq: 26 Oct 2015 5:32 pm

Tgt Ion: 97 Resp: 10253

Ion	Ratio	Lower	Upper
97	100		
99	75.8	42.8	82.8
61	55.9	33.4	73.4

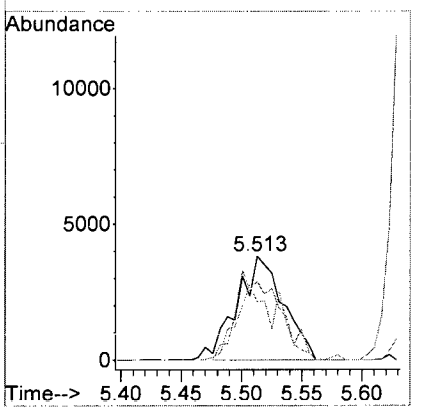

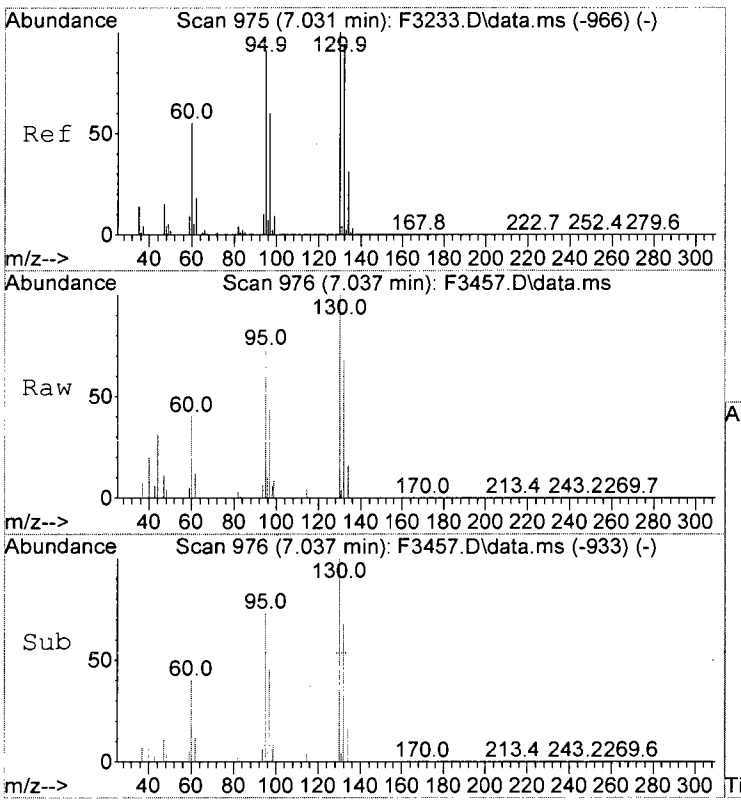

#53
Trichloroethene
Concen: 1.13 ug/L
RT: 7.037 min Scan# 976
Delta R.T. 0.012 min
Lab File: F3457.D
Acq: 26 Oct 2015 5:32 pm

Tgt Ion:130 Resp: 7298

Ion	Ratio	Lower	Upper
130	100		
132	67.9	74.1	114.1#
95	73.3	70.9	110.9
97	45.4	39.7	79.7

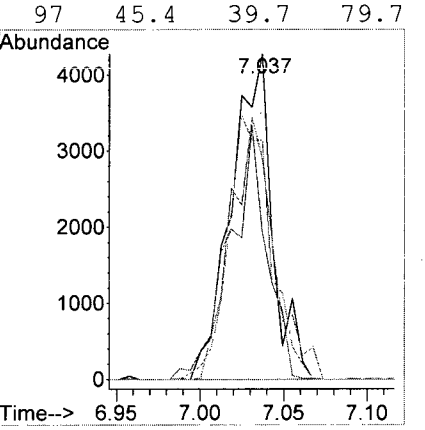

ALS Group USA, Corp. dba ALS Environmental

Analytical Report

Client: CB&I
Project: Textron Wheatfield/Annual Groundwater
Sample Matrix: Water

Service Request: R1509047
Date Collected: 10/21/15 1015
Date Received: 10/22/15
Date Analyzed: 10/23/15 14:56

Sample Name: BAT-EW-3-151021
Lab Code: R1509047-002

Units: µg/L
Basis: NA

Volatile Organic Compounds by GC/MS

Analytical Method: 8260C
Prep Method: EPA 5030C
Data File Name: I:\ACQUDATA\msvoa10\data\102315\F3390.D\

Analysis Lot: 468624
Instrument Name: R-MS-10
Dilution Factor: 10

CAS No.	Analyte Name	Result	Q	MRL	MDL	Note
74-87-3	Chloromethane	10	U	10	2.1	
75-01-4	Vinyl Chloride	**800**		10	3.2	
75-00-3	Chloroethane	10	U	10	2.4	
74-83-9	Bromomethane	10	U	10	2.9	
75-35-4	1,1-Dichloroethene	10	U	10	5.7	
67-64-1	Acetone	50	U	50	13	
75-15-0	Carbon Disulfide	10	U	10	2.2	
75-09-2	Methylene Chloride	10	U	10	6.0	
156-60-5	trans-1,2-Dichloroethene	**8.2**	J	10	3.4	
75-34-3	1,1-Dichloroethane	**14**		10	2.0	
156-59-2	cis-1,2-Dichloroethene	**1300**		10	3.0	
78-93-3	2-Butanone (MEK)	50	U	50	8.2	
67-66-3	Chloroform	10	U	10	2.5	
71-55-6	1,1,1-Trichloroethane	**17**		10	3.6	
56-23-5	Carbon Tetrachloride	10	U	10	4.5	
71-43-2	Benzene	10	U	10	2.0	
107-06-2	1,2-Dichloroethane	10	U	10	3.6	
79-01-6	Trichloroethene	**5.5**	J	10	2.2	
78-87-5	1,2-Dichloropropane	10	U	10	2.0	
75-27-4	Bromodichloromethane	10	U	10	3.2	
10061-01-5	cis-1,3-Dichloropropene	10	U	10	2.4	
108-10-1	4-Methyl-2-pentanone (MIBK)	50	U	50	6.7	
108-88-3	Toluene	10	U	10	2.0	
10061-02-6	trans-1,3-Dichloropropene	10	U	10	2.0	
79-00-5	1,1,2-Trichloroethane	10	U	10	3.5	
127-18-4	Tetrachloroethene	10	U	10	3.0	
591-78-6	2-Hexanone	50	U	50	17	
124-48-1	Dibromochloromethane	10	U	10	3.1	
108-90-7	Chlorobenzene	10	U	10	2.9	
100-41-4	Ethylbenzene	10	U	10	2.0	
179601-23-1	m,p-Xylenes	20	U	20	3.4	
95-47-6	o-Xylene	10	U	10	2.0	
100-42-5	Styrene	10	U	10	2.0	
75-25-2	Bromoform	10	U	10	4.2	
79-34-5	1,1,2,2-Tetrachloroethane	10	U	10	2.5	

ALS Group USA, Corp. dba ALS Environmental

Analytical Report

Client:	CB&I	**Service Request:**	R1509047
Project:	Textron Wheatfield/Annual Groundwater	**Date Collected:**	10/21/15 1015
Sample Matrix:	Water	**Date Received:**	10/22/15
		Date Analyzed:	10/23/15 14:56
Sample Name:	BAT-EW-3-151021	**Units:**	µg/L
Lab Code:	R1509047-002	**Basis:**	NA

Volatile Organic Compounds by GC/MS

Analytical Method:	8260C	**Analysis Lot:**	468624
Prep Method:	EPA 5030C		
Data File Name:	I:\ACQUDATA\msvoa10\data\102315\F3390.D\	**Instrument Name:**	R-MS-10
		Dilution Factor:	10

CAS No.	Analyte Name	Result	Q	MRL	MDL	Note

Surrogate Name	%Rec	Control Limits	Date Analyzed	Q
4-Bromofluorobenzene	99	85-122	10/23/15 14:56	
Toluene-d8	105	87-121	10/23/15 14:56	
Dibromofluoromethane	103	89-119	10/23/15 14:56	

Quantitation Report (QT Reviewed)

Data Path : I:\ACQUDATA\msvoa10\data\102315\
Data File : F3390.D
Acq On : 23 Oct 2015 2:56 pm
Operator : F. Naegler
Sample : R1509047-002|10.0 Inst : MSVOA10
Misc : CBI 13429 T4
ALS Vial : 9 Sample Multiplier: 1

Quant Time: Oct 29 12:10:24 2015
Quant Method : I:\ACQUDATA\MSVOA10\METHODS\W101915.M
Quant Title : MS#10 - 8260B WATERS 10mL Purge
QLast Update : Tue Oct 20 12:01:30 2015
Response via : Initial Calibration

Compound	R.T.	QIon	Response	Conc	Units		Dev(Min)
Internal Standards							
1) Pentafluorobenzene	5.671	168	661466	50.00	ug/L		0.00
41) 1,4-Difluorobenzene	6.714	114	948336	50.00	ug/L		0.00
70) d5-Chlorobenzene	9.957	117	852976	50.00	ug/L		0.00
90) 1,4-Dichlorobenzene-d4	11.987	152	451841	50.00	ug/L		0.00
System Monitoring Compounds							
43) surr4,Dibrflmethane	5.513	113	299294	51.45	ug/L		0.00
Spiked Amount 50.000	Range 89 - 119		Recovery = 102.90%				
46) surr1,1,2-dichloroetha...	6.031	65	426466	54.50	ug/L		0.00
Spiked Amount 50.000	Range 73 - 125		Recovery = 109.00%				
64) SURR3,Toluene-d8	8.488	98	1136751	52.61	ug/L		0.00
Spiked Amount 50.000	Range 87 - 121		Recovery = 105.22%				
69) SURR2,BFB	11.018	95	425804	49.35	ug/L		0.00
Spiked Amount 50.000	Range 85 - 122		Recovery = 98.70%				
Target Compounds							Qvalue
4) Vinyl Chloride	1.379	62	878612	79.54	ug/L		95
5) Bromomethane	1.617	94	422	Below Cal		#	44
7) Freon 21	1.867	67	23963	1.88	ug/L		90
8) Trichlorofluoromethane	1.916	101	2920	0.31	ug/L		94
10) Freon 123a	2.178	67	11318	1.43	ug/L		88
13) 1,1-Diclethene	2.367	96	2224	0.42	ug/L	#	76
14) Freon 113	2.373	101	18683	3.18	ug/L	#	77
15) Acetone	2.422	43	2457	0.41	ug/L		80
26) trans-1,2-Dichloroethene	3.172	96	4879	0.82	ug/L		94
27) 1,1-Diclethane	3.708	63	17513	1.42	ug/L		80
33) cis-1,2-Dichloroethene	4.623	96	891113	133.11	ug/L		93
40) 1,1,1-Trichloroethane	5.525	97	14519	1.73	ug/L		86
53) Trichloroethene	7.025	130	3605	0.55	ug/L	#	87
79) 4-Chlorobenzotrifluoride	10.055	180	2235	0.26	ug/L	#	79

(#) = qualifier out of range (m) = manual integration (+) = signals summed

FW 10/29/15

Quantitation Report (QT Reviewed)

Data Path : I:\ACQUDATA\msvoa10\data\102315\
Data File : F3390.D
Acq On : 23 Oct 2015 2:56 pm
Operator : F. Naegler
Sample : R1509047-002|10.0 Inst : MSVOA10
Misc : CBI 13429 T4
ALS Vial : 9 Sample Multiplier: 1

Quant Time: Oct 29 12:10:24 2015
Quant Method : I:\ACQUDATA\MSVOA10\METHODS\W101915.M
Quant Title : MS#10 - 8260B WATERS 10mL Purge
QLast Update : Tue Oct 20 12:01:30 2015
Response via : Initial Calibration





#4
Vinyl Chloride
Concen: 79.54 ug/L
RT: 1.379 min Scan# 48
Delta R.T. -0.000 min
Lab File: F3390.D
Acq: 23 Oct 2015 2:56 pm

Tgt Ion: 62 Resp: 878612

Ion	Ratio	Lower	Upper
62	100		
64	31.3	8.4	48.4

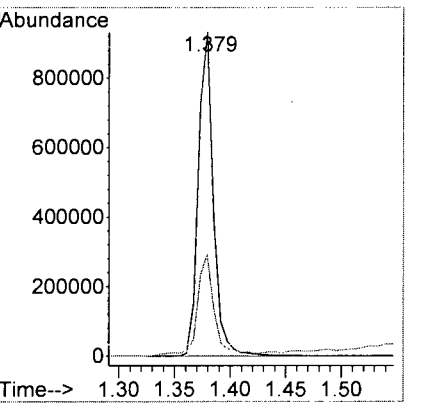

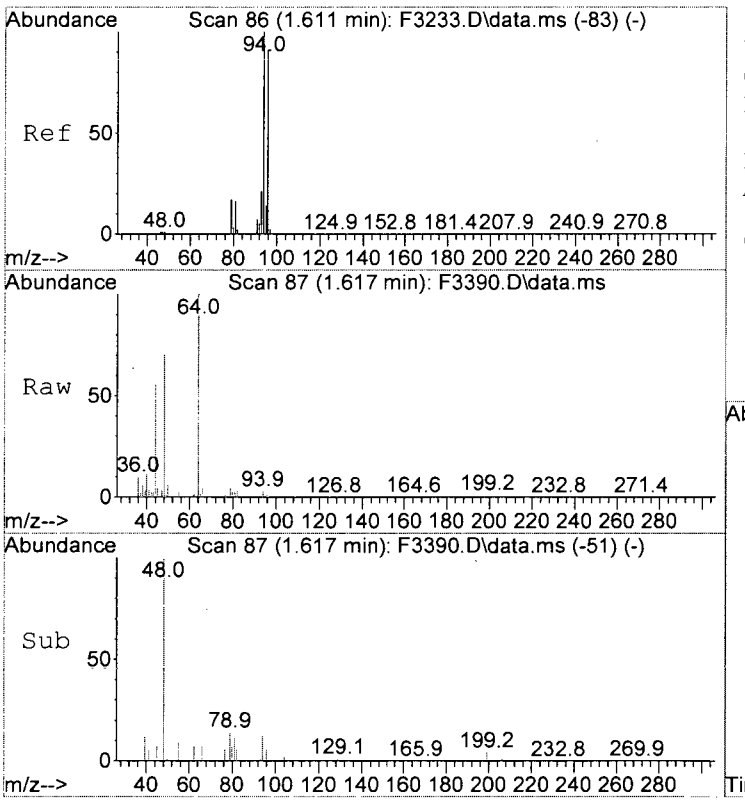

#5
Bromomethane
Concen: Below Cal
RT: 1.617 min Scan# 87
Delta R.T. -0.006 min
Lab File: F3390.D
Acq: 23 Oct 2015 2:56 pm

Tgt Ion: 94 Resp: 422

Ion	Ratio	Lower	Upper
94	100		
96	38.1	71.0	111.0#

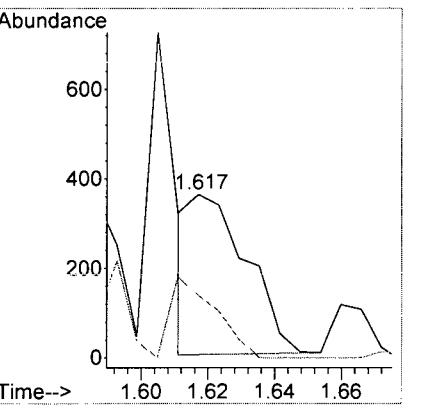



#7
Freon 21
Concen: 1.88 ug/L
RT: 1.867 min Scan# 128
Delta R.T. -0.000 min
Lab File: F3390.D
Acq: 23 Oct 2015 2:56 pm

Tgt Ion: 67 Resp: 23963

Ion	Ratio	Lower	Upper
67	100		
69	35.4	9.8	49.8

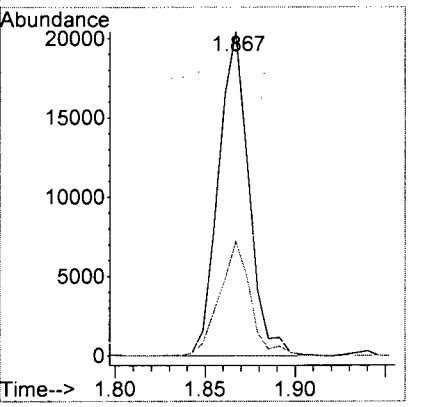

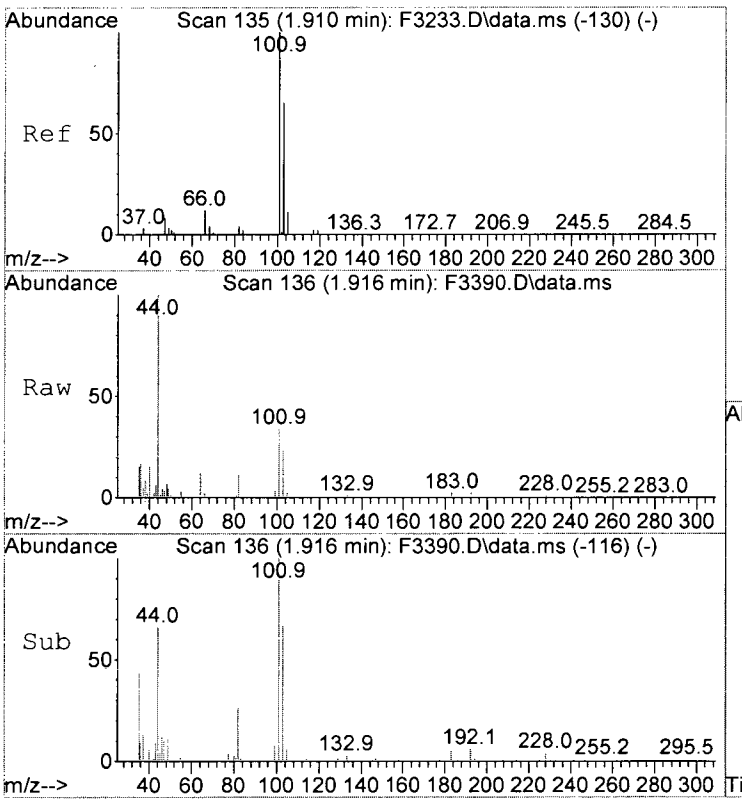

#8
Trichlorofluoromethane
Concen: 0.31 ug/L
RT: 1.916 min Scan# 136
Delta R.T. -0.000 min
Lab File: F3390.D
Acq: 23 Oct 2015 2:56 pm

Tgt Ion:101 Resp: 2920

Ion	Ratio	Lower	Upper
101	100		
103	67.0	44.4	84.4
66	5.1	0.0	32.9

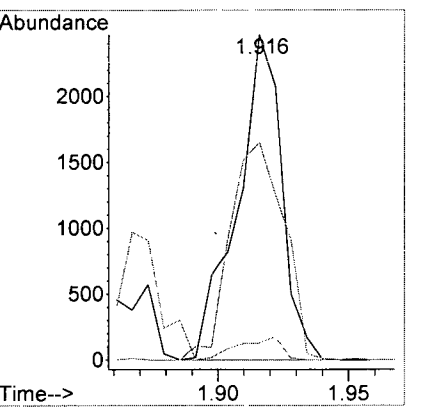

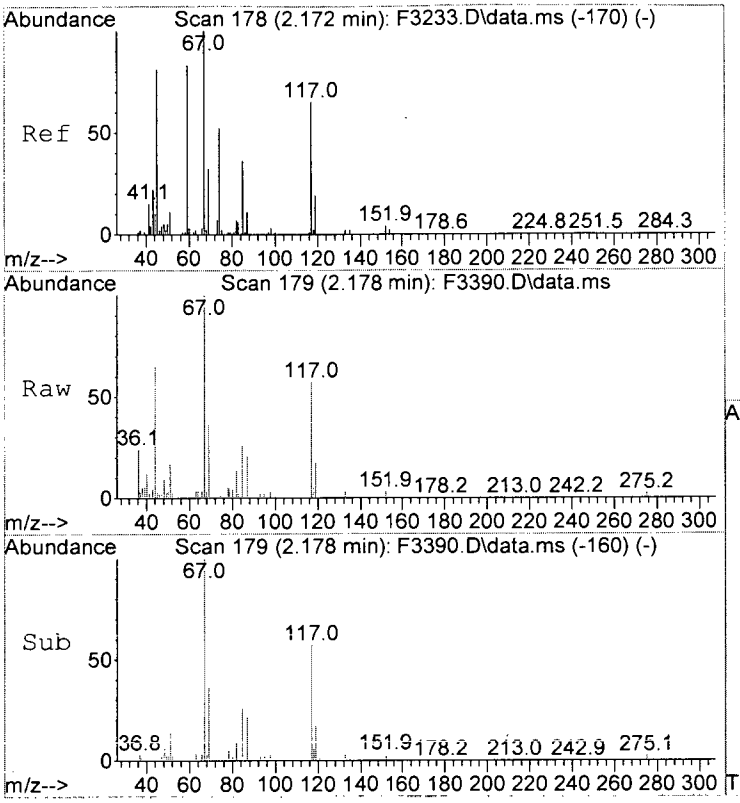

#10
Freon 123a
Concen: 1.43 ug/L
RT: 2.178 min Scan# 179
Delta R.T. -0.000 min
Lab File: F3390.D
Acq: 23 Oct 2015 2:56 pm

Tgt Ion: 67 Resp: 11318

Ion	Ratio	Lower	Upper
67	100		
117	56.6	46.0	86.0

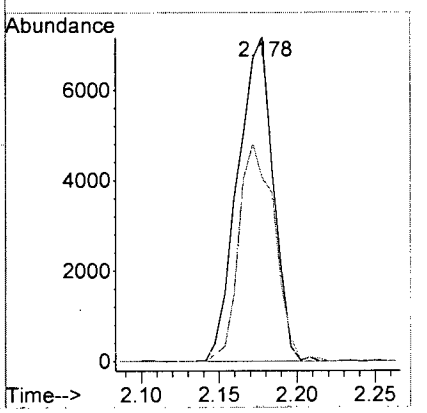

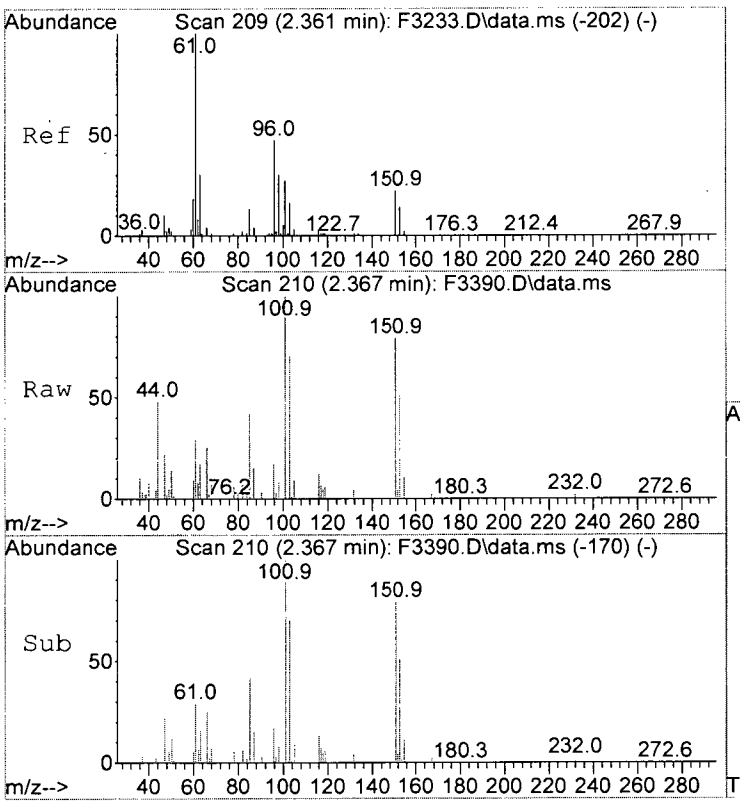

#13
1,1-Diclethene
Concen: 0.42 ug/L
RT: 2.367 min Scan# 210
Delta R.T. -0.006 min
Lab File: F3390.D
Acq: 23 Oct 2015 2:56 pm

Tgt Ion: 96 Resp: 2224

Ion	Ratio	Lower	Upper
96	100		
98	49.5	44.2	84.2
61	172.0	192.7	232.7#

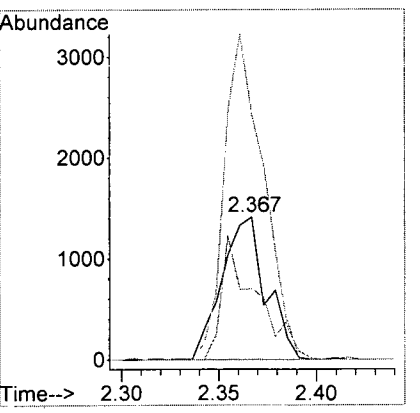

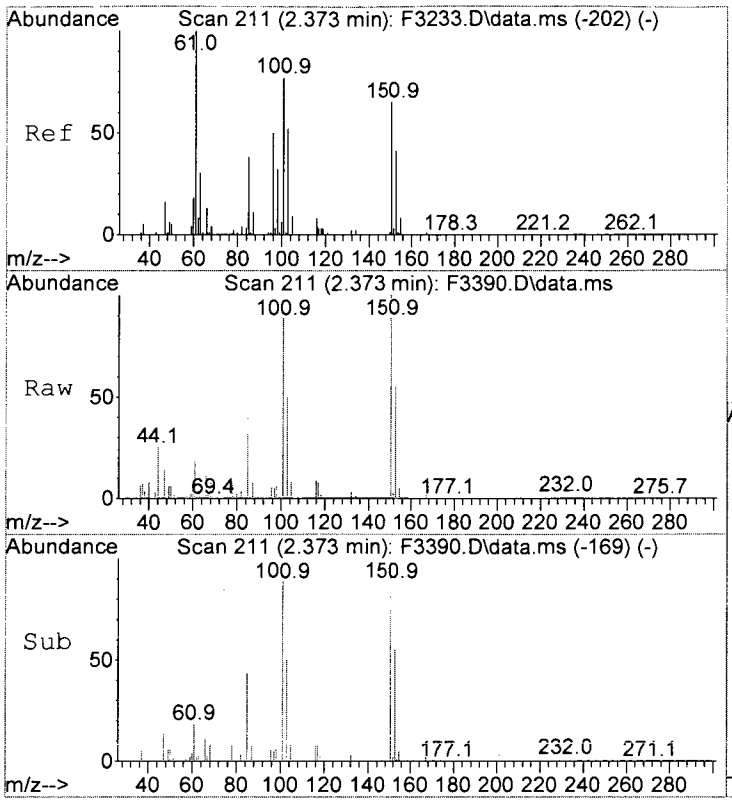

#14
Freon 113
Concen: 3.18 ug/L
RT: 2.373 min Scan# 211
Delta R.T. -0.000 min
Lab File: F3390.D
Acq: 23 Oct 2015 2:56 pm

Tgt Ion:101 Resp: 18683

Ion	Ratio	Lower	Upper
101	100		
151	105.1	64.5	104.5#

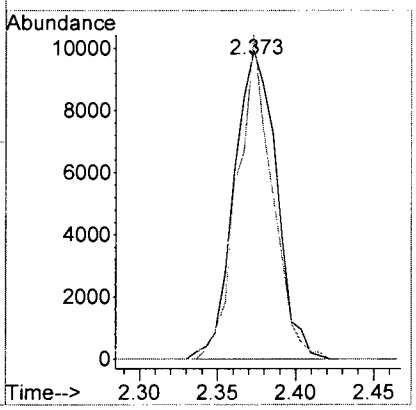

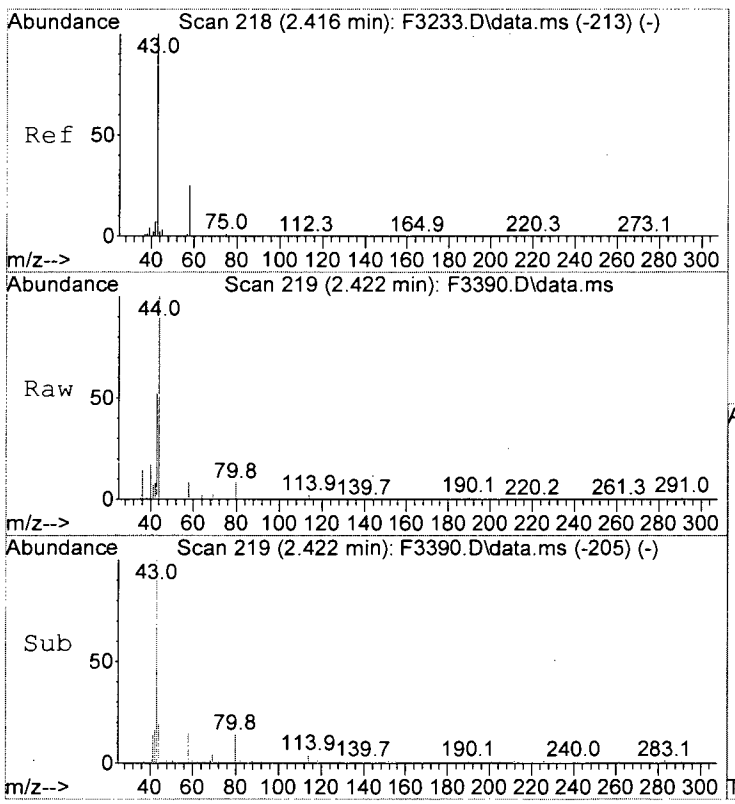

#15
Acetone
Concen: 0.41 ug/L
RT: 2.422 min Scan# 219
Delta R.T. 0.012 min
Lab File: F3390.D
Acq: 23 Oct 2015 2:56 pm

Tgt Ion: 43 Resp: 2457

Ion	Ratio	Lower	Upper
43	100		
58	15.0	4.3	44.3
42	15.8	0.0	27.3

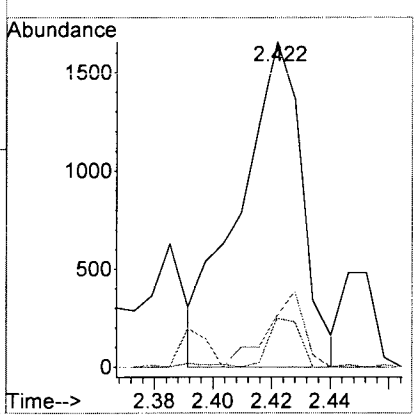

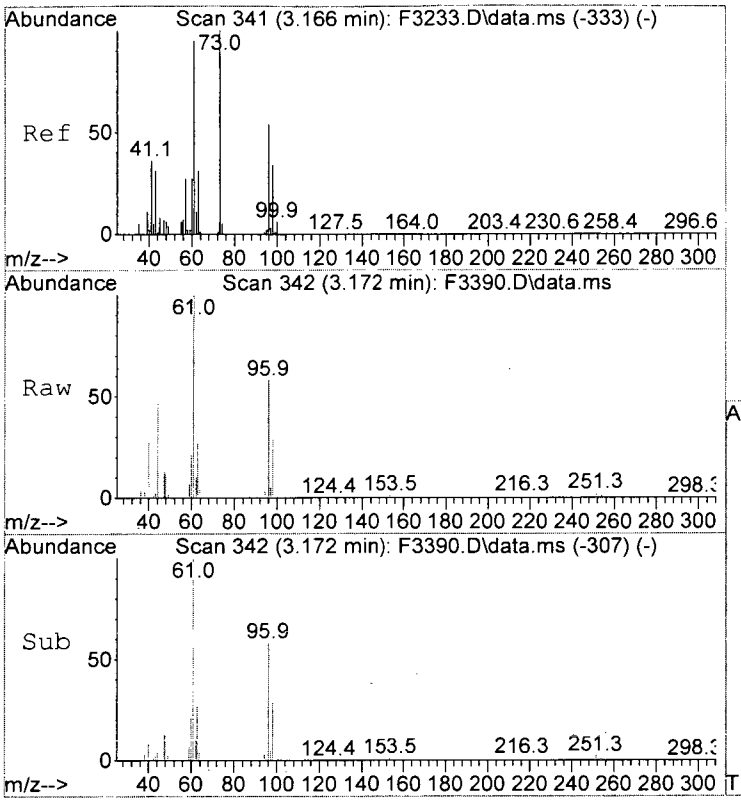

#26
trans-1,2-Dichloroethene
Concen: 0.82 ug/L
RT: 3.172 min Scan# 342
Delta R.T. 0.006 min
Lab File: F3390.D
Acq: 23 Oct 2015 2:56 pm

Tgt Ion: 96 Resp: 4879

Ion	Ratio	Lower	Upper
96	100		
98	49.3	42.3	82.3
61	171.9	155.3	195.3

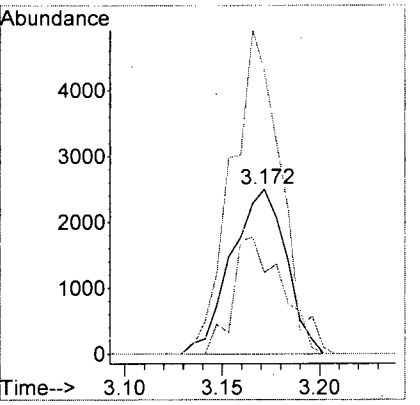

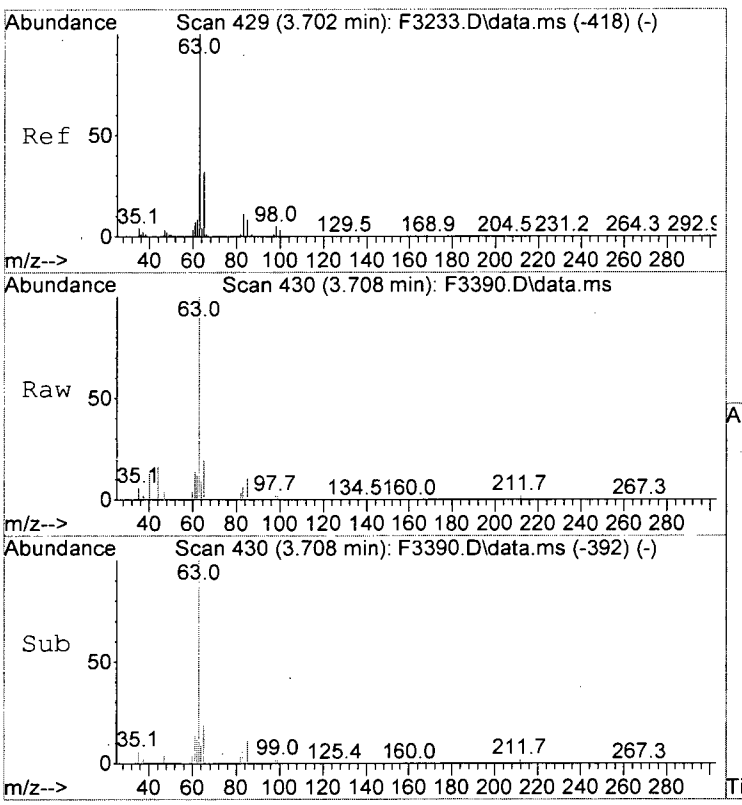

#27
1,1-Diclethane
Concen: 1.42 ug/L
RT: 3.708 min Scan# 430
Delta R.T. 0.006 min
Lab File: F3390.D
Acq: 23 Oct 2015 2:56 pm

Tgt Ion: 63 Resp: 17513

Ion	Ratio	Lower	Upper
63	100		
65	18.8	11.7	51.7
83	6.4	0.0	30.6

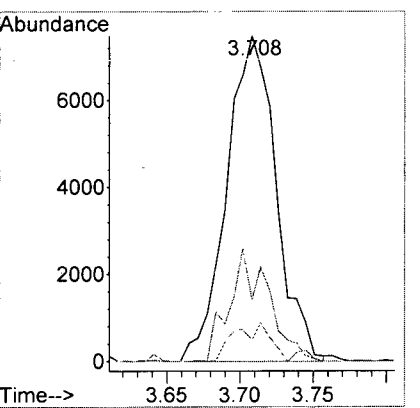

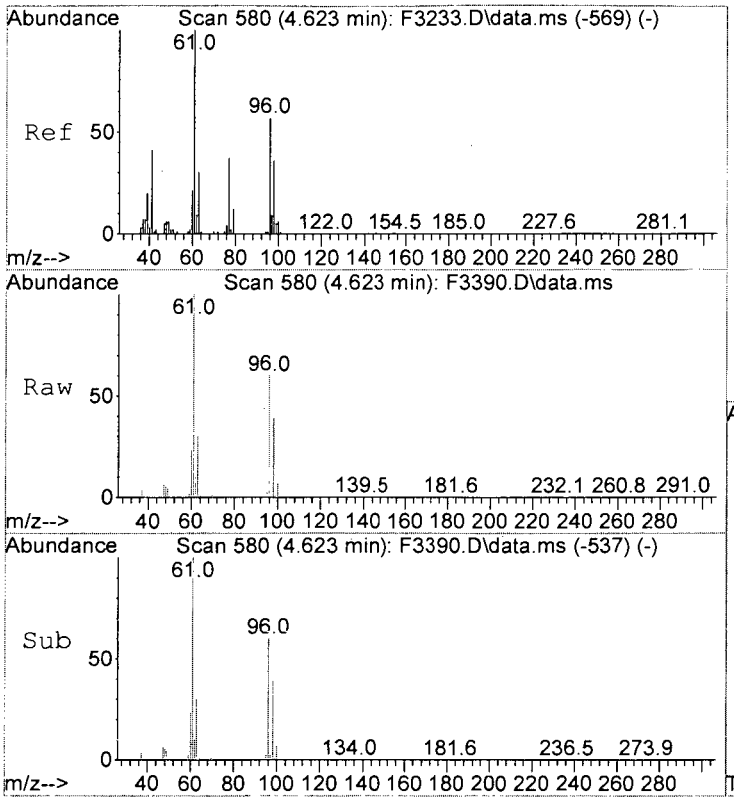

#33
cis-1,2-Dichloroethene
Concen: 133.11 ug/L
RT: 4.623 min Scan# 580
Delta R.T. 0.006 min
Lab File: F3390.D
Acq: 23 Oct 2015 2:56 pm

Tgt Ion: 96 Resp: 891113

Ion	Ratio	Lower	Upper
96	100		
61	167.6	157.0	197.0

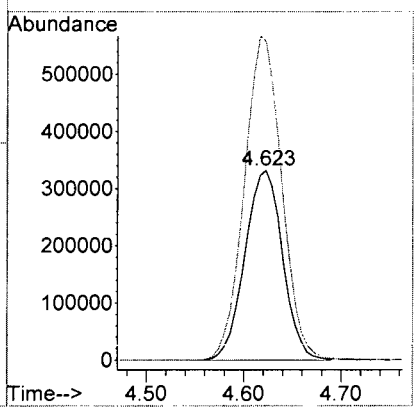

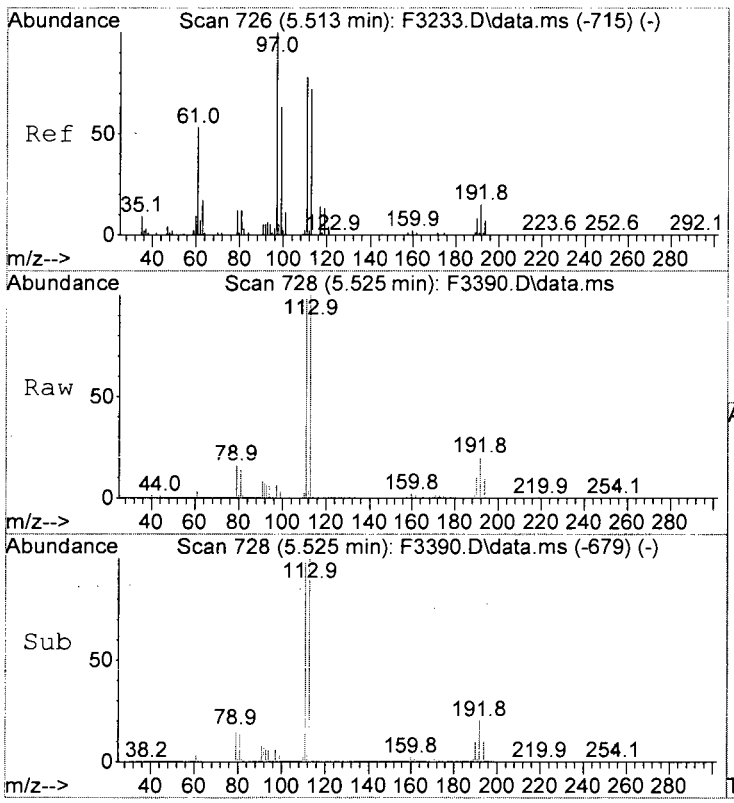

#40
1,1,1-Trichloroethane
Concen: 1.73 ug/L
RT: 5.525 min Scan# 728
Delta R.T. 0.018 min
Lab File: F3390.D
Acq: 23 Oct 2015 2:56 pm

Tgt Ion: 97 Resp: 14519

Ion	Ratio	Lower	Upper
97	100		
99	46.2	42.8	82.8
61	49.2	33.4	73.4

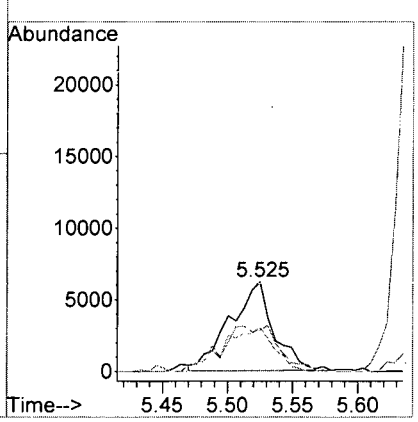

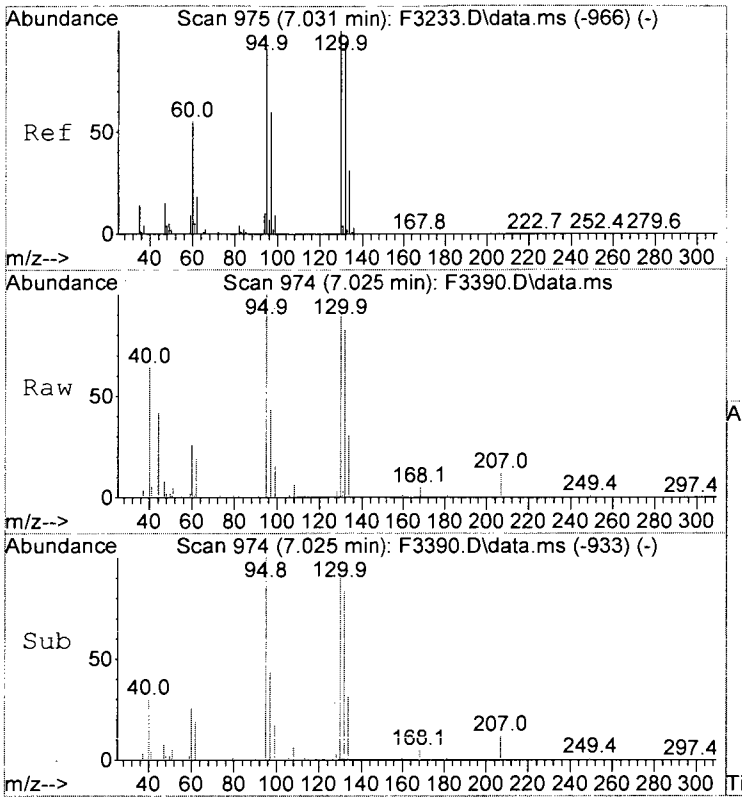

#53
Trichloroethene
Concen: 0.55 ug/L
RT: 7.025 min Scan# 974
Delta R.T. -0.000 min
Lab File: F3390.D
Acq: 23 Oct 2015 2:56 pm

Tgt Ion:130 Resp: 3605

Ion	Ratio	Lower	Upper
130	100		
132	91.7	74.1	114.1
95	111.1	70.9	110.9#
97	47.5	39.7	79.7

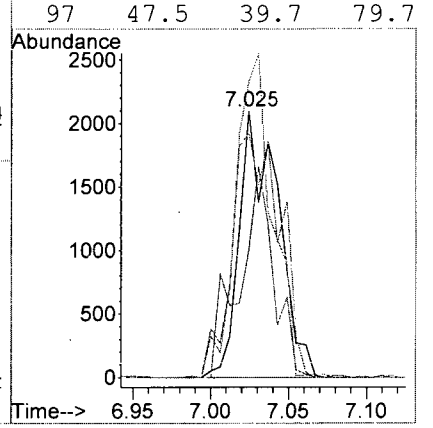

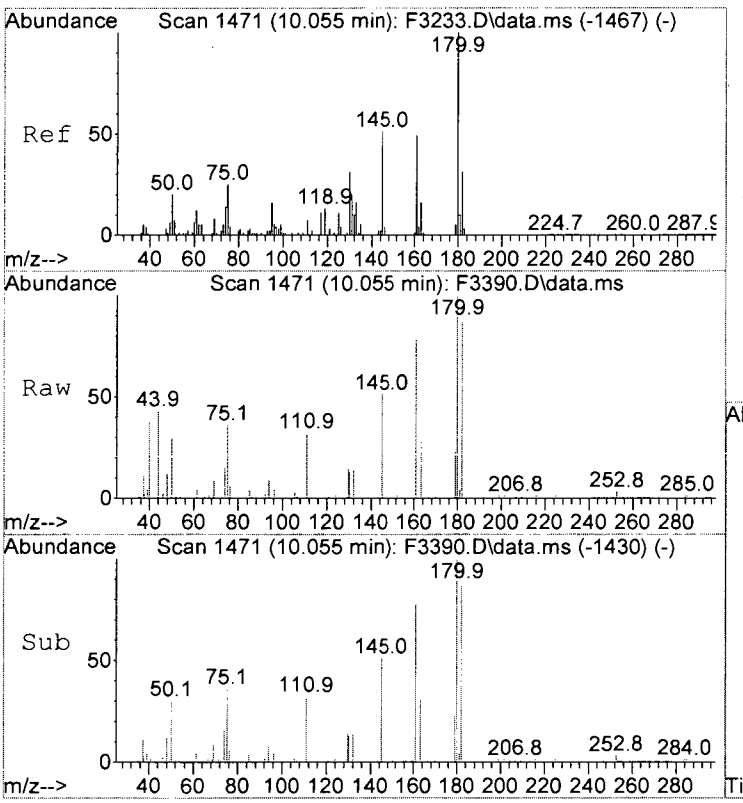

#79
4-Chlorobenzotrifluoride
Concen: 0.26 ug/L
RT: 10.055 min Scan# 1471
Delta R.T. -0.000 min
Lab File: F3390.D
Acq: 23 Oct 2015 2:56 pm

Tgt Ion:180 Resp: 2235

Ion	Ratio	Lower	Upper
180	100		
145	50.9	31.3	71.3
161	78.3	29.2	69.2#

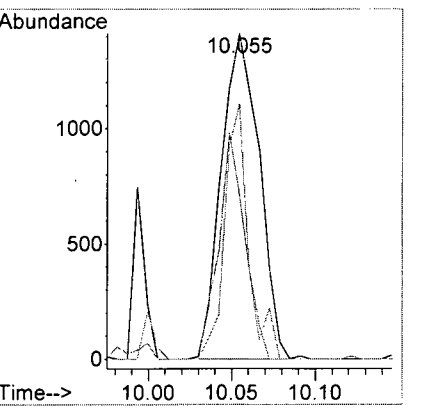

Client:	CB&I	**Service Request:**	R1509047
Project:	Textron Wheatfield/Annual Groundwater	**Date Collected:**	10/21/15 1030
Sample Matrix:	Water	**Date Received:**	10/22/15
		Date Analyzed:	10/23/15 15:21
Sample Name:	BAT-EW-4-151021	**Units:**	µg/L
Lab Code:	R1509047-003	**Basis:**	NA

Volatile Organic Compounds by GC/MS

Analytical Method:	8260C	**Analysis Lot:**	468624
Prep Method:	EPA 5030C		
Data File Name:	I:\ACQUDATA\msvoa10\data\102315\F3391.D\	**Instrument Name:**	R-MS-10
		Dilution Factor:	1

CAS No.	Analyte Name	Result	Q	MRL	MDL	Note
74-87-3	Chloromethane	1.0	U	1.0	0.21	
75-01-4	Vinyl Chloride	**56**		1.0	0.32	
75-00-3	Chloroethane	1.0	U	1.0	0.24	
74-83-9	Bromomethane	1.0	U	1.0	0.29	
75-35-4	1,1-Dichloroethene	1.0	U	1.0	0.57	
67-64-1	Acetone	5.0	U	5.0	1.3	
75-15-0	Carbon Disulfide	**2.4**		1.0	0.22	
75-09-2	Methylene Chloride	1.0	U	1.0	0.60	
156-60-5	trans-1,2-Dichloroethene	**1.3**		1.0	0.33	
75-34-3	1,1-Dichloroethane	**1.1**		1.0	0.20	
156-59-2	cis-1,2-Dichloroethene	**34**		1.0	0.30	
78-93-3	2-Butanone (MEK)	5.0	U	5.0	0.81	
67-66-3	Chloroform	1.0	U	1.0	0.25	
71-55-6	1,1,1-Trichloroethane	**1.1**		1.0	0.36	
56-23-5	Carbon Tetrachloride	1.0	U	1.0	0.45	
71-43-2	Benzene	1.0	U	1.0	0.20	
107-06-2	1,2-Dichloroethane	1.0	U	1.0	0.36	
79-01-6	Trichloroethene	**0.77**	J	1.0	0.22	
78-87-5	1,2-Dichloropropane	1.0	U	1.0	0.20	
75-27-4	Bromodichloromethane	1.0	U	1.0	0.32	
10061-01-5	cis-1,3-Dichloropropene	1.0	U	1.0	0.24	
108-10-1	4-Methyl-2-pentanone (MIBK)	5.0	U	5.0	0.67	
108-88-3	Toluene	1.0	U	1.0	0.20	
10061-02-6	trans-1,3-Dichloropropene	1.0	U	1.0	0.20	
79-00-5	1,1,2-Trichloroethane	1.0	U	1.0	0.34	
127-18-4	Tetrachloroethene	1.0	U	1.0	0.30	
591-78-6	2-Hexanone	5.0	U	5.0	1.7	
124-48-1	Dibromochloromethane	1.0	U	1.0	0.31	
108-90-7	Chlorobenzene	1.0	U	1.0	0.29	
100-41-4	Ethylbenzene	1.0	U	1.0	0.20	
179601-23-1	m,p-Xylenes	2.0	U	2.0	0.33	
95-47-6	o-Xylene	1.0	U	1.0	0.20	
100-42-5	Styrene	1.0	U	1.0	0.20	
75-25-2	Bromoform	1.0	U	1.0	0.42	
79-34-5	1,1,2,2-Tetrachloroethane	1.0	U	1.0	0.25	

Client:	CB&I	**Service Request:**	R1509047
Project:	Textron Wheatfield/Annual Groundwater	**Date Collected:**	10/21/15 1030
Sample Matrix:	Water	**Date Received:**	10/22/15
		Date Analyzed:	10/23/15 15:21
Sample Name:	BAT-EW-4-151021	**Units:**	µg/L
Lab Code:	R1509047-003	**Basis:**	NA

Volatile Organic Compounds by GC/MS

Analytical Method:	8260C	**Analysis Lot:**	468624
Prep Method:	EPA 5030C		
Data File Name:	I:\ACQUDATA\msvoa10\data\102315\F3391.D\	**Instrument Name:**	R-MS-10
		Dilution Factor:	1

CAS No.	Analyte Name	Result	Q	MRL	MDL	Note

Surrogate Name	%Rec	Control Limits	Date Analyzed	Q
4-Bromofluorobenzene	101	85-122	10/23/15 15:21	
Toluene-d8	103	87-121	10/23/15 15:21	
Dibromofluoromethane	101	89-119	10/23/15 15:21	

Quantitation Report (QT Reviewed)

Data Path : I:\ACQUDATA\msvoa10\data\102315\
Data File : F3391.D
Acq On : 23 Oct 2015 3:21 pm
Operator : F. Naegler
Sample : R1509047-003|1.0 Inst : MSVOA10
Misc : CBI 13429 T4
ALS Vial : 10 Sample Multiplier: 1

Quant Time: Oct 29 12:16:10 2015
Quant Method : I:\ACQUDATA\MSVOA10\METHODS\W101915.M
Quant Title : MS#10 - 8260B WATERS 10mL Purge
QLast Update : Tue Oct 20 12:01:30 2015
Response via : Initial Calibration

Compound	R.T.	QIon	Response	Conc	Units		Dev(Min)
Internal Standards							
1) Pentafluorobenzene	5.665	168	654520	50.00	ug/L		0.00
41) 1,4-Difluorobenzene	6.714	114	964812	50.00	ug/L		0.00
70) d5-Chlorobenzene	9.957	117	855653	50.00	ug/L		0.00
90) 1,4-Dichlorobenzene-d4	11.987	152	454761	50.00	ug/L		0.00
System Monitoring Compounds							
43) surr4,Dibrflmethane	5.519	113	299143	50.54	ug/L		0.00
Spiked Amount 50.000	Range 89 - 119		Recovery = 101.08%				
46) surr1,1,2-dichloroetha...	6.031	65	429177	53.91	ug/L		0.00
Spiked Amount 50.000	Range 73 - 125		Recovery = 107.82%				
64) SURR3,Toluene-d8	8.488	98	1131279	51.46	ug/L		0.00
Spiked Amount 50.000	Range 87 - 121		Recovery = 102.92%				
69) SURR2,BFB	11.018	95	442077	50.36	ug/L		0.00
Spiked Amount 50.000	Range 85 - 122		Recovery = 100.72%				
Target Compounds							Qvalue
4) Vinyl Chloride	1.379	62	613994	56.18	ug/L		74
5) Bromomethane	1.605	94	665	Below Cal		#	14
7) Freon 21	1.867	67	25173	1.99	ug/L		99
10) Freon 123a	2.172	67	6482	0.83	ug/L		88
14) Freon 113	2.373	101	8589	1.48	ug/L		79
15) Acetone	2.416	43	3027	0.51	ug/L		84
18) Carbon Disulfide	2.568	76	37120m	2.43	ug/L		
26) trans-1,2-Dichloroethene	3.166	96	7486	1.27	ug/L		100
27) 1,1-Diclethane	3.714	63	12870m	1.05	ug/L		
33) cis-1,2-Dichloroethene	4.623	96	227665	34.37	ug/L	#	81
40) 1,1,1-Trichloroethane	5.513	97	9314m	1.12	ug/L		
53) Trichloroethene	7.025	130	5088	0.77	ug/L	#	80
79) 4-Chlorobenzotrifluoride	10.048	180	2062	0.24	ug/L	#	81

(#) = qualifier out of range (m) = manual integration (+) = signals summed

FN 10/29/15

KF 10/29/15

Quantitation Report (Qedit)

Data Path : I:\ACQUDATA\msvoa10\data\102315\
Data File : F3391.D
Acq On : 23 Oct 2015 3:21 pm
Operator : F. Naegler
Sample : R1509047-003|1.0 Inst : MSVOA10
Misc : CBI 13429 T4
ALS Vial : 10 Sample Multiplier: 1

Quant Time: Oct 23 15:35:43 2015
Quant Method : I:\ACQUDATA\MSVOA10\METHODS\W101915.M
Quant Title : MS#10 - 8260B WATERS 10mL Purge
QLast Update : Tue Oct 20 12:01:30 2015
Response via : Initial Calibration

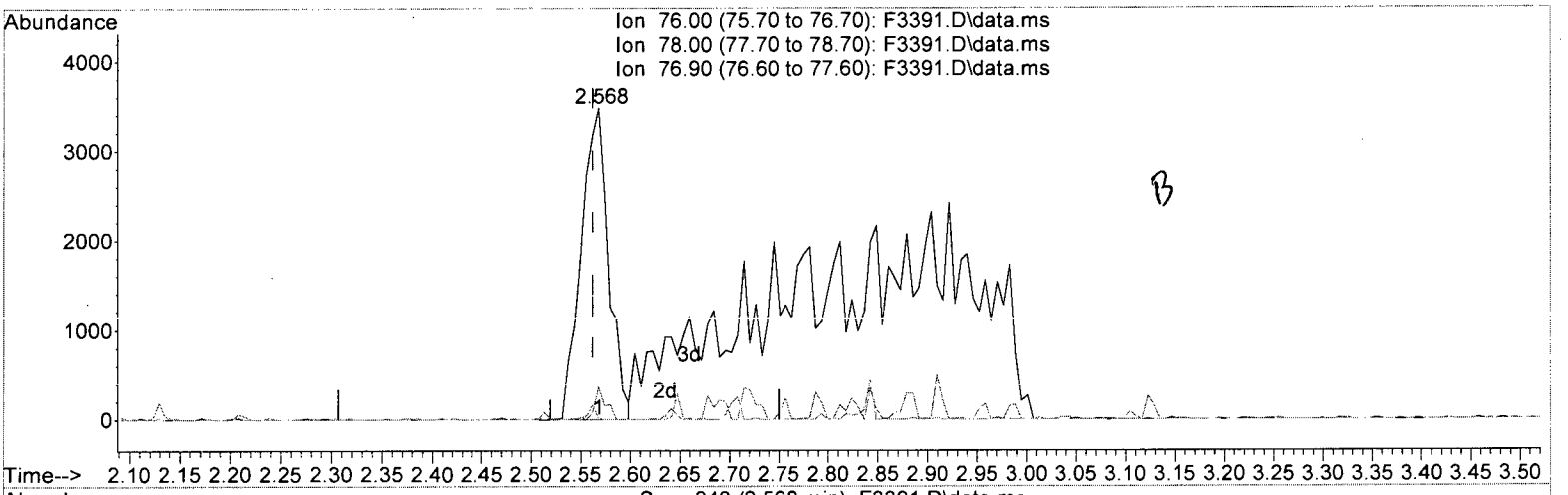

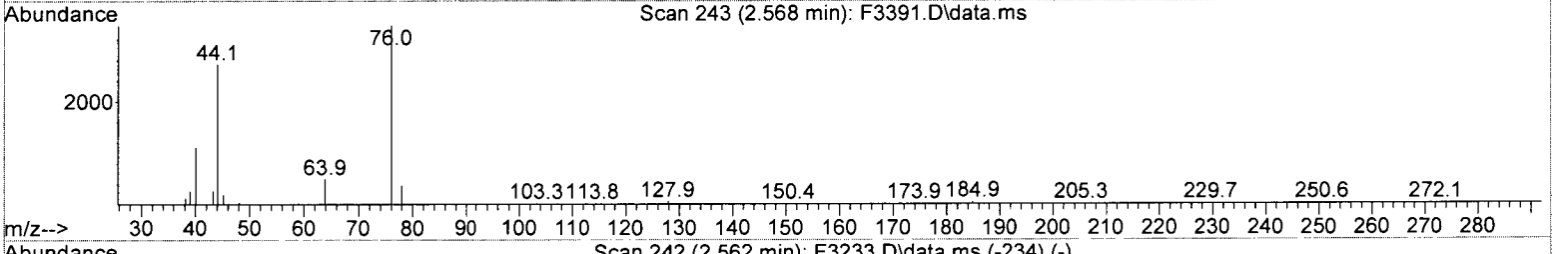

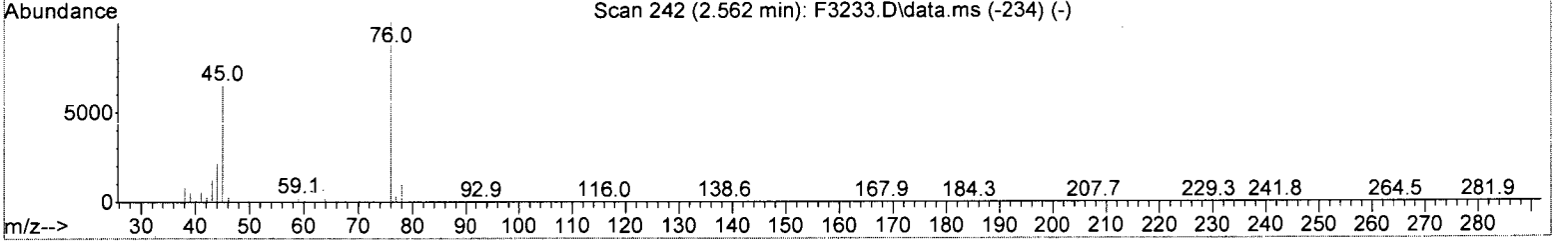

TIC: F3391.D\data.ms

(18) Carbon Disulfide (P)

2.568min (+0.006) 0.44 ug/L

response 6695

Ion	Exp%	Act%
76.00	100	100
78.00	9.40	10.67
76.90	2.70	0.55
0.00	0.00	0.00

Quantitation Report (Qedit)

Data Path : I:\ACQUDATA\msvoa10\data\102315\
Data File : F3391.D
Acq On : 23 Oct 2015 3:21 pm
Operator : F. Naegler
Sample : R1509047-003|1.0 Inst : MSVOA10
Misc : CBI 13429 T4
ALS Vial : 10 Sample Multiplier: 1

Quant Time: Oct 23 15:35:43 2015
Quant Method : I:\ACQUDATA\MSVOA10\METHODS\W101915.M
Quant Title : MS#10 - 8260B WATERS 10mL Purge
QLast Update : Tue Oct 20 12:01:30 2015
Response via : Initial Calibration

*baseline ↑ due to sulfurdioxide.

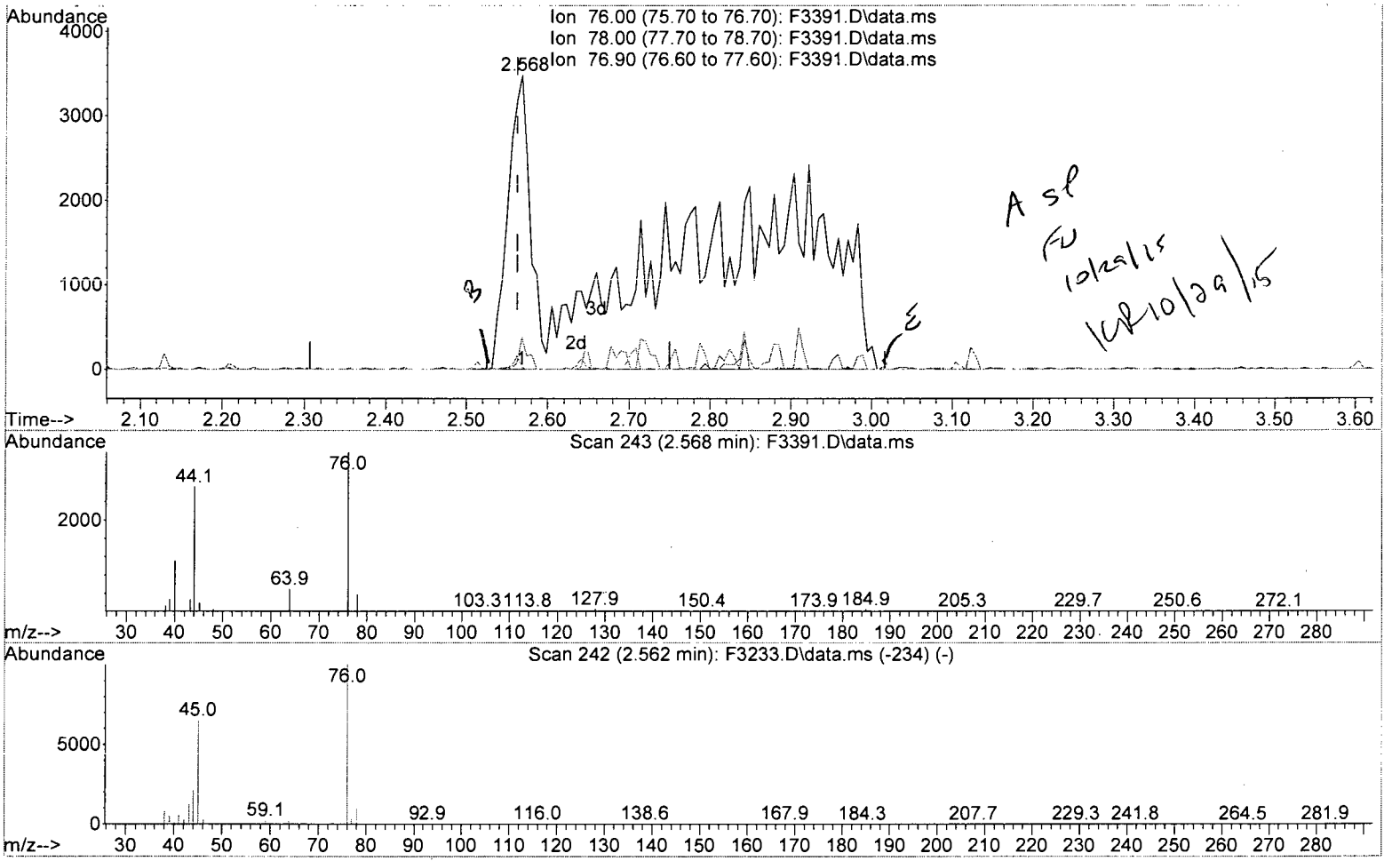

A sp
FV
10/29/15
ICP 10/29/15

TIC: F3391.D\data.ms

(18) Carbon Disulfide (P)

2.568min (+0.006) 2.43 ug/L m

response 37120

Ion	Exp%	Act%
76.00	100	100
78.00	9.40	10.67
76.90	2.70	0.55
0.00	0.00	0.00

Data Path : I:\ACQUDATA\msvoa10\data\102315\
Data File : F3391.D
Acq On : 23 Oct 2015 3:21 pm
Operator : F. Naegler
Sample : R1509047-003|1.0 Inst : MSVOA10
Misc : CBI 13429 T4
ALS Vial : 10 Sample Multiplier: 1

Quant Time: Oct 23 15:35:43 2015
Quant Method : I:\ACQUDATA\MSVOA10\METHODS\W101915.M
Quant Title : MS#10 - 8260B WATERS 10mL Purge
QLast Update : Tue Oct 20 12:01:30 2015
Response via : Initial Calibration

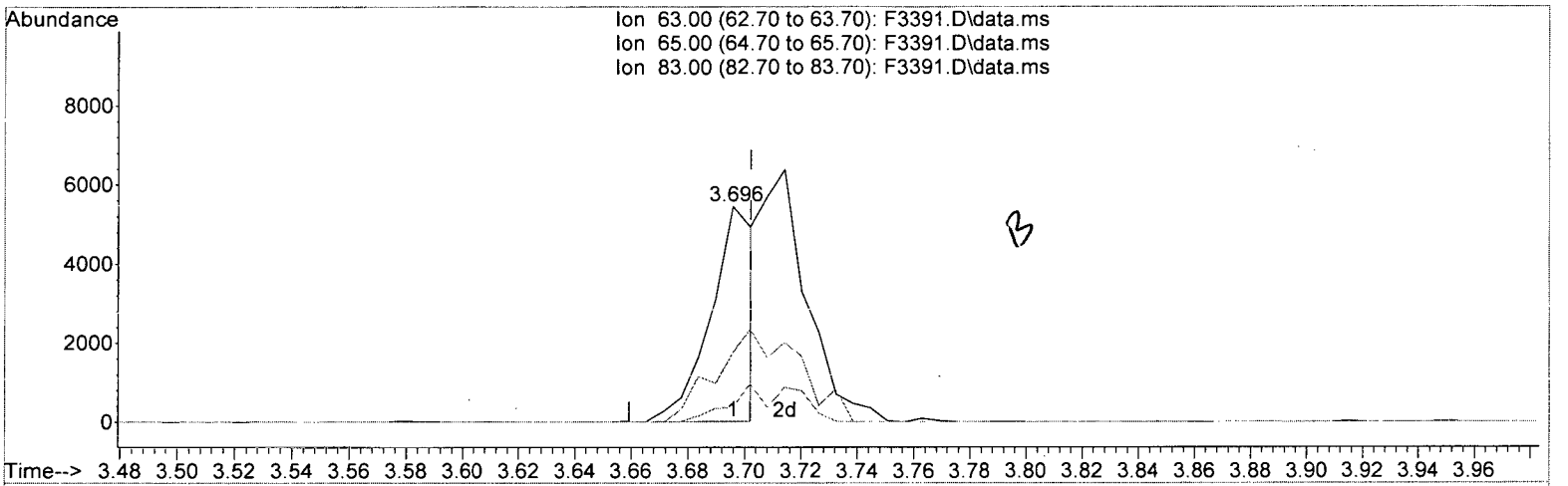

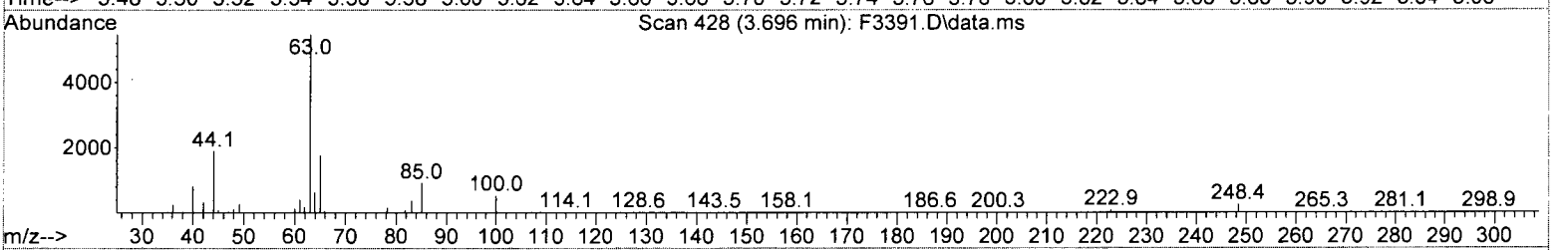



TIC: F3391.D\data.ms

(27) 1,1-Diclethane (P)

3.696min (-0.006) 0.48 ug/L

response 5837

Ion	Exp%	Act%
63.00	100	100
65.00	31.70	32.15
83.00	10.60	6.84
0.00	0.00	0.00

Data Path : I:\ACQUDATA\msvoa10\data\102315\
Data File : F3391.D
Acq On : 23 Oct 2015 3:21 pm
Operator : F. Naegler
Sample : R1509047-003|1.0 Inst : MSVOA10
Misc : CBI 13429 T4
ALS Vial : 10 Sample Multiplier: 1

Quant Time: Oct 23 15:35:43 2015
Quant Method : I:\ACQUDATA\MSVOA10\METHODS\W101915.M
Quant Title : MS#10 - 8260B WATERS 10mL Purge
QLast Update : Tue Oct 20 12:01:30 2015
Response via : Initial Calibration

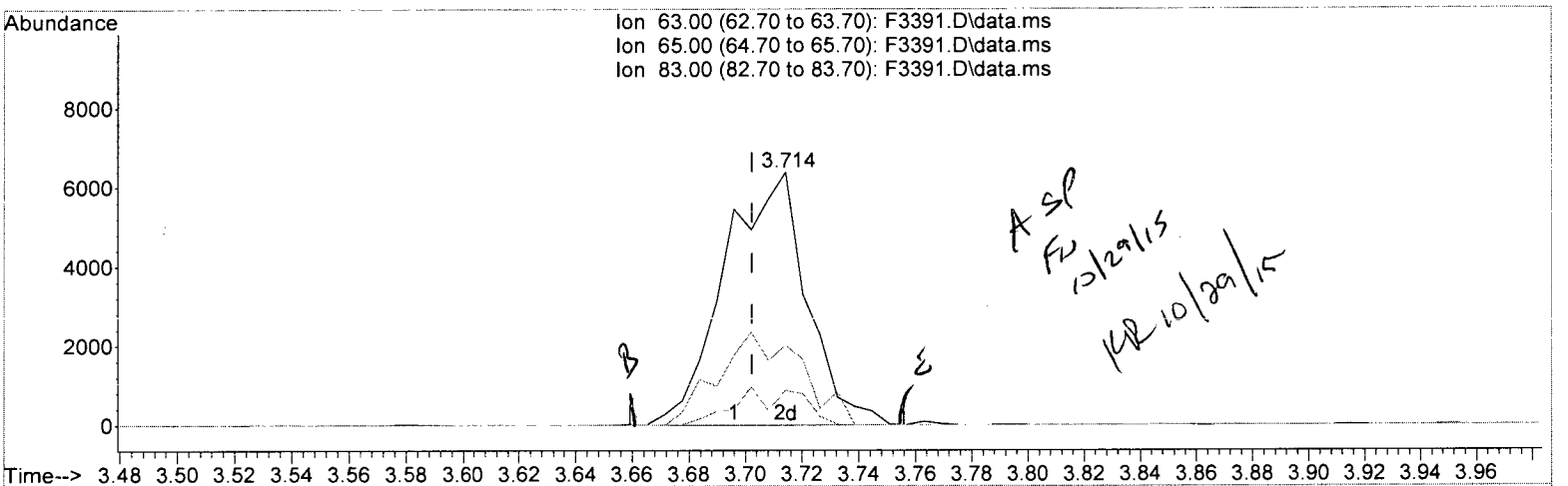

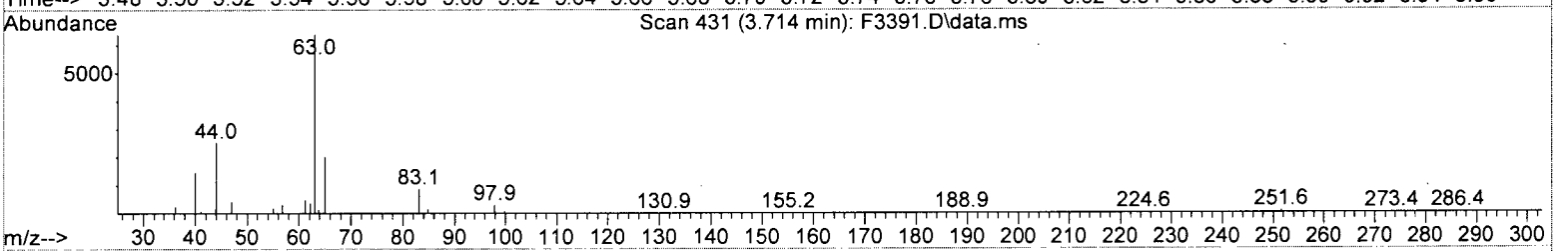

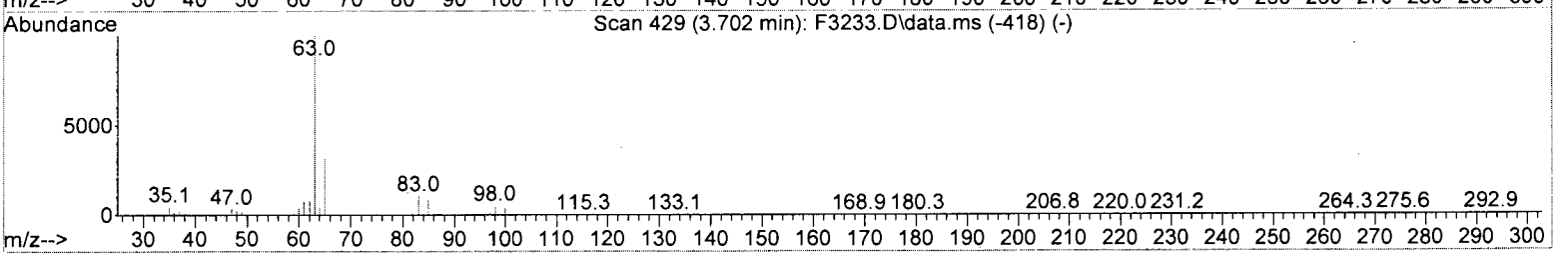

TIC: F3391.D\data.ms

(27) 1,1-Diclethane (P)

3.714min (+0.012) 1.05 ug/L m

response 12870

Ion	Exp%	Act%
63.00	100	100
65.00	31.70	31.50
83.00	10.60	13.62
0.00	0.00	0.00

Data Path : I:\ACQUDATA\msvoa10\data\102315\
Data File : F3391.D
Acq On : 23 Oct 2015 3:21 pm
Operator : F. Naegler
Sample : R1509047-003|1.0 Inst : MSVOA10
Misc : CBI 13429 T4
ALS Vial : 10 Sample Multiplier: 1

Quant Time: Oct 23 15:35:43 2015
Quant Method : I:\ACQUDATA\MSVOA10\METHODS\W101915.M
Quant Title : MS#10 - 8260B WATERS 10mL Purge
QLast Update : Tue Oct 20 12:01:30 2015
Response via : Initial Calibration

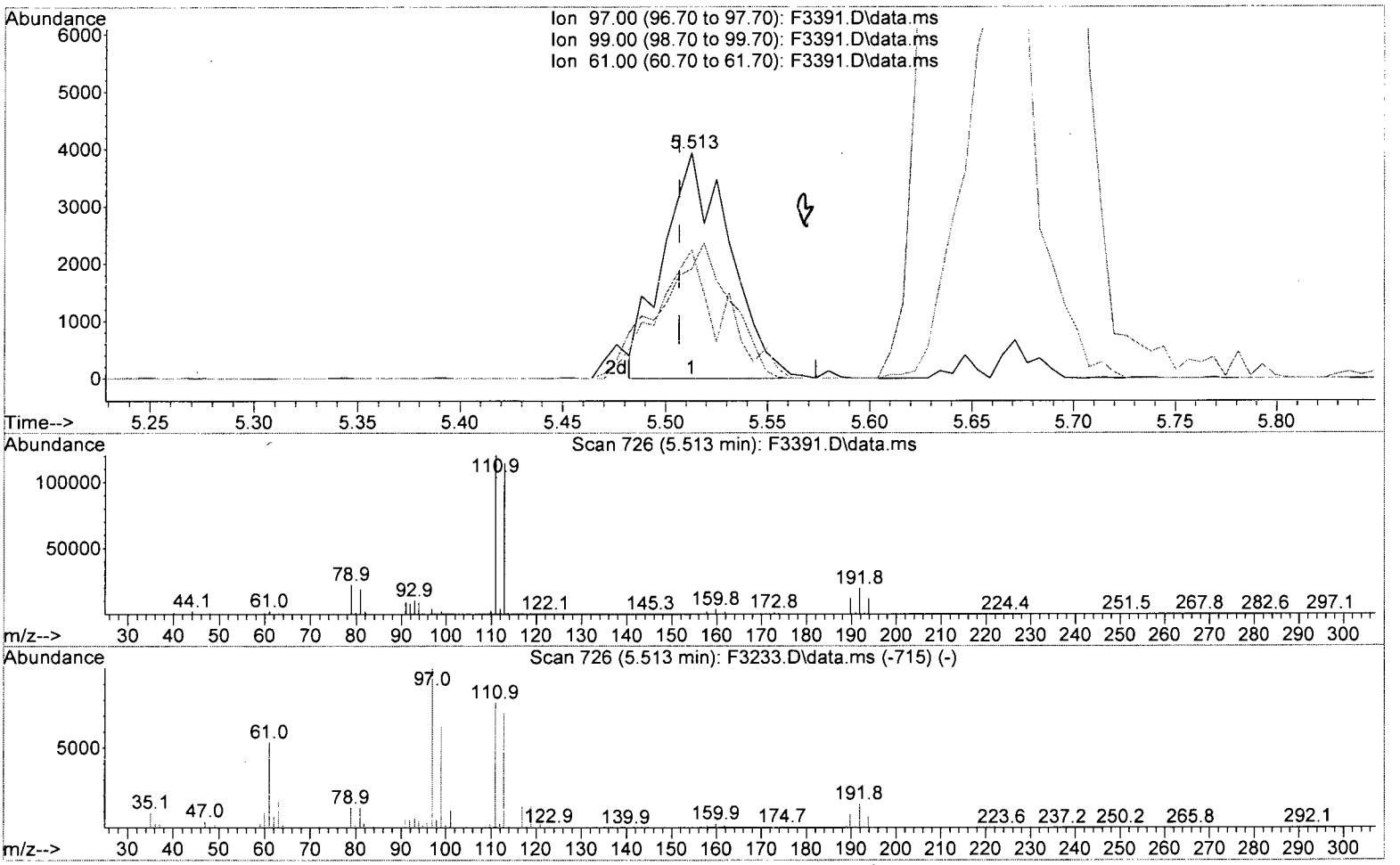

TIC: F3391.D\data.ms

(40) 1,1,1-Trichloroethane (P)

5.513min (+0.006) 1.07 ug/L

response 8841

Ion	Exp%	Act%
97.00	100	100
99.00	62.80	48.49
61.00	53.40	56.98
0.00	0.00	0.00

Quantitation Report (Qedit)

Data Path : I:\ACQUDATA\msvoa10\data\102315\
Data File : F3391.D
Acq On : 23 Oct 2015 3:21 pm
Operator : F. Naegler
Sample : R1509047-003|1.0 Inst : MSVOA10
Misc : CBI 13429 T4
ALS Vial : 10 Sample Multiplier: 1

Quant Time: Oct 23 15:35:43 2015
Quant Method : I:\ACQUDATA\MSVOA10\METHODS\W101915.M
Quant Title : MS#10 - 8260B WATERS 10mL Purge
QLast Update : Tue Oct 20 12:01:30 2015
Response via : Initial Calibration

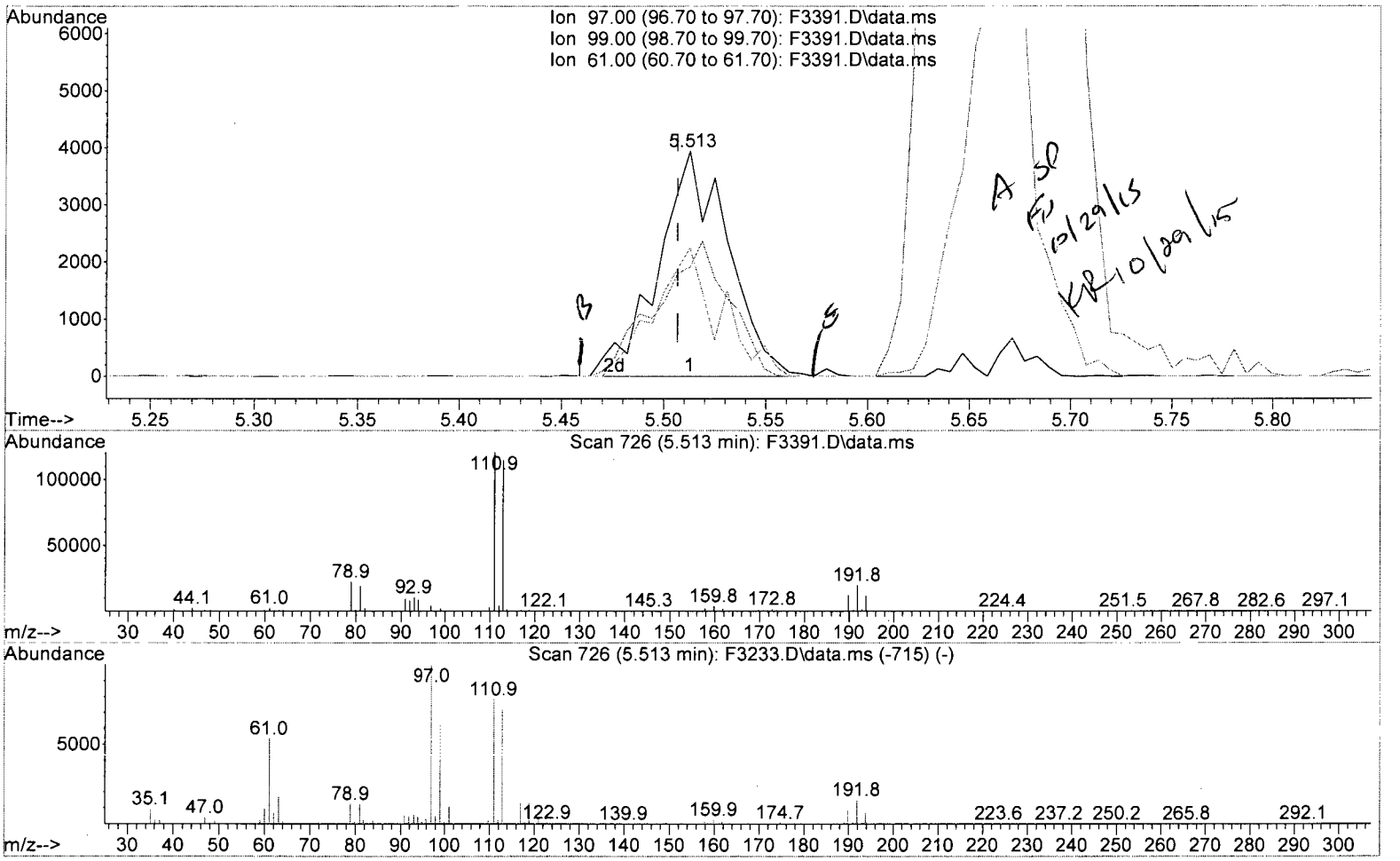

TIC: F3391.D\data.ms

(40) 1,1,1-Trichloroethane (P)

5.513min (+0.006) 1.12 ug/L m

response 9314

Ion	Exp%	Act%
97.00	100	100
99.00	62.80	48.49
61.00	53.40	56.98
0.00	0.00	0.00

Quantitation Report (QT Reviewed)

Data Path : I:\ACQUDATA\msvoa10\data\102315\
Data File : F3391.D
Acq On : 23 Oct 2015 3:21 pm
Operator : F. Naegler
Sample : R1509047-003|1.0 Inst : MSVOA10
Misc : CBI 13429 T4
ALS Vial : 10 Sample Multiplier: 1

Quant Time: Oct 29 12:16:10 2015
Quant Method : I:\ACQUDATA\MSVOA10\METHODS\W101915.M
Quant Title : MS#10 - 8260B WATERS 10mL Purge
QLast Update : Tue Oct 20 12:01:30 2015
Response via : Initial Calibration

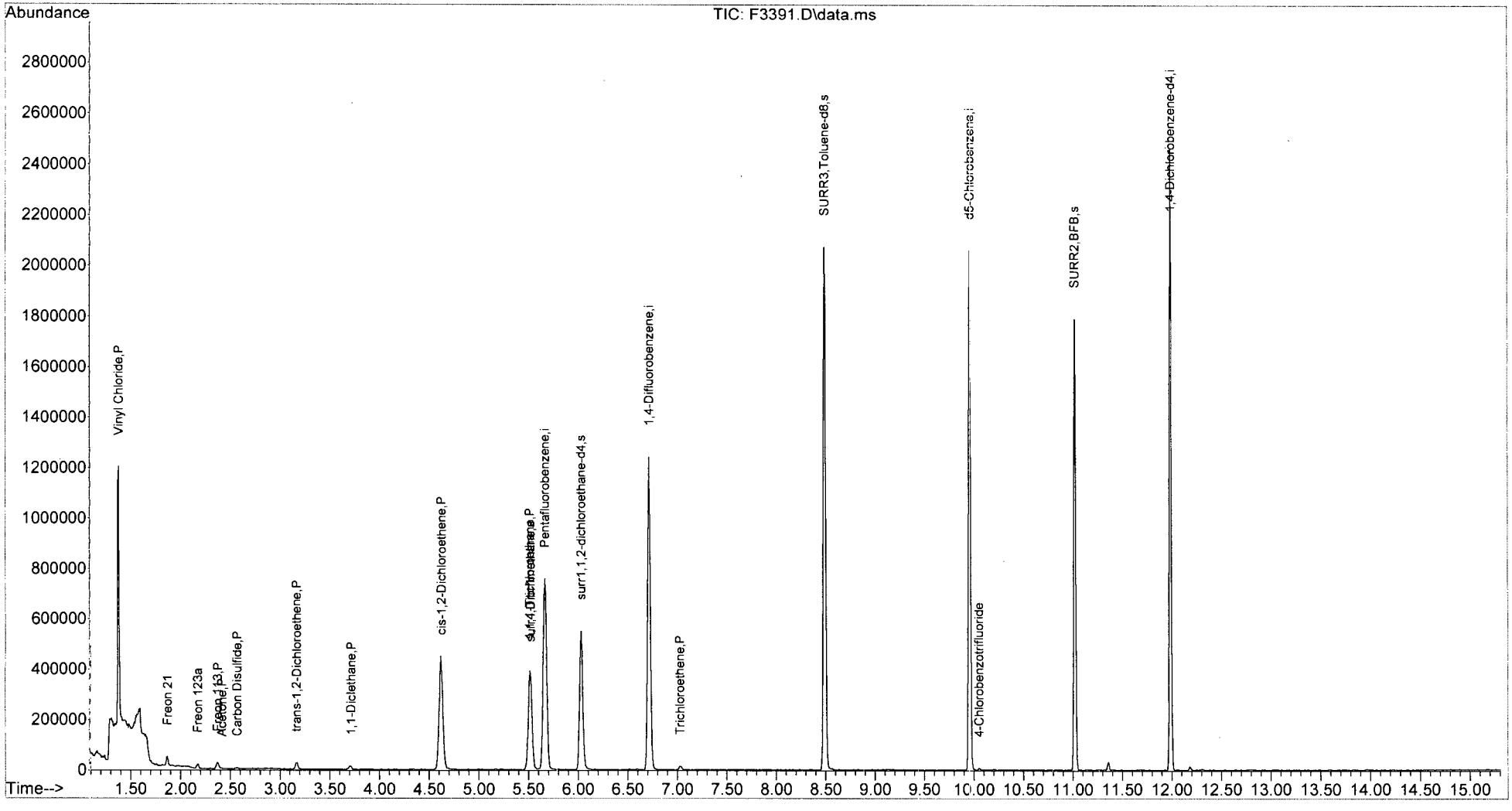



#4
Vinyl Chloride
Concen: 56.18 ug/L
RT: 1.379 min Scan# 48
Delta R.T. -0.000 min
Lab File: F3391.D
Acq: 23 Oct 2015 3:21 pm

Tgt Ion: 62 Resp: 613994

Ion	Ratio	Lower	Upper
62	100		
64	42.0	8.4	48.4

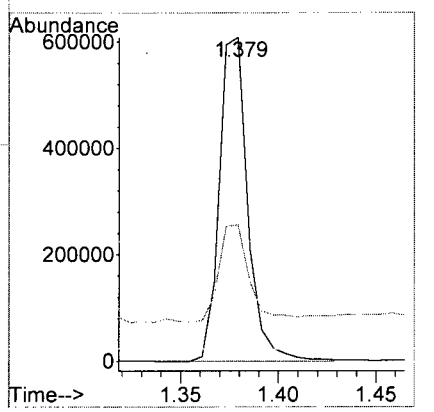

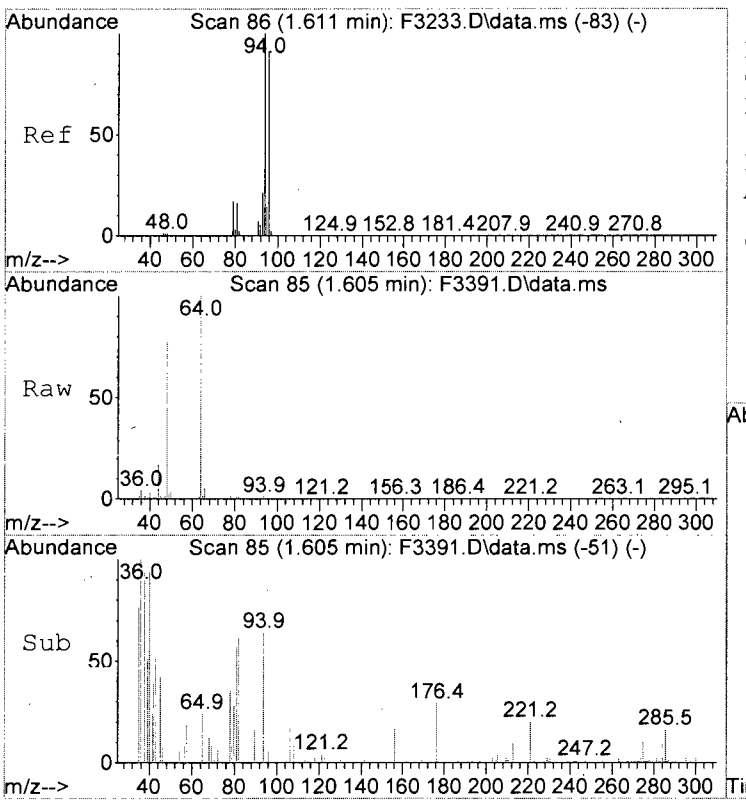

#5
Bromomethane
Concen: Below Cal
RT: 1.605 min Scan# 85
Delta R.T. -0.018 min
Lab File: F3391.D
Acq: 23 Oct 2015 3:21 pm

Tgt Ion: 94 Resp: 665

Ion	Ratio	Lower	Upper
94	100		
96	9.0	71.0	111.0#

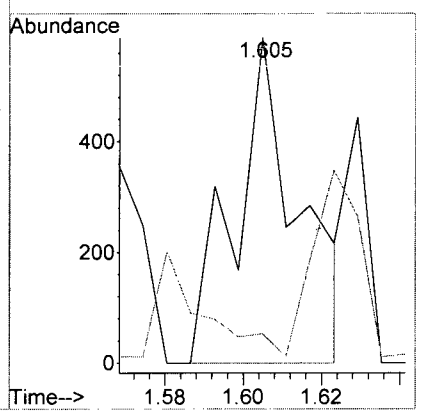



#7
Freon 21
Concen: 1.99 ug/L
RT: 1.867 min Scan# 128
Delta R.T. -0.000 min
Lab File: F3391.D
Acq: 23 Oct 2015 3:21 pm

Tgt Ion: 67 Resp: 25173

Ion	Ratio	Lower	Upper
67	100		
69	29.1	9.8	49.8

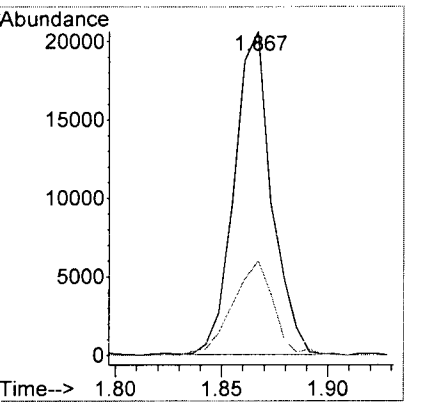

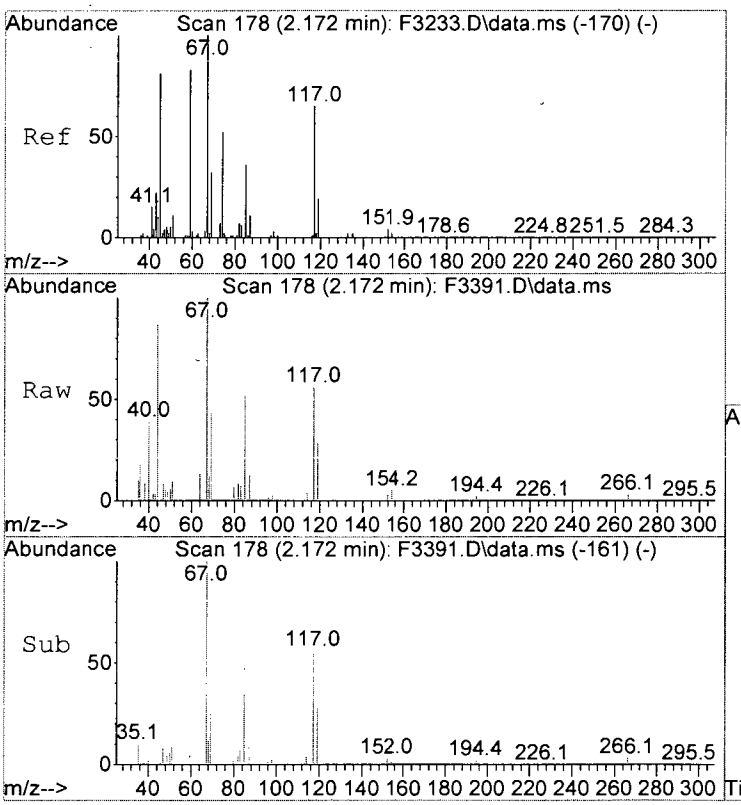

#10
Freon 123a
Concen: 0.83 ug/L
RT: 2.172 min Scan# 178
Delta R.T. -0.006 min
Lab File: F3391.D
Acq: 23 Oct 2015 3:21 pm

Tgt Ion: 67 Resp: 6482

Ion	Ratio	Lower	Upper
67	100		
117	56.3	46.0	86.0

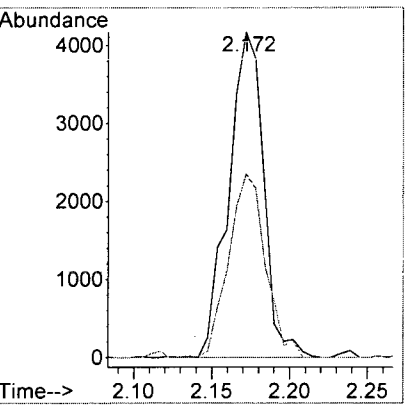

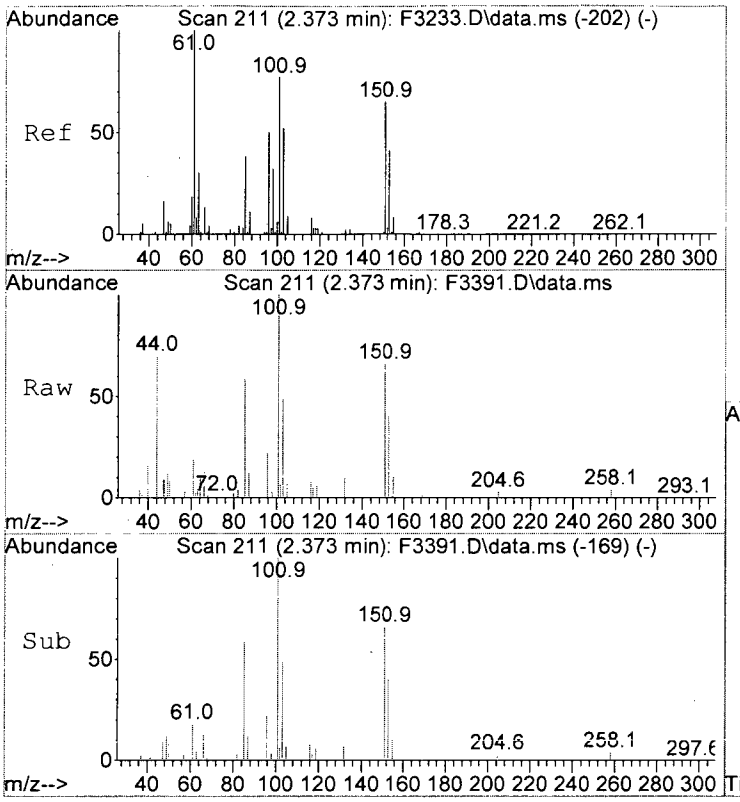

#14
Freon 113
Concen: 1.48 ug/L
RT: 2.373 min Scan# 211
Delta R.T. -0.000 min
Lab File: F3391.D
Acq: 23 Oct 2015 3:21 pm

Tgt Ion:101 Resp: 8589

Ion	Ratio	Lower	Upper
101	100		
151	65.8	64.5	104.5

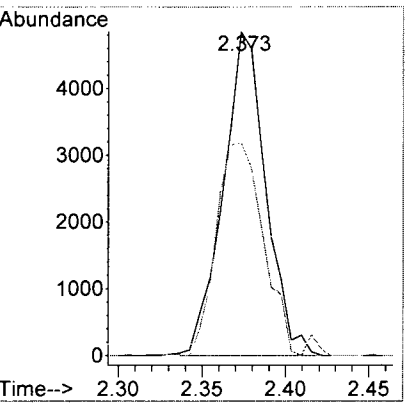

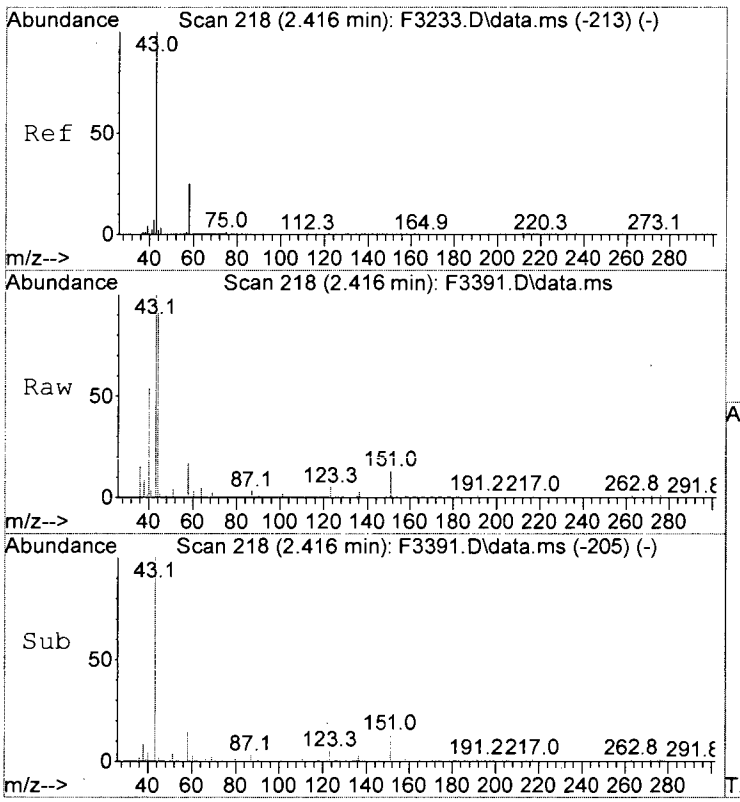

#15
Acetone
Concen: 0.51 ug/L
RT: 2.416 min Scan# 218
Delta R.T. 0.006 min
Lab File: F3391.D
Acq: 23 Oct 2015 3:21 pm

Tgt Ion: 43 Resp: 3027

Ion	Ratio	Lower	Upper
43	100		
58	17.1	4.3	44.3
42	0.6	0.0	27.3

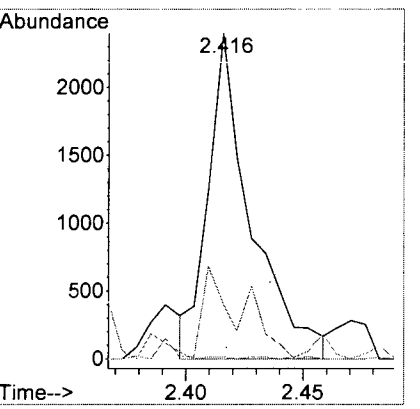

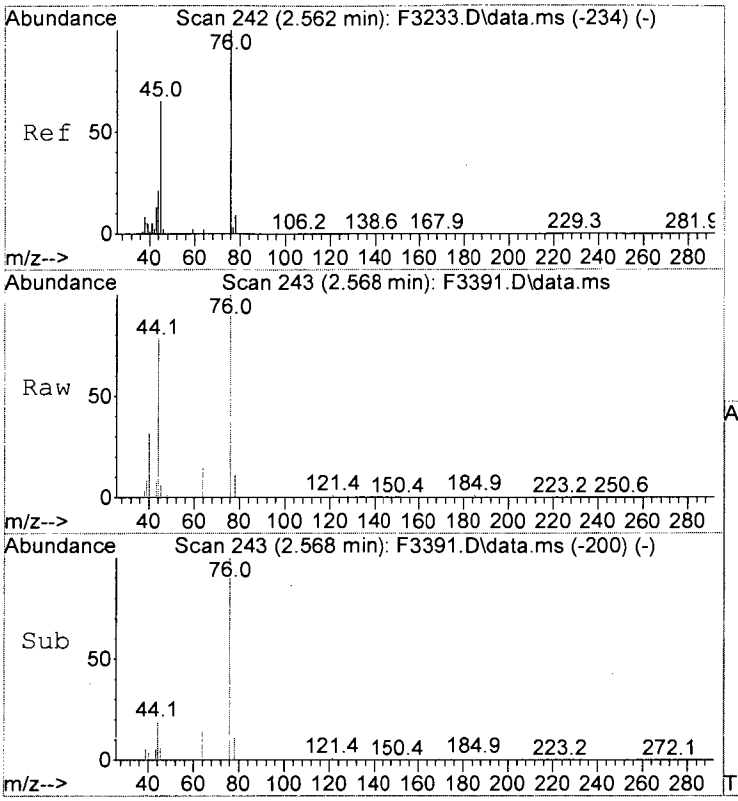

#18
Carbon Disulfide
Concen: 2.43 ug/L m
RT: 2.568 min Scan# 243
Delta R.T. 0.006 min
Lab File: F3391.D
Acq: 23 Oct 2015 3:21 pm

Tgt Ion: 76 Resp: 37120

Ion	Ratio	Lower	Upper
76	100		
78	10.7	0.0	29.4
77	0.5	0.0	22.7

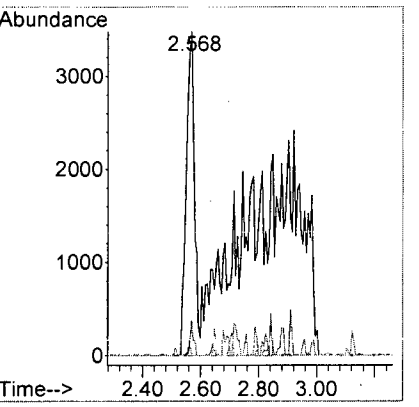

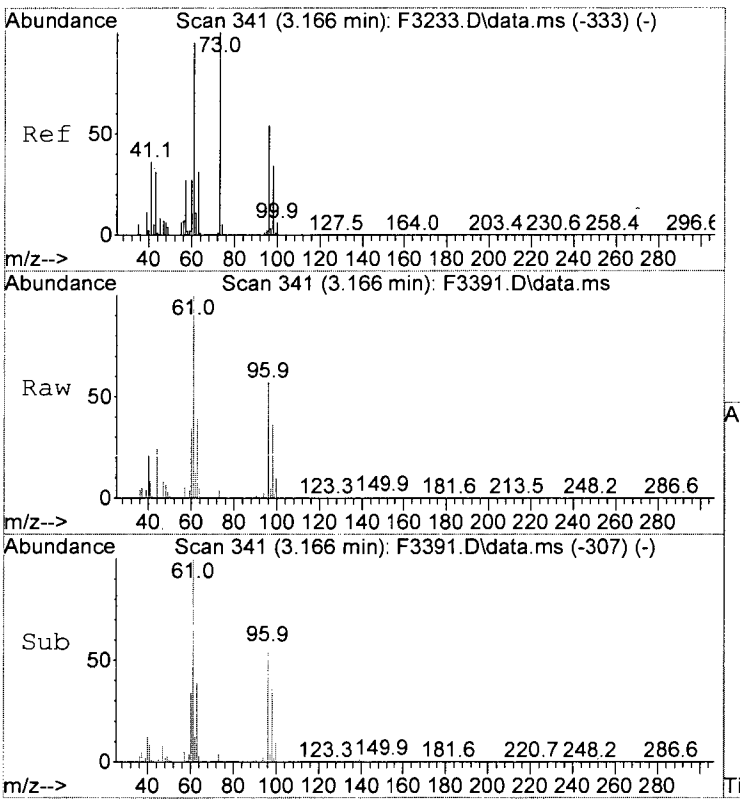

#26
trans-1,2-Dichloroethene
Concen: 1.27 ug/L
RT: 3.166 min Scan# 341
Delta R.T. -0.000 min
Lab File: F3391.D
Acq: 23 Oct 2015 3:21 pm

Tgt Ion: 96 Resp: 7486

Ion	Ratio	Lower	Upper
96	100		
98	62.9	42.3	82.3
61	175.5	155.3	195.3

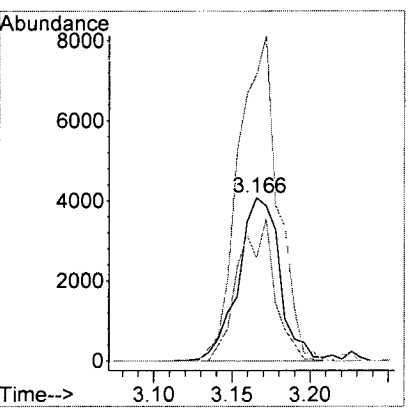

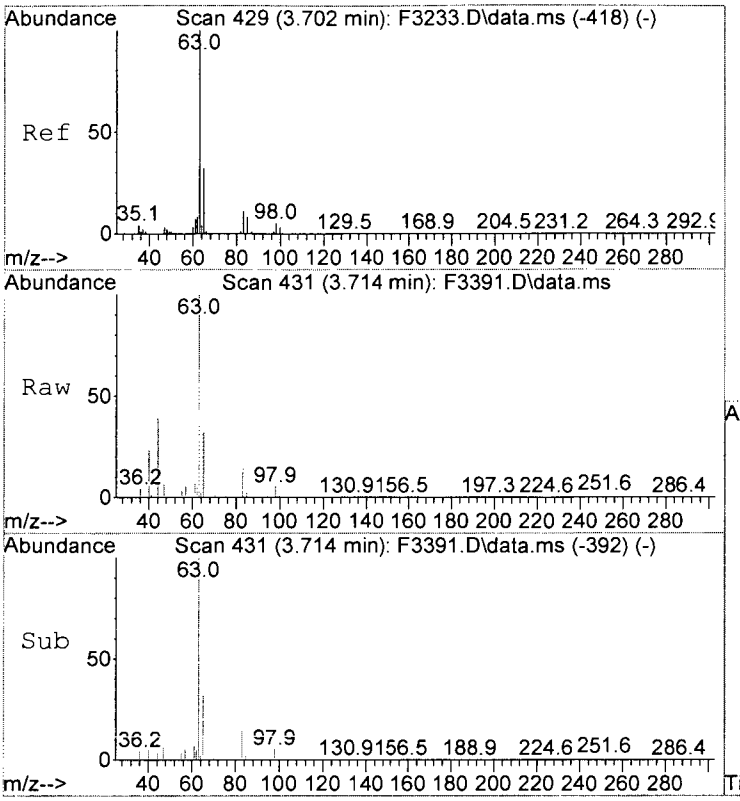

#27
1,1-Diclethane
Concen: 1.05 ug/L m
RT: 3.714 min Scan# 431
Delta R.T. 0.012 min
Lab File: F3391.D
Acq: 23 Oct 2015 3:21 pm

Tgt Ion: 63 Resp: 12870

Ion	Ratio	Lower	Upper
63	100		
65	31.5	11.7	51.7
83	13.6	0.0	30.6

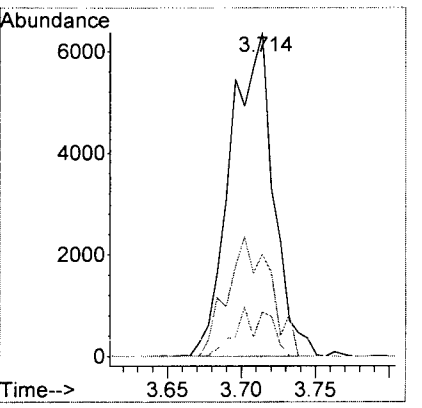

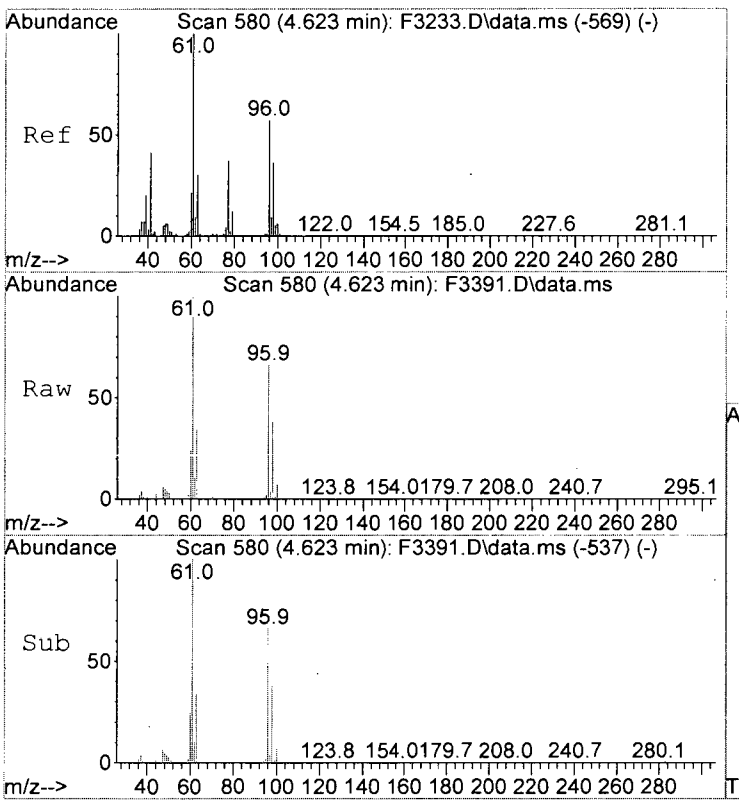

#33
cis-1,2-Dichloroethene
Concen: 34.37 ug/L
RT: 4.623 min Scan# 580
Delta R.T. 0.006 min
Lab File: F3391.D
Acq: 23 Oct 2015 3:21 pm

Tgt Ion: 96 Resp: 227665

Ion	Ratio	Lower	Upper
96	100		
61	150.4	157.0	197.0#

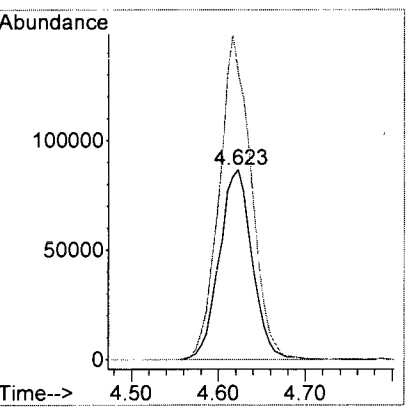

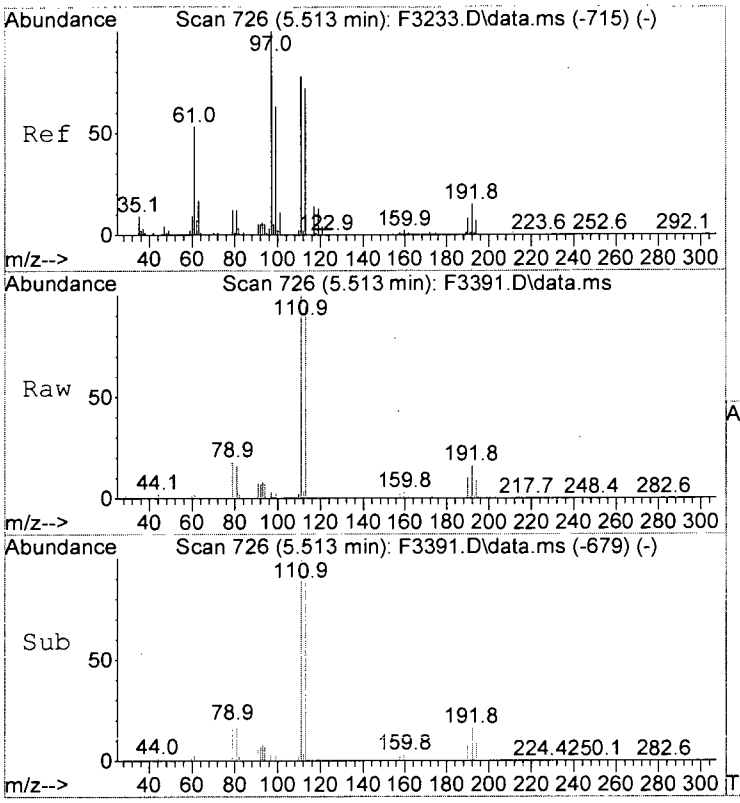

#40
1,1,1-Trichloroethane
Concen: 1.12 ug/L m
RT: 5.513 min Scan# 726
Delta R.T. 0.006 min
Lab File: F3391.D
Acq: 23 Oct 2015 3:21 pm

Tgt Ion: 97 Resp: 9314

Ion	Ratio	Lower	Upper
97	100		
99	48.5	42.8	82.8
61	57.0	33.4	73.4

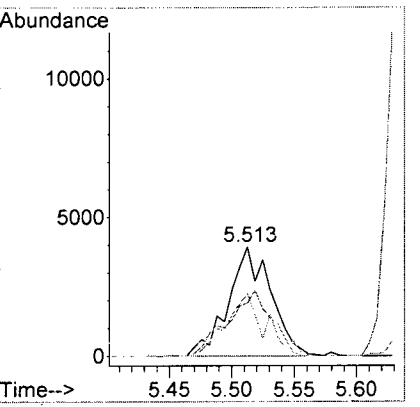

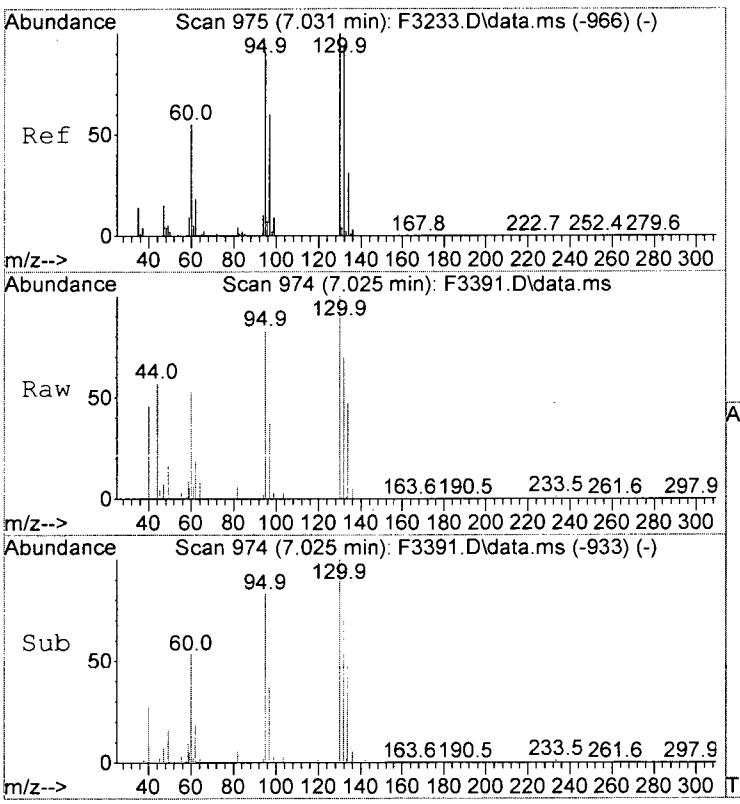

#53
Trichloroethene
Concen: 0.77 ug/L
RT: 7.025 min Scan# 974
Delta R.T. -0.000 min
Lab File: F3391.D
Acq: 23 Oct 2015 3:21 pm

Tgt Ion:130 Resp: 5088

Ion	Ratio	Lower	Upper
130	100		
132	69.8	74.1	114.1#
95	82.6	70.9	110.9
97	37.5	39.7	79.7#

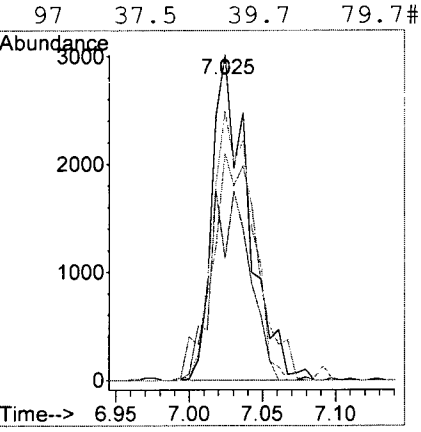

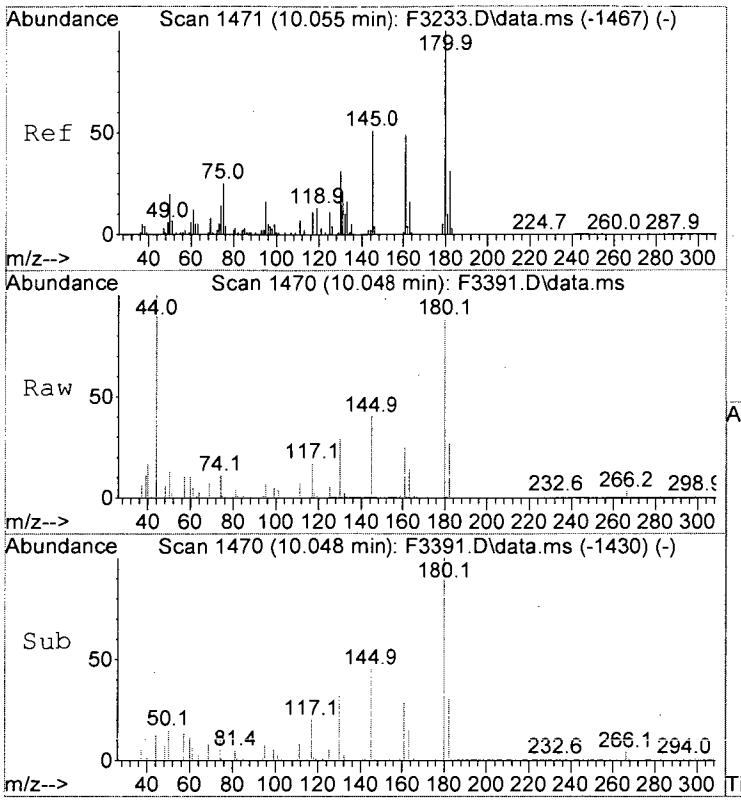

#79
4-Chlorobenzotrifluoride
Concen: 0.24 ug/L
RT: 10.048 min Scan# 1470
Delta R.T. -0.006 min
Lab File: F3391.D
Acq: 23 Oct 2015 3:21 pm

Tgt Ion:180 Resp: 2062

Ion	Ratio	Lower	Upper
180	100		
145	45.4	31.3	71.3
161	28.3	29.2	69.2#

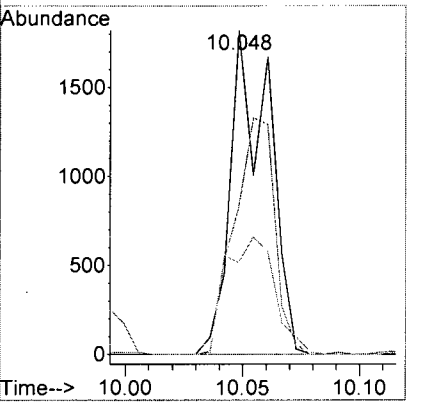

Client:	CB&I	**Service Request:**	R1509047
Project:	Textron Wheatfield/Annual Groundwater	**Date Collected:**	10/21/15 1045
Sample Matrix:	Water	**Date Received:**	10/22/15
		Date Analyzed:	10/26/15 17:56
Sample Name:	BAT-EW-5-151021	**Units:**	µg/L
Lab Code:	R1509047-004	**Basis:**	NA

Volatile Organic Compounds by GC/MS

Analytical Method:	8260C	**Analysis Lot:**	468926
Prep Method:	EPA 5030C		
Data File Name:	I:\ACQUDATA\msvoa10\data\102615\F3458.D\	**Instrument Name:**	R-MS-10
		Dilution Factor:	2

CAS No.	Analyte Name	Result	Q	MRL	MDL	Note
74-87-3	Chloromethane	2.0	U	2.0	0.42	
75-01-4	Vinyl Chloride	**230**		2.0	0.64	
75-00-3	Chloroethane	2.0	U	2.0	0.48	
74-83-9	Bromomethane	2.0	U	2.0	0.58	
75-35-4	1,1-Dichloroethene	2.0	U	2.0	1.2	
67-64-1	Acetone	10	U	10	2.5	
75-15-0	Carbon Disulfide	**6.4**		2.0	0.44	
75-09-2	Methylene Chloride	2.0	U	2.0	1.2	
156-60-5	trans-1,2-Dichloroethene	**2.8**		2.0	0.66	
75-34-3	1,1-Dichloroethane	**2.6**		2.0	0.40	
156-59-2	cis-1,2-Dichloroethene	**140**		2.0	0.60	
78-93-3	2-Butanone (MEK)	10	U	10	1.7	
67-66-3	Chloroform	2.0	U	2.0	0.50	
71-55-6	1,1,1-Trichloroethane	**1.5**	J	2.0	0.72	
56-23-5	Carbon Tetrachloride	2.0	U	2.0	0.90	
71-43-2	Benzene	2.0	U	2.0	0.40	
107-06-2	1,2-Dichloroethane	2.0	U	2.0	0.72	
79-01-6	Trichloroethene	**1.2**	J	2.0	0.44	
78-87-5	1,2-Dichloropropane	2.0	U	2.0	0.40	
75-27-4	Bromodichloromethane	2.0	U	2.0	0.64	
10061-01-5	cis-1,3-Dichloropropene	2.0	U	2.0	0.48	
108-10-1	4-Methyl-2-pentanone (MIBK)	10	U	10	1.4	
108-88-3	Toluene	2.0	U	2.0	0.40	
10061-02-6	trans-1,3-Dichloropropene	2.0	U	2.0	0.40	
79-00-5	1,1,2-Trichloroethane	2.0	U	2.0	0.68	
127-18-4	Tetrachloroethene	2.0	U	2.0	0.60	
591-78-6	2-Hexanone	10	U	10	3.4	
124-48-1	Dibromochloromethane	2.0	U	2.0	0.62	
108-90-7	Chlorobenzene	2.0	U	2.0	0.58	
100-41-4	Ethylbenzene	2.0	U	2.0	0.40	
179601-23-1	m,p-Xylenes	4.0	U	4.0	0.66	
95-47-6	o-Xylene	2.0	U	2.0	0.40	
100-42-5	Styrene	2.0	U	2.0	0.40	
75-25-2	Bromoform	2.0	U	2.0	0.84	
79-34-5	1,1,2,2-Tetrachloroethane	2.0	U	2.0	0.50	

Client:	CB&I	**Service Request:**	R1509047
Project:	Textron Wheatfield/Annual Groundwater	**Date Collected:**	10/21/15 1045
Sample Matrix:	Water	**Date Received:**	10/22/15
		Date Analyzed:	10/26/15 17:56
Sample Name:	BAT-EW-5-151021	**Units:**	µg/L
Lab Code:	R1509047-004	**Basis:**	NA

Volatile Organic Compounds by GC/MS

Analytical Method:	8260C	**Analysis Lot:**	468926
Prep Method:	EPA 5030C		
Data File Name:	I:\ACQUDATA\msvoa10\data\102615\F3458.D\	**Instrument Name:**	R-MS-10
		Dilution Factor:	2

CAS No.	Analyte Name	Result	Q	MRL	MDL	Note

Surrogate Name	%Rec	Control Limits	Date Analyzed	Q
4-Bromofluorobenzene	100	85-122	10/26/15 17:56	
Toluene-d8	104	87-121	10/26/15 17:56	
Dibromofluoromethane	102	89-119	10/26/15 17:56	

Quantitation Report (QT Reviewed)

Data Path : I:\ACQUDATA\msvoa10\data\102615\
Data File : F3458.D
Acq On : 26 Oct 2015 5:56 pm
Operator : F. Naegler
Sample : R1509047-004|2.0 Inst : MSVOA10
Misc : CBI 13429 T4
ALS Vial : 16 Sample Multiplier: 1

Quant Time: Oct 29 17:28:32 2015
Quant Method : I:\ACQUDATA\MSVOA10\METHODS\W101915.M
Quant Title : MS#10 - 8260B WATERS 10mL Purge
QLast Update : Tue Oct 20 12:01:30 2015
Response via : Initial Calibration

Compound	R.T.	QIon	Response	Conc	Units		Dev(Min)
Internal Standards							
1) Pentafluorobenzene	5.665	168	665480	50.00	ug/L		0.00
41) 1,4-Difluorobenzene	6.714	114	967645	50.00	ug/L		0.00
70) d5-Chlorobenzene	9.957	117	871750	50.00	ug/L		0.00
90) 1,4-Dichlorobenzene-d4	11.987	152	460174	50.00	ug/L		0.00
System Monitoring Compounds							
43) surr4,Dibrflmethane	5.513	113	303563	51.14	ug/L		0.00
Spiked Amount 50.000	Range 89 - 119		Recovery = 102.28%				
46) surr1,1,2-dichloroetha...	6.031	65	434473	54.42	ug/L		0.00
Spiked Amount 50.000	Range 73 - 125		Recovery = 108.84%				
64) SURR3,Toluene-d8	8.488	98	1149209	52.12	ug/L		0.00
Spiked Amount 50.000	Range 87 - 121		Recovery = 104.24%				
69) SURR2,BFB	11.018	95	439161	49.88	ug/L		0.00
Spiked Amount 50.000	Range 85 - 122		Recovery = 99.76%				
Target Compounds							Qvalue
4) Vinyl Chloride	1.379	62	1268486	114.15	ug/L		80
7) Freon 21	1.861	67	35111	2.74	ug/L		93
10) Freon 123a	2.172	67	11482	1.45	ug/L		84
13) 1,1-Diclethene	2.373	96	2140	0.40	ug/L	#	76
14) Freon 113	2.373	101	11268	1.91	ug/L		79
15) Acetone	2.416	43	3444	0.57	ug/L		90
18) Carbon Disulfide	2.788	76	49937m	3.22	ug/L		
26) trans-1,2-Dichloroethene	3.166	96	8330	1.39	ug/L	#	56
27) 1,1-Diclethane	3.702	63	15947	1.29	ug/L		95
33) cis-1,2-Dichloroethene	4.623	96	456600	67.79	ug/L		89
40) 1,1,1-Trichloroethane	5.513	97	6194	0.73	ug/L		87
53) Trichloroethene	7.037	130	4056	0.61	ug/L	#	74

(#) = qualifier out of range (m) = manual integration (+) = signals summed

FV 10/29/15
KB 10/30/15

Quantitation Report (Qedit)

Data Path : I:\ACQUDATA\msvoa10\data\102615\
Data File : F3458.D
Acq On : 26 Oct 2015 5:56 pm
Operator : F. Naegler
Sample : R1509047-004|2.0 Inst : MSVOA10
Misc : CBI 13429 T4
ALS Vial : 16 Sample Multiplier: 1

Quant Time: Oct 26 18:11:06 2015
Quant Method : I:\ACQUDATA\MSVOA10\METHODS\W101915.M
Quant Title : MS#10 - 8260B WATERS 10mL Purge
QLast Update : Tue Oct 20 12:01:30 2015
Response via : Initial Calibration

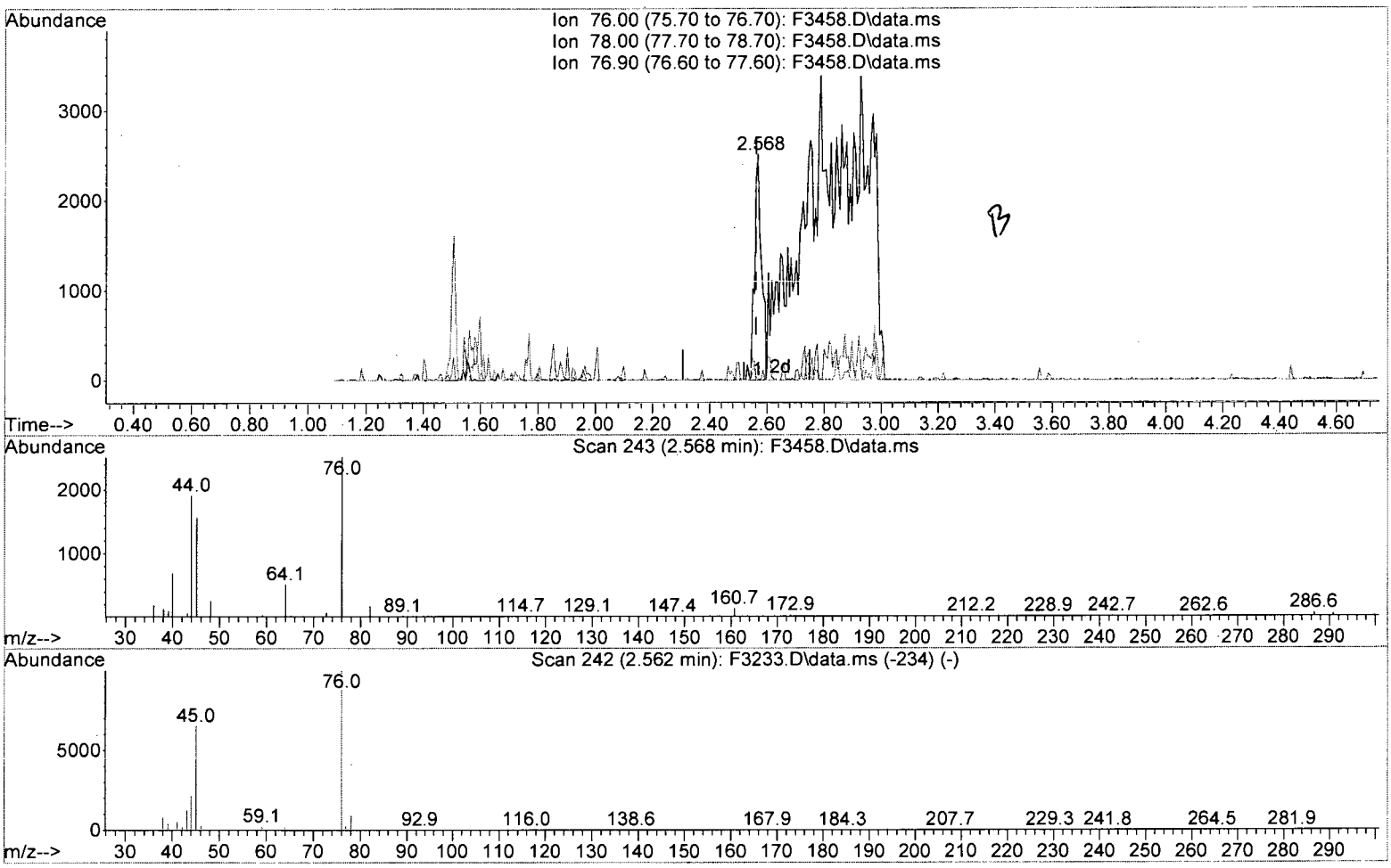

TIC: F3458.D\data.ms

(18) Carbon Disulfide (P)

2.568min (+0.006) 0.28 ug/L

response 4280

Ion	Exp%	Act%
76.00	100	100
78.00	9.40	0.00
76.90	2.70	0.00
0.00	0.00	0.00

Quantitation Report (Qedit)

Data Path : I:\ACQUDATA\msvoa10\data\102615\
Data File : F3458.D
Acq On : 26 Oct 2015 5:56 pm
Operator : F. Naegler
Sample : R1509047-004|2.0 Inst : MSVOA10
Misc : CBI 13429 T4
ALS Vial : 16 Sample Multiplier: 1

Quant Time: Oct 26 18:11:06 2015
Quant Method : I:\ACQUDATA\MSVOA10\METHODS\W101915.M
Quant Title : MS#10 - 8260B WATERS 10mL Purge
QLast Update : Tue Oct 20 12:01:30 2015
Response via : Initial Calibration

* baseline ↑ due to sulfurdioxide

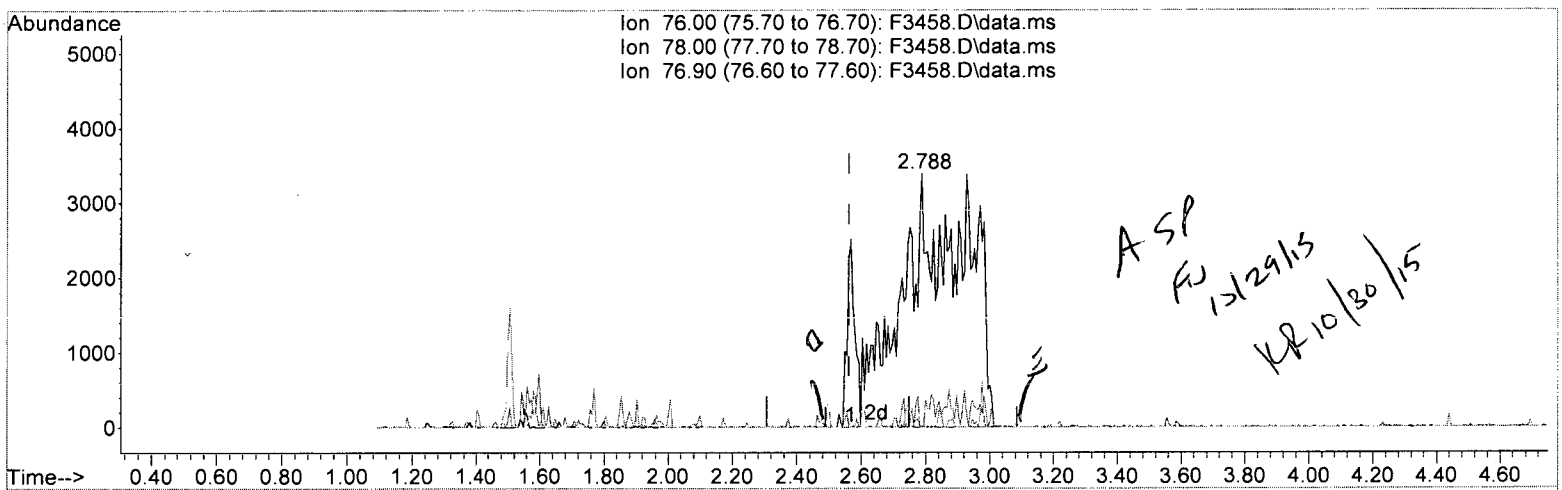

ASP FU 10/29/15 KR 10/30/15



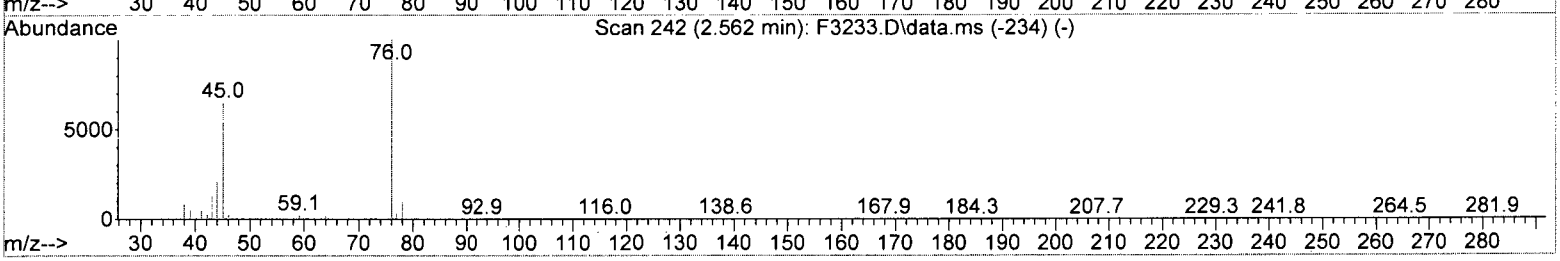

TIC: F3458.D\data.ms

(18) Carbon Disulfide (P)

2.788min (+0.225) 3.22 ug/L m

response 49937

Ion	Exp%	Act%
76.00	100	100
78.00	9.40	0.00
76.90	2.70	0.38
0.00	0.00	0.00

Quantitation Report (QT Reviewed)

Data Path : I:\ACQUDATA\msvoa10\data\102615\
Data File : F3458.D
Acq On : 26 Oct 2015 5:56 pm
Operator : F. Naegler
Sample : R1509047-004|2.0 Inst : MSVOA10
Misc : CBI 13429 T4
ALS Vial : 16 Sample Multiplier: 1

Quant Time: Oct 29 17:28:32 2015
Quant Method : I:\ACQUDATA\MSVOA10\METHODS\W101915.M
Quant Title : MS#10 - 8260B WATERS 10mL Purge
QLast Update : Tue Oct 20 12:01:30 2015
Response via : Initial Calibration



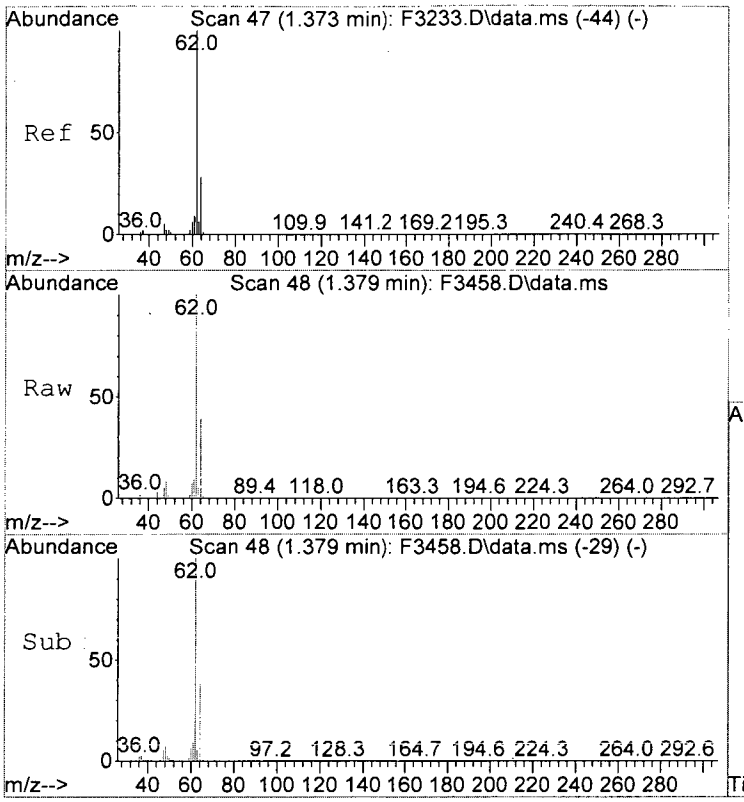

#4
Vinyl Chloride
Concen: 114.15 ug/L
RT: 1.379 min Scan# 48
Delta R.T. -0.000 min
Lab File: F3458.D
Acq: 26 Oct 2015 5:56 pm

Tgt Ion: 62 Resp: 1268486

Ion	Ratio	Lower	Upper
62	100		
64	38.7	8.4	48.4

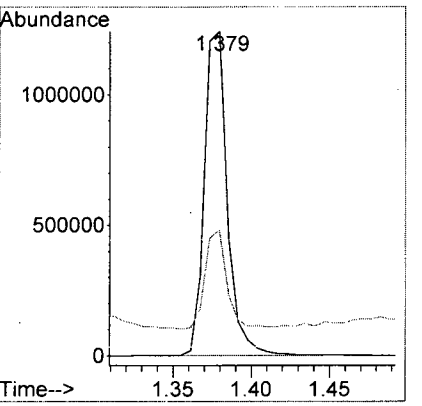



#7
Freon 21
Concen: 2.74 ug/L
RT: 1.861 min Scan# 127
Delta R.T. -0.006 min
Lab File: F3458.D
Acq: 26 Oct 2015 5:56 pm

Tgt Ion: 67 Resp: 35111

Ion	Ratio	Lower	Upper
67	100		
69	26.1	9.8	49.8

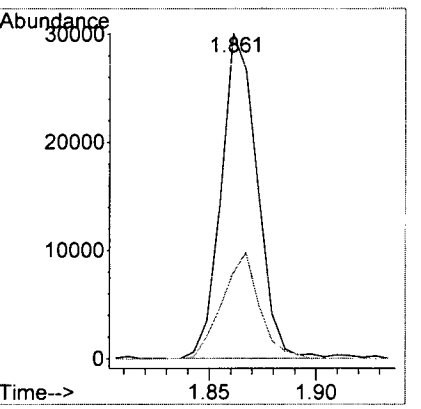

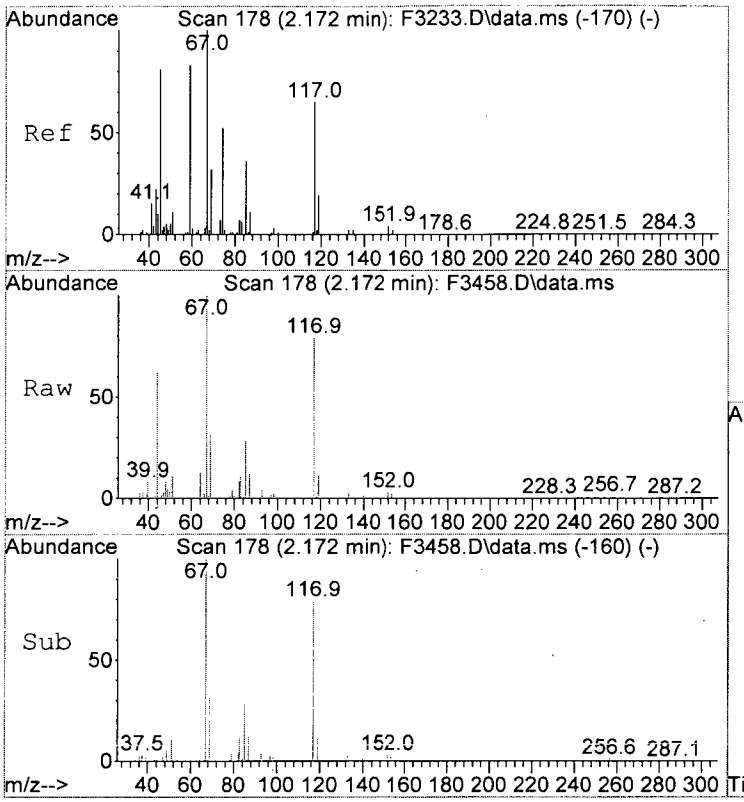

#10
Freon 123a
Concen: 1.45 ug/L
RT: 2.172 min Scan# 178
Delta R.T. -0.006 min
Lab File: F3458.D
Acq: 26 Oct 2015 5:56 pm

Tgt Ion: 67 Resp: 11482

Ion	Ratio	Lower	Upper
67	100		
117	78.6	46.0	86.0

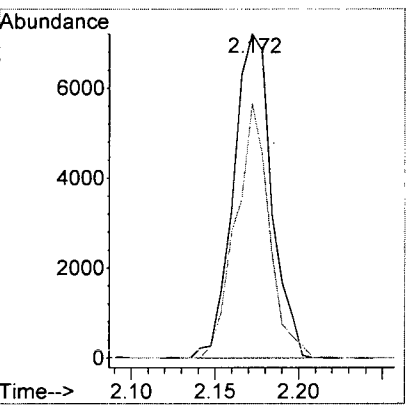

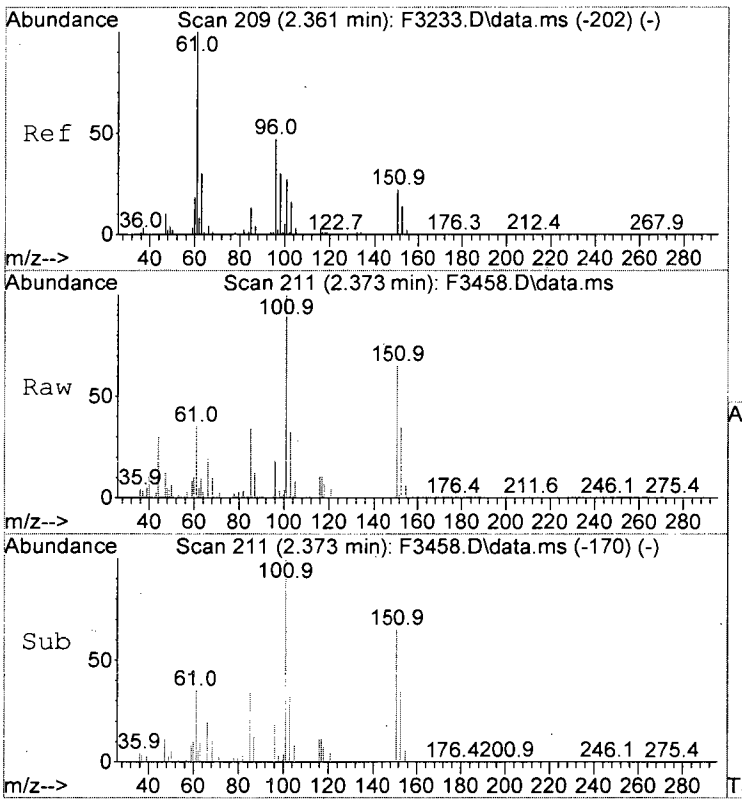

#13
1,1-Diclethene
Concen: 0.40 ug/L
RT: 2.373 min Scan# 211
Delta R.T. -0.000 min
Lab File: F3458.D
Acq: 26 Oct 2015 5:56 pm

Tgt Ion: 96 Resp: 2140

Ion	Ratio	Lower	Upper
96	100		
98	15.3	44.2	84.2#
61	192.8	192.7	232.7

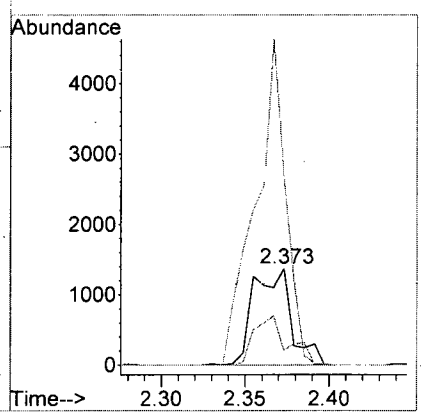

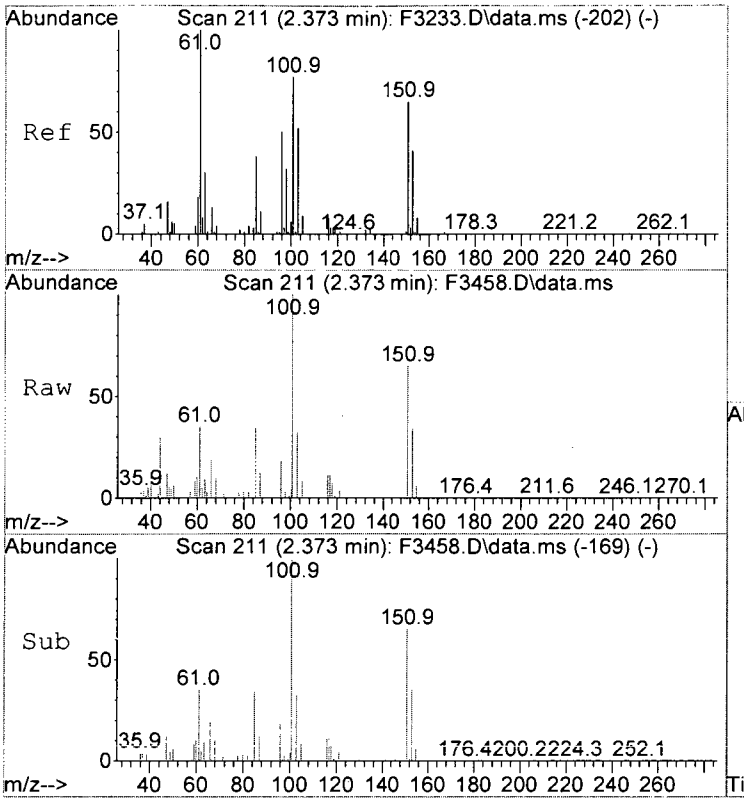

#14
Freon 113
Concen: 1.91 ug/L
RT: 2.373 min Scan# 211
Delta R.T. -0.000 min
Lab File: F3458.D
Acq: 26 Oct 2015 5:56 pm

Tgt Ion:101 Resp: 11268

Ion	Ratio	Lower	Upper
101	100		
151	65.3	64.5	104.5

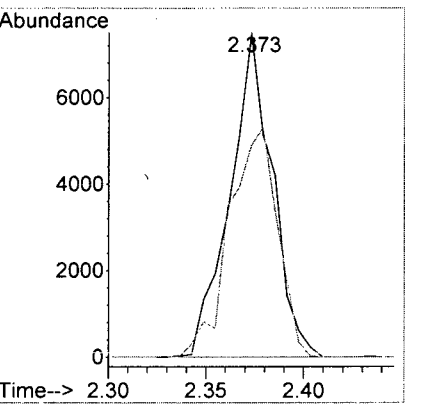

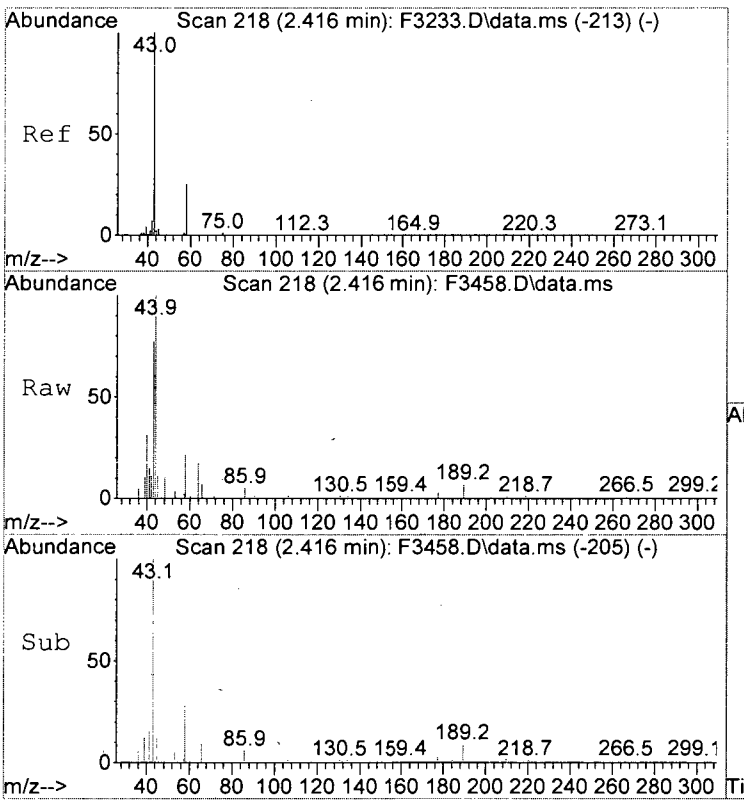

#15
Acetone
Concen: 0.57 ug/L
RT: 2.416 min Scan# 218
Delta R.T. 0.006 min
Lab File: F3458.D
Acq: 26 Oct 2015 5:56 pm

Tgt Ion: 43 Resp: 3444

Ion	Ratio	Lower	Upper
43	100		
58	27.8	4.3	44.3
42	14.6	0.0	27.3

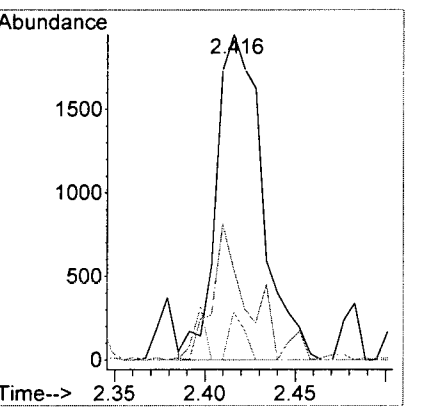

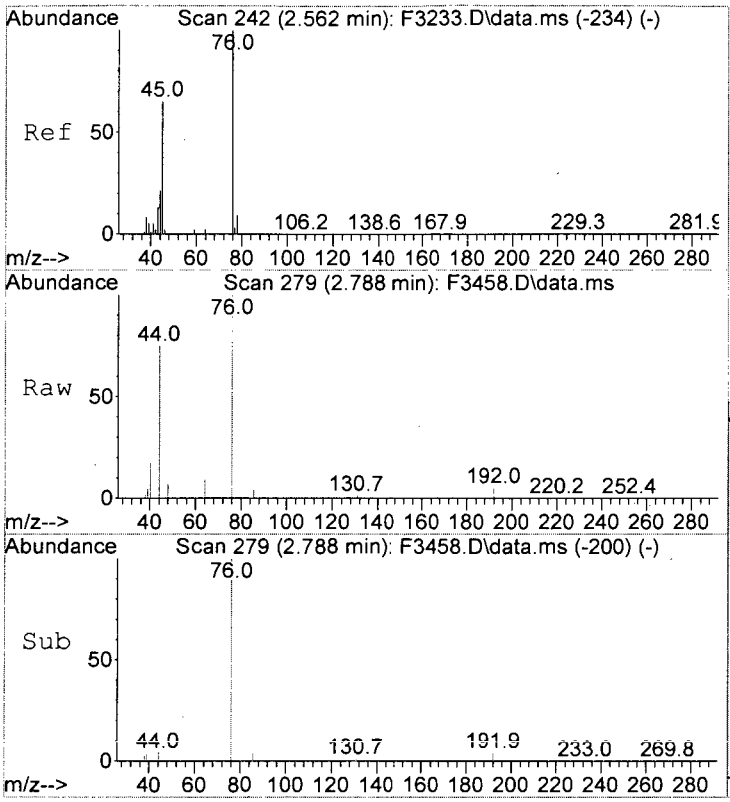

#18
Carbon Disulfide
Concen: 3.22 ug/L m
RT: 2.788 min Scan# 279
Delta R.T. 0.225 min
Lab File: F3458.D
Acq: 26 Oct 2015 5:56 pm

Tgt Ion: 76 Resp: 49937

Ion	Ratio	Lower	Upper
76	100		
78	0.0	0.0	29.4
77	0.4	0.0	22.7

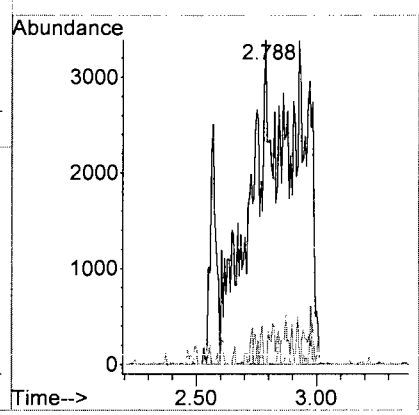

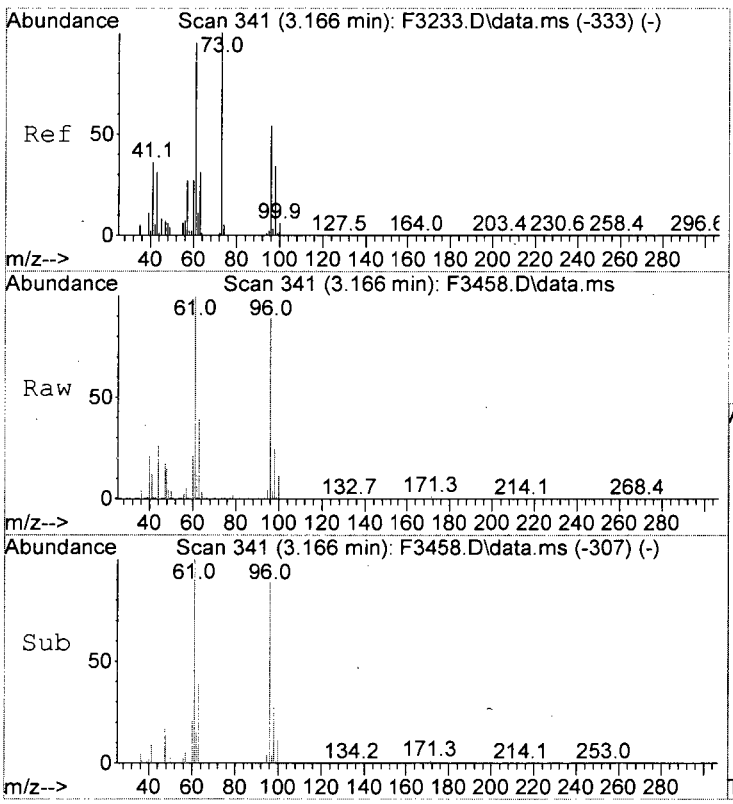

#26
trans-1,2-Dichloroethene
Concen: 1.39 ug/L
RT: 3.166 min Scan# 341
Delta R.T. -0.000 min
Lab File: F3458.D
Acq: 26 Oct 2015 5:56 pm

Tgt Ion: 96 Resp: 8330

Ion	Ratio	Lower	Upper
96	100		
98	30.6	42.3	82.3#
61	112.9	155.3	195.3#

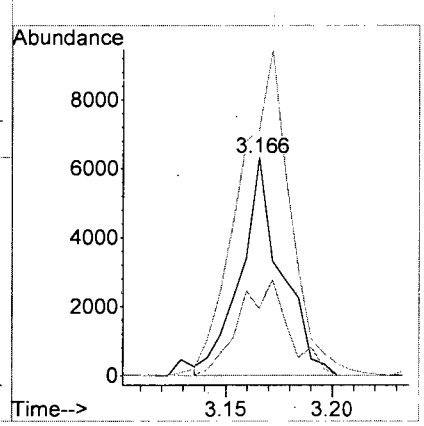

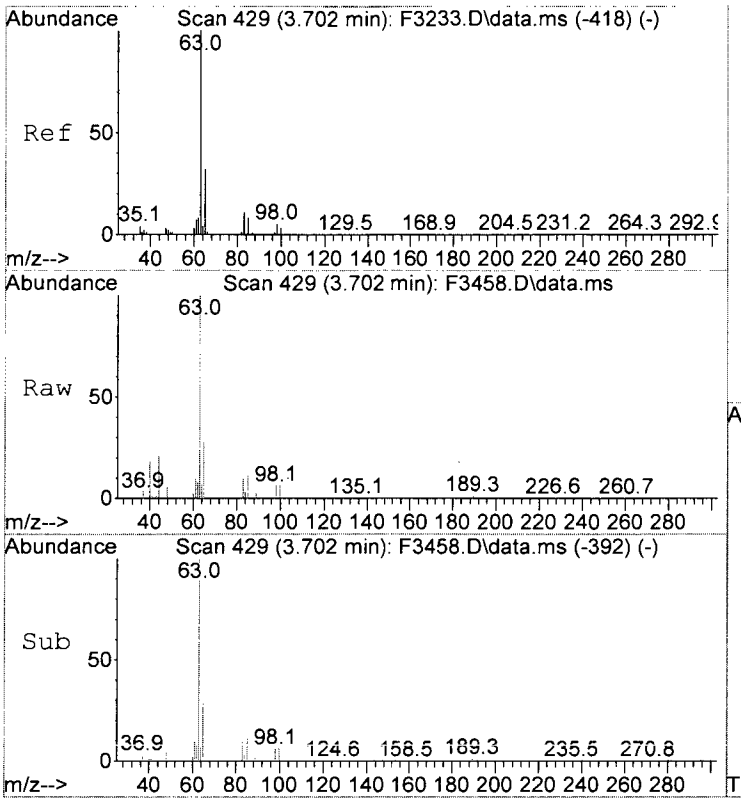

#27
1,1-Diclethane
Concen: 1.29 ug/L
RT: 3.702 min Scan# 429
Delta R.T. -0.000 min
Lab File: F3458.D
Acq: 26 Oct 2015 5:56 pm

Tgt Ion: 63 Resp: 15947

Ion	Ratio	Lower	Upper
63	100		
65	28.4	11.7	51.7
83	10.4	0.0	30.6

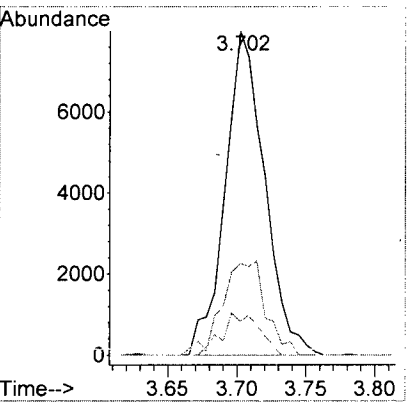

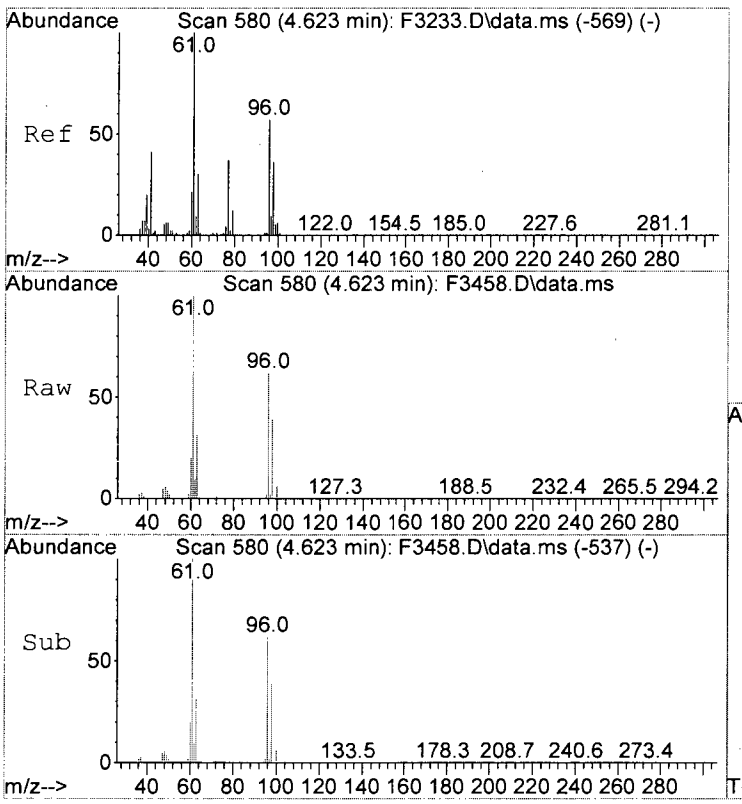

#33
cis-1,2-Dichloroethene
Concen: 67.79 ug/L
RT: 4.623 min Scan# 580
Delta R.T. 0.006 min
Lab File: F3458.D
Acq: 26 Oct 2015 5:56 pm

Tgt Ion: 96 Resp: 456600

Ion	Ratio	Lower	Upper
96	100		
61	161.8	157.0	197.0

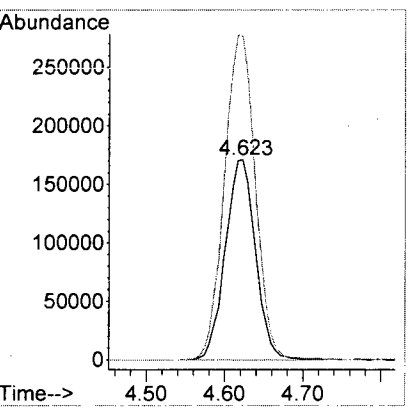

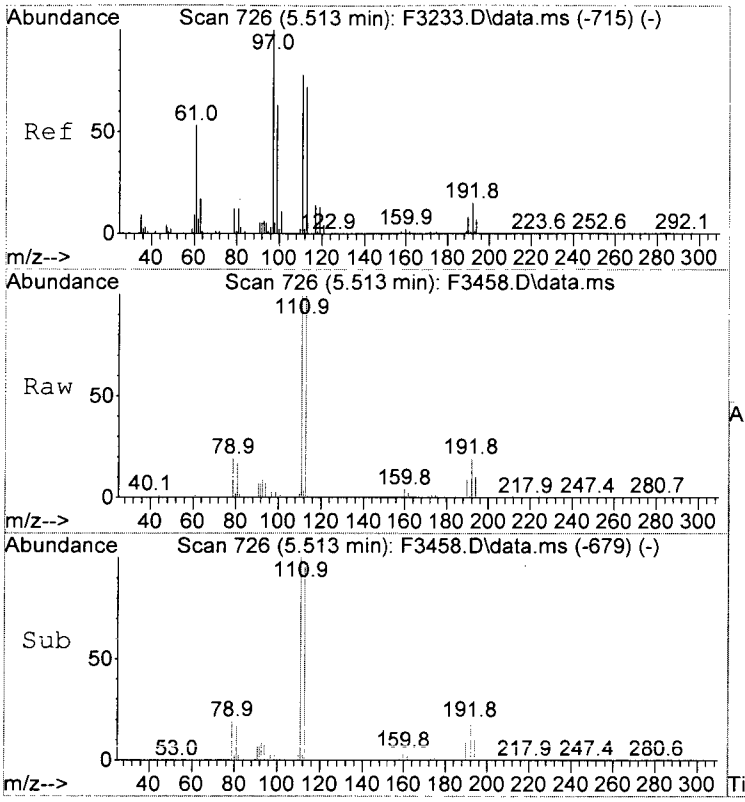

#40
1,1,1-Trichloroethane
Concen: 0.73 ug/L
RT: 5.513 min Scan# 726
Delta R.T. 0.006 min
Lab File: F3458.D
Acq: 26 Oct 2015 5:56 pm

Tgt Ion: 97 Resp: 6194

Ion	Ratio	Lower	Upper
97	100		
99	80.7	42.8	82.8
61	52.3	33.4	73.4

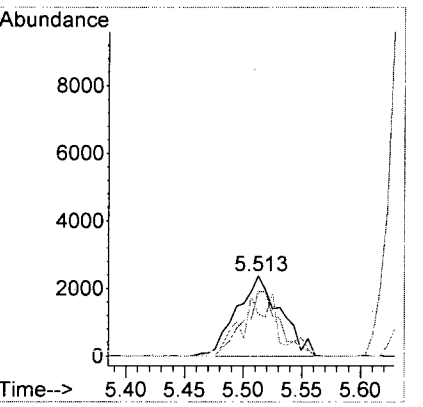

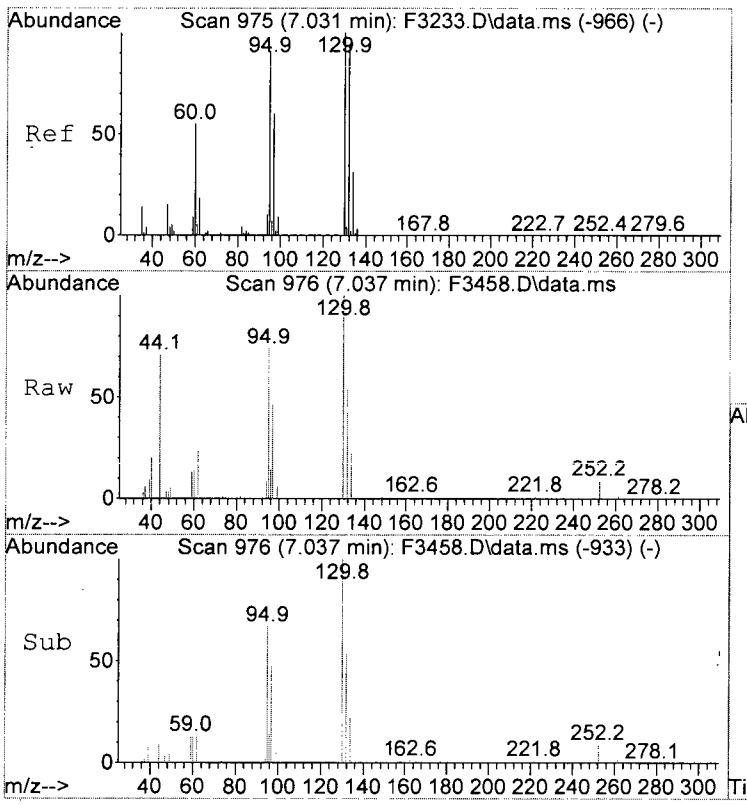

#53
Trichloroethene
Concen: 0.61 ug/L
RT: 7.037 min Scan# 976
Delta R.T. 0.012 min
Lab File: F3458.D
Acq: 26 Oct 2015 5:56 pm

Tgt Ion:130 Resp: 4056

Ion	Ratio	Lower	Upper
130	100		
132	54.3	74.1	114.1#
95	74.4	70.9	110.9
97	47.3	39.7	79.7

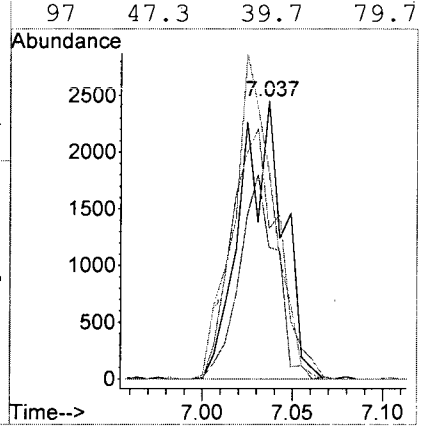

Client:	CB&I	**Service Request:**	R1509047
Project:	Textron Wheatfield/Annual Groundwater	**Date Collected:**	10/21/15 1115
Sample Matrix:	Water	**Date Received:**	10/22/15
		Date Analyzed:	10/23/15 16:09
Sample Name:	BAT-EW-6-151021	**Units:**	µg/L
Lab Code:	R1509047-005	**Basis:**	NA

Volatile Organic Compounds by GC/MS

Analytical Method:	8260C	**Analysis Lot:**	468624
Prep Method:	EPA 5030C		
Data File Name:	I:\ACQUDATA\msvoa10\data\102315\F3393.D\	**Instrument Name:**	R-MS-10
		Dilution Factor:	1

CAS No.	Analyte Name	Result	Q	MRL	MDL	Note
74-87-3	Chloromethane	1.0	U	1.0	0.21	
75-01-4	Vinyl Chloride	**0.65**	J	1.0	0.32	
75-00-3	Chloroethane	1.0	U	1.0	0.24	
74-83-9	Bromomethane	1.0	U	1.0	0.29	
75-35-4	1,1-Dichloroethene	1.0	U	1.0	0.57	
67-64-1	Acetone	5.0	U	5.0	1.3	
75-15-0	Carbon Disulfide	1.0	U	1.0	0.22	
75-09-2	Methylene Chloride	1.0	U	1.0	0.60	
156-60-5	trans-1,2-Dichloroethene	**1.6**		1.0	0.33	
75-34-3	1,1-Dichloroethane	**3.6**		1.0	0.20	
156-59-2	cis-1,2-Dichloroethene	**19**		1.0	0.30	
78-93-3	2-Butanone (MEK)	5.0	U	5.0	0.81	
67-66-3	Chloroform	**0.68**	J	1.0	0.25	
71-55-6	1,1,1-Trichloroethane	**3.5**		1.0	0.36	
56-23-5	Carbon Tetrachloride	1.0	U	1.0	0.45	
71-43-2	Benzene	1.0	U	1.0	0.20	
107-06-2	1,2-Dichloroethane	1.0	U	1.0	0.36	
79-01-6	Trichloroethene	**1.3**		1.0	0.22	
78-87-5	1,2-Dichloropropane	1.0	U	1.0	0.20	
75-27-4	Bromodichloromethane	1.0	U	1.0	0.32	
10061-01-5	cis-1,3-Dichloropropene	1.0	U	1.0	0.24	
108-10-1	4-Methyl-2-pentanone (MIBK)	5.0	U	5.0	0.67	
108-88-3	Toluene	1.0	U	1.0	0.20	
10061-02-6	trans-1,3-Dichloropropene	1.0	U	1.0	0.20	
79-00-5	1,1,2-Trichloroethane	1.0	U	1.0	0.34	
127-18-4	Tetrachloroethene	1.0	U	1.0	0.30	
591-78-6	2-Hexanone	5.0	U	5.0	1.7	
124-48-1	Dibromochloromethane	1.0	U	1.0	0.31	
108-90-7	Chlorobenzene	1.0	U	1.0	0.29	
100-41-4	Ethylbenzene	1.0	U	1.0	0.20	
179601-23-1	m,p-Xylenes	2.0	U	2.0	0.33	
95-47-6	o-Xylene	1.0	U	1.0	0.20	
100-42-5	Styrene	1.0	U	1.0	0.20	
75-25-2	Bromoform	1.0	U	1.0	0.42	
79-34-5	1,1,2,2-Tetrachloroethane	1.0	U	1.0	0.25	

Client:	CB&I	**Service Request:**	R1509047
Project:	Textron Wheatfield/Annual Groundwater	**Date Collected:**	10/21/15 1115
Sample Matrix:	Water	**Date Received:**	10/22/15
		Date Analyzed:	10/23/15 16:09
Sample Name:	BAT-EW-6-151021	**Units:**	µg/L
Lab Code:	R1509047-005	**Basis:**	NA

Volatile Organic Compounds by GC/MS

Analytical Method:	8260C	**Analysis Lot:**	468624
Prep Method:	EPA 5030C		
Data File Name:	I:\ACQUDATA\msvoa10\data\102315\F3393.D\	**Instrument Name:**	R-MS-10
		Dilution Factor:	1

CAS No.	Analyte Name	Result	Q	MRL	MDL	Note

Surrogate Name	%Rec	Control Limits	Date Analyzed	Q
4-Bromofluorobenzene	98	85-122	10/23/15 16:09	
Toluene-d8	102	87-121	10/23/15 16:09	
Dibromofluoromethane	99	89-119	10/23/15 16:09	

Quantitation Report (QT Reviewed)

Data Path : I:\ACQUDATA\msvoa10\data\102315\
Data File : F3393.D
Acq On : 23 Oct 2015 4:09 pm
Operator : F. Naegler
Sample : R1509047-005|1.0 Inst : MSVOA10
Misc : CBI 13429 T4
ALS Vial : 12 Sample Multiplier: 1

Quant Time: Oct 29 12:36:24 2015
Quant Method : I:\ACQUDATA\MSVOA10\METHODS\W101915.M
Quant Title : MS#10 - 8260B WATERS 10mL Purge
QLast Update : Tue Oct 20 12:01:30 2015
Response via : Initial Calibration

Compound	R.T.	QIon	Response	Conc	Units		Dev(Min)
Internal Standards							
1) Pentafluorobenzene	5.665	168	662721	50.00	ug/L		0.00
41) 1,4-Difluorobenzene	6.714	114	963797	50.00	ug/L		0.00
70) d5-Chlorobenzene	9.957	117	862570	50.00	ug/L		0.00
90) 1,4-Dichlorobenzene-d4	11.987	152	460660	50.00	ug/L		0.00
System Monitoring Compounds							
43) surr4,Dibrflmethane	5.513	113	292907	49.54	ug/L		0.00
Spiked Amount 50.000	Range 89 - 119		Recovery = 99.08%				
46) surr1,1,2-dichloroetha...	6.031	65	420820	52.92	ug/L		0.00
Spiked Amount 50.000	Range 73 - 125		Recovery = 105.84%				
64) SURR3,Toluene-d8	8.488	98	1125342	51.25	ug/L		0.00
Spiked Amount 50.000	Range 87 - 121		Recovery = 102.50%				
69) SURR2,BFB	11.018	95	427605	48.76	ug/L		0.00
Spiked Amount 50.000	Range 85 - 122		Recovery = 97.52%				
Target Compounds							Qvalue
4) Vinyl Chloride	1.379	62	7230	0.65	ug/L	#	61
5) Bromomethane	1.593	94	502	Below Cal		#	4
7) Freon 21	1.867	67	76371	5.97	ug/L		93
8) Trichlorofluoromethane	1.910	101	9031	0.95	ug/L		72
10) Freon 123a	2.178	67	30308	3.83	ug/L		89
14) Freon 113	2.373	101	40490	6.88	ug/L		95
15) Acetone	2.422	43	4565	0.76	ug/L	#	52
26) trans-1,2-Dichloroethene	3.159	96	9778	1.64	ug/L	#	75
27) 1,1-Diclethane	3.702	63	44535	3.60	ug/L		97
33) cis-1,2-Dichloroethene	4.616	96	130756	19.49	ug/L		94
39) Chloroform	5.244	83	7515m	0.68	ug/L		
40) 1,1,1-Trichloroethane	5.513	97	29291	3.49	ug/L		93
53) Trichloroethene	7.025	130	8494	1.29	ug/L	#	81

(#) = qualifier out of range (m) = manual integration (+) = signals summed

FJ 10/29/15

Quantitation Report (Qedit)

Data Path : I:\ACQUDATA\msvoa10\data\102315\
Data File : F3393.D
Acq On : 23 Oct 2015 4:09 pm
Operator : F. Naegler
Sample : R1509047-005|1.0 Inst : MSVOA10
Misc : CBI 13429 T4
ALS Vial : 12 Sample Multiplier: 1

Quant Time: Oct 23 16:24:24 2015
Quant Method : I:\ACQUDATA\MSVOA10\METHODS\W101915.M
Quant Title : MS#10 - 8260B WATERS 10mL Purge
QLast Update : Tue Oct 20 12:01:30 2015
Response via : Initial Calibration

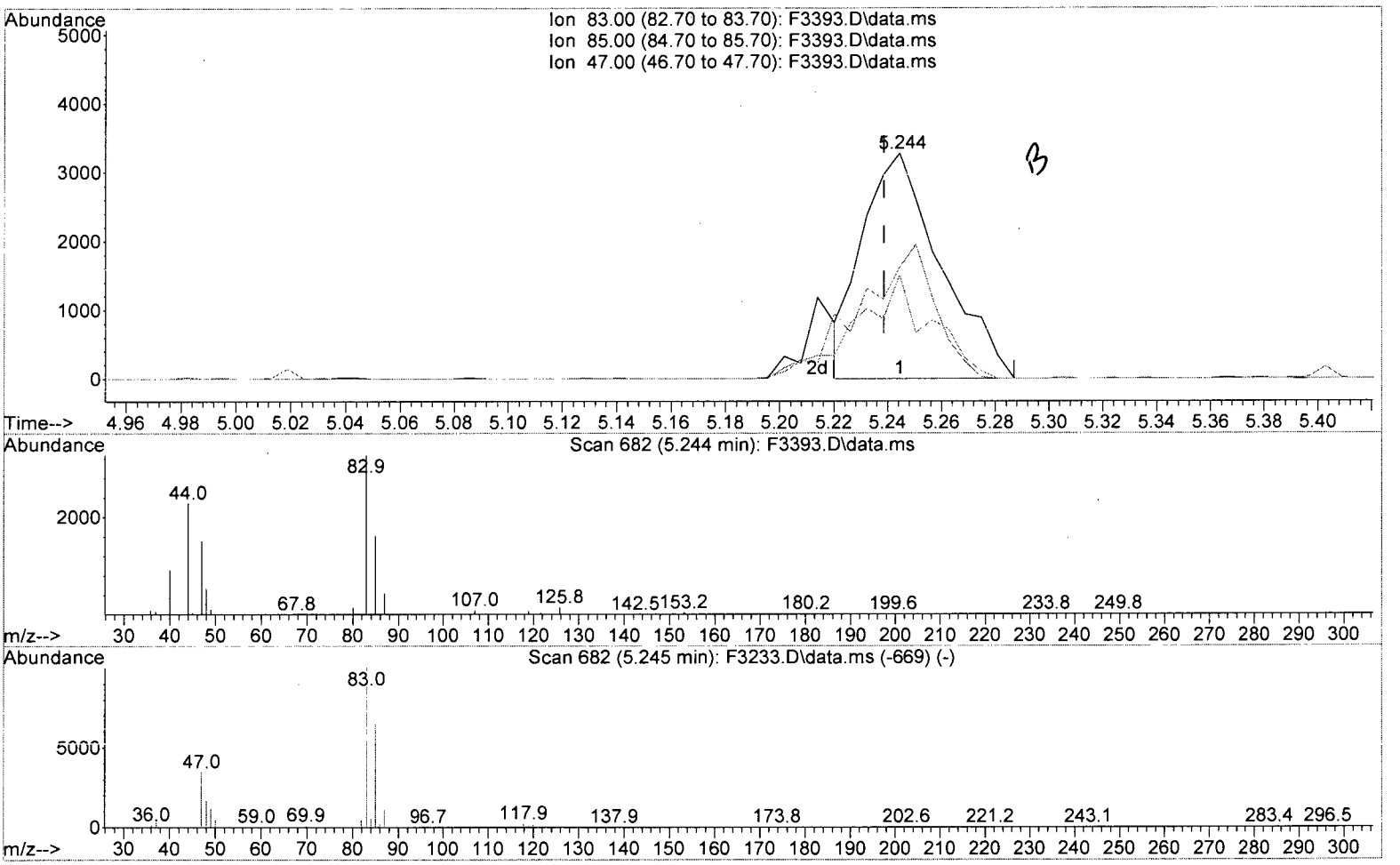

TIC: F3393.D\data.ms

(39) Chloroform (P)

5.244min (+0.006) 0.59 ug/L

response 6585

Ion	Exp%	Act%
83.00	100	100
85.00	64.70	49.46
47.00	34.40	45.98
0.00	0.00	0.00

Quantitation Report (Qedit)

Data Path : I:\ACQUDATA\msvoa10\data\102315\
Data File : F3393.D
Acq On : 23 Oct 2015 4:09 pm
Operator : F. Naegler
Sample : R1509047-005|1.0 Inst : MSVOA10
Misc : CBI 13429 T4
ALS Vial : 12 Sample Multiplier: 1

Quant Time: Oct 23 16:24:24 2015
Quant Method : I:\ACQUDATA\MSVOA10\METHODS\W101915.M
Quant Title : MS#10 - 8260B WATERS 10mL Purge
QLast Update : Tue Oct 20 12:01:30 2015
Response via : Initial Calibration

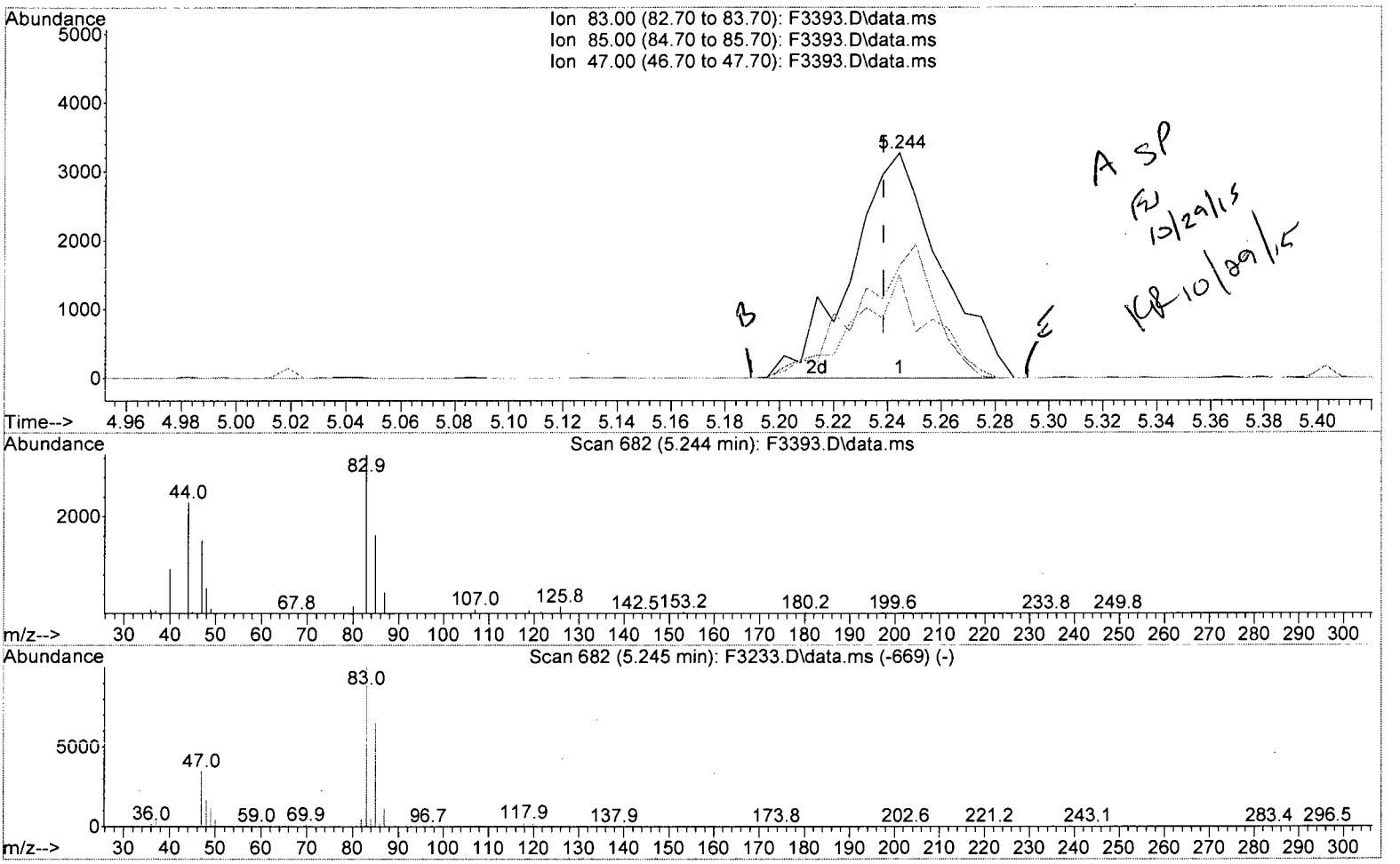

TIC: F3393.D\data.ms

(39) Chloroform (P)

5.244min (+0.006) 0.68 ug/L m

response 7515

Ion	Exp%	Act%
83.00	100	100
85.00	64.70	49.46
47.00	34.40	45.98
0.00	0.00	0.00

Quantitation Report (QT Reviewed)

Data Path : I:\ACQUDATA\msvoa10\data\102315\
Data File : F3393.D
Acq On : 23 Oct 2015 4:09 pm
Operator : F. Naegler
Sample : R1509047-005|1.0 Inst : MSVOA10
Misc : CBI 13429 T4
ALS Vial : 12 Sample Multiplier: 1

Quant Time: Oct 29 12:36:24 2015
Quant Method : I:\ACQUDATA\MSVOA10\METHODS\W101915.M
Quant Title : MS#10 - 8260B WATERS 10mL Purge
QLast Update : Tue Oct 20 12:01:30 2015
Response via : Initial Calibration

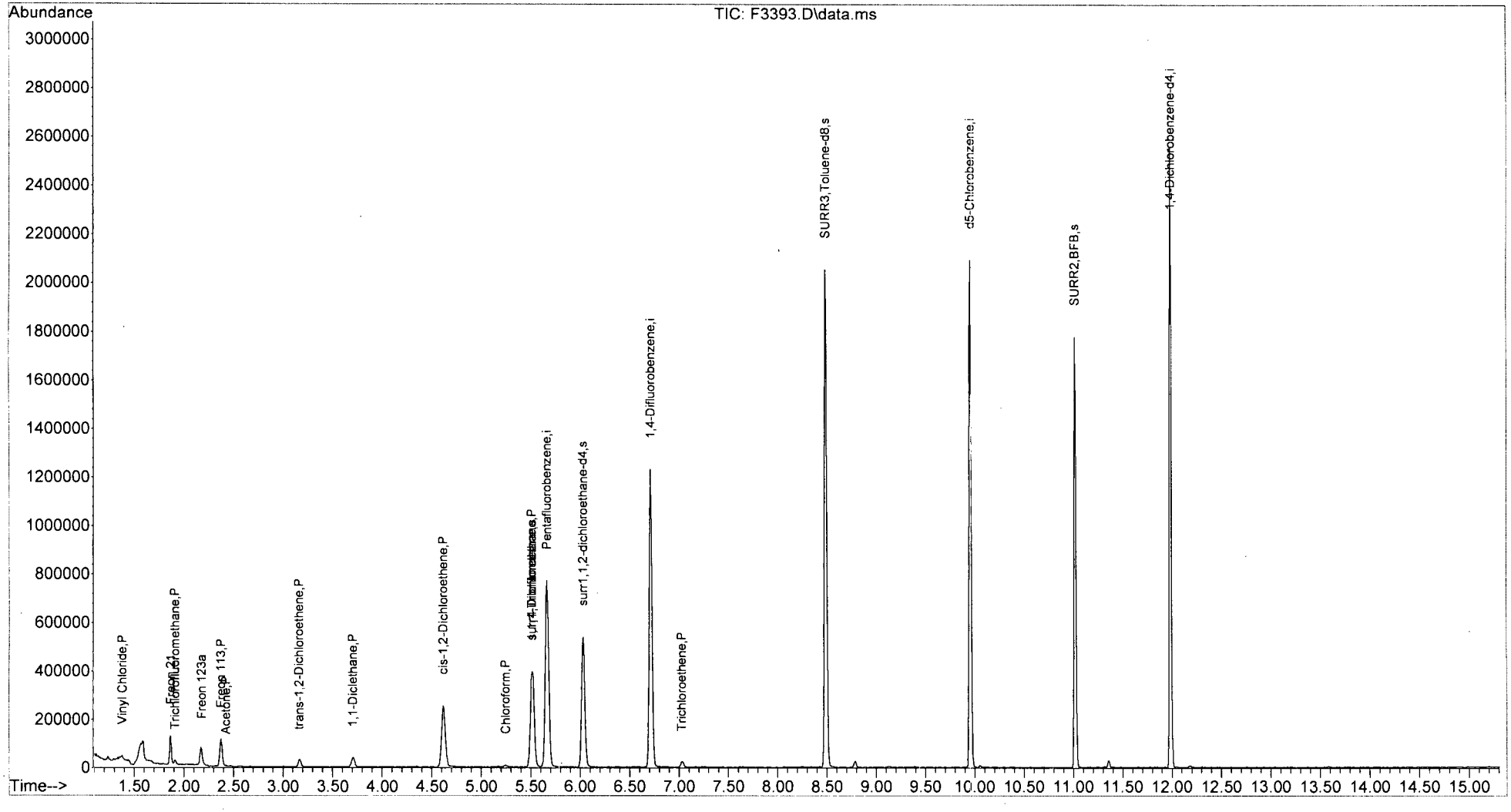

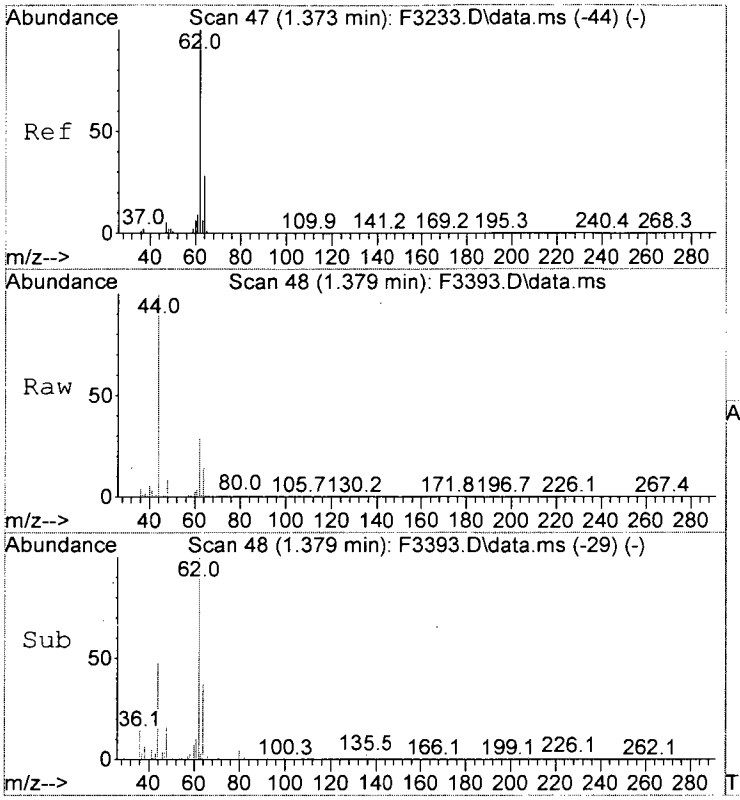

#4
Vinyl Chloride
Concen: 0.65 ug/L
RT: 1.379 min Scan# 48
Delta R.T. -0.000 min
Lab File: F3393.D
Acq: 23 Oct 2015 4:09 pm

Tgt Ion: 62 Resp: 7230

Ion	Ratio	Lower	Upper
62	100		
64	49.0	8.4	48.4#

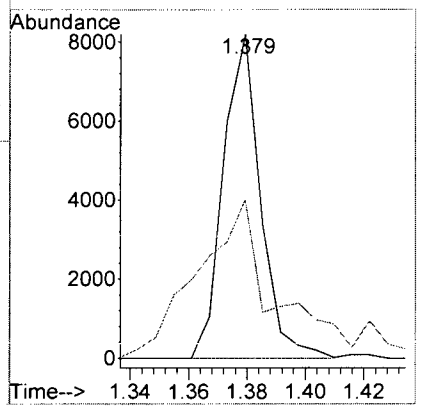

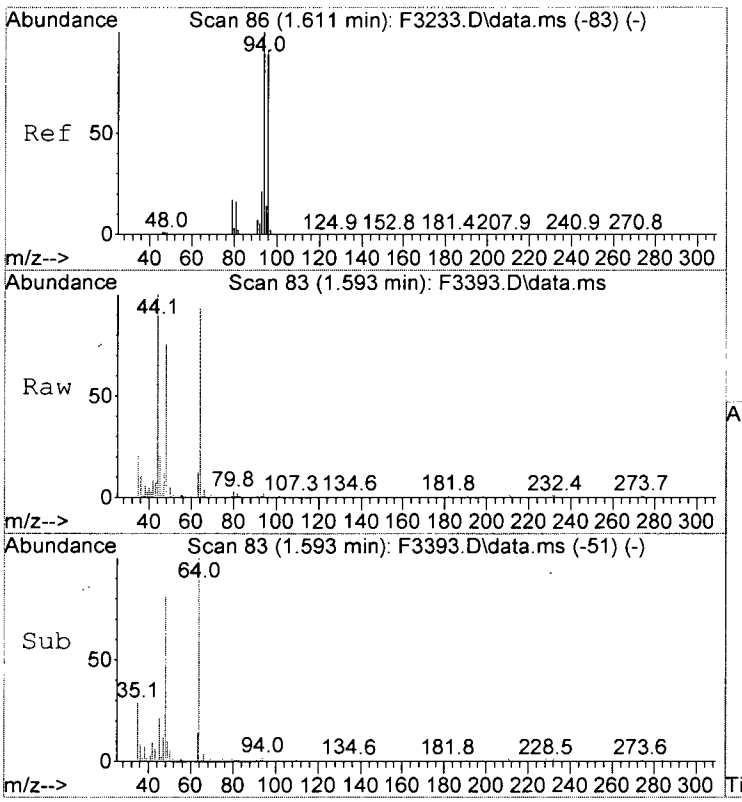

#5
Bromomethane
Concen: Below Cal
RT: 1.593 min Scan# 83
Delta R.T. -0.030 min
Lab File: F3393.D
Acq: 23 Oct 2015 4:09 pm

Tgt Ion: 94 Resp: 502

Ion	Ratio	Lower	Upper
94	100		
96	0.0	71.0	111.0#

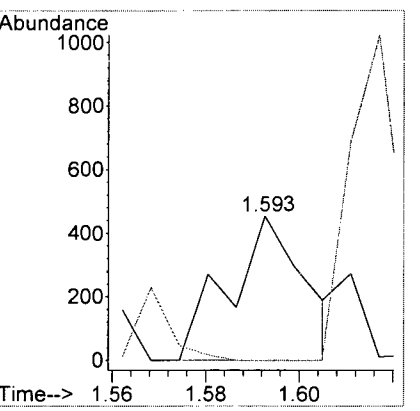

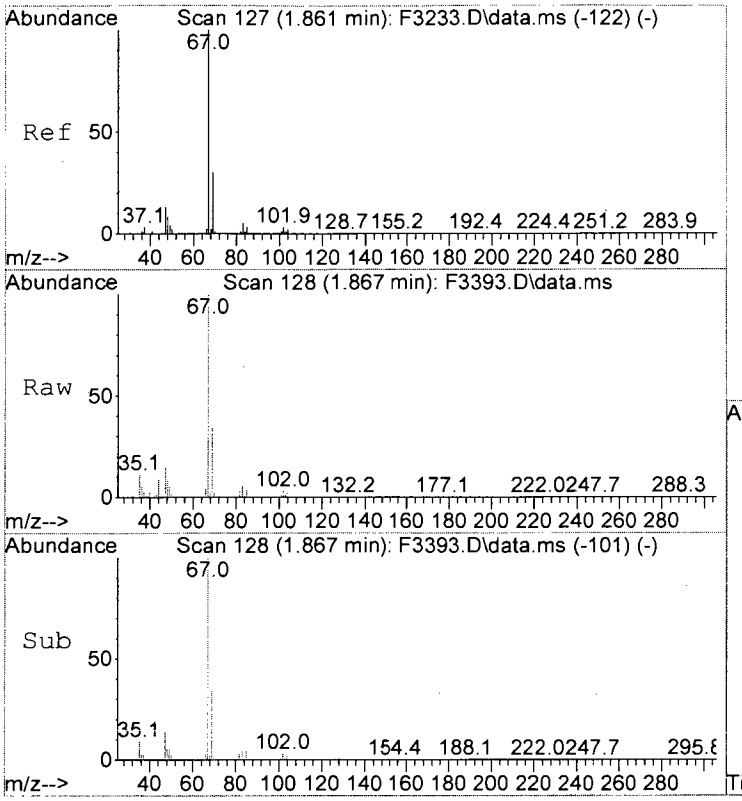

#7
Freon 21
Concen: 5.97 ug/L
RT: 1.867 min Scan# 128
Delta R.T. -0.000 min
Lab File: F3393.D
Acq: 23 Oct 2015 4:09 pm

Tgt Ion: 67 Resp: 76371

Ion	Ratio	Lower	Upper
67	100		
69	33.6	9.8	49.8

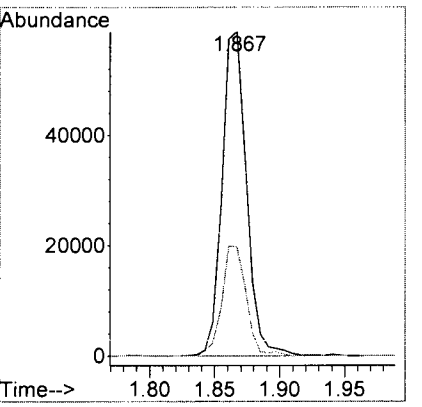

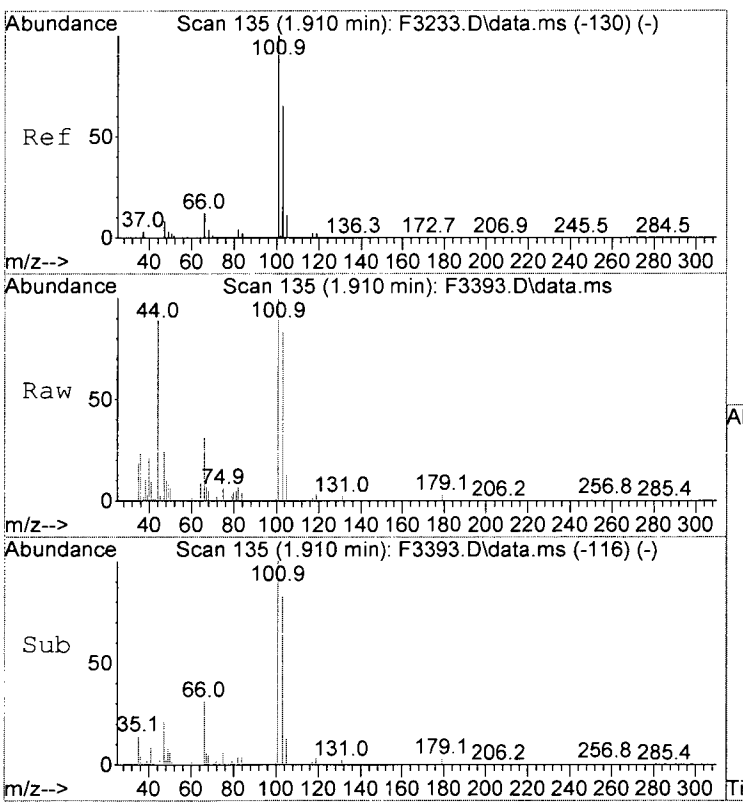

#8
Trichlorofluoromethane
Concen: 0.95 ug/L
RT: 1.910 min Scan# 135
Delta R.T. -0.006 min
Lab File: F3393.D
Acq: 23 Oct 2015 4:09 pm

Tgt Ion:101 Resp: 9031

Ion	Ratio	Lower	Upper
101	100		
103	83.4	44.4	84.4
66	30.9	0.0	32.9

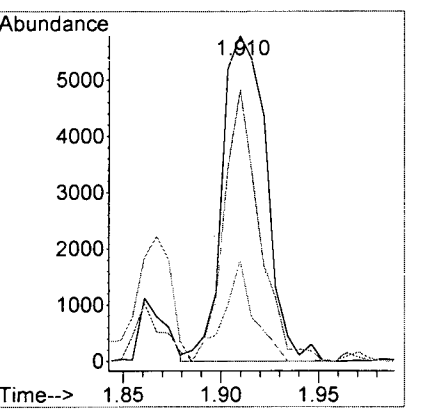

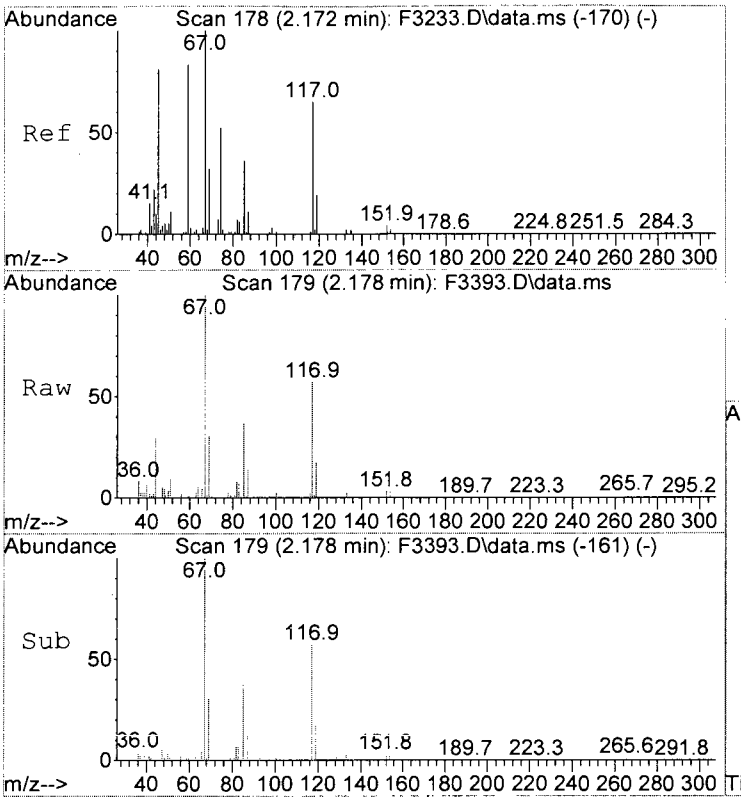

#10
Freon 123a
Concen: 3.83 ug/L
RT: 2.178 min Scan# 179
Delta R.T. -0.000 min
Lab File: F3393.D
Acq: 23 Oct 2015 4:09 pm

Tgt Ion: 67 Resp: 30308

Ion	Ratio	Lower	Upper
67	100		
117	56.9	46.0	86.0

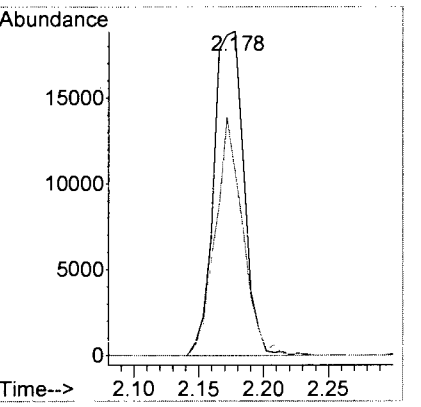

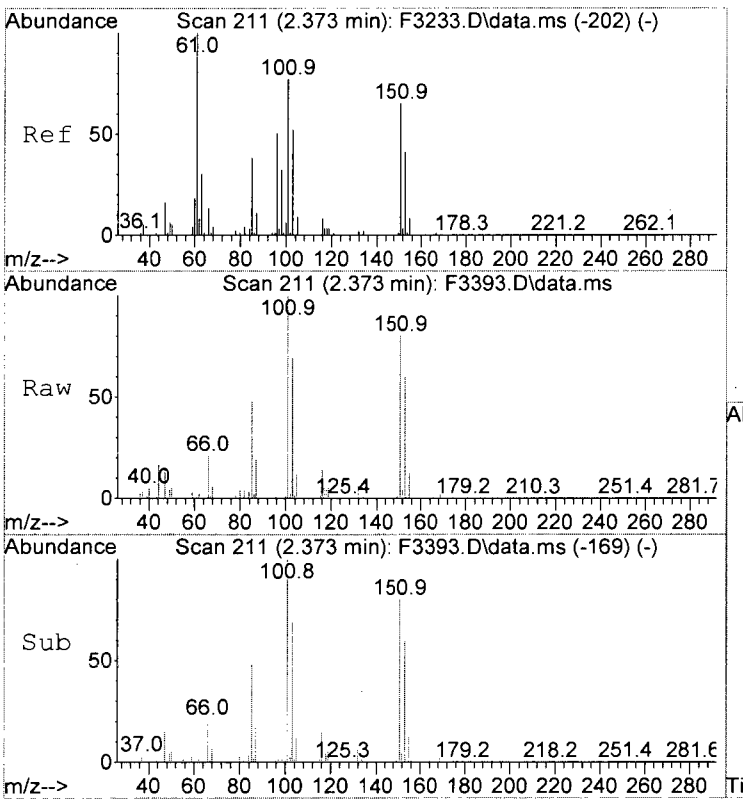

#14
Freon 113
Concen: 6.88 ug/L
RT: 2.373 min Scan# 211
Delta R.T. -0.000 min
Lab File: F3393.D
Acq: 23 Oct 2015 4:09 pm

Tgt Ion:101 Resp: 40490

Ion	Ratio	Lower	Upper
101	100		
151	80.0	64.5	104.5

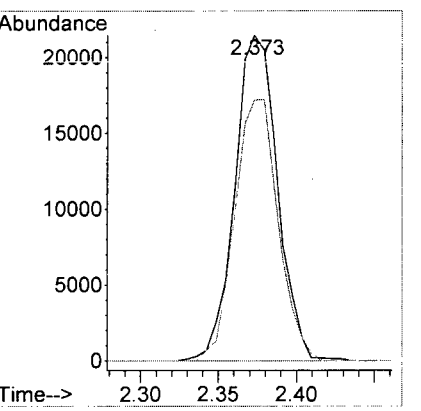

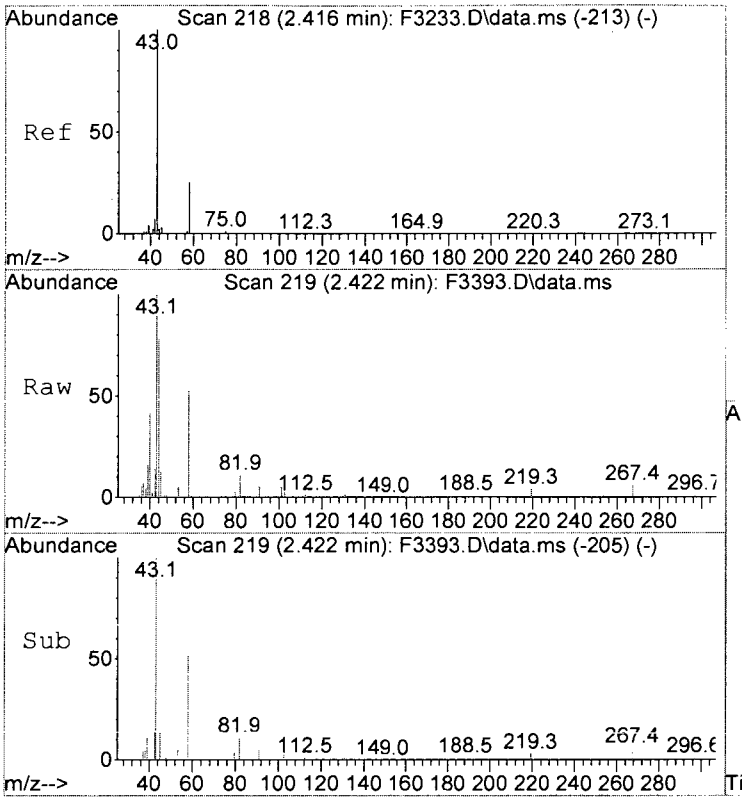

#15
Acetone
Concen: 0.76 ug/L
RT: 2.422 min Scan# 219
Delta R.T. 0.012 min
Lab File: F3393.D
Acq: 23 Oct 2015 4:09 pm

Tgt Ion: 43 Resp: 4565

Ion	Ratio	Lower	Upper
43	100		
58	52.1	4.3	44.3#
42	14.4	0.0	27.3

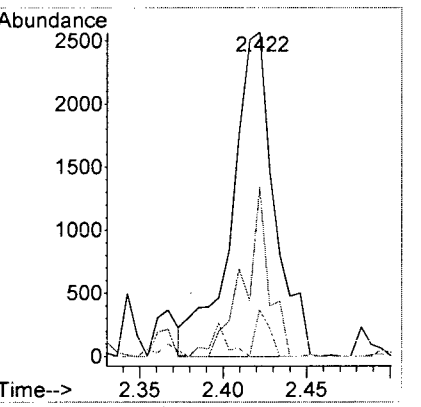

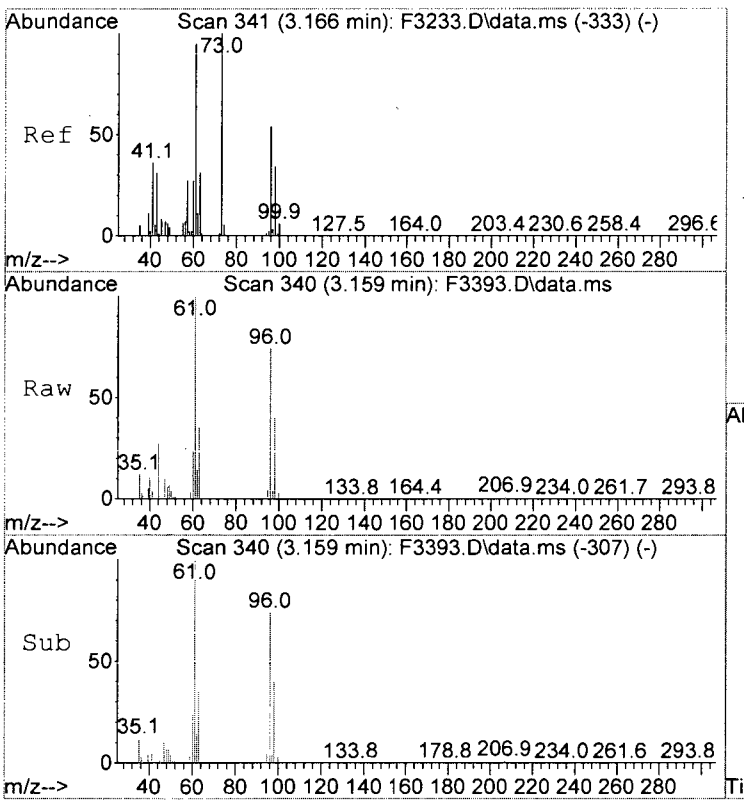

#26
trans-1,2-Dichloroethene
Concen: 1.64 ug/L
RT: 3.159 min Scan# 340
Delta R.T. -0.006 min
Lab File: F3393.D
Acq: 23 Oct 2015 4:09 pm

Tgt Ion: 96 Resp: 9778

Ion	Ratio	Lower	Upper
96	100		
98	53.3	42.3	82.3
61	134.6	155.3	195.3#

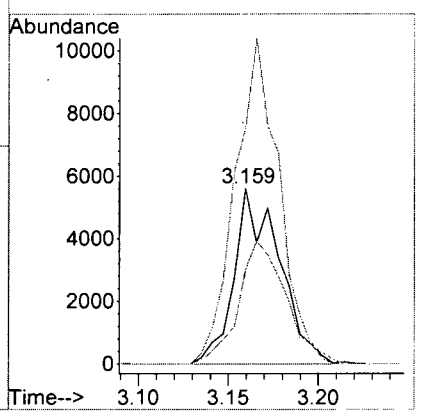

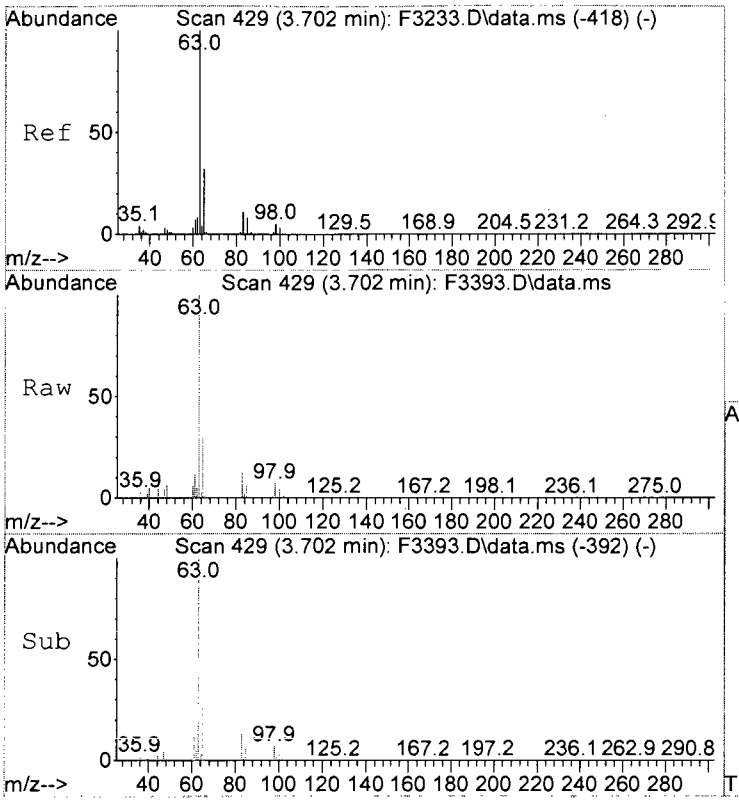

#27
1,1-Diclethane
Concen: 3.60 ug/L
RT: 3.702 min Scan# 429
Delta R.T. -0.000 min
Lab File: F3393.D
Acq: 23 Oct 2015 4:09 pm

Tgt Ion: 63 Resp: 44535

Ion	Ratio	Lower	Upper
63	100		
65	30.5	11.7	51.7
83	12.9	0.0	30.6

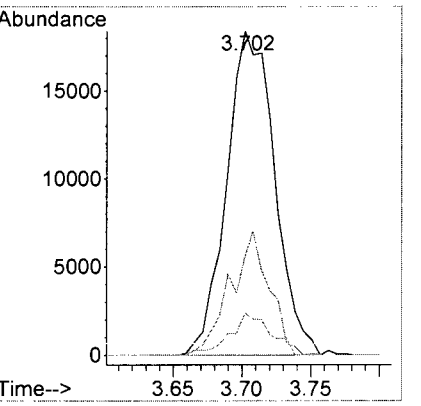

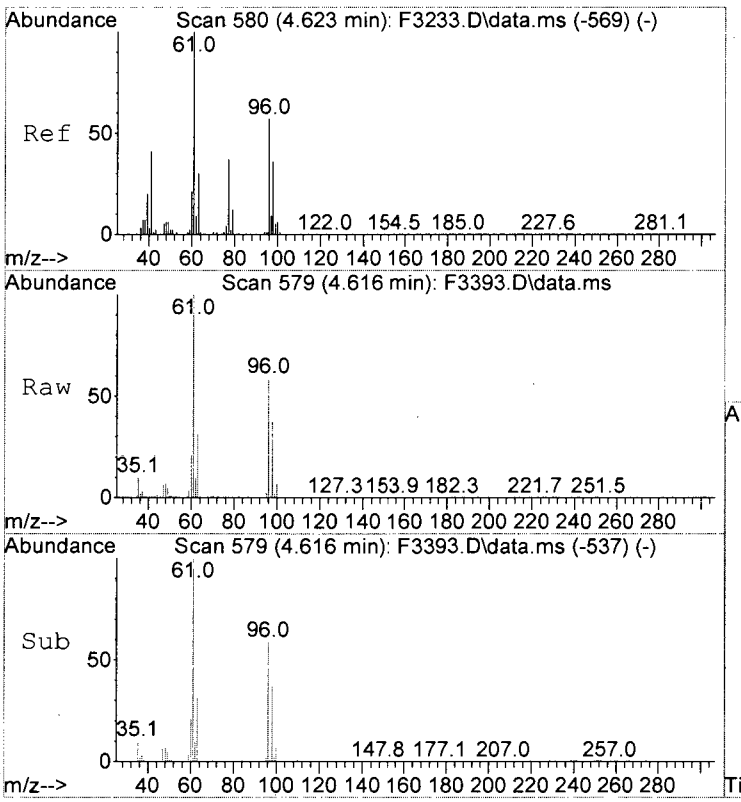

#33
cis-1,2-Dichloroethene
Concen: 19.49 ug/L
RT: 4.616 min Scan# 579
Delta R.T. -0.000 min
Lab File: F3393.D
Acq: 23 Oct 2015 4:09 pm

Tgt Ion: 96 Resp: 130756

Ion	Ratio	Lower	Upper
96	100		
61	169.1	157.0	197.0

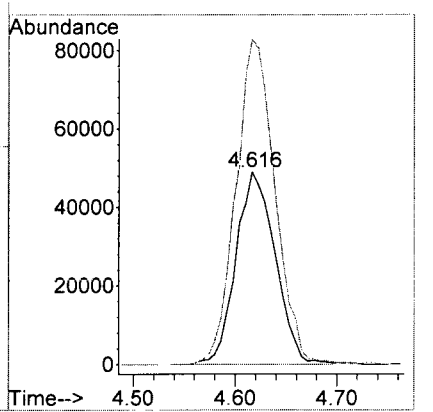

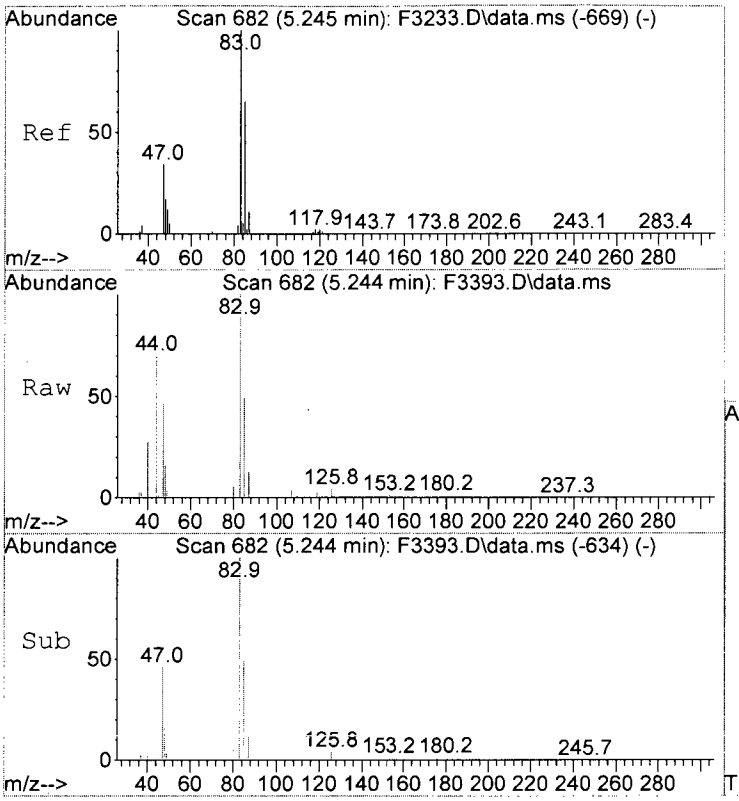

#39
Chloroform
Concen: 0.68 ug/L m
RT: 5.244 min Scan# 682
Delta R.T. 0.006 min
Lab File: F3393.D
Acq: 23 Oct 2015 4:09 pm

Tgt Ion: 83 Resp: 7515

Ion	Ratio	Lower	Upper
83	100		
85	49.5	44.7	84.7
47	46.0	14.4	54.4

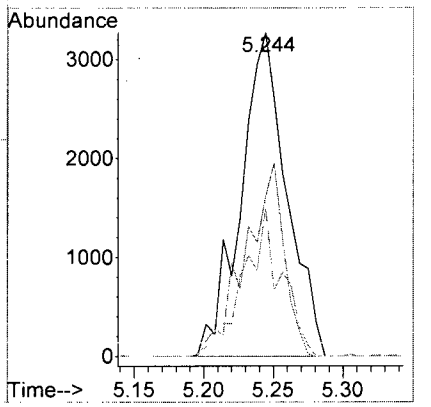

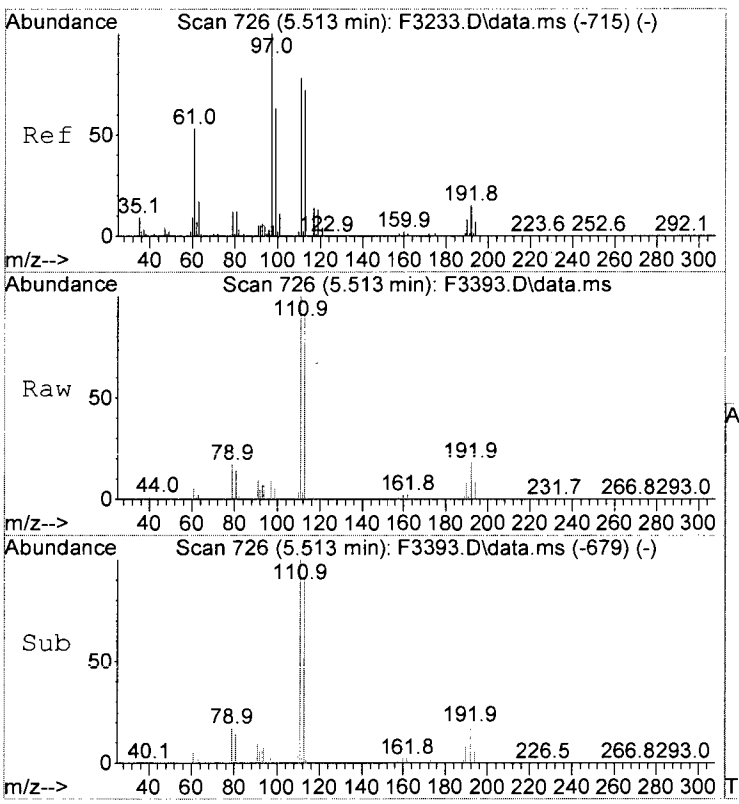

#40
1,1,1-Trichloroethane
Concen: 3.49 ug/L
RT: 5.513 min Scan# 726
Delta R.T. 0.006 min
Lab File: F3393.D
Acq: 23 Oct 2015 4:09 pm

Tgt Ion: 97 Resp: 29291

Ion	Ratio	Lower	Upper
97	100		
99	57.2	42.8	82.8
61	58.2	33.4	73.4

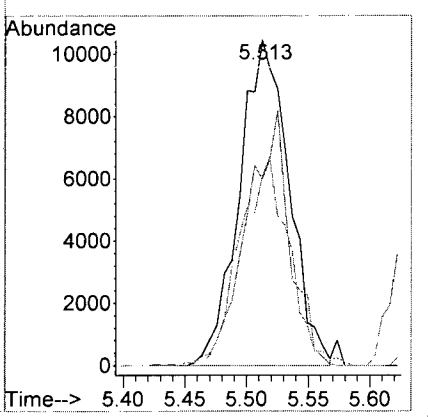

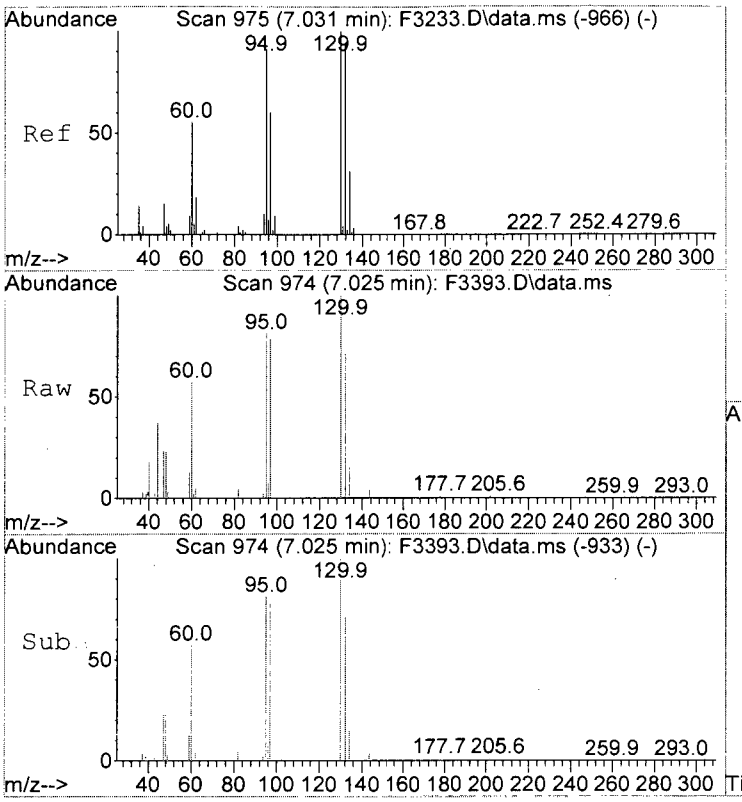

#53
Trichloroethene
Concen: 1.29 ug/L
RT: 7.025 min Scan# 974
Delta R.T. -0.000 min
Lab File: F3393.D
Acq: 23 Oct 2015 4:09 pm

Tgt Ion:130 Resp: 8494

Ion	Ratio	Lower	Upper
130	100		
132	71.3	74.1	114.1#
95	80.7	70.9	110.9
97	78.1	39.7	79.7

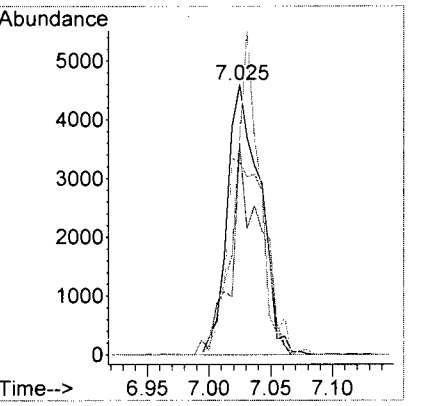

Client:	CB&I	**Service Request:**	R1509047
Project:	Textron Wheatfield/Annual Groundwater	**Date Collected:**	10/21/15 1150
Sample Matrix:	Water	**Date Received:**	10/22/15
		Date Analyzed:	10/23/15 16:34
Sample Name:	BAT-93-03(1)-151021	**Units:**	µg/L
Lab Code:	R1509047-006	**Basis:**	NA

Volatile Organic Compounds by GC/MS

Analytical Method:	8260C	**Analysis Lot:**	468624
Prep Method:	EPA 5030C		
Data File Name:	I:\ACQUDATA\msvoa10\data\102315\F3394.D\	**Instrument Name:**	R-MS-10
		Dilution Factor:	1

CAS No.	Analyte Name	Result	Q	MRL	MDL	Note
74-87-3	Chloromethane	1.0	U	1.0	0.21	
75-01-4	Vinyl Chloride	1.0	U	1.0	0.32	
75-00-3	Chloroethane	1.0	U	1.0	0.24	
74-83-9	Bromomethane	1.0	U	1.0	0.29	
75-35-4	1,1-Dichloroethene	1.0	U	1.0	0.57	
67-64-1	Acetone	5.0	U	5.0	1.3	
75-15-0	Carbon Disulfide	**4.5**		1.0	0.22	
75-09-2	Methylene Chloride	1.0	U	1.0	0.60	
156-60-5	trans-1,2-Dichloroethene	1.0	U	1.0	0.33	
75-34-3	1,1-Dichloroethane	1.0	U	1.0	0.20	
156-59-2	cis-1,2-Dichloroethene	**0.37**	J	1.0	0.30	
78-93-3	2-Butanone (MEK)	5.0	U	5.0	0.81	
67-66-3	Chloroform	1.0	U	1.0	0.25	
71-55-6	1,1,1-Trichloroethane	1.0	U	1.0	0.36	
56-23-5	Carbon Tetrachloride	1.0	U	1.0	0.45	
71-43-2	Benzene	1.0	U	1.0	0.20	
107-06-2	1,2-Dichloroethane	1.0	U	1.0	0.36	
79-01-6	Trichloroethene	1.0	U	1.0	0.22	
78-87-5	1,2-Dichloropropane	1.0	U	1.0	0.20	
75-27-4	Bromodichloromethane	1.0	U	1.0	0.32	
10061-01-5	cis-1,3-Dichloropropene	1.0	U	1.0	0.24	
108-10-1	4-Methyl-2-pentanone (MIBK)	5.0	U	5.0	0.67	
108-88-3	Toluene	1.0	U	1.0	0.20	
10061-02-6	trans-1,3-Dichloropropene	1.0	U	1.0	0.20	
79-00-5	1,1,2-Trichloroethane	1.0	U	1.0	0.34	
127-18-4	Tetrachloroethene	1.0	U	1.0	0.30	
591-78-6	2-Hexanone	5.0	U	5.0	1.7	
124-48-1	Dibromochloromethane	1.0	U	1.0	0.31	
108-90-7	Chlorobenzene	1.0	U	1.0	0.29	
100-41-4	Ethylbenzene	1.0	U	1.0	0.20	
179601-23-1	m,p-Xylenes	2.0	U	2.0	0.33	
95-47-6	o-Xylene	1.0	U	1.0	0.20	
100-42-5	Styrene	1.0	U	1.0	0.20	
75-25-2	Bromoform	1.0	U	1.0	0.42	
79-34-5	1,1,2,2-Tetrachloroethane	1.0	U	1.0	0.25	

Client:	CB&I	**Service Request:**	R1509047
Project:	Textron Wheatfield/Annual Groundwater	**Date Collected:**	10/21/15 1150
Sample Matrix:	Water	**Date Received:**	10/22/15
		Date Analyzed:	10/23/15 16:34
Sample Name:	BAT-93-03(1)-151021	**Units:**	µg/L
Lab Code:	R1509047-006	**Basis:**	NA

Volatile Organic Compounds by GC/MS

Analytical Method:	8260C	**Analysis Lot:**	468624
Prep Method:	EPA 5030C		
Data File Name:	I:\ACQUDATA\msvoa10\data\102315\F3394.D\	**Instrument Name:**	R-MS-10
		Dilution Factor:	1

CAS No.	Analyte Name	Result	Q	MRL	MDL	Note

Surrogate Name	%Rec	Control Limits	Date Analyzed	Q
4-Bromofluorobenzene	97	85-122	10/23/15 16:34	
Toluene-d8	102	87-121	10/23/15 16:34	
Dibromofluoromethane	101	89-119	10/23/15 16:34	

Quantitation Report (QT Reviewed)

Data Path : I:\ACQUDATA\msvoa10\data\102315\
Data File : F3394.D
Acq On : 23 Oct 2015 4:34 pm
Operator : F. Naegler
Sample : R1509047-006|1.0 Inst : MSVOA10
Misc : CBI 13429 T4
ALS Vial : 13 Sample Multiplier: 1

Quant Time: Oct 29 12:39:43 2015
Quant Method : I:\ACQUDATA\MSVOA10\METHODS\W101915.M
Quant Title : MS#10 - 8260B WATERS 10mL Purge
QLast Update : Tue Oct 20 12:01:30 2015
Response via : Initial Calibration

Compound	R.T.	QIon	Response	Conc	Units	Dev(Min)
Internal Standards						
1) Pentafluorobenzene	5.665	168	666287	50.00	ug/L	0.00
41) 1,4-Difluorobenzene	6.714	114	973421	50.00	ug/L	0.00
70) d5-Chlorobenzene	9.957	117	871253	50.00	ug/L	0.00
90) 1,4-Dichlorobenzene-d4	11.987	152	452798	50.00	ug/L	0.00
System Monitoring Compounds						
43) surr4,Dibrflmethane	5.519	113	300252	50.28	ug/L	0.00
Spiked Amount 50.000	Range 89 - 119		Recovery = 100.56%			
46) surr1,1,2-dichloroetha...	6.031	65	421442	52.47	ug/L	0.00
Spiked Amount 50.000	Range 73 - 125		Recovery = 104.94%			
64) SURR3,Toluene-d8	8.488	98	1136642	51.25	ug/L	0.00
Spiked Amount 50.000	Range 87 - 121		Recovery = 102.50%			
69) SURR2,BFB	11.018	95	428812	48.42	ug/L	0.00
Spiked Amount 50.000	Range 85 - 122		Recovery = 96.84%			
Target Compounds						Qvalue
5) Bromomethane	1.568	94	367	Below Cal	#	8
15) Acetone	2.416	43	3087	0.51	ug/L	69
18) Carbon Disulfide	2.562	76	70413m	4.54	ug/L	
19) Acetonitrile	2.666	40	1363	0.93	ug/L #	1
33) cis-1,2-Dichloroethene	4.623	96	2489m	0.37	ug/L	
79) 4-Chlorobenzotrifluoride	10.048	180	1985	0.22	ug/L #	52

(#) = qualifier out of range (m) = manual integration (+) = signals summed

FU 10/29/15

Quantitation Report (Qedit)

Data Path : I:\ACQUDATA\msvoa10\data\102315\
Data File : F3394.D
Acq On : 23 Oct 2015 4:34 pm
Operator : F. Naegler
Sample : R1509047-006|1.0 Inst : MSVOA10
Misc : CBI 13429 T4
ALS Vial : 13 Sample Multiplier: 1

Quant Time: Oct 23 16:48:32 2015
Quant Method : I:\ACQUDATA\MSVOA10\METHODS\W101915.M
Quant Title : MS#10 - 8260B WATERS 10mL Purge
QLast Update : Tue Oct 20 12:01:30 2015
Response via : Initial Calibration

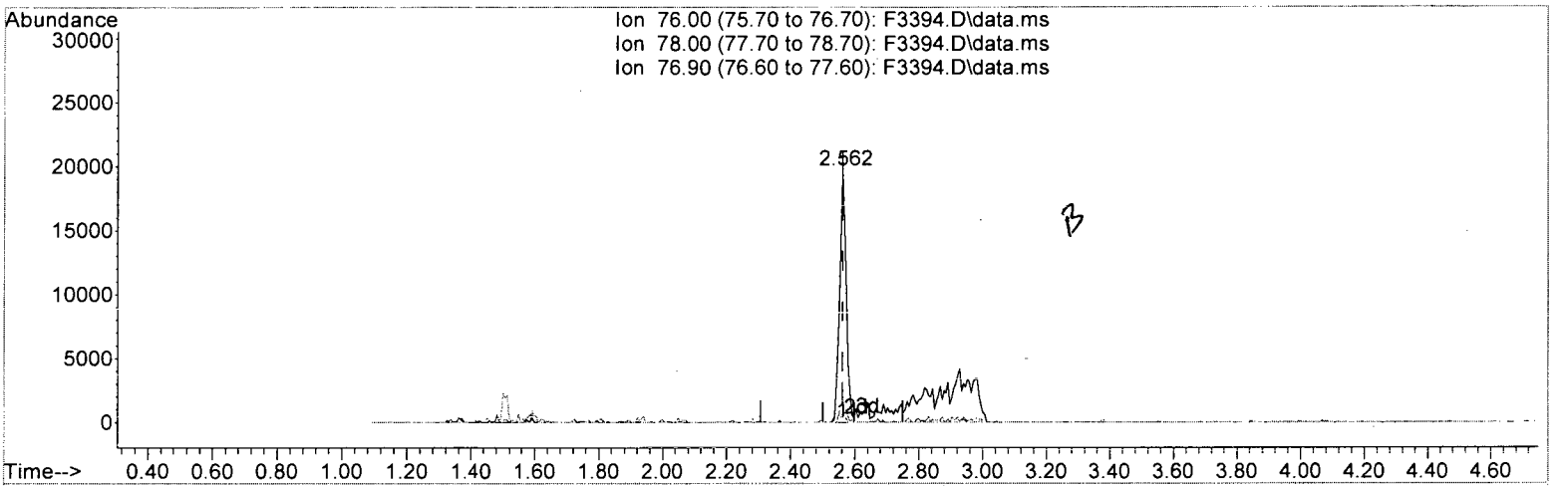





TIC: F3394.D\data.ms

(18) Carbon Disulfide (P)

2.562min (-0.000) 1.82 ug/L

response 28209

Ion	Exp%	Act%
76.00	100	100
78.00	9.40	9.53
76.90	2.70	3.34
0.00	0.00	0.00

Data Path : I:\ACQUDATA\msvoa10\data\102315\
Data File : F3394.D
Acq On : 23 Oct 2015 4:34 pm
Operator : F. Naegler
Sample : R1509047-006|1.0 Inst : MSVOA10
Misc : CBI 13429 T4
ALS Vial : 13 Sample Multiplier: 1

Quant Time: Oct 23 16:48:32 2015
Quant Method : I:\ACQUDATA\MSVOA10\METHODS\W101915.M
Quant Title : MS#10 - 8260B WATERS 10mL Purge
QLast Update : Tue Oct 20 12:01:30 2015
Response via : Initial Calibration

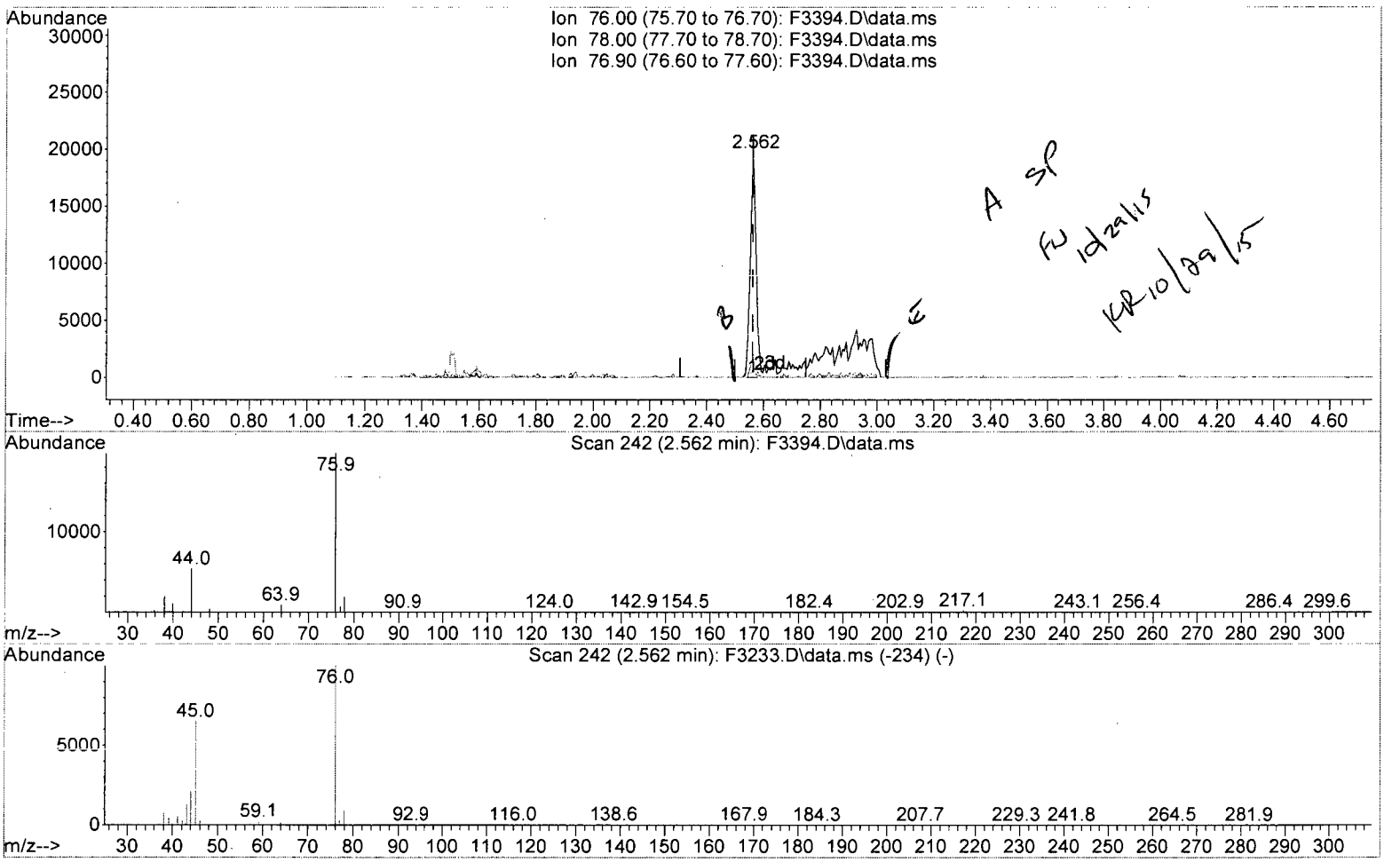

TIC: F3394.D\data.ms

(18) Carbon Disulfide (P)

2.562min (-0.000) 4.54 ug/L m

response 70413

Ion	Exp%	Act%
76.00	100	100
78.00	9.40	9.53
76.90	2.70	3.34
0.00	0.00	0.00

Quantitation Report (Qedit)

Data Path : I:\ACQUDATA\msvoa10\data\102315\
Data File : F3394.D
Acq On : 23 Oct 2015 4:34 pm
Operator : F. Naegler
Sample : R1509047-006|1.0 Inst : MSVOA10
Misc : CBI 13429 T4
ALS Vial : 13 Sample Multiplier: 1

Quant Time: Oct 23 16:48:32 2015
Quant Method : I:\ACQUDATA\MSVOA10\METHODS\W101915.M
Quant Title : MS#10 - 8260B WATERS 10mL Purge
QLast Update : Tue Oct 20 12:01:30 2015
Response via : Initial Calibration

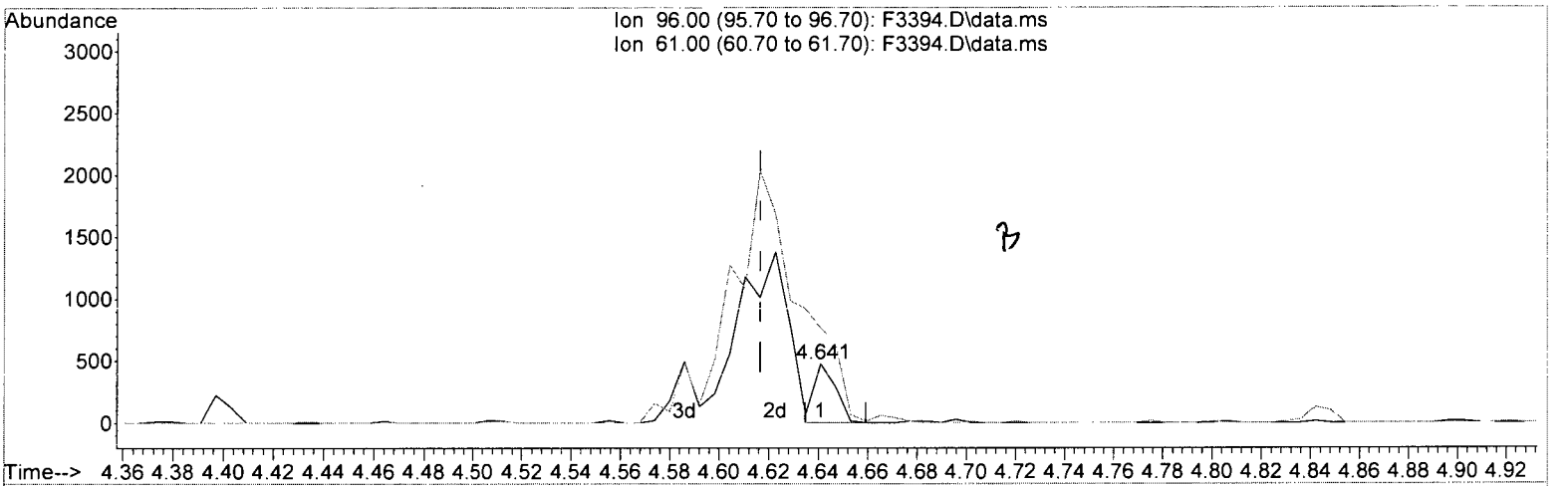





TIC: F3394.D\data.ms

(33) cis-1,2-Dichloroethene (P)

4.641min (+0.024) 0.04 ug/L

response 284

Ion	Exp%	Act%
96.00	100	100
61.00	177.00	160.55
0.00	0.00	0.00
0.00	0.00	0.00

Quantitation Report (Qedit)

Data Path : I:\ACQUDATA\msvoa10\data\102315\
Data File : F3394.D
Acq On : 23 Oct 2015 4:34 pm
Operator : F. Naegler
Sample : R1509047-006|1.0 Inst : MSVOA10
Misc : CBI 13429 T4
ALS Vial : 13 Sample Multiplier: 1

Quant Time: Oct 23 16:48:32 2015
Quant Method : I:\ACQUDATA\MSVOA10\METHODS\W101915.M
Quant Title : MS#10 - 8260B WATERS 10mL Purge
QLast Update : Tue Oct 20 12:01:30 2015
Response via : Initial Calibration

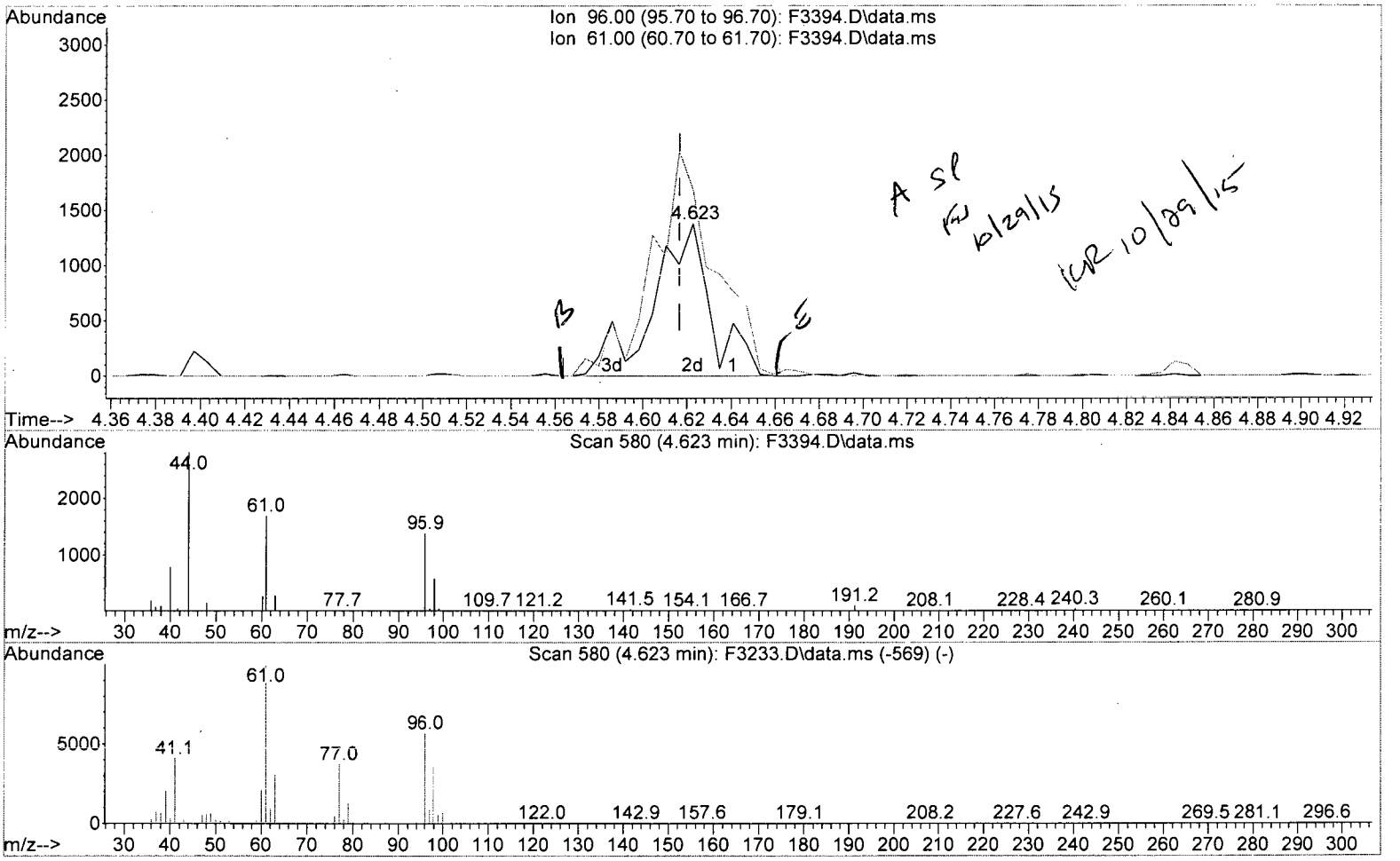

A SP FN 10/29/15 KR 10/29/15

TIC: F3394.D\data.ms

(33) cis-1,2-Dichloroethene (P)

4.623min (+0.006) 0.37 ug/L m

response 2489

Ion	Exp%	Act%
96.00	100	100
61.00	177.00	122.21#
0.00	0.00	0.00
0.00	0.00	0.00

Quantitation Report (QT Reviewed)

Data Path : I:\ACQUDATA\msvoa10\data\102315\
Data File : F3394.D
Acq On : 23 Oct 2015 4:34 pm
Operator : F. Naegler
Sample : R1509047-006|1.0 Inst : MSVOA10
Misc : CBI 13429 T4
ALS Vial : 13 Sample Multiplier: 1

Quant Time: Oct 29 12:39:43 2015
Quant Method : I:\ACQUDATA\MSVOA10\METHODS\W101915.M
Quant Title : MS#10 - 8260B WATERS 10mL Purge
QLast Update : Tue Oct 20 12:01:30 2015
Response via : Initial Calibration

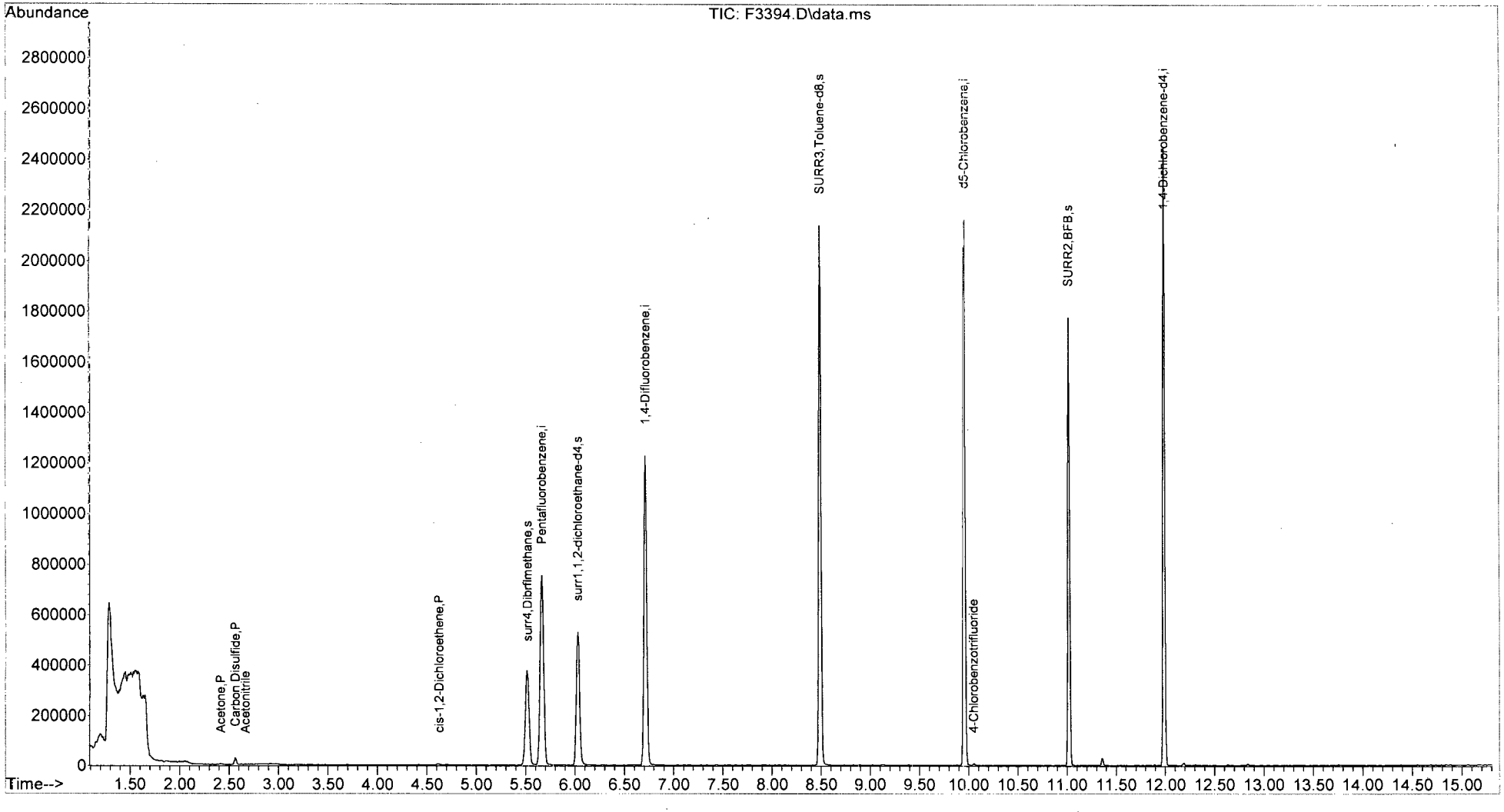

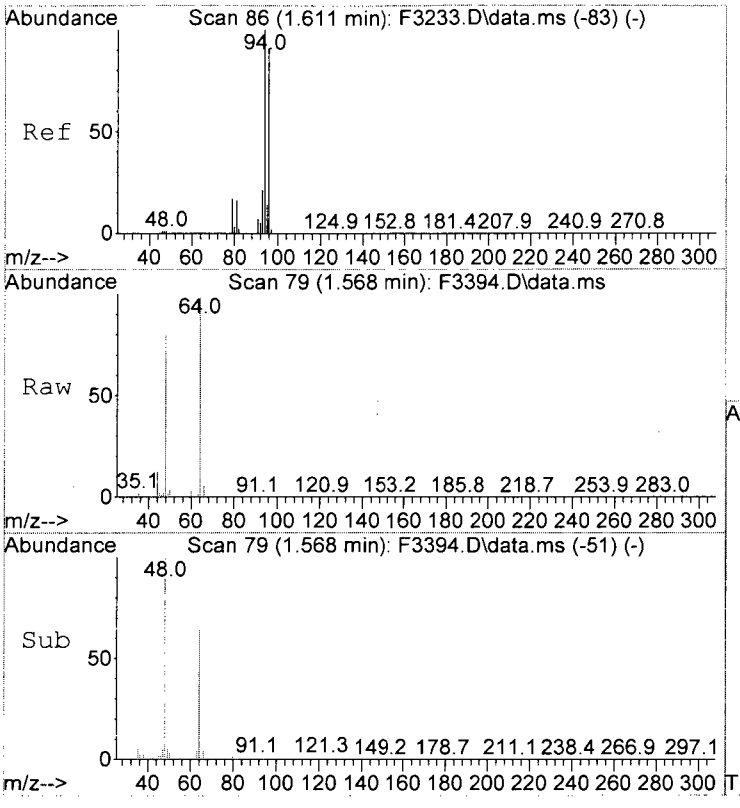

#5
Bromomethane
Concen: Below Cal
RT: 1.568 min Scan# 79
Delta R.T. -0.055 min
Lab File: F3394.D
Acq: 23 Oct 2015 4:34 pm

Tgt Ion: 94 Resp: 367

Ion	Ratio	Lower	Upper
94	100		
96	3.5	71.0	111.0#

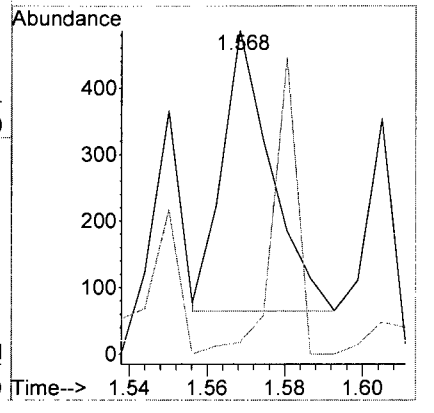

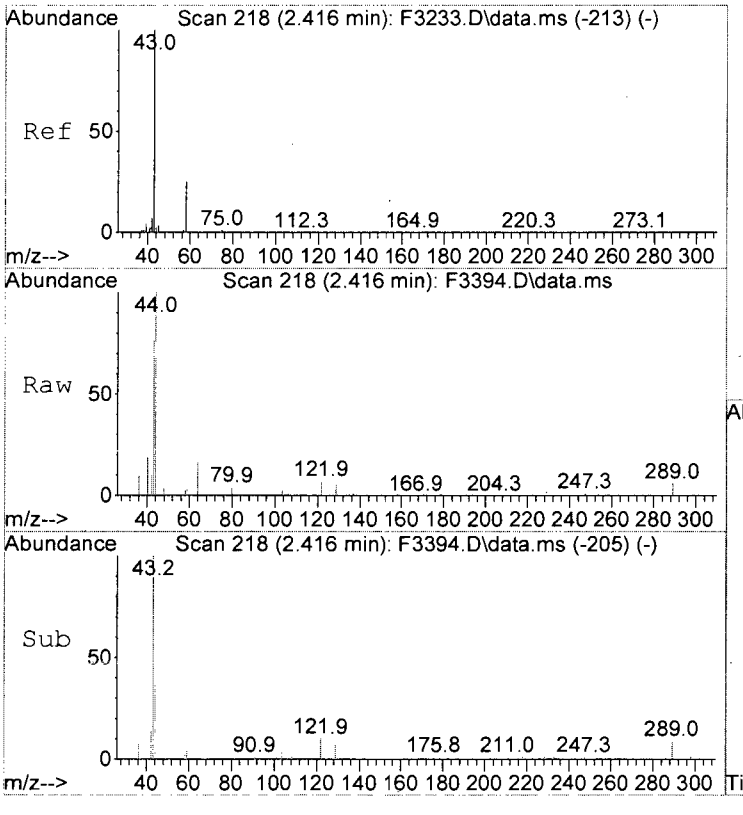

#15
Acetone
Concen: 0.51 ug/L
RT: 2.416 min Scan# 218
Delta R.T. 0.006 min
Lab File: F3394.D
Acq: 23 Oct 2015 4:34 pm

Tgt Ion: 43 Resp: 3087

Ion	Ratio	Lower	Upper
43	100		
58	6.9	4.3	44.3
42	13.0	0.0	27.3

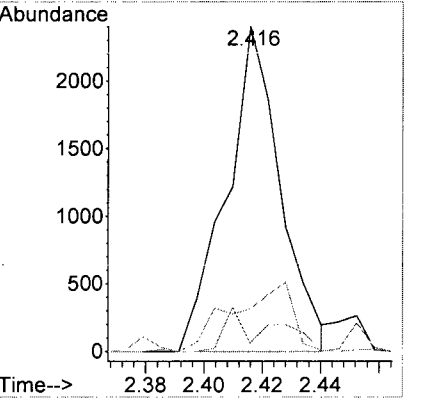

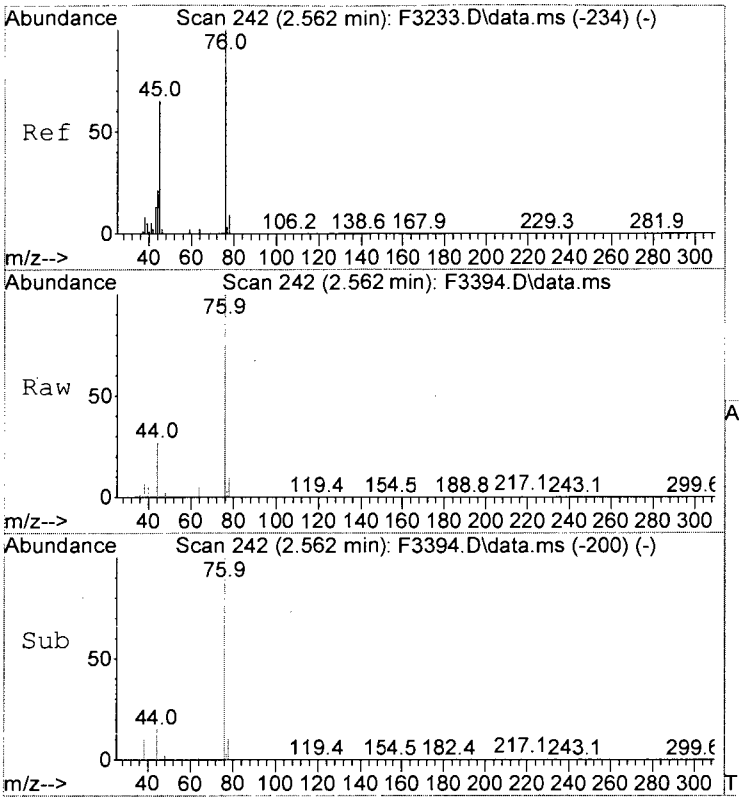

#18
Carbon Disulfide
Concen: 4.54 ug/L m
RT: 2.562 min Scan# 242
Delta R.T. -0.000 min
Lab File: F3394.D
Acq: 23 Oct 2015 4:34 pm

Tgt Ion: 76 Resp: 70413

Ion	Ratio	Lower	Upper
76	100		
78	9.5	0.0	29.4
77	3.3	0.0	22.7

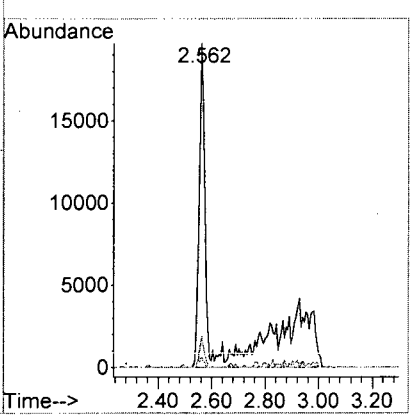

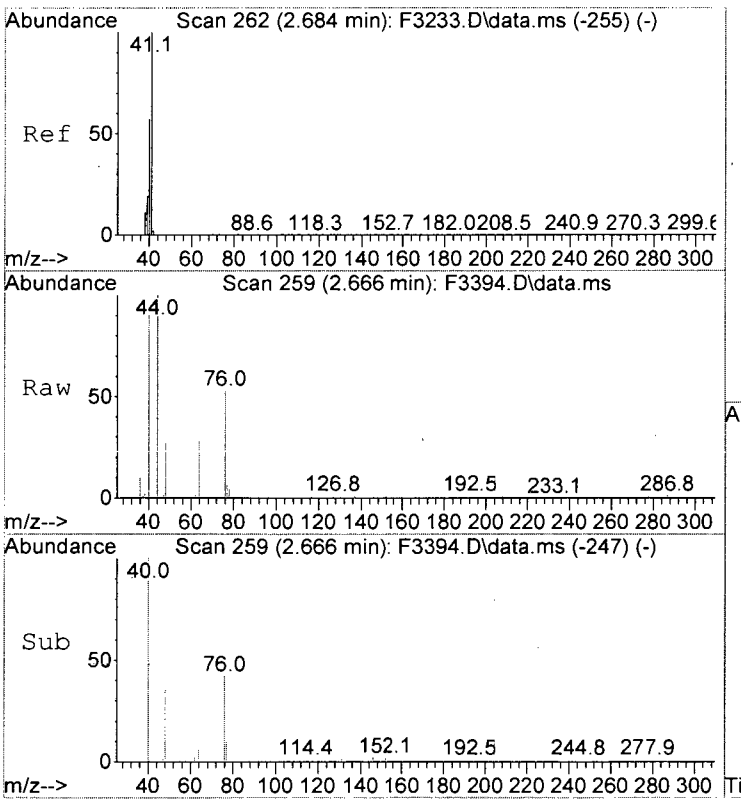

#19
Acetonitrile
Concen: 0.93 ug/L
RT: 2.666 min Scan# 259
Delta R.T. -0.018 min
Lab File: F3394.D
Acq: 23 Oct 2015 4:34 pm

Tgt Ion: 40 Resp: 1363

Ion	Ratio	Lower	Upper
40	100		
41	0.0	156.4	196.4#
39	0.0	14.0	54.0#

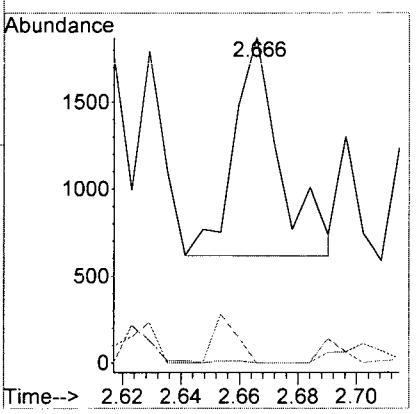

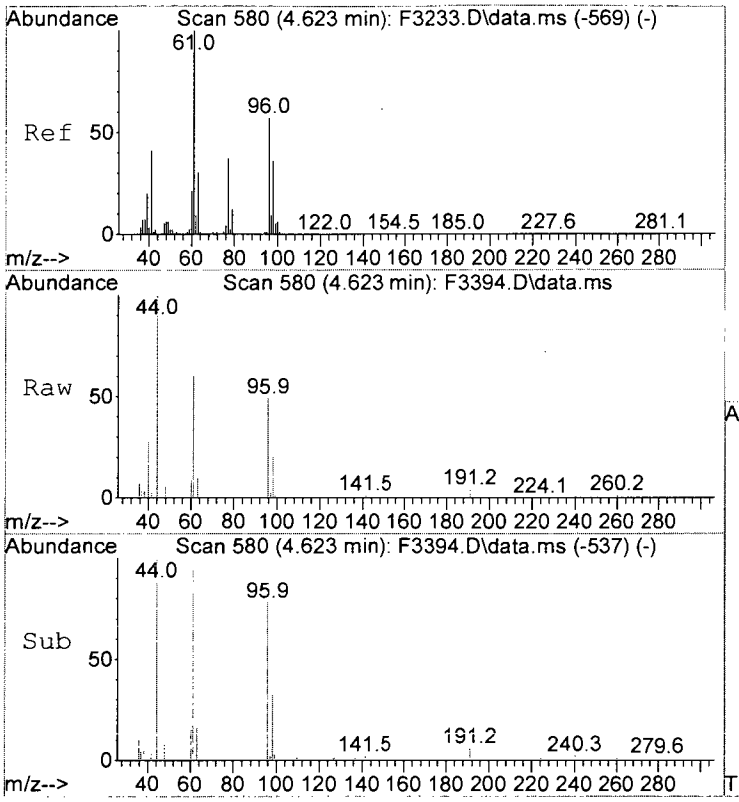

#33
cis-1,2-Dichloroethene
Concen: 0.37 ug/L m
RT: 4.623 min Scan# 580
Delta R.T. 0.006 min
Lab File: F3394.D
Acq: 23 Oct 2015 4:34 pm

Tgt Ion: 96 Resp: 2489

Ion	Ratio	Lower	Upper
96	100		
61	122.2	157.0	197.0#

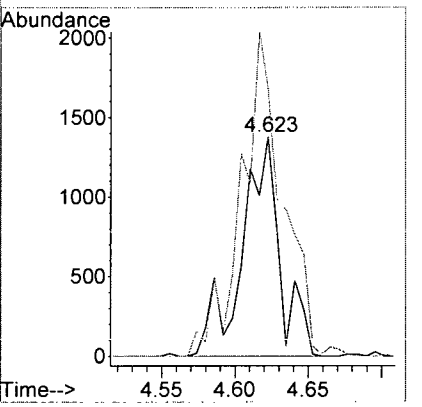

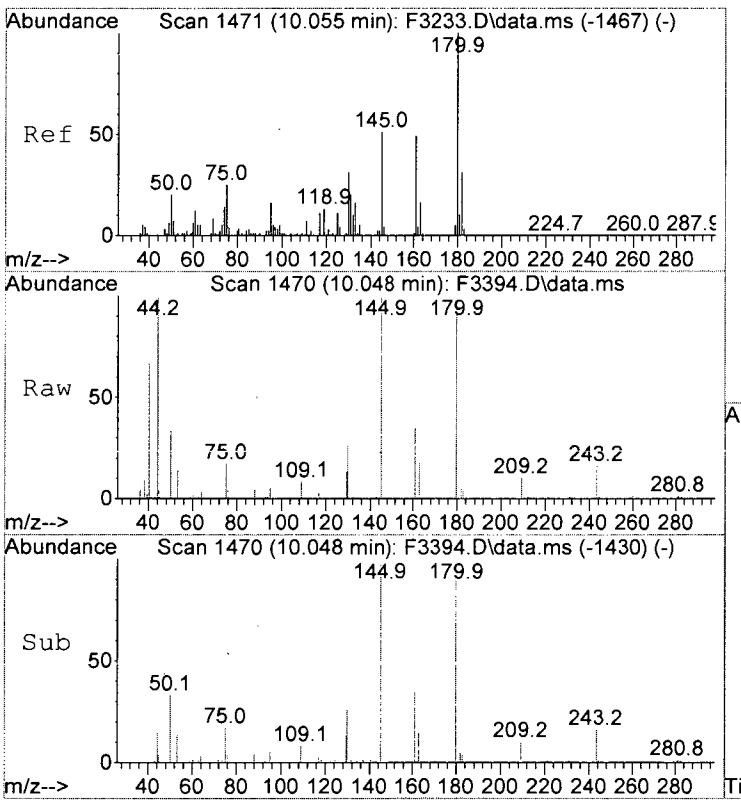

#79
4-Chlorobenzotrifluoride
Concen: 0.22 ug/L
RT: 10.048 min Scan# 1470
Delta R.T. -0.006 min
Lab File: F3394.D
Acq: 23 Oct 2015 4:34 pm

Tgt Ion:180 Resp: 1985

Ion	Ratio	Lower	Upper
180	100		
145	103.4	31.3	71.3#
161	36.1	29.2	69.2

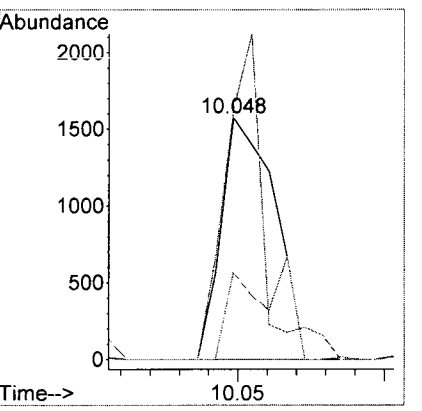

Client:	CB&I	**Service Request:**	R1509047
Project:	Textron Wheatfield/Annual Groundwater	**Date Collected:**	10/21/15 1225
Sample Matrix:	Water	**Date Received:**	10/22/15
		Date Analyzed:	10/23/15 16:58
Sample Name:	BAT-87-21(1)-151021	**Units:**	µg/L
Lab Code:	R1509047-007	**Basis:**	NA

Volatile Organic Compounds by GC/MS

Analytical Method:	8260C	**Analysis Lot:**	468624
Prep Method:	EPA 5030C		
Data File Name:	I:\ACQUDATA\msvoa10\data\102315\F3395.D\	**Instrument Name:**	R-MS-10
		Dilution Factor:	1

CAS No.	Analyte Name	Result	Q	MRL	MDL	Note
74-87-3	Chloromethane	1.0	U	1.0	0.21	
75-01-4	Vinyl Chloride	**36**		1.0	0.32	
75-00-3	Chloroethane	1.0	U	1.0	0.24	
74-83-9	Bromomethane	1.0	U	1.0	0.29	
75-35-4	1,1-Dichloroethene	1.0	U	1.0	0.57	
67-64-1	Acetone	5.0	U	5.0	1.3	
75-15-0	Carbon Disulfide	1.0	U	1.0	0.22	
75-09-2	Methylene Chloride	1.0	U	1.0	0.60	
156-60-5	trans-1,2-Dichloroethene	**0.92**	J	1.0	0.33	
75-34-3	1,1-Dichloroethane	**2.4**		1.0	0.20	
156-59-2	cis-1,2-Dichloroethene	**200**	E	1.0	0.30	
78-93-3	2-Butanone (MEK)	5.0	U	5.0	0.81	
67-66-3	Chloroform	**0.37**	J	1.0	0.25	
71-55-6	1,1,1-Trichloroethane	**2.8**		1.0	0.36	
56-23-5	Carbon Tetrachloride	1.0	U	1.0	0.45	
71-43-2	Benzene	1.0	U	1.0	0.20	
107-06-2	1,2-Dichloroethane	1.0	U	1.0	0.36	
79-01-6	Trichloroethene	**5.2**		1.0	0.22	
78-87-5	1,2-Dichloropropane	1.0	U	1.0	0.20	
75-27-4	Bromodichloromethane	1.0	U	1.0	0.32	
10061-01-5	cis-1,3-Dichloropropene	1.0	U	1.0	0.24	
108-10-1	4-Methyl-2-pentanone (MIBK)	5.0	U	5.0	0.67	
108-88-3	Toluene	1.0	U	1.0	0.20	
10061-02-6	trans-1,3-Dichloropropene	1.0	U	1.0	0.20	
79-00-5	1,1,2-Trichloroethane	1.0	U	1.0	0.34	
127-18-4	Tetrachloroethene	1.0	U	1.0	0.30	
591-78-6	2-Hexanone	5.0	U	5.0	1.7	
124-48-1	Dibromochloromethane	1.0	U	1.0	0.31	
108-90-7	Chlorobenzene	1.0	U	1.0	0.29	
100-41-4	Ethylbenzene	1.0	U	1.0	0.20	
179601-23-1	m,p-Xylenes	2.0	U	2.0	0.33	
95-47-6	o-Xylene	1.0	U	1.0	0.20	
100-42-5	Styrene	1.0	U	1.0	0.20	
75-25-2	Bromoform	1.0	U	1.0	0.42	
79-34-5	1,1,2,2-Tetrachloroethane	1.0	U	1.0	0.25	

Client:	CB&I	**Service Request:**	R1509047
Project:	Textron Wheatfield/Annual Groundwater	**Date Collected:**	10/21/15 1225
Sample Matrix:	Water	**Date Received:**	10/22/15
		Date Analyzed:	10/23/15 16:58
Sample Name:	BAT-87-21(1)-151021	**Units:**	µg/L
Lab Code:	R1509047-007	**Basis:**	NA

Volatile Organic Compounds by GC/MS

Analytical Method:	8260C	**Analysis Lot:**	468624
Prep Method:	EPA 5030C		
Data File Name:	I:\ACQUDATA\msvoa10\data\102315\F3395.D\	**Instrument Name:**	R-MS-10
		Dilution Factor:	1

CAS No.	Analyte Name	Result	Q	MRL	MDL	Note

Surrogate Name	%Rec	Control Limits	Date Analyzed	Q
4-Bromofluorobenzene	100	85-122	10/23/15 16:58	
Toluene-d8	105	87-121	10/23/15 16:58	
Dibromofluoromethane	102	89-119	10/23/15 16:58	

Quantitation Report (QT Reviewed)

Data Path : I:\ACQUDATA\msvoa10\data\102315\
Data File : F3395.D
Acq On : 23 Oct 2015 4:58 pm
Operator : F. Naegler
Sample : R1509047-007|1.0 Inst : MSVOA10
Misc : CBI 13429 T4
ALS Vial : 14 Sample Multiplier: 1

Quant Time: Oct 29 12:42:18 2015
Quant Method : I:\ACQUDATA\MSVOA10\METHODS\W101915.M
Quant Title : MS#10 - 8260B WATERS 10mL Purge
QLast Update : Tue Oct 20 12:01:30 2015
Response via : Initial Calibration

Compound	R.T.	QIon	Response	Conc	Units		Dev(Min)
Internal Standards							
1) Pentafluorobenzene	5.665	168	642851	50.00	ug/L		0.00
41) 1,4-Difluorobenzene	6.714	114	937567	50.00	ug/L		0.00
70) d5-Chlorobenzene	9.957	117	854098	50.00	ug/L		0.00
90) 1,4-Dichlorobenzene-d4	11.987	152	446764	50.00	ug/L		0.00
System Monitoring Compounds							
43) surr4,Dibrflmethane	5.519	113	293747	51.07	ug/L		0.00
Spiked Amount 50.000	Range 89 - 119		Recovery = 102.14%				
46) surr1,1,2-dichloroetha...	6.031	65	417805	54.01	ug/L		0.00
Spiked Amount 50.000	Range 73 - 125		Recovery = 108.02%				
64) SURR3,Toluene-d8	8.488	98	1125774	52.70	ug/L		0.00
Spiked Amount 50.000	Range 87 - 121		Recovery = 105.40%				
69) SURR2,BFB	11.018	95	424521	49.77	ug/L		0.00
Spiked Amount 50.000	Range 85 - 122		Recovery = 99.54%				
Target Compounds							Qvalue
4) Vinyl Chloride	1.380	62	384250	35.79	ug/L		91
5) Bromomethane	1.617	94	428	Below Cal		#	61
7) Freon 21	1.867	67	41815	3.37	ug/L		89
8) Trichlorofluoromethane	1.916	101	10491	1.14	ug/L		91
10) Freon 123a	2.172	67	12671	1.65	ug/L		76
13) 1,1-Diclethene	2.367	96	2632	0.51	ug/L	#	71
14) Freon 113	2.373	101	18510	3.24	ug/L		85
15) Acetone	2.416	43	6442	1.11	ug/L		87
26) trans-1,2-Dichloroethene	3.172	96	5329m	0.92	ug/L		
27) 1,1-Diclethane	3.702	63	28227	2.36	ug/L		91
33) cis-1,2-Dichloroethene	4.623	96	1301449	200.03	ug/L		92 E
39) Chloroform	5.245	83	3968m	0.37	ug/L		
40) 1,1,1-Trichloroethane	5.507	97	22639	2.78	ug/L		91
53) Trichloroethene	7.031	130	33663	5.24	ug/L	#	87
79) 4-Chlorobenzotrifluoride	10.055	180	1766	0.20	ug/L	#	76

(#) = qualifier out of range (m) = manual integration (+) = signals summed

Report + Rpt 1/2

FW 10/29/15

Data Path : I:\ACQUDATA\msvoa10\data\102315\
Data File : F3395.D
Acq On : 23 Oct 2015 4:58 pm
Operator : F. Naegler
Sample : R1509047-007|1.0 Inst : MSVOA10
Misc : CBI 13429 T4
ALS Vial : 14 Sample Multiplier: 1

Quant Time: Oct 23 17:12:48 2015
Quant Method : I:\ACQUDATA\MSVOA10\METHODS\W101915.M
Quant Title : MS#10 - 8260B WATERS 10mL Purge
QLast Update : Tue Oct 20 12:01:30 2015
Response via : Initial Calibration

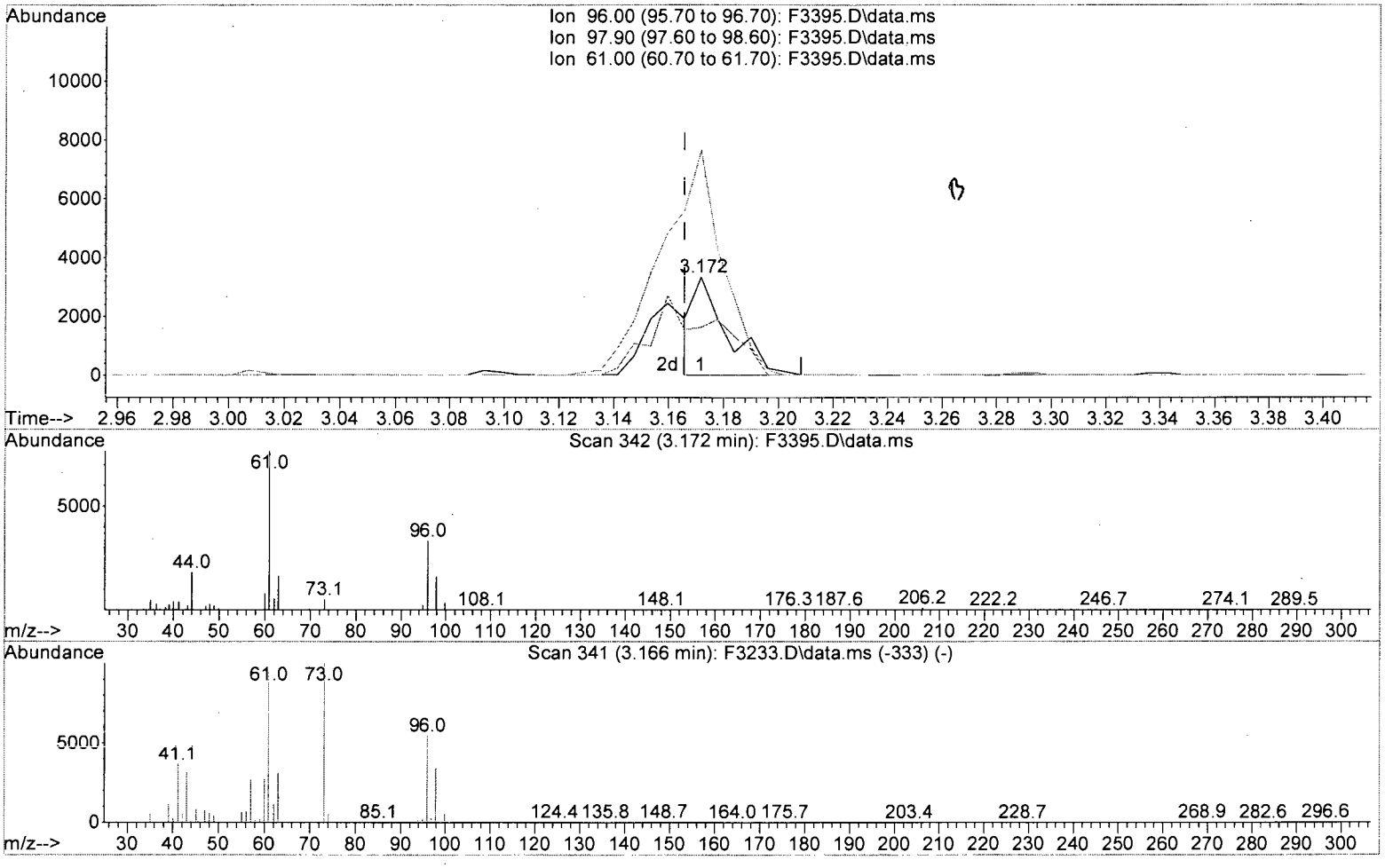

TIC: F3395.D\data.ms

(26) trans-1,2-Dichloroethene (P)

3.172min (+0.006) 0.48 ug/L

response 2793

Ion	Exp%	Act%
96.00	100	100
97.90	62.30	48.56
61.00	175.30	229.49#
0.00	0.00	0.00

Quantitation Report (Qedit)

Data Path : I:\ACQUDATA\msvoa10\data\102315\
Data File : F3395.D
Acq On : 23 Oct 2015 4:58 pm
Operator : F. Naegler
Sample : R1509047-007|1.0 Inst : MSVOA10
Misc : CBI 13429 T4
ALS Vial : 14 Sample Multiplier: 1

Quant Time: Oct 23 17:12:48 2015
Quant Method : I:\ACQUDATA\MSVOA10\METHODS\W101915.M
Quant Title : MS#10 - 8260B WATERS 10mL Purge
QLast Update : Tue Oct 20 12:01:30 2015
Response via : Initial Calibration

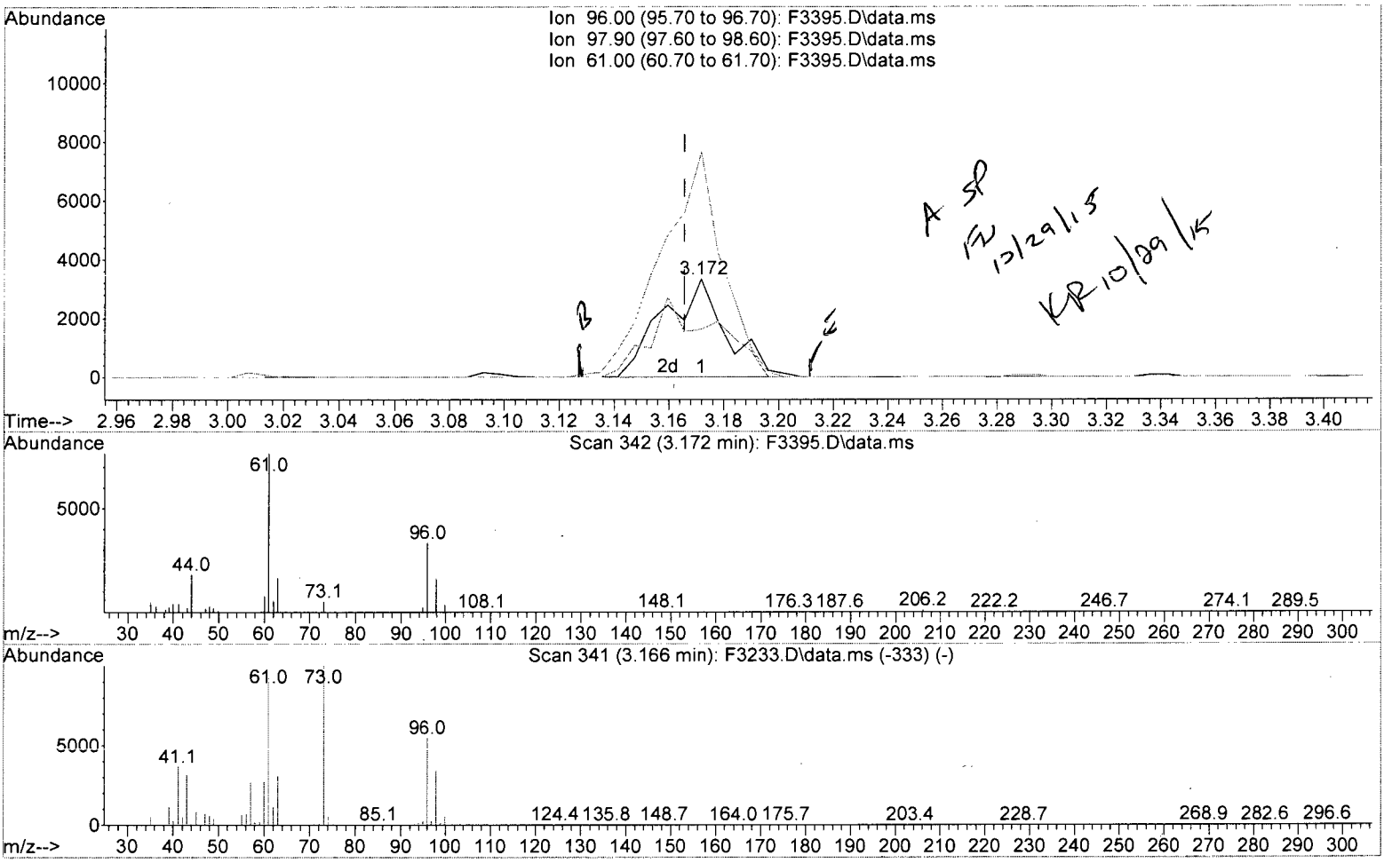

TIC: F3395.D\data.ms

(26) trans-1,2-Dichloroethene (P)

3.172min (+0.006) 0.92 ug/L m

response 5329

Ion	Exp%	Act%
96.00	100	100
97.90	62.30	48.56
61.00	175.30	229.49#
0.00	0.00	0.00

Quantitation Report (Qedit)

Data Path : I:\ACQUDATA\msvoa10\data\102315\
Data File : F3395.D
Acq On : 23 Oct 2015 4:58 pm
Operator : F. Naegler
Sample : R1509047-007|1.0 Inst : MSVOA10
Misc : CBI 13429 T4
ALS Vial : 14 Sample Multiplier: 1

Quant Time: Oct 23 17:12:48 2015
Quant Method : I:\ACQUDATA\MSVOA10\METHODS\W101915.M
Quant Title : MS#10 - 8260B WATERS 10mL Purge
QLast Update : Tue Oct 20 12:01:30 2015
Response via : Initial Calibration

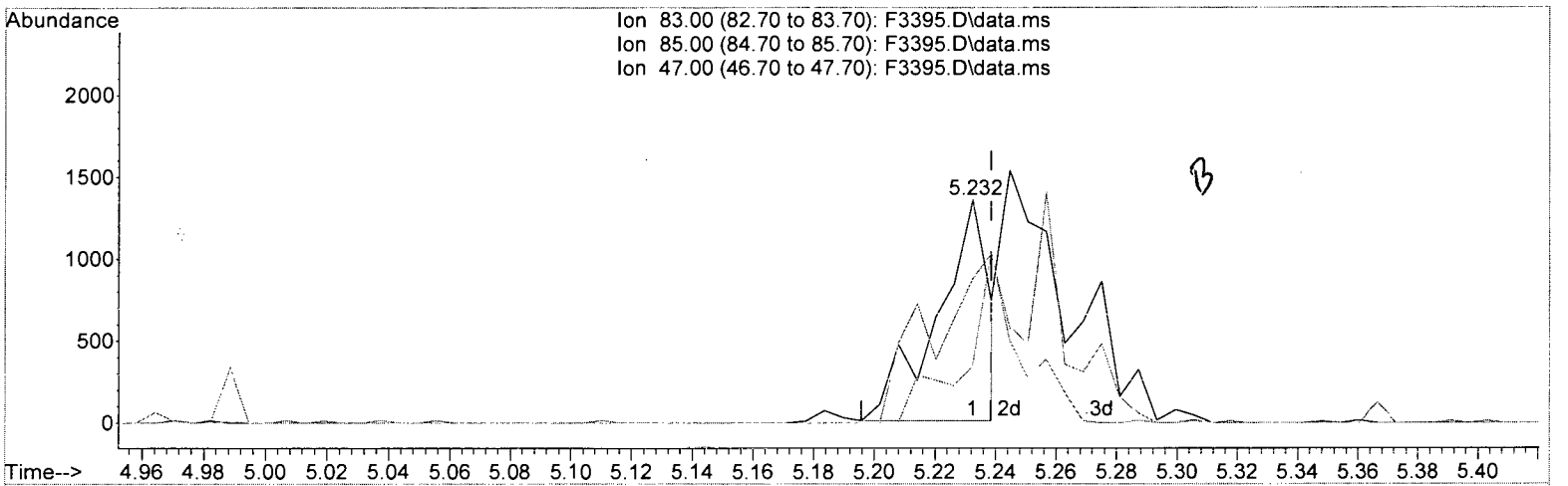

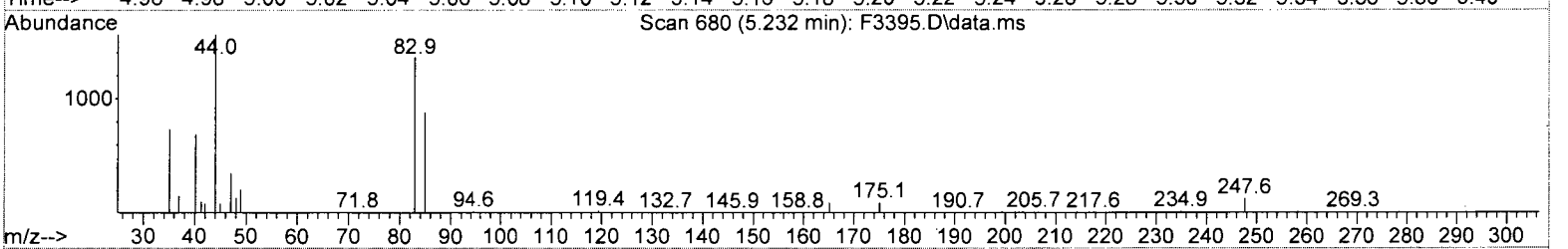

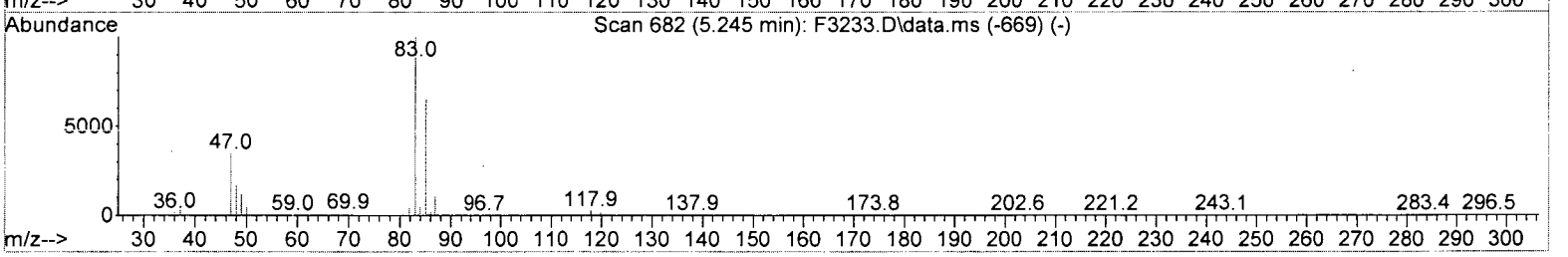

TIC: F3395.D\data.ms

(39) Chloroform (P)

5.232min (-0.006) 0.15 ug/L

response 1593

Ion	Exp%	Act%
83.00	100	100
85.00	64.70	64.63
47.00	34.40	25.74
0.00	0.00	0.00

Quantitation Report (Qedit)

Data Path : I:\ACQUDATA\msvoa10\data\102315\
Data File : F3395.D
Acq On : 23 Oct 2015 4:58 pm
Operator : F. Naegler
Sample : R1509047-007|1.0 Inst : MSVOA10
Misc : CBI 13429 T4
ALS Vial : 14 Sample Multiplier: 1

Quant Time: Oct 23 17:12:48 2015
Quant Method : I:\ACQUDATA\MSVOA10\METHODS\W101915.M
Quant Title : MS#10 - 8260B WATERS 10mL Purge
QLast Update : Tue Oct 20 12:01:30 2015
Response via : Initial Calibration

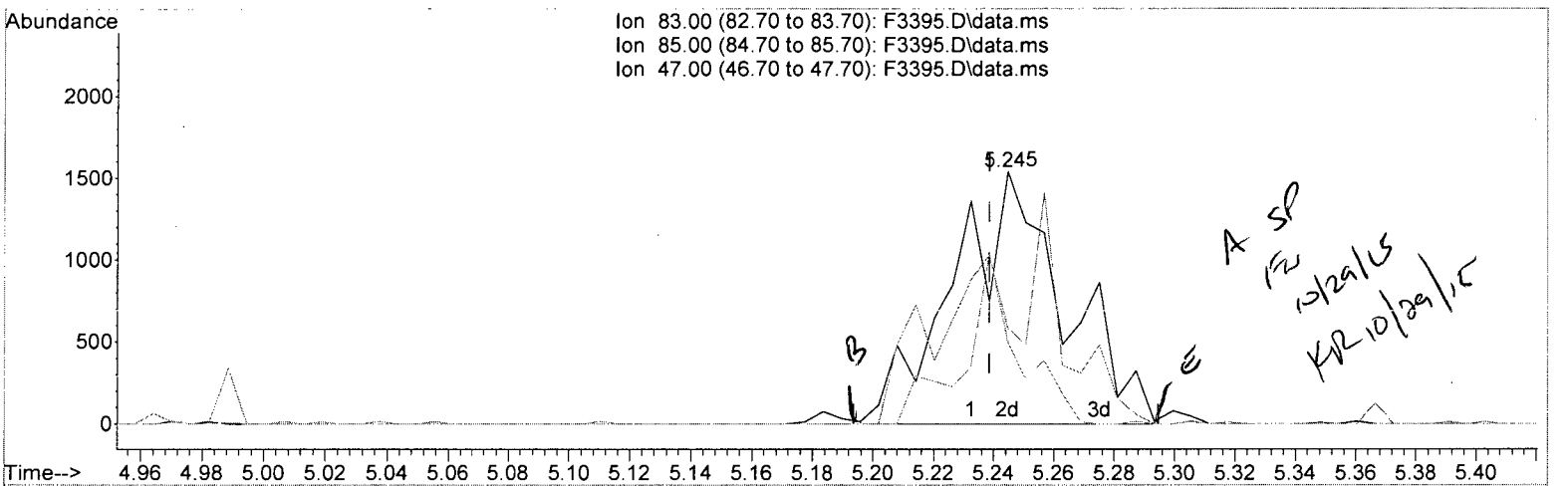



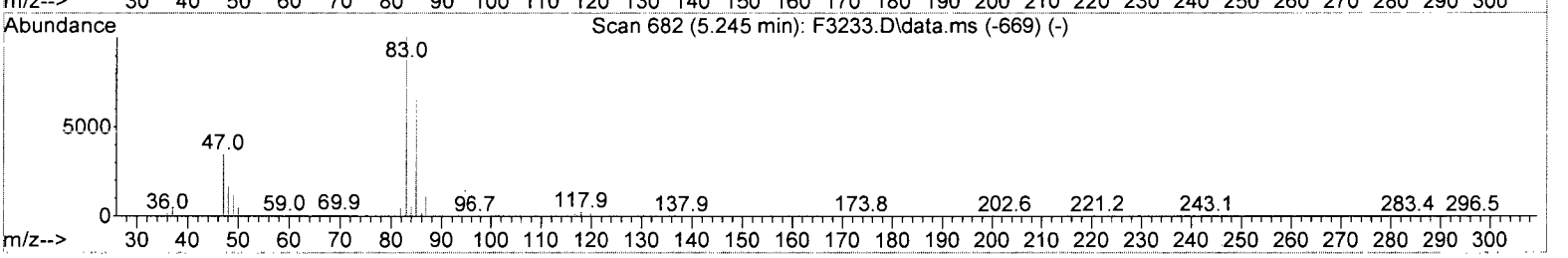

TIC: F3395.D\data.ms

(39) Chloroform (P)

5.245min (+0.006) 0.37 ug/L m

response 3968

Ion	Exp%	Act%
83.00	100	100
85.00	64.70	37.91#
47.00	34.40	32.51
0.00	0.00	0.00

Quantitation Report (QT Reviewed)

Data Path : I:\ACQUDATA\msvoa10\data\102315\
Data File : F3395.D
Acq On : 23 Oct 2015 4:58 pm
Operator : F. Naegler
Sample : R1509047-007|1.0 Inst : MSVOA10
Misc : CBI 13429 T4
ALS Vial : 14 Sample Multiplier: 1

Quant Time: Oct 29 12:42:18 2015
Quant Method : I:\ACQUDATA\MSVOA10\METHODS\W101915.M
Quant Title : MS#10 - 8260B WATERS 10mL Purge
QLast Update : Tue Oct 20 12:01:30 2015
Response via : Initial Calibration

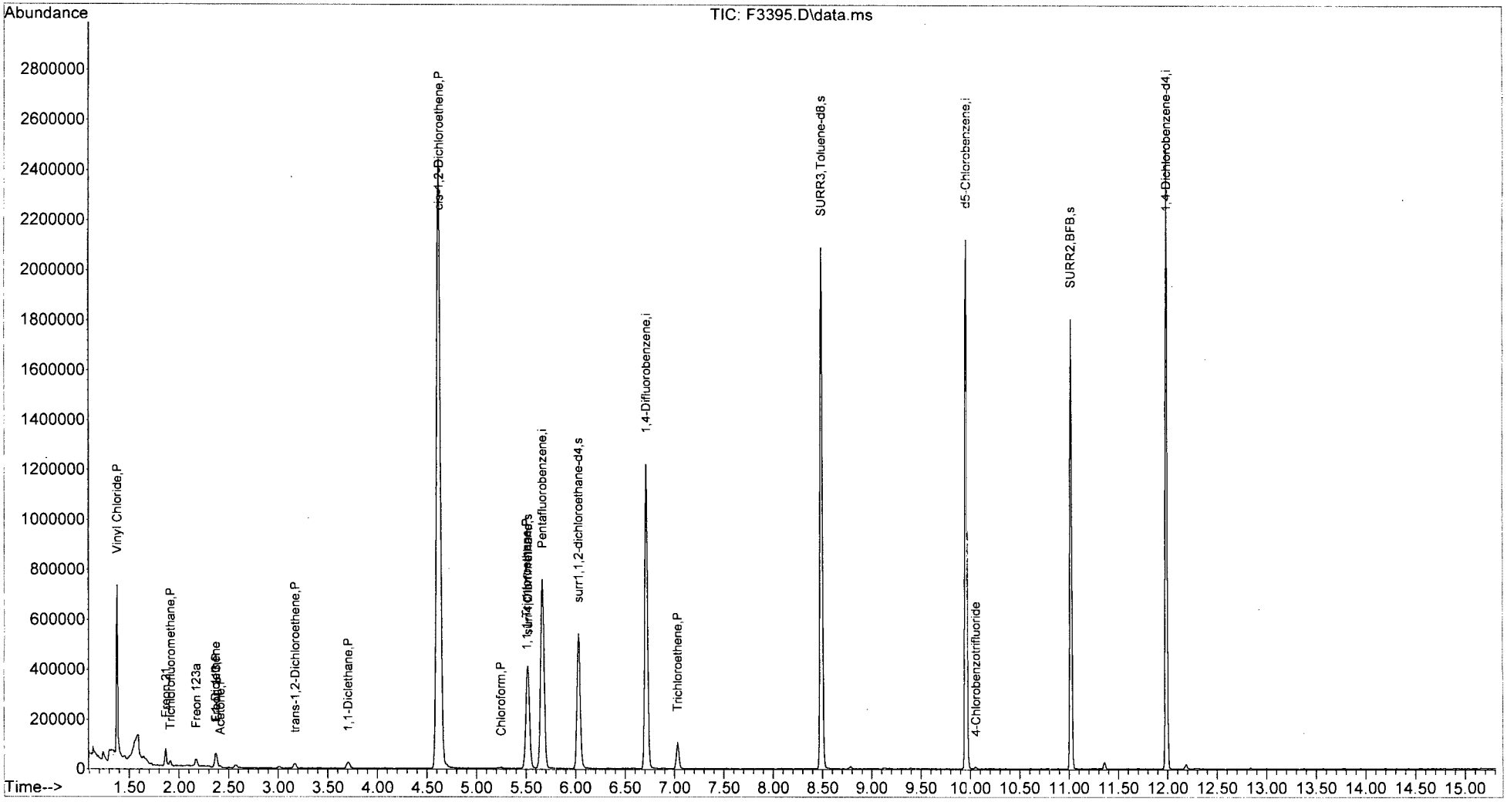

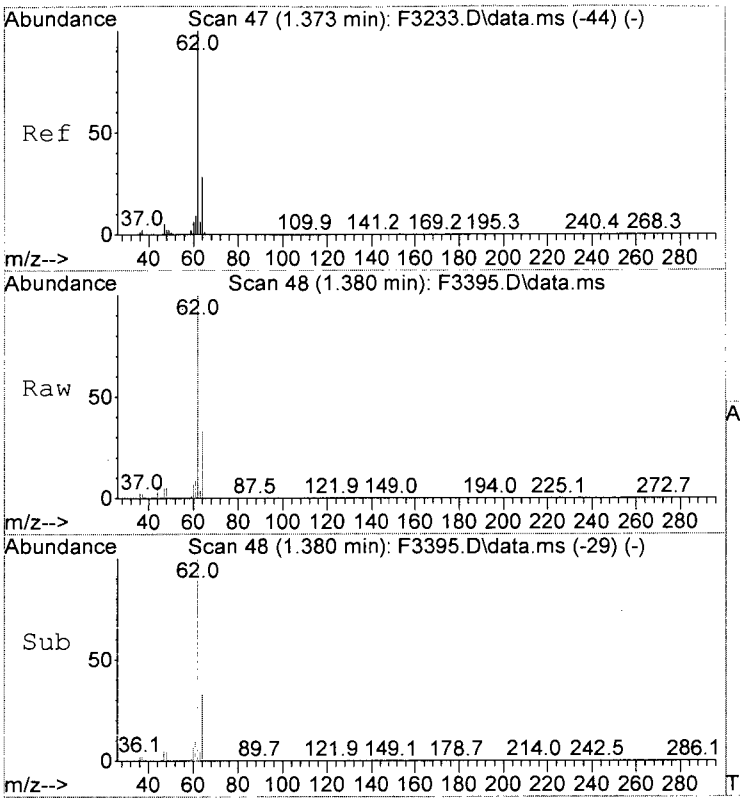

#4
Vinyl Chloride
Concen: 35.79 ug/L
RT: 1.380 min Scan# 48
Delta R.T. -0.000 min
Lab File: F3395.D
Acq: 23 Oct 2015 4:58 pm

Tgt Ion: 62 Resp: 384250

Ion	Ratio	Lower	Upper
62	100		
64	33.4	8.4	48.4

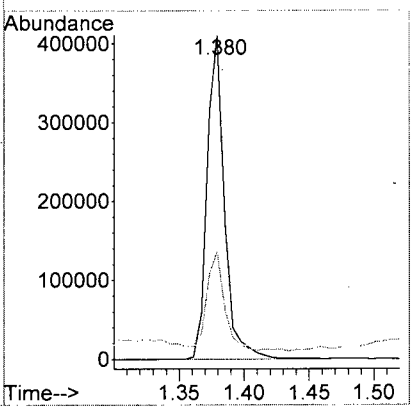

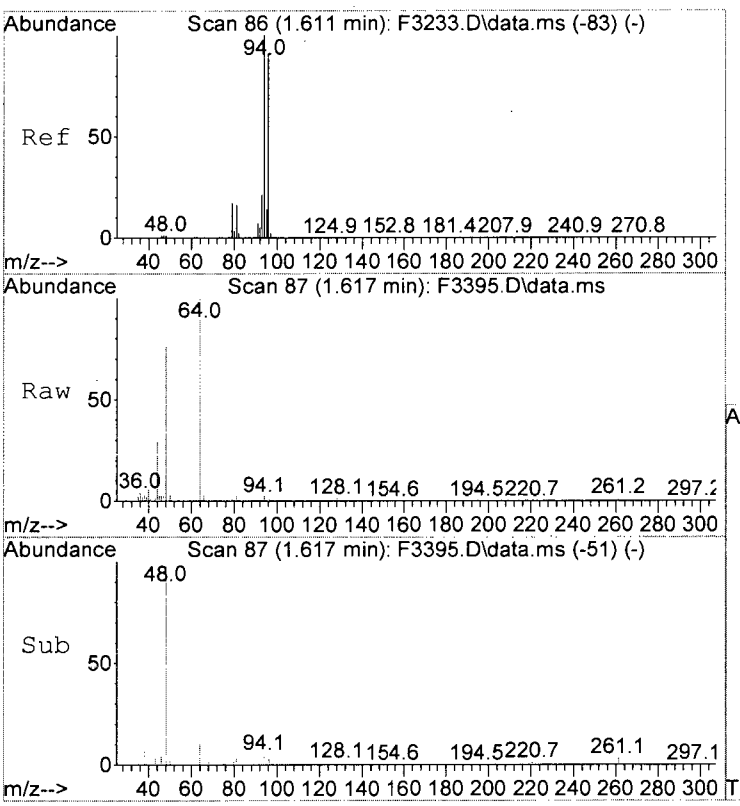

#5
Bromomethane
Concen: Below Cal
RT: 1.617 min Scan# 87
Delta R.T. -0.006 min
Lab File: F3395.D
Acq: 23 Oct 2015 4:58 pm

Tgt Ion: 94 Resp: 428

Ion	Ratio	Lower	Upper
94	100		
96	54.4	71.0	111.0#

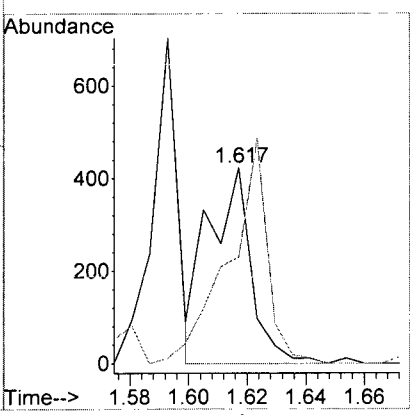

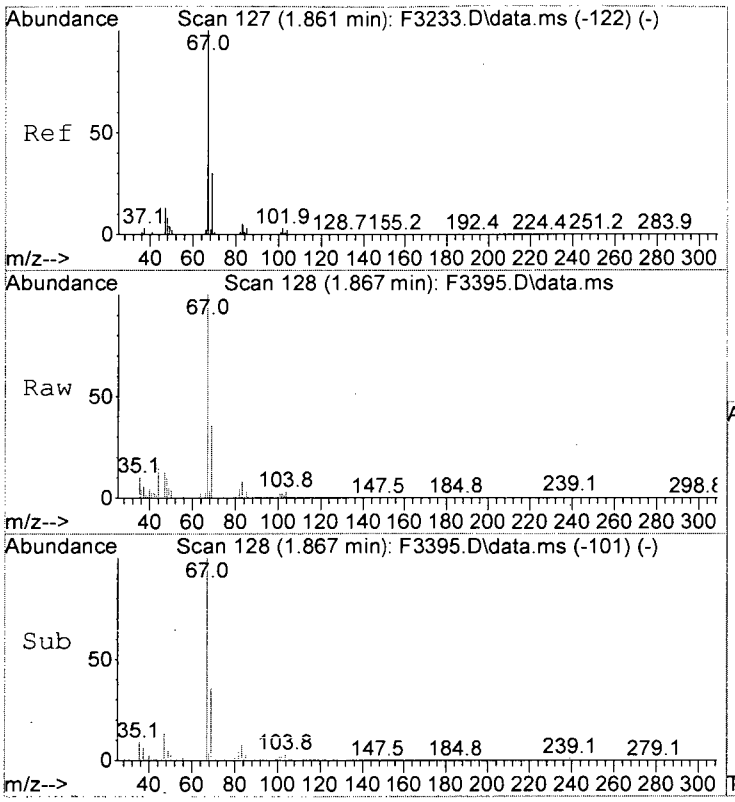

#7
Freon 21
Concen: 3.37 ug/L
RT: 1.867 min Scan# 128
Delta R.T. -0.000 min
Lab File: F3395.D
Acq: 23 Oct 2015 4:58 pm

Tgt Ion: 67 Resp: 41815

Ion	Ratio	Lower	Upper
67	100		
69	35.9	9.8	49.8

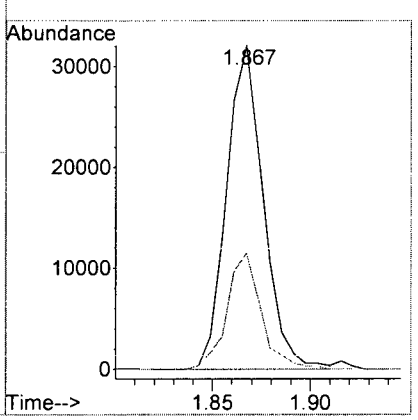

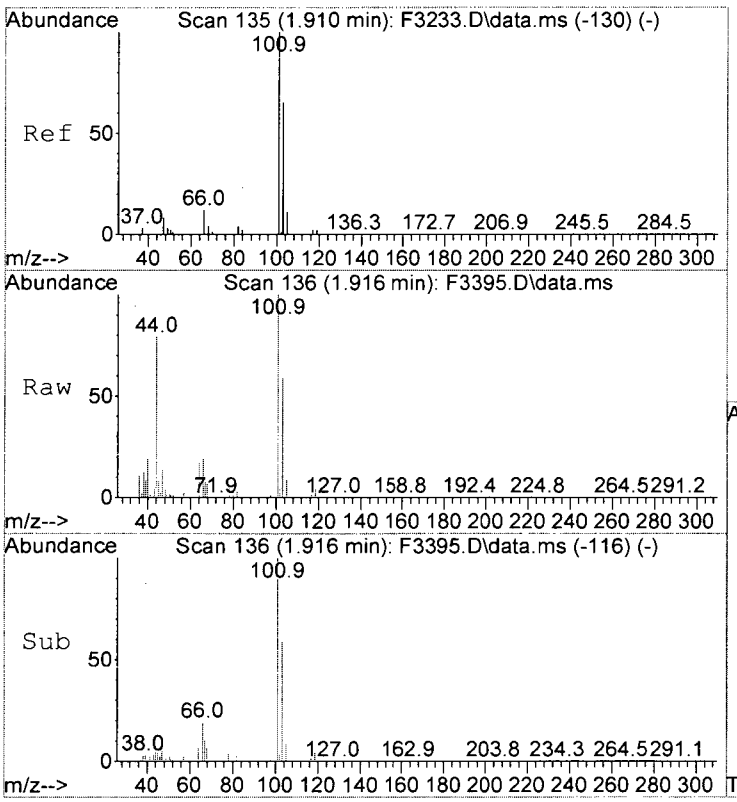

#8
Trichlorofluoromethane
Concen: 1.14 ug/L
RT: 1.916 min Scan# 136
Delta R.T. -0.000 min
Lab File: F3395.D
Acq: 23 Oct 2015 4:58 pm

Tgt Ion:101 Resp: 10491

Ion	Ratio	Lower	Upper
101	100		
103	58.5	44.4	84.4
66	18.9	0.0	32.9

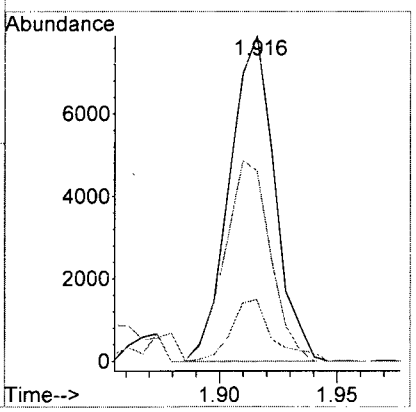

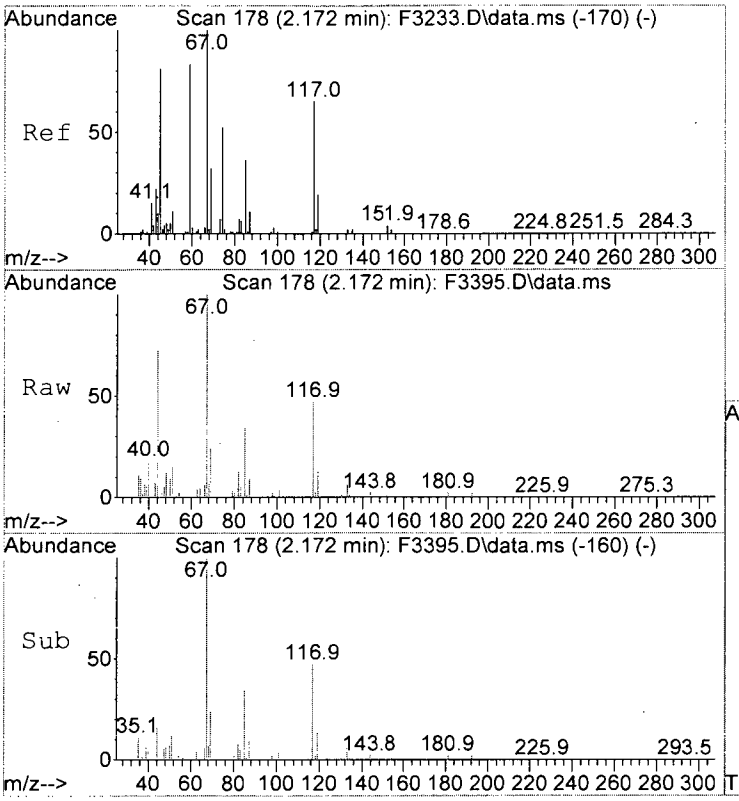

#10
Freon 123a
Concen: 1.65 ug/L
RT: 2.172 min Scan# 178
Delta R.T. -0.006 min
Lab File: F3395.D
Acq: 23 Oct 2015 4:58 pm

Tgt Ion: 67 Resp: 12671

Ion	Ratio	Lower	Upper
67	100		
117	46.6	46.0	86.0

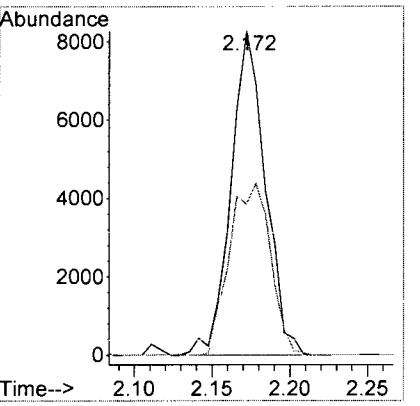

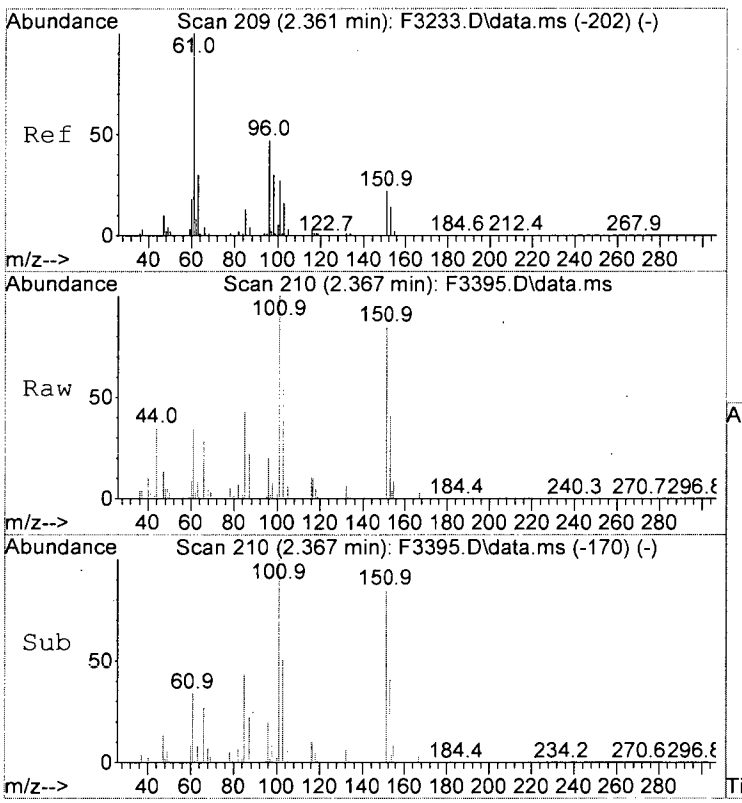

#13
1,1-Diclethene
Concen: 0.51 ug/L
RT: 2.367 min Scan# 210
Delta R.T. -0.006 min
Lab File: F3395.D
Acq: 23 Oct 2015 4:58 pm

Tgt Ion: 96 Resp: 2632

Ion	Ratio	Lower	Upper
96	100		
98	41.8	44.2	84.2#
61	166.9	192.7	232.7#

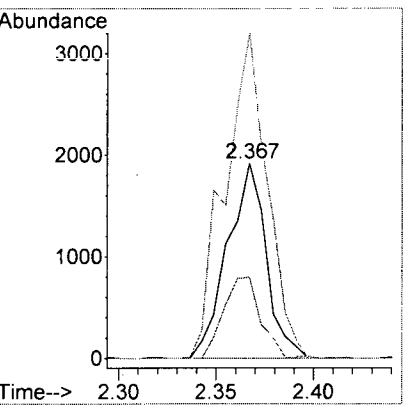

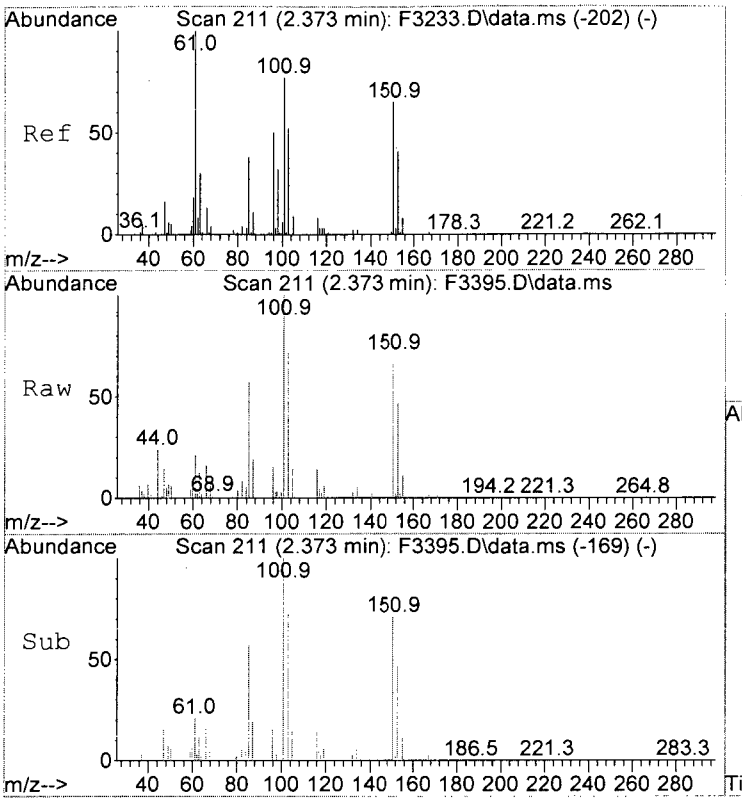

#14
Freon 113
Concen: 3.24 ug/L
RT: 2.373 min Scan# 211
Delta R.T. -0.000 min
Lab File: F3395.D
Acq: 23 Oct 2015 4:58 pm

Tgt Ion:101 Resp: 18510

Ion	Ratio	Lower	Upper
101	100		
151	71.1	64.5	104.5

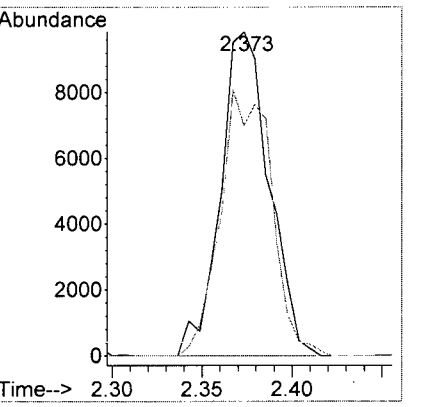

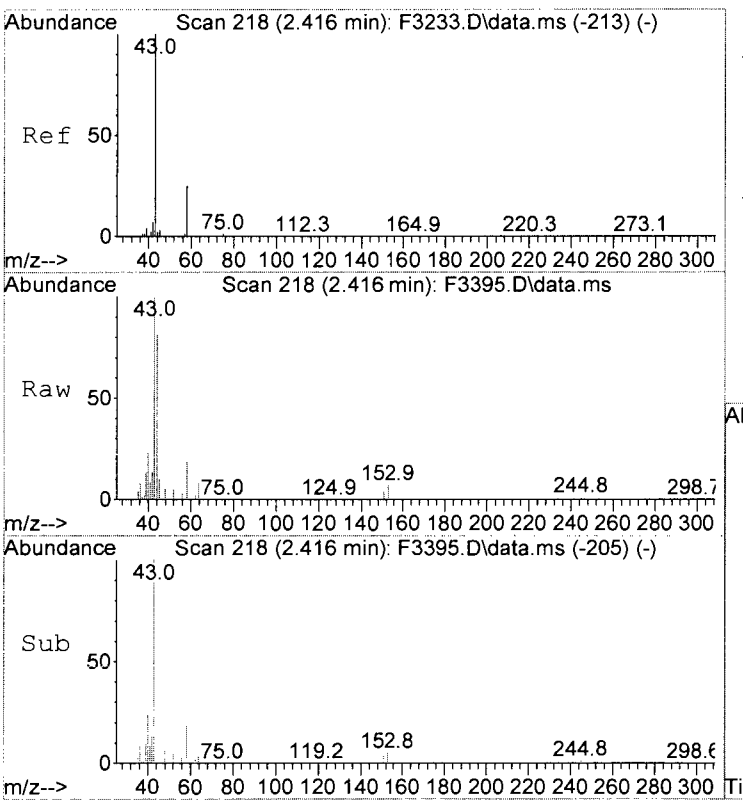

#15
Acetone
Concen: 1.11 ug/L
RT: 2.416 min Scan# 218
Delta R.T. 0.006 min
Lab File: F3395.D
Acq: 23 Oct 2015 4:58 pm

Tgt Ion: 43 Resp: 6442

Ion	Ratio	Lower	Upper
43	100		
58	18.2	4.3	44.3
42	13.2	0.0	27.3

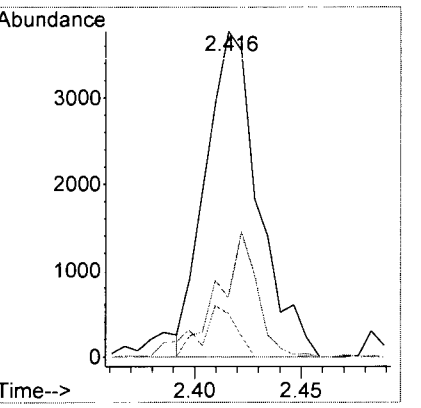

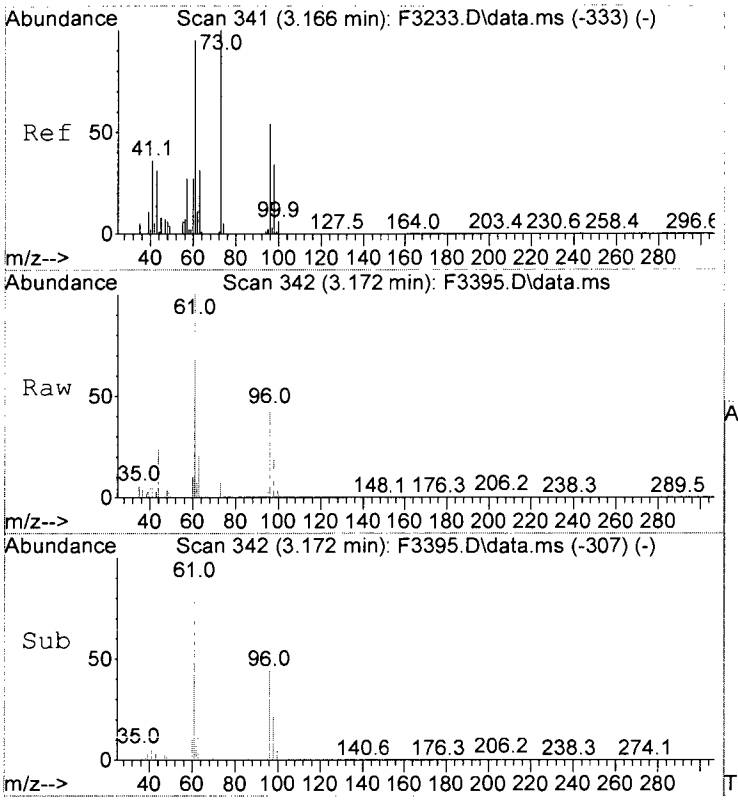

#26
trans-1,2-Dichloroethene
Concen: 0.92 ug/L m
RT: 3.172 min Scan# 342
Delta R.T. 0.006 min
Lab File: F3395.D
Acq: 23 Oct 2015 4:58 pm

Tgt Ion: 96 Resp: 5329

Ion	Ratio	Lower	Upper
96	100		
98	48.6	42.3	82.3
61	229.5	155.3	195.3#

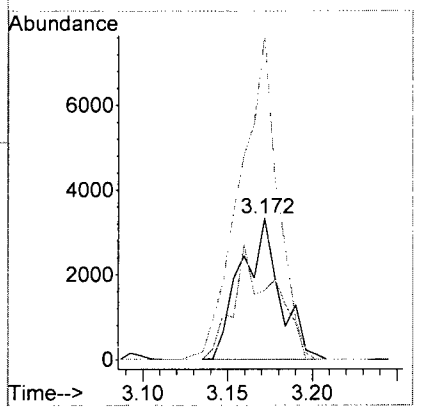

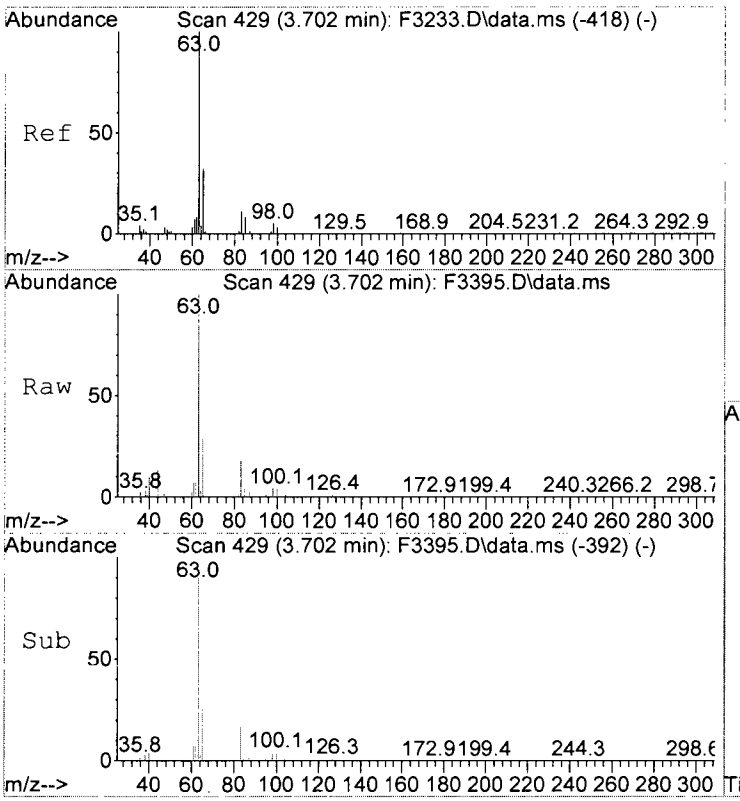

#27
1,1-Diclethane
Concen: 2.36 ug/L
RT: 3.702 min Scan# 429
Delta R.T. -0.000 min
Lab File: F3395.D
Acq: 23 Oct 2015 4:58 pm

Tgt Ion: 63 Resp: 28227

Ion	Ratio	Lower	Upper
63	100		
65	28.9	11.7	51.7
83	18.1	0.0	30.6

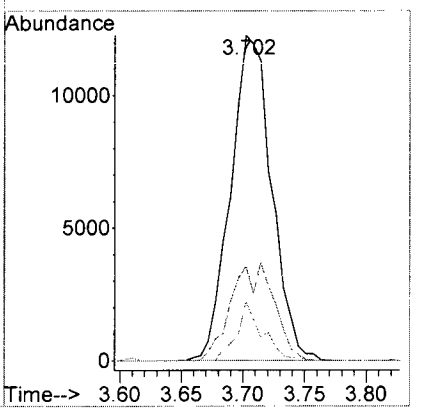

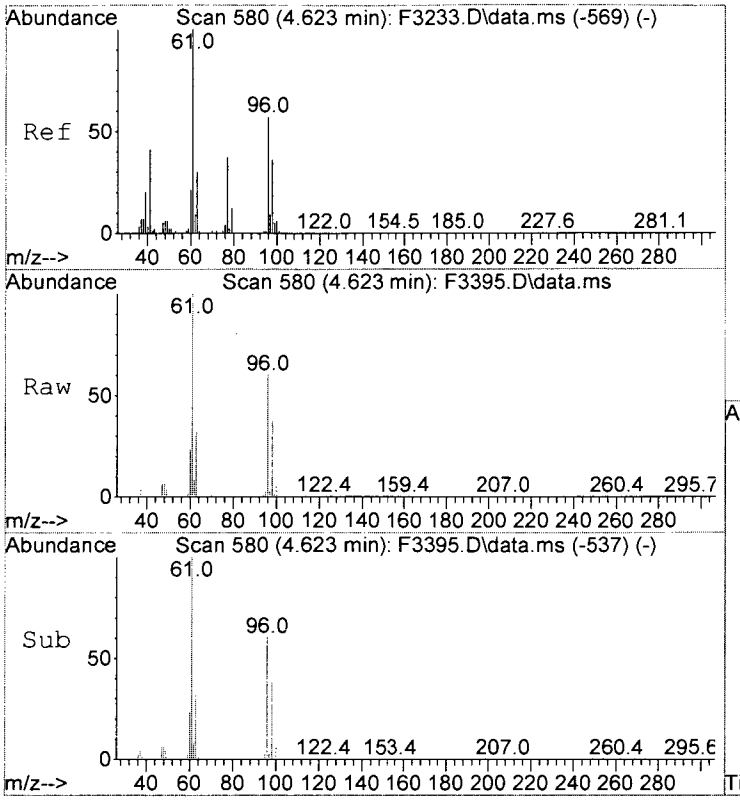

#33
cis-1,2-Dichloroethene
Concen: 200.03 ug/L
RT: 4.623 min Scan# 580
Delta R.T. 0.006 min
Lab File: F3395.D
Acq: 23 Oct 2015 4:58 pm

Tgt Ion: 96 Resp: 1301449

Ion	Ratio	Lower	Upper
96	100		
61	166.0	157.0	197.0

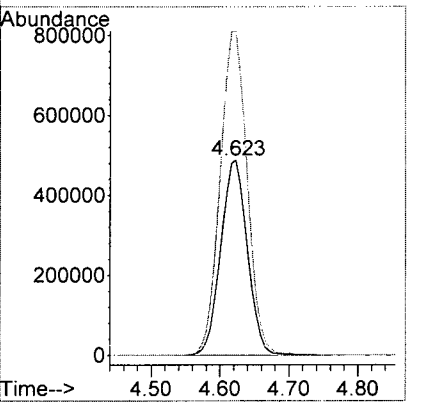

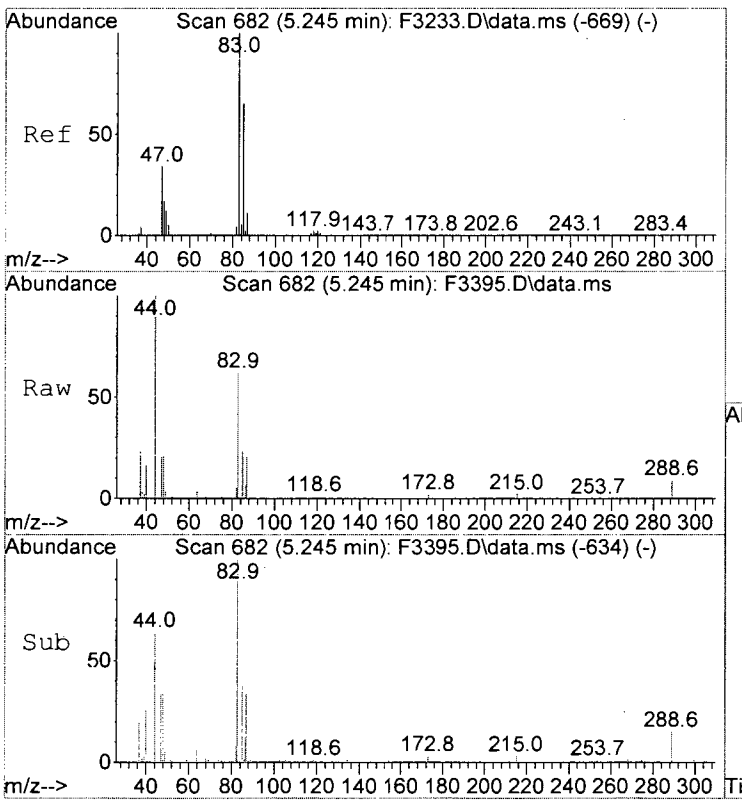

#39
Chloroform
Concen: 0.37 ug/L m
RT: 5.245 min Scan# 682
Delta R.T. 0.006 min
Lab File: F3395.D
Acq: 23 Oct 2015 4:58 pm

Tgt Ion: 83 Resp: 3968

Ion	Ratio	Lower	Upper
83	100		
85	37.9	44.7	84.7#
47	32.5	14.4	54.4

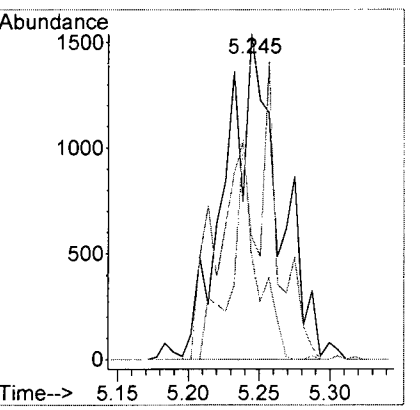

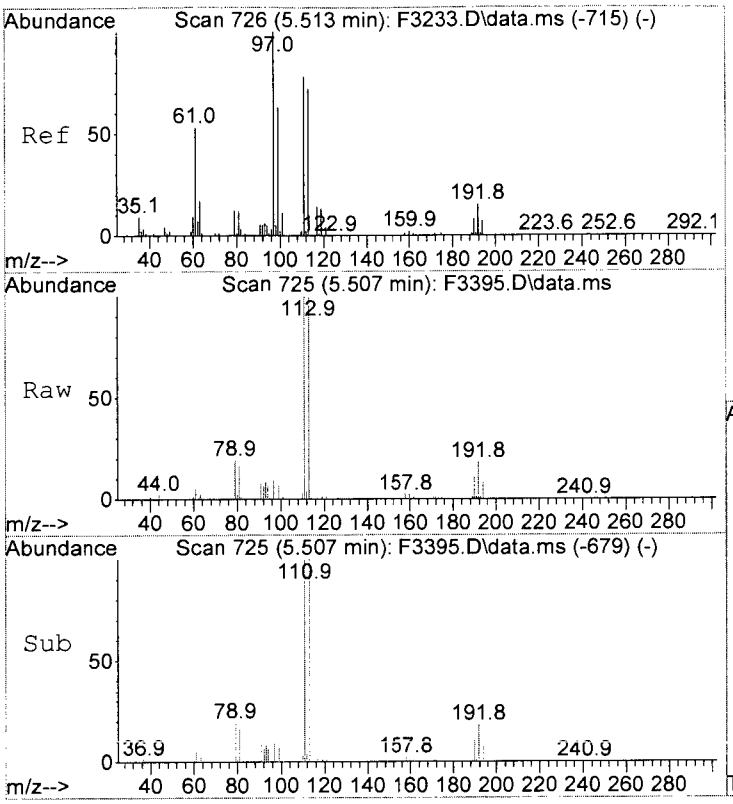

#40
1,1,1-Trichloroethane
Concen: 2.78 ug/L
RT: 5.507 min Scan# 725
Delta R.T. -0.000 min
Lab File: F3395.D
Acq: 23 Oct 2015 4:58 pm

Tgt Ion: 97 Resp: 22639

Ion	Ratio	Lower	Upper
97	100		
99	75.0	42.8	82.8
61	54.2	33.4	73.4

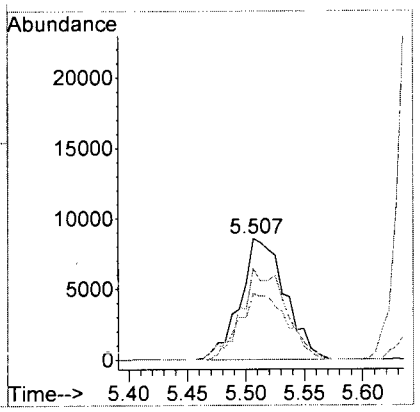

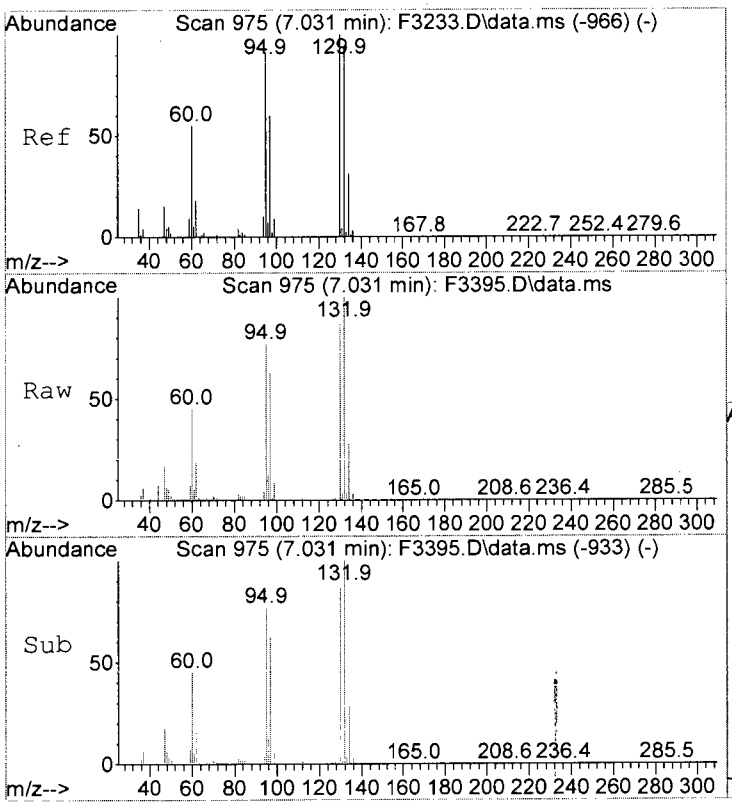

#53
Trichloroethene
Concen: 5.24 ug/L
RT: 7.031 min Scan# 975
Delta R.T. 0.006 min
Lab File: F3395.D
Acq: 23 Oct 2015 4:58 pm

Tgt Ion:130 Resp: 33663

Ion	Ratio	Lower	Upper
130	100		
132	115.6	74.1	114.1#
95	89.1	70.9	110.9
97	72.8	39.7	79.7

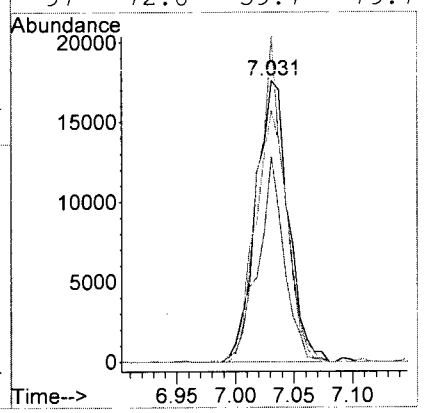

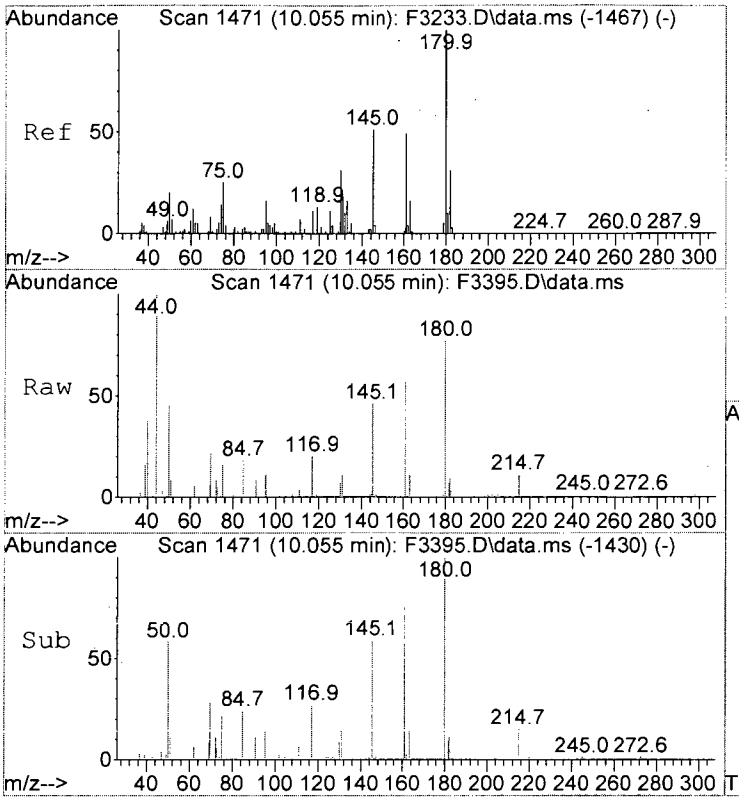

#79
4-Chlorobenzotrifluoride
Concen: 0.20 ug/L
RT: 10.055 min Scan# 1471
Delta R.T. -0.000 min
Lab File: F3395.D
Acq: 23 Oct 2015 4:58 pm

Tgt Ion:180 Resp: 1766

Ion	Ratio	Lower	Upper
180	100		
145	59.3	31.3	71.3
161	74.6	29.2	69.2#

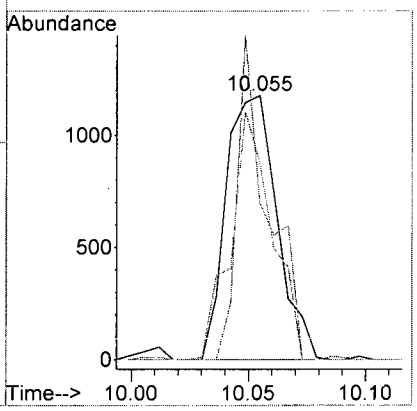

Client:	CB&I	**Service Request:**	R1509047
Project:	Textron Wheatfield/Annual Groundwater	**Date Collected:**	10/21/15 1225
Sample Matrix:	Water	**Date Received:**	10/22/15
		Date Analyzed:	10/26/15 18:20
Sample Name:	BAT-87-21(1)-151021	**Units:**	µg/L
Lab Code:	R1509047-007	**Basis:**	NA
Run Type:	Dilution		

Volatile Organic Compounds by GC/MS

Analytical Method:	8260C	**Analysis Lot:**	468926
Prep Method:	EPA 5030C		
Data File Name:	I:\ACQUDATA\msvoa10\data\102615\F3459.D\	**Instrument Name:**	R-MS-10
		Dilution Factor:	2

CAS No.	Analyte Name	Result	Q	MRL	MDL	Note
74-87-3	Chloromethane	2.0	U	2.0	0.42	
75-01-4	Vinyl Chloride	**38**	D	2.0	0.64	
75-00-3	Chloroethane	2.0	U	2.0	0.48	
74-83-9	Bromomethane	2.0	U	2.0	0.58	
75-35-4	1,1-Dichloroethene	2.0	U	2.0	1.2	
67-64-1	Acetone	**4.5**	DJ	10	2.5	
75-15-0	Carbon Disulfide	2.0	U	2.0	0.44	
75-09-2	Methylene Chloride	2.0	U	2.0	1.2	
156-60-5	trans-1,2-Dichloroethene	2.0	U	2.0	0.66	
75-34-3	1,1-Dichloroethane	**2.3**	D	2.0	0.40	
156-59-2	cis-1,2-Dichloroethene	**200**	D	2.0	0.60	
78-93-3	2-Butanone (MEK)	10	U	10	1.7	
67-66-3	Chloroform	2.0	U	2.0	0.50	
71-55-6	1,1,1-Trichloroethane	**3.1**	D	2.0	0.72	
56-23-5	Carbon Tetrachloride	2.0	U	2.0	0.90	
71-43-2	Benzene	2.0	U	2.0	0.40	
107-06-2	1,2-Dichloroethane	2.0	U	2.0	0.72	
79-01-6	Trichloroethene	**4.9**	D	2.0	0.44	
78-87-5	1,2-Dichloropropane	2.0	U	2.0	0.40	
75-27-4	Bromodichloromethane	2.0	U	2.0	0.64	
10061-01-5	cis-1,3-Dichloropropene	2.0	U	2.0	0.48	
108-10-1	4-Methyl-2-pentanone (MIBK)	10	U	10	1.4	
108-88-3	Toluene	2.0	U	2.0	0.40	
10061-02-6	trans-1,3-Dichloropropene	2.0	U	2.0	0.40	
79-00-5	1,1,2-Trichloroethane	2.0	U	2.0	0.68	
127-18-4	Tetrachloroethene	2.0	U	2.0	0.60	
591-78-6	2-Hexanone	10	U	10	3.4	
124-48-1	Dibromochloromethane	2.0	U	2.0	0.62	
108-90-7	Chlorobenzene	2.0	U	2.0	0.58	
100-41-4	Ethylbenzene	2.0	U	2.0	0.40	
179601-23-1	m,p-Xylenes	4.0	U	4.0	0.66	
95-47-6	o-Xylene	2.0	U	2.0	0.40	
100-42-5	Styrene	2.0	U	2.0	0.40	
75-25-2	Bromoform	2.0	U	2.0	0.84	
79-34-5	1,1,2,2-Tetrachloroethane	2.0	U	2.0	0.50	

Client:	CB&I	**Service Request:**	R1509047
Project:	Textron Wheatfield/Annual Groundwater	**Date Collected:**	10/21/15 1225
Sample Matrix:	Water	**Date Received:**	10/22/15
		Date Analyzed:	10/26/15 18:20
Sample Name:	BAT-87-21(1)-151021	**Units:**	µg/L
Lab Code:	R1509047-007	**Basis:**	NA
Run Type:	Dilution		

Volatile Organic Compounds by GC/MS

Analytical Method:	8260C	**Analysis Lot:**	468926
Prep Method:	EPA 5030C		
Data File Name:	I:\ACQUDATA\msvoa10\data\102615\F3459.D\	**Instrument Name:**	R-MS-10
		Dilution Factor:	2

CAS No.	Analyte Name	Result	Q	MRL	MDL	Note

Surrogate Name	%Rec	Control Limits	Date Analyzed	Q
4-Bromofluorobenzene	97	85-122	10/26/15 18:20	
Toluene-d8	102	87-121	10/26/15 18:20	
Dibromofluoromethane	101	89-119	10/26/15 18:20	

Quantitation Report (QT Reviewed)

Data Path : I:\ACQUDATA\msvoa10\data\102615\
Data File : F3459.D
Acq On : 26 Oct 2015 6:20 pm
Operator : F. Naegler
Sample : R1509047-007|2.0 Inst : MSVOA10
Misc : CBI 13429 T4
ALS Vial : 17 Sample Multiplier: 1

DL

Quant Time: Oct 30 11:47:10 2015
Quant Method : I:\ACQUDATA\MSVOA10\METHODS\W101915.M
Quant Title : MS#10 - 8260B WATERS 10mL Purge
QLast Update : Tue Oct 20 12:01:30 2015
Response via : Initial Calibration

FD 10/30/15

Compound	R.T.	QIon	Response	Conc	Units		Dev(Min)
Internal Standards							
1) Pentafluorobenzene	5.665	168	658205	50.00	ug/L		0.00
41) 1,4-Difluorobenzene	6.714	114	973765	50.00	ug/L		0.00
70) d5-Chlorobenzene	9.957	117	884606	50.00	ug/L		0.00
90) 1,4-Dichlorobenzene-d4	11.987	152	465910	50.00	ug/L		0.00
System Monitoring Compounds							
43) surr4,Dibrflmethane	5.519	113	302495	50.64	ug/L		0.00
Spiked Amount 50.000	Range 89 - 119		Recovery = 101.28%				
46) surr1,1,2-dichloroetha...	6.031	65	429419	53.45	ug/L		0.00
Spiked Amount 50.000	Range 73 - 125		Recovery = 106.90%				
64) SURR3,Toluene-d8	8.488	98	1135318	51.17	ug/L		0.00
Spiked Amount 50.000	Range 87 - 121		Recovery = 102.34%				
69) SURR2,BFB	11.018	95	428439	48.36	ug/L		0.00
Spiked Amount 50.000	Range 85 - 122		Recovery = 96.72%				
Target Compounds							Qvalue
4) Vinyl Chloride	1.380	62	211332	19.23	ug/L		95
5) Bromomethane	1.617	94	594	Below Cal		#	40
7) Freon 21	1.861	67	21664	1.71	ug/L		90
8) Trichlorofluoromethane	1.910	101	5898	0.63	ug/L		94
10) Freon 123a	2.178	67	7403	0.94	ug/L		92
13) 1,1-Diclethene	2.361	96	1442	0.28	ug/L	#	78
14) Freon 113	2.385	101	10118	1.73	ug/L		83
15) Acetone	2.416	43	13206	2.23	ug/L		98
16) 2-Propanol	2.568	45	162781	169.04	ug/L		100
27) 1,1-Diclethane	3.702	63	14184	1.16	ug/L		95
33) cis-1,2-Dichloroethene	4.623	96	658773	98.89	ug/L		95
40) 1,1,1-Trichloroethane	5.519	97	12896m	1.55	ug/L		
53) Trichloroethene	7.025	130	16422	2.46	ug/L		95

(#) = qualifier out of range (m) = manual integration (+) = signals summed

Quantitation Report (Qedit)

Data Path : I:\ACQUDATA\msvoa10\data\102615\
Data File : F3459.D
Acq On : 26 Oct 2015 6:20 pm
Operator : F. Naegler
Sample : R1509047-007|2.0 Inst : MSVOA10
Misc : CBI 13429 T4
ALS Vial : 17 Sample Multiplier: 1

Quant Time: Oct 26 18:35:23 2015
Quant Method : I:\ACQUDATA\MSVOA10\METHODS\W101915.M
Quant Title : MS#10 - 8260B WATERS 10mL Purge
QLast Update : Tue Oct 20 12:01:30 2015
Response via : Initial Calibration

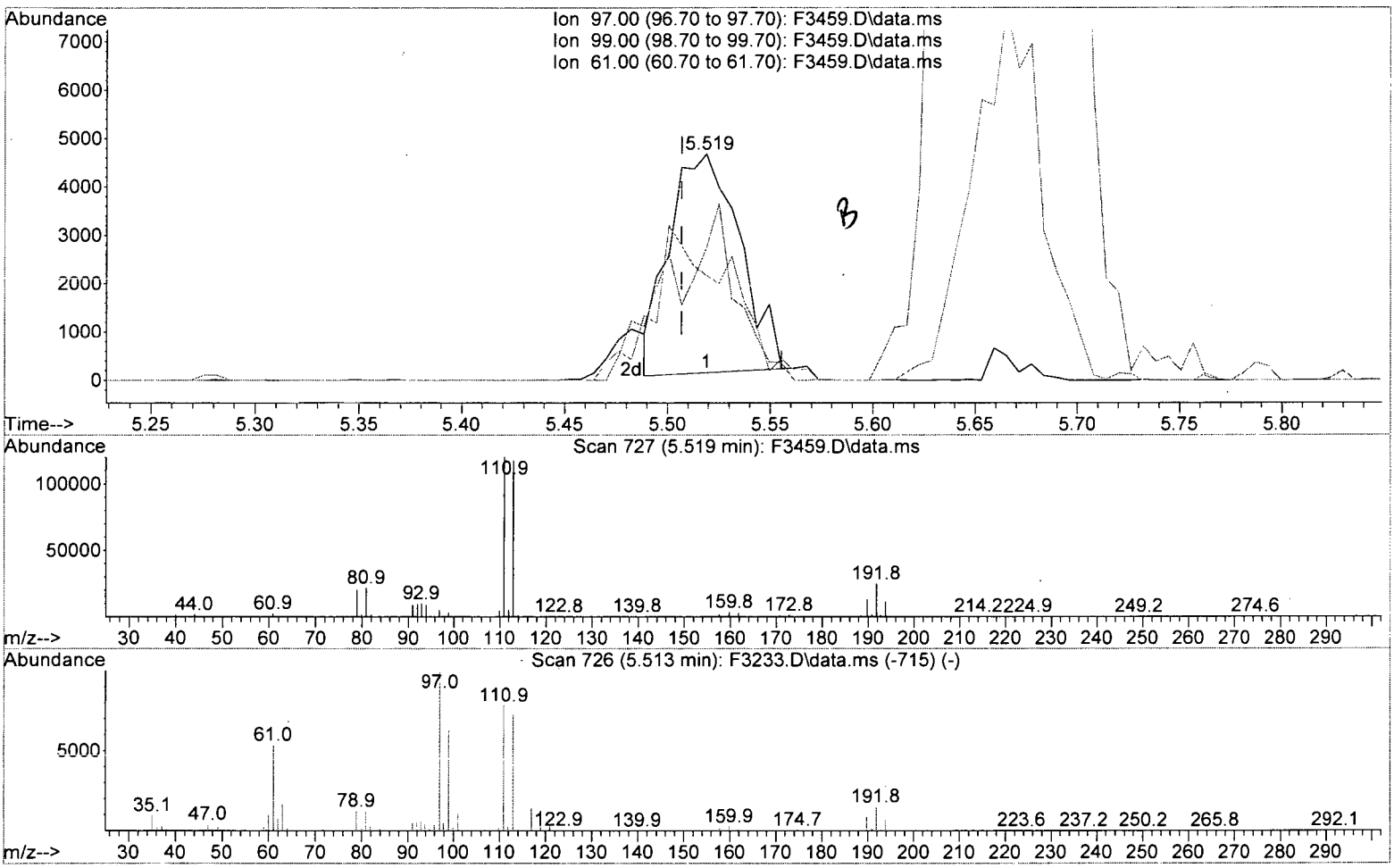

TIC: F3459.D\data.ms

(40) 1,1,1-Trichloroethane (P)

5.519min (+0.012) 1.29 ug/L

response 10787

Ion	Exp%	Act%
97.00	100	100
99.00	62.80	58.61
61.00	53.40	46.37
0.00	0.00	0.00

Quantitation Report (Qedit)

Data Path : I:\ACQUDATA\msvoa10\data\102615\
Data File : F3459.D
Acq On : 26 Oct 2015 6:20 pm
Operator : F. Naegler
Sample : R1509047-007|2.0 Inst : MSVOA10
Misc : CBI 13429 T4
ALS Vial : 17 Sample Multiplier: 1

Quant Time: Oct 26 18:35:23 2015
Quant Method : I:\ACQUDATA\MSVOA10\METHODS\W101915.M
Quant Title : MS#10 - 8260B WATERS 10mL Purge
QLast Update : Tue Oct 20 12:01:30 2015
Response via : Initial Calibration

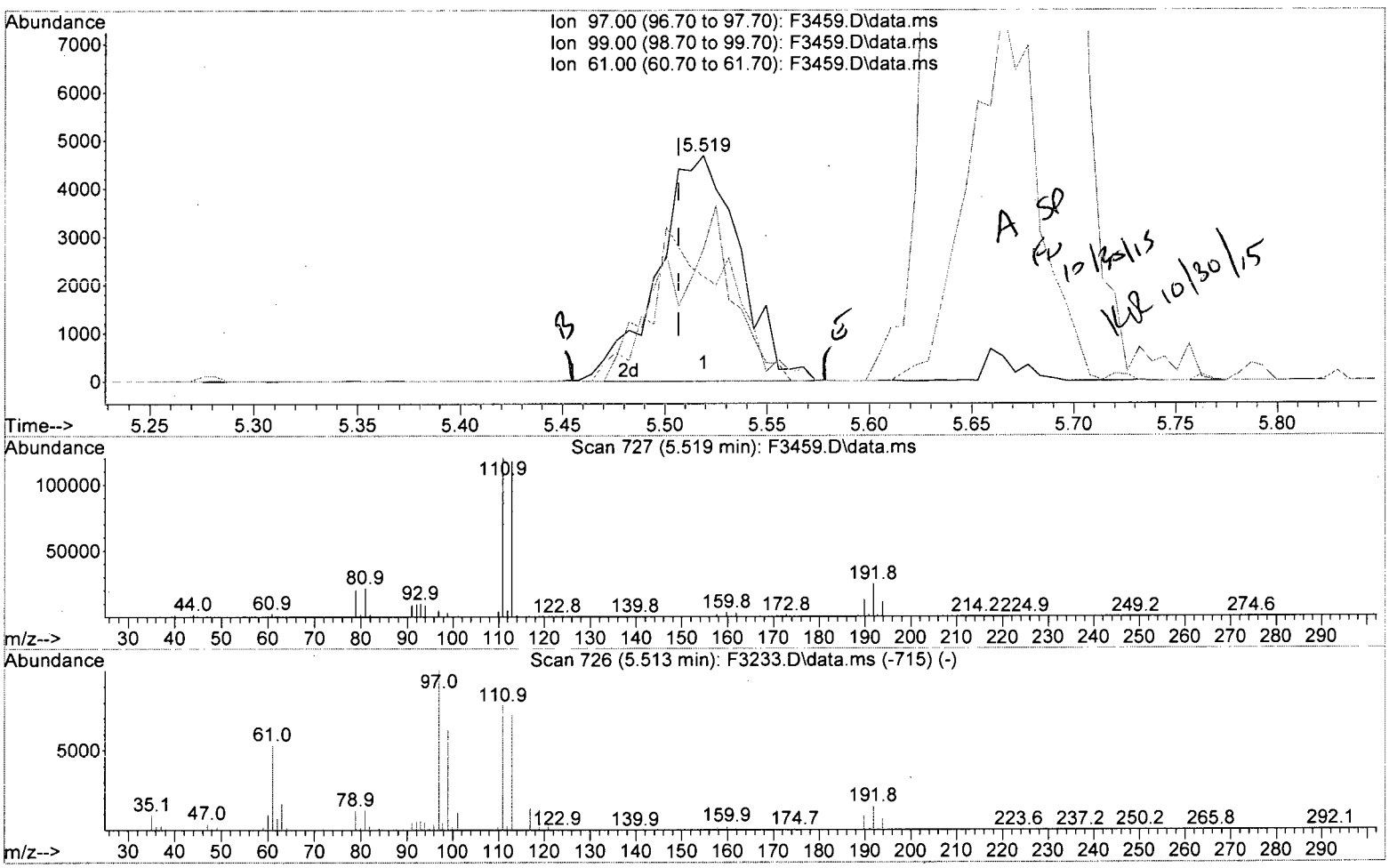

TIC: F3459.D\data.ms

(40) 1,1,1-Trichloroethane (P)

5.519min (+0.012) 1.55 ug/L m

response 12896

Ion	Exp%	Act%
97.00	100	100
99.00	62.80	58.61
61.00	53.40	46.37
0.00	0.00	0.00

Quantitation Report (QT Reviewed)

Data Path : I:\ACQUDATA\msvoa10\data\102615\
Data File : F3459.D
Acq On : 26 Oct 2015 6:20 pm
Operator : F. Naegler
Sample : R1509047-007|2.0 Inst : MSVOA10
Misc : CBI 13429 T4
ALS Vial : 17 Sample Multiplier: 1

Quant Time: Oct 30 11:47:10 2015
Quant Method : I:\ACQUDATA\MSVOA10\METHODS\W101915.M
Quant Title : MS#10 - 8260B WATERS 10mL Purge
QLast Update : Tue Oct 20 12:01:30 2015
Response via : Initial Calibration

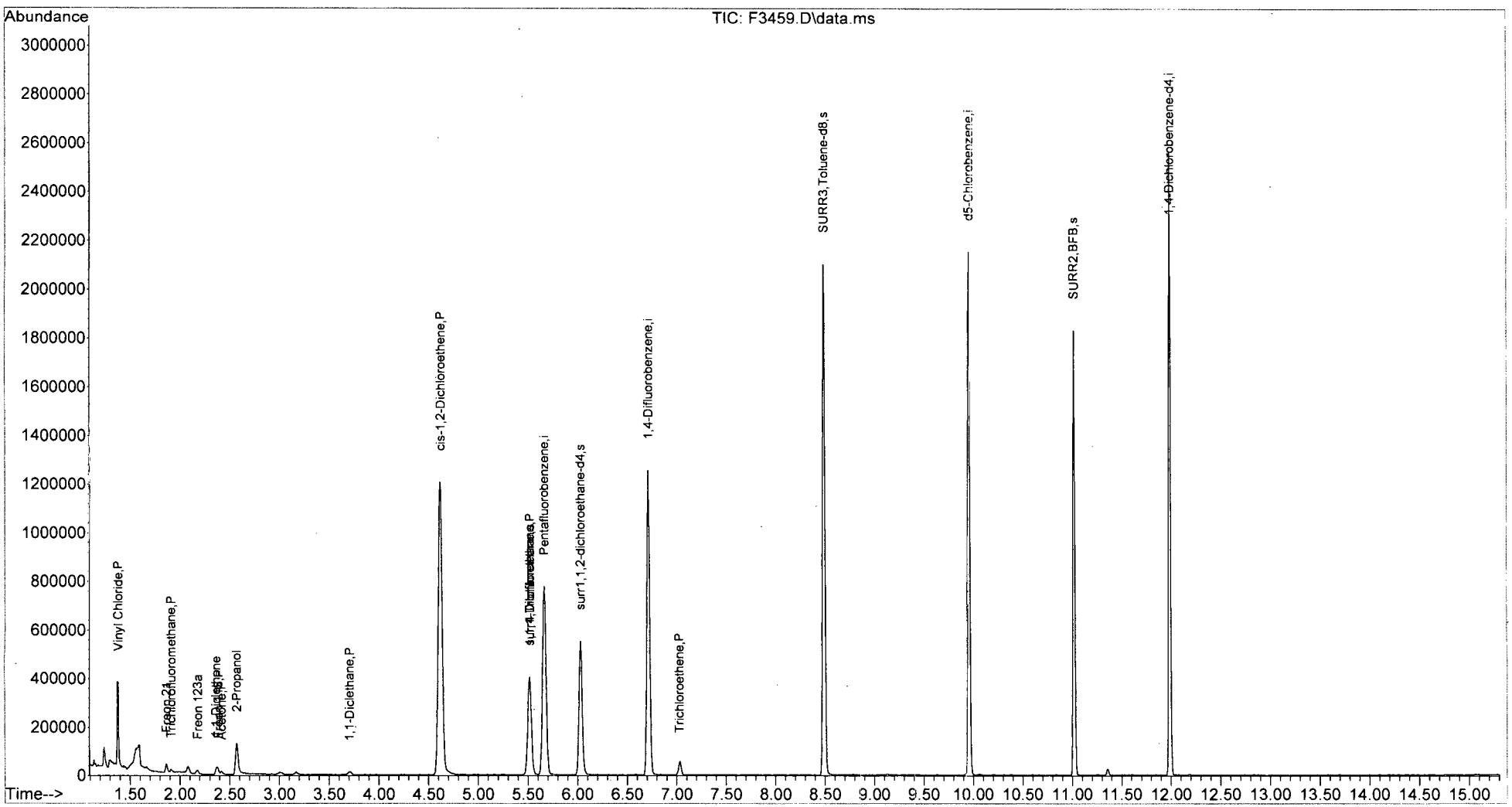

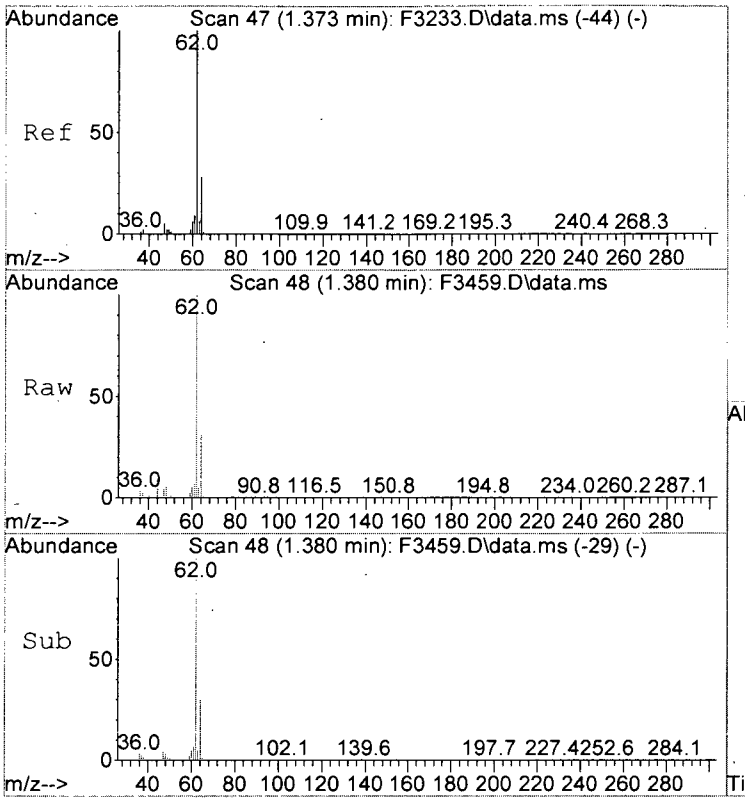

#4
Vinyl Chloride
Concen: 19.23 ug/L
RT: 1.380 min Scan# 48
Delta R.T. 0.000 min
Lab File: F3459.D
Acq: 26 Oct 2015 6:20 pm

Tgt Ion: 62 Resp: 211332

Ion	Ratio	Lower	Upper
62	100		
64	31.2	8.4	48.4

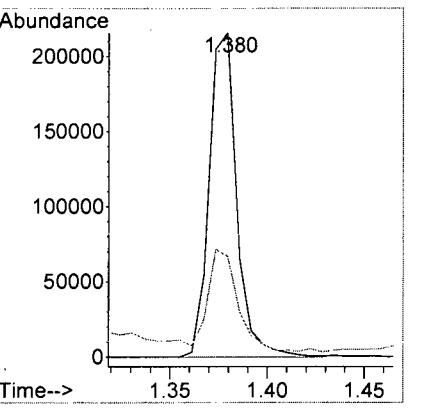

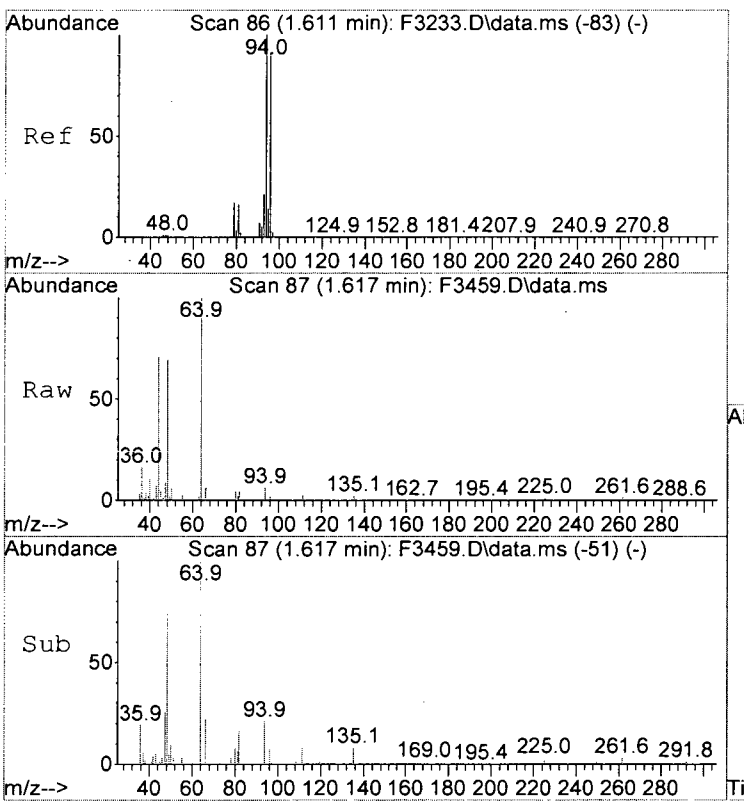

#5
Bromomethane
Concen: Below Cal
RT: 1.617 min Scan# 87
Delta R.T. -0.006 min
Lab File: F3459.D
Acq: 26 Oct 2015 6:20 pm

Tgt Ion: 94 Resp: 594

Ion	Ratio	Lower	Upper
94	100		
96	34.6	71.0	111.0#

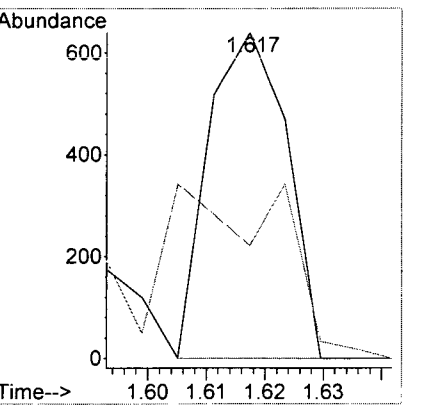

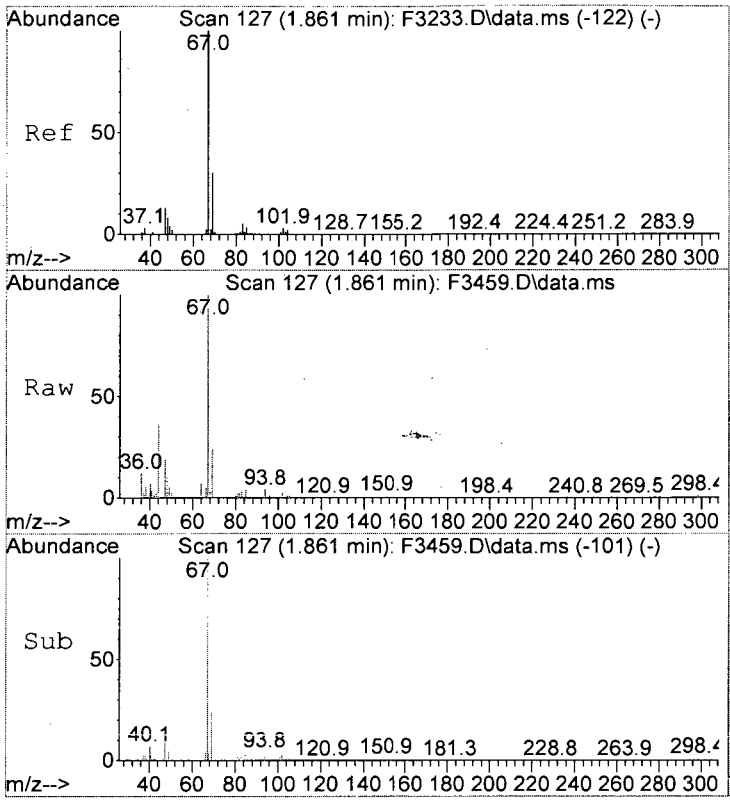

#7
Freon 21
Concen: 1.71 ug/L
RT: 1.861 min Scan# 127
Delta R.T. -0.006 min
Lab File: F3459.D
Acq: 26 Oct 2015 6:20 pm

Tgt Ion: 67 Resp: 21664

Ion	Ratio	Lower	Upper
67	100		
69	24.4	9.8	49.8

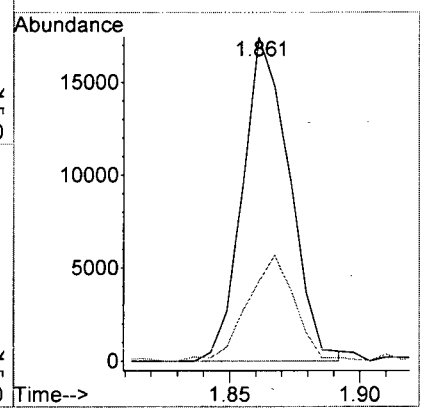

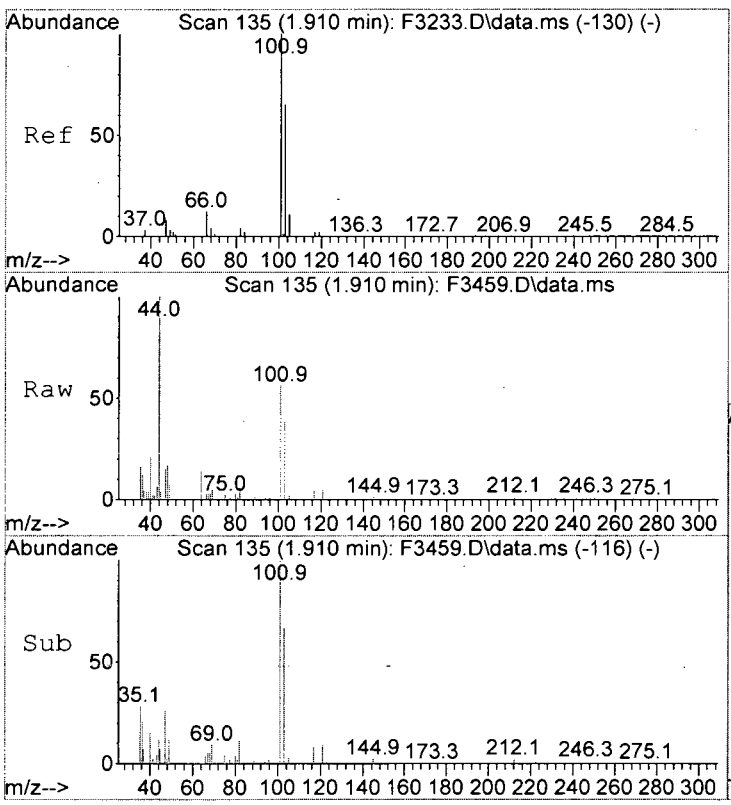

#8
Trichlorofluoromethane
Concen: 0.63 ug/L
RT: 1.910 min Scan# 135
Delta R.T. -0.006 min
Lab File: F3459.D
Acq: 26 Oct 2015 6:20 pm

Tgt Ion:101 Resp: 5898

Ion	Ratio	Lower	Upper
101	100		
103	66.7	44.4	84.4
66	4.7	0.0	32.9

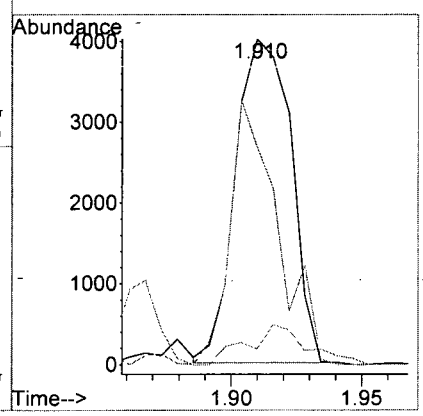

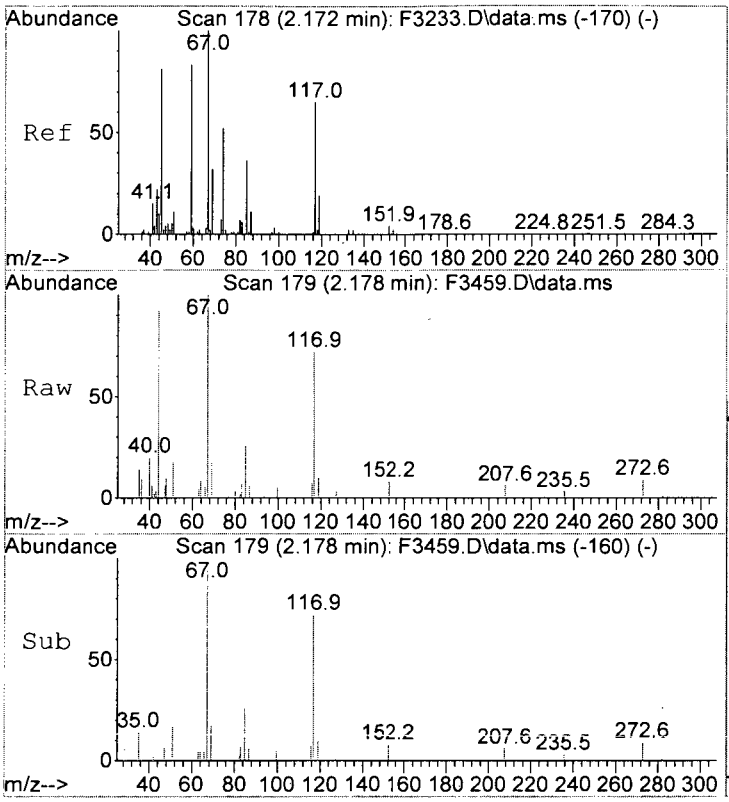

#10
Freon 123a
Concen: 0.94 ug/L
RT: 2.178 min Scan# 179
Delta R.T. 0.000 min
Lab File: F3459.D
Acq: 26 Oct 2015 6:20 pm

Tgt Ion: 67 Resp: 7403

Ion	Ratio	Lower	Upper
67	100		
117	72.2	46.0	86.0

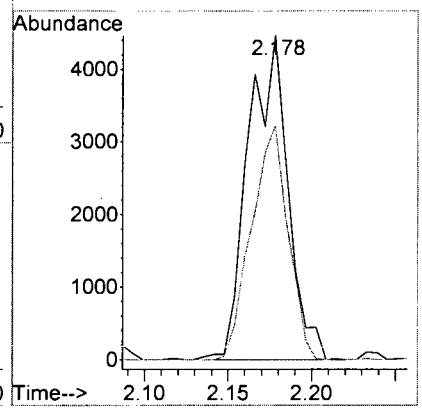

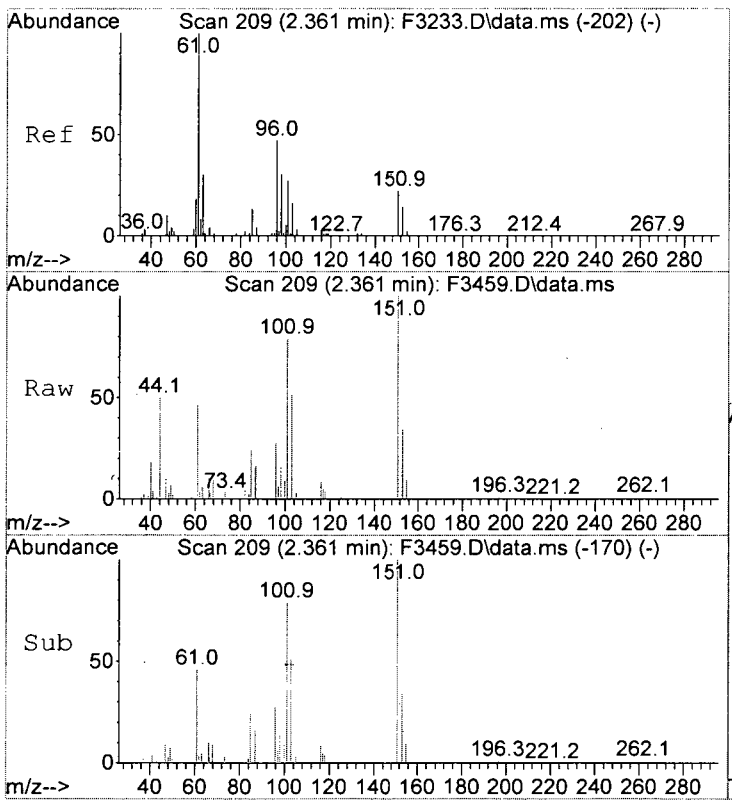

#13
1,1-Diclethene
Concen: 0.28 ug/L
RT: 2.361 min Scan# 209
Delta R.T. -0.012 min
Lab File: F3459.D
Acq: 26 Oct 2015 6:20 pm

Tgt Ion: 96 Resp: 1442

Ion	Ratio	Lower	Upper
96	100		
98	58.6	44.2	84.2
61	171.5	192.7	232.7#

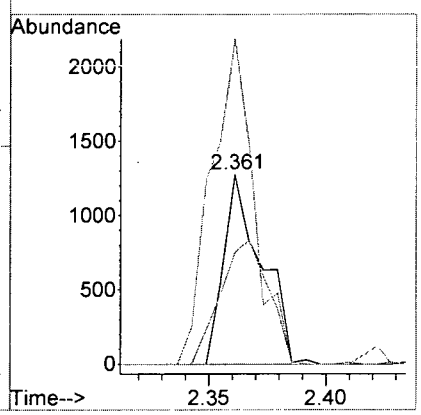

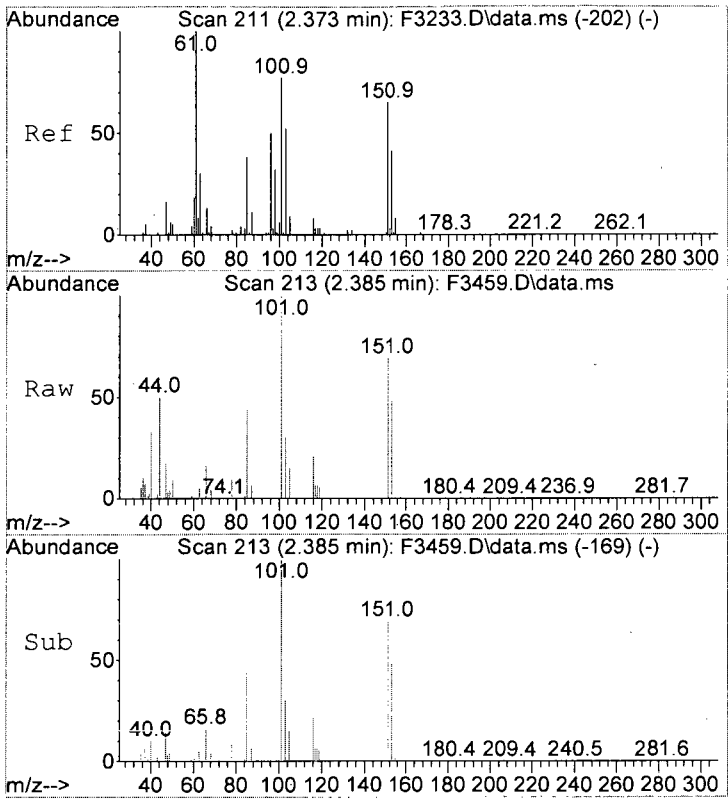

#14
Freon 113
Concen: 1.73 ug/L
RT: 2.385 min Scan# 213
Delta R.T. 0.012 min
Lab File: F3459.D
Acq: 26 Oct 2015 6:20 pm

Tgt Ion:101 Resp: 10118

Ion	Ratio	Lower	Upper
101	100		
151	68.9	64.5	104.5

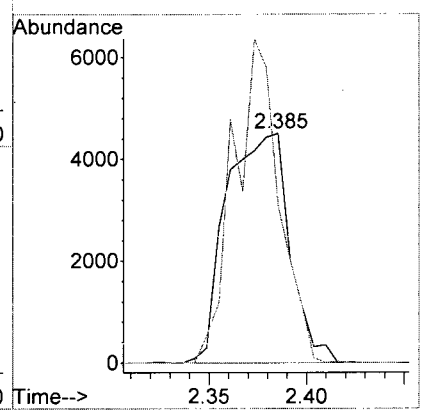

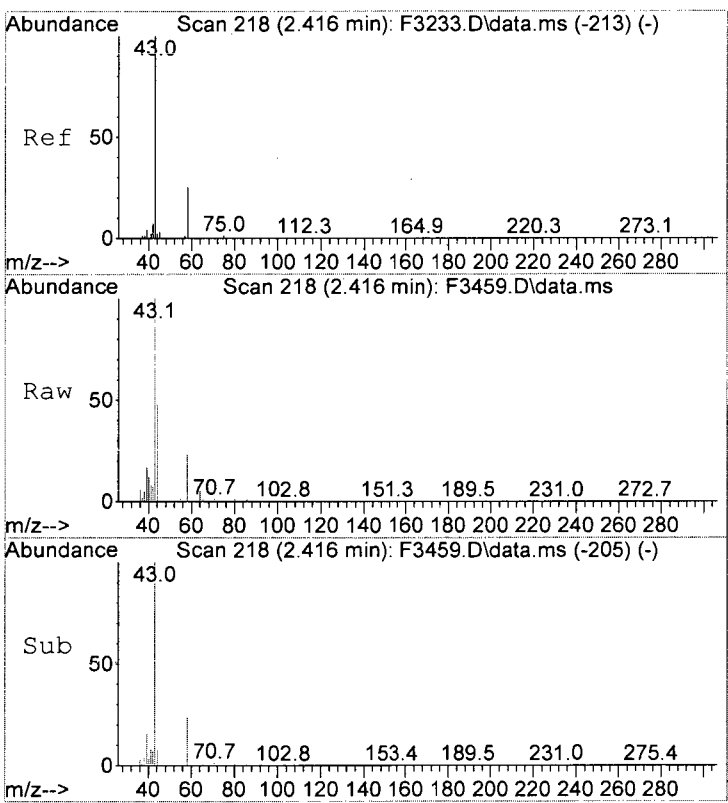

#15
Acetone
Concen: 2.23 ug/L
RT: 2.416 min Scan# 218
Delta R.T. 0.006 min
Lab File: F3459.D
Acq: 26 Oct 2015 6:20 pm

Tgt Ion: 43 Resp: 13206

Ion	Ratio	Lower	Upper
43	100		
58	23.4	4.3	44.3
42	6.9	0.0	27.3

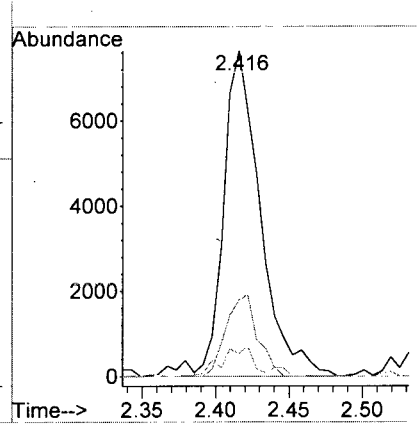

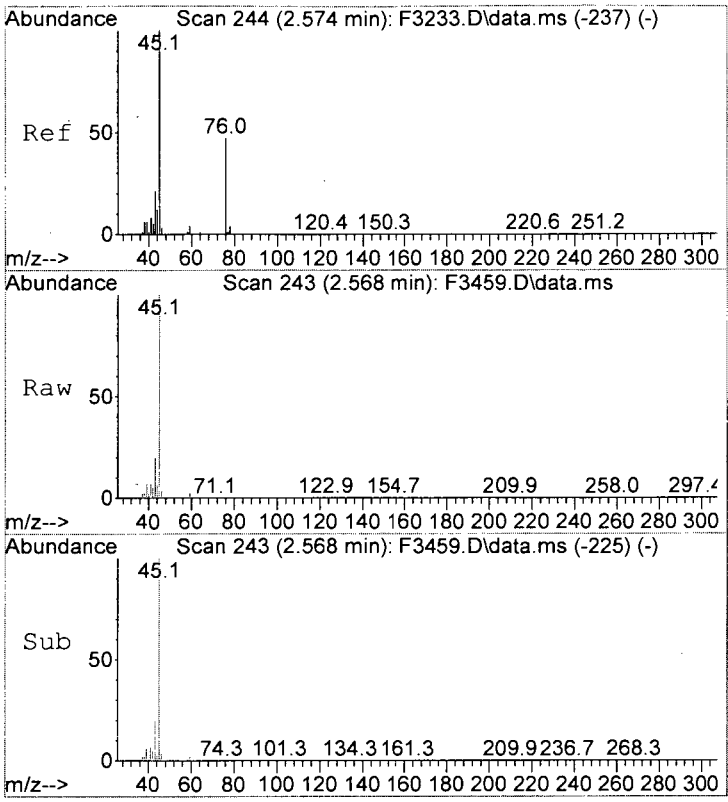

#16
2-Propanol
Concen: 169.04 ug/L
RT: 2.568 min Scan# 243
Delta R.T. 0.000 min
Lab File: F3459.D
Acq: 26 Oct 2015 6:20 pm

Tgt Ion: 45 Resp: 162781

Ion	Ratio	Lower	Upper
45	100		
43	20.4	0.6	40.6

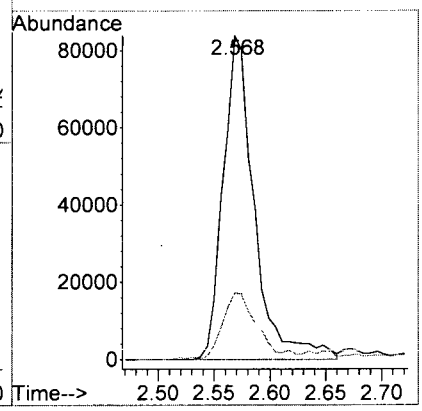

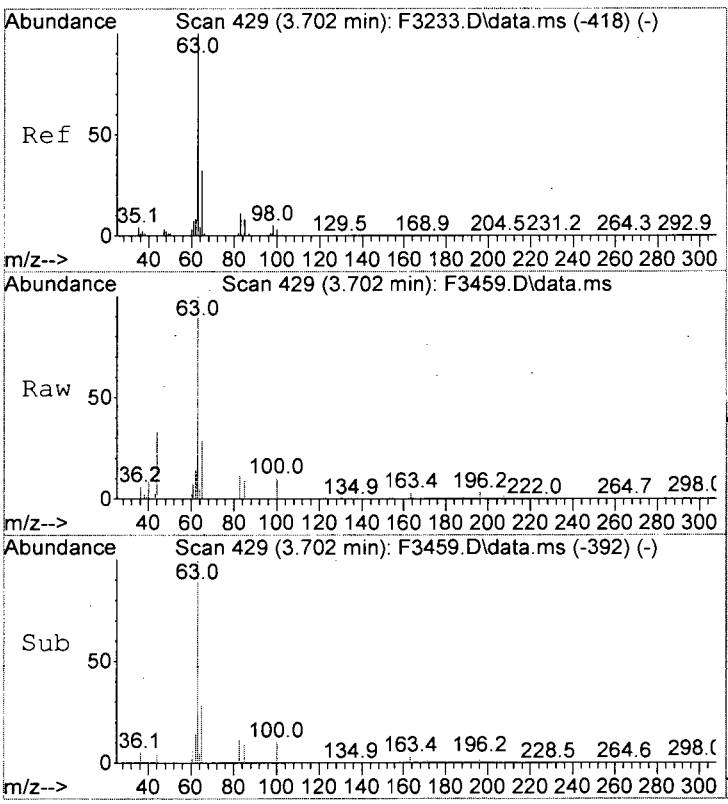

#27
1,1-Diclethane
Concen: 1.16 ug/L
RT: 3.702 min Scan# 429
Delta R.T. 0.000 min
Lab File: F3459.D
Acq: 26 Oct 2015 6:20 pm

Tgt Ion: 63 Resp: 14184

Ion	Ratio	Lower	Upper
63	100		
65	28.1	11.7	51.7
83	10.9	0.0	30.6

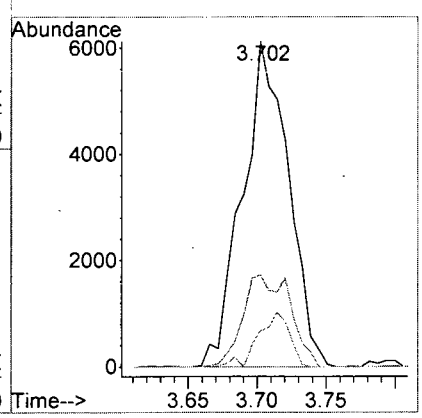

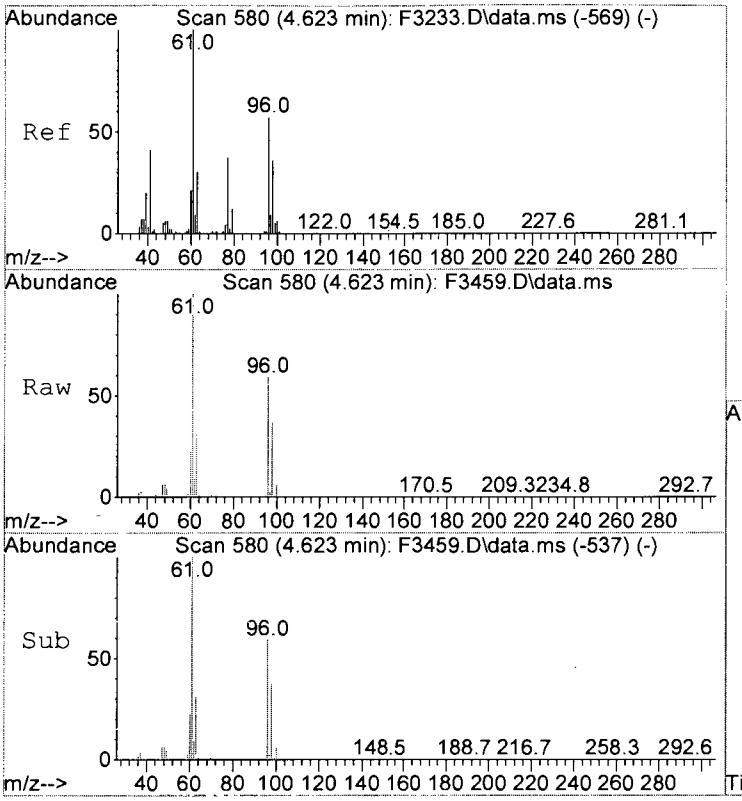

#33
cis-1,2-Dichloroethene
Concen: 98.89 ug/L
RT: 4.623 min Scan# 580
Delta R.T. 0.006 min
Lab File: F3459.D
Acq: 26 Oct 2015 6:20 pm

Tgt Ion: 96 Resp: 658773

Ion	Ratio	Lower	Upper
96	100		
61	169.9	157.0	197.0

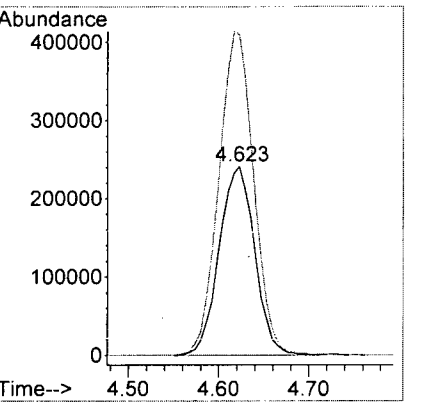

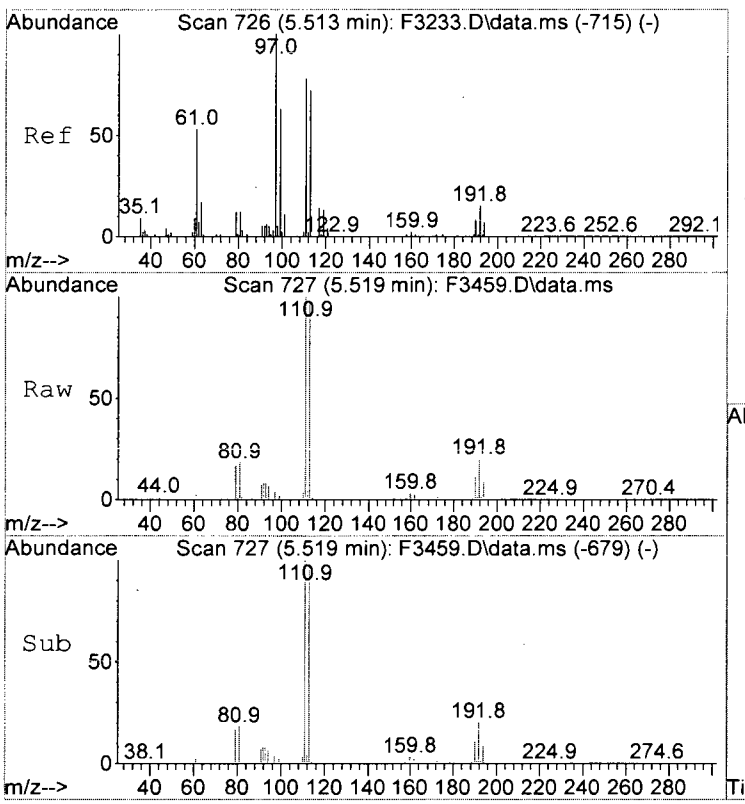

#40
1,1,1-Trichloroethane
Concen: 1.55 ug/L m
RT: 5.519 min Scan# 727
Delta R.T. 0.012 min
Lab File: F3459.D
Acq: 26 Oct 2015 6:20 pm

Tgt Ion: 97 Resp: 12896

Ion	Ratio	Lower	Upper
97	100		
99	58.6	42.8	82.8
61	46.4	33.4	73.4

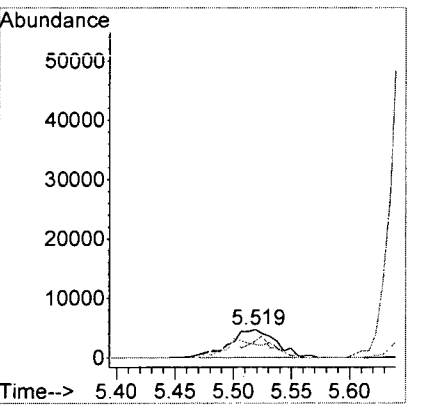

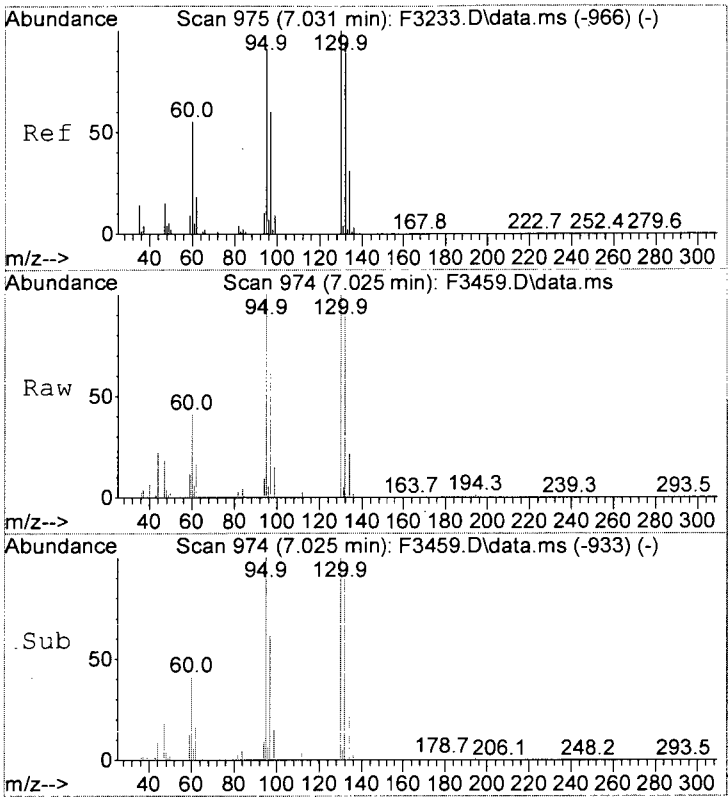

#53
Trichloroethene
Concen: 2.46 ug/L
RT: 7.025 min Scan# 974
Delta R.T. 0.000 min
Lab File: F3459.D
Acq: 26 Oct 2015 6:20 pm

Tgt Ion:130 Resp: 16422

Ion	Ratio	Lower	Upper
130	100		
132	92.1	74.1	114.1
95	99.6	70.9	110.9
97	61.3	39.7	79.7

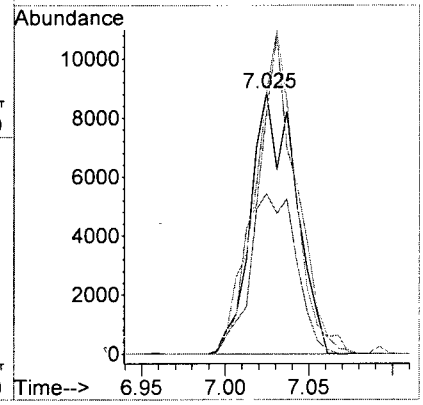

Client:	CB&I	**Service Request:**	R1509047
Project:	Textron Wheatfield/Annual Groundwater	**Date Collected:**	10/21/15 1325
Sample Matrix:	Water	**Date Received:**	10/22/15
		Date Analyzed:	10/23/15 17:22
Sample Name:	BAT-87-22(1)-151021	**Units:**	µg/L
Lab Code:	R1509047-008	**Basis:**	NA

Volatile Organic Compounds by GC/MS

Analytical Method:	8260C	**Analysis Lot:**	468624
Prep Method:	EPA 5030C		
Data File Name:	I:\ACQUDATA\msvoa10\data\102315\F3396.D\	**Instrument Name:**	R-MS-10
		Dilution Factor:	1

CAS No.	Analyte Name	Result	Q	MRL	MDL	Note
74-87-3	Chloromethane	1.0	U	1.0	0.21	
75-01-4	Vinyl Chloride	**140**		1.0	0.32	
75-00-3	Chloroethane	1.0	U	1.0	0.24	
74-83-9	Bromomethane	1.0	U	1.0	0.29	
75-35-4	1,1-Dichloroethene	**1.2**		1.0	0.57	
67-64-1	Acetone	5.0	U	5.0	1.3	
75-15-0	Carbon Disulfide	**1.5**		1.0	0.22	
75-09-2	Methylene Chloride	1.0	U	1.0	0.60	
156-60-5	trans-1,2-Dichloroethene	**2.6**		1.0	0.33	
75-34-3	1,1-Dichloroethane	**4.4**		1.0	0.20	
156-59-2	cis-1,2-Dichloroethene	**510**	E	1.0	0.30	
78-93-3	2-Butanone (MEK)	5.0	U	5.0	0.81	
67-66-3	Chloroform	1.0	U	1.0	0.25	
71-55-6	1,1,1-Trichloroethane	**0.60**	J	1.0	0.36	
56-23-5	Carbon Tetrachloride	1.0	U	1.0	0.45	
71-43-2	Benzene	1.0	U	1.0	0.20	
107-06-2	1,2-Dichloroethane	1.0	U	1.0	0.36	
79-01-6	Trichloroethene	**2.2**		1.0	0.22	
78-87-5	1,2-Dichloropropane	1.0	U	1.0	0.20	
75-27-4	Bromodichloromethane	1.0	U	1.0	0.32	
10061-01-5	cis-1,3-Dichloropropene	1.0	U	1.0	0.24	
108-10-1	4-Methyl-2-pentanone (MIBK)	5.0	U	5.0	0.67	
108-88-3	Toluene	1.0	U	1.0	0.20	
10061-02-6	trans-1,3-Dichloropropene	1.0	U	1.0	0.20	
79-00-5	1,1,2-Trichloroethane	1.0	U	1.0	0.34	
127-18-4	Tetrachloroethene	1.0	U	1.0	0.30	
591-78-6	2-Hexanone	5.0	U	5.0	1.7	
124-48-1	Dibromochloromethane	1.0	U	1.0	0.31	
108-90-7	Chlorobenzene	1.0	U	1.0	0.29	
100-41-4	Ethylbenzene	1.0	U	1.0	0.20	
179601-23-1	m,p-Xylenes	2.0	U	2.0	0.33	
95-47-6	o-Xylene	1.0	U	1.0	0.20	
100-42-5	Styrene	1.0	U	1.0	0.20	
75-25-2	Bromoform	1.0	U	1.0	0.42	
79-34-5	1,1,2,2-Tetrachloroethane	1.0	U	1.0	0.25	

Client:	CB&I	**Service Request:**	R1509047
Project:	Textron Wheatfield/Annual Groundwater	**Date Collected:**	10/21/15 1325
Sample Matrix:	Water	**Date Received:**	10/22/15
		Date Analyzed:	10/23/15 17:22
Sample Name:	BAT-87-22(1)-151021	**Units:**	µg/L
Lab Code:	R1509047-008	**Basis:**	NA

Volatile Organic Compounds by GC/MS

Analytical Method:	8260C	**Analysis Lot:**	468624
Prep Method:	EPA 5030C		
Data File Name:	I:\ACQUDATA\msvoa10\data\102315\F3396.D\	**Instrument Name:**	R-MS-10
		Dilution Factor:	1

CAS No.	Analyte Name	Result	Q	MRL	MDL	Note

Surrogate Name	%Rec	Control Limits	Date Analyzed	Q
4-Bromofluorobenzene	100	85-122	10/23/15 17:22	
Toluene-d8	103	87-121	10/23/15 17:22	
Dibromofluoromethane	102	89-119	10/23/15 17:22	

Quantitation Report (QT Reviewed)

Data Path : I:\ACQUDATA\msvoa10\data\102315\
Data File : F3396.D
Acq On : 23 Oct 2015 5:22 pm
Operator : F. Naegler
Sample : R1509047-008|1.0 Inst : MSVOA10
Misc : CBI 13429 T4
ALS Vial : 15 Sample Multiplier: 1

Quant Time: Oct 29 12:45:44 2015
Quant Method : I:\ACQUDATA\MSVOA10\METHODS\W101915.M
Quant Title : MS#10 - 8260B WATERS 10mL Purge
QLast Update : Tue Oct 20 12:01:30 2015
Response via : Initial Calibration

Compound	R.T.	QIon	Response	Conc	Units		Dev(Min)
Internal Standards							
1) Pentafluorobenzene	5.665	168	648143	50.00	ug/L		0.00
41) 1,4-Difluorobenzene	6.714	114	938303	50.00	ug/L		0.00
70) d5-Chlorobenzene	9.957	117	869881	50.00	ug/L		0.00
90) 1,4-Dichlorobenzene-d4	11.987	152	447225	50.00	ug/L		0.00
System Monitoring Compounds							
43) surr4,Dibrflmethane	5.519	113	294854	51.22	ug/L		0.00
Spiked Amount 50.000	Range 89 - 119		Recovery = 102.44%				
46) surr1,1,2-dichloroetha...	6.031	65	410071	52.97	ug/L		0.00
Spiked Amount 50.000	Range 73 - 125		Recovery = 105.94%				
64) SURR3,Toluene-d8	8.488	98	1105970	51.73	ug/L		0.00
Spiked Amount 50.000	Range 87 - 121		Recovery = 103.46%				
69) SURR2,BFB	11.018	95	425233	49.81	ug/L		0.00
Spiked Amount 50.000	Range 85 - 122		Recovery = 99.62%				
Target Compounds							Qvalue
4) Vinyl Chloride	1.380	62	1514455	139.93	ug/L		89
5) Bromomethane	1.611	94	496	Below Cal		#	38
7) Freon 21	1.867	67	32090	2.57	ug/L		97
10) Freon 123a	2.172	67	12448	1.61	ug/L		94
13) 1,1-Diclethene	2.367	96	6225	1.21	ug/L	#	72
14) Freon 113	2.373	101	6048	1.05	ug/L	#	67
15) Acetone	2.422	43	4142	0.71	ug/L		70
18) Carbon Disulfide	2.562	76	22027m	1.46	ug/L		
25) Methyl-t-Butyl Ether	3.184	73	18315	0.87	ug/L		84
26) trans-1,2-Dichloroethene	3.166	96	14866	2.55	ug/L		95
27) 1,1-Diclethane	3.702	63	53241	4.41	ug/L		95
33) cis-1,2-Dichloroethene	4.623	96	3330881	507.77	ug/L		89 E
38) Tetrahydrofuran	5.159	42	1920	0.36	ug/L	#	42
40) 1,1,1-Trichloroethane	5.525	97	4919	0.60	ug/L	#	79
53) Trichloroethene	7.025	130	14205	2.21	ug/L	#	82

Report + Rpt 1/S

(#) = qualifier out of range (m) = manual integration (+) = signals summed

FJ 10/29/15

Quantitation Report (Qedit)

Data Path : I:\ACQUDATA\msvoa10\data\102315\
Data File : F3396.D
Acq On : 23 Oct 2015 5:22 pm
Operator : F. Naegler
Sample : R1509047-008|1.0 Inst : MSVOA10
Misc : CBI 13429 T4
ALS Vial : 15 Sample Multiplier: 1

Quant Time: Oct 23 17:37:03 2015
Quant Method : I:\ACQUDATA\MSVOA10\METHODS\W101915.M
Quant Title : MS#10 - 8260B WATERS 10mL Purge
QLast Update : Tue Oct 20 12:01:30 2015
Response via : Initial Calibration

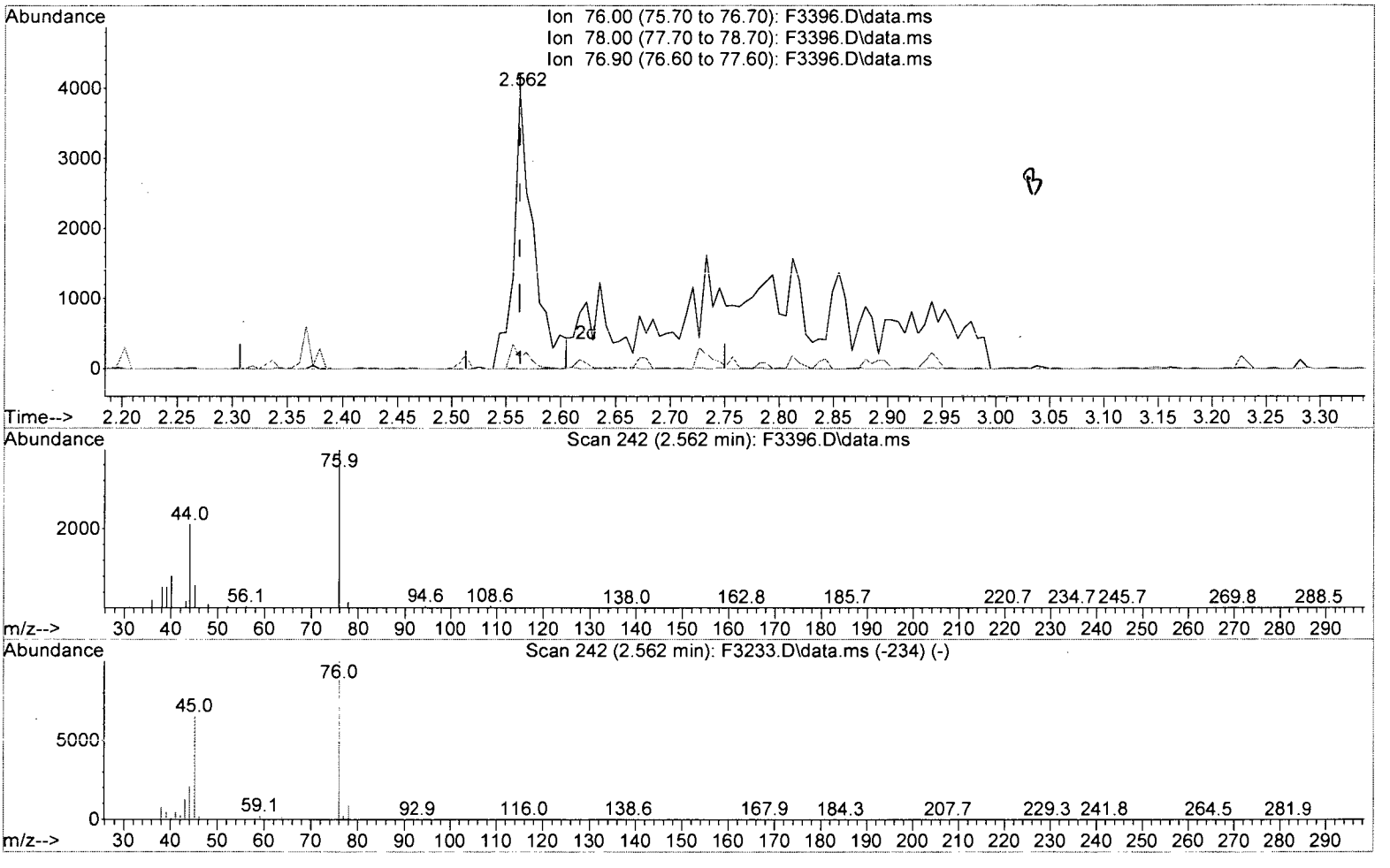

TIC: F3396.D\data.ms

(18) Carbon Disulfide (P)

2.562min (-0.000) 0.33 ug/L

response 5059

Ion	Exp%	Act%
76.00	100	100
78.00	9.40	3.88
76.90	2.70	0.00
0.00	0.00	0.00

Quantitation Report (Qedit)

Data Path : I:\ACQUDATA\msvoa10\data\102315\
Data File : F3396.D
Acq On : 23 Oct 2015 5:22 pm
Operator : F. Naegler
Sample : R1509047-008|1.0 Inst : MSVOA10
Misc : CBI 13429 T4
ALS Vial : 15 Sample Multiplier: 1

Quant Time: Oct 23 17:37:03 2015
Quant Method : I:\ACQUDATA\MSVOA10\METHODS\W101915.M
Quant Title : MS#10 - 8260B WATERS 10mL Purge
QLast Update : Tue Oct 20 12:01:30 2015
Response via : Initial Calibration

* baseline ↑ due to sulfur dioxide

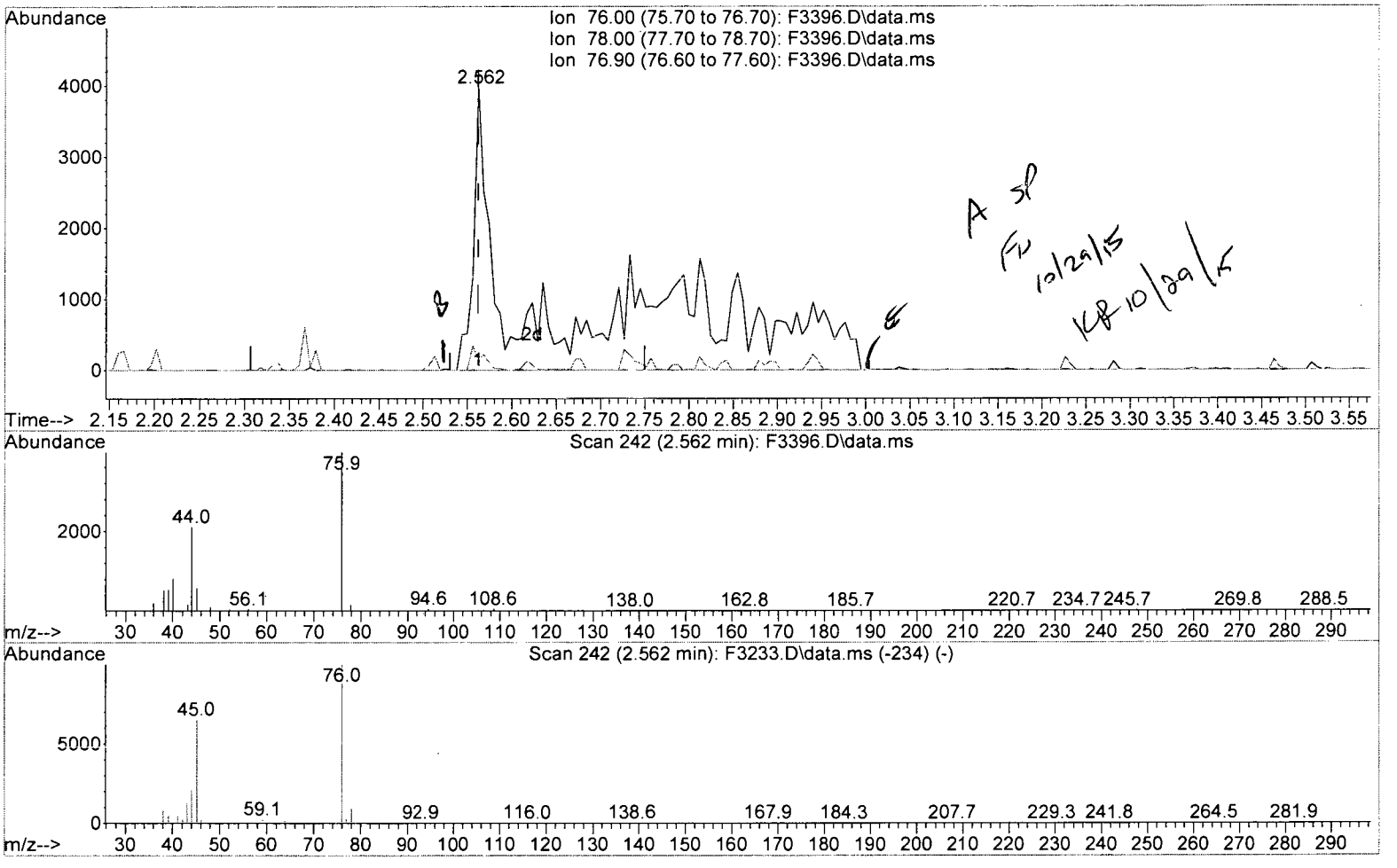

A SP FN 10/29/15 KP 10/29/15

TIC: F3396.D\data.ms

(18) Carbon Disulfide (P)

2.562min (-0.000) 1.46 ug/L m

response 22027

Ion	Exp%	Act%
76.00	100	100
78.00	9.40	3.88
76.90	2.70	0.00
0.00	0.00	0.00

Quantitation Report (QT Reviewed)

Data Path : I:\ACQUDATA\msvoa10\data\102315\
Data File : F3396.D
Acq On : 23 Oct 2015 5:22 pm
Operator : F. Naegler
Sample : R1509047-008|1.0 Inst : MSVOA10
Misc : CBI 13429 T4
ALS Vial : 15 Sample Multiplier: 1

Quant Time: Oct 29 12:45:44 2015
Quant Method : I:\ACQUDATA\MSVOA10\METHODS\W101915.M
Quant Title : MS#10 - 8260B WATERS 10mL Purge
QLast Update : Tue Oct 20 12:01:30 2015
Response via : Initial Calibration

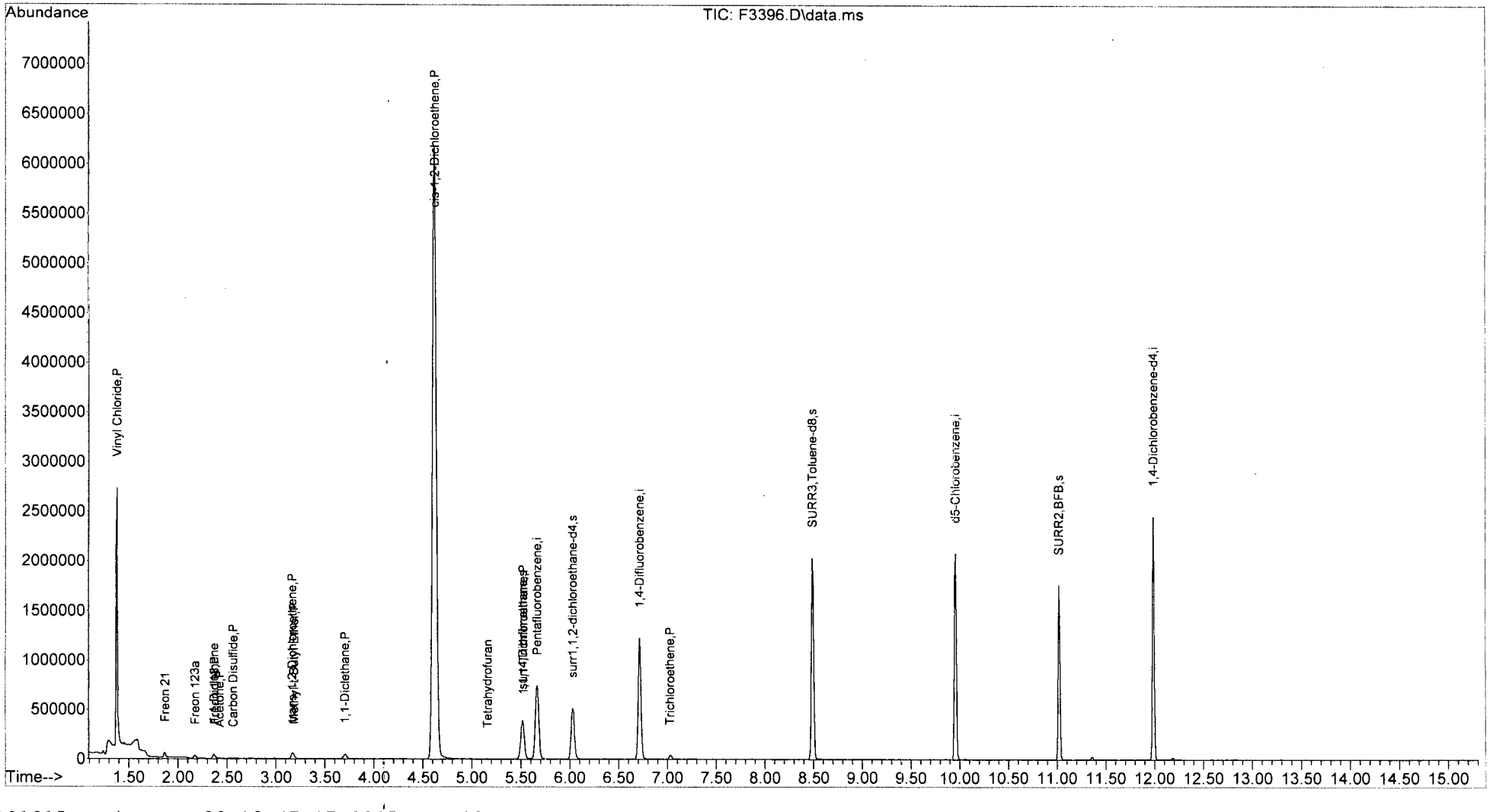

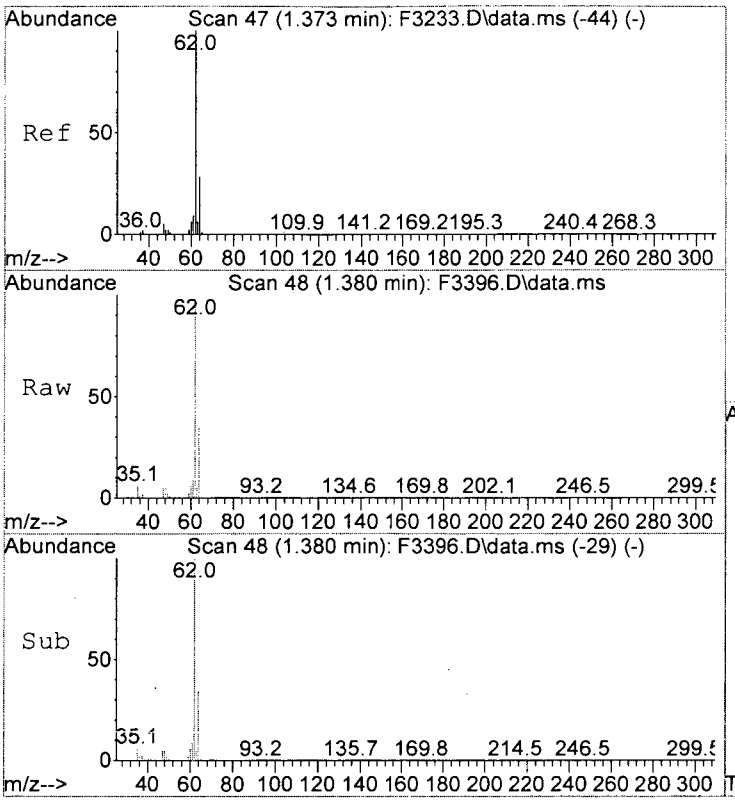

#4
Vinyl Chloride
Concen: 139.93 ug/L
RT: 1.380 min Scan# 48
Delta R.T. -0.000 min
Lab File: F3396.D
Acq: 23 Oct 2015 5:22 pm

Tgt Ion: 62 Resp: 1514455

Ion	Ratio	Lower	Upper
62	100		
64	34.2	8.4	48.4

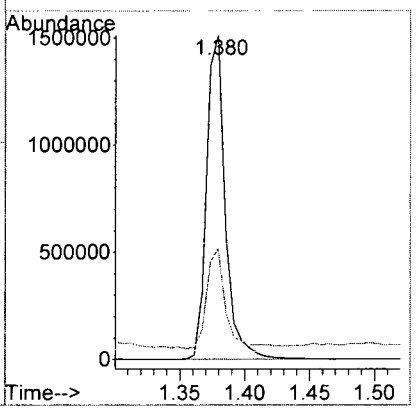

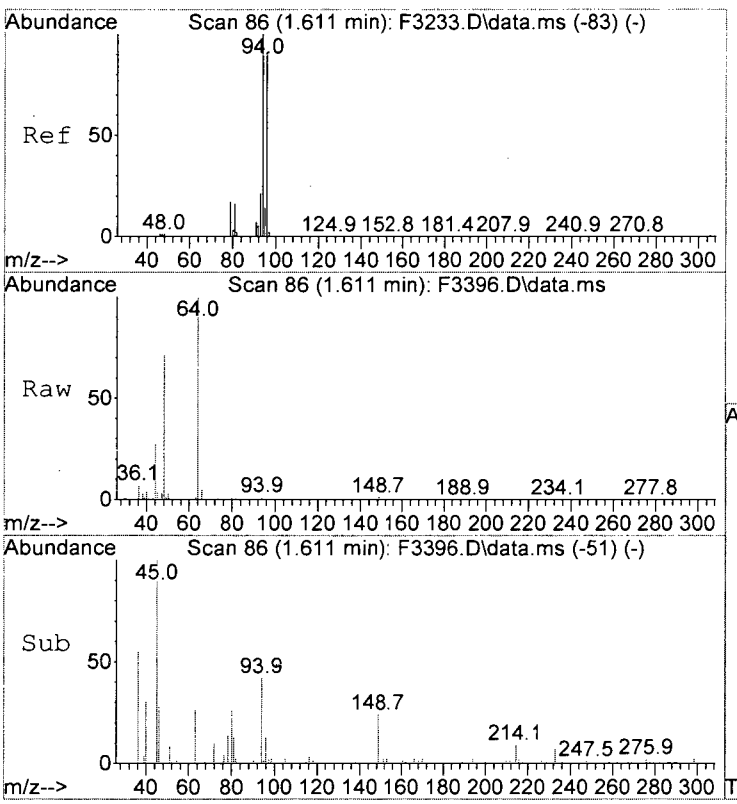

#5
Bromomethane
Concen: Below Cal
RT: 1.611 min Scan# 86
Delta R.T. -0.012 min
Lab File: F3396.D
Acq: 23 Oct 2015 5:22 pm

Tgt Ion: 94 Resp: 496

Ion	Ratio	Lower	Upper
94	100		
96	31.8	71.0	111.0#

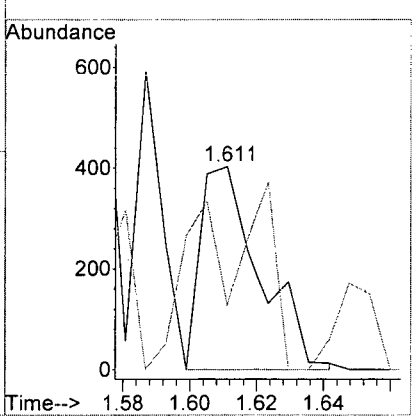



#7
Freon 21
Concen: 2.57 ug/L
RT: 1.867 min Scan# 128
Delta R.T. -0.000 min
Lab File: F3396.D
Acq: 23 Oct 2015 5:22 pm

Tgt Ion: 67 Resp: 32090

Ion	Ratio	Lower	Upper
67	100		
69	31.5	9.8	49.8

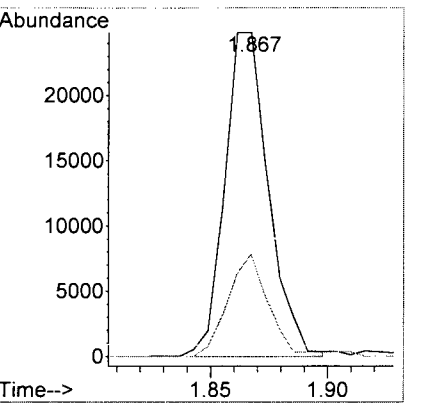

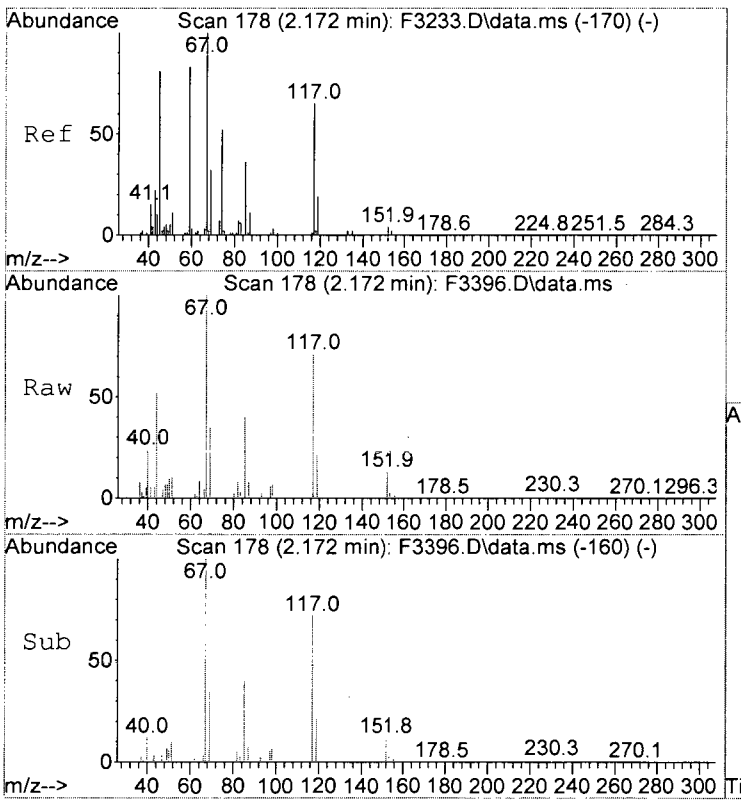

#10
Freon 123a
Concen: 1.61 ug/L
RT: 2.172 min Scan# 178
Delta R.T. -0.006 min
Lab File: F3396.D
Acq: 23 Oct 2015 5:22 pm

Tgt Ion: 67 Resp: 12448

Ion	Ratio	Lower	Upper
67	100		
117	70.9	46.0	86.0

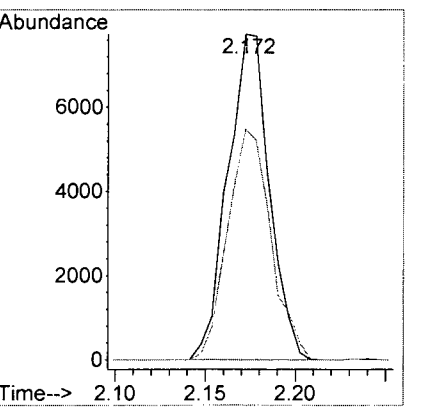

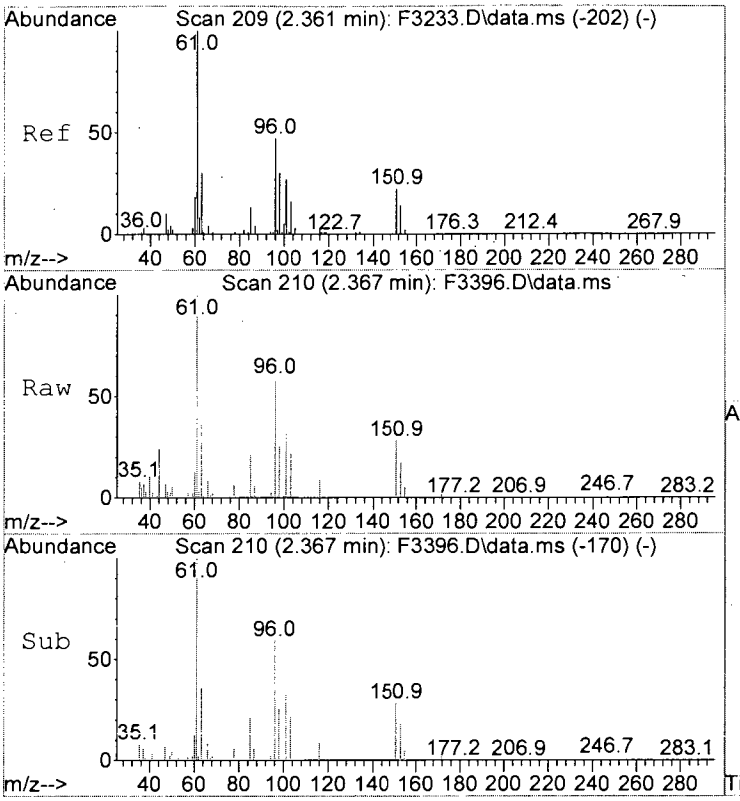

#13
1,1-Diclethene
Concen: 1.21 ug/L
RT: 2.367 min Scan# 210
Delta R.T. -0.006 min
Lab File: F3396.D
Acq: 23 Oct 2015 5:22 pm

Tgt Ion: 96 Resp: 6225

Ion	Ratio	Lower	Upper
96	100		
98	42.1	44.2	84.2#
61	169.2	192.7	232.7#

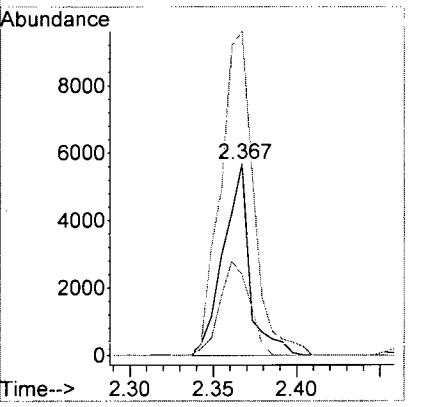

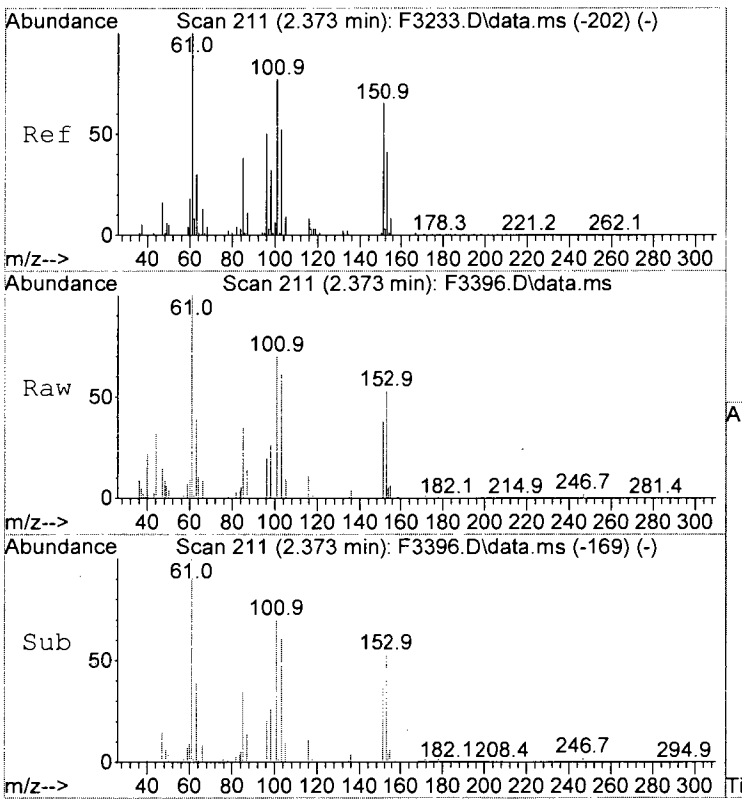

#14
Freon 113
Concen: 1.05 ug/L
RT: 2.373 min Scan# 211
Delta R.T. -0.000 min
Lab File: F3396.D
Acq: 23 Oct 2015 5:22 pm

Tgt Ion:101 Resp: 6048

Ion	Ratio	Lower	Upper
101	100		
151	54.4	64.5	104.5#

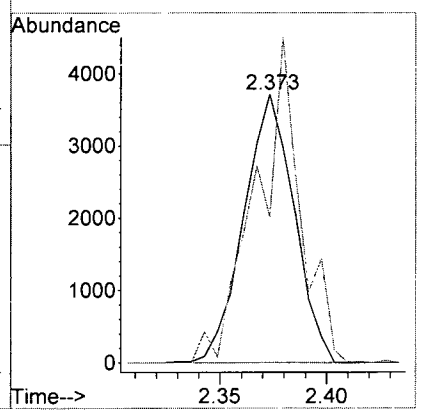

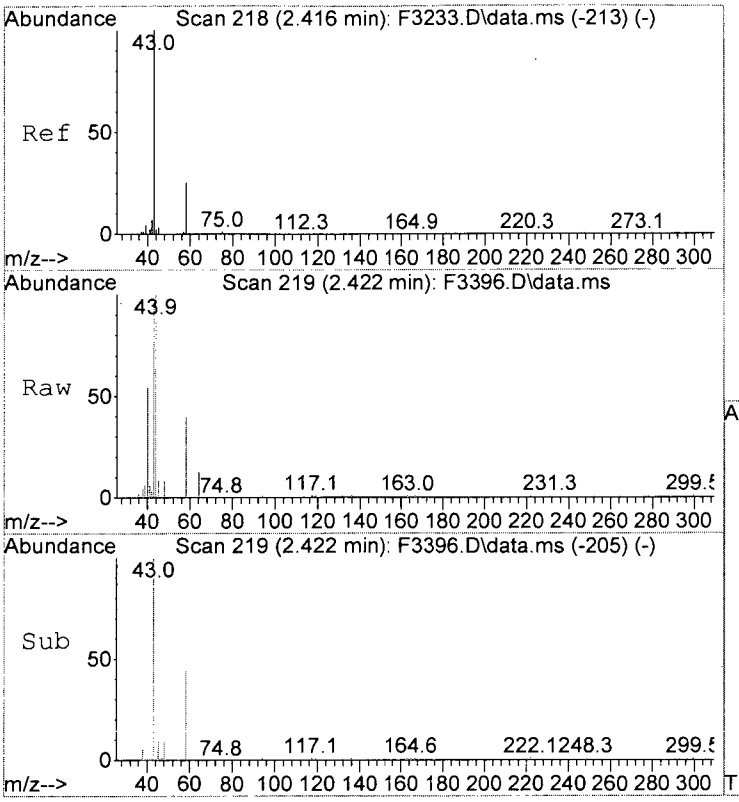

#15
Acetone
Concen: 0.71 ug/L
RT: 2.422 min Scan# 219
Delta R.T. 0.012 min
Lab File: F3396.D
Acq: 23 Oct 2015 5:22 pm

Tgt Ion: 43 Resp: 4142

Ion	Ratio	Lower	Upper
43	100		
58	41.8	4.3	44.3
42	2.9	0.0	27.3

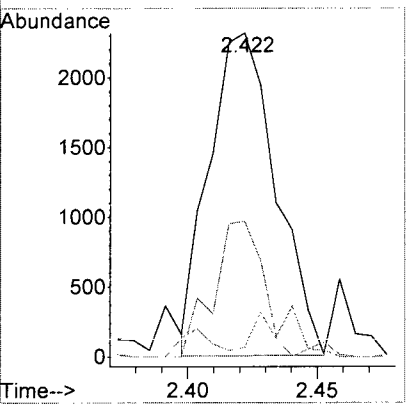

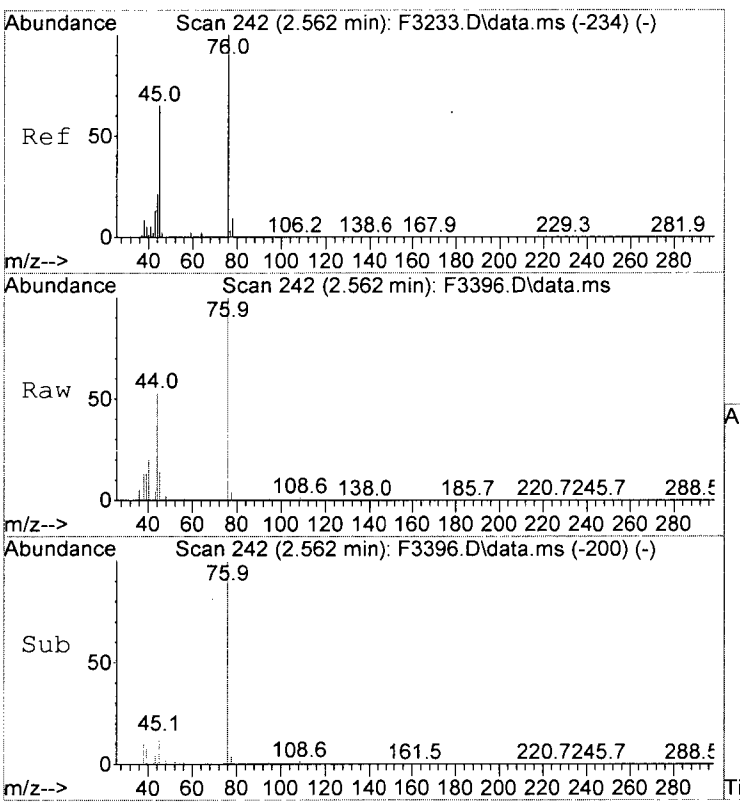

#18
Carbon Disulfide
Concen: 1.46 ug/L m
RT: 2.562 min Scan# 242
Delta R.T. -0.000 min
Lab File: F3396.D
Acq: 23 Oct 2015 5:22 pm

Tgt Ion: 76 Resp: 22027

Ion	Ratio	Lower	Upper
76	100		
78	3.9	0.0	29.4
77	0.0	0.0	22.7

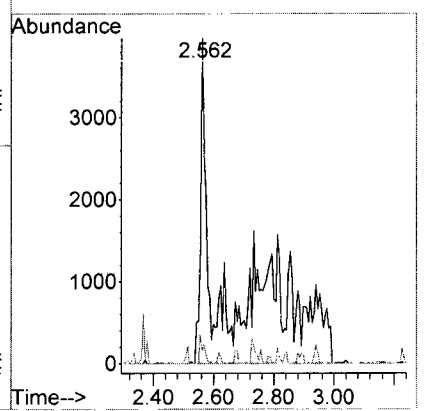

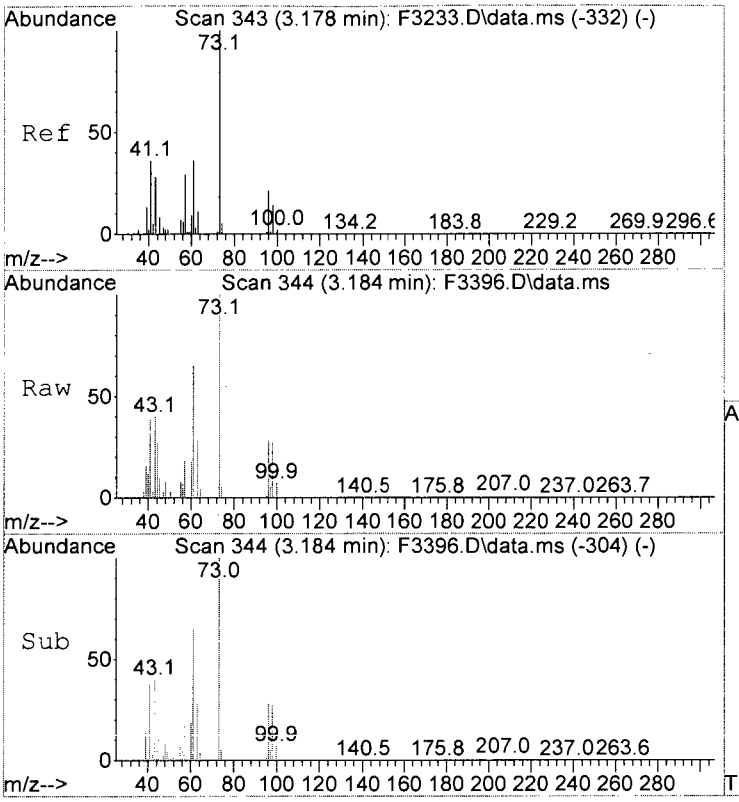

#25
Methyl-t-Butyl Ether
Concen: 0.87 ug/L
RT: 3.184 min Scan# 344
Delta R.T. 0.006 min
Lab File: F3396.D
Acq: 23 Oct 2015 5:22 pm

Tgt Ion: 73 Resp: 18315

Ion	Ratio	Lower	Upper
73	100		
57	18.5	9.2	49.2
55	7.7	0.0	27.2

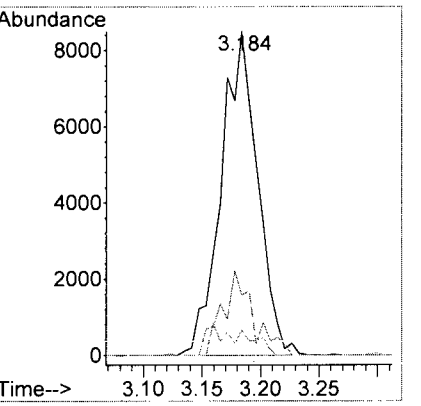

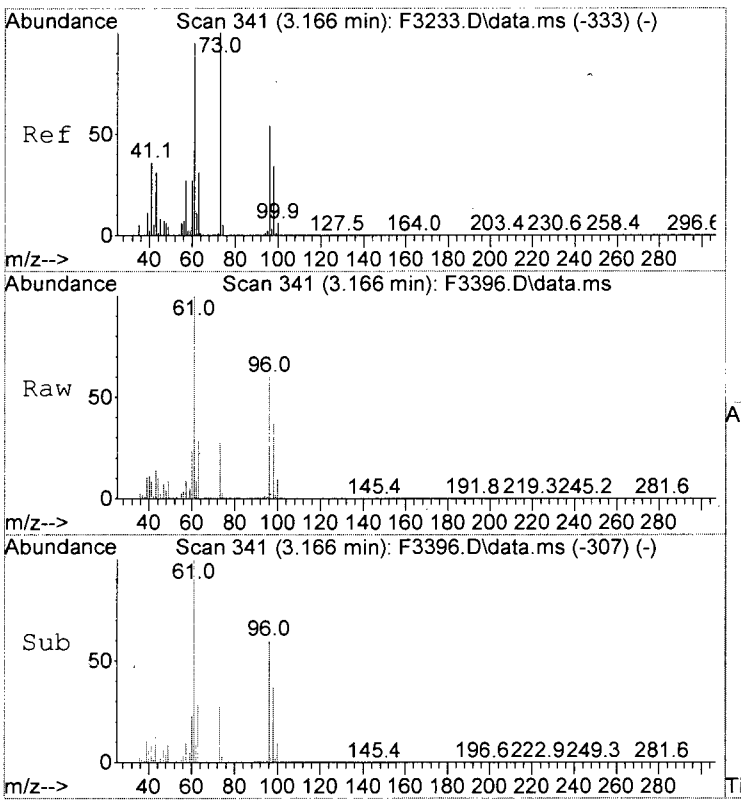

#26
trans-1,2-Dichloroethene
Concen: 2.55 ug/L
RT: 3.166 min Scan# 341
Delta R.T. -0.000 min
Lab File: F3396.D
Acq: 23 Oct 2015 5:22 pm

Tgt Ion: 96 Resp: 14866

Ion	Ratio	Lower	Upper
96	100		
98	61.6	42.3	82.3
61	166.7	155.3	195.3

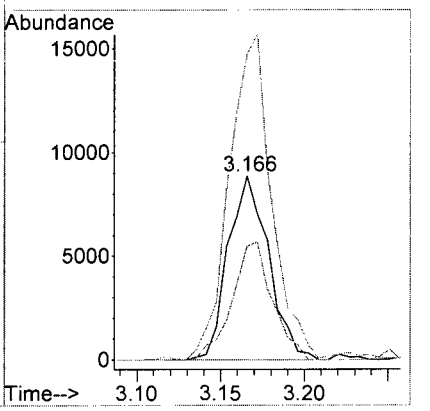



#27
1,1-Diclethane
Concen: 4.41 ug/L
RT: 3.702 min Scan# 429
Delta R.T. -0.000 min
Lab File: F3396.D
Acq: 23 Oct 2015 5:22 pm

Tgt Ion: 63 Resp: 53241

Ion	Ratio	Lower	Upper
63	100		
65	28.1	11.7	51.7
83	11.2	0.0	30.6

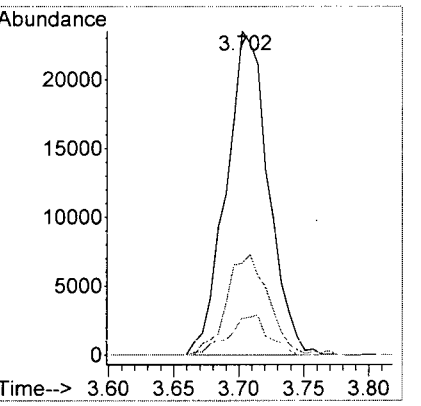

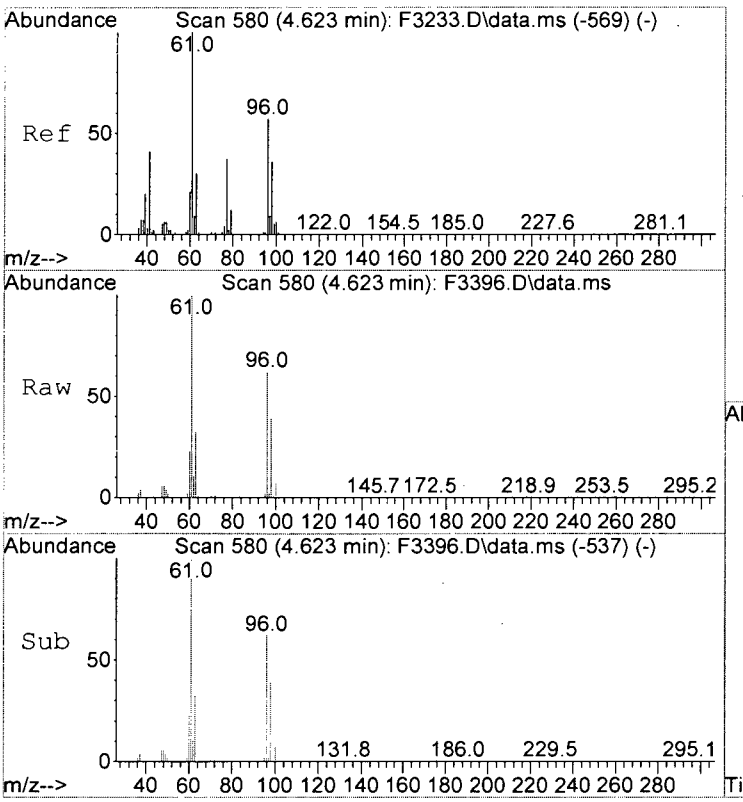

#33
cis-1,2-Dichloroethene
Concen: 507.77 ug/L
RT: 4.623 min Scan# 580
Delta R.T. 0.006 min
Lab File: F3396.D
Acq: 23 Oct 2015 5:22 pm

Tgt Ion: 96 Resp: 3330881

Ion	Ratio	Lower	Upper
96	100		
61	162.2	157.0	197.0

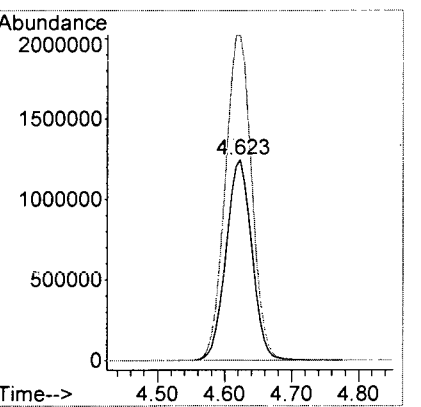

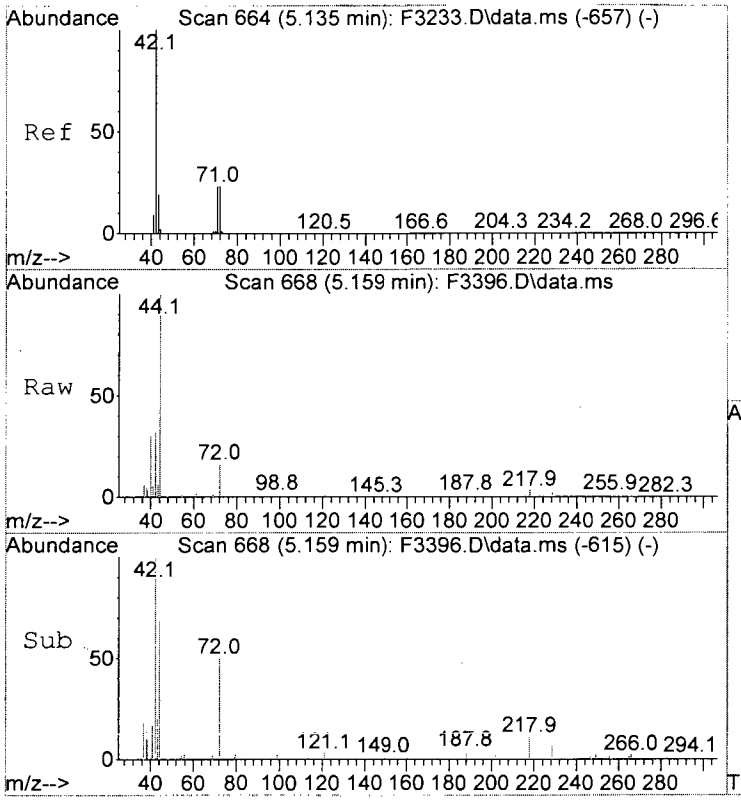

#38
Tetrahydrofuran
Concen: 0.36 ug/L
RT: 5.159 min Scan# 668
Delta R.T. 0.006 min
Lab File: F3396.D
Acq: 23 Oct 2015 5:22 pm

Tgt Ion: 42 Resp: 1920

Ion	Ratio	Lower	Upper
42	100		
72	50.4	2.4	42.4#

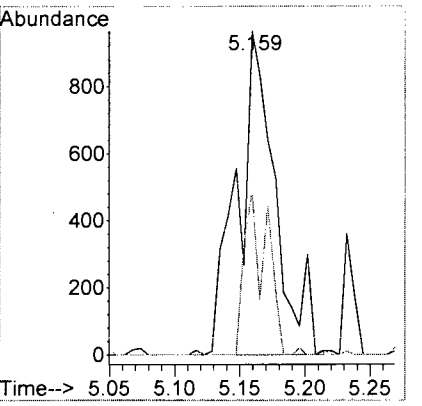

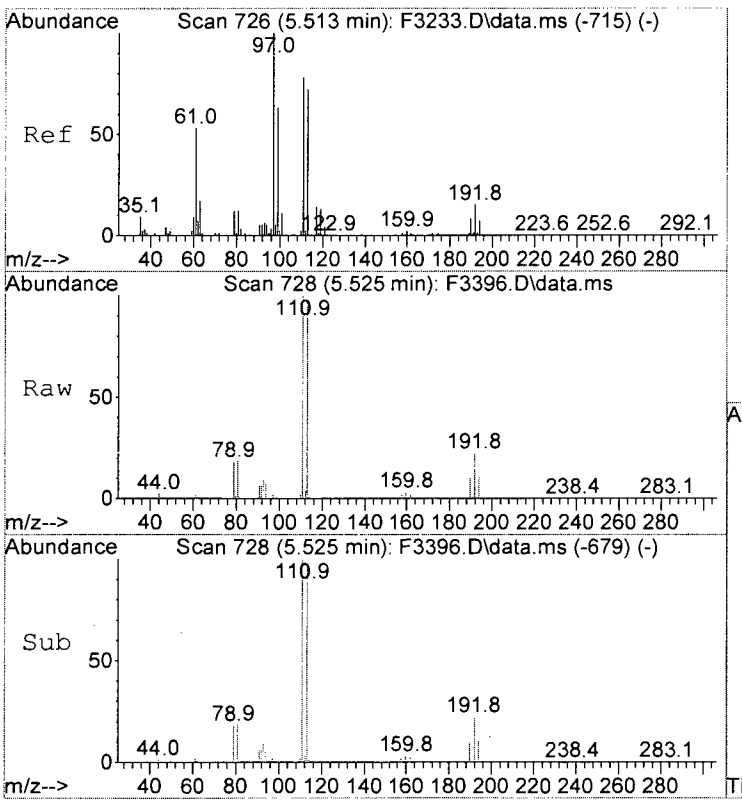

#40
1,1,1-Trichloroethane
Concen: 0.60 ug/L
RT: 5.525 min Scan# 728
Delta R.T. 0.018 min
Lab File: F3396.D
Acq: 23 Oct 2015 5:22 pm

Tgt Ion: 97 Resp: 4919

Ion	Ratio	Lower	Upper
97	100		
99	63.8	42.8	82.8
61	84.7	33.4	73.4#

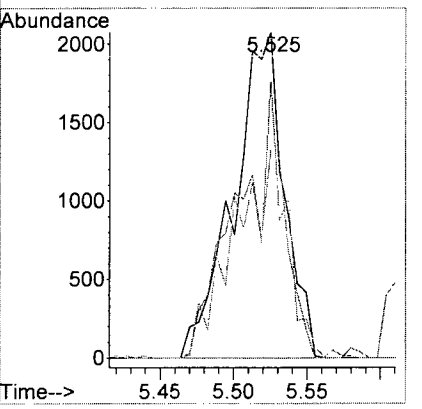

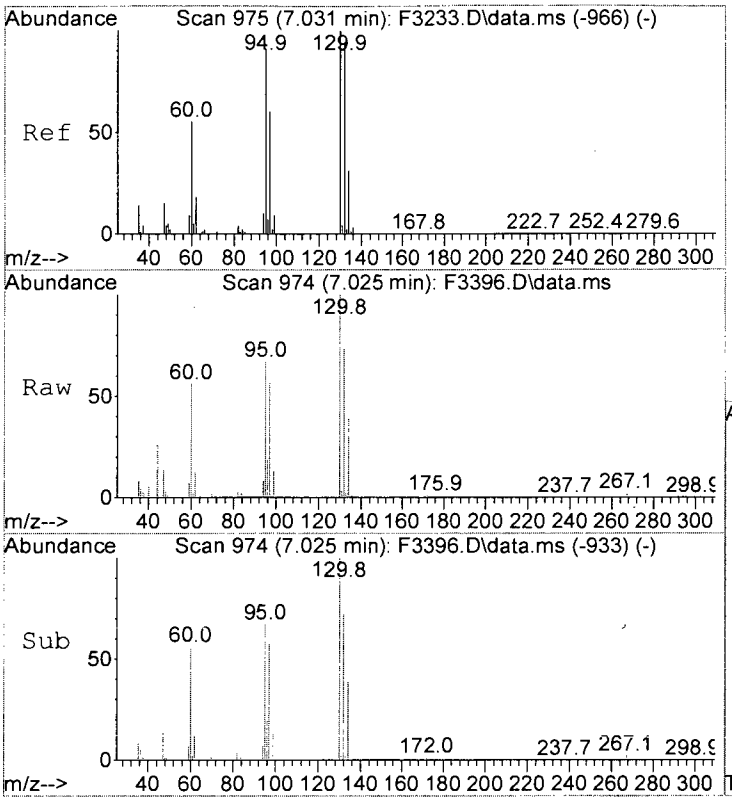

#53
Trichloroethene
Concen: 2.21 ug/L
RT: 7.025 min Scan# 974
Delta R.T. -0.000 min
Lab File: F3396.D
Acq: 23 Oct 2015 5:22 pm

Tgt Ion:130 Resp: 14205

Ion	Ratio	Lower	Upper
130	100		
132	73.3	74.1	114.1#
95	67.4	70.9	110.9#
97	56.7	39.7	79.7

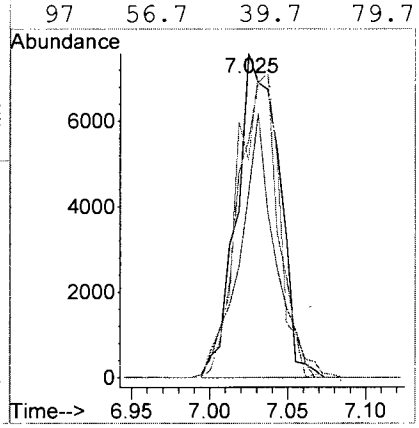

Client:	CB&I	**Service Request:**	R1509047
Project:	Textron Wheatfield/Annual Groundwater	**Date Collected:**	10/21/15 1325
Sample Matrix:	Water	**Date Received:**	10/22/15
		Date Analyzed:	10/26/15 18:45
Sample Name:	BAT-87-22(1)-151021	**Units:**	µg/L
Lab Code:	R1509047-008	**Basis:**	NA
Run Type:	Dilution		

Volatile Organic Compounds by GC/MS

Analytical Method:	8260C	**Analysis Lot:**	468926
Prep Method:	EPA 5030C		
Data File Name:	I:\ACQUDATA\msvoa10\data\102615\F3460.D\	**Instrument Name:**	R-MS-10
		Dilution Factor:	5

CAS No.	Analyte Name	Result	Q	MRL	MDL	Note
74-87-3	Chloromethane	5.0	U	5.0	1.1	
75-01-4	Vinyl Chloride	**130**	D	5.0	1.6	
75-00-3	Chloroethane	5.0	U	5.0	1.2	
74-83-9	Bromomethane	5.0	U	5.0	1.5	
75-35-4	1,1-Dichloroethene	5.0	U	5.0	2.9	
67-64-1	Acetone	25	U	25	6.2	
75-15-0	Carbon Disulfide	5.0	U	5.0	1.1	
75-09-2	Methylene Chloride	5.0	U	5.0	3.0	
156-60-5	trans-1,2-Dichloroethene	**2.0**	DJ	5.0	1.7	
75-34-3	1,1-Dichloroethane	**4.1**	DJ	5.0	1.0	
156-59-2	cis-1,2-Dichloroethene	**460**	D	5.0	1.5	
78-93-3	2-Butanone (MEK)	25	U	25	4.1	
67-66-3	Chloroform	5.0	U	5.0	1.3	
71-55-6	1,1,1-Trichloroethane	5.0	U	5.0	1.8	
56-23-5	Carbon Tetrachloride	5.0	U	5.0	2.3	
71-43-2	Benzene	5.0	U	5.0	1.0	
107-06-2	1,2-Dichloroethane	5.0	U	5.0	1.8	
79-01-6	Trichloroethene	**2.3**	DJ	5.0	1.1	
78-87-5	1,2-Dichloropropane	5.0	U	5.0	1.0	
75-27-4	Bromodichloromethane	5.0	U	5.0	1.6	
10061-01-5	cis-1,3-Dichloropropene	5.0	U	5.0	1.2	
108-10-1	4-Methyl-2-pentanone (MIBK)	25	U	25	3.4	
108-88-3	Toluene	5.0	U	5.0	1.0	
10061-02-6	trans-1,3-Dichloropropene	5.0	U	5.0	1.0	
79-00-5	1,1,2-Trichloroethane	5.0	U	5.0	1.8	
127-18-4	Tetrachloroethene	5.0	U	5.0	1.5	
591-78-6	2-Hexanone	25	U	25	8.3	
124-48-1	Dibromochloromethane	5.0	U	5.0	1.6	
108-90-7	Chlorobenzene	5.0	U	5.0	1.5	
100-41-4	Ethylbenzene	5.0	U	5.0	1.0	
179601-23-1	m,p-Xylenes	10	U	10	1.7	
95-47-6	o-Xylene	5.0	U	5.0	1.0	
100-42-5	Styrene	5.0	U	5.0	1.0	
75-25-2	Bromoform	5.0	U	5.0	2.1	
79-34-5	1,1,2,2-Tetrachloroethane	5.0	U	5.0	1.3	

ALS Group USA, Corp. dba ALS Environmental

Analytical Report

Client:	CB&I	**Service Request:**	R1509047
Project:	Textron Wheatfield/Annual Groundwater	**Date Collected:**	10/21/15 1325
Sample Matrix:	Water	**Date Received:**	10/22/15
		Date Analyzed:	10/26/15 18:45
Sample Name:	BAT-87-22(1)-151021	**Units:**	µg/L
Lab Code:	R1509047-008	**Basis:**	NA
Run Type:	Dilution		

Volatile Organic Compounds by GC/MS

Analytical Method:	8260C	**Analysis Lot:**	468926
Prep Method:	EPA 5030C		
Data File Name:	I:\ACQUDATA\msvoa10\data\102615\F3460.D\	**Instrument Name:**	R-MS-10
		Dilution Factor:	5

CAS No.	Analyte Name	Result	Q	MRL	MDL	Note

Surrogate Name	%Rec	Control Limits	Date Analyzed	Q
4-Bromofluorobenzene	99	85-122	10/26/15 18:45	
Toluene-d8	102	87-121	10/26/15 18:45	
Dibromofluoromethane	101	89-119	10/26/15 18:45	

Quantitation Report (QT Reviewed)

Data Path : I:\ACQUDATA\msvoa10\data\102615\
Data File : F3460.D
Acq On : 26 Oct 2015 6:45 pm
Operator : F. Naegler
Sample : R1509047-008|5.0 Inst : MSVOA10
Misc : CBI 13429 T4
ALS Vial : 18 Sample Multiplier: 1

Quant Time: Oct 30 11:49:15 2015
Quant Method : I:\ACQUDATA\MSVOA10\METHODS\W101915.M
Quant Title : MS#10 - 8260B WATERS 10mL Purge
QLast Update : Tue Oct 20 12:01:30 2015
Response via : Initial Calibration

DL

FU 10/30/15

Compound	R.T.	QIon	Response	Conc	Units		Dev(Min)
Internal Standards							
1) Pentafluorobenzene	5.665	168	668635	50.00	ug/L		0.00
41) 1,4-Difluorobenzene	6.714	114	986576	50.00	ug/L		0.00
70) d5-Chlorobenzene	9.957	117	863665	50.00	ug/L		0.00
90) 1,4-Dichlorobenzene-d4	11.987	152	468647	50.00	ug/L		0.00
System Monitoring Compounds							
43) surr4,Dibrflmethane	5.513	113	304523	50.32	ug/L		0.00
Spiked Amount 50.000	Range 89 - 119		Recovery = 100.64%				
46) surr1,1,2-dichloroetha...	6.031	65	439511	53.99	ug/L		0.00
Spiked Amount 50.000	Range 73 - 125		Recovery = 107.98%				
64) SURR3,Toluene-d8	8.488	98	1150101	51.16	ug/L		0.00
Spiked Amount 50.000	Range 87 - 121		Recovery = 102.32%				
69) SURR2,BFB	11.018	95	442224	49.27	ug/L		0.00
Spiked Amount 50.000	Range 85 - 122		Recovery = 98.54%				
Target Compounds							Qvalue
4) Vinyl Chloride	1.379	62	284231	25.46	ug/L		88
5) Bromomethane	1.617	94	490	Below Cal		#	74
7) Freon 21	1.867	67	7178	0.56	ug/L		79
10) Freon 123a	2.178	67	2522	0.32	ug/L	#	31
14) Freon 113	2.379	101	1896m	0.32	ug/L		
15) Acetone	2.422	43	3007	0.50	ug/L		75
26) trans-1,2-Dichloroethene	3.166	96	2423	0.40	ug/L		87
27) 1,1-Diclethane	3.702	63	10138	0.81	ug/L		94
33) cis-1,2-Dichloroethene	4.616	96	616851	91.15	ug/L		95
53) Trichloroethene	7.025	130	3030	0.45	ug/L	#	79

(#) = qualifier out of range (m) = manual integration (+) = signals summed

Quantitation Report (Qedit)

Data Path : I:\ACQUDATA\msvoa10\data\102615\
Data File : F3460.D
Acq On : 26 Oct 2015 6:45 pm
Operator : F. Naegler
Sample : R1509047-008|5.0 Inst : MSVOA10
Misc : CBI 13429 T4
ALS Vial : 18 Sample Multiplier: 1

Quant Time: Oct 26 18:59:31 2015
Quant Method : I:\ACQUDATA\MSVOA10\METHODS\W101915.M
Quant Title : MS#10 - 8260B WATERS 10mL Purge
QLast Update : Tue Oct 20 12:01:30 2015
Response via : Initial Calibration

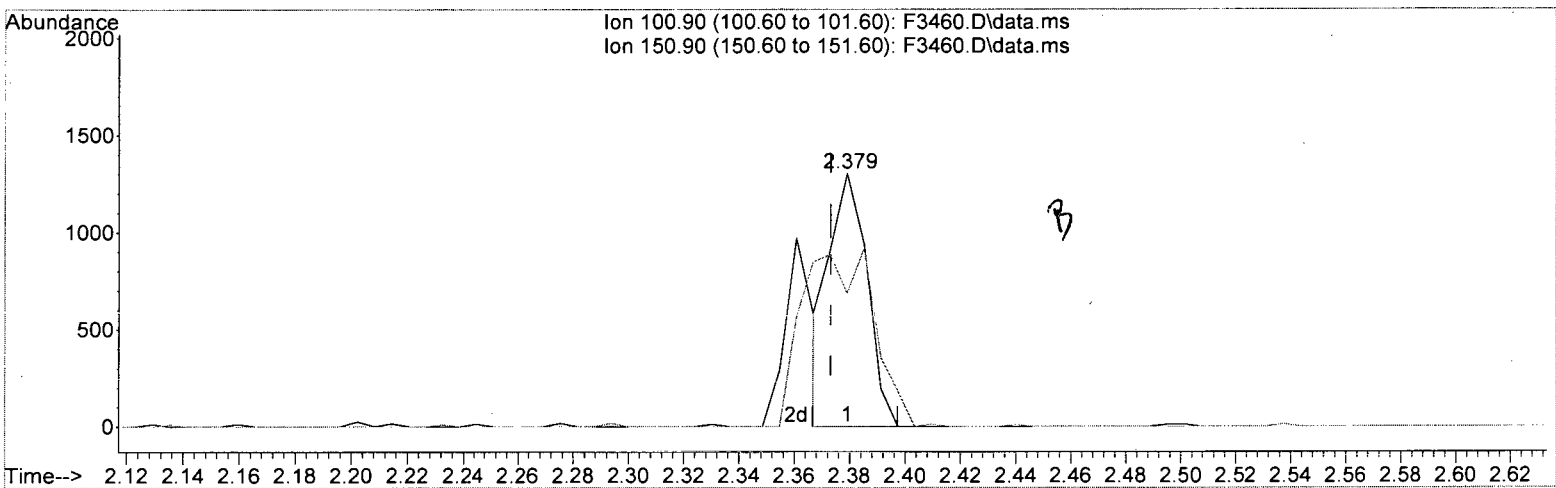

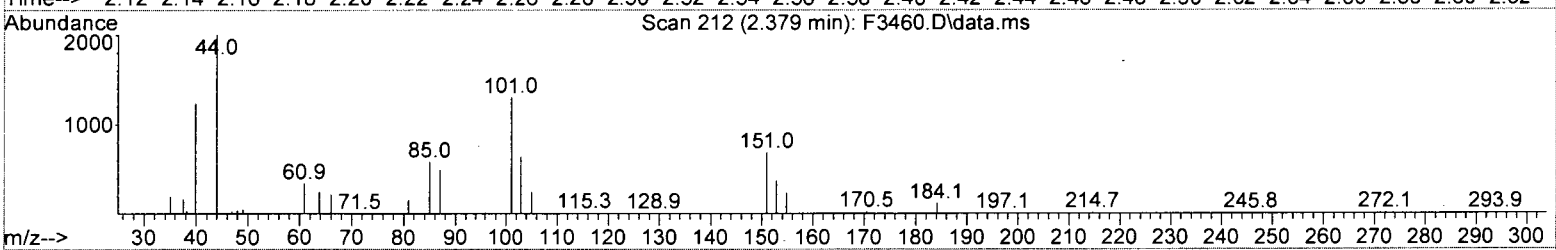

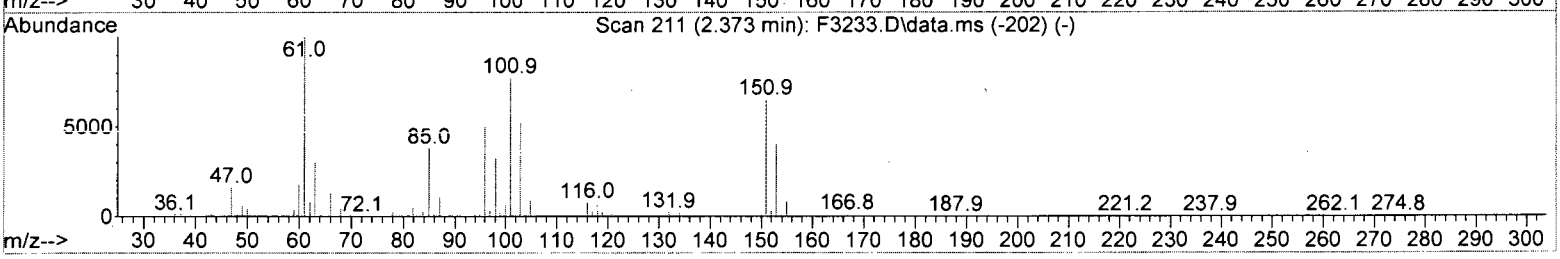

TIC: F3460.D\data.ms

(14) Freon 113 (P)

2.379min (+0.006) 0.21 ug/L

response 1223

Ion	Exp%	Act%
100.90	100	100
150.90	84.50	52.57#
0.00	0.00	0.00
0.00	0.00	0.00

Quantitation Report (Qedit)

Data Path : I:\ACQUDATA\msvoa10\data\102615\
Data File : F3460.D
Acq On : 26 Oct 2015 6:45 pm
Operator : F. Naegler
Sample : R1509047-008|5.0 Inst : MSVOA10
Misc : CBI 13429 T4
ALS Vial : 18 Sample Multiplier: 1

Quant Time: Oct 26 18:59:31 2015
Quant Method : I:\ACQUDATA\MSVOA10\METHODS\W101915.M
Quant Title : MS#10 - 8260B WATERS 10mL Purge
QLast Update : Tue Oct 20 12:01:30 2015
Response via : Initial Calibration

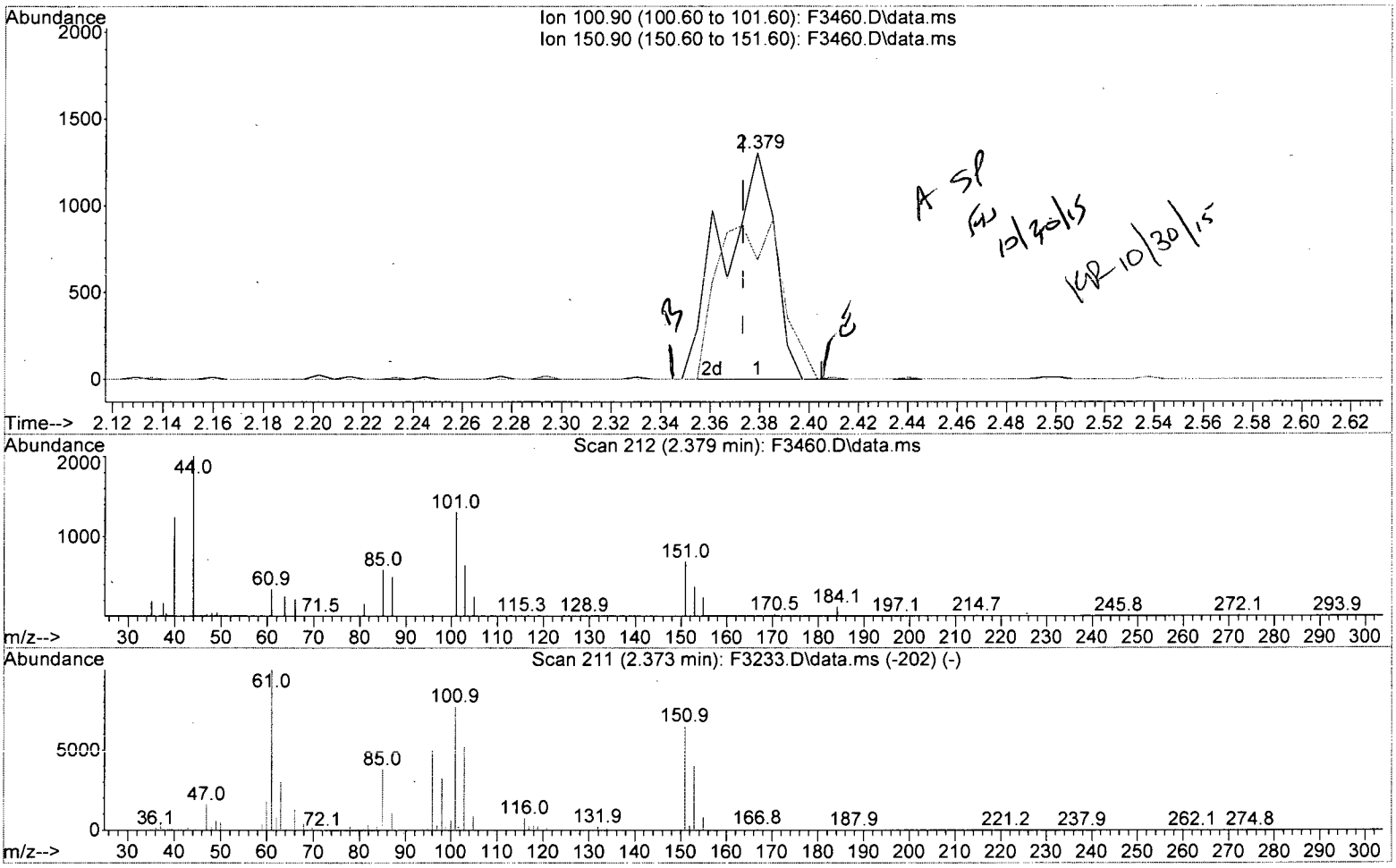

TIC: F3460.D\data.ms

(14) Freon 113 (P)

2.379min (+0.006) 0.32 ug/L m

response 1896

Ion	Exp%	Act%
100.90	100	100
150.90	84.50	52.57#
0.00	0.00	0.00
0.00	0.00	0.00

Quantitation Report (QT Reviewed)

Data Path : I:\ACQUDATA\msvoa10\data\102615\
Data File : F3460.D
Acq On : 26 Oct 2015 6:45 pm
Operator : F. Naegler
Sample : R1509047-008|5.0 Inst : MSVOA10
Misc : CBI 13429 T4
ALS Vial : 18 Sample Multiplier: 1

Quant Time: Oct 30 11:49:15 2015
Quant Method : I:\ACQUDATA\MSVOA10\METHODS\W101915.M
Quant Title : MS#10 - 8260B WATERS 10mL Purge
QLast Update : Tue Oct 20 12:01:30 2015
Response via : Initial Calibration

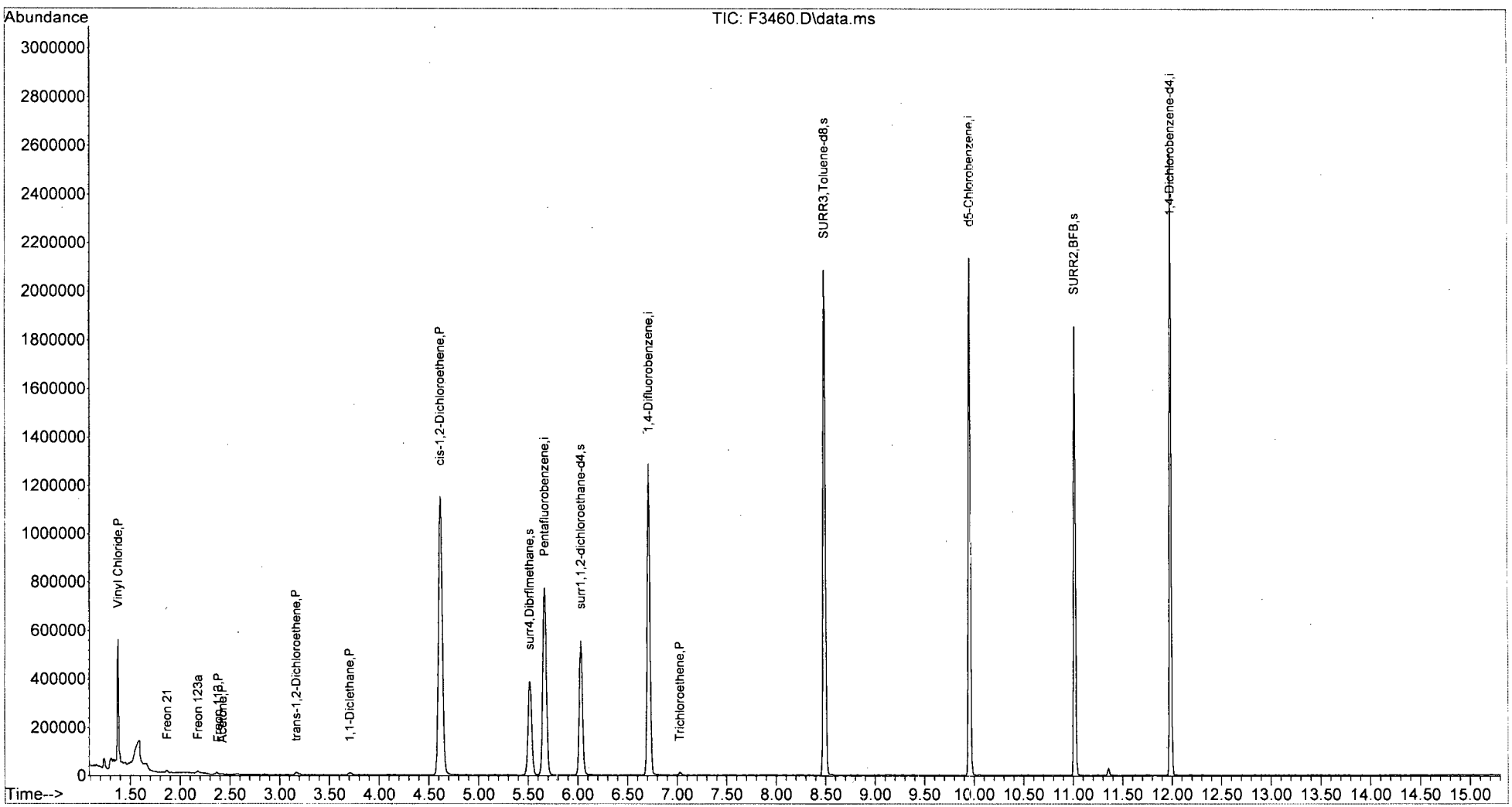



#4
Vinyl Chloride
Concen: 25.46 ug/L
RT: 1.379 min Scan# 48
Delta R.T. -0.000 min
Lab File: F3460.D
Acq: 26 Oct 2015 6:45 pm

Tgt Ion: 62 Resp: 284231

Ion	Ratio	Lower	Upper
62	100		
64	34.8	8.4	48.4

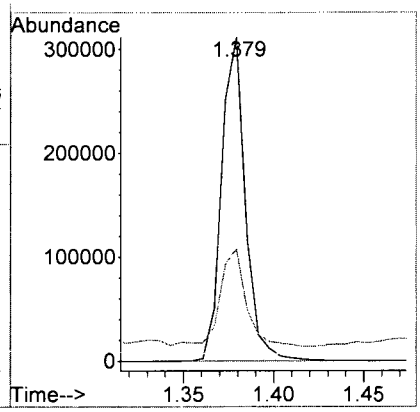

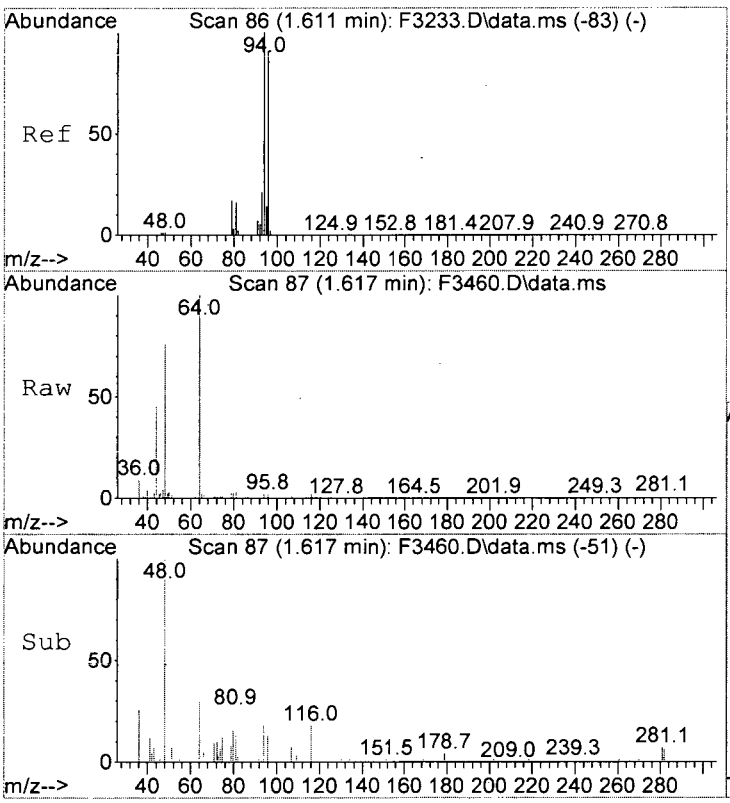

#5
Bromomethane
Concen: Below Cal
RT: 1.617 min Scan# 87
Delta R.T. -0.006 min
Lab File: F3460.D
Acq: 26 Oct 2015 6:45 pm

Tgt Ion: 94 Resp: 490

Ion	Ratio	Lower	Upper
94	100		
96	66.7	71.0	111.0#

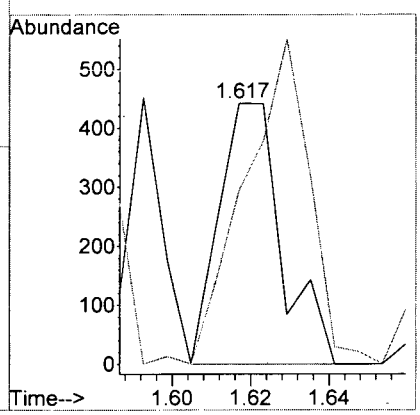

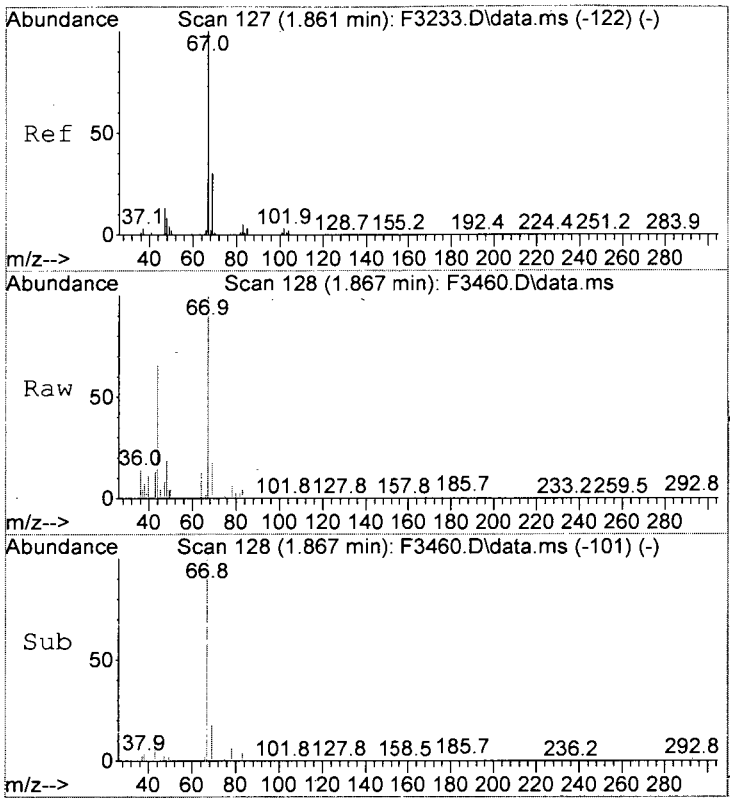

#7
Freon 21
Concen: 0.56 ug/L
RT: 1.867 min Scan# 128
Delta R.T. -0.000 min
Lab File: F3460.D
Acq: 26 Oct 2015 6:45 pm

Tgt Ion: 67 Resp: 7178

Ion	Ratio	Lower	Upper
67	100		
69	18.3	9.8	49.8

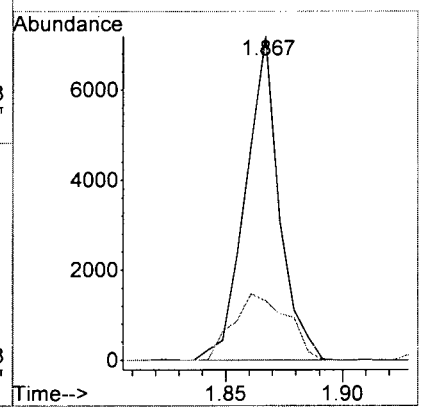

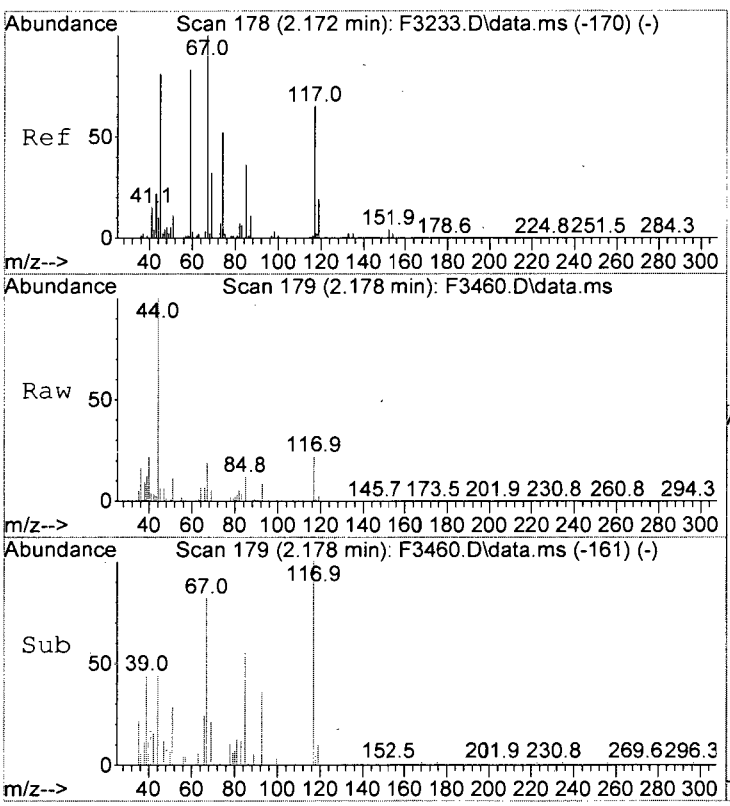

#10
Freon 123a
Concen: 0.32 ug/L
RT: 2.178 min Scan# 179
Delta R.T. -0.000 min
Lab File: F3460.D
Acq: 26 Oct 2015 6:45 pm

Tgt Ion: 67 Resp: 2522

Ion	Ratio	Lower	Upper
67	100		
117	120.6	46.0	86.0#

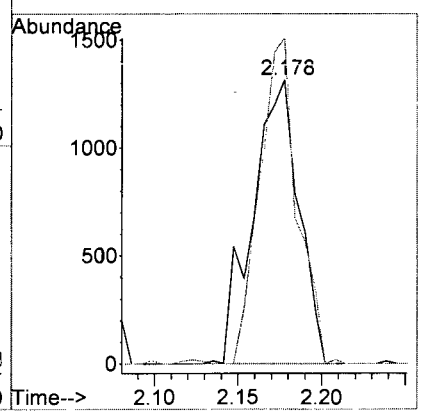

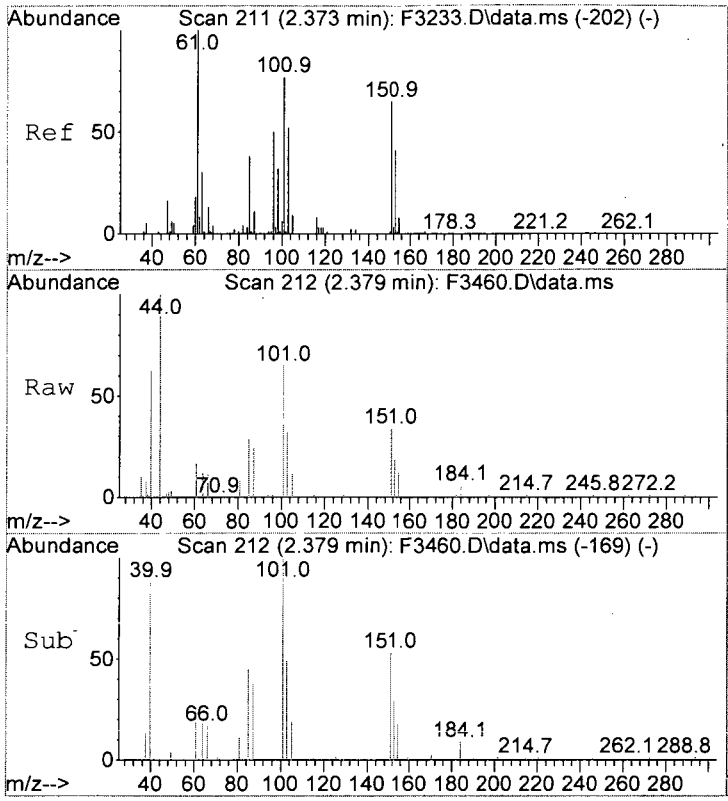

#14
Freon 113
Concen: 0.32 ug/L m
RT: 2.379 min Scan# 212
Delta R.T. 0.006 min
Lab File: F3460.D
Acq: 26 Oct 2015 6:45 pm

Tgt Ion:101 Resp: 1896

Ion	Ratio	Lower	Upper
101	100		
151	52.6	64.5	104.5#

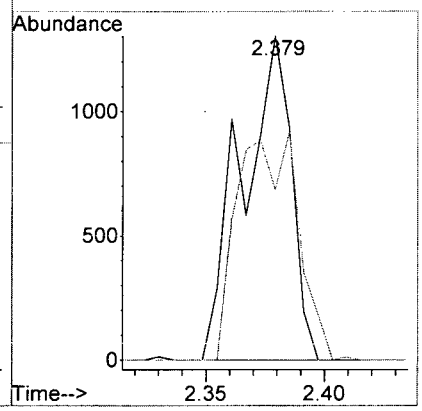

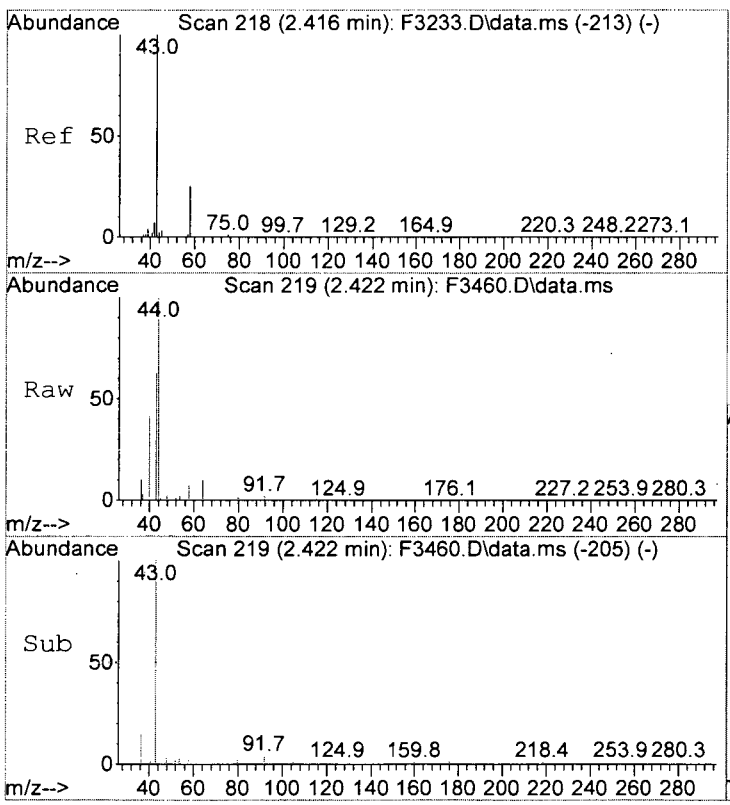

#15
Acetone
Concen: 0.50 ug/L
RT: 2.422 min Scan# 219
Delta R.T. 0.012 min
Lab File: F3460.D
Acq: 26 Oct 2015 6:45 pm

Tgt Ion: 43 Resp: 3007

Ion	Ratio	Lower	Upper
43	100		
58	10.8	4.3	44.3
42	0.6	0.0	27.3

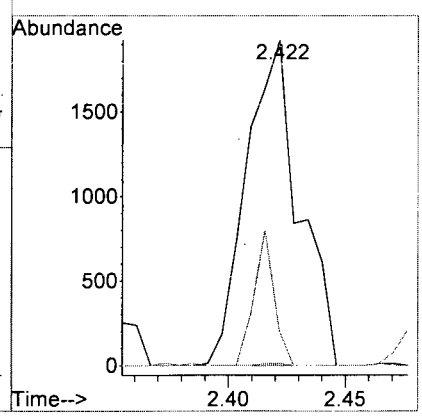

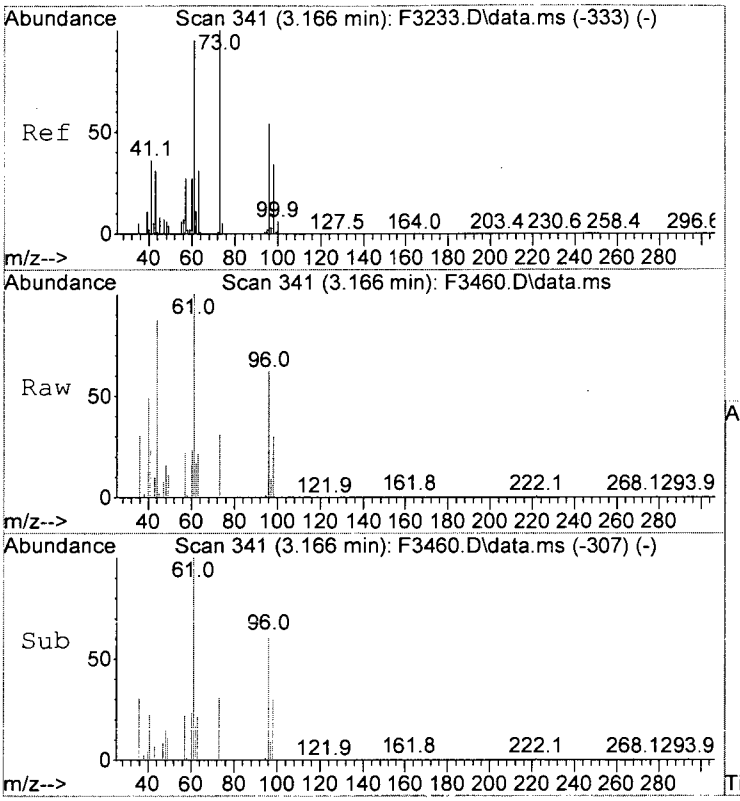

#26
trans-1,2-Dichloroethene
Concen: 0.40 ug/L
RT: 3.166 min Scan# 341
Delta R.T. -0.000 min
Lab File: F3460.D
Acq: 26 Oct 2015 6:45 pm

Tgt Ion: 96 Resp: 2423

Ion	Ratio	Lower	Upper
96	100		
98	47.3	42.3	82.3
61	160.3	155.3	195.3

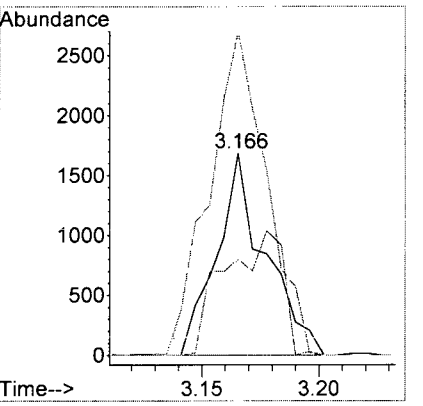

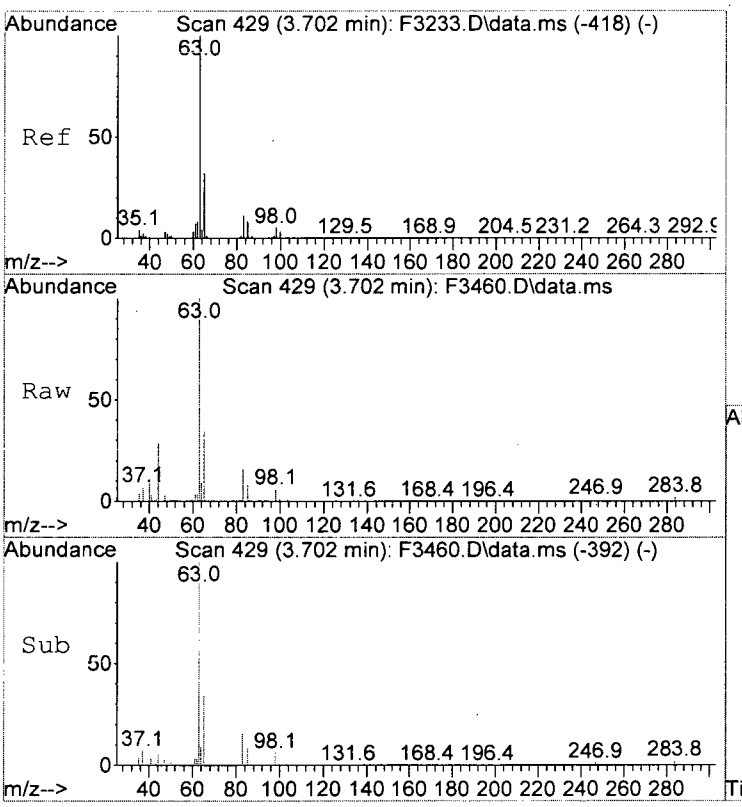

#27
1,1-Diclethane
Concen: 0.81 ug/L
RT: 3.702 min Scan# 429
Delta R.T. -0.000 min
Lab File: F3460.D
Acq: 26 Oct 2015 6:45 pm

Tgt Ion: 63 Resp: 10138

Ion	Ratio	Lower	Upper
63	100		
65	33.8	11.7	51.7
83	15.9	0.0	30.6

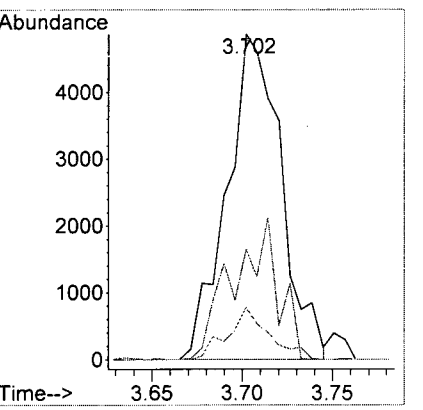

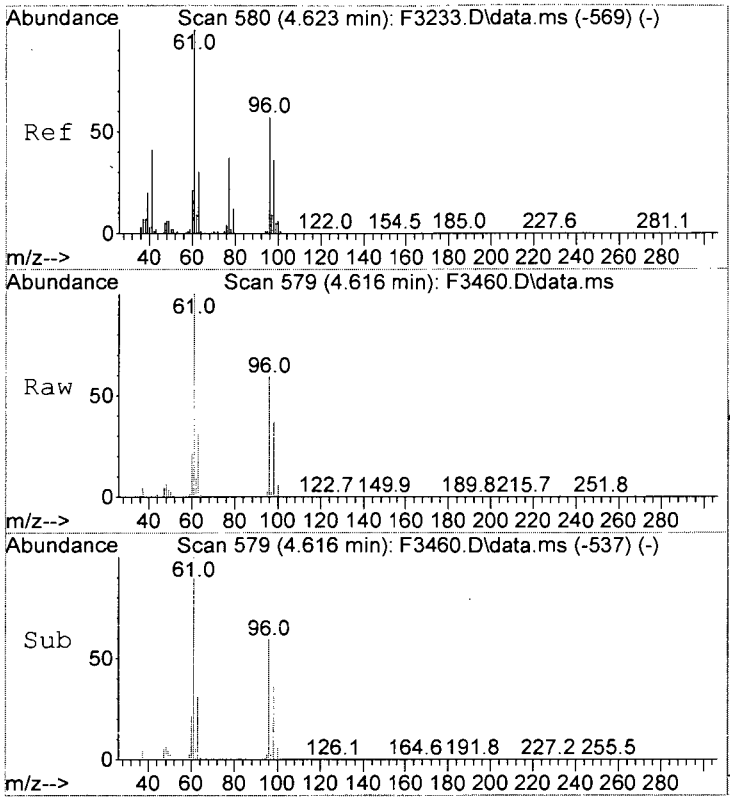

#33
cis-1,2-Dichloroethene
Concen: 91.15 ug/L
RT: 4.616 min Scan# 579
Delta R.T. -0.000 min
Lab File: F3460.D
Acq: 26 Oct 2015 6:45 pm

Tgt Ion: 96 Resp: 616851

Ion	Ratio	Lower	Upper
96	100		
61	169.3	157.0	197.0

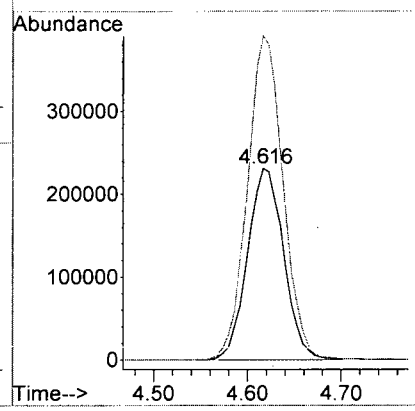

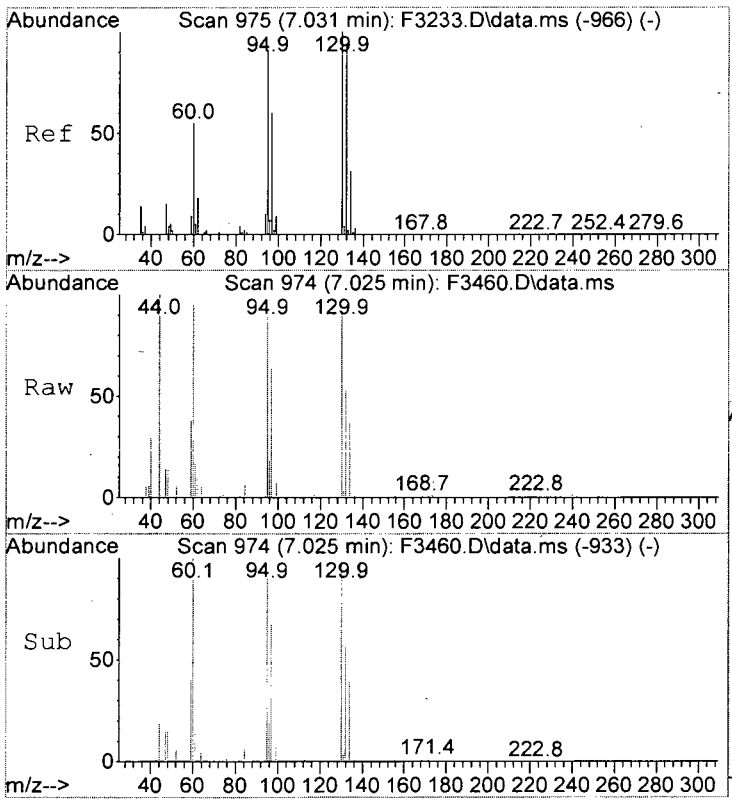

#53
Trichloroethene
Concen: 0.45 ug/L
RT: 7.025 min Scan# 974
Delta R.T. -0.000 min
Lab File: F3460.D
Acq: 26 Oct 2015 6:45 pm

Tgt Ion:130 Resp: 3030

Ion	Ratio	Lower	Upper
130	100		
132	57.5	74.1	114.1#
95	100.1	70.9	110.9
97	69.1	39.7	79.7

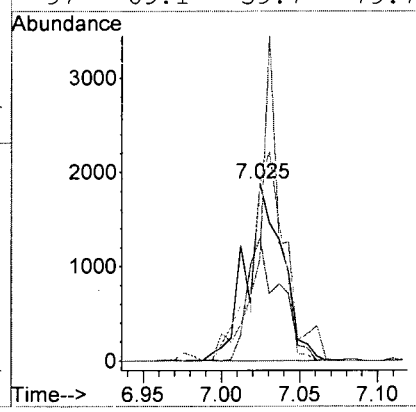

Client:	CB&I	**Service Request:**	R1509047
Project:	Textron Wheatfield/Annual Groundwater	**Date Collected:**	10/21/15 1355
Sample Matrix:	Water	**Date Received:**	10/22/15
		Date Analyzed:	10/23/15 17:46
Sample Name:	BAT-87-20(1)-151021	**Units:**	µg/L
Lab Code:	R1509047-009	**Basis:**	NA

Volatile Organic Compounds by GC/MS

Analytical Method:	8260C	**Analysis Lot:**	468624
Prep Method:	EPA 5030C		
Data File Name:	I:\ACQUDATA\msvoa10\data\102315\F3397.D\	**Instrument Name:**	R-MS-10
		Dilution Factor:	25

CAS No.	Analyte Name	Result	Q	MRL	MDL	Note
74-87-3	Chloromethane	25	U	25	5.3	
75-01-4	Vinyl Chloride	**1600**		25	8.0	
75-00-3	Chloroethane	25	U	25	6.0	
74-83-9	Bromomethane	25	U	25	7.3	
75-35-4	1,1-Dichloroethene	**18**	J	25	15	
67-64-1	Acetone	130	U	130	31	
75-15-0	Carbon Disulfide	25	U	25	5.5	
75-09-2	Methylene Chloride	25	U	25	15	
156-60-5	trans-1,2-Dichloroethene	**24**	J	25	8.3	
75-34-3	1,1-Dichloroethane	**19**	J	25	5.0	
156-59-2	cis-1,2-Dichloroethene	**7200**	E	25	7.5	
78-93-3	2-Butanone (MEK)	130	U	130	21	
67-66-3	Chloroform	25	U	25	6.3	
71-55-6	1,1,1-Trichloroethane	**23**	J	25	9.0	
56-23-5	Carbon Tetrachloride	25	U	25	12	
71-43-2	Benzene	25	U	25	5.0	
107-06-2	1,2-Dichloroethane	25	U	25	9.0	
79-01-6	Trichloroethene	**26**		25	5.5	
78-87-5	1,2-Dichloropropane	25	U	25	5.0	
75-27-4	Bromodichloromethane	25	U	25	8.0	
10061-01-5	cis-1,3-Dichloropropene	25	U	25	6.0	
108-10-1	4-Methyl-2-pentanone (MIBK)	130	U	130	17	
108-88-3	Toluene	25	U	25	5.0	
10061-02-6	trans-1,3-Dichloropropene	25	U	25	5.0	
79-00-5	1,1,2-Trichloroethane	25	U	25	8.5	
127-18-4	Tetrachloroethene	25	U	25	7.5	
591-78-6	2-Hexanone	130	U	130	42	
124-48-1	Dibromochloromethane	25	U	25	7.8	
108-90-7	Chlorobenzene	25	U	25	7.3	
100-41-4	Ethylbenzene	25	U	25	5.0	
179601-23-1	m,p-Xylenes	50	U	50	8.3	
95-47-6	o-Xylene	25	U	25	5.0	
100-42-5	Styrene	25	U	25	5.0	
75-25-2	Bromoform	25	U	25	11	
79-34-5	1,1,2,2-Tetrachloroethane	25	U	25	6.3	

ALS Group USA, Corp. dba ALS Environmental

Analytical Report

Client:	CB&I	**Service Request:**	R1509047
Project:	Textron Wheatfield/Annual Groundwater	**Date Collected:**	10/21/15 1355
Sample Matrix:	Water	**Date Received:**	10/22/15
		Date Analyzed:	10/23/15 17:46
Sample Name:	BAT-87-20(1)-151021	**Units:**	µg/L
Lab Code:	R1509047-009	**Basis:**	NA

Volatile Organic Compounds by GC/MS

Analytical Method:	8260C	**Analysis Lot:**	468624
Prep Method:	EPA 5030C		
Data File Name:	I:\ACQUDATA\msvoa10\data\102315\F3397.D\	**Instrument Name:**	R-MS-10
		Dilution Factor:	25

CAS No.	Analyte Name	Result	Q	MRL	MDL	Note

Surrogate Name	%Rec	Control Limits	Date Analyzed	Q
4-Bromofluorobenzene	100	85-122	10/23/15 17:46	
Toluene-d8	102	87-121	10/23/15 17:46	
Dibromofluoromethane	98	89-119	10/23/15 17:46	

Quantitation Report (QT Reviewed)

Data Path : I:\ACQUDATA\msvoa10\data\102315\
Data File : F3397.D
Acq On : 23 Oct 2015 5:46 pm
Operator : F. Naegler
Sample : R1509047-009|25.0 Inst : MSVOA10
Misc : CBI 13429 T4
ALS Vial : 16 Sample Multiplier: 1

Quant Time: Oct 29 13:02:00 2015
Quant Method : I:\ACQUDATA\MSVOA10\METHODS\W101915.M
Quant Title : MS#10 - 8260B WATERS 10mL Purge
QLast Update : Tue Oct 20 12:01:30 2015
Response via : Initial Calibration

Compound	R.T.	QIon	Response	Conc	Units		Dev(Min)
Internal Standards							
1) Pentafluorobenzene	5.665	168	657407	50.00	ug/L		0.00
41) 1,4-Difluorobenzene	6.714	114	969092	50.00	ug/L		0.00
70) d5-Chlorobenzene	9.957	117	864755	50.00	ug/L		0.00
90) 1,4-Dichlorobenzene-d4	11.987	152	450412	50.00	ug/L		0.00
System Monitoring Compounds							
43) surr4,Dibrflmethane	5.519	113	290480	48.86	ug/L		0.00
Spiked Amount 50.000	Range 89 - 119		Recovery = 97.72%				
46) surr1,1,2-dichloroetha...	6.031	65	426074	53.29	ug/L		0.00
Spiked Amount 50.000	Range 73 - 125		Recovery = 106.58%				
64) SURR3,Toluene-d8	8.488	98	1130421	51.20	ug/L		0.00
Spiked Amount 50.000	Range 87 - 121		Recovery = 102.40%				
69) SURR2,BFB	11.018	95	439937	49.89	ug/L		0.00
Spiked Amount 50.000	Range 85 - 122		Recovery = 99.78%				
Target Compounds							Qvalue
4) Vinyl Chloride	1.379	62	723313	65.89	ug/L		95
5) Bromomethane	1.629	94	296	Below Cal			90
7) Freon 21	1.867	67	32900	2.59	ug/L		100
8) Trichlorofluoromethane	1.916	101	5486	0.58	ug/L		83
10) Freon 123a	2.166	67	13775	1.76	ug/L	#	71
13) 1,1-Diclethene	2.361	96	3641	0.70	ug/L	#	73
14) Freon 113	2.373	101	19312	3.31	ug/L	#	68
26) trans-1,2-Dichloroethene	3.166	96	5537	0.94	ug/L	#	87
27) 1,1-Diclethane	3.702	63	9402	0.77	ug/L		81
33) cis-1,2-Dichloroethene	4.623	96	1914885	287.80	ug/L		92 E
40) 1,1,1-Trichloroethane	5.513	97	7603	0.91	ug/L		89
53) Trichloroethene	7.031	130	6875	1.04	ug/L		91
79) 4-Chlorobenzotrifluoride	10.042	180	2674	0.30	ug/L	#	53

(#) = qualifier out of range (m) = manual integration (+) = signals summed

Report Rpt 1/100
FV 10/29/15

Quantitation Report (QT Reviewed)

Data Path : I:\ACQUDATA\msvoa10\data\102315\
Data File : F3397.D
Acq On : 23 Oct 2015 5:46 pm
Operator : F. Naegler
Sample : R1509047-009|25.0 Inst : MSVOA10
Misc : CBI 13429 T4
ALS Vial : 16 Sample Multiplier: 1

Quant Time: Oct 29 13:02:00 2015
Quant Method : I:\ACQUDATA\MSVOA10\METHODS\W101915.M
Quant Title : MS#10 - 8260B WATERS 10mL Purge
QLast Update : Tue Oct 20 12:01:30 2015
Response via : Initial Calibration





#4
Vinyl Chloride
Concen: 65.89 ug/L
RT: 1.379 min Scan# 48
Delta R.T. -0.000 min
Lab File: F3397.D
Acq: 23 Oct 2015 5:46 pm

Tgt Ion: 62 Resp: 723313

Ion	Ratio	Lower	Upper
62	100		
64	30.9	8.4	48.4

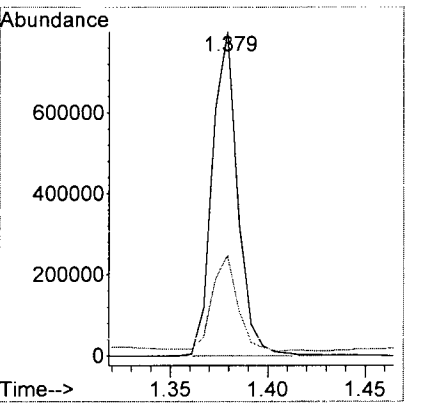

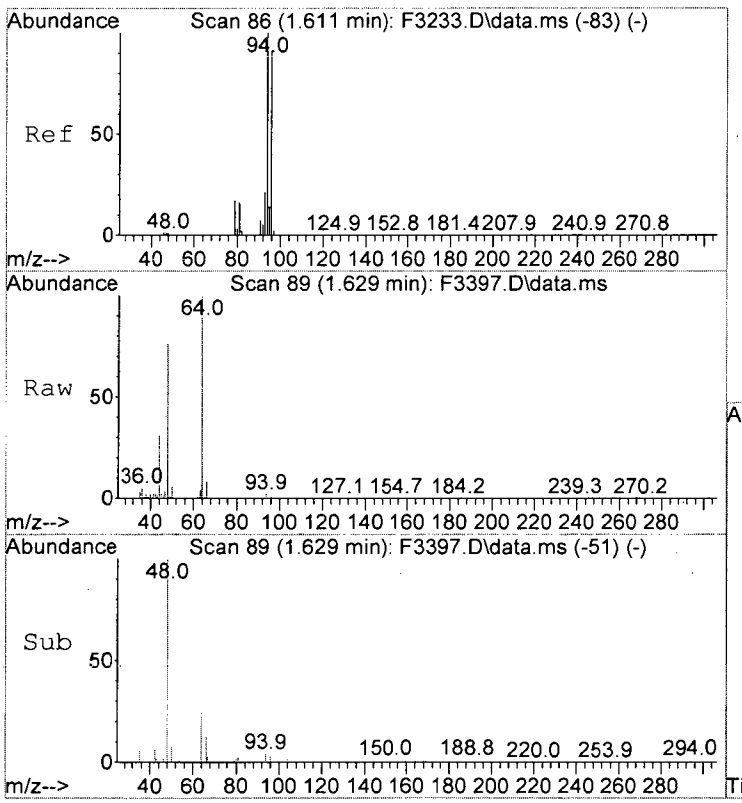

#5
Bromomethane
Concen: Below Cal
RT: 1.629 min Scan# 89
Delta R.T. 0.006 min
Lab File: F3397.D
Acq: 23 Oct 2015 5:46 pm

Tgt Ion: 94 Resp: 296

Ion	Ratio	Lower	Upper
94	100		
96	81.4	71.0	111.0

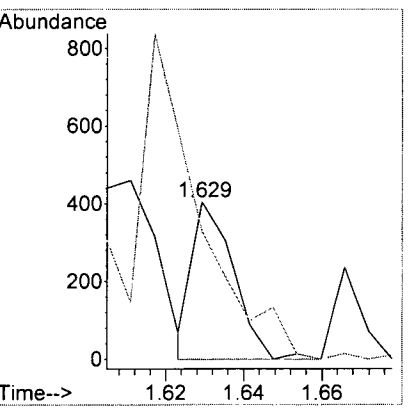

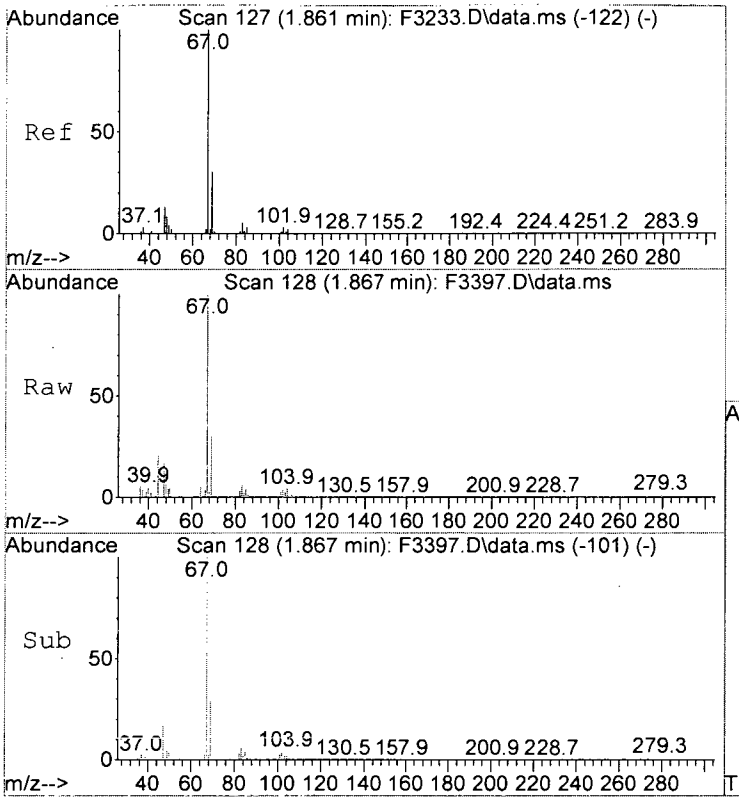

#7
Freon 21
Concen: 2.59 ug/L
RT: 1.867 min Scan# 128
Delta R.T. -0.000 min
Lab File: F3397.D
Acq: 23 Oct 2015 5:46 pm

Tgt Ion: 67 Resp: 32900

Ion	Ratio	Lower	Upper
67	100		
69	30.1	9.8	49.8

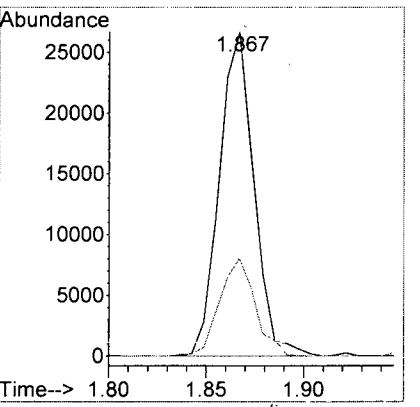

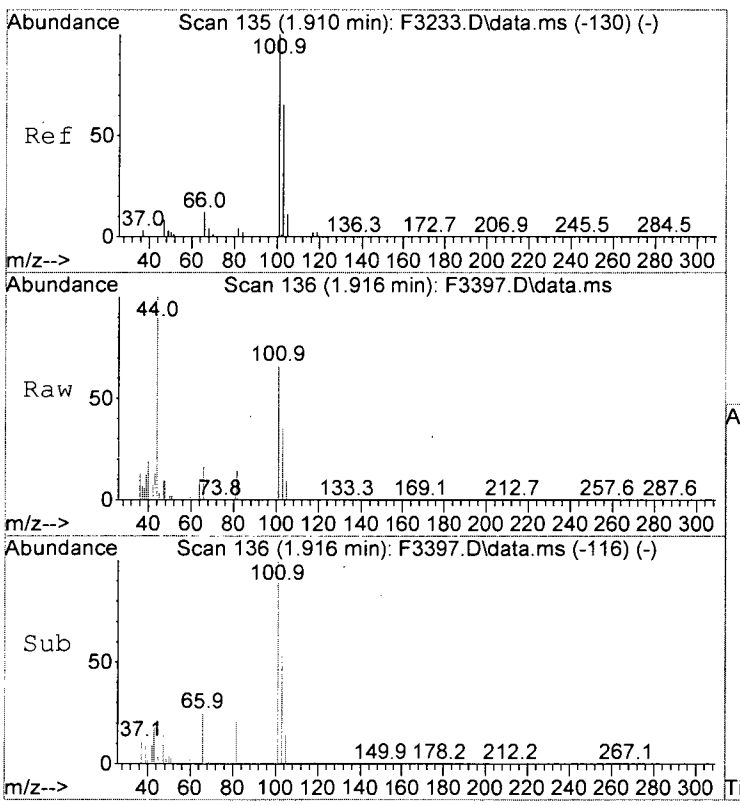

#8
Trichlorofluoromethane
Concen: 0.58 ug/L
RT: 1.916 min Scan# 136
Delta R.T. -0.000 min
Lab File: F3397.D
Acq: 23 Oct 2015 5:46 pm

Tgt Ion:101 Resp: 5486

Ion	Ratio	Lower	Upper
101	100		
103	53.4	44.4	84.4
66	24.6	0.0	32.9

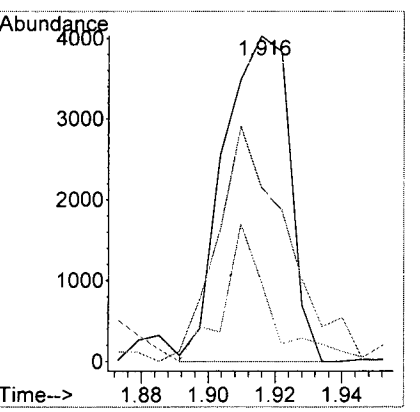

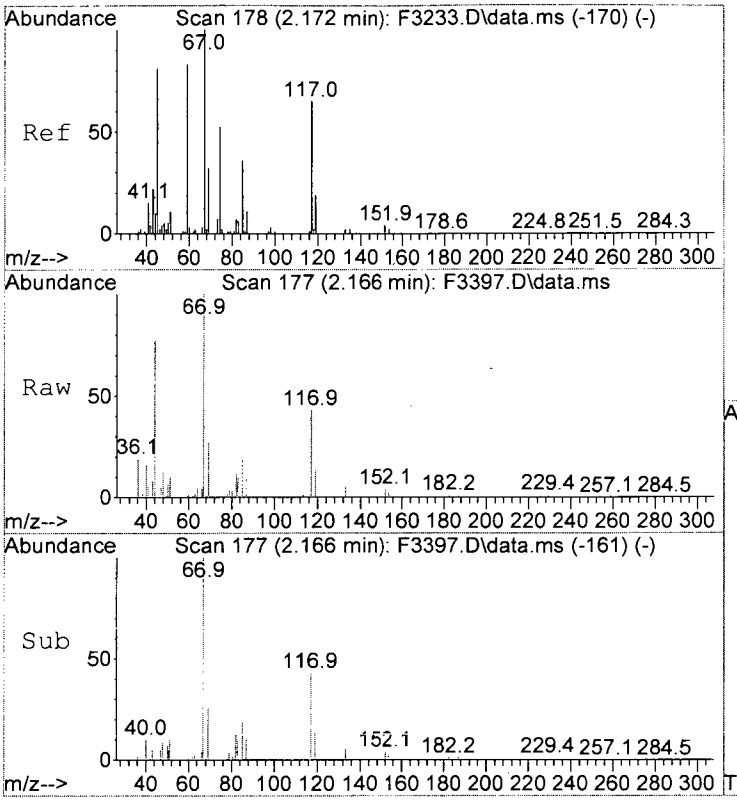

#10
Freon 123a
Concen: 1.76 ug/L
RT: 2.166 min Scan# 177
Delta R.T. -0.012 min
Lab File: F3397.D
Acq: 23 Oct 2015 5:46 pm

Tgt Ion: 67 Resp: 13775

Ion	Ratio	Lower	Upper
67	100		
117	43.1	46.0	86.0#

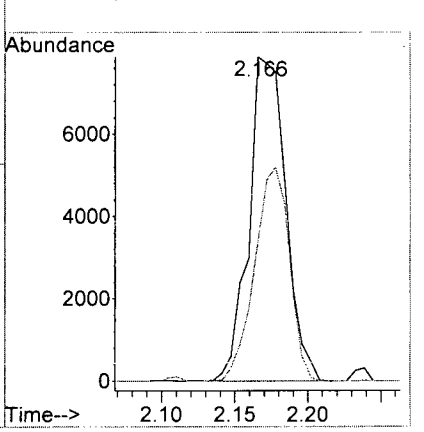

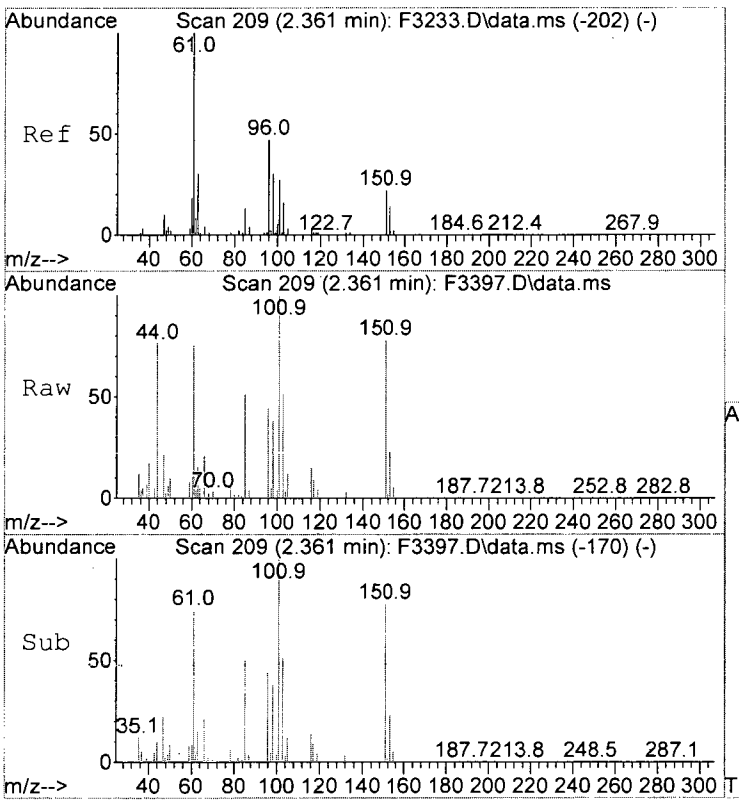

#13
1,1-Diclethene
Concen: 0.70 ug/L
RT: 2.361 min Scan# 209
Delta R.T. -0.012 min
Lab File: F3397.D
Acq: 23 Oct 2015 5:46 pm

Tgt Ion: 96 Resp: 3641

Ion	Ratio	Lower	Upper
96	100		
98	86.4	44.2	84.2#
61	171.4	192.7	232.7#

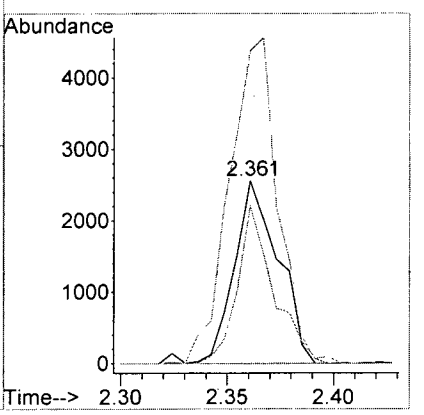

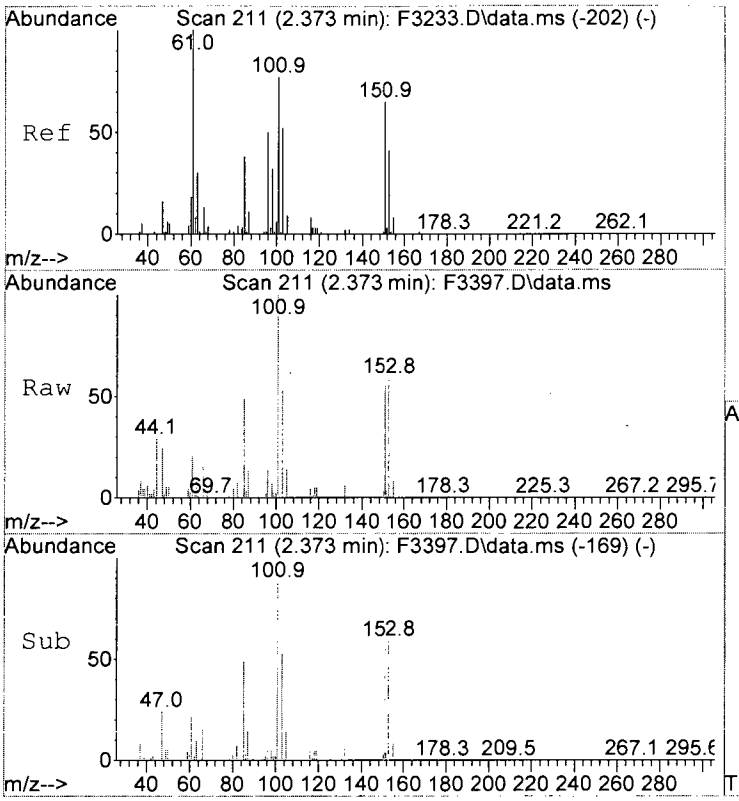

#14
Freon 113
Concen: 3.31 ug/L
RT: 2.373 min Scan# 211
Delta R.T. -0.000 min
Lab File: F3397.D
Acq: 23 Oct 2015 5:46 pm

Tgt Ion:101 Resp: 19312

Ion	Ratio	Lower	Upper
101	100		
151	55.2	64.5	104.5#

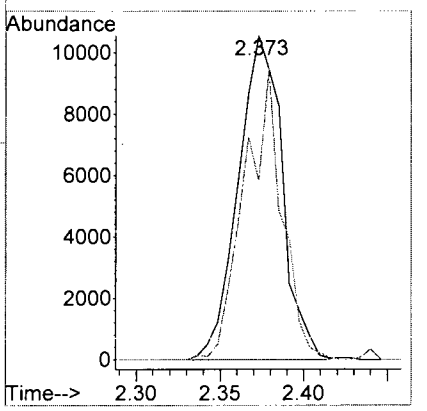

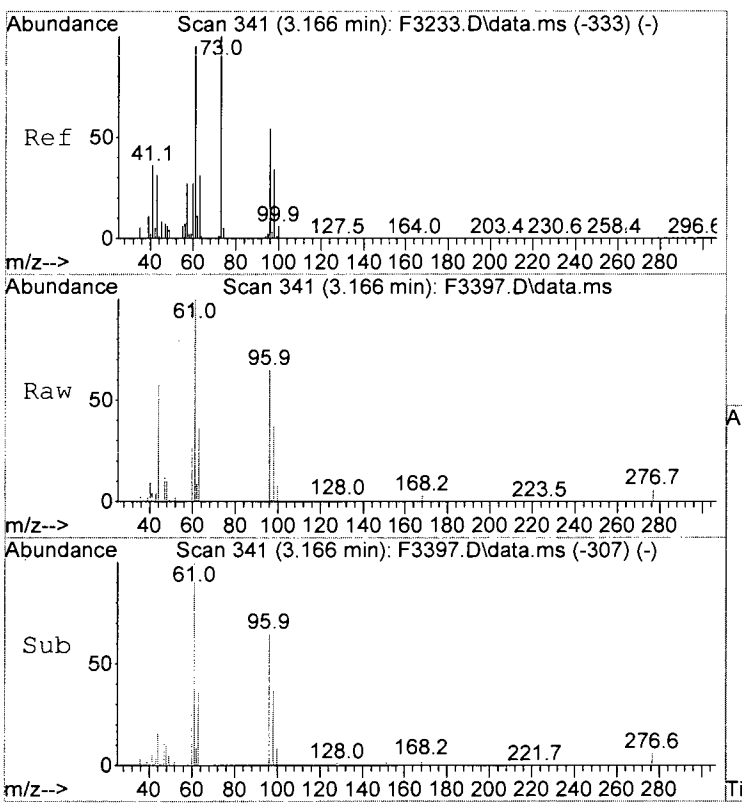

#26
trans-1,2-Dichloroethene
Concen: 0.94 ug/L
RT: 3.166 min Scan# 341
Delta R.T. -0.000 min
Lab File: F3397.D
Acq: 23 Oct 2015 5:46 pm

Tgt Ion: 96 Resp: 5537

Ion	Ratio	Lower	Upper
96	100		
98	57.2	42.3	82.3
61	154.4	155.3	195.3#

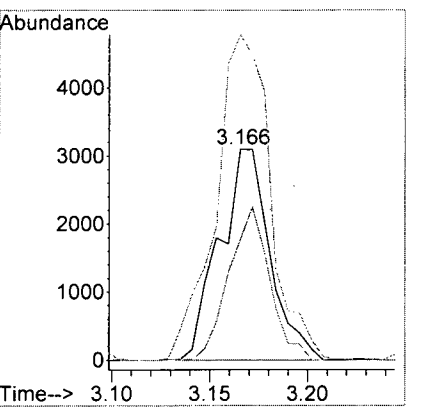

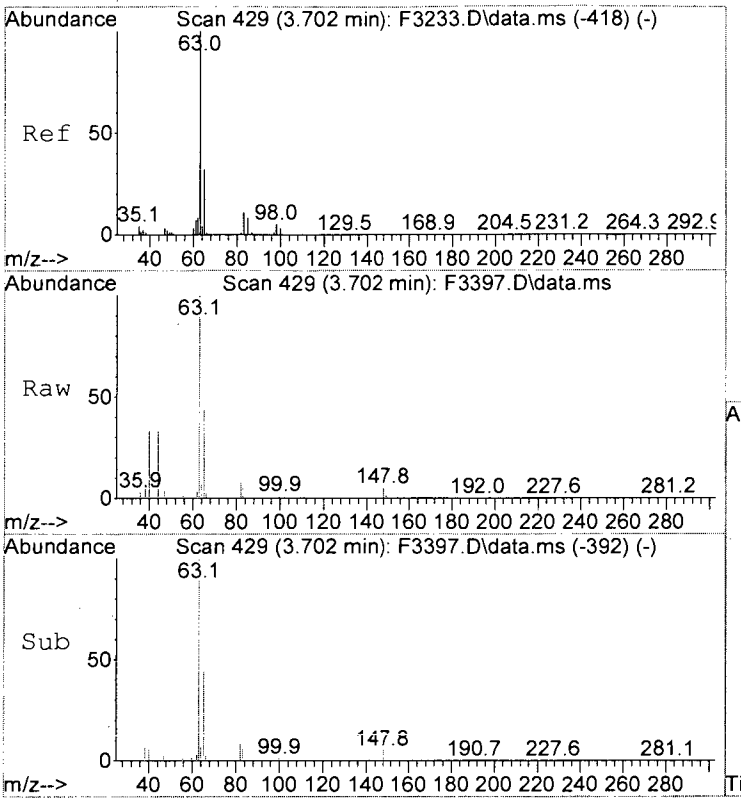

#27
1,1-Diclethane
Concen: 0.77 ug/L
RT: 3.702 min Scan# 429
Delta R.T. -0.000 min
Lab File: F3397.D
Acq: 23 Oct 2015 5:46 pm

Tgt Ion: 63 Resp: 9402

Ion	Ratio	Lower	Upper
63	100		
65	43.5	11.7	51.7
83	6.2	0.0	30.6

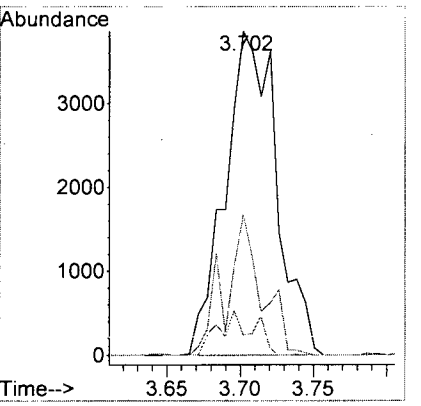

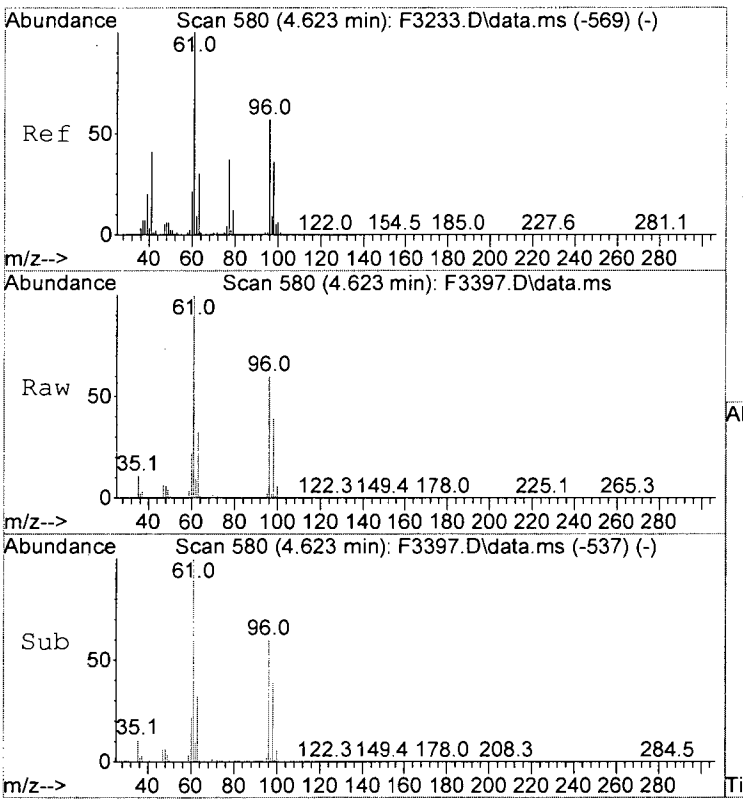

#33
cis-1,2-Dichloroethene
Concen: 287.80 ug/L
RT: 4.623 min Scan# 580
Delta R.T. 0.006 min
Lab File: F3397.D
Acq: 23 Oct 2015 5:46 pm

Tgt Ion: 96 Resp: 1914885

Ion	Ratio	Lower	Upper
96	100		
61	165.4	157.0	197.0

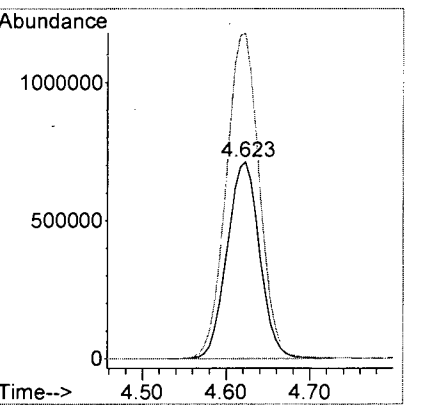

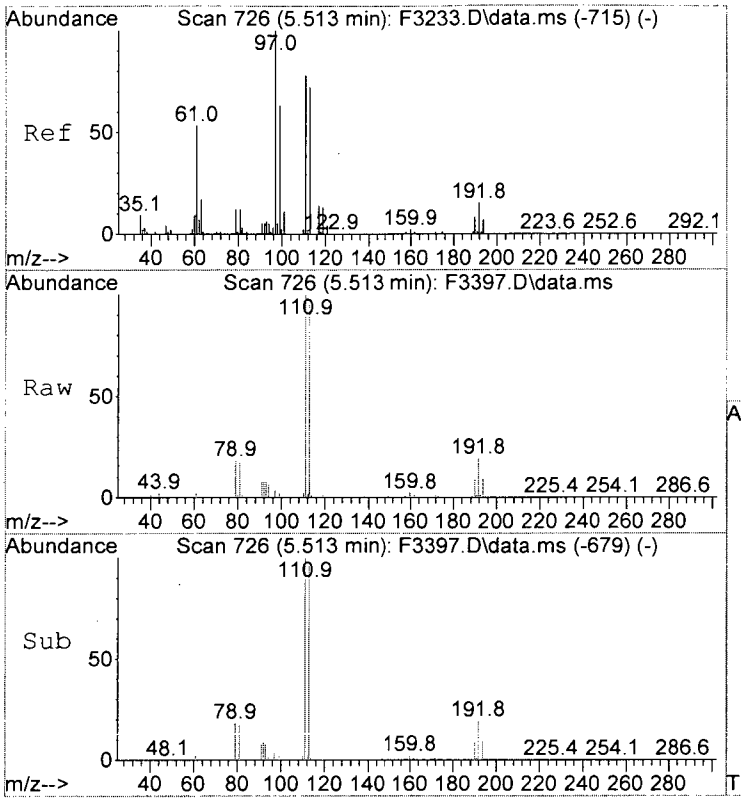

#40
1,1,1-Trichloroethane
Concen: 0.91 ug/L
RT: 5.513 min Scan# 726
Delta R.T. 0.006 min
Lab File: F3397.D
Acq: 23 Oct 2015 5:46 pm

Tgt Ion: 97 Resp: 7603

Ion	Ratio	Lower	Upper
97	100		
99	65.2	42.8	82.8
61	67.2	33.4	73.4

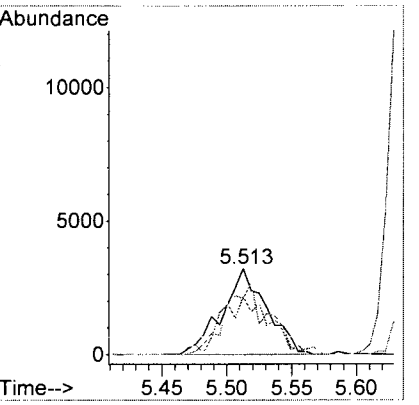

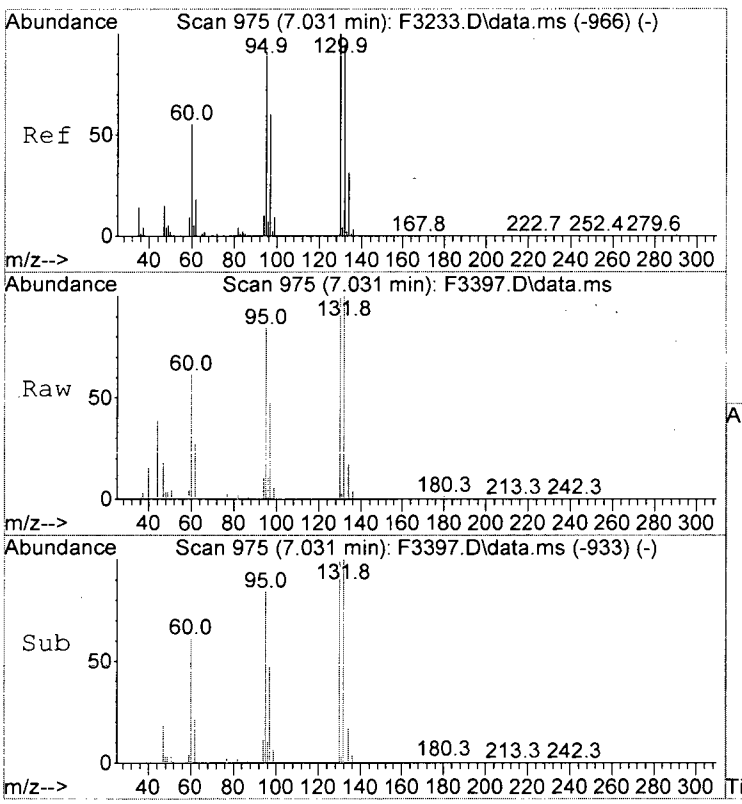

#53
Trichloroethene
Concen: 1.04 ug/L
RT: 7.031 min Scan# 975
Delta R.T. 0.006 min
Lab File: F3397.D
Acq: 23 Oct 2015 5:46 pm

Tgt Ion:130 Resp: 6875

Ion	Ratio	Lower	Upper
130	100		
132	101.5	74.1	114.1
95	85.2	70.9	110.9
97	47.7	39.7	79.7

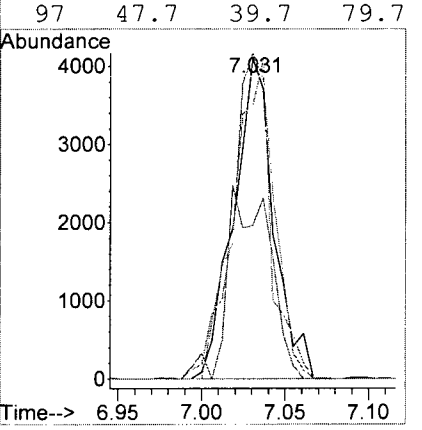

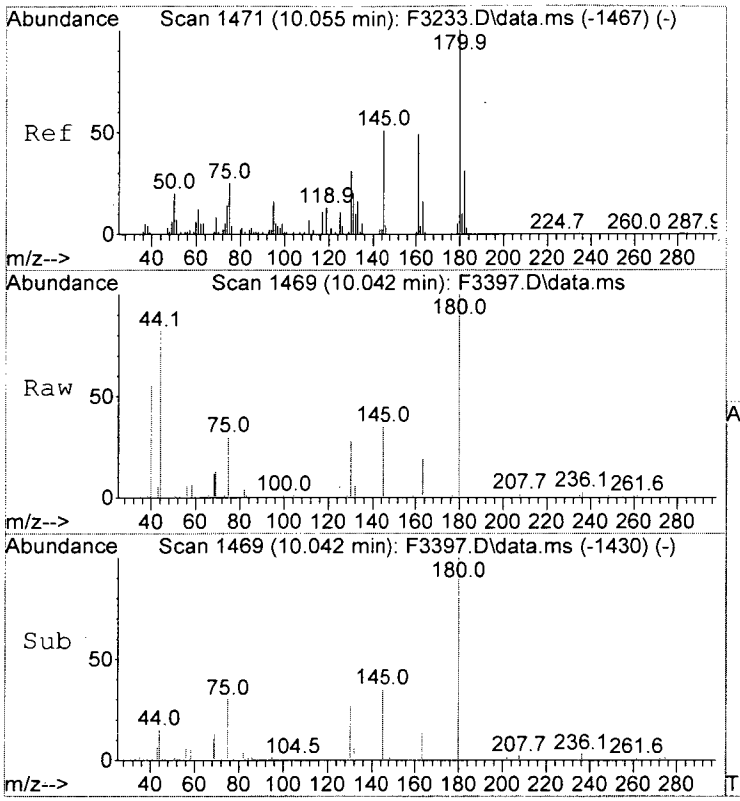

#79
4-Chlorobenzotrifluoride
Concen: 0.30 ug/L
RT: 10.042 min Scan# 1469
Delta R.T. -0.012 min
Lab File: F3397.D
Acq: 23 Oct 2015 5:46 pm

Tgt Ion:180 Resp: 2674

Ion	Ratio	Lower	Upper
180	100		
145	35.0	31.3	71.3
161	0.5	29.2	69.2#

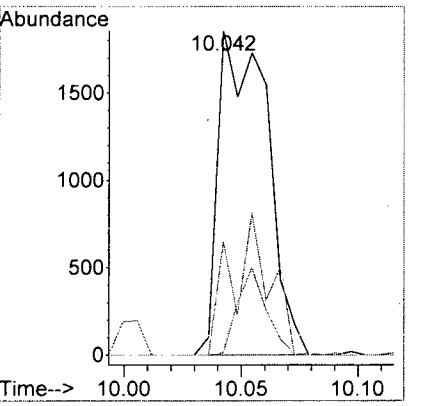

Client:	CB&I	**Service Request:**	R1509047
Project:	Textron Wheatfield/Annual Groundwater	**Date Collected:**	10/21/15 1355
Sample Matrix:	Water	**Date Received:**	10/22/15
		Date Analyzed:	10/27/15 20:56
Sample Name:	BAT-87-20(1)-151021	**Units:**	µg/L
Lab Code:	R1509047-009	**Basis:**	NA
Run Type:	Dilution		

Volatile Organic Compounds by GC/MS

Analytical Method:	8260C	**Analysis Lot:**	469155
Data File Name:	I:\ACQUDATA\msvoa10\data\102715\F3522.D\	**Instrument Name:**	R-MS-10
		Dilution Factor:	100

CAS No.	Analyte Name	Result	Q	MRL	MDL	Note
74-87-3	Chloromethane	100	U	100	21	
75-01-4	Vinyl Chloride	**1500**	D	100	32	
75-00-3	Chloroethane	100	U	100	24	
74-83-9	Bromomethane	100	U	100	29	
75-35-4	1,1-Dichloroethene	100	U	100	57	
67-64-1	Acetone	500	U	500	130	
75-15-0	Carbon Disulfide	100	U	100	22	
75-09-2	Methylene Chloride	100	U	100	60	
156-60-5	trans-1,2-Dichloroethene	100	U	100	33	
75-34-3	1,1-Dichloroethane	100	U	100	20	
156-59-2	cis-1,2-Dichloroethene	**6800**	D	100	30	
78-93-3	2-Butanone (MEK)	500	U	500	81	
67-66-3	Chloroform	100	U	100	25	
71-55-6	1,1,1-Trichloroethane	100	U	100	36	
56-23-5	Carbon Tetrachloride	100	U	100	45	
71-43-2	Benzene	100	U	100	20	
107-06-2	1,2-Dichloroethane	100	U	100	36	
79-01-6	Trichloroethene	**26**	J	100	22	
78-87-5	1,2-Dichloropropane	100	U	100	20	
75-27-4	Bromodichloromethane	100	U	100	32	
10061-01-5	cis-1,3-Dichloropropene	100	U	100	24	
108-10-1	4-Methyl-2-pentanone (MIBK)	500	U	500	67	
108-88-3	Toluene	100	U	100	20	
10061-02-6	trans-1,3-Dichloropropene	100	U	100	20	
79-00-5	1,1,2-Trichloroethane	100	U	100	34	
127-18-4	Tetrachloroethene	100	U	100	30	
591-78-6	2-Hexanone	500	U	500	170	
124-48-1	Dibromochloromethane	100	U	100	31	
108-90-7	Chlorobenzene	100	U	100	29	
100-41-4	Ethylbenzene	100	U	100	20	
179601-23-1	m,p-Xylenes	200	U	200	33	
95-47-6	o-Xylene	100	U	100	20	
100-42-5	Styrene	100	U	100	20	
75-25-2	Bromoform	100	U	100	42	
79-34-5	1,1,2,2-Tetrachloroethane	100	U	100	25	

ALS Group USA, Corp. dba ALS Environmental

Analytical Report

Client:	CB&I	**Service Request:**	R1509047
Project:	Textron Wheatfield/Annual Groundwater	**Date Collected:**	10/21/15 1355
Sample Matrix:	Water	**Date Received:**	10/22/15
		Date Analyzed:	10/27/15 20:56
Sample Name:	BAT-87-20(1)-151021	**Units:**	Percent
Lab Code:	R1509047-009	**Basis:**	NA
Run Type:	Dilution		

Volatile Organic Compounds by GC/MS

Analytical Method:	8260C	**Analysis Lot:**	469155
Data File Name:	I:\ACQUDATA\msvoa10\data\102715\F3522.D\	**Instrument Name:**	R-MS-10
		Dilution Factor:	100

Surrogate Name	%Rec	Control Limits	Date Analyzed	Q
4-Bromofluorobenzene	100	85-122	10/27/15 20:56	
Toluene-d8	102	87-121	10/27/15 20:56	
Dibromofluoromethane	100	89-119	10/27/15 20:56	

Quantitation Report (QT Reviewed)

Data Path : I:\ACQUDATA\msvoa10\data\102715\
Data File : F3522.D
Acq On : 27 Oct 2015 8:56 pm
Operator : F. Naegler
Sample : R1509047-009|100.0 Inst : MSVOA10
Misc : CBI 13429 T4
ALS Vial : 21 Sample Multiplier: 1

Quant Time: Oct 28 14:07:42 2015
Quant Method : I:\ACQUDATA\MSVOA10\METHODS\W101915.M
Quant Title : MS#10 - 8260B WATERS 10mL Purge
QLast Update : Tue Oct 20 12:01:30 2015
Response via : Initial Calibration

DL

FV 10/28/15

Compound	R.T.	QIon	Response	Conc	Units	Dev(Min)
Internal Standards						
1) Pentafluorobenzene	5.665	168	596459	50.00	ug/L	0.00
41) 1,4-Difluorobenzene	6.714	114	885709	50.00	ug/L	0.00
70) d5-Chlorobenzene	9.957	117	791084	50.00	ug/L	0.00
90) 1,4-Dichlorobenzene-d4	11.987	152	424727	50.00	ug/L	0.00
System Monitoring Compounds						
43) surr4,Dibrflmethane	5.519	113	272383	50.13	ug/L	0.00
Spiked Amount 50.000	Range 89 - 119		Recovery = 100.26%			
46) surr1,1,2-dichloroetha...	6.031	65	407899	55.82	ug/L	0.00
Spiked Amount 50.000	Range 73 - 125		Recovery = 111.64%			
64) SURR3,Toluene-d8	8.488	98	1024542	50.77	ug/L	0.00
Spiked Amount 50.000	Range 87 - 121		Recovery = 101.54%			
69) SURR2,BFB	11.018	95	401343	49.80	ug/L	0.00
Spiked Amount 50.000	Range 85 - 122		Recovery = 99.60%			
Target Compounds						Qvalue
4) Vinyl Chloride	1.379	62	152292	15.29	ug/L	87
5) Bromomethane	1.617	94	383	Below Cal	#	61
7) Freon 21	1.867	67	8073	0.70	ug/L	96
10) Freon 123a	2.172	67	3202	0.45	ug/L	96
14) Freon 113	2.379	101	4540m	0.86	ug/L	
15) Acetone	2.422	43	1867	0.35	ug/L	99
33) cis-1,2-Dichloroethene	4.623	96	411871	68.23	ug/L	98
53) Trichloroethene	7.031	130	1581	0.26	ug/L #	41
79) 4-Chlorobenzotrifluoride	10.049	180	2741	0.34	ug/L #	31

(#) = qualifier out of range (m) = manual integration (+) = signals summed

Quantitation Report (Qedit)

Data Path : I:\ACQUDATA\msvoa10\data\102715\
Data File : F3522.D
Acq On : 27 Oct 2015 8:56 pm
Operator : F. Naegler
Sample : R1509047-009|100.0 Inst : MSVOA10
Misc : CBI 13429 T4
ALS Vial : 21 Sample Multiplier: 1

Quant Time: Oct 27 21:11:24 2015
Quant Method : I:\ACQUDATA\MSVOA10\METHODS\W101915.M
Quant Title : MS#10 - 8260B WATERS 10mL Purge
QLast Update : Tue Oct 20 12:01:30 2015
Response via : Initial Calibration

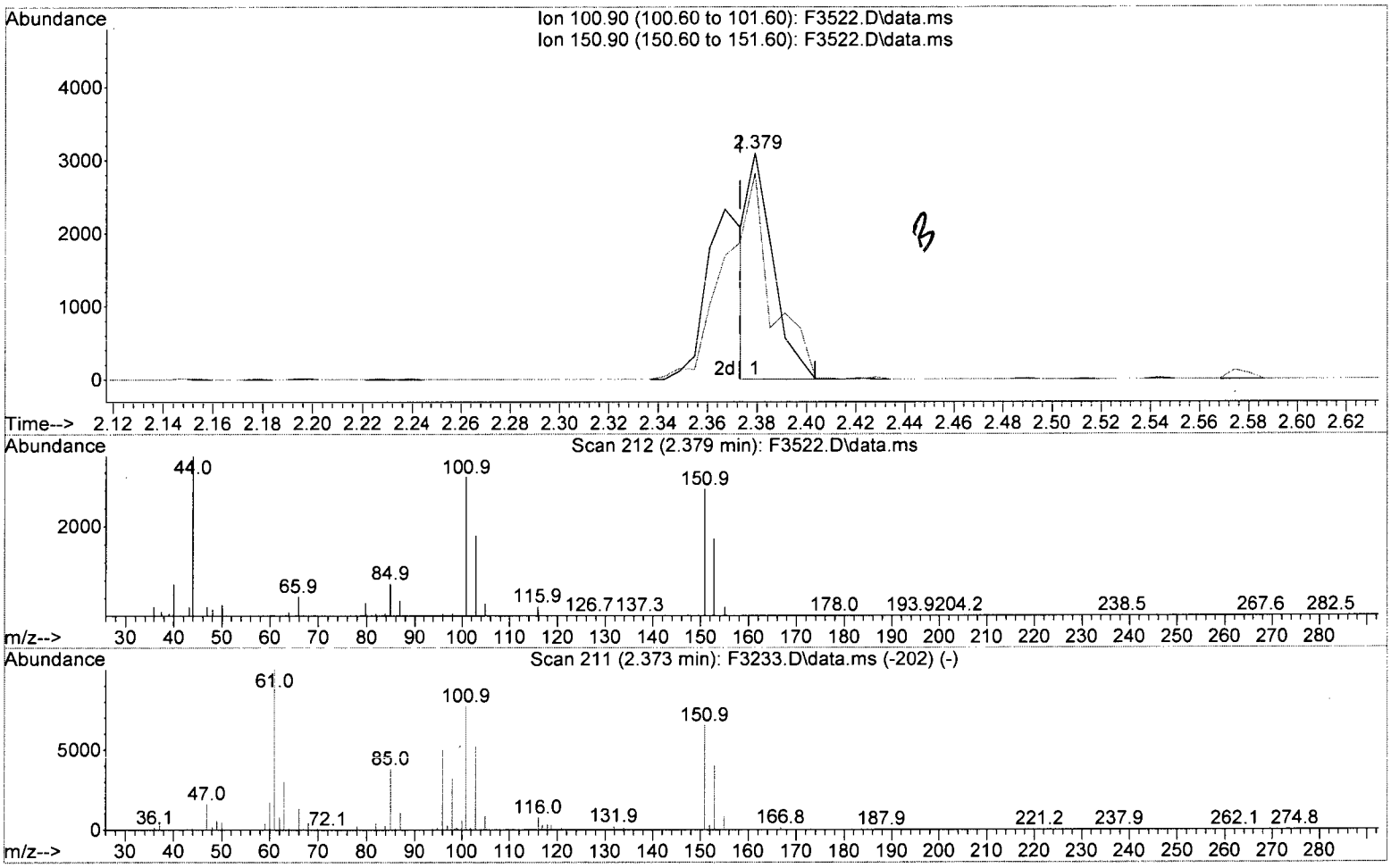

TIC: F3522.D\data.ms

(14) Freon 113 (P)

2.379min (+0.006) 0.40 ug/L

response 2119

Ion	Exp%	Act%
100.90	100	100
150.90	84.50	91.10
0.00	0.00	0.00
0.00	0.00	0.00

Quantitation Report (Qedit)

Data Path : I:\ACQUDATA\msvoa10\data\102715\
Data File : F3522.D
Acq On : 27 Oct 2015 8:56 pm
Operator : F. Naegler
Sample : R1509047-009|100.0 Inst : MSVOA10
Misc : CBI 13429 T4
ALS Vial : 21 Sample Multiplier: 1

Quant Time: Oct 27 21:11:24 2015
Quant Method : I:\ACQUDATA\MSVOA10\METHODS\W101915.M
Quant Title : MS#10 - 8260B WATERS 10mL Purge
QLast Update : Tue Oct 20 12:01:30 2015
Response via : Initial Calibration

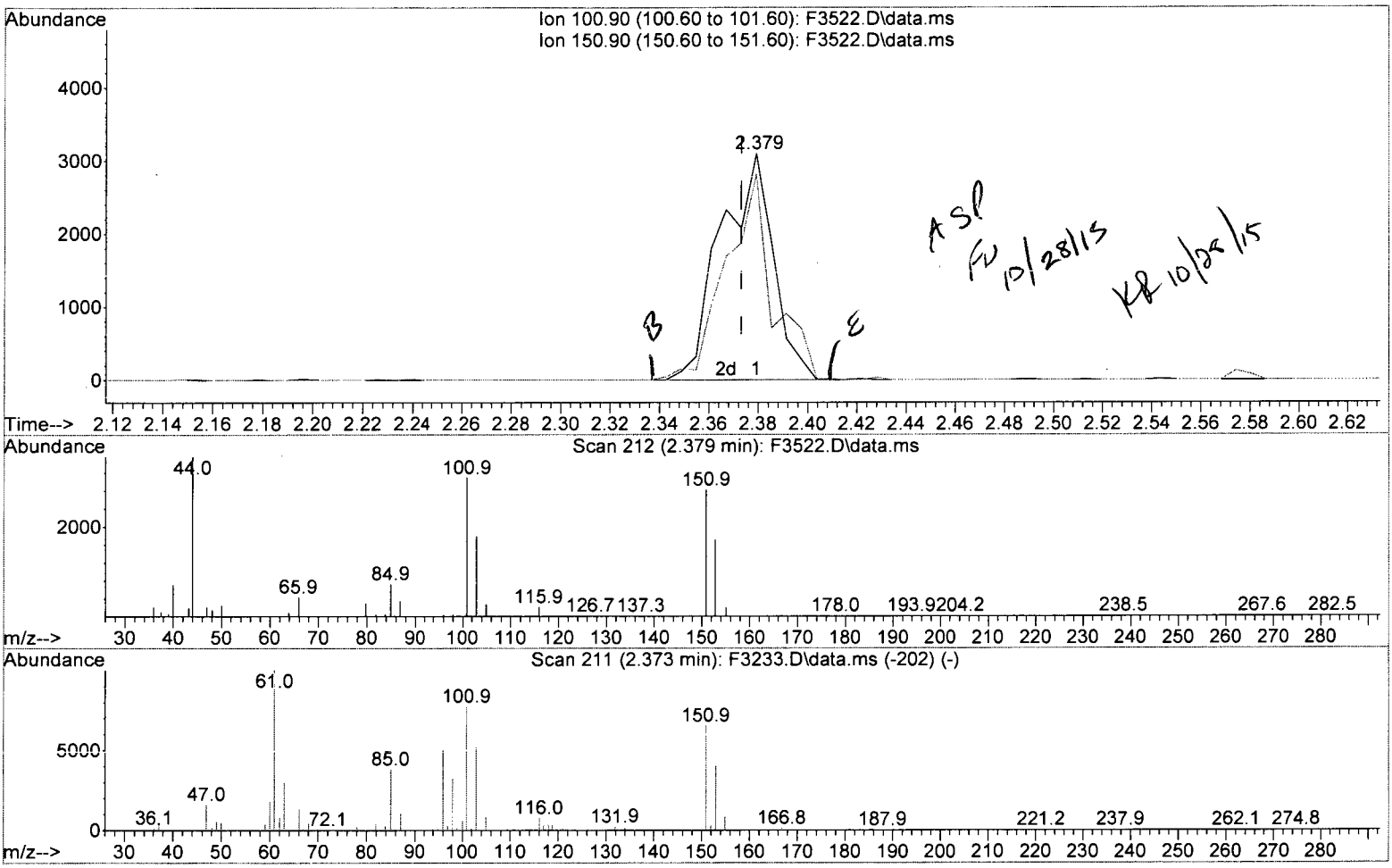

TIC: F3522.D\data.ms

(14) Freon 113 (P)

2.379min (+0.006) 0.86 ug/L m

response 4540

Ion	Exp%	Act%
100.90	100	100
150.90	84.50	91.10
0.00	0.00	0.00
0.00	0.00	0.00

Quantitation Report (QT Reviewed)

Data Path : I:\ACQUDATA\msvoa10\data\102715\
Data File : F3522.D
Acq On : 27 Oct 2015 8:56 pm
Operator : F. Naegler
Sample : R1509047-009|100.0 Inst : MSVOA10
Misc : CBI 13429 T4
ALS Vial : 21 Sample Multiplier: 1

Quant Time: Oct 28 14:07:42 2015
Quant Method : I:\ACQUDATA\MSVOA10\METHODS\W101915.M
Quant Title : MS#10 - 8260B WATERS 10mL Purge
QLast Update : Tue Oct 20 12:01:30 2015
Response via : Initial Calibration

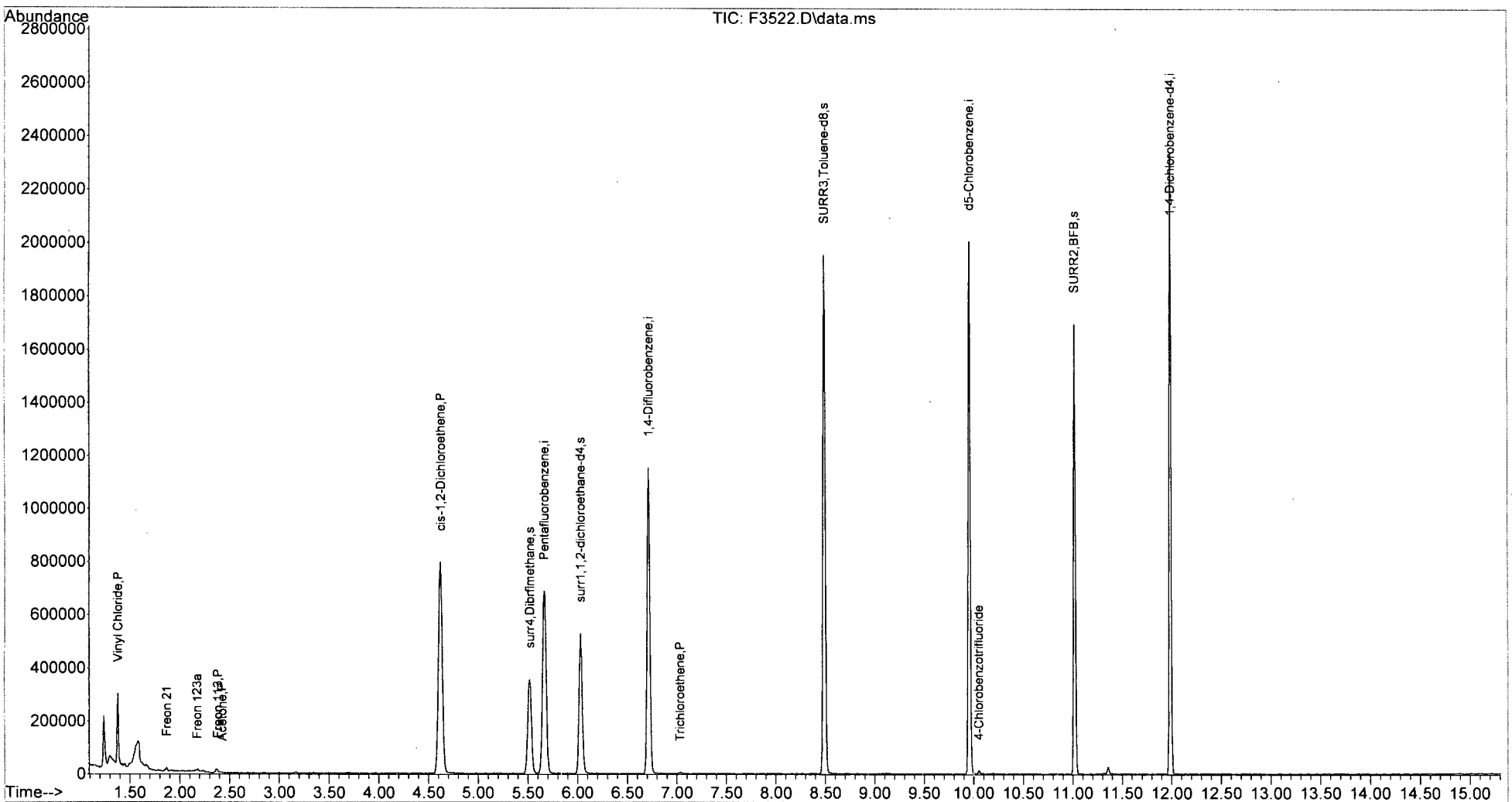

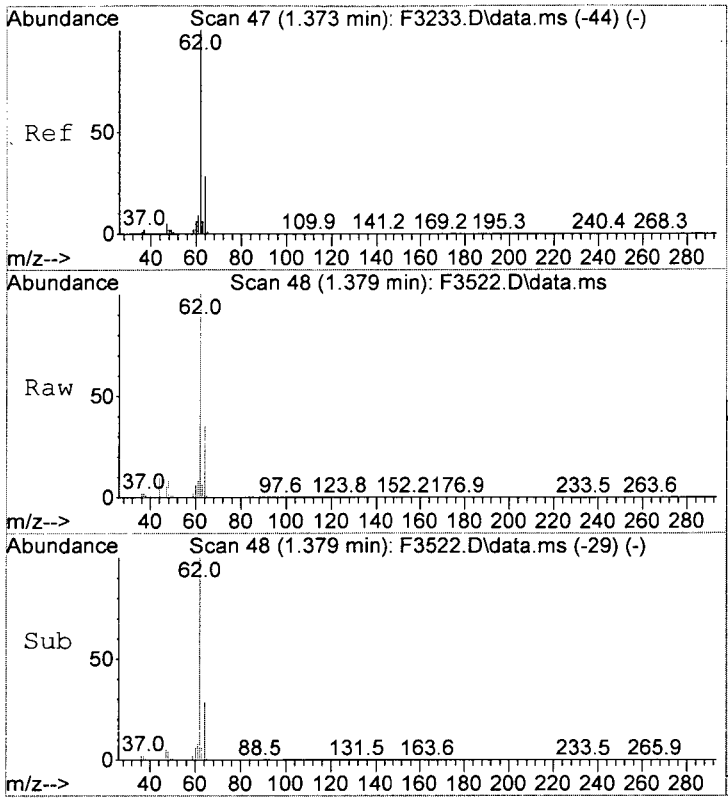

#4
Vinyl Chloride
Concen: 15.29 ug/L
RT: 1.379 min Scan# 48
Delta R.T. -0.000 min
Lab File: F3522.D
Acq: 27 Oct 2015 8:56 pm

Tgt Ion: 62 Resp: 152292

Ion	Ratio	Lower	Upper
62	100		
64	35.3	8.4	48.4

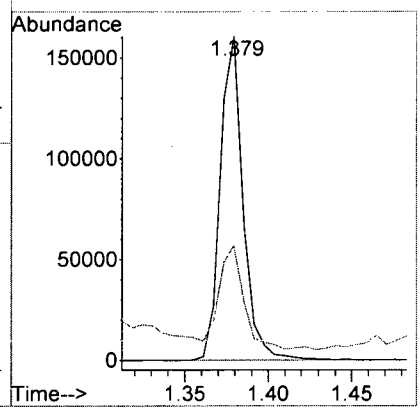

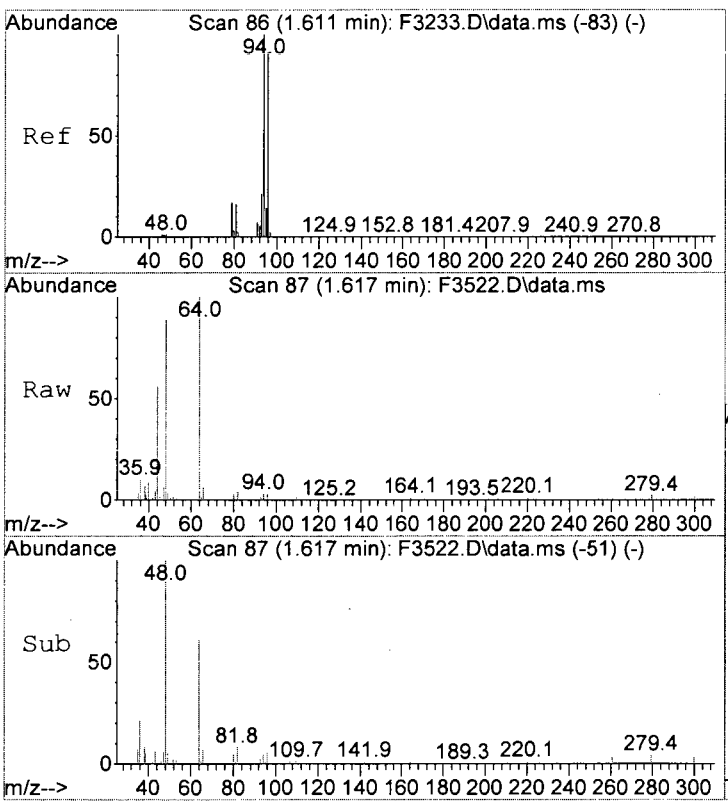

#5
Bromomethane
Concen: Below Cal
RT: 1.617 min Scan# 87
Delta R.T. -0.006 min
Lab File: F3522.D
Acq: 27 Oct 2015 8:56 pm

Tgt Ion: 94 Resp: 383

Ion	Ratio	Lower	Upper
94	100		
96	127.9	71.0	111.0#

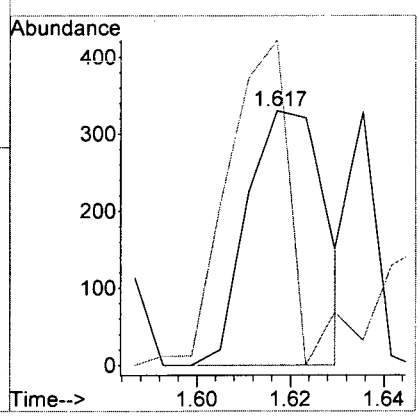

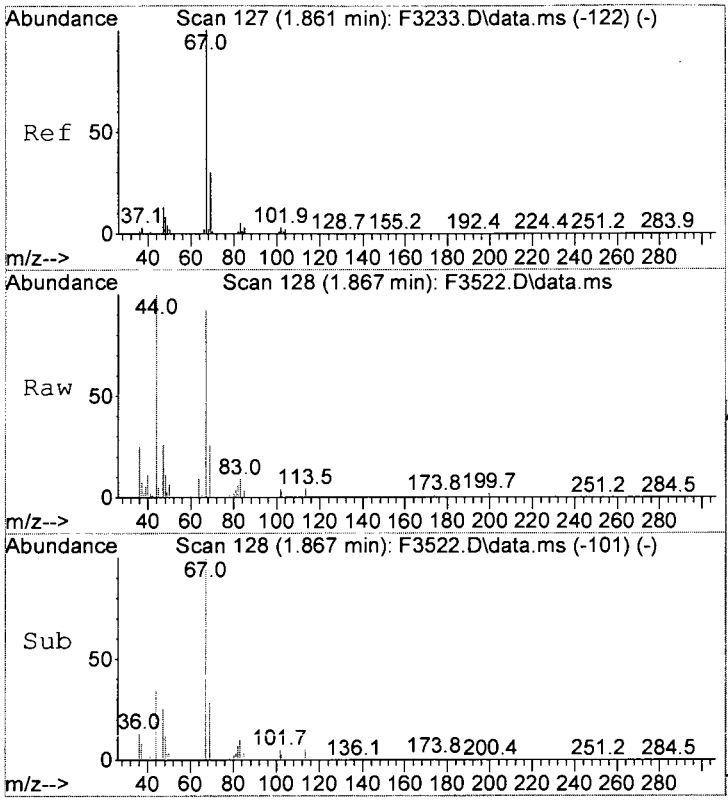

#7
Freon 21
Concen: 0.70 ug/L
RT: 1.867 min Scan# 128
Delta R.T. -0.000 min
Lab File: F3522.D
Acq: 27 Oct 2015 8:56 pm

Tgt Ion: 67 Resp: 8073

Ion	Ratio	Lower	Upper
67	100		
69	27.6	9.8	49.8

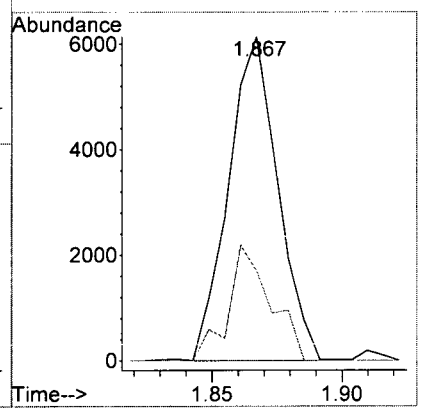

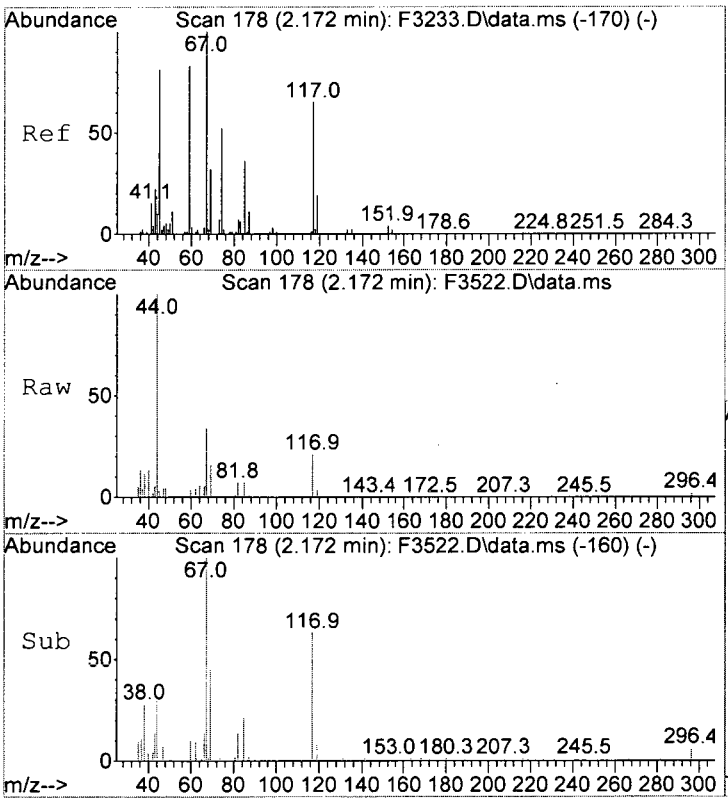

#10
Freon 123a
Concen: 0.45 ug/L
RT: 2.172 min Scan# 178
Delta R.T. -0.006 min
Lab File: F3522.D
Acq: 27 Oct 2015 8:56 pm

Tgt Ion: 67 Resp: 3202

Ion	Ratio	Lower	Upper
67	100		
117	62.9	46.0	86.0

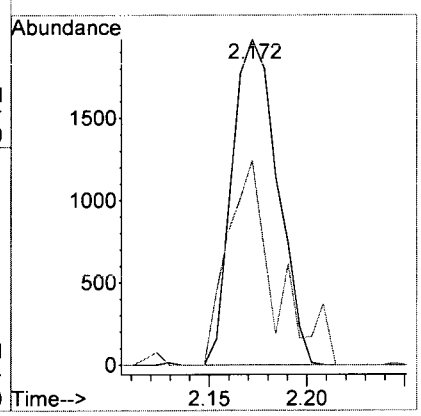

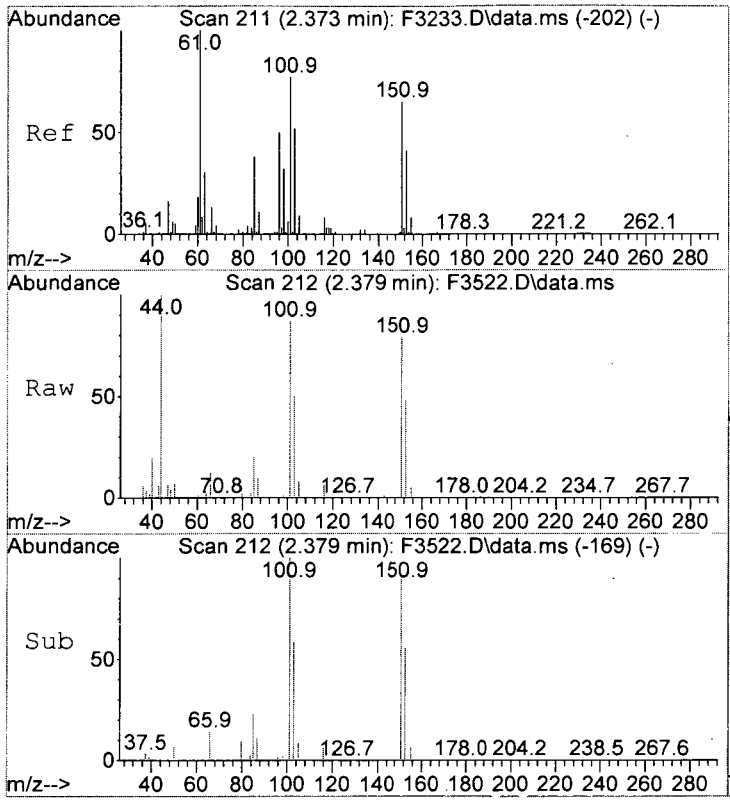

#14
Freon 113
Concen: 0.86 ug/L m
RT: 2.379 min Scan# 212
Delta R.T. 0.006 min
Lab File: F3522.D
Acq: 27 Oct 2015 8:56 pm

Tgt Ion:101 Resp: 4540

Ion	Ratio	Lower	Upper
101	100		
151	91.1	64.5	104.5

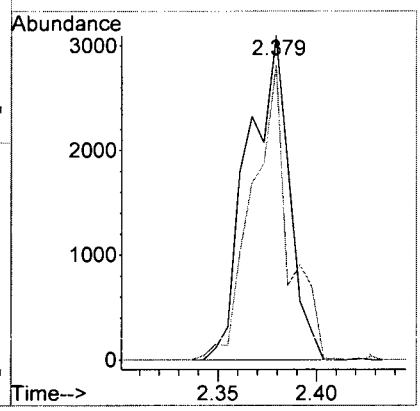

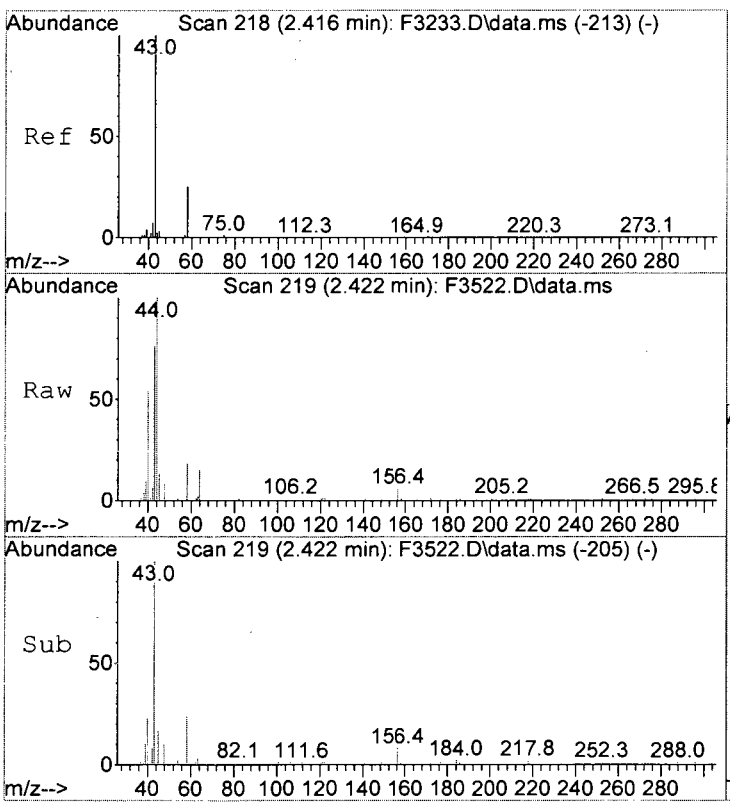

#15
Acetone
Concen: 0.35 ug/L
RT: 2.422 min Scan# 219
Delta R.T. 0.012 min
Lab File: F3522.D
Acq: 27 Oct 2015 8:56 pm

Tgt Ion: 43 Resp: 1867

Ion	Ratio	Lower	Upper
43	100		
58	24.1	4.3	44.3
42	8.2	0.0	27.3

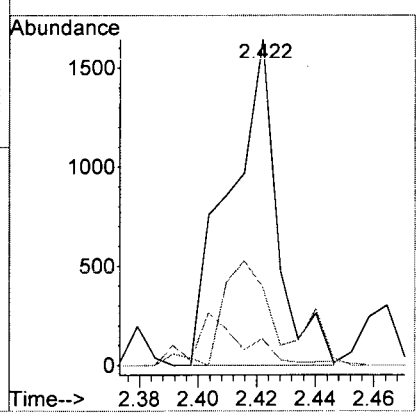

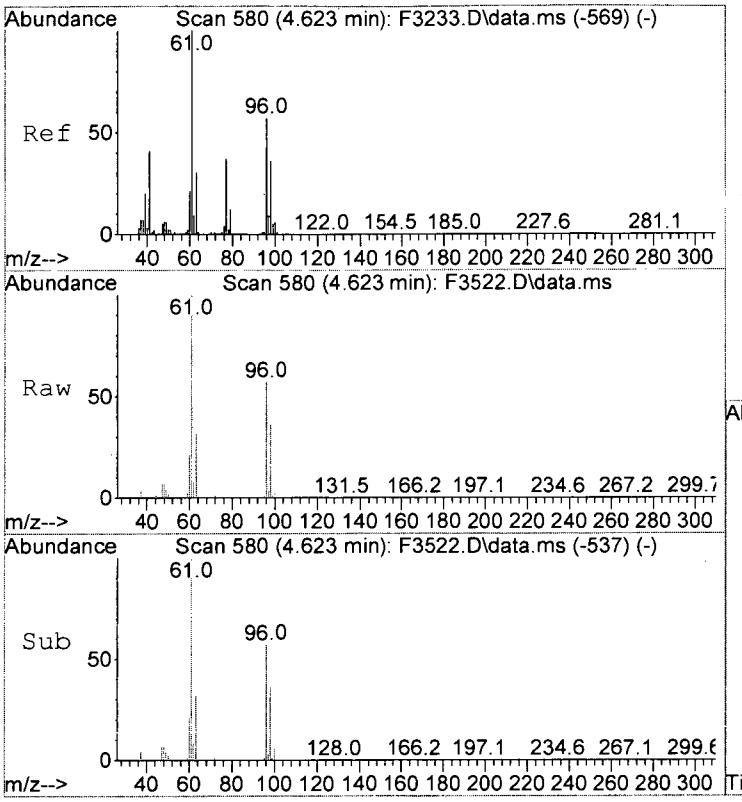

#33
cis-1,2-Dichloroethene
Concen: 68.23 ug/L
RT: 4.623 min Scan# 580
Delta R.T. 0.006 min
Lab File: F3522.D
Acq: 27 Oct 2015 8:56 pm

Tgt Ion: 96 Resp: 411871

Ion	Ratio	Lower	Upper
96	100		
61	174.2	157.0	197.0

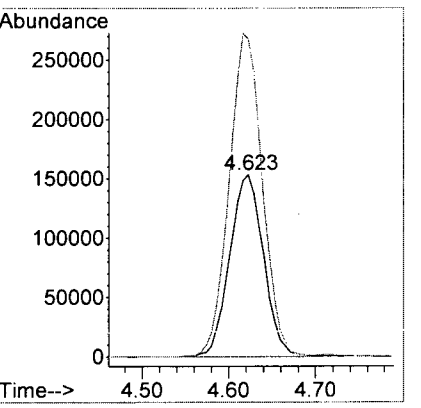

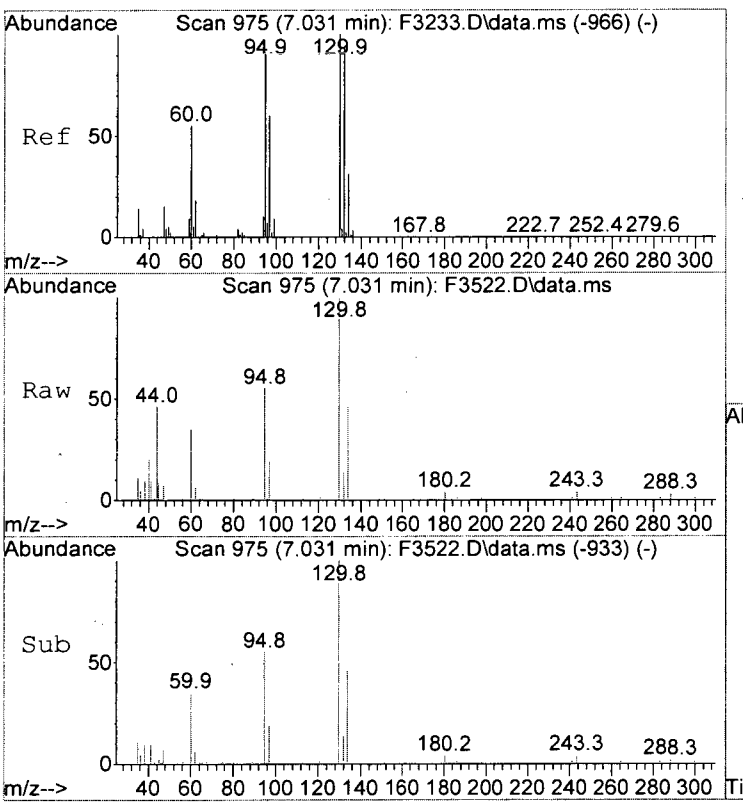

#53
Trichloroethene
Concen: 0.26 ug/L
RT: 7.031 min Scan# 975
Delta R.T. 0.006 min
Lab File: F3522.D
Acq: 27 Oct 2015 8:56 pm

Tgt Ion:130 Resp: 1581

Ion	Ratio	Lower	Upper
130	100		
132	14.4	74.1	114.1#
95	54.7	70.9	110.9#
97	19.1	39.7	79.7#

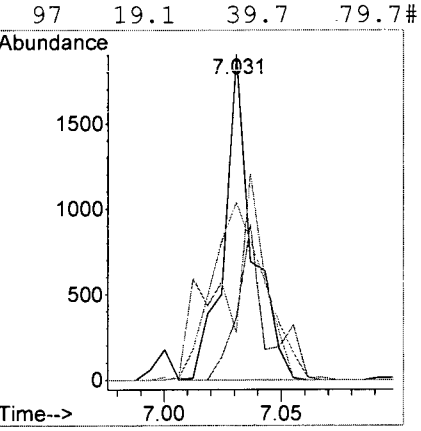

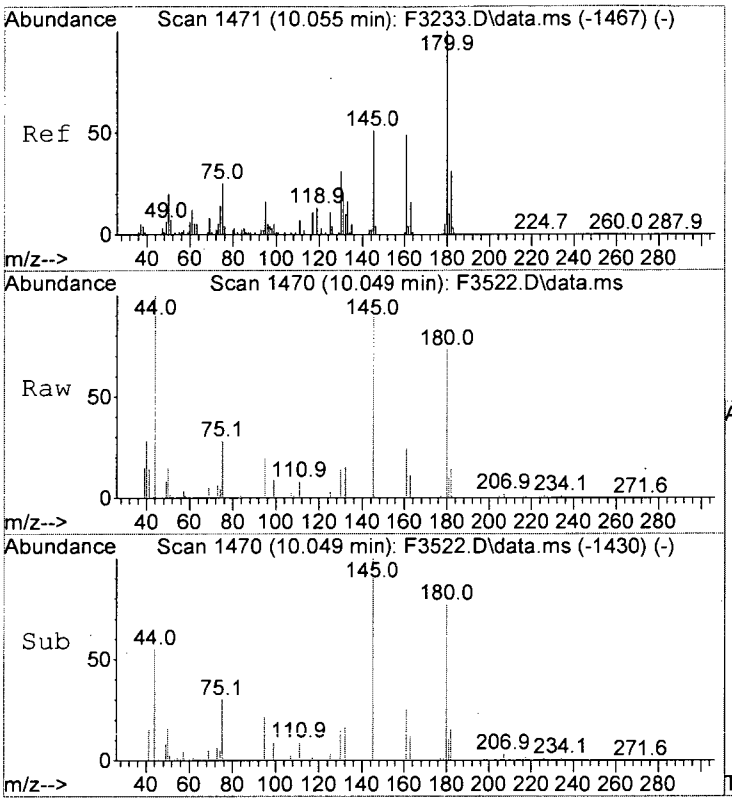

#79
4-Chlorobenzotrifluoride
Concen: 0.34 ug/L
RT: 10.049 min Scan# 1470
Delta R.T. -0.006 min
Lab File: F3522.D
Acq: 27 Oct 2015 8:56 pm

Tgt Ion:180 Resp: 2741

Ion	Ratio	Lower	Upper
180	100		
145	129.7	31.3	71.3#
161	32.3	29.2	69.2

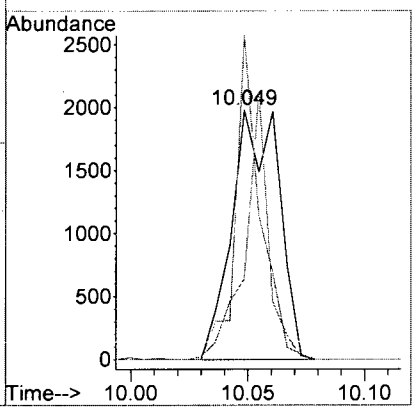

Client:	CB&I	**Service Request:**	R1509047
Project:	Textron Wheatfield/Annual Groundwater	**Date Collected:**	10/21/15 1415
Sample Matrix:	Water	**Date Received:**	10/22/15
		Date Analyzed:	10/23/15 18:11
Sample Name:	BAT-87-19(1)-151021	**Units:**	µg/L
Lab Code:	R1509047-010	**Basis:**	NA

Volatile Organic Compounds by GC/MS

Analytical Method:	8260C	**Analysis Lot:**	468624
Prep Method:	EPA 5030C		
Data File Name:	I:\ACQUDATA\msvoa10\data\102315\F3398.D\	**Instrument Name:**	R-MS-10
		Dilution Factor:	1

CAS No.	Analyte Name	Result	Q	MRL	MDL	Note
74-87-3	Chloromethane	1.0	U	1.0	0.21	
75-01-4	Vinyl Chloride	**2.5**		1.0	0.32	
75-00-3	Chloroethane	1.0	U	1.0	0.24	
74-83-9	Bromomethane	1.0	U	1.0	0.29	
75-35-4	1,1-Dichloroethene	1.0	U	1.0	0.57	
67-64-1	Acetone	5.0	U	5.0	1.3	
75-15-0	Carbon Disulfide	**0.25**	J	1.0	0.22	
75-09-2	Methylene Chloride	1.0	U	1.0	0.60	
156-60-5	trans-1,2-Dichloroethene	1.0	U	1.0	0.33	
75-34-3	1,1-Dichloroethane	1.0	U	1.0	0.20	
156-59-2	cis-1,2-Dichloroethene	**5.9**		1.0	0.30	
78-93-3	2-Butanone (MEK)	5.0	U	5.0	0.81	
67-66-3	Chloroform	1.0	U	1.0	0.25	
71-55-6	1,1,1-Trichloroethane	1.0	U	1.0	0.36	
56-23-5	Carbon Tetrachloride	1.0	U	1.0	0.45	
71-43-2	Benzene	1.0	U	1.0	0.20	
107-06-2	1,2-Dichloroethane	1.0	U	1.0	0.36	
79-01-6	Trichloroethene	1.0	U	1.0	0.22	
78-87-5	1,2-Dichloropropane	1.0	U	1.0	0.20	
75-27-4	Bromodichloromethane	1.0	U	1.0	0.32	
10061-01-5	cis-1,3-Dichloropropene	1.0	U	1.0	0.24	
108-10-1	4-Methyl-2-pentanone (MIBK)	5.0	U	5.0	0.67	
108-88-3	Toluene	1.0	U	1.0	0.20	
10061-02-6	trans-1,3-Dichloropropene	1.0	U	1.0	0.20	
79-00-5	1,1,2-Trichloroethane	1.0	U	1.0	0.34	
127-18-4	Tetrachloroethene	1.0	U	1.0	0.30	
591-78-6	2-Hexanone	5.0	U	5.0	1.7	
124-48-1	Dibromochloromethane	1.0	U	1.0	0.31	
108-90-7	Chlorobenzene	1.0	U	1.0	0.29	
100-41-4	Ethylbenzene	1.0	U	1.0	0.20	
179601-23-1	m,p-Xylenes	2.0	U	2.0	0.33	
95-47-6	o-Xylene	1.0	U	1.0	0.20	
100-42-5	Styrene	1.0	U	1.0	0.20	
75-25-2	Bromoform	1.0	U	1.0	0.42	
79-34-5	1,1,2,2-Tetrachloroethane	1.0	U	1.0	0.25	

Client:	CB&I	**Service Request:**	R1509047
Project:	Textron Wheatfield/Annual Groundwater	**Date Collected:**	10/21/15 1415
Sample Matrix:	Water	**Date Received:**	10/22/15
		Date Analyzed:	10/23/15 18:11
Sample Name:	BAT-87-19(1)-151021	**Units:**	µg/L
Lab Code:	R1509047-010	**Basis:**	NA

Volatile Organic Compounds by GC/MS

Analytical Method:	8260C	**Analysis Lot:**	468624
Prep Method:	EPA 5030C		
Data File Name:	I:\ACQUDATA\msvoa10\data\102315\F3398.D\	**Instrument Name:**	R-MS-10
		Dilution Factor:	1

CAS No.	Analyte Name	Result	Q	MRL	MDL	Note

Surrogate Name	%Rec	Control Limits	Date Analyzed	Q
4-Bromofluorobenzene	100	85-122	10/23/15 18:11	
Toluene-d8	103	87-121	10/23/15 18:11	
Dibromofluoromethane	101	89-119	10/23/15 18:11	

Quantitation Report (QT Reviewed)

Data Path : I:\ACQUDATA\msvoa10\data\102315\
Data File : F3398.D
Acq On : 23 Oct 2015 6:11 pm
Operator : F. Naegler
Sample : R1509047-010|1.0 Inst : MSVOA10
Misc : CBI 13429 T4
ALS Vial : 17 Sample Multiplier: 1

Quant Time: Oct 29 13:04:16 2015
Quant Method : I:\ACQUDATA\MSVOA10\METHODS\W101915.M
Quant Title : MS#10 - 8260B WATERS 10mL Purge
QLast Update : Tue Oct 20 12:01:30 2015
Response via : Initial Calibration

Compound	R.T.	QIon	Response	Conc	Units		Dev(Min)
Internal Standards							
1) Pentafluorobenzene	5.665	168	642742	50.00	ug/L		0.00
41) 1,4-Difluorobenzene	6.714	114	952748	50.00	ug/L		0.00
70) d5-Chlorobenzene	9.957	117	860696	50.00	ug/L		0.00
90) 1,4-Dichlorobenzene-d4	11.987	152	450232	50.00	ug/L		0.00
System Monitoring Compounds							
43) surr4,Dibrflmethane	5.513	113	294442	50.38	ug/L		0.00
Spiked Amount 50.000	Range 89 - 119		Recovery = 100.76%				
46) surr1,1,2-dichloroetha...	6.031	65	420607	53.51	ug/L		0.00
Spiked Amount 50.000	Range 73 - 125		Recovery = 107.02%				
64) SURR3,Toluene-d8	8.488	98	1120686	51.62	ug/L		0.00
Spiked Amount 50.000	Range 87 - 121		Recovery = 103.24%				
69) SURR2,BFB	11.018	95	432911	49.94	ug/L		0.00
Spiked Amount 50.000	Range 85 - 122		Recovery = 99.88%				
Target Compounds							Qvalue
4) Vinyl Chloride	1.379	62	26603	2.48	ug/L	#	1
5) Bromomethane	1.617	94	439	Below Cal		#	52
10) Freon 123a	2.178	67	1740	0.23	ug/L		91
15) Acetone	2.416	43	4047	0.70	ug/L	#	58
18) Carbon Disulfide	2.562	76	3689	0.25	ug/L		77
25) Methyl-t-Butyl Ether	3.178	73	4958	0.24	ug/L		80
33) cis-1,2-Dichloroethene	4.611	96	38177m	5.87	ug/L		

(#) = qualifier out of range (m) = manual integration (+) = signals summed

FW 10/29/15
KP 10/29/15

Data Path : I:\ACQUDATA\msvoa10\data\102315\
Data File : F3398.D
Acq On : 23 Oct 2015 6:11 pm
Operator : F. Naegler
Sample : R1509047-010|1.0 Inst : MSVOA10
Misc : CBI 13429 T4
ALS Vial : 17 Sample Multiplier: 1

Quant Time: Oct 23 18:25:40 2015
Quant Method : I:\ACQUDATA\MSVOA10\METHODS\W101915.M
Quant Title : MS#10 - 8260B WATERS 10mL Purge
QLast Update : Tue Oct 20 12:01:30 2015
Response via : Initial Calibration

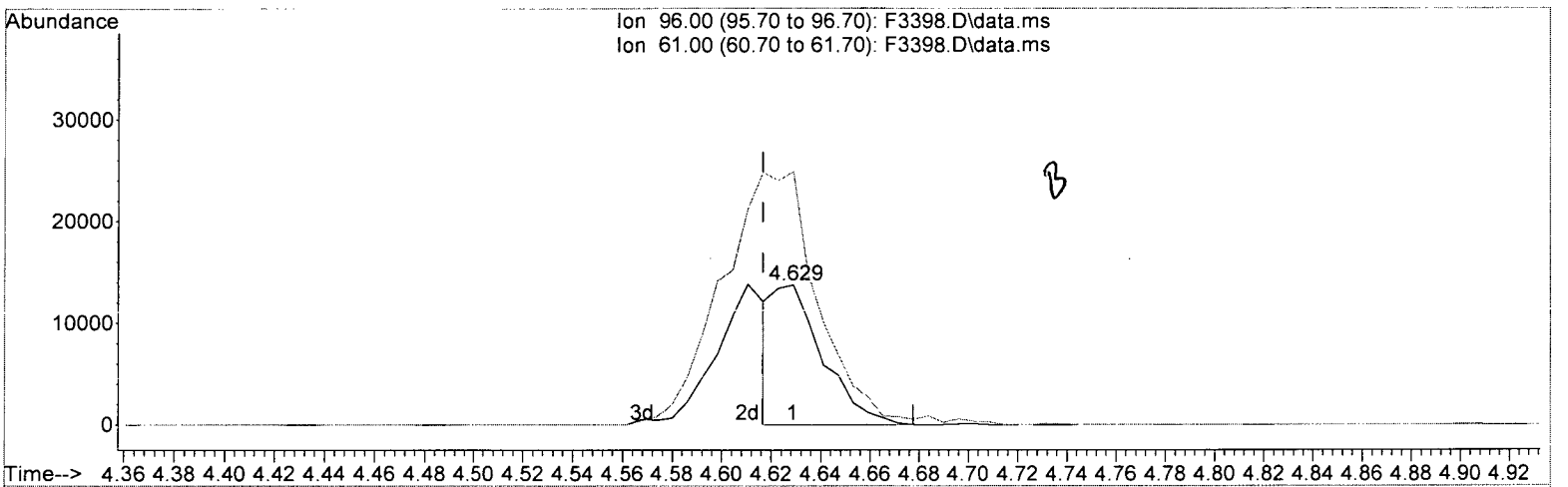

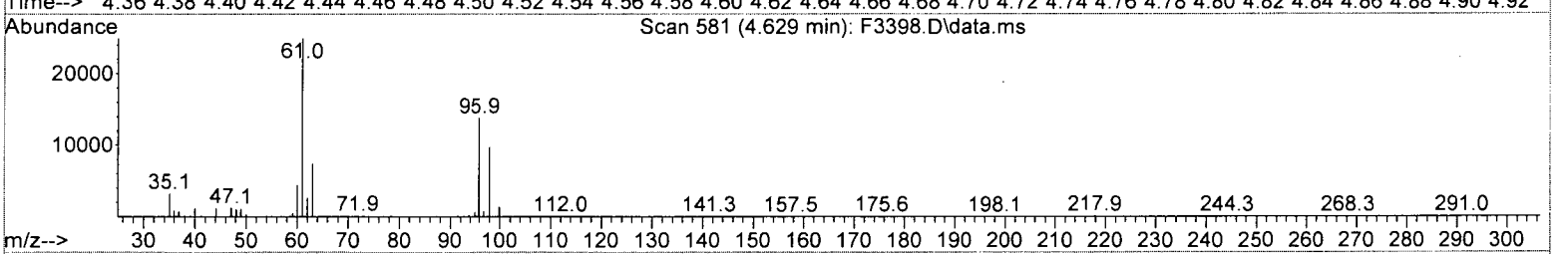

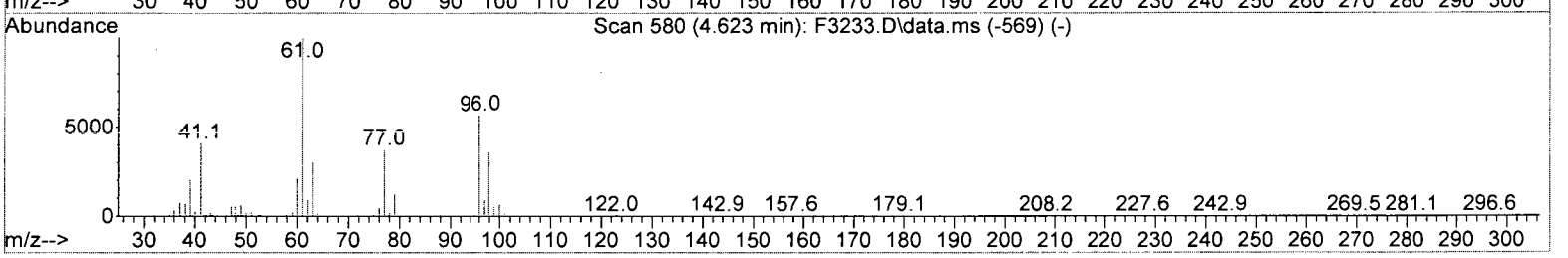

TIC: F3398.D\data.ms

(33) cis-1,2-Dichloroethene (P)

4.629min (+0.012) 2.94 ug/L

response 19137

Ion	Exp%	Act%
96.00	100	100
61.00	177.00	180.78
0.00	0.00	0.00
0.00	0.00	0.00

Quantitation Report (Qedit)

Data Path : I:\ACQUDATA\msvoa10\data\102315\
Data File : F3398.D
Acq On : 23 Oct 2015 6:11 pm
Operator : F. Naegler
Sample : R1509047-010|1.0 Inst : MSVOA10
Misc : CBI 13429 T4
ALS Vial : 17 Sample Multiplier: 1

Quant Time: Oct 23 18:25:40 2015
Quant Method : I:\ACQUDATA\MSVOA10\METHODS\W101915.M
Quant Title : MS#10 - 8260B WATERS 10mL Purge
QLast Update : Tue Oct 20 12:01:30 2015
Response via : Initial Calibration

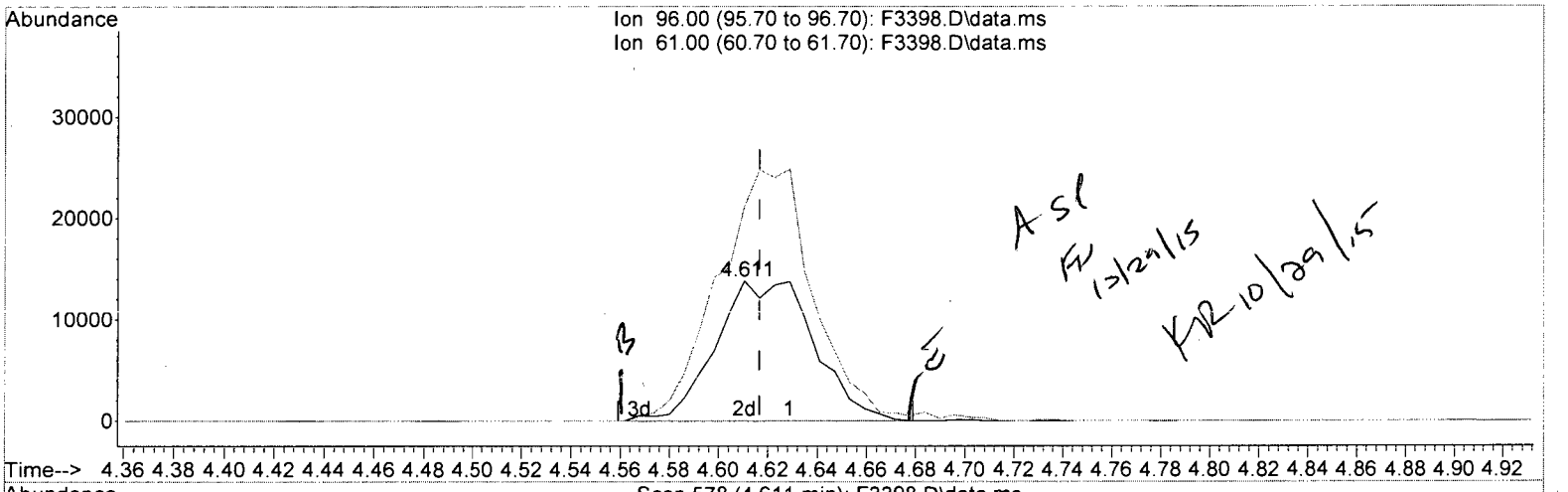

ASL
FN 13/29/15
KR 10/29/15

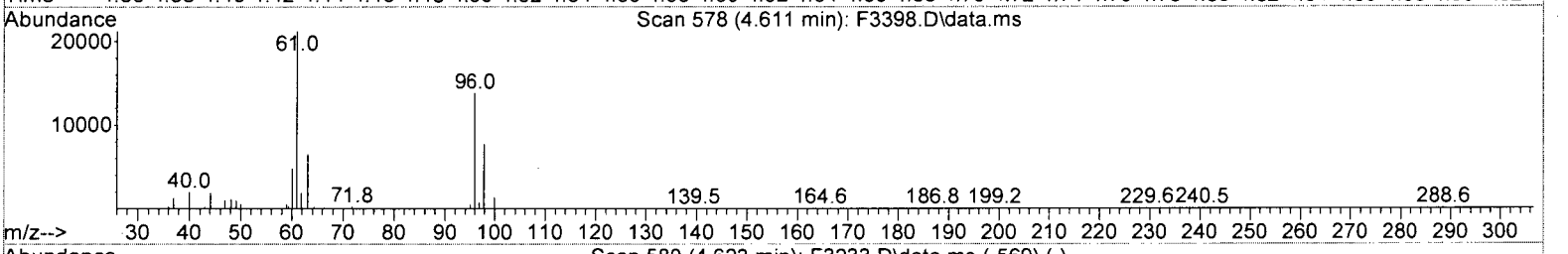

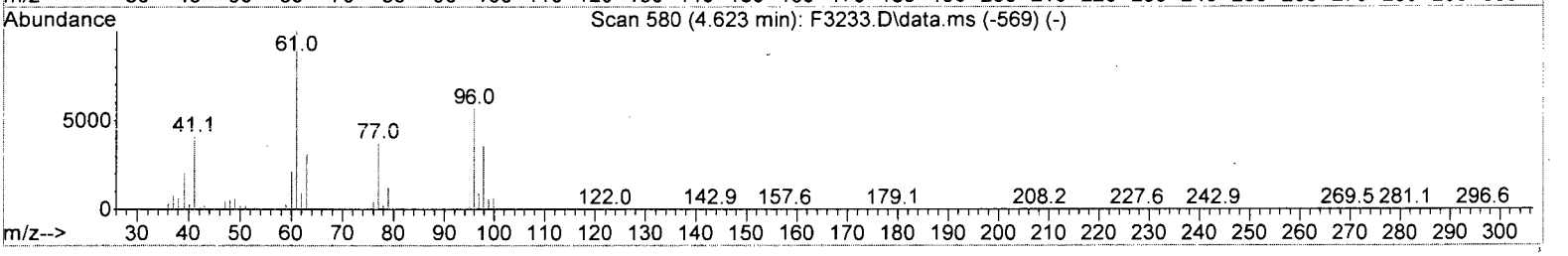

TIC: F3398.D\data.ms

(33) cis-1,2-Dichloroethene (P)

4.611min (-0.006) 5.87 ug/L m

response 38177

Ion	Exp%	Act%
96.00	100	100
61.00	177.00	153.70#
0.00	0.00	0.00
0.00	0.00	0.00

Quantitation Report (QT Reviewed)

Data Path : I:\ACQUDATA\msvoa10\data\102315\
Data File : F3398.D
Acq On : 23 Oct 2015 6:11 pm
Operator : F. Naegler
Sample : R1509047-010|1.0 Inst : MSVOA10
Misc : CBI 13429 T4
ALS Vial : 17 Sample Multiplier: 1

Quant Time: Oct 29 13:04:16 2015
Quant Method : I:\ACQUDATA\MSVOA10\METHODS\W101915.M
Quant Title : MS#10 - 8260B WATERS 10mL Purge
QLast Update : Tue Oct 20 12:01:30 2015
Response via : Initial Calibration

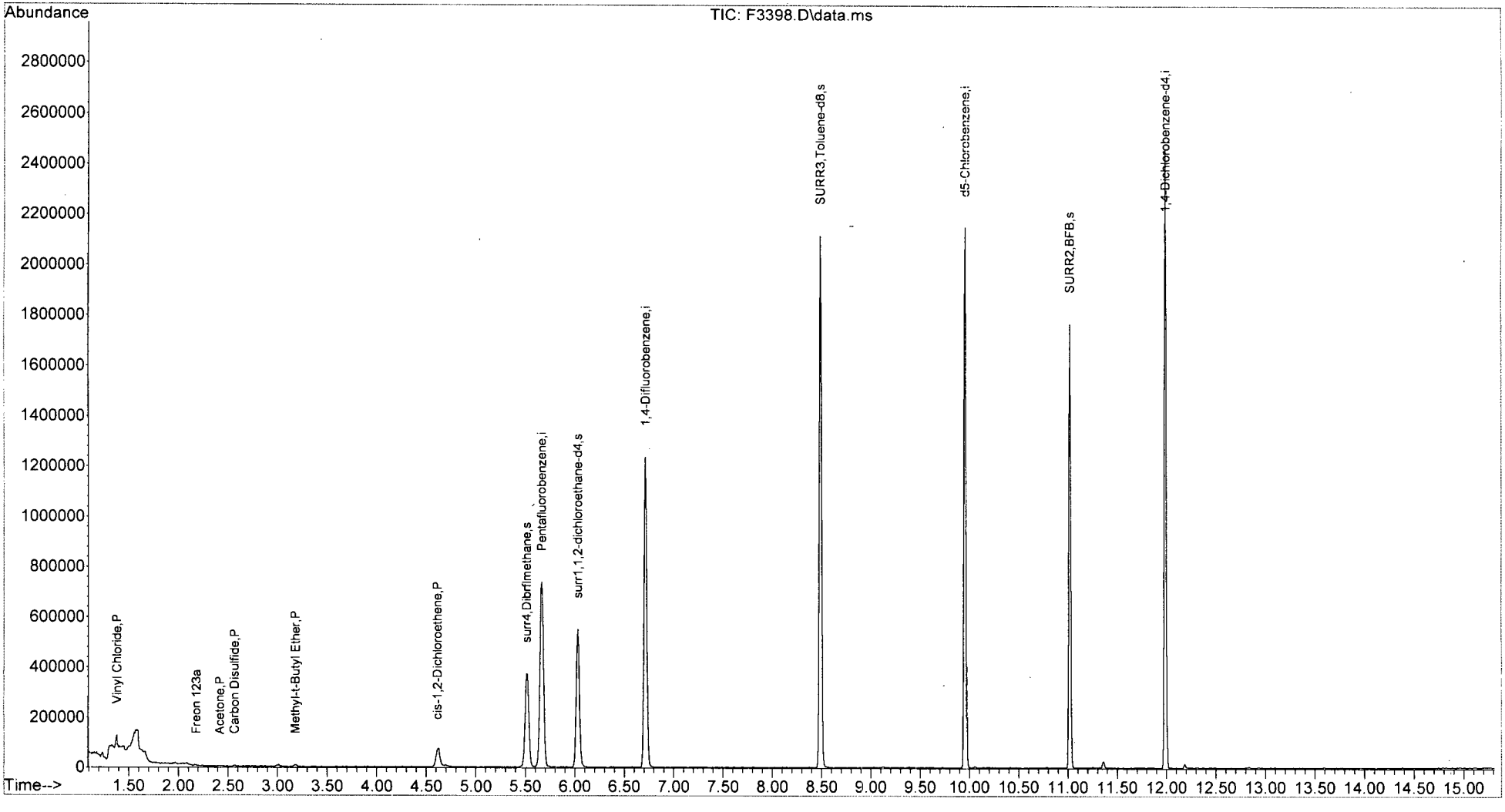

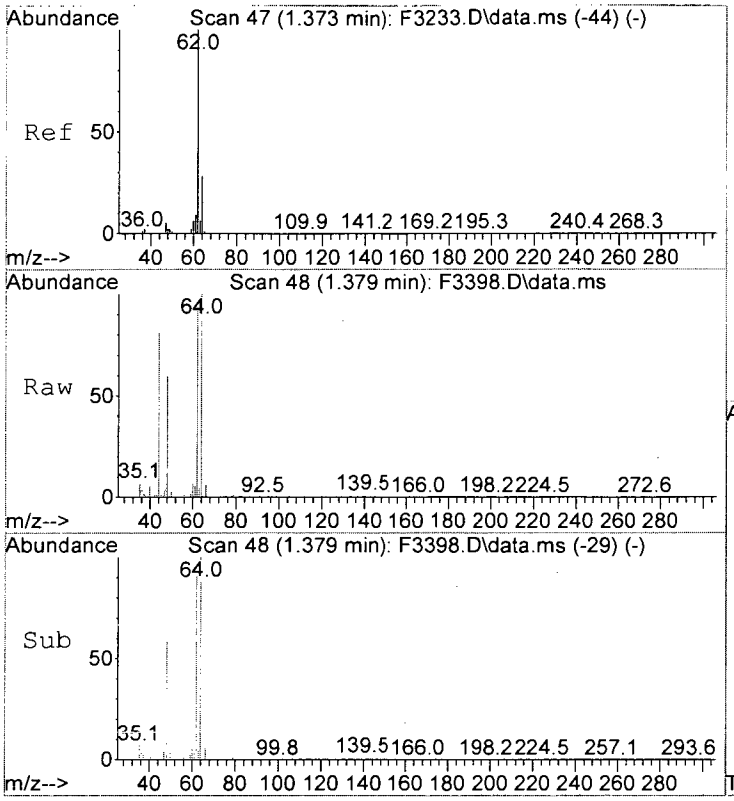

#4
Vinyl Chloride
Concen: 2.48 ug/L
RT: 1.379 min Scan# 48
Delta R.T. -0.000 min
Lab File: F3398.D
Acq: 23 Oct 2015 6:11 pm

Tgt Ion: 62 Resp: 26603

Ion	Ratio	Lower	Upper
62	100		
64	109.2	8.4	48.4#

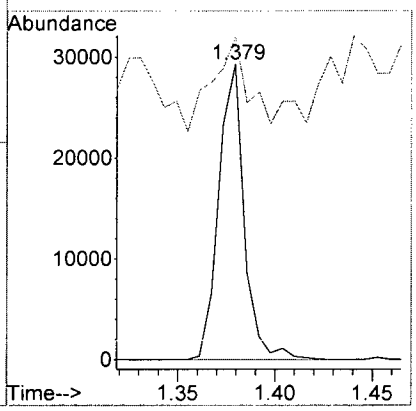

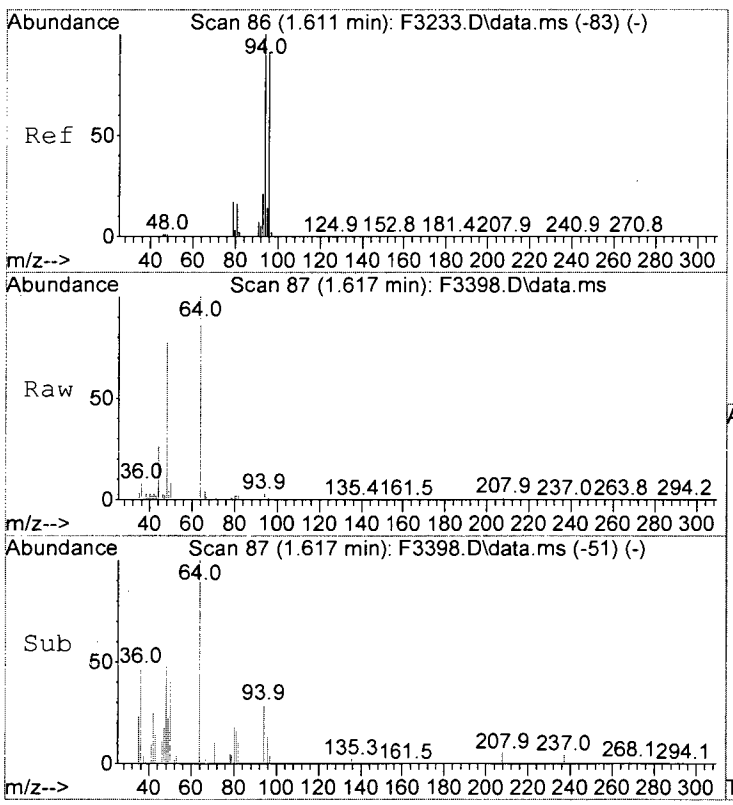

#5
Bromomethane
Concen: Below Cal
RT: 1.617 min Scan# 87
Delta R.T. -0.006 min
Lab File: F3398.D
Acq: 23 Oct 2015 6:11 pm

Tgt Ion: 94 Resp: 439

Ion	Ratio	Lower	Upper
94	100		
96	45.7	71.0	111.0#

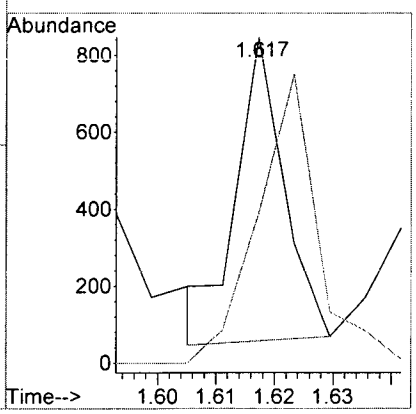

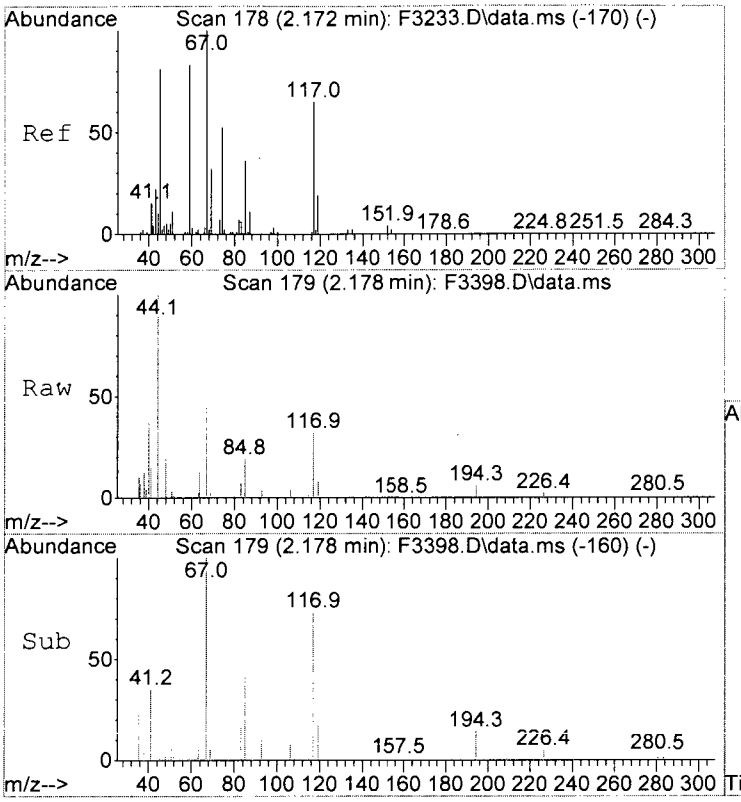

#10
Freon 123a
Concen: 0.23 ug/L
RT: 2.178 min Scan# 179
Delta R.T. -0.000 min
Lab File: F3398.D
Acq: 23 Oct 2015 6:11 pm

Tgt Ion: 67 Resp: 1740

Ion	Ratio	Lower	Upper
67	100		
117	73.0	46.0	86.0

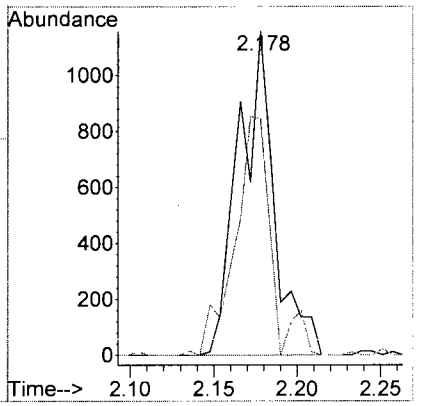

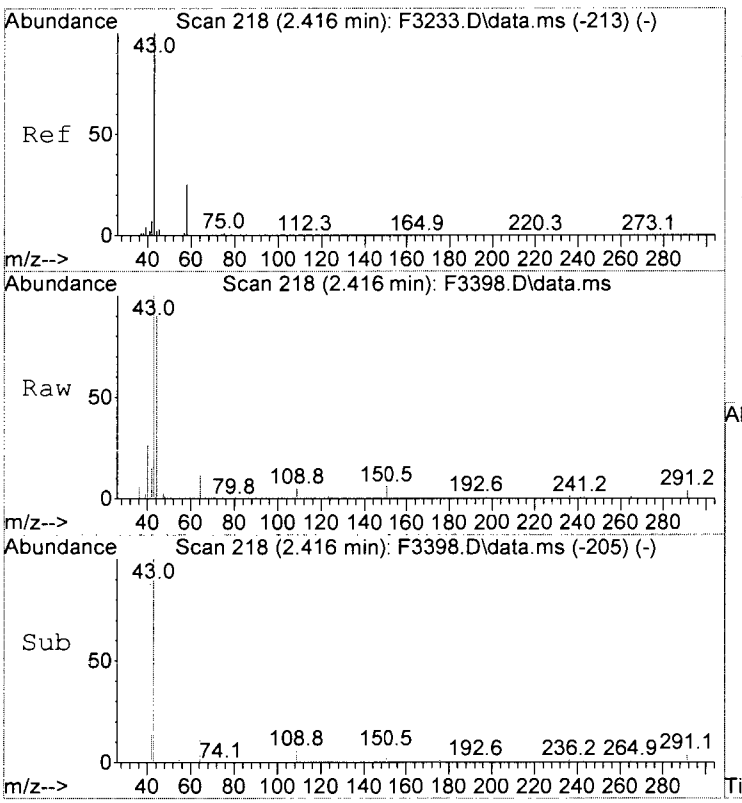

#15
Acetone
Concen: 0.70 ug/L
RT: 2.416 min Scan# 218
Delta R.T. 0.006 min
Lab File: F3398.D
Acq: 23 Oct 2015 6:11 pm

Tgt Ion: 43 Resp: 4047

Ion	Ratio	Lower	Upper
43	100		
58	0.4	4.3	44.3#
42	14.7	0.0	27.3

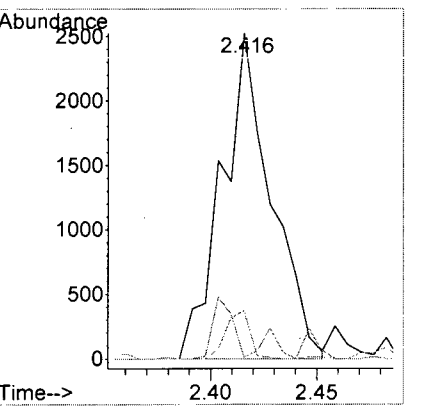

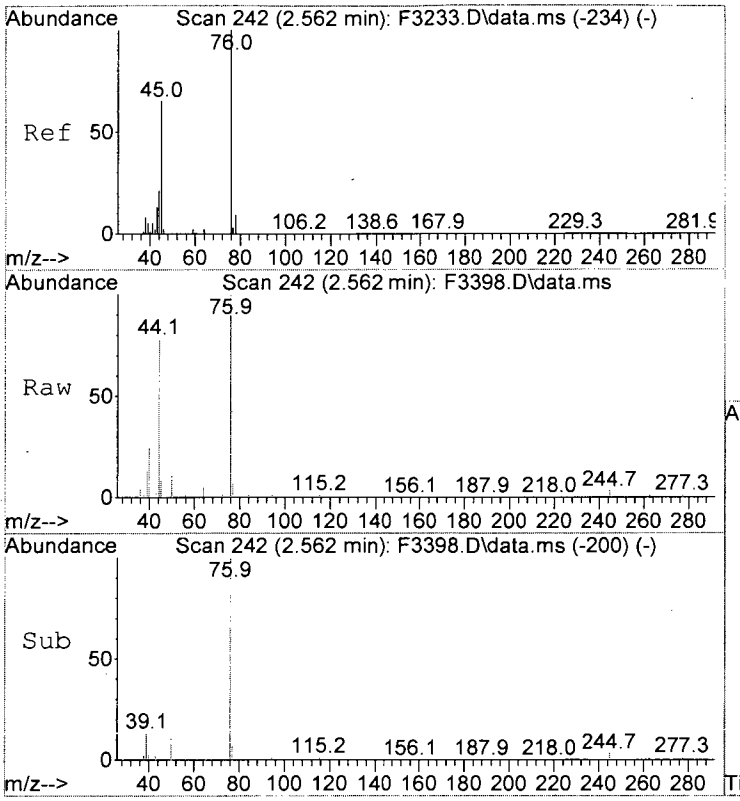

#18
Carbon Disulfide
Concen: 0.25 ug/L
RT: 2.562 min Scan# 242
Delta R.T. -0.000 min
Lab File: F3398.D
Acq: 23 Oct 2015 6:11 pm

Tgt Ion: 76 Resp: 3689

Ion	Ratio	Lower	Upper
76	100		
78	0.0	0.0	29.4
77	6.6	0.0	22.7

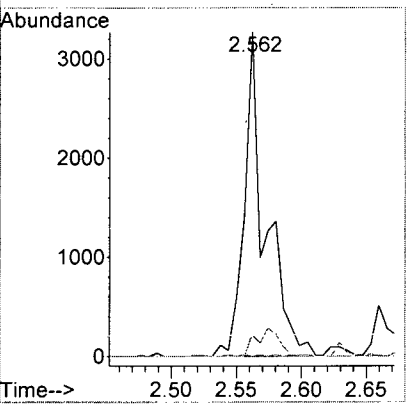

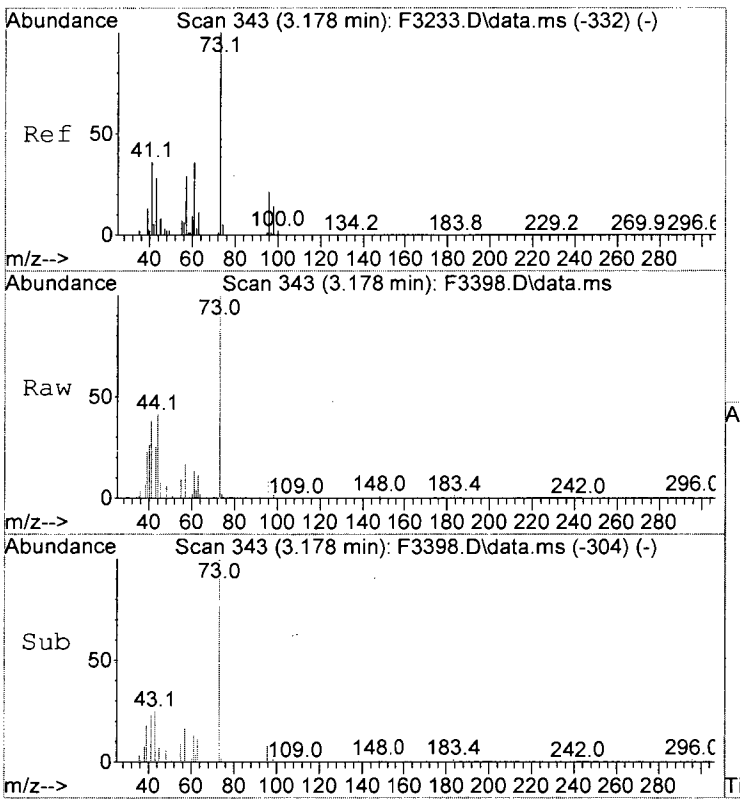

#25
Methyl-t-Butyl Ether
Concen: 0.24 ug/L
RT: 3.178 min Scan# 343
Delta R.T. -0.000 min
Lab File: F3398.D
Acq: 23 Oct 2015 6:11 pm

Tgt Ion: 73 Resp: 4958

Ion	Ratio	Lower	Upper
73	100		
57	16.6	9.2	49.2
55	8.8	0.0	27.2

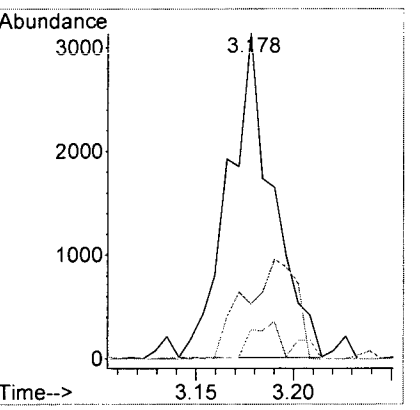

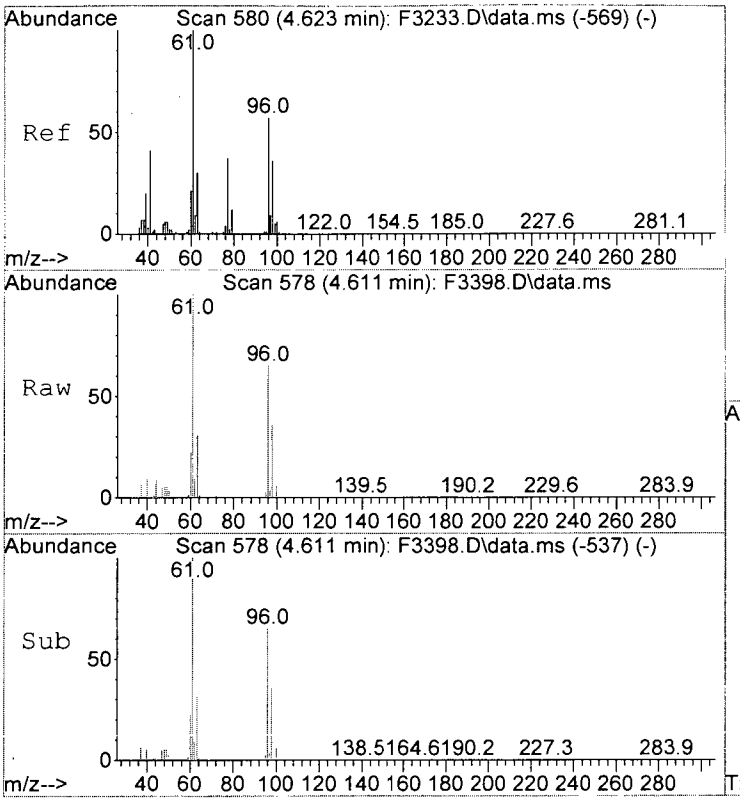

#33
cis-1,2-Dichloroethene
Concen: 5.87 ug/L m
RT: 4.611 min Scan# 578
Delta R.T. -0.006 min
Lab File: F3398.D
Acq: 23 Oct 2015 6:11 pm

Tgt Ion: 96 Resp: 38177

Ion	Ratio	Lower	Upper
96	100		
61	153.7	157.0	197.0#

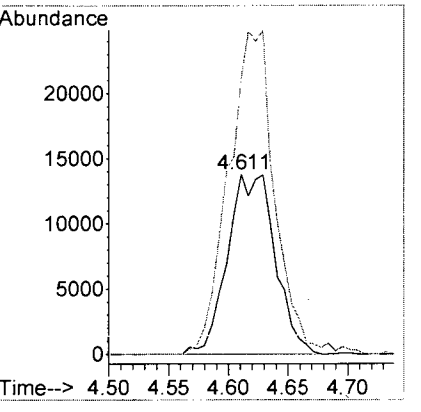

ALS Group USA, Corp. dba ALS Environmental

Analytical Report

Client:	CB&I	**Service Request:**	R1509047
Project:	Textron Wheatfield/Annual Groundwater	**Date Collected:**	10/21/15 1445
Sample Matrix:	Water	**Date Received:**	10/22/15
		Date Analyzed:	10/26/15 21:10
Sample Name:	BAT-89-14(1)-151021	**Units:**	µg/L
Lab Code:	R1509047-011	**Basis:**	NA

Volatile Organic Compounds by GC/MS

Analytical Method:	8260C	**Analysis Lot:**	468926
Prep Method:	EPA 5030C		
Data File Name:	I:\ACQUDATA\msvoa10\data\102615\F3466.D\	**Instrument Name:**	R-MS-10
		Dilution Factor:	2

CAS No.	Analyte Name	Result	Q	MRL	MDL	Note
74-87-3	Chloromethane	2.0	U	2.0	0.42	
75-01-4	Vinyl Chloride	**220**		2.0	0.64	
75-00-3	Chloroethane	2.0	U	2.0	0.48	
74-83-9	Bromomethane	2.0	U	2.0	0.58	
75-35-4	1,1-Dichloroethene	2.0	U	2.0	1.2	
67-64-1	Acetone	10	U	10	2.5	
75-15-0	Carbon Disulfide	2.0	U	2.0	0.44	
75-09-2	Methylene Chloride	2.0	U	2.0	1.2	
156-60-5	trans-1,2-Dichloroethene	**1.6**	J	2.0	0.66	
75-34-3	1,1-Dichloroethane	**16**		2.0	0.40	
156-59-2	cis-1,2-Dichloroethene	**110**		2.0	0.60	
78-93-3	2-Butanone (MEK)	10	U	10	1.7	
67-66-3	Chloroform	2.0	U	2.0	0.50	
71-55-6	1,1,1-Trichloroethane	**1.1**	J	2.0	0.72	
56-23-5	Carbon Tetrachloride	2.0	U	2.0	0.90	
71-43-2	Benzene	2.0	U	2.0	0.40	
107-06-2	1,2-Dichloroethane	2.0	U	2.0	0.72	
79-01-6	Trichloroethene	**1.5**	J	2.0	0.44	
78-87-5	1,2-Dichloropropane	2.0	U	2.0	0.40	
75-27-4	Bromodichloromethane	2.0	U	2.0	0.64	
10061-01-5	cis-1,3-Dichloropropene	2.0	U	2.0	0.48	
108-10-1	4-Methyl-2-pentanone (MIBK)	10	U	10	1.4	
108-88-3	Toluene	2.0	U	2.0	0.40	
10061-02-6	trans-1,3-Dichloropropene	2.0	U	2.0	0.40	
79-00-5	1,1,2-Trichloroethane	2.0	U	2.0	0.68	
127-18-4	Tetrachloroethene	2.0	U	2.0	0.60	
591-78-6	2-Hexanone	10	U	10	3.4	
124-48-1	Dibromochloromethane	2.0	U	2.0	0.62	
108-90-7	Chlorobenzene	2.0	U	2.0	0.58	
100-41-4	Ethylbenzene	2.0	U	2.0	0.40	
179601-23-1	m,p-Xylenes	4.0	U	4.0	0.66	
95-47-6	o-Xylene	2.0	U	2.0	0.40	
100-42-5	Styrene	2.0	U	2.0	0.40	
75-25-2	Bromoform	2.0	U	2.0	0.84	
79-34-5	1,1,2,2-Tetrachloroethane	2.0	U	2.0	0.50	

Client:	CB&I	**Service Request:**	R1509047
Project:	Textron Wheatfield/Annual Groundwater	**Date Collected:**	10/21/15 1445
Sample Matrix:	Water	**Date Received:**	10/22/15
		Date Analyzed:	10/26/15 21:10
Sample Name:	BAT-89-14(1)-151021	**Units:**	µg/L
Lab Code:	R1509047-011	**Basis:**	NA

Volatile Organic Compounds by GC/MS

Analytical Method:	8260C	**Analysis Lot:**	468926
Prep Method:	EPA 5030C		
Data File Name:	I:\ACQUDATA\msvoa10\data\102615\F3466.D\	**Instrument Name:**	R-MS-10
		Dilution Factor:	2

CAS No.	Analyte Name	Result	Q	MRL	MDL	Note

Surrogate Name	%Rec	Control Limits	Date Analyzed	Q
4-Bromofluorobenzene	103	85-122	10/26/15 21:10	
Toluene-d8	105	87-121	10/26/15 21:10	
Dibromofluoromethane	102	89-119	10/26/15 21:10	

Quantitation Report (QT Reviewed)

Data Path : I:\ACQUDATA\msvoa10\data\102615\
Data File : F3466.D
Acq On : 26 Oct 2015 9:10 pm
Operator : F. Naegler
Sample : R1509047-011|2.0 Inst : MSVOA10
Misc : CBI 13429 T4
ALS Vial : 24 Sample Multiplier: 1

Quant Time: Oct 30 12:02:50 2015
Quant Method : I:\ACQUDATA\MSVOA10\METHODS\W101915.M
Quant Title : MS#10 - 8260B WATERS 10mL Purge
QLast Update : Tue Oct 20 12:01:30 2015
Response via : Initial Calibration

Compound	R.T.	QIon	Response	Conc	Units		Dev(Min)
Internal Standards							
1) Pentafluorobenzene	5.671	168	631981	50.00	ug/L		0.00
41) 1,4-Difluorobenzene	6.714	114	929093	50.00	ug/L		0.00
70) d5-Chlorobenzene	9.957	117	839910	50.00	ug/L		0.00
90) 1,4-Dichlorobenzene-d4	11.987	152	439505	50.00	ug/L		0.00
System Monitoring Compounds							
43) surr4,Dibrflmethane	5.519	113	291067	51.07	ug/L		0.00
Spiked Amount 50.000	Range 89 - 119		Recovery =	102.14%			
46) surr1,1,2-dichloroetha...	6.025	65	423160	55.20	ug/L		0.00
Spiked Amount 50.000	Range 73 - 125		Recovery =	110.40%			
64) SURR3,Toluene-d8	8.488	98	1109264	52.40	ug/L		0.00
Spiked Amount 50.000	Range 87 - 121		Recovery =	104.80%			
69) SURR2,BFB	11.018	95	433557	51.29	ug/L		0.00
Spiked Amount 50.000	Range 85 - 122		Recovery =	102.58%			
Target Compounds							Qvalue
4) Vinyl Chloride	1.373	62	1155426	109.48	ug/L		85
5) Bromomethane	1.654	94	296	Below Cal		#	4
13) 1,1-Diclethene	2.355	96	2051	0.41	ug/L	#	24
15) Acetone	2.416	43	3761	0.66	ug/L		70
26) trans-1,2-Dichloroethene	3.166	96	4567	0.80	ug/L	#	88
27) 1,1-Diclethane	3.702	63	96936	8.23	ug/L		97
33) cis-1,2-Dichloroethene	4.623	96	356491	55.73	ug/L		96
40) 1,1,1-Trichloroethane	5.507	97	4371m	0.55	ug/L		
53) Trichloroethene	7.037	130	4645	0.73	ug/L	#	79

(#) = qualifier out of range (m) = manual integration (+) = signals summed

FJ 10/30/15

Quantitation Report (Qedit)

Data Path : I:\ACQUDATA\msvoa10\data\102615\
Data File : F3466.D
Acq On : 26 Oct 2015 9:10 pm
Operator : F. Naegler
Sample : R1509047-011|2.0 Inst : MSVOA10
Misc : CBI 13429 T4
ALS Vial : 24 Sample Multiplier: 1

Quant Time: Oct 26 21:25:13 2015
Quant Method : I:\ACQUDATA\MSVOA10\METHODS\W101915.M
Quant Title : MS#10 - 8260B WATERS 10mL Purge
QLast Update : Tue Oct 20 12:01:30 2015
Response via : Initial Calibration

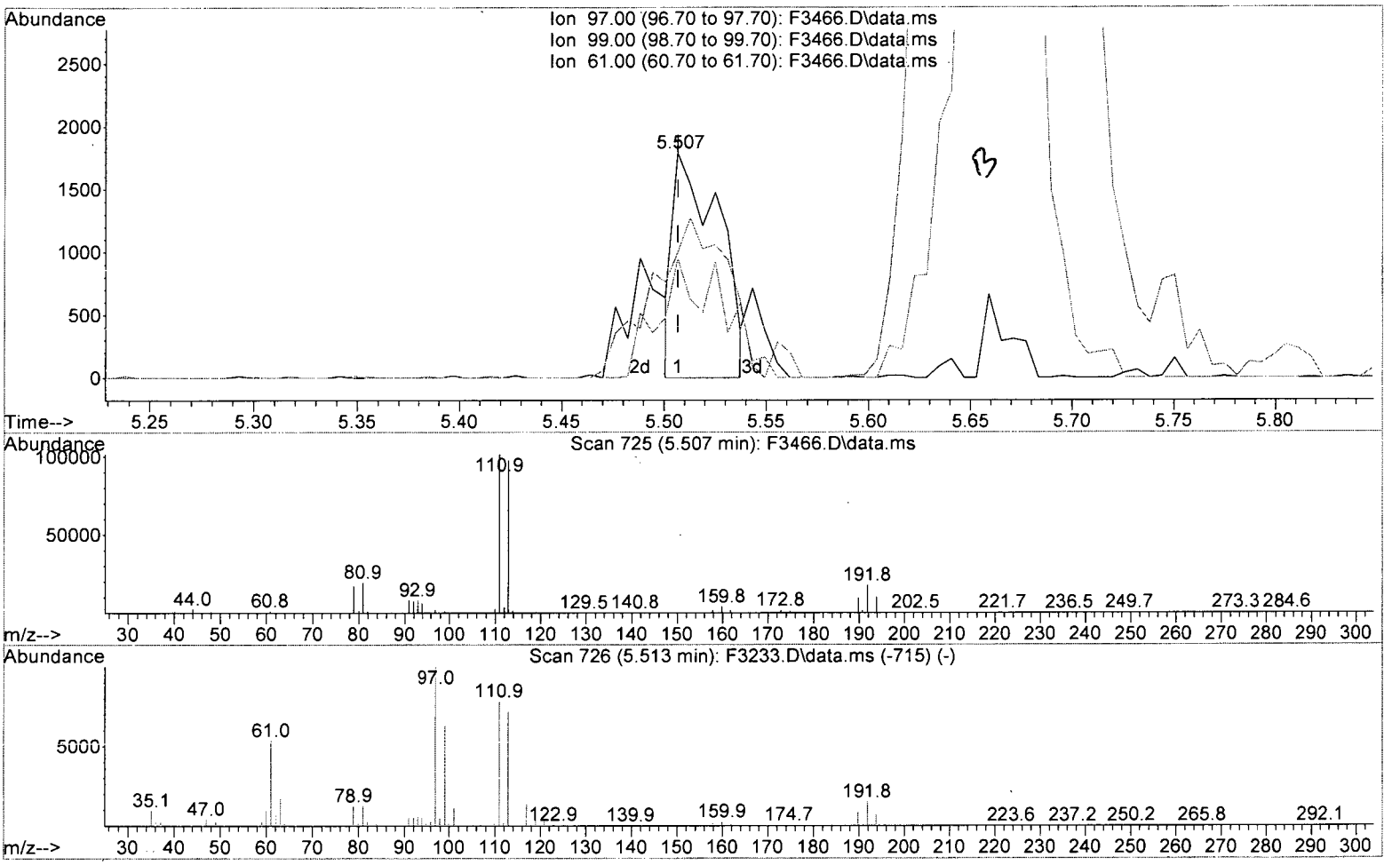

TIC: F3466.D\data.ms

(40) 1,1,1-Trichloroethane (P)

5.507min (-0.000) 0.35 ug/L

response 2765

Ion	Exp%	Act%
97.00	100	100
99.00	62.80	55.56
61.00	53.40	53.10
0.00	0.00	0.00

Quantitation Report (Qedit)

Data Path : I:\ACQUDATA\msvoa10\data\102615\
Data File : F3466.D
Acq On : 26 Oct 2015 9:10 pm
Operator : F. Naegler
Sample : R1509047-011|2.0 Inst : MSVOA10
Misc : CBI 13429 T4
ALS Vial : 24 Sample Multiplier: 1

Quant Time: Oct 26 21:25:13 2015
Quant Method : I:\ACQUDATA\MSVOA10\METHODS\W101915.M
Quant Title : MS#10 - 8260B WATERS 10mL Purge
QLast Update : Tue Oct 20 12:01:30 2015
Response via : Initial Calibration

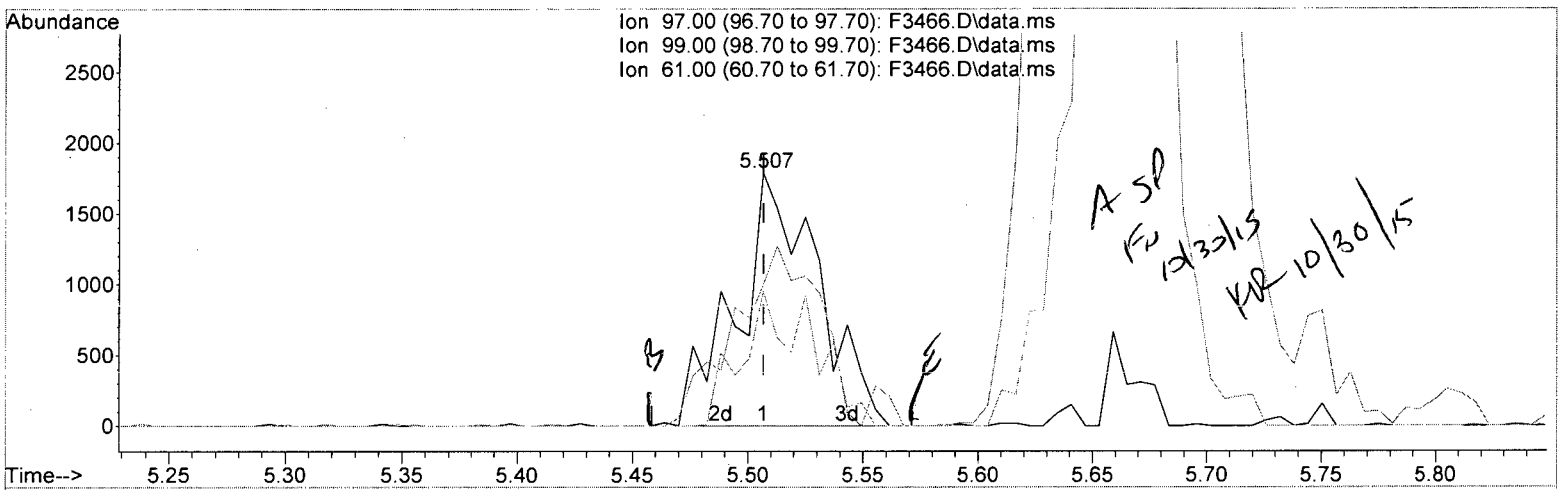

TIC: F3466.D\data.ms

(40) 1,1,1-Trichloroethane (P)

5.507min (-0.000) 0.55 ug/L m

response 4371

Ion	Exp%	Act%
97.00	100	100
99.00	62.80	55.56
61.00	53.40	53.10
0.00	0.00	0.00

Quantitation Report (QT Reviewed)

Data Path : I:\ACQUDATA\msvoa10\data\102615\
Data File : F3466.D
Acq On : 26 Oct 2015 9:10 pm
Operator : F. Naegler
Sample : R1509047-011|2.0 Inst : MSVOA10
Misc : CBI 13429 T4
ALS Vial : 24 Sample Multiplier: 1

Quant Time: Oct 30 12:02:50 2015
Quant Method : I:\ACQUDATA\MSVOA10\METHODS\W101915.M
Quant Title : MS#10 - 8260B WATERS 10mL Purge
QLast Update : Tue Oct 20 12:01:30 2015
Response via : Initial Calibration

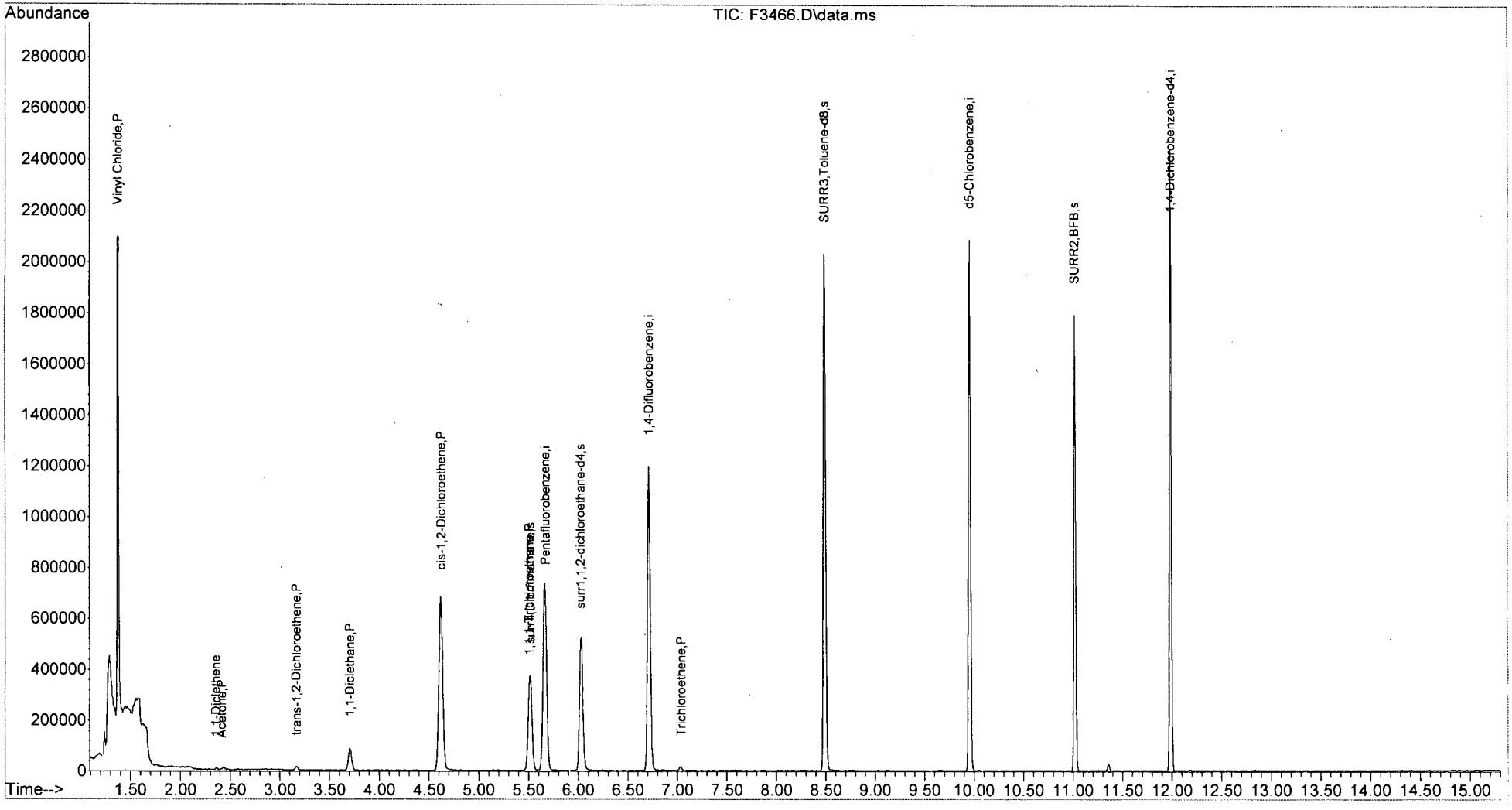

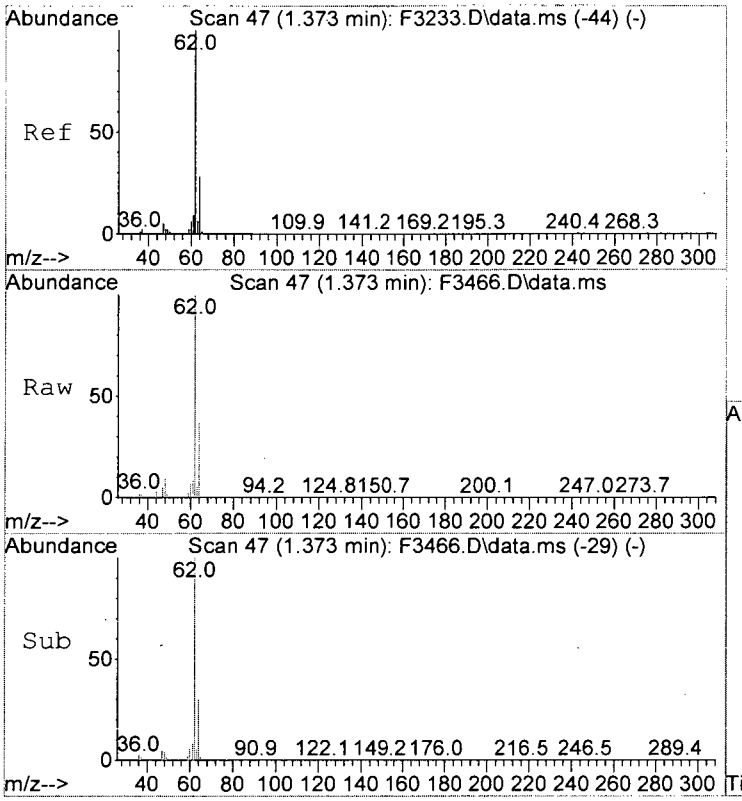

#4
Vinyl Chloride
Concen: 109.48 ug/L
RT: 1.373 min Scan# 47
Delta R.T. -0.006 min
Lab File: F3466.D
Acq: 26 Oct 2015 9:10 pm

Tgt Ion: 62 Resp: 1155426

Ion	Ratio	Lower	Upper
62	100		
64	36.6	8.4	48.4

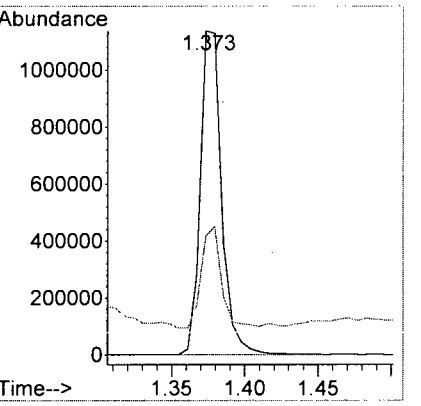

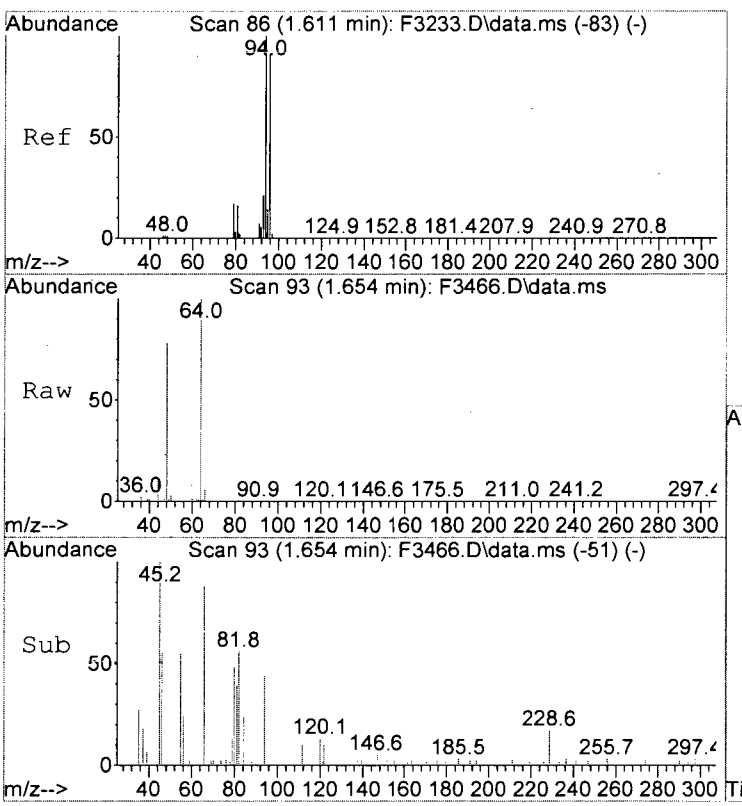

#5
Bromomethane
Concen: Below Cal
RT: 1.654 min Scan# 93
Delta R.T. 0.031 min
Lab File: F3466.D
Acq: 26 Oct 2015 9:10 pm

Tgt Ion: 94 Resp: 296

Ion	Ratio	Lower	Upper
94	100		
96	0.0	71.0	111.0#

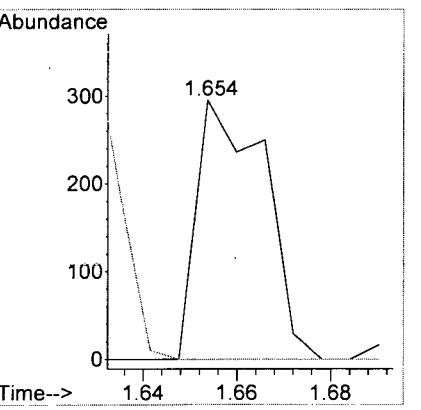

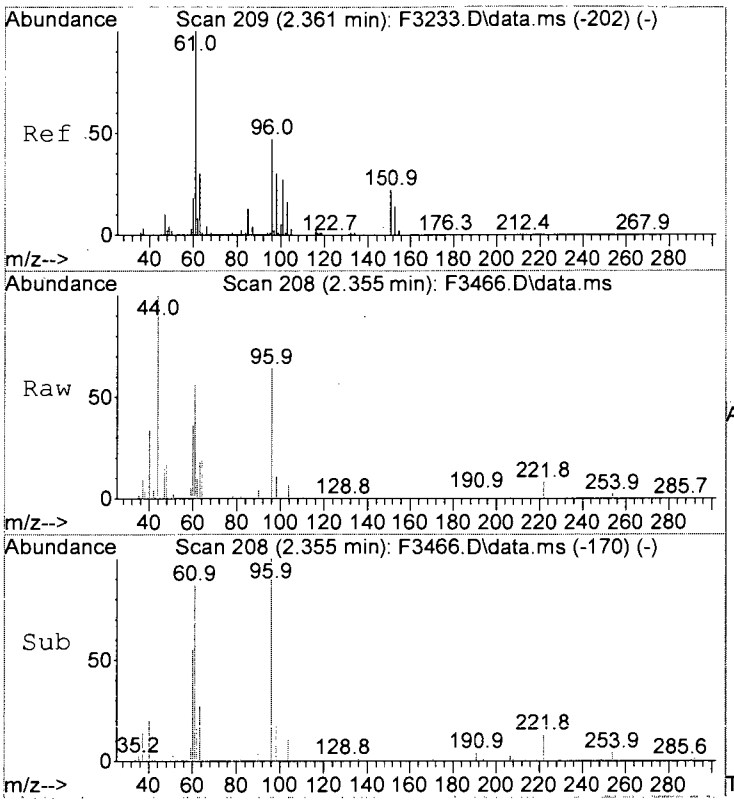

#13
1,1-Diclethene
Concen: 0.41 ug/L
RT: 2.355 min Scan# 208
Delta R.T. -0.018 min
Lab File: F3466.D
Acq: 26 Oct 2015 9:10 pm

Tgt Ion: 96 Resp: 2051

Ion	Ratio	Lower	Upper
96	100		
98	16.6	44.2	84.2#
61	86.8	192.7	232.7#

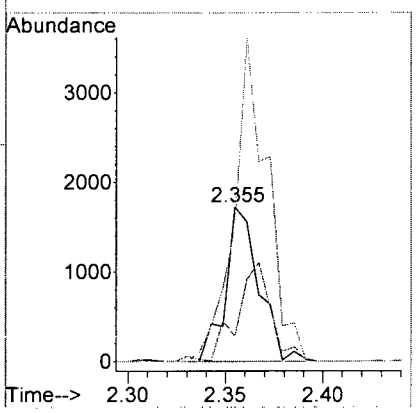

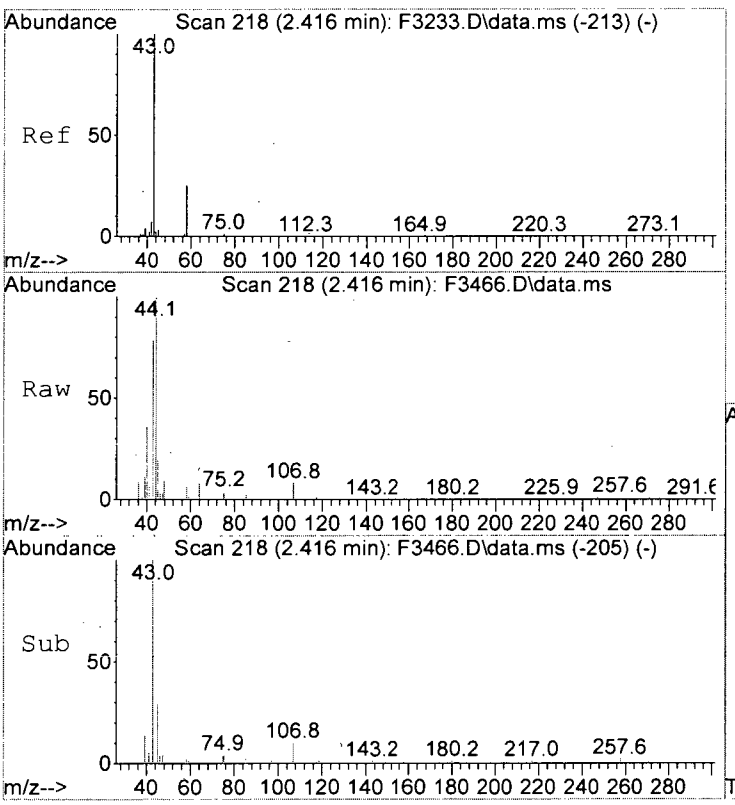

#15
Acetone
Concen: 0.66 ug/L
RT: 2.416 min Scan# 218
Delta R.T. 0.006 min
Lab File: F3466.D
Acq: 26 Oct 2015 9:10 pm

Tgt Ion: 43 Resp: 3761

Ion	Ratio	Lower	Upper
43	100		
58	8.3	4.3	44.3
42	0.0	0.0	27.3

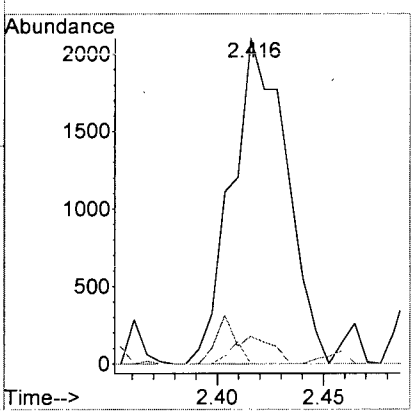

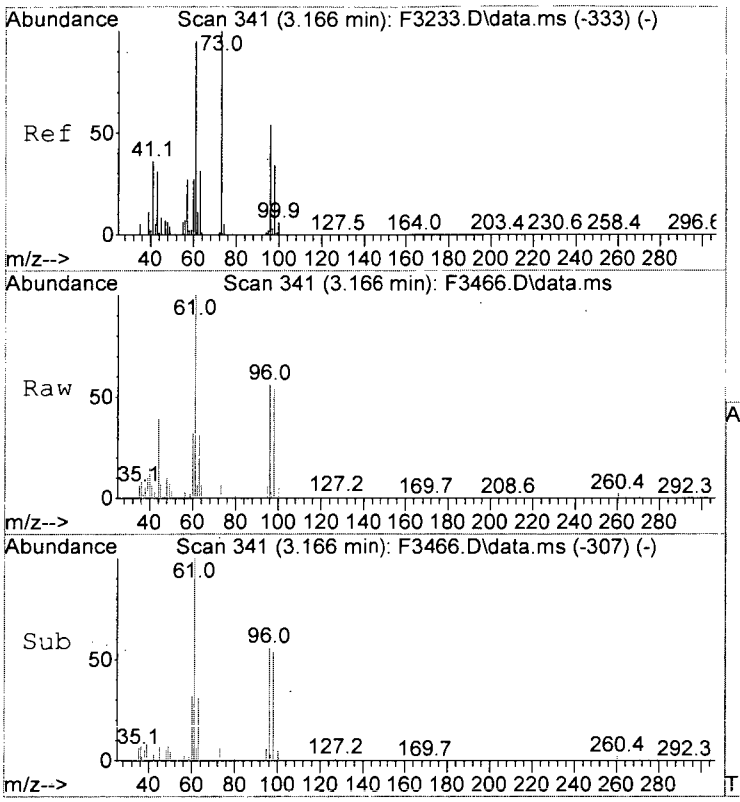

#26
trans-1,2-Dichloroethene
Concen: 0.80 ug/L
RT: 3.166 min Scan# 341
Delta R.T. -0.000 min
Lab File: F3466.D
Acq: 26 Oct 2015 9:10 pm

Tgt Ion: 96 Resp: 4567

Ion	Ratio	Lower	Upper
96	100		
98	95.7	42.3	82.3#
61	177.2	155.3	195.3

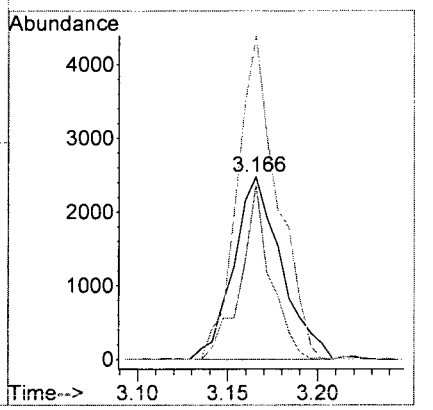

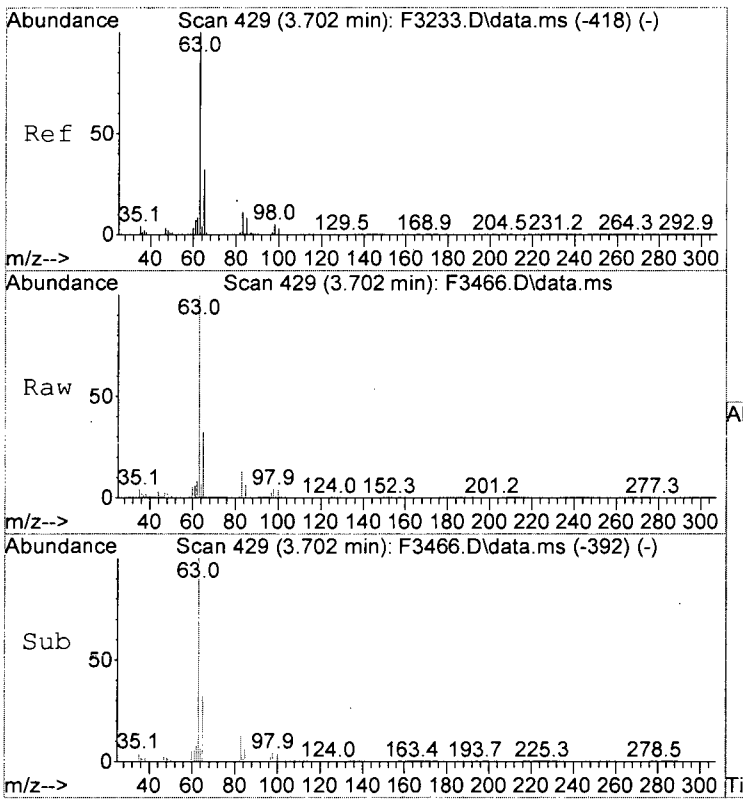

#27
1,1-Diclethane
Concen: 8.23 ug/L
RT: 3.702 min Scan# 429
Delta R.T. -0.000 min
Lab File: F3466.D
Acq: 26 Oct 2015 9:10 pm

Tgt Ion: 63 Resp: 96936

Ion	Ratio	Lower	Upper
63	100		
65	32.5	11.7	51.7
83	12.8	0.0	30.6

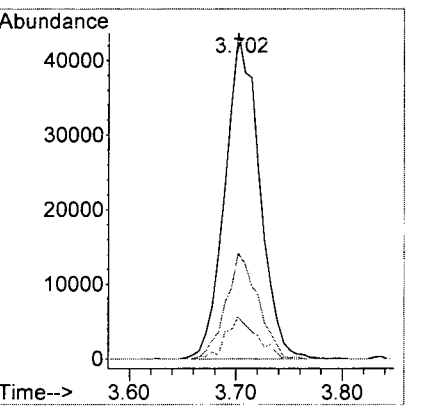

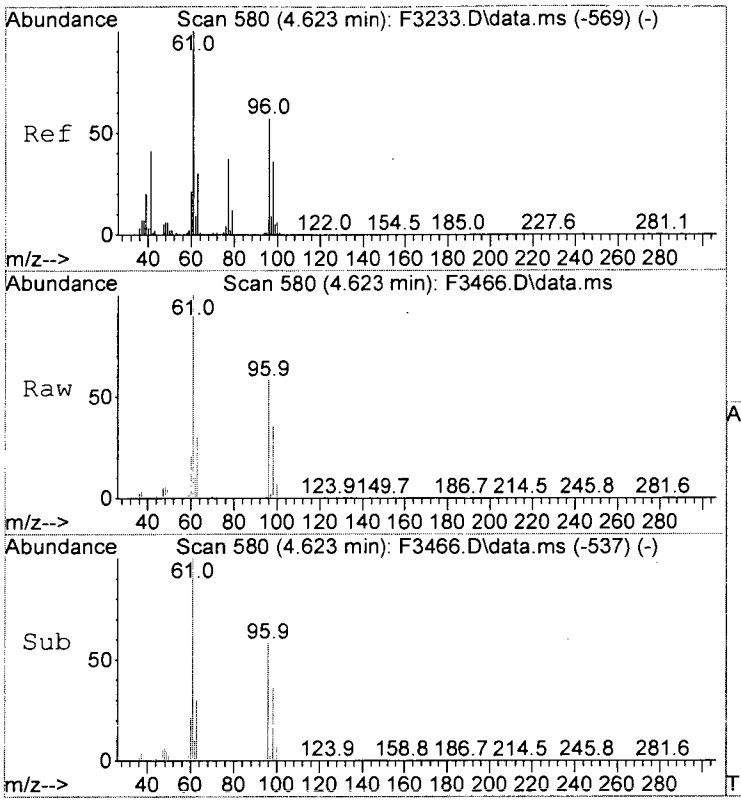

#33
cis-1,2-Dichloroethene
Concen: 55.73 ug/L
RT: 4.623 min Scan# 580
Delta R.T. 0.006 min
Lab File: F3466.D
Acq: 26 Oct 2015 9:10 pm

Tgt Ion: 96 Resp: 356491

Ion	Ratio	Lower	Upper
96	100		
61	171.1	157.0	197.0

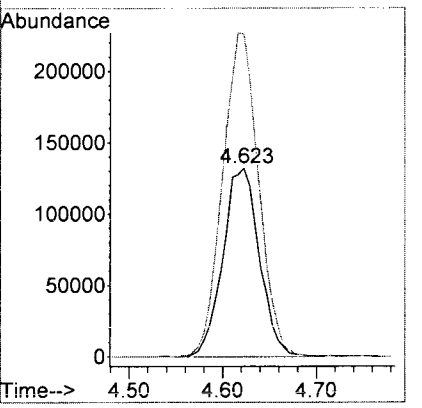

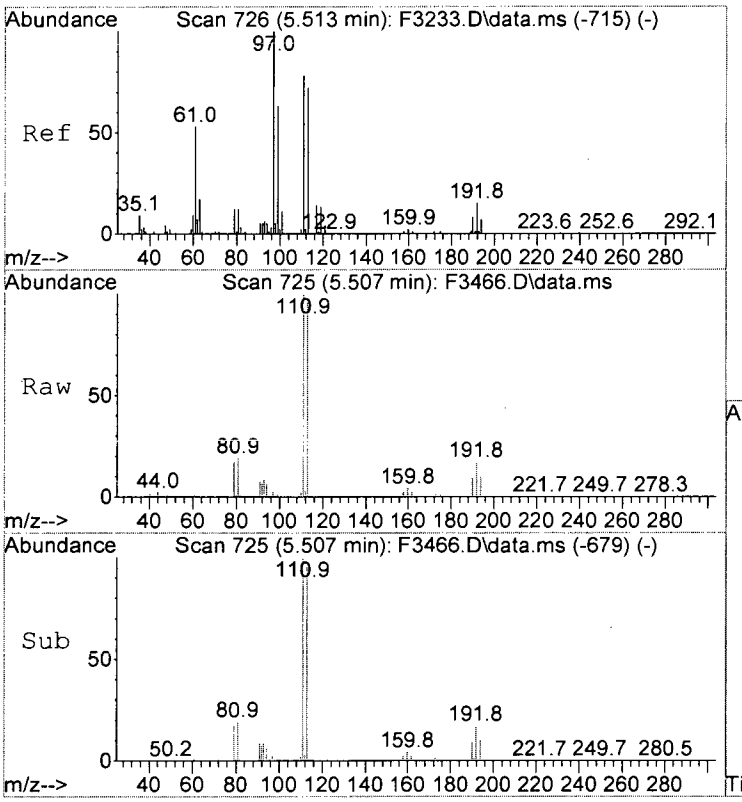

#40
1,1,1-Trichloroethane
Concen: 0.55 ug/L m
RT: 5.507 min Scan# 725
Delta R.T. -0.000 min
Lab File: F3466.D
Acq: 26 Oct 2015 9:10 pm

Tgt Ion: 97 Resp: 4371

Ion	Ratio	Lower	Upper
97	100		
99	55.6	42.8	82.8
61	53.1	33.4	73.4

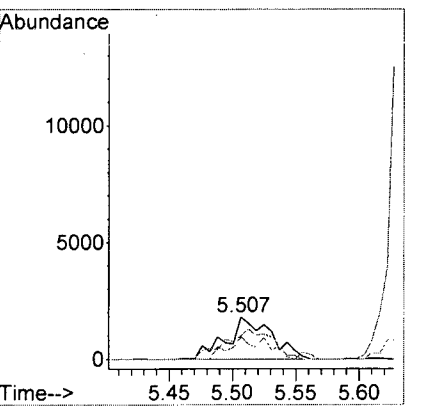

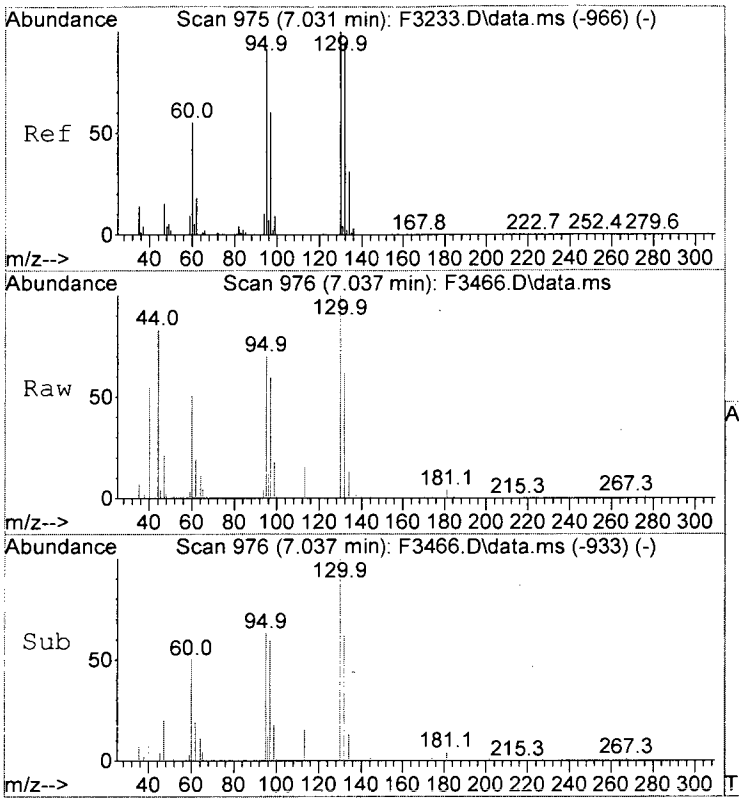

#53
Trichloroethene
Concen: 0.73 ug/L
RT: 7.037 min Scan# 976
Delta R.T. 0.012 min
Lab File: F3466.D
Acq: 26 Oct 2015 9:10 pm

Tgt Ion:130 Resp: 4645

Ion	Ratio	Lower	Upper
130	100		
132	62.4	74.1	114.1#
95	69.6	70.9	110.9#
97	58.7	39.7	79.7

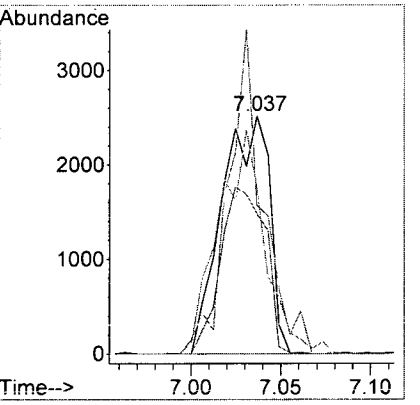

Client:	CB&I	**Service Request:**	R1509047
Project:	Textron Wheatfield/Annual Groundwater	**Date Collected:**	10/21/15 1505
Sample Matrix:	Water	**Date Received:**	10/22/15
		Date Analyzed:	10/23/15 13:44
Sample Name:	BAT-FB-1-151021	**Units:**	µg/L
Lab Code:	R1509047-012	**Basis:**	NA

Volatile Organic Compounds by GC/MS

Analytical Method:	8260C	**Analysis Lot:**	468624
Prep Method:	EPA 5030C		
Data File Name:	I:\ACQUDATA\msvoa10\data\102315\F3387.D\	**Instrument Name:**	R-MS-10
		Dilution Factor:	1

CAS No.	Analyte Name	Result	Q	MRL	MDL	Note
74-87-3	Chloromethane	1.0	U	1.0	0.21	
75-01-4	Vinyl Chloride	1.0	U	1.0	0.32	
75-00-3	Chloroethane	1.0	U	1.0	0.24	
74-83-9	Bromomethane	1.0	U	1.0	0.29	
75-35-4	1,1-Dichloroethene	1.0	U	1.0	0.57	
67-64-1	Acetone	5.0	U	5.0	1.3	
75-15-0	Carbon Disulfide	1.0	U	1.0	0.22	
75-09-2	Methylene Chloride	1.0	U	1.0	0.60	
156-60-5	trans-1,2-Dichloroethene	1.0	U	1.0	0.33	
75-34-3	1,1-Dichloroethane	1.0	U	1.0	0.20	
156-59-2	cis-1,2-Dichloroethene	1.0	U	1.0	0.30	
78-93-3	2-Butanone (MEK)	5.0	U	5.0	0.81	
67-66-3	Chloroform	1.0	U	1.0	0.25	
71-55-6	1,1,1-Trichloroethane	1.0	U	1.0	0.36	
56-23-5	Carbon Tetrachloride	1.0	U	1.0	0.45	
71-43-2	Benzene	1.0	U	1.0	0.20	
107-06-2	1,2-Dichloroethane	1.0	U	1.0	0.36	
79-01-6	Trichloroethene	1.0	U	1.0	0.22	
78-87-5	1,2-Dichloropropane	1.0	U	1.0	0.20	
75-27-4	Bromodichloromethane	1.0	U	1.0	0.32	
10061-01-5	cis-1,3-Dichloropropene	1.0	U	1.0	0.24	
108-10-1	4-Methyl-2-pentanone (MIBK)	5.0	U	5.0	0.67	
108-88-3	Toluene	1.0	U	1.0	0.20	
10061-02-6	trans-1,3-Dichloropropene	1.0	U	1.0	0.20	
79-00-5	1,1,2-Trichloroethane	1.0	U	1.0	0.34	
127-18-4	Tetrachloroethene	1.0	U	1.0	0.30	
591-78-6	2-Hexanone	5.0	U	5.0	1.7	
124-48-1	Dibromochloromethane	1.0	U	1.0	0.31	
108-90-7	Chlorobenzene	1.0	U	1.0	0.29	
100-41-4	Ethylbenzene	1.0	U	1.0	0.20	
179601-23-1	m,p-Xylenes	2.0	U	2.0	0.33	
95-47-6	o-Xylene	1.0	U	1.0	0.20	
100-42-5	Styrene	1.0	U	1.0	0.20	
75-25-2	Bromoform	1.0	U	1.0	0.42	
79-34-5	1,1,2,2-Tetrachloroethane	1.0	U	1.0	0.25	

Client:	CB&I	**Service Request:**	R1509047
Project:	Textron Wheatfield/Annual Groundwater	**Date Collected:**	10/21/15 1505
Sample Matrix:	Water	**Date Received:**	10/22/15
		Date Analyzed:	10/23/15 13:44
Sample Name:	BAT-FB-1-151021	**Units:**	µg/L
Lab Code:	R1509047-012	**Basis:**	NA

Volatile Organic Compounds by GC/MS

Analytical Method:	8260C	**Analysis Lot:**	468624
Prep Method:	EPA 5030C		
Data File Name:	I:\ACQUDATA\msvoa10\data\102315\F3387.D\	**Instrument Name:**	R-MS-10
		Dilution Factor:	1

CAS No.	Analyte Name	Result	Q	MRL	MDL	Note

Surrogate Name	%Rec	Control Limits	Date Analyzed	Q
4-Bromofluorobenzene	101	85-122	10/23/15 13:44	
Toluene-d8	104	87-121	10/23/15 13:44	
Dibromofluoromethane	101	89-119	10/23/15 13:44	

Quantitation Report (QT Reviewed)

Data Path : I:\ACQUDATA\msvoa10\data\102315\
Data File : F3387.D
Acq On : 23 Oct 2015 1:44 pm
Operator : F. Naegler
Sample : R1509047-012|1.0 Inst : MSVOA10
Misc : CBI 13429 T4
ALS Vial : 6 Sample Multiplier: 1

Quant Time: Oct 29 10:52:42 2015
Quant Method : I:\ACQUDATA\MSVOA10\METHODS\W101915.M
Quant Title : MS#10 - 8260B WATERS 10mL Purge
QLast Update : Tue Oct 20 12:01:30 2015
Response via : Initial Calibration

Compound	R.T.	QIon	Response	Conc	Units	Dev(Min)
Internal Standards						
1) Pentafluorobenzene	5.665	168	655139	50.00	ug/L	0.00
41) 1,4-Difluorobenzene	6.714	114	960736	50.00	ug/L	0.00
70) d5-Chlorobenzene	9.957	117	878126	50.00	ug/L	0.00
90) 1,4-Dichlorobenzene-d4	11.987	152	450712	50.00	ug/L	0.00
System Monitoring Compounds						
43) surr4,Dibrflmethane	5.519	113	296925	50.38	ug/L	0.00
Spiked Amount 50.000	Range 89 - 119		Recovery = 100.76%			
46) surr1,1,2-dichloroetha...	6.031	65	422734	53.33	ug/L	0.00
Spiked Amount 50.000	Range 73 - 125		Recovery = 106.66%			
64) SURR3,Toluene-d8	8.488	98	1138548	52.01	ug/L	0.00
Spiked Amount 50.000	Range 87 - 121		Recovery = 104.02%			
69) SURR2,BFB	11.018	95	441662	50.53	ug/L	0.00
Spiked Amount 50.000	Range 85 - 122		Recovery = 101.06%			
Target Compounds						Qvalue
5) Bromomethane	1.611	94	683	Below Cal	#	6
15) Acetone	2.428	43	3830m	0.65	ug/L	
79) 4-Chlorobenzotrifluoride	10.055	180	1991	0.22	ug/L #	60

(#) = qualifier out of range (m) = manual integration (+) = signals summed

FV
1/12/15

Data Path : I:\ACQUDATA\msvoa10\data\102315\
Data File : F3387.D
Acq On : 23 Oct 2015 1:44 pm
Operator : F. Naegler
Sample : R1509047-012|1.0 Inst : MSVOA10
Misc : CBI 13429 T4
ALS Vial : 6 Sample Multiplier: 1

Quant Time: Oct 23 13:58:29 2015
Quant Method : I:\ACQUDATA\MSVOA10\METHODS\W101915.M
Quant Title : MS#10 - 8260B WATERS 10mL Purge
QLast Update : Tue Oct 20 12:01:30 2015
Response via : Initial Calibration

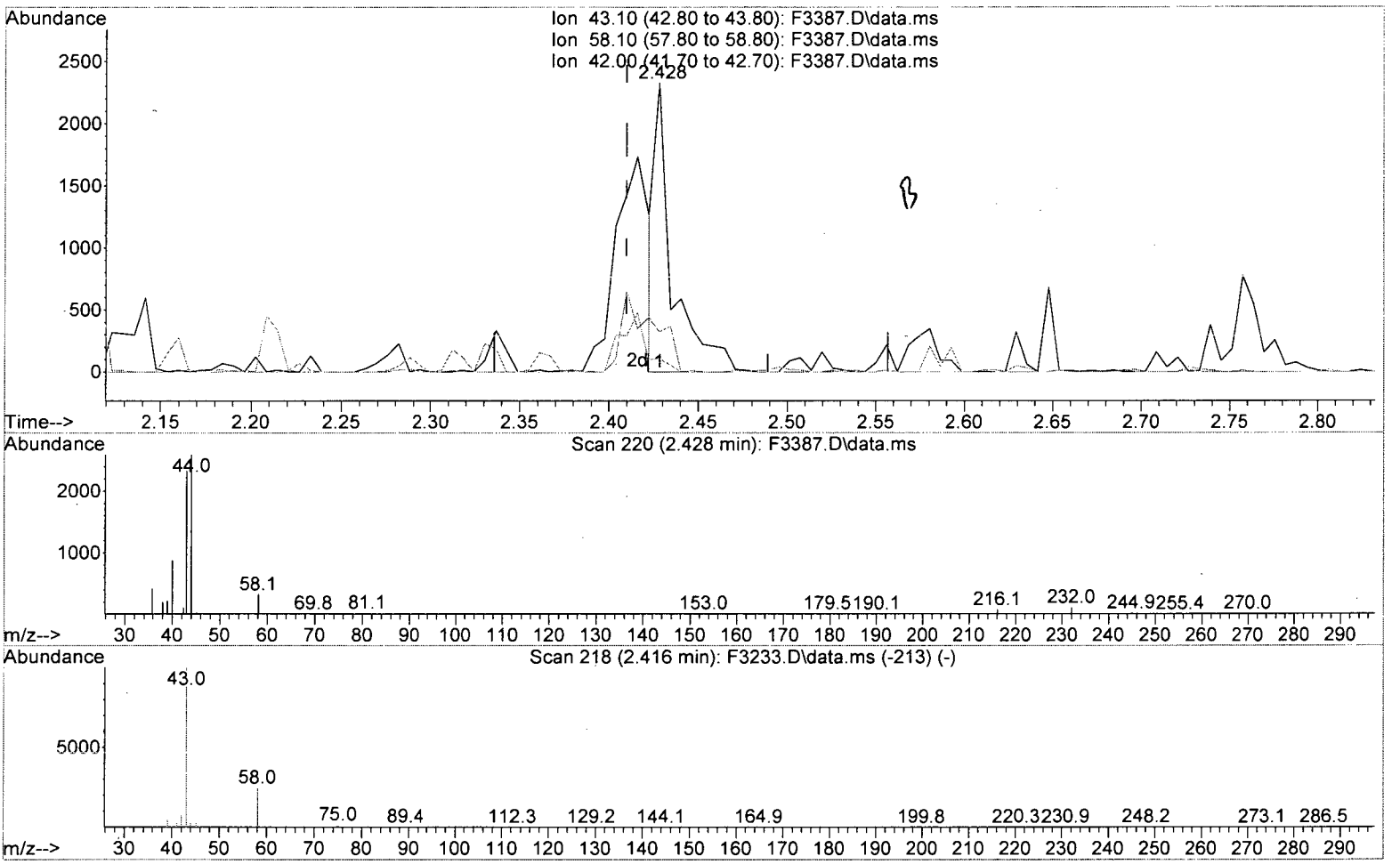

TIC: F3387.D\data.ms

(15) Acetone (P)

2.428min (+0.018) 0.27 ug/L

response 1614

Ion	Exp%	Act%
43.10	100	100
58.10	24.30	13.94
42.00	7.30	4.65
0.00	0.00	0.00

Quantitation Report (Qedit)

Data Path : I:\ACQUDATA\msvoa10\data\102315\
Data File : F3387.D
Acq On : 23 Oct 2015 1:44 pm
Operator : F. Naegler
Sample : R1509047-012|1.0 Inst : MSVOA10
Misc : CBI 13429 T4
ALS Vial : 6 Sample Multiplier: 1

Quant Time: Oct 23 13:58:29 2015
Quant Method : I:\ACQUDATA\MSVOA10\METHODS\W101915.M
Quant Title : MS#10 - 8260B WATERS 10mL Purge
QLast Update : Tue Oct 20 12:01:30 2015
Response via : Initial Calibration

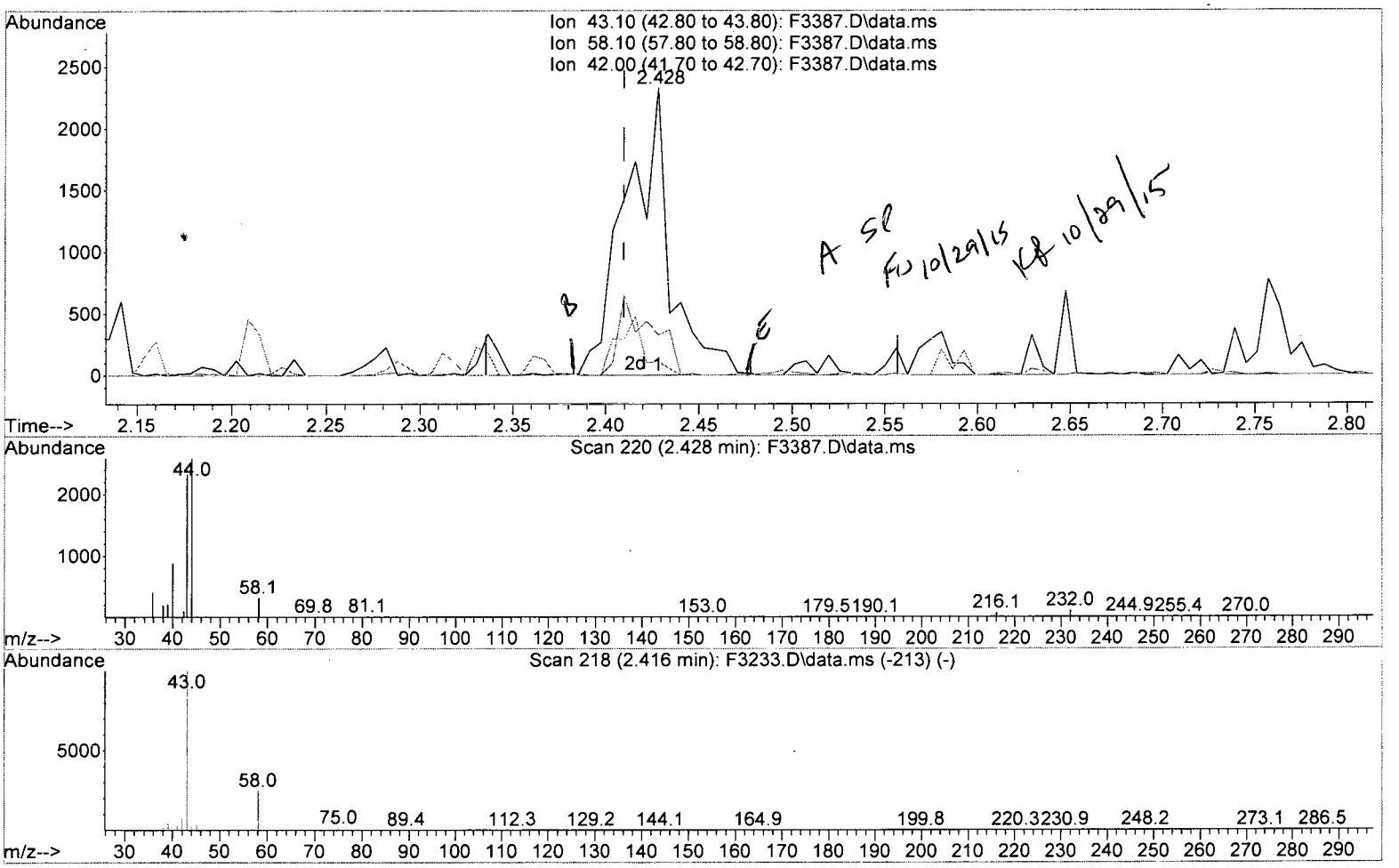

TIC: F3387.D\data.ms

(15) Acetone (P)

2.428min (+0.018) 0.65 ug/L m

response 3830

Ion	Exp%	Act%
43.10	100	100
58.10	24.30	13.94
42.00	7.30	4.65
0.00	0.00	0.00

Quantitation Report (QT Reviewed)

Data Path : I:\ACQUDATA\msvoa10\data\102315\
Data File : F3387.D
Acq On : 23 Oct 2015 1:44 pm
Operator : F. Naegler
Sample : R1509047-012|1.0 Inst : MSVOA10
Misc : CBI 13429 T4
ALS Vial : 6 Sample Multiplier: 1

Quant Time: Oct 29 10:52:42 2015
Quant Method : I:\ACQUDATA\MSVOA10\METHODS\W101915.M
Quant Title : MS#10 - 8260B WATERS 10mL Purge
QLast Update : Tue Oct 20 12:01:30 2015
Response via : Initial Calibration

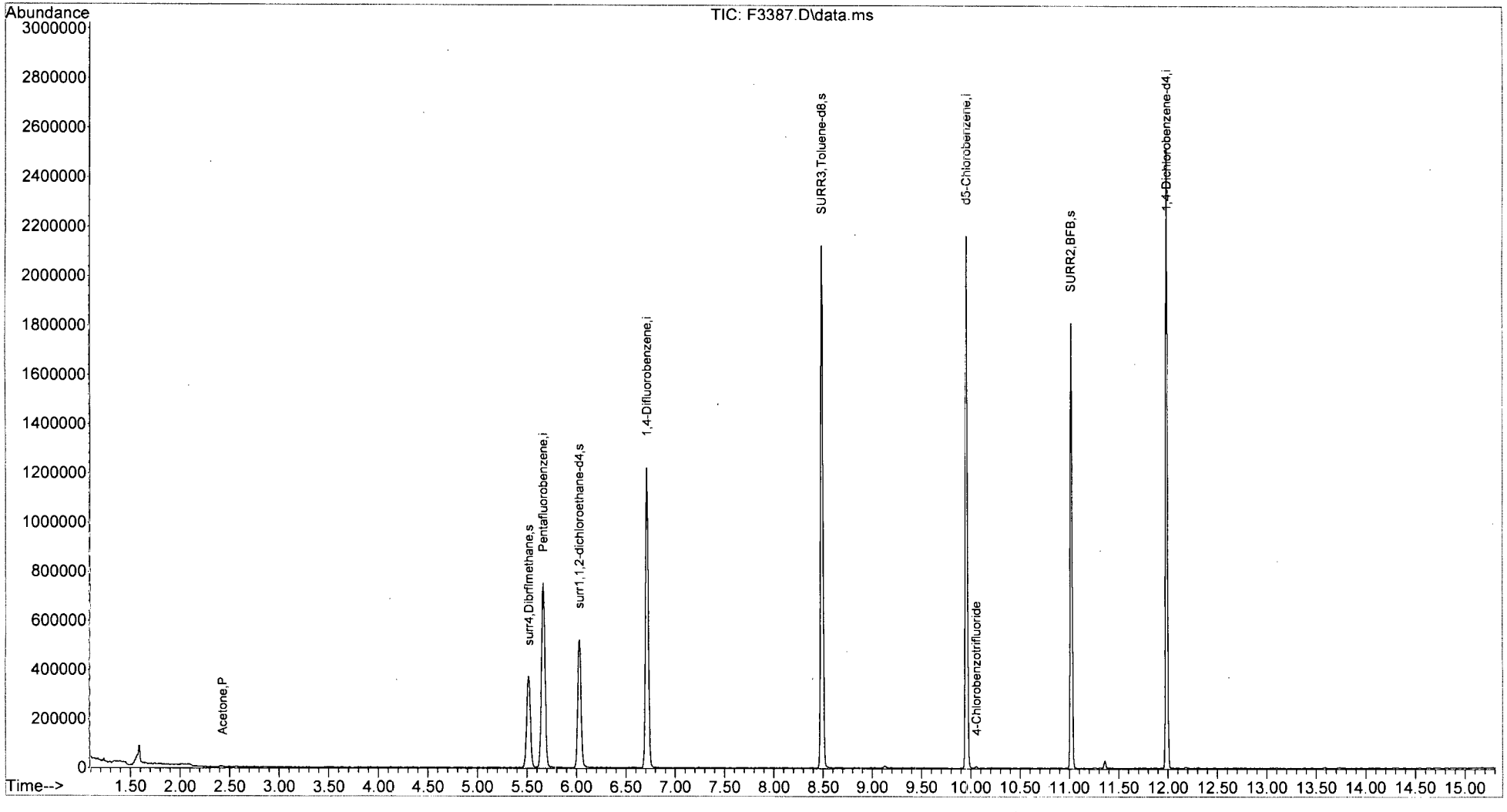

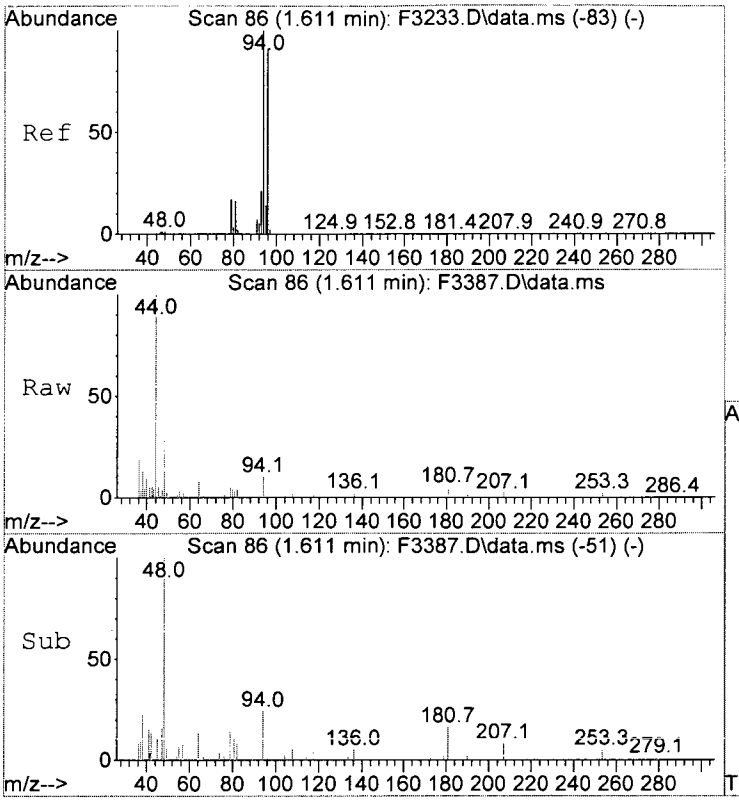

#5
Bromomethane
Concen: Below Cal
RT: 1.611 min Scan# 86
Delta R.T. -0.012 min
Lab File: F3387.D
Acq: 23 Oct 2015 1:44 pm

Tgt Ion: 94 Resp: 683

Ion	Ratio	Lower	Upper
94	100		
96	1.8	71.0	111.0#

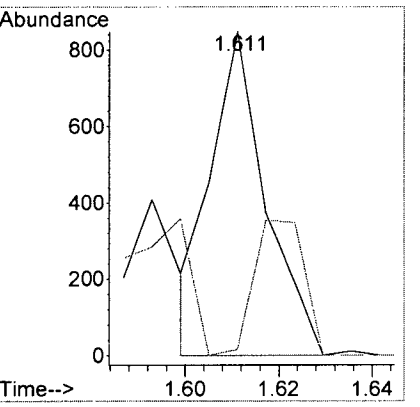

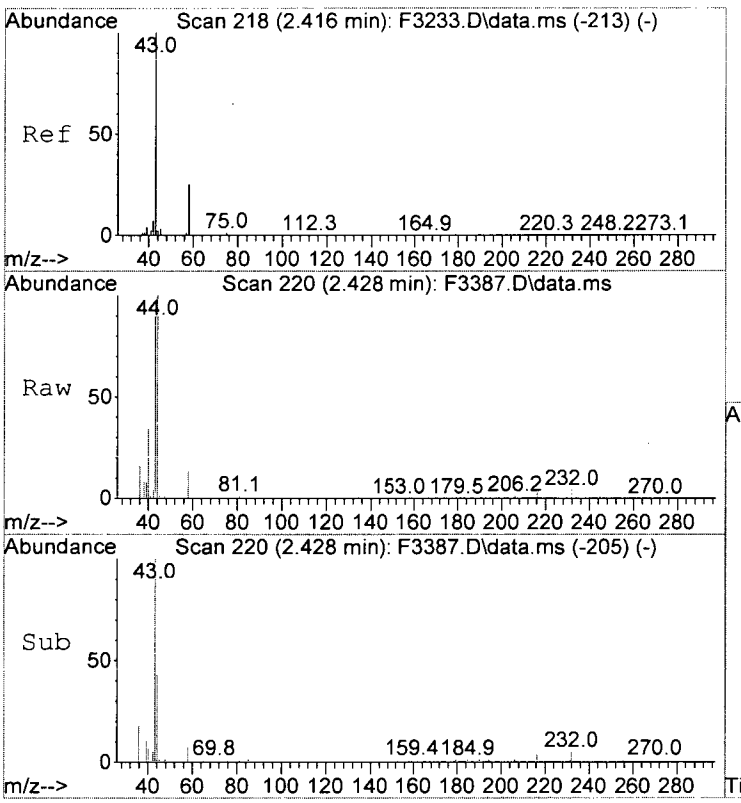

#15
Acetone
Concen: 0.65 ug/L m
RT: 2.428 min Scan# 220
Delta R.T. 0.018 min
Lab File: F3387.D
Acq: 23 Oct 2015 1:44 pm

Tgt Ion: 43 Resp: 3830

Ion	Ratio	Lower	Upper
43	100		
58	13.9	4.3	44.3
42	4.6	0.0	27.3

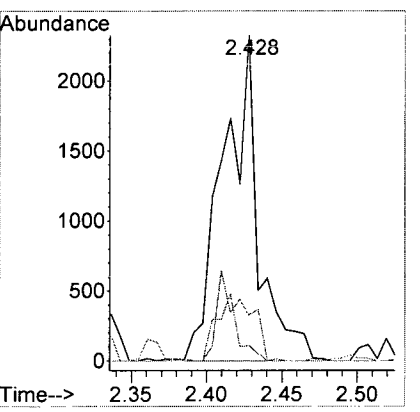

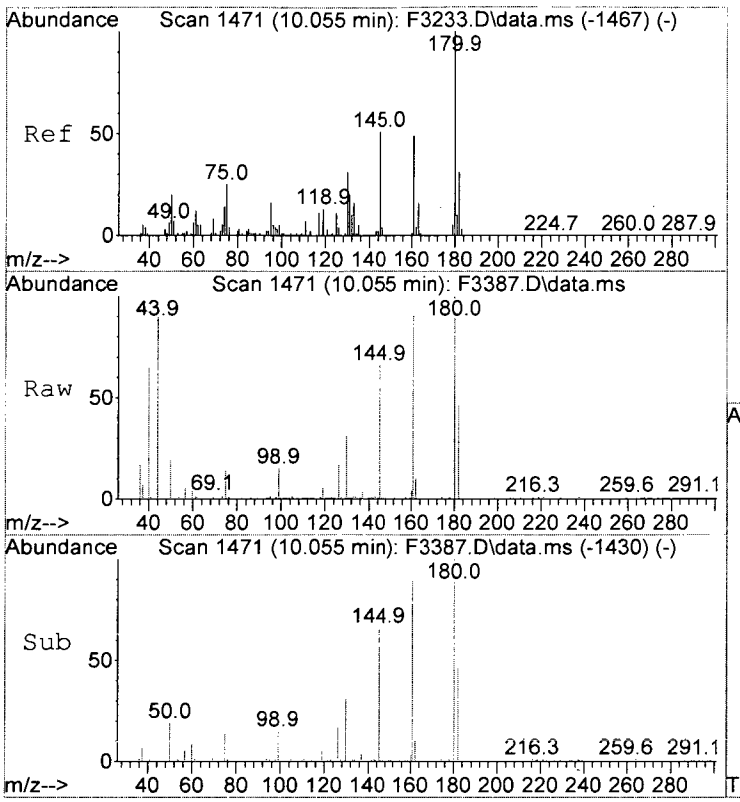

#79
4-Chlorobenzotrifluoride
Concen: 0.22 ug/L
RT: 10.055 min Scan# 1471
Delta R.T. -0.000 min
Lab File: F3387.D
Acq: 23 Oct 2015 1:44 pm

Tgt Ion:180 Resp: 1991

Ion	Ratio	Lower	Upper
180	100		
145	65.6	31.3	71.3
161	90.5	29.2	69.2#

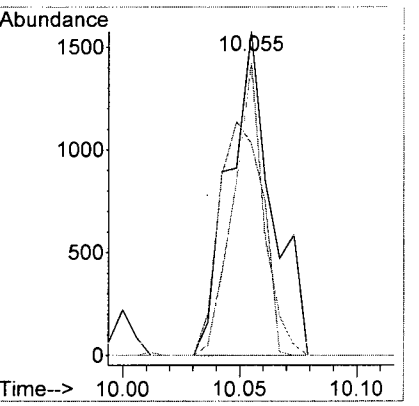

Client:	CB&I	**Service Request:**	R1509047
Project:	Textron Wheatfield/Annual Groundwater	**Date Collected:**	10/21/15 1530
Sample Matrix:	Water	**Date Received:**	10/22/15
		Date Analyzed:	10/23/15 18:35
Sample Name:	BAT-87-02-(3)-151021	**Units:**	µg/L
Lab Code:	R1509047-013	**Basis:**	NA

Volatile Organic Compounds by GC/MS

Analytical Method:	8260C	**Analysis Lot:**	468624
Prep Method:	EPA 5030C		
Data File Name:	I:\ACQUDATA\msvoa10\data\102315\F3399.D\	**Instrument Name:**	R-MS-10
		Dilution Factor:	1

CAS No.	Analyte Name	Result	Q	MRL	MDL	Note
74-87-3	Chloromethane	1.0	U	1.0	0.21	
75-01-4	Vinyl Chloride	1.0	U	1.0	0.32	
75-00-3	Chloroethane	1.0	U	1.0	0.24	
74-83-9	Bromomethane	1.0	U	1.0	0.29	
75-35-4	1,1-Dichloroethene	1.0	U	1.0	0.57	
67-64-1	Acetone	5.0	U	5.0	1.3	
75-15-0	Carbon Disulfide	**7.2**		1.0	0.22	
75-09-2	Methylene Chloride	1.0	U	1.0	0.60	
156-60-5	trans-1,2-Dichloroethene	1.0	U	1.0	0.33	
75-34-3	1,1-Dichloroethane	1.0	U	1.0	0.20	
156-59-2	cis-1,2-Dichloroethene	**0.47**	J	1.0	0.30	
78-93-3	2-Butanone (MEK)	5.0	U	5.0	0.81	
67-66-3	Chloroform	1.0	U	1.0	0.25	
71-55-6	1,1,1-Trichloroethane	1.0	U	1.0	0.36	
56-23-5	Carbon Tetrachloride	1.0	U	1.0	0.45	
71-43-2	Benzene	1.0	U	1.0	0.20	
107-06-2	1,2-Dichloroethane	1.0	U	1.0	0.36	
79-01-6	Trichloroethene	1.0	U	1.0	0.22	
78-87-5	1,2-Dichloropropane	1.0	U	1.0	0.20	
75-27-4	Bromodichloromethane	1.0	U	1.0	0.32	
10061-01-5	cis-1,3-Dichloropropene	1.0	U	1.0	0.24	
108-10-1	4-Methyl-2-pentanone (MIBK)	5.0	U	5.0	0.67	
108-88-3	Toluene	1.0	U	1.0	0.20	
10061-02-6	trans-1,3-Dichloropropene	1.0	U	1.0	0.20	
79-00-5	1,1,2-Trichloroethane	1.0	U	1.0	0.34	
127-18-4	Tetrachloroethene	1.0	U	1.0	0.30	
591-78-6	2-Hexanone	5.0	U	5.0	1.7	
124-48-1	Dibromochloromethane	1.0	U	1.0	0.31	
108-90-7	Chlorobenzene	1.0	U	1.0	0.29	
100-41-4	Ethylbenzene	1.0	U	1.0	0.20	
179601-23-1	m,p-Xylenes	2.0	U	2.0	0.33	
95-47-6	o-Xylene	1.0	U	1.0	0.20	
100-42-5	Styrene	1.0	U	1.0	0.20	
75-25-2	Bromoform	1.0	U	1.0	0.42	
79-34-5	1,1,2,2-Tetrachloroethane	1.0	U	1.0	0.25	

ALS Group USA, Corp. dba ALS Environmental

Analytical Report

Client:	CB&I	**Service Request:**	R1509047
Project:	Textron Wheatfield/Annual Groundwater	**Date Collected:**	10/21/15 1530
Sample Matrix:	Water	**Date Received:**	10/22/15
		Date Analyzed:	10/23/15 18:35
Sample Name:	BAT-87-02-(3)-151021	**Units:**	µg/L
Lab Code:	R1509047-013	**Basis:**	NA

Volatile Organic Compounds by GC/MS

Analytical Method:	8260C	**Analysis Lot:**	468624
Prep Method:	EPA 5030C		
Data File Name:	I:\ACQUDATA\msvoa10\data\102315\F3399.D\	**Instrument Name:**	R-MS-10
		Dilution Factor:	1

CAS No.	Analyte Name	Result	Q	MRL	MDL	Note

Surrogate Name	%Rec	Control Limits	Date Analyzed	Q
4-Bromofluorobenzene	98	85-122	10/23/15 18:35	
Toluene-d8	104	87-121	10/23/15 18:35	
Dibromofluoromethane	104	89-119	10/23/15 18:35	

Quantitation Report (QT Reviewed)

Data Path : I:\ACQUDATA\msvoa10\data\102315\
Data File : F3399.D
Acq On : 23 Oct 2015 6:35 pm
Operator : F. Naegler
Sample : R1509047-013|1.0 Inst : MSVOA10
Misc : CBI 13429 T4
ALS Vial : 18 Sample Multiplier: 1

Quant Time: Oct 29 13:07:33 2015
Quant Method : I:\ACQUDATA\MSVOA10\METHODS\W101915.M
Quant Title : MS#10 - 8260B WATERS 10mL Purge
QLast Update : Tue Oct 20 12:01:30 2015
Response via : Initial Calibration

Compound	R.T.	QIon	Response	Conc	Units	Dev(Min)
Internal Standards						
1) Pentafluorobenzene	5.665	168	634359	50.00	ug/L	0.00
41) 1,4-Difluorobenzene	6.714	114	936219	50.00	ug/L	0.00
70) d5-Chlorobenzene	9.957	117	862735	50.00	ug/L	0.00
90) 1,4-Dichlorobenzene-d4	11.987	152	440395	50.00	ug/L	0.00
System Monitoring Compounds						
43) surr4,Dibrflmethane	5.513	113	299307	52.11	ug/L	0.00
Spiked Amount 50.000	Range 89 - 119		Recovery = 104.22%			
46) surr1,1,2-dichloroetha...	6.031	65	414667	53.68	ug/L	0.00
Spiked Amount 50.000	Range 73 - 125		Recovery = 107.36%			
64) SURR3,Toluene-d8	8.488	98	1108956	51.99	ug/L	0.00
Spiked Amount 50.000	Range 87 - 121		Recovery = 103.98%			
69) SURR2,BFB	11.018	95	416693	48.92	ug/L	0.00
Spiked Amount 50.000	Range 85 - 122		Recovery = 97.84%			
Target Compounds						Qvalue
5) Bromomethane	1.599	94	305	Below Cal	#	40
15) Acetone	2.416	43	2875	0.50	ug/L	71
18) Carbon Disulfide	2.568	76	105896m	7.16	ug/L	
33) cis-1,2-Dichloroethene	4.617	96	3007m	0.47	ug/L	

(#) = qualifier out of range (m) = manual integration (+) = signals summed

FW 10/29/15

Quantitation Report (Qedit)

Data Path : I:\ACQUDATA\msvoa10\data\102315\
Data File : F3399.D
Acq On : 23 Oct 2015 6:35 pm
Operator : F. Naegler
Sample : R1509047-013|1.0 Inst : MSVOA10
Misc : CBI 13429 T4
ALS Vial : 18 Sample Multiplier: 1

Quant Time: Oct 23 18:49:56 2015
Quant Method : I:\ACQUDATA\MSVOA10\METHODS\W101915.M
Quant Title : MS#10 - 8260B WATERS 10mL Purge
QLast Update : Tue Oct 20 12:01:30 2015
Response via : Initial Calibration

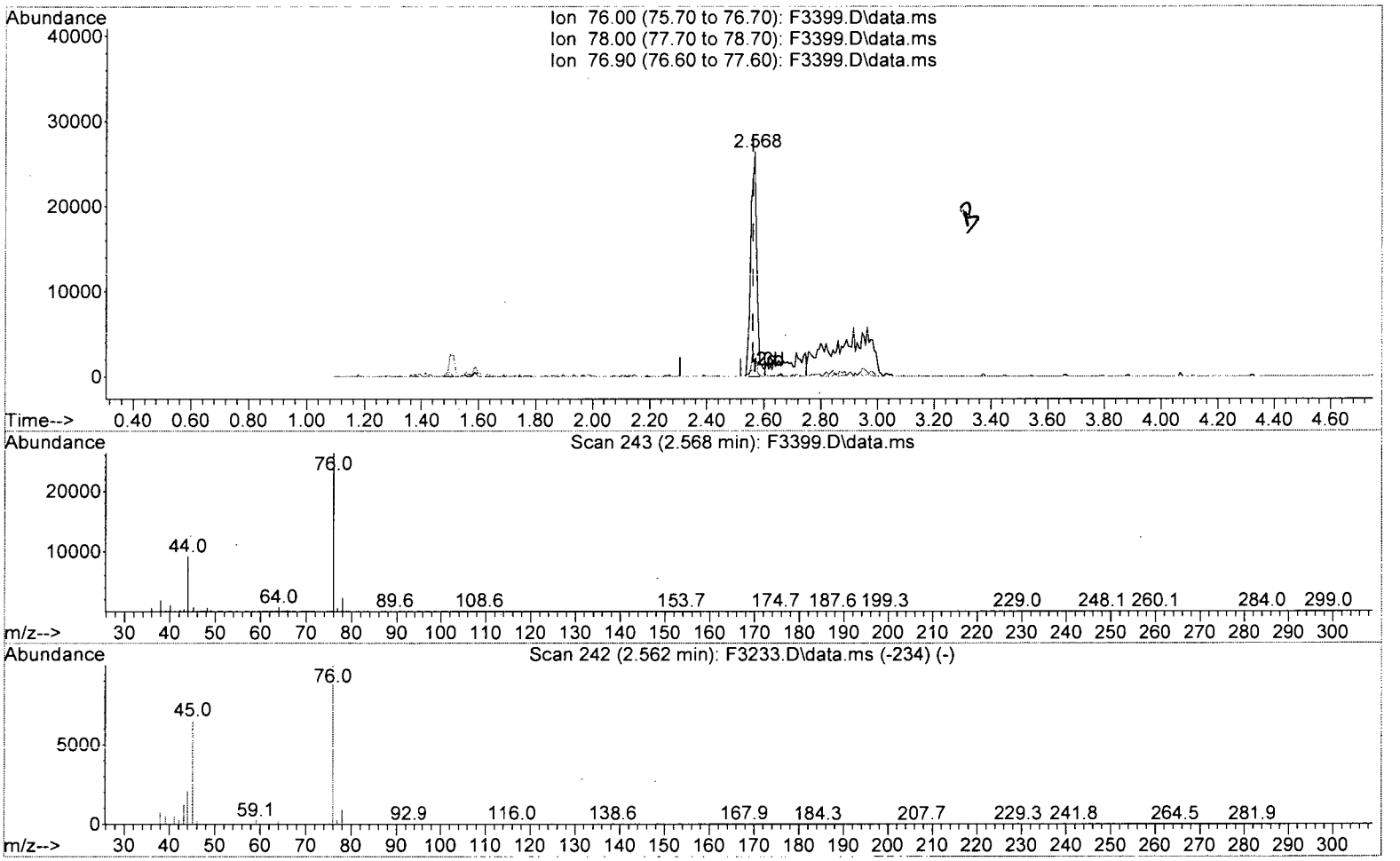

TIC: F3399.D\data.ms

(18) Carbon Disulfide (P)

2.568min (+0.006) 2.68 ug/L

response 39606

Ion	Exp%	Act%
76.00	100	100
78.00	9.40	8.44
76.90	2.70	1.94
0.00	0.00	0.00

Quantitation Report (Qedit)

Data Path : I:\ACQUDATA\msvoa10\data\102315\
Data File : F3399.D
Acq On : 23 Oct 2015 6:35 pm
Operator : F. Naegler
Sample : R1509047-013|1.0 Inst : MSVOA10
Misc : CBI 13429 T4
ALS Vial : 18 Sample Multiplier: 1

Quant Time: Oct 23 18:49:56 2015
Quant Method : I:\ACQUDATA\MSVOA10\METHODS\W101915.M
Quant Title : MS#10 - 8260B WATERS 10mL Purge
QLast Update : Tue Oct 20 12:01:30 2015
Response via : Initial Calibration

* baseline ↑ due to sulfur dioxide

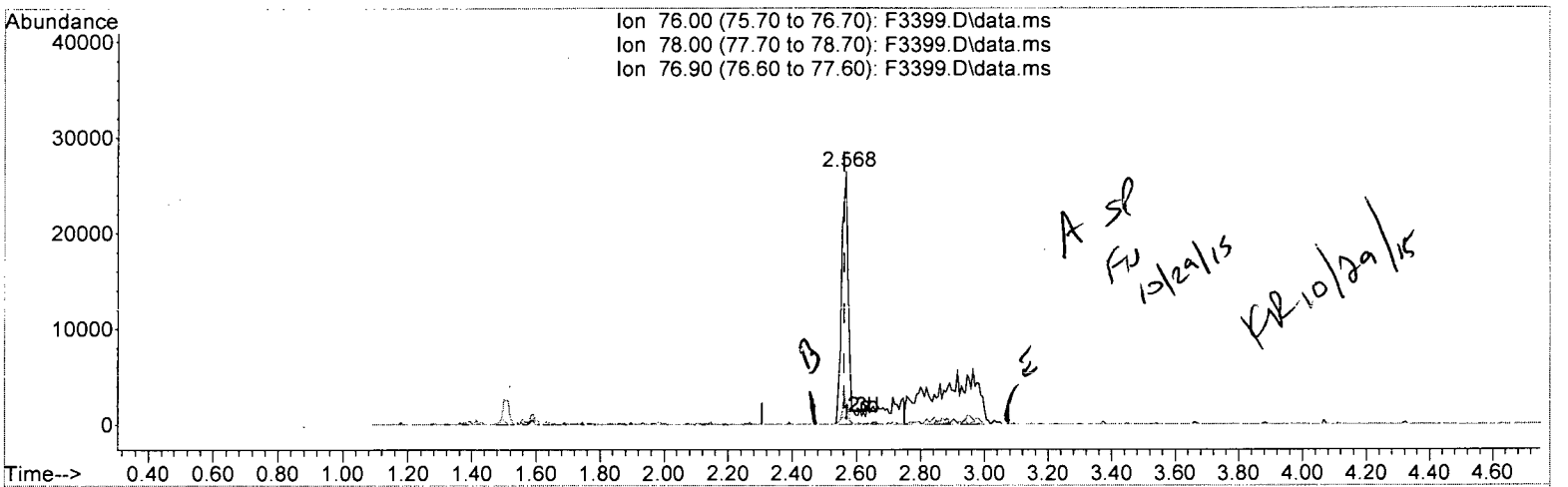

A sl FW 10/29/15 KR 10/29/15

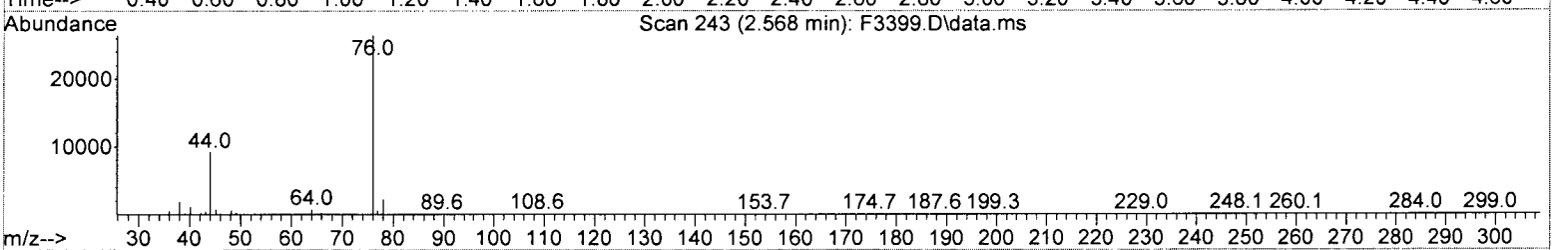



TIC: F3399.D\data.ms

(18) Carbon Disulfide (P)

2.568min (+0.006) 7.16 ug/L m

response 105896

Ion	Exp%	Act%
76.00	100	100
78.00	9.40	8.44
76.90	2.70	1.94
0.00	0.00	0.00

Data Path : I:\ACQUDATA\msvoa10\data\102315\
Data File : F3399.D
Acq On : 23 Oct 2015 6:35 pm
Operator : F. Naegler
Sample : R1509047-013|1.0 Inst : MSVOA10
Misc : CBI 13429 T4
ALS Vial : 18 Sample Multiplier: 1

Quant Time: Oct 23 18:49:56 2015
Quant Method : I:\ACQUDATA\MSVOA10\METHODS\W101915.M
Quant Title : MS#10 - 8260B WATERS 10mL Purge
QLast Update : Tue Oct 20 12:01:30 2015
Response via : Initial Calibration

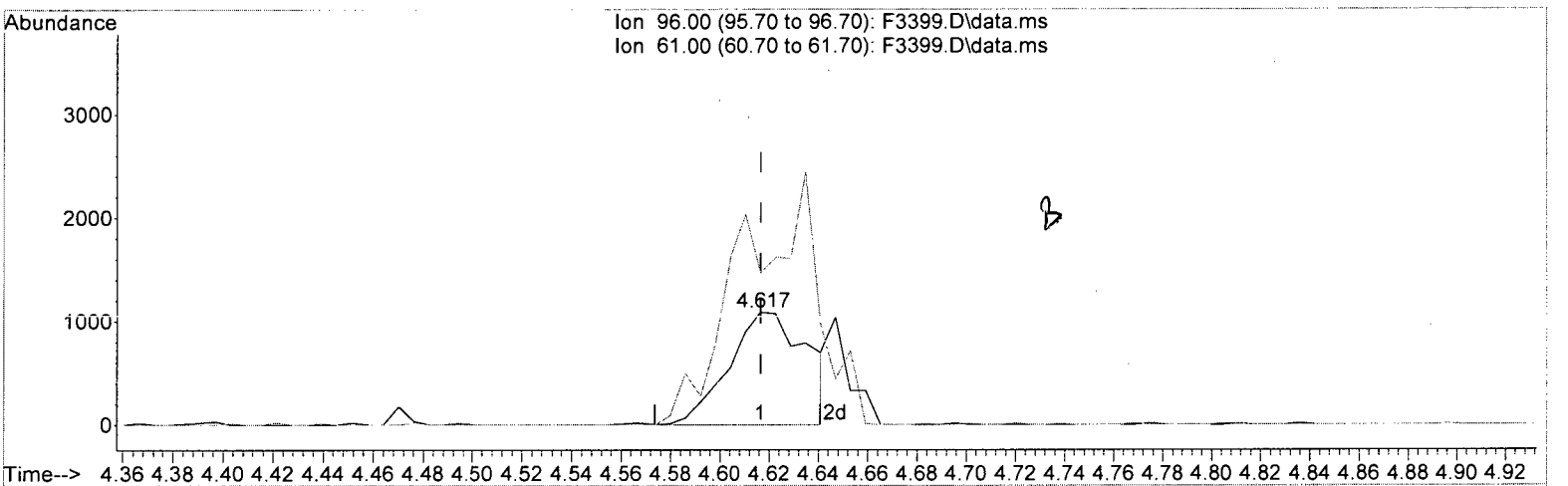

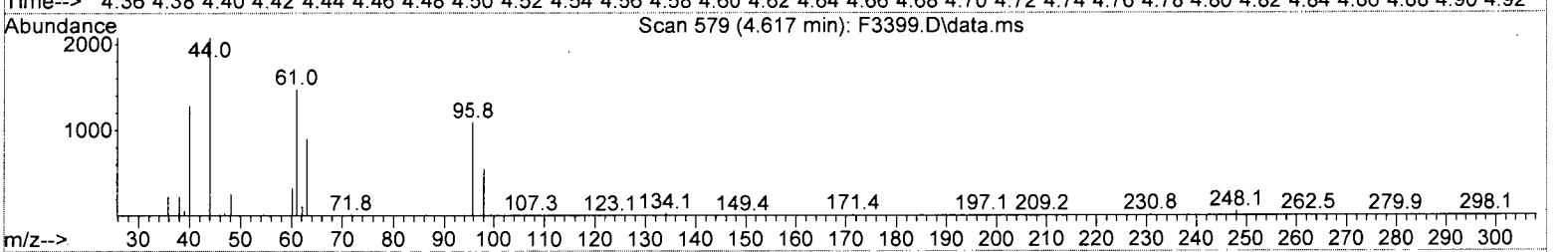



TIC: F3399.D\data.ms

(33) cis-1,2-Dichloroethene (P)

4.617min (-0.000) 0.37 ug/L

response 2387

Ion	Exp%	Act%
96.00	100	100
61.00	177.00	135.54#
0.00	0.00	0.00
0.00	0.00	0.00

Data Path : I:\ACQUDATA\msvoa10\data\102315\
Data File : F3399.D
Acq On : 23 Oct 2015 6:35 pm
Operator : F. Naegler
Sample : R1509047-013|1.0 Inst : MSVOA10
Misc : CBI 13429 T4
ALS Vial : 18 Sample Multiplier: 1

Quant Time: Oct 23 18:49:56 2015
Quant Method : I:\ACQUDATA\MSVOA10\METHODS\W101915.M
Quant Title : MS#10 - 8260B WATERS 10mL Purge
QLast Update : Tue Oct 20 12:01:30 2015
Response via : Initial Calibration

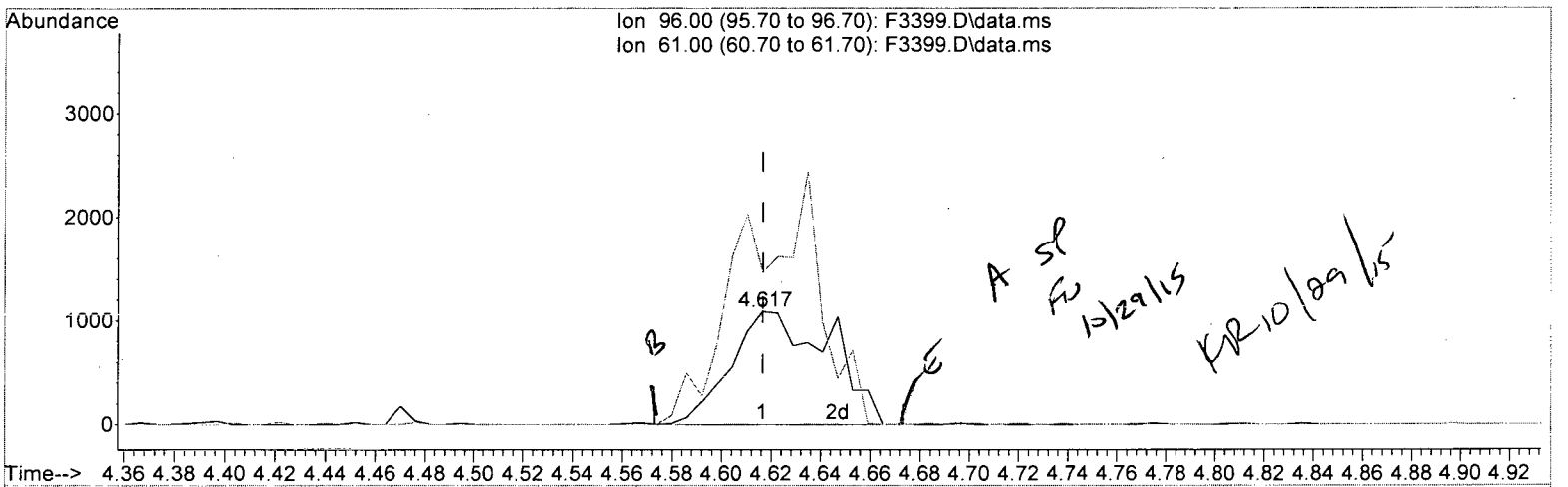

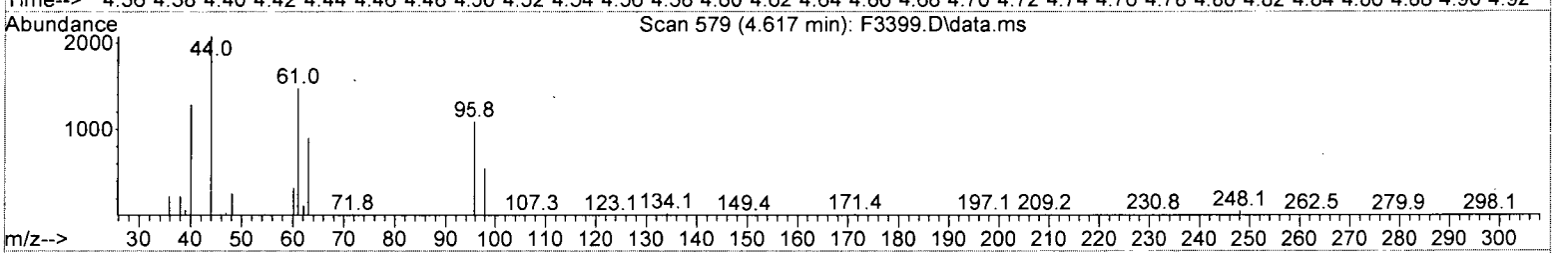

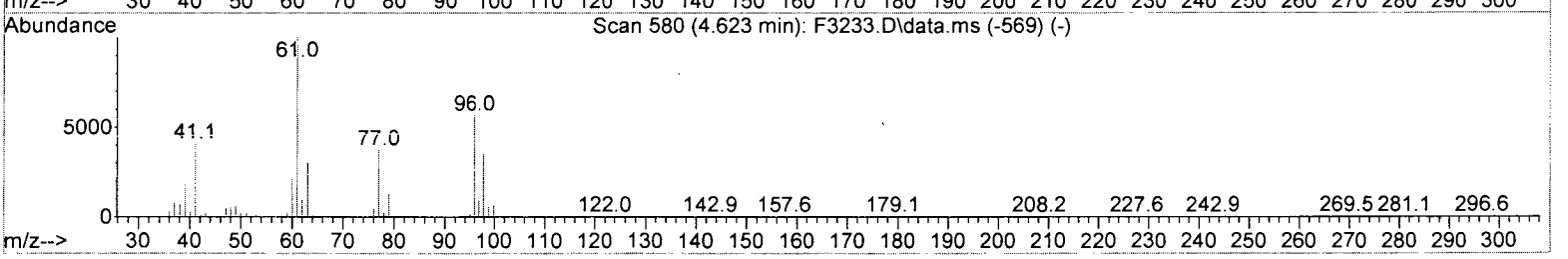

TIC: F3399.D\data.ms

(33) cis-1,2-Dichloroethene (P)

4.617min (-0.000) 0.47 ug/L m

response 3007

Ion	Exp%	Act%
96.00	100	100
61.00	177.00	135.54#
0.00	0.00	0.00
0.00	0.00	0.00

Quantitation Report (QT Reviewed)

Data Path : I:\ACQUDATA\msvoa10\data\102315\
Data File : F3399.D
Acq On : 23 Oct 2015 6:35 pm
Operator : F. Naegler
Sample : R1509047-013|1.0 Inst : MSVOA10
Misc : CBI 13429 T4
ALS Vial : 18 Sample Multiplier: 1

Quant Time: Oct 29 13:07:33 2015
Quant Method : I:\ACQUDATA\MSVOA10\METHODS\W101915.M
Quant Title : MS#10 - 8260B WATERS 10mL Purge
QLast Update : Tue Oct 20 12:01:30 2015
Response via : Initial Calibration

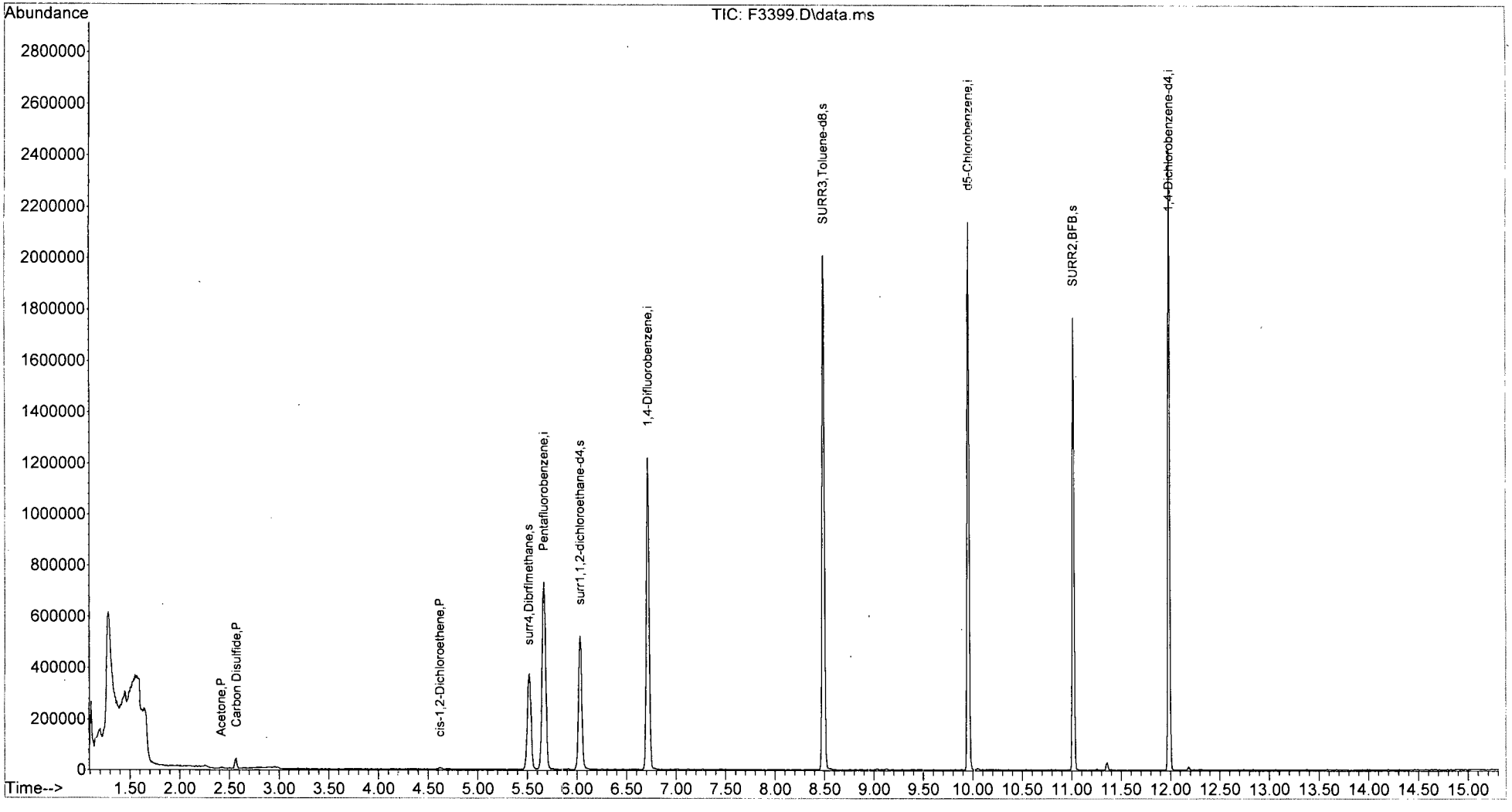

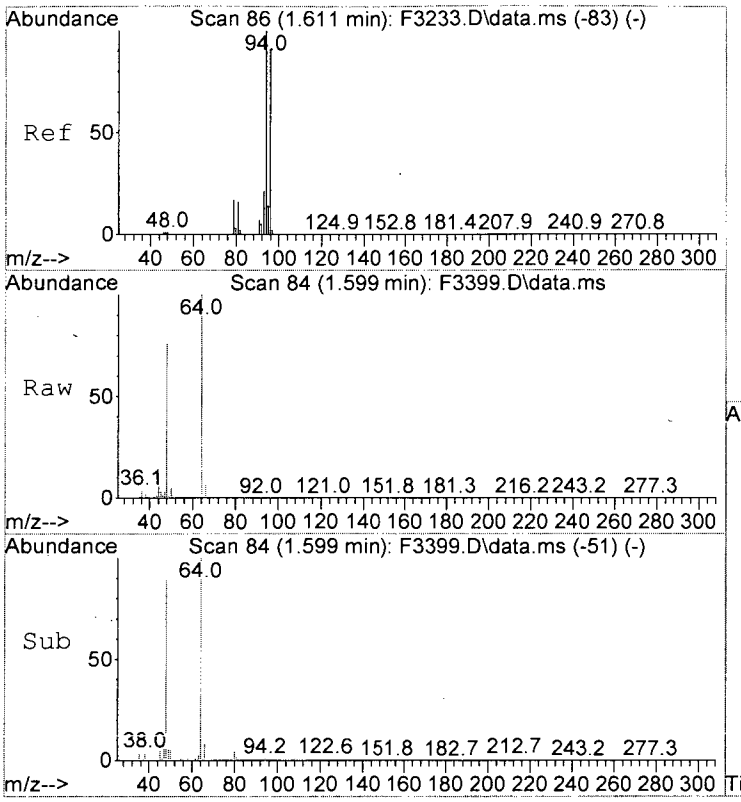

#5
Bromomethane
Concen: Below Cal
RT: 1.599 min Scan# 84
Delta R.T. -0.024 min
Lab File: F3399.D
Acq: 23 Oct 2015 6:35 pm

Tgt Ion: 94 Resp: 305

Ion	Ratio	Lower	Upper
94	100		
96	34.2	71.0	111.0#

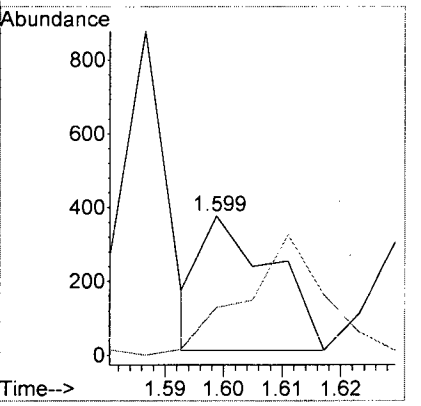

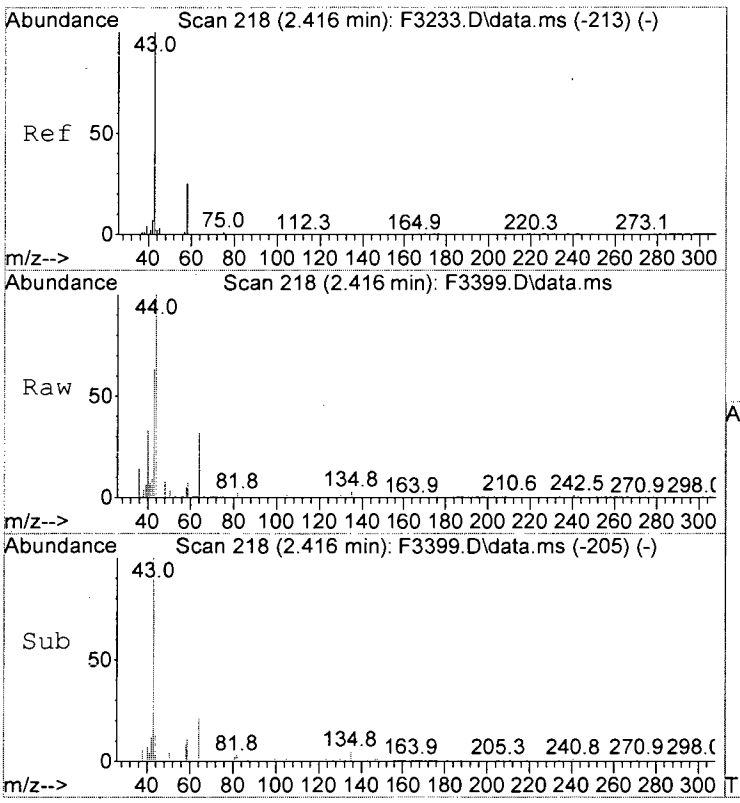

#15
Acetone
Concen: 0.50 ug/L
RT: 2.416 min Scan# 218
Delta R.T. 0.006 min
Lab File: F3399.D
Acq: 23 Oct 2015 6:35 pm

Tgt Ion: 43 Resp: 2875

Ion	Ratio	Lower	Upper
43	100		
58	8.3	4.3	44.3
42	13.9	0.0	27.3

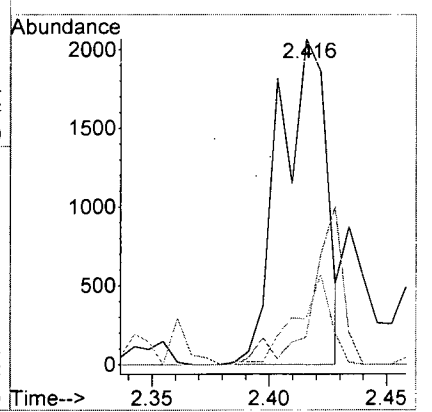

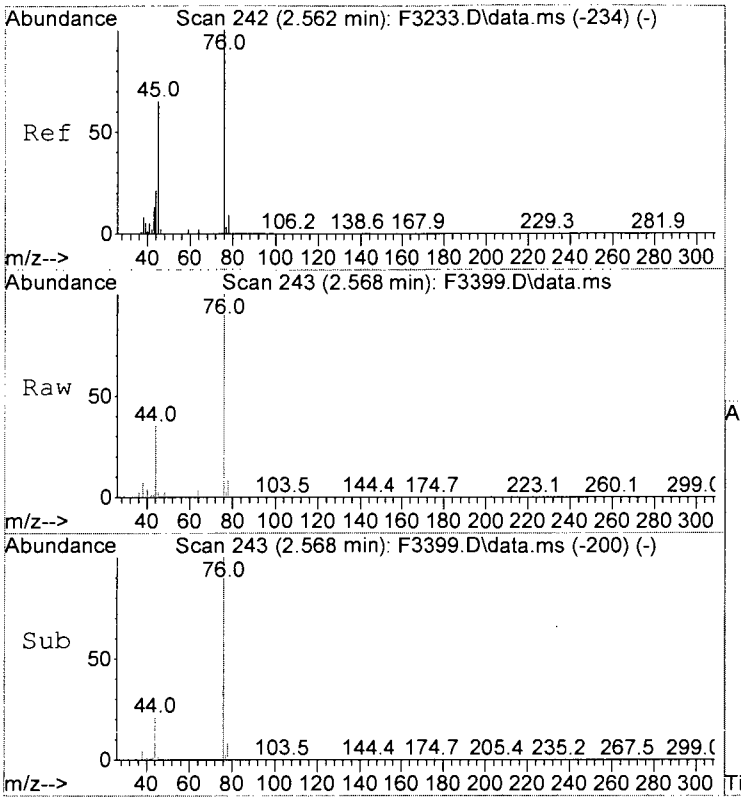

#18
Carbon Disulfide
Concen: 7.16 ug/L m
RT: 2.568 min Scan# 243
Delta R.T. 0.006 min
Lab File: F3399.D
Acq: 23 Oct 2015 6:35 pm

Tgt Ion: 76 Resp: 105896

Ion	Ratio	Lower	Upper
76	100		
78	8.4	0.0	29.4
77	1.9	0.0	22.7

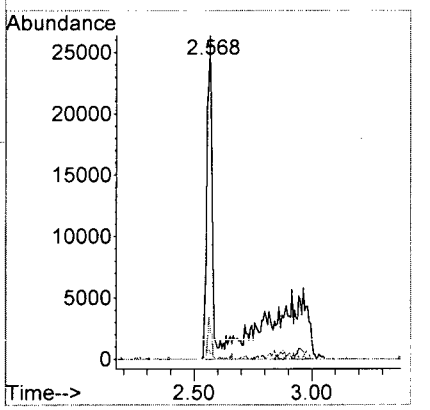

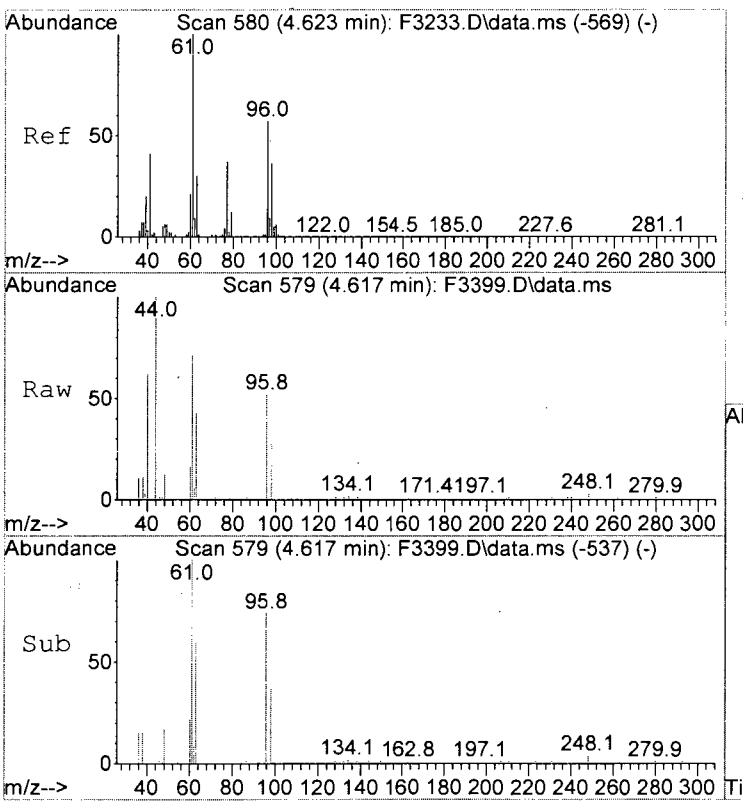

#33
cis-1,2-Dichloroethene
Concen: 0.47 ug/L m
RT: 4.617 min Scan# 579
Delta R.T. -0.000 min
Lab File: F3399.D
Acq: 23 Oct 2015 6:35 pm

Tgt Ion: 96 Resp: 3007

Ion	Ratio	Lower	Upper
96	100		
61	135.5	157.0	197.0#

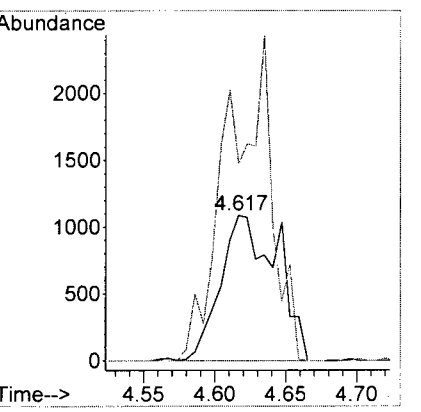

ALS Group USA, Corp. dba ALS Environmental

Analytical Report

Client:	CB&I	**Service Request:**	R1509047
Project:	Textron Wheatfield/Annual Groundwater	**Date Collected:**	10/21/15 1550
Sample Matrix:	Water	**Date Received:**	10/22/15
		Date Analyzed:	10/23/15 18:59
Sample Name:	BAT-EW-7-151021	**Units:**	µg/L
Lab Code:	R1509047-014	**Basis:**	NA

Volatile Organic Compounds by GC/MS

Analytical Method:	8260C	**Analysis Lot:**	468624
Prep Method:	EPA 5030C		
Data File Name:	I:\ACQUDATA\msvoa10\data\102315\F3400.D\	**Instrument Name:**	R-MS-10
		Dilution Factor:	1

CAS No.	Analyte Name	Result	Q	MRL	MDL	Note
74-87-3	Chloromethane	1.0	U	1.0	0.21	
75-01-4	Vinyl Chloride	**380**	E	1.0	0.32	
75-00-3	Chloroethane	1.0	U	1.0	0.24	
74-83-9	Bromomethane	1.0	U	1.0	0.29	
75-35-4	1,1-Dichloroethene	**2.6**		1.0	0.57	
67-64-1	Acetone	5.0	U	5.0	1.3	
75-15-0	Carbon Disulfide	**2.3**		1.0	0.22	
75-09-2	Methylene Chloride	**8.6**		1.0	0.60	
156-60-5	trans-1,2-Dichloroethene	**3.8**		1.0	0.33	
75-34-3	1,1-Dichloroethane	**27**		1.0	0.20	
156-59-2	cis-1,2-Dichloroethene	**670**	E	1.0	0.30	
78-93-3	2-Butanone (MEK)	5.0	U	5.0	0.81	
67-66-3	Chloroform	1.0	U	1.0	0.25	
71-55-6	1,1,1-Trichloroethane	**52**		1.0	0.36	
56-23-5	Carbon Tetrachloride	1.0	U	1.0	0.45	
71-43-2	Benzene	1.0	U	1.0	0.20	
107-06-2	1,2-Dichloroethane	1.0	U	1.0	0.36	
79-01-6	Trichloroethene	**8.2**		1.0	0.22	
78-87-5	1,2-Dichloropropane	1.0	U	1.0	0.20	
75-27-4	Bromodichloromethane	1.0	U	1.0	0.32	
10061-01-5	cis-1,3-Dichloropropene	1.0	U	1.0	0.24	
108-10-1	4-Methyl-2-pentanone (MIBK)	5.0	U	5.0	0.67	
108-88-3	Toluene	1.0	U	1.0	0.20	
10061-02-6	trans-1,3-Dichloropropene	1.0	U	1.0	0.20	
79-00-5	1,1,2-Trichloroethane	1.0	U	1.0	0.34	
127-18-4	Tetrachloroethene	1.0	U	1.0	0.30	
591-78-6	2-Hexanone	5.0	U	5.0	1.7	
124-48-1	Dibromochloromethane	1.0	U	1.0	0.31	
108-90-7	Chlorobenzene	1.0	U	1.0	0.29	
100-41-4	Ethylbenzene	**0.20**	J	1.0	0.20	
179601-23-1	m,p-Xylenes	2.0	U	2.0	0.33	
95-47-6	o-Xylene	**0.24**	J	1.0	0.20	
100-42-5	Styrene	1.0	U	1.0	0.20	
75-25-2	Bromoform	1.0	U	1.0	0.42	
79-34-5	1,1,2,2-Tetrachloroethane	1.0	U	1.0	0.25	

Client:	CB&I	**Service Request:**	R1509047
Project:	Textron Wheatfield/Annual Groundwater	**Date Collected:**	10/21/15 1550
Sample Matrix:	Water	**Date Received:**	10/22/15
		Date Analyzed:	10/23/15 18:59
Sample Name:	BAT-EW-7-151021	**Units:**	µg/L
Lab Code:	R1509047-014	**Basis:**	NA

Volatile Organic Compounds by GC/MS

Analytical Method:	8260C	**Analysis Lot:**	468624
Prep Method:	EPA 5030C		
Data File Name:	I:\ACQUDATA\msvoa10\data\102315\F3400.D\	**Instrument Name:**	R-MS-10
		Dilution Factor:	1

CAS No.	Analyte Name	Result	Q	MRL	MDL	Note

Surrogate Name	%Rec	Control Limits	Date Analyzed	Q
4-Bromofluorobenzene	101	85-122	10/23/15 18:59	
Toluene-d8	103	87-121	10/23/15 18:59	
Dibromofluoromethane	105	89-119	10/23/15 18:59	

Quantitation Report (QT Reviewed)

Data Path : I:\ACQUDATA\msvoa10\data\102315\
Data File : F3400.D
Acq On : 23 Oct 2015 6:59 pm
Operator : F. Naegler
Sample : R1509047-014|1.0 Inst : MSVOA10
Misc : CBI 13429 T4
ALS Vial : 19 Sample Multiplier: 1

Quant Time: Oct 29 13:10:47 2015
Quant Method : I:\ACQUDATA\MSVOA10\METHODS\W101915.M
Quant Title : MS#10 - 8260B WATERS 10mL Purge
QLast Update : Tue Oct 20 12:01:30 2015
Response via : Initial Calibration

Compound	R.T.	QIon	Response	Conc	Units		Dev(Min)
Internal Standards							
1) Pentafluorobenzene	5.665	168	631720	50.00	ug/L		0.00
41) 1,4-Difluorobenzene	6.714	114	924137	50.00	ug/L		0.00
70) d5-Chlorobenzene	9.957	117	840280	50.00	ug/L		0.00
90) 1,4-Dichlorobenzene-d4	11.987	152	435366	50.00	ug/L		0.00
System Monitoring Compounds							
43) surr4,Dibrflmethane	5.519	113	296639	52.32	ug/L		0.00
Spiked Amount 50.000	Range 89 - 119		Recovery = 104.64%				
46) surr1,1,2-dichloroetha...	6.031	65	410809	53.88	ug/L		0.00
Spiked Amount 50.000	Range 73 - 125		Recovery = 107.76%				
64) SURR3,Toluene-d8	8.488	98	1081732	51.37	ug/L		0.00
Spiked Amount 50.000	Range 87 - 121		Recovery = 102.74%				
69) SURR2,BFB	11.018	95	423218	50.33	ug/L		0.00
Spiked Amount 50.000	Range 85 - 122		Recovery = 100.66%				
Target Compounds							Qvalue
4) Vinyl Chloride	1.373	62	4043103	383.27	ug/L		83 E
5) Bromomethane	1.617	94	354	Below Cal			82
7) Freon 21	1.861	67	65225	5.35	ug/L		91
8) Trichlorofluoromethane	1.916	101	11539	1.27	ug/L		88
10) Freon 123a	2.172	67	112374	14.90	ug/L		97
13) 1,1-Diclethene	2.361	96	12944	2.58	ug/L		94
14) Freon 113	2.373	101	375805	66.99	ug/L		97
15) Acetone	2.422	43	1835	0.32	ug/L		86
18) Carbon Disulfide	2.568	76	33443m	2.27	ug/L		
22) Methylene Chloride	2.849	84	56528	8.61	ug/L	#	88
26) trans-1,2-Dichloroethene	3.166	96	21585	3.80	ug/L		91
27) 1,1-Diclethane	3.702	63	314268	26.69	ug/L		100
33) cis-1,2-Dichloroethene	4.623	96	4258796	666.10	ug/L		87 E
40) 1,1,1-Trichloroethane	5.513	97	413877	51.71	ug/L		96
42) Cyclohexane	5.598	41	6311m	0.64	ug/L		
51) n-Heptane	6.586	43	3319	0.25	ug/L		91
53) Trichloroethene	7.031	130	51602	8.15	ug/L		91
54) Methylcyclohexane	7.262	55	7492	0.68	ug/L		86
81) Ethylbenzene	10.103	106	1831	0.20	ug/L	#	85
82) (m+p)Xylene	10.213	106	2470	0.22	ug/L	#	76
83) o-Xylene	10.561	106	2686	0.24	ug/L		90

(#) = qualifier out of range (m) = manual integration (+) = signals summed

Reports Rpt 1/5
FD 11/29/15

Quantitation Report (Qedit)

Data Path : I:\ACQUDATA\msvoa10\data\102315\
Data File : F3400.D
Acq On : 23 Oct 2015 6:59 pm
Operator : F. Naegler
Sample : R1509047-014|1.0 Inst : MSVOA10
Misc : CBI 13429 T4
ALS Vial : 19 Sample Multiplier: 1

Quant Time: Oct 23 19:14:12 2015
Quant Method : I:\ACQUDATA\MSVOA10\METHODS\W101915.M
Quant Title : MS#10 - 8260B WATERS 10mL Purge
QLast Update : Tue Oct 20 12:01:30 2015
Response via : Initial Calibration

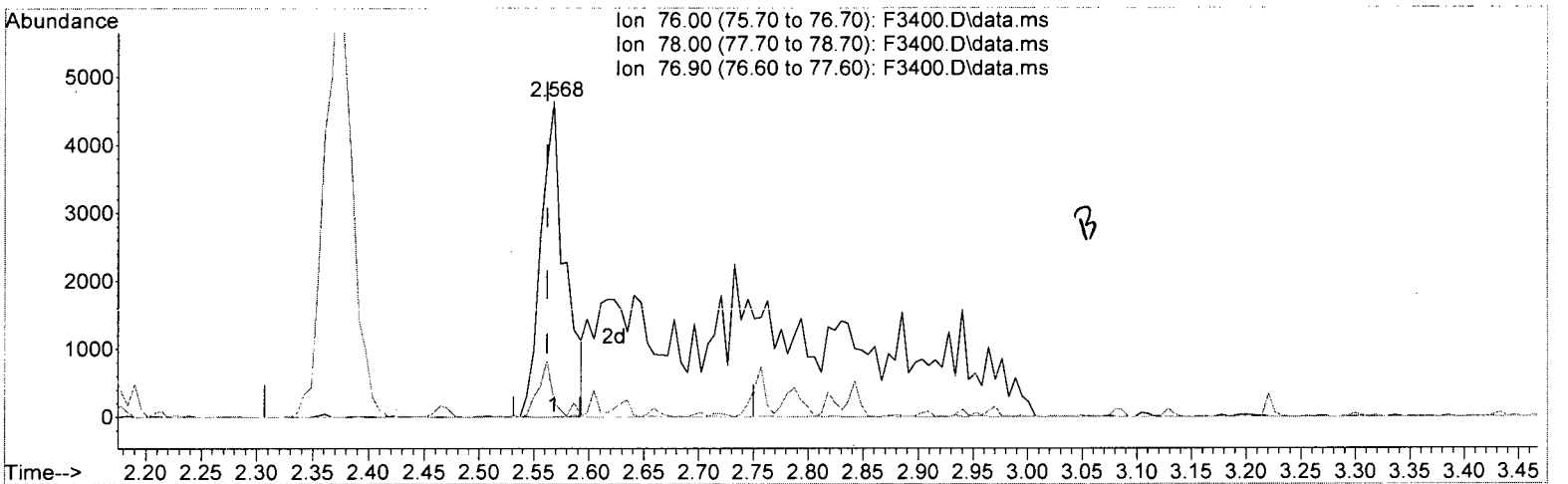

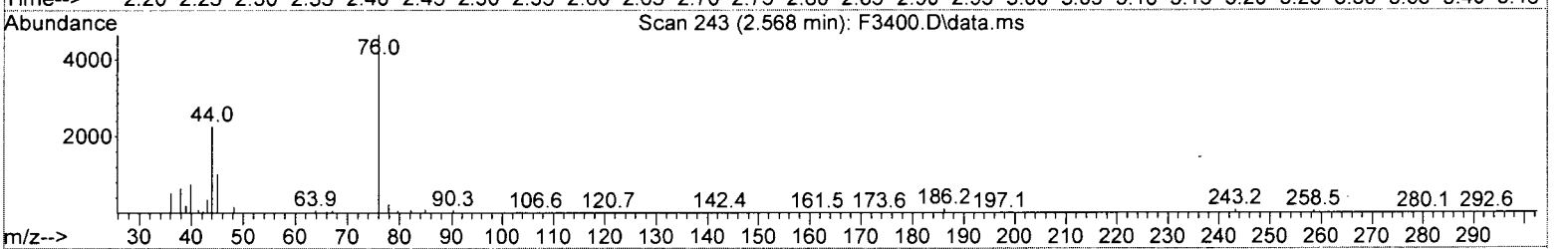

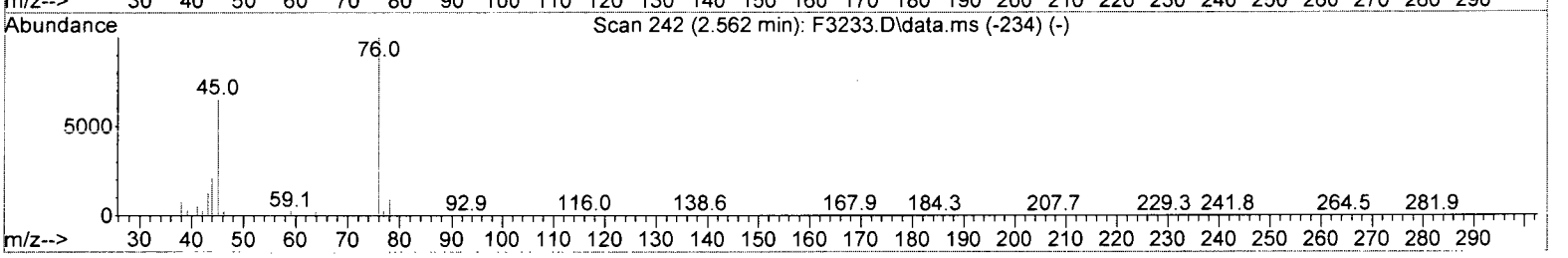

TIC: F3400.D\data.ms

(18) Carbon Disulfide (P)

2.568min (+0.006) 0.48 ug/L

response 7007

Ion	Exp%	Act%
76.00	100	100
78.00	9.40	4.92
76.90	2.70	0.00
0.00	0.00	0.00

Quantitation Report (Qedit)

Data Path : I:\ACQUDATA\msvoa10\data\102315\
Data File : F3400.D
Acq On : 23 Oct 2015 6:59 pm
Operator : F. Naegler
Sample : R1509047-014|1.0 Inst : MSVOA10
Misc : CBI 13429 T4
ALS Vial : 19 Sample Multiplier: 1

Quant Time: Oct 23 19:14:12 2015
Quant Method : I:\ACQUDATA\MSVOA10\METHODS\W101915.M
Quant Title : MS#10 - 8260B WATERS 10mL Purge
QLast Update : Tue Oct 20 12:01:30 2015
Response via : Initial Calibration

baseline ↑ due to Sulfur dioxide

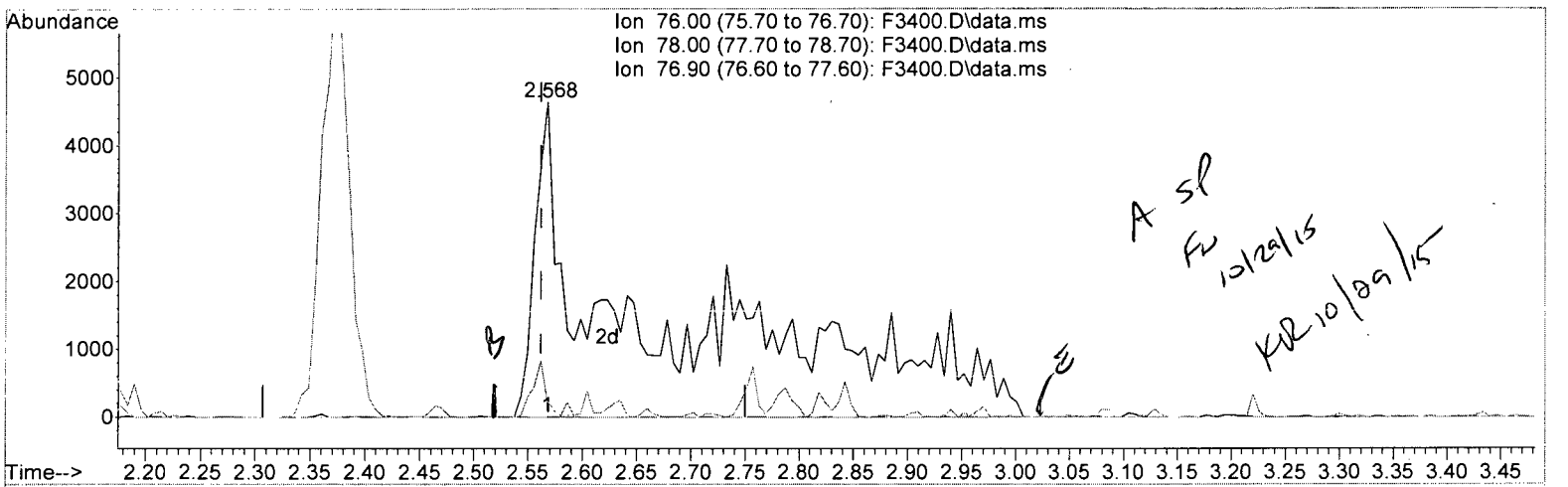

A sl FV 10/29/15 KR 10/29/15



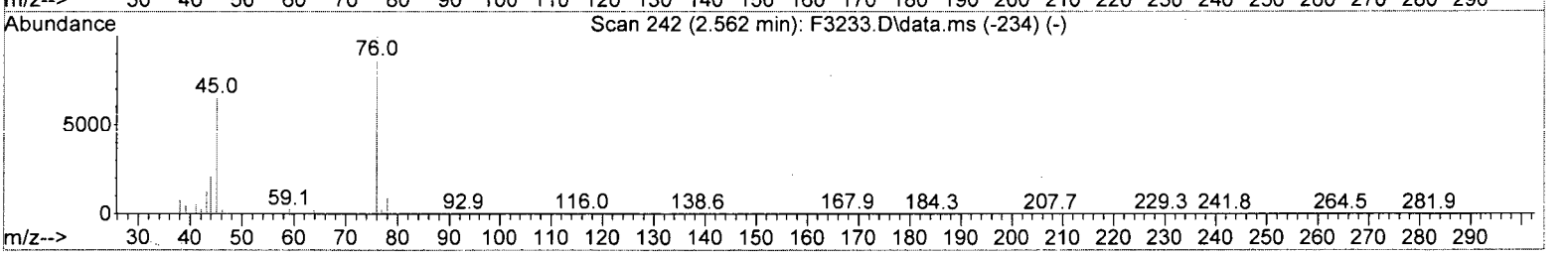

TIC: F3400.D\data.ms

(18) Carbon Disulfide (P)

2.568min (+0.006) 2.27 ug/L m

response 33443

Ion	Exp%	Act%
76.00	100	100
78.00	9.40	4.92
76.90	2.70	0.00
0.00	0.00	0.00

Data Path : I:\ACQUDATA\msvoa10\data\102315\
Data File : F3400.D
Acq On : 23 Oct 2015 6:59 pm
Operator : F. Naegler
Sample : R1509047-014|1.0 Inst : MSVOA10
Misc : CBI 13429 T4
ALS Vial : 19 Sample Multiplier: 1

Quant Time: Oct 23 19:14:12 2015
Quant Method : I:\ACQUDATA\MSVOA10\METHODS\W101915.M
Quant Title : MS#10 - 8260B WATERS 10mL Purge
QLast Update : Tue Oct 20 12:01:30 2015
Response via : Initial Calibration

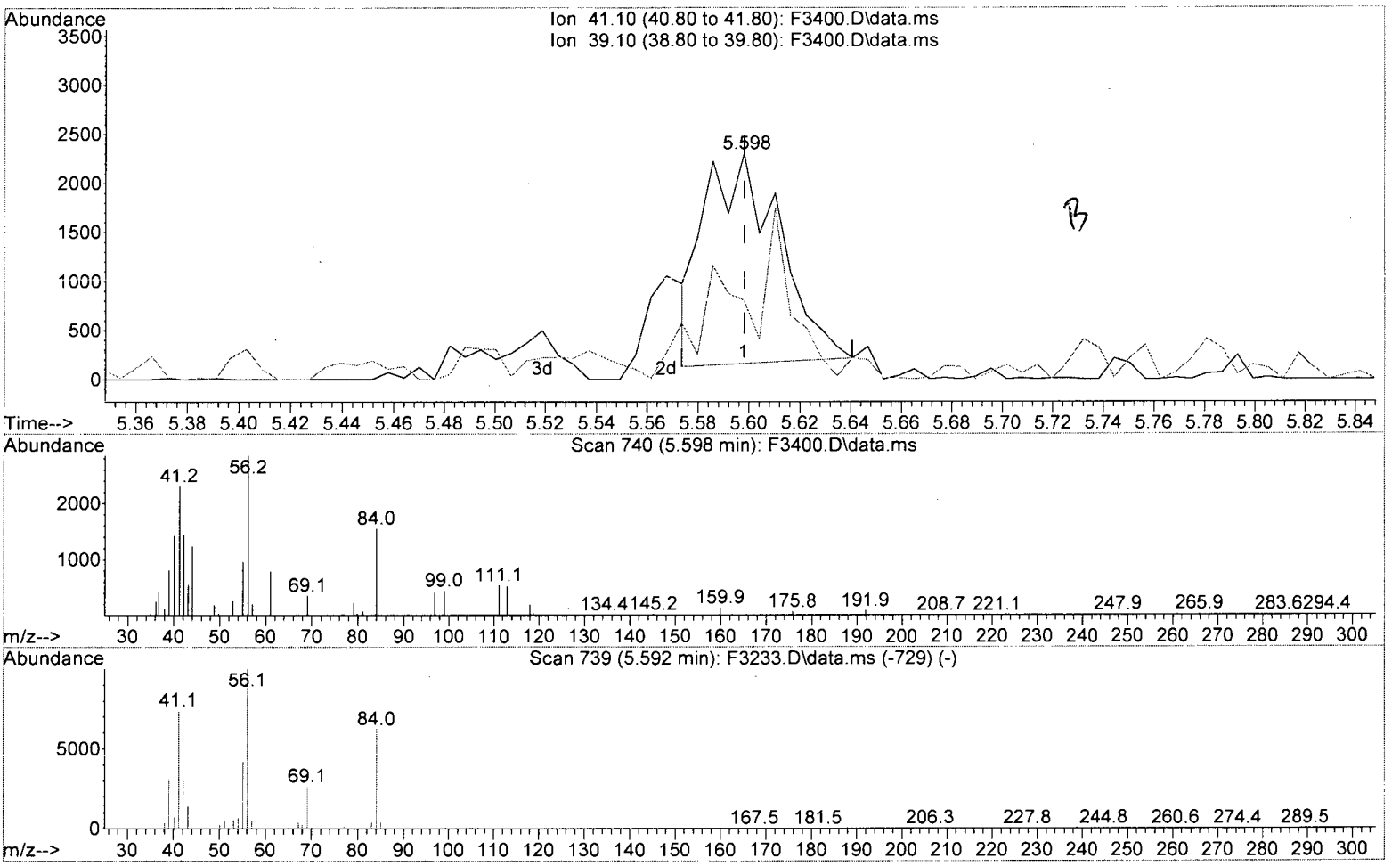

TIC: F3400.D\data.ms

(42) Cyclohexane (P)

5.598min (-0.000) 0.45 ug/L

response 4373

Ion	Exp%	Act%
41.10	100	100
39.10	42.10	35.02
0.00	0.00	0.00
0.00	0.00	0.00

Data Path : I:\ACQUDATA\msvoa10\data\102315\
Data File : F3400.D
Acq On : 23 Oct 2015 6:59 pm
Operator : F. Naegler
Sample : R1509047-014|1.0 Inst : MSVOA10
Misc : CBI 13429 T4
ALS Vial : 19 Sample Multiplier: 1

Quant Time: Oct 23 19:14:12 2015
Quant Method : I:\ACQUDATA\MSVOA10\METHODS\W101915.M
Quant Title : MS#10 - 8260B WATERS 10mL Purge
QLast Update : Tue Oct 20 12:01:30 2015
Response via : Initial Calibration

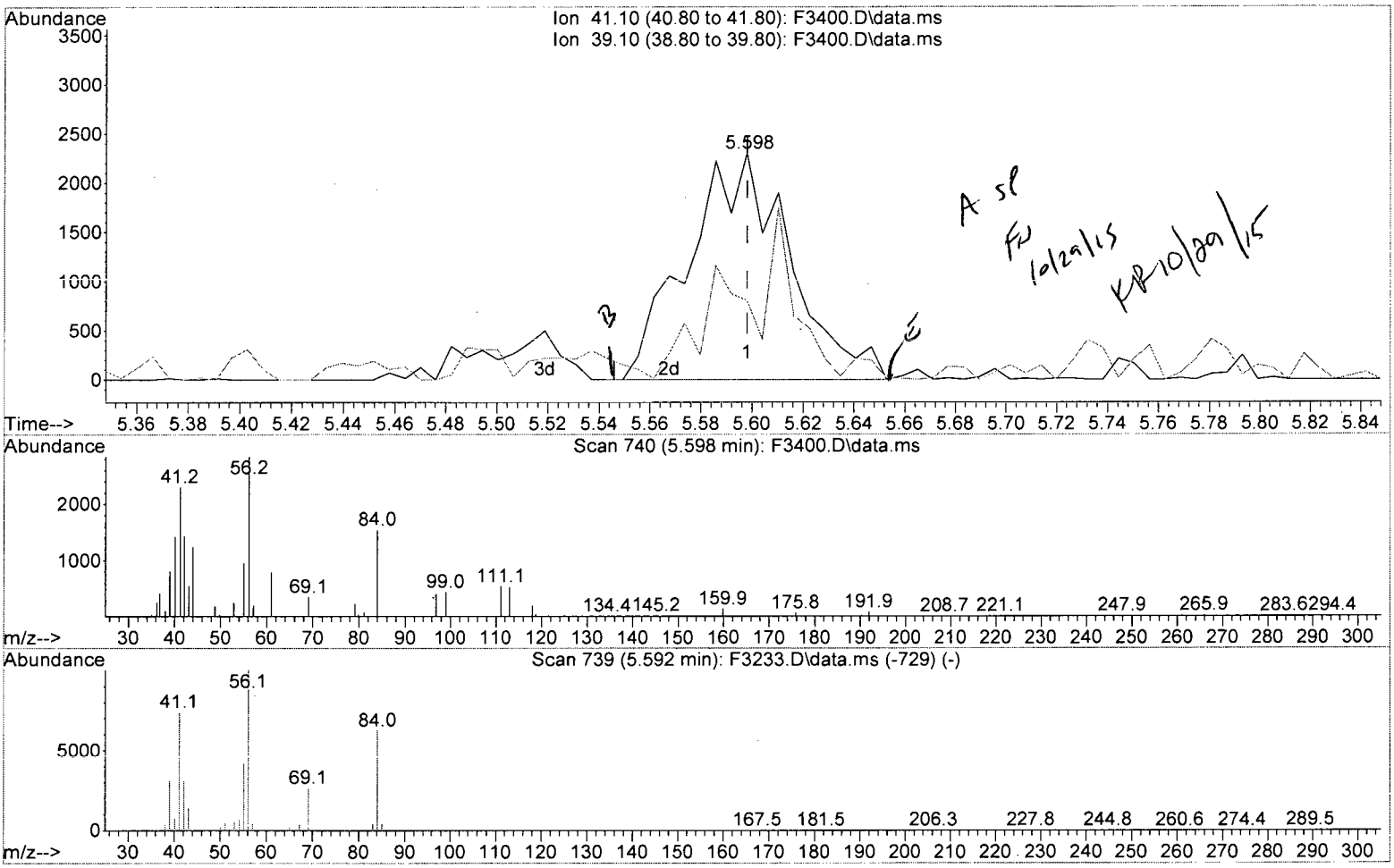

TIC: F3400.D\data.ms

(42) Cyclohexane (P)

5.598min (-0.000) 0.64 ug/L m

response 6311

Ion	Exp%	Act%
41.10	100	100
39.10	42.10	35.02
0.00	0.00	0.00
0.00	0.00	0.00

Quantitation Report (QT Reviewed)

Data Path : I:\ACQUDATA\msvoa10\data\102315\
Data File : F3400.D
Acq On : 23 Oct 2015 6:59 pm
Operator : F. Naegler
Sample : R1509047-014|1.0 Inst : MSVOA10
Misc : CBI 13429 T4
ALS Vial : 19 Sample Multiplier: 1

Quant Time: Oct 29 13:10:47 2015
Quant Method : I:\ACQUDATA\MSVOA10\METHODS\W101915.M
Quant Title : MS#10 - 8260B WATERS 10mL Purge
QLast Update : Tue Oct 20 12:01:30 2015
Response via : Initial Calibration

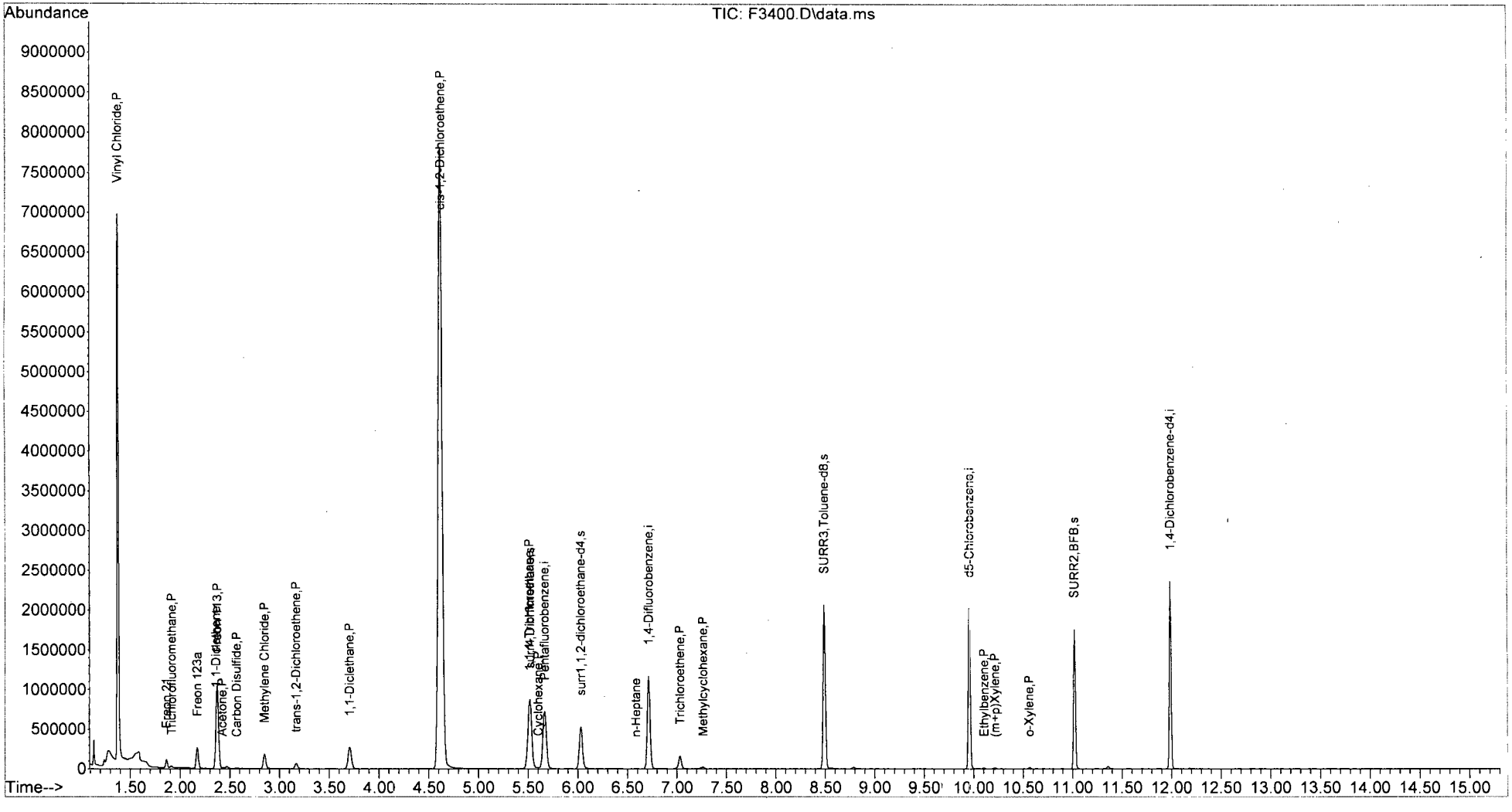



#4
Vinyl Chloride
Concen: 383.27 ug/L
RT: 1.373 min Scan# 47
Delta R.T. -0.006 min
Lab File: F3400.D
Acq: 23 Oct 2015 6:59 pm

Tgt Ion: 62 Resp: 4043103

Ion	Ratio	Lower	Upper
62	100		
64	37.2	8.4	48.4

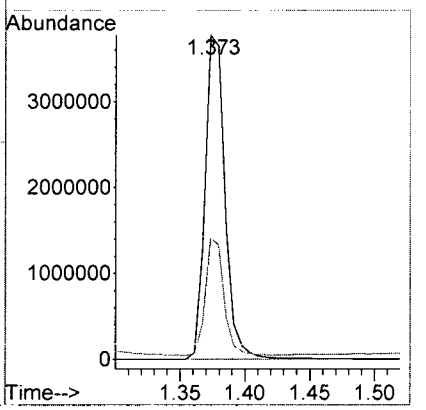

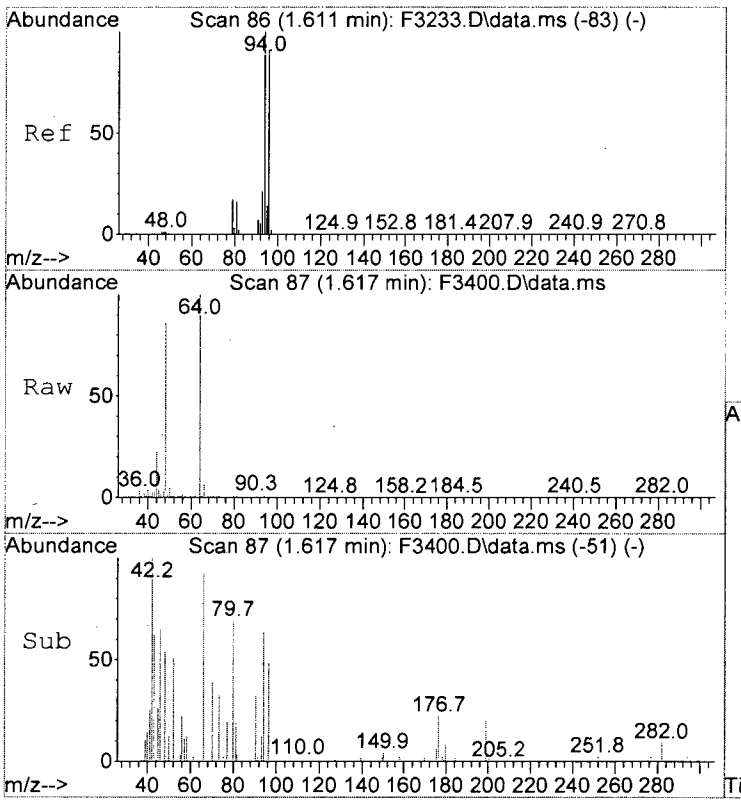

#5
Bromomethane
Concen: Below Cal
RT: 1.617 min Scan# 87
Delta R.T. -0.006 min
Lab File: F3400.D
Acq: 23 Oct 2015 6:59 pm

Tgt Ion: 94 Resp: 354

Ion	Ratio	Lower	Upper
94	100		
96	74.3	71.0	111.0

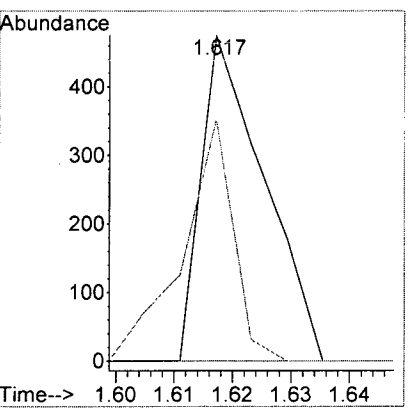

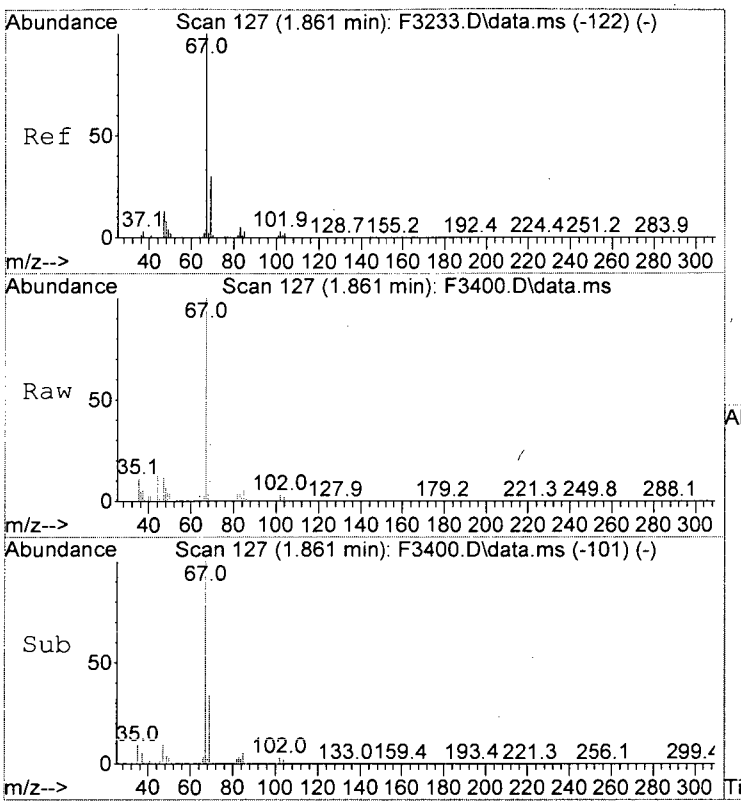

#7
Freon 21
Concen: 5.35 ug/L
RT: 1.861 min Scan# 127
Delta R.T. -0.006 min
Lab File: F3400.D
Acq: 23 Oct 2015 6:59 pm

Tgt Ion: 67 Resp: 65225

Ion	Ratio	Lower	Upper
67	100		
69	34.4	9.8	49.8

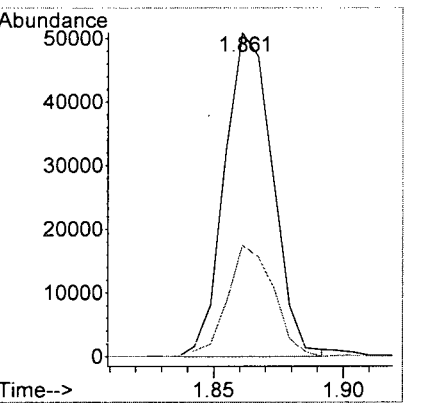

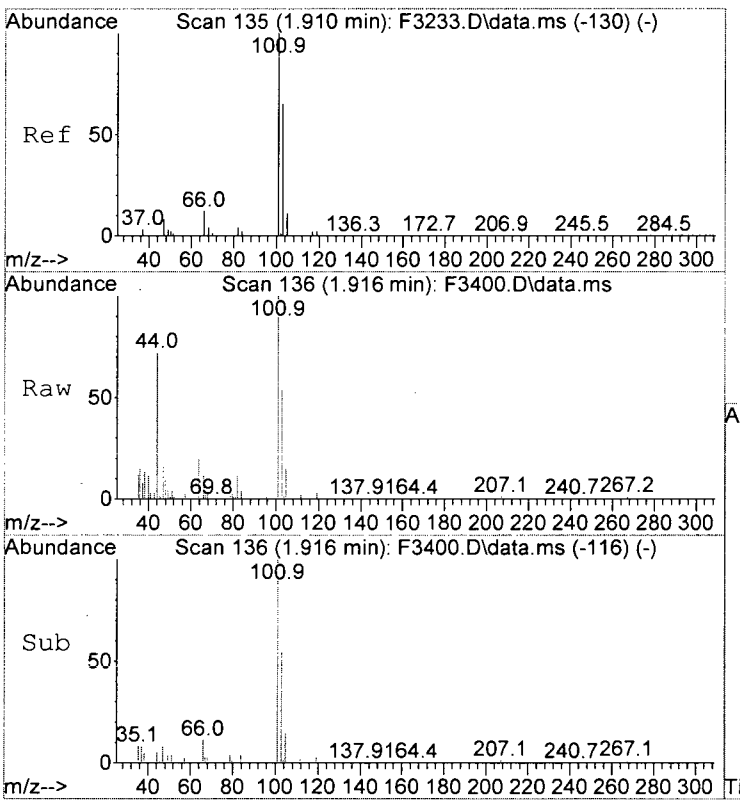

#8
Trichlorofluoromethane
Concen: 1.27 ug/L
RT: 1.916 min Scan# 136
Delta R.T. -0.000 min
Lab File: F3400.D
Acq: 23 Oct 2015 6:59 pm

Tgt Ion:101 Resp: 11539

Ion	Ratio	Lower	Upper
101	100		
103	54.2	44.4	84.4
66	10.8	0.0	32.9

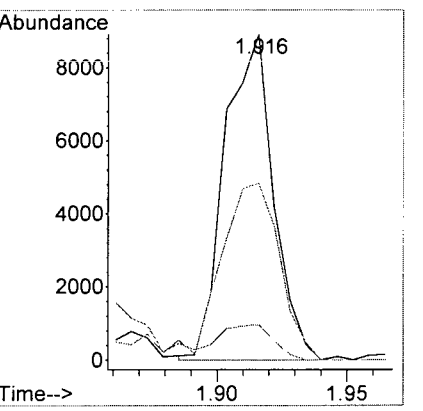

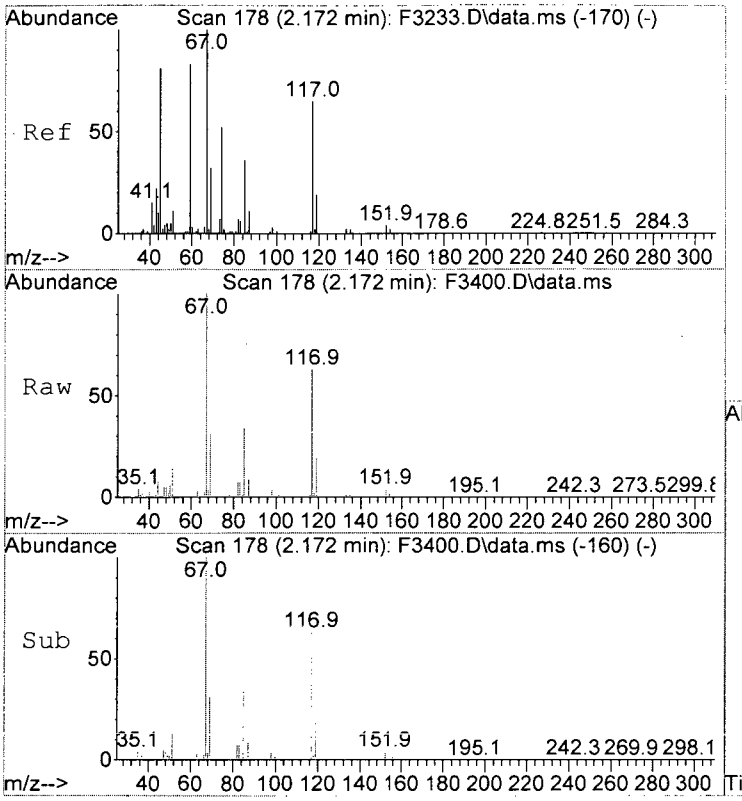

#10
Freon 123a
Concen: 14.90 ug/L
RT: 2.172 min Scan# 178
Delta R.T. -0.006 min
Lab File: F3400.D
Acq: 23 Oct 2015 6:59 pm

Tgt Ion: 67 Resp: 112374

Ion	Ratio	Lower	Upper
67	100		
117	63.3	46.0	86.0

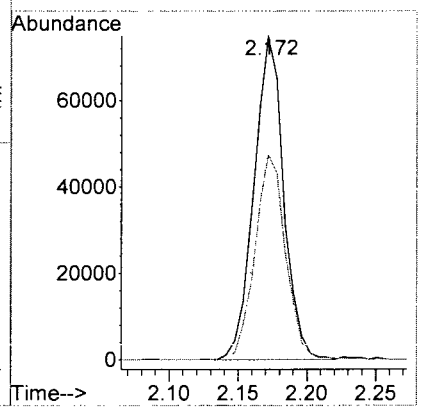

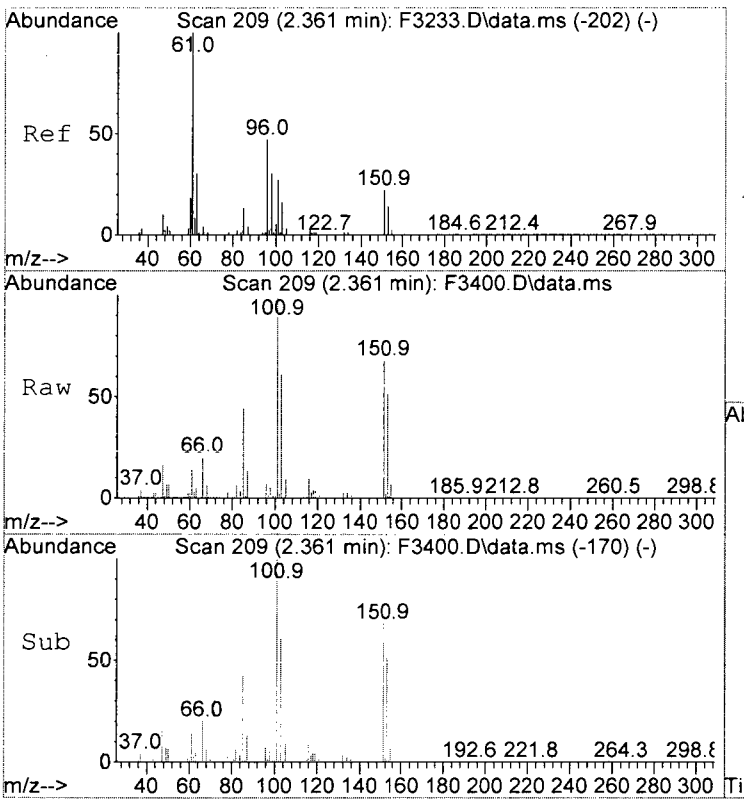

#13
1,1-Diclethene
Concen: 2.58 ug/L
RT: 2.361 min Scan# 209
Delta R.T. -0.012 min
Lab File: F3400.D
Acq: 23 Oct 2015 6:59 pm

Tgt Ion: 96 Resp: 12944

Ion	Ratio	Lower	Upper
96	100		
98	74.3	44.2	84.2
61	206.7	192.7	232.7

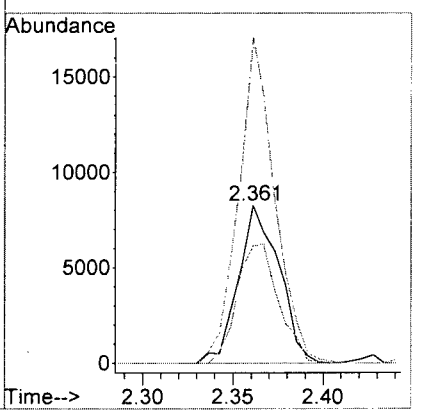

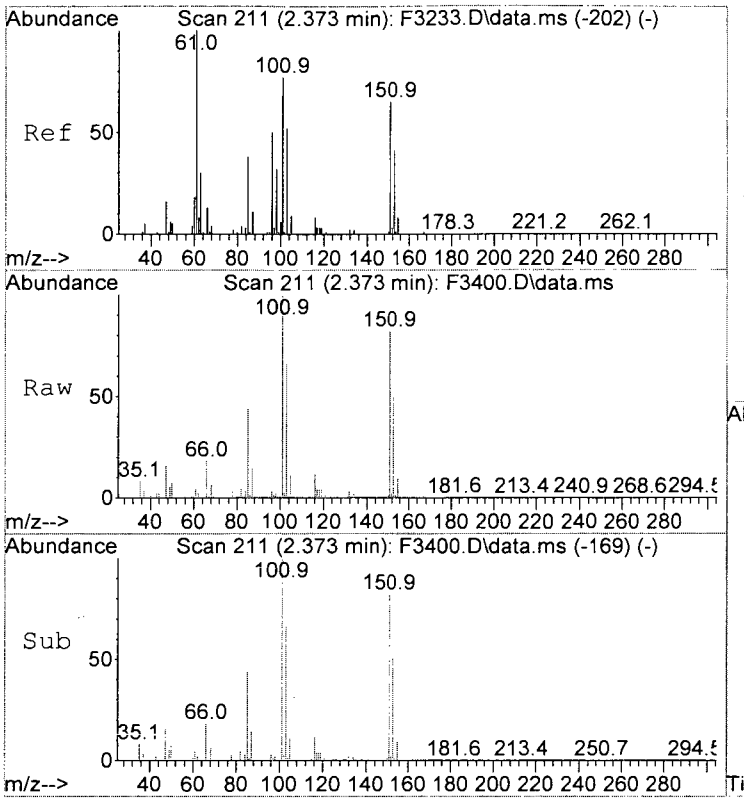

#14
Freon 113
Concen: 66.99 ug/L
RT: 2.373 min Scan# 211
Delta R.T. -0.000 min
Lab File: F3400.D
Acq: 23 Oct 2015 6:59 pm

Tgt Ion:101 Resp: 375805

Ion	Ratio	Lower	Upper
101	100		
151	82.0	64.5	104.5

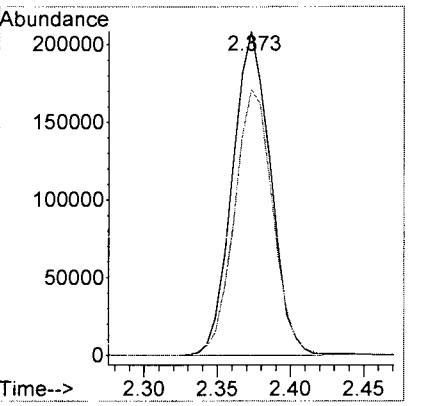

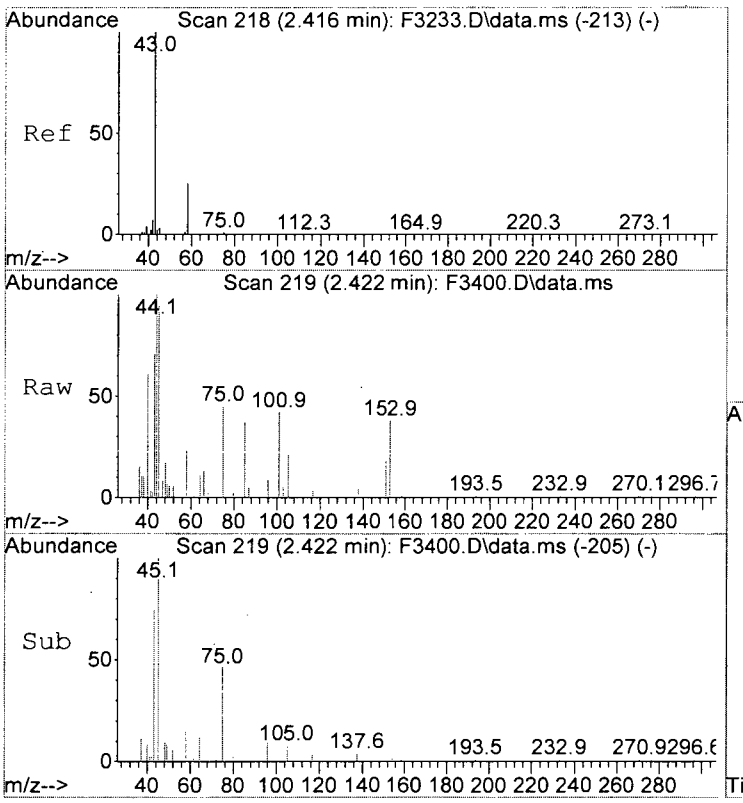

#15
Acetone
Concen: 0.32 ug/L
RT: 2.422 min Scan# 219
Delta R.T. 0.012 min
Lab File: F3400.D
Acq: 23 Oct 2015 6:59 pm

Tgt Ion: 43 Resp: 1835

Ion	Ratio	Lower	Upper
43	100		
58	32.4	4.3	44.3
42	4.3	0.0	27.3

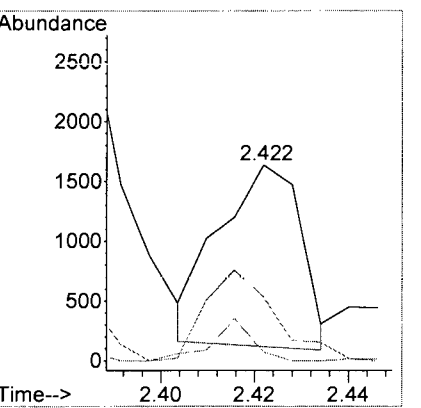

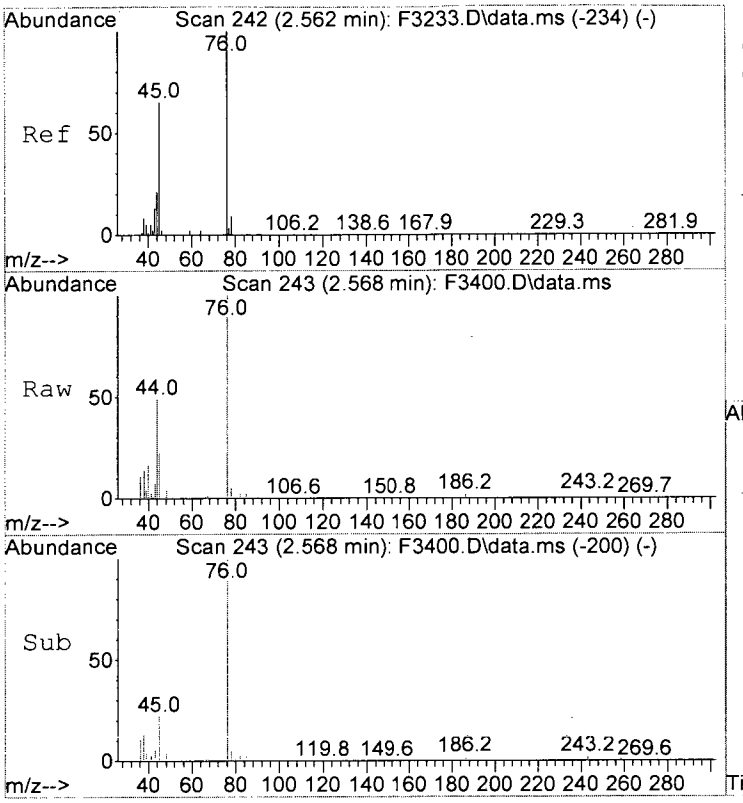

#18
Carbon Disulfide
Concen: 2.27 ug/L m
RT: 2.568 min Scan# 243
Delta R.T. 0.006 min
Lab File: F3400.D
Acq: 23 Oct 2015 6:59 pm

Tgt Ion: 76 Resp: 33443

Ion	Ratio	Lower	Upper
76	100		
78	4.9	0.0	29.4
77	0.0	0.0	22.7

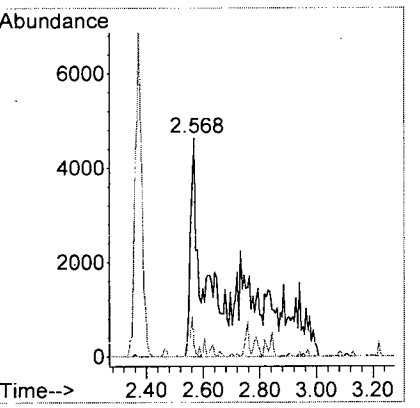

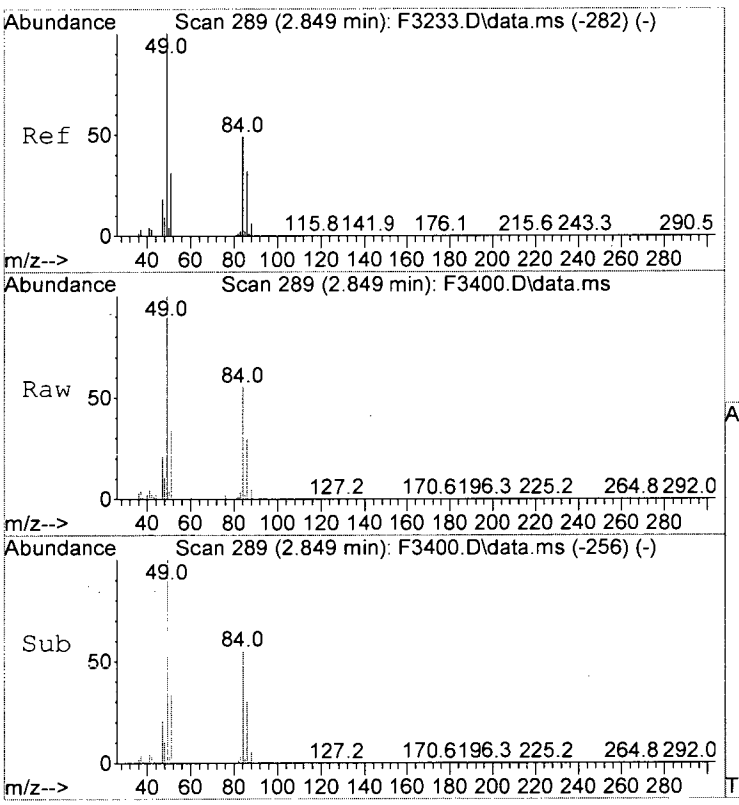

#22
Methylene Chloride
Concen: 8.61 ug/L
RT: 2.849 min Scan# 289
Delta R.T. -0.000 min
Lab File: F3400.D
Acq: 23 Oct 2015 6:59 pm

Tgt Ion: 84 Resp: 56528

Ion	Ratio	Lower	Upper
84	100		
86	55.8	46.0	86.0
49	183.3	186.0	226.0#
51	62.2	43.6	83.6

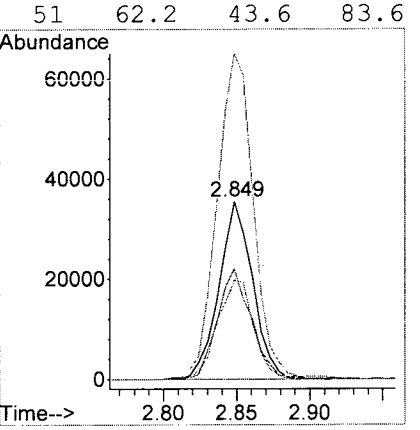

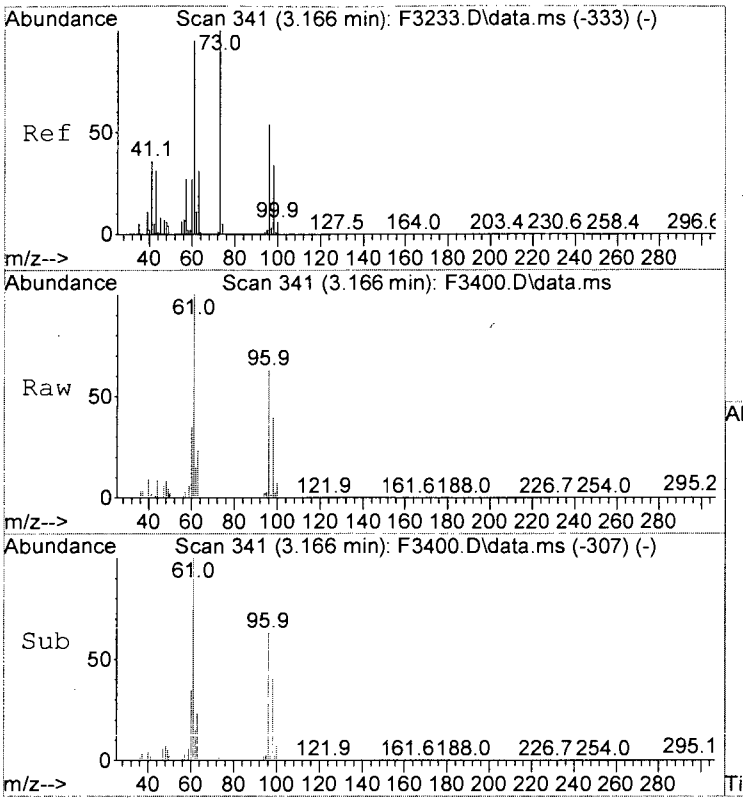

#26
trans-1,2-Dichloroethene
Concen: 3.80 ug/L
RT: 3.166 min Scan# 341
Delta R.T. -0.000 min
Lab File: F3400.D
Acq: 23 Oct 2015 6:59 pm

Tgt Ion: 96 Resp: 21585

Ion	Ratio	Lower	Upper
96	100		
98	63.2	42.3	82.3
61	158.2	155.3	195.3

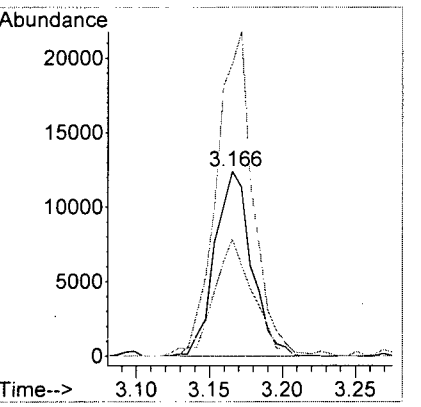

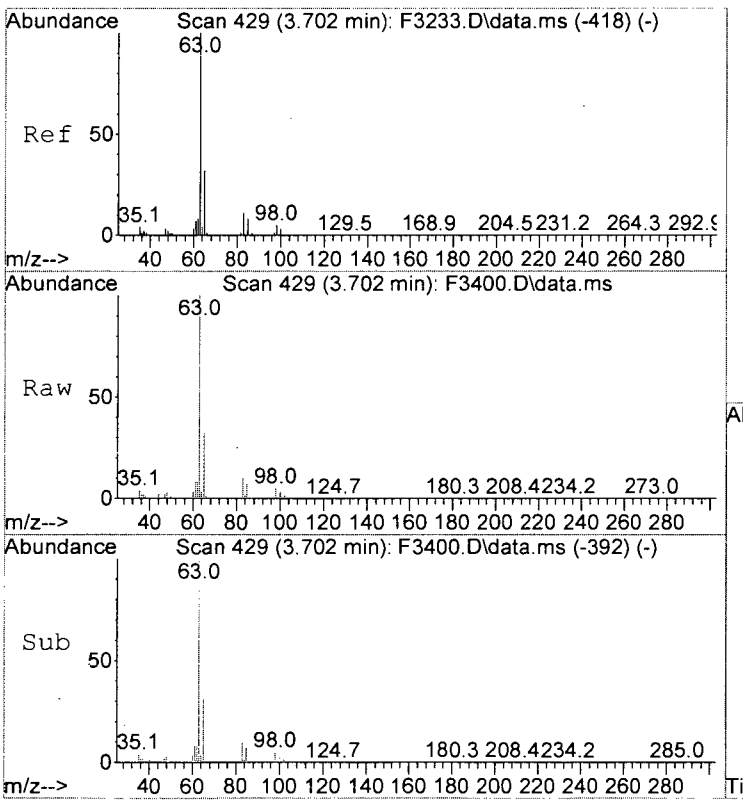

#27
1,1-Diclethane
Concen: 26.69 ug/L
RT: 3.702 min Scan# 429
Delta R.T. -0.000 min
Lab File: F3400.D
Acq: 23 Oct 2015 6:59 pm

Tgt Ion: 63 Resp: 314268

Ion	Ratio	Lower	Upper
63	100		
65	31.9	11.7	51.7
83	10.4	0.0	30.6

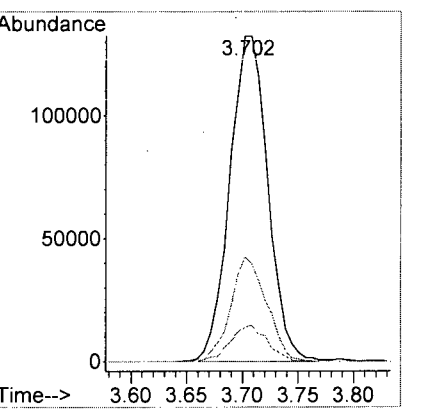

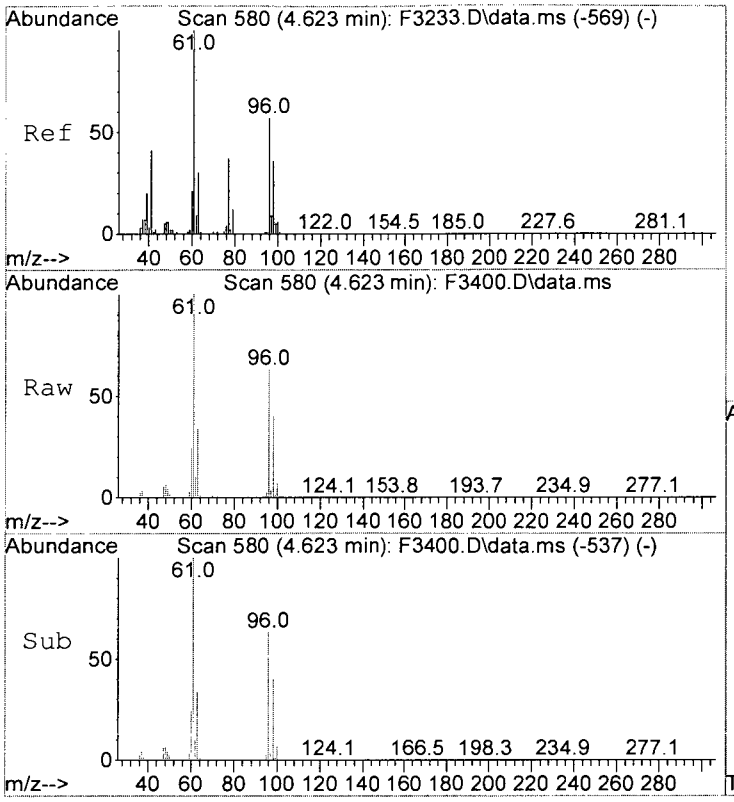

#33
cis-1,2-Dichloroethene
Concen: 666.10 ug/L
RT: 4.623 min Scan# 580
Delta R.T. 0.006 min
Lab File: F3400.D
Acq: 23 Oct 2015 6:59 pm

Tgt Ion: 96 Resp: 4258796

Ion	Ratio	Lower	Upper
96	100		
61	159.4	157.0	197.0

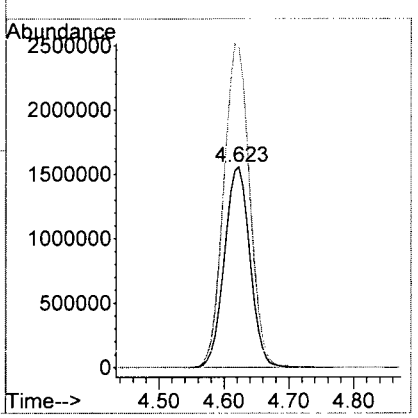

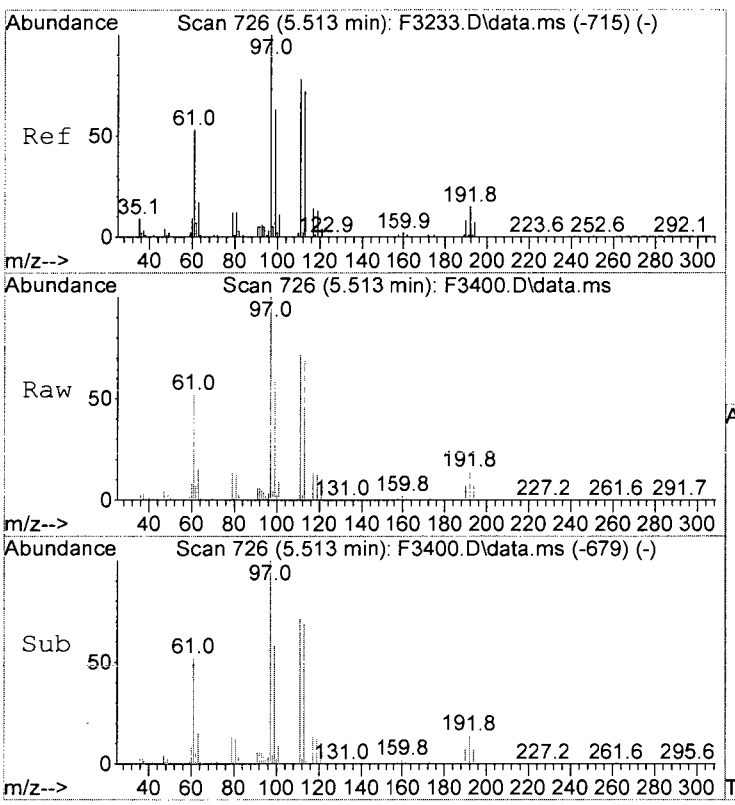

#40
1,1,1-Trichloroethane
Concen: 51.71 ug/L
RT: 5.513 min Scan# 726
Delta R.T. 0.006 min
Lab File: F3400.D
Acq: 23 Oct 2015 6:59 pm

Tgt Ion: 97 Resp: 413877

Ion	Ratio	Lower	Upper
97	100		
99	57.9	42.8	82.8
61	52.3	33.4	73.4

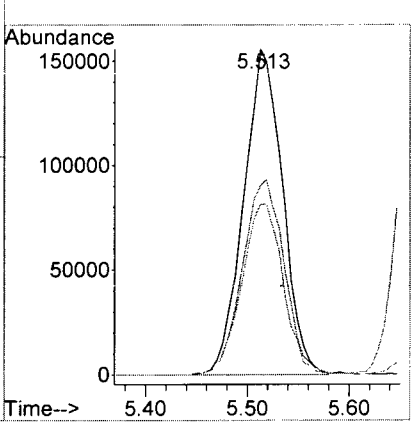

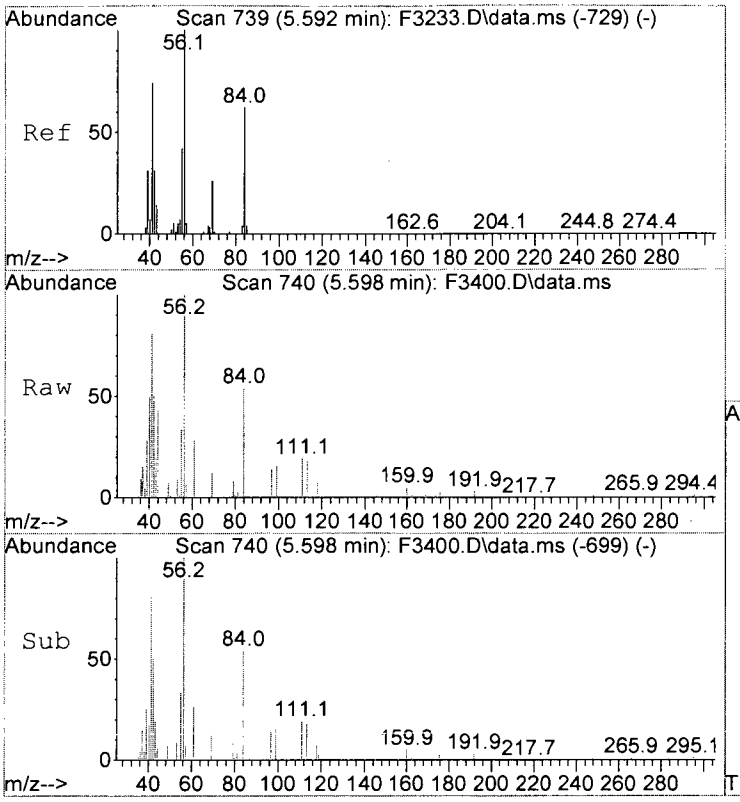

#42
Cyclohexane
Concen: 0.64 ug/L m
RT: 5.598 min Scan# 740
Delta R.T. -0.000 min
Lab File: F3400.D
Acq: 23 Oct 2015 6:59 pm

Tgt Ion: 41 Resp: 6311

Ion	Ratio	Lower	Upper
41	100		
39	35.0	22.1	62.1

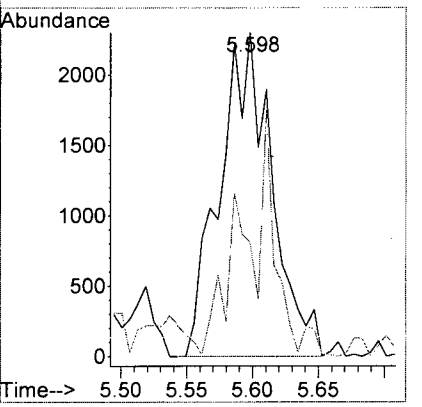

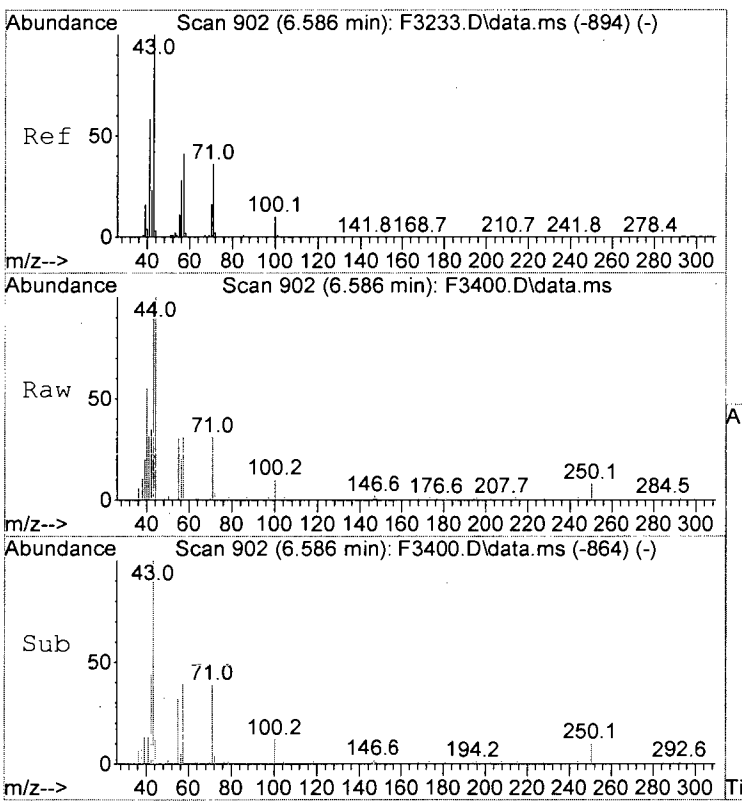

#51
n-Heptane
Concen: 0.25 ug/L
RT: 6.586 min Scan# 902
Delta R.T. -0.006 min
Lab File: F3400.D
Acq: 23 Oct 2015 6:59 pm

Tgt Ion: 43 Resp: 3319

Ion	Ratio	Lower	Upper
43	100		
57	32.8	21.0	61.0
71	33.2	15.4	55.4

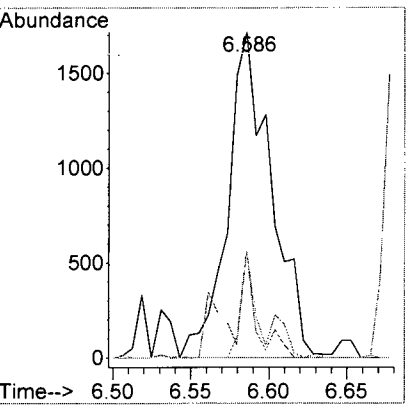

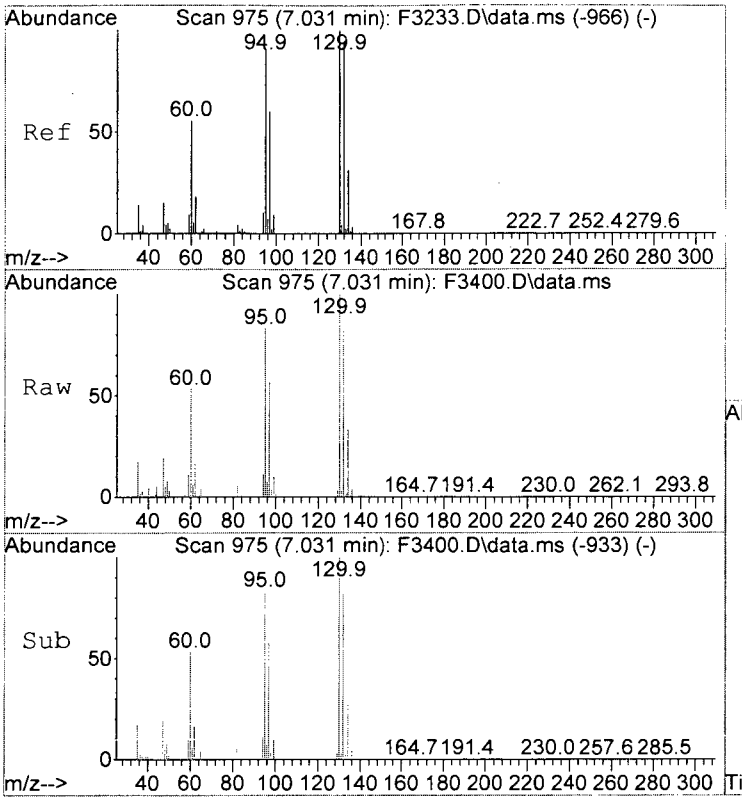

#53
Trichloroethene
Concen: 8.15 ug/L
RT: 7.031 min Scan# 975
Delta R.T. 0.006 min
Lab File: F3400.D
Acq: 23 Oct 2015 6:59 pm

Tgt Ion:130 Resp: 51602

Ion	Ratio	Lower	Upper
130	100		
132	81.9	74.1	114.1
95	83.5	70.9	110.9
97	57.2	39.7	79.7

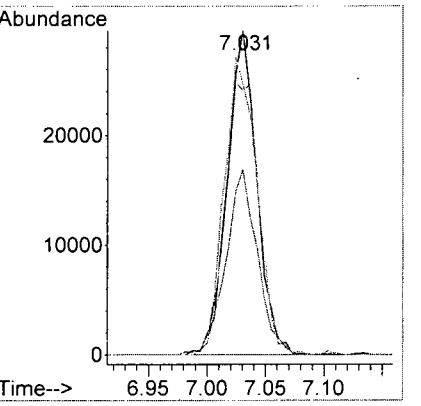

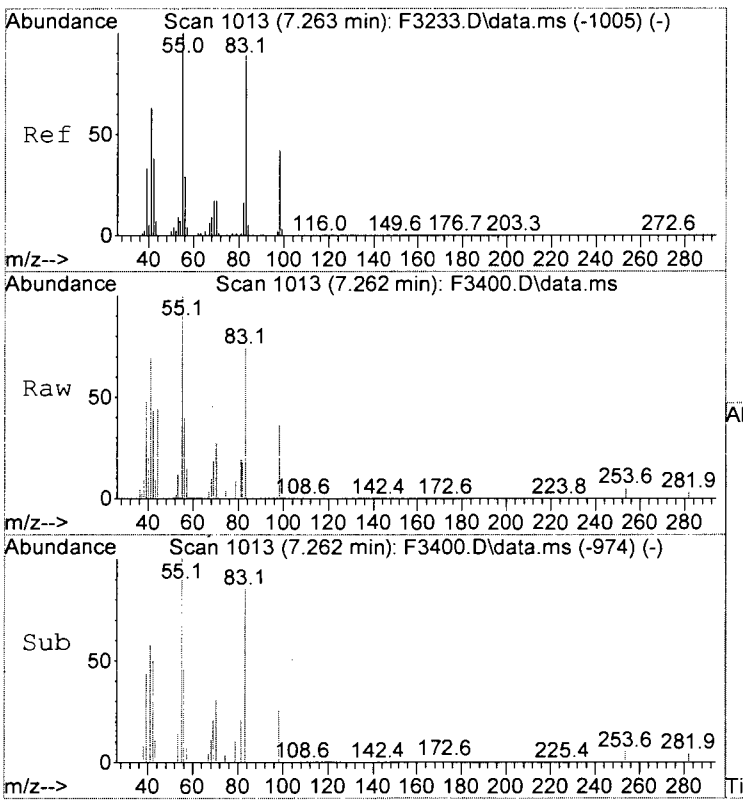

#54
Methylcyclohexane
Concen: 0.68 ug/L
RT: 7.262 min Scan# 1013
Delta R.T. -0.000 min
Lab File: F3400.D
Acq: 23 Oct 2015 6:59 pm

Tgt Ion: 55 Resp: 7492

Ion	Ratio	Lower	Upper
55	100		
83	74.2	69.2	109.2
98	36.1	22.1	62.1

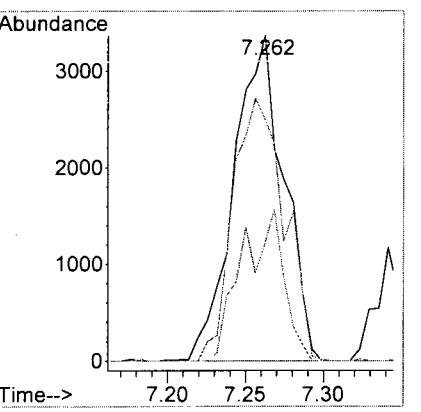

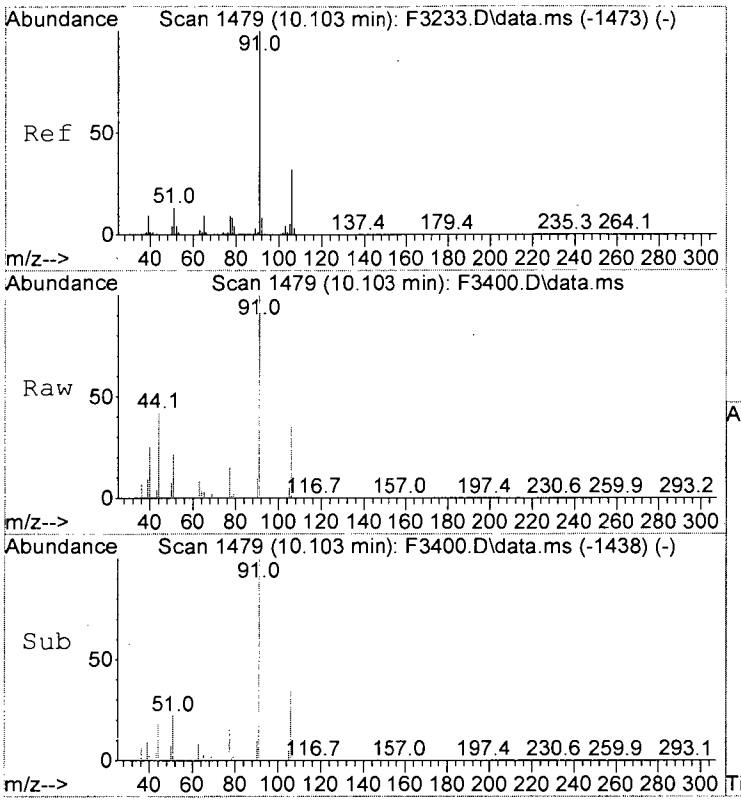

#81
Ethylbenzene
Concen: 0.20 ug/L
RT: 10.103 min Scan# 1479
Delta R.T. -0.000 min
Lab File: F3400.D
Acq: 23 Oct 2015 6:59 pm

Tgt Ion:106 Resp: 1831

Ion	Ratio	Lower	Upper
106	100		
91	286.8	292.1	332.1#
65	9.4	9.7	49.7#

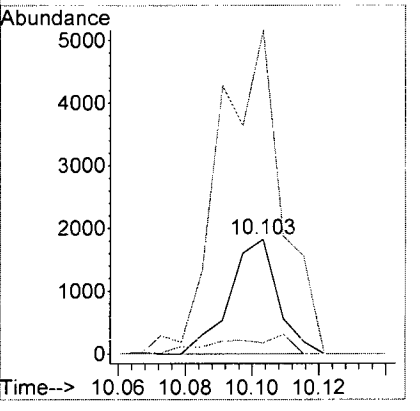

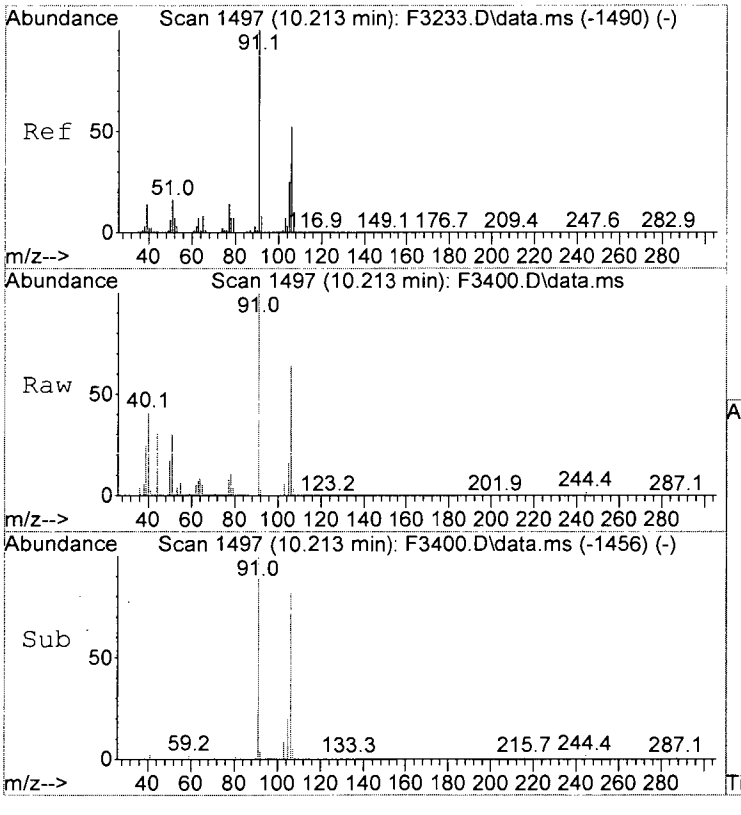

#82
(m+p)Xylene
Concen: 0.22 ug/L
RT: 10.213 min Scan# 1497
Delta R.T. -0.000 min
Lab File: F3400.D
Acq: 23 Oct 2015 6:59 pm

Tgt Ion:106 Resp: 2470

Ion	Ratio	Lower	Upper
106	100		
91	155.9	170.6	210.6#
77	12.8	6.3	46.3

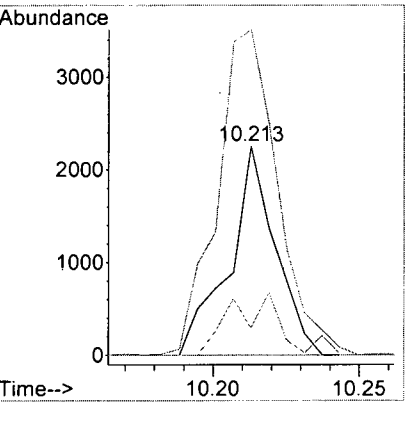

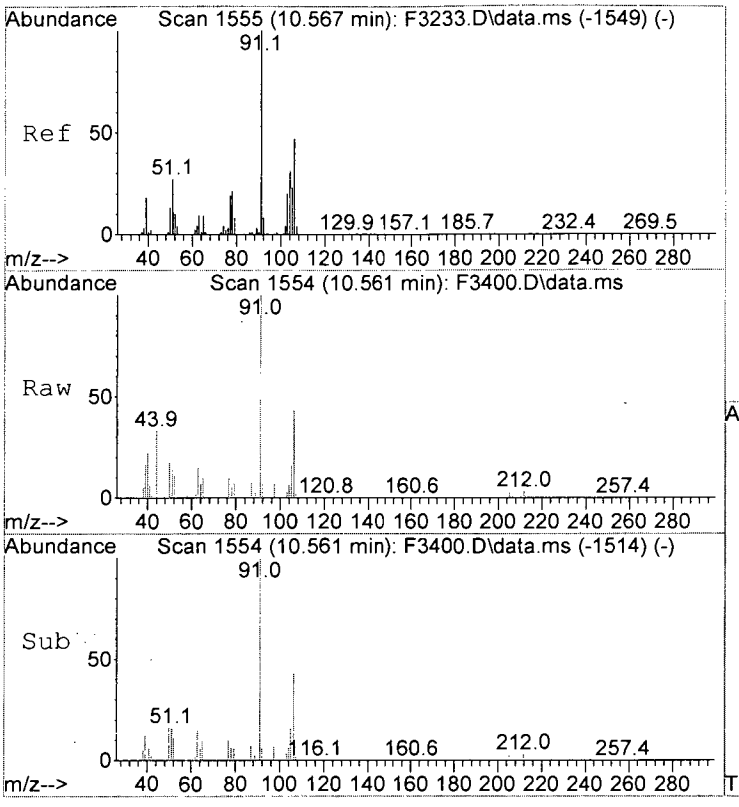

#83
o-Xylene
Concen: 0.24 ug/L
RT: 10.561 min Scan# 1554
Delta R.T. -0.006 min
Lab File: F3400.D
Acq: 23 Oct 2015 6:59 pm

Tgt Ion:106 Resp: 2686

Ion	Ratio	Lower	Upper
106	100		
91	230.5	194.2	234.2

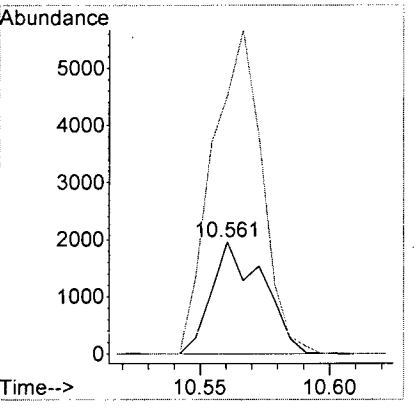

ALS Group USA, Corp. dba ALS Environmental

Analytical Report

Client:	CB&I	**Service Request:**	R1509047
Project:	Textron Wheatfield/Annual Groundwater	**Date Collected:**	10/21/15 1550
Sample Matrix:	Water	**Date Received:**	10/22/15
		Date Analyzed:	10/26/15 19:09
Sample Name:	BAT-EW-7-151021	**Units:**	µg/L
Lab Code:	R1509047-014	**Basis:**	NA
Run Type:	Dilution		

Volatile Organic Compounds by GC/MS

Analytical Method:	8260C	**Analysis Lot:**	468926
Prep Method:	EPA 5030C		
Data File Name:	I:\ACQUDATA\msvoa10\data\102615\F3461.D\	**Instrument Name:**	R-MS-10
		Dilution Factor:	5

CAS No.	Analyte Name	Result	Q	MRL	MDL	Note
74-87-3	Chloromethane	5.0	U	5.0	1.1	
75-01-4	Vinyl Chloride	**470**	D	5.0	1.6	
75-00-3	Chloroethane	5.0	U	5.0	1.2	
74-83-9	Bromomethane	5.0	U	5.0	1.5	
75-35-4	1,1-Dichloroethene	**3.1**	DJ	5.0	2.9	
67-64-1	Acetone	25	U	25	6.2	
75-15-0	Carbon Disulfide	5.0	U	5.0	1.1	
75-09-2	Methylene Chloride	**6.4**	D	5.0	3.0	
156-60-5	trans-1,2-Dichloroethene	**3.4**	DJ	5.0	1.7	
75-34-3	1,1-Dichloroethane	**24**	D	5.0	1.0	
156-59-2	cis-1,2-Dichloroethene	**610**	D	5.0	1.5	
78-93-3	2-Butanone (MEK)	25	U	25	4.1	
67-66-3	Chloroform	5.0	U	5.0	1.3	
71-55-6	1,1,1-Trichloroethane	**49**	D	5.0	1.8	
56-23-5	Carbon Tetrachloride	5.0	U	5.0	2.3	
71-43-2	Benzene	5.0	U	5.0	1.0	
107-06-2	1,2-Dichloroethane	5.0	U	5.0	1.8	
79-01-6	Trichloroethene	**7.6**	D	5.0	1.1	
78-87-5	1,2-Dichloropropane	5.0	U	5.0	1.0	
75-27-4	Bromodichloromethane	5.0	U	5.0	1.6	
10061-01-5	cis-1,3-Dichloropropene	5.0	U	5.0	1.2	
108-10-1	4-Methyl-2-pentanone (MIBK)	25	U	25	3.4	
108-88-3	Toluene	5.0	U	5.0	1.0	
10061-02-6	trans-1,3-Dichloropropene	5.0	U	5.0	1.0	
79-00-5	1,1,2-Trichloroethane	5.0	U	5.0	1.8	
127-18-4	Tetrachloroethene	5.0	U	5.0	1.5	
591-78-6	2-Hexanone	25	U	25	8.3	
124-48-1	Dibromochloromethane	5.0	U	5.0	1.6	
108-90-7	Chlorobenzene	5.0	U	5.0	1.5	
100-41-4	Ethylbenzene	5.0	U	5.0	1.0	
179601-23-1	m,p-Xylenes	10	U	10	1.7	
95-47-6	o-Xylene	5.0	U	5.0	1.0	
100-42-5	Styrene	5.0	U	5.0	1.0	
75-25-2	Bromoform	5.0	U	5.0	2.1	
79-34-5	1,1,2,2-Tetrachloroethane	5.0	U	5.0	1.3	

Client:	CB&I	**Service Request:**	R1509047
Project:	Textron Wheatfield/Annual Groundwater	**Date Collected:**	10/21/15 1550
Sample Matrix:	Water	**Date Received:**	10/22/15
		Date Analyzed:	10/26/15 19:09
Sample Name:	BAT-EW-7-151021	**Units:**	µg/L
Lab Code:	R1509047-014	**Basis:**	NA
Run Type:	Dilution		

Volatile Organic Compounds by GC/MS

Analytical Method:	8260C	**Analysis Lot:**	468926
Prep Method:	EPA 5030C		
Data File Name:	I:\ACQUDATA\msvoa10\data\102615\F3461.D\	**Instrument Name:**	R-MS-10
		Dilution Factor:	5

CAS No.	Analyte Name	Result	Q	MRL	MDL	Note

Surrogate Name	%Rec	Control Limits	Date Analyzed	Q
4-Bromofluorobenzene	98	85-122	10/26/15 19:09	
Toluene-d8	102	87-121	10/26/15 19:09	
Dibromofluoromethane	102	89-119	10/26/15 19:09	

Quantitation Report (QT Reviewed)

Data Path : I:\ACQUDATA\msvoa10\data\102615\
Data File : F3461.D
Acq On : 26 Oct 2015 7:09 pm
Operator : F. Naegler
Sample : R1509047-014|5.0 Inst : MSVOA10
Misc : CBI 13429 T4
ALS Vial : 19 Sample Multiplier: 1

Quant Time: Oct 30 11:51:44 2015
Quant Method : I:\ACQUDATA\MSVOA10\METHODS\W101915.M
Quant Title : MS#10 - 8260B WATERS 10mL Purge
QLast Update : Tue Oct 20 12:01:30 2015
Response via : Initial Calibration

DL

FV 10/30/15

Compound	R.T.	QIon	Response	Conc	Units		Dev(Min)
Internal Standards							
1) Pentafluorobenzene	5.665	168	643779	50.00	ug/L		0.00
41) 1,4-Difluorobenzene	6.714	114	957574	50.00	ug/L		0.00
70) d5-Chlorobenzene	9.957	117	865739	50.00	ug/L		0.00
90) 1,4-Dichlorobenzene-d4	11.987	152	456100	50.00	ug/L		0.00
System Monitoring Compounds							
43) surr4,Dibrflmethane	5.519	113	298168	50.76	ug/L		0.00
Spiked Amount 50.000	Range 89 - 119		Recovery = 101.52%				
46) surr1,1,2-dichloroetha...	6.031	65	426157	53.94	ug/L		0.00
Spiked Amount 50.000	Range 73 - 125		Recovery = 107.88%				
64) SURR3,Toluene-d8	8.488	98	1112450	50.99	ug/L		0.00
Spiked Amount 50.000	Range 87 - 121		Recovery = 101.98%				
69) SURR2,BFB	11.018	95	424869	48.77	ug/L		0.00
Spiked Amount 50.000	Range 85 - 122		Recovery = 97.54%				
Target Compounds							Qvalue
4) Vinyl Chloride	1.379	62	1019160	94.80	ug/L		95
7) Freon 21	1.867	67	13319	1.07	ug/L		93
8) Trichlorofluoromethane	1.910	101	2742	0.30	ug/L		78
10) Freon 123a	2.172	67	26929	3.50	ug/L		95
13) 1,1-Diclethene	2.361	96	3194	0.62	ug/L	#	65
14) Freon 113	2.373	101	105868	18.52	ug/L		95
22) Methylene Chloride	2.849	84	8580	1.28	ug/L	#	72
26) trans-1,2-Dichloroethene	3.159	96	3928	0.68	ug/L	#	48
27) 1,1-Diclethane	3.702	63	57801	4.82	ug/L		97
33) cis-1,2-Dichloroethene	4.623	96	797618	122.42	ug/L		93
40) 1,1,1-Trichloroethane	5.513	97	79849	9.79	ug/L		92
53) Trichloroethene	7.031	130	9943	1.51	ug/L		92
54) Methylcyclohexane	7.268	55	2744m	0.24	ug/L		

(#) = qualifier out of range (m) = manual integration (+) = signals summed

Data Path : I:\ACQUDATA\msvoa10\data\102615\
Data File : F3461.D
Acq On : 26 Oct 2015 7:09 pm
Operator : F. Naegler
Sample : R1509047-014|5.0 Inst : MSVOA10
Misc : CBI 13429 T4
ALS Vial : 19 Sample Multiplier: 1

Quant Time: Oct 26 19:23:47 2015
Quant Method : I:\ACQUDATA\MSVOA10\METHODS\W101915.M
Quant Title : MS#10 - 8260B WATERS 10mL Purge
QLast Update : Tue Oct 20 12:01:30 2015
Response via : Initial Calibration

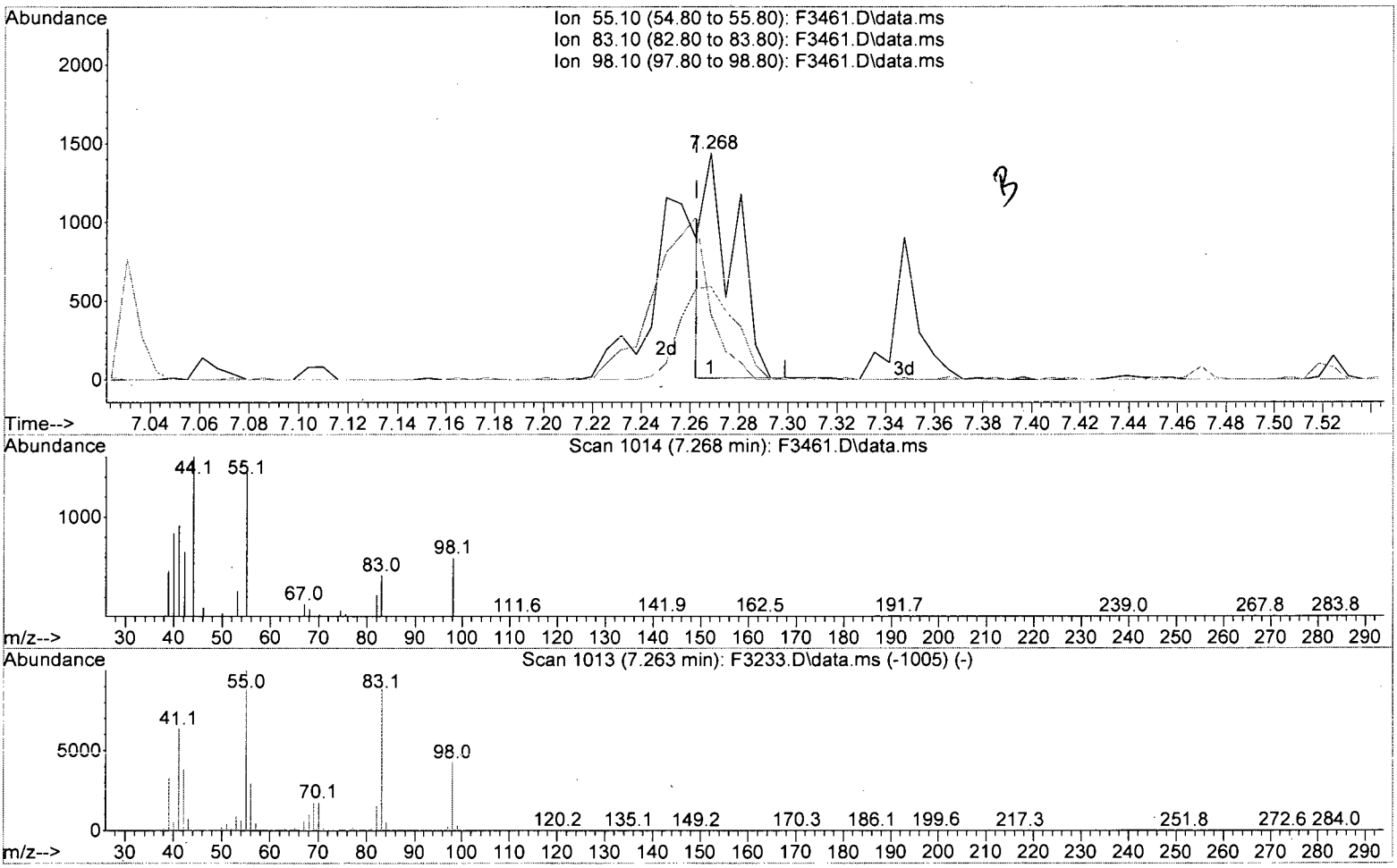

TIC: F3461.D\data.ms

(54) Methylcyclohexane (P)

7.268min (+0.006) 0.11 ug/L

response 1213

Ion	Exp%	Act%
55.10	100	100
83.10	89.20	29.07#
98.10	42.10	41.03
0.00	0.00	0.00

Quantitation Report (Qedit)

Data Path : I:\ACQUDATA\msvoa10\data\102615\
Data File : F3461.D
Acq On : 26 Oct 2015 7:09 pm
Operator : F. Naegler
Sample : R1509047-014|5.0 Inst : MSVOA10
Misc : CBI 13429 T4
ALS Vial : 19 Sample Multiplier: 1

Quant Time: Oct 26 19:23:47 2015
Quant Method : I:\ACQUDATA\MSVOA10\METHODS\W101915.M
Quant Title : MS#10 - 8260B WATERS 10mL Purge
QLast Update : Tue Oct 20 12:01:30 2015
Response via : Initial Calibration

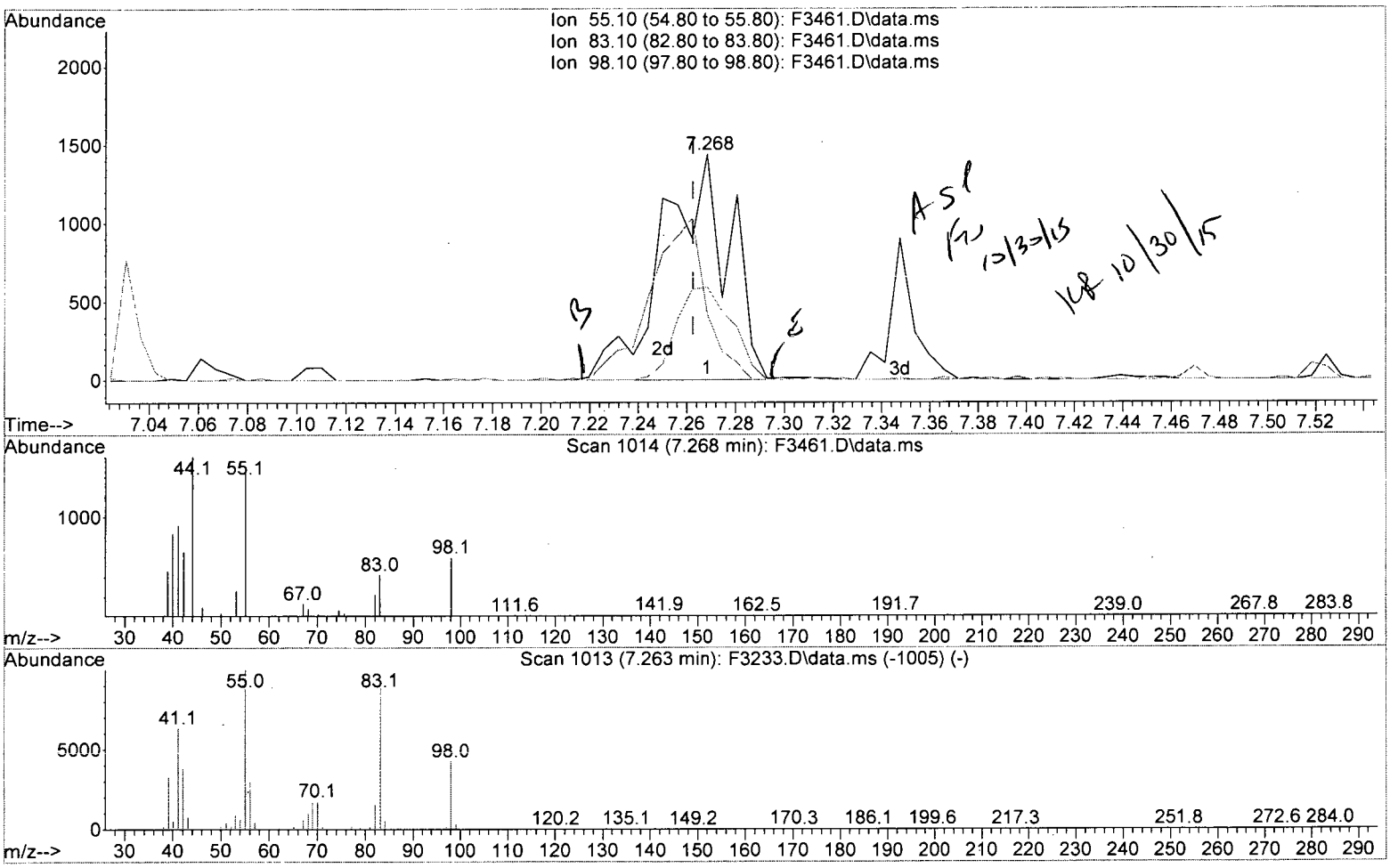

TIC: F3461.D\data.ms

(54) Methylcyclohexane (P)

7.268min (+0.006) 0.24 ug/L m

response 2744

Ion	Exp%	Act%
55.10	100	100
83.10	89.20	29.07#
98.10	42.10	41.03
0.00	0.00	0.00

Quantitation Report (QT Reviewed)

Data Path : I:\ACQUDATA\msvoa10\data\102615\
Data File : F3461.D
Acq On : 26 Oct 2015 7:09 pm
Operator : F. Naegler
Sample : R1509047-014|5.0 Inst : MSVOA10
Misc : CBI 13429 T4
ALS Vial : 19 Sample Multiplier: 1

Quant Time: Oct 30 11:51:44 2015
Quant Method : I:\ACQUDATA\MSVOA10\METHODS\W101915.M
Quant Title : MS#10 - 8260B WATERS 10mL Purge
QLast Update : Tue Oct 20 12:01:30 2015
Response via : Initial Calibration

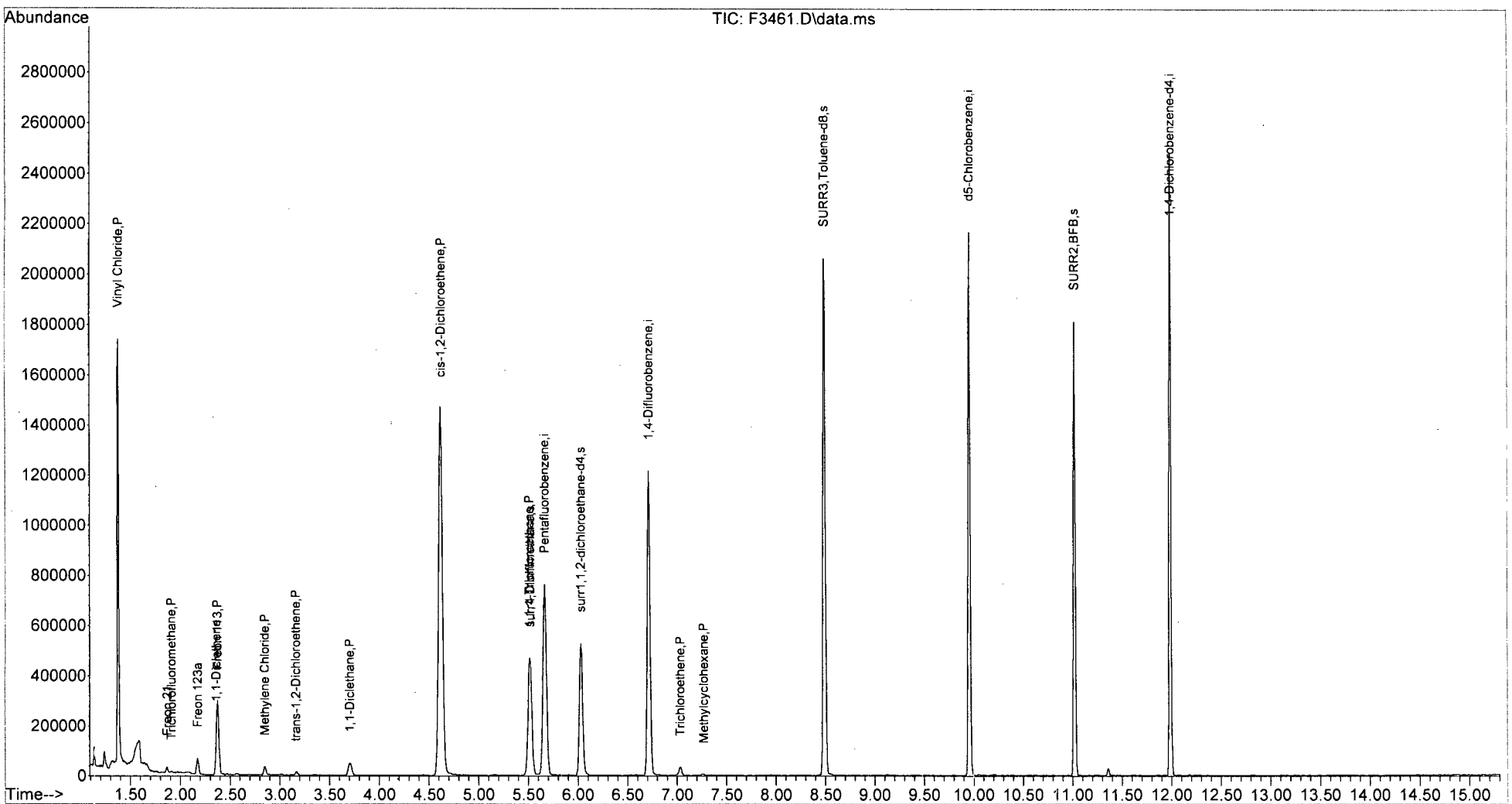

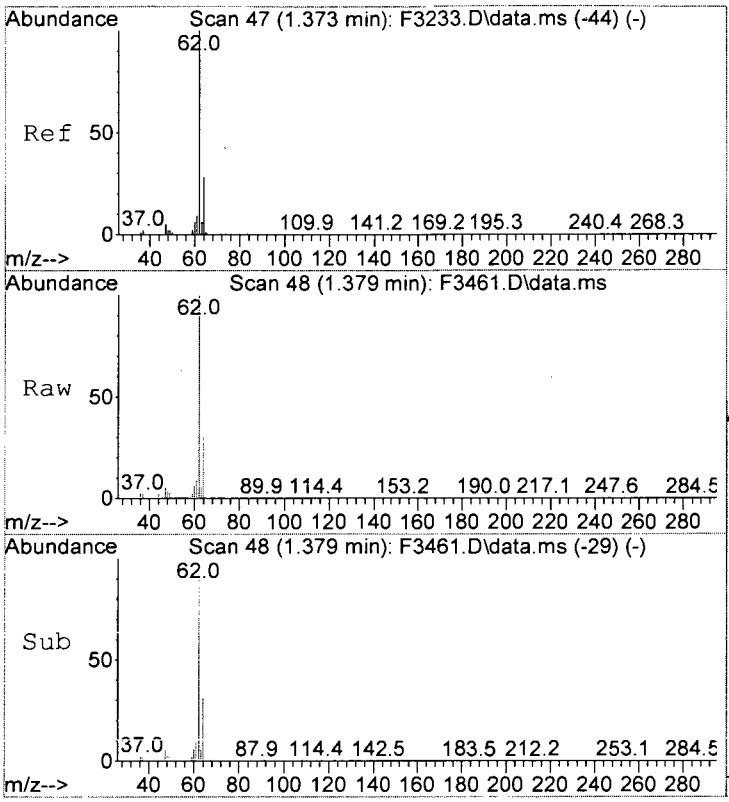

#4
Vinyl Chloride
Concen: 94.80 ug/L
RT: 1.379 min Scan# 48
Delta R.T. -0.000 min
Lab File: F3461.D
Acq: 26 Oct 2015 7:09 pm

Tgt Ion: 62 Resp: 1019160

Ion	Ratio	Lower	Upper
62	100		
64	31.2	8.4	48.4

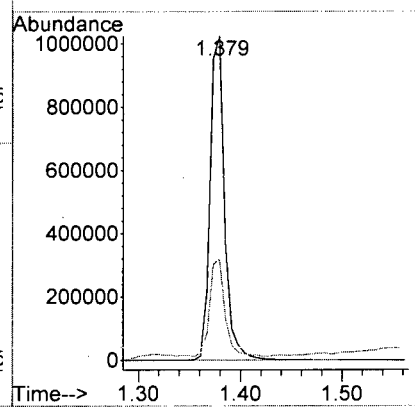

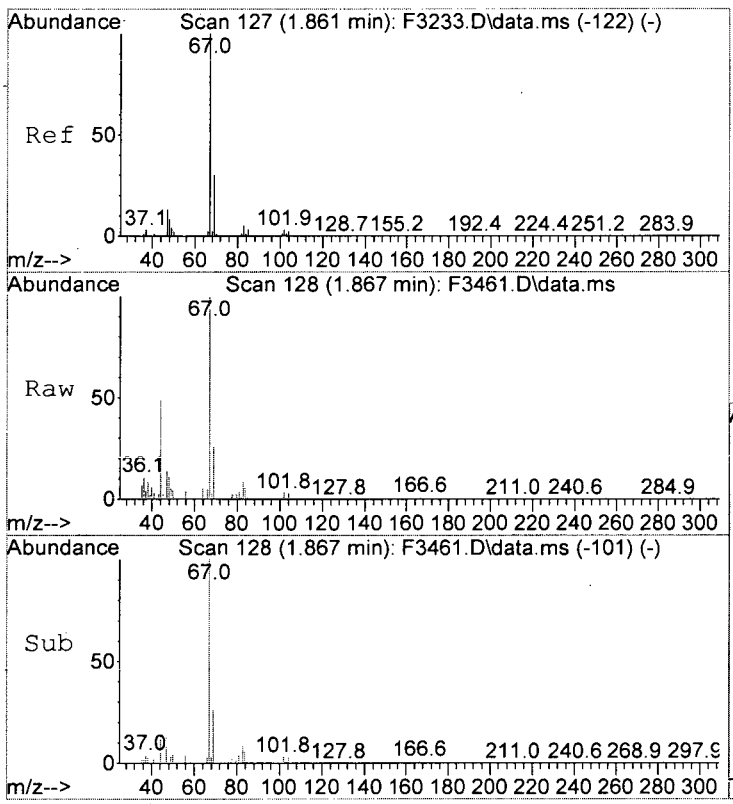

#7
Freon 21
Concen: 1.07 ug/L
RT: 1.867 min Scan# 128
Delta R.T. -0.000 min
Lab File: F3461.D
Acq: 26 Oct 2015 7:09 pm

Tgt Ion: 67 Resp: 13319

Ion	Ratio	Lower	Upper
67	100		
69	26.2	9.8	49.8

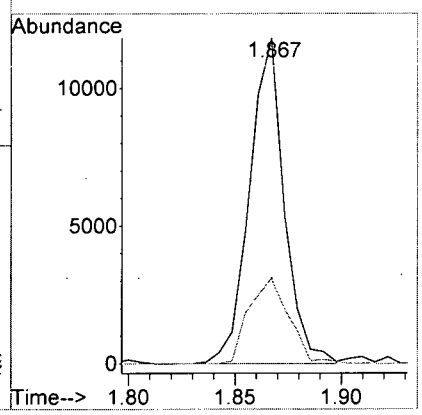

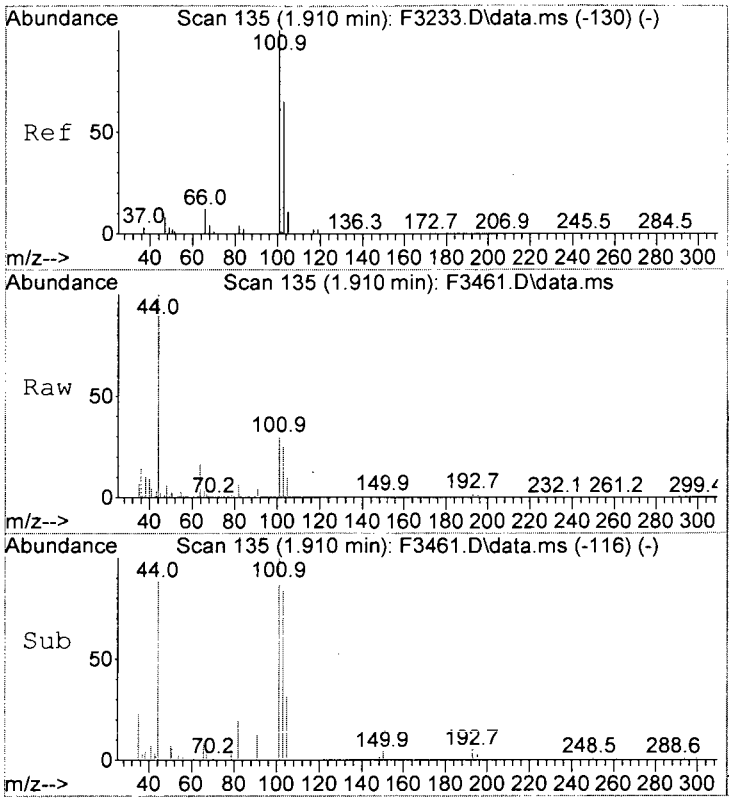

#8
Trichlorofluoromethane
Concen: 0.30 ug/L
RT: 1.910 min Scan# 135
Delta R.T. -0.006 min
Lab File: F3461.D
Acq: 26 Oct 2015 7:09 pm

Tgt Ion:101 Resp: 2742

Ion	Ratio	Lower	Upper
101	100		
103	83.6	44.4	84.4
66	10.2	0.0	32.9

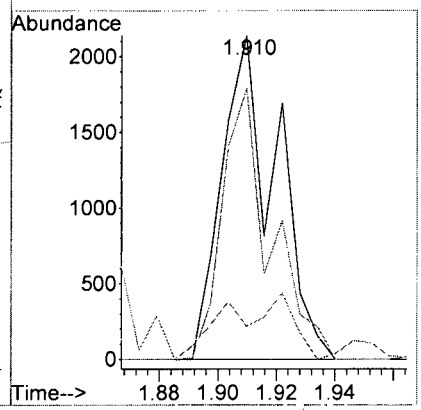

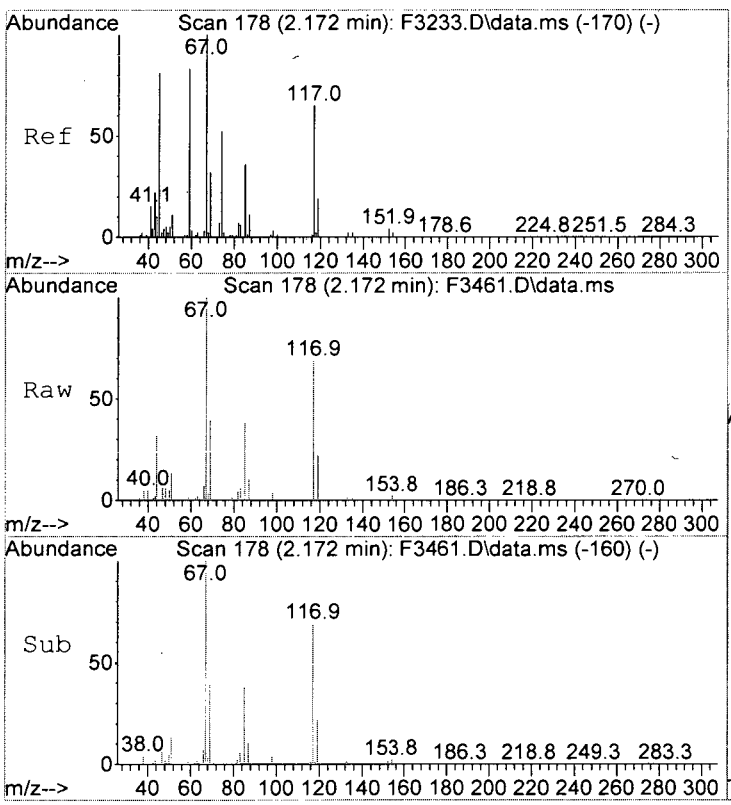

#10
Freon 123a
Concen: 3.50 ug/L
RT: 2.172 min Scan# 178
Delta R.T. -0.006 min
Lab File: F3461.D
Acq: 26 Oct 2015 7:09 pm

Tgt Ion: 67 Resp: 26929

Ion	Ratio	Lower	Upper
67	100		
117	70.3	46.0	86.0

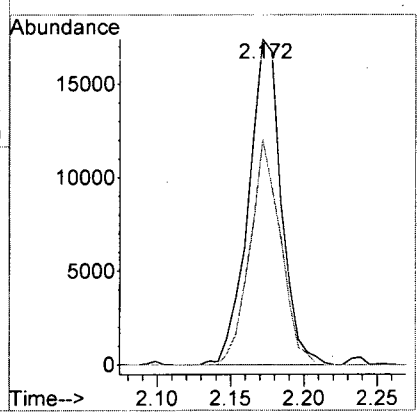

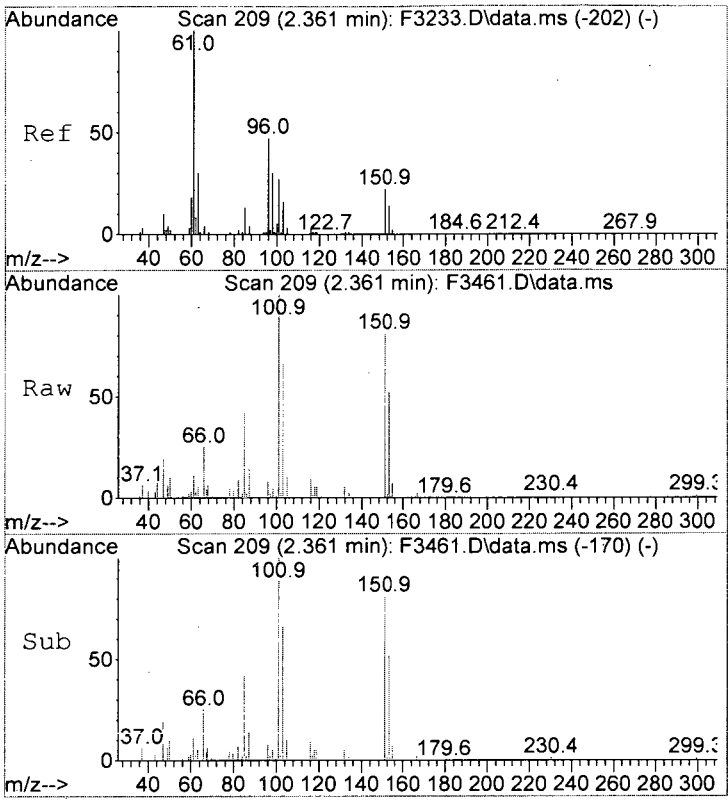

#13
1,1-Diclethene
Concen: 0.62 ug/L
RT: 2.361 min Scan# 209
Delta R.T. -0.012 min
Lab File: F3461.D
Acq: 26 Oct 2015 7:09 pm

Tgt Ion: 96 Resp: 3194

Ion	Ratio	Lower	Upper
96	100		
98	61.0	44.2	84.2
61	143.4	192.7	232.7#

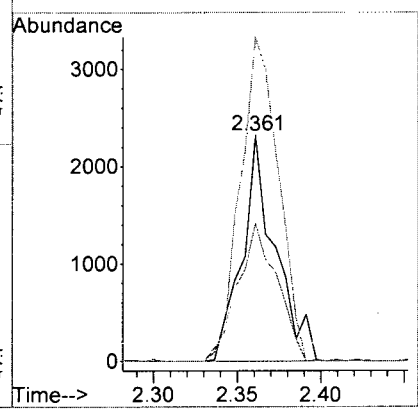

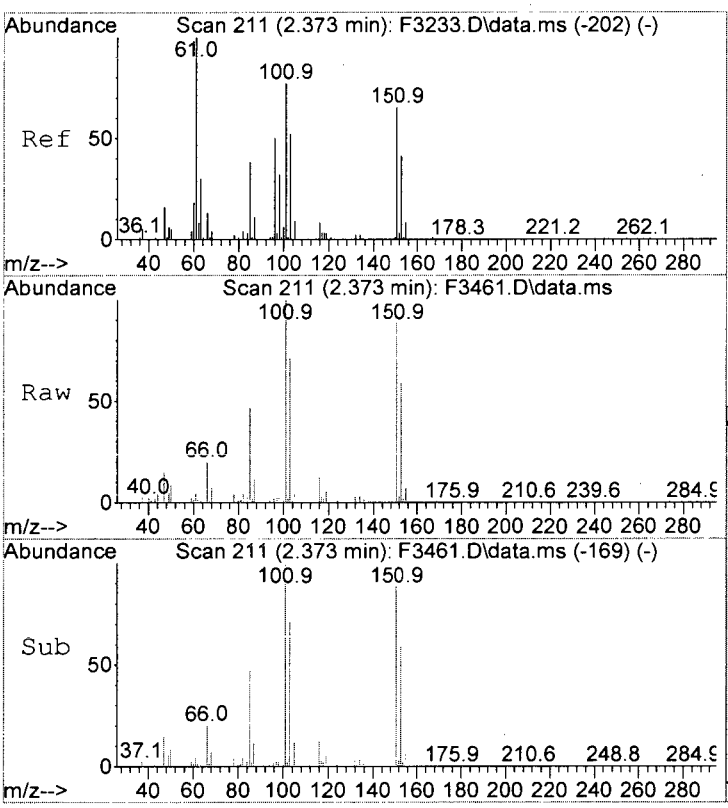

#14
Freon 113
Concen: 18.52 ug/L
RT: 2.373 min Scan# 211
Delta R.T. -0.000 min
Lab File: F3461.D
Acq: 26 Oct 2015 7:09 pm

Tgt Ion:101 Resp: 105868

Ion	Ratio	Lower	Upper
101	100		
151	88.6	64.5	104.5

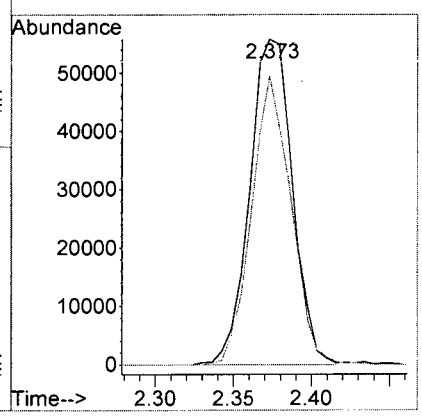

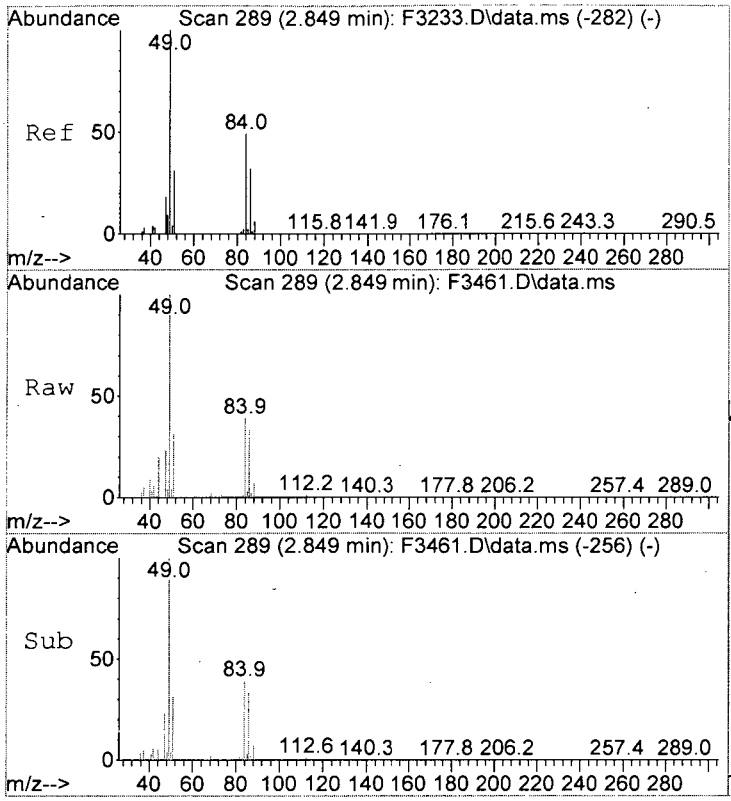

#22
Methylene Chloride
Concen: 1.28 ug/L
RT: 2.849 min Scan# 289
Delta R.T. -0.000 min
Lab File: F3461.D
Acq: 26 Oct 2015 7:09 pm

Tgt Ion: 84 Resp: 8580

Ion	Ratio	Lower	Upper
84	100		
86	88.0	46.0	86.0#
49	254.6	186.0	226.0#
51	77.7	43.6	83.6

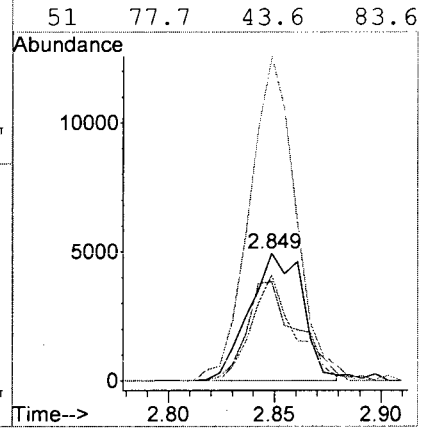

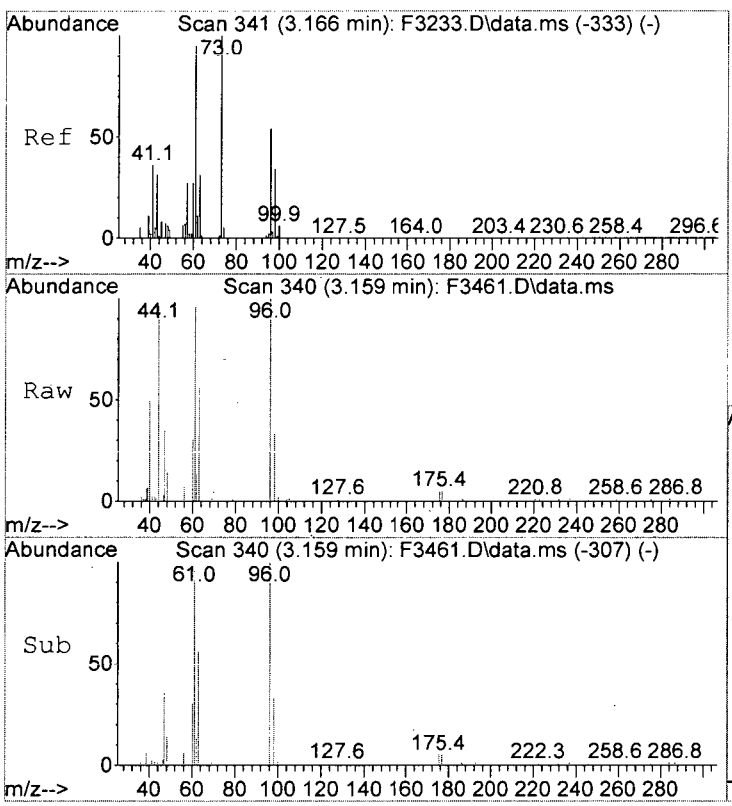

#26
trans-1,2-Dichloroethene
Concen: 0.68 ug/L
RT: 3.159 min Scan# 340
Delta R.T. -0.006 min
Lab File: F3461.D
Acq: 26 Oct 2015 7:09 pm

Tgt Ion: 96 Resp: 3928

Ion	Ratio	Lower	Upper
96	100		
98	33.1	42.3	82.3#
61	96.1	155.3	195.3#

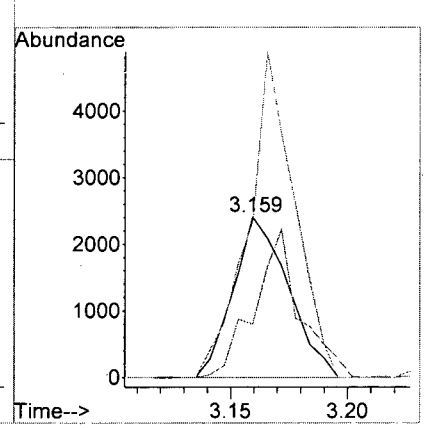

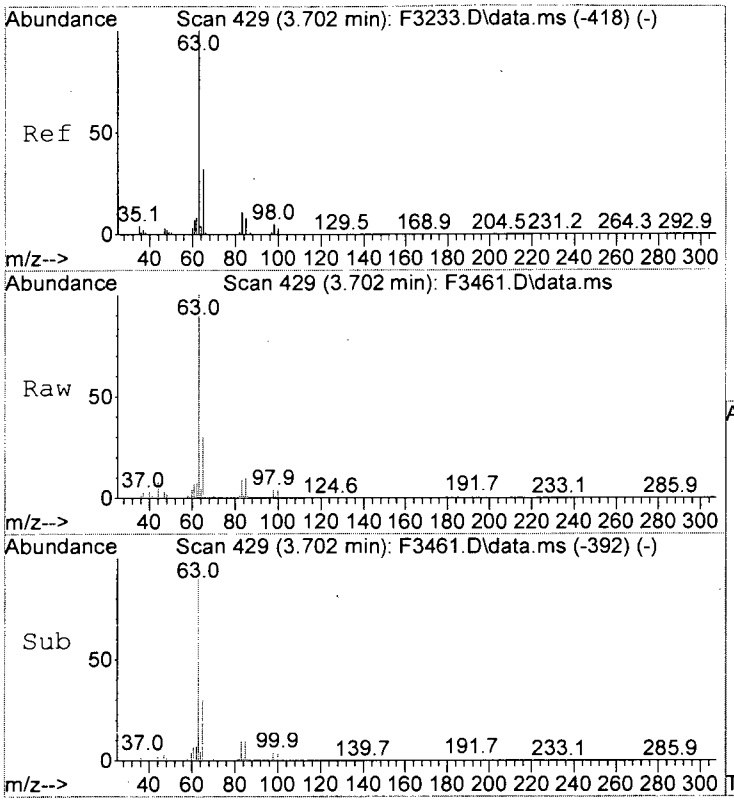

#27
1,1-Diclethane
Concen: 4.82 ug/L
RT: 3.702 min Scan# 429
Delta R.T. -0.000 min
Lab File: F3461.D
Acq: 26 Oct 2015 7:09 pm

Tgt Ion: 63 Resp: 57801

Ion	Ratio	Lower	Upper
63	100		
65	30.2	11.7	51.7
83	9.3	0.0	30.6

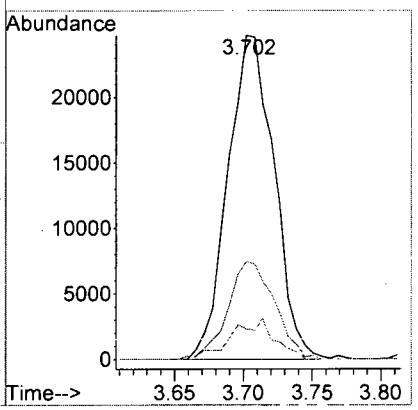

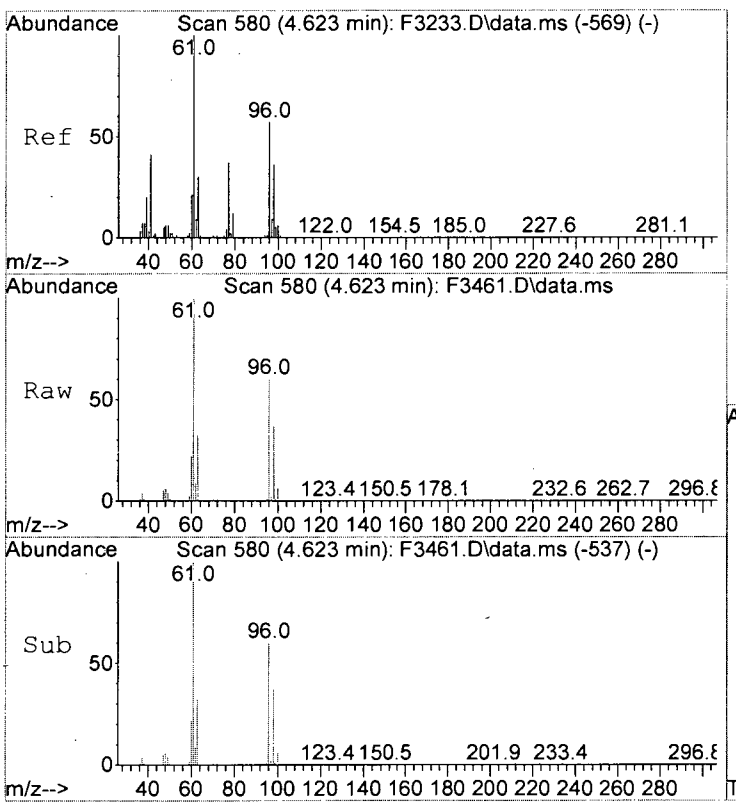

#33
cis-1,2-Dichloroethene
Concen: 122.42 ug/L
RT: 4.623 min Scan# 580
Delta R.T. 0.006 min
Lab File: F3461.D
Acq: 26 Oct 2015 7:09 pm

Tgt Ion: 96 Resp: 797618

Ion	Ratio	Lower	Upper
96	100		
61	166.7	157.0	197.0

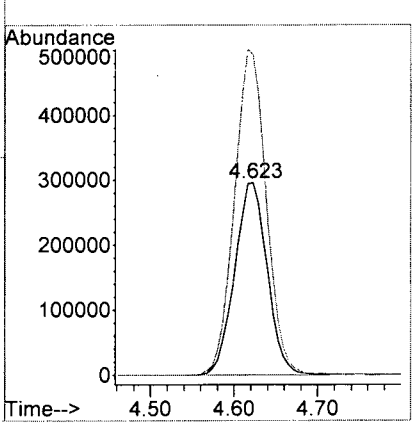

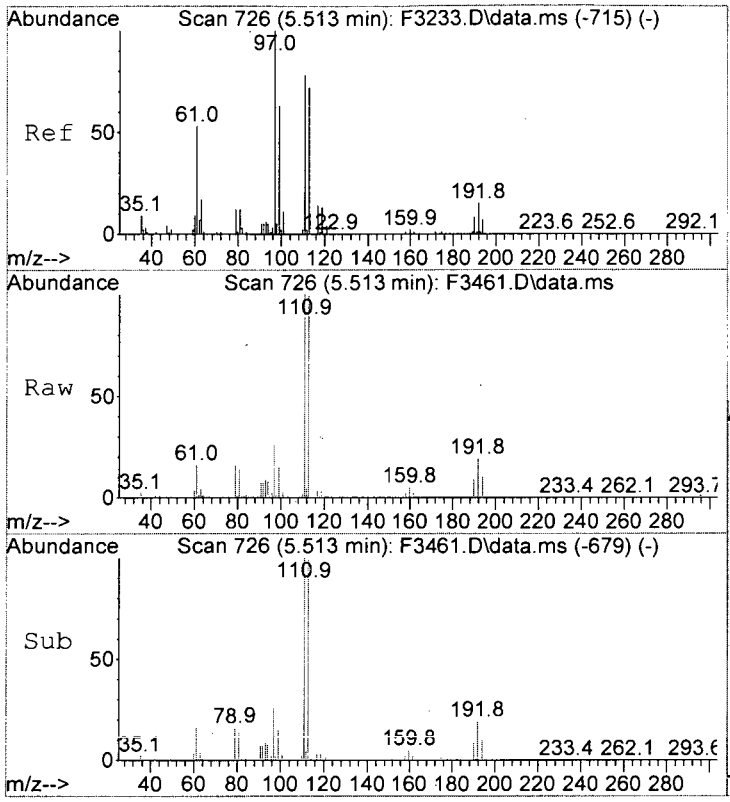

#40
1,1,1-Trichloroethane
Concen: 9.79 ug/L
RT: 5.513 min Scan# 726
Delta R.T. 0.006 min
Lab File: F3461.D
Acq: 26 Oct 2015 7:09 pm

Tgt Ion: 97 Resp: 79849

Ion	Ratio	Lower	Upper
97	100		
99	57.6	42.8	82.8
61	60.9	33.4	73.4

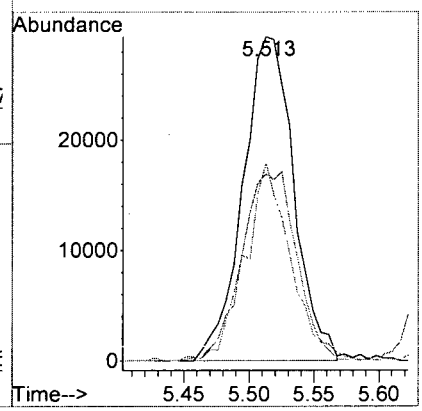

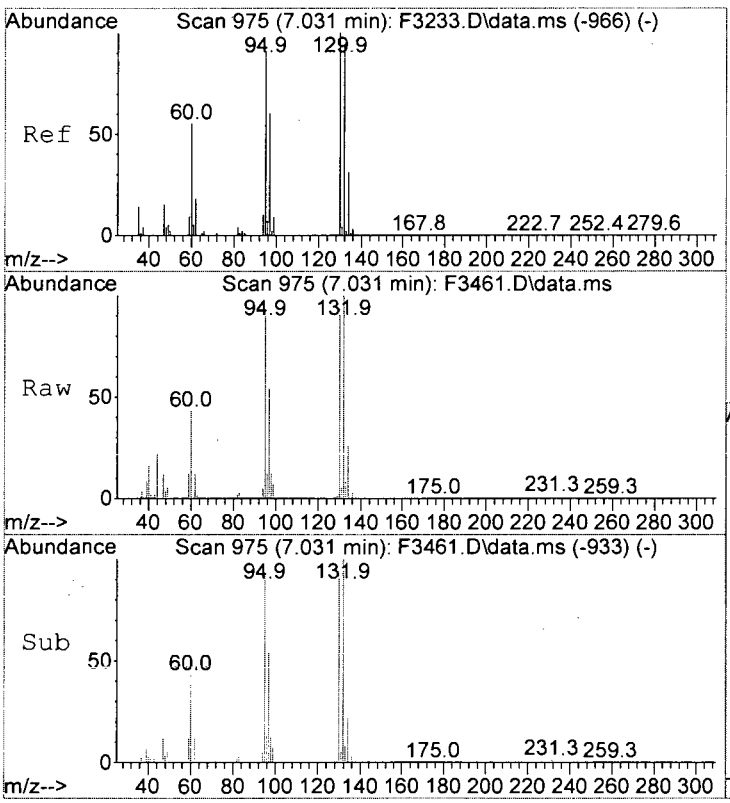

#53
Trichloroethene
Concen: 1.51 ug/L
RT: 7.031 min Scan# 975
Delta R.T. 0.006 min
Lab File: F3461.D
Acq: 26 Oct 2015 7:09 pm

Tgt Ion:130 Resp: 9943

Ion	Ratio	Lower	Upper
130	100		
132	106.4	74.1	114.1
95	97.9	70.9	110.9
97	57.5	39.7	79.7

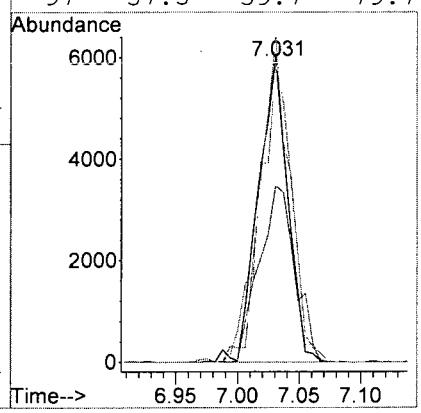

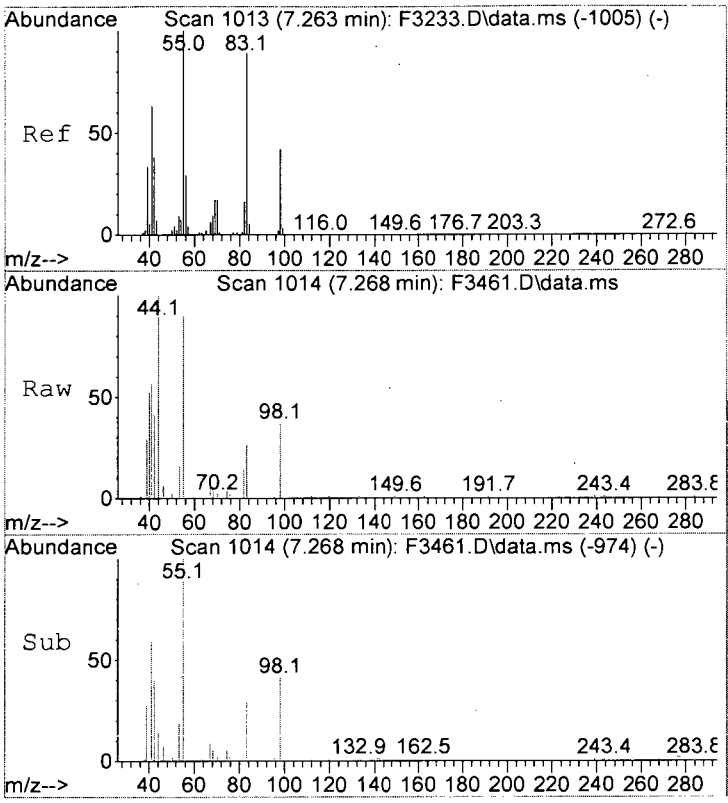

#54
Methylcyclohexane
Concen: 0.24 ug/L m
RT: 7.268 min Scan# 1014
Delta R.T. 0.006 min
Lab File: F3461.D
Acq: 26 Oct 2015 7:09 pm

Tgt Ion: 55 Resp: 2744

Ion	Ratio	Lower	Upper
55	100		
83	29.1	69.2	109.2#
98	41.0	22.1	62.1

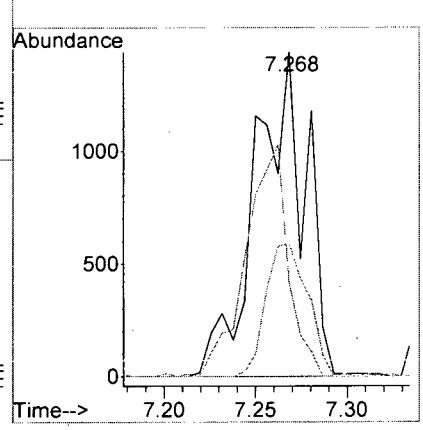

ALS Group USA, Corp. dba ALS Environmental

Analytical Report

Client:	CB&I	**Service Request:**	R1509047
Project:	Textron Wheatfield/Annual Groundwater	**Date Collected:**	10/21/15 1610
Sample Matrix:	Water	**Date Received:**	10/22/15
		Date Analyzed:	10/23/15 19:24
Sample Name:	BAT-EW-13-151021	**Units:**	µg/L
Lab Code:	R1509047-015	**Basis:**	NA

Volatile Organic Compounds by GC/MS

Analytical Method:	8260C	**Analysis Lot:**	468624
Prep Method:	EPA 5030C		
Data File Name:	I:\ACQUDATA\msvoa10\data\102315\F3401.D\	**Instrument Name:**	R-MS-10
		Dilution Factor:	5

CAS No.	Analyte Name	Result	Q	MRL	MDL	Note
74-87-3	Chloromethane	5.0	U	5.0	1.1	
75-01-4	Vinyl Chloride	**570**		5.0	1.6	
75-00-3	Chloroethane	5.0	U	5.0	1.2	
74-83-9	Bromomethane	5.0	U	5.0	1.5	
75-35-4	1,1-Dichloroethene	5.0	U	5.0	2.9	
67-64-1	Acetone	25	U	25	6.2	
75-15-0	Carbon Disulfide	**5.5**		5.0	1.1	
75-09-2	Methylene Chloride	5.0	U	5.0	3.0	
156-60-5	trans-1,2-Dichloroethene	**4.3**	J	5.0	1.7	
75-34-3	1,1-Dichloroethane	**31**		5.0	1.0	
156-59-2	cis-1,2-Dichloroethene	**520**		5.0	1.5	
78-93-3	2-Butanone (MEK)	25	U	25	4.1	
67-66-3	Chloroform	5.0	U	5.0	1.3	
71-55-6	1,1,1-Trichloroethane	**98**		5.0	1.8	
56-23-5	Carbon Tetrachloride	5.0	U	5.0	2.3	
71-43-2	Benzene	5.0	U	5.0	1.0	
107-06-2	1,2-Dichloroethane	5.0	U	5.0	1.8	
79-01-6	Trichloroethene	**3.2**	J	5.0	1.1	
78-87-5	1,2-Dichloropropane	5.0	U	5.0	1.0	
75-27-4	Bromodichloromethane	5.0	U	5.0	1.6	
10061-01-5	cis-1,3-Dichloropropene	5.0	U	5.0	1.2	
108-10-1	4-Methyl-2-pentanone (MIBK)	25	U	25	3.4	
108-88-3	Toluene	5.0	U	5.0	1.0	
10061-02-6	trans-1,3-Dichloropropene	5.0	U	5.0	1.0	
79-00-5	1,1,2-Trichloroethane	5.0	U	5.0	1.8	
127-18-4	Tetrachloroethene	5.0	U	5.0	1.5	
591-78-6	2-Hexanone	25	U	25	8.3	
124-48-1	Dibromochloromethane	5.0	U	5.0	1.6	
108-90-7	Chlorobenzene	5.0	U	5.0	1.5	
100-41-4	Ethylbenzene	5.0	U	5.0	1.0	
179601-23-1	m,p-Xylenes	10	U	10	1.7	
95-47-6	o-Xylene	5.0	U	5.0	1.0	
100-42-5	Styrene	5.0	U	5.0	1.0	
75-25-2	Bromoform	5.0	U	5.0	2.1	
79-34-5	1,1,2,2-Tetrachloroethane	5.0	U	5.0	1.3	

Client:	CB&I	**Service Request:**	R1509047
Project:	Textron Wheatfield/Annual Groundwater	**Date Collected:**	10/21/15 1610
Sample Matrix:	Water	**Date Received:**	10/22/15
		Date Analyzed:	10/23/15 19:24
Sample Name:	BAT-EW-13-151021	**Units:**	µg/L
Lab Code:	R1509047-015	**Basis:**	NA

Volatile Organic Compounds by GC/MS

Analytical Method:	8260C	**Analysis Lot:**	468624
Prep Method:	EPA 5030C		
Data File Name:	I:\ACQUDATA\msvoa10\data\102315\F3401.D\	**Instrument Name:**	R-MS-10
		Dilution Factor:	5

CAS No.	Analyte Name	Result	Q	MRL	MDL	Note

Surrogate Name	%Rec	Control Limits	Date Analyzed	Q
4-Bromofluorobenzene	102	85-122	10/23/15 19:24	
Toluene-d8	106	87-121	10/23/15 19:24	
Dibromofluoromethane	103	89-119	10/23/15 19:24	

Quantitation Report (QT Reviewed)

Data Path : I:\ACQUDATA\msvoa10\data\102315\
Data File : F3401.D
Acq On : 23 Oct 2015 7:24 pm
Operator : F. Naegler
Sample : R1509047-015|5.0 Inst : MSVOA10
Misc : CBI 13429 T4
ALS Vial : 20 Sample Multiplier: 1

Quant Time: Oct 29 13:26:56 2015
Quant Method : I:\ACQUDATA\MSVOA10\METHODS\W101915.M
Quant Title : MS#10 - 8260B WATERS 10mL Purge
QLast Update : Tue Oct 20 12:01:30 2015
Response via : Initial Calibration

Compound	R.T.	QIon	Response	Conc	Units		Dev(Min)
Internal Standards							
1) Pentafluorobenzene	5.665	168	659199	50.00	ug/L		0.00
41) 1,4-Difluorobenzene	6.714	114	936829	50.00	ug/L		0.00
70) d5-Chlorobenzene	9.957	117	862218	50.00	ug/L		0.00
90) 1,4-Dichlorobenzene-d4	11.987	152	444095	50.00	ug/L		0.00
System Monitoring Compounds							
43) surr4,Dibrflmethane	5.519	113	297180	51.71	ug/L		0.00
Spiked Amount 50.000	Range 89 - 119		Recovery = 103.42%				
46) surr1,1,2-dichloroetha...	6.031	65	419624	54.29	ug/L		0.00
Spiked Amount 50.000	Range 73 - 125		Recovery = 108.58%				
64) SURR3,Toluene-d8	8.488	98	1134990	53.17	ug/L		0.00
Spiked Amount 50.000	Range 87 - 121		Recovery = 106.34%				
69) SURR2,BFB	11.018	95	436487	51.21	ug/L		0.00
Spiked Amount 50.000	Range 85 - 122		Recovery = 102.42%				
Target Compounds							Qvalue
4) Vinyl Chloride	1.379	62	1246751	113.26	ug/L		90
5) Bromomethane	1.611	94	408	Below Cal		#	72
7) Freon 21	1.867	67	10478	0.82	ug/L		100
8) Trichlorofluoromethane	1.916	101	4989	0.53	ug/L		90
10) Freon 123a	2.172	67	12911	1.64	ug/L		90
13) 1,1-Diclethene	2.355	96	2756	0.53	ug/L	#	77
14) Freon 113	2.379	101	35578	6.08	ug/L		90
18) Carbon Disulfide	2.568	76	16806m	1.09	ug/L		
26) trans-1,2-Dichloroethene	3.166	96	5016	0.85	ug/L	#	85
27) 1,1-Diclethane	3.702	63	75567	6.15	ug/L		96
33) cis-1,2-Dichloroethene	4.623	96	694126	104.04	ug/L		90
40) 1,1,1-Trichloroethane	5.513	97	163991	19.63	ug/L		99
53) Trichloroethene	7.031	130	4034	0.63	ug/L	#	64

(#) = qualifier out of range (m) = manual integration (+) = signals summed

FN 10/29/15

Data Path : I:\ACQUDATA\msvoa10\data\102315\
Data File : F3401.D
Acq On : 23 Oct 2015 7:24 pm
Operator : F. Naegler
Sample : R1509047-015|5.0 Inst : MSVOA10
Misc : CBI 13429 T4
ALS Vial : 20 Sample Multiplier: 1

Quant Time: Oct 23 19:38:31 2015
Quant Method : I:\ACQUDATA\MSVOA10\METHODS\W101915.M
Quant Title : MS#10 - 8260B WATERS 10mL Purge
QLast Update : Tue Oct 20 12:01:30 2015
Response via : Initial Calibration

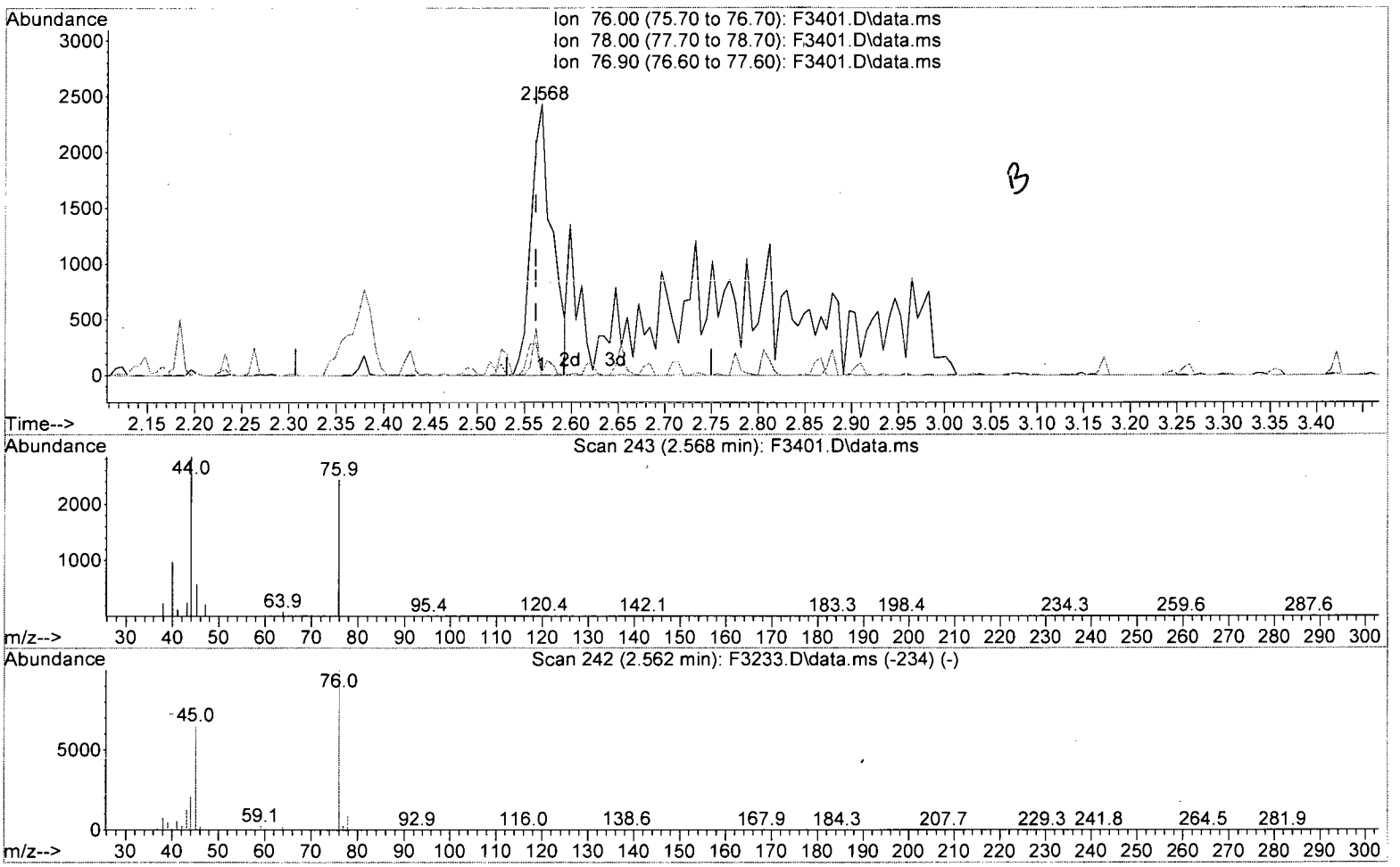

TIC: F3401.D\data.ms

(18) Carbon Disulfide (P)

2.568min (+0.006) 0.25 ug/L

response 3768

Ion	Exp%	Act%
76.00	100	100
78.00	9.40	0.00
76.90	2.70	0.00
0.00	0.00	0.00

Quantitation Report (Qedit)

Data Path : I:\ACQUDATA\msvoa10\data\102315\
Data File : F3401.D
Acq On : 23 Oct 2015 7:24 pm
Operator : F. Naegler
Sample : R1509047-015|5.0 Inst : MSVOA10
Misc : CBI 13429 T4
ALS Vial : 20 Sample Multiplier: 1

Quant Time: Oct 23 19:38:31 2015
Quant Method : I:\ACQUDATA\MSVOA10\METHODS\W101915.M
Quant Title : MS#10 - 8260B WATERS 10mL Purge
QLast Update : Tue Oct 20 12:01:30 2015
Response via : Initial Calibration

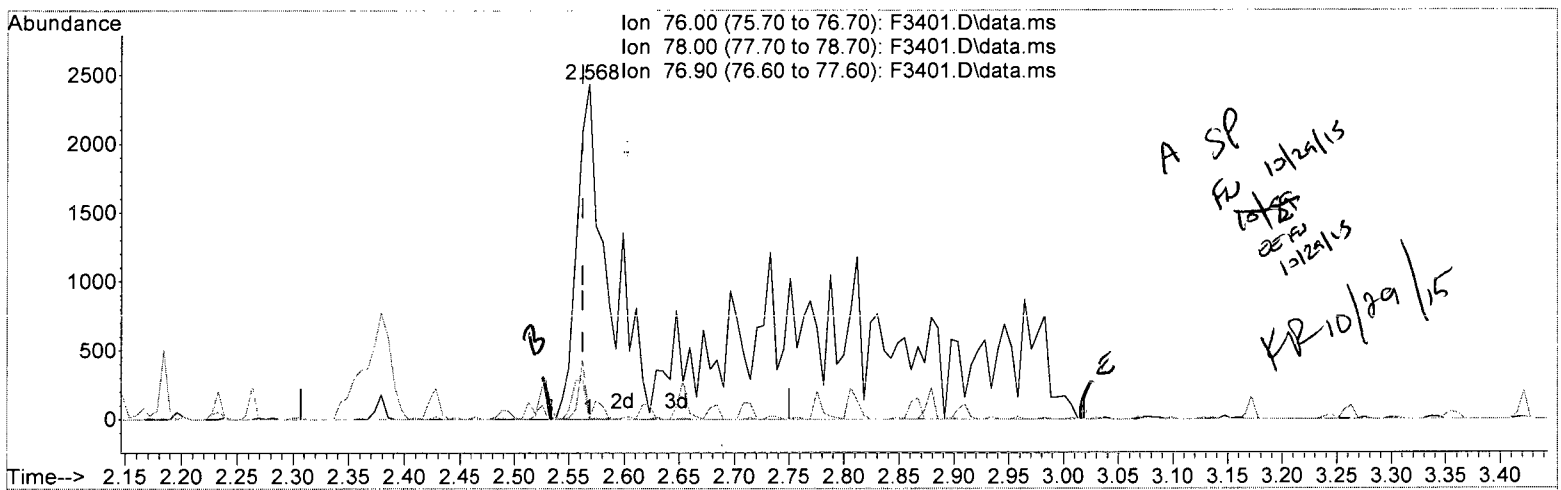

A SP 12/24/15

KP 10/29/15

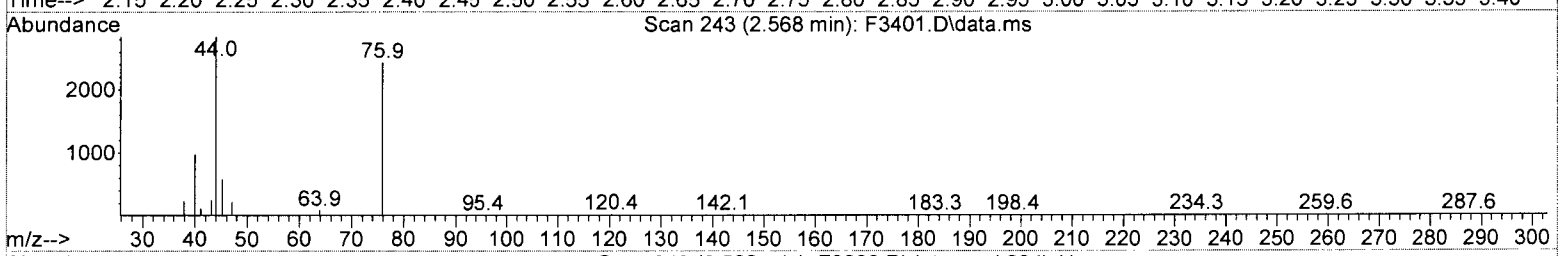

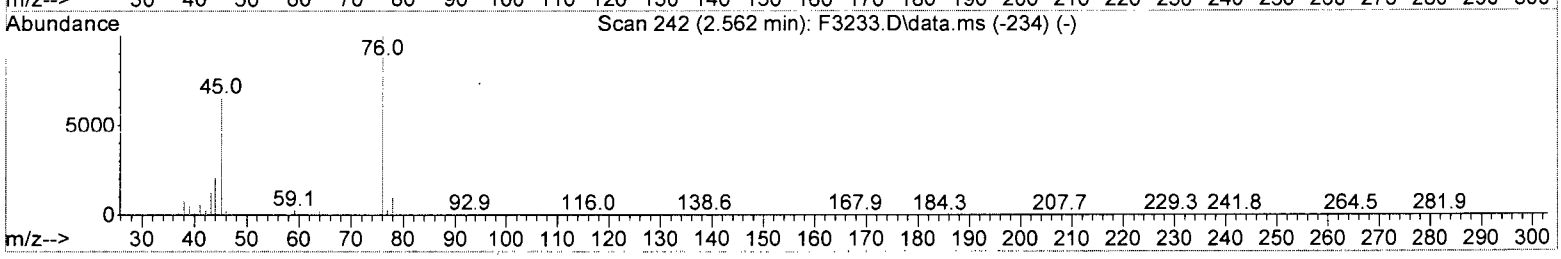

TIC: F3401.D\data.ms

(18) Carbon Disulfide (P)

2.568min (+0.006) 1.09 ug/L m

response 16806

Ion	Exp%	Act%
76.00	100	100
78.00	9.40	0.00
76.90	2.70	0.00
0.00	0.00	0.00

Quantitation Report (QT Reviewed)

Data Path : I:\ACQUDATA\msvoa10\data\102315\
Data File : F3401.D
Acq On : 23 Oct 2015 7:24 pm
Operator : F. Naegler
Sample : R1509047-015|5.0 Inst : MSVOA10
Misc : CBI 13429 T4
ALS Vial : 20 Sample Multiplier: 1

Quant Time: Oct 29 13:26:56 2015
Quant Method : I:\ACQUDATA\MSVOA10\METHODS\W101915.M
Quant Title : MS#10 - 8260B WATERS 10mL Purge
QLast Update : Tue Oct 20 12:01:30 2015
Response via : Initial Calibration



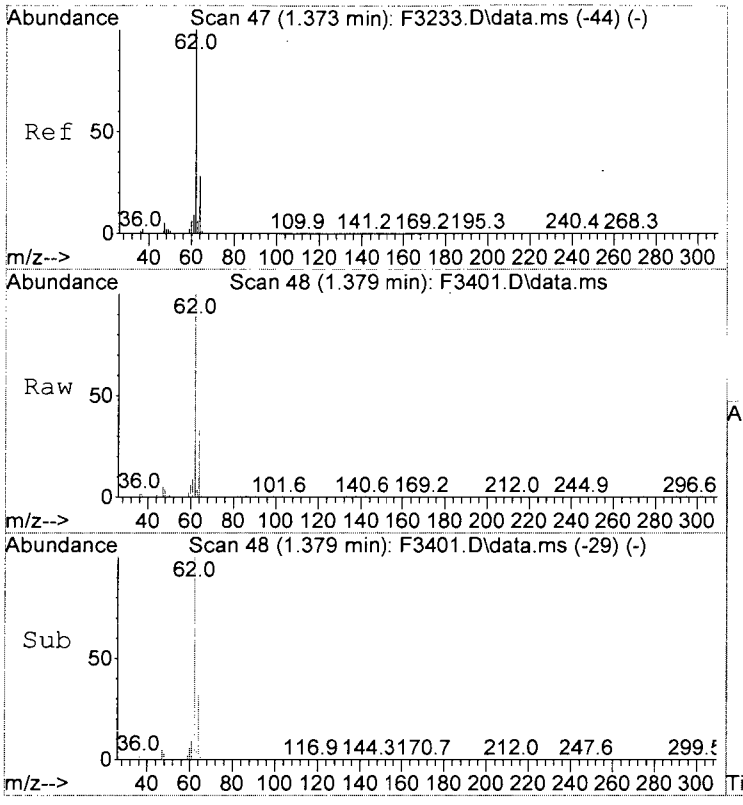

#4
Vinyl Chloride
Concen: 113.26 ug/L
RT: 1.379 min Scan# 48
Delta R.T. -0.000 min
Lab File: F3401.D
Acq: 23 Oct 2015 7:24 pm

Tgt Ion: 62 Resp: 1246751

Ion	Ratio	Lower	Upper
62	100		
64	33.6	8.4	48.4

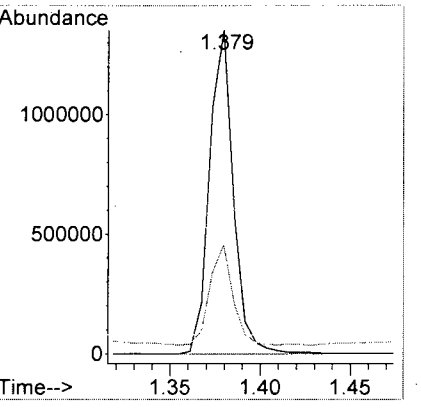

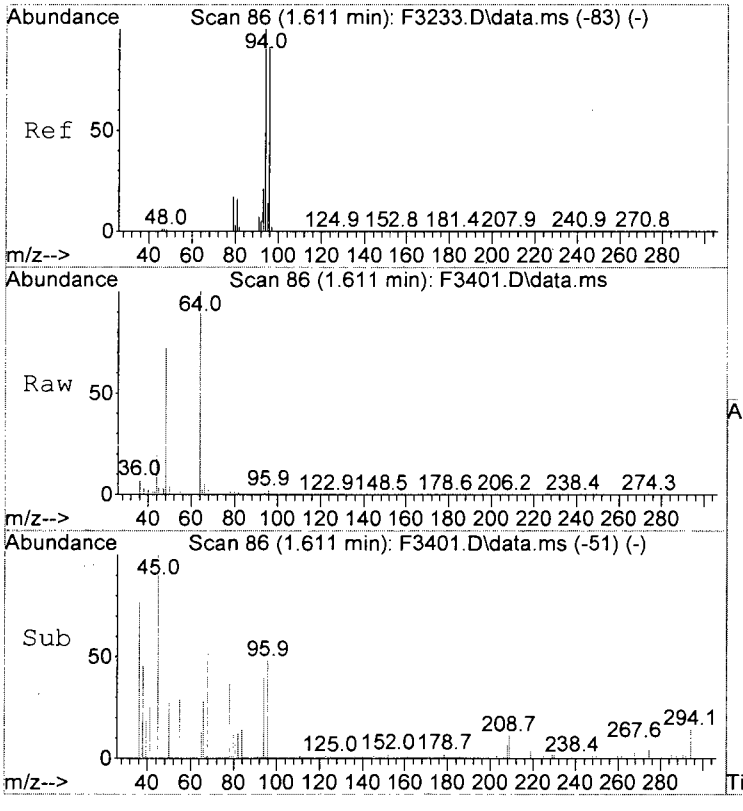

#5
Bromomethane
Concen: Below Cal
RT: 1.611 min Scan# 86
Delta R.T. -0.012 min
Lab File: F3401.D
Acq: 23 Oct 2015 7:24 pm

Tgt Ion: 94 Resp: 408

Ion	Ratio	Lower	Upper
94	100		
96	117.4	71.0	111.0#

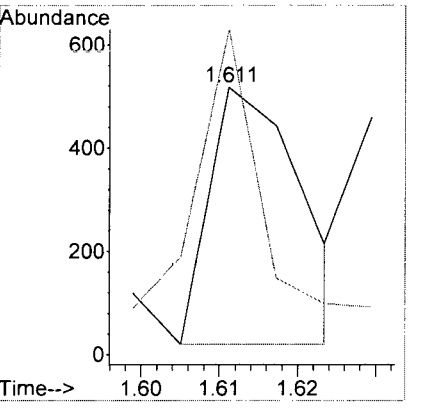

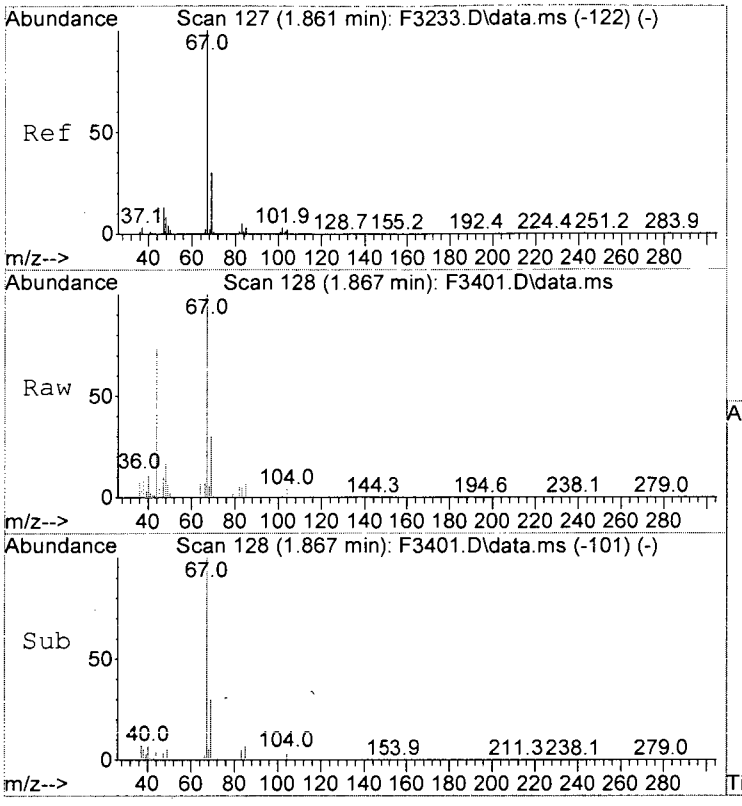

#7
Freon 21
Concen: 0.82 ug/L
RT: 1.867 min Scan# 128
Delta R.T. -0.000 min
Lab File: F3401.D
Acq: 23 Oct 2015 7:24 pm

Tgt Ion: 67 Resp: 10478

Ion	Ratio	Lower	Upper
67	100		
69	29.6	9.8	49.8

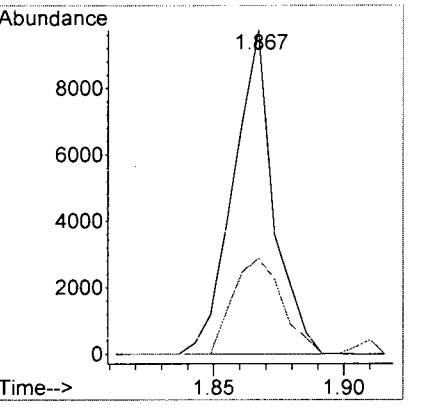

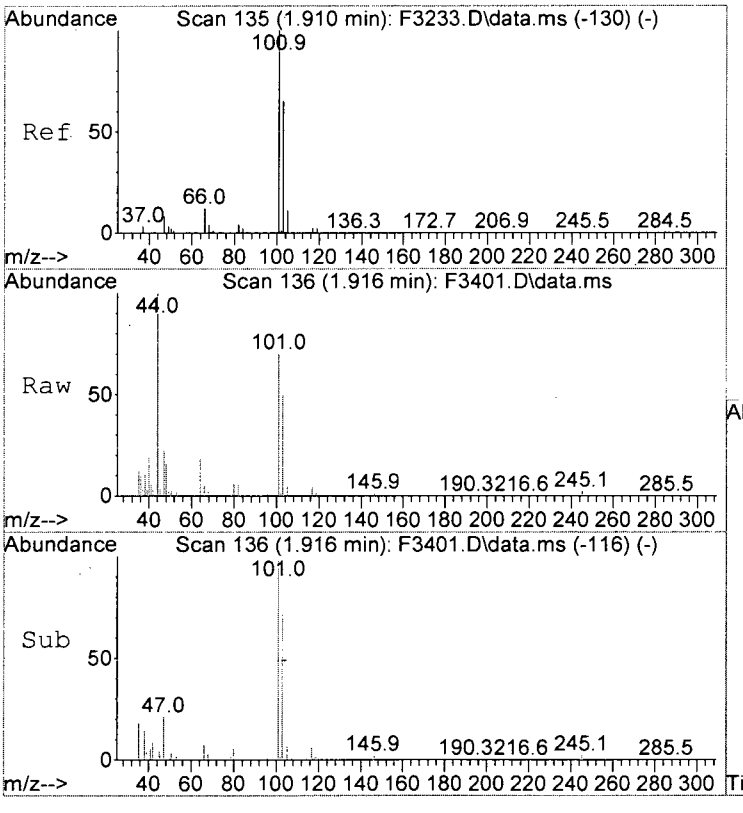

#8
Trichlorofluoromethane
Concen: 0.53 ug/L
RT: 1.916 min Scan# 136
Delta R.T. -0.000 min
Lab File: F3401.D
Acq: 23 Oct 2015 7:24 pm

Tgt Ion:101 Resp: 4989

Ion	Ratio	Lower	Upper
101	100		
103	72.1	44.4	84.4
66	7.6	0.0	32.9

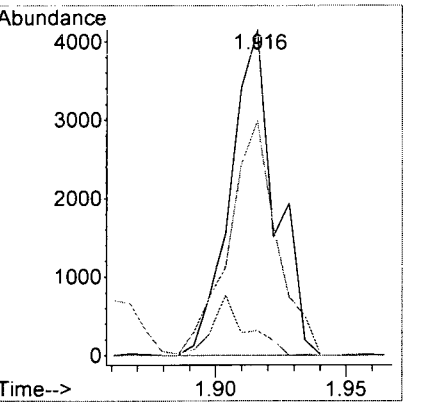

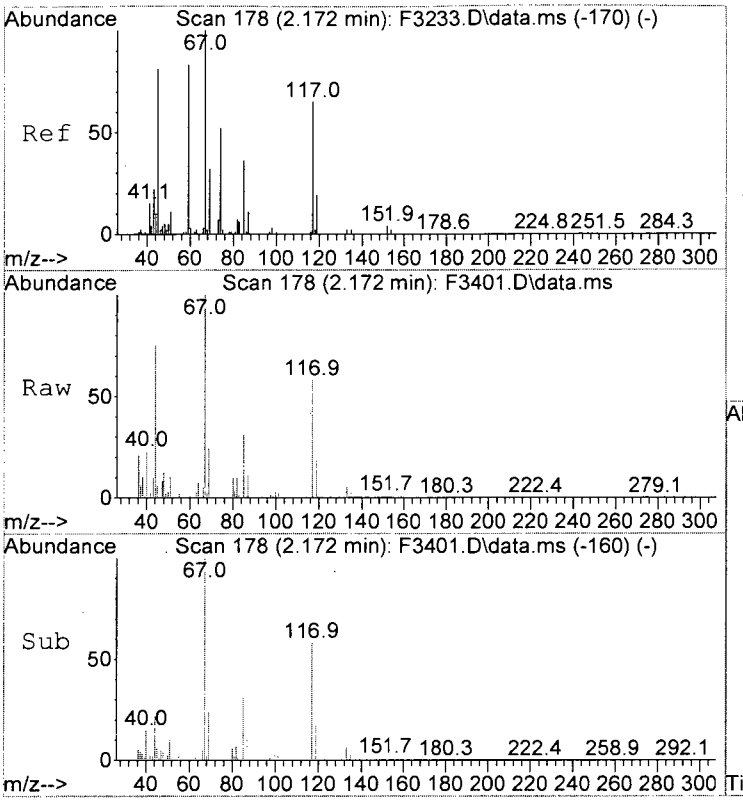

#10
Freon 123a
Concen: 1.64 ug/L
RT: 2.172 min Scan# 178
Delta R.T. -0.006 min
Lab File: F3401.D
Acq: 23 Oct 2015 7:24 pm

Tgt Ion: 67 Resp: 12911

Ion	Ratio	Lower	Upper
67	100		
117	58.3	46.0	86.0

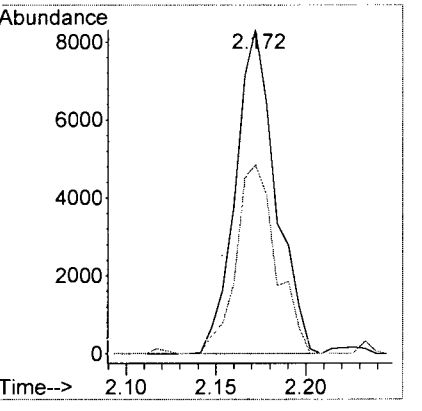

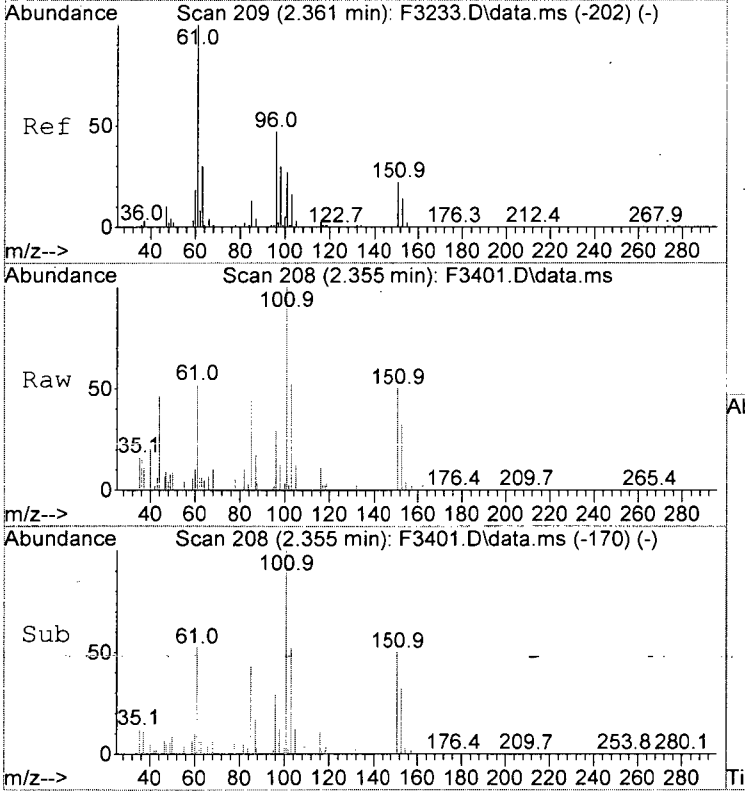

#13
1,1-Diclethene
Concen: 0.53 ug/L
RT: 2.355 min Scan# 208
Delta R.T. -0.018 min
Lab File: F3401.D
Acq: 23 Oct 2015 7:24 pm

Tgt Ion: 96 Resp: 2756

Ion	Ratio	Lower	Upper
96	100		
98	40.9	44.2	84.2#
61	179.6	192.7	232.7#

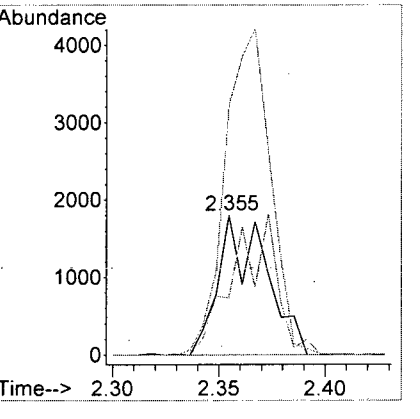

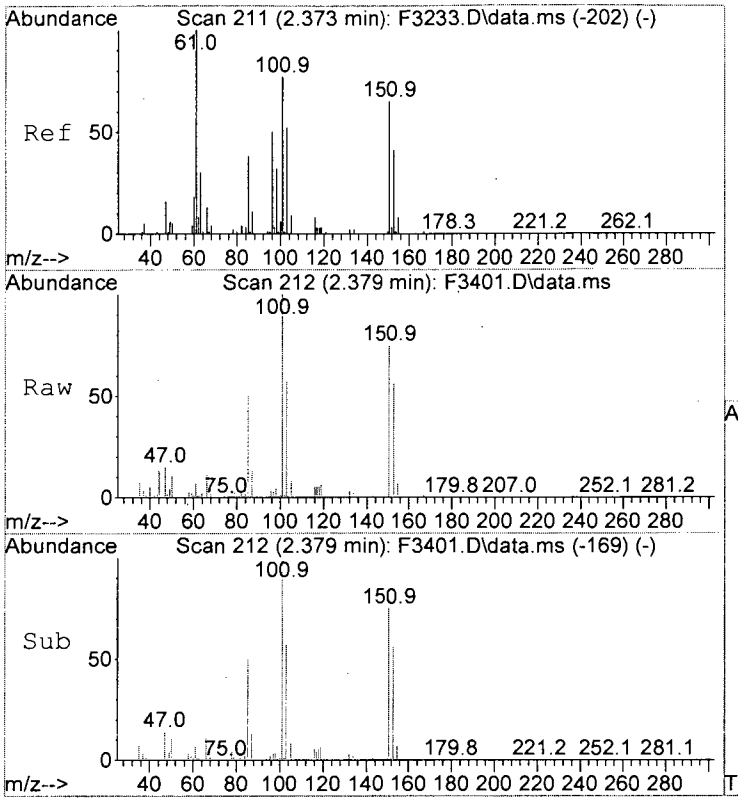

#14
Freon 113
Concen: 6.08 ug/L
RT: 2.379 min Scan# 212
Delta R.T. 0.006 min
Lab File: F3401.D
Acq: 23 Oct 2015 7:24 pm

Tgt Ion:101 Resp: 35578

Ion	Ratio	Lower	Upper
101	100		
151	75.2	64.5	104.5

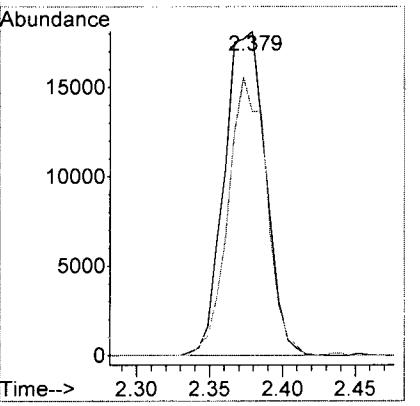

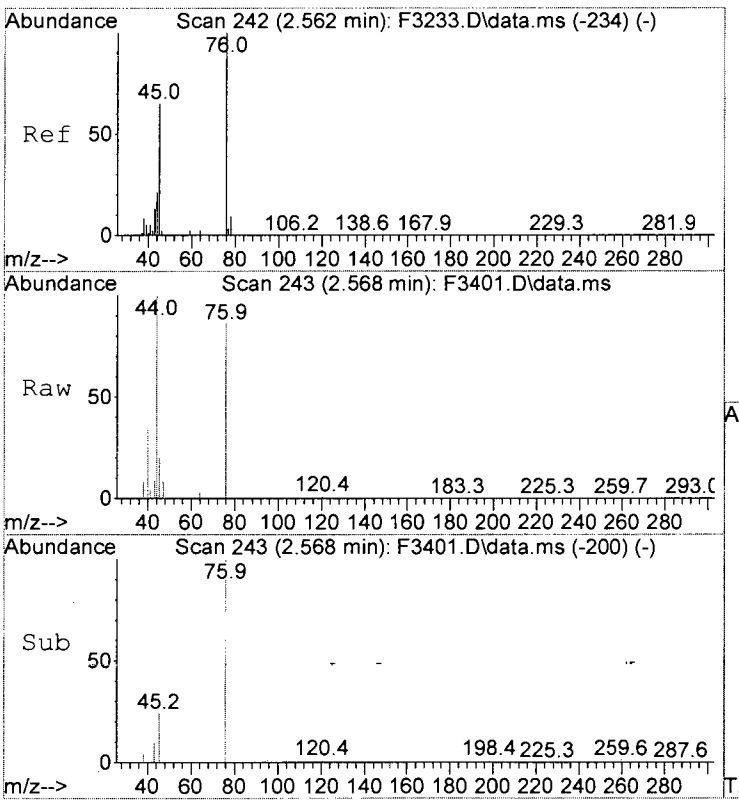

#18
Carbon Disulfide
Concen: 1.09 ug/L m
RT: 2.568 min Scan# 243
Delta R.T. 0.006 min
Lab File: F3401.D
Acq: 23 Oct 2015 7:24 pm

Tgt Ion: 76 Resp: 16806

Ion	Ratio	Lower	Upper
76	100		
78	0.0	0.0	29.4
77	0.0	0.0	22.7

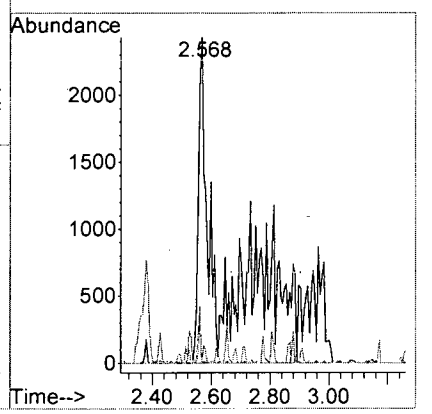

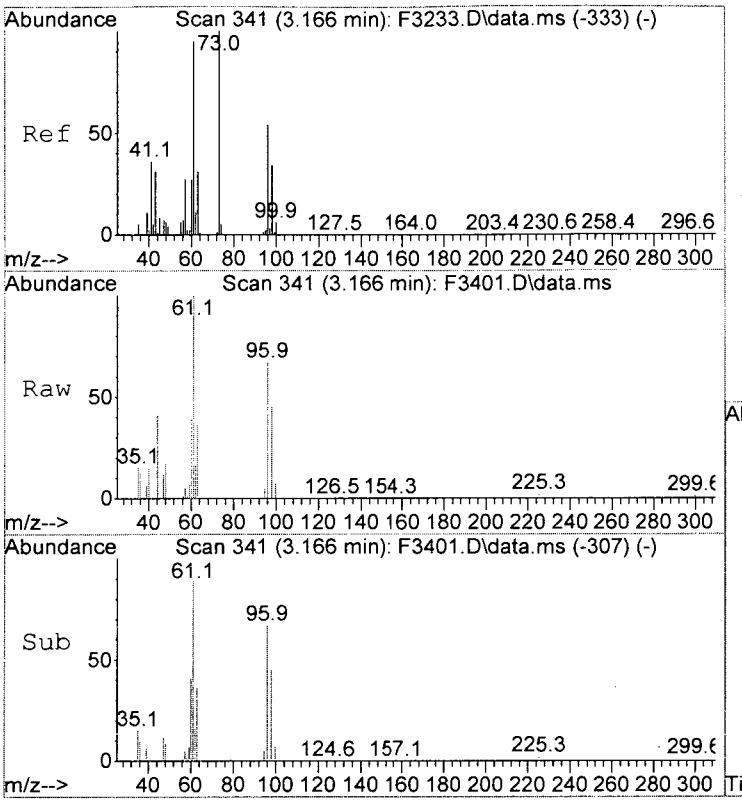

#26
trans-1,2-Dichloroethene
Concen: 0.85 ug/L
RT: 3.166 min Scan# 341
Delta R.T. -0.000 min
Lab File: F3401.D
Acq: 23 Oct 2015 7:24 pm

Tgt Ion: 96 Resp: 5016

Ion	Ratio	Lower	Upper
96	100		
98	66.4	42.3	82.3
61	148.9	155.3	195.3#

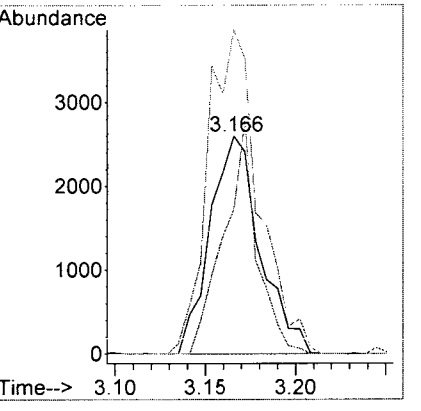

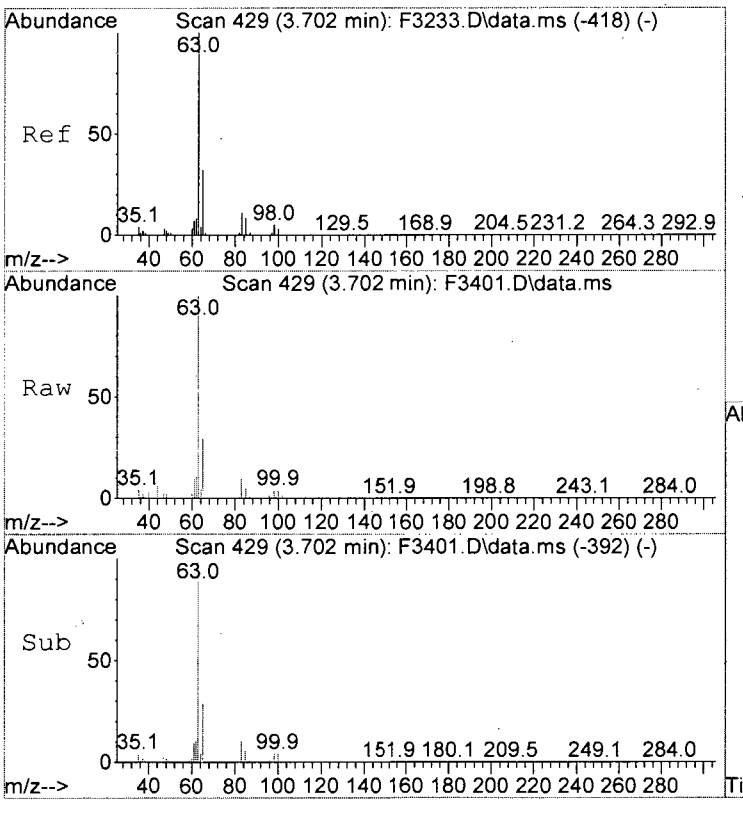

#27
1,1-Diclethane
Concen: 6.15 ug/L
RT: 3.702 min Scan# 429
Delta R.T. -0.000 min
Lab File: F3401.D
Acq: 23 Oct 2015 7:24 pm

Tgt Ion: 63 Resp: 75567

Ion	Ratio	Lower	Upper
63	100		
65	29.3	11.7	51.7
83	9.8	0.0	30.6

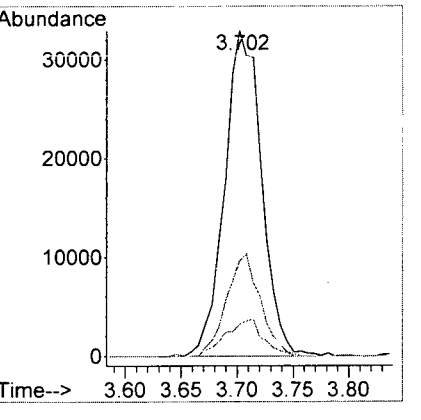

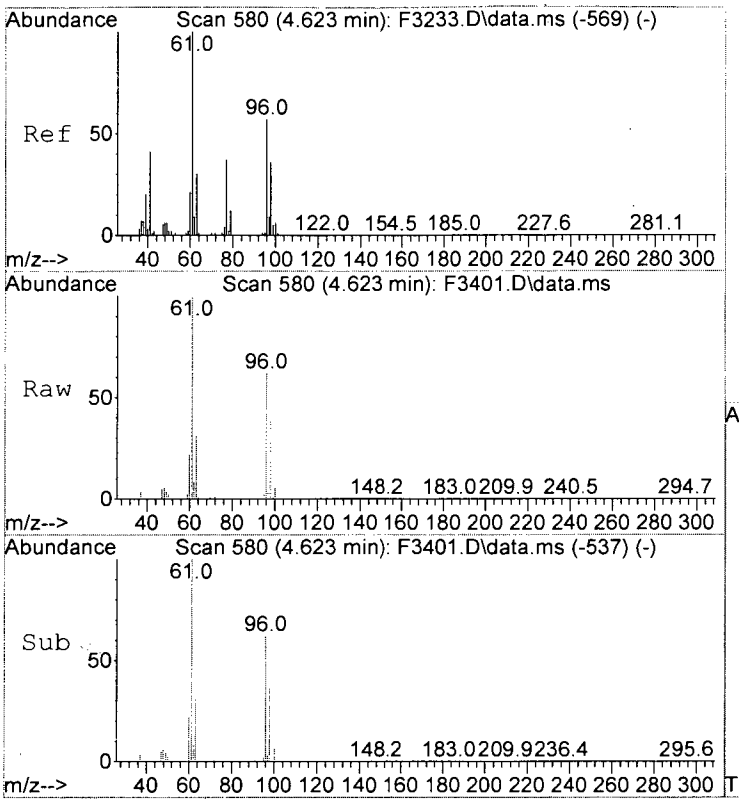

#33
cis-1,2-Dichloroethene
Concen: 104.04 ug/L
RT: 4.623 min Scan# 580
Delta R.T. 0.006 min
Lab File: F3401.D
Acq: 23 Oct 2015 7:24 pm

Tgt Ion: 96 Resp: 694126

Ion	Ratio	Lower	Upper
96	100		
61	162.4	157.0	197.0

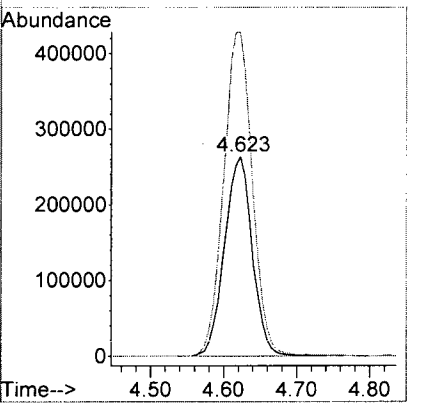

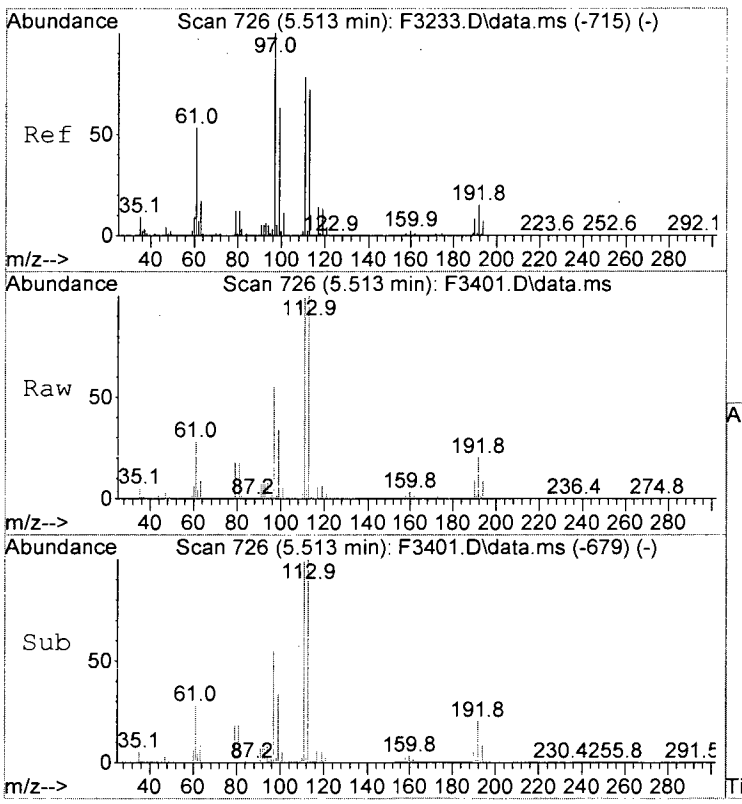

#40
1,1,1-Trichloroethane
Concen: 19.63 ug/L
RT: 5.513 min Scan# 726
Delta R.T. 0.006 min
Lab File: F3401.D
Acq: 23 Oct 2015 7:24 pm

Tgt Ion: 97 Resp: 163991

Ion	Ratio	Lower	Upper
97	100		
99	62.2	42.8	82.8
61	51.9	33.4	73.4

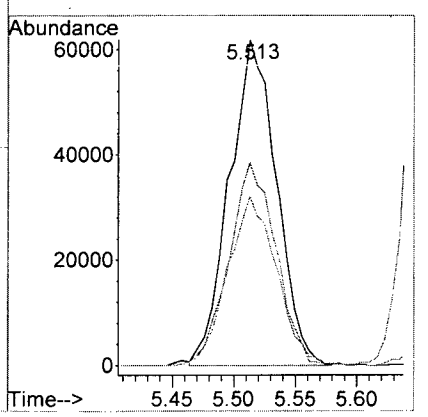

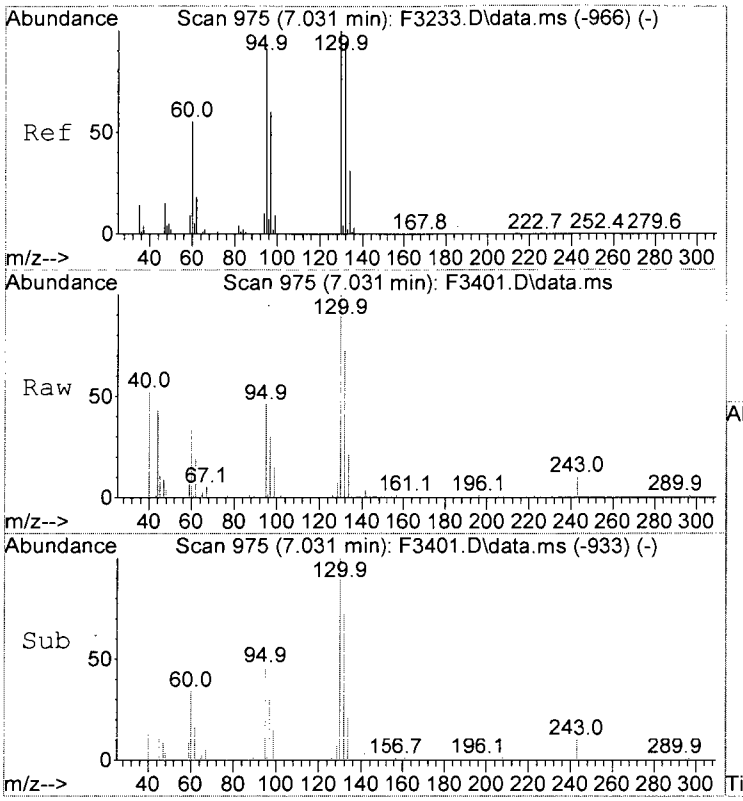

#53
Trichloroethene
Concen: 0.63 ug/L
RT: 7.031 min Scan# 975
Delta R.T. 0.006 min
Lab File: F3401.D
Acq: 23 Oct 2015 7:24 pm

Tgt Ion:130 Resp: 4034

Ion	Ratio	Lower	Upper
130	100		
132	72.2	74.1	114.1#
95	46.2	70.9	110.9#
97	29.6	39.7	79.7#

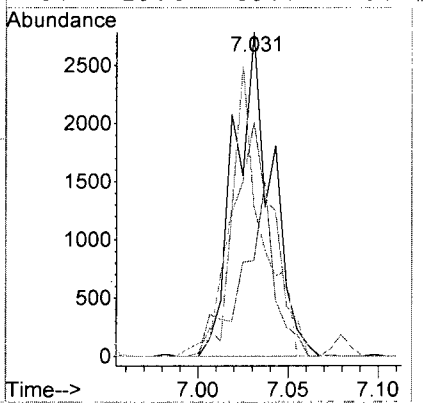

Client:	CB&I	**Service Request:**	R1509047
Project:	Textron Wheatfield/Annual Groundwater	**Date Collected:**	10/21/15 1630
Sample Matrix:	Water	**Date Received:**	10/22/15
		Date Analyzed:	10/23/15 19:48
Sample Name:	BAT-EW-8-151021	**Units:**	µg/L
Lab Code:	R1509047-016	**Basis:**	NA

Volatile Organic Compounds by GC/MS

Analytical Method:	8260C	**Analysis Lot:**	468624
Prep Method:	EPA 5030C		
Data File Name:	I:\ACQUDATA\msvoa10\data\102315\F3402.D\	**Instrument Name:**	R-MS-10
		Dilution Factor:	10

CAS No.	Analyte Name	Result	Q	MRL	MDL	Note
74-87-3	Chloromethane	10	U	10	2.1	
75-01-4	Vinyl Chloride	**740**		10	3.2	
75-00-3	Chloroethane	10	U	10	2.4	
74-83-9	Bromomethane	10	U	10	2.9	
75-35-4	1,1-Dichloroethene	**8.8**	J	10	5.7	
67-64-1	Acetone	50	U	50	13	
75-15-0	Carbon Disulfide	10	U	10	2.2	
75-09-2	Methylene Chloride	10	U	10	6.0	
156-60-5	trans-1,2-Dichloroethene	**8.1**	J	10	3.4	
75-34-3	1,1-Dichloroethane	**32**		10	2.0	
156-59-2	cis-1,2-Dichloroethene	**2300**	E	10	3.0	
78-93-3	2-Butanone (MEK)	50	U	50	8.2	
67-66-3	Chloroform	10	U	10	2.5	
71-55-6	1,1,1-Trichloroethane	**80**		10	3.6	
56-23-5	Carbon Tetrachloride	10	U	10	4.5	
71-43-2	Benzene	10	U	10	2.0	
107-06-2	1,2-Dichloroethane	10	U	10	3.6	
79-01-6	Trichloroethene	**23**		10	2.2	
78-87-5	1,2-Dichloropropane	10	U	10	2.0	
75-27-4	Bromodichloromethane	10	U	10	3.2	
10061-01-5	cis-1,3-Dichloropropene	10	U	10	2.4	
108-10-1	4-Methyl-2-pentanone (MIBK)	50	U	50	6.7	
108-88-3	Toluene	10	U	10	2.0	
10061-02-6	trans-1,3-Dichloropropene	10	U	10	2.0	
79-00-5	1,1,2-Trichloroethane	10	U	10	3.5	
127-18-4	Tetrachloroethene	10	U	10	3.0	
591-78-6	2-Hexanone	50	U	50	17	
124-48-1	Dibromochloromethane	10	U	10	3.1	
108-90-7	Chlorobenzene	10	U	10	2.9	
100-41-4	Ethylbenzene	10	U	10	2.0	
179601-23-1	m,p-Xylenes	20	U	20	3.4	
95-47-6	o-Xylene	10	U	10	2.0	
100-42-5	Styrene	10	U	10	2.0	
75-25-2	Bromoform	10	U	10	4.2	
79-34-5	1,1,2,2-Tetrachloroethane	10	U	10	2.5	

Client:	CB&I	**Service Request:**	R1509047
Project:	Textron Wheatfield/Annual Groundwater	**Date Collected:**	10/21/15 1630
Sample Matrix:	Water	**Date Received:**	10/22/15
		Date Analyzed:	10/23/15 19:48
Sample Name:	BAT-EW-8-151021	**Units:**	µg/L
Lab Code:	R1509047-016	**Basis:**	NA

Volatile Organic Compounds by GC/MS

Analytical Method:	8260C	**Analysis Lot:**	468624
Prep Method:	EPA 5030C		
Data File Name:	I:\ACQUDATA\msvoa10\data\102315\F3402.D\	**Instrument Name:**	R-MS-10
		Dilution Factor:	10

CAS No.	Analyte Name	Result	Q	MRL	MDL	Note

Surrogate Name	%Rec	Control Limits	Date Analyzed	Q
4-Bromofluorobenzene	102	85-122	10/23/15 19:48	
Toluene-d8	105	87-121	10/23/15 19:48	
Dibromofluoromethane	104	89-119	10/23/15 19:48	

Quantitation Report (QT Reviewed)

Data Path : I:\ACQUDATA\msvoa10\data\102315\
Data File : F3402.D
Acq On : 23 Oct 2015 7:48 pm
Operator : F. Naegler
Sample : R1509047-016|10.0 Inst : MSVOA10
Misc : CBI 13429 T4
ALS Vial : 21 Sample Multiplier: 1

Quant Time: Oct 29 13:28:25 2015
Quant Method : I:\ACQUDATA\MSVOA10\METHODS\W101915.M
Quant Title : MS#10 - 8260B WATERS 10mL Purge
QLast Update : Tue Oct 20 12:01:30 2015
Response via : Initial Calibration

Compound	R.T.	QIon	Response	Conc	Units		Dev(Min)
Internal Standards							
1) Pentafluorobenzene	5.665	168	646485	50.00	ug/L		0.00
41) 1,4-Difluorobenzene	6.714	114	942436	50.00	ug/L		0.00
70) d5-Chlorobenzene	9.957	117	857183	50.00	ug/L		0.00
90) 1,4-Dichlorobenzene-d4	11.987	152	447482	50.00	ug/L		0.00
System Monitoring Compounds							
43) surr4,Dibrflmethane	5.519	113	300026	51.89	ug/L		0.00
Spiked Amount 50.000	Range 89 - 119		Recovery = 103.78%				
46) surr1,1,2-dichloroetha...	6.025	65	418480	53.82	ug/L		0.00
Spiked Amount 50.000	Range 73 - 125		Recovery = 107.64%				
64) SURR3,Toluene-d8	8.488	98	1123473	52.32	ug/L		0.00
Spiked Amount 50.000	Range 87 - 121		Recovery = 104.64%				
69) SURR2,BFB	11.018	95	437982	51.08	ug/L		0.00
Spiked Amount 50.000	Range 85 - 122		Recovery = 102.16%				
Target Compounds							Qvalue
4) Vinyl Chloride	1.379	62	804172	74.49	ug/L		93
5) Bromomethane	1.623	94	253	Below Cal		#	74
7) Freon 21	1.867	67	32083	2.57	ug/L		98
8) Trichlorofluoromethane	1.916	101	28573	3.08	ug/L		97
10) Freon 123a	2.166	67	17403	2.26	ug/L		100
13) 1,1-Diclethene	2.361	96	4500	0.88	ug/L	#	79
14) Freon 113	2.373	101	48114	8.38	ug/L		99
15) Acetone	2.422	43	1855	0.32	ug/L		64
26) trans-1,2-Dichloroethene	3.172	96	4743	0.81	ug/L	#	82
27) 1,1-Diclethane	3.702	63	39017	3.24	ug/L		86
33) cis-1,2-Dichloroethene	4.623	96	1534451	234.52	ug/L		92 E
40) 1,1,1-Trichloroethane	5.519	97	65895	8.04	ug/L		95
53) Trichloroethene	7.031	130	14573	2.26	ug/L		97

(#) = qualifier out of range (m) = manual integration (+) = signals summed

Report - Rpt 1/25

FU
10/29/15

Quantitation Report (QT Reviewed)

Data Path : I:\ACQUDATA\msvoa10\data\102315\
Data File : F3402.D
Acq On : 23 Oct 2015 7:48 pm
Operator : F. Naegler
Sample : R1509047-016|10.0 Inst : MSVOA10
Misc : CBI 13429 T4
ALS Vial : 21 Sample Multiplier: 1

Quant Time: Oct 29 13:28:25 2015
Quant Method : I:\ACQUDATA\MSVOA10\METHODS\W101915.M
Quant Title : MS#10 - 8260B WATERS 10mL Purge
QLast Update : Tue Oct 20 12:01:30 2015
Response via : Initial Calibration





#4
Vinyl Chloride
Concen: 74.49 ug/L
RT: 1.379 min Scan# 48
Delta R.T. -0.000 min
Lab File: F3402.D
Acq: 23 Oct 2015 7:48 pm

Tgt Ion: 62 Resp: 804172

Ion	Ratio	Lower	Upper
62	100		
64	32.2	8.4	48.4

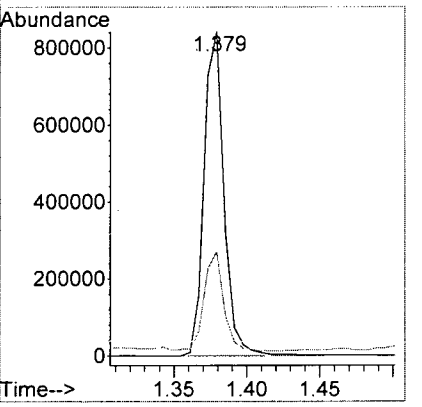

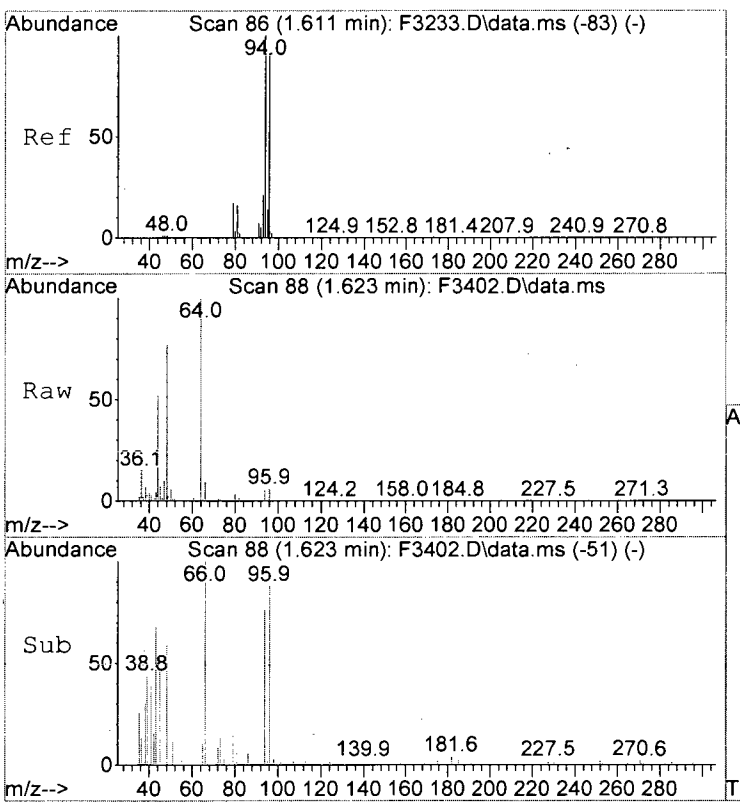

#5
Bromomethane
Concen: Below Cal
RT: 1.623 min Scan# 88
Delta R.T. 0.000 min
Lab File: F3402.D
Acq: 23 Oct 2015 7:48 pm

Tgt Ion: 94 Resp: 253

Ion	Ratio	Lower	Upper
94	100		
96	115.6	71.0	111.0#

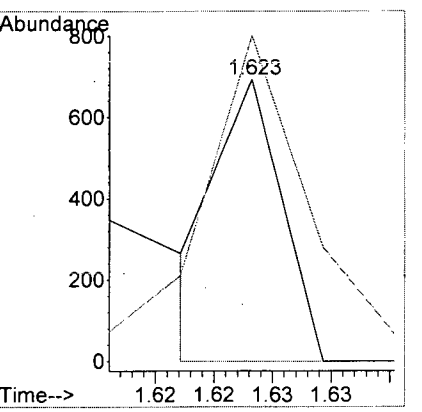



#7
Freon 21
Concen: 2.57 ug/L
RT: 1.867 min Scan# 128
Delta R.T. -0.000 min
Lab File: F3402.D
Acq: 23 Oct 2015 7:48 pm

Tgt Ion: 67 Resp: 32083

Ion	Ratio	Lower	Upper
67	100		
69	28.5	9.8	49.8

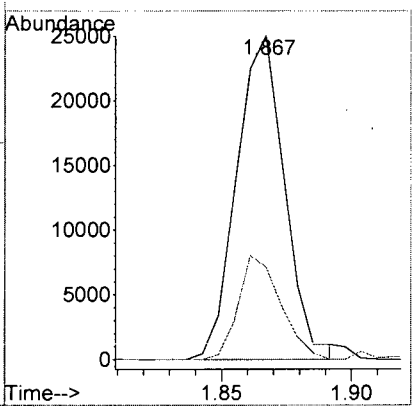

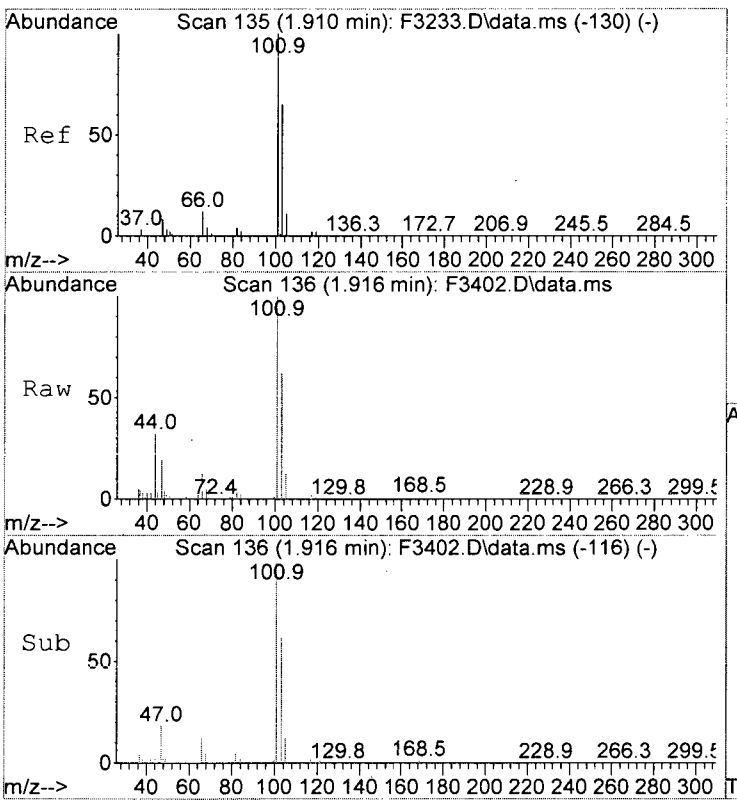

#8
Trichlorofluoromethane
Concen: 3.08 ug/L
RT: 1.916 min Scan# 136
Delta R.T. -0.000 min
Lab File: F3402.D
Acq: 23 Oct 2015 7:48 pm

Tgt Ion:101 Resp: 28573

Ion	Ratio	Lower	Upper
101	100		
103	61.6	44.4	84.4
66	11.9	0.0	32.9

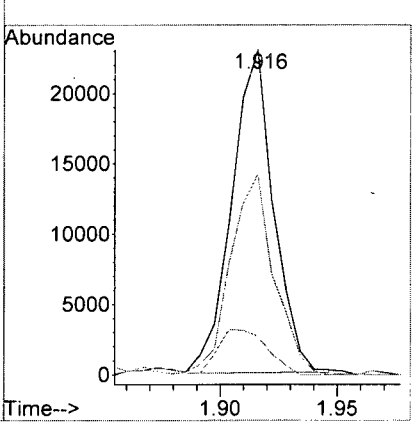

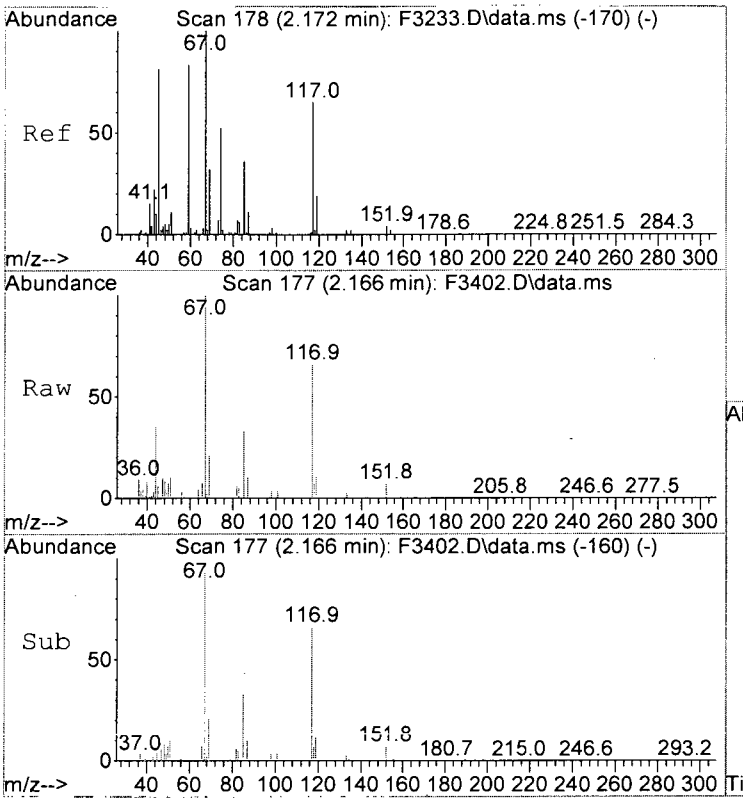

#10
Freon 123a
Concen: 2.26 ug/L
RT: 2.166 min Scan# 177
Delta R.T. -0.012 min
Lab File: F3402.D
Acq: 23 Oct 2015 7:48 pm

Tgt Ion: 67 Resp: 17403

Ion	Ratio	Lower	Upper
67	100		
117	65.6	46.0	86.0

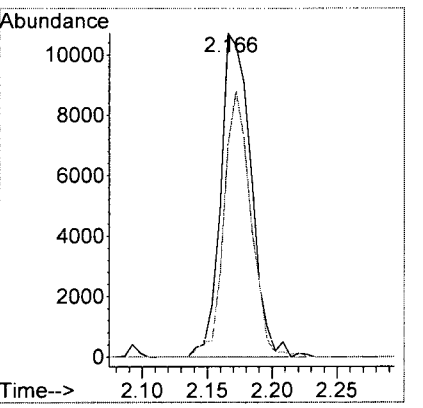

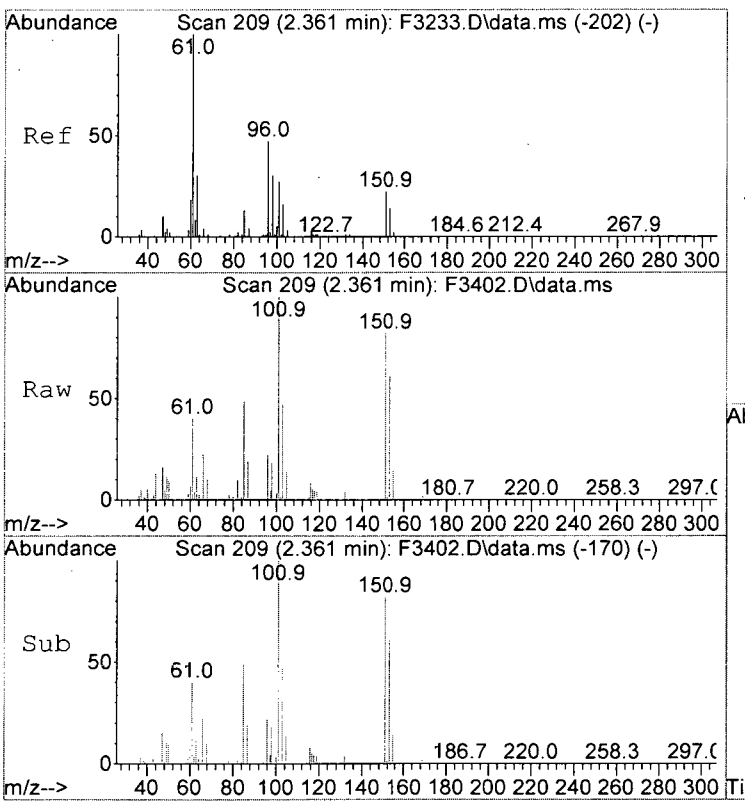

#13
1,1-Diclethene
Concen: 0.88 ug/L
RT: 2.361 min Scan# 209
Delta R.T. -0.012 min
Lab File: F3402.D
Acq: 23 Oct 2015 7:48 pm

Tgt Ion: 96 Resp: 4500

Ion	Ratio	Lower	Upper
96	100		
98	85.4	44.2	84.2#
61	182.7	192.7	232.7#

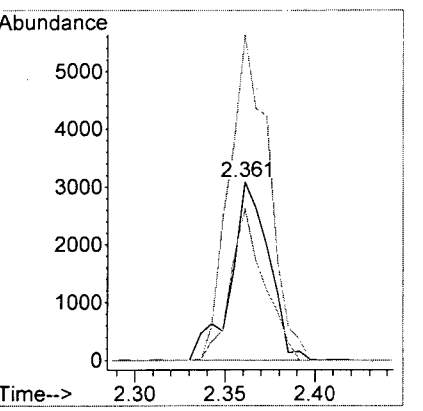

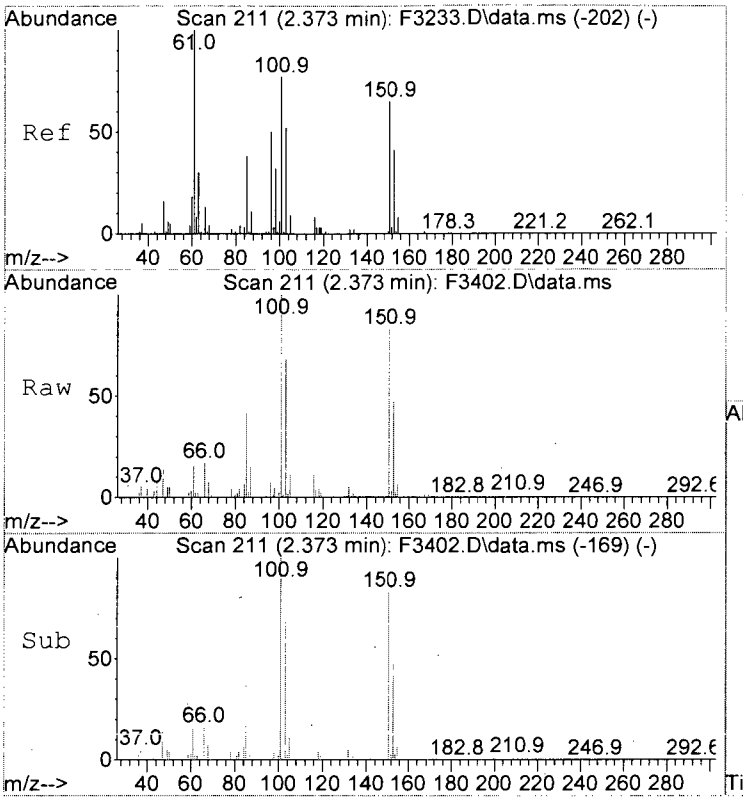

#14
Freon 113
Concen: 8.38 ug/L
RT: 2.373 min Scan# 211
Delta R.T. -0.000 min
Lab File: F3402.D
Acq: 23 Oct 2015 7:48 pm

Tgt Ion:101 Resp: 48114

Ion	Ratio	Lower	Upper
101	100		
151	83.1	64.5	104.5

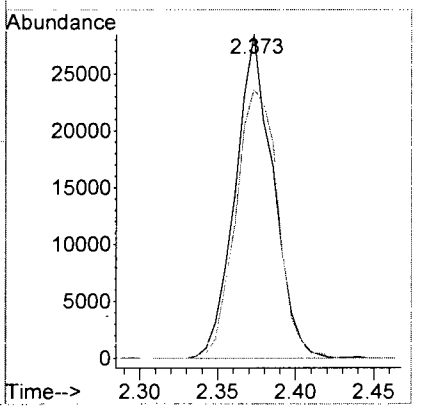

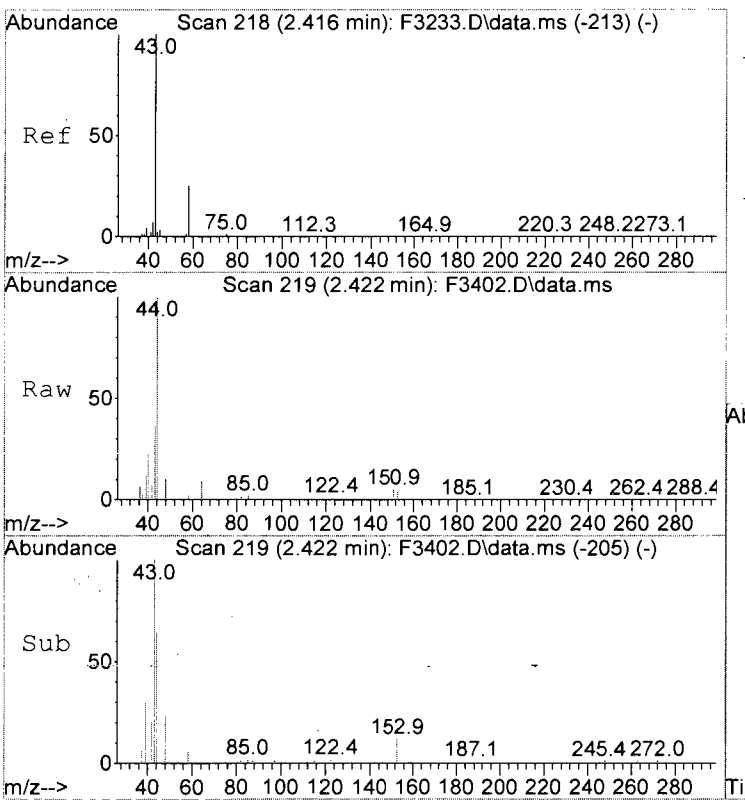

#15
Acetone
Concen: 0.32 ug/L
RT: 2.422 min Scan# 219
Delta R.T. 0.012 min
Lab File: F3402.D
Acq: 23 Oct 2015 7:48 pm

Tgt Ion: 43 Resp: 1855

Ion	Ratio	Lower	Upper
43	100		
58	5.9	4.3	44.3
42	19.1	0.0	27.3

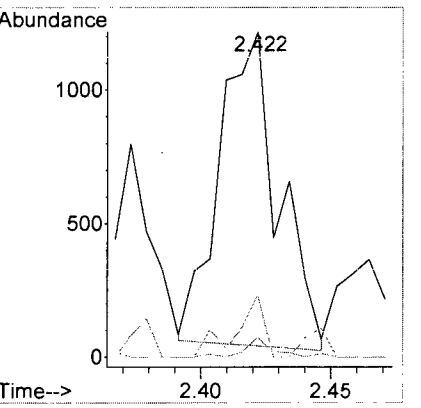

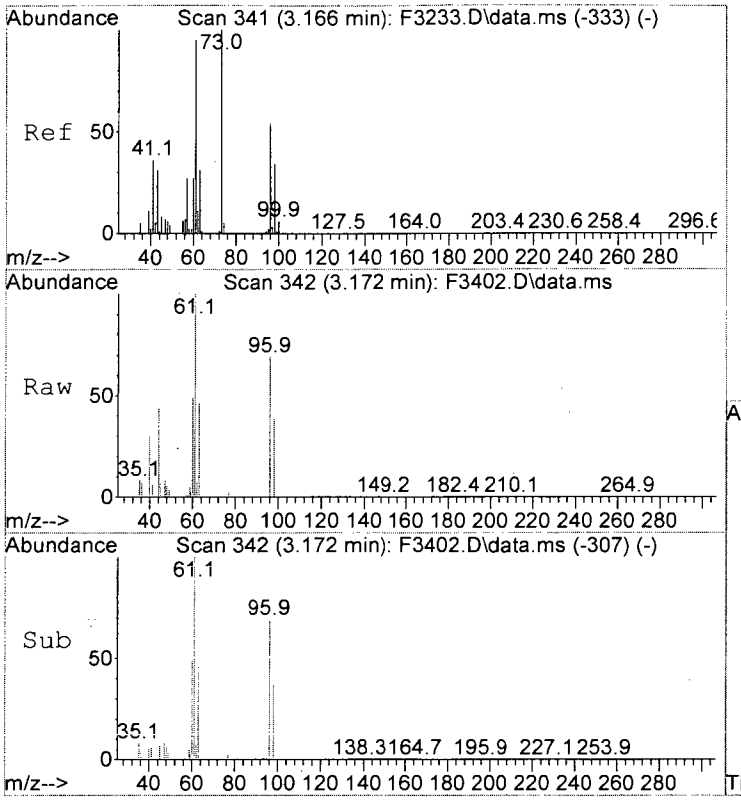

#26
trans-1,2-Dichloroethene
Concen: 0.81 ug/L
RT: 3.172 min Scan# 342
Delta R.T. 0.006 min
Lab File: F3402.D
Acq: 23 Oct 2015 7:48 pm

Tgt Ion: 96 Resp: 4743

Ion	Ratio	Lower	Upper
96	100		
98	56.6	42.3	82.3
61	144.9	155.3	195.3#

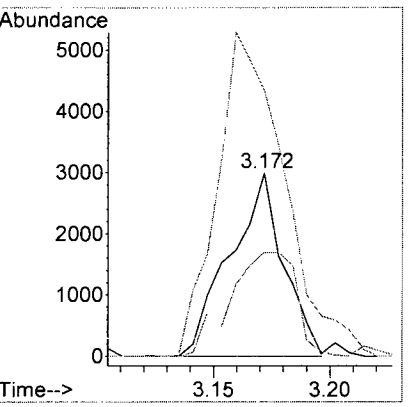

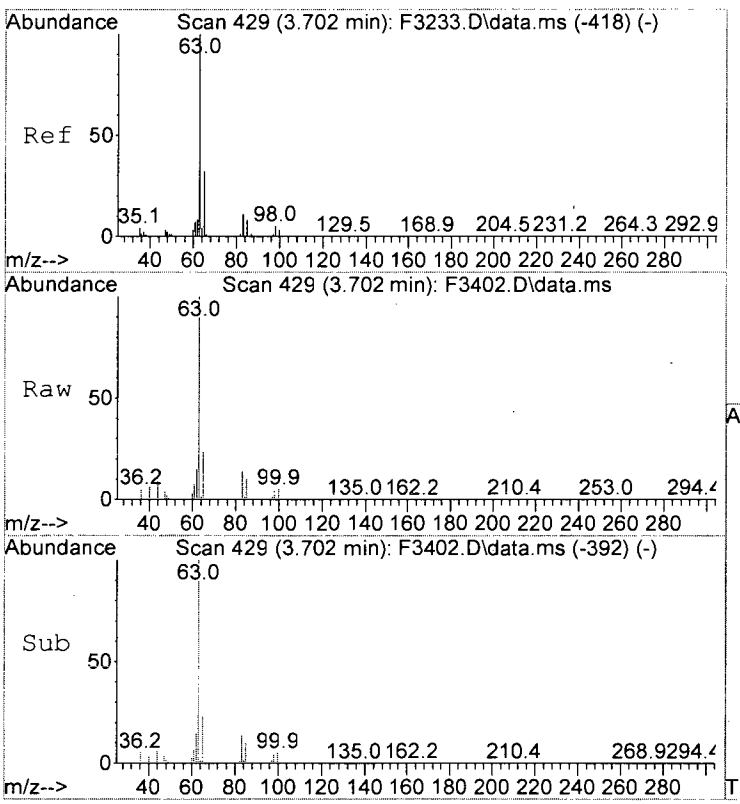

#27
1,1-Diclethane
Concen: 3.24 ug/L
RT: 3.702 min Scan# 429
Delta R.T. -0.000 min
Lab File: F3402.D
Acq: 23 Oct 2015 7:48 pm

Tgt Ion: 63 Resp: 39017

Ion	Ratio	Lower	Upper
63	100		
65	23.0	11.7	51.7
83	14.2	0.0	30.6

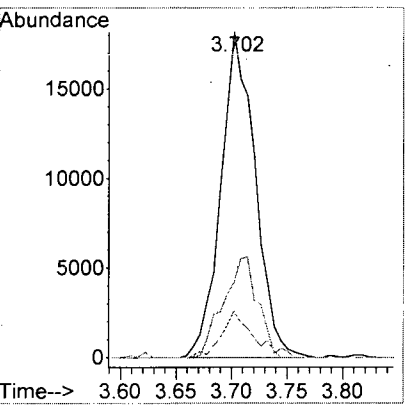

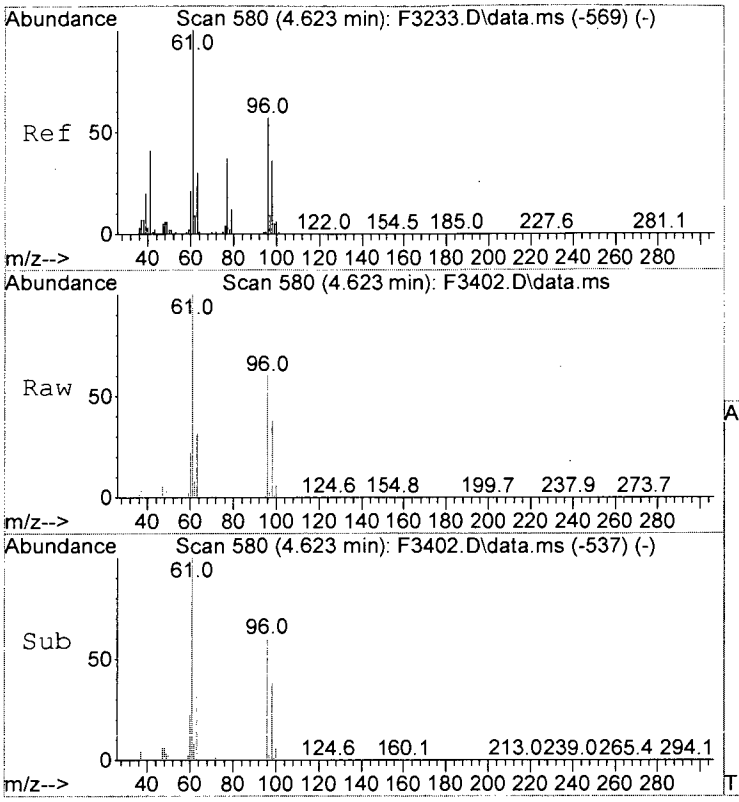

#33
cis-1,2-Dichloroethene
Concen: 234.52 ug/L
RT: 4.623 min Scan# 580
Delta R.T. 0.006 min
Lab File: F3402.D
Acq: 23 Oct 2015 7:48 pm

Tgt Ion: 96 Resp: 1534451

Ion	Ratio	Lower	Upper
96	100		
61	166.3	157.0	197.0

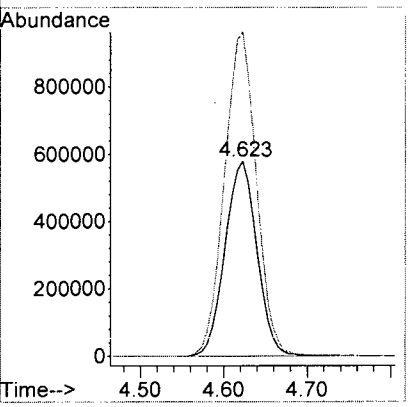

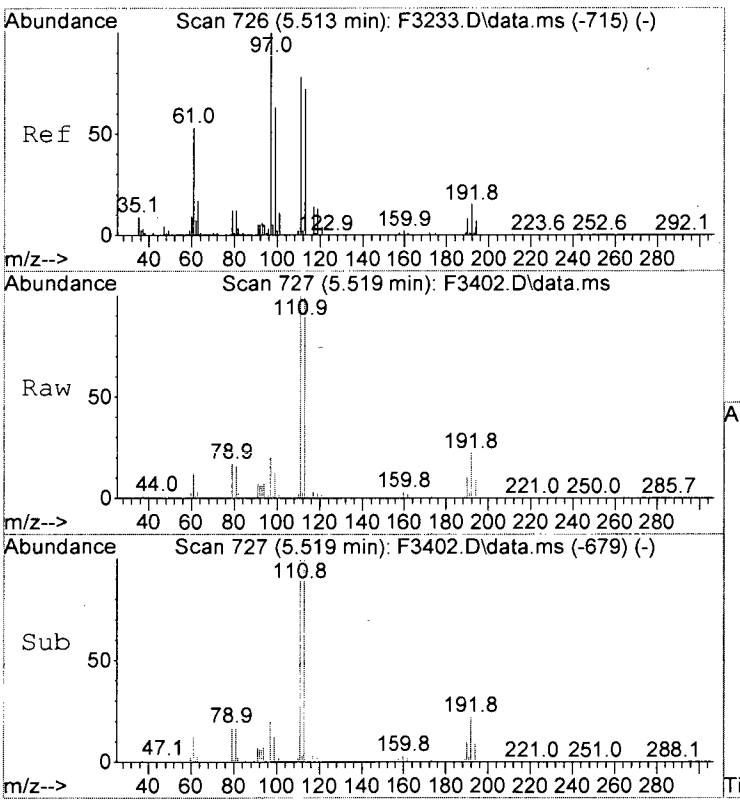

#40
1,1,1-Trichloroethane
Concen: 8.04 ug/L
RT: 5.519 min Scan# 727
Delta R.T. 0.012 min
Lab File: F3402.D
Acq: 23 Oct 2015 7:48 pm

Tgt Ion: 97 Resp: 65895

Ion	Ratio	Lower	Upper
97	100		
99	60.5	42.8	82.8
61	58.4	33.4	73.4

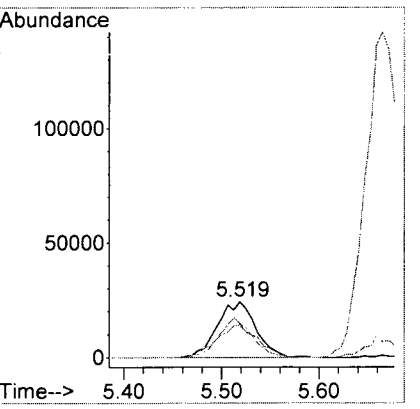

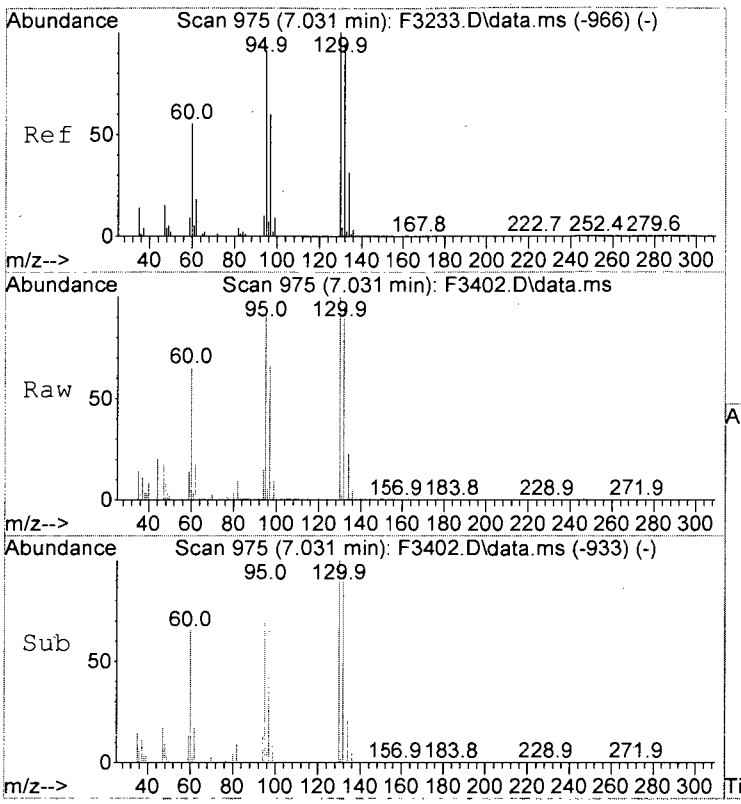

#53
Trichloroethene
Concen: 2.26 ug/L
RT: 7.031 min Scan# 975
Delta R.T. 0.006 min
Lab File: F3402.D
Acq: 23 Oct 2015 7:48 pm

Tgt Ion:130 Resp: 14573

Ion	Ratio	Lower	Upper
130	100		
132	95.3	74.1	114.1
95	91.3	70.9	110.9
97	65.6	39.7	79.7

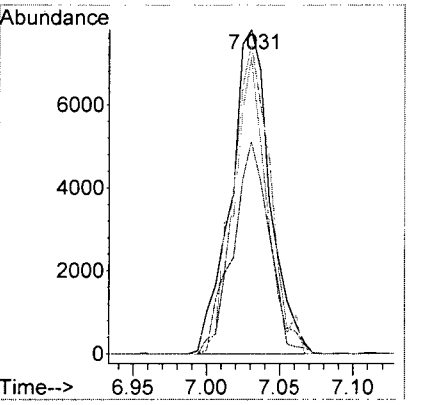

Client:	CB&I	**Service Request:**	R1509047
Project:	Textron Wheatfield/Annual Groundwater	**Date Collected:**	10/21/15 1630
Sample Matrix:	Water	**Date Received:**	10/22/15
		Date Analyzed:	10/26/15 19:33
Sample Name:	BAT-EW-8-151021	**Units:**	µg/L
Lab Code:	R1509047-016	**Basis:**	NA
Run Type:	Dilution		

Volatile Organic Compounds by GC/MS

Analytical Method:	8260C	**Analysis Lot:**	468926
Prep Method:	EPA 5030C		
Data File Name:	I:\ACQUDATA\msvoa10\data\102615\F3462.D\	**Instrument Name:**	R-MS-10
		Dilution Factor:	25

CAS No.	Analyte Name	Result	Q	MRL	MDL	Note
74-87-3	Chloromethane	25	U	25	5.3	
75-01-4	Vinyl Chloride	**660**	D	25	8.0	
75-00-3	Chloroethane	25	U	25	6.0	
74-83-9	Bromomethane	25	U	25	7.3	
75-35-4	1,1-Dichloroethene	25	U	25	15	
67-64-1	Acetone	130	U	130	31	
75-15-0	Carbon Disulfide	25	U	25	5.5	
75-09-2	Methylene Chloride	25	U	25	15	
156-60-5	trans-1,2-Dichloroethene	**10**	DJ	25	8.3	
75-34-3	1,1-Dichloroethane	**33**	D	25	5.0	
156-59-2	cis-1,2-Dichloroethene	**2200**	D	25	7.5	
78-93-3	2-Butanone (MEK)	130	U	130	21	
67-66-3	Chloroform	25	U	25	6.3	
71-55-6	1,1,1-Trichloroethane	**77**	D	25	9.0	
56-23-5	Carbon Tetrachloride	25	U	25	12	
71-43-2	Benzene	25	U	25	5.0	
107-06-2	1,2-Dichloroethane	25	U	25	9.0	
79-01-6	Trichloroethene	**21**	DJ	25	5.5	
78-87-5	1,2-Dichloropropane	25	U	25	5.0	
75-27-4	Bromodichloromethane	25	U	25	8.0	
10061-01-5	cis-1,3-Dichloropropene	25	U	25	6.0	
108-10-1	4-Methyl-2-pentanone (MIBK)	130	U	130	17	
108-88-3	Toluene	25	U	25	5.0	
10061-02-6	trans-1,3-Dichloropropene	25	U	25	5.0	
79-00-5	1,1,2-Trichloroethane	25	U	25	8.5	
127-18-4	Tetrachloroethene	25	U	25	7.5	
591-78-6	2-Hexanone	130	U	130	42	
124-48-1	Dibromochloromethane	25	U	25	7.8	
108-90-7	Chlorobenzene	25	U	25	7.3	
100-41-4	Ethylbenzene	25	U	25	5.0	
179601-23-1	m,p-Xylenes	50	U	50	8.3	
95-47-6	o-Xylene	25	U	25	5.0	
100-42-5	Styrene	25	U	25	5.0	
75-25-2	Bromoform	25	U	25	11	
79-34-5	1,1,2,2-Tetrachloroethane	25	U	25	6.3	

ALS Group USA, Corp. dba ALS Environmental

Analytical Report

Client:	CB&I	**Service Request:**	R1509047
Project:	Textron Wheatfield/Annual Groundwater	**Date Collected:**	10/21/15 1630
Sample Matrix:	Water	**Date Received:**	10/22/15
		Date Analyzed:	10/26/15 19:33
Sample Name:	BAT-EW-8-151021	**Units:**	µg/L
Lab Code:	R1509047-016	**Basis:**	NA
Run Type:	Dilution		

Volatile Organic Compounds by GC/MS

Analytical Method:	8260C	**Analysis Lot:**	468926
Prep Method:	EPA 5030C		
Data File Name:	I:\ACQUDATA\msvoa10\data\102615\F3462.D\	**Instrument Name:**	R-MS-10
		Dilution Factor:	25

CAS No.	Analyte Name	Result	Q	MRL	MDL	Note

Surrogate Name	%Rec	Control Limits	Date Analyzed	Q
4-Bromofluorobenzene	101	85-122	10/26/15 19:33	
Toluene-d8	105	87-121	10/26/15 19:33	
Dibromofluoromethane	99	89-119	10/26/15 19:33	

Quantitation Report (QT Reviewed)

Data Path : I:\ACQUDATA\msvoa10\data\102615\
Data File : F3462.D
Acq On : 26 Oct 2015 7:33 pm
Operator : F. Naegler
Sample : R1509047-016|25.0 Inst : MSVOA10
Misc : CBI 13429 T4
ALS Vial : 20 Sample Multiplier: 1

Quant Time: Oct 30 11:53:21 2015
Quant Method : I:\ACQUDATA\MSVOA10\METHODS\W101915.M
Quant Title : MS#10 - 8260B WATERS 10mL Purge
QLast Update : Tue Oct 20 12:01:30 2015
Response via : Initial Calibration

DL

FU 10/30/15

Compound	R.T.	QIon	Response	Conc	Units	Dev(Min)
Internal Standards						
1) Pentafluorobenzene	5.665	168	640736	50.00	ug/L	0.00
41) 1,4-Difluorobenzene	6.714	114	940911	50.00	ug/L	0.00
70) d5-Chlorobenzene	9.957	117	852972	50.00	ug/L	0.00
90) 1,4-Dichlorobenzene-d4	11.987	152	452250	50.00	ug/L	0.00
System Monitoring Compounds						
43) surr4,Dibrflmethane	5.519	113	286715	49.67	ug/L	0.00
Spiked Amount 50.000	Range 89 - 119		Recovery = 99.34%			
46) surr1,1,2-dichloroetha...	6.031	65	423667	54.57	ug/L	0.00
Spiked Amount 50.000	Range 73 - 125		Recovery = 109.14%			
64) SURR3,Toluene-d8	8.488	98	1122514	52.36	ug/L	0.00
Spiked Amount 50.000	Range 87 - 121		Recovery = 104.72%			
69) SURR2,BFB	11.018	95	432643	50.54	ug/L	0.00
Spiked Amount 50.000	Range 85 - 122		Recovery = 101.08%			
Target Compounds						Qvalue
4) Vinyl Chloride	1.379	62	283420	26.49	ug/L	97
5) Bromomethane	1.617	94	363	Below Cal	#	61
7) Freon 21	1.867	67	12402	1.00	ug/L	96
8) Trichlorofluoromethane	1.910	101	11004	1.20	ug/L	96
10) Freon 123a	2.172	67	6221	0.81	ug/L	90
13) 1,1-Diclethene	2.373	96	2016	0.40	ug/L #	15
14) Freon 113	2.367	101	21483	3.78	ug/L #	61
26) trans-1,2-Dichloroethene	3.166	96	2283	0.40	ug/L #	86
27) 1,1-Diclethane	3.708	63	15829	1.33	ug/L	90
33) cis-1,2-Dichloroethene	4.623	96	572436	88.27	ug/L	96
40) 1,1,1-Trichloroethane	5.519	97	24956	3.07	ug/L	96
53) Trichloroethene	7.031	130	5380	0.83	ug/L	97

(#) = qualifier out of range (m) = manual integration (+) = signals summed

Quantitation Report (QT Reviewed)

Data Path : I:\ACQUDATA\msvoa10\data\102615\
Data File : F3462.D
Acq On : 26 Oct 2015 7:33 pm
Operator : F. Naegler
Sample : R1509047-016|25.0 Inst : MSVOA10
Misc : CBI 13429 T4
ALS Vial : 20 Sample Multiplier: 1

Quant Time: Oct 30 11:53:21 2015
Quant Method : I:\ACQUDATA\MSVOA10\METHODS\W101915.M
Quant Title : MS#10 - 8260B WATERS 10mL Purge
QLast Update : Tue Oct 20 12:01:30 2015
Response via : Initial Calibration

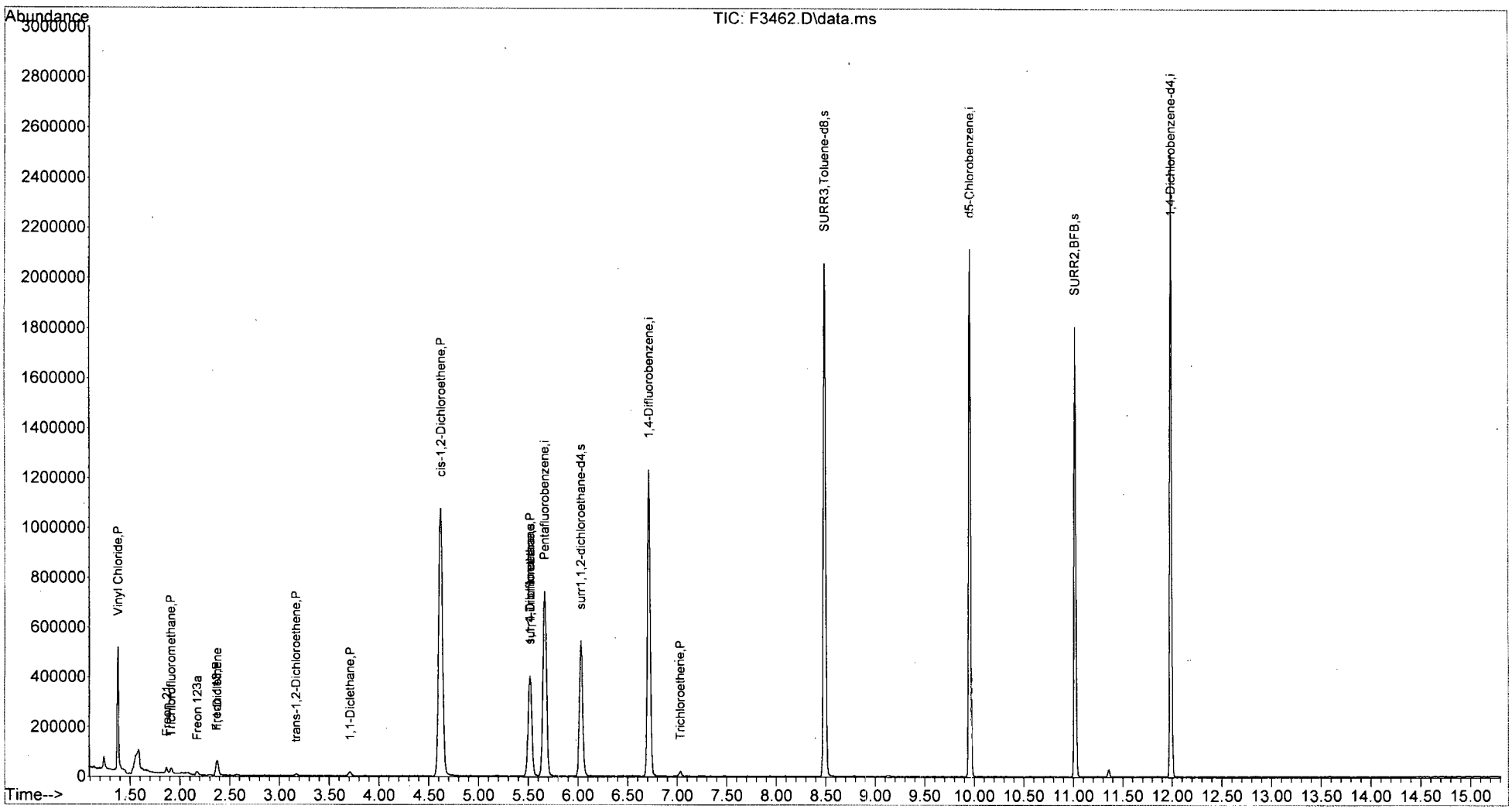

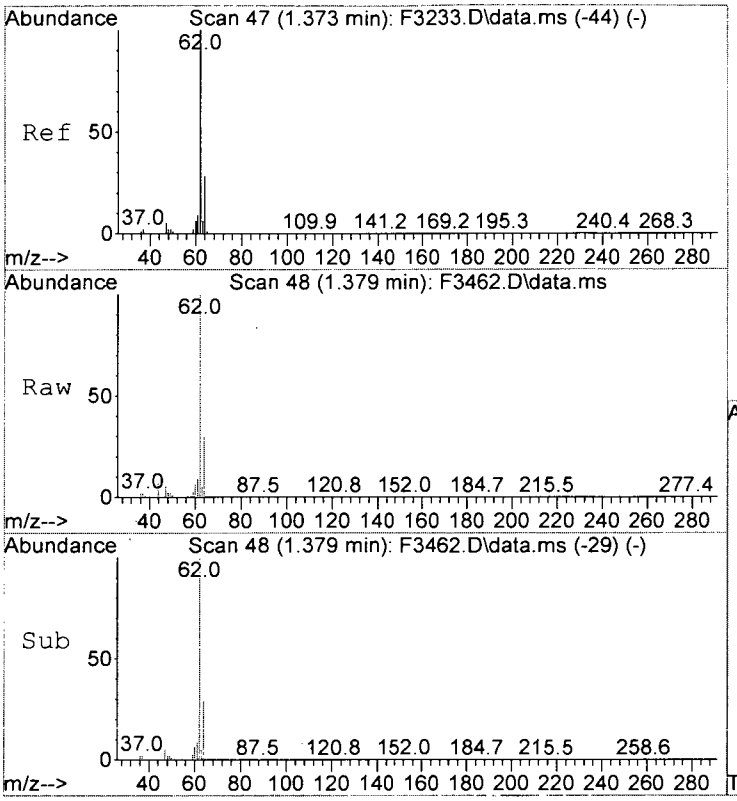

#4
Vinyl Chloride
Concen: 26.49 ug/L
RT: 1.379 min Scan# 48
Delta R.T. -0.000 min
Lab File: F3462.D
Acq: 26 Oct 2015 7:33 pm

Tgt Ion: 62 Resp: 283420

Ion	Ratio	Lower	Upper
62	100		
64	29.9	8.4	48.4

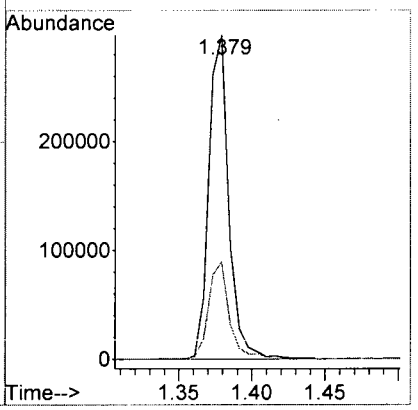

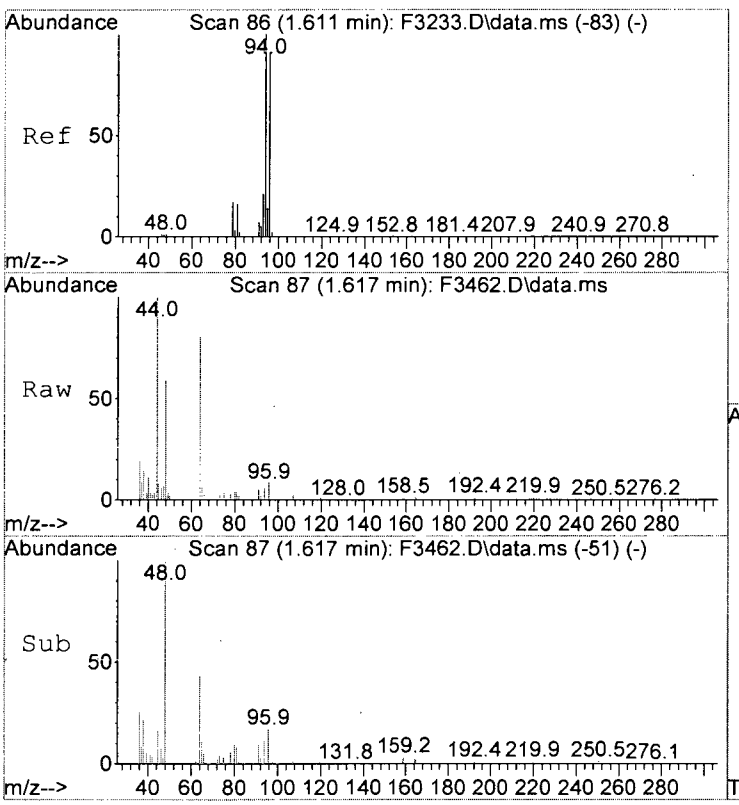

#5
Bromomethane
Concen: Below Cal
RT: 1.617 min Scan# 87
Delta R.T. -0.006 min
Lab File: F3462.D
Acq: 26 Oct 2015 7:33 pm

Tgt Ion: 94 Resp: 363

Ion	Ratio	Lower	Upper
94	100		
96	128.3	71.0	111.0#

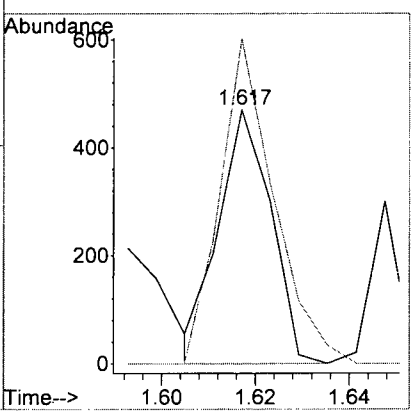

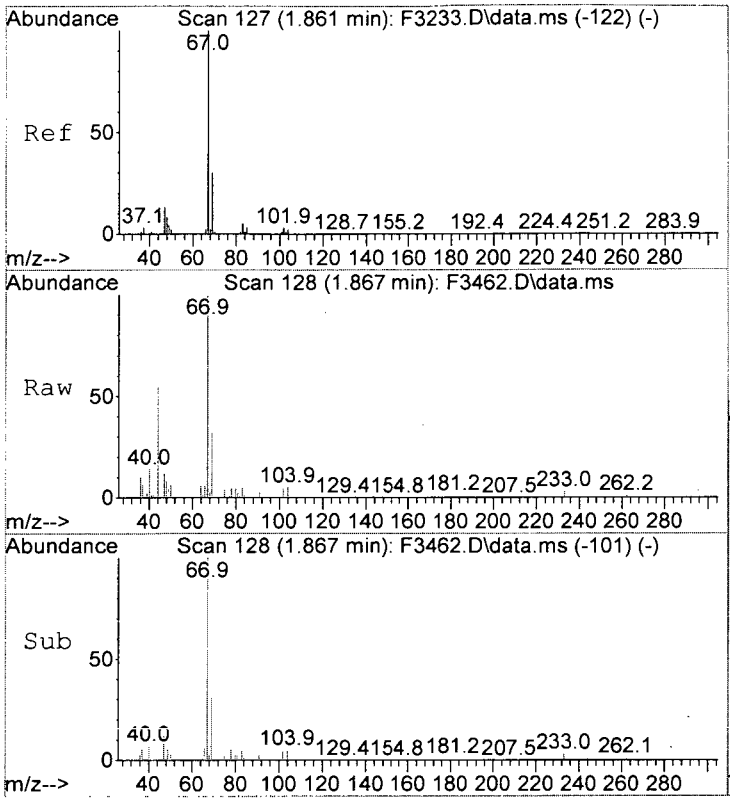

#7
Freon 21
Concen: 1.00 ug/L
RT: 1.867 min Scan# 128
Delta R.T. -0.000 min
Lab File: F3462.D
Acq: 26 Oct 2015 7:33 pm

Tgt Ion: 67 Resp: 12402

Ion	Ratio	Lower	Upper
67	100		
69	32.0	9.8	49.8

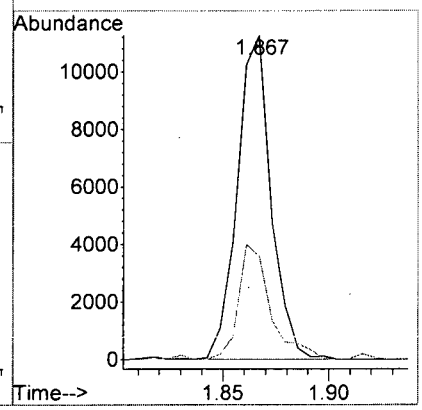

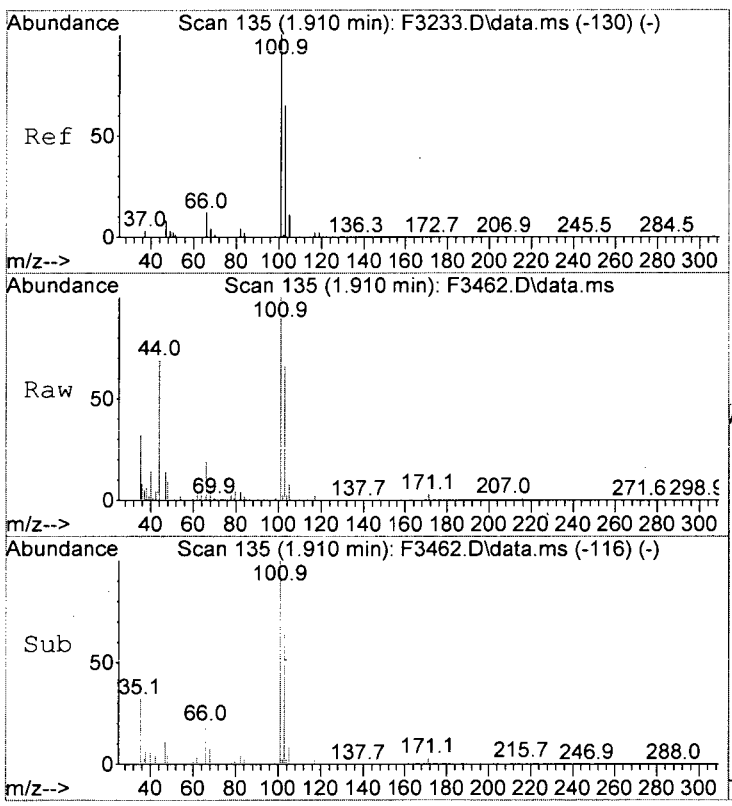

#8
Trichlorofluoromethane
Concen: 1.20 ug/L
RT: 1.910 min Scan# 135
Delta R.T. -0.006 min
Lab File: F3462.D
Acq: 26 Oct 2015 7:33 pm

Tgt Ion:101 Resp: 11004

Ion	Ratio	Lower	Upper
101	100		
103	65.7	44.4	84.4
66	19.2	0.0	32.9

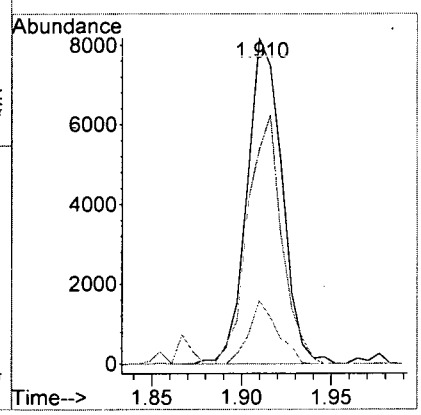

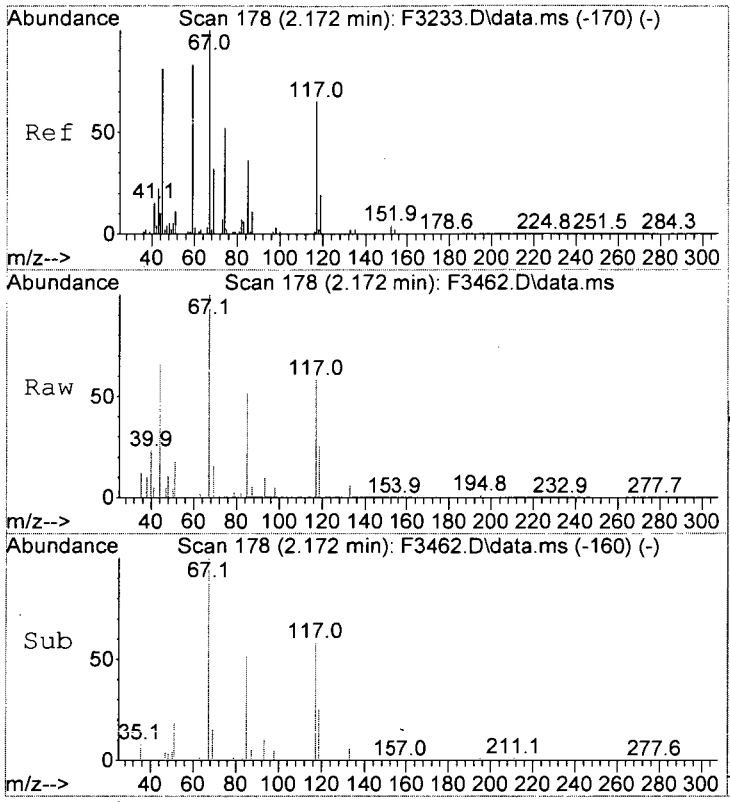

#10
Freon 123a
Concen: 0.81 ug/L
RT: 2.172 min Scan# 178
Delta R.T. -0.006 min
Lab File: F3462.D
Acq: 26 Oct 2015 7:33 pm

Tgt Ion: 67 Resp: 6221

Ion	Ratio	Lower	Upper
67	100		
117	57.8	46.0	86.0

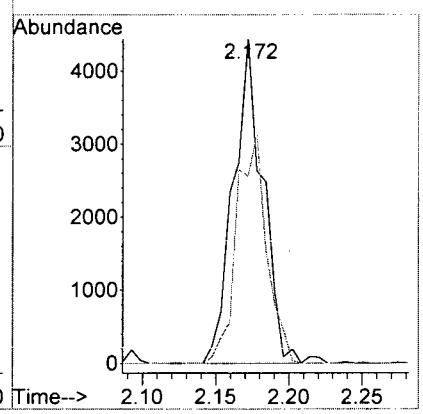

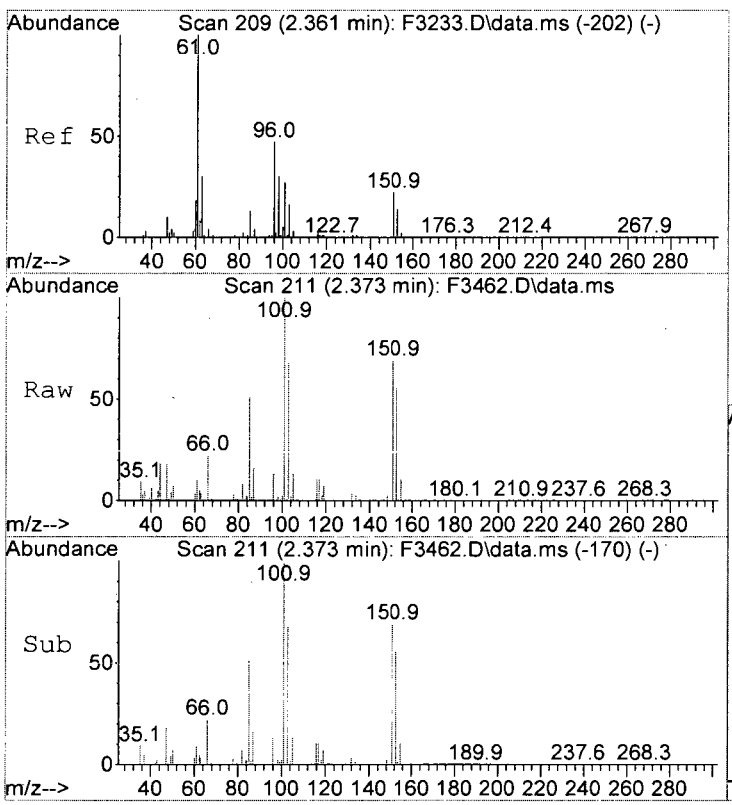

#13
1,1-Diclethene
Concen: 0.40 ug/L
RT: 2.373 min Scan# 211
Delta R.T. -0.000 min
Lab File: F3462.D
Acq: 26 Oct 2015 7:33 pm

Tgt Ion: 96 Resp: 2016

Ion	Ratio	Lower	Upper
96	100		
98	14.5	44.2	84.2#
61	68.7	192.7	232.7#

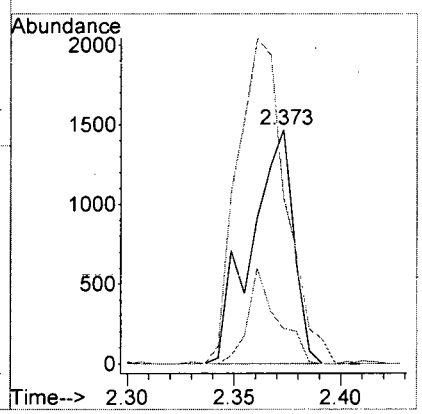

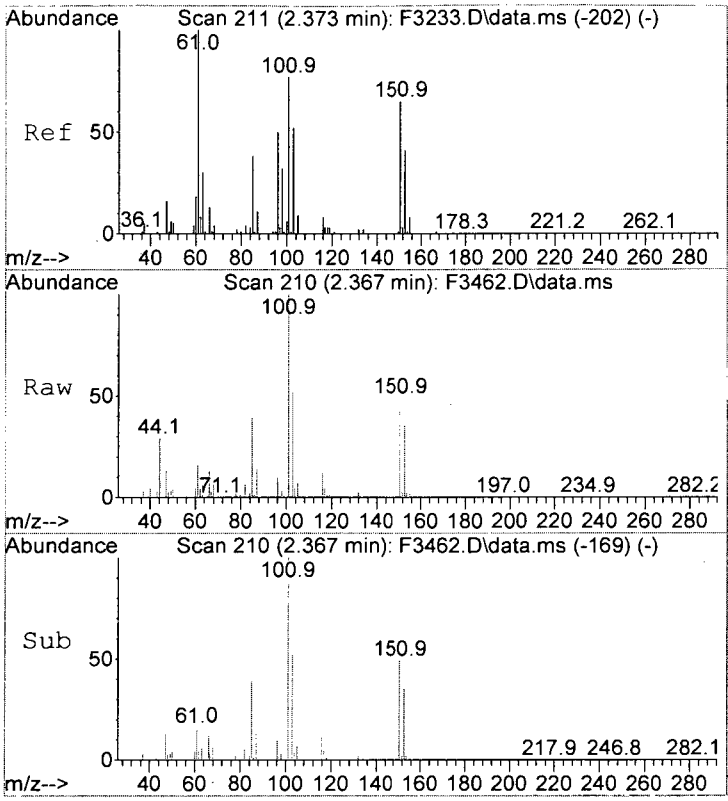

#14
Freon 113
Concen: 3.78 ug/L
RT: 2.367 min Scan# 210
Delta R.T. -0.006 min
Lab File: F3462.D
Acq: 26 Oct 2015 7:33 pm

Tgt Ion:101 Resp: 21483

Ion	Ratio	Lower	Upper
101	100		
151	49.3	64.5	104.5#

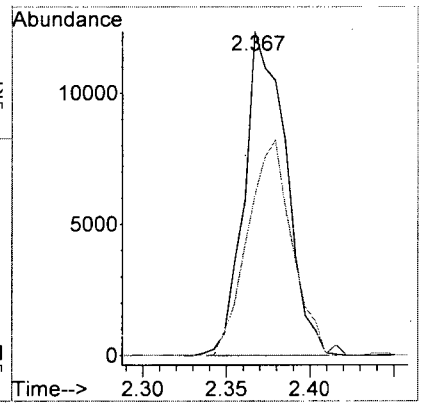

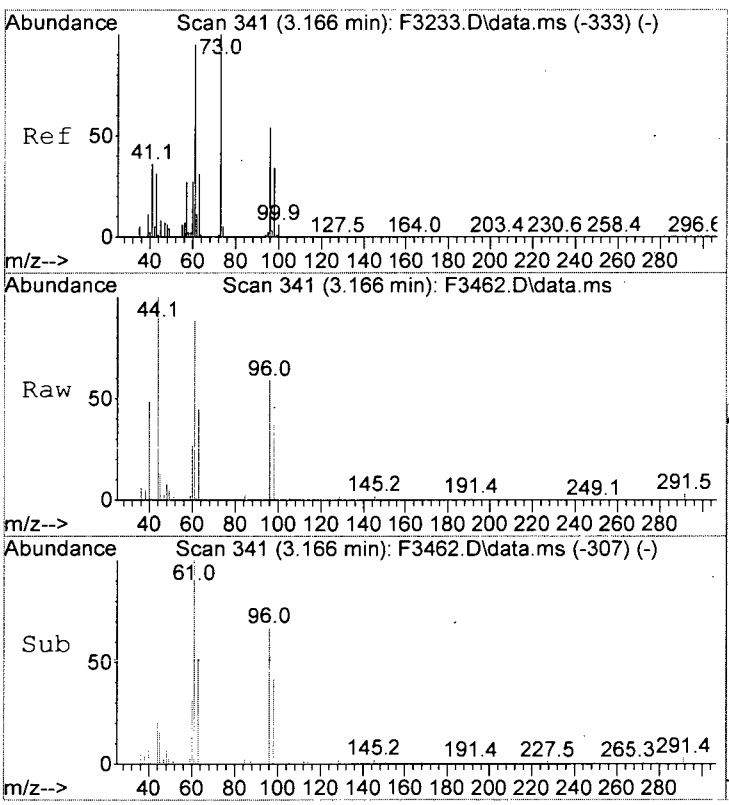

#26
trans-1,2-Dichloroethene
Concen: 0.40 ug/L
RT: 3.166 min Scan# 341
Delta R.T. -0.000 min
Lab File: F3462.D
Acq: 26 Oct 2015 7:33 pm

Tgt Ion: 96 Resp: 2283

Ion	Ratio	Lower	Upper
96	100		
98	62.5	42.3	82.3
61	149.1	155.3	195.3#

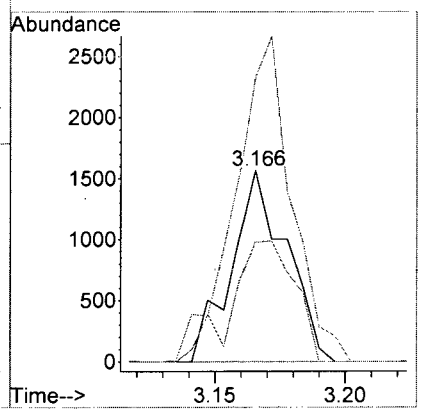

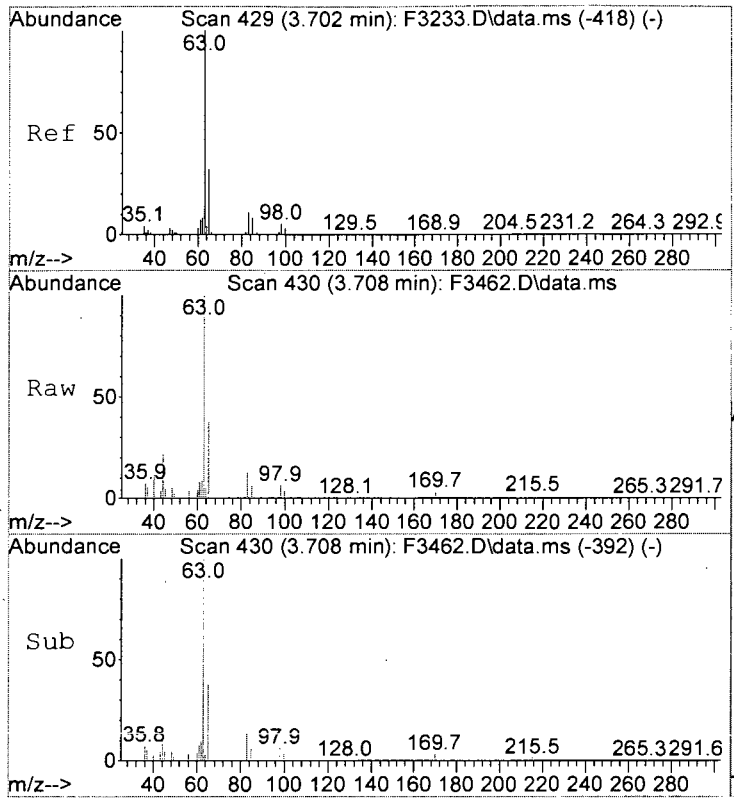

#27
1,1-Diclethane
Concen: 1.33 ug/L
RT: 3.708 min Scan# 430
Delta R.T. 0.006 min
Lab File: F3462.D
Acq: 26 Oct 2015 7:33 pm

Tgt Ion: 63 Resp: 15829

Ion	Ratio	Lower	Upper
63	100		
65	38.2	11.7	51.7
83	13.2	0.0	30.6

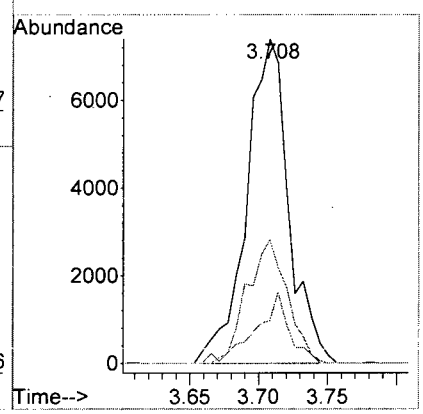

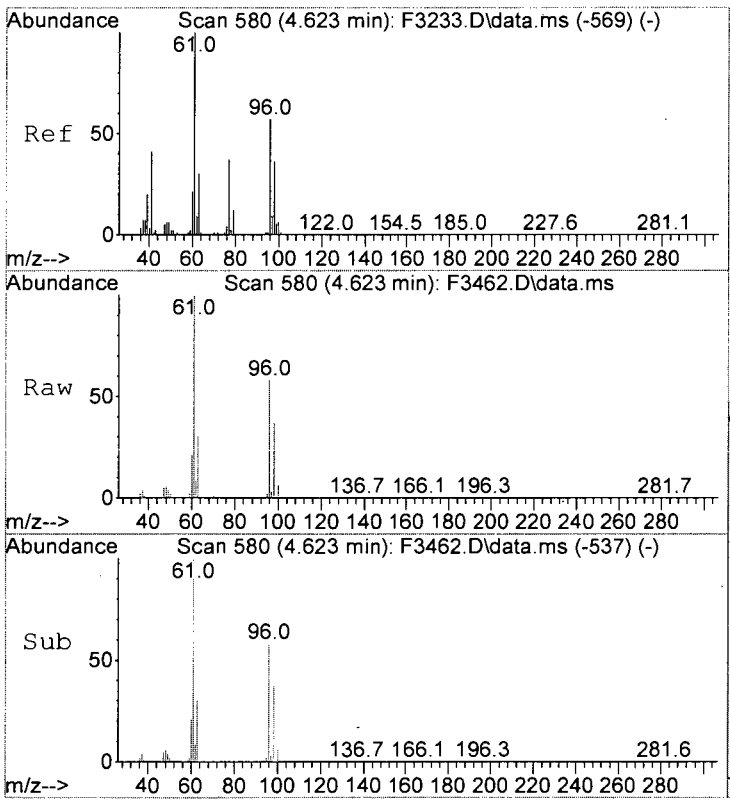

#33
cis-1,2-Dichloroethene
Concen: 88.27 ug/L
RT: 4.623 min Scan# 580
Delta R.T. 0.006 min
Lab File: F3462.D
Acq: 26 Oct 2015 7:33 pm

Tgt Ion: 96 Resp: 572436

Ion	Ratio	Lower	Upper
96	100		
61	171.0	157.0	197.0

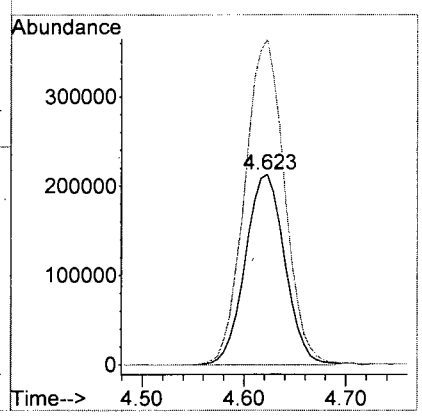

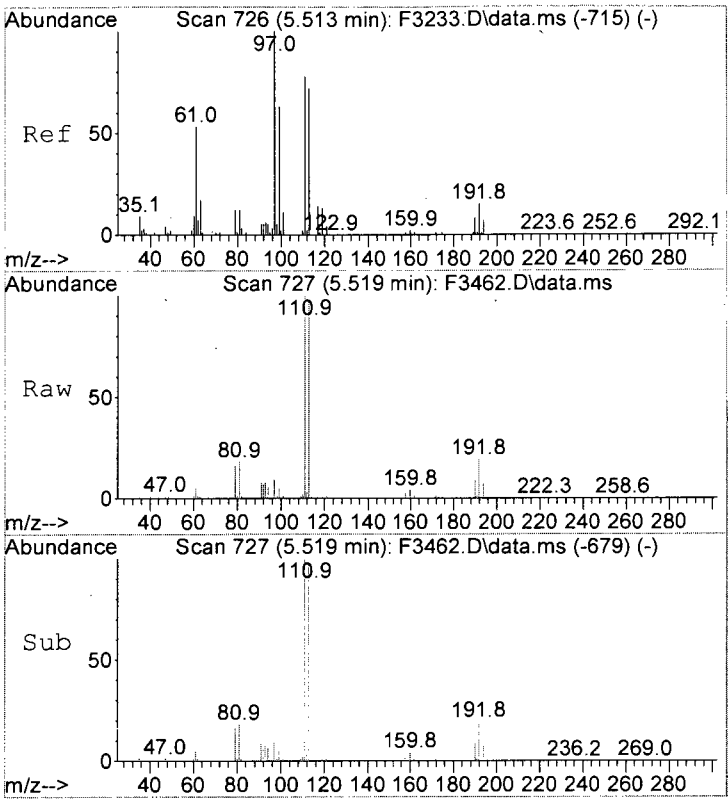

#40
1,1,1-Trichloroethane
Concen: 3.07 ug/L
RT: 5.519 min Scan# 727
Delta R.T. 0.012 min
Lab File: F3462.D
Acq: 26 Oct 2015 7:33 pm

Tgt Ion: 97 Resp: 24956

Ion	Ratio	Lower	Upper
97	100		
99	61.9	42.8	82.8
61	58.2	33.4	73.4

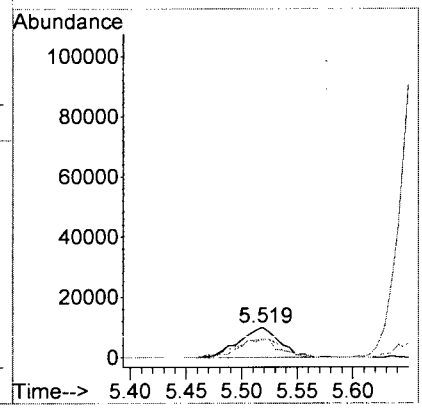

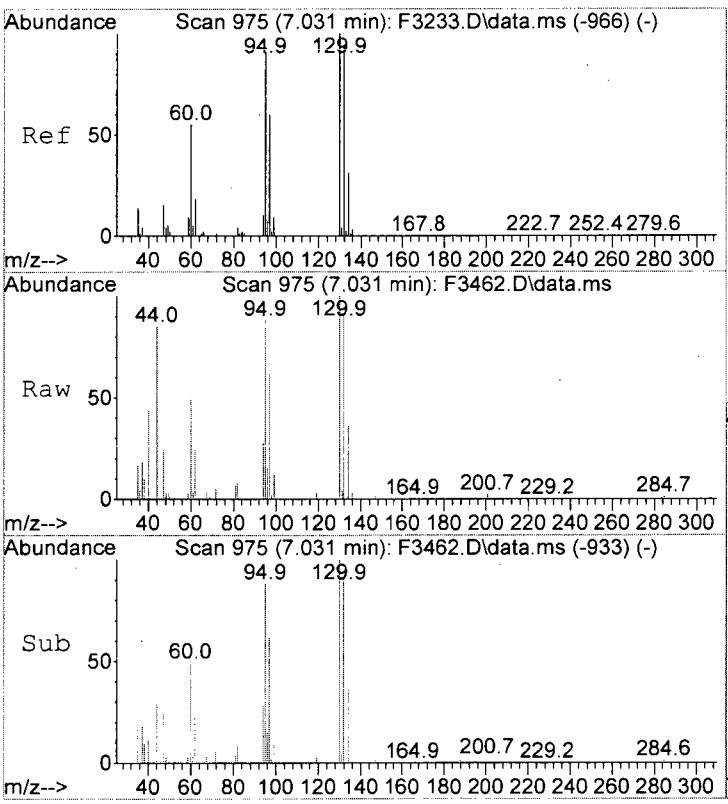

#53
Trichloroethene
Concen: 0.83 ug/L
RT: 7.031 min Scan# 975
Delta R.T. 0.006 min
Lab File: F3462.D
Acq: 26 Oct 2015 7:33 pm

Tgt Ion:130 Resp: 5380

Ion	Ratio	Lower	Upper
130	100		
132	91.4	74.1	114.1
95	88.1	70.9	110.9
97	62.2	39.7	79.7

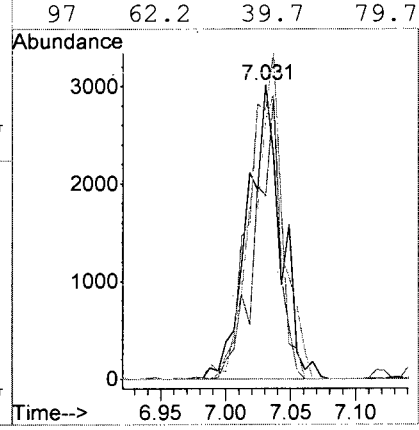

Client:	CB&I	**Service Request:**	R1509047
Project:	Textron Wheatfield/Annual Groundwater	**Date Collected:**	10/22/15 0810
Sample Matrix:	Water	**Date Received:**	10/22/15
		Date Analyzed:	10/23/15 14:08
Sample Name:	BAT-FB-2-151022	**Units:**	µg/L
Lab Code:	R1509047-017	**Basis:**	NA

Volatile Organic Compounds by GC/MS

Analytical Method:	8260C	**Analysis Lot:**	468624
Prep Method:	EPA 5030C		
Data File Name:	I:\ACQUDATA\msvoa10\data\102315\F3388.D\	**Instrument Name:**	R-MS-10
		Dilution Factor:	1

CAS No.	Analyte Name	Result	Q	MRL	MDL	Note
74-87-3	Chloromethane	1.0	U	1.0	0.21	
75-01-4	Vinyl Chloride	1.0	U	1.0	0.32	
75-00-3	Chloroethane	1.0	U	1.0	0.24	
74-83-9	Bromomethane	1.0	U	1.0	0.29	
75-35-4	1,1-Dichloroethene	1.0	U	1.0	0.57	
67-64-1	Acetone	5.0	U	5.0	1.3	
75-15-0	Carbon Disulfide	1.0	U	1.0	0.22	
75-09-2	Methylene Chloride	1.0	U	1.0	0.60	
156-60-5	trans-1,2-Dichloroethene	1.0	U	1.0	0.33	
75-34-3	1,1-Dichloroethane	1.0	U	1.0	0.20	
156-59-2	cis-1,2-Dichloroethene	1.0	U	1.0	0.30	
78-93-3	2-Butanone (MEK)	5.0	U	5.0	0.81	
67-66-3	Chloroform	1.0	U	1.0	0.25	
71-55-6	1,1,1-Trichloroethane	1.0	U	1.0	0.36	
56-23-5	Carbon Tetrachloride	1.0	U	1.0	0.45	
71-43-2	Benzene	1.0	U	1.0	0.20	
107-06-2	1,2-Dichloroethane	1.0	U	1.0	0.36	
79-01-6	Trichloroethene	1.0	U	1.0	0.22	
78-87-5	1,2-Dichloropropane	1.0	U	1.0	0.20	
75-27-4	Bromodichloromethane	1.0	U	1.0	0.32	
10061-01-5	cis-1,3-Dichloropropene	1.0	U	1.0	0.24	
108-10-1	4-Methyl-2-pentanone (MIBK)	5.0	U	5.0	0.67	
108-88-3	Toluene	1.0	U	1.0	0.20	
10061-02-6	trans-1,3-Dichloropropene	1.0	U	1.0	0.20	
79-00-5	1,1,2-Trichloroethane	1.0	U	1.0	0.34	
127-18-4	Tetrachloroethene	1.0	U	1.0	0.30	
591-78-6	2-Hexanone	5.0	U	5.0	1.7	
124-48-1	Dibromochloromethane	1.0	U	1.0	0.31	
108-90-7	Chlorobenzene	1.0	U	1.0	0.29	
100-41-4	Ethylbenzene	1.0	U	1.0	0.20	
179601-23-1	m,p-Xylenes	2.0	U	2.0	0.33	
95-47-6	o-Xylene	1.0	U	1.0	0.20	
100-42-5	Styrene	1.0	U	1.0	0.20	
75-25-2	Bromoform	1.0	U	1.0	0.42	
79-34-5	1,1,2,2-Tetrachloroethane	1.0	U	1.0	0.25	

ALS Group USA, Corp. dba ALS Environmental

Analytical Report

Client:	CB&I	**Service Request:**	R1509047
Project:	Textron Wheatfield/Annual Groundwater	**Date Collected:**	10/22/15 0810
Sample Matrix:	Water	**Date Received:**	10/22/15
		Date Analyzed:	10/23/15 14:08
Sample Name:	BAT-FB-2-151022	**Units:**	µg/L
Lab Code:	R1509047-017	**Basis:**	NA

Volatile Organic Compounds by GC/MS

Analytical Method:	8260C	**Analysis Lot:**	468624
Prep Method:	EPA 5030C		
Data File Name:	I:\ACQUDATA\msvoa10\data\102315\F3388.D\	**Instrument Name:**	R-MS-10
		Dilution Factor:	1

CAS No.	Analyte Name	Result	Q	MRL	MDL	Note

Surrogate Name	%Rec	Control Limits	Date Analyzed	Q
4-Bromofluorobenzene	98	85-122	10/23/15 14:08	
Toluene-d8	105	87-121	10/23/15 14:08	
Dibromofluoromethane	100	89-119	10/23/15 14:08	

Quantitation Report (QT Reviewed)

Data Path : I:\ACQUDATA\msvoa10\data\102315\
Data File : F3388.D
Acq On : 23 Oct 2015 2:08 pm
Operator : F. Naegler
Sample : R1509047-017|1.0 Inst : MSVOA10
Misc : CBI 13429 T4
ALS Vial : 7 Sample Multiplier: 1

Quant Time: Oct 29 12:02:34 2015
Quant Method : I:\ACQUDATA\MSVOA10\METHODS\W101915.M
Quant Title : MS#10 - 8260B WATERS 10mL Purge
QLast Update : Tue Oct 20 12:01:30 2015
Response via : Initial Calibration

Compound	R.T.	QIon	Response	Conc	Units	Dev(Min)
Internal Standards						
1) Pentafluorobenzene	5.671	168	655146	50.00	ug/L	0.00
41) 1,4-Difluorobenzene	6.714	114	955234	50.00	ug/L	0.00
70) d5-Chlorobenzene	9.957	117	866420	50.00	ug/L	0.00
90) 1,4-Dichlorobenzene-d4	11.987	152	454661	50.00	ug/L	0.00
System Monitoring Compounds						
43) surr4,Dibrflmethane	5.513	113	291607	49.76	ug/L	0.00
Spiked Amount 50.000	Range 89 - 119		Recovery = 99.52%			
46) surr1,1,2-dichloroetha...	6.031	65	420277	53.32	ug/L	0.00
Spiked Amount 50.000	Range 73 - 125		Recovery = 106.64%			
64) SURR3,Toluene-d8	8.488	98	1140224	52.39	ug/L	0.00
Spiked Amount 50.000	Range 87 - 121		Recovery = 104.78%			
69) SURR2,BFB	11.018	95	427302	49.16	ug/L	0.00
Spiked Amount 50.000	Range 85 - 122		Recovery = 98.32%			
Target Compounds						Qvalue
5) Bromomethane	1.617	94	500	Below Cal		99
15) Acetone	2.416	43	3568	0.60	ug/L	76
79) 4-Chlorobenzotrifluoride	10.055	180	2305	0.26	ug/L	80

(#) = qualifier out of range (m) = manual integration (+) = signals summed

FU 10/29/15

Quantitation Report (QT Reviewed)

Data Path : I:\ACQUDATA\msvoa10\data\102315\
Data File : F3388.D
Acq On : 23 Oct 2015 2:08 pm
Operator : F. Naegler
Sample : R1509047-017|1.0 Inst : MSVOA10
Misc : CBI 13429 T4
ALS Vial : 7 Sample Multiplier: 1

Quant Time: Oct 29 12:02:34 2015
Quant Method : I:\ACQUDATA\MSVOA10\METHODS\W101915.M
Quant Title : MS#10 - 8260B WATERS 10mL Purge
QLast Update : Tue Oct 20 12:01:30 2015
Response via : Initial Calibration

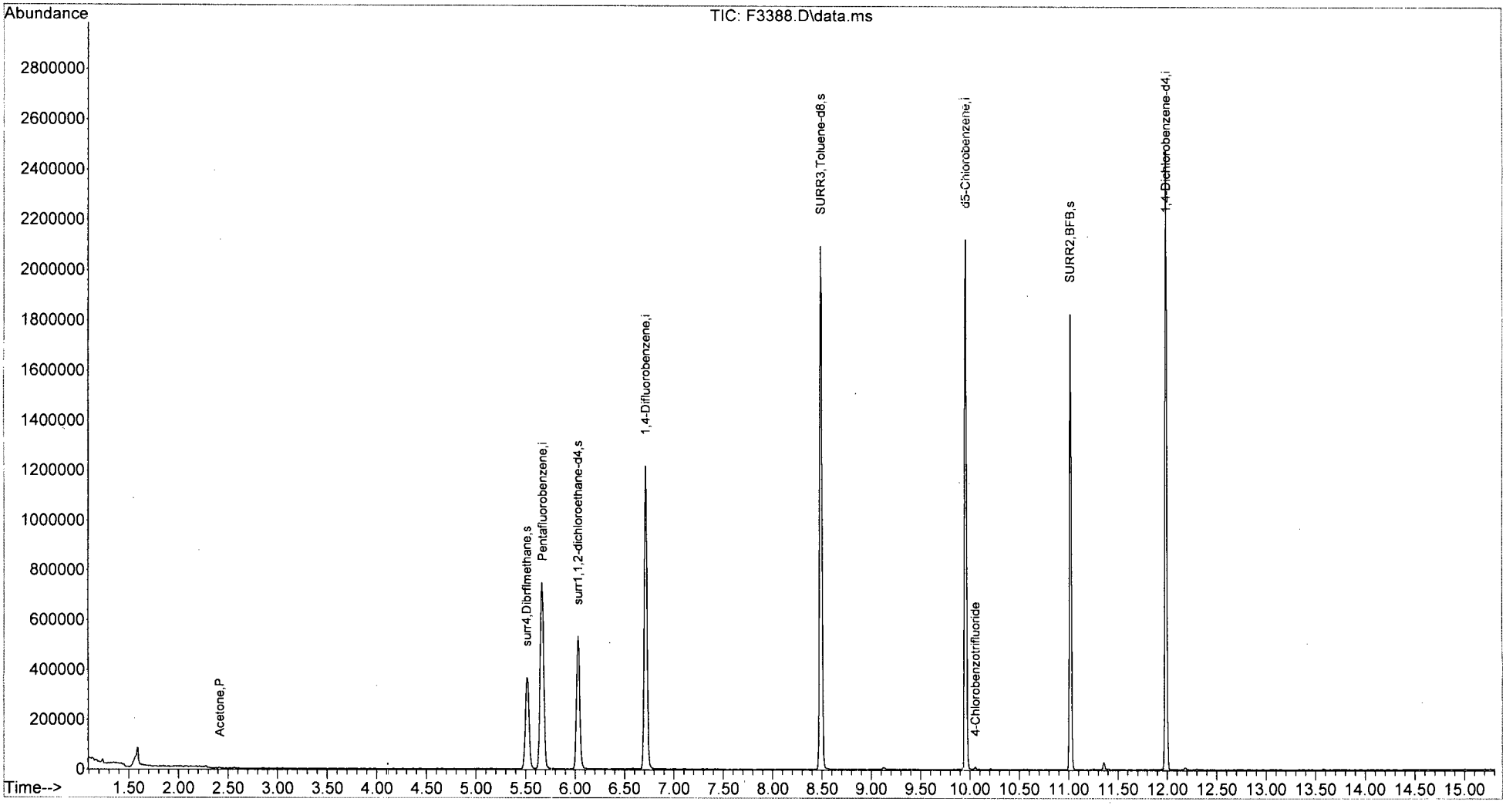

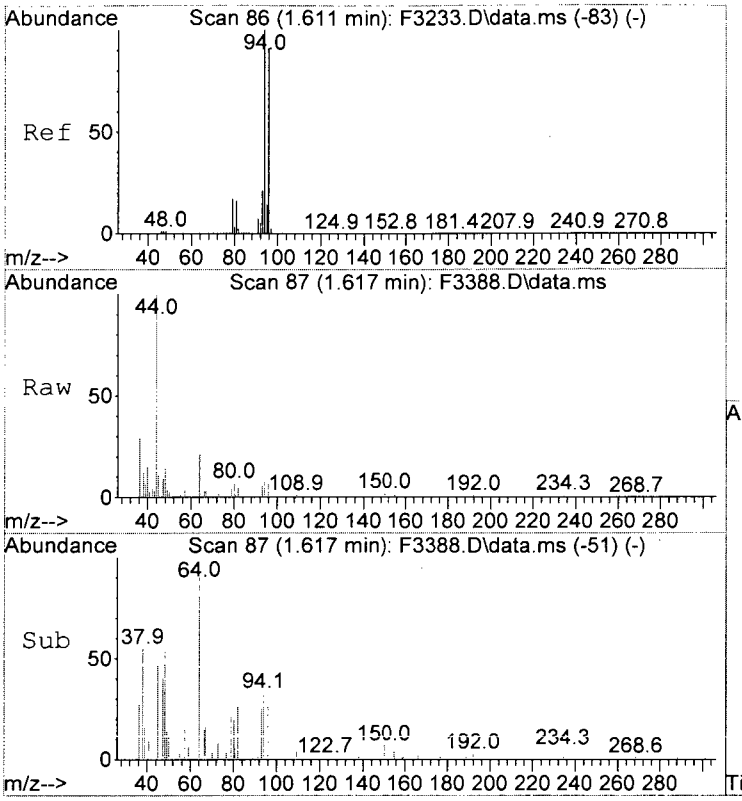

#5
Bromomethane
Concen: Below Cal
RT: 1.617 min Scan# 87
Delta R.T. -0.006 min
Lab File: F3388.D
Acq: 23 Oct 2015 2:08 pm

Tgt Ion: 94 Resp: 500

Ion	Ratio	Lower	Upper
94	100		
96	89.9	71.0	111.0

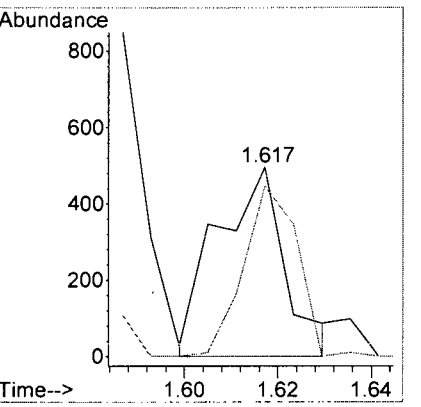

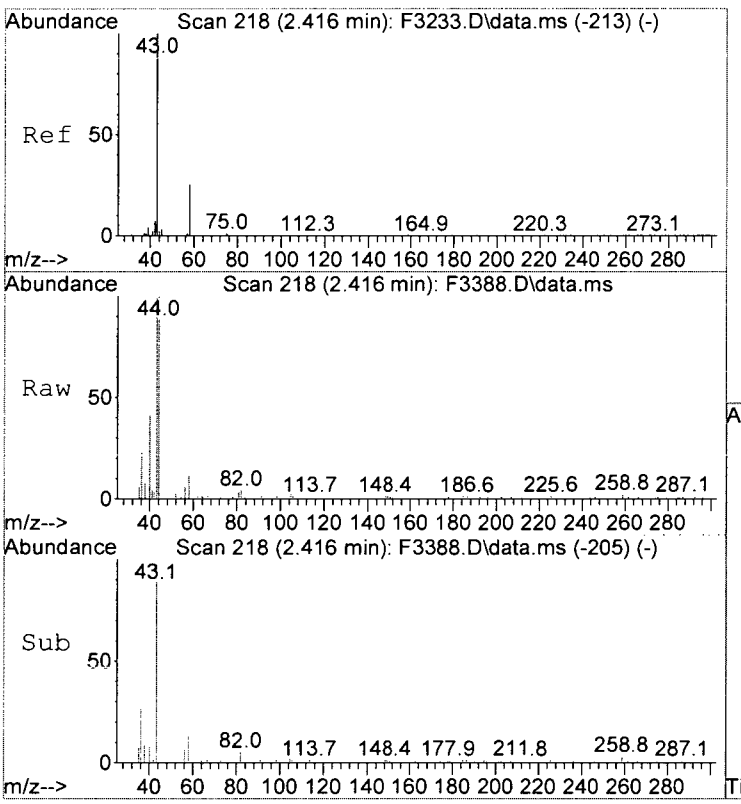

#15
Acetone
Concen: 0.60 ug/L
RT: 2.416 min Scan# 218
Delta R.T. 0.006 min
Lab File: F3388.D
Acq: 23 Oct 2015 2:08 pm

Tgt Ion: 43 Resp: 3568

Ion	Ratio	Lower	Upper
43	100		
58	10.7	4.3	44.3
42	3.2	0.0	27.3

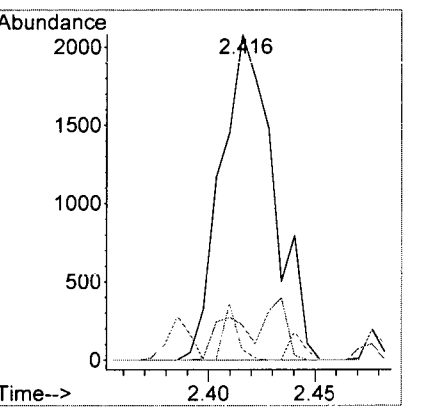

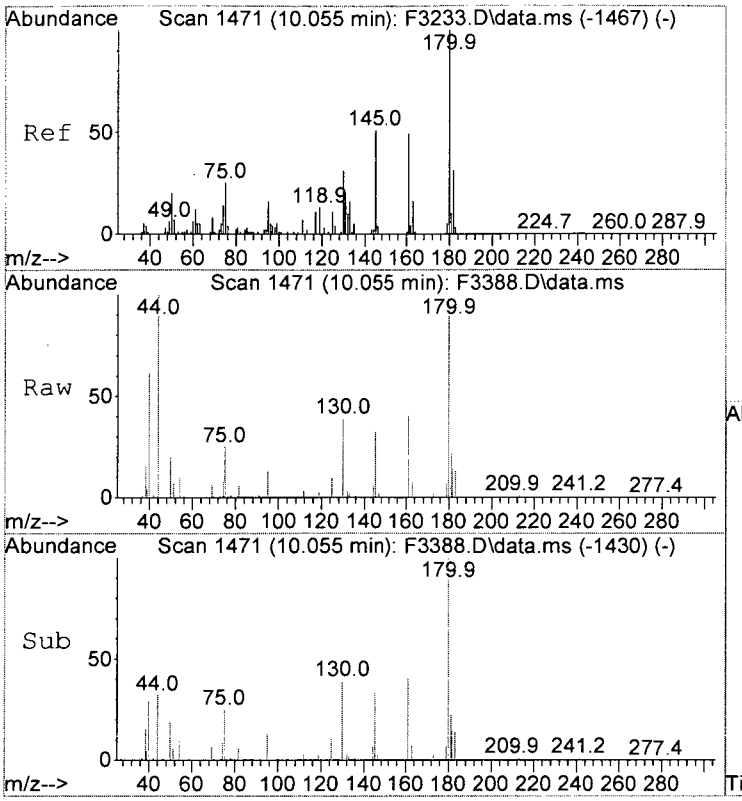

#79
4-Chlorobenzotrifluoride
Concen: 0.26 ug/L
RT: 10.055 min Scan# 1471
Delta R.T. -0.000 min
Lab File: F3388.D
Acq: 23 Oct 2015 2:08 pm

Tgt Ion:180 Resp: 2305

Ion	Ratio	Lower	Upper
180	100		
145	32.7	31.3	71.3
161	40.4	29.2	69.2

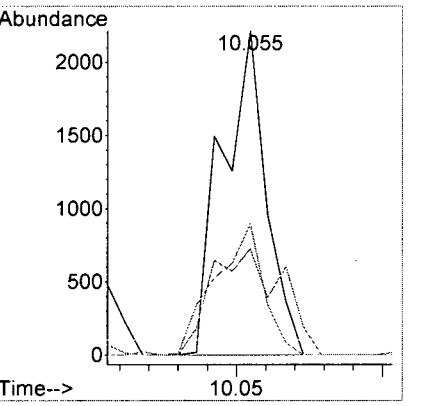

Client:	CB&I	**Service Request:**	R1509047
Project:	Textron Wheatfield/Annual Groundwater	**Date Collected:**	10/22/15 0830
Sample Matrix:	Water	**Date Received:**	10/22/15
		Date Analyzed:	10/23/15 20:12
Sample Name:	BAT-DW-12-151022	**Units:**	µg/L
Lab Code:	R1509047-018	**Basis:**	NA

Volatile Organic Compounds by GC/MS

Analytical Method:	8260C	**Analysis Lot:**	468624
Prep Method:	EPA 5030C		
Data File Name:	I:\ACQUDATA\msvoa10\data\102315\F3403.D\	**Instrument Name:**	R-MS-10
		Dilution Factor:	1

CAS No.	Analyte Name	Result	Q	MRL	MDL	Note
74-87-3	Chloromethane	1.0	U	1.0	0.21	
75-01-4	Vinyl Chloride	**74**		1.0	0.32	
75-00-3	Chloroethane	1.0	U	1.0	0.24	
74-83-9	Bromomethane	1.0	U	1.0	0.29	
75-35-4	1,1-Dichloroethene	**2.8**		1.0	0.57	
67-64-1	Acetone	5.0	U	5.0	1.3	
75-15-0	Carbon Disulfide	1.0	U	1.0	0.22	
75-09-2	Methylene Chloride	**84**		1.0	0.60	
156-60-5	trans-1,2-Dichloroethene	**1.1**		1.0	0.33	
75-34-3	1,1-Dichloroethane	**8.6**		1.0	0.20	
156-59-2	cis-1,2-Dichloroethene	**300**	E	1.0	0.30	
78-93-3	2-Butanone (MEK)	5.0	U	5.0	0.81	
67-66-3	Chloroform	**0.31**	J	1.0	0.25	
71-55-6	1,1,1-Trichloroethane	**28**		1.0	0.36	
56-23-5	Carbon Tetrachloride	1.0	U	1.0	0.45	
71-43-2	Benzene	1.0	U	1.0	0.20	
107-06-2	1,2-Dichloroethane	1.0	U	1.0	0.36	
79-01-6	Trichloroethene	**140**		1.0	0.22	
78-87-5	1,2-Dichloropropane	1.0	U	1.0	0.20	
75-27-4	Bromodichloromethane	1.0	U	1.0	0.32	
10061-01-5	cis-1,3-Dichloropropene	1.0	U	1.0	0.24	
108-10-1	4-Methyl-2-pentanone (MIBK)	5.0	U	5.0	0.67	
108-88-3	Toluene	1.0	U	1.0	0.20	
10061-02-6	trans-1,3-Dichloropropene	1.0	U	1.0	0.20	
79-00-5	1,1,2-Trichloroethane	1.0	U	1.0	0.34	
127-18-4	Tetrachloroethene	1.0	U	1.0	0.30	
591-78-6	2-Hexanone	5.0	U	5.0	1.7	
124-48-1	Dibromochloromethane	1.0	U	1.0	0.31	
108-90-7	Chlorobenzene	1.0	U	1.0	0.29	
100-41-4	Ethylbenzene	1.0	U	1.0	0.20	
179601-23-1	m,p-Xylenes	2.0	U	2.0	0.33	
95-47-6	o-Xylene	1.0	U	1.0	0.20	
100-42-5	Styrene	1.0	U	1.0	0.20	
75-25-2	Bromoform	1.0	U	1.0	0.42	
79-34-5	1,1,2,2-Tetrachloroethane	1.0	U	1.0	0.25	

Client:	CB&I	**Service Request:**	R1509047
Project:	Textron Wheatfield/Annual Groundwater	**Date Collected:**	10/22/15 0830
Sample Matrix:	Water	**Date Received:**	10/22/15
		Date Analyzed:	10/23/15 20:12
Sample Name:	BAT-DW-12-151022	**Units:**	µg/L
Lab Code:	R1509047-018	**Basis:**	NA

Volatile Organic Compounds by GC/MS

Analytical Method:	8260C	**Analysis Lot:**	468624
Prep Method:	EPA 5030C		
Data File Name:	I:\ACQUDATA\msvoa10\data\102315\F3403.D\	**Instrument Name:**	R-MS-10
		Dilution Factor:	1

CAS No.	Analyte Name	Result	Q	MRL	MDL	Note

Surrogate Name	%Rec	Control Limits	Date Analyzed	Q
4-Bromofluorobenzene	100	85-122	10/23/15 20:12	
Toluene-d8	104	87-121	10/23/15 20:12	
Dibromofluoromethane	103	89-119	10/23/15 20:12	

Quantitation Report (QT Reviewed)

Data Path : I:\ACQUDATA\msvoa10\data\102315\
Data File : F3403.D
Acq On : 23 Oct 2015 8:12 pm
Operator : F. Naegler
Sample : R1509047-018|1.0 Inst : MSVOA10
Misc : CBI 13429 T4
ALS Vial : 22 Sample Multiplier: 1

Quant Time: Oct 29 13:31:26 2015
Quant Method : I:\ACQUDATA\MSVOA10\METHODS\W101915.M
Quant Title : MS#10 - 8260B WATERS 10mL Purge
QLast Update : Tue Oct 20 12:01:30 2015
Response via : Initial Calibration

FN 10/29/15

Compound	R.T.	QIon	Response	Conc	Units		Dev(Min)
Internal Standards							
1) Pentafluorobenzene	5.665	168	642601	50.00	ug/L		0.00
41) 1,4-Difluorobenzene	6.714	114	938901	50.00	ug/L		0.00
70) d5-Chlorobenzene	9.957	117	851468	50.00	ug/L		0.00
90) 1,4-Dichlorobenzene-d4	11.987	152	439622	50.00	ug/L		0.00
System Monitoring Compounds							
43) surr4,Dibrflmethane	5.519	113	295975	51.39	ug/L		0.00
Spiked Amount 50.000	Range 89 - 119		Recovery = 102.78%				
46) surr1,1,2-dichloroetha...	6.031	65	411828	53.16	ug/L		0.00
Spiked Amount 50.000	Range 73 - 125		Recovery = 106.32%				
64) SURR3,Toluene-d8	8.488	98	1114887	52.12	ug/L		0.00
Spiked Amount 50.000	Range 87 - 121		Recovery = 104.24%				
69) SURR2,BFB	11.018	95	428037	50.11	ug/L		0.00
Spiked Amount 50.000	Range 85 - 122		Recovery = 100.22%				
Target Compounds							Qvalue
4) Vinyl Chloride	1.379	62	789147	73.54	ug/L		95
5) Bromomethane	1.623	94	607	Below Cal		#	48
7) Freon 21	1.867	67	72589	5.86	ug/L		94
8) Trichlorofluoromethane	1.910	101	247754	26.89	ug/L		96
10) Freon 123a	2.172	67	30463	3.97	ug/L		97
13) 1,1-Diclethene	2.361	96	14394	2.82	ug/L	#	77
14) Freon 113	2.373	101	269057	47.15	ug/L		95
15) Acetone	2.416	43	3467	0.60	ug/L		71
22) Methylene Chloride	2.849	84	559756	83.80	ug/L		94
25) Methyl-t-Butyl Ether	3.172	73	5872	0.28	ug/L		98
26) trans-1,2-Dichloroethene	3.172	96	6410	1.11	ug/L		92
27) 1,1-Diclethane	3.708	63	102706	8.57	ug/L		94
33) cis-1,2-Dichloroethene	4.617	96	1953319	300.34	ug/L		92
39) Chloroform	5.245	83	3328m	0.31	ug/L		
40) 1,1,1-Trichloroethane	5.513	97	227504	27.94	ug/L		98
42) Cyclohexane	5.598	41	5558m	0.56	ug/L		
51) n-Heptane	6.580	43	3670	0.27	ug/L		71
53) Trichloroethene	7.031	130	905801	140.75	ug/L		99
54) Methylcyclohexane	7.250	55	4378m	0.39	ug/L		

(#) = qualifier out of range (m) = manual integration (+) = signals summed

Report - Rpt 11/2.5

Data Path : I:\ACQUDATA\msvoa10\data\102315\
Data File : F3403.D
Acq On : 23 Oct 2015 8:12 pm
Operator : F. Naegler
Sample : R1509047-018|1.0 Inst : MSVOA10
Misc : CBI 13429 T4
ALS Vial : 22 Sample Multiplier: 1

Quant Time: Oct 23 20:26:52 2015
Quant Method : I:\ACQUDATA\MSVOA10\METHODS\W101915.M
Quant Title : MS#10 - 8260B WATERS 10mL Purge
QLast Update : Tue Oct 20 12:01:30 2015
Response via : Initial Calibration

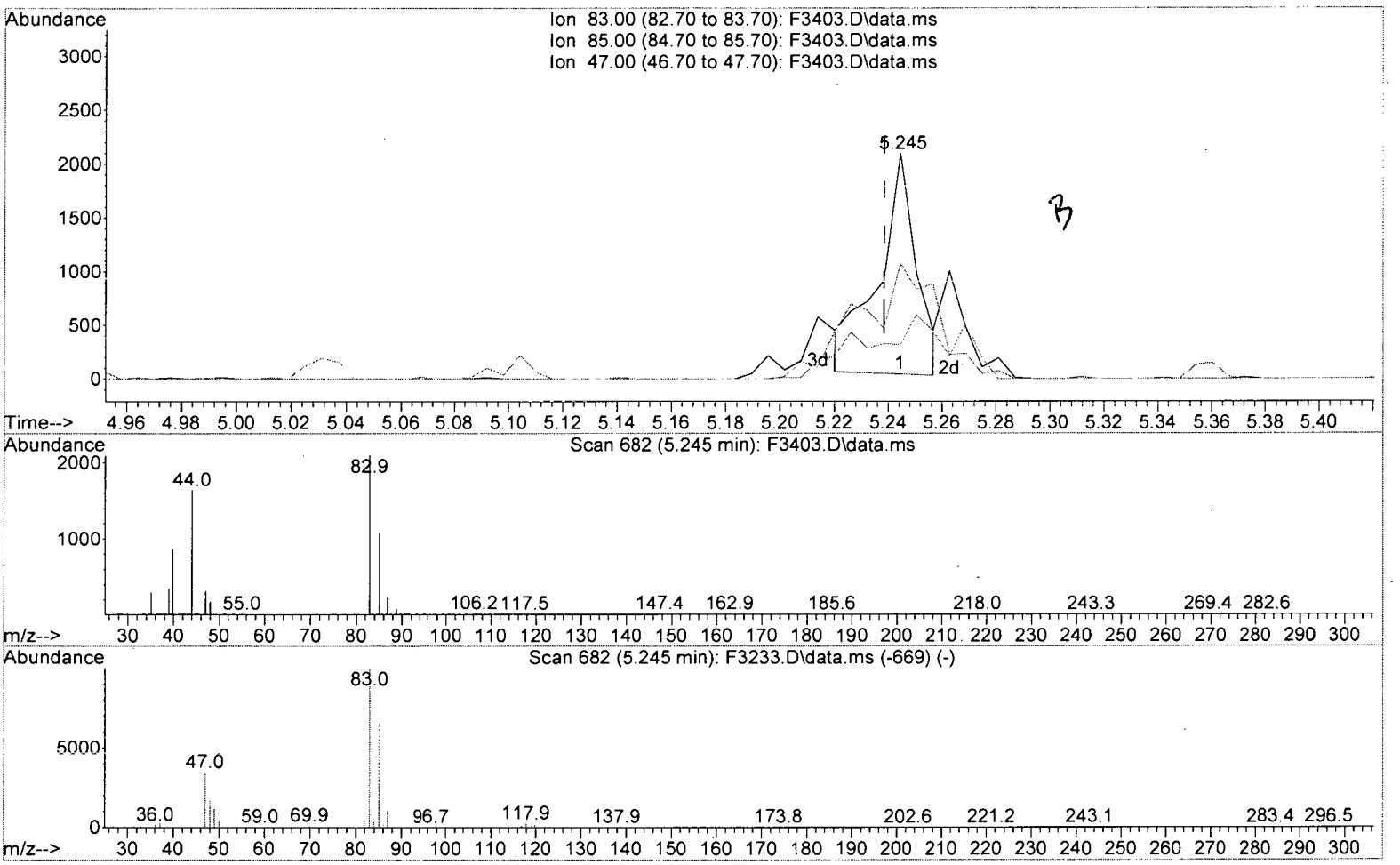

TIC: F3403.D\data.ms

(39) Chloroform (P)

5.245min (+0.006) 0.19 ug/L

response 2004

Ion	Exp%	Act%
83.00	100	100
85.00	64.70	51.65
47.00	34.40	15.19
0.00	0.00	0.00

Quantitation Report (Qedit)

Data Path : I:\ACQUDATA\msvoa10\data\102315\
Data File : F3403.D
Acq On : 23 Oct 2015 8:12 pm
Operator : F. Naegler
Sample : R1509047-018|1.0 Inst : MSVOA10
Misc : CBI 13429 T4
ALS Vial : 22 Sample Multiplier: 1

Quant Time: Oct 23 20:26:52 2015
Quant Method : I:\ACQUDATA\MSVOA10\METHODS\W101915.M
Quant Title : MS#10 - 8260B WATERS 10mL Purge
QLast Update : Tue Oct 20 12:01:30 2015
Response via : Initial Calibration

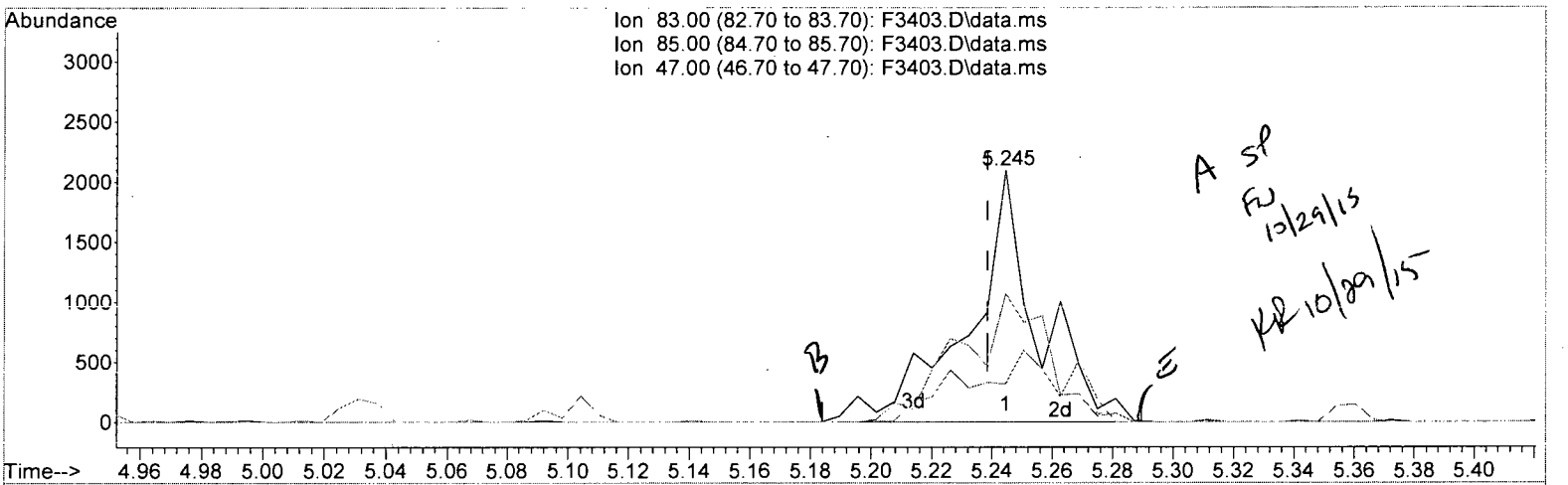

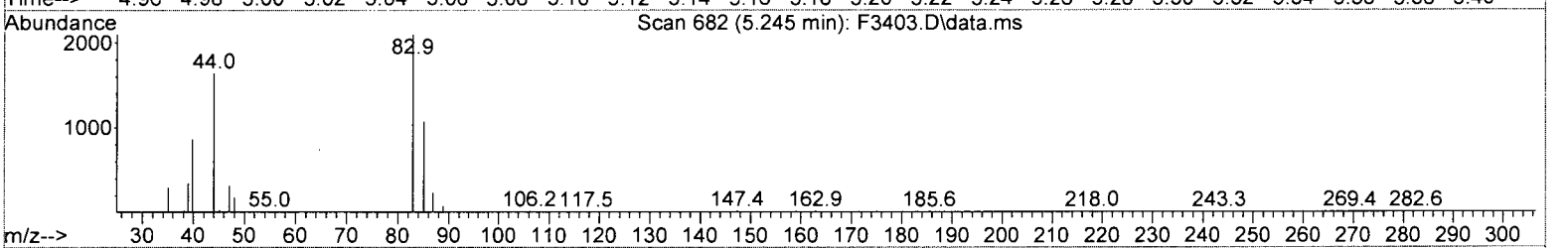



TIC: F3403.D\data.ms

(39) Chloroform (P)

5.245min (+0.006) 0.31 ug/L m

response 3328

Ion	Exp%	Act%
83.00	100	100
85.00	64.70	51.08
47.00	34.40	15.19
0.00	0.00	0.00

Data Path : I:\ACQUDATA\msvoa10\data\102315\
Data File : F3403.D
Acq On : 23 Oct 2015 8:12 pm
Operator : F. Naegler
Sample : R1509047-018|1.0 Inst : MSVOA10
Misc : CBI 13429 T4
ALS Vial : 22 Sample Multiplier: 1

Quant Time: Oct 23 20:26:52 2015
Quant Method : I:\ACQUDATA\MSVOA10\METHODS\W101915.M
Quant Title : MS#10 - 8260B WATERS 10mL Purge
QLast Update : Tue Oct 20 12:01:30 2015
Response via : Initial Calibration

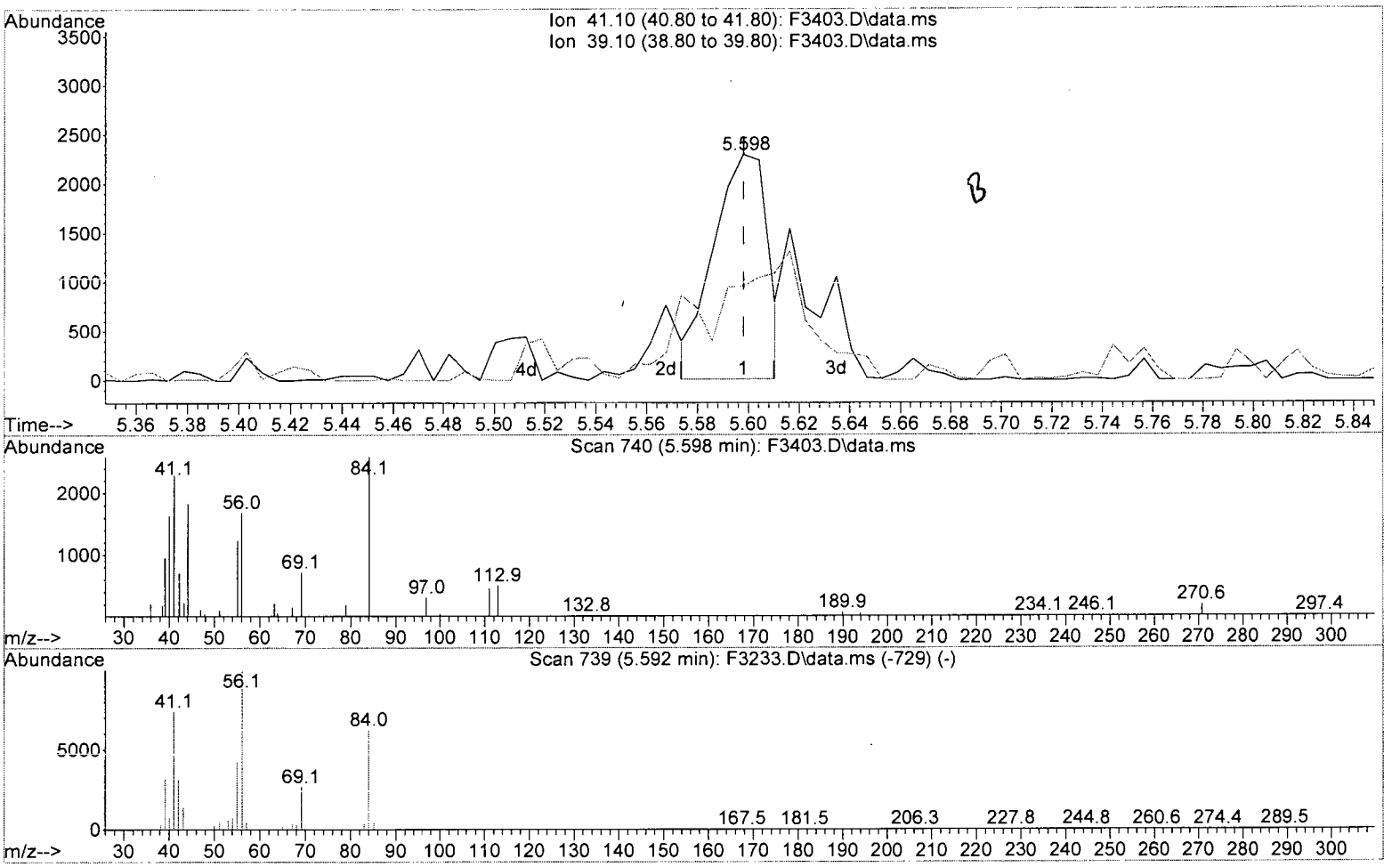

TIC: F3403.D\data.ms

(42) Cyclohexane (P)

5.598min (-0.000) 0.34 ug/L

response 3366

Ion	Exp%	Act%
41.10	100	100
39.10	42.10	41.64
0.00	0.00	0.00
0.00	0.00	0.00

Quantitation Report (Qedit)

Data Path : I:\ACQUDATA\msvoa10\data\102315\
Data File : F3403.D
Acq On : 23 Oct 2015 8:12 pm
Operator : F. Naegler
Sample : R1509047-018|1.0 Inst : MSVOA10
Misc : CBI 13429 T4
ALS Vial : 22 Sample Multiplier: 1

Quant Time: Oct 23 20:26:52 2015
Quant Method : I:\ACQUDATA\MSVOA10\METHODS\W101915.M
Quant Title : MS#10 - 8260B WATERS 10mL Purge
QLast Update : Tue Oct 20 12:01:30 2015
Response via : Initial Calibration

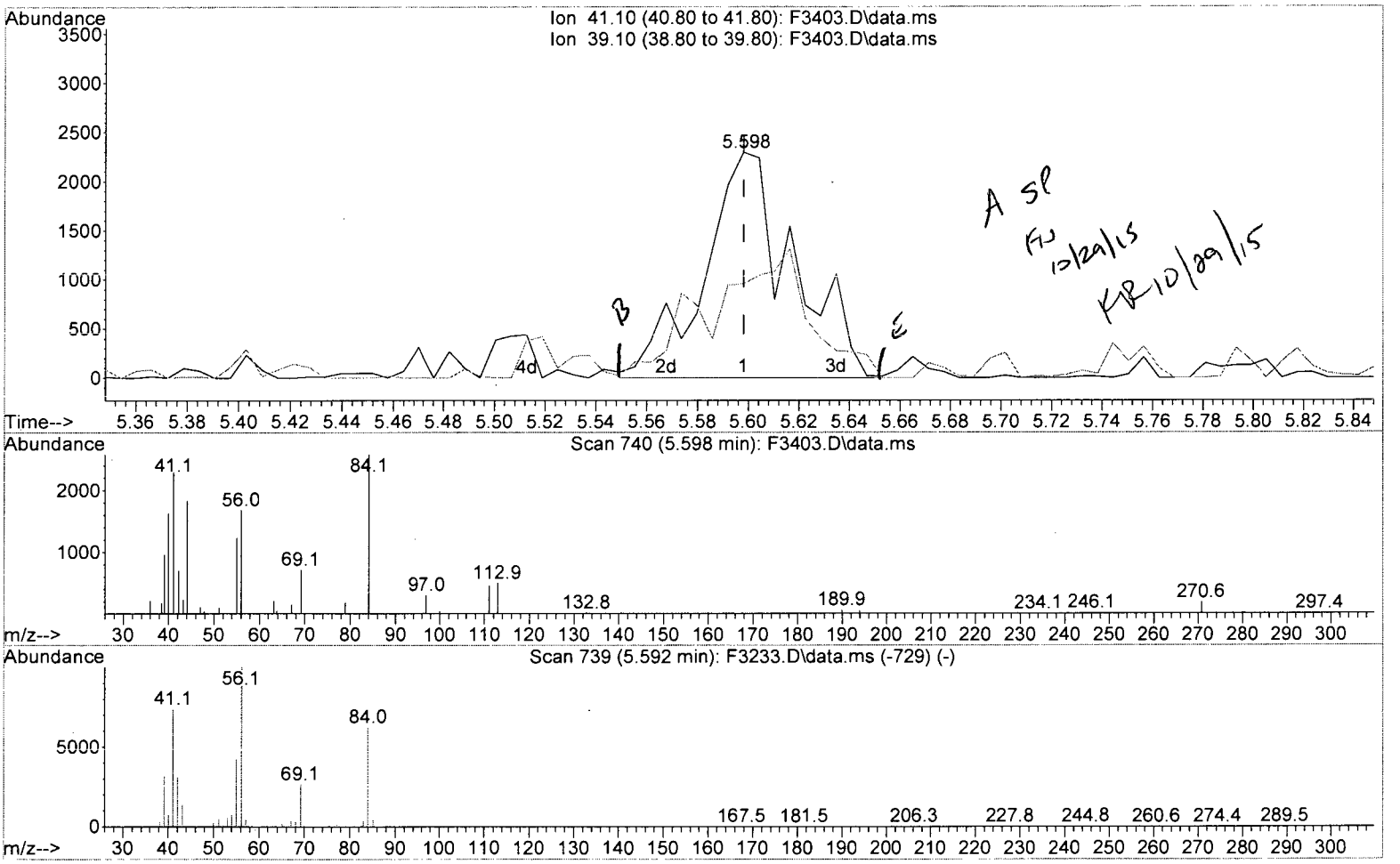

TIC: F3403.D\data.ms

(42) Cyclohexane (P)

5.598min (-0.000) 0.56 ug/L m

response 5558

Ion	Exp%	Act%
41.10	100	100
39.10	42.10	41.64
0.00	0.00	0.00
0.00	0.00	0.00

Quantitation Report (Qedit)

Data Path : I:\ACQUDATA\msvoa10\data\102315\
Data File : F3403.D
Acq On : 23 Oct 2015 8:12 pm
Operator : F. Naegler
Sample : R1509047-018|1.0 Inst : MSVOA10
Misc : CBI 13429 T4
ALS Vial : 22 Sample Multiplier: 1

Quant Time: Oct 23 20:26:52 2015
Quant Method : I:\ACQUDATA\MSVOA10\METHODS\W101915.M
Quant Title : MS#10 - 8260B WATERS 10mL Purge
QLast Update : Tue Oct 20 12:01:30 2015
Response via : Initial Calibration

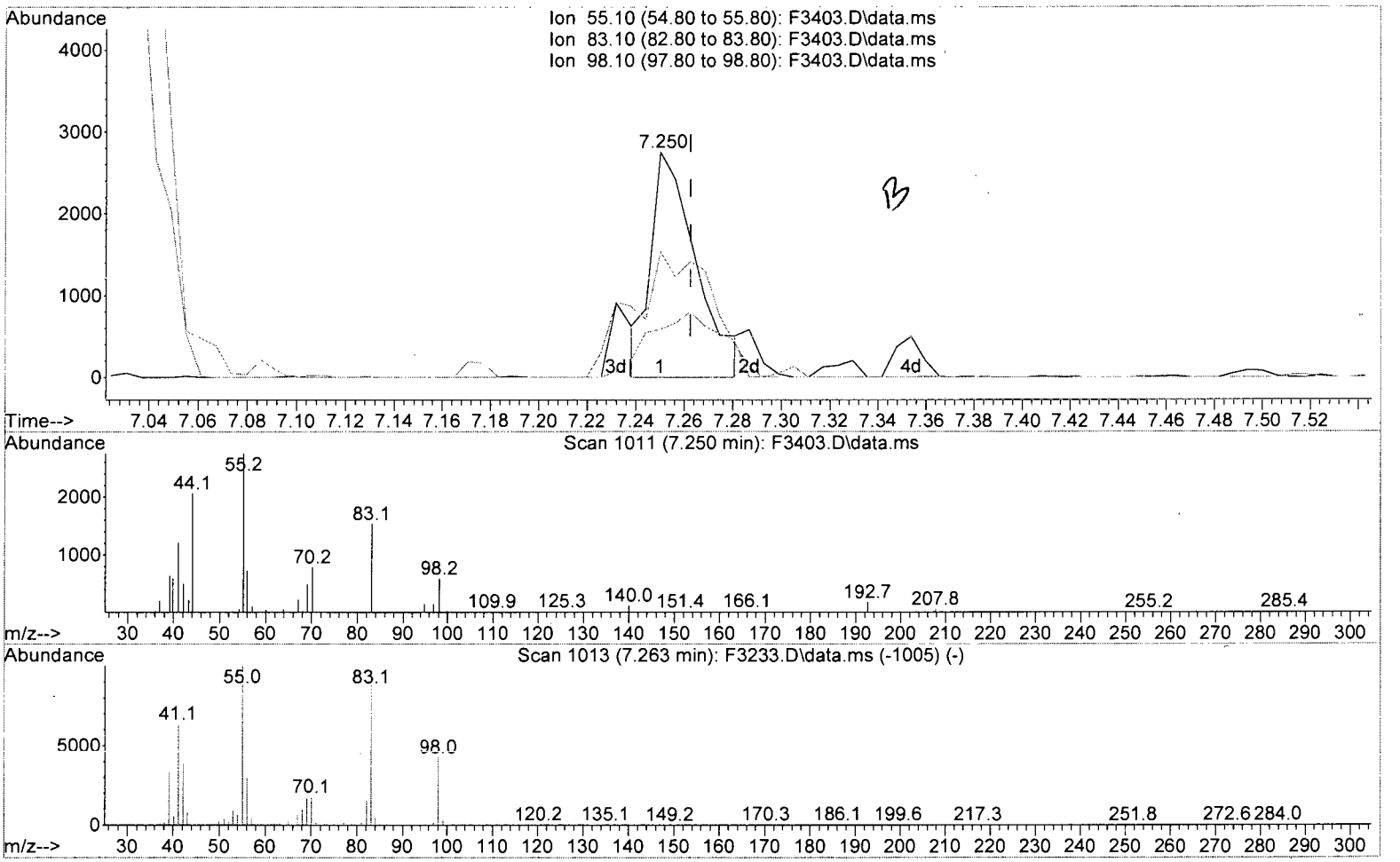

TIC: F3403.D\data.ms

(54) Methylcyclohexane (P)

7.250min (-0.012) 0.32 ug/L

response 3532

Ion	Exp%	Act%
55.10	100	100
83.10	89.20	55.68#
98.10	42.10	21.38#
0.00	0.00	0.00

Quantitation Report (Qedit)

Data Path : I:\ACQUDATA\msvoa10\data\102315\
Data File : F3403.D
Acq On : 23 Oct 2015 8:12 pm
Operator : F. Naegler
Sample : R1509047-018|1.0 Inst : MSVOA10
Misc : CBI 13429 T4
ALS Vial : 22 Sample Multiplier: 1

Quant Time: Oct 23 20:26:52 2015
Quant Method : I:\ACQUDATA\MSVOA10\METHODS\W101915.M
Quant Title : MS#10 - 8260B WATERS 10mL Purge
QLast Update : Tue Oct 20 12:01:30 2015
Response via : Initial Calibration

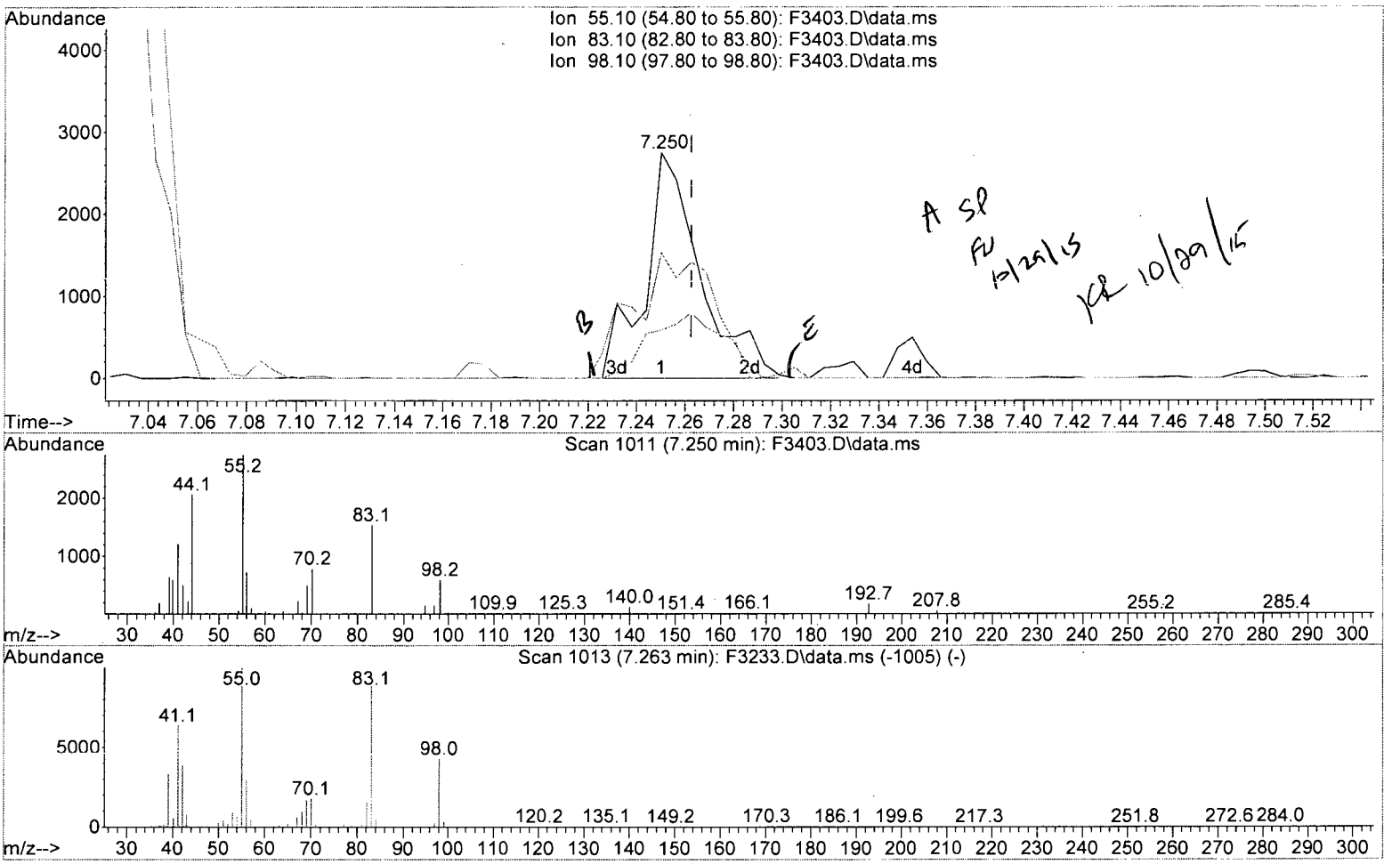

TIC: F3403.D\data.ms

(54) Methylcyclohexane (P)

7.250min (-0.012) 0.39 ug/L m

response 4378

Ion	Exp%	Act%
55.10	100	100
83.10	89.20	55.68#
98.10	42.10	21.38#
0.00	0.00	0.00

Quantitation Report (QT Reviewed)

Data Path : I:\ACQUDATA\msvoa10\data\102315\
Data File : F3403.D
Acq On : 23 Oct 2015 8:12 pm
Operator : F. Naegler
Sample : R1509047-018|1.0 Inst : MSVOA10
Misc : CBI 13429 T4
ALS Vial : 22 Sample Multiplier: 1

Quant Time: Oct 29 13:31:26 2015
Quant Method : I:\ACQUDATA\MSVOA10\METHODS\W101915.M
Quant Title : MS#10 - 8260B WATERS 10mL Purge
QLast Update : Tue Oct 20 12:01:30 2015
Response via : Initial Calibration

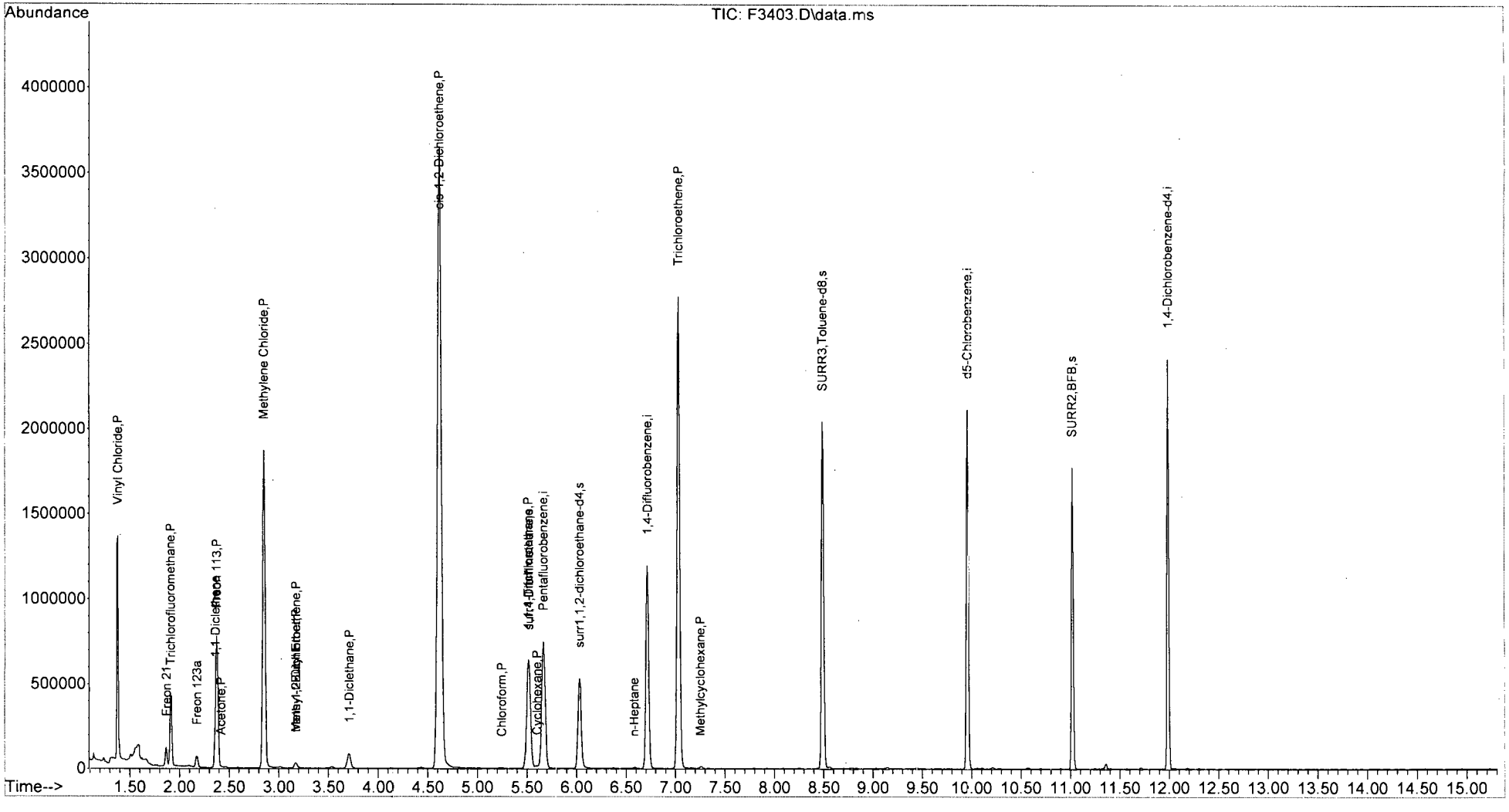

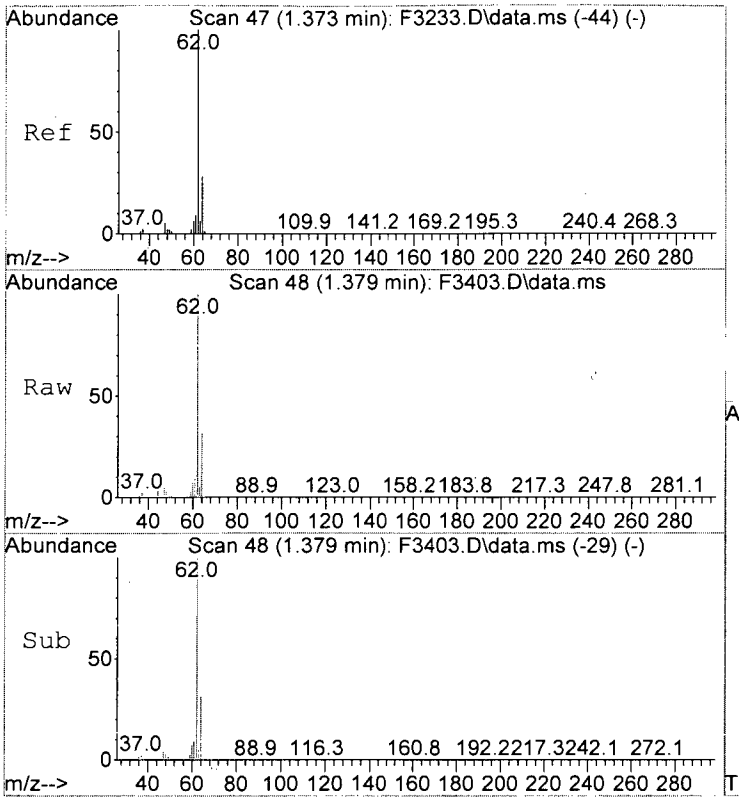

#4
Vinyl Chloride
Concen: 73.54 ug/L
RT: 1.379 min Scan# 48
Delta R.T. -0.000 min
Lab File: F3403.D
Acq: 23 Oct 2015 8:12 pm

Tgt Ion: 62 Resp: 789147

Ion	Ratio	Lower	Upper
62	100		
64	30.9	8.4	48.4

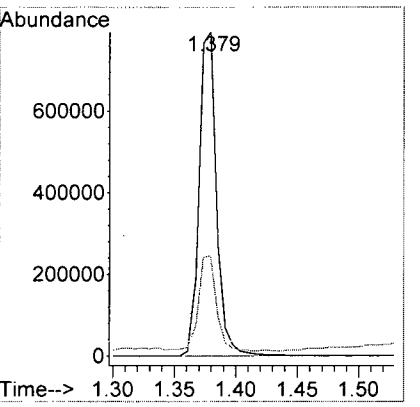

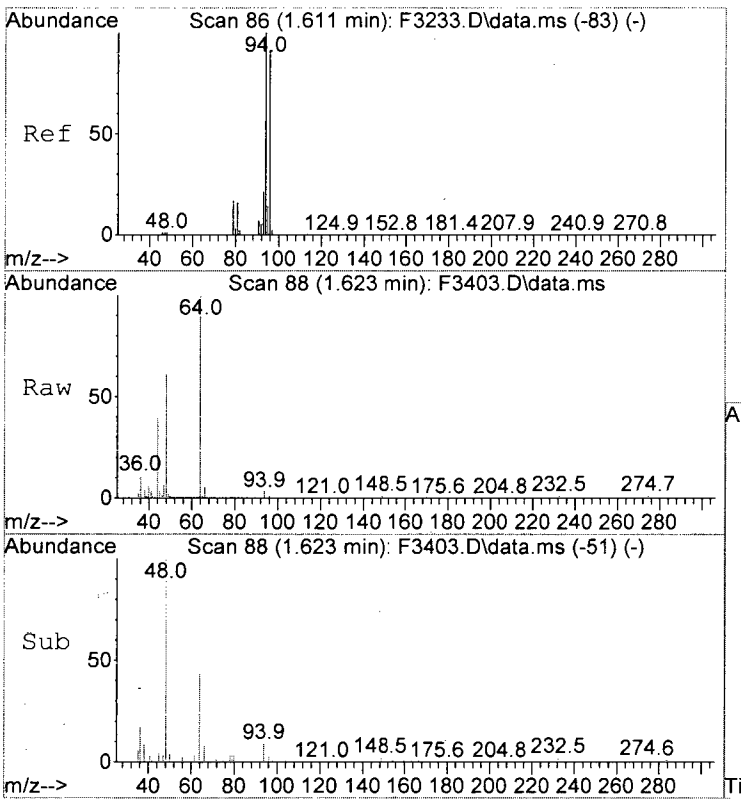

#5
Bromomethane
Concen: Below Cal
RT: 1.623 min Scan# 88
Delta R.T. 0.000 min
Lab File: F3403.D
Acq: 23 Oct 2015 8:12 pm

Tgt Ion: 94 Resp: 607

Ion	Ratio	Lower	Upper
94	100		
96	42.1	71.0	111.0#

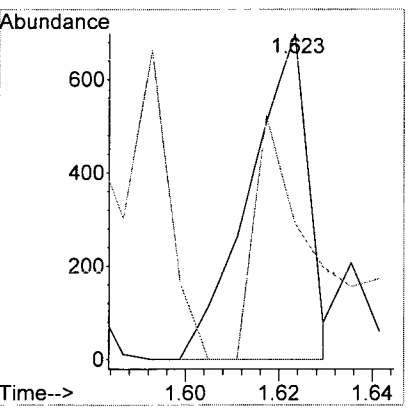



#7
Freon 21
Concen: 5.86 ug/L
RT: 1.867 min Scan# 128
Delta R.T. -0.000 min
Lab File: F3403.D
Acq: 23 Oct 2015 8:12 pm

Tgt Ion: 67 Resp: 72589

Ion	Ratio	Lower	Upper
67	100		
69	26.4	9.8	49.8

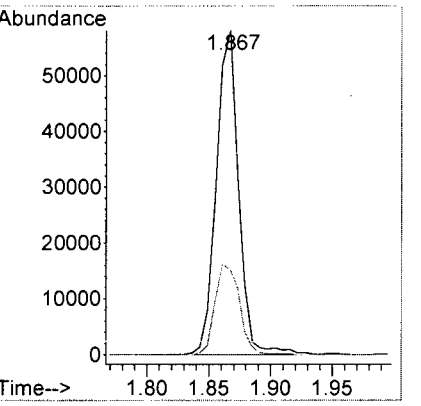

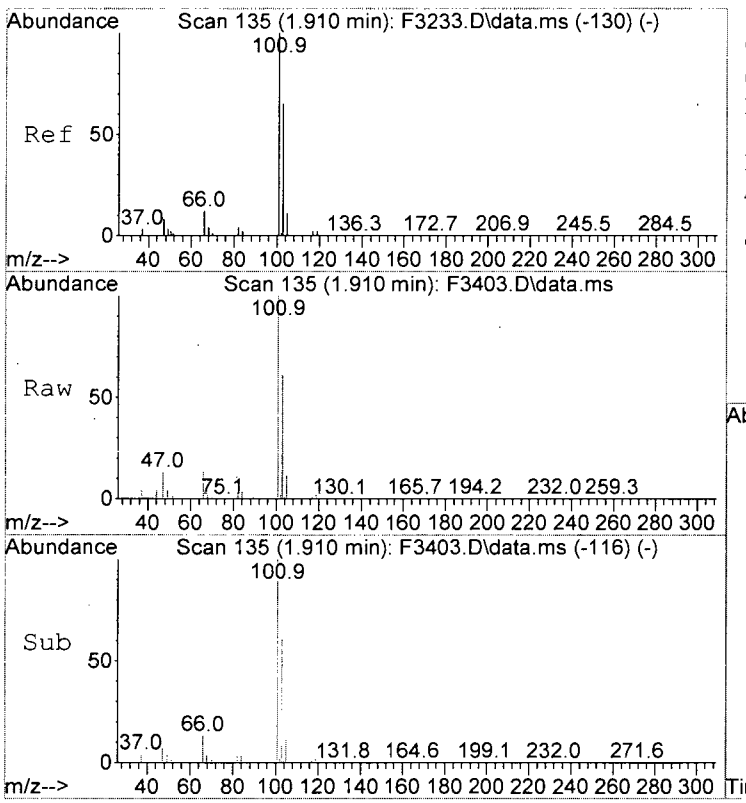

#8
Trichlorofluoromethane
Concen: 26.89 ug/L
RT: 1.910 min Scan# 135
Delta R.T. -0.006 min
Lab File: F3403.D
Acq: 23 Oct 2015 8:12 pm

Tgt Ion:101 Resp: 247754

Ion	Ratio	Lower	Upper
101	100		
103	61.0	44.4	84.4
66	13.2	0.0	32.9

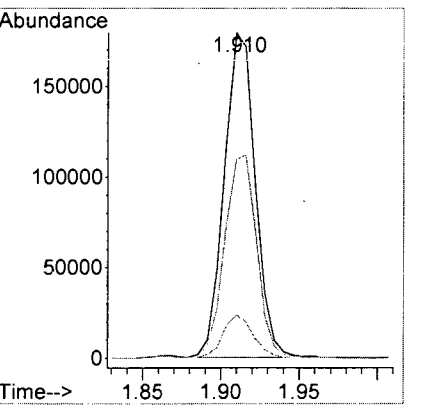

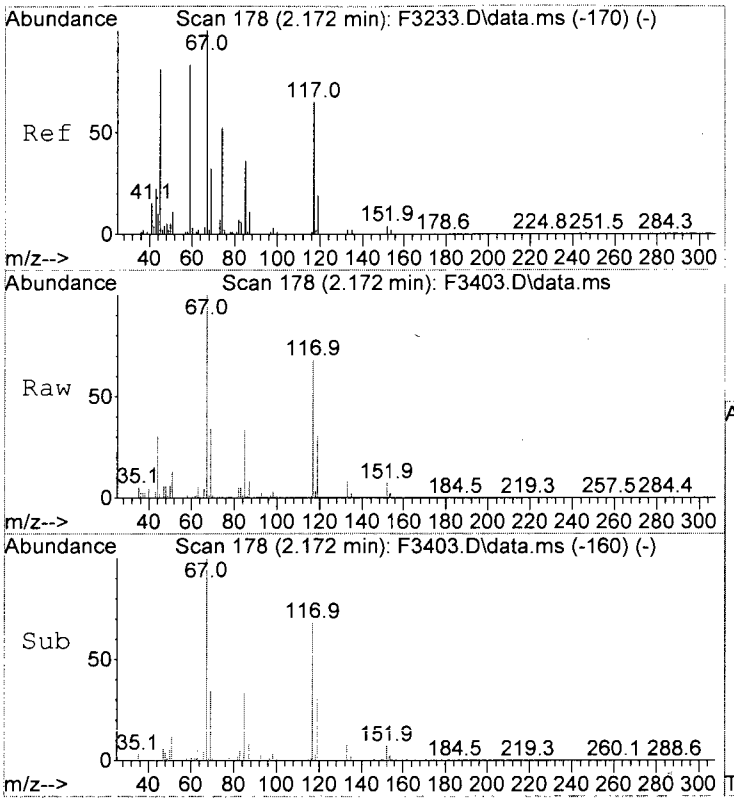

#10
Freon 123a
Concen: 3.97 ug/L
RT: 2.172 min Scan# 178
Delta R.T. -0.006 min
Lab File: F3403.D
Acq: 23 Oct 2015 8:12 pm

Tgt Ion: 67 Resp: 30463

Ion	Ratio	Lower	Upper
67	100		
117	68.4	46.0	86.0

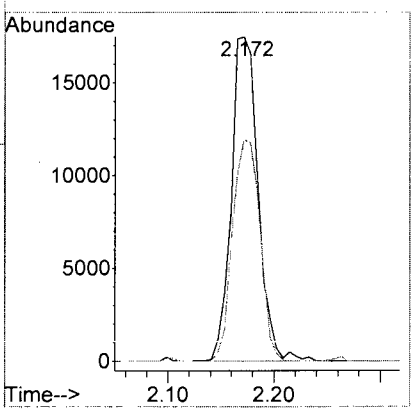

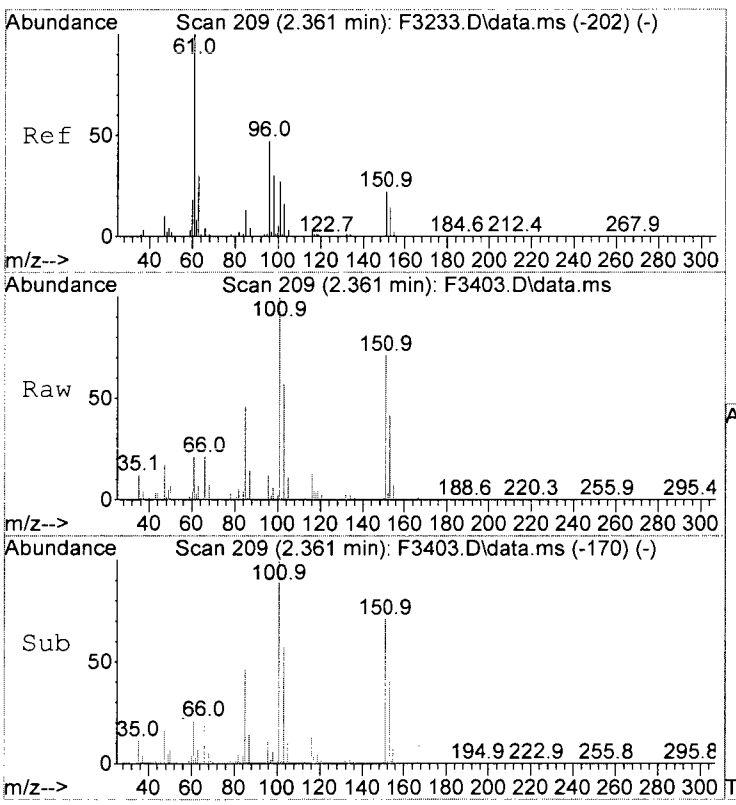

#13
1,1-Diclethene
Concen: 2.82 ug/L
RT: 2.361 min Scan# 209
Delta R.T. -0.012 min
Lab File: F3403.D
Acq: 23 Oct 2015 8:12 pm

Tgt Ion: 96 Resp: 14394

Ion	Ratio	Lower	Upper
96	100		
98	49.4	44.2	84.2
61	173.5	192.7	232.7#

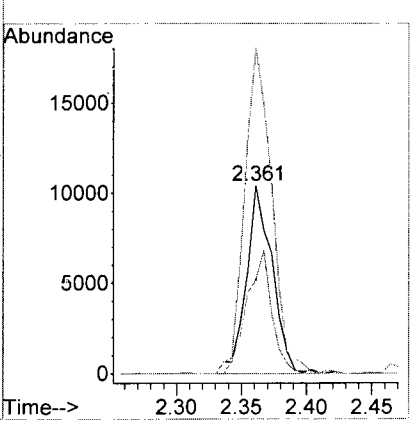

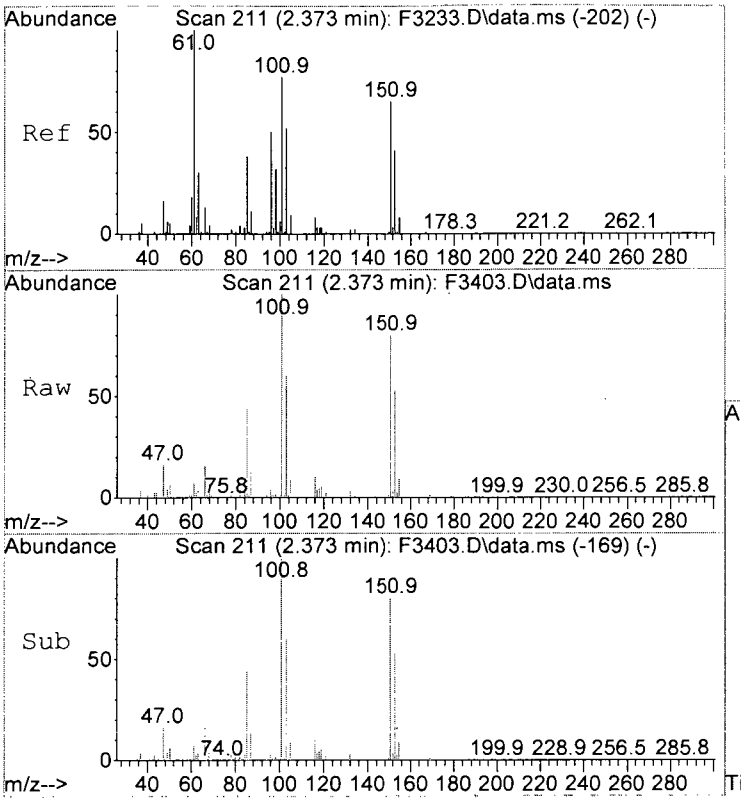

#14
Freon 113
Concen: 47.15 ug/L
RT: 2.373 min Scan# 211
Delta R.T. -0.000 min
Lab File: F3403.D
Acq: 23 Oct 2015 8:12 pm

Tgt Ion:101 Resp: 269057

Ion	Ratio	Lower	Upper
101	100		
151	80.1	64.5	104.5

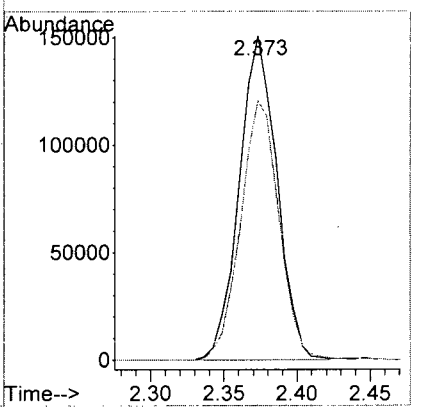

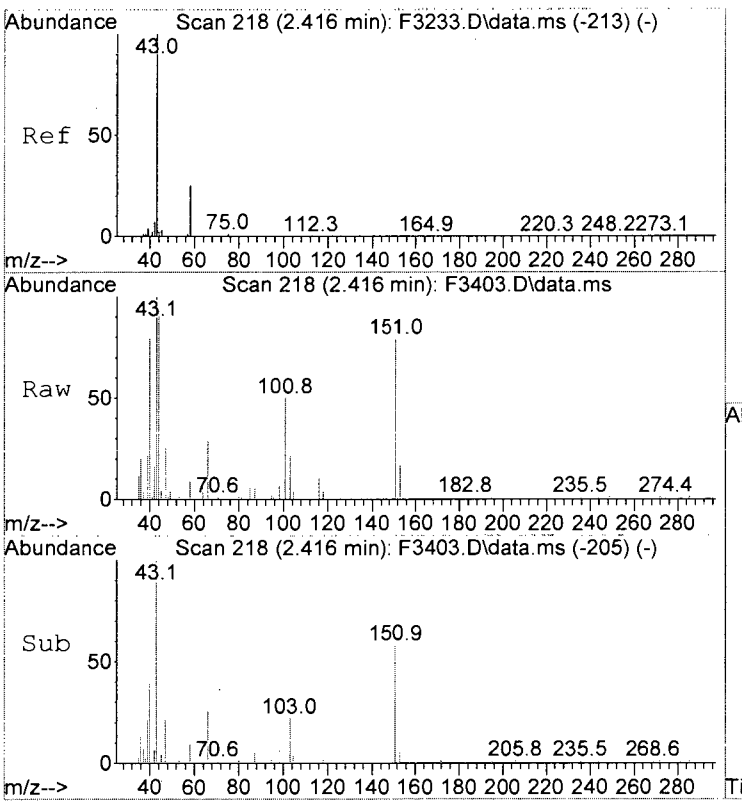

#15
Acetone
Concen: 0.60 ug/L
RT: 2.416 min Scan# 218
Delta R.T. 0.006 min
Lab File: F3403.D
Acq: 23 Oct 2015 8:12 pm

Tgt Ion: 43 Resp: 3467

Ion	Ratio	Lower	Upper
43	100		
58	9.4	4.3	44.3
42	16.3	0.0	27.3

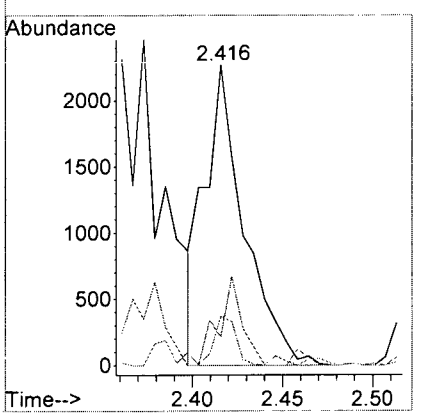

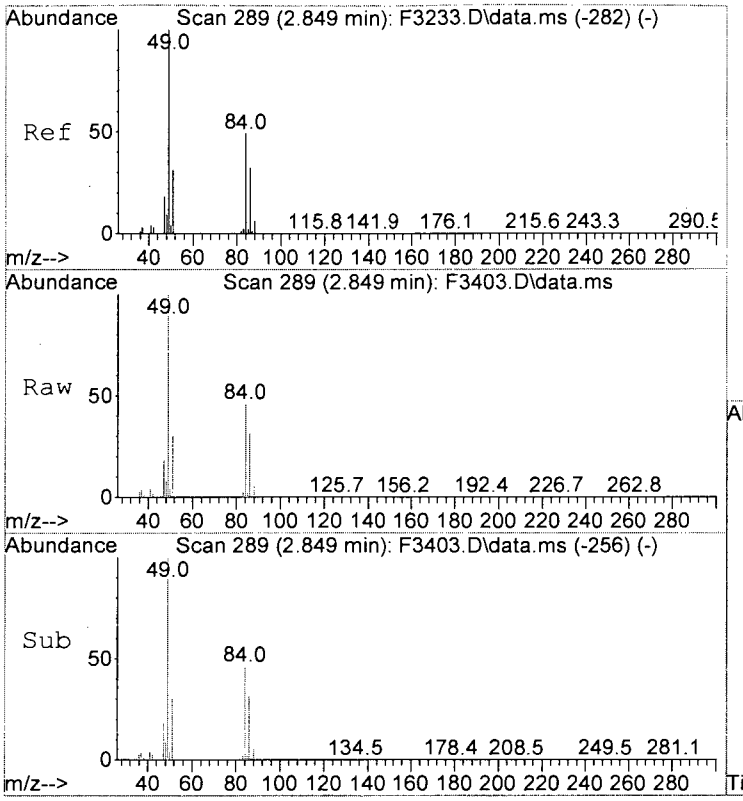

#22
Methylene Chloride
Concen: 83.80 ug/L
RT: 2.849 min Scan# 289
Delta R.T. -0.000 min
Lab File: F3403.D
Acq: 23 Oct 2015 8:12 pm

Tgt Ion: 84 Resp: 559756

Ion	Ratio	Lower	Upper
84	100		
86	67.7	46.0	86.0
49	219.6	186.0	226.0
51	64.8	43.6	83.6

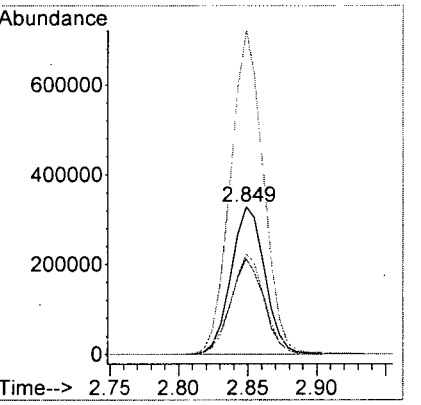

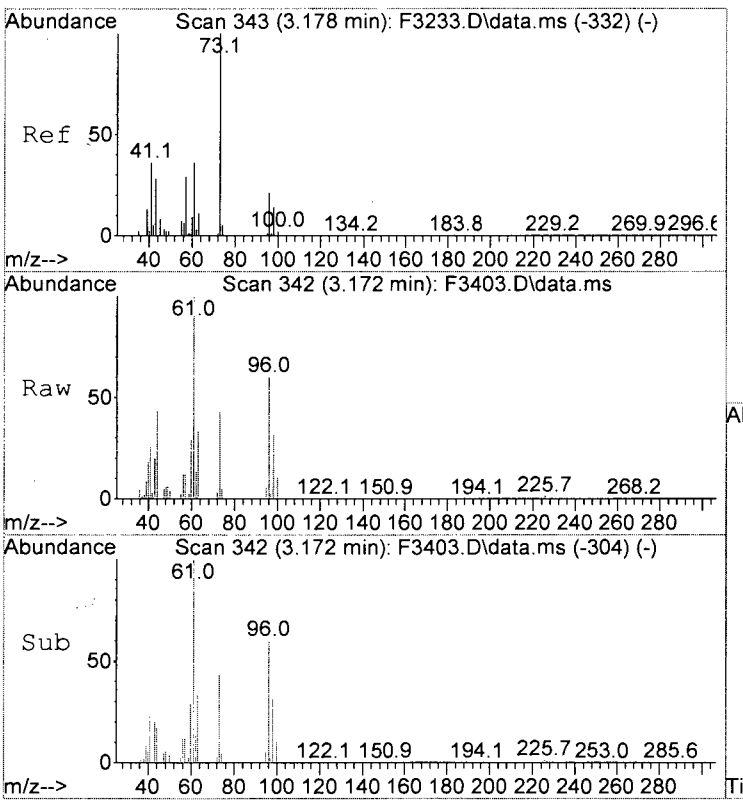

#25
Methyl-t-Butyl Ether
Concen: 0.28 ug/L
RT: 3.172 min Scan# 342
Delta R.T. -0.006 min
Lab File: F3403.D
Acq: 23 Oct 2015 8:12 pm

Tgt Ion: 73 Resp: 5872

Ion	Ratio	Lower	Upper
73	100		
57	28.8	9.2	49.2
55	5.4	0.0	27.2

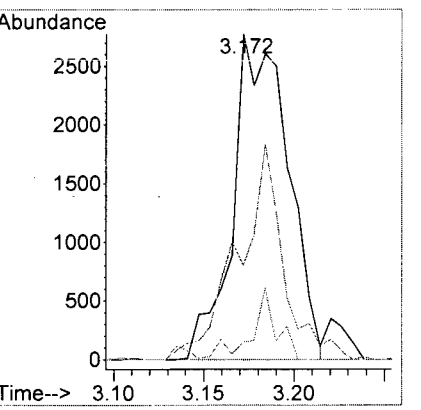

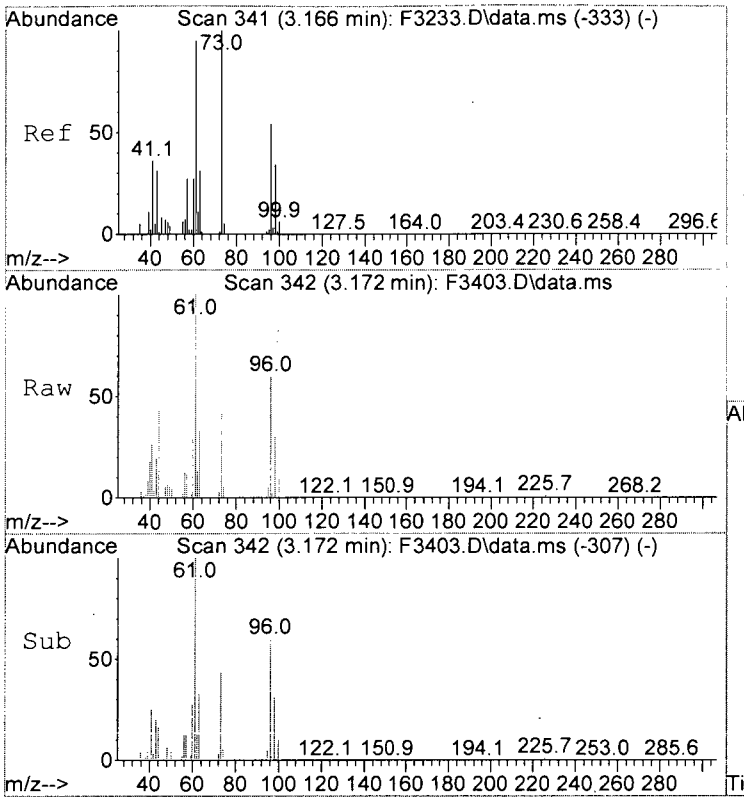

#26
trans-1,2-Dichloroethene
Concen: 1.11 ug/L
RT: 3.172 min Scan# 342
Delta R.T. 0.006 min
Lab File: F3403.D
Acq: 23 Oct 2015 8:12 pm

Tgt Ion: 96 Resp: 6410

Ion	Ratio	Lower	Upper
96	100		
98	51.3	42.3	82.3
61	166.7	155.3	195.3

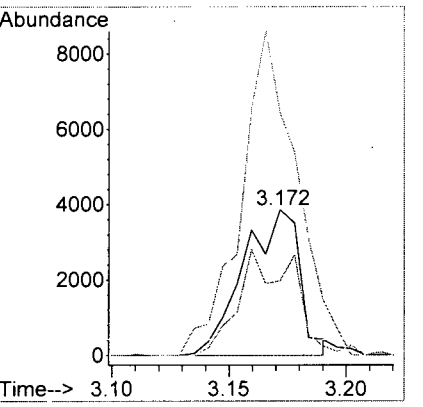

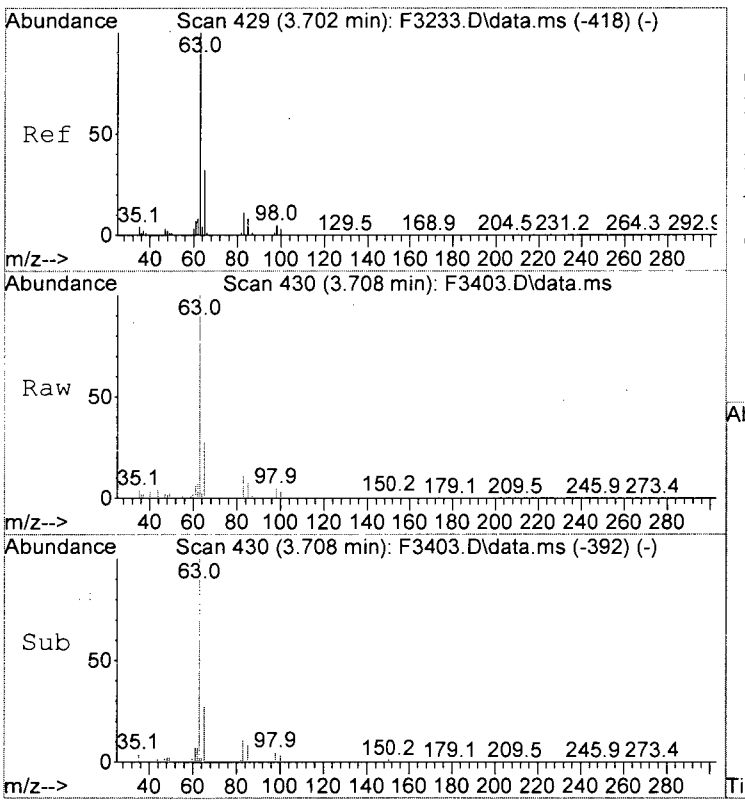

#27
1,1-Diclethane
Concen: 8.57 ug/L
RT: 3.708 min Scan# 430
Delta R.T. 0.006 min
Lab File: F3403.D
Acq: 23 Oct 2015 8:12 pm

Tgt Ion: 63 Resp: 102706

Ion	Ratio	Lower	Upper
63	100		
65	27.8	11.7	51.7
83	11.0	0.0	30.6

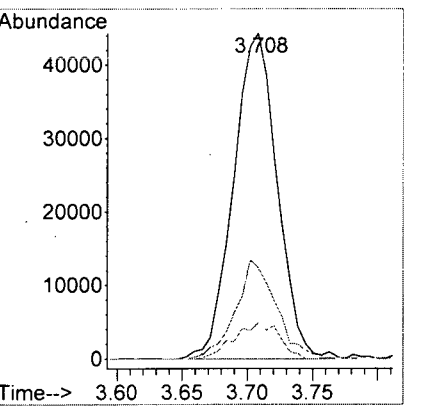

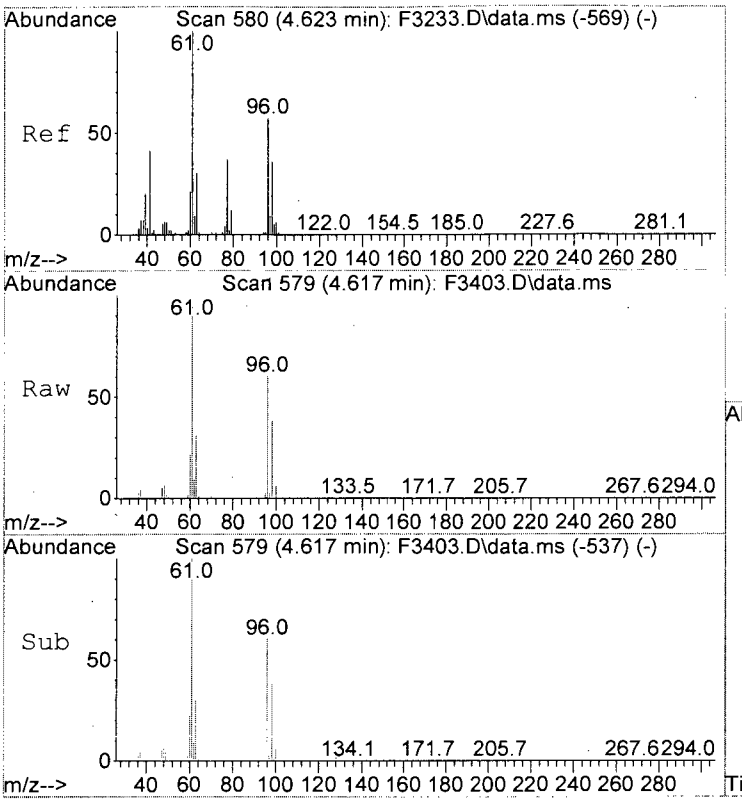

#33
cis-1,2-Dichloroethene
Concen: 300.34 ug/L
RT: 4.617 min Scan# 579
Delta R.T. -0.000 min
Lab File: F3403.D
Acq: 23 Oct 2015 8:12 pm

Tgt Ion: 96 Resp: 1953319

Ion	Ratio	Lower	Upper
96	100		
61	165.6	157.0	197.0

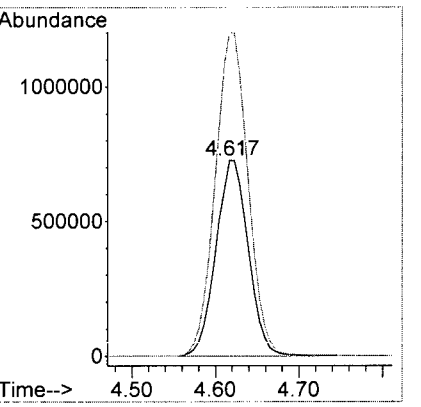

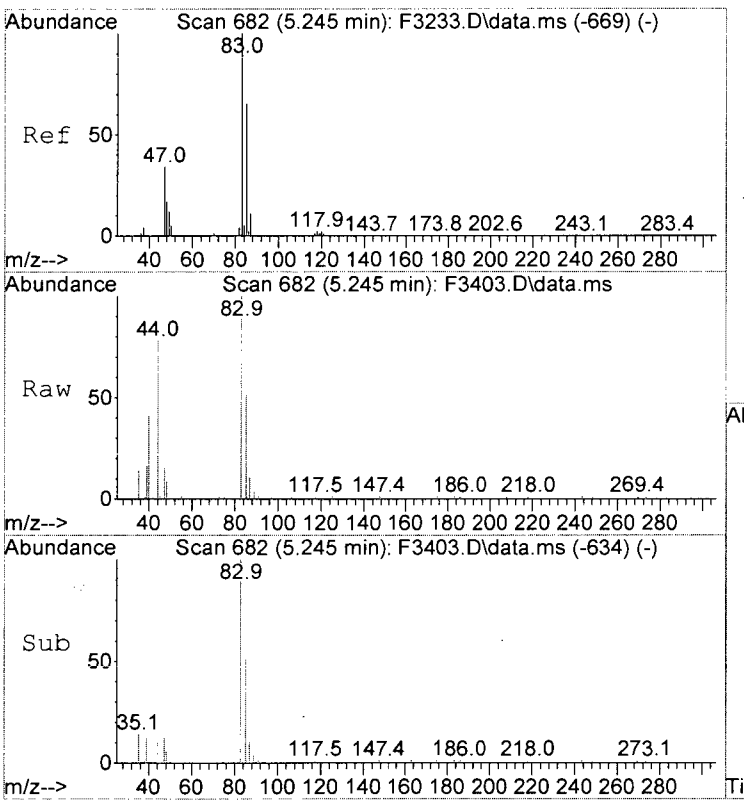

#39
Chloroform
Concen: 0.31 ug/L m
RT: 5.245 min Scan# 682
Delta R.T. 0.006 min
Lab File: F3403.D
Acq: 23 Oct 2015 8:12 pm

Tgt Ion: 83 Resp: 3328

Ion	Ratio	Lower	Upper
83	100		
85	51.1	44.7	84.7
47	15.2	14.4	54.4

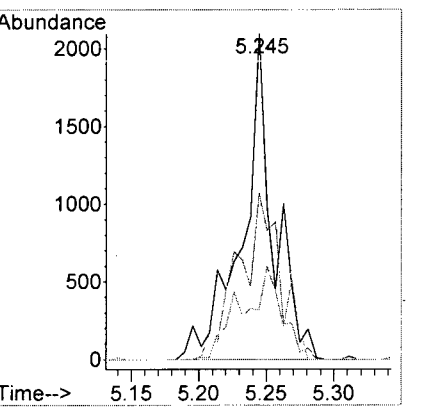

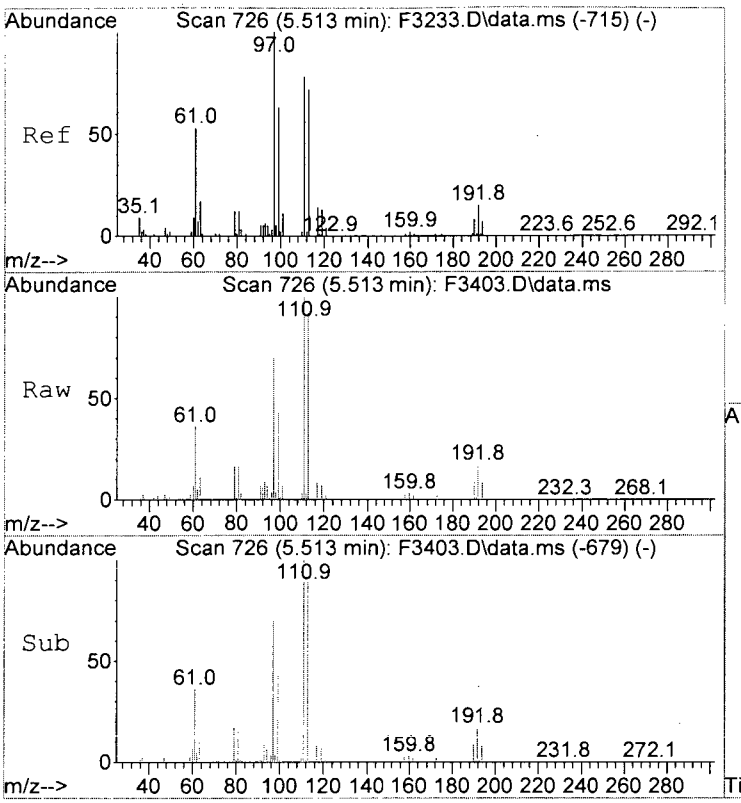

#40
1,1,1-Trichloroethane
Concen: 27.94 ug/L
RT: 5.513 min Scan# 726
Delta R.T. 0.006 min
Lab File: F3403.D
Acq: 23 Oct 2015 8:12 pm

Tgt Ion: 97 Resp: 227504

Ion	Ratio	Lower	Upper
97	100		
99	61.6	42.8	82.8
61	51.7	33.4	73.4

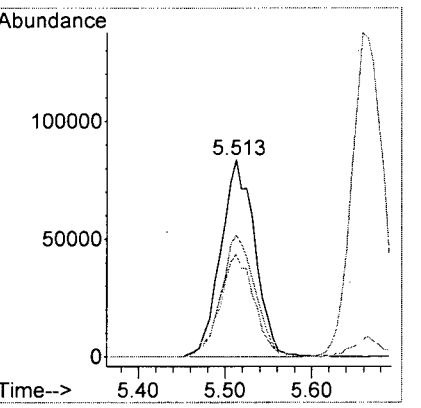

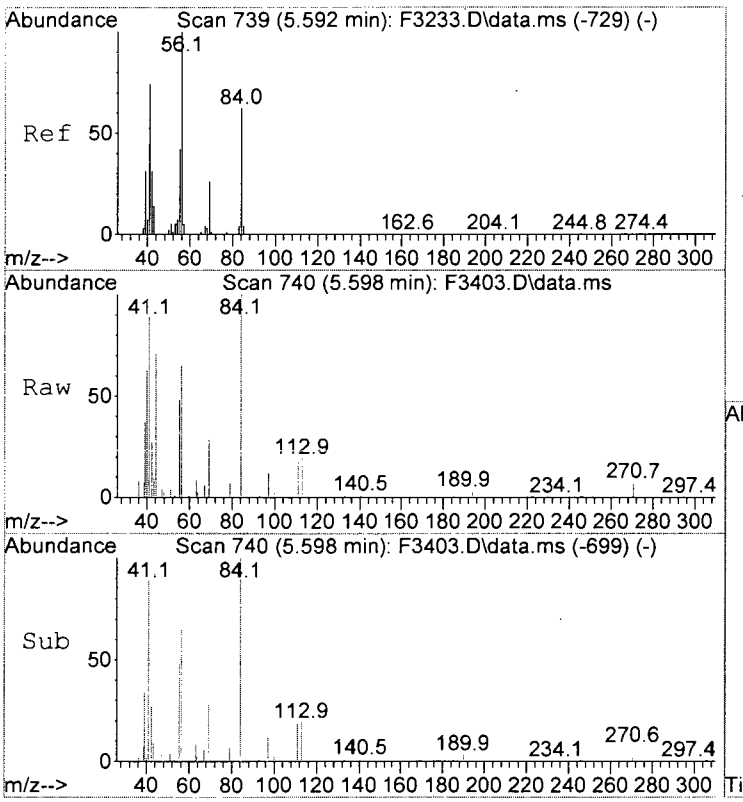

#42
Cyclohexane
Concen: 0.56 ug/L m
RT: 5.598 min Scan# 740
Delta R.T. -0.000 min
Lab File: F3403.D
Acq: 23 Oct 2015 8:12 pm

Tgt Ion: 41 Resp: 5558

Ion	Ratio	Lower	Upper
41	100		
39	41.6	22.1	62.1

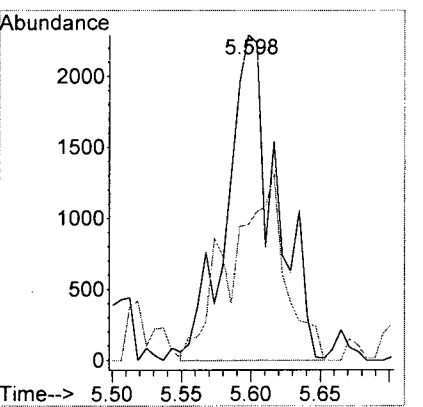

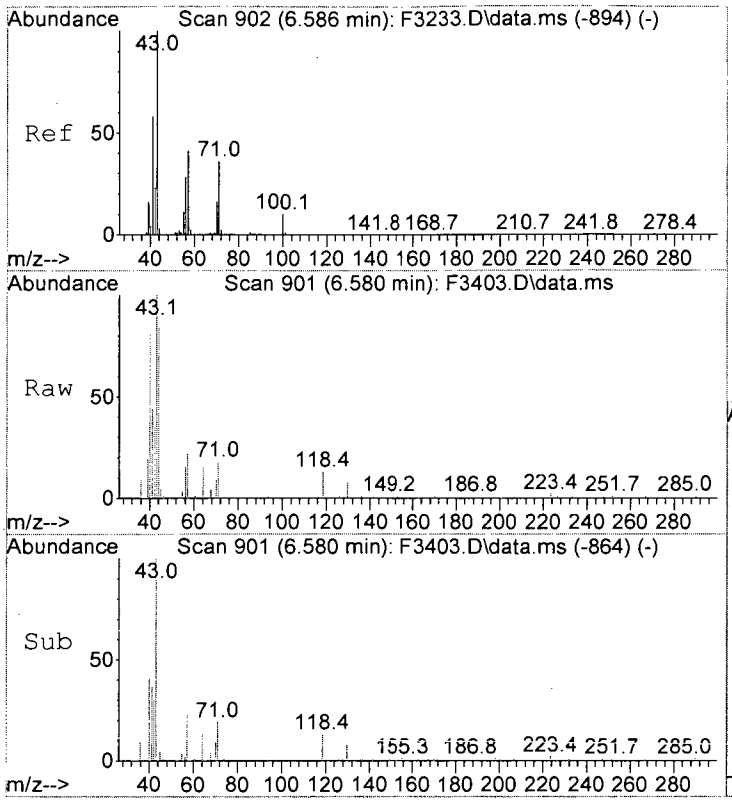

#51
n-Heptane
Concen: 0.27 ug/L
RT: 6.580 min Scan# 901
Delta R.T. -0.012 min
Lab File: F3403.D
Acq: 23 Oct 2015 8:12 pm

Tgt Ion: 43 Resp: 3670

Ion	Ratio	Lower	Upper
43	100		
57	22.4	21.0	61.0
71	18.4	15.4	55.4

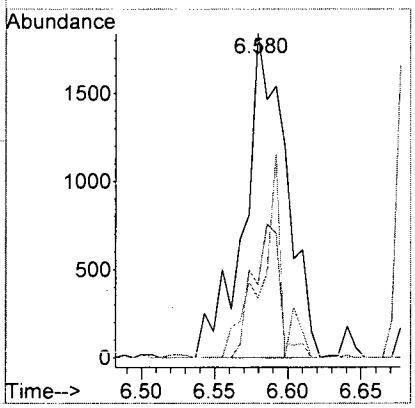

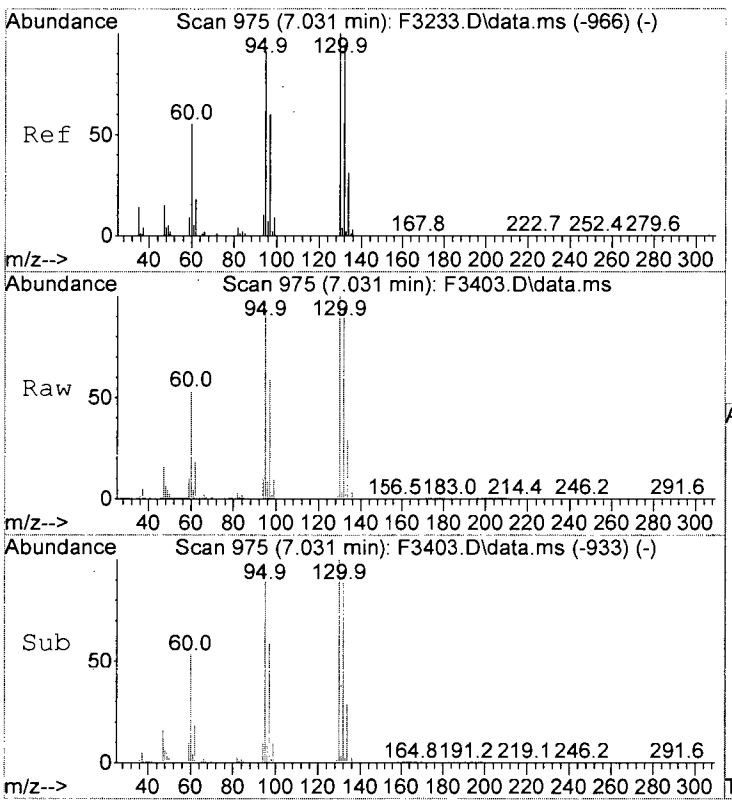

#53
Trichloroethene
Concen: 140.75 ug/L
RT: 7.031 min Scan# 975
Delta R.T. 0.006 min
Lab File: F3403.D
Acq: 23 Oct 2015 8:12 pm

Tgt Ion:130 Resp: 905801

Ion	Ratio	Lower	Upper
130	100		
132	93.7	74.1	114.1
95	92.4	70.9	110.9
97	58.6	39.7	79.7

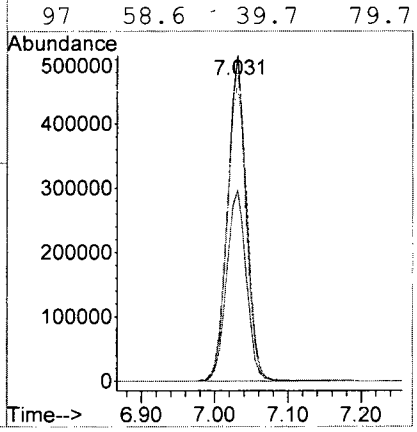

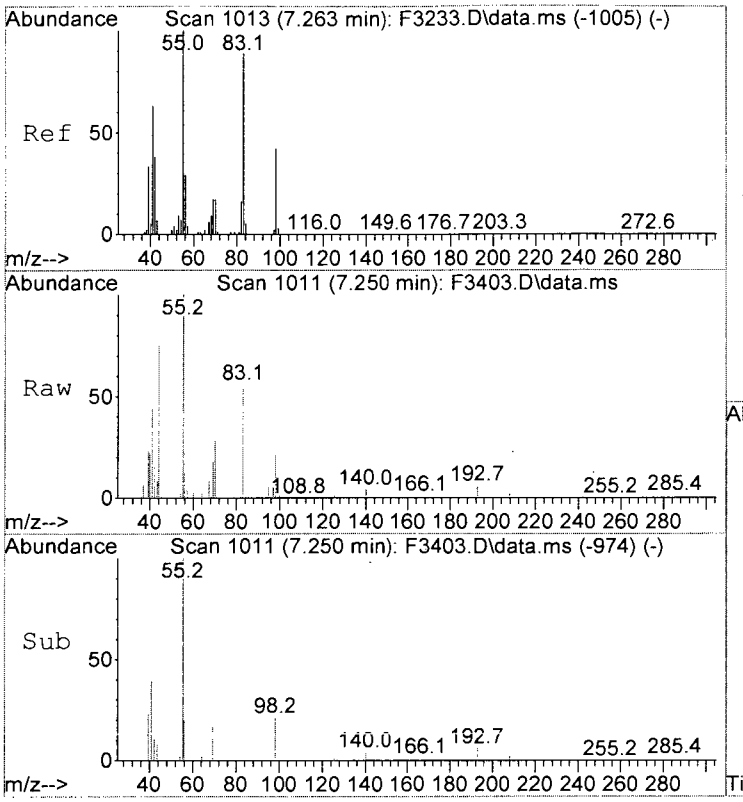

#54
Methylcyclohexane
Concen: 0.39 ug/L m
RT: 7.250 min Scan# 1011
Delta R.T. -0.012 min
Lab File: F3403.D
Acq: 23 Oct 2015 8:12 pm

Tgt Ion: 55 Resp: 4378

Ion	Ratio	Lower	Upper
55	100		
83	55.7	69.2	109.2#
98	21.4	22.1	62.1#

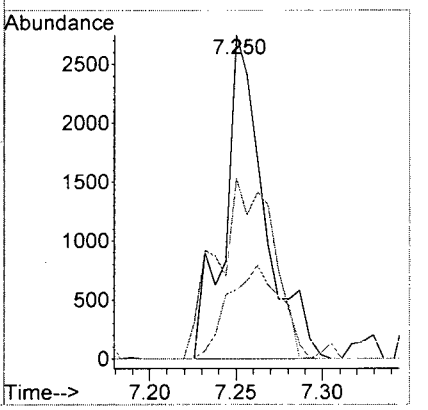

Client:	CB&I	**Service Request:**	R1509047
Project:	Textron Wheatfield/Annual Groundwater	**Date Collected:**	10/22/15 0830
Sample Matrix:	Water	**Date Received:**	10/22/15
		Date Analyzed:	10/26/15 19:57
Sample Name:	BAT-DW-12-151022	**Units:**	µg/L
Lab Code:	R1509047-018	**Basis:**	NA
Run Type:	Dilution		

Volatile Organic Compounds by GC/MS

Analytical Method:	8260C	**Analysis Lot:**	468926
Prep Method:	EPA 5030C		
Data File Name:	I:\ACQUDATA\msvoa10\data\102615\F3463.D\	**Instrument Name:**	R-MS-10
		Dilution Factor:	2.5

CAS No.	Analyte Name	Result	Q	MRL	MDL	Note
74-87-3	Chloromethane	2.5	U	2.5	0.53	
75-01-4	Vinyl Chloride	**76**	D	2.5	0.80	
75-00-3	Chloroethane	2.5	U	2.5	0.60	
74-83-9	Bromomethane	2.5	U	2.5	0.73	
75-35-4	1,1-Dichloroethene	**2.7**	D	2.5	1.5	
67-64-1	Acetone	13	U	13	3.1	
75-15-0	Carbon Disulfide	2.5	U	2.5	0.55	
75-09-2	Methylene Chloride	**51**	D	2.5	1.5	
156-60-5	trans-1,2-Dichloroethene	**1.0**	DJ	2.5	0.83	
75-34-3	1,1-Dichloroethane	**7.6**	D	2.5	0.50	
156-59-2	cis-1,2-Dichloroethene	**220**	D	2.5	0.75	
78-93-3	2-Butanone (MEK)	13	U	13	2.1	
67-66-3	Chloroform	2.5	U	2.5	0.63	
71-55-6	1,1,1-Trichloroethane	**25**	D	2.5	0.90	
56-23-5	Carbon Tetrachloride	2.5	U	2.5	1.2	
71-43-2	Benzene	2.5	U	2.5	0.50	
107-06-2	1,2-Dichloroethane	2.5	U	2.5	0.90	
79-01-6	Trichloroethene	**120**	D	2.5	0.55	
78-87-5	1,2-Dichloropropane	2.5	U	2.5	0.50	
75-27-4	Bromodichloromethane	2.5	U	2.5	0.80	
10061-01-5	cis-1,3-Dichloropropene	2.5	U	2.5	0.60	
108-10-1	4-Methyl-2-pentanone (MIBK)	13	U	13	1.7	
108-88-3	Toluene	2.5	U	2.5	0.50	
10061-02-6	trans-1,3-Dichloropropene	2.5	U	2.5	0.50	
79-00-5	1,1,2-Trichloroethane	2.5	U	2.5	0.86	
127-18-4	Tetrachloroethene	2.5	U	2.5	0.75	
591-78-6	2-Hexanone	13	U	13	4.2	
124-48-1	Dibromochloromethane	2.5	U	2.5	0.78	
108-90-7	Chlorobenzene	2.5	U	2.5	0.73	
100-41-4	Ethylbenzene	2.5	U	2.5	0.50	
179601-23-1	m,p-Xylenes	5.0	U	5.0	0.83	
95-47-6	o-Xylene	2.5	U	2.5	0.50	
100-42-5	Styrene	2.5	U	2.5	0.50	
75-25-2	Bromoform	2.5	U	2.5	1.1	
79-34-5	1,1,2,2-Tetrachloroethane	2.5	U	2.5	0.63	

ALS Group USA, Corp. dba ALS Environmental

Analytical Report

Client:	CB&I	**Service Request:**	R1509047
Project:	Textron Wheatfield/Annual Groundwater	**Date Collected:**	10/22/15 0830
Sample Matrix:	Water	**Date Received:**	10/22/15
		Date Analyzed:	10/26/15 19:57
Sample Name:	BAT-DW-12-151022	**Units:**	µg/L
Lab Code:	R1509047-018	**Basis:**	NA
Run Type:	Dilution		

Volatile Organic Compounds by GC/MS

Analytical Method:	8260C	**Analysis Lot:**	468926
Prep Method:	EPA 5030C		
Data File Name:	I:\ACQUDATA\msvoa10\data\102615\F3463.D\	**Instrument Name:**	R-MS-10
		Dilution Factor:	2.5

CAS No.	Analyte Name	Result	Q	MRL	MDL	Note

Surrogate Name	%Rec	Control Limits	Date Analyzed	Q
4-Bromofluorobenzene	103	85-122	10/26/15 19:57	
Toluene-d8	104	87-121	10/26/15 19:57	
Dibromofluoromethane	106	89-119	10/26/15 19:57	

Quantitation Report (QT Reviewed)

Data Path : I:\ACQUDATA\msvoa10\data\102615\
Data File : F3463.D
Acq On : 26 Oct 2015 7:57 pm
Operator : F. Naegler
Sample : R1509047-018|2.5 Inst : MSVOA10
Misc : CBI 13429 T4
ALS Vial : 21 Sample Multiplier: 1

Quant Time: Oct 30 11:56:18 2015
Quant Method : I:\ACQUDATA\MSVOA10\METHODS\W101915.M
Quant Title : MS#10 - 8260B WATERS 10mL Purge
QLast Update : Tue Oct 20 12:01:30 2015
Response via : Initial Calibration

DL

FN 12/30/15

Compound	R.T.	QIon	Response	Conc	Units	Dev(Min)
Internal Standards						
1) Pentafluorobenzene	5.665	168	632468	50.00	ug/L	0.00
41) 1,4-Difluorobenzene	6.714	114	928481	50.00	ug/L	0.00
70) d5-Chlorobenzene	9.957	117	853914	50.00	ug/L	0.00
90) 1,4-Dichlorobenzene-d4	11.987	152	438138	50.00	ug/L	0.00
System Monitoring Compounds						
43) surr4,Dibrflmethane	5.513	113	300470	52.75	ug/L	0.00
Spiked Amount 50.000	Range 89 - 119		Recovery = 105.50%			
46) surr1,1,2-dichloroetha...	6.025	65	423404	55.27	ug/L	0.00
Spiked Amount 50.000	Range 73 - 125		Recovery = 110.54%			
64) SURR3,Toluene-d8	8.488	98	1104170	52.19	ug/L	0.00
Spiked Amount 50.000	Range 87 - 121		Recovery = 104.38%			
69) SURR2,BFB	11.018	95	435037	51.50	ug/L	0.00
Spiked Amount 50.000	Range 85 - 122		Recovery = 103.00%			
Target Compounds						Qvalue
4) Vinyl Chloride	1.373	62	321126	30.41	ug/L	99
5) Bromomethane	1.623	94	461	Below Cal	#	74
7) Freon 21	1.861	67	25148	2.06	ug/L	93
8) Trichlorofluoromethane	1.910	101	131197	14.47	ug/L	100
10) Freon 123a	2.172	67	13155	1.74	ug/L	97
13) 1,1-Diclethene	2.361	96	5488	1.09	ug/L #	57
14) Freon 113	2.373	101	147215	26.21	ug/L	88
22) Methylene Chloride	2.849	84	133811	20.35	ug/L	94
26) trans-1,2-Dichloroethene	3.153	96	2335m	0.41	ug/L	
27) 1,1-Diclethane	3.702	63	35630	3.02	ug/L	97
33) cis-1,2-Dichloroethene	4.617	96	550991	86.08	ug/L	93
40) 1,1,1-Trichloroethane	5.513	97	80750	10.08	ug/L	99
53) Trichloroethene	7.031	130	303602	47.71	ug/L	98
54) Methylcyclohexane	7.250	55	2542m	0.23	ug/L	

(#) = qualifier out of range (m) = manual integration (+) = signals summed

Quantitation Report (Qedit)

Data Path : I:\ACQUDATA\msvoa10\data\102615\
Data File : F3463.D
Acq On : 26 Oct 2015 7:57 pm
Operator : F. Naegler
Sample : R1509047-018|2.5 Inst : MSVOA10
Misc : CBI 13429 T4
ALS Vial : 21 Sample Multiplier: 1

Quant Time: Oct 26 20:12:26 2015
Quant Method : I:\ACQUDATA\MSVOA10\METHODS\W101915.M
Quant Title : MS#10 - 8260B WATERS 10mL Purge
QLast Update : Tue Oct 20 12:01:30 2015
Response via : Initial Calibration

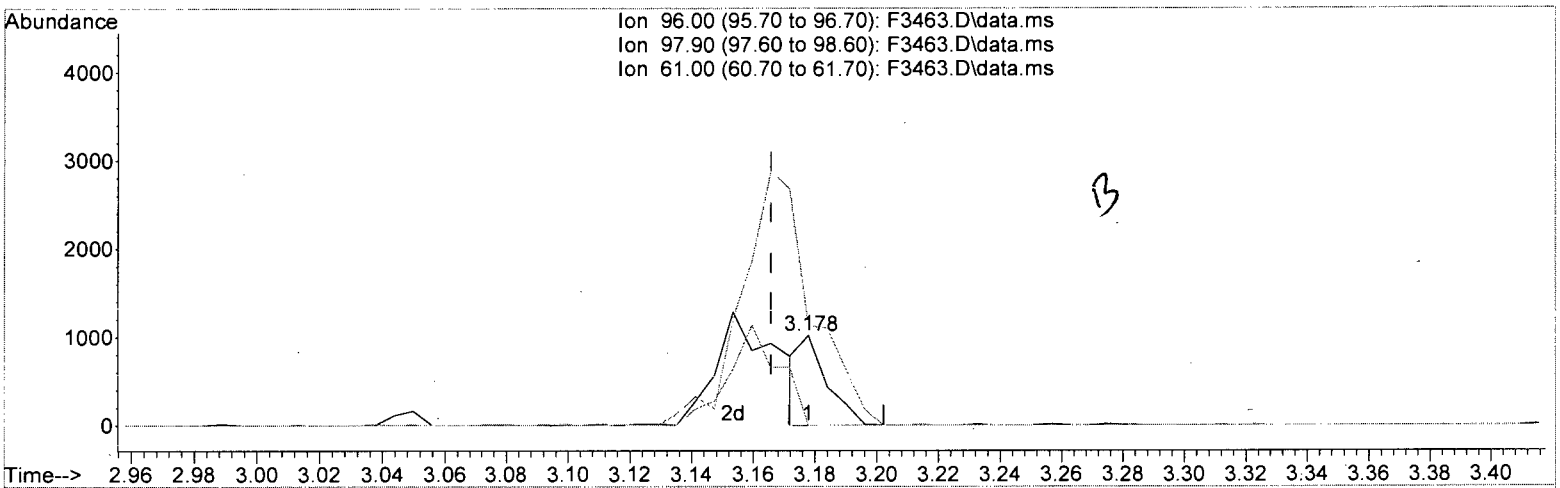

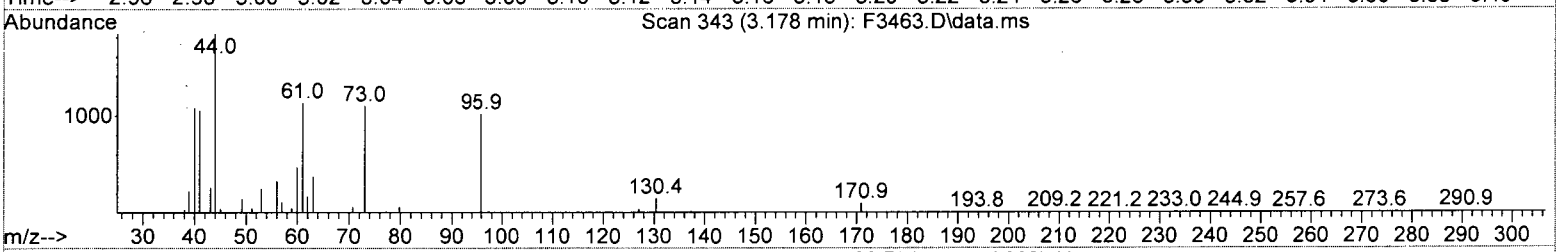

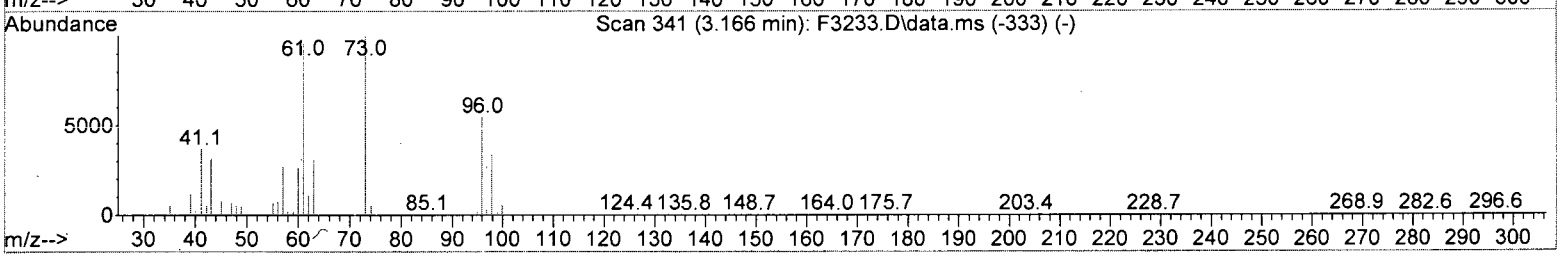

TIC: F3463.D\data.ms

(26) trans-1,2-Dichloroethene (P)

3.178min (+0.012) 0.11 ug/L

response 622

Ion	Exp%	Act%
96.00	100	100
97.90	62.30	0.00#
61.00	175.30	110.94#
0.00	0.00	0.00

Quantitation Report (Qedit)

Data Path : I:\ACQUDATA\msvoa10\data\102615\
Data File : F3463.D
Acq On : 26 Oct 2015 7:57 pm
Operator : F. Naegler
Sample : R1509047-018|2.5 Inst : MSVOA10
Misc : CBI 13429 T4
ALS Vial : 21 Sample Multiplier: 1

Quant Time: Oct 26 20:12:26 2015
Quant Method : I:\ACQUDATA\MSVOA10\METHODS\W101915.M
Quant Title : MS#10 - 8260B WATERS 10mL Purge
QLast Update : Tue Oct 20 12:01:30 2015
Response via : Initial Calibration

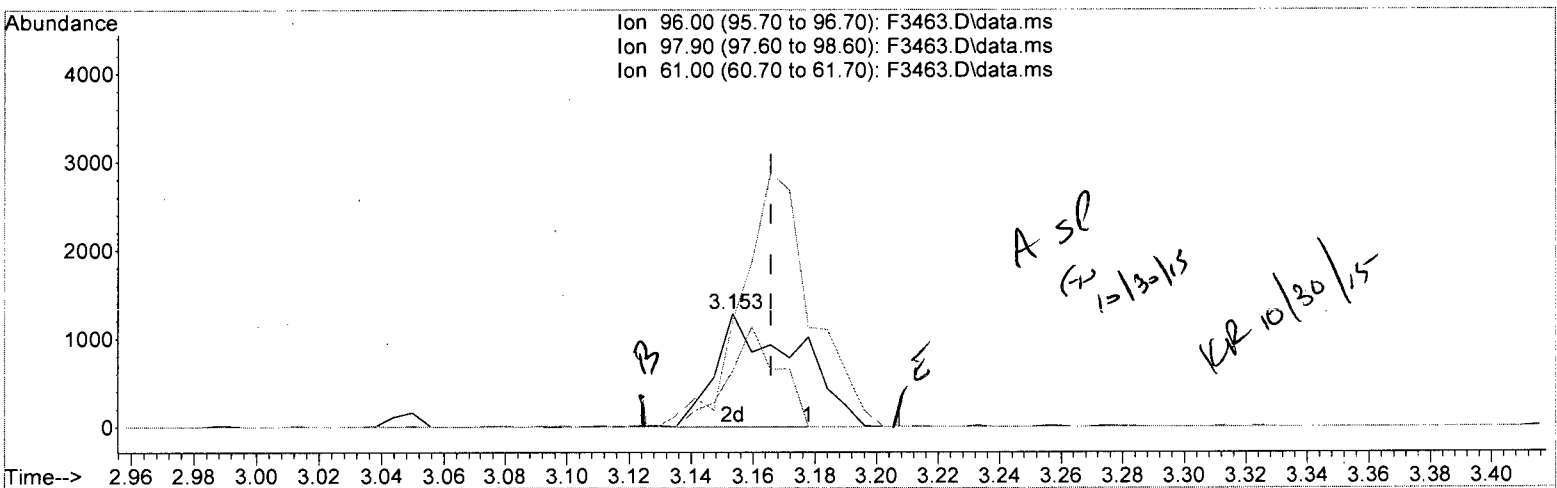



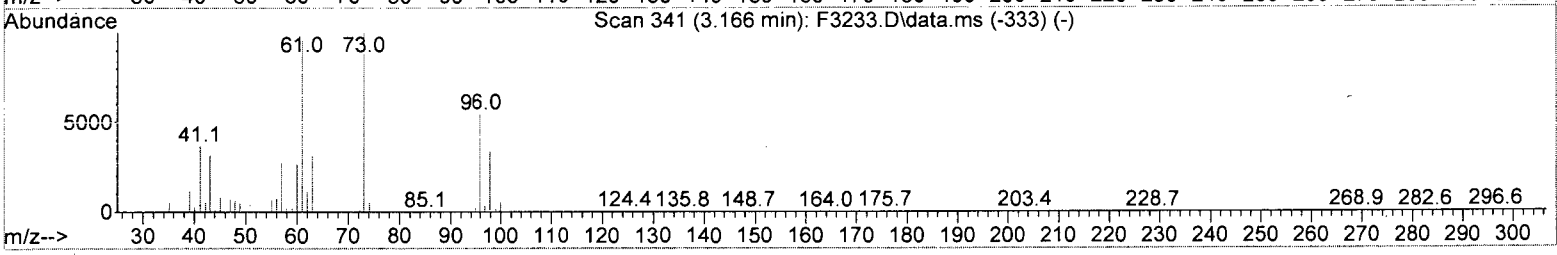

TIC: F3463.D\data.ms

(26) trans-1,2-Dichloroethene (P)

3.153min (-0.012) 0.41 ug/L m

response 2335

Ion	Exp%	Act%
96.00	100	100
97.90	62.30	49.77
61.00	175.30	94.14#
0.00	0.00	0.00

Data Path : I:\ACQUDATA\msvoa10\data\102615\
Data File : F3463.D
Acq On : 26 Oct 2015 7:57 pm
Operator : F. Naegler
Sample : R1509047-018|2.5 Inst : MSVOA10
Misc : CBI 13429 T4
ALS Vial : 21 Sample Multiplier: 1

Quant Time: Oct 26 20:12:26 2015
Quant Method : I:\ACQUDATA\MSVOA10\METHODS\W101915.M
Quant Title : MS#10 - 8260B WATERS 10mL Purge
QLast Update : Tue Oct 20 12:01:30 2015
Response via : Initial Calibration

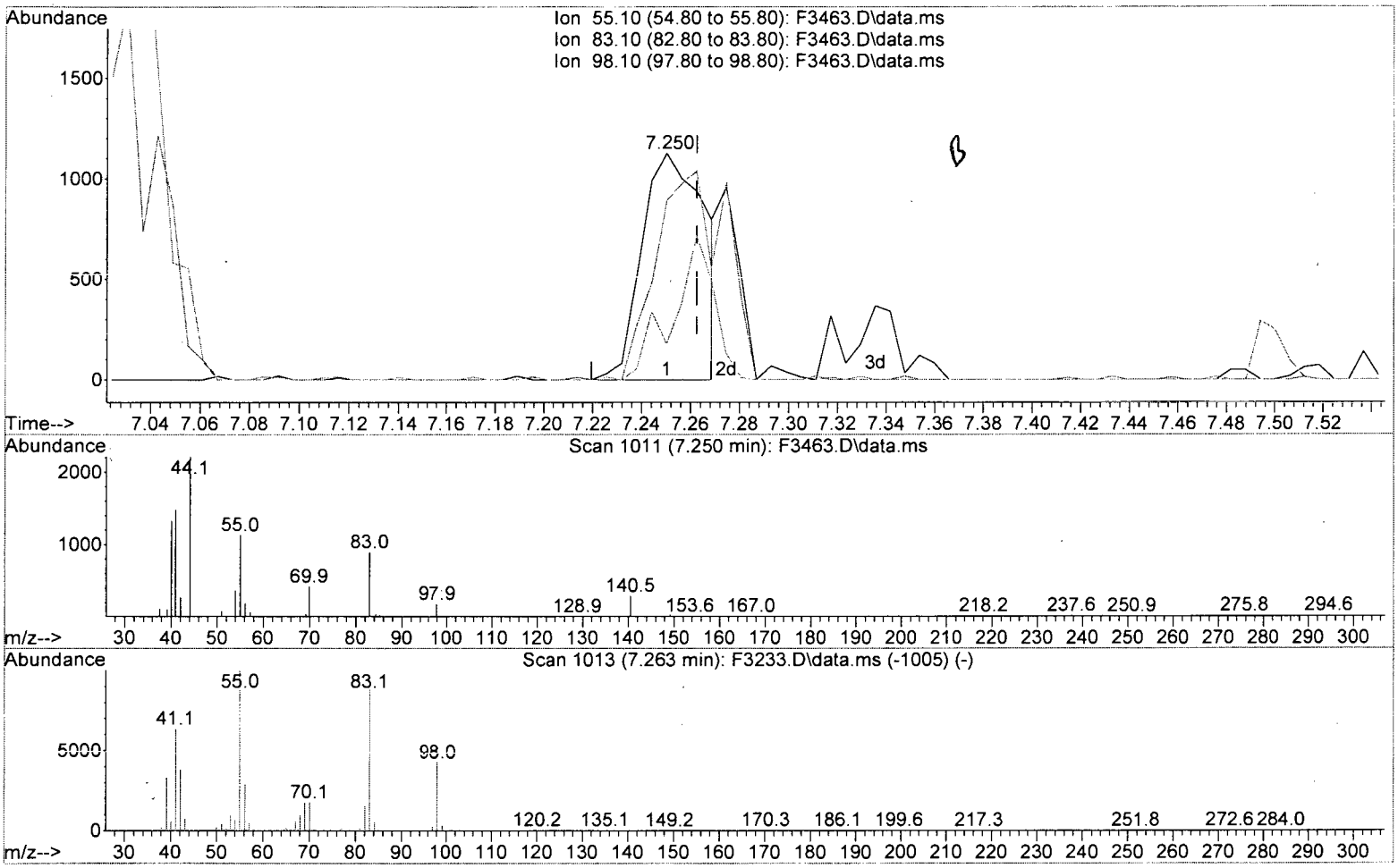

TIC: F3463.D\data.ms

(54) Methylcyclohexane (P)

7.250min (-0.012) 0.18 ug/L

response 2004

Ion	Exp%	Act%
55.10	100	100
83.10	89.20	79.04
98.10	42.10	15.72#
0.00	0.00	0.00

Quantitation Report (Qedit)

Data Path : I:\ACQUDATA\msvoa10\data\102615\
Data File : F3463.D
Acq On : 26 Oct 2015 7:57 pm
Operator : F. Naegler
Sample : R1509047-018|2.5 Inst : MSVOA10
Misc : CBI 13429 T4
ALS Vial : 21 Sample Multiplier: 1

Quant Time: Oct 26 20:12:26 2015
Quant Method : I:\ACQUDATA\MSVOA10\METHODS\W101915.M
Quant Title : MS#10 - 8260B WATERS 10mL Purge
QLast Update : Tue Oct 20 12:01:30 2015
Response via : Initial Calibration

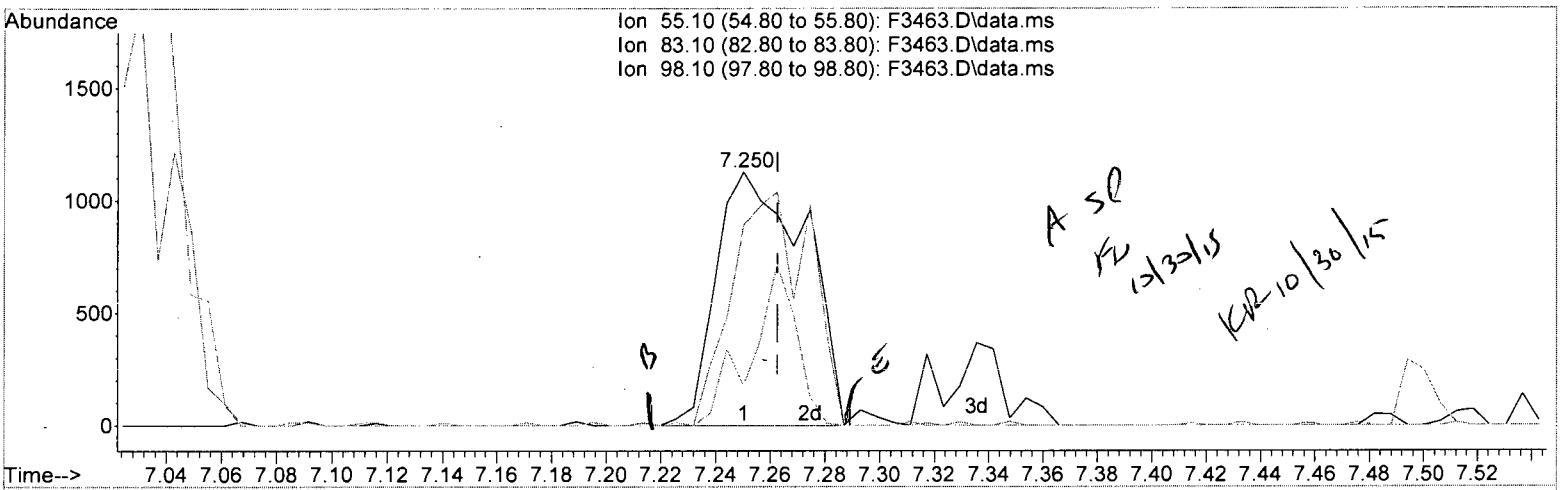

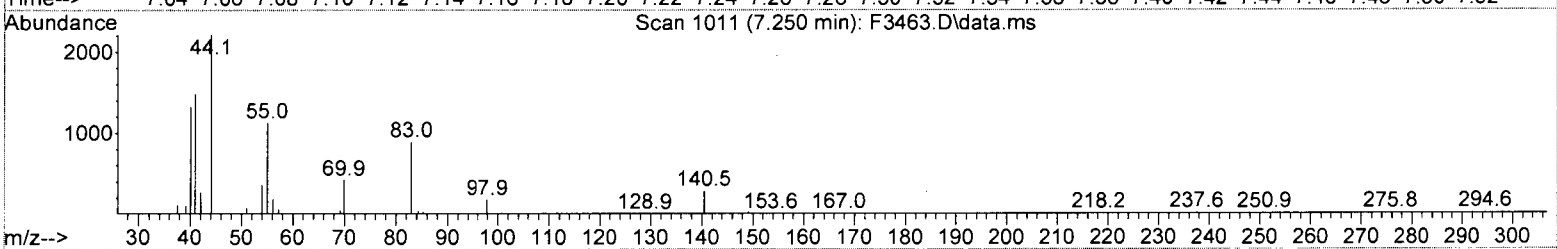



TIC: F3463.D\data.ms

(54) Methylcyclohexane (P)

7.250min (-0.012) 0.23 ug/L m

response 2542

Ion	Exp%	Act%
55.10	100	100
83.10	89.20	79.04
98.10	42.10	15.72#
0.00	0.00	0.00

Quantitation Report (QT Reviewed)

Data Path : I:\ACQUDATA\msvoa10\data\102615\
Data File : F3463.D
Acq On : 26 Oct 2015 7:57 pm
Operator : F. Naegler
Sample : R1509047-018|2.5 Inst : MSVOA10
Misc : CBI 13429 T4
ALS Vial : 21 Sample Multiplier: 1

Quant Time: Oct 30 11:56:18 2015
Quant Method : I:\ACQUDATA\MSVOA10\METHODS\W101915.M
Quant Title : MS#10 - 8260B WATERS 10mL Purge
QLast Update : Tue Oct 20 12:01:30 2015
Response via : Initial Calibration

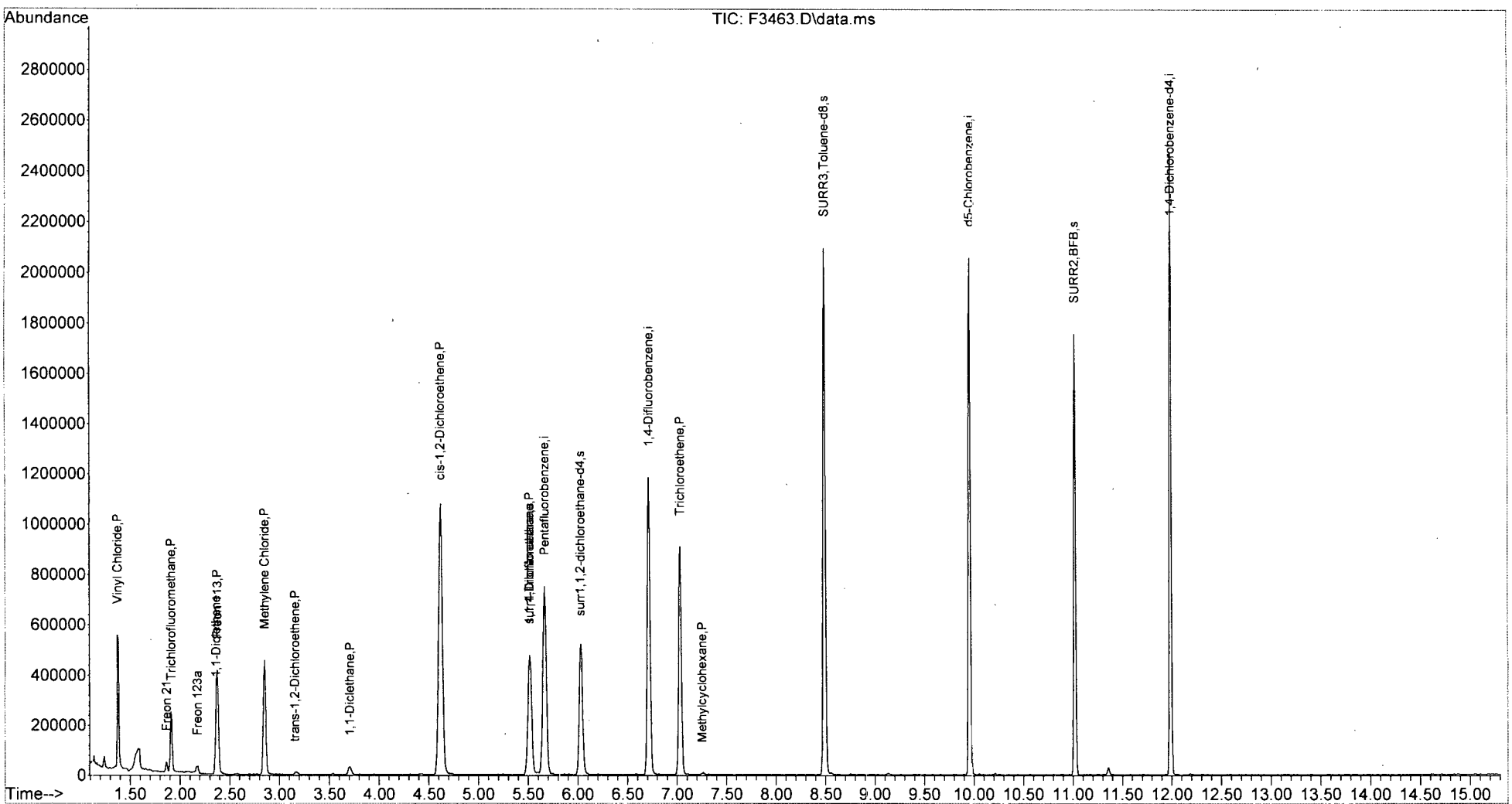

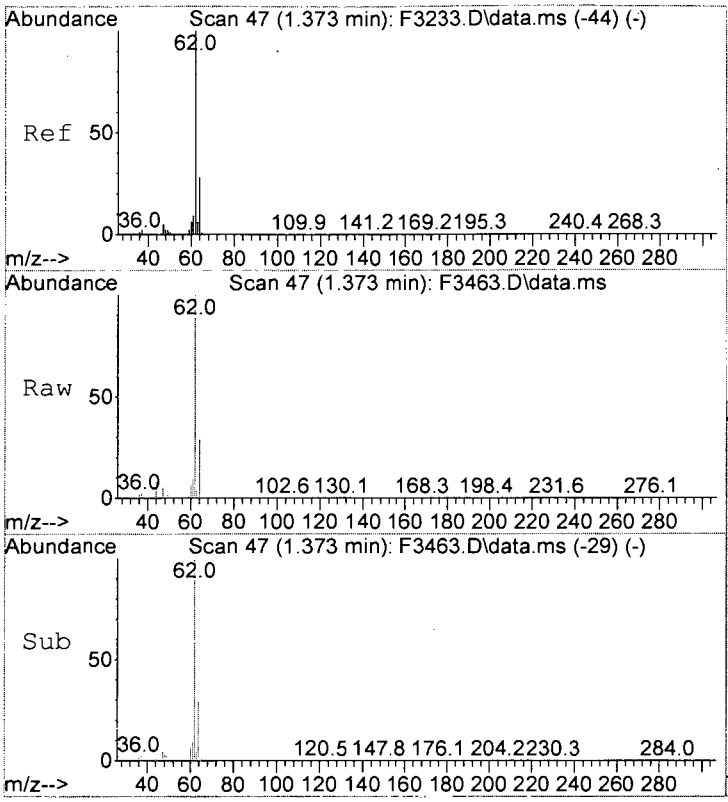

#4
Vinyl Chloride
Concen: 30.41 ug/L
RT: 1.373 min Scan# 47
Delta R.T. -0.006 min
Lab File: F3463.D
Acq: 26 Oct 2015 7:57 pm

Tgt Ion: 62 Resp: 321126

Ion	Ratio	Lower	Upper
62	100		
64	29.2	8.4	48.4

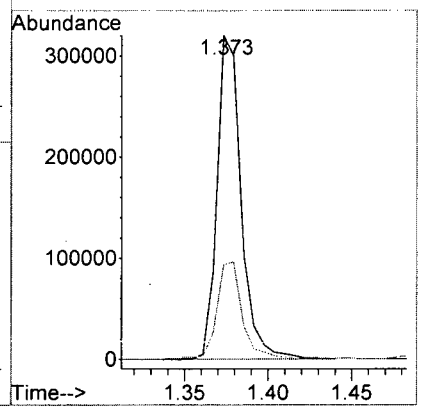

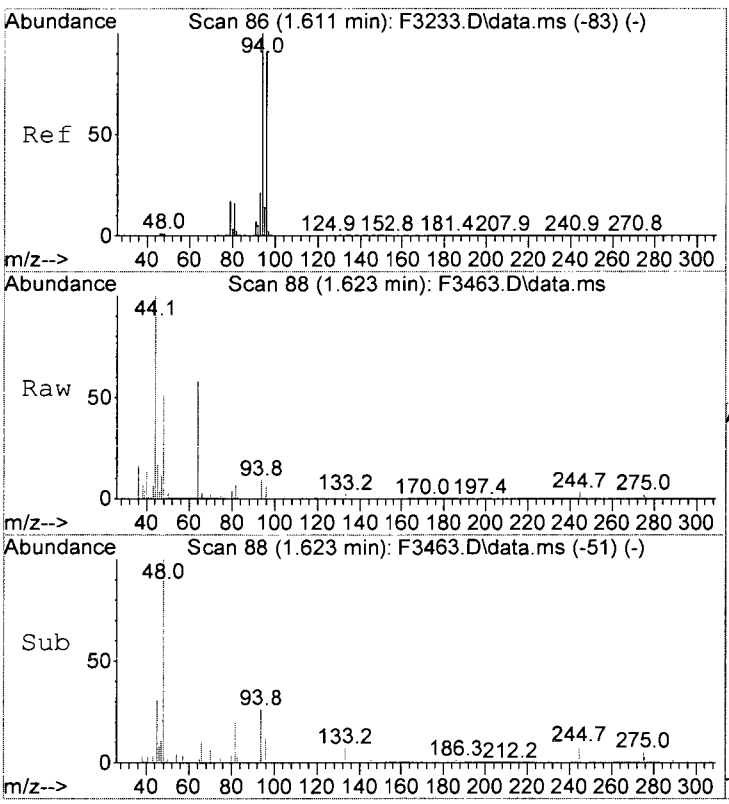

#5
Bromomethane
Concen: Below Cal
RT: 1.623 min Scan# 88
Delta R.T. 0.000 min
Lab File: F3463.D
Acq: 26 Oct 2015 7:57 pm

Tgt Ion: 94 Resp: 461

Ion	Ratio	Lower	Upper
94	100		
96	65.9	71.0	111.0#

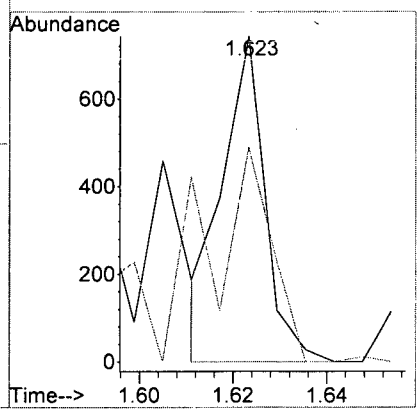

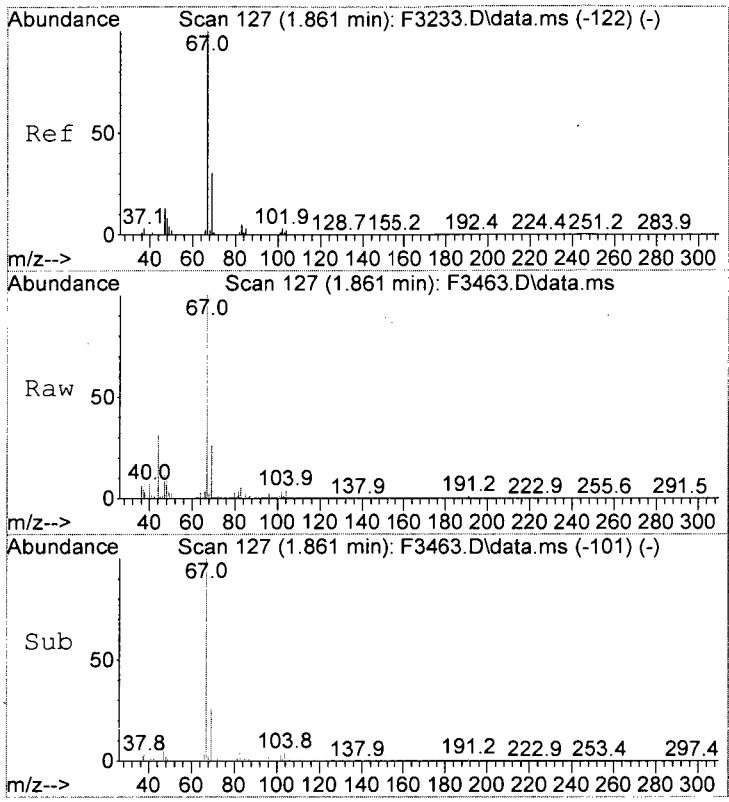

#7
Freon 21
Concen: 2.06 ug/L
RT: 1.861 min Scan# 127
Delta R.T. -0.006 min
Lab File: F3463.D
Acq: 26 Oct 2015 7:57 pm

Tgt Ion: 67 Resp: 25148

Ion	Ratio	Lower	Upper
67	100		
69	25.8	9.8	49.8

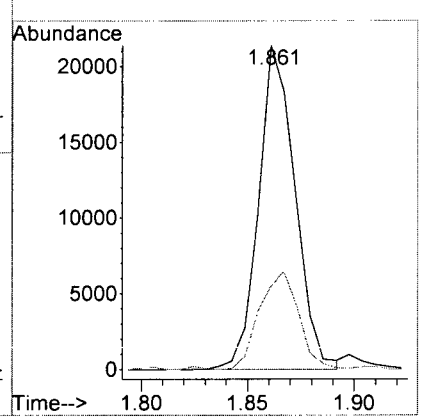

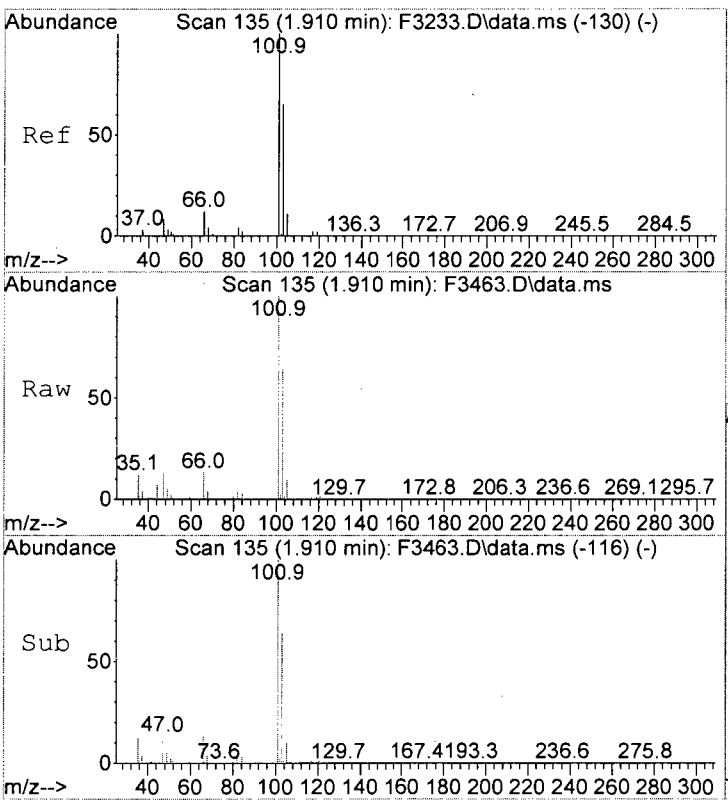

#8
Trichlorofluoromethane
Concen: 14.47 ug/L
RT: 1.910 min Scan# 135
Delta R.T. -0.006 min
Lab File: F3463.D
Acq: 26 Oct 2015 7:57 pm

Tgt Ion:101 Resp: 131197

Ion	Ratio	Lower	Upper
101	100		
103	64.1	44.4	84.4
66	12.6	0.0	32.9

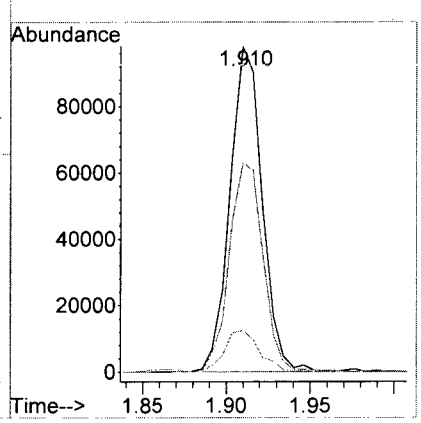

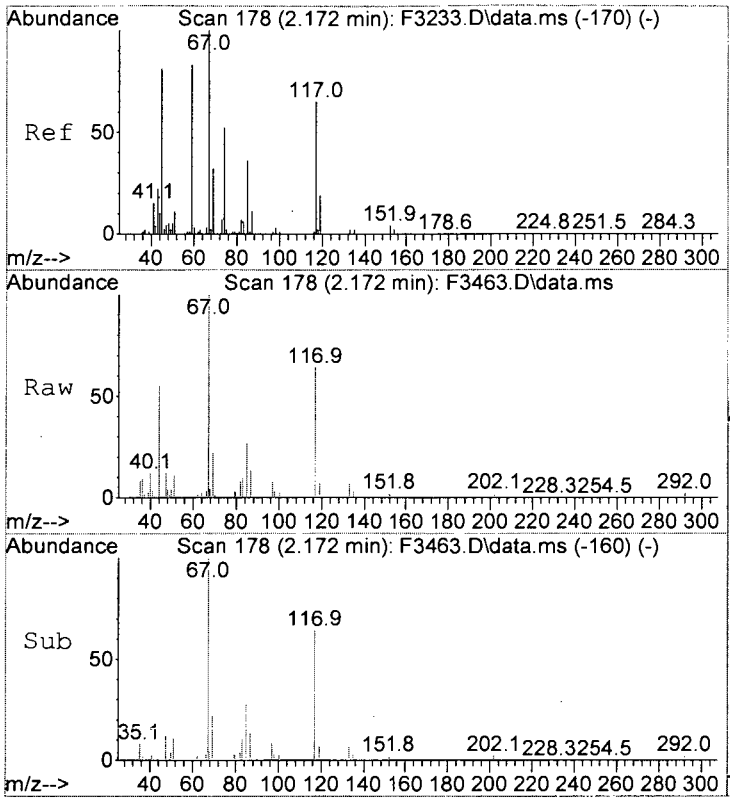

#10
Freon 123a
Concen: 1.74 ug/L
RT: 2.172 min Scan# 178
Delta R.T. -0.006 min
Lab File: F3463.D
Acq: 26 Oct 2015 7:57 pm

Tgt Ion: 67 Resp: 13155

Ion	Ratio	Lower	Upper
67	100		
117	63.7	46.0	86.0

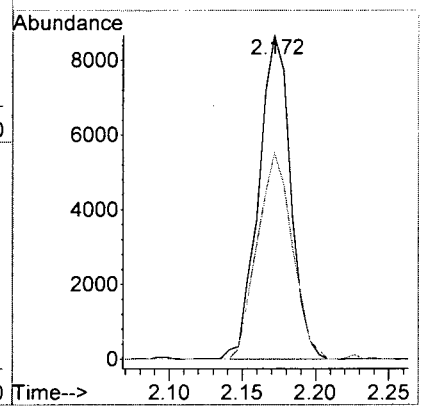

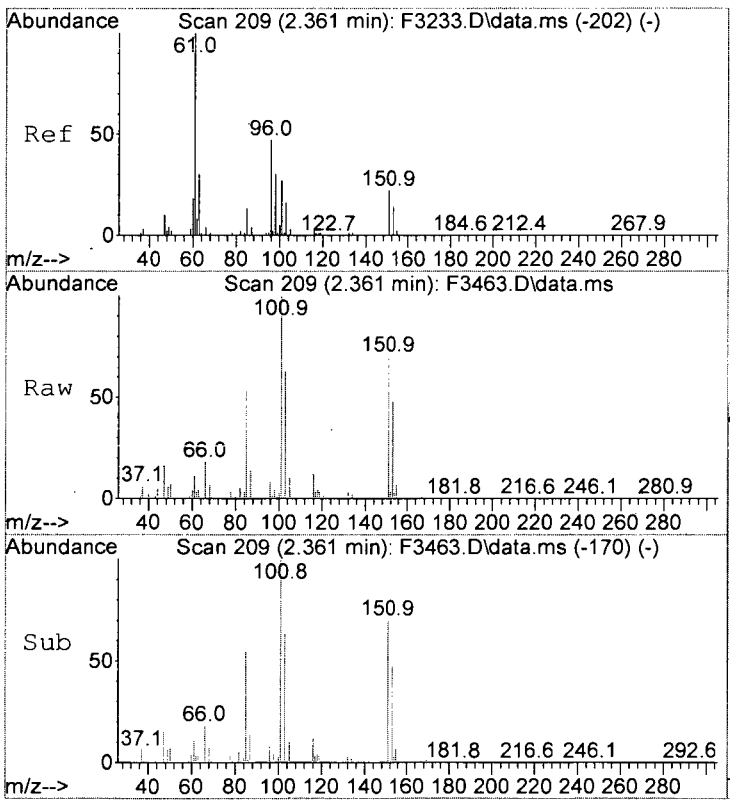

#13
1,1-Diclethene
Concen: 1.09 ug/L
RT: 2.361 min Scan# 209
Delta R.T. -0.012 min
Lab File: F3463.D
Acq: 26 Oct 2015 7:57 pm

Tgt Ion: 96 Resp: 5488

Ion	Ratio	Lower	Upper
96	100		
98	51.8	44.2	84.2
61	132.8	192.7	232.7#

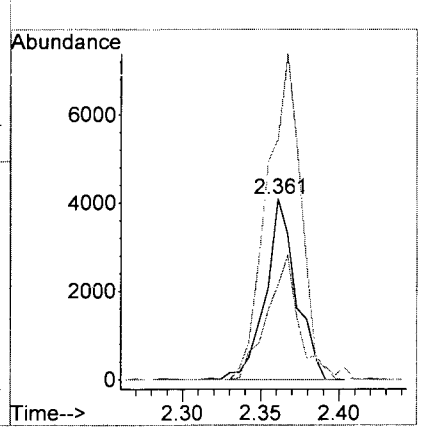

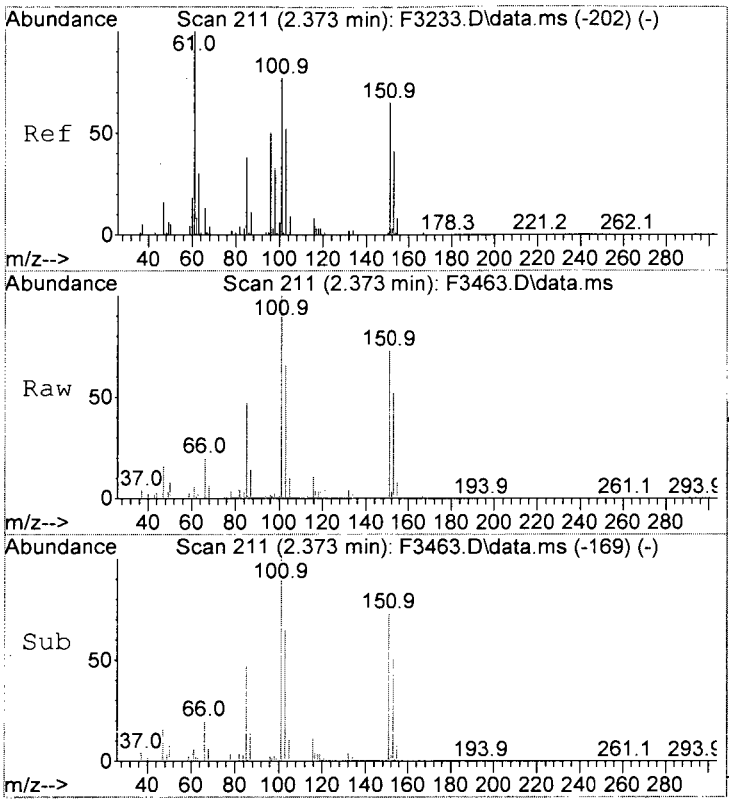

#14
Freon 113
Concen: 26.21 ug/L
RT: 2.373 min Scan# 211
Delta R.T. -0.000 min
Lab File: F3463.D
Acq: 26 Oct 2015 7:57 pm

Tgt Ion:101 Resp: 147215

Ion	Ratio	Lower	Upper
101	100		
151	73.2	64.5	104.5

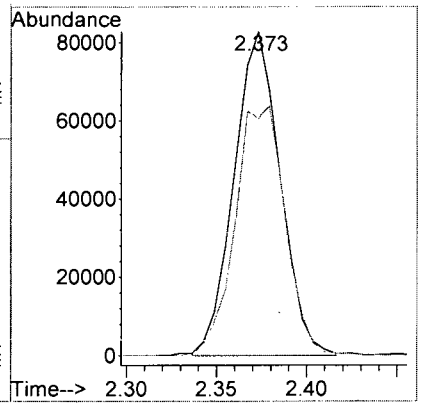

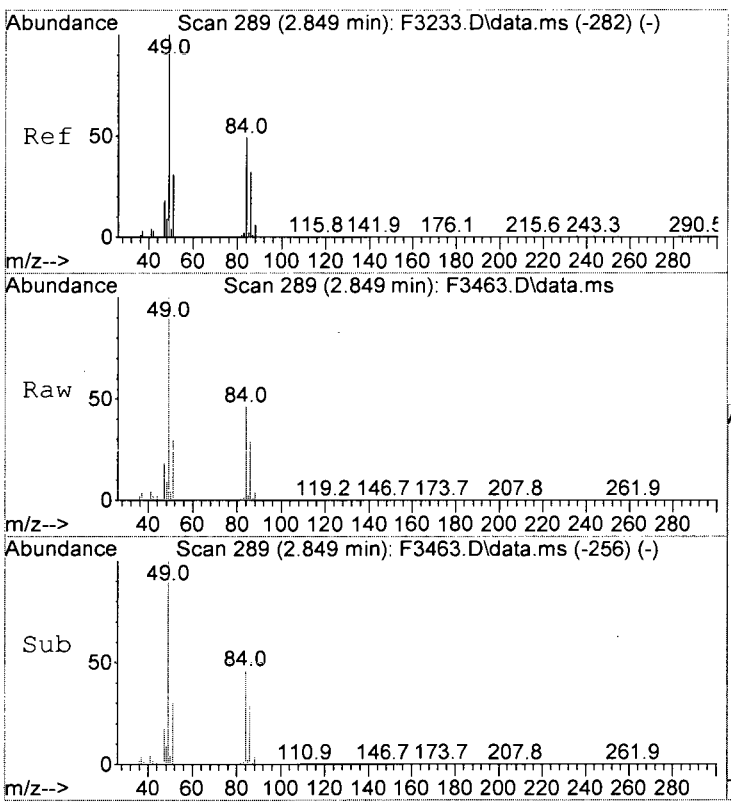

#22
Methylene Chloride
Concen: 20.35 ug/L
RT: 2.849 min Scan# 289
Delta R.T. -0.000 min
Lab File: F3463.D
Acq: 26 Oct 2015 7:57 pm

Tgt Ion: 84 Resp: 133811

Ion	Ratio	Lower	Upper
84	100		
86	63.6	46.0	86.0
49	219.4	186.0	226.0
51	65.7	43.6	83.6

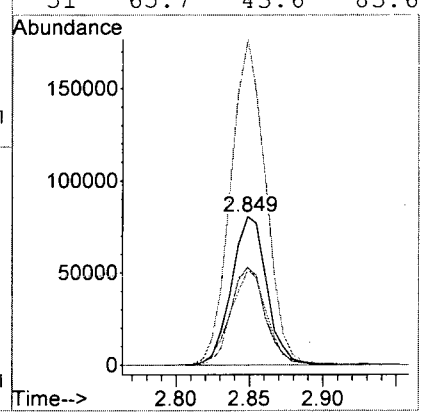

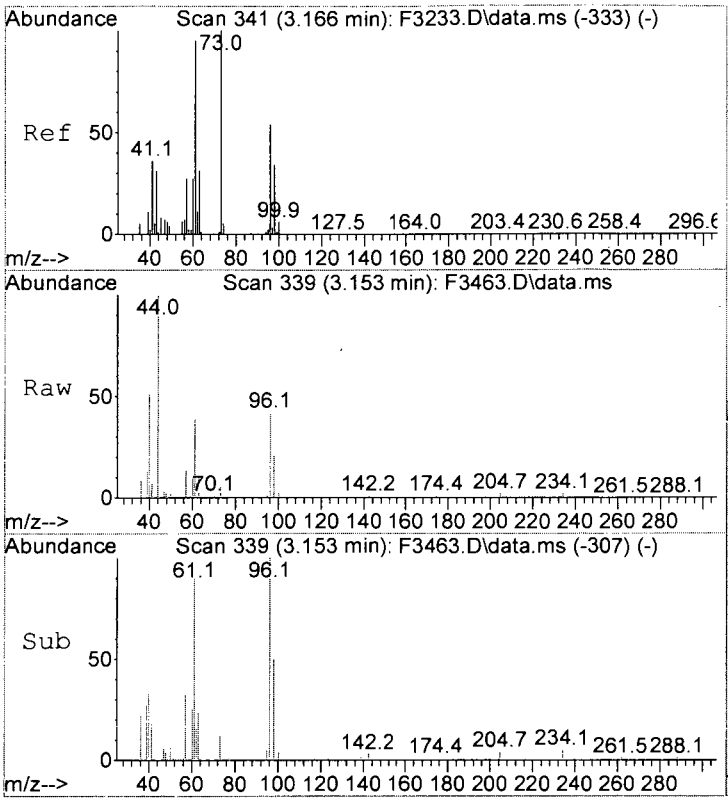

#26
trans-1,2-Dichloroethene
Concen: 0.41 ug/L m
RT: 3.153 min Scan# 339
Delta R.T. -0.012 min
Lab File: F3463.D
Acq: 26 Oct 2015 7:57 pm

Tgt Ion: 96 Resp: 2335

Ion	Ratio	Lower	Upper
96	100		
98	49.8	42.3	82.3
61	94.1	155.3	195.3#

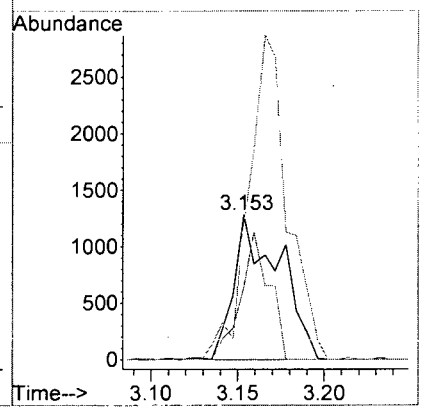

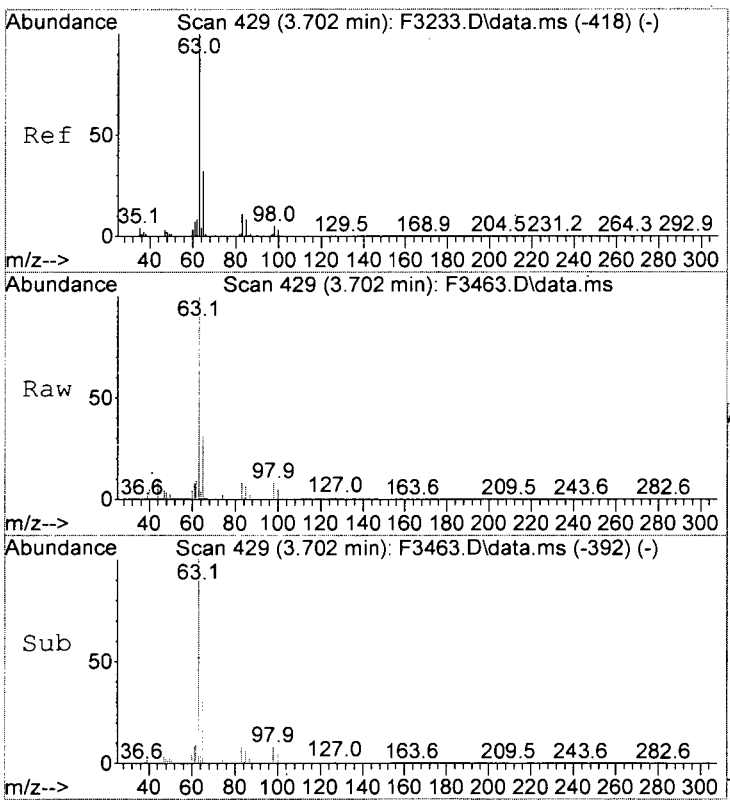

#27
1,1-Diclethane
Concen: 3.02 ug/L
RT: 3.702 min Scan# 429
Delta R.T. -0.000 min
Lab File: F3463.D
Acq: 26 Oct 2015 7:57 pm

Tgt Ion: 63 Resp: 35630

Ion	Ratio	Lower	Upper
63	100		
65	31.0	11.7	51.7
83	8.1	0.0	30.6

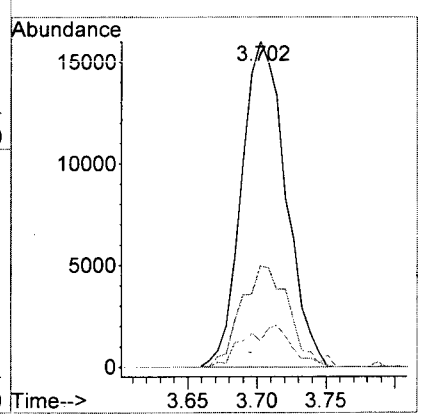

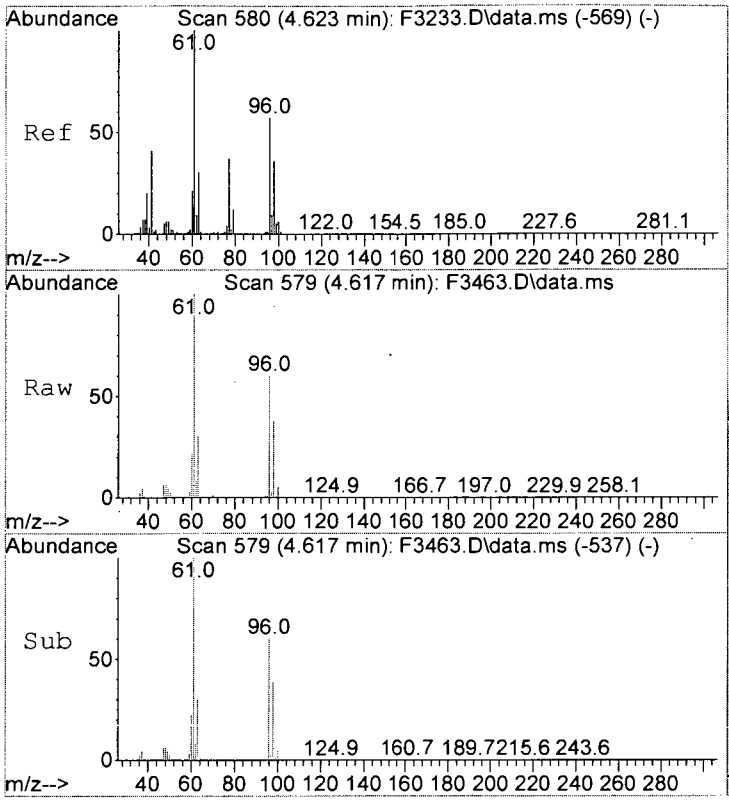

#33
cis-1,2-Dichloroethene
Concen: 86.08 ug/L
RT: 4.617 min Scan# 579
Delta R.T. -0.000 min
Lab File: F3463.D
Acq: 26 Oct 2015 7:57 pm

Tgt Ion: 96 Resp: 550991

Ion	Ratio	Lower	Upper
96	100		
61	167.0	157.0	197.0

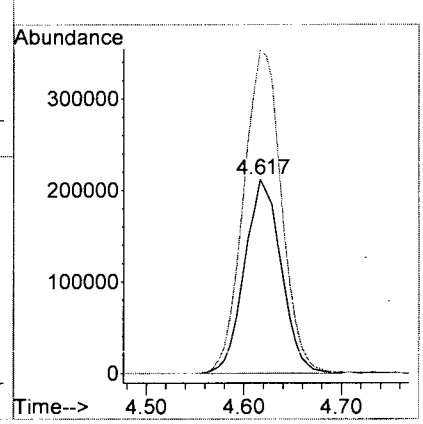

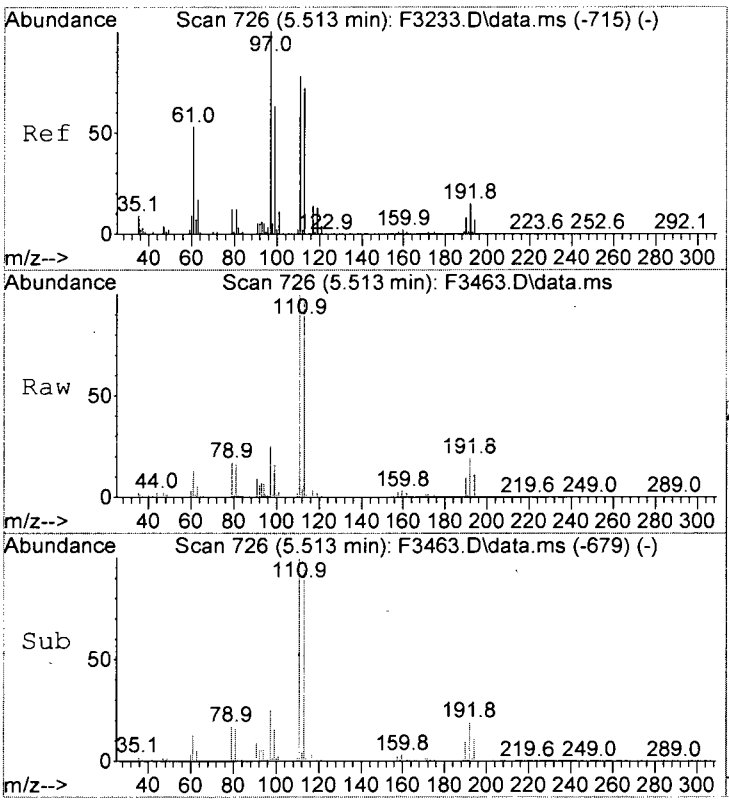

#40
1,1,1-Trichloroethane
Concen: 10.08 ug/L
RT: 5.513 min Scan# 726
Delta R.T. 0.006 min
Lab File: F3463.D
Acq: 26 Oct 2015 7:57 pm

Tgt Ion: 97 Resp: 80750

Ion	Ratio	Lower	Upper
97	100		
99	62.8	42.8	82.8
61	51.1	33.4	73.4

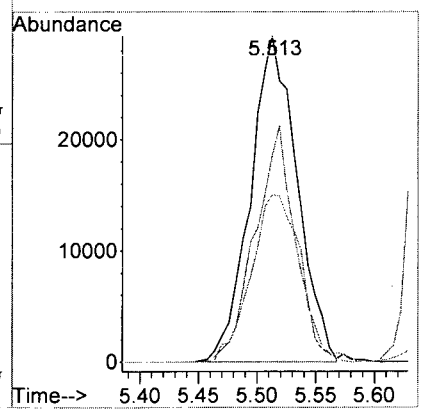

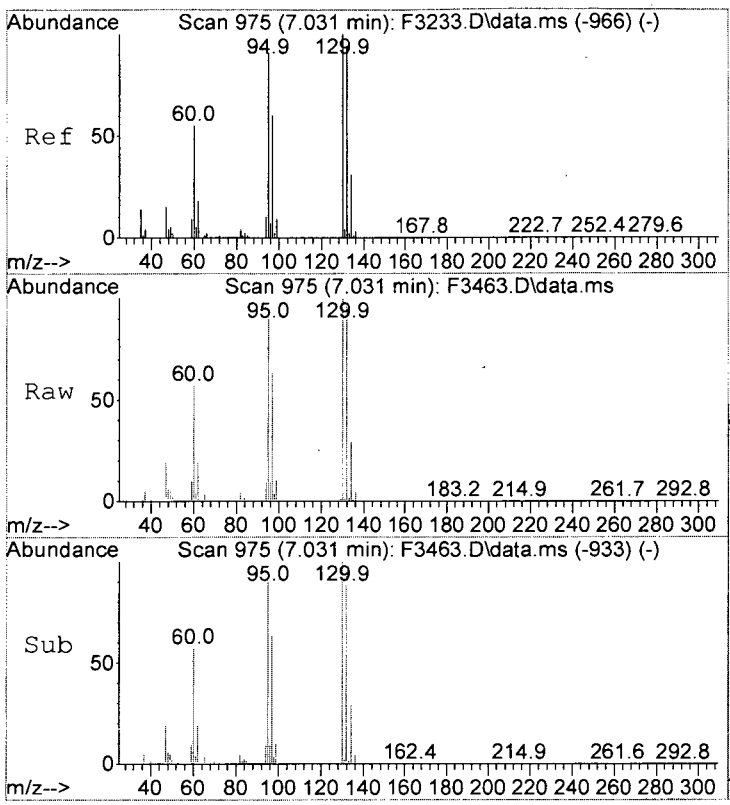

#53
Trichloroethene
Concen: 47.71 ug/L
RT: 7.031 min Scan# 975
Delta R.T. 0.006 min
Lab File: F3463.D
Acq: 26 Oct 2015 7:57 pm

Tgt Ion:130 Resp: 303602

Ion	Ratio	Lower	Upper
130	100		
132	96.2	74.1	114.1
95	91.6	70.9	110.9
97	63.0	39.7	79.7

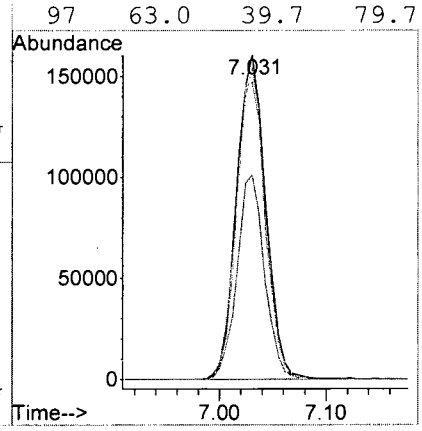

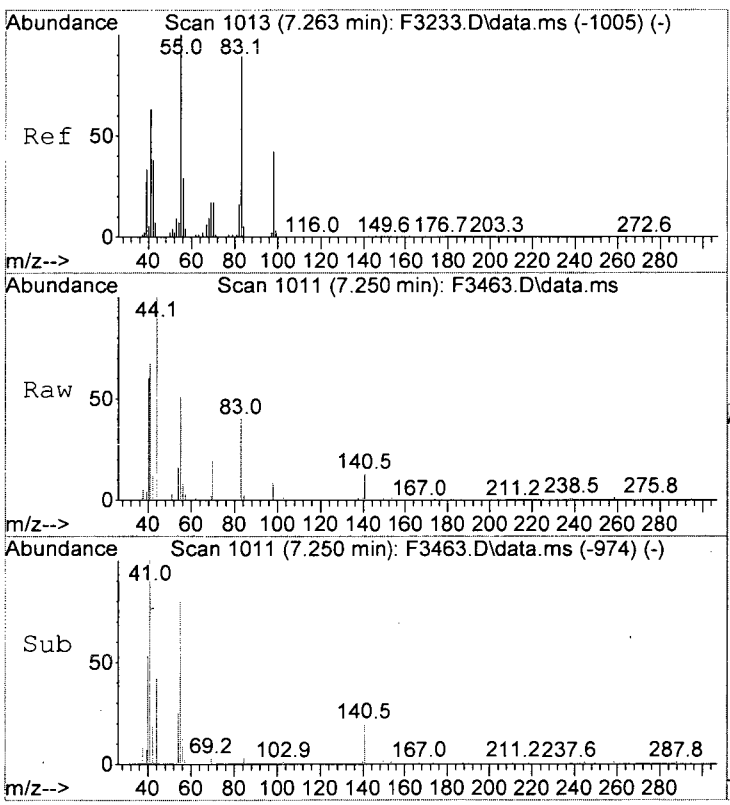

#54
Methylcyclohexane
Concen: 0.23 ug/L m
RT: 7.250 min Scan# 1011
Delta R.T. -0.012 min
Lab File: F3463.D
Acq: 26 Oct 2015 7:57 pm

Tgt Ion: 55 Resp: 2542

Ion	Ratio	Lower	Upper
55	100		
83	79.0	69.2	109.2
98	15.7	22.1	62.1#

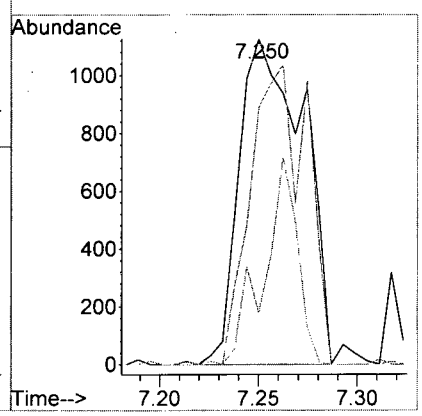

Client:	CB&I	**Service Request:**	R1509047
Project:	Textron Wheatfield/Annual Groundwater	**Date Collected:**	10/22/15 0855
Sample Matrix:	Water	**Date Received:**	10/22/15
		Date Analyzed:	10/23/15 20:36
Sample Name:	BAT-DW-11-151022	**Units:**	µg/L
Lab Code:	R1509047-019	**Basis:**	NA

Volatile Organic Compounds by GC/MS

Analytical Method:	8260C	**Analysis Lot:**	468624
Prep Method:	EPA 5030C		
Data File Name:	I:\ACQUDATA\msvoa10\data\102315\F3404.D\	**Instrument Name:**	R-MS-10
		Dilution Factor:	10

CAS No.	Analyte Name	Result	Q	MRL	MDL	Note
74-87-3	Chloromethane	10	U	10	2.1	
75-01-4	Vinyl Chloride	**420**		10	3.2	
75-00-3	Chloroethane	10	U	10	2.4	
74-83-9	Bromomethane	10	U	10	2.9	
75-35-4	1,1-Dichloroethene	**17**		10	5.7	
67-64-1	Acetone	50	U	50	13	
75-15-0	Carbon Disulfide	**6.0**	J	10	2.2	
75-09-2	Methylene Chloride	**780**		10	6.0	
156-60-5	trans-1,2-Dichloroethene	**8.3**	J	10	3.4	
75-34-3	1,1-Dichloroethane	**33**		10	2.0	
156-59-2	cis-1,2-Dichloroethene	**4000**	E	10	3.0	
78-93-3	2-Butanone (MEK)	50	U	50	8.2	
67-66-3	Chloroform	10	U	10	2.5	
71-55-6	1,1,1-Trichloroethane	**160**		10	3.6	
56-23-5	Carbon Tetrachloride	10	U	10	4.5	
71-43-2	Benzene	10	U	10	2.0	
107-06-2	1,2-Dichloroethane	10	U	10	3.6	
79-01-6	Trichloroethene	**1100**		10	2.2	
78-87-5	1,2-Dichloropropane	10	U	10	2.0	
75-27-4	Bromodichloromethane	10	U	10	3.2	
10061-01-5	cis-1,3-Dichloropropene	10	U	10	2.4	
108-10-1	4-Methyl-2-pentanone (MIBK)	50	U	50	6.7	
108-88-3	Toluene	10	U	10	2.0	
10061-02-6	trans-1,3-Dichloropropene	10	U	10	2.0	
79-00-5	1,1,2-Trichloroethane	10	U	10	3.5	
127-18-4	Tetrachloroethene	10	U	10	3.0	
591-78-6	2-Hexanone	50	U	50	17	
124-48-1	Dibromochloromethane	10	U	10	3.1	
108-90-7	Chlorobenzene	10	U	10	2.9	
100-41-4	Ethylbenzene	10	U	10	2.0	
179601-23-1	m,p-Xylenes	20	U	20	3.4	
95-47-6	o-Xylene	10	U	10	2.0	
100-42-5	Styrene	10	U	10	2.0	
75-25-2	Bromoform	10	U	10	4.2	
79-34-5	1,1,2,2-Tetrachloroethane	10	U	10	2.5	

Client:	CB&I	**Service Request:**	R1509047
Project:	Textron Wheatfield/Annual Groundwater	**Date Collected:**	10/22/15 0855
Sample Matrix:	Water	**Date Received:**	10/22/15
		Date Analyzed:	10/23/15 20:36
Sample Name:	BAT-DW-11-151022	**Units:**	µg/L
Lab Code:	R1509047-019	**Basis:**	NA

Volatile Organic Compounds by GC/MS

Analytical Method:	8260C	**Analysis Lot:**	468624
Prep Method:	EPA 5030C		
Data File Name:	I:\ACQUDATA\msvoa10\data\102315\F3404.D\	**Instrument Name:**	R-MS-10
		Dilution Factor:	10

CAS No.	Analyte Name	Result	Q	MRL	MDL	Note

Surrogate Name	%Rec	Control Limits	Date Analyzed	Q
4-Bromofluorobenzene	102	85-122	10/23/15 20:36	
Toluene-d8	104	87-121	10/23/15 20:36	
Dibromofluoromethane	101	89-119	10/23/15 20:36	

Quantitation Report (QT Reviewed)

Data Path : I:\ACQUDATA\msvoa10\data\102315\
Data File : F3404.D
Acq On : 23 Oct 2015 8:36 pm
Operator : F. Naegler
Sample : R1509047-019|10.0 Inst : MSVOA10
Misc : CBI 13429 T4
ALS Vial : 23 Sample Multiplier: 1

Quant Time: Oct 29 13:36:47 2015
Quant Method : I:\ACQUDATA\MSVOA10\METHODS\W101915.M
Quant Title : MS#10 - 8260B WATERS 10mL Purge
QLast Update : Tue Oct 20 12:01:30 2015
Response via : Initial Calibration

Compound	R.T.	QIon	Response	Conc	Units		Dev(Min)
Internal Standards							
1) Pentafluorobenzene	5.665	168	626799	50.00	ug/L		0.00
41) 1,4-Difluorobenzene	6.714	114	909278	50.00	ug/L		0.00
70) d5-Chlorobenzene	9.957	117	839980	50.00	ug/L		0.00
90) 1,4-Dichlorobenzene-d4	11.987	152	435085	50.00	ug/L		0.00
System Monitoring Compounds							
43) surr4,Dibrflmethane	5.513	113	283051	50.74	ug/L		0.00
Spiked Amount 50.000	Range 89 - 119		Recovery = 101.48%				
46) surr1,1,2-dichloroetha...	6.031	65	410330	54.69	ug/L		0.00
Spiked Amount 50.000	Range 73 - 125		Recovery = 109.38%				
64) SURR3,Toluene-d8	8.488	98	1080207	52.14	ug/L		0.00
Spiked Amount 50.000	Range 87 - 121		Recovery = 104.28%				
69) SURR2,BFB	11.018	95	422360	51.05	ug/L		0.00
Spiked Amount 50.000	Range 85 - 122		Recovery = 102.10%				
Target Compounds							Qvalue
4) Vinyl Chloride	1.379	62	440179	42.05	ug/L		95
5) Bromomethane	1.617	94	260	Below Cal		#	52
7) Freon 21	1.867	67	47378	3.92	ug/L		99
8) Trichlorofluoromethane	1.916	101	95670	10.65	ug/L		98
10) Freon 123a	2.172	67	22579	3.02	ug/L		79
13) 1,1-Diclethene	2.361	96	8692	1.74	ug/L		89
14) Freon 113	2.373	101	158500	28.48	ug/L		94
18) Carbon Disulfide	2.562	76	8822m	0.60	ug/L		
22) Methylene Chloride	2.849	84	509553	78.21	ug/L		97
26) trans-1,2-Dichloroethene	3.159	96	4675	0.83	ug/L		93
27) 1,1-Diclethane	3.708	63	38845	3.32	ug/L		90
33) cis-1,2-Dichloroethene	4.623	96	2521950	397.54	ug/L		92 E
40) 1,1,1-Trichloroethane	5.513	97	130014	16.37	ug/L		94
53) Trichloroethene	7.031	130	669568	107.43	ug/L		99
54) Methylcyclohexane	7.268	55	2488m	0.23	ug/L		

Report ← Rpt 1/50

(#) = qualifier out of range (m) = manual integration (+) = signals summed

FU 10/29/15

Data Path : I:\ACQUDATA\msvoa10\data\102315\
Data File : F3404.D
Acq On : 23 Oct 2015 8:36 pm
Operator : F. Naegler
Sample : R1509047-019|10.0 Inst : MSVOA10
Misc : CBI 13429 T4
ALS Vial : 23 Sample Multiplier: 1

Quant Time: Oct 23 20:51:08 2015
Quant Method : I:\ACQUDATA\MSVOA10\METHODS\W101915.M
Quant Title : MS#10 - 8260B WATERS 10mL Purge
QLast Update : Tue Oct 20 12:01:30 2015
Response via : Initial Calibration

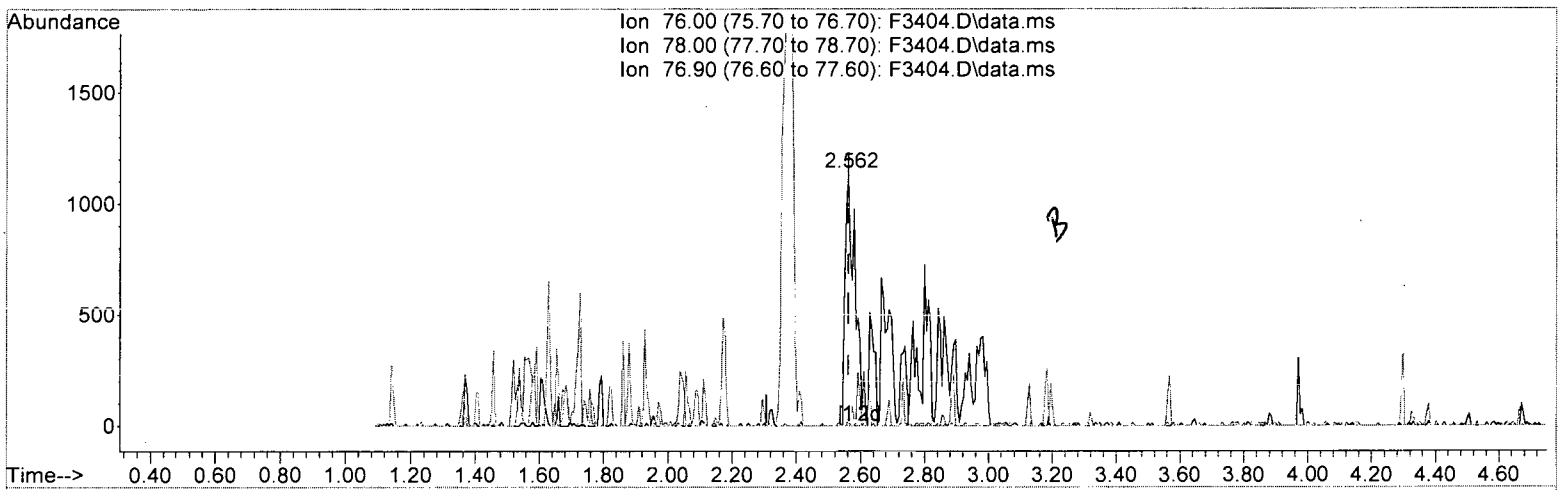

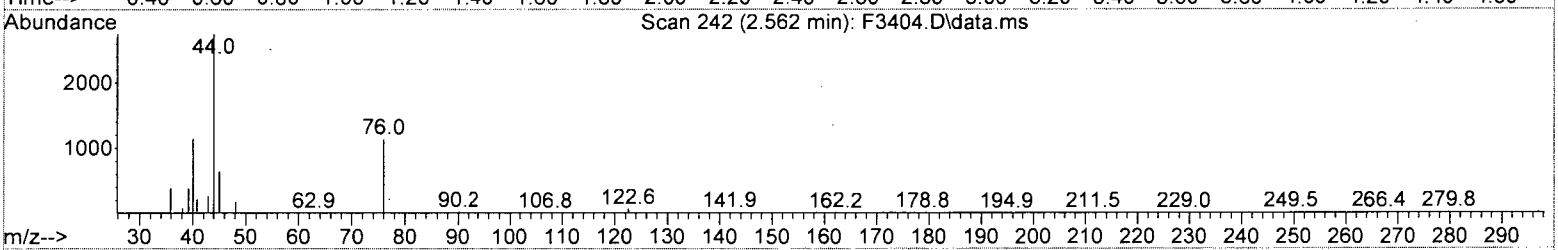



TIC: F3404.D\data.ms

(18) Carbon Disulfide (P)

2.562min (-0.000) 0.17 ug/L

response 2468

Ion	Exp%	Act%
76.00	100	100
78.00	9.40	2.46
76.90	2.70	0.00
0.00	0.00	0.00

Quantitation Report (Qedit)

Data Path : I:\ACQUDATA\msvoa10\data\102315\
Data File : F3404.D
Acq On : 23 Oct 2015 8:36 pm
Operator : F. Naegler
Sample : R1509047-019|10.0 Inst : MSVOA10
Misc : CBI 13429 T4
ALS Vial : 23 Sample Multiplier: 1

Quant Time: Oct 23 20:51:08 2015
Quant Method : I:\ACQUDATA\MSVOA10\METHODS\W101915.M
Quant Title : MS#10 - 8260B WATERS 10mL Purge
QLast Update : Tue Oct 20 12:01:30 2015
Response via : Initial Calibration

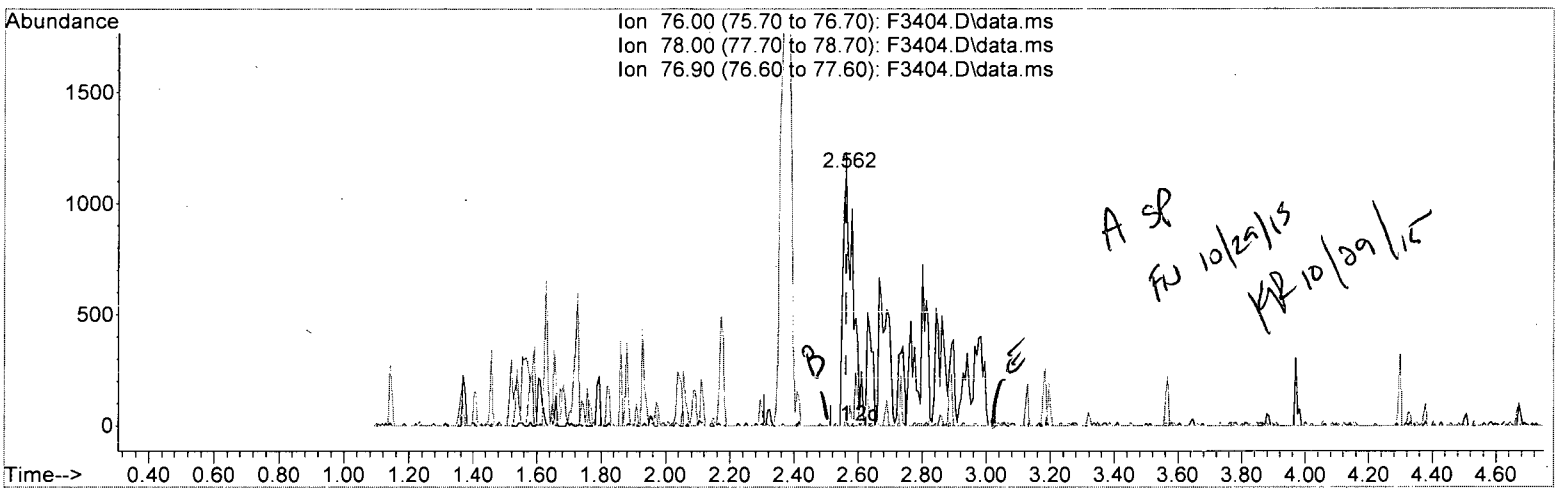

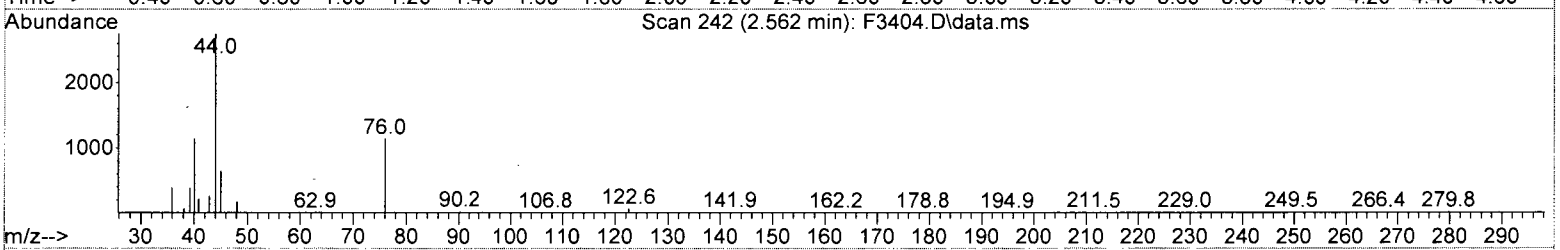



TIC: F3404.D\data.ms

(18) Carbon Disulfide (P)

2.562min (-0.000) 0.60 ug/L m

response 8822

Ion	Exp%	Act%
76.00	100	100
78.00	9.40	1.49
76.90	2.70	0.00
0.00	0.00	0.00

Data Path : I:\ACQUDATA\msvoa10\data\102315\
Data File : F3404.D
Acq On : 23 Oct 2015 8:36 pm
Operator : F. Naegler
Sample : R1509047-019|10.0 Inst : MSVOA10
Misc : CBI 13429 T4
ALS Vial : 23 Sample Multiplier: 1

Quant Time: Oct 23 20:51:08 2015
Quant Method : I:\ACQUDATA\MSVOA10\METHODS\W101915.M
Quant Title : MS#10 - 8260B WATERS 10mL Purge
QLast Update : Tue Oct 20 12:01:30 2015
Response via : Initial Calibration

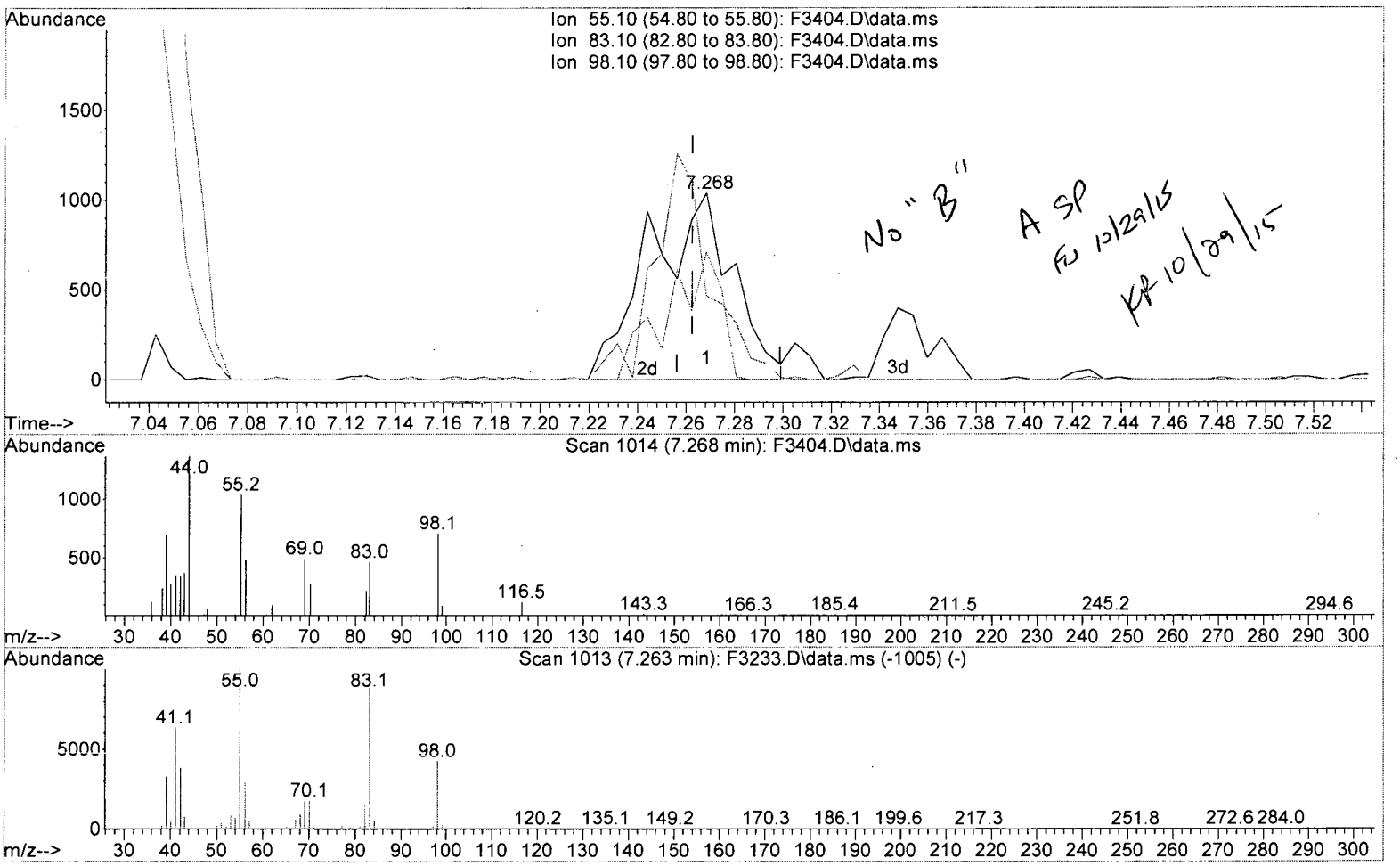

No "B"
A SP
FU 10/29/15
KP 10/29/15

TIC: F3404.D\data.ms

(54) Methylcyclohexane (P)

7.268min (+0.006) 0.23 ug/L m

response 2488

Ion	Exp%	Act%
55.10	100	100
83.10	89.20	44.59#
98.10	42.10	68.05#
0.00	0.00	0.00

Quantitation Report (QT Reviewed)

Data Path : I:\ACQUDATA\msvoa10\data\102315\
Data File : F3404.D
Acq On : 23 Oct 2015 8:36 pm
Operator : F. Naegler
Sample : R1509047-019|10.0 Inst : MSVOA10
Misc : CBI 13429 T4
ALS Vial : 23 Sample Multiplier: 1

Quant Time: Oct 29 13:36:47 2015
Quant Method : I:\ACQUDATA\MSVOA10\METHODS\W101915.M
Quant Title : MS#10 - 8260B WATERS 10mL Purge
QLast Update : Tue Oct 20 12:01:30 2015
Response via : Initial Calibration

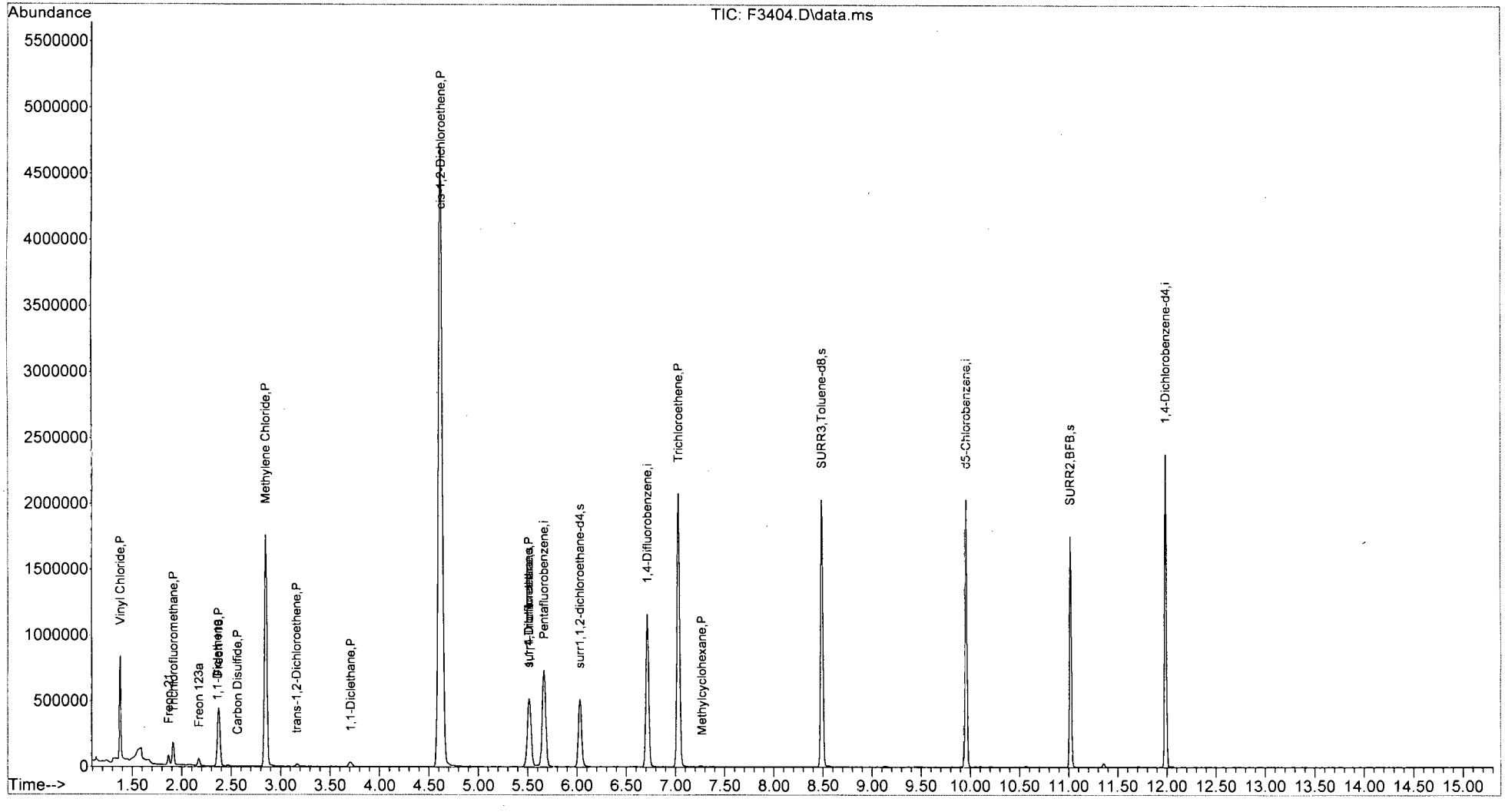

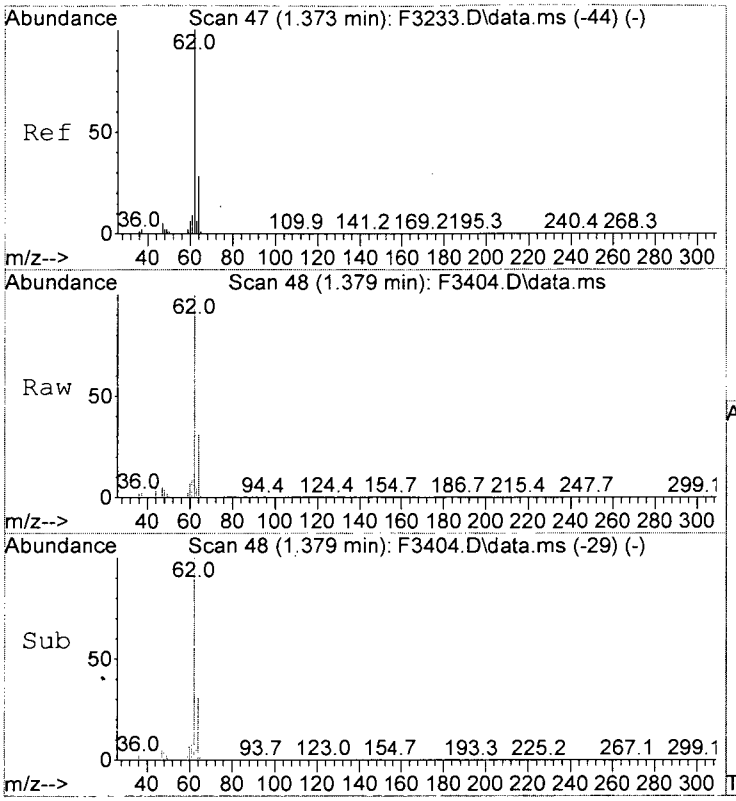

#4
Vinyl Chloride
Concen: 42.05 ug/L
RT: 1.379 min Scan# 48
Delta R.T. -0.000 min
Lab File: F3404.D
Acq: 23 Oct 2015 8:36 pm

Tgt Ion: 62 Resp: 440179

Ion	Ratio	Lower	Upper
62	100		
64	31.2	8.4	48.4

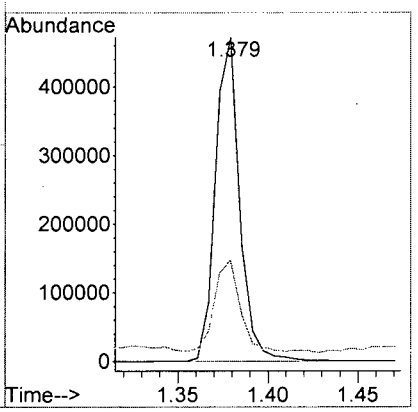

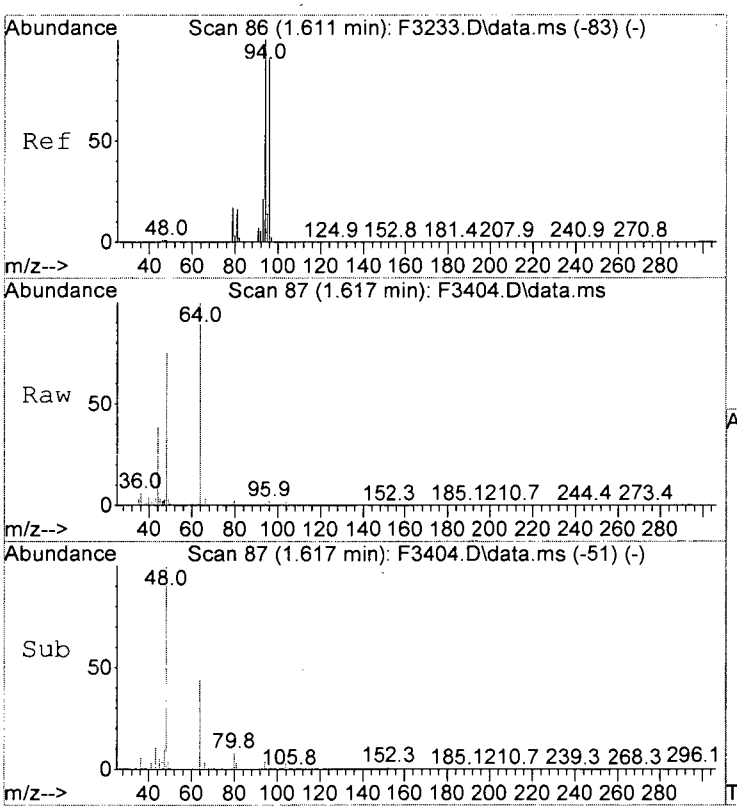

#5
Bromomethane
Concen: Below Cal
RT: 1.617 min Scan# 87
Delta R.T. -0.006 min
Lab File: F3404.D
Acq: 23 Oct 2015 8:36 pm

Tgt Ion: 94 Resp: 260

Ion	Ratio	Lower	Upper
94	100		
96	136.6	71.0	111.0#

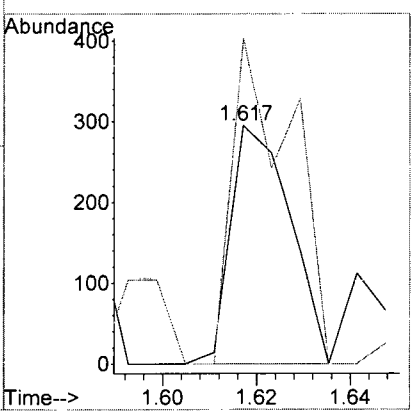

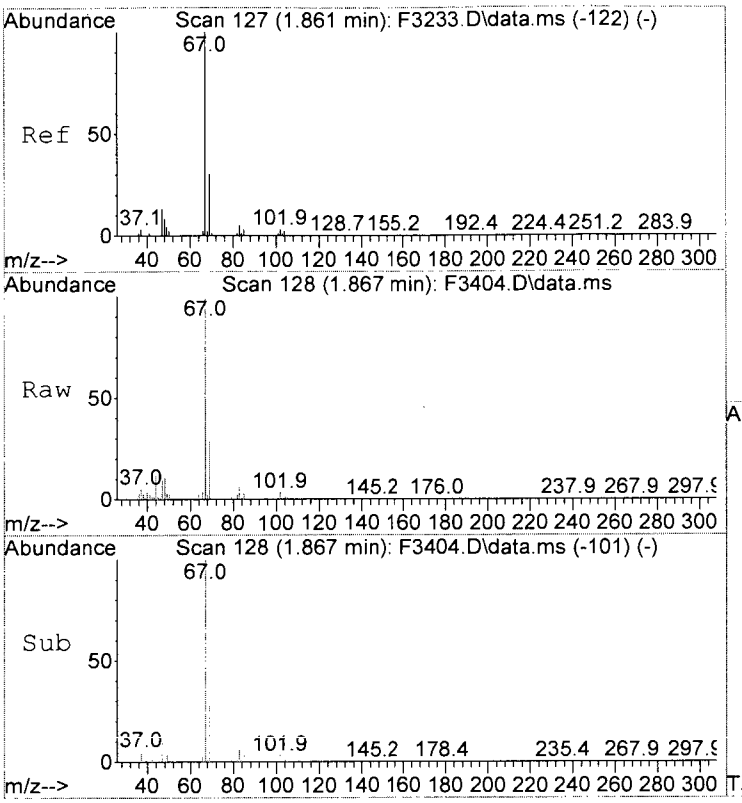

#7
Freon 21
Concen: 3.92 ug/L
RT: 1.867 min Scan# 128
Delta R.T. -0.000 min
Lab File: F3404.D
Acq: 23 Oct 2015 8:36 pm

Tgt Ion: 67 Resp: 47378

Ion	Ratio	Lower	Upper
67	100		
69	29.1	9.8	49.8

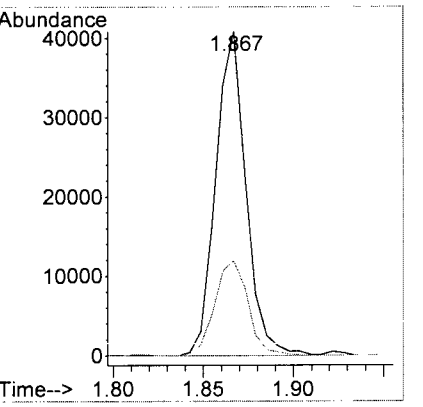

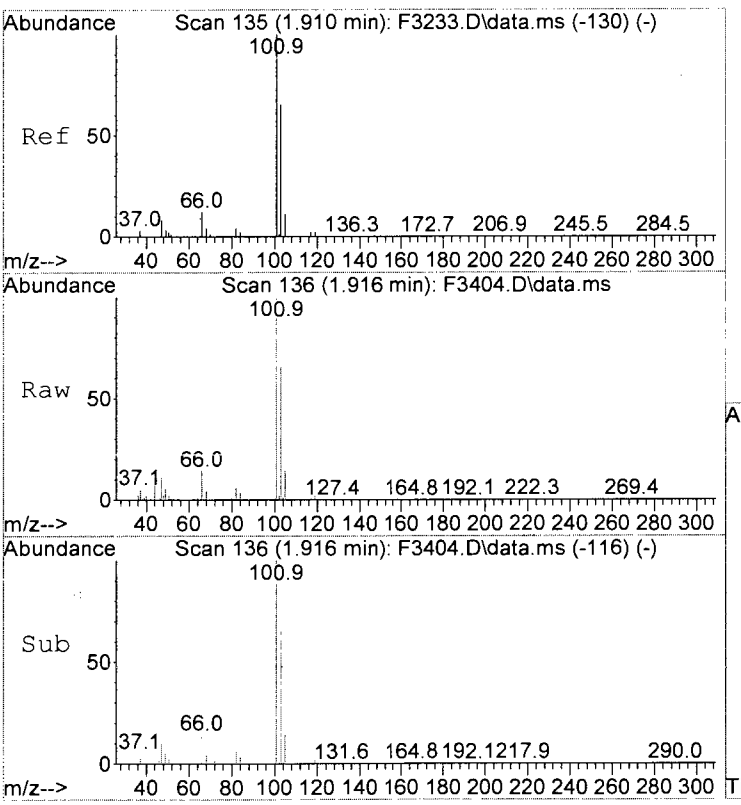

#8
Trichlorofluoromethane
Concen: 10.65 ug/L
RT: 1.916 min Scan# 136
Delta R.T. -0.000 min
Lab File: F3404.D
Acq: 23 Oct 2015 8:36 pm

Tgt Ion:101 Resp: 95670

Ion	Ratio	Lower	Upper
101	100		
103	65.6	44.4	84.4
66	13.7	0.0	32.9

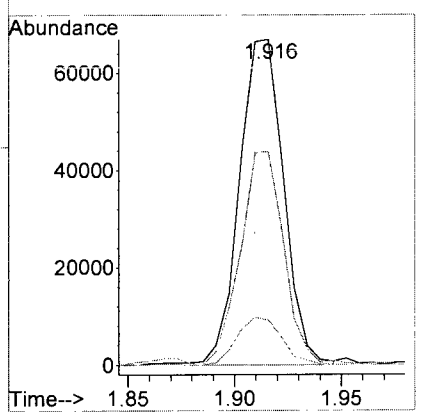

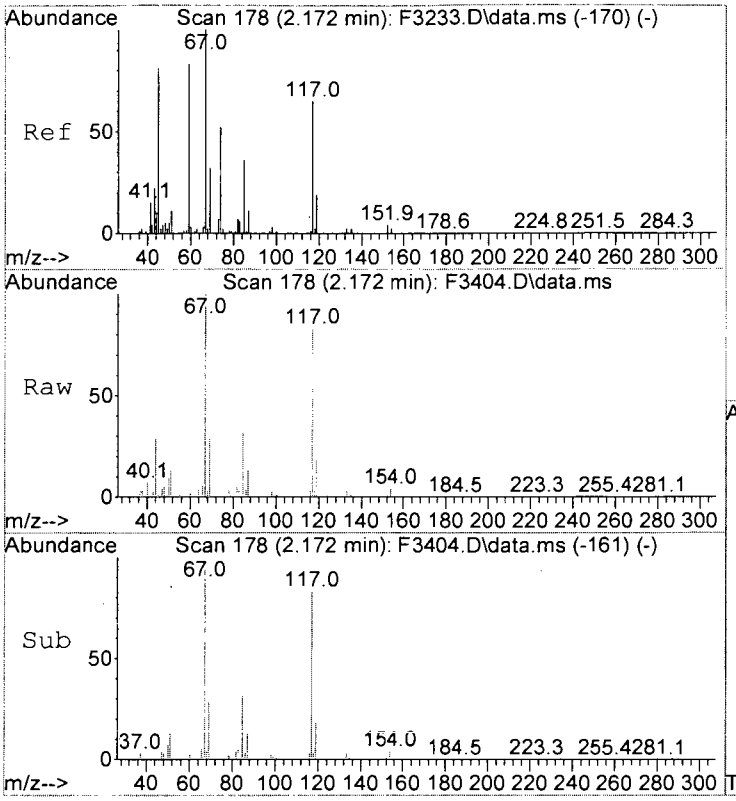

#10
Freon 123a
Concen: 3.02 ug/L
RT: 2.172 min Scan# 178
Delta R.T. -0.006 min
Lab File: F3404.D
Acq: 23 Oct 2015 8:36 pm

Tgt Ion: 67 Resp: 22579

Ion	Ratio	Lower	Upper
67	100		
117	82.9	46.0	86.0

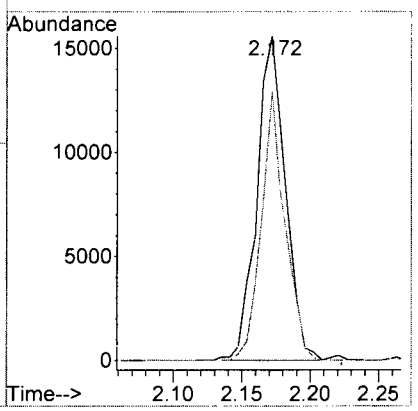

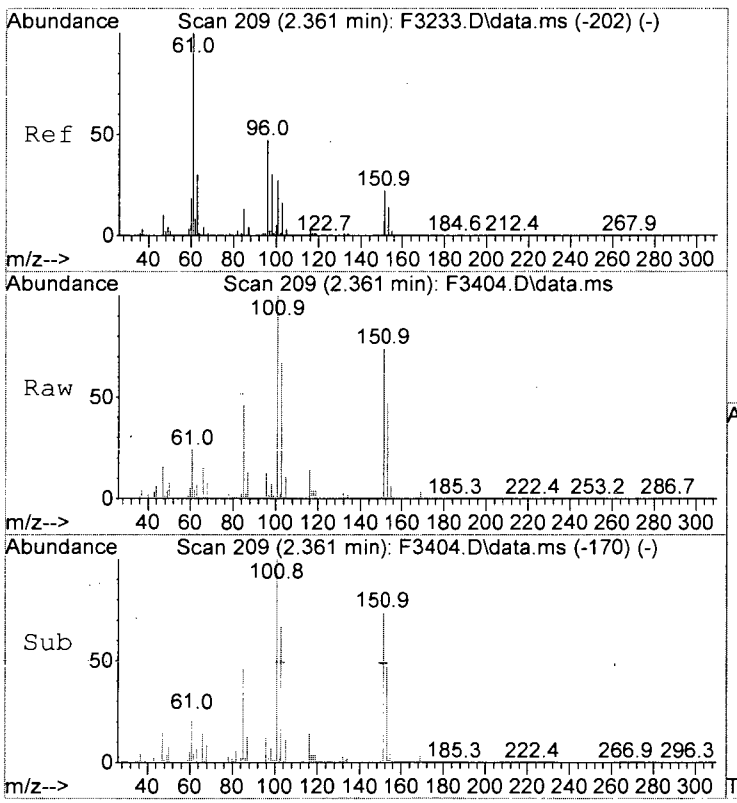

#13
1,1-Diclethene
Concen: 1.74 ug/L
RT: 2.361 min Scan# 209
Delta R.T. -0.012 min
Lab File: F3404.D
Acq: 23 Oct 2015 8:36 pm

Tgt Ion: 96 Resp: 8692

Ion	Ratio	Lower	Upper
96	100		
98	58.1	44.2	84.2
61	193.8	192.7	232.7

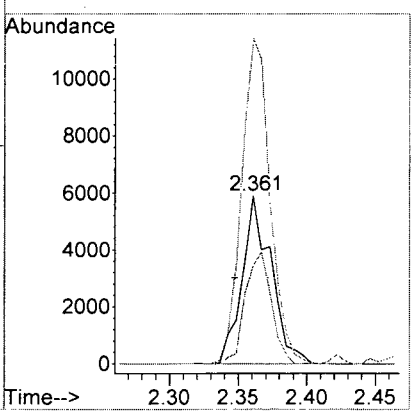

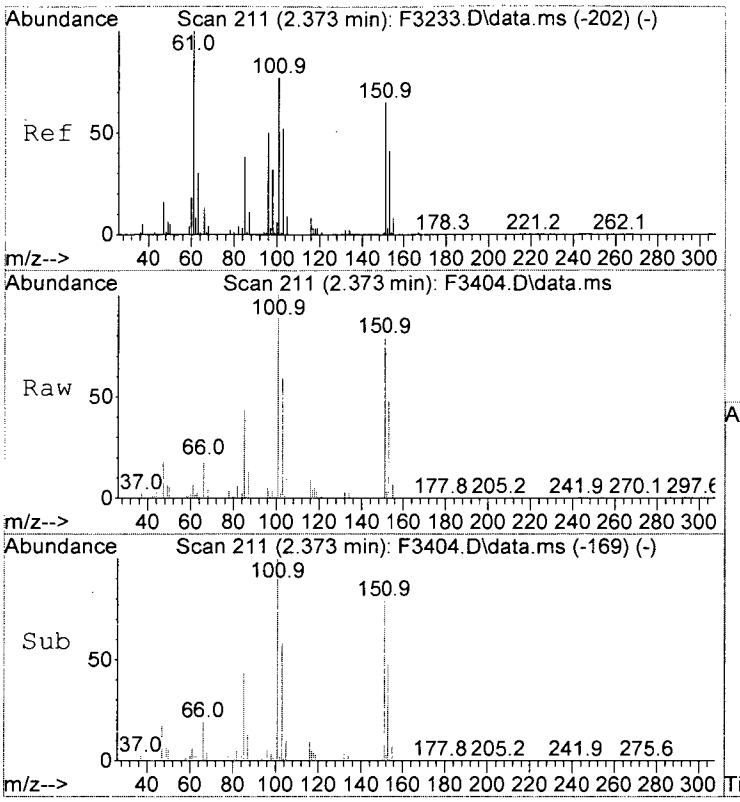

#14
Freon 113
Concen: 28.48 ug/L
RT: 2.373 min Scan# 211
Delta R.T. -0.000 min
Lab File: F3404.D
Acq: 23 Oct 2015 8:36 pm

Tgt Ion:101 Resp: 158500

Ion	Ratio	Lower	Upper
101	100		
151	79.4	64.5	104.5

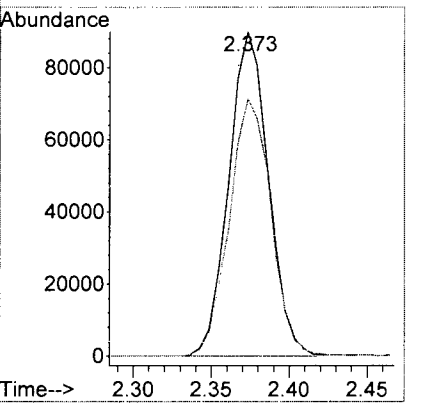

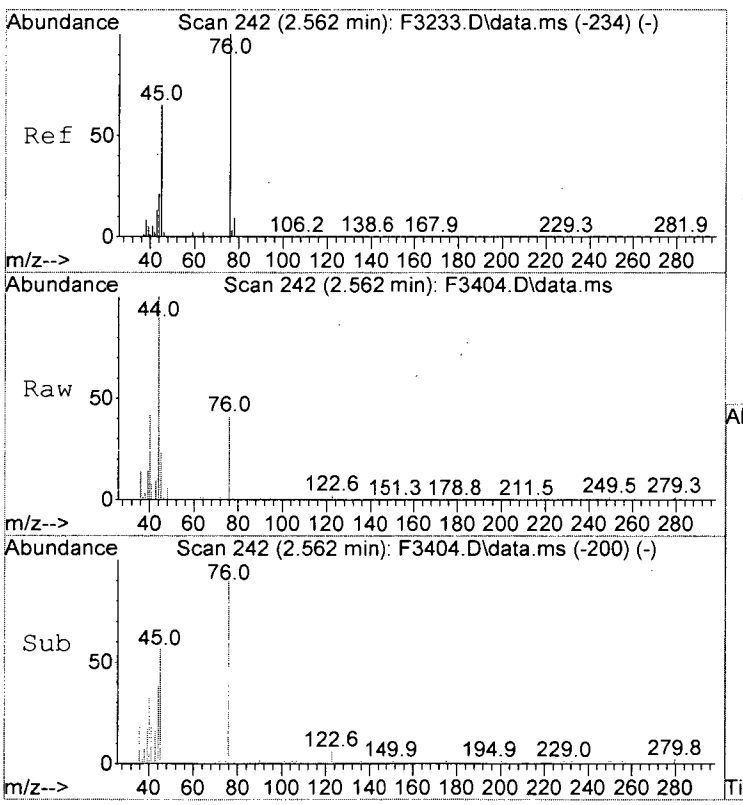

#18
Carbon Disulfide
Concen: 0.60 ug/L m
RT: 2.562 min Scan# 242
Delta R.T. -0.000 min
Lab File: F3404.D
Acq: 23 Oct 2015 8:36 pm

Tgt Ion: 76 Resp: 8822

Ion	Ratio	Lower	Upper
76	100		
78	1.5	0.0	29.4
77	0.0	0.0	22.7

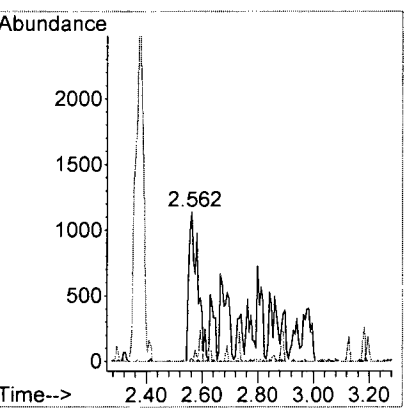

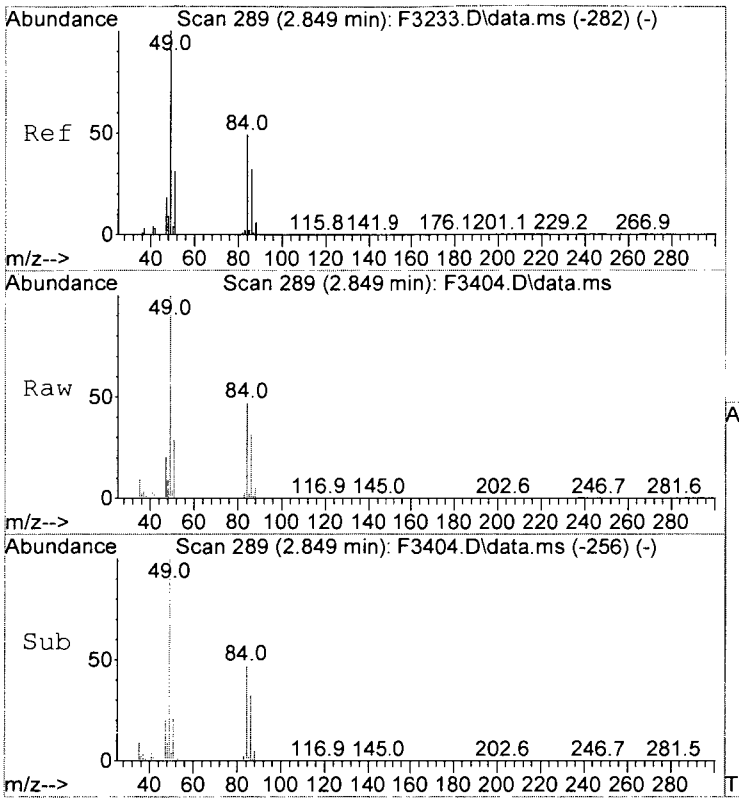

#22
Methylene Chloride
Concen: 78.21 ug/L
RT: 2.849 min Scan# 289
Delta R.T. -0.000 min
Lab File: F3404.D
Acq: 23 Oct 2015 8:36 pm

Tgt Ion: 84 Resp: 509553

Ion	Ratio	Lower	Upper
84	100		
86	67.9	46.0	86.0
49	212.9	186.0	226.0
51	62.6	43.6	83.6

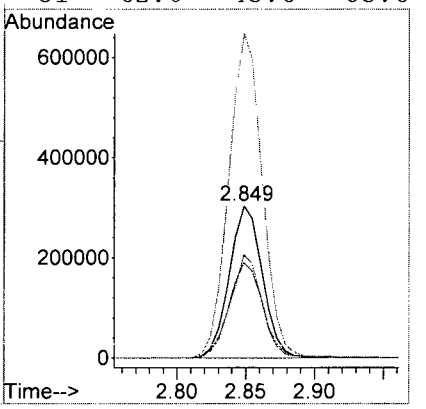

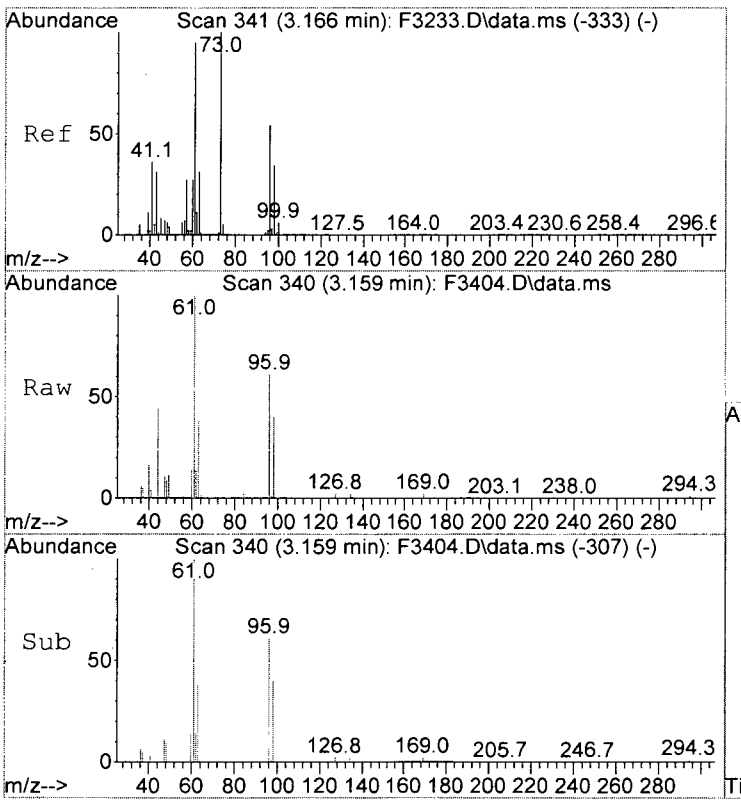

#26
trans-1,2-Dichloroethene
Concen: 0.83 ug/L
RT: 3.159 min Scan# 340
Delta R.T. -0.006 min
Lab File: F3404.D
Acq: 23 Oct 2015 8:36 pm

Tgt Ion: 96 Resp: 4675

Ion	Ratio	Lower	Upper
96	100		
98	65.7	42.3	82.3
61	163.6	155.3	195.3

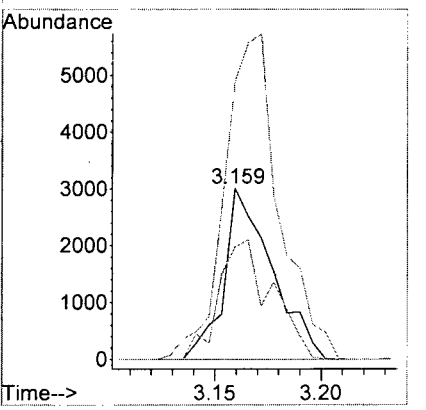

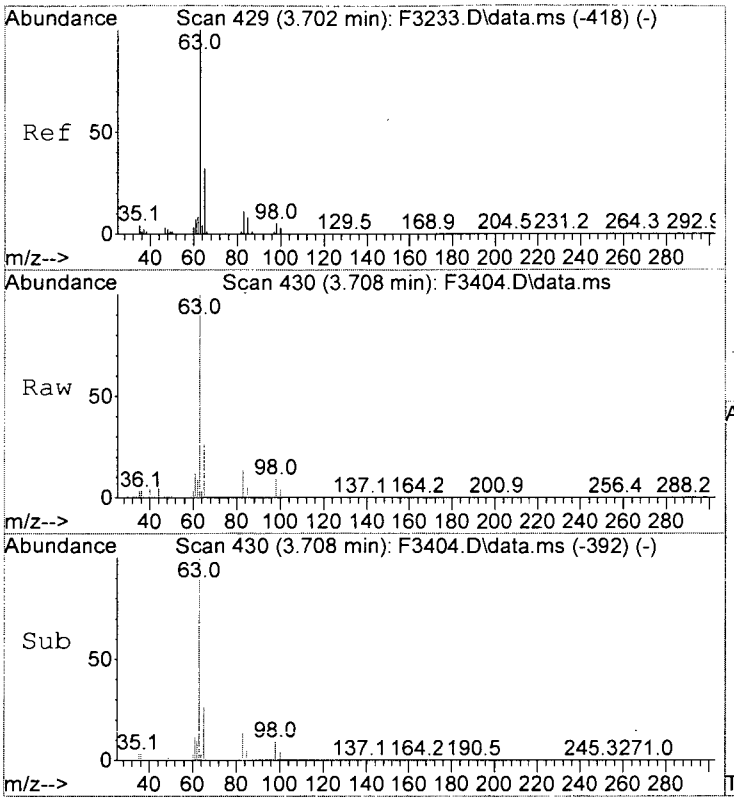

#27
1,1-Diclethane
Concen: 3.32 ug/L
RT: 3.708 min Scan# 430
Delta R.T. 0.006 min
Lab File: F3404.D
Acq: 23 Oct 2015 8:36 pm

Tgt Ion: 63 Resp: 38845

Ion	Ratio	Lower	Upper
63	100		
65	25.9	11.7	51.7
83	14.4	0.0	30.6

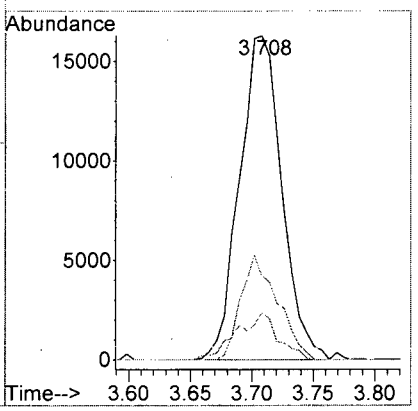

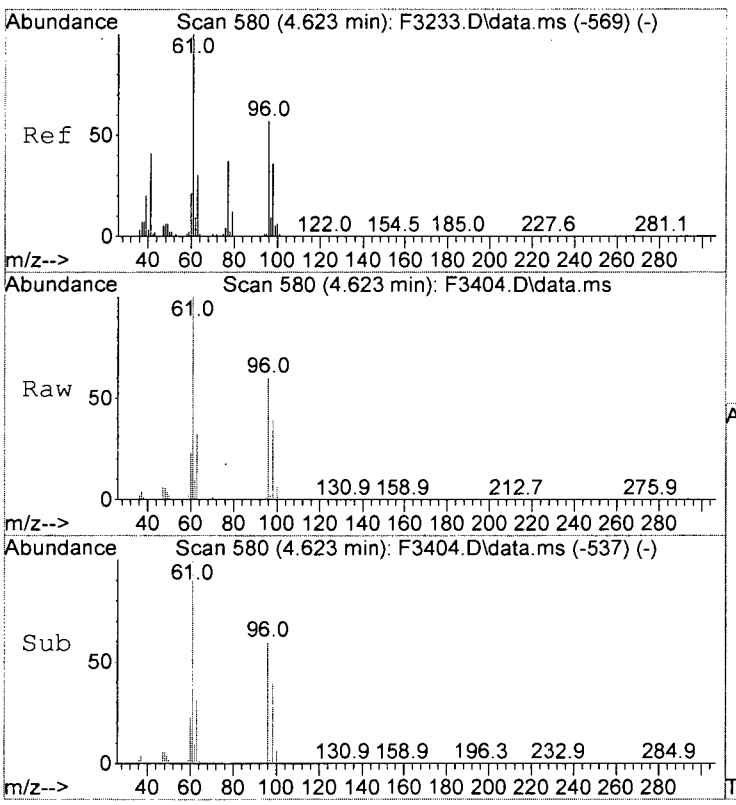

#33
cis-1,2-Dichloroethene
Concen: 397.54 ug/L
RT: 4.623 min Scan# 580
Delta R.T. 0.006 min
Lab File: F3404.D
Acq: 23 Oct 2015 8:36 pm

Tgt Ion: 96 Resp: 2521950

Ion	Ratio	Lower	Upper
96	100		
61	165.3	157.0	197.0

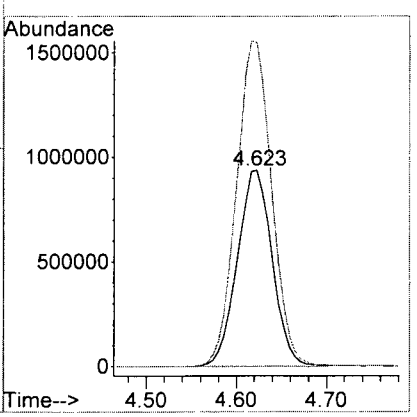

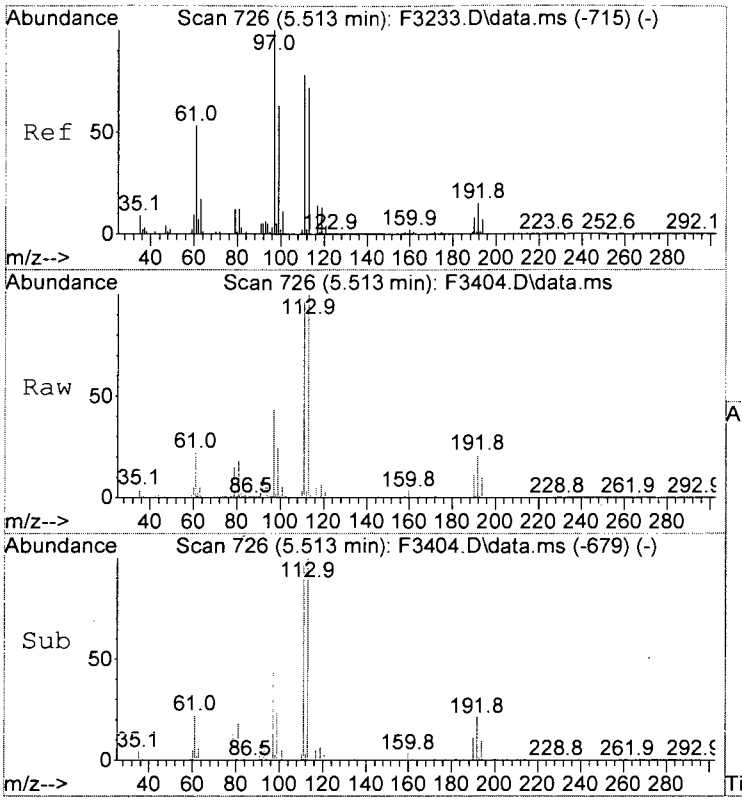

#40
1,1,1-Trichloroethane
Concen: 16.37 ug/L
RT: 5.513 min Scan# 726
Delta R.T. 0.006 min
Lab File: F3404.D
Acq: 23 Oct 2015 8:36 pm

Tgt Ion: 97 Resp: 130014

Ion	Ratio	Lower	Upper
97	100		
99	55.4	42.8	82.8
61	52.4	33.4	73.4

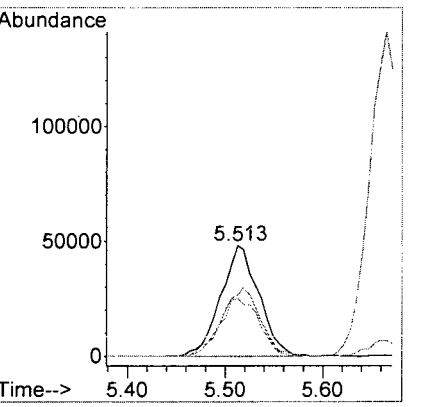

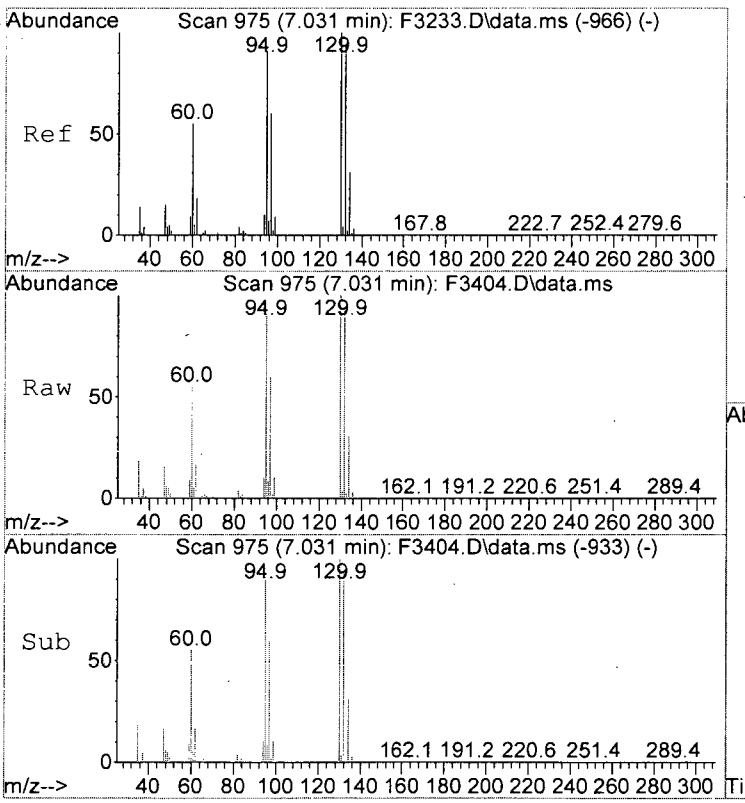

#53
Trichloroethene
Concen: 107.43 ug/L
RT: 7.031 min Scan# 975
Delta R.T. 0.006 min
Lab File: F3404.D
Acq: 23 Oct 2015 8:36 pm

Tgt Ion:130 Resp: 669568

Ion	Ratio	Lower	Upper
130	100		
132	93.1	74.1	114.1
95	90.9	70.9	110.9
97	60.2	39.7	79.7

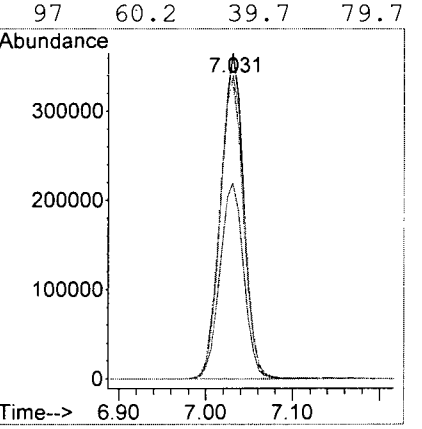

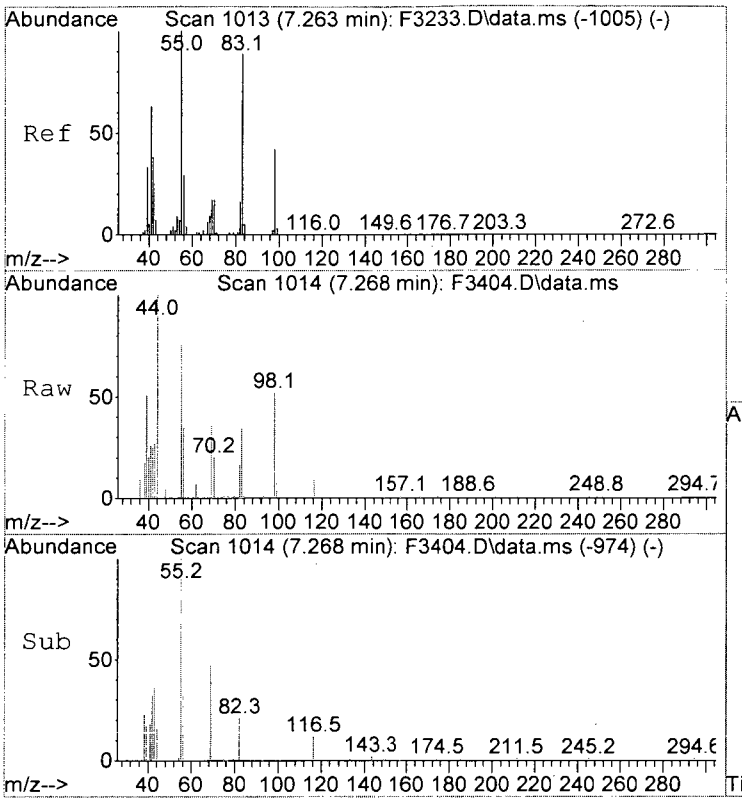

#54
Methylcyclohexane
Concen: 0.23 ug/L m
RT: 7.268 min Scan# 1014
Delta R.T. 0.006 min
Lab File: F3404.D
Acq: 23 Oct 2015 8:36 pm

Tgt Ion: 55 Resp: 2488

Ion	Ratio	Lower	Upper
55	100		
83	44.6	69.2	109.2#
98	68.1	22.1	62.1#

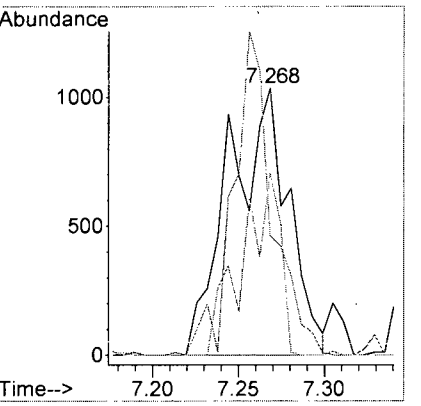

ALS Group USA, Corp. dba ALS Environmental

Analytical Report

Client:	CB&I	**Service Request:**	R1509047
Project:	Textron Wheatfield/Annual Groundwater	**Date Collected:**	10/22/15 0855
Sample Matrix:	Water	**Date Received:**	10/22/15
		Date Analyzed:	10/26/15 20:22
Sample Name:	BAT-DW-11-151022	**Units:**	µg/L
Lab Code:	R1509047-019	**Basis:**	NA
Run Type:	Dilution		

Volatile Organic Compounds by GC/MS

Analytical Method:	8260C	**Analysis Lot:**	468926
Prep Method:	EPA 5030C		
Data File Name:	I:\ACQUDATA\msvoa10\data\102615\F3464.D\	**Instrument Name:**	R-MS-10
		Dilution Factor:	50

CAS No.	Analyte Name	Result	Q	MRL	MDL	Note
74-87-3	Chloromethane	50	U	50	11	
75-01-4	Vinyl Chloride	**430**	D	50	16	
75-00-3	Chloroethane	50	U	50	12	
74-83-9	Bromomethane	50	U	50	15	
75-35-4	1,1-Dichloroethene	50	U	50	29	
67-64-1	Acetone	250	U	250	62	
75-15-0	Carbon Disulfide	50	U	50	11	
75-09-2	Methylene Chloride	**770**	D	50	30	
156-60-5	trans-1,2-Dichloroethene	50	U	50	17	
75-34-3	1,1-Dichloroethane	**33**	DJ	50	10	
156-59-2	cis-1,2-Dichloroethene	**3900**	D	50	15	
78-93-3	2-Butanone (MEK)	250	U	250	41	
67-66-3	Chloroform	50	U	50	13	
71-55-6	1,1,1-Trichloroethane	**160**	D	50	18	
56-23-5	Carbon Tetrachloride	50	U	50	23	
71-43-2	Benzene	50	U	50	10	
107-06-2	1,2-Dichloroethane	50	U	50	18	
79-01-6	Trichloroethene	**1000**	D	50	11	
78-87-5	1,2-Dichloropropane	50	U	50	10	
75-27-4	Bromodichloromethane	50	U	50	16	
10061-01-5	cis-1,3-Dichloropropene	50	U	50	12	
108-10-1	4-Methyl-2-pentanone (MIBK)	250	U	250	34	
108-88-3	Toluene	50	U	50	10	
10061-02-6	trans-1,3-Dichloropropene	50	U	50	10	
79-00-5	1,1,2-Trichloroethane	50	U	50	17	
127-18-4	Tetrachloroethene	50	U	50	15	
591-78-6	2-Hexanone	250	U	250	83	
124-48-1	Dibromochloromethane	50	U	50	16	
108-90-7	Chlorobenzene	50	U	50	15	
100-41-4	Ethylbenzene	50	U	50	10	
179601-23-1	m,p-Xylenes	100	U	100	17	
95-47-6	o-Xylene	50	U	50	10	
100-42-5	Styrene	50	U	50	10	
75-25-2	Bromoform	50	U	50	21	
79-34-5	1,1,2,2-Tetrachloroethane	50	U	50	13	

ALS Group USA, Corp. dba ALS Environmental

Analytical Report

Client:	CB&I	**Service Request:**	R1509047
Project:	Textron Wheatfield/Annual Groundwater	**Date Collected:**	10/22/15 0855
Sample Matrix:	Water	**Date Received:**	10/22/15
		Date Analyzed:	10/26/15 20:22
Sample Name:	BAT-DW-11-151022	**Units:**	µg/L
Lab Code:	R1509047-019	**Basis:**	NA
Run Type:	Dilution		

Volatile Organic Compounds by GC/MS

Analytical Method:	8260C	**Analysis Lot:**	468926
Prep Method:	EPA 5030C		
Data File Name:	I:\ACQUDATA\msvoa10\data\102615\F3464.D\	**Instrument Name:**	R-MS-10
		Dilution Factor:	50

CAS No.	Analyte Name	Result	Q	MRL	MDL	Note

Surrogate Name	%Rec	Control Limits	Date Analyzed	Q
4-Bromofluorobenzene	99	85-122	10/26/15 20:22	
Toluene-d8	102	87-121	10/26/15 20:22	
Dibromofluoromethane	98	89-119	10/26/15 20:22	

Quantitation Report (QT Reviewed)

Data Path : I:\ACQUDATA\msvoa10\data\102615\
Data File : F3464.D
Acq On : 26 Oct 2015 8:22 pm
Operator : F. Naegler
Sample : R1509047-019|50.0 Inst : MSVOA10
Misc : CBI 13429 T4
ALS Vial : 22 Sample Multiplier: 1

DL

Quant Time: Oct 30 11:58:00 2015
Quant Method : I:\ACQUDATA\MSVOA10\METHODS\W101915.M
Quant Title : MS#10 - 8260B WATERS 10mL Purge
QLast Update : Tue Oct 20 12:01:30 2015
Response via : Initial Calibration

FV 12/30/15

Compound	R.T.	QIon	Response	Conc	Units		Dev(Min)
Internal Standards							
1) Pentafluorobenzene	5.665	168	644976	50.00	ug/L		0.00
41) 1,4-Difluorobenzene	6.714	114	949822	50.00	ug/L		0.00
70) d5-Chlorobenzene	9.957	117	841357	50.00	ug/L		0.00
90) 1,4-Dichlorobenzene-d4	11.987	152	449071	50.00	ug/L		0.00
System Monitoring Compounds							
43) surr4,Dibrflmethane	5.519	113	286218	49.12	ug/L		0.00
Spiked Amount 50.000	Range 89 - 119		Recovery = 98.24%				
46) surr1,1,2-dichloroetha...	6.031	65	411553	52.52	ug/L		0.00
Spiked Amount 50.000	Range 73 - 125		Recovery = 105.04%				
64) SURR3,Toluene-d8	8.488	98	1101790	50.91	ug/L		0.00
Spiked Amount 50.000	Range 87 - 121		Recovery = 101.82%				
69) SURR2,BFB	11.018	95	426574	49.36	ug/L		0.00
Spiked Amount 50.000	Range 85 - 122		Recovery = 98.72%				
Target Compounds							Qvalue
4) Vinyl Chloride	1.379	62	93275	8.66	ug/L		97
5) Bromomethane	1.629	94	538	Below Cal		#	4
7) Freon 21	1.861	67	10110	0.81	ug/L		95
8) Trichlorofluoromethane	1.910	101	21882	2.37	ug/L		95
10) Freon 123a	2.166	67	5224	0.68	ug/L	#	59
13) 1,1-Diclethene	2.361	96	1504	0.29	ug/L	#	65
14) Freon 113	2.373	101	34240	5.98	ug/L		82
22) Methylene Chloride	2.849	84	103599	15.45	ug/L		92
26) trans-1,2-Dichloroethene	3.166	96	1773	0.31	ug/L	#	69
27) 1,1-Diclethane	3.708	63	7898	0.66	ug/L		89
33) cis-1,2-Dichloroethene	4.623	96	506026	77.52	ug/L		99
40) 1,1,1-Trichloroethane	5.513	97	26493	3.24	ug/L		96
53) Trichloroethene	7.031	130	131444	20.19	ug/L		97

(#) = qualifier out of range (m) = manual integration (+) = signals summed

Quantitation Report (QT Reviewed)

Data Path : I:\ACQUDATA\msvoa10\data\102615\
Data File : F3464.D
Acq On : 26 Oct 2015 8:22 pm
Operator : F. Naegler
Sample : R1509047-019|50.0 Inst : MSVOA10
Misc : CBI 13429 T4
ALS Vial : 22 Sample Multiplier: 1

Quant Time: Oct 30 11:58:00 2015
Quant Method : I:\ACQUDATA\MSVOA10\METHODS\W101915.M
Quant Title : MS#10 - 8260B WATERS 10mL Purge
QLast Update : Tue Oct 20 12:01:30 2015
Response via : Initial Calibration

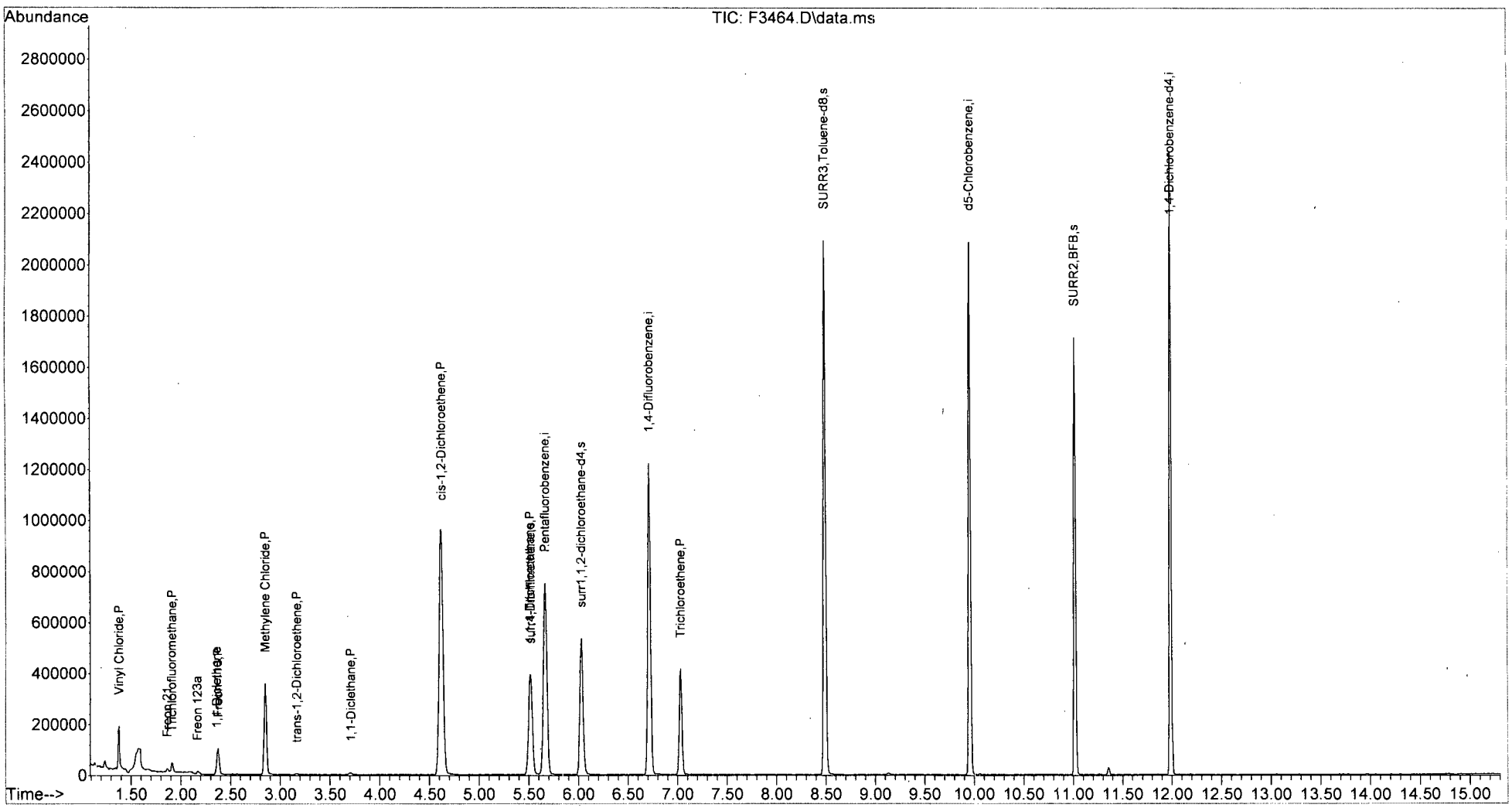

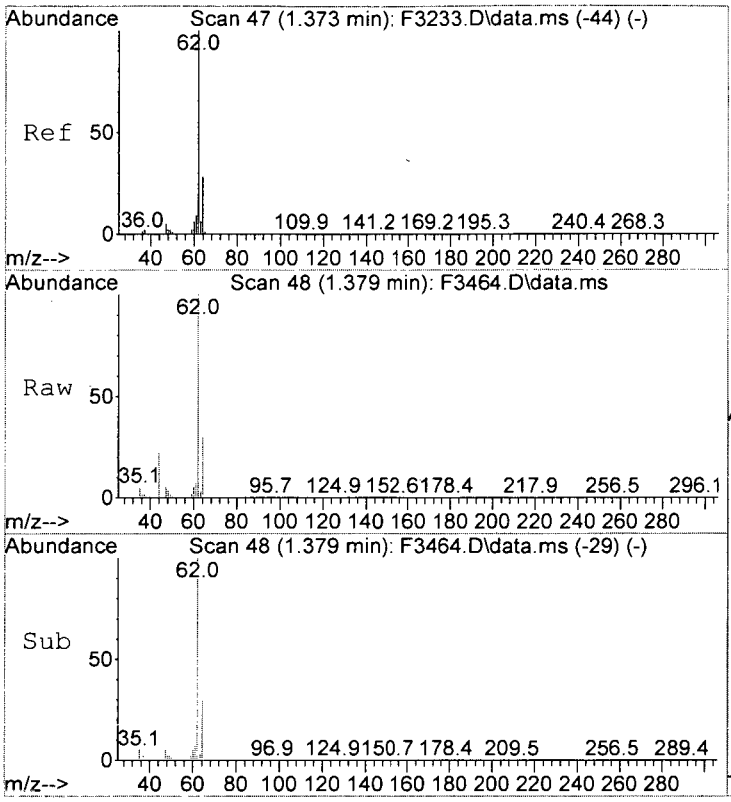

#4
Vinyl Chloride
Concen: 8.66 ug/L
RT: 1.379 min Scan# 48
Delta R.T. -0.000 min
Lab File: F3464.D
Acq: 26 Oct 2015 8:22 pm

Tgt Ion: 62 Resp: 93275

Ion	Ratio	Lower	Upper
62	100		
64	30.1	8.4	48.4

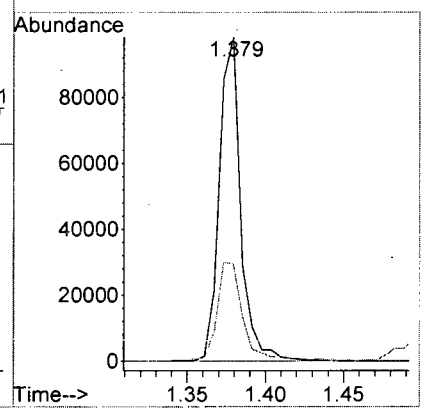

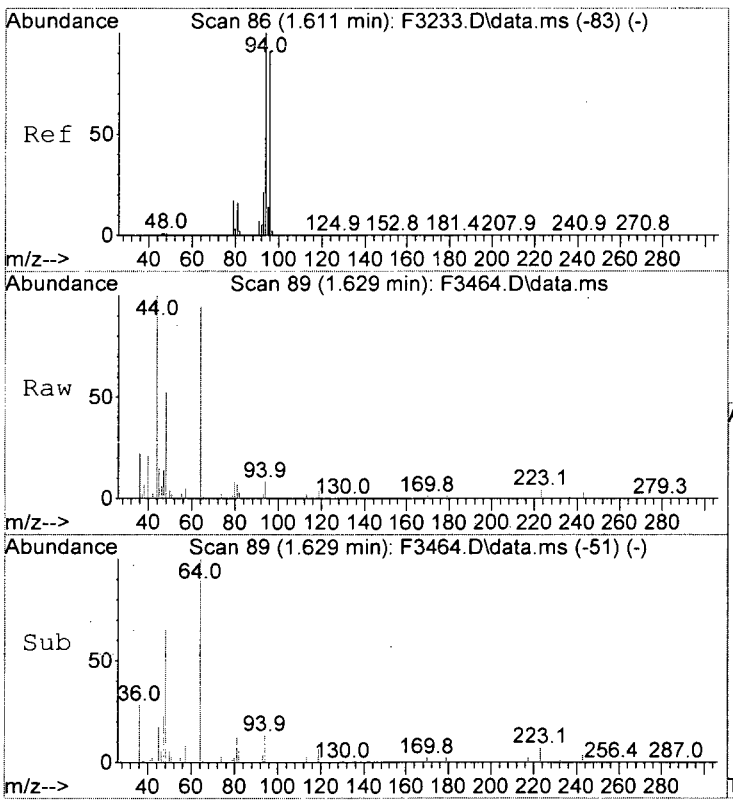

#5
Bromomethane
Concen: Below Cal
RT: 1.629 min Scan# 89
Delta R.T. 0.006 min
Lab File: F3464.D
Acq: 26 Oct 2015 8:22 pm

Tgt Ion: 94 Resp: 538

Ion	Ratio	Lower	Upper
94	100		
96	0.0	71.0	111.0#

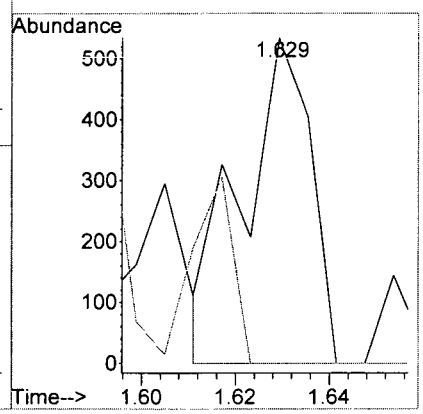

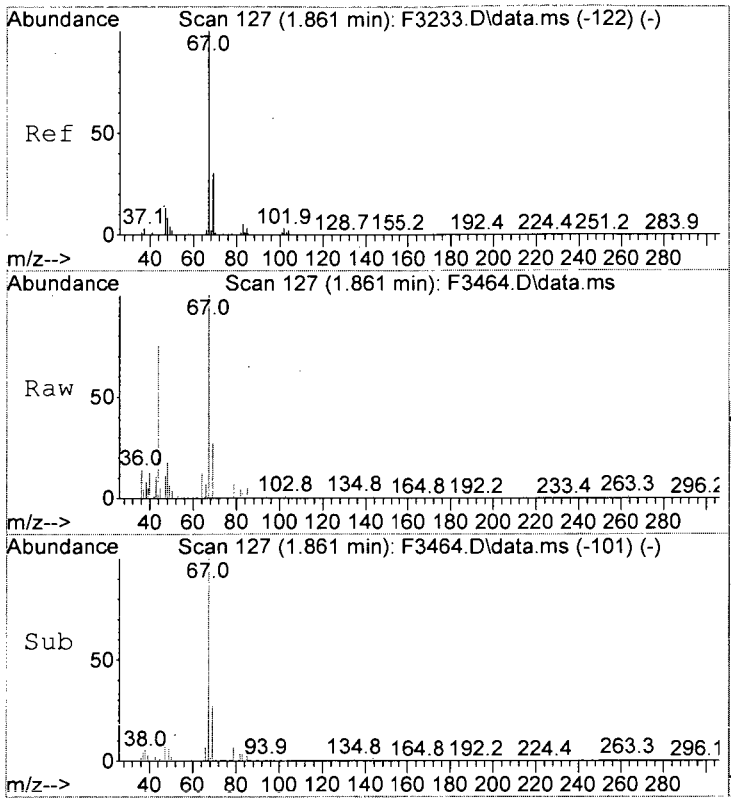

#7
Freon 21
Concen: 0.81 ug/L
RT: 1.861 min Scan# 127
Delta R.T. -0.006 min
Lab File: F3464.D
Acq: 26 Oct 2015 8:22 pm

Tgt Ion: 67 Resp: 10110

Ion	Ratio	Lower	Upper
67	100		
69	27.2	9.8	49.8

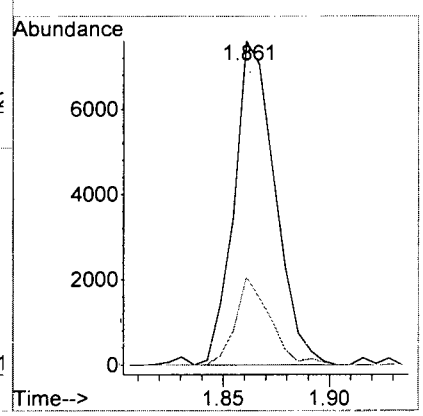

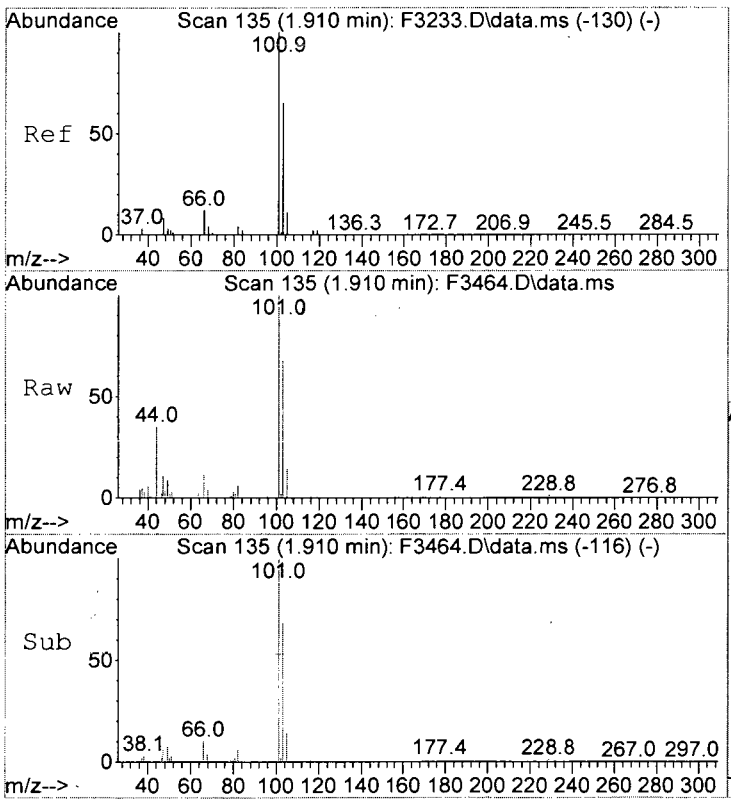

#8
Trichlorofluoromethane
Concen: 2.37 ug/L
RT: 1.910 min Scan# 135
Delta R.T. -0.006 min
Lab File: F3464.D
Acq: 26 Oct 2015 8:22 pm

Tgt Ion:101 Resp: 21882

Ion	Ratio	Lower	Upper
101	100		
103	68.2	44.4	84.4
66	10.7	0.0	32.9

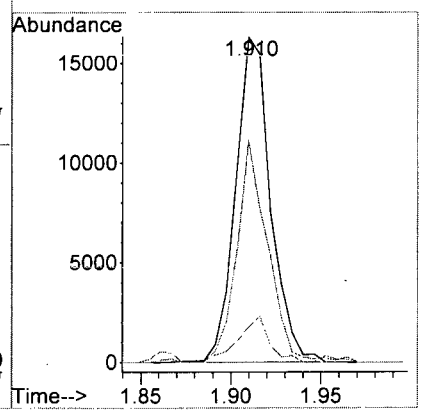

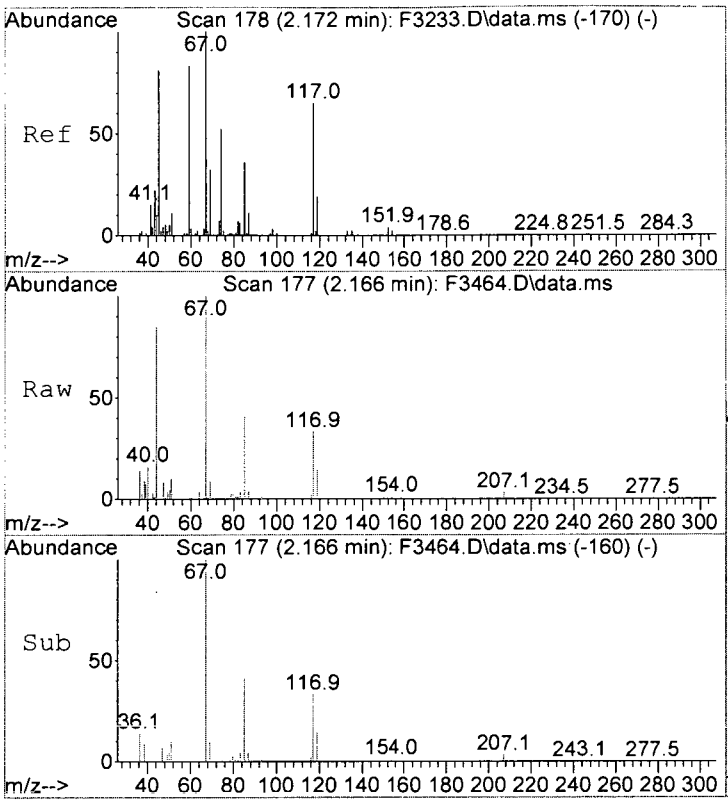

#10
Freon 123a
Concen: 0.68 ug/L
RT: 2.166 min Scan# 177
Delta R.T. -0.012 min
Lab File: F3464.D
Acq: 26 Oct 2015 8:22 pm

Tgt Ion: 67 Resp: 5224

Ion	Ratio	Lower	Upper
67	100		
117	33.5	46.0	86.0#

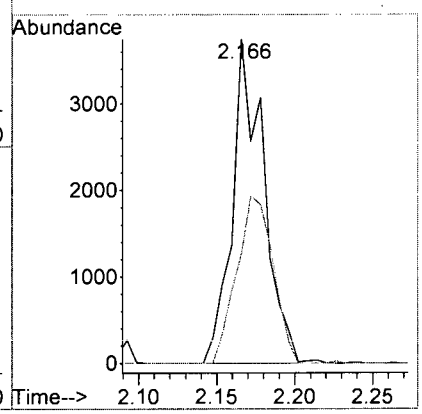

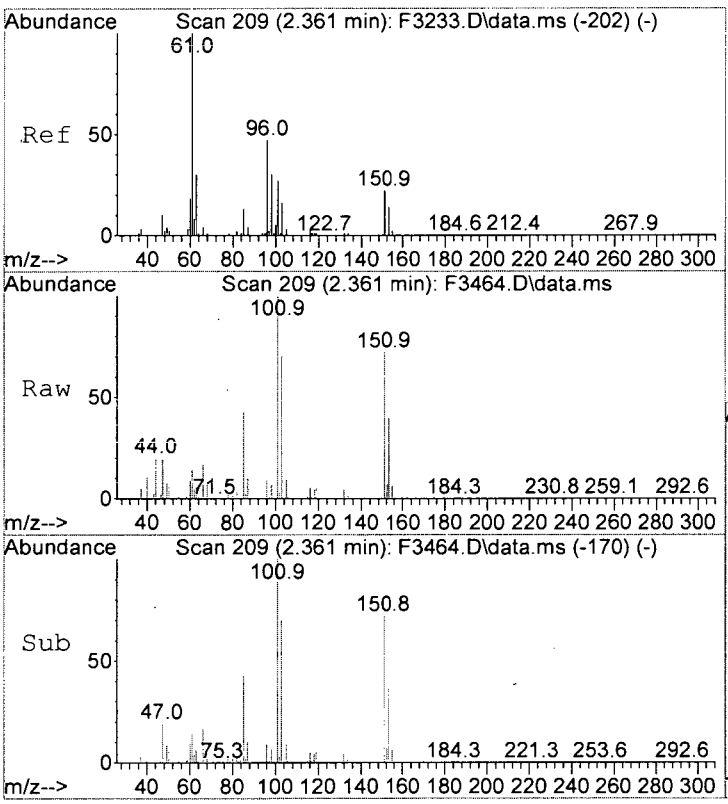

#13
1,1-Diclethene
Concen: 0.29 ug/L
RT: 2.361 min Scan# 209
Delta R.T. -0.012 min
Lab File: F3464.D
Acq: 26 Oct 2015 8:22 pm

Tgt Ion: 96 Resp: 1504

Ion	Ratio	Lower	Upper
96	100		
98	77.3	44.2	84.2
61	149.4	192.7	232.7#

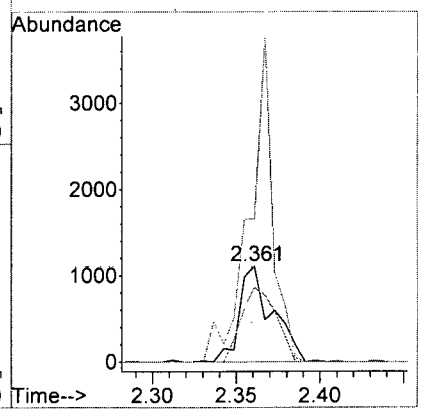

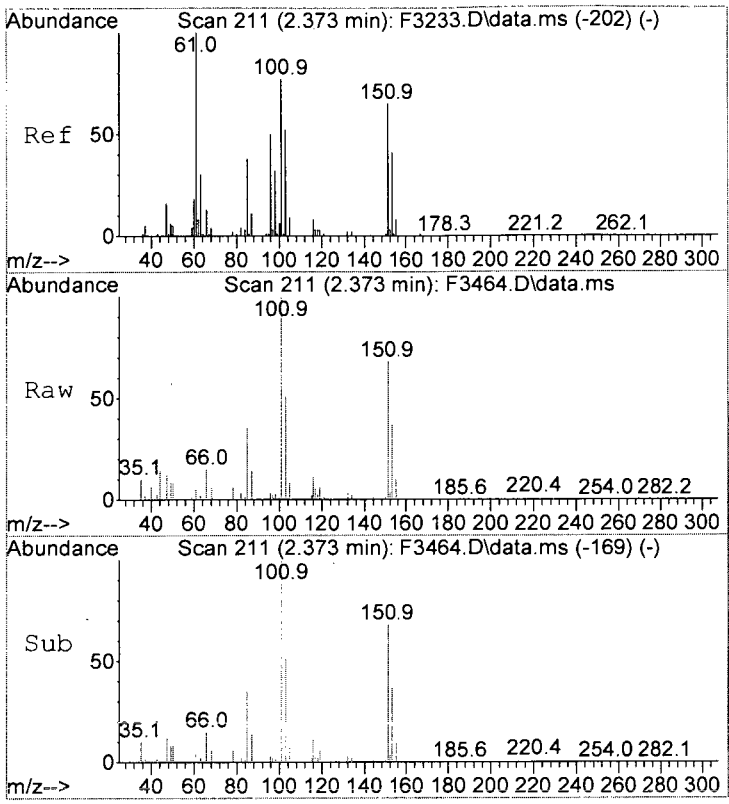

#14
Freon 113
Concen: 5.98 ug/L
RT: 2.373 min Scan# 211
Delta R.T. -0.000 min
Lab File: F3464.D
Acq: 26 Oct 2015 8:22 pm

Tgt Ion:101 Resp: 34240

Ion	Ratio	Lower	Upper
101	100		
151	67.9	64.5	104.5

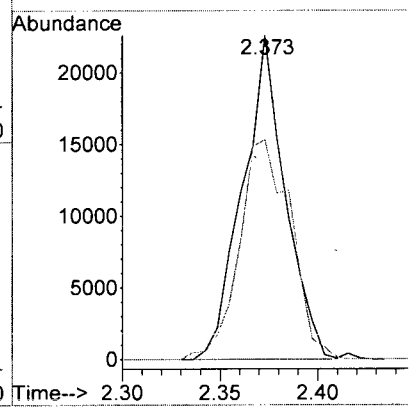

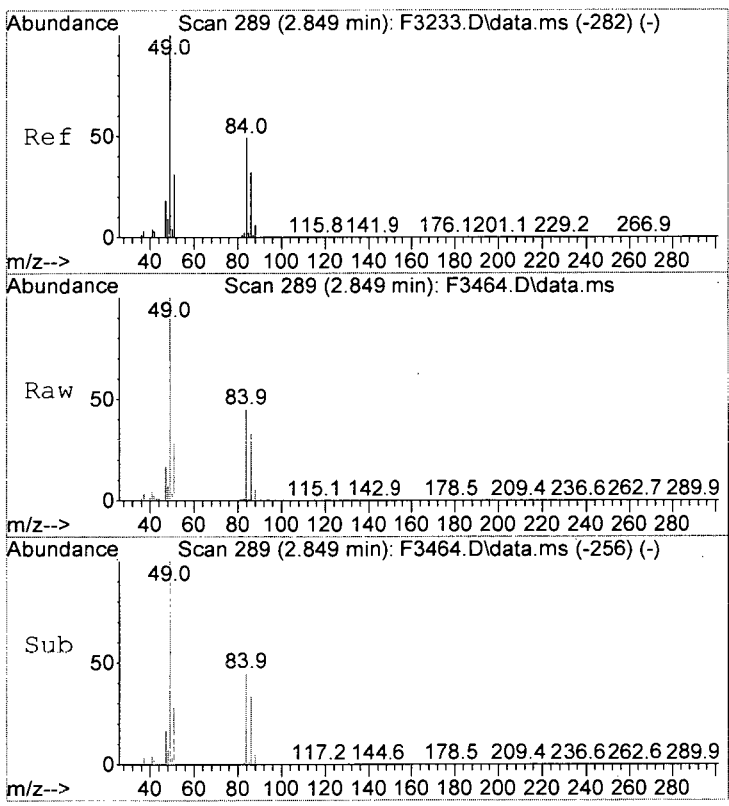

#22
Methylene Chloride
Concen: 15.45 ug/L
RT: 2.849 min Scan# 289
Delta R.T. -0.000 min
Lab File: F3464.D
Acq: 26 Oct 2015 8:22 pm

Tgt Ion: 84 Resp: 103599

Ion	Ratio	Lower	Upper
84	100		
86	72.6	46.0	86.0
49	222.1	186.0	226.0
51	62.5	43.6	83.6

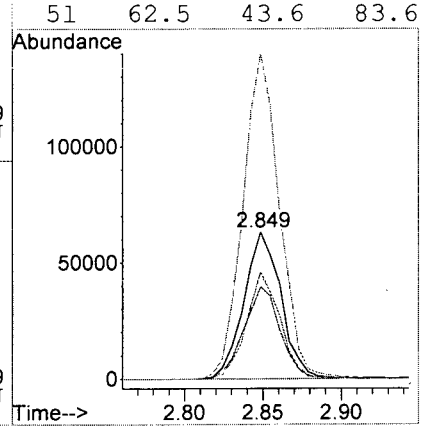

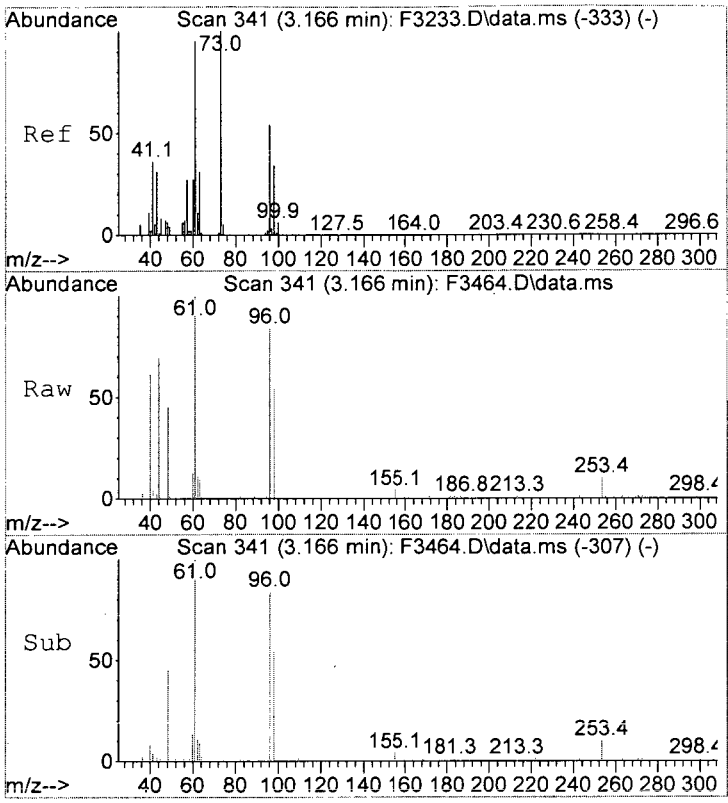

#26
trans-1,2-Dichloroethene
Concen: 0.31 ug/L
RT: 3.166 min Scan# 341
Delta R.T. -0.000 min
Lab File: F3464.D
Acq: 26 Oct 2015 8:22 pm

Tgt Ion: 96 Resp: 1773

Ion	Ratio	Lower	Upper
96	100		
98	63.9	42.3	82.3
61	118.5	155.3	195.3#

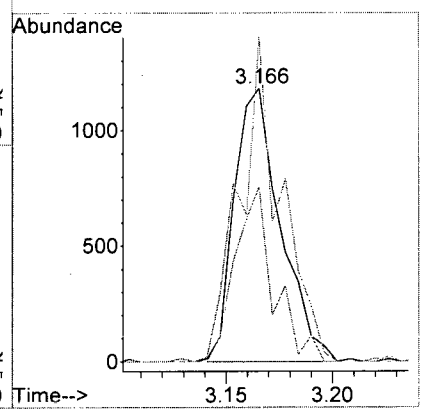



#27
1,1-Diclethane
Concen: 0.66 ug/L
RT: 3.708 min Scan# 430
Delta R.T. 0.006 min
Lab File: F3464.D
Acq: 26 Oct 2015 8:22 pm

Tgt Ion: 63 Resp: 7898

Ion	Ratio	Lower	Upper
63	100		
65	37.1	11.7	51.7
83	4.5	0.0	30.6

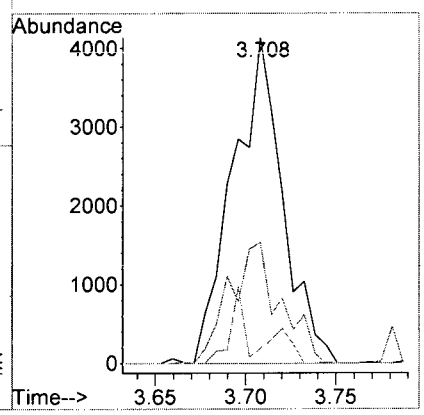

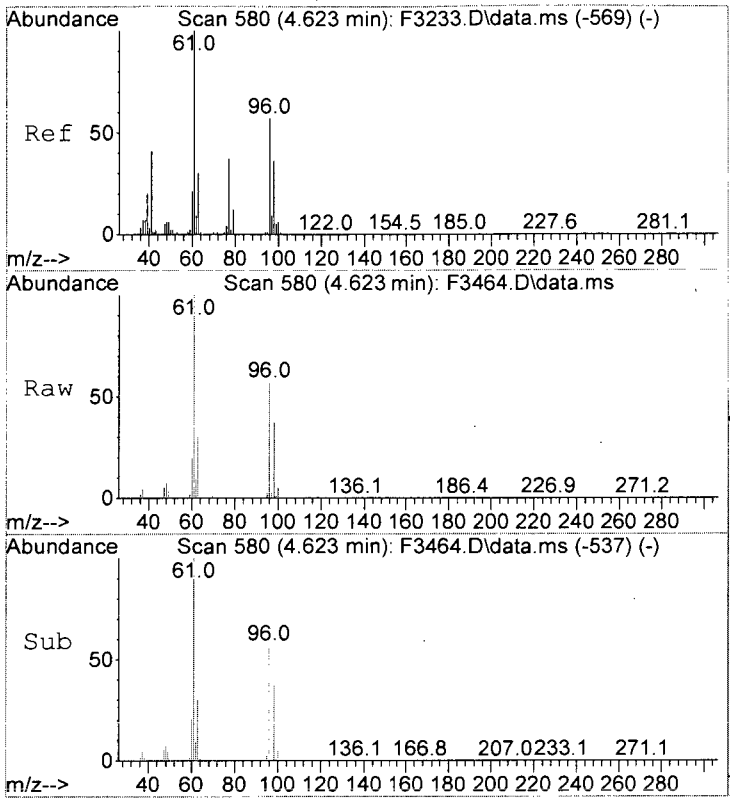

#33
cis-1,2-Dichloroethene
Concen: 77.52 ug/L
RT: 4.623 min Scan# 580
Delta R.T. 0.006 min
Lab File: F3464.D
Acq: 26 Oct 2015 8:22 pm

Tgt Ion: 96 Resp: 506026

Ion	Ratio	Lower	Upper
96	100		
61	176.2	157.0	197.0

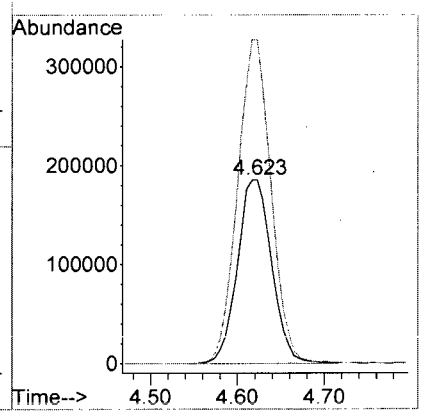

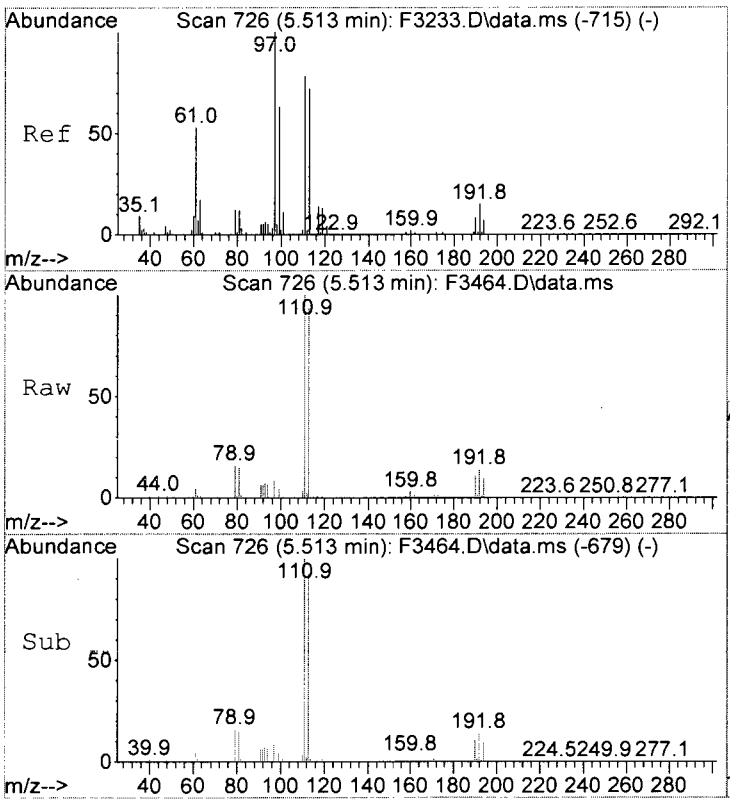

#40
1,1,1-Trichloroethane
Concen: 3.24 ug/L
RT: 5.513 min Scan# 726
Delta R.T. 0.006 min
Lab File: F3464.D
Acq: 26 Oct 2015 8:22 pm

Tgt Ion: 97 Resp: 26493

Ion	Ratio	Lower	Upper
97	100		
99	59.4	42.8	82.8
61	50.8	33.4	73.4

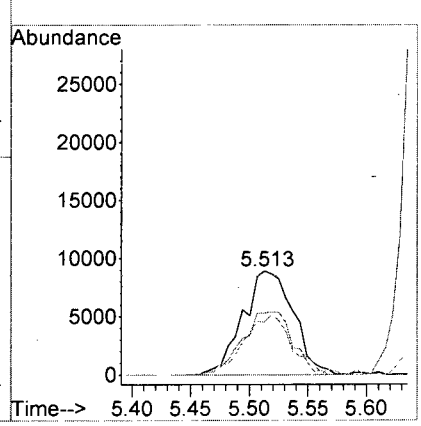

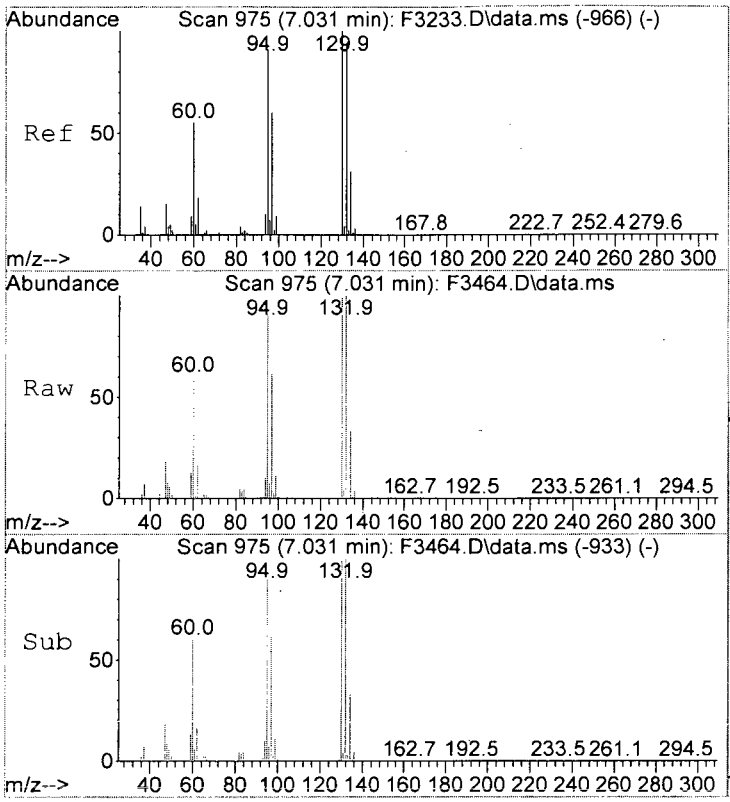

#53
Trichloroethene
Concen: 20.19 ug/L
RT: 7.031 min Scan# 975
Delta R.T. 0.006 min
Lab File: F3464.D
Acq: 26 Oct 2015 8:22 pm

Tgt Ion:130 Resp: 131444

Ion	Ratio	Lower	Upper
130	100		
132	100.7	74.1	114.1
95	91.5	70.9	110.9
97	61.6	39.7	79.7

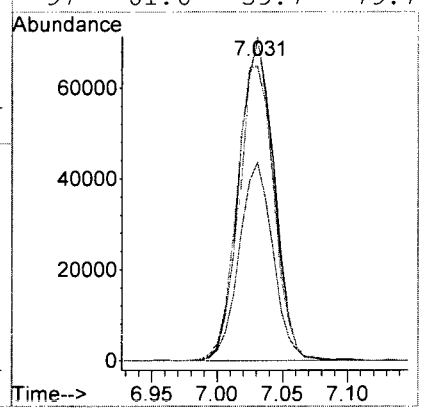

Client:	CB&I	**Service Request:**	R1509047
Project:	Textron Wheatfield/Annual Groundwater	**Date Collected:**	10/22/15 0915
Sample Matrix:	Water	**Date Received:**	10/22/15
		Date Analyzed:	10/26/15 20:46
Sample Name:	BAT-B-14(1)-151022	**Units:**	µg/L
Lab Code:	R1509047-020	**Basis:**	NA

Volatile Organic Compounds by GC/MS

Analytical Method:	8260C	**Analysis Lot:**	468926
Prep Method:	EPA 5030C		
Data File Name:	I:\ACQUDATA\msvoa10\data\102615\F3465.D\	**Instrument Name:**	R-MS-10
		Dilution Factor:	2

CAS No.	Analyte Name	Result	Q	MRL	MDL	Note
74-87-3	Chloromethane	2.0	U	2.0	0.42	
75-01-4	Vinyl Chloride	**220**		2.0	0.64	
75-00-3	Chloroethane	2.0	U	2.0	0.48	
74-83-9	Bromomethane	2.0	U	2.0	0.58	
75-35-4	1,1-Dichloroethene	**2.0**	J	2.0	1.2	
67-64-1	Acetone	10	U	10	2.5	
75-15-0	Carbon Disulfide	**4.7**		2.0	0.44	
75-09-2	Methylene Chloride	2.0	U	2.0	1.2	
156-60-5	trans-1,2-Dichloroethene	**2.1**		2.0	0.66	
75-34-3	1,1-Dichloroethane	**25**		2.0	0.40	
156-59-2	cis-1,2-Dichloroethene	**170**		2.0	0.60	
78-93-3	2-Butanone (MEK)	10	U	10	1.7	
67-66-3	Chloroform	2.0	U	2.0	0.50	
71-55-6	1,1,1-Trichloroethane	**110**		2.0	0.72	
56-23-5	Carbon Tetrachloride	2.0	U	2.0	0.90	
71-43-2	Benzene	2.0	U	2.0	0.40	
107-06-2	1,2-Dichloroethane	2.0	U	2.0	0.72	
79-01-6	Trichloroethene	**2.2**		2.0	0.44	
78-87-5	1,2-Dichloropropane	2.0	U	2.0	0.40	
75-27-4	Bromodichloromethane	2.0	U	2.0	0.64	
10061-01-5	cis-1,3-Dichloropropene	2.0	U	2.0	0.48	
108-10-1	4-Methyl-2-pentanone (MIBK)	10	U	10	1.4	
108-88-3	Toluene	2.0	U	2.0	0.40	
10061-02-6	trans-1,3-Dichloropropene	2.0	U	2.0	0.40	
79-00-5	1,1,2-Trichloroethane	2.0	U	2.0	0.68	
127-18-4	Tetrachloroethene	2.0	U	2.0	0.60	
591-78-6	2-Hexanone	10	U	10	3.4	
124-48-1	Dibromochloromethane	2.0	U	2.0	0.62	
108-90-7	Chlorobenzene	2.0	U	2.0	0.58	
100-41-4	Ethylbenzene	2.0	U	2.0	0.40	
179601-23-1	m,p-Xylenes	4.0	U	4.0	0.66	
95-47-6	o-Xylene	2.0	U	2.0	0.40	
100-42-5	Styrene	2.0	U	2.0	0.40	
75-25-2	Bromoform	2.0	U	2.0	0.84	
79-34-5	1,1,2,2-Tetrachloroethane	2.0	U	2.0	0.50	

Client:	CB&I	**Service Request:**	R1509047
Project:	Textron Wheatfield/Annual Groundwater	**Date Collected:**	10/22/15 0915
Sample Matrix:	Water	**Date Received:**	10/22/15
		Date Analyzed:	10/26/15 20:46
Sample Name:	BAT-B-14(1)-151022	**Units:**	µg/L
Lab Code:	R1509047-020	**Basis:**	NA

Volatile Organic Compounds by GC/MS

Analytical Method:	8260C	**Analysis Lot:**	468926
Prep Method:	EPA 5030C		
Data File Name:	I:\ACQUDATA\msvoa10\data\102615\F3465.D\	**Instrument Name:**	R-MS-10
		Dilution Factor:	2

CAS No.	Analyte Name	Result	Q	MRL	MDL	Note

Surrogate Name	%Rec	Control Limits	Date Analyzed	Q
4-Bromofluorobenzene	101	85-122	10/26/15 20:46	
Toluene-d8	106	87-121	10/26/15 20:46	
Dibromofluoromethane	104	89-119	10/26/15 20:46	

Quantitation Report (QT Reviewed)

Data Path : I:\ACQUDATA\msvoa10\data\102615\
Data File : F3465.D
Acq On : 26 Oct 2015 8:46 pm
Operator : F. Naegler
Sample : R1509047-020|2.0 Inst : MSVOA10
Misc : CBI 13429 T4
ALS Vial : 23 Sample Multiplier: 1

Quant Time: Oct 30 12:00:49 2015
Quant Method : I:\ACQUDATA\MSVOA10\METHODS\W101915.M
Quant Title : MS#10 - 8260B WATERS 10mL Purge
QLast Update : Tue Oct 20 12:01:30 2015
Response via : Initial Calibration

Compound	R.T.	QIon	Response	Conc	Units		Dev(Min)
Internal Standards							
1) Pentafluorobenzene	5.671	168	623211	50.00	ug/L		0.00
41) 1,4-Difluorobenzene	6.714	114	919759	50.00	ug/L		0.00
70) d5-Chlorobenzene	9.957	117	826662	50.00	ug/L		0.00
90) 1,4-Dichlorobenzene-d4	11.987	152	441857	50.00	ug/L		0.00
System Monitoring Compounds							
43) surr4,Dibrflmethane	5.513	113	294780	52.24	ug/L		0.00
Spiked Amount 50.000	Range 89 - 119		Recovery = 104.48%				
46) surr1,1,2-dichloroetha...	6.031	65	414173	54.58	ug/L		0.00
Spiked Amount 50.000	Range 73 - 125		Recovery = 109.16%				
64) SURR3,Toluene-d8	8.488	98	1107462	52.85	ug/L		0.00
Spiked Amount 50.000	Range 87 - 121		Recovery = 105.70%				
69) SURR2,BFB	11.018	95	423051	50.55	ug/L		0.00
Spiked Amount 50.000	Range 85 - 122		Recovery = 101.10%				
Target Compounds							Qvalue
4) Vinyl Chloride	1.379	62	1160925	111.55	ug/L		89
5) Bromomethane	1.587	94	418	Below Cal		#	29
13) 1,1-Diclethene	2.361	96	4927	0.99	ug/L	#	74
14) Freon 113	2.373	101	1556	0.28	ug/L	#	41
15) Acetone	2.428	43	3689	0.66	ug/L		66
18) Carbon Disulfide	2.562	76	33931m	2.34	ug/L		
26) trans-1,2-Dichloroethene	3.166	96	5794	1.03	ug/L	#	62
27) 1,1-Diclethane	3.702	63	144018	12.40	ug/L		92
33) cis-1,2-Dichloroethene	4.623	96	531493	84.26	ug/L		97
40) 1,1,1-Trichloroethane	5.519	97	439551	55.66	ug/L		98
53) Trichloroethene	7.031	130	6797	1.08	ug/L	#	73

(#) = qualifier out of range (m) = manual integration (+) = signals summed

FW 10/30/15

Quantitation Report (Qedit)

Data Path : I:\ACQUDATA\msvoa10\data\102615\
Data File : F3465.D
Acq On : 26 Oct 2015 8:46 pm
Operator : F. Naegler
Sample : R1509047-020|2.0 Inst : MSVOA10
Misc : CBI 13429 T4
ALS Vial : 23 Sample Multiplier: 1

Quant Time: Oct 26 21:00:55 2015
Quant Method : I:\ACQUDATA\MSVOA10\METHODS\W101915.M
Quant Title : MS#10 - 8260B WATERS 10mL Purge
QLast Update : Tue Oct 20 12:01:30 2015
Response via : Initial Calibration

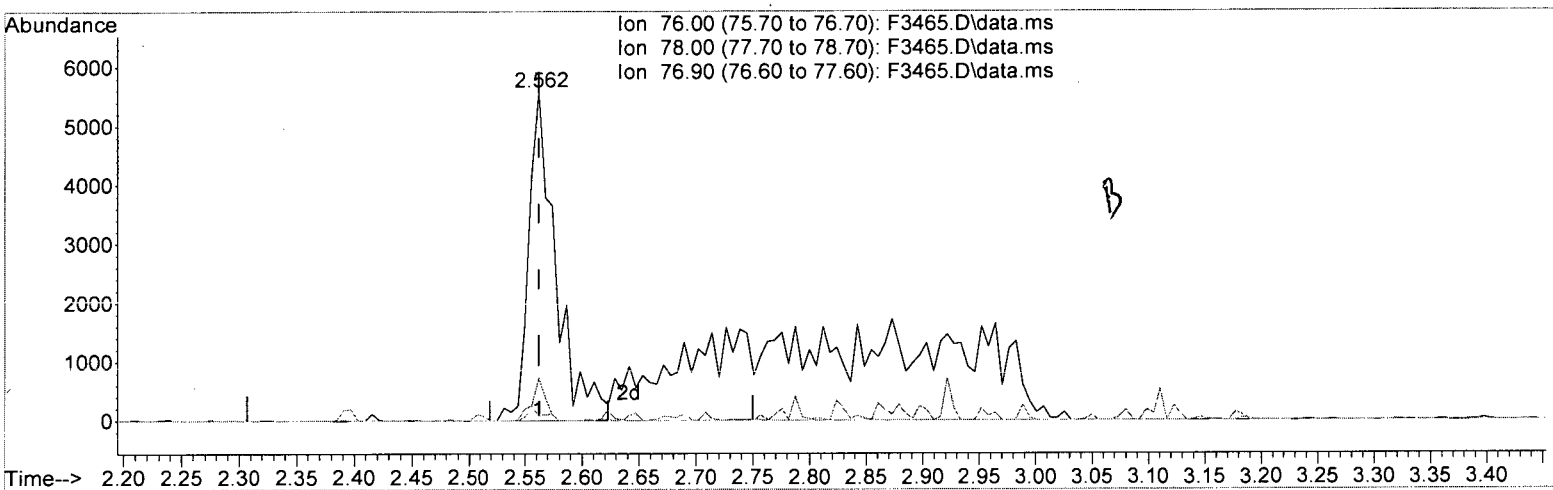

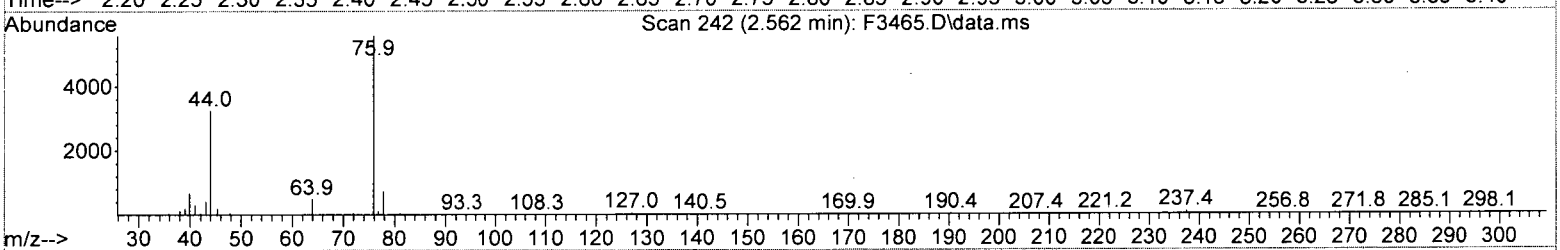



TIC: F3465.D\data.ms

(18) Carbon Disulfide (P)

2.562min (-0.000) 0.64 ug/L

response 9311

Ion	Exp%	Act%
76.00	100	100
78.00	9.40	13.08
76.90	2.70	1.90
0.00	0.00	0.00

Quantitation Report (Qedit)

Data Path : I:\ACQUDATA\msvoa10\data\102615\
Data File : F3465.D
Acq On : 26 Oct 2015 8:46 pm
Operator : F. Naegler
Sample : R1509047-020|2.0 Inst : MSVOA10
Misc : CBI 13429 T4
ALS Vial : 23 Sample Multiplier: 1

Quant Time: Oct 26 21:00:55 2015
Quant Method : I:\ACQUDATA\MSVOA10\METHODS\W101915.M
Quant Title : MS#10 - 8260B WATERS 10mL Purge
QLast Update : Tue Oct 20 12:01:30 2015
Response via : Initial Calibration

* baseline ↑ due to sulfur dioxide

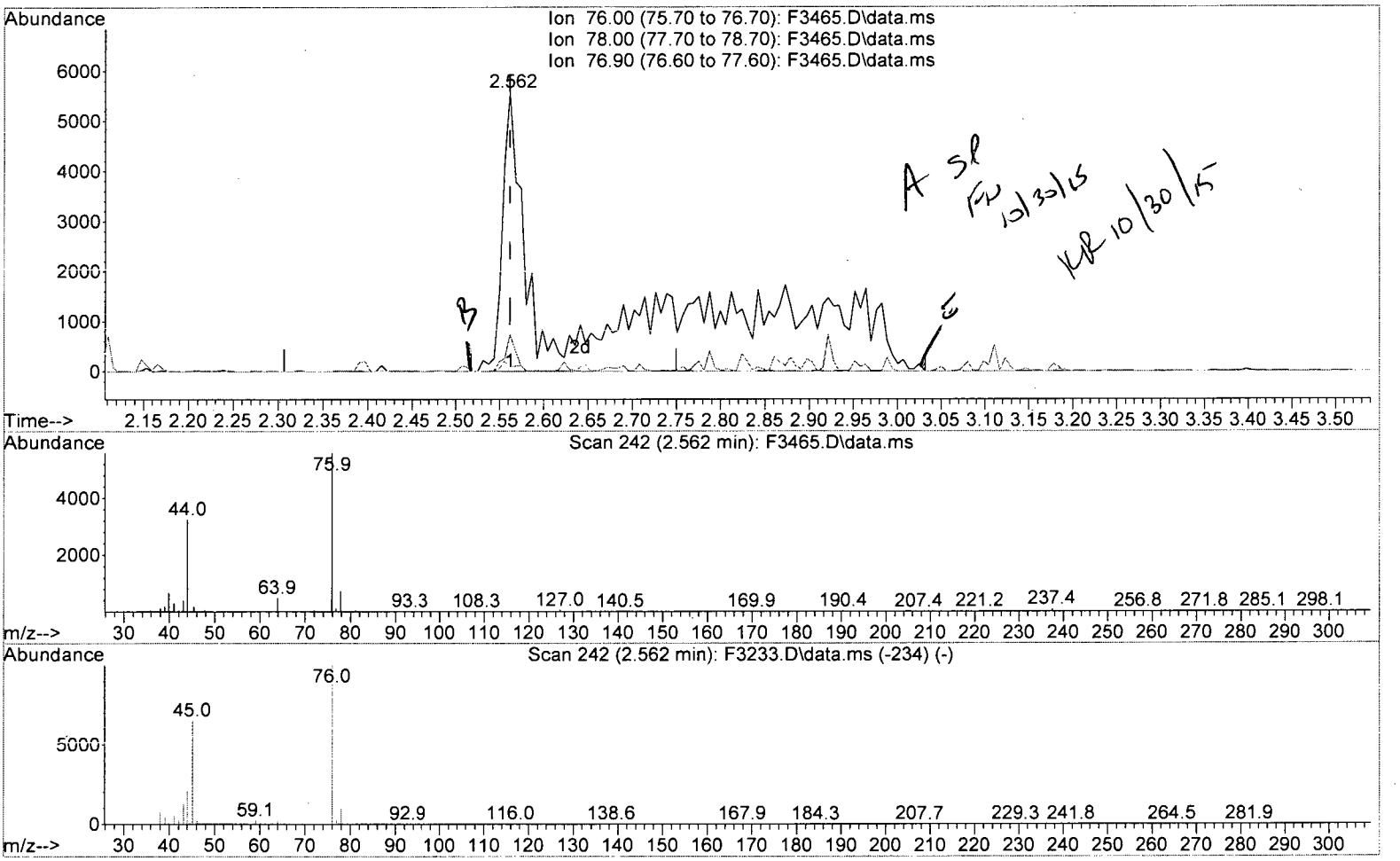

A SL 1/13/15 KLP 10/30/15

TIC: F3465.D\data.ms

(18) Carbon Disulfide (P)

2.562min (-0.000) 2.34 ug/L m

response 33931

Ion	Exp%	Act%
76.00	100	100
78.00	9.40	13.08
76.90	2.70	1.90
0.00	0.00	0.00

Quantitation Report (QT Reviewed)

Data Path : I:\ACQUDATA\msvoa10\data\102615\
Data File : F3465.D
Acq On : 26 Oct 2015 8:46 pm
Operator : F. Naegler
Sample : R1509047-020|2.0 Inst : MSVOA10
Misc : CBI 13429 T4
ALS Vial : 23 Sample Multiplier: 1

Quant Time: Oct 30 12:00:49 2015
Quant Method : I:\ACQUDATA\MSVOA10\METHODS\W101915.M
Quant Title : MS#10 - 8260B WATERS 10mL Purge
QLast Update : Tue Oct 20 12:01:30 2015
Response via : Initial Calibration

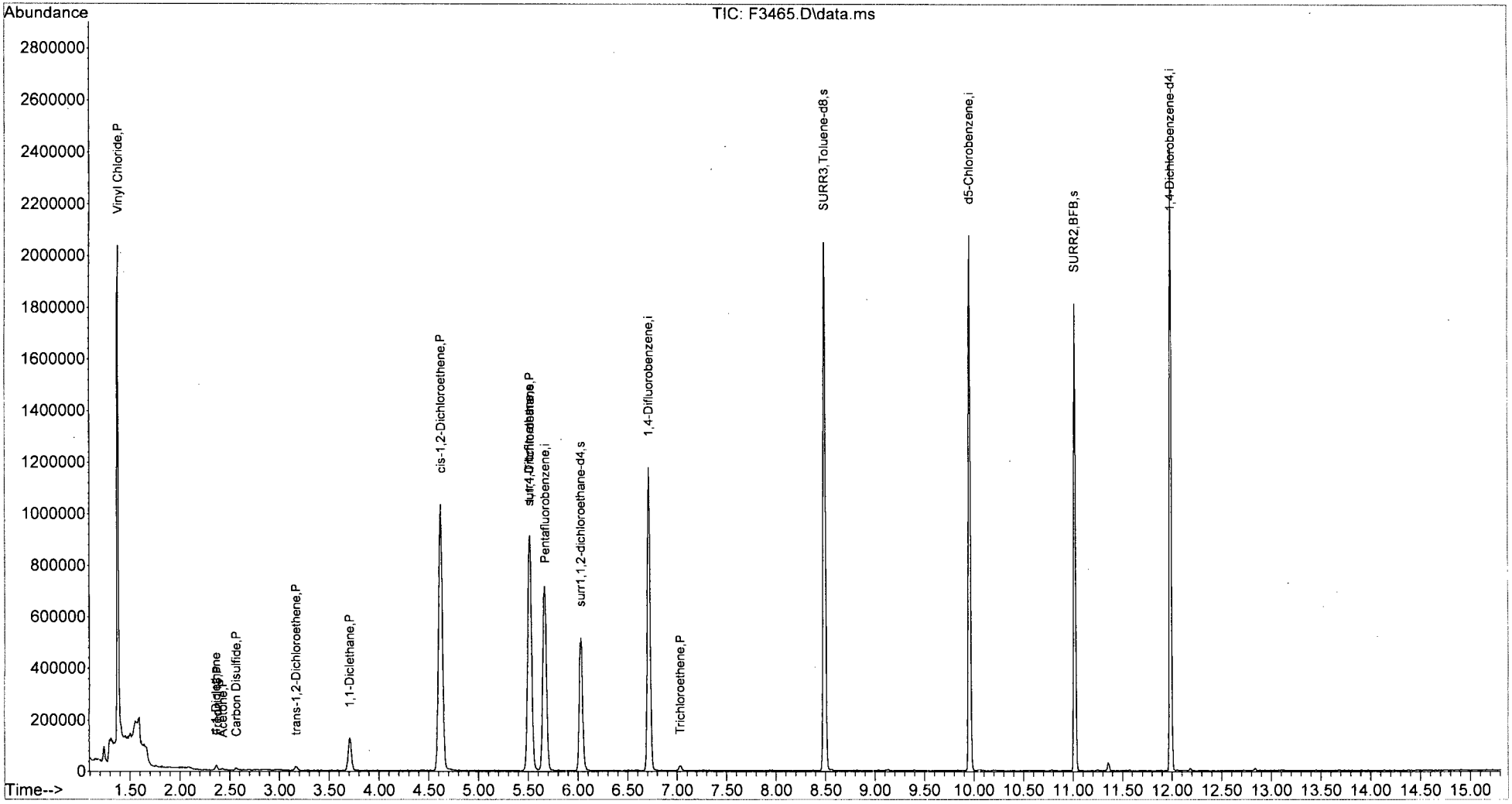



#4
Vinyl Chloride
Concen: 111.55 ug/L
RT: 1.379 min Scan# 48
Delta R.T. -0.000 min
Lab File: F3465.D
Acq: 26 Oct 2015 8:46 pm

Tgt Ion: 62 Resp: 1160925

Ion	Ratio	Lower	Upper
62	100		
64	34.0	8.4	48.4

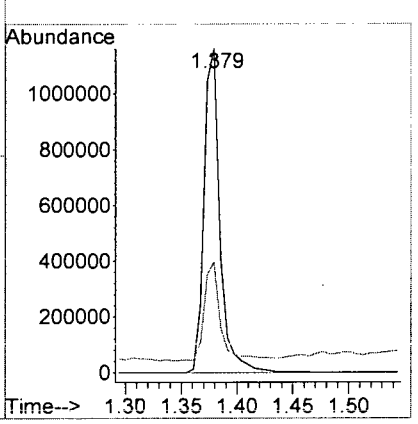

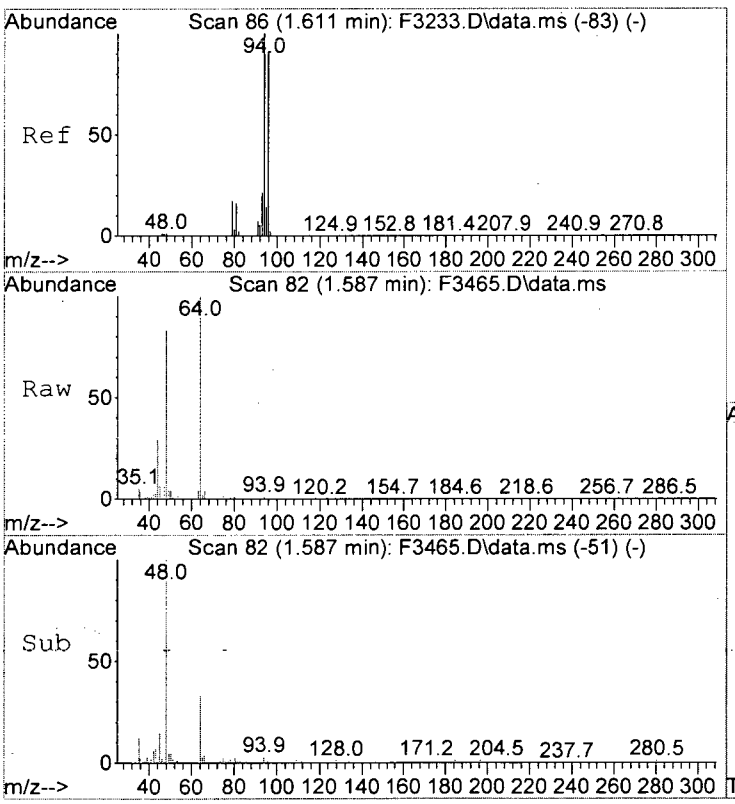

#5
Bromomethane
Concen: Below Cal
RT: 1.587 min Scan# 82
Delta R.T. -0.036 min
Lab File: F3465.D
Acq: 26 Oct 2015 8:46 pm

Tgt Ion: 94 Resp: 418

Ion	Ratio	Lower	Upper
94	100		
96	23.8	71.0	111.0#

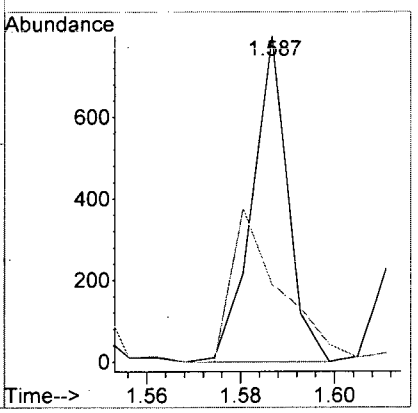

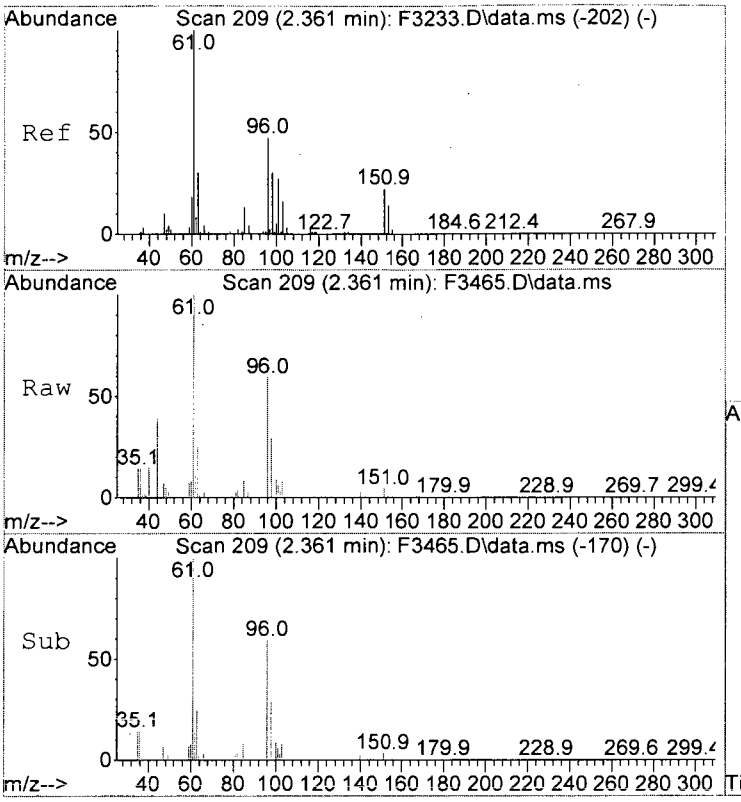

#13
1,1-Diclethene
Concen: 0.99 ug/L
RT: 2.361 min Scan# 209
Delta R.T. -0.012 min
Lab File: F3465.D
Acq: 26 Oct 2015 8:46 pm

Tgt Ion: 96 Resp: 4927

Ion	Ratio	Lower	Upper
96	100		
98	48.1	44.2	84.2
61	168.3	192.7	232.7#

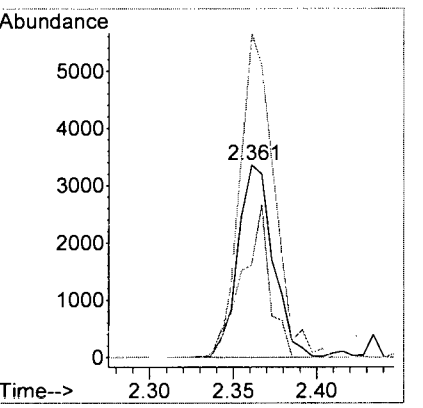

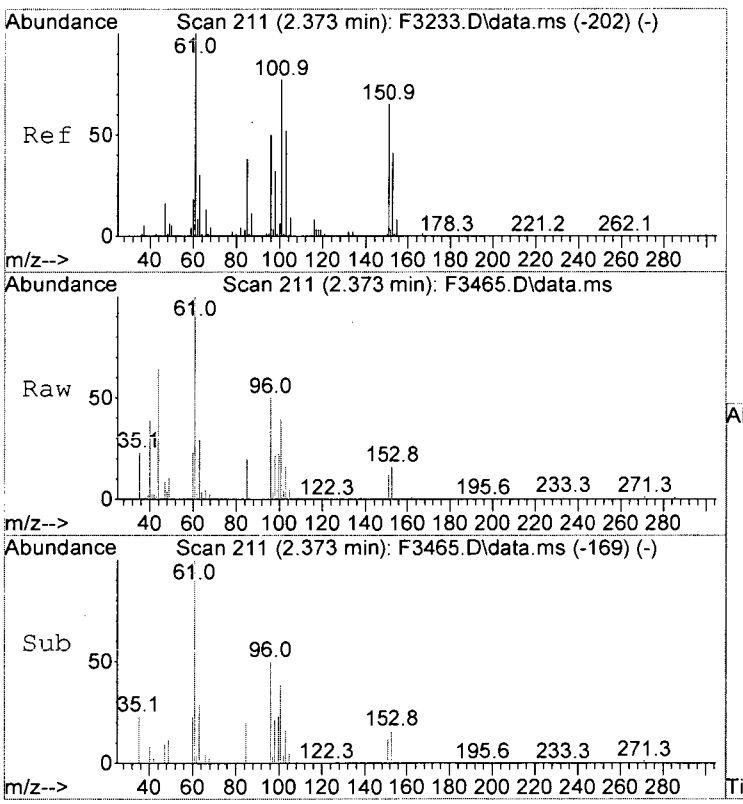

#14
Freon 113
Concen: 0.28 ug/L
RT: 2.373 min Scan# 211
Delta R.T. -0.000 min
Lab File: F3465.D
Acq: 26 Oct 2015 8:46 pm

Tgt Ion:101 Resp: 1556

Ion	Ratio	Lower	Upper
101	100		
151	31.1	64.5	104.5#

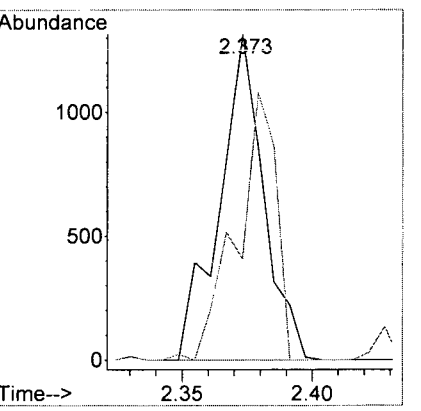

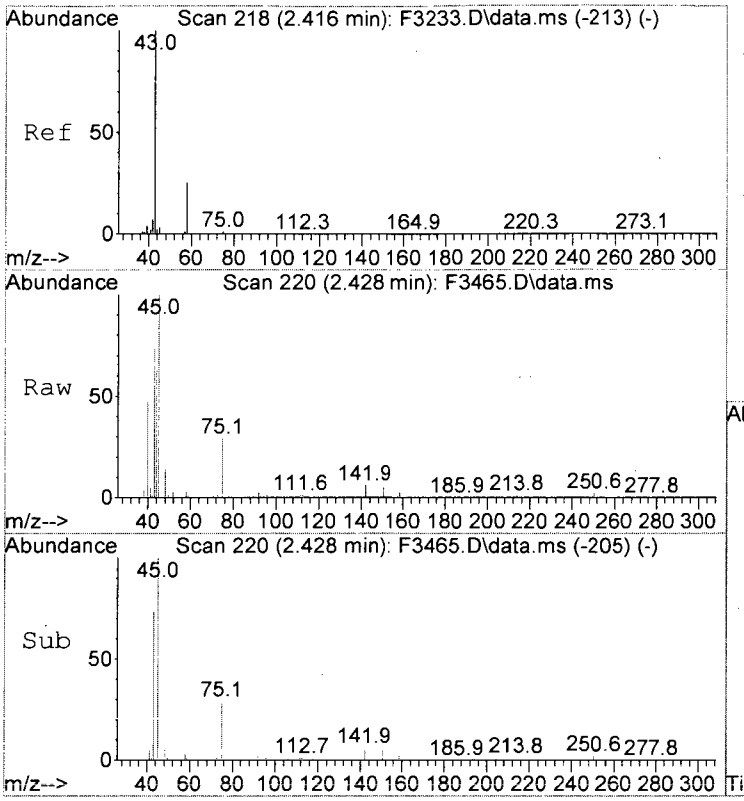

#15
Acetone
Concen: 0.66 ug/L
RT: 2.428 min Scan# 220
Delta R.T. 0.018 min
Lab File: F3465.D
Acq: 26 Oct 2015 8:46 pm

Tgt Ion: 43 Resp: 3689

Ion	Ratio	Lower	Upper
43	100		
58	4.4	4.3	44.3
42	2.0	0.0	27.3

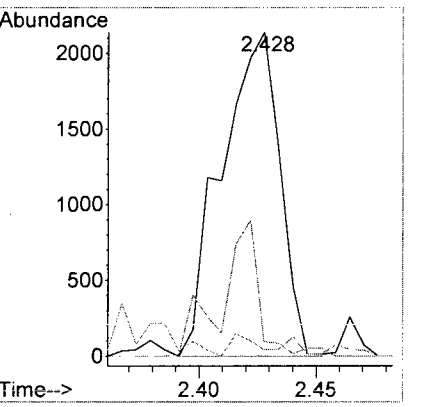

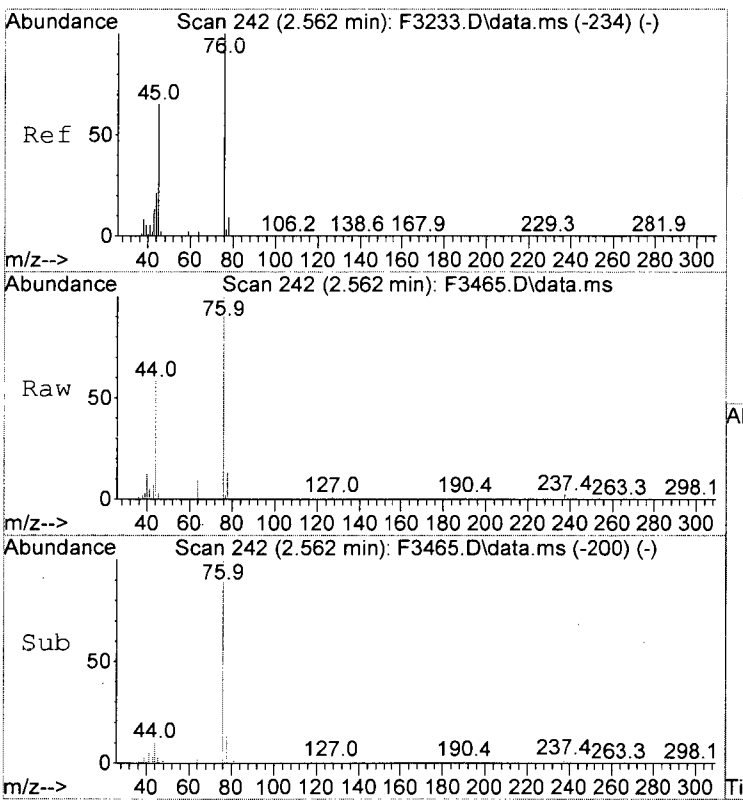

#18
Carbon Disulfide
Concen: 2.34 ug/L m
RT: 2.562 min Scan# 242
Delta R.T. -0.000 min
Lab File: F3465.D
Acq: 26 Oct 2015 8:46 pm

Tgt Ion: 76 Resp: 33931

Ion	Ratio	Lower	Upper
76	100		
78	13.1	0.0	29.4
77	1.9	0.0	22.7

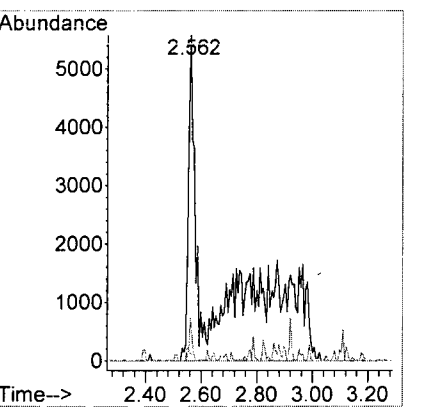

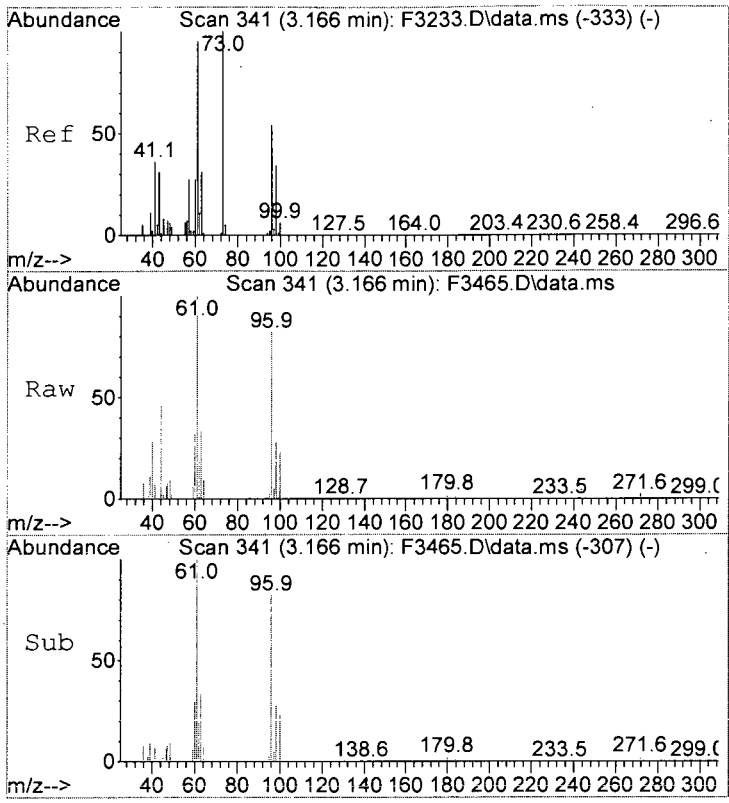

#26
trans-1,2-Dichloroethene
Concen: 1.03 ug/L
RT: 3.166 min Scan# 341
Delta R.T. -0.000 min
Lab File: F3465.D
Acq: 26 Oct 2015 8:46 pm

Tgt Ion: 96 Resp: 5794

Ion	Ratio	Lower	Upper
96	100		
98	34.1	42.3	82.3#
61	122.5	155.3	195.3#

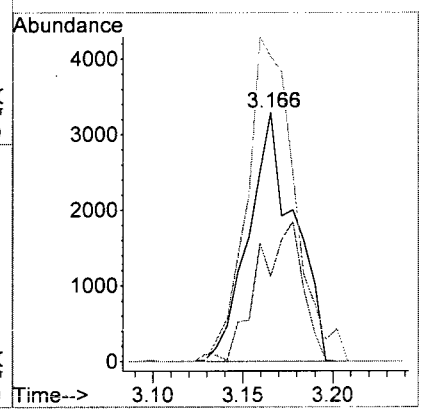

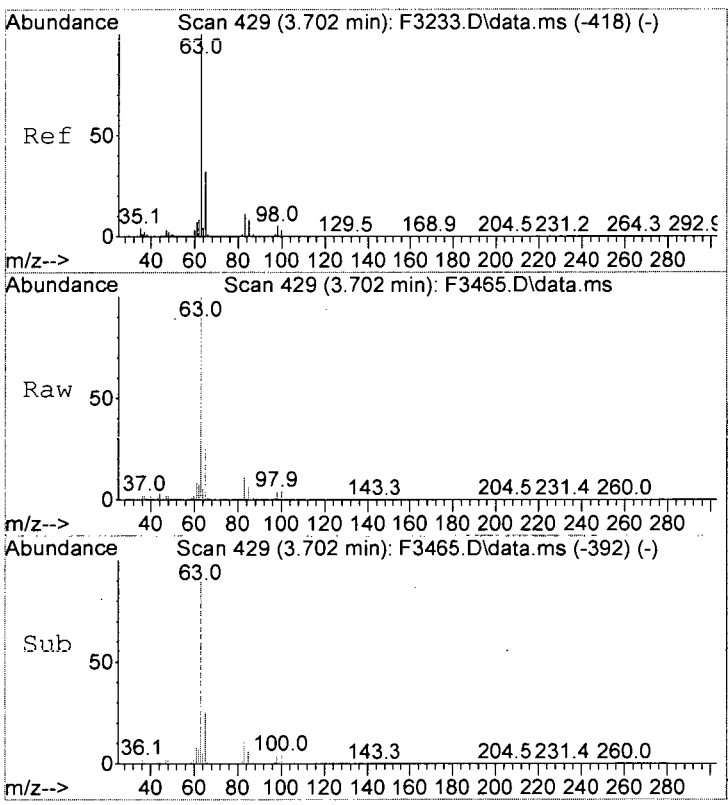

#27
1,1-Diclethane
Concen: 12.40 ug/L
RT: 3.702 min Scan# 429
Delta R.T. -0.000 min
Lab File: F3465.D
Acq: 26 Oct 2015 8:46 pm

Tgt Ion: 63 Resp: 144018

Ion	Ratio	Lower	Upper
63	100		
65	25.9	11.7	51.7
83	11.0	0.0	30.6

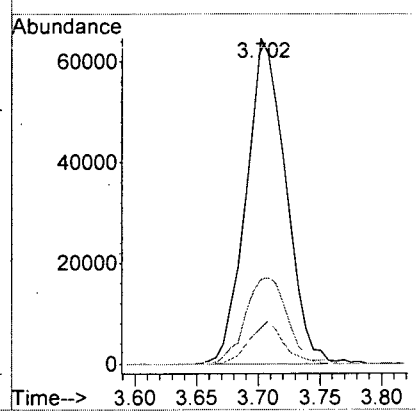

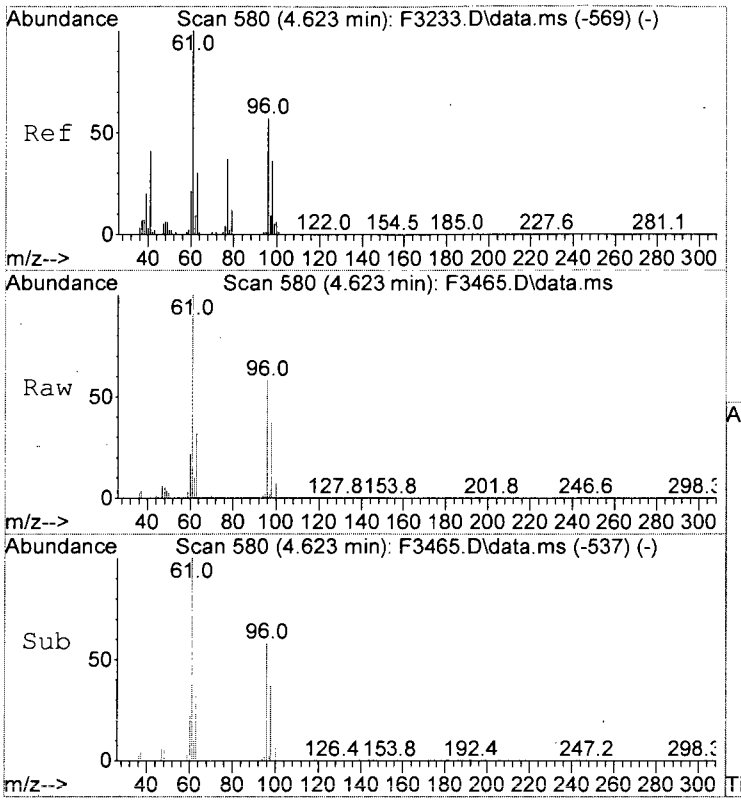

#33
cis-1,2-Dichloroethene
Concen: 84.26 ug/L
RT: 4.623 min Scan# 580
Delta R.T. 0.006 min
Lab File: F3465.D
Acq: 26 Oct 2015 8:46 pm

Tgt Ion: 96 Resp: 531493

Ion	Ratio	Lower	Upper
96	100		
61	173.5	157.0	197.0

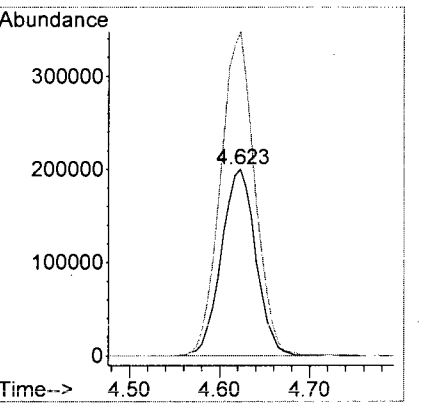

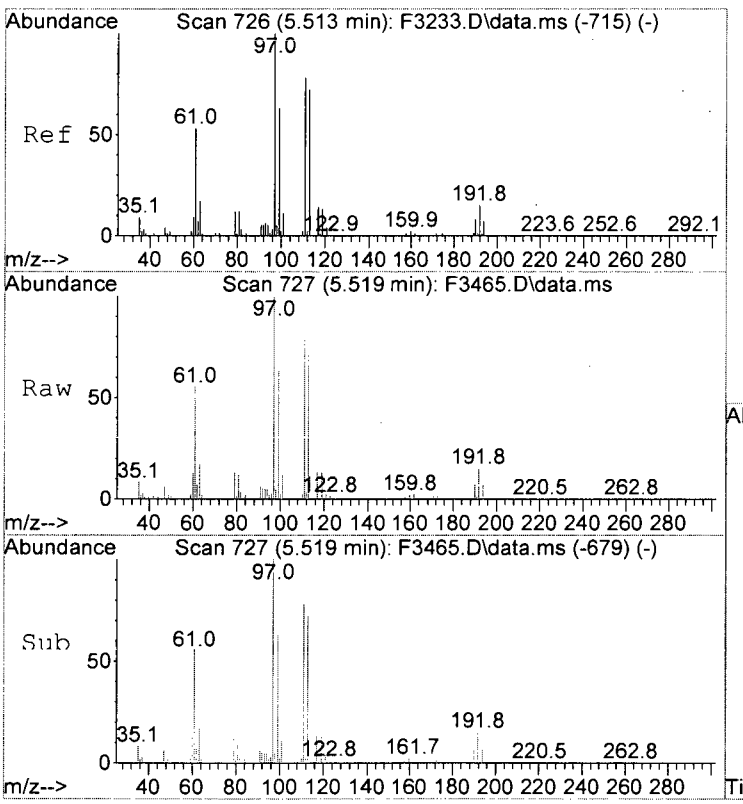

#40
1,1,1-Trichloroethane
Concen: 55.66 ug/L
RT: 5.519 min Scan# 727
Delta R.T. 0.012 min
Lab File: F3465.D
Acq: 26 Oct 2015 8:46 pm

Tgt Ion: 97 Resp: 439551

Ion	Ratio	Lower	Upper
97	100		
99	63.4	42.8	82.8
61	55.1	33.4	73.4

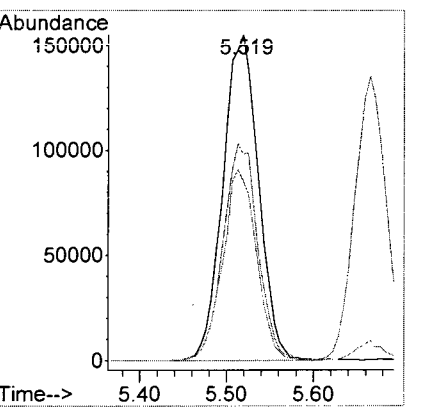

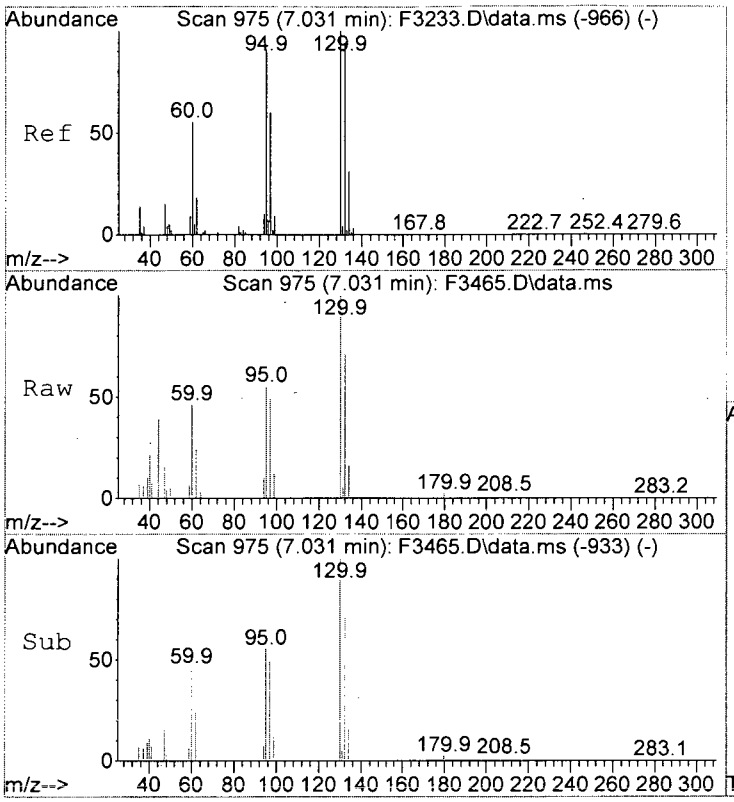

#53
Trichloroethene
Concen: 1.08 ug/L
RT: 7.031 min Scan# 975
Delta R.T. 0.006 min
Lab File: F3465.D
Acq: 26 Oct 2015 8:46 pm

Tgt Ion:130 Resp: 6797

Ion	Ratio	Lower	Upper
130	100		
132	71.0	74.1	114.1#
95	55.1	70.9	110.9#
97	49.2	39.7	79.7

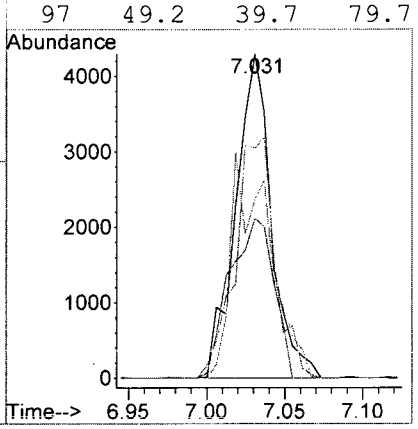

Client:	CB&I	**Service Request:**	R1509047
Project:	Textron Wheatfield/Annual Groundwater	**Date Collected:**	10/22/15 0940
Sample Matrix:	Water	**Date Received:**	10/22/15
		Date Analyzed:	10/26/15 13:51
Sample Name:	BAT-DW-10-151022	**Units:**	µg/L
Lab Code:	R1509047-021	**Basis:**	NA

Volatile Organic Compounds by GC/MS

Analytical Method:	8260C	**Analysis Lot:**	468926
Prep Method:	EPA 5030C		
Data File Name:	I:\ACQUDATA\msvoa10\data\102615\F3448.D\	**Instrument Name:**	R-MS-10
		Dilution Factor:	10

CAS No.	Analyte Name	Result	Q	MRL	MDL	Note
74-87-3	Chloromethane	10	U	10	2.1	
75-01-4	Vinyl Chloride	**140**		10	3.2	
75-00-3	Chloroethane	10	U	10	2.4	
74-83-9	Bromomethane	10	U	10	2.9	
75-35-4	1,1-Dichloroethene	10	U	10	5.7	
67-64-1	Acetone	50	U	50	13	
75-15-0	Carbon Disulfide	10	U	10	2.2	
75-09-2	Methylene Chloride	**1500**		10	6.0	
156-60-5	trans-1,2-Dichloroethene	**3.5**	J	10	3.4	
75-34-3	1,1-Dichloroethane	**14**		10	2.0	
156-59-2	cis-1,2-Dichloroethene	**1000**		10	3.0	
78-93-3	2-Butanone (MEK)	50	U	50	8.2	
67-66-3	Chloroform	10	U	10	2.5	
71-55-6	1,1,1-Trichloroethane	**60**		10	3.6	
56-23-5	Carbon Tetrachloride	10	U	10	4.5	
71-43-2	Benzene	10	U	10	2.0	
107-06-2	1,2-Dichloroethane	10	U	10	3.6	
79-01-6	Trichloroethene	**610**		10	2.2	
78-87-5	1,2-Dichloropropane	10	U	10	2.0	
75-27-4	Bromodichloromethane	10	U	10	3.2	
10061-01-5	cis-1,3-Dichloropropene	10	U	10	2.4	
108-10-1	4-Methyl-2-pentanone (MIBK)	50	U	50	6.7	
108-88-3	Toluene	10	U	10	2.0	
10061-02-6	trans-1,3-Dichloropropene	10	U	10	2.0	
79-00-5	1,1,2-Trichloroethane	10	U	10	3.5	
127-18-4	Tetrachloroethene	10	U	10	3.0	
591-78-6	2-Hexanone	50	U	50	17	
124-48-1	Dibromochloromethane	10	U	10	3.1	
108-90-7	Chlorobenzene	10	U	10	2.9	
100-41-4	Ethylbenzene	10	U	10	2.0	
179601-23-1	m,p-Xylenes	20	U	20	3.4	
95-47-6	o-Xylene	10	U	10	2.0	
100-42-5	Styrene	10	U	10	2.0	
75-25-2	Bromoform	10	U	10	4.2	
79-34-5	1,1,2,2-Tetrachloroethane	10	U	10	2.5	

Client:	CB&I	**Service Request:**	R1509047
Project:	Textron Wheatfield/Annual Groundwater	**Date Collected:**	10/22/15 0940
Sample Matrix:	Water	**Date Received:**	10/22/15
		Date Analyzed:	10/26/15 13:51
Sample Name:	BAT-DW-10-151022	**Units:**	µg/L
Lab Code:	R1509047-021	**Basis:**	NA

Volatile Organic Compounds by GC/MS

Analytical Method:	8260C	**Analysis Lot:**	468926
Prep Method:	EPA 5030C		
Data File Name:	I:\ACQUDATA\msvoa10\data\102615\F3448.D\	**Instrument Name:**	R-MS-10
		Dilution Factor:	10

CAS No.	Analyte Name	Result	Q	MRL	MDL	Note

Surrogate Name	%Rec	Control Limits	Date Analyzed	Q
4-Bromofluorobenzene	101	85-122	10/26/15 13:51	
Toluene-d8	104	87-121	10/26/15 13:51	
Dibromofluoromethane	102	89-119	10/26/15 13:51	

Quantitation Report (QT Reviewed)

Data Path : I:\ACQUDATA\msvoa10\data\102615\
Data File : F3448.D
Acq On : 26 Oct 2015 1:51 pm
Operator : F. Naegler
Sample : R1509047-021|10.0 Inst : MSVOA10
Misc : CBI 13429 T4
ALS Vial : 6 Sample Multiplier: 1

Quant Time: Oct 29 16:51:45 2015
Quant Method : I:\ACQUDATA\MSVOA10\METHODS\W101915.M
Quant Title : MS#10 - 8260B WATERS 10mL Purge
QLast Update : Tue Oct 20 12:01:30 2015
Response via : Initial Calibration

Compound	R.T.	QIon	Response	Conc	Units		Dev(Min)
Internal Standards							
1) Pentafluorobenzene	5.665	168	670095	50.00	ug/L		0.00
41) 1,4-Difluorobenzene	6.714	114	967207	50.00	ug/L		0.00
70) d5-Chlorobenzene	9.957	117	881009	50.00	ug/L		0.00
90) 1,4-Dichlorobenzene-d4	11.987	152	464778	50.00	ug/L		0.00
System Monitoring Compounds							
43) surr4,Dibrflmethane	5.513	113	303937	51.22	ug/L		0.00
Spiked Amount 50.000	Range 89 - 119		Recovery = 102.44%				
46) surr1,1,2-dichloroetha...	6.031	65	431455	54.07	ug/L		0.00
Spiked Amount 50.000	Range 73 - 125		Recovery = 108.14%				
64) SURR3,Toluene-d8	8.488	98	1150760	52.22	ug/L		0.00
Spiked Amount 50.000	Range 87 - 121		Recovery = 104.44%				
69) SURR2,BFB	11.018	95	446418	50.73	ug/L		0.00
Spiked Amount 50.000	Range 85 - 122		Recovery = 101.46%				
Target Compounds							Qvalue
4) Vinyl Chloride	1.379	62	160760	14.37	ug/L		99
7) Freon 21	1.867	67	41387	3.20	ug/L		96
8) Trichlorofluoromethane	1.910	101	111940	11.65	ug/L		98
10) Freon 123a	2.178	67	3800	0.48	ug/L		93
13) 1,1-Diclethene	2.367	96	2795	0.52	ug/L	#	73
14) Freon 113	2.373	101	54355	9.13	ug/L		86
22) Methylene Chloride	2.849	84	1031672	148.11	ug/L		99
26) trans-1,2-Dichloroethene	3.166	96	2112	0.35	ug/L	#	89
27) 1,1-Diclethane	3.708	63	16899	1.35	ug/L		94
33) cis-1,2-Dichloroethene	4.623	96	694020	102.33	ug/L		86
40) 1,1,1-Trichloroethane	5.519	97	50921	6.00	ug/L		95
53) Trichloroethene	7.031	130	405041	61.10	ug/L		97
79) 4-Chlorobenzotrifluoride	10.061	180	2362	0.26	ug/L	#	55
115) Hexachlorobt	13.725	225	1031	0.21	ug/L	#	48

(#) = qualifier out of range (m) = manual integration (+) = signals summed

FV 12/29/15

Quantitation Report (QT Reviewed)

Data Path : I:\ACQUDATA\msvoa10\data\102615\
Data File : F3448.D
Acq On : 26 Oct 2015 1:51 pm
Operator : F. Naegler
Sample : R1509047-021|10.0 Inst : MSVOA10
Misc : CBI 13429 T4
ALS Vial : 6 Sample Multiplier: 1

Quant Time: Oct 29 16:51:45 2015
Quant Method : I:\ACQUDATA\MSVOA10\METHODS\W101915.M
Quant Title : MS#10 - 8260B WATERS 10mL Purge
QLast Update : Tue Oct 20 12:01:30 2015
Response via : Initial Calibration

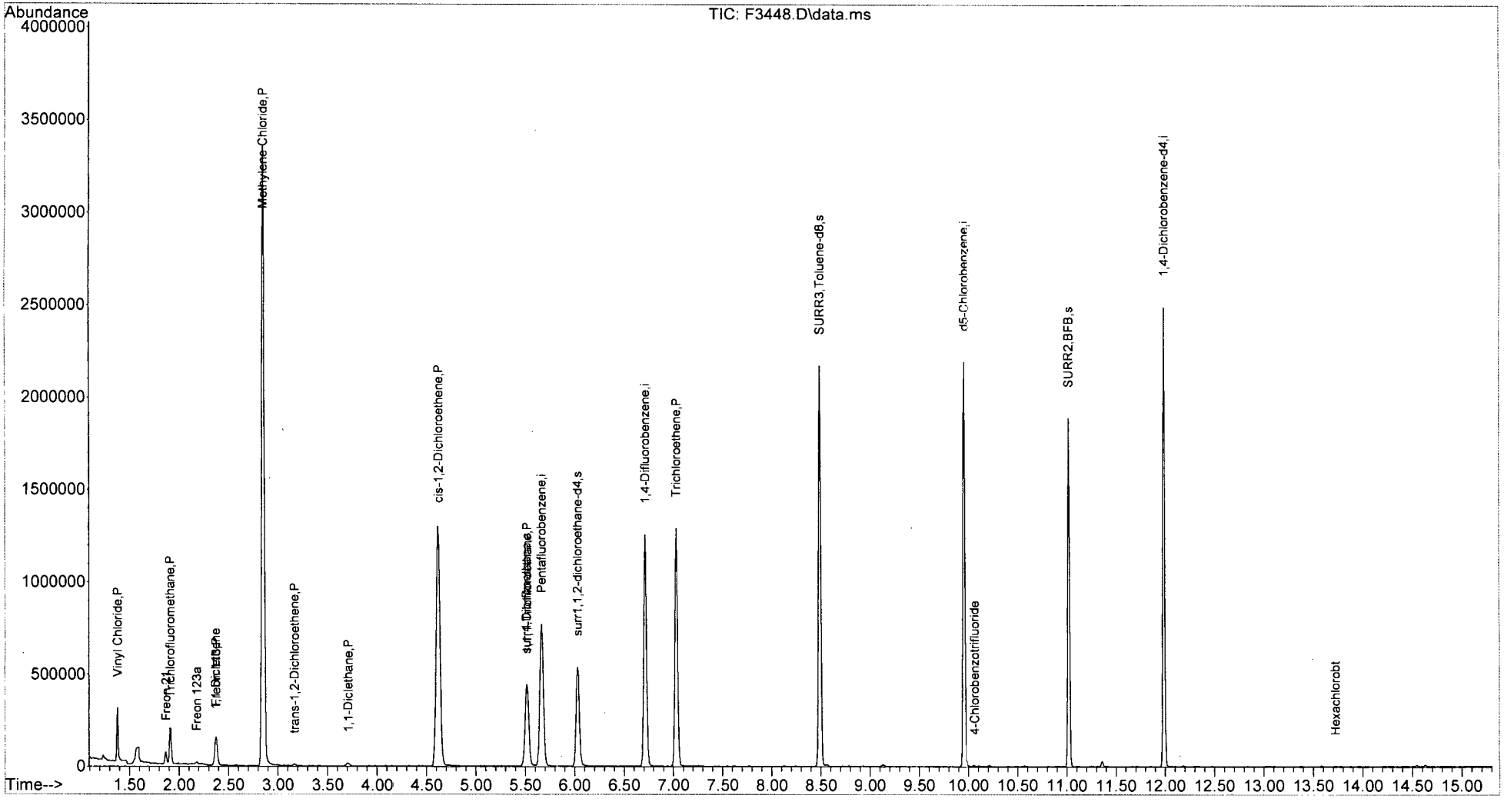



#4
Vinyl Chloride
Concen: 14.37 ug/L
RT: 1.379 min Scan# 48
Delta R.T. -0.000 min
Lab File: F3448.D
Acq: 26 Oct 2015 1:51 pm

Tgt Ion: 62 Resp: 160760

Ion	Ratio	Lower	Upper
62	100		
64	29.0	8.4	48.4

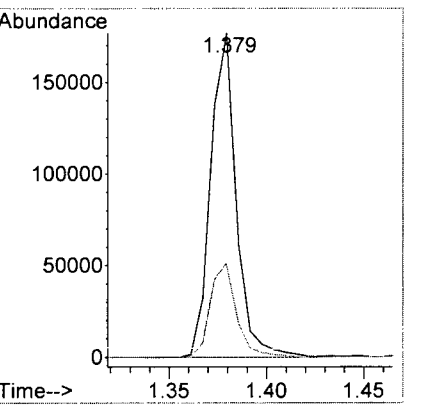

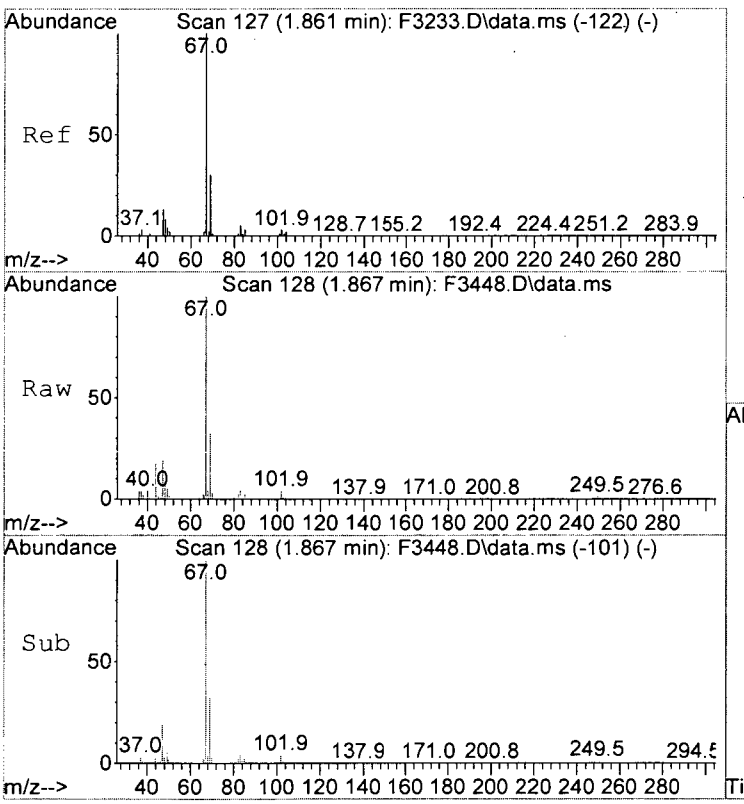

#7
Freon 21
Concen: 3.20 ug/L
RT: 1.867 min Scan# 128
Delta R.T. -0.000 min
Lab File: F3448.D
Acq: 26 Oct 2015 1:51 pm

Tgt Ion: 67 Resp: 41387

Ion	Ratio	Lower	Upper
67	100		
69	31.9	9.8	49.8

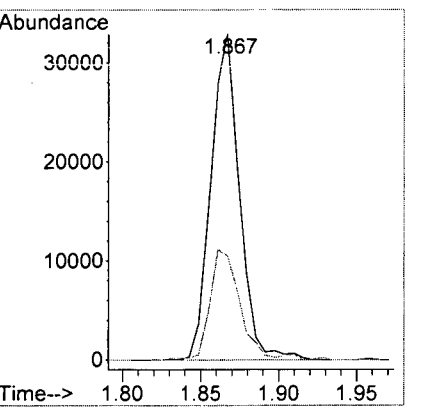

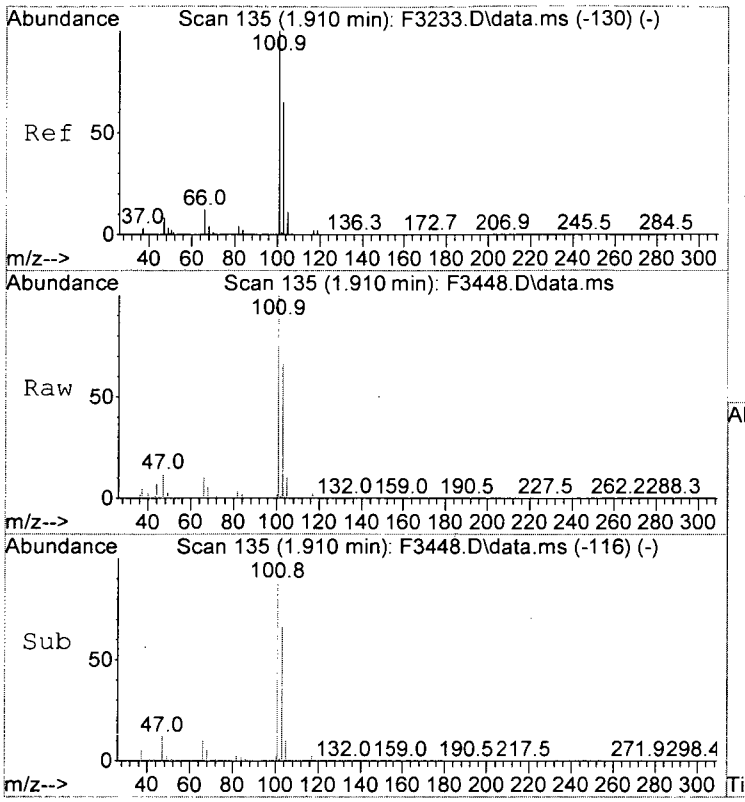

#8
Trichlorofluoromethane
Concen: 11.65 ug/L
RT: 1.910 min Scan# 135
Delta R.T. -0.006 min
Lab File: F3448.D
Acq: 26 Oct 2015 1:51 pm

Tgt Ion:101 Resp: 111940

Ion	Ratio	Lower	Upper
101	100		
103	65.7	44.4	84.4
66	10.4	0.0	32.9

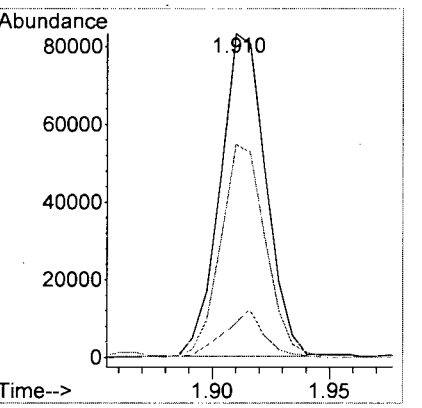

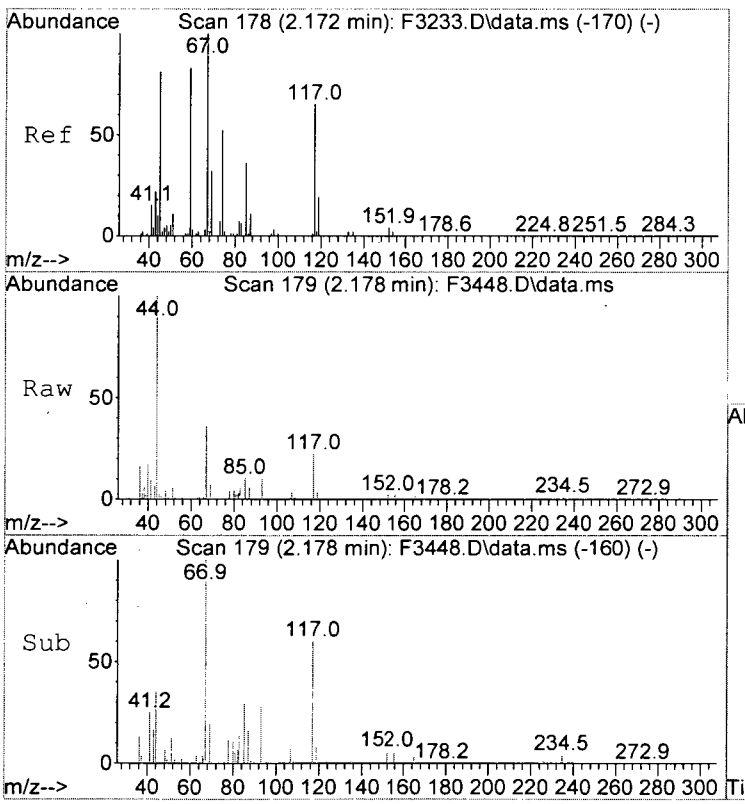

#10
Freon 123a
Concen: 0.48 ug/L
RT: 2.178 min Scan# 179
Delta R.T. -0.000 min
Lab File: F3448.D
Acq: 26 Oct 2015 1:51 pm

Tgt Ion: 67 Resp: 3800

Ion	Ratio	Lower	Upper
67	100		
117	60.3	46.0	86.0

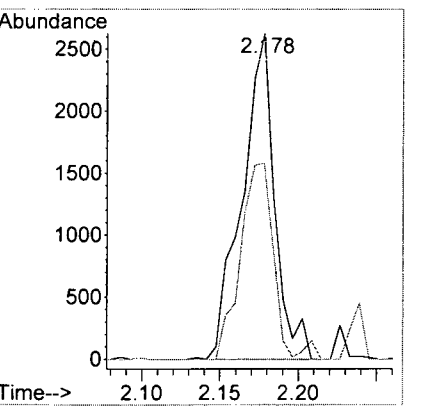

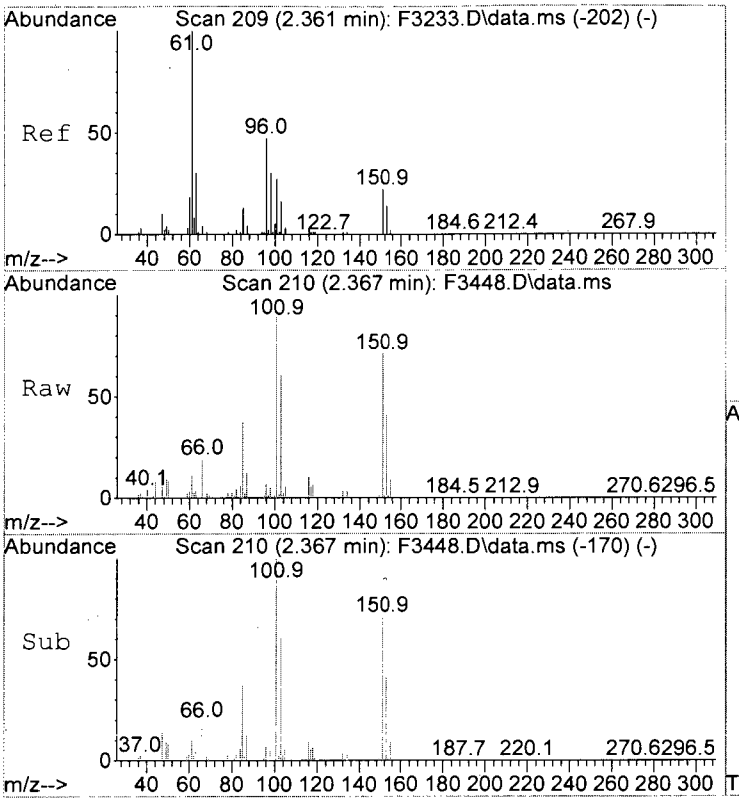

#13
1,1-Diclethene
Concen: 0.52 ug/L
RT: 2.367 min Scan# 210
Delta R.T. -0.006 min
Lab File: F3448.D
Acq: 26 Oct 2015 1:51 pm

Tgt Ion: 96 Resp: 2795

Ion	Ratio	Lower	Upper
96	100		
98	63.0	44.2	84.2
61	158.6	192.7	232.7#

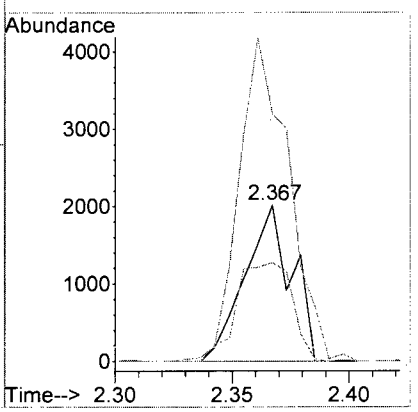

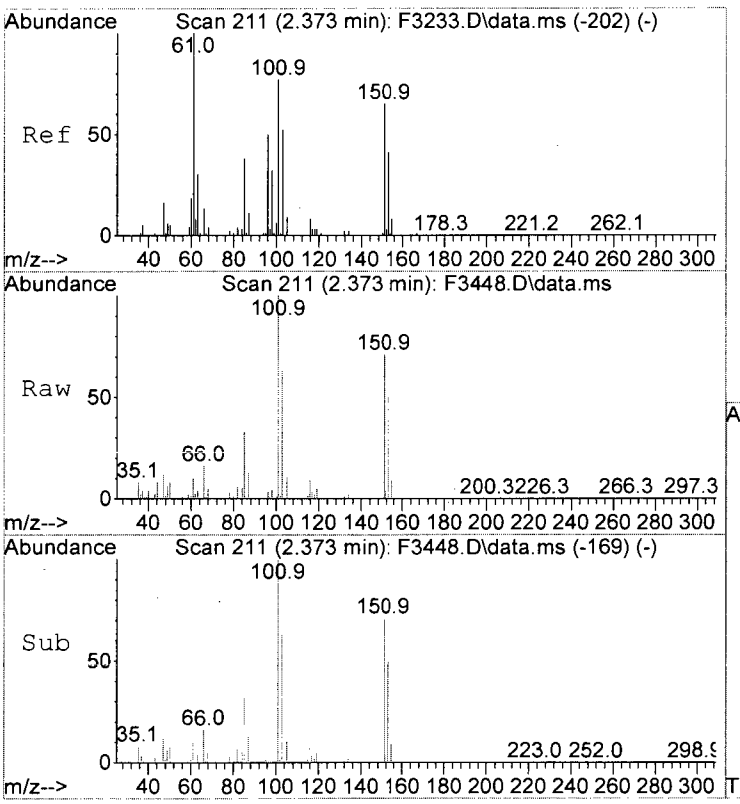

#14
Freon 113
Concen: 9.13 ug/L
RT: 2.373 min Scan# 211
Delta R.T. -0.000 min
Lab File: F3448.D
Acq: 26 Oct 2015 1:51 pm

Tgt Ion:101 Resp: 54355

Ion	Ratio	Lower	Upper
101	100		
151	71.4	64.5	104.5

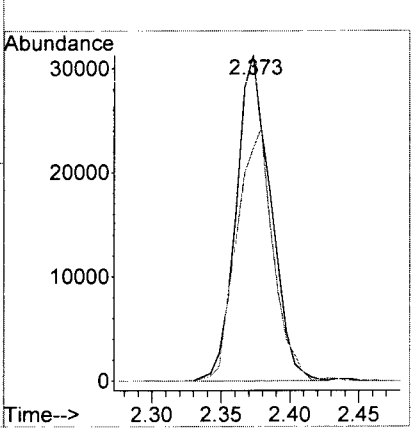

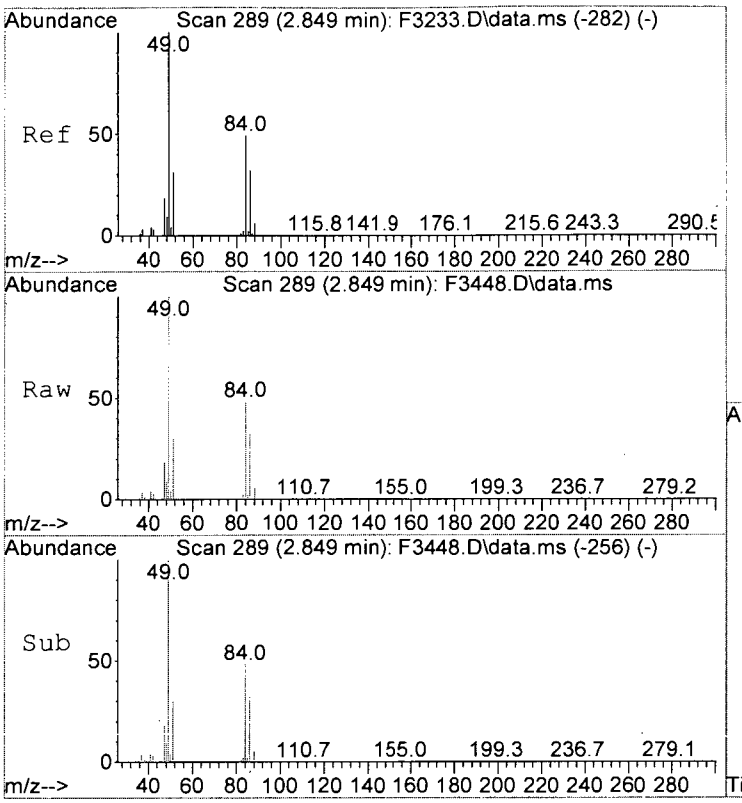

#22
Methylene Chloride
Concen: 148.11 ug/L
RT: 2.849 min Scan# 289
Delta R.T. -0.000 min
Lab File: F3448.D
Acq: 26 Oct 2015 1:51 pm

Tgt Ion: 84 Resp: 1031672

Ion	Ratio	Lower	Upper
84	100		
86	65.6	46.0	86.0
49	208.2	186.0	226.0
51	62.2	43.6	83.6

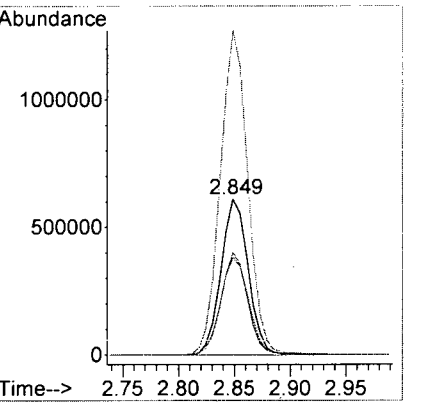

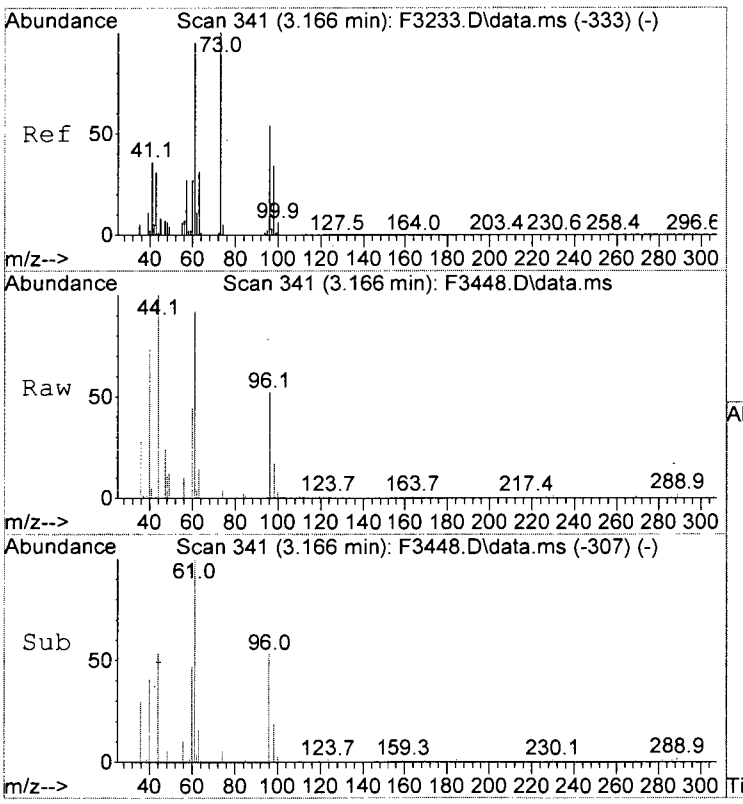

#26
trans-1,2-Dichloroethene
Concen: 0.35 ug/L
RT: 3.166 min Scan# 341
Delta R.T. -0.000 min
Lab File: F3448.D
Acq: 26 Oct 2015 1:51 pm

Tgt Ion: 96 Resp: 2112

Ion	Ratio	Lower	Upper
96	100		
98	32.9	42.3	82.3#
61	177.6	155.3	195.3

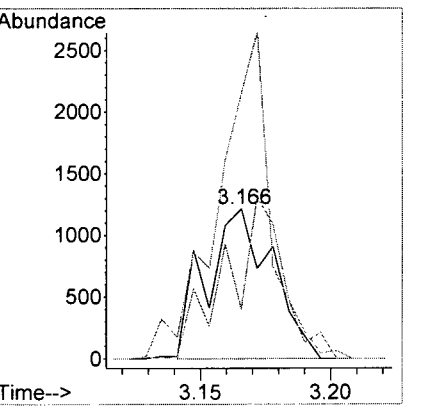



#27
1,1-Diclethane
Concen: 1.35 ug/L
RT: 3.708 min Scan# 430
Delta R.T. 0.006 min
Lab File: F3448.D
Acq: 26 Oct 2015 1:51 pm

Tgt Ion: 63 Resp: 16899

Ion	Ratio	Lower	Upper
63	100		
65	34.4	11.7	51.7
83	6.6	0.0	30.6

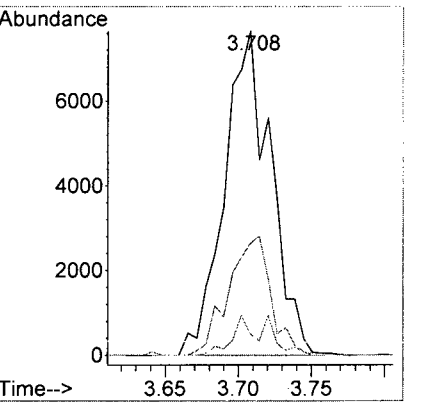

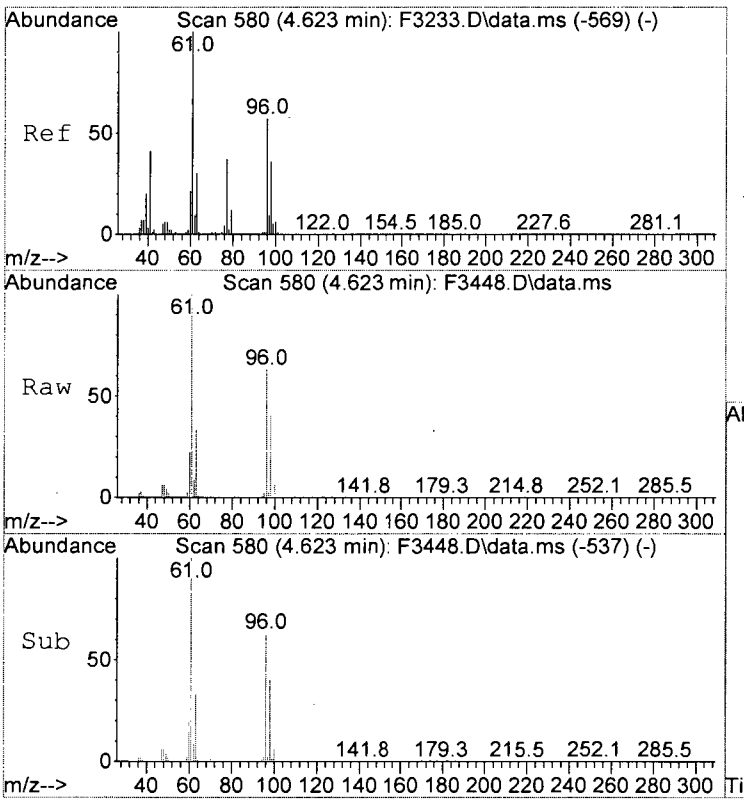

#33
cis-1,2-Dichloroethene
Concen: 102.33 ug/L
RT: 4.623 min Scan# 580
Delta R.T. 0.006 min
Lab File: F3448.D
Acq: 26 Oct 2015 1:51 pm

Tgt Ion: 96 Resp: 694020

Ion	Ratio	Lower	Upper
96	100		
61	157.7	157.0	197.0

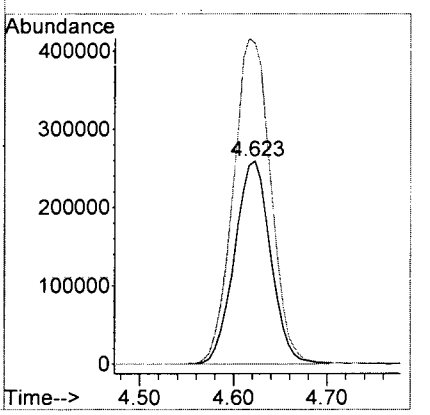

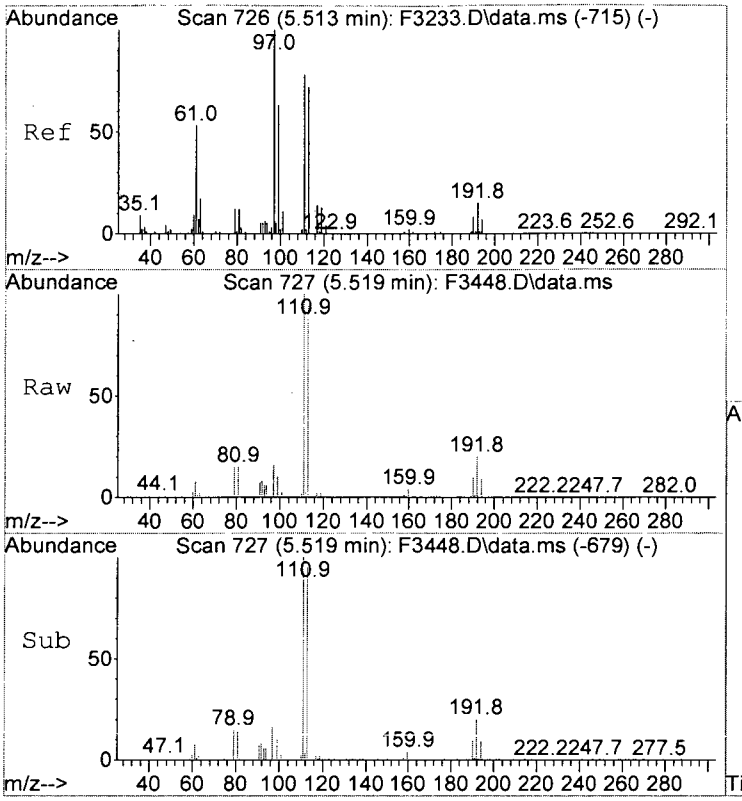

#40
1,1,1-Trichloroethane
Concen: 6.00 ug/L
RT: 5.519 min Scan# 727
Delta R.T. 0.012 min
Lab File: F3448.D
Acq: 26 Oct 2015 1:51 pm

Tgt Ion: 97 Resp: 50921

Ion	Ratio	Lower	Upper
97	100		
99	65.1	42.8	82.8
61	47.9	33.4	73.4

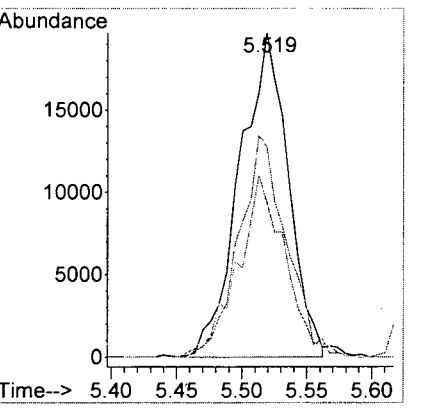

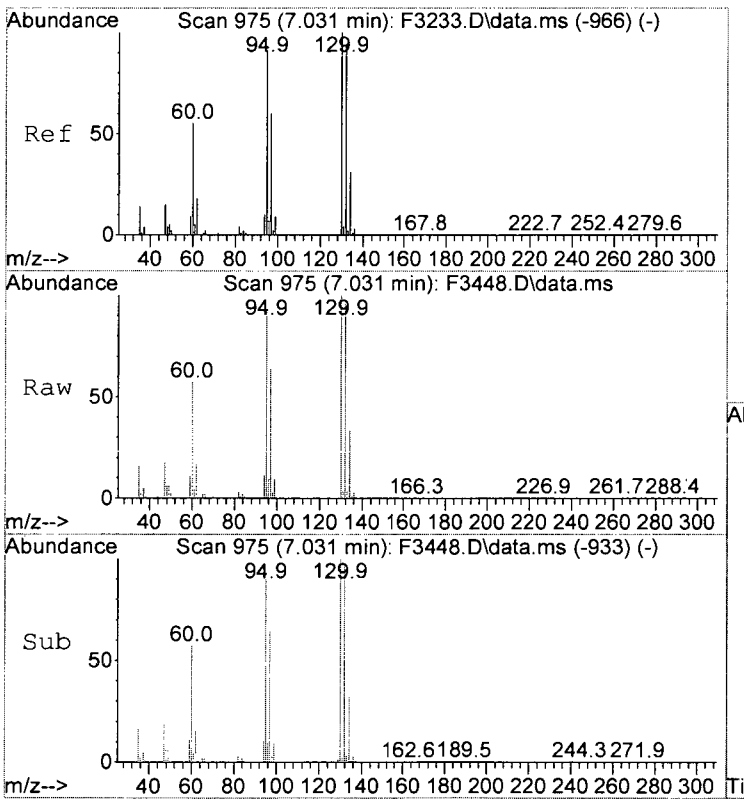

#53
Trichloroethene
Concen: 61.10 ug/L
RT: 7.031 min Scan# 975
Delta R.T. 0.006 min
Lab File: F3448.D
Acq: 26 Oct 2015 1:51 pm

Tgt Ion:130 Resp: 405041

Ion	Ratio	Lower	Upper
130	100		
132	97.0	74.1	114.1
95	93.3	70.9	110.9
97	63.6	39.7	79.7

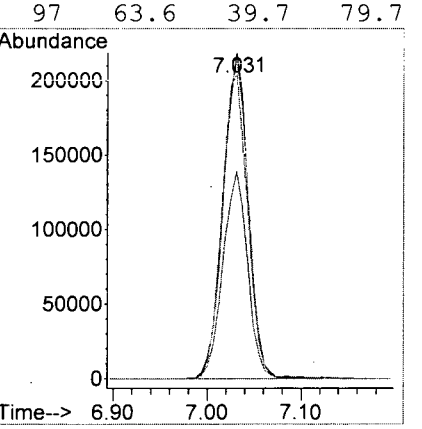

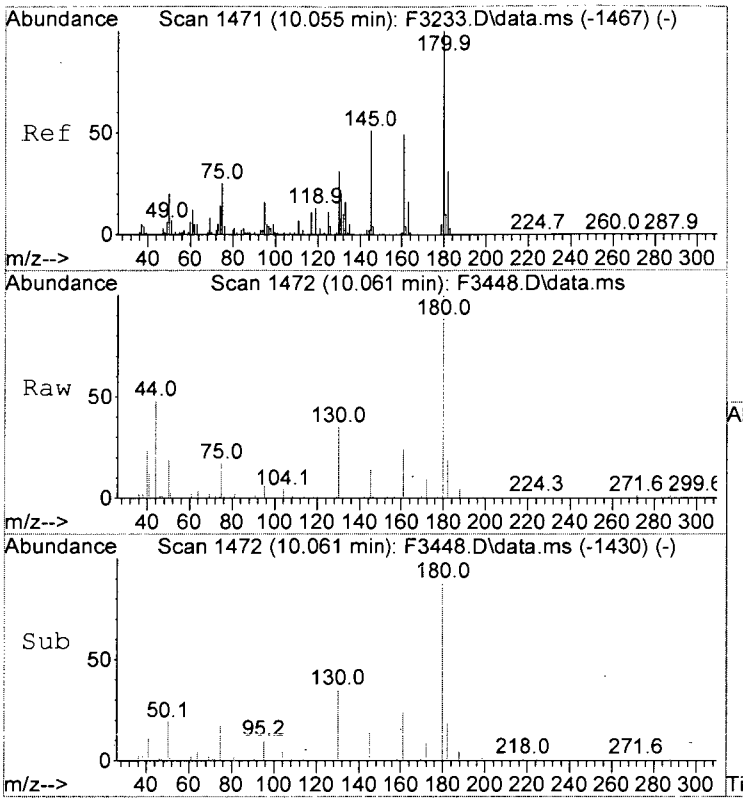

#79
4-Chlorobenzotrifluoride
Concen: 0.26 ug/L
RT: 10.061 min Scan# 1472
Delta R.T. 0.006 min
Lab File: F3448.D
Acq: 26 Oct 2015 1:51 pm

Tgt Ion:180 Resp: 2362

Ion	Ratio	Lower	Upper
180	100		
145	13.6	31.3	71.3#
161	24.2	29.2	69.2#

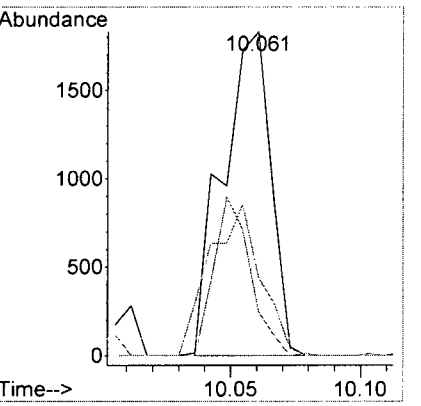

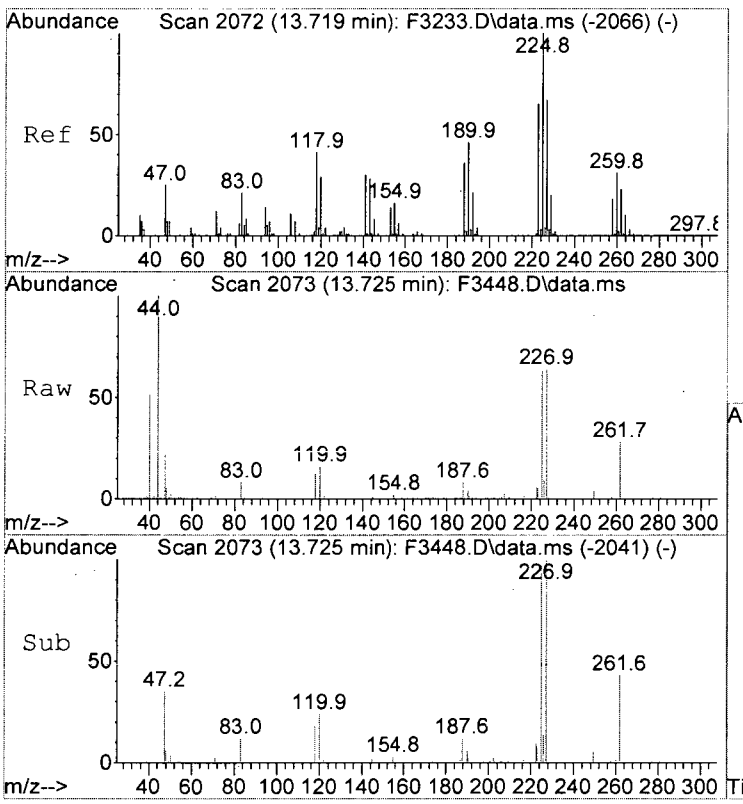

#115
Hexachlorobt
Concen: 0.21 ug/L
RT: 13.725 min Scan# 2073
Delta R.T. -0.000 min
Lab File: F3448.D
Acq: 26 Oct 2015 1:51 pm

Tgt Ion:225 Resp: 1031

Ion	Ratio	Lower	Upper
225	100		
223	17.3	45.0	85.0#
227	102.0	46.6	86.6#

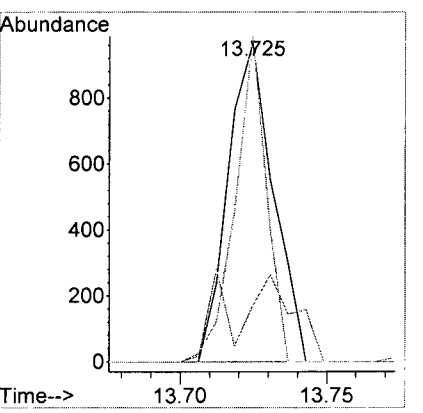

Client:	CB&I	**Service Request:**	R1509047
Project:	Textron Wheatfield/Annual Groundwater	**Date Collected:**	10/22/15 0940
Sample Matrix:	Water	**Date Received:**	10/22/15
		Date Analyzed:	10/26/15 14:18
Sample Name:	BAT-DUP-1-151022	**Units:**	µg/L
Lab Code:	R1509047-022	**Basis:**	NA

Volatile Organic Compounds by GC/MS

Analytical Method:	8260C	**Analysis Lot:**	468926
Prep Method:	EPA 5030C		
Data File Name:	I:\ACQUDATA\msvoa10\data\102615\F3449.D\	**Instrument Name:**	R-MS-10
		Dilution Factor:	10

CAS No.	Analyte Name	Result	Q	MRL	MDL	Note
74-87-3	Chloromethane	10	U	10	2.1	
75-01-4	Vinyl Chloride	**140**		10	3.2	
75-00-3	Chloroethane	10	U	10	2.4	
74-83-9	Bromomethane	10	U	10	2.9	
75-35-4	1,1-Dichloroethene	10	U	10	5.7	
67-64-1	Acetone	50	U	50	13	
75-15-0	Carbon Disulfide	10	U	10	2.2	
75-09-2	Methylene Chloride	**1300**		10	6.0	
156-60-5	trans-1,2-Dichloroethene	10	U	10	3.4	
75-34-3	1,1-Dichloroethane	**11**		10	2.0	
156-59-2	cis-1,2-Dichloroethene	**930**		10	3.0	
78-93-3	2-Butanone (MEK)	50	U	50	8.2	
67-66-3	Chloroform	10	U	10	2.5	
71-55-6	1,1,1-Trichloroethane	**58**		10	3.6	
56-23-5	Carbon Tetrachloride	10	U	10	4.5	
71-43-2	Benzene	10	U	10	2.0	
107-06-2	1,2-Dichloroethane	10	U	10	3.6	
79-01-6	Trichloroethene	**560**		10	2.2	
78-87-5	1,2-Dichloropropane	10	U	10	2.0	
75-27-4	Bromodichloromethane	10	U	10	3.2	
10061-01-5	cis-1,3-Dichloropropene	10	U	10	2.4	
108-10-1	4-Methyl-2-pentanone (MIBK)	50	U	50	6.7	
108-88-3	Toluene	10	U	10	2.0	
10061-02-6	trans-1,3-Dichloropropene	10	U	10	2.0	
79-00-5	1,1,2-Trichloroethane	10	U	10	3.5	
127-18-4	Tetrachloroethene	10	U	10	3.0	
591-78-6	2-Hexanone	50	U	50	17	
124-48-1	Dibromochloromethane	10	U	10	3.1	
108-90-7	Chlorobenzene	10	U	10	2.9	
100-41-4	Ethylbenzene	10	U	10	2.0	
179601-23-1	m,p-Xylenes	20	U	20	3.4	
95-47-6	o-Xylene	10	U	10	2.0	
100-42-5	Styrene	10	U	10	2.0	
75-25-2	Bromoform	10	U	10	4.2	
79-34-5	1,1,2,2-Tetrachloroethane	10	U	10	2.5	

ALS Group USA, Corp. dba ALS Environmental

Analytical Report

Client:	CB&I	**Service Request:**	R1509047
Project:	Textron Wheatfield/Annual Groundwater	**Date Collected:**	10/22/15 0940
Sample Matrix:	Water	**Date Received:**	10/22/15
		Date Analyzed:	10/26/15 14:18
Sample Name:	BAT-DUP-1-151022	**Units:**	µg/L
Lab Code:	R1509047-022	**Basis:**	NA

Volatile Organic Compounds by GC/MS

Analytical Method:	8260C	**Analysis Lot:**	468926
Prep Method:	EPA 5030C		
Data File Name:	I:\ACQUDATA\msvoa10\data\102615\F3449.D\	**Instrument Name:**	R-MS-10
		Dilution Factor:	10

CAS No.	Analyte Name	Result	Q	MRL	MDL	Note

Surrogate Name	%Rec	Control Limits	Date Analyzed	Q
4-Bromofluorobenzene	101	85-122	10/26/15 14:18	
Toluene-d8	105	87-121	10/26/15 14:18	
Dibromofluoromethane	105	89-119	10/26/15 14:18	

Quantitation Report (QT Reviewed)

Data Path : I:\ACQUDATA\msvoa10\data\102615\
Data File : F3449.D
Acq On : 26 Oct 2015 2:18 pm
Operator : F. Naegler
Sample : R1509047-022|10.0 Inst : MSVOA10
Misc : CBI 13429 T4
ALS Vial : 7 Sample Multiplier: 1

Quant Time: Oct 29 16:54:40 2015
Quant Method : I:\ACQUDATA\MSVOA10\METHODS\W101915.M
Quant Title : MS#10 - 8260B WATERS 10mL Purge
QLast Update : Tue Oct 20 12:01:30 2015
Response via : Initial Calibration

Compound	R.T.	QIon	Response	Conc	Units	Dev(Min)
Internal Standards						
1) Pentafluorobenzene	5.665	168	720364	50.00	ug/L	0.00
41) 1,4-Difluorobenzene	6.714	114	1041721	50.00	ug/L	0.00
70) d5-Chlorobenzene	9.957	117	944695	50.00	ug/L	0.00
90) 1,4-Dichlorobenzene-d4	11.987	152	498140	50.00	ug/L	0.00
System Monitoring Compounds						
43) surr4,Dibrflmethane	5.513	113	334475	52.34	ug/L	0.00
Spiked Amount 50.000	Range 89 - 119		Recovery =	104.68%		
46) surr1,1,2-dichloroetha...	6.031	65	468839	54.55	ug/L	0.00
Spiked Amount 50.000	Range 73 - 125		Recovery =	109.10%		
64) SURR3,Toluene-d8	8.488	98	1244908	52.45	ug/L	0.00
Spiked Amount 50.000	Range 87 - 121		Recovery =	104.90%		
69) SURR2,BFB	11.018	95	480964	50.74	ug/L	0.00
Spiked Amount 50.000	Range 85 - 122		Recovery =	101.48%		
Target Compounds						Qvalue
4) Vinyl Chloride	1.379	62	165240	13.74	ug/L	98
5) Bromomethane	1.623	94	447	Below Cal		91
7) Freon 21	1.867	67	43886	3.16	ug/L	93
8) Trichlorofluoromethane	1.910	101	110149	10.67	ug/L	98
10) Freon 123a	2.178	67	3029	0.35	ug/L	92
13) 1,1-Diclethene	2.361	96	2955	0.52	ug/L	87
14) Freon 113	2.373	101	56931	8.90	ug/L	95
22) Methylene Chloride	2.849	84	995242	132.91	ug/L	97
26) trans-1,2-Dichloroethene	3.166	96	1976m	0.30	ug/L	
27) 1,1-Diclethane	3.708	63	14513	1.08	ug/L	94
33) cis-1,2-Dichloroethene	4.623	96	677734	92.96	ug/L	91
40) 1,1,1-Trichloroethane	5.513	97	52880	5.79	ug/L	84
53) Trichloroethene	7.031	130	399402	55.94	ug/L	96

(#) = qualifier out of range (m) = manual integration (+) = signals summed

FN 10/29/15
KR 10/30/15

Quantitation Report (Qedit)

Data Path : I:\ACQUDATA\msvoa10\data\102615\
Data File : F3449.D
Acq On : 26 Oct 2015 2:18 pm
Operator : F. Naegler
Sample : R1509047-022|10.0 Inst : MSVOA10
Misc : CBI 13429 T4
ALS Vial : 7 Sample Multiplier: 1

Quant Time: Oct 26 14:32:46 2015
Quant Method : I:\ACQUDATA\MSVOA10\METHODS\W101915.M
Quant Title : MS#10 - 8260B WATERS 10mL Purge
QLast Update : Tue Oct 20 12:01:30 2015
Response via : Initial Calibration

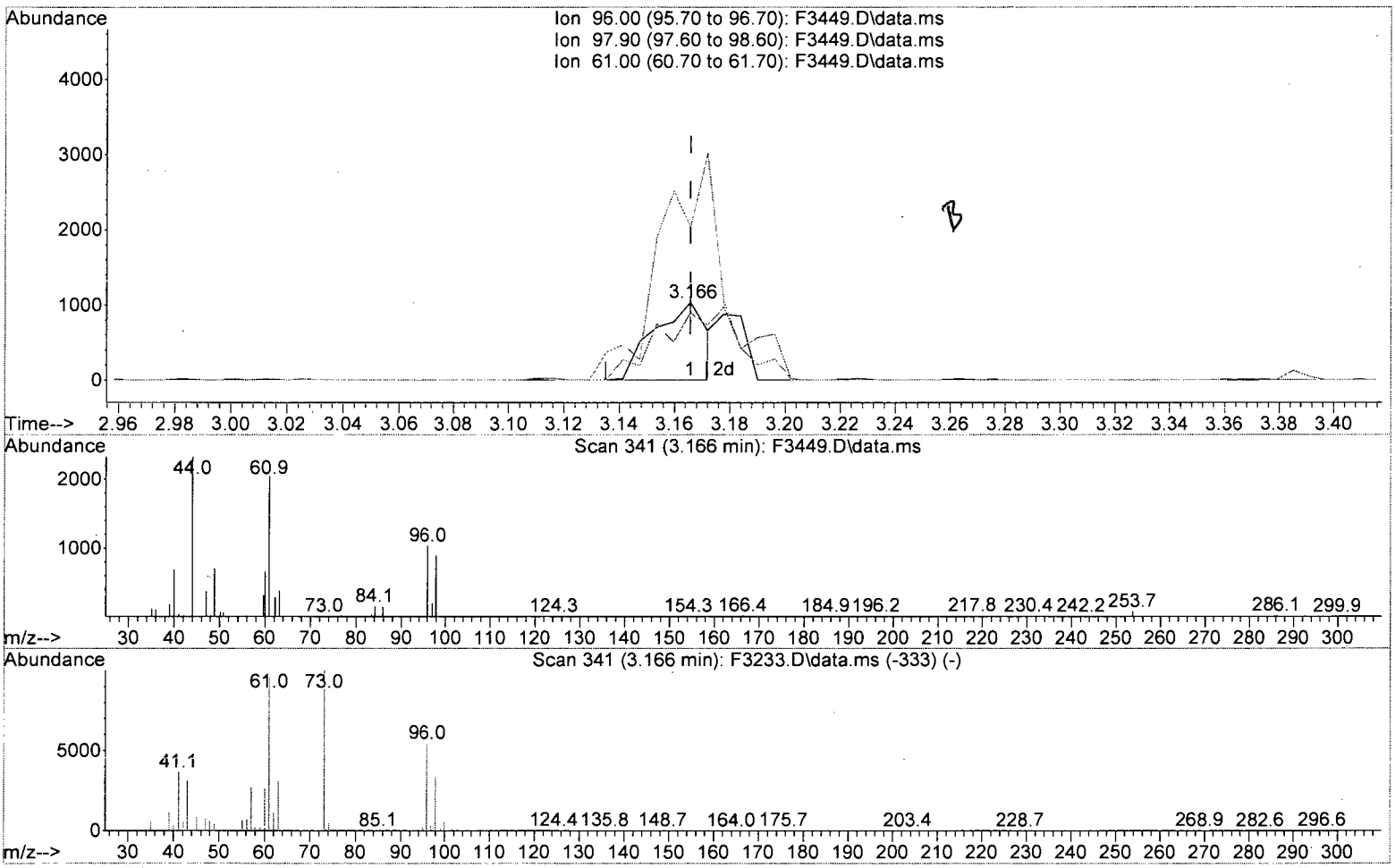

TIC: F3449.D\data.ms

(26) trans-1,2-Dichloroethene (P)

3.166min (-0.000) 0.21 ug/L

response 1347

Ion	Exp%	Act%
96.00	100	100
97.90	62.30	86.53#
61.00	175.30	197.48#
0.00	0.00	0.00

Quantitation Report (Qedit)

Data Path : I:\ACQUDATA\msvoa10\data\102615\
Data File : F3449.D
Acq On : 26 Oct 2015 2:18 pm
Operator : F. Naegler
Sample : R1509047-022|10.0 Inst : MSVOA10
Misc : CBI 13429 T4
ALS Vial : 7 Sample Multiplier: 1

Quant Time: Oct 26 14:32:46 2015
Quant Method : I:\ACQUDATA\MSVOA10\METHODS\W101915.M
Quant Title : MS#10 - 8260B WATERS 10mL Purge
QLast Update : Tue Oct 20 12:01:30 2015
Response via : Initial Calibration

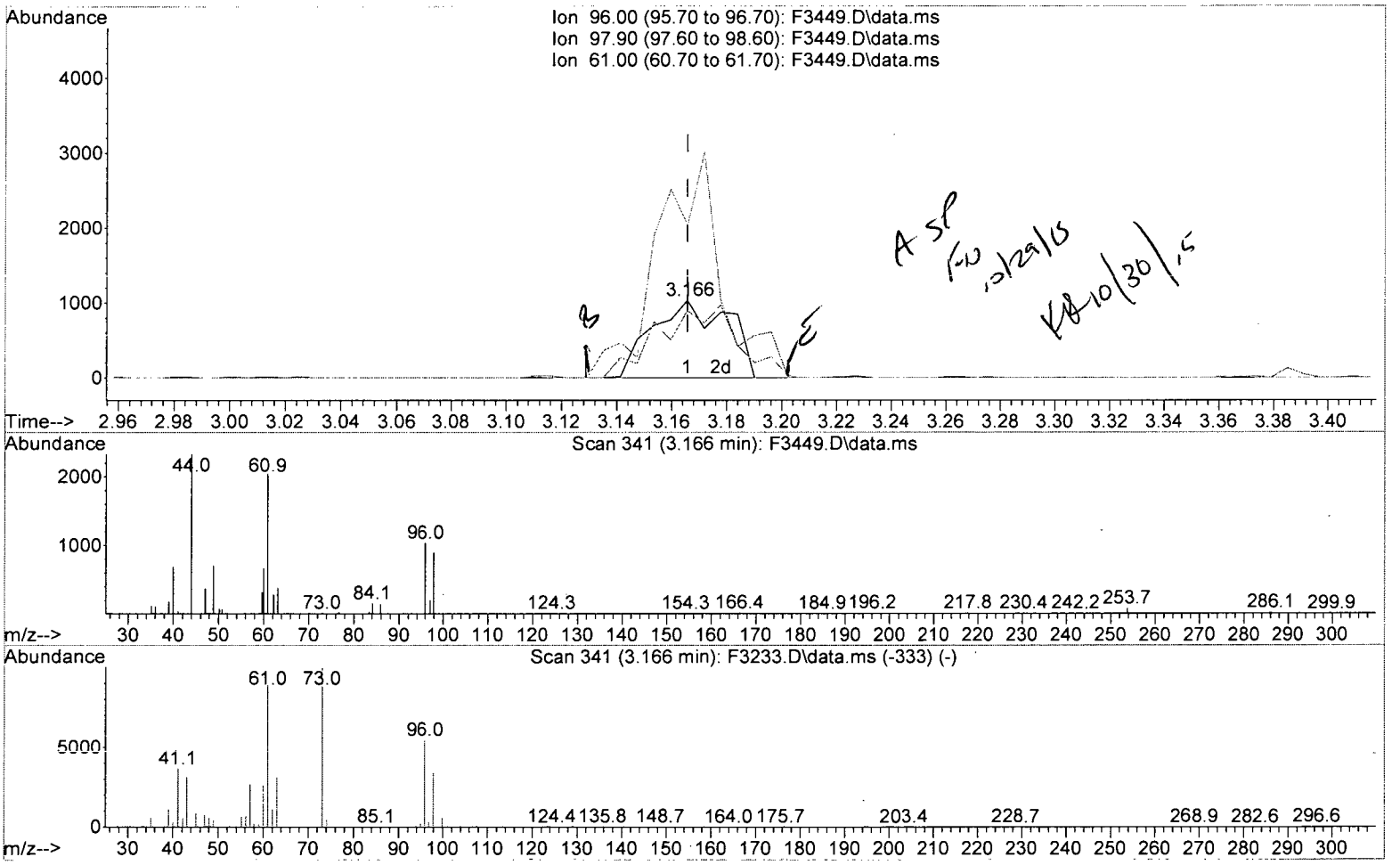

TIC: F3449.D\data.ms

(26) trans-1,2-Dichloroethene (P)

3.166min (-0.000) 0.30 ug/L m

response 1976

Ion	Exp%	Act%
96.00	100	100
97.90	62.30	86.53#
61.00	175.30	197.48#
0.00	0.00	0.00

Quantitation Report (QT Reviewed)

Data Path : I:\ACQUDATA\msvoa10\data\102615\
Data File : F3449.D
Acq On : 26 Oct 2015 2:18 pm
Operator : F. Naegler
Sample : R1509047-022|10.0 Inst : MSVOA10
Misc : CBI 13429 T4
ALS Vial : 7 Sample Multiplier: 1

Quant Time: Oct 29 16:54:40 2015
Quant Method : I:\ACQUDATA\MSVOA10\METHODS\W101915.M
Quant Title : MS#10 - 8260B WATERS 10mL Purge
QLast Update : Tue Oct 20 12:01:30 2015
Response via : Initial Calibration

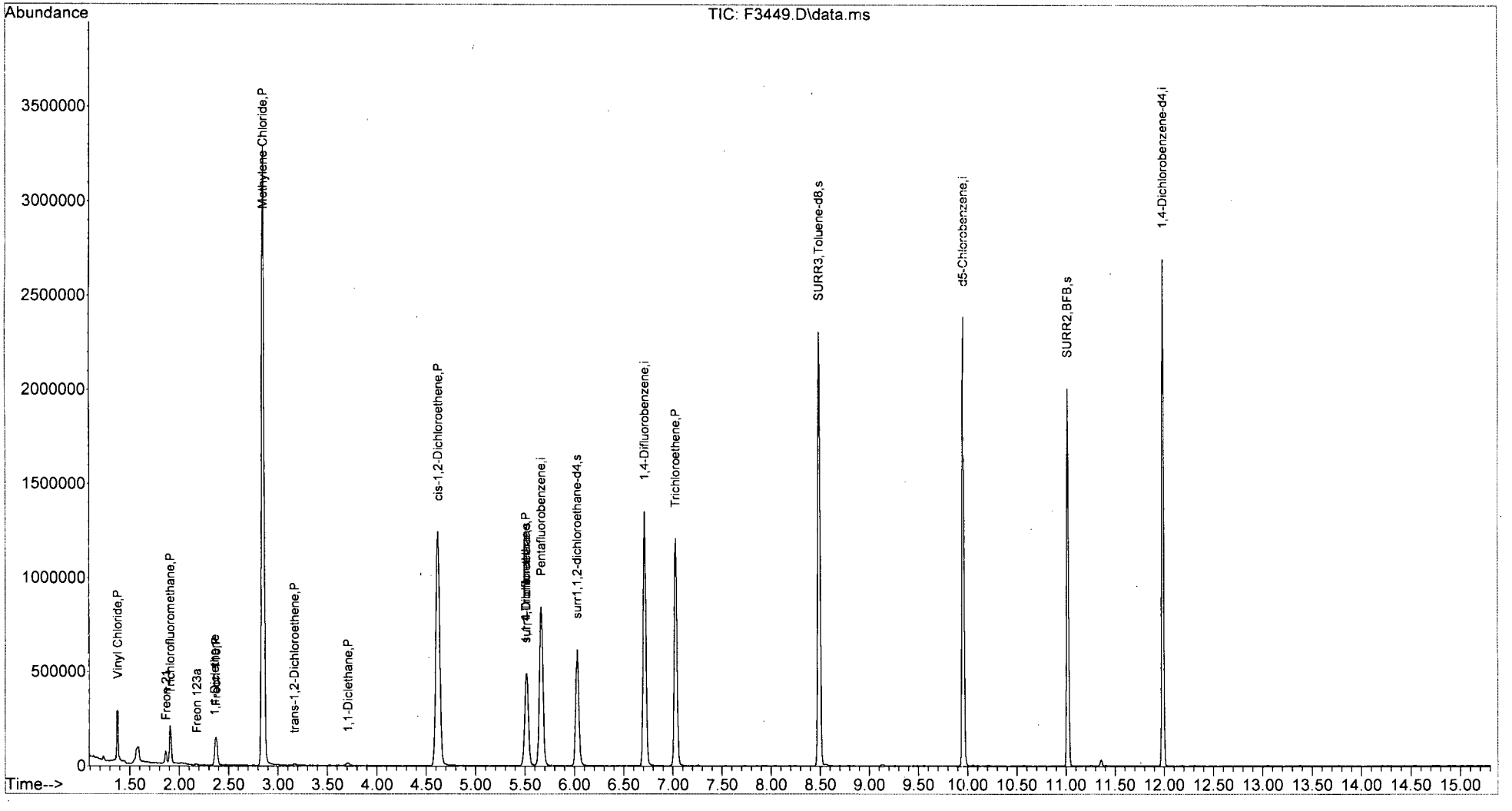

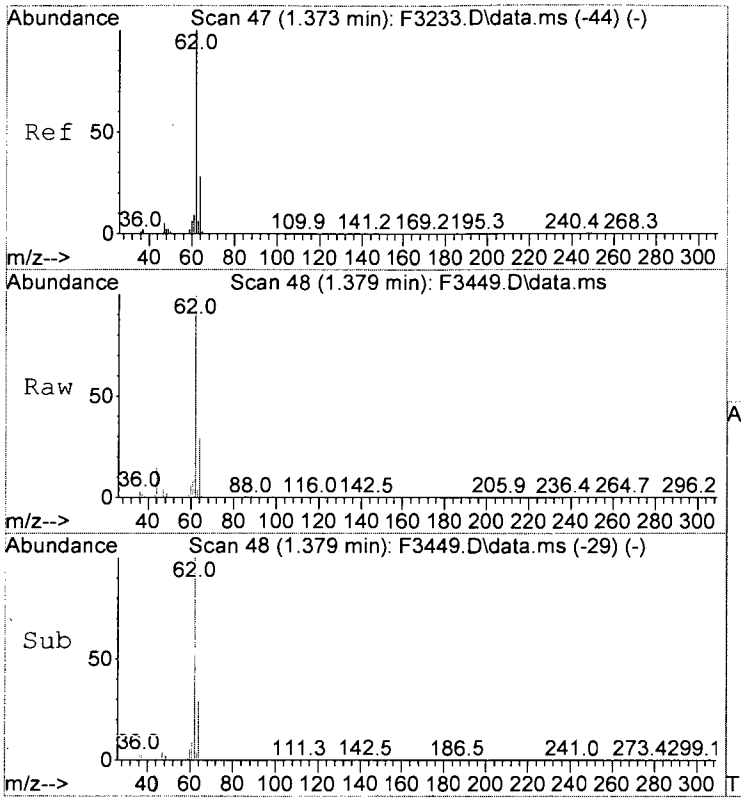

#4
Vinyl Chloride
Concen: 13.74 ug/L
RT: 1.379 min Scan# 48
Delta R.T. -0.000 min
Lab File: F3449.D
Acq: 26 Oct 2015 2:18 pm

Tgt Ion: 62 Resp: 165240

Ion	Ratio	Lower	Upper
62	100		
64	29.5	8.4	48.4

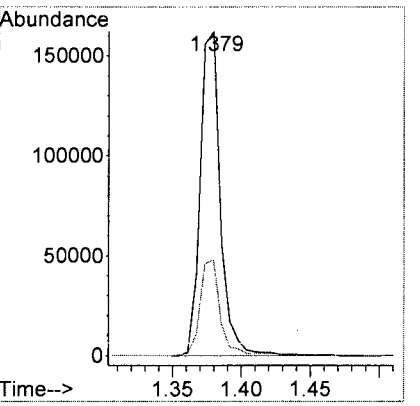

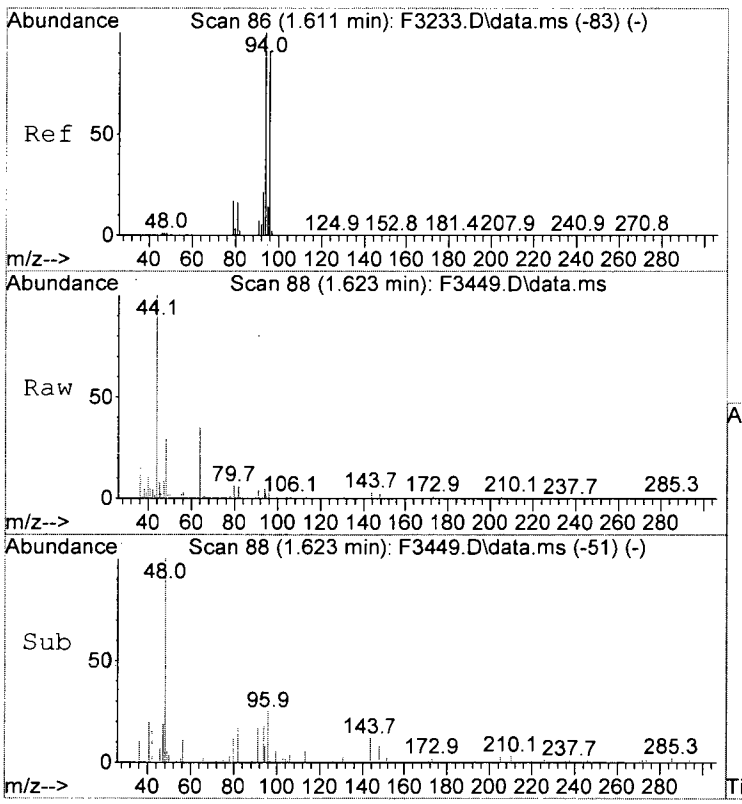

#5
Bromomethane
Concen: Below Cal
RT: 1.623 min Scan# 88
Delta R.T. 0.000 min
Lab File: F3449.D
Acq: 26 Oct 2015 2:18 pm

Tgt Ion: 94 Resp: 447

Ion	Ratio	Lower	Upper
94	100		
96	99.4	71.0	111.0

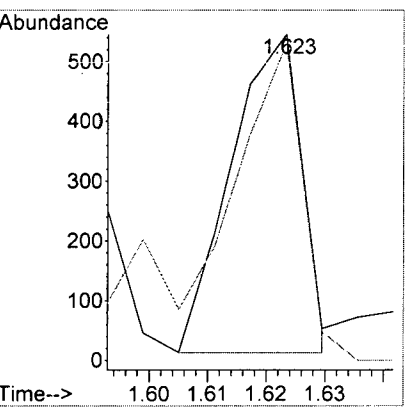



#7
Freon 21
Concen: 3.16 ug/L
RT: 1.867 min Scan# 128
Delta R.T. -0.000 min
Lab File: F3449.D
Acq: 26 Oct 2015 2:18 pm

Tgt Ion: 67 Resp: 43886

Ion	Ratio	Lower	Upper
67	100		
69	25.8	9.8	49.8

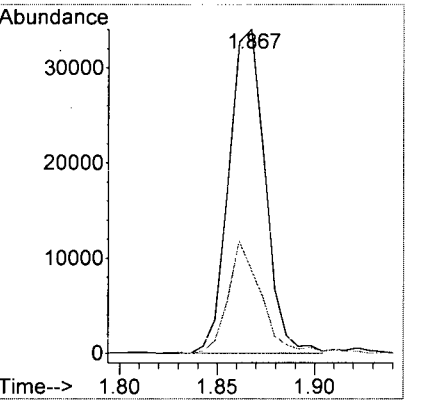

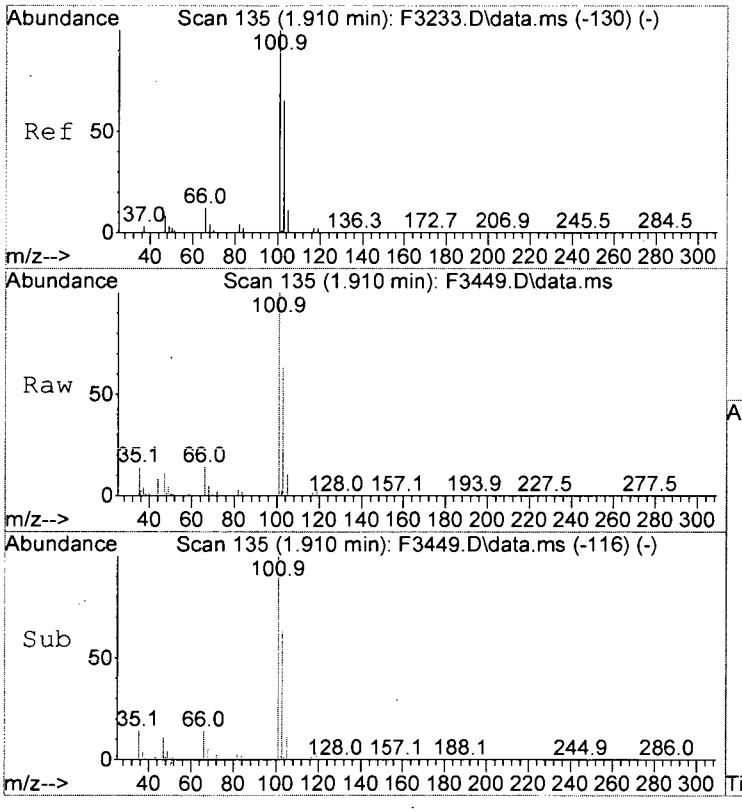

#8
Trichlorofluoromethane
Concen: 10.67 ug/L
RT: 1.910 min Scan# 135
Delta R.T. -0.006 min
Lab File: F3449.D
Acq: 26 Oct 2015 2:18 pm

Tgt Ion:101 Resp: 110149

Ion	Ratio	Lower	Upper
101	100		
103	63.0	44.4	84.4
66	13.9	0.0	32.9

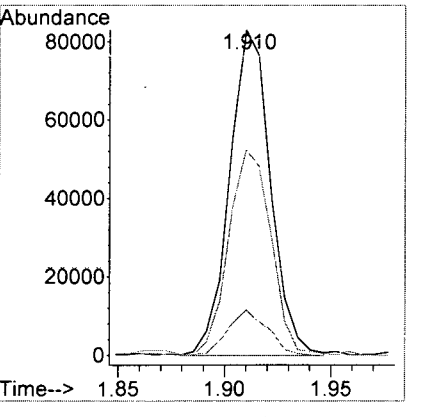

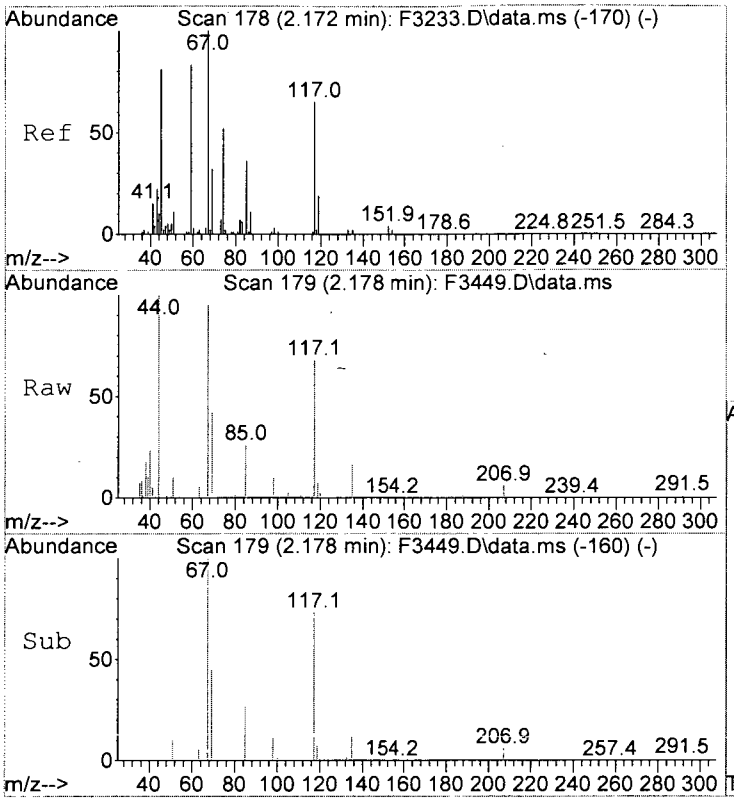

#10
Freon 123a
Concen: 0.35 ug/L
RT: 2.178 min Scan# 179
Delta R.T. -0.000 min
Lab File: F3449.D
Acq: 26 Oct 2015 2:18 pm

Tgt Ion: 67 Resp: 3029

Ion	Ratio	Lower	Upper
67	100		
117	72.0	46.0	86.0

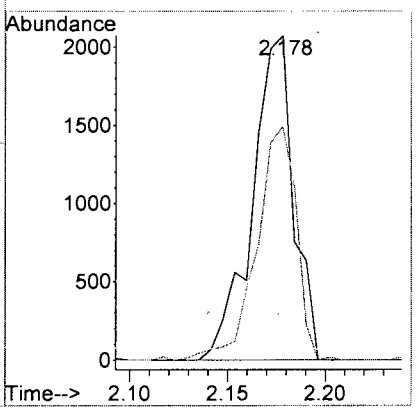

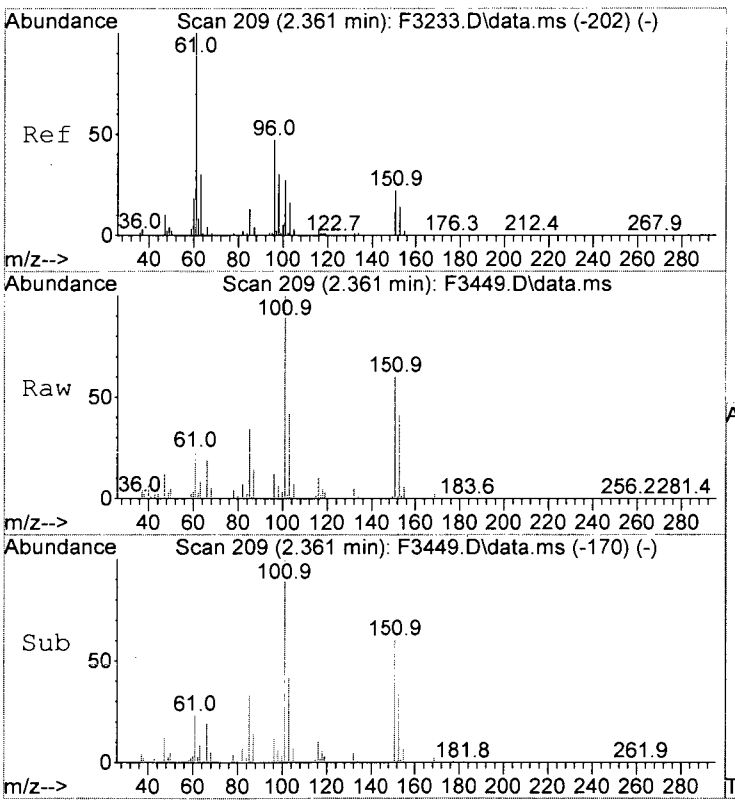

#13
1,1-Diclethene
Concen: 0.52 ug/L
RT: 2.361 min Scan# 209
Delta R.T. -0.012 min
Lab File: F3449.D
Acq: 26 Oct 2015 2:18 pm

Tgt Ion: 96 Resp: 2955

Ion	Ratio	Lower	Upper
96	100		
98	53.6	44.2	84.2
61	192.8	192.7	232.7

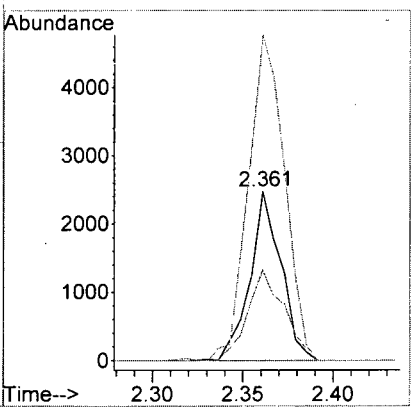

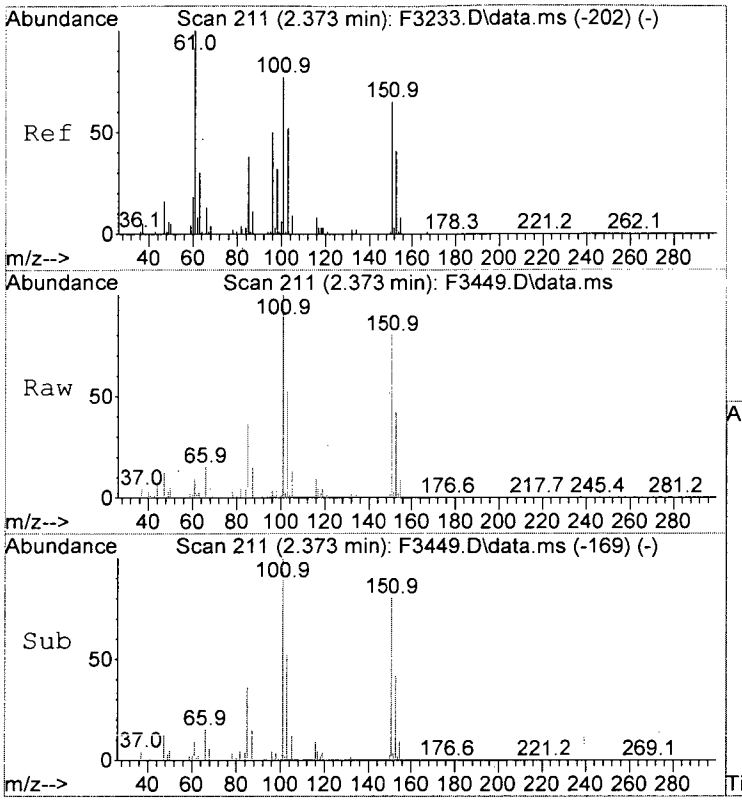

#14
Freon 113
Concen: 8.90 ug/L
RT: 2.373 min Scan# 211
Delta R.T. -0.000 min
Lab File: F3449.D
Acq: 26 Oct 2015 2:18 pm

Tgt Ion:101 Resp: 56931

Ion	Ratio	Lower	Upper
101	100		
151	80.3	64.5	104.5

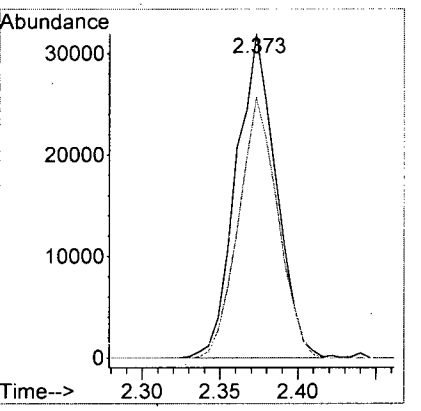

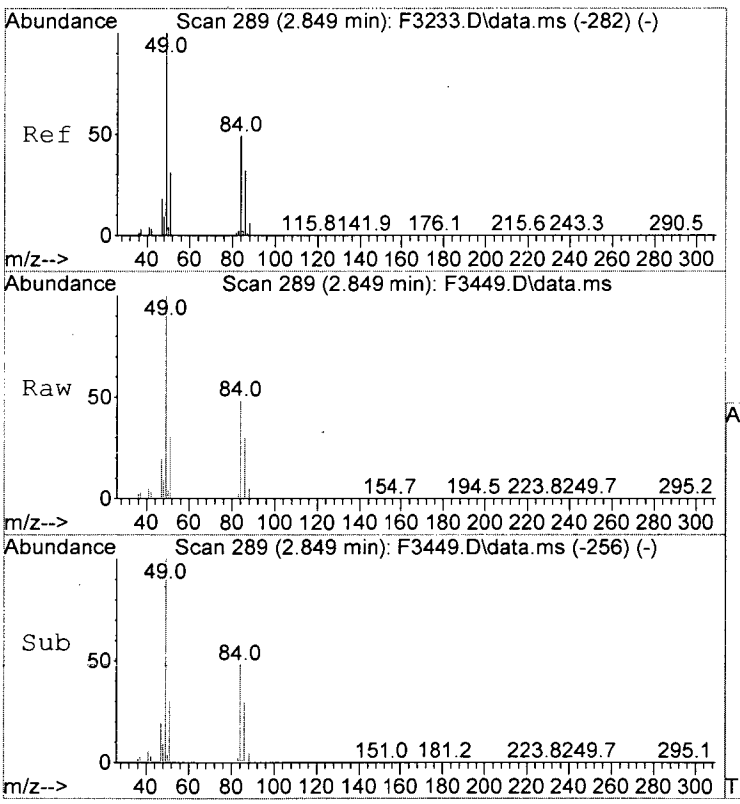

#22
Methylene Chloride
Concen: 132.91 ug/L
RT: 2.849 min Scan# 289
Delta R.T. -0.000 min
Lab File: F3449.D
Acq: 26 Oct 2015 2:18 pm

Tgt Ion: 84 Resp: 995242

Ion	Ratio	Lower	Upper
84	100		
86	63.0	46.0	86.0
49	210.4	186.0	226.0
51	62.9	43.6	83.6

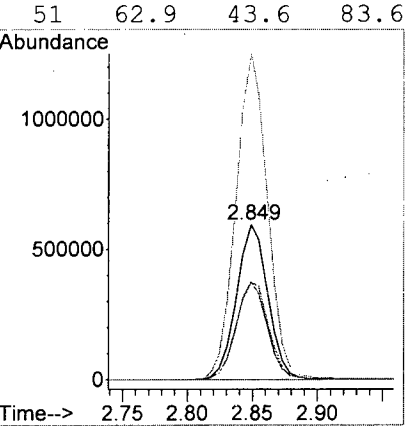

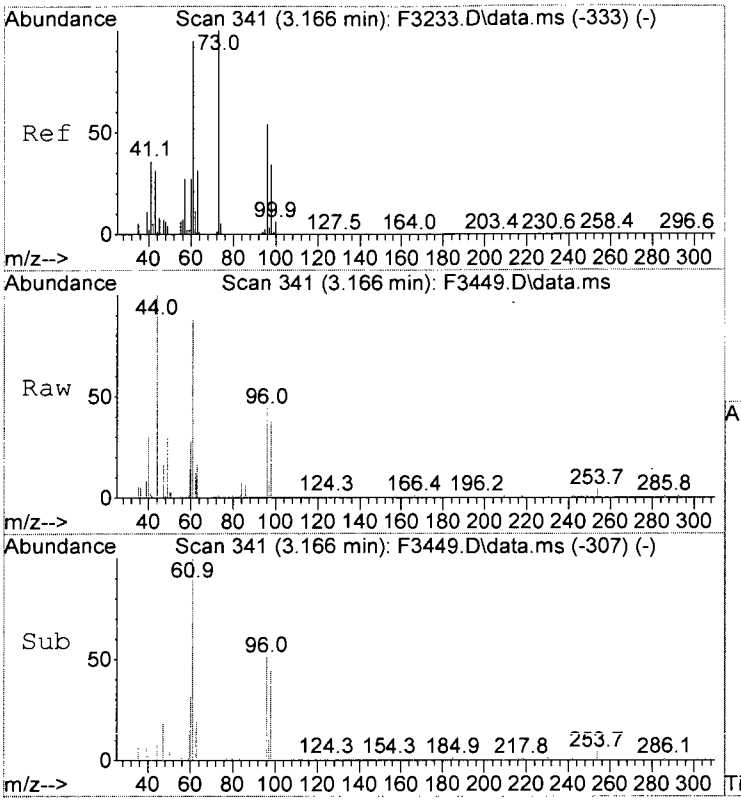

#26
trans-1,2-Dichloroethene
Concen: 0.30 ug/L m
RT: 3.166 min Scan# 341
Delta R.T. -0.000 min
Lab File: F3449.D
Acq: 26 Oct 2015 2:18 pm

Tgt Ion: 96 Resp: 1976

Ion	Ratio	Lower	Upper
96	100		
98	86.5	42.3	82.3#
61	197.5	155.3	195.3#

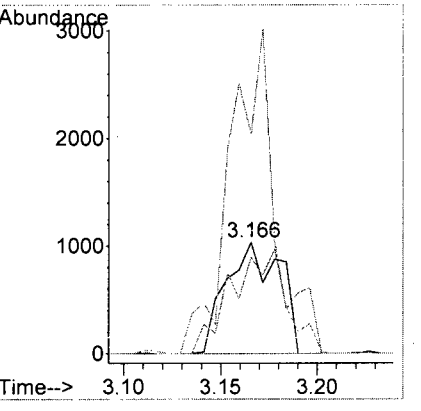



#27
1,1-Diclethane
Concen: 1.08 ug/L
RT: 3.708 min Scan# 430
Delta R.T. 0.006 min
Lab File: F3449.D
Acq: 26 Oct 2015 2:18 pm

Tgt Ion: 63 Resp: 14513

Ion	Ratio	Lower	Upper
63	100		
65	28.0	11.7	51.7
83	8.4	0.0	30.6

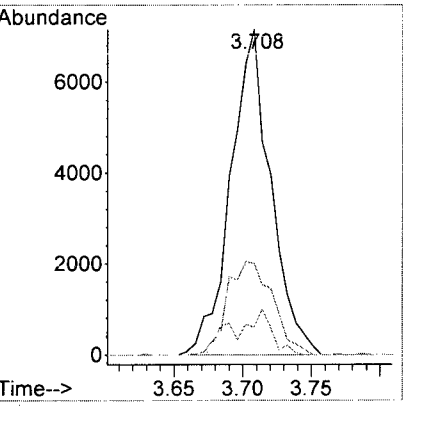

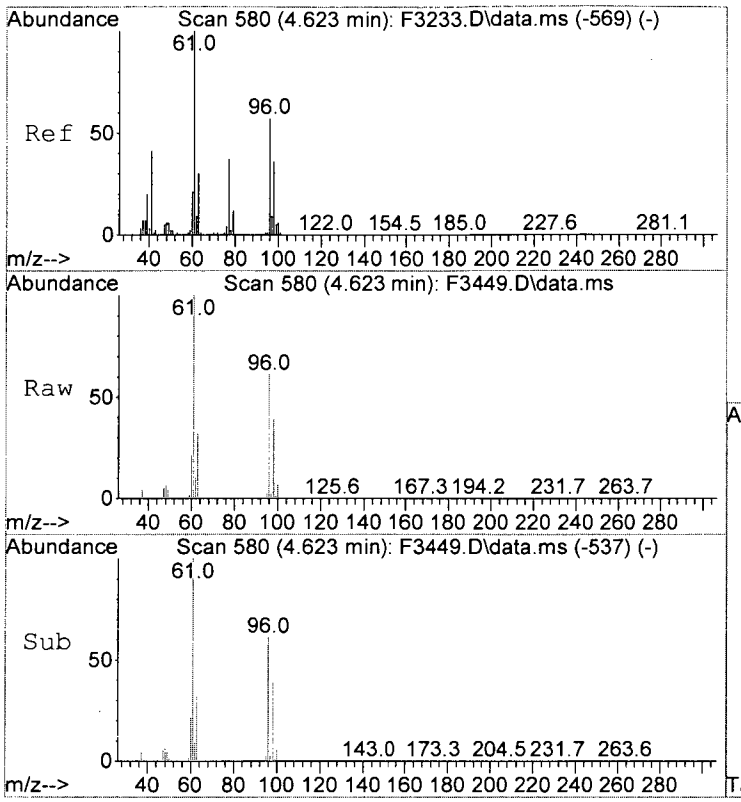

#33
cis-1,2-Dichloroethene
Concen: 92.96 ug/L
RT: 4.623 min Scan# 580
Delta R.T. 0.006 min
Lab File: F3449.D
Acq: 26 Oct 2015 2:18 pm

Tgt Ion: 96 Resp: 677734

Ion	Ratio	Lower	Upper
96	100		
61	163.7	157.0	197.0

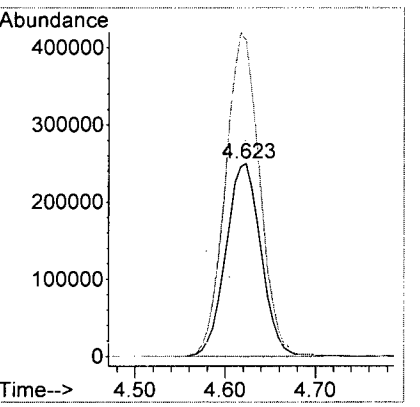

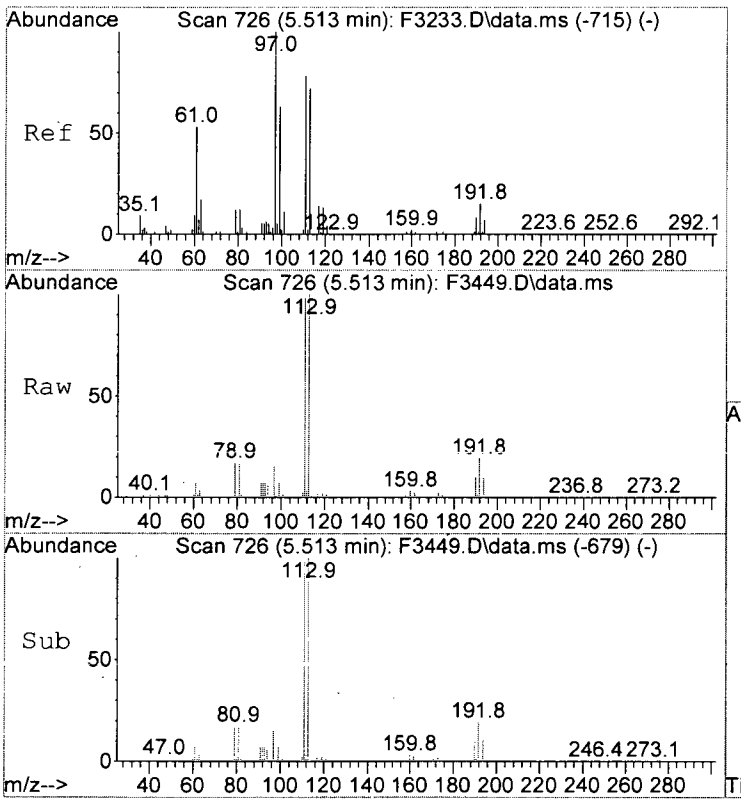

#40
1,1,1-Trichloroethane
Concen: 5.79 ug/L
RT: 5.513 min Scan# 726
Delta R.T. 0.006 min
Lab File: F3449.D
Acq: 26 Oct 2015 2:18 pm

Tgt Ion: 97 Resp: 52880

Ion	Ratio	Lower	Upper
97	100		
99	48.5	42.8	82.8
61	43.6	33.4	73.4

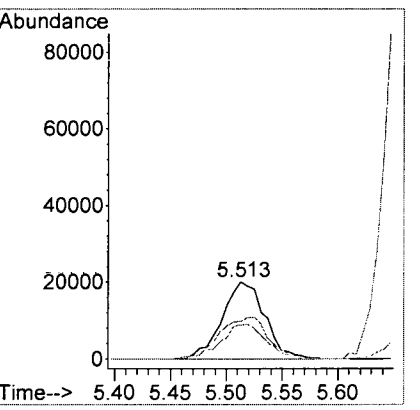

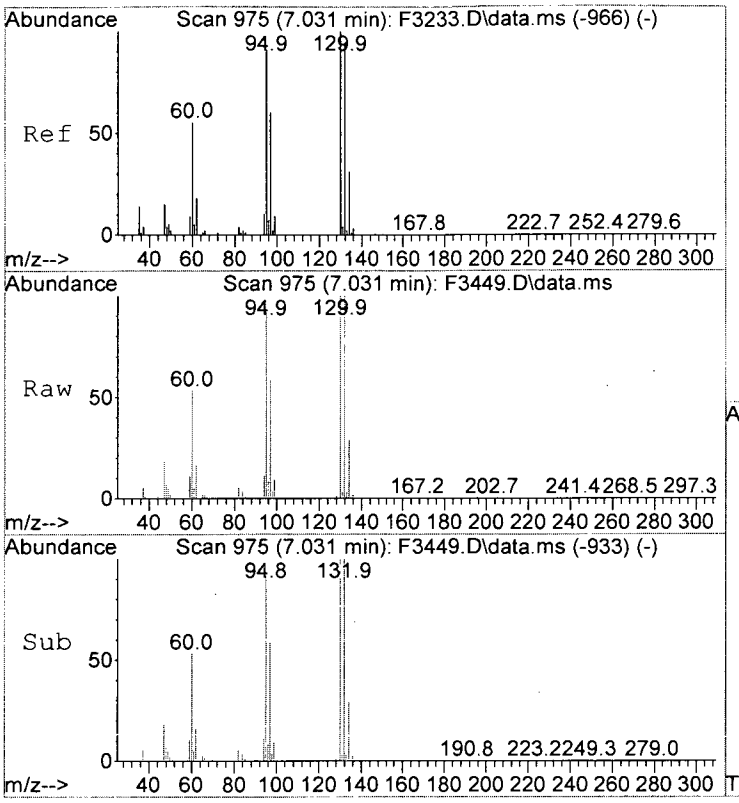

#53
Trichloroethene
Concen: 55.94 ug/L
RT: 7.031 min Scan# 975
Delta R.T. 0.006 min
Lab File: F3449.D
Acq: 26 Oct 2015 2:18 pm

Tgt Ion:130 Resp: 399402

Ion	Ratio	Lower	Upper
130	100		
132	100.3	74.1	114.1
95	92.7	70.9	110.9
97	58.6	39.7	79.7

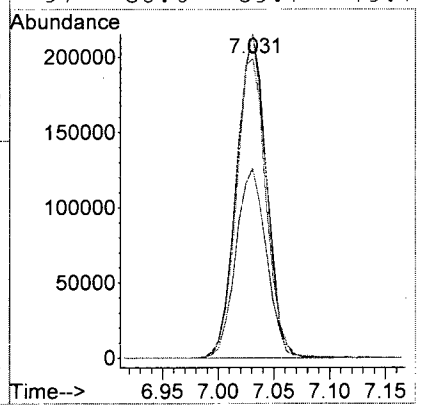

Client:	CB&I	**Service Request:**	R1509047
Project:	Textron Wheatfield/Annual Groundwater	**Date Collected:**	10/22/15 1025
Sample Matrix:	Water	**Date Received:**	10/22/15
		Date Analyzed:	10/26/15 14:42
Sample Name:	BAT-89-15(1)-151022	**Units:**	µg/L
Lab Code:	R1509047-023	**Basis:**	NA

Volatile Organic Compounds by GC/MS

Analytical Method:	8260C	**Analysis Lot:**	468926
Prep Method:	EPA 5030C		
Data File Name:	I:\ACQUDATA\msvoa10\data\102615\F3450.D\	**Instrument Name:**	R-MS-10
		Dilution Factor:	250

CAS No.	Analyte Name	Result	Q	MRL	MDL	Note
74-87-3	Chloromethane	250	U	250	53	
75-01-4	Vinyl Chloride	**210**	J	250	80	
75-00-3	Chloroethane	250	U	250	60	
74-83-9	Bromomethane	250	U	250	73	
75-35-4	1,1-Dichloroethene	250	U	250	150	
67-64-1	Acetone	1300	U	1300	310	
75-15-0	Carbon Disulfide	250	U	250	55	
75-09-2	Methylene Chloride	**25000**		250	150	
156-60-5	trans-1,2-Dichloroethene	250	U	250	83	
75-34-3	1,1-Dichloroethane	250	U	250	50	
156-59-2	cis-1,2-Dichloroethene	**4800**		250	75	
78-93-3	2-Butanone (MEK)	1300	U	1300	210	
67-66-3	Chloroform	250	U	250	63	
71-55-6	1,1,1-Trichloroethane	250	U	250	90	
56-23-5	Carbon Tetrachloride	250	U	250	120	
71-43-2	Benzene	250	U	250	50	
107-06-2	1,2-Dichloroethane	250	U	250	90	
79-01-6	Trichloroethene	**43000**		250	55	
78-87-5	1,2-Dichloropropane	250	U	250	50	
75-27-4	Bromodichloromethane	250	U	250	80	
10061-01-5	cis-1,3-Dichloropropene	250	U	250	60	
108-10-1	4-Methyl-2-pentanone (MIBK)	1300	U	1300	170	
108-88-3	Toluene	250	U	250	50	
10061-02-6	trans-1,3-Dichloropropene	250	U	250	50	
79-00-5	1,1,2-Trichloroethane	250	U	250	85	
127-18-4	Tetrachloroethene	250	U	250	75	
591-78-6	2-Hexanone	1300	U	1300	420	
124-48-1	Dibromochloromethane	250	U	250	78	
108-90-7	Chlorobenzene	250	U	250	73	
100-41-4	Ethylbenzene	250	U	250	50	
179601-23-1	m,p-Xylenes	500	U	500	83	
95-47-6	o-Xylene	250	U	250	50	
100-42-5	Styrene	250	U	250	50	
75-25-2	Bromoform	250	U	250	110	
79-34-5	1,1,2,2-Tetrachloroethane	250	U	250	63	

ALS Group USA, Corp. dba ALS Environmental

Analytical Report

Client:	CB&I	**Service Request:**	R1509047
Project:	Textron Wheatfield/Annual Groundwater	**Date Collected:**	10/22/15 1025
Sample Matrix:	Water	**Date Received:**	10/22/15
		Date Analyzed:	10/26/15 14:42
Sample Name:	BAT-89-15(1)-151022	**Units:**	µg/L
Lab Code:	R1509047-023	**Basis:**	NA

Volatile Organic Compounds by GC/MS

Analytical Method:	8260C	**Analysis Lot:**	468926
Prep Method:	EPA 5030C		
Data File Name:	I:\ACQUDATA\msvoa10\data\102615\F3450.D\	**Instrument Name:**	R-MS-10
		Dilution Factor:	250

CAS No.	Analyte Name	Result	Q	MRL	MDL	Note

Surrogate Name	%Rec	Control Limits	Date Analyzed	Q
4-Bromofluorobenzene	98	85-122	10/26/15 14:42	
Toluene-d8	102	87-121	10/26/15 14:42	
Dibromofluoromethane	102	89-119	10/26/15 14:42	

Quantitation Report (QT Reviewed)

Data Path : I:\ACQUDATA\msvoa10\data\102615\
Data File : F3450.D
Acq On : 26 Oct 2015 2:42 pm
Operator : F. Naegler
Sample : R1509047-023|250.0 Inst : MSVOA10
Misc : CBI 13429 T4
ALS Vial : 8 Sample Multiplier: 1

Quant Time: Oct 29 16:57:05 2015
Quant Method : I:\ACQUDATA\MSVOA10\METHODS\W101915.M
Quant Title : MS#10 - 8260B WATERS 10mL Purge
QLast Update : Tue Oct 20 12:01:30 2015
Response via : Initial Calibration

Compound	R.T.	QIon	Response	Conc	Units		Dev(Min)
Internal Standards							
1) Pentafluorobenzene	5.665	168	671716	50.00	ug/L		0.00
41) 1,4-Difluorobenzene	6.714	114	990036	50.00	ug/L		0.00
70) d5-Chlorobenzene	9.957	117	888744	50.00	ug/L		0.00
90) 1,4-Dichlorobenzene-d4	11.987	152	463738	50.00	ug/L		0.00
System Monitoring Compounds							
43) surr4,Dibrflmethane	5.519	113	308280	50.76	ug/L		0.00
Spiked Amount 50.000	Range 89 - 119		Recovery = 101.52%				
46) surr1,1,2-dichloroetha...	6.031	65	431282	52.80	ug/L		0.00
Spiked Amount 50.000	Range 73 - 125		Recovery = 105.60%				
64) SURR3,Toluene-d8	8.488	98	1155399	51.22	ug/L		0.00
Spiked Amount 50.000	Range 87 - 121		Recovery = 102.44%				
69) SURR2,BFB	11.018	95	442826	49.16	ug/L		0.00
Spiked Amount 50.000	Range 85 - 122		Recovery = 98.32%				
Target Compounds							Qvalue
4) Vinyl Chloride	1.379	62	9517	0.85	ug/L		97
5) Bromomethane	1.617	94	371	Below Cal		#	20
7) Freon 21	1.867	67	14246	1.10	ug/L		93
8) Trichlorofluoromethane	1.916	101	20948	2.18	ug/L		98
14) Freon 113	2.367	101	14419	2.42	ug/L	#	77
22) Methylene Chloride	2.849	84	705162	100.99	ug/L		98
33) cis-1,2-Dichloroethene	4.623	96	129615	19.07	ug/L		88
40) 1,1,1-Trichloroethane	5.513	97	2411m	0.28	ug/L		
53) Trichloroethene	7.031	130	1154006	170.06	ug/L		98
79) 4-Chlorobenzotrifluoride	10.054	180	2136	0.24	ug/L		76

(#) = qualifier out of range (m) = manual integration (+) = signals summed

FV 10/29/15

Quantitation Report (Qedit)

Data Path : I:\ACQUDATA\msvoa10\data\102615\
Data File : F3450.D
Acq On : 26 Oct 2015 2:42 pm
Operator : F. Naegler
Sample : R1509047-023|250.0 Inst : MSVOA10
Misc : CBI 13429 T4
ALS Vial : 8 Sample Multiplier: 1

Quant Time: Oct 26 14:56:59 2015
Quant Method : I:\ACQUDATA\MSVOA10\METHODS\W101915.M
Quant Title : MS#10 - 8260B WATERS 10mL Purge
QLast Update : Tue Oct 20 12:01:30 2015
Response via : Initial Calibration

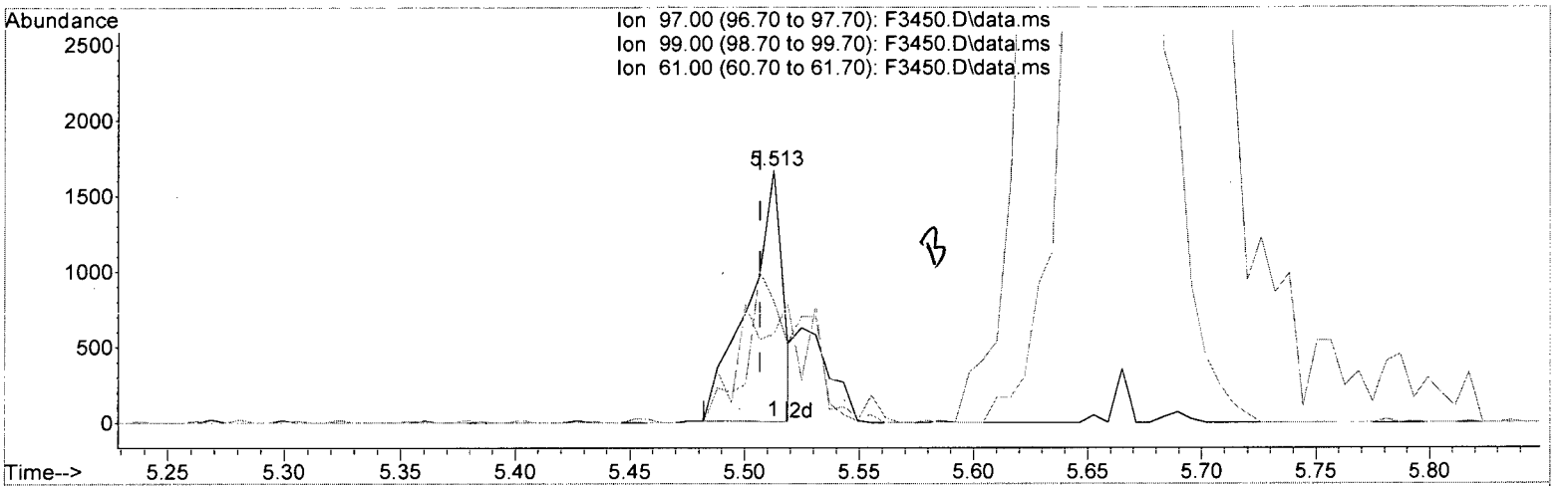

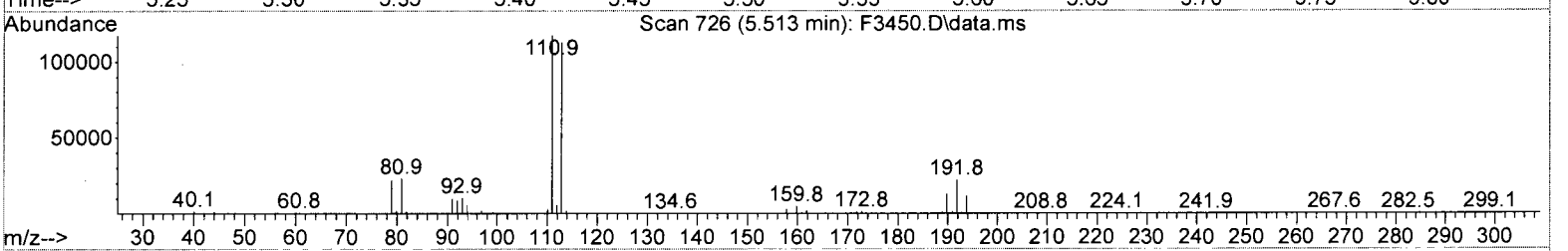



TIC: F3450.D\data.ms

(40) 1,1,1-Trichloroethane (P)

5.513min (+0.006) 0.20 ug/L

response 1732

Ion	Exp%	Act%
97.00	100	100
99.00	62.80	48.29
61.00	53.40	35.15
0.00	0.00	0.00

Quantitation Report (Qedit)

Data Path : I:\ACQUDATA\msvoa10\data\102615\
Data File : F3450.D
Acq On : 26 Oct 2015 2:42 pm
Operator : F. Naegler
Sample : R1509047-023|250.0 Inst : MSVOA10
Misc : CBI 13429 T4
ALS Vial : 8 Sample Multiplier: 1

Quant Time: Oct 26 14:56:59 2015
Quant Method : I:\ACQUDATA\MSVOA10\METHODS\W101915.M
Quant Title : MS#10 - 8260B WATERS 10mL Purge
QLast Update : Tue Oct 20 12:01:30 2015
Response via : Initial Calibration

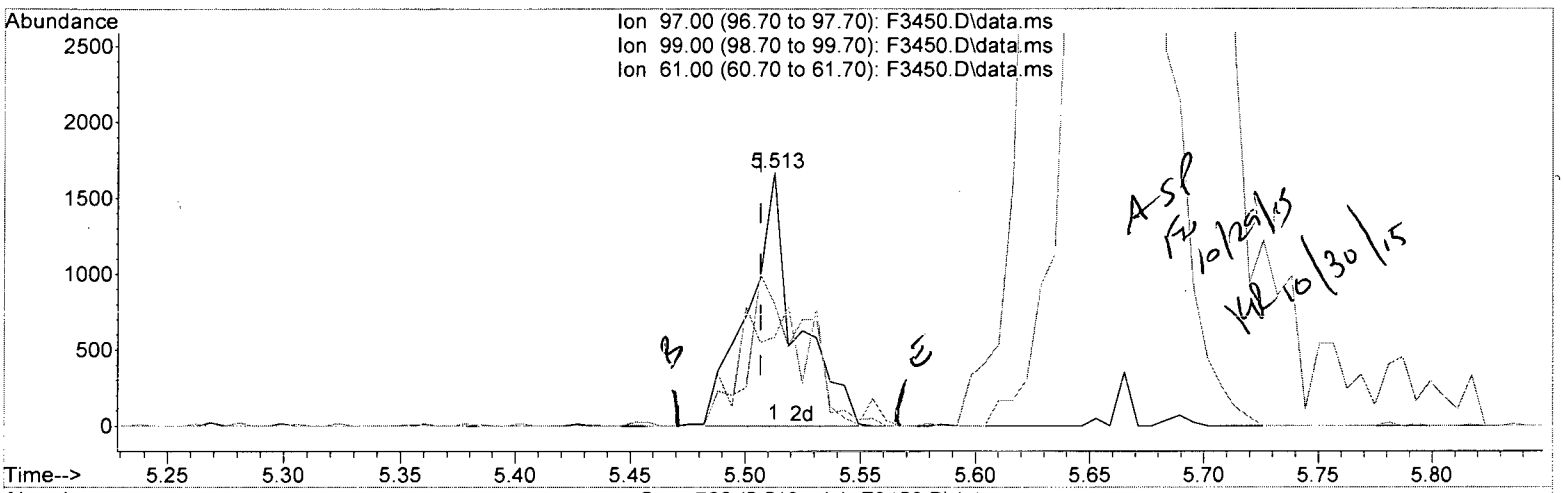





TIC: F3450.D\data.ms

(40) 1,1,1-Trichloroethane (P)

5.513min (+0.006) 0.28 ug/L m

response 2411

Ion	Exp%	Act%
97.00	100	100
99.00	62.80	48.29
61.00	53.40	35.15
0.00	0.00	0.00

Quantitation Report (QT Reviewed)

Data Path : I:\ACQUDATA\msvoa10\data\102615\
Data File : F3450.D
Acq On : 26 Oct 2015 2:42 pm
Operator : F. Naegler
Sample : R1509047-023|250.0 Inst : MSVOA10
Misc : CBI 13429 T4
ALS Vial : 8 Sample Multiplier: 1

Quant Time: Oct 29 16:57:05 2015
Quant Method : I:\ACQUDATA\MSVOA10\METHODS\W101915.M
Quant Title : MS#10 - 8260B WATERS 10mL Purge
QLast Update : Tue Oct 20 12:01:30 2015
Response via : Initial Calibration

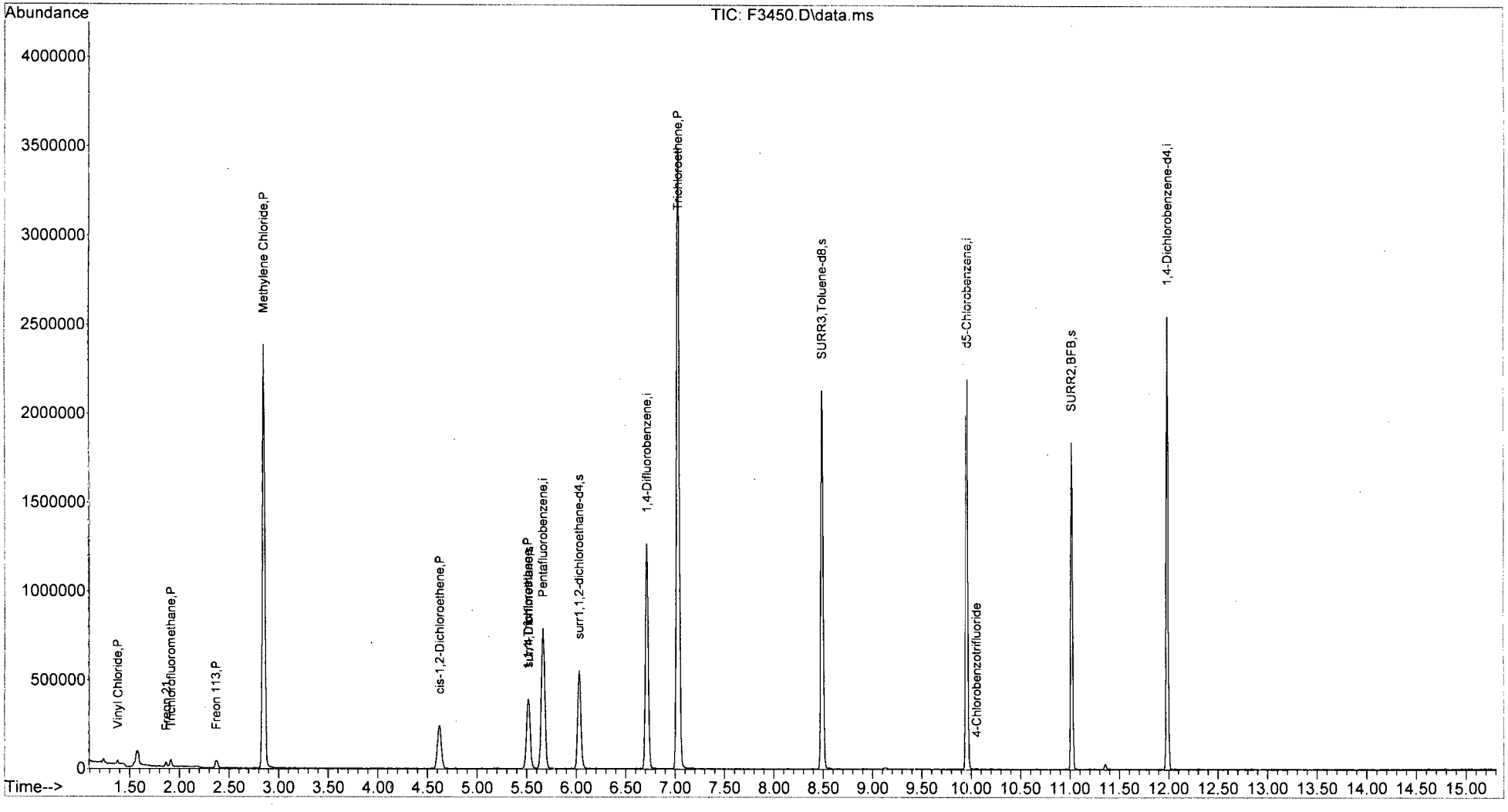

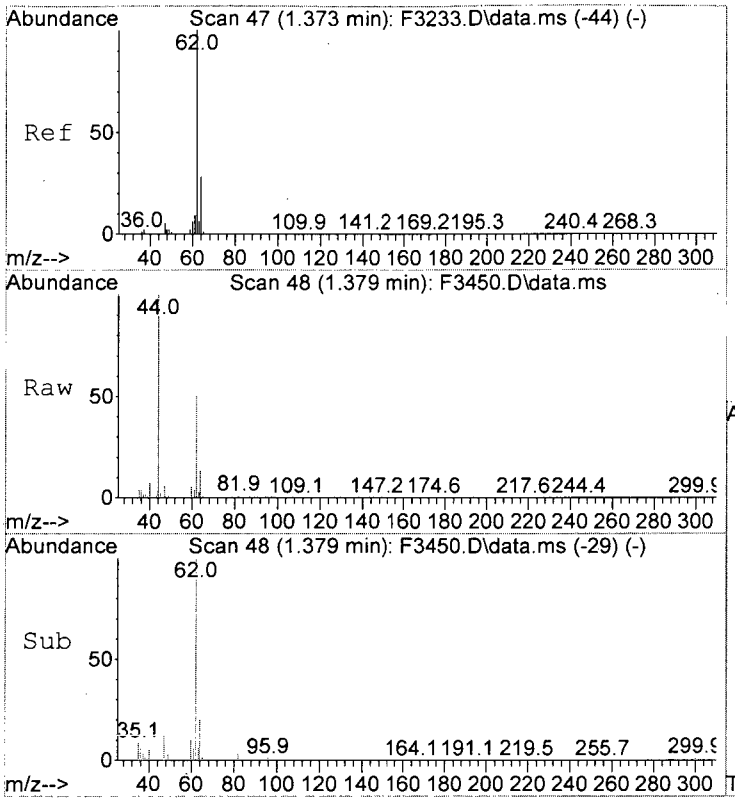

#4
Vinyl Chloride
Concen: 0.85 ug/L
RT: 1.379 min Scan# 48
Delta R.T. -0.000 min
Lab File: F3450.D
Acq: 26 Oct 2015 2:42 pm

Tgt Ion: 62 Resp: 9517

Ion	Ratio	Lower	Upper
62	100		
64	26.9	8.4	48.4

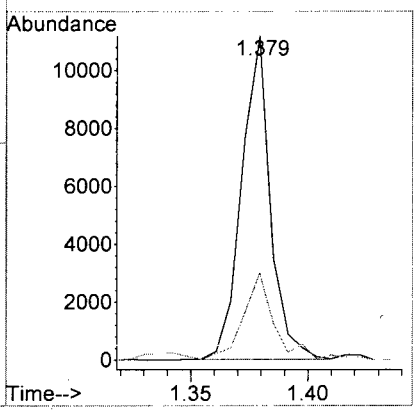

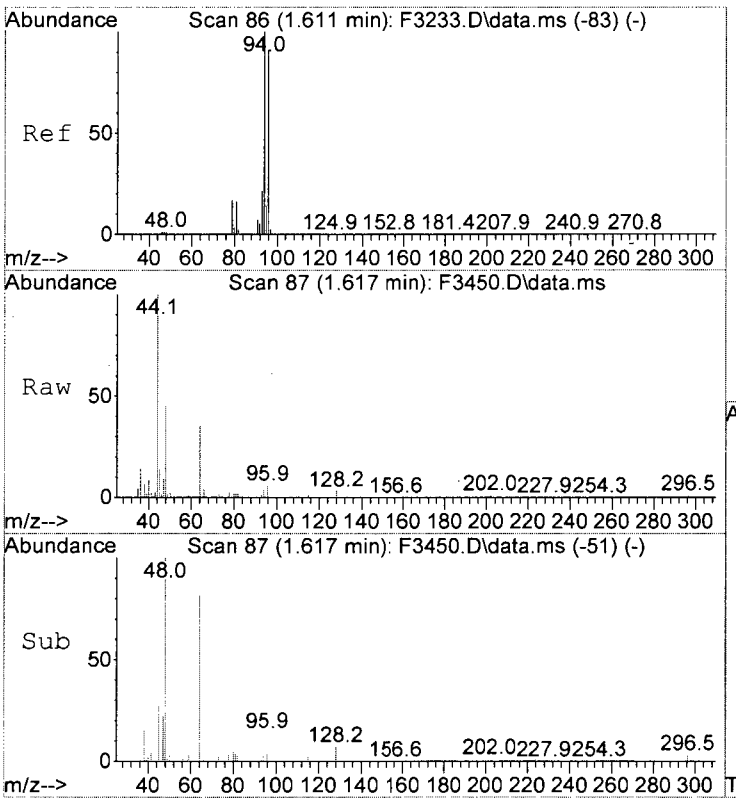

#5
Bromomethane
Concen: Below Cal
RT: 1.617 min Scan# 87
Delta R.T. -0.006 min
Lab File: F3450.D
Acq: 26 Oct 2015 2:42 pm

Tgt Ion: 94 Resp: 371

Ion	Ratio	Lower	Upper
94	100		
96	166.8	71.0	111.0#

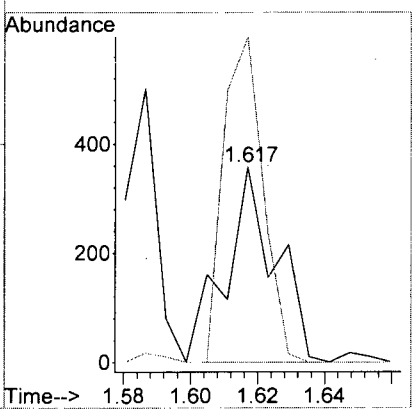

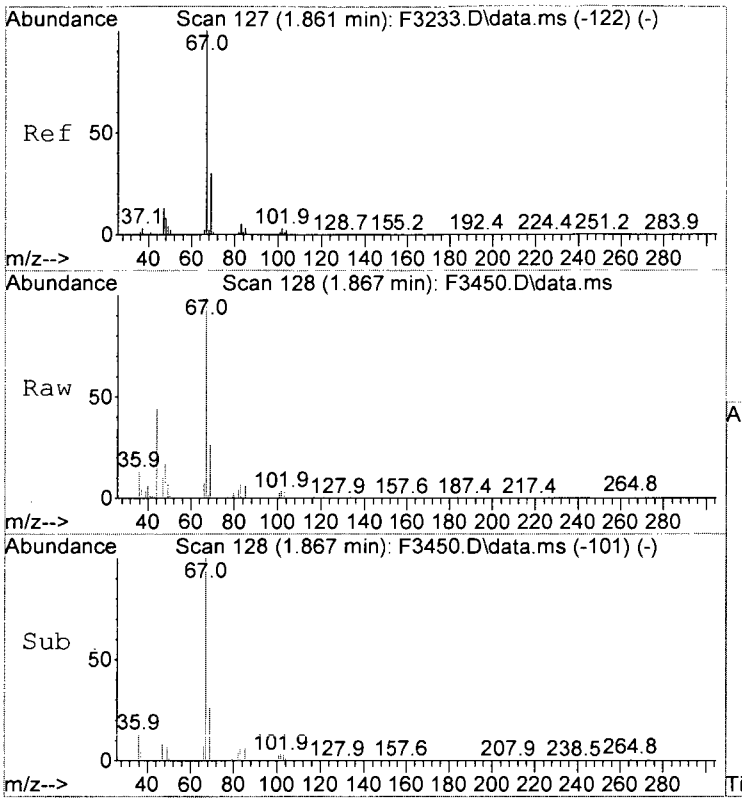

#7
Freon 21
Concen: 1.10 ug/L
RT: 1.867 min Scan# 128
Delta R.T. -0.000 min
Lab File: F3450.D
Acq: 26 Oct 2015 2:42 pm

Tgt Ion: 67 Resp: 14246

Ion	Ratio	Lower	Upper
67	100		
69	25.9	9.8	49.8

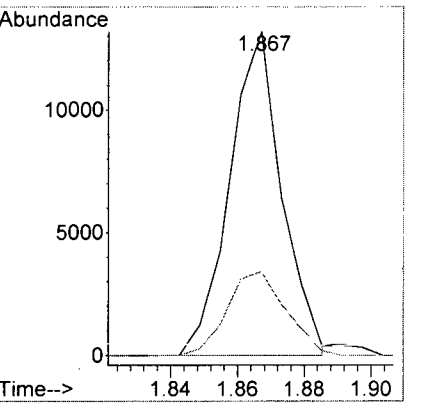

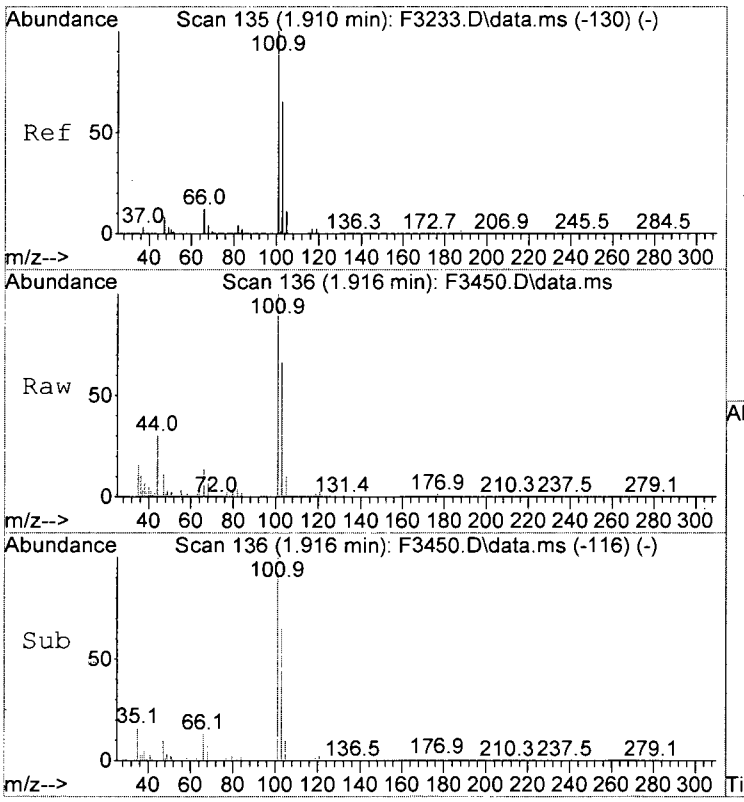

#8
Trichlorofluoromethane
Concen: 2.18 ug/L
RT: 1.916 min Scan# 136
Delta R.T. -0.000 min
Lab File: F3450.D
Acq: 26 Oct 2015 2:42 pm

Tgt Ion:101 Resp: 20948

Ion	Ratio	Lower	Upper
101	100		
103	65.7	44.4	84.4
66	12.6	0.0	32.9

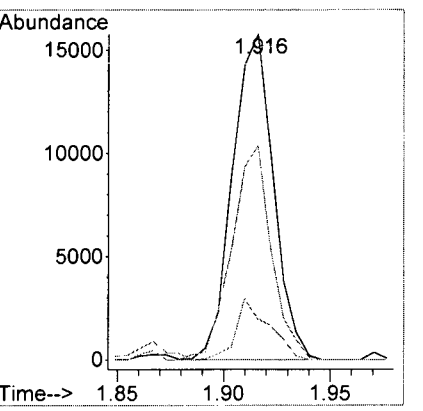

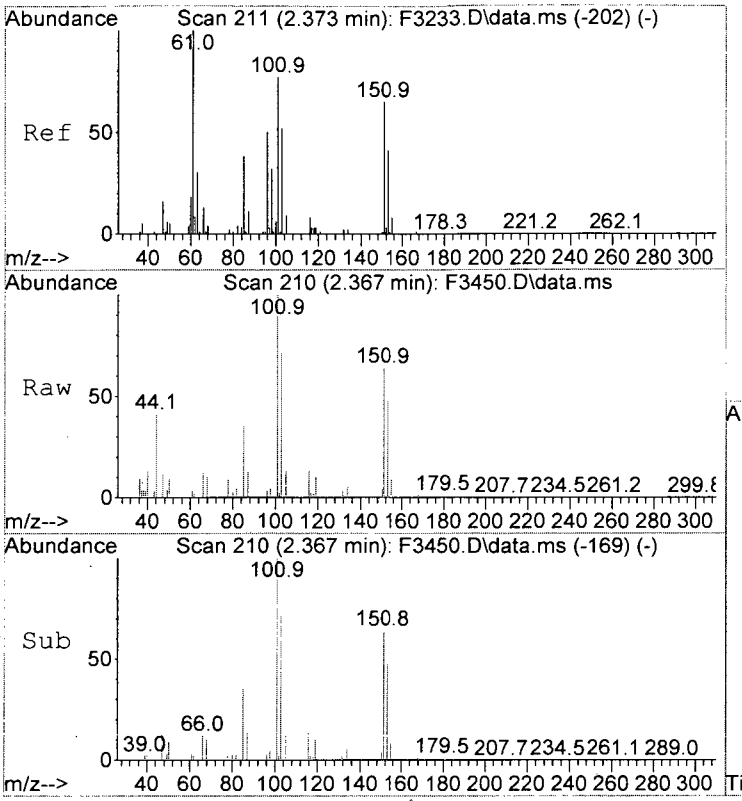

#14
Freon 113
Concen: 2.42 ug/L
RT: 2.367 min Scan# 210
Delta R.T. -0.006 min
Lab File: F3450.D
Acq: 26 Oct 2015 2:42 pm

Tgt Ion:101 Resp: 14419

Ion	Ratio	Lower	Upper
101	100		
151	64.0	64.5	104.5#

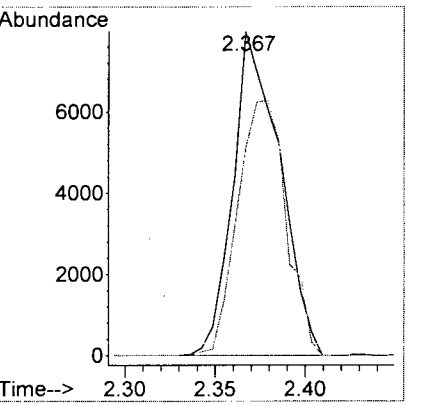

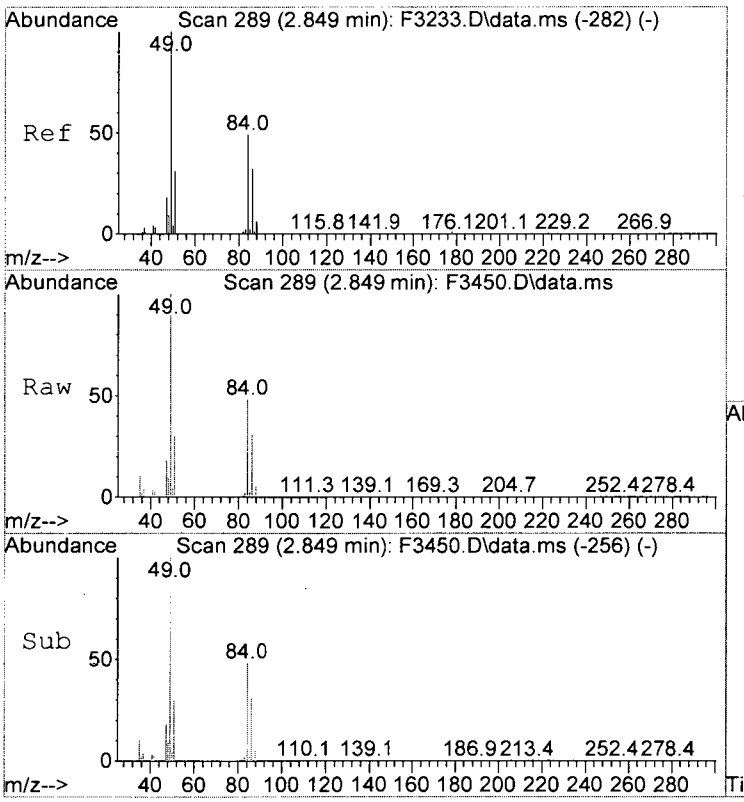

#22
Methylene Chloride
Concen: 100.99 ug/L
RT: 2.849 min Scan# 289
Delta R.T. -0.000 min
Lab File: F3450.D
Acq: 26 Oct 2015 2:42 pm

Tgt Ion: 84 Resp: 705162

Ion	Ratio	Lower	Upper
84	100		
86	64.6	46.0	86.0
49	207.6	186.0	226.0
51	61.3	43.6	83.6

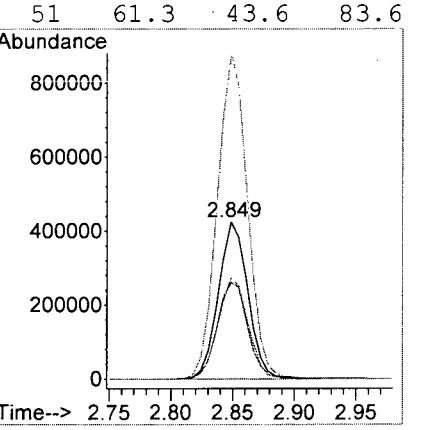

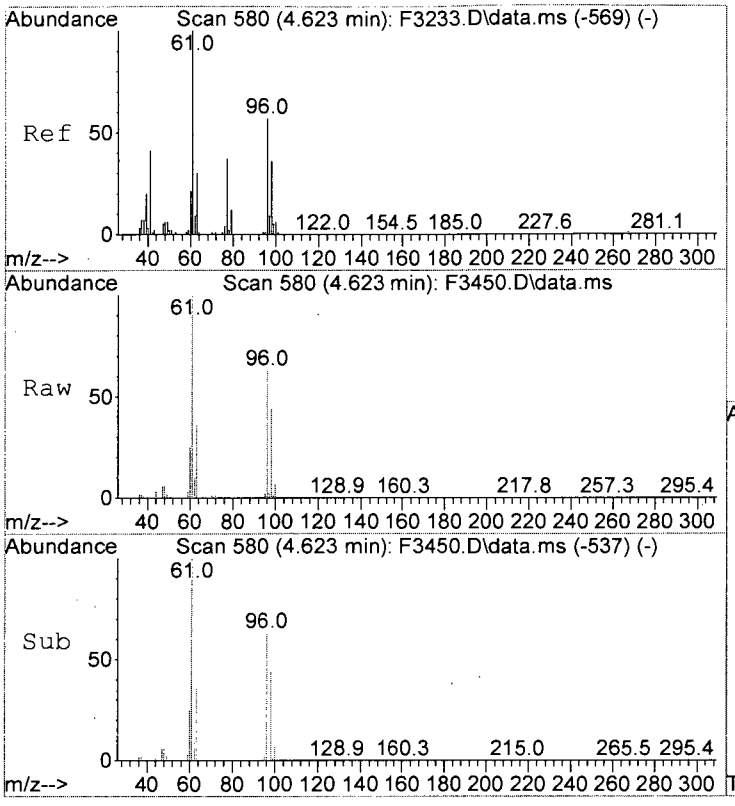

#33
cis-1,2-Dichloroethene
Concen: 19.07 ug/L
RT: 4.623 min Scan# 580
Delta R.T. 0.006 min
Lab File: F3450.D
Acq: 26 Oct 2015 2:42 pm

Tgt Ion: 96 Resp: 129615

Ion	Ratio	Lower	Upper
96	100		
61	159.5	157.0	197.0

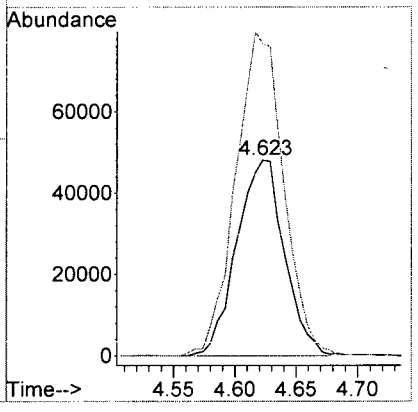

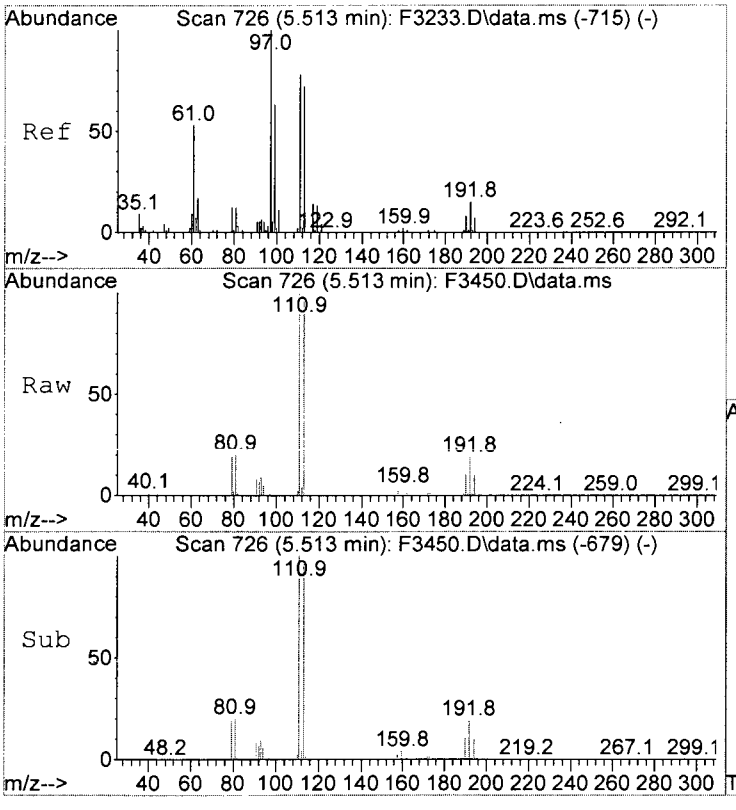

#40
1,1,1-Trichloroethane
Concen: 0.28 ug/L m
RT: 5.513 min Scan# 726
Delta R.T. 0.006 min
Lab File: F3450.D
Acq: 26 Oct 2015 2:42 pm

Tgt Ion: 97 Resp: 2411

Ion	Ratio	Lower	Upper
97	100		
99	48.3	42.8	82.8
61	35.2	33.4	73.4

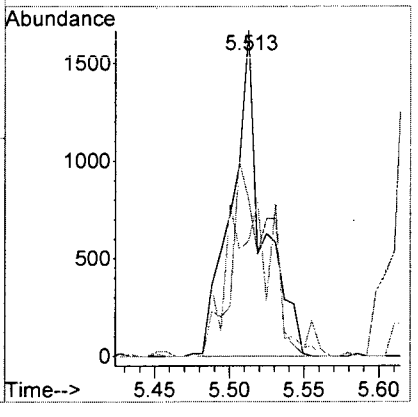

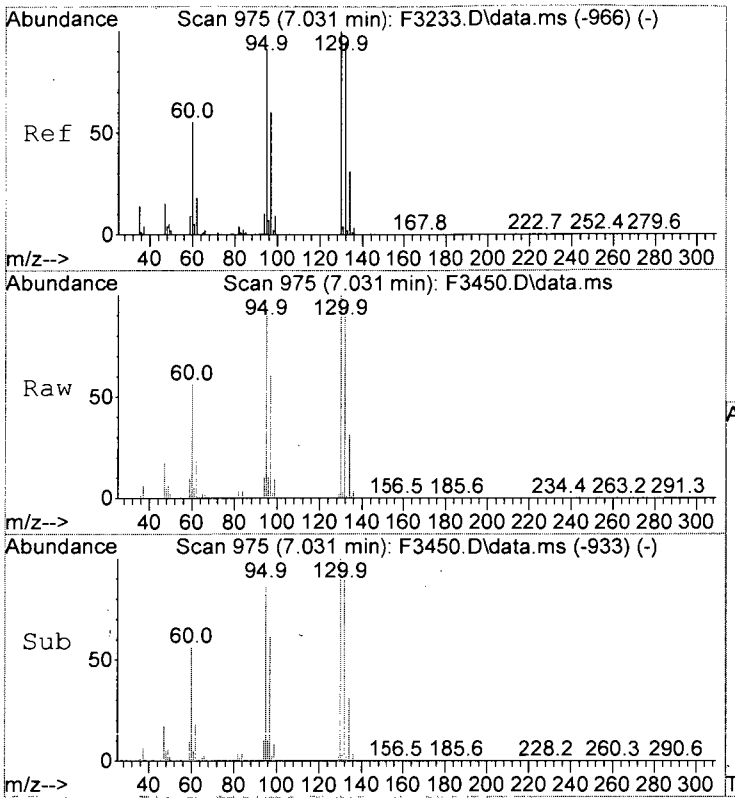

#53
Trichloroethene
Concen: 170.06 ug/L
RT: 7.031 min Scan# 975
Delta R.T. 0.006 min
Lab File: F3450.D
Acq: 26 Oct 2015 2:42 pm

Tgt Ion:130 Resp: 1154006

Ion	Ratio	Lower	Upper
130	100		
132	94.4	74.1	114.1
95	93.3	70.9	110.9
97	61.4	39.7	79.7

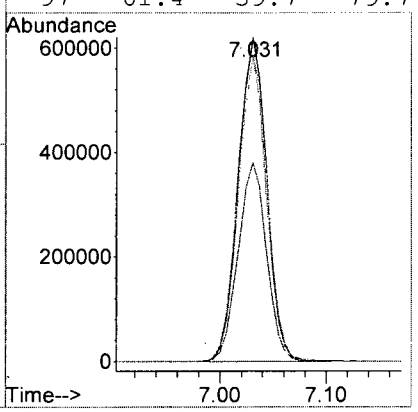

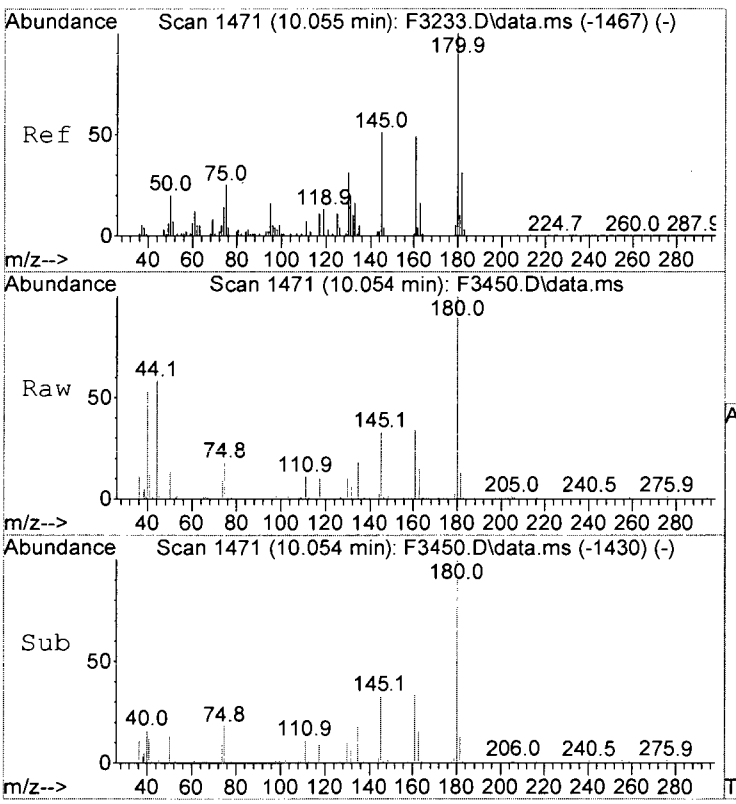

#79
4-Chlorobenzotrifluoride
Concen: 0.24 ug/L
RT: 10.054 min Scan# 1471
Delta R.T. -0.000 min
Lab File: F3450.D
Acq: 26 Oct 2015 2:42 pm

Tgt Ion:180 Resp: 2136

Ion	Ratio	Lower	Upper
180	100		
145	32.7	31.3	71.3
161	34.4	29.2	69.2

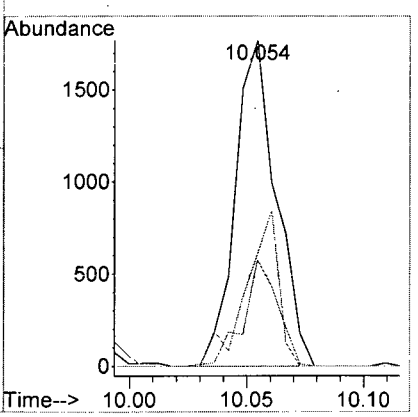

ALS Group USA, Corp. dba ALS Environmental

Analytical Report

Client:	CB&I	**Service Request:**	R1509047
Project:	Textron Wheatfield/Annual Groundwater	**Date Collected:**	10/22/15 1105
Sample Matrix:	Water	**Date Received:**	10/22/15
		Date Analyzed:	10/26/15 15:06
Sample Name:	BAT-87-13(3)-151022	**Units:**	µg/L
Lab Code:	R1509047-024	**Basis:**	NA

Volatile Organic Compounds by GC/MS

Analytical Method:	8260C	**Analysis Lot:**	468926
Prep Method:	EPA 5030C		
Data File Name:	I:\ACQUDATA\msvoa10\data\102615\F3451.D\	**Instrument Name:**	R-MS-10
		Dilution Factor:	500

CAS No.	Analyte Name	Result	Q	MRL	MDL	Note
74-87-3	Chloromethane	500	U	500	110	
75-01-4	Vinyl Chloride	**940**		500	160	
75-00-3	Chloroethane	500	U	500	120	
74-83-9	Bromomethane	500	U	500	150	
75-35-4	1,1-Dichloroethene	500	U	500	290	
67-64-1	Acetone	2500	U	2500	620	
75-15-0	Carbon Disulfide	**870**		500	110	
75-09-2	Methylene Chloride	500	U	500	300	
156-60-5	trans-1,2-Dichloroethene	**500**	J	500	170	
75-34-3	1,1-Dichloroethane	500	U	500	100	
156-59-2	cis-1,2-Dichloroethene	**68000**		500	150	
78-93-3	2-Butanone (MEK)	2500	U	2500	410	
67-66-3	Chloroform	500	U	500	130	
71-55-6	1,1,1-Trichloroethane	500	U	500	180	
56-23-5	Carbon Tetrachloride	500	U	500	230	
71-43-2	Benzene	500	U	500	100	
107-06-2	1,2-Dichloroethane	500	U	500	180	
79-01-6	Trichloroethene	**97000**		500	110	
78-87-5	1,2-Dichloropropane	500	U	500	100	
75-27-4	Bromodichloromethane	500	U	500	160	
10061-01-5	cis-1,3-Dichloropropene	500	U	500	120	
108-10-1	4-Methyl-2-pentanone (MIBK)	2500	U	2500	340	
108-88-3	Toluene	500	U	500	100	
10061-02-6	trans-1,3-Dichloropropene	500	U	500	100	
79-00-5	1,1,2-Trichloroethane	500	U	500	170	
127-18-4	Tetrachloroethene	500	U	500	150	
591-78-6	2-Hexanone	2500	U	2500	830	
124-48-1	Dibromochloromethane	500	U	500	160	
108-90-7	Chlorobenzene	500	U	500	150	
100-41-4	Ethylbenzene	500	U	500	100	
179601-23-1	m,p-Xylenes	1000	U	1000	170	
95-47-6	o-Xylene	500	U	500	100	
100-42-5	Styrene	500	U	500	100	
75-25-2	Bromoform	500	U	500	210	
79-34-5	1,1,2,2-Tetrachloroethane	500	U	500	130	

Client:	CB&I	**Service Request:**	R1509047
Project:	Textron Wheatfield/Annual Groundwater	**Date Collected:**	10/22/15 1105
Sample Matrix:	Water	**Date Received:**	10/22/15
		Date Analyzed:	10/26/15 15:06
Sample Name:	BAT-87-13(3)-151022	**Units:**	µg/L
Lab Code:	R1509047-024	**Basis:**	NA

Volatile Organic Compounds by GC/MS

Analytical Method:	8260C	**Analysis Lot:**	468926
Prep Method:	EPA 5030C		
Data File Name:	I:\ACQUDATA\msvoa10\data\102615\F3451.D\	**Instrument Name:**	R-MS-10
		Dilution Factor:	500

CAS No.	Analyte Name	Result	Q	MRL	MDL	Note

Surrogate Name	%Rec	Control Limits	Date Analyzed	Q
4-Bromofluorobenzene	100	85-122	10/26/15 15:06	
Toluene-d8	107	87-121	10/26/15 15:06	
Dibromofluoromethane	104	89-119	10/26/15 15:06	

Quantitation Report (QT Reviewed)

Data Path : I:\ACQUDATA\msvoa10\data\102615\
Data File : F3451.D
Acq On : 26 Oct 2015 3:06 pm
Operator : F. Naegler
Sample : R1509047-024|500.0 Inst : MSVOA10
Misc : CBI 13429 T4
ALS Vial : 9 Sample Multiplier: 1

Quant Time: Oct 29 16:59:43 2015
Quant Method : I:\ACQUDATA\MSVOA10\METHODS\W101915.M
Quant Title : MS#10 - 8260B WATERS 10mL Purge
QLast Update : Tue Oct 20 12:01:30 2015
Response via : Initial Calibration

Compound	R.T.	QIon	Response	Conc	Units		Dev(Min)
Internal Standards							
1) Pentafluorobenzene	5.665	168	635220	50.00	ug/L		0.00
41) 1,4-Difluorobenzene	6.714	114	927041	50.00	ug/L		0.00
70) d5-Chlorobenzene	9.957	117	865189	50.00	ug/L		0.00
90) 1,4-Dichlorobenzene-d4	11.987	152	445500	50.00	ug/L		0.00
System Monitoring Compounds							
43) surr4,Dibrflmethane	5.519	113	296784	52.19	ug/L		0.00
Spiked Amount 50.000	Range 89 - 119		Recovery = 104.38%				
46) surr1,1,2-dichloroetha...	6.031	65	425240	55.60	ug/L		0.00
Spiked Amount 50.000	Range 73 - 125		Recovery = 111.20%				
64) SURR3,Toluene-d8	8.488	98	1129587	53.48	ug/L		0.00
Spiked Amount 50.000	Range 87 - 121		Recovery = 106.96%				
69) SURR2,BFB	11.018	95	420712	49.88	ug/L		0.00
Spiked Amount 50.000	Range 85 - 122		Recovery = 99.76%				
Target Compounds							Qvalue
4) Vinyl Chloride	1.379	62	19972	1.88	ug/L		98
5) Bromomethane	1.611	94	521	Below Cal		#	6
18) Carbon Disulfide	2.562	76	25555	1.73	ug/L		92
22) Methylene Chloride	2.849	84	2133	0.32	ug/L	#	72
26) trans-1,2-Dichloroethene	3.172	96	5661	0.99	ug/L		92
33) cis-1,2-Dichloroethene	4.623	96	870549	135.41	ug/L		88
53) Trichloroethene	7.031	130	1232777	194.01	ug/L		96

(#) = qualifier out of range (m) = manual integration (+) = signals summed

FV 10/29/15

Quantitation Report (QT Reviewed)

Data Path : I:\ACQUDATA\msvoa10\data\102615\
Data File : F3451.D
Acq On : 26 Oct 2015 3:06 pm
Operator : F. Naegler
Sample : R1509047-024|500.0 Inst : MSVOA10
Misc : CBI 13429 T4
ALS Vial : 9 Sample Multiplier: 1

Quant Time: Oct 29 16:59:43 2015
Quant Method : I:\ACQUDATA\MSVOA10\METHODS\W101915.M
Quant Title : MS#10 - 8260B WATERS 10mL Purge
QLast Update : Tue Oct 20 12:01:30 2015
Response via : Initial Calibration

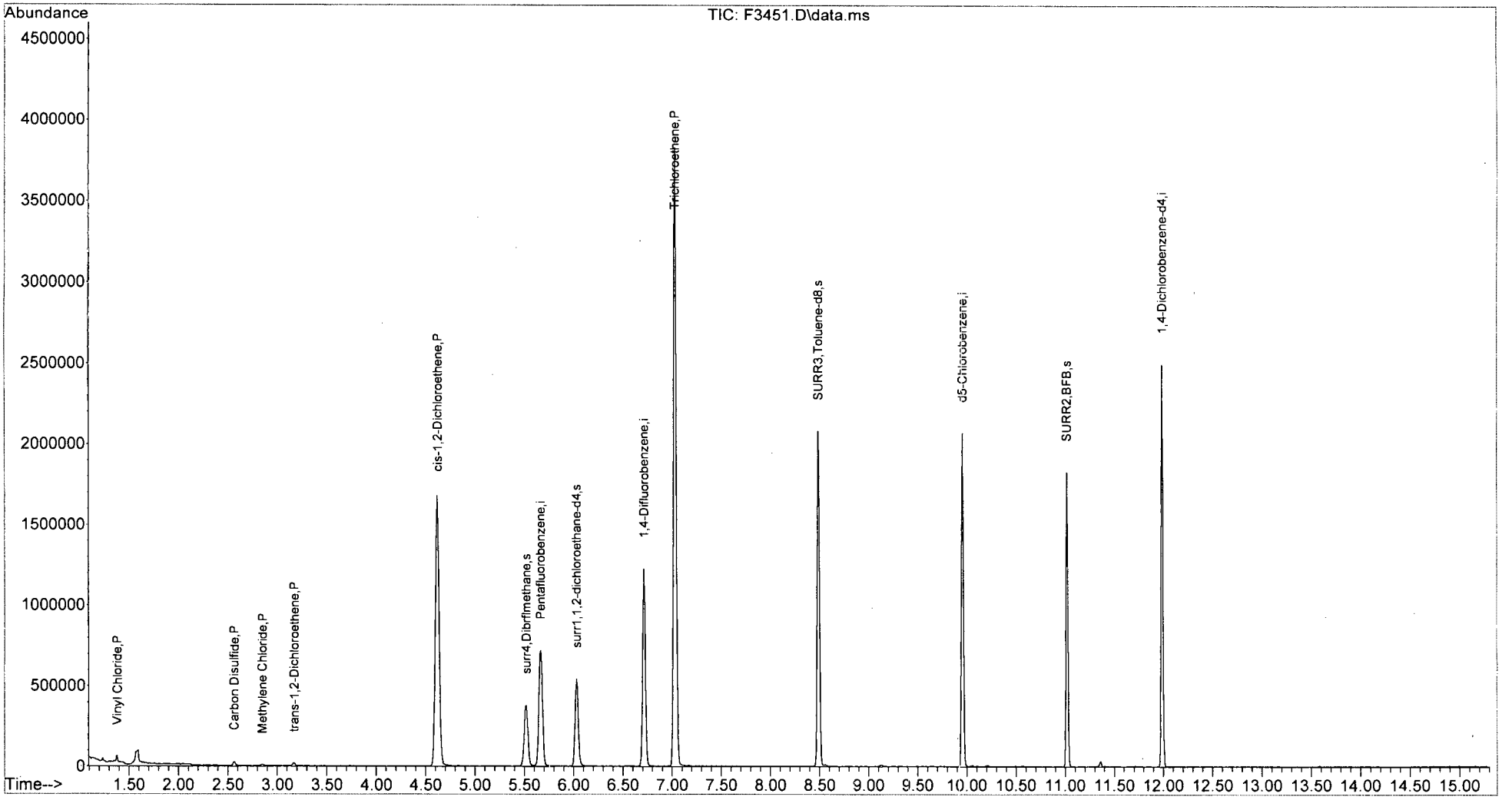

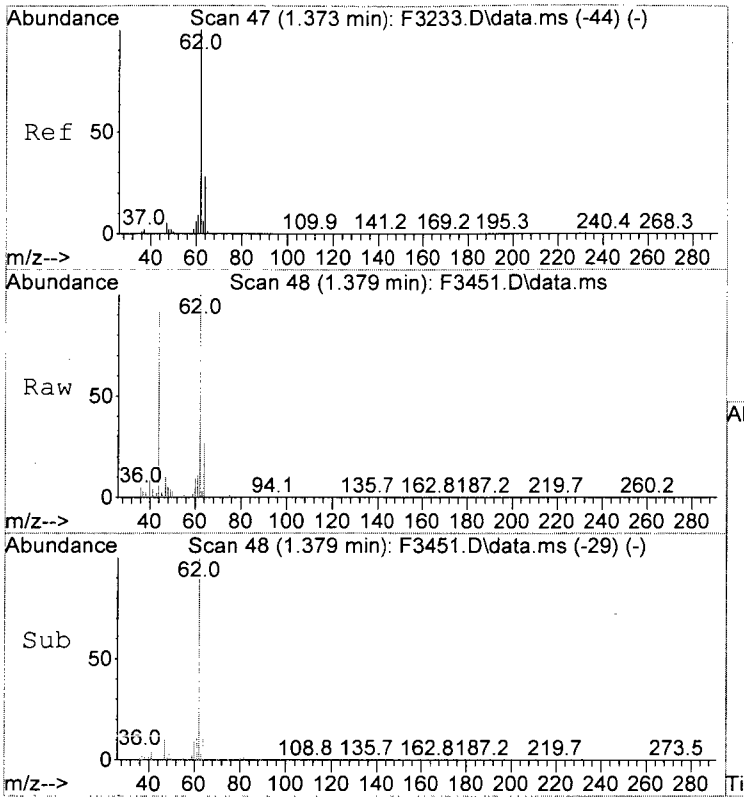

#4
Vinyl Chloride
Concen: 1.88 ug/L
RT: 1.379 min Scan# 48
Delta R.T. -0.000 min
Lab File: F3451.D
Acq: 26 Oct 2015 3:06 pm

Tgt Ion: 62 Resp: 19972

Ion	Ratio	Lower	Upper
62	100		
64	27.4	8.4	48.4

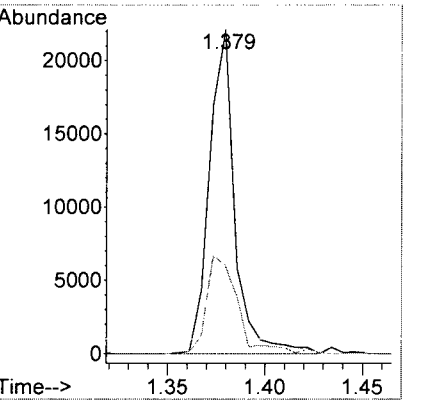

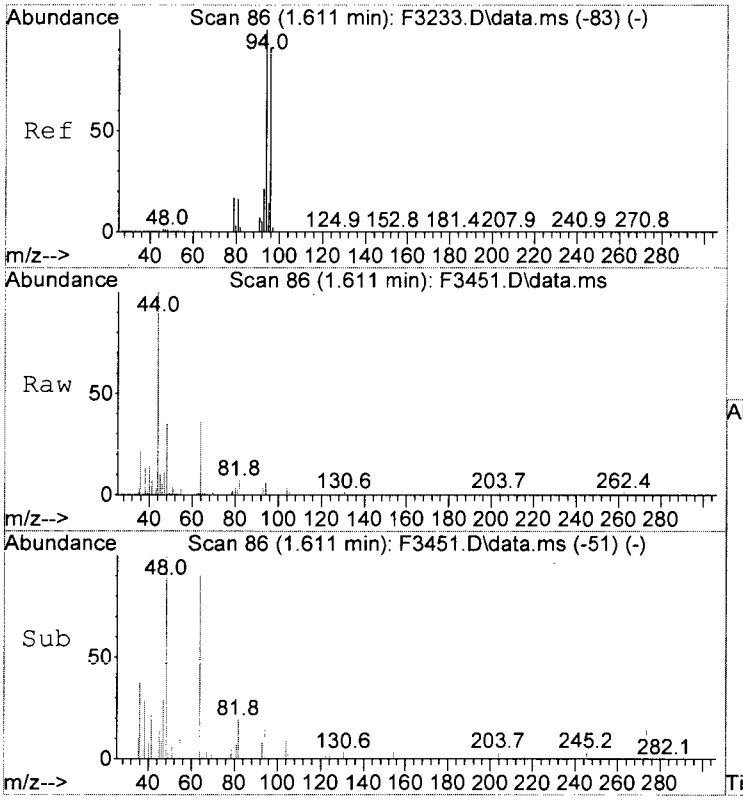

#5
Bromomethane
Concen: Below Cal
RT: 1.611 min Scan# 86
Delta R.T. -0.012 min
Lab File: F3451.D
Acq: 26 Oct 2015 3:06 pm

Tgt Ion: 94 Resp: 521

Ion	Ratio	Lower	Upper
94	100		
96	2.0	71.0	111.0#

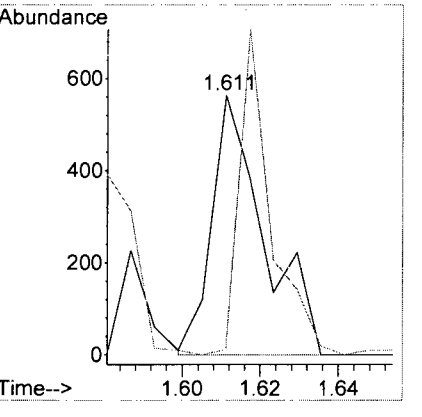

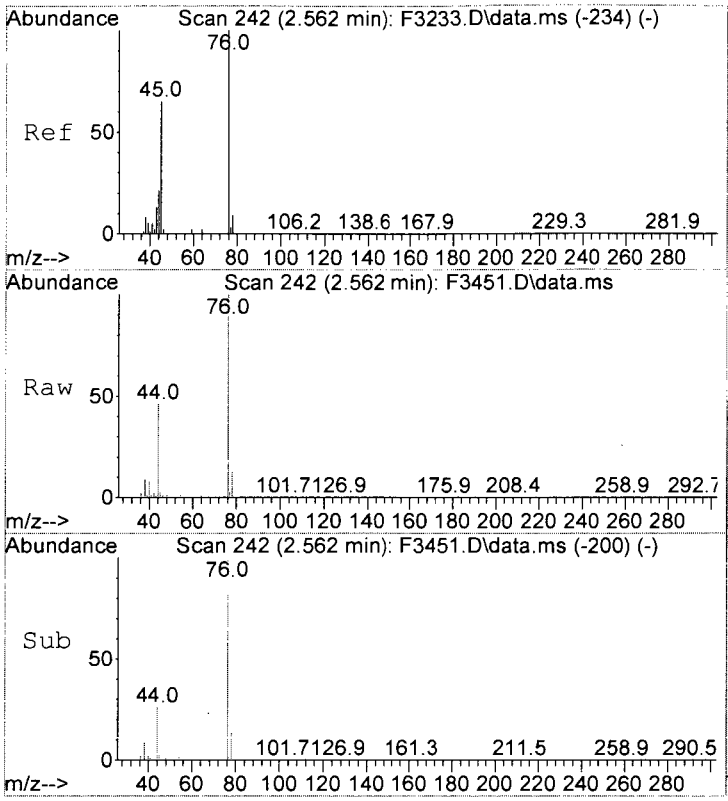

#18
Carbon Disulfide
Concen: 1.73 ug/L
RT: 2.562 min Scan# 242
Delta R.T. -0.000 min
Lab File: F3451.D
Acq: 26 Oct 2015 3:06 pm

Tgt Ion: 76 Resp: 25555

Ion	Ratio	Lower	Upper
76	100		
78	13.0	0.0	29.4
77	1.7	0.0	22.7

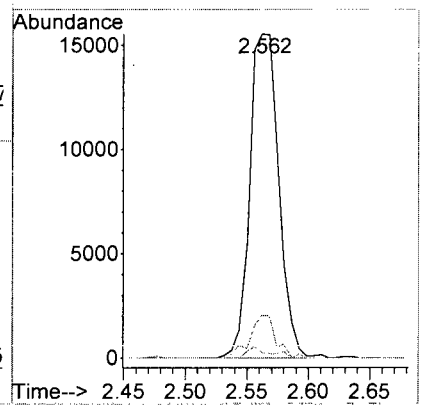

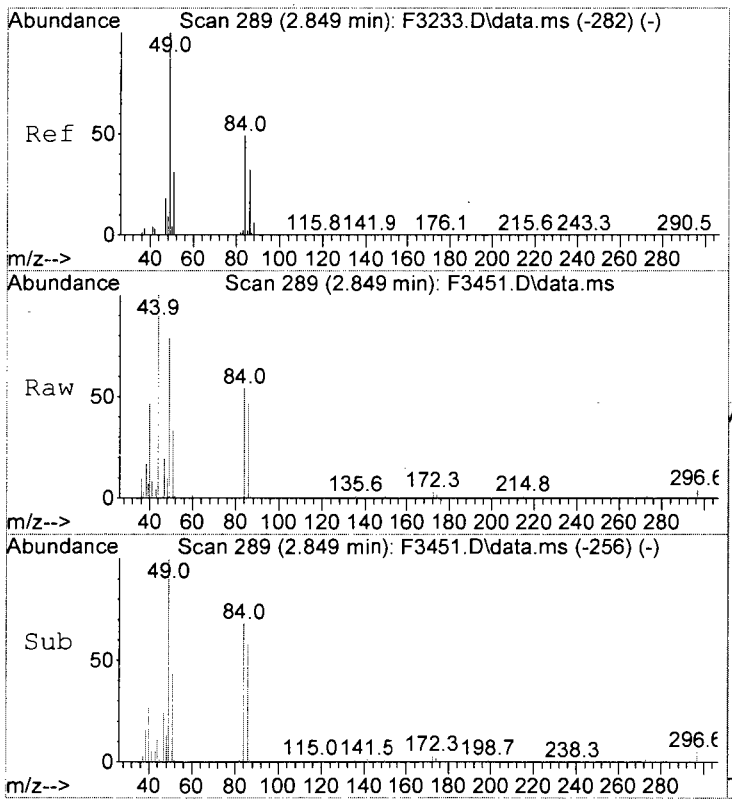

#22
Methylene Chloride
Concen: 0.32 ug/L
RT: 2.849 min Scan# 289
Delta R.T. -0.000 min
Lab File: F3451.D
Acq: 26 Oct 2015 3:06 pm

Tgt Ion: 84 Resp: 2133

Ion	Ratio	Lower	Upper
84	100		
86	85.1	46.0	86.0
49	146.5	186.0	226.0#
51	63.4	43.6	83.6

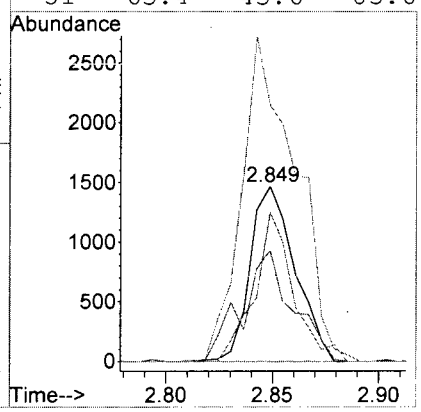

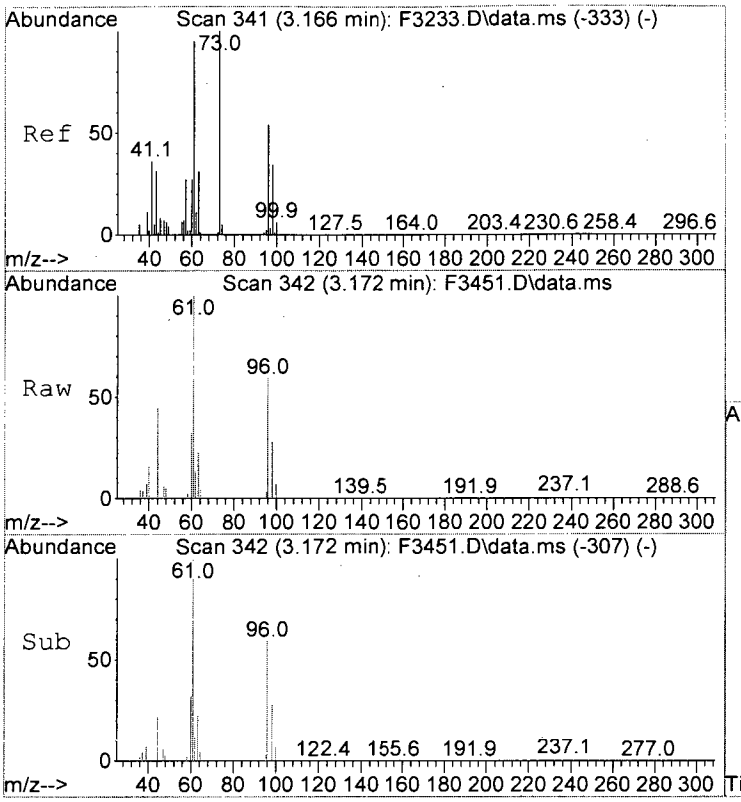

#26
trans-1,2-Dichloroethene
Concen: 0.99 ug/L
RT: 3.172 min Scan# 342
Delta R.T. 0.006 min
Lab File: F3451.D
Acq: 26 Oct 2015 3:06 pm

Tgt Ion: 96 Resp: 5661

Ion	Ratio	Lower	Upper
96	100		
98	48.0	42.3	82.3
61	169.9	155.3	195.3

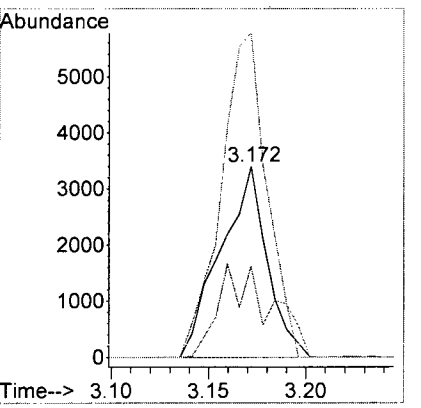

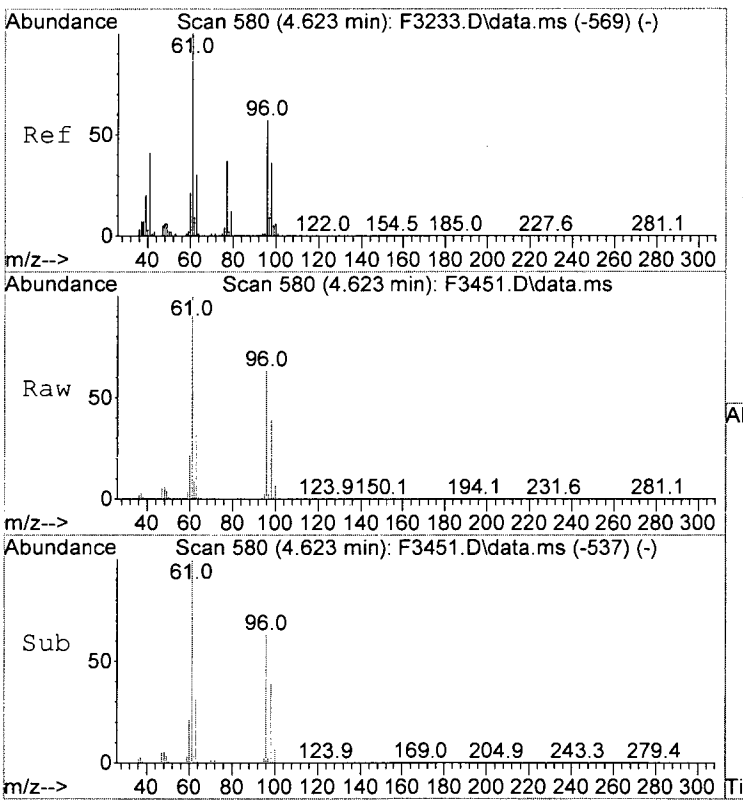

#33
cis-1,2-Dichloroethene
Concen: 135.41 ug/L
RT: 4.623 min Scan# 580
Delta R.T. 0.006 min
Lab File: F3451.D
Acq: 26 Oct 2015 3:06 pm

Tgt Ion: 96 Resp: 870549

Ion	Ratio	Lower	Upper
96	100		
61	159.9	157.0	197.0

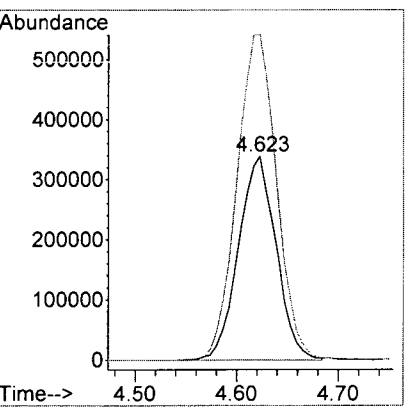

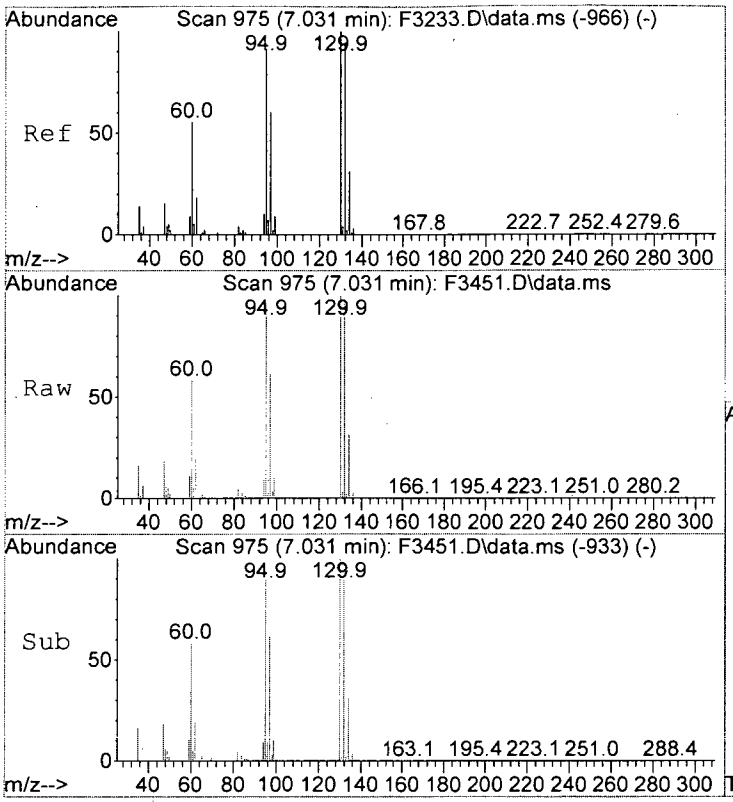

#53
Trichloroethene
Concen: 194.01 ug/L
RT: 7.031 min Scan# 975
Delta R.T. 0.006 min
Lab File: F3451.D
Acq: 26 Oct 2015 3:06 pm

Tgt Ion:130 Resp: 1232777

Ion	Ratio	Lower	Upper
130	100		
132	97.9	74.1	114.1
95	96.4	70.9	110.9
97	60.6	39.7	79.7

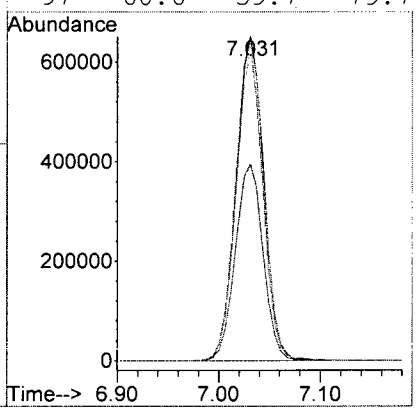

Client:	CB&I	**Service Request:**	R1509047
Project:	Textron Wheatfield/Annual Groundwater	**Date Collected:**	10/22/15 1105
Sample Matrix:	Water	**Date Received:**	10/22/15
		Date Analyzed:	10/26/15 15:31
Sample Name:	BAT-DUP-2-151022	**Units:**	µg/L
Lab Code:	R1509047-025	**Basis:**	NA

Volatile Organic Compounds by GC/MS

Analytical Method:	8260C	**Analysis Lot:**	468926
Prep Method:	EPA 5030C		
Data File Name:	I:\ACQUDATA\msvoa10\data\102615\F3452.D\	**Instrument Name:**	R-MS-10
		Dilution Factor:	500

CAS No.	Analyte Name	Result	Q	MRL	MDL	Note
74-87-3	Chloromethane	500	U	500	110	
75-01-4	Vinyl Chloride	**550**		500	160	
75-00-3	Chloroethane	500	U	500	120	
74-83-9	Bromomethane	500	U	500	150	
75-35-4	1,1-Dichloroethene	500	U	500	290	
67-64-1	Acetone	2500	U	2500	620	
75-15-0	Carbon Disulfide	**420**	J	500	110	
75-09-2	Methylene Chloride	500	U	500	300	
156-60-5	trans-1,2-Dichloroethene	**250**	J	500	170	
75-34-3	1,1-Dichloroethane	500	U	500	100	
156-59-2	cis-1,2-Dichloroethene	**36000**		500	150	
78-93-3	2-Butanone (MEK)	2500	U	2500	410	
67-66-3	Chloroform	500	U	500	130	
71-55-6	1,1,1-Trichloroethane	500	U	500	180	
56-23-5	Carbon Tetrachloride	500	U	500	230	
71-43-2	Benzene	500	U	500	100	
107-06-2	1,2-Dichloroethane	500	U	500	180	
79-01-6	Trichloroethene	**49000**		500	110	
78-87-5	1,2-Dichloropropane	500	U	500	100	
75-27-4	Bromodichloromethane	500	U	500	160	
10061-01-5	cis-1,3-Dichloropropene	500	U	500	120	
108-10-1	4-Methyl-2-pentanone (MIBK)	2500	U	2500	340	
108-88-3	Toluene	500	U	500	100	
10061-02-6	trans-1,3-Dichloropropene	500	U	500	100	
79-00-5	1,1,2-Trichloroethane	500	U	500	170	
127-18-4	Tetrachloroethene	500	U	500	150	
591-78-6	2-Hexanone	2500	U	2500	830	
124-48-1	Dibromochloromethane	500	U	500	160	
108-90-7	Chlorobenzene	500	U	500	150	
100-41-4	Ethylbenzene	500	U	500	100	
179601-23-1	m,p-Xylenes	1000	U	1000	170	
95-47-6	o-Xylene	500	U	500	100	
100-42-5	Styrene	500	U	500	100	
75-25-2	Bromoform	500	U	500	210	
79-34-5	1,1,2,2-Tetrachloroethane	500	U	500	130	

ALS Group USA, Corp. dba ALS Environmental

Analytical Report

Client:	CB&I	**Service Request:**	R1509047
Project:	Textron Wheatfield/Annual Groundwater	**Date Collected:**	10/22/15 1105
Sample Matrix:	Water	**Date Received:**	10/22/15
		Date Analyzed:	10/26/15 15:31
Sample Name:	BAT-DUP-2-151022	**Units:**	µg/L
Lab Code:	R1509047-025	**Basis:**	NA

Volatile Organic Compounds by GC/MS

Analytical Method:	8260C	**Analysis Lot:**	468926
Prep Method:	EPA 5030C		
Data File Name:	I:\ACQUDATA\msvoa10\data\102615\F3452.D\	**Instrument Name:**	R-MS-10
		Dilution Factor:	500

CAS No.	Analyte Name	Result	Q	MRL	MDL	Note

Surrogate Name	%Rec	Control Limits	Date Analyzed	Q
4-Bromofluorobenzene	100	85-122	10/26/15 15:31	
Toluene-d8	104	87-121	10/26/15 15:31	
Dibromofluoromethane	100	89-119	10/26/15 15:31	

Quantitation Report (QT Reviewed)

Data Path : I:\ACQUDATA\msvoa10\data\102615\
Data File : F3452.D
Acq On : 26 Oct 2015 3:31 pm
Operator : F. Naegler
Sample : R1509047-025|500.0 Inst : MSVOA10
Misc : CBI 13429 T4
ALS Vial : 10 Sample Multiplier: 1

Quant Time: Oct 29 17:03:24 2015
Quant Method : I:\ACQUDATA\MSVOA10\METHODS\W101915.M
Quant Title : MS#10 - 8260B WATERS 10mL Purge
QLast Update : Tue Oct 20 12:01:30 2015
Response via : Initial Calibration

Compound	R.T.	QIon	Response	Conc	Units	Dev(Min)
Internal Standards						
1) Pentafluorobenzene	5.665	168	657041	50.00	ug/L	0.00
41) 1,4-Difluorobenzene	6.714	114	956447	50.00	ug/L	0.00
70) d5-Chlorobenzene	9.957	117	867450	50.00	ug/L	0.00
90) 1,4-Dichlorobenzene-d4	11.987	152	467111	50.00	ug/L	0.00
System Monitoring Compounds						
43) surr4,Dibrflmethane	5.519	113	294030	50.11	ug/L	0.00
Spiked Amount 50.000	Range 89 - 119		Recovery = 100.22%			
46) surr1,1,2-dichloroetha...	6.025	65	423235	53.63	ug/L	0.00
Spiked Amount 50.000	Range 73 - 125		Recovery = 107.26%			
64) SURR3,Toluene-d8	8.488	98	1135157	52.09	ug/L	0.00
Spiked Amount 50.000	Range 87 - 121		Recovery = 104.18%			
69) SURR2,BFB	11.018	95	435892	50.09	ug/L	0.00
Spiked Amount 50.000	Range 85 - 122		Recovery = 100.18%			
Target Compounds						Qvalue
4) Vinyl Chloride	1.379	62	12101	1.10	ug/L	96
5) Bromomethane	1.617	94	253	Below Cal		81
18) Carbon Disulfide	2.562	76	12745	0.83	ug/L	97
22) Methylene Chloride	2.849	84	1650	0.24	ug/L #	32
26) trans-1,2-Dichloroethene	3.166	96	2966	0.50	ug/L #	81
33) cis-1,2-Dichloroethene	4.623	96	473318	71.18	ug/L	91
53) Trichloroethene	7.031	130	644545	98.32	ug/L	96

(#) = qualifier out of range (m) = manual integration (+) = signals summed

FJ 10/29/15

Quantitation Report (QT Reviewed)

Data Path : I:\ACQUDATA\msvoa10\data\102615\
Data File : F3452.D
Acq On : 26 Oct 2015 3:31 pm
Operator : F. Naegler
Sample : R1509047-025|500.0 Inst : MSVOA10
Misc : CBI 13429 T4
ALS Vial : 10 Sample Multiplier: 1

Quant Time: Oct 29 17:03:24 2015
Quant Method : I:\ACQUDATA\MSVOA10\METHODS\W101915.M
Quant Title : MS#10 - 8260B WATERS 10mL Purge
QLast Update : Tue Oct 20 12:01:30 2015
Response via : Initial Calibration

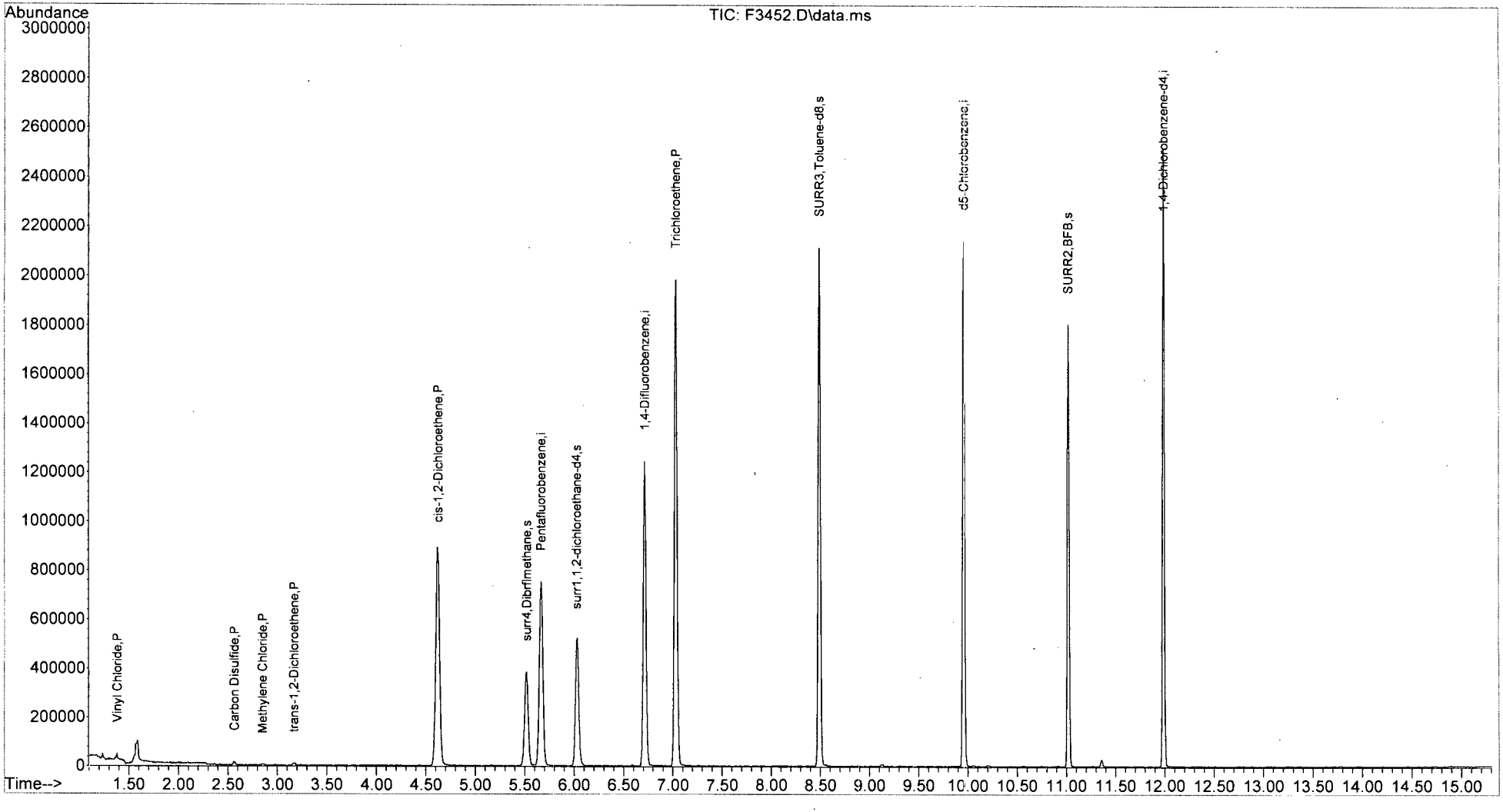

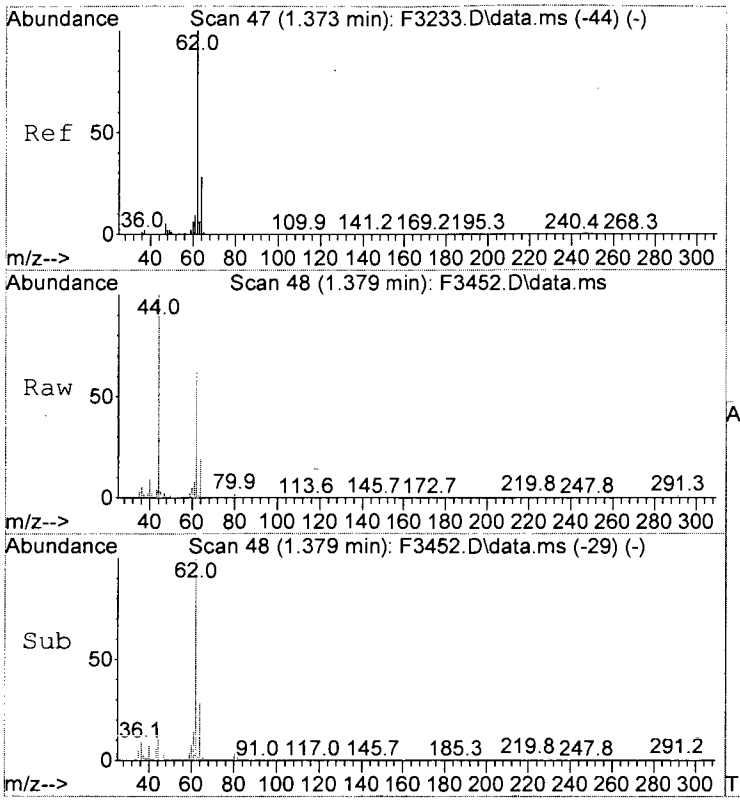

#4
Vinyl Chloride
Concen: 1.10 ug/L
RT: 1.379 min Scan# 48
Delta R.T. -0.000 min
Lab File: F3452.D
Acq: 26 Oct 2015 3:31 pm

Tgt Ion: 62 Resp: 12101

Ion	Ratio	Lower	Upper
62	100		
64	30.7	8.4	48.4

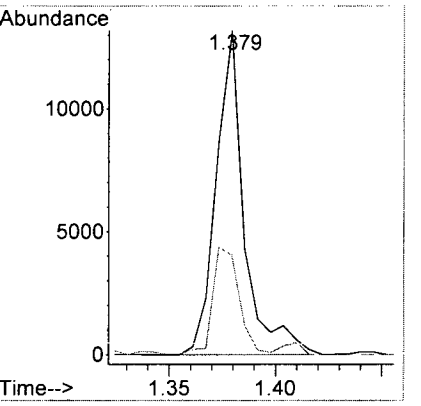

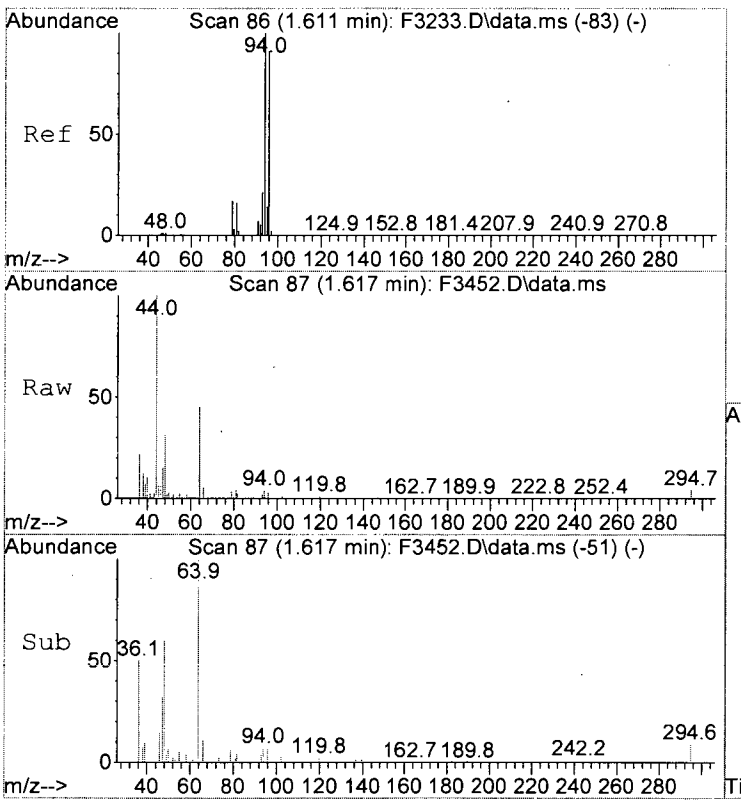

#5
Bromomethane
Concen: Below Cal
RT: 1.617 min Scan# 87
Delta R.T. -0.006 min
Lab File: F3452.D
Acq: 26 Oct 2015 3:31 pm

Tgt Ion: 94 Resp: 253

Ion	Ratio	Lower	Upper
94	100		
96	73.2	71.0	111.0

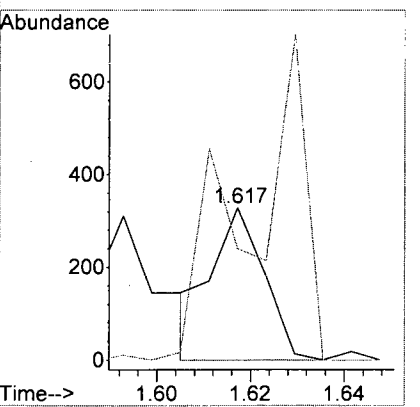

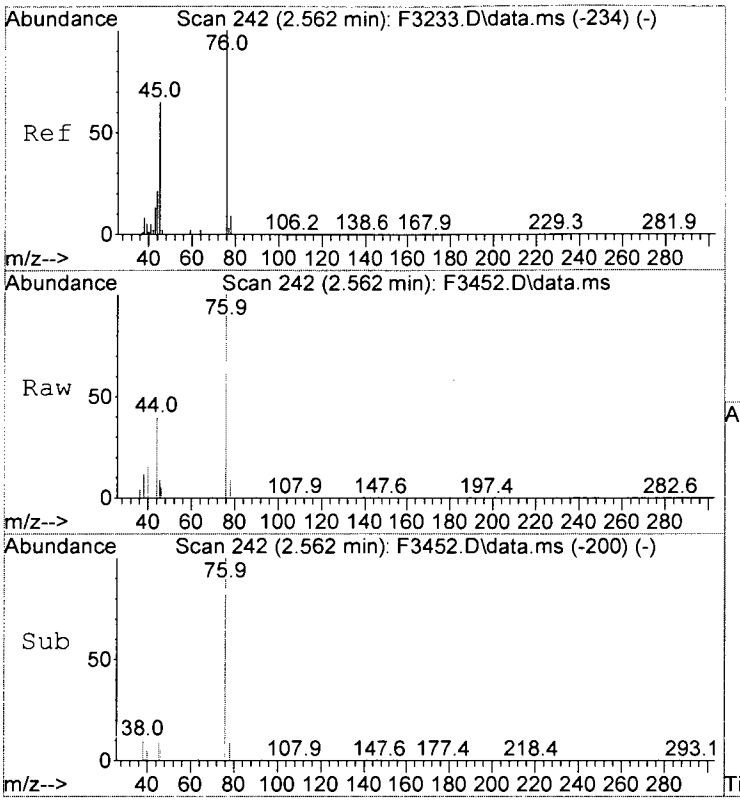

#18
Carbon Disulfide
Concen: 0.83 ug/L
RT: 2.562 min Scan# 242
Delta R.T. -0.000 min
Lab File: F3452.D
Acq: 26 Oct 2015 3:31 pm

Tgt Ion: 76 Resp: 12745

Ion	Ratio	Lower	Upper
76	100		
78	8.9	0.0	29.4
77	0.0	0.0	22.7

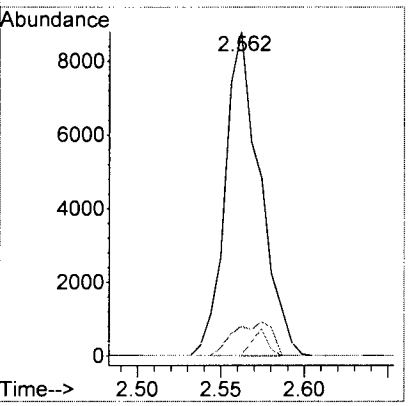

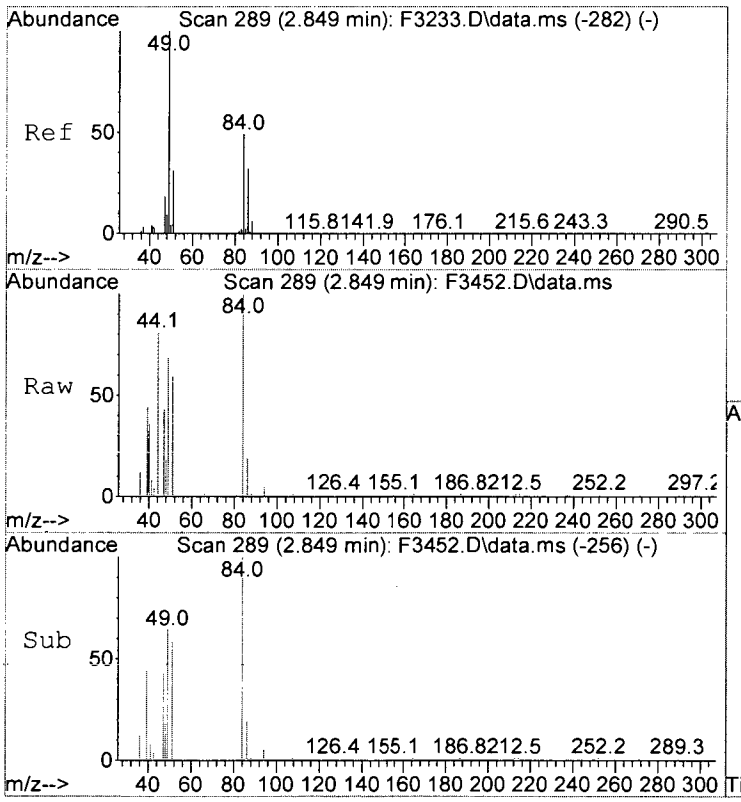

#22
Methylene Chloride
Concen: 0.24 ug/L
RT: 2.849 min Scan# 289
Delta R.T. -0.000 min
Lab File: F3452.D
Acq: 26 Oct 2015 3:31 pm

Tgt Ion: 84 Resp: 1650

Ion	Ratio	Lower	Upper
84	100		
86	19.2	46.0	86.0#
49	67.8	186.0	226.0#
51	59.0	43.6	83.6

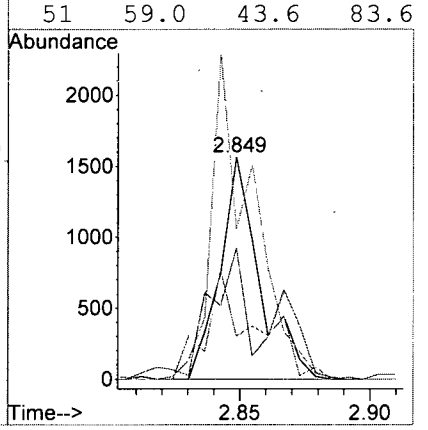

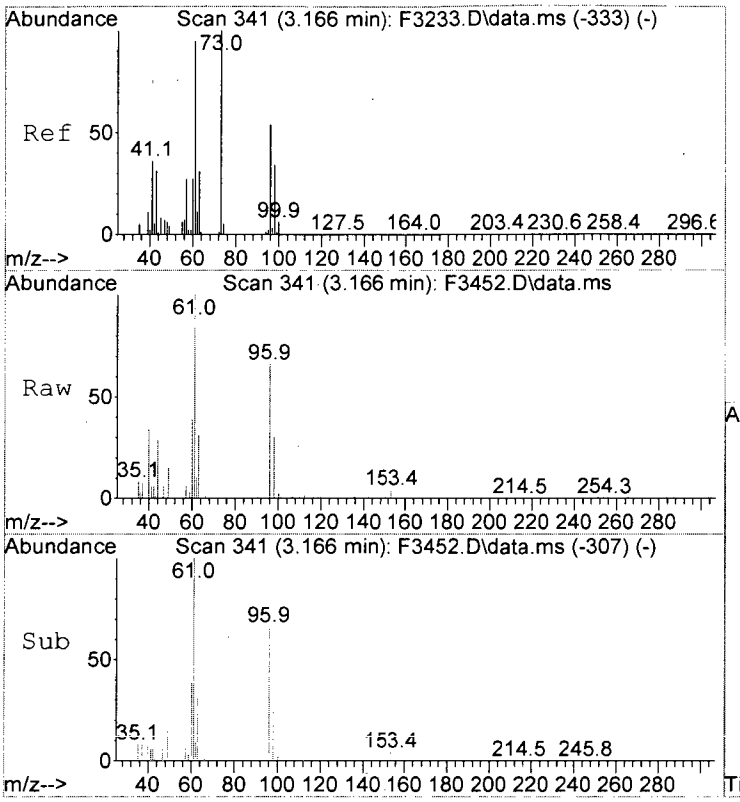

#26
trans-1,2-Dichloroethene
Concen: 0.50 ug/L
RT: 3.166 min Scan# 341
Delta R.T. -0.000 min
Lab File: F3452.D
Acq: 26 Oct 2015 3:31 pm

Tgt Ion: 96 Resp: 2966

Ion	Ratio	Lower	Upper
96	100		
98	45.2	42.3	82.3
61	150.5	155.3	195.3#

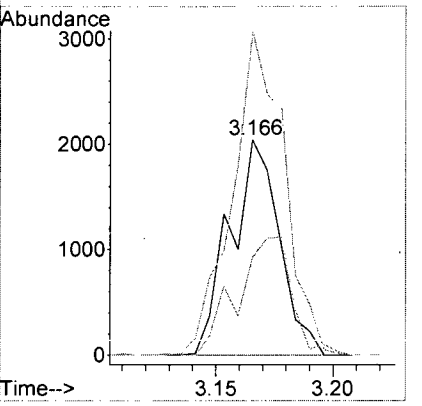

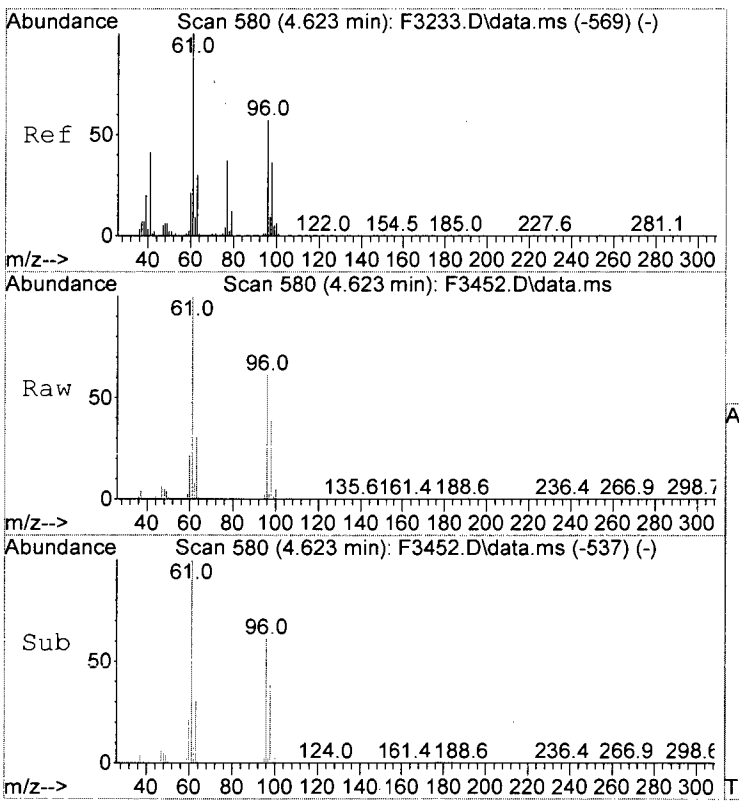

#33
cis-1,2-Dichloroethene
Concen: 71.18 ug/L
RT: 4.623 min Scan# 580
Delta R.T. 0.006 min
Lab File: F3452.D
Acq: 26 Oct 2015 3:31 pm

Tgt Ion: 96 Resp: 473318

Ion	Ratio	Lower	Upper
96	100		
61	164.4	157.0	197.0

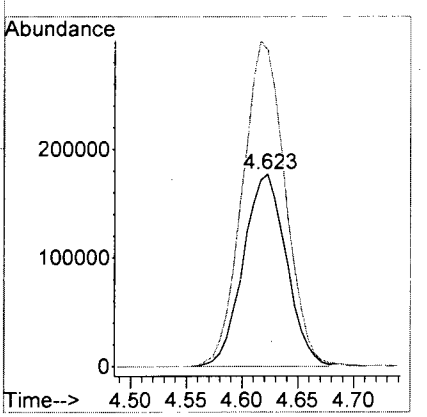

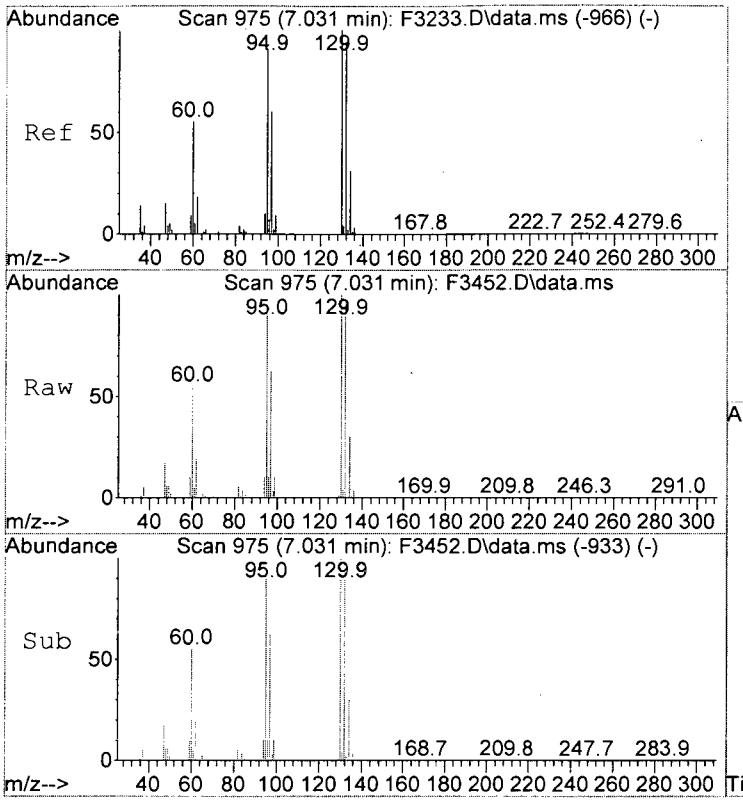

#53
Trichloroethene
Concen: 98.32 ug/L
RT: 7.031 min Scan# 975
Delta R.T. 0.006 min
Lab File: F3452.D
Acq: 26 Oct 2015 3:31 pm

Tgt Ion:130 Resp: 644545

Ion	Ratio	Lower	Upper
130	100		
132	98.2	74.1	114.1
95	94.7	70.9	110.9
97	62.1	39.7	79.7

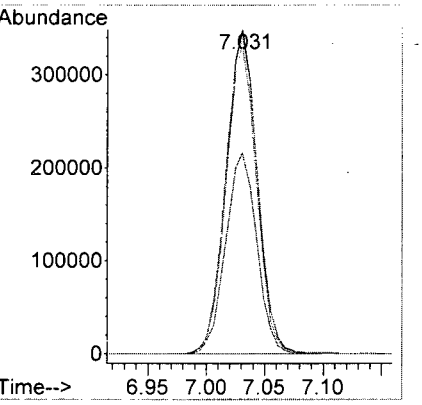

Client:	CB&I	**Service Request:**	R1509047
Project:	Textron Wheatfield/Annual Groundwater	**Date Collected:**	10/22/15 1130
Sample Matrix:	Water	**Date Received:**	10/22/15
		Date Analyzed:	10/26/15 15:55
Sample Name:	BAT-87-14(0)-151022	**Units:**	µg/L
Lab Code:	R1509047-026	**Basis:**	NA

Volatile Organic Compounds by GC/MS

Analytical Method:	8260C	**Analysis Lot:**	468926
Prep Method:	EPA 5030C		
Data File Name:	I:\ACQUDATA\msvoa10\data\102615\F3453.D\	**Instrument Name:**	R-MS-10
		Dilution Factor:	1

CAS No.	Analyte Name	Result	Q	MRL	MDL	Note
74-87-3	Chloromethane	1.0	U	1.0	0.21	
75-01-4	Vinyl Chloride	1.0	U	1.0	0.32	
75-00-3	Chloroethane	1.0	U	1.0	0.24	
74-83-9	Bromomethane	1.0	U	1.0	0.29	
75-35-4	1,1-Dichloroethene	1.0	U	1.0	0.57	
67-64-1	Acetone	**2.0**	J	5.0	1.3	
75-15-0	Carbon Disulfide	1.0	U	1.0	0.22	
75-09-2	Methylene Chloride	1.0	U	1.0	0.60	
156-60-5	trans-1,2-Dichloroethene	**0.34**	J	1.0	0.33	
75-34-3	1,1-Dichloroethane	1.0	U	1.0	0.20	
156-59-2	cis-1,2-Dichloroethene	**1.6**		1.0	0.30	
78-93-3	2-Butanone (MEK)	5.0	U	5.0	0.81	
67-66-3	Chloroform	**0.54**	J	1.0	0.25	
71-55-6	1,1,1-Trichloroethane	1.0	U	1.0	0.36	
56-23-5	Carbon Tetrachloride	1.0	U	1.0	0.45	
71-43-2	Benzene	1.0	U	1.0	0.20	
107-06-2	1,2-Dichloroethane	1.0	U	1.0	0.36	
79-01-6	Trichloroethene	**160**		1.0	0.22	
78-87-5	1,2-Dichloropropane	1.0	U	1.0	0.20	
75-27-4	Bromodichloromethane	1.0	U	1.0	0.32	
10061-01-5	cis-1,3-Dichloropropene	1.0	U	1.0	0.24	
108-10-1	4-Methyl-2-pentanone (MIBK)	5.0	U	5.0	0.67	
108-88-3	Toluene	1.0	U	1.0	0.20	
10061-02-6	trans-1,3-Dichloropropene	1.0	U	1.0	0.20	
79-00-5	1,1,2-Trichloroethane	1.0	U	1.0	0.34	
127-18-4	Tetrachloroethene	1.0	U	1.0	0.30	
591-78-6	2-Hexanone	5.0	U	5.0	1.7	
124-48-1	Dibromochloromethane	1.0	U	1.0	0.31	
108-90-7	Chlorobenzene	1.0	U	1.0	0.29	
100-41-4	Ethylbenzene	1.0	U	1.0	0.20	
179601-23-1	m,p-Xylenes	2.0	U	2.0	0.33	
95-47-6	o-Xylene	1.0	U	1.0	0.20	
100-42-5	Styrene	1.0	U	1.0	0.20	
75-25-2	Bromoform	1.0	U	1.0	0.42	
79-34-5	1,1,2,2-Tetrachloroethane	1.0	U	1.0	0.25	

ALS Group USA, Corp. dba ALS Environmental

Analytical Report

Client:	CB&I	**Service Request:**	R1509047
Project:	Textron Wheatfield/Annual Groundwater	**Date Collected:**	10/22/15 1130
Sample Matrix:	Water	**Date Received:**	10/22/15
		Date Analyzed:	10/26/15 15:55
Sample Name:	BAT-87-14(0)-151022	**Units:**	µg/L
Lab Code:	R1509047-026	**Basis:**	NA

Volatile Organic Compounds by GC/MS

Analytical Method:	8260C	**Analysis Lot:**	468926
Prep Method:	EPA 5030C		
Data File Name:	I:\ACQUDATA\msvoa10\data\102615\F3453.D\	**Instrument Name:**	R-MS-10
		Dilution Factor:	1

CAS No.	Analyte Name	Result	Q	MRL	MDL	Note

Surrogate Name	%Rec	Control Limits	Date Analyzed	Q
4-Bromofluorobenzene	100	85-122	10/26/15 15:55	
Toluene-d8	105	87-121	10/26/15 15:55	
Dibromofluoromethane	102	89-119	10/26/15 15:55	

Quantitation Report (QT Reviewed)

Data Path : I:\ACQUDATA\msvoa10\data\102615\
Data File : F3453.D
Acq On : 26 Oct 2015 3:55 pm
Operator : F. Naegler
Sample : R1509047-026|1.0 Inst : MSVOA10
Misc : CBI 13429 T4
ALS Vial : 11 Sample Multiplier: 1

Quant Time: Oct 29 17:05:01 2015
Quant Method : I:\ACQUDATA\MSVOA10\METHODS\W101915.M
Quant Title : MS#10 - 8260B WATERS 10mL Purge
QLast Update : Tue Oct 20 12:01:30 2015
Response via : Initial Calibration

Compound	R.T.	QIon	Response	Conc	Units	Dev(Min)
Internal Standards						
1) Pentafluorobenzene	5.665	168	669716	50.00	ug/L	0.00
41) 1,4-Difluorobenzene	6.714	114	978944	50.00	ug/L	0.00
70) d5-Chlorobenzene	9.957	117	885167	50.00	ug/L	0.00
90) 1,4-Dichlorobenzene-d4	11.987	152	454310	50.00	ug/L	0.00
System Monitoring Compounds						
43) surr4,Dibrflmethane	5.519	113	307513	51.21	ug/L	0.00
Spiked Amount 50.000	Range 89 - 119		Recovery = 102.42%			
46) surr1,1,2-dichloroetha...	6.031	65	430062	53.24	ug/L	0.00
Spiked Amount 50.000	Range 73 - 125		Recovery = 106.48%			
64) SURR3,Toluene-d8	8.488	98	1168594	52.39	ug/L	0.00
Spiked Amount 50.000	Range 87 - 121		Recovery = 104.78%			
69) SURR2,BFB	11.018	95	447575	50.25	ug/L	0.00
Spiked Amount 50.000	Range 85 - 122		Recovery = 100.50%			
Target Compounds						Qvalue
7) Freon 21	1.861	67	7426	0.57	ug/L	85
8) Trichlorofluoromethane	1.916	101	3530	0.37	ug/L	84
10) Freon 123a	2.172	67	15562	1.95	ug/L	83
14) Freon 113	2.373	101	9694	1.63	ug/L	94
15) Acetone	2.416	43	11877	1.97	ug/L	96
26) trans-1,2-Dichloroethene	3.160	96	2051	0.34	ug/L #	50
33) cis-1,2-Dichloroethene	4.623	96	10487	1.55	ug/L #	44
39) Chloroform	5.232	83	6078	0.54	ug/L	87
53) Trichloroethene	7.031	130	1083158	161.43	ug/L	97

(#) = qualifier out of range (m) = manual integration (+) = signals summed

FU 10/29/15

Quantitation Report (QT Reviewed)

Data Path : I:\ACQUDATA\msvoa10\data\102615\
Data File : F3453.D
Acq On : 26 Oct 2015 3:55 pm
Operator : F. Naegler
Sample : R1509047-026|1.0 Inst : MSVOA10
Misc : CBI 13429 T4
ALS Vial : 11 Sample Multiplier: 1

Quant Time: Oct 29 17:05:01 2015
Quant Method : I:\ACQUDATA\MSVOA10\METHODS\W101915.M
Quant Title : MS#10 - 8260B WATERS 10mL Purge
QLast Update : Tue Oct 20 12:01:30 2015
Response via : Initial Calibration

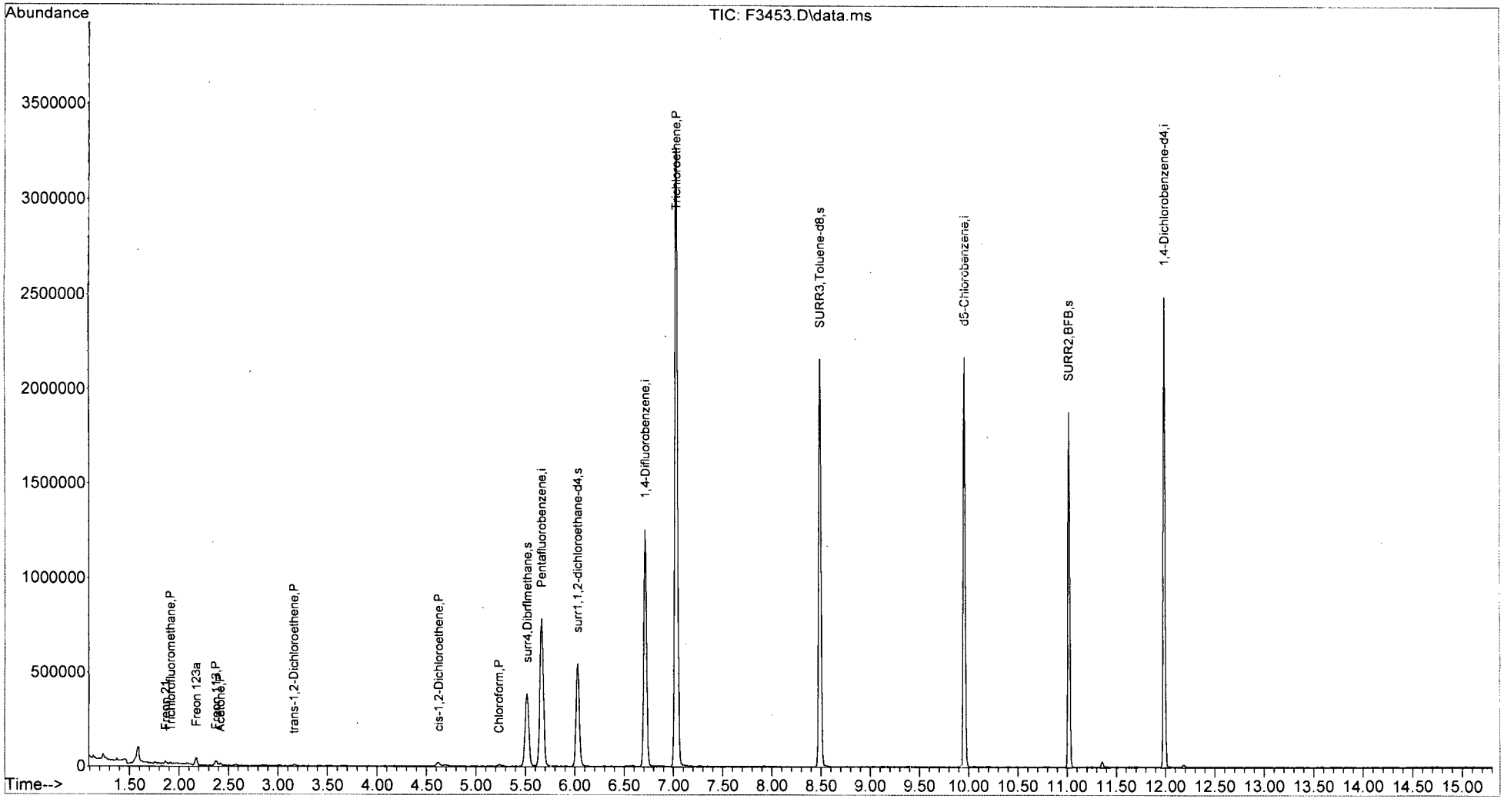

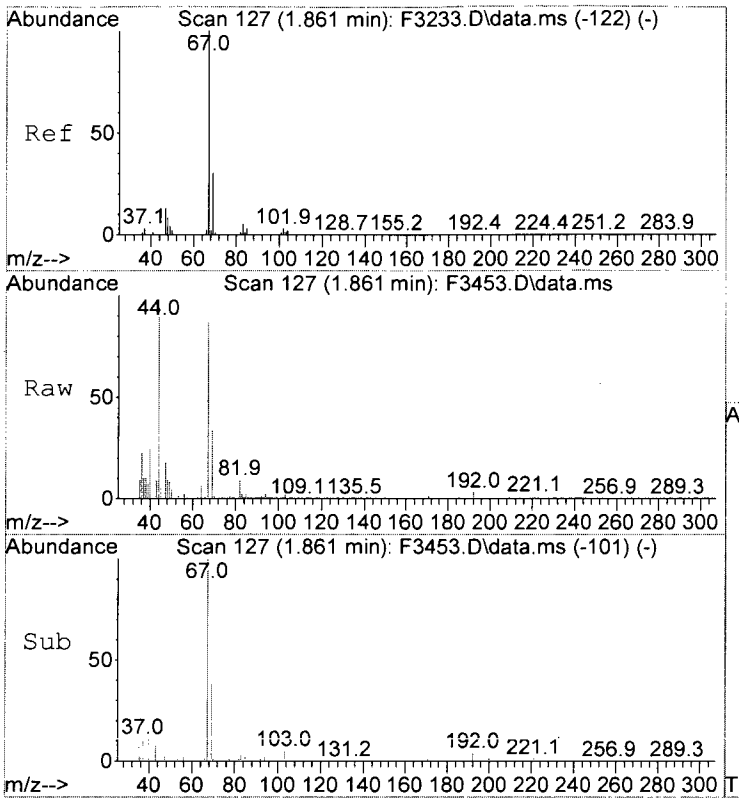

#7
Freon 21
Concen: 0.57 ug/L
RT: 1.861 min Scan# 127
Delta R.T. -0.006 min
Lab File: F3453.D
Acq: 26 Oct 2015 3:55 pm

Tgt Ion: 67 Resp: 7426

Ion	Ratio	Lower	Upper
67	100		
69	37.8	9.8	49.8

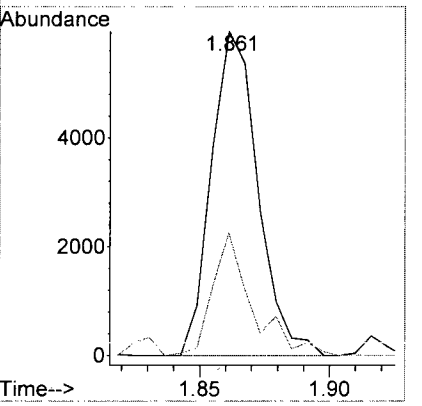

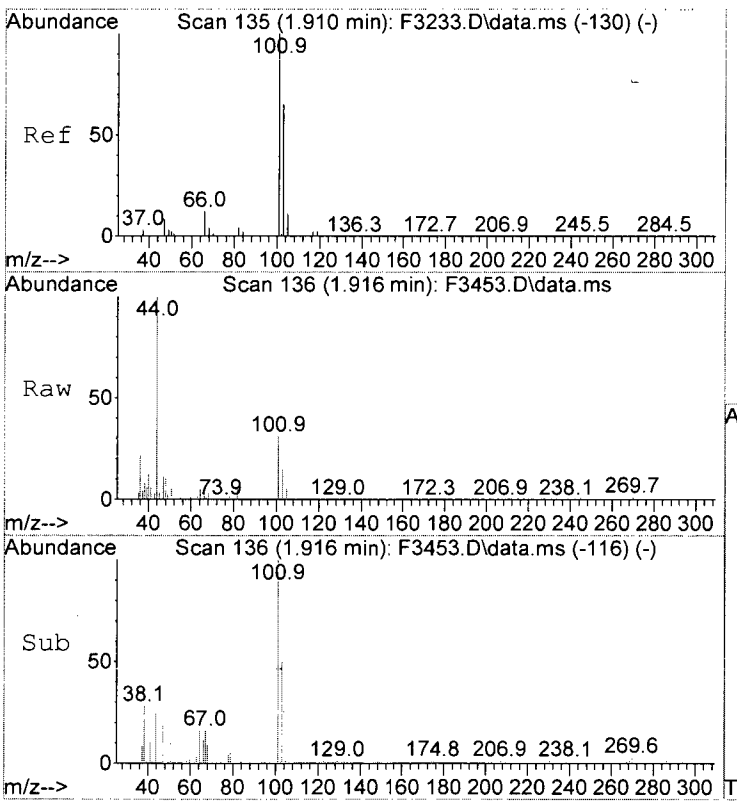

#8
Trichlorofluoromethane
Concen: 0.37 ug/L
RT: 1.916 min Scan# 136
Delta R.T. -0.000 min
Lab File: F3453.D
Acq: 26 Oct 2015 3:55 pm

Tgt Ion:101 Resp: 3530

Ion	Ratio	Lower	Upper
101	100		
103	50.3	44.4	84.4
66	10.6	0.0	32.9

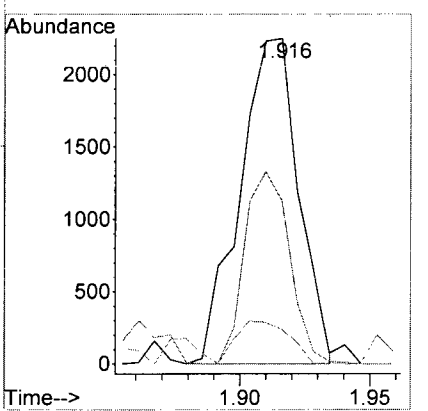

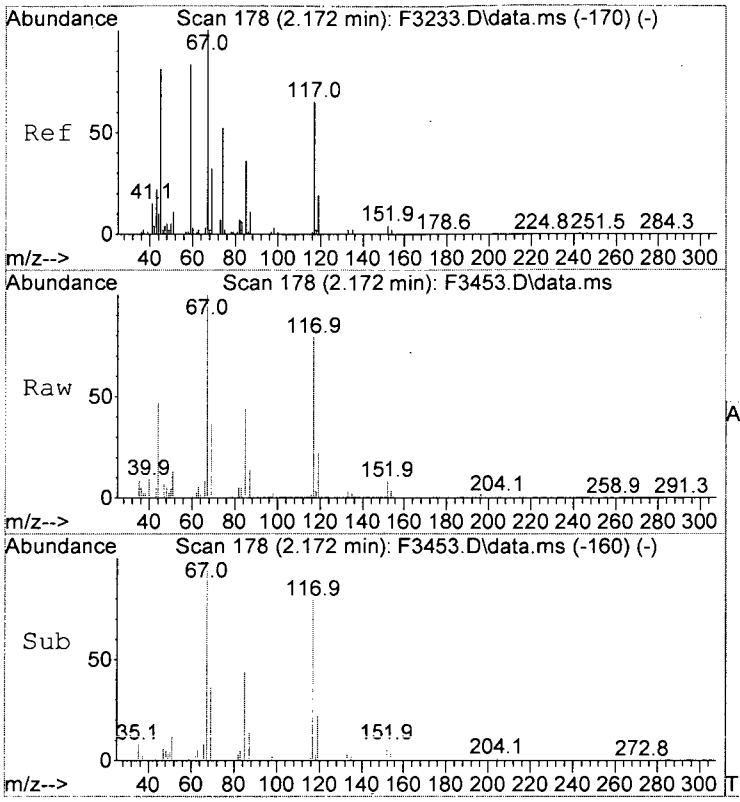

#10
Freon 123a
Concen: 1.95 ug/L
RT: 2.172 min Scan# 178
Delta R.T. -0.006 min
Lab File: F3453.D
Acq: 26 Oct 2015 3:55 pm

Tgt Ion: 67 Resp: 15562

Ion	Ratio	Lower	Upper
67	100		
117	79.3	46.0	86.0

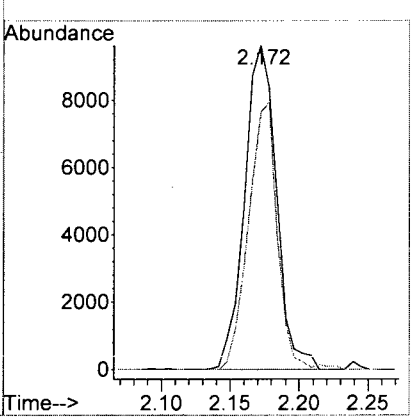

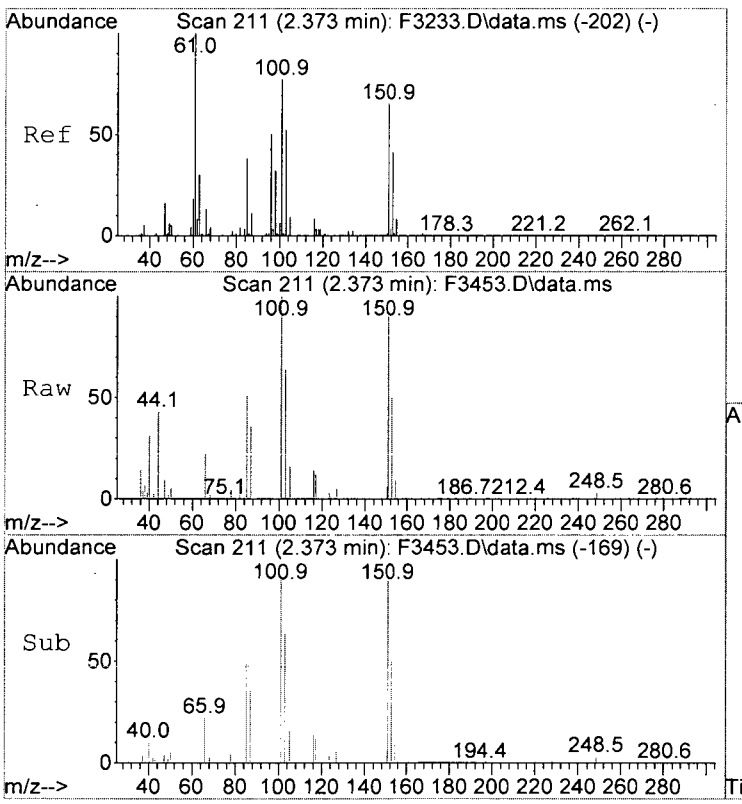

#14
Freon 113
Concen: 1.63 ug/L
RT: 2.373 min Scan# 211
Delta R.T. -0.000 min
Lab File: F3453.D
Acq: 26 Oct 2015 3:55 pm

Tgt Ion:101 Resp: 9694

Ion	Ratio	Lower	Upper
101	100		
151	90.4	64.5	104.5

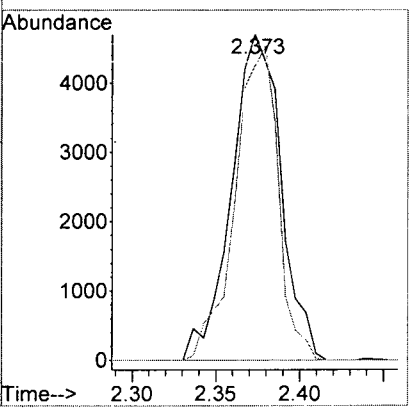

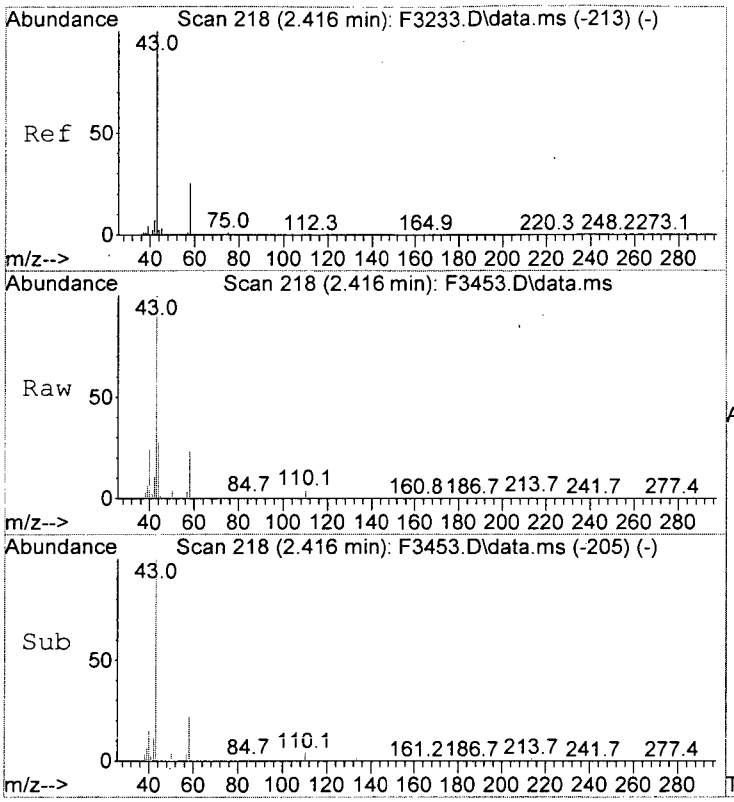

#15
Acetone
Concen: 1.97 ug/L
RT: 2.416 min Scan# 218
Delta R.T. 0.006 min
Lab File: F3453.D
Acq: 26 Oct 2015 3:55 pm

Tgt Ion: 43 Resp: 11877

Ion	Ratio	Lower	Upper
43	100		
58	23.1	4.3	44.3
42	11.1	0.0	27.3

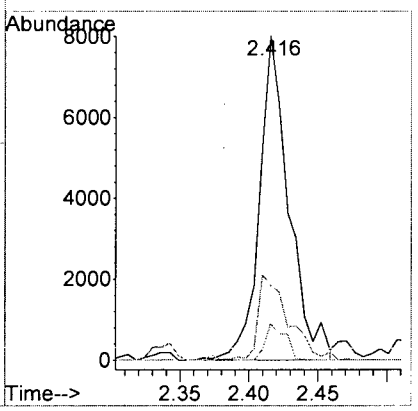

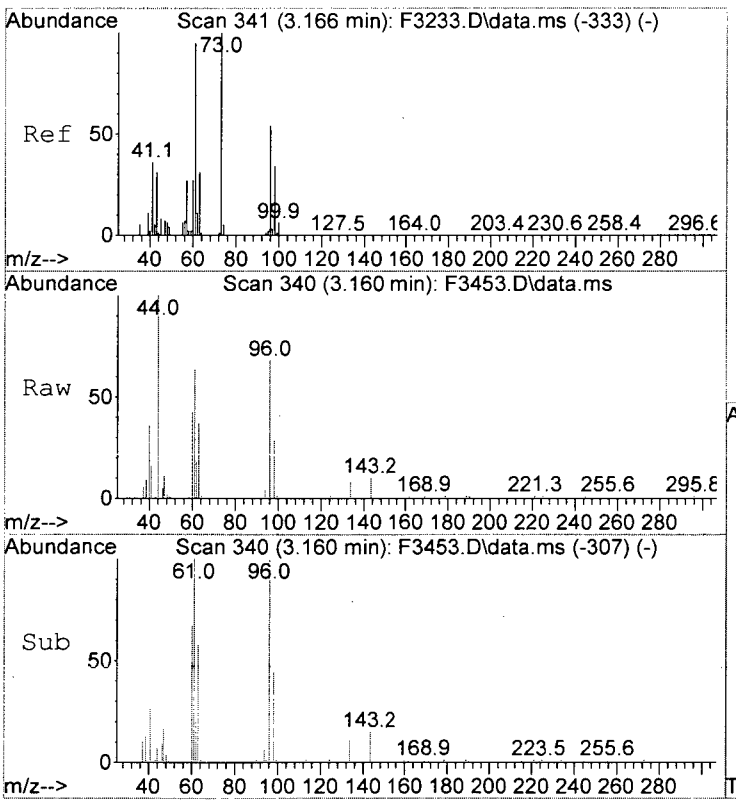

#26
trans-1,2-Dichloroethene
Concen: 0.34 ug/L
RT: 3.160 min Scan# 340
Delta R.T. -0.006 min
Lab File: F3453.D
Acq: 26 Oct 2015 3:55 pm

Tgt Ion: 96 Resp: 2051

Ion	Ratio	Lower	Upper
96	100		
98	41.6	42.3	82.3#
61	94.5	155.3	195.3#

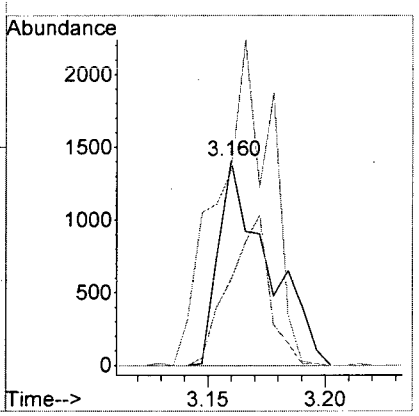

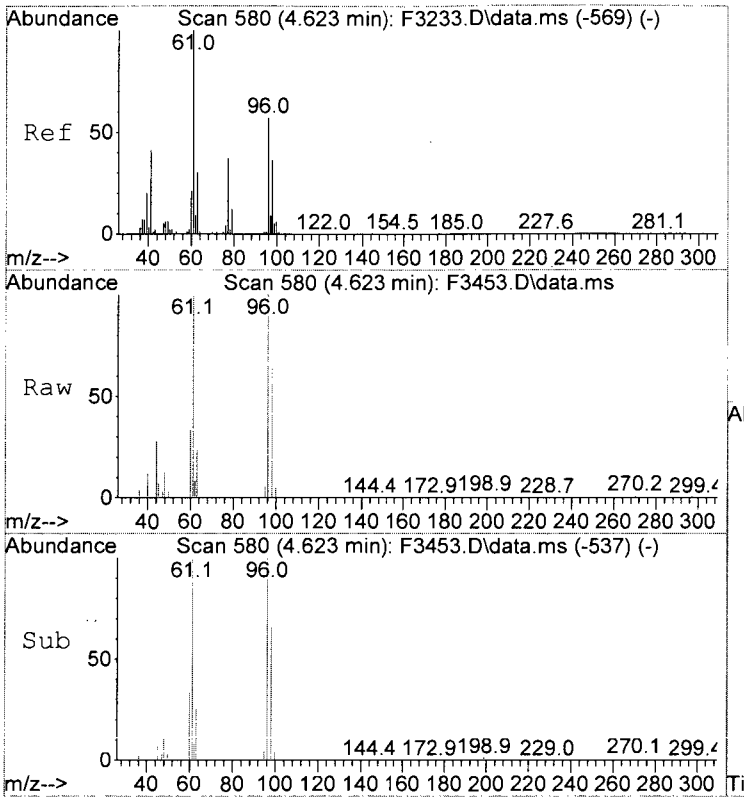

#33
cis-1,2-Dichloroethene
Concen: 1.55 ug/L
RT: 4.623 min Scan# 580
Delta R.T. 0.006 min
Lab File: F3453.D
Acq: 26 Oct 2015 3:55 pm

Tgt Ion: 96 Resp: 10487

Ion	Ratio	Lower	Upper
96	100		
61	98.7	157.0	197.0#

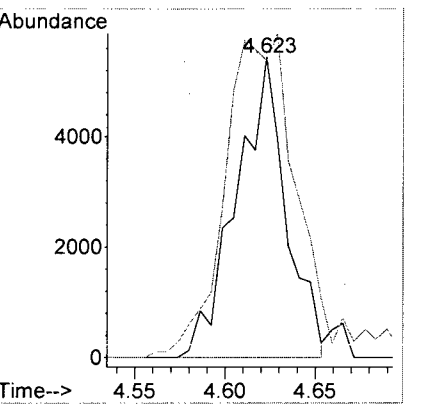

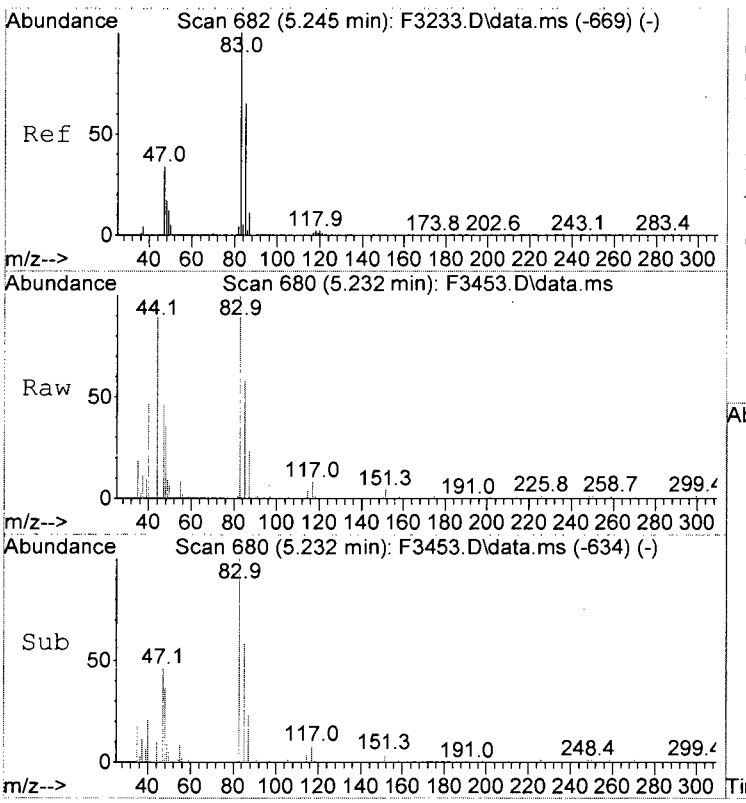

#39
Chloroform
Concen: 0.54 ug/L
RT: 5.232 min Scan# 680
Delta R.T. -0.006 min
Lab File: F3453.D
Acq: 26 Oct 2015 3:55 pm

Tgt Ion: 83 Resp: 6078

Ion	Ratio	Lower	Upper
83	100		
85	57.8	44.7	84.7
47	46.4	14.4	54.4

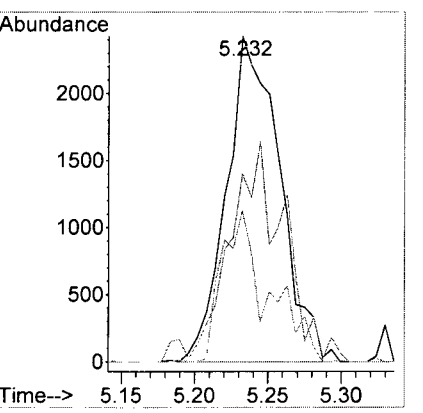

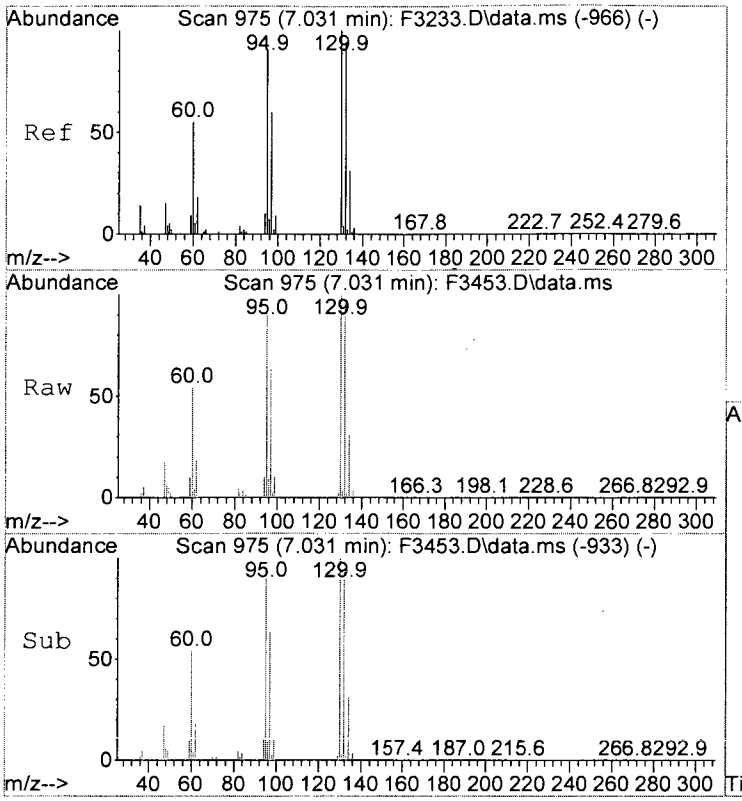

#53
Trichloroethene
Concen: 161.43 ug/L
RT: 7.031 min Scan# 975
Delta R.T. 0.006 min
Lab File: F3453.D
Acq: 26 Oct 2015 3:55 pm

Tgt Ion:130 Resp: 1083158

Ion	Ratio	Lower	Upper
130	100		
132	96.8	74.1	114.1
95	93.6	70.9	110.9
97	62.6	39.7	79.7

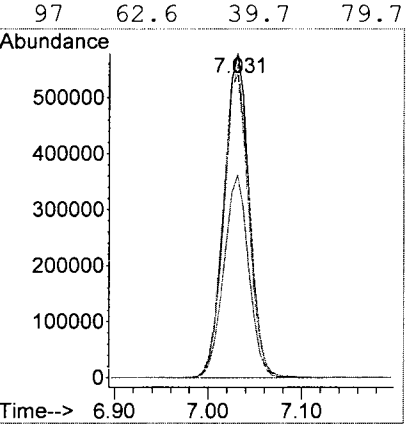

ALS Group USA, Corp. dba ALS Environmental

Analytical Report

Client:	CB&I	**Service Request:**	R1509047
Project:	Textron Wheatfield/Annual Groundwater	**Date Collected:**	10/22/15 1145
Sample Matrix:	Water	**Date Received:**	10/22/15
		Date Analyzed:	10/26/15 16:19
Sample Name:	BAT-DW-9-151022	**Units:**	µg/L
Lab Code:	R1509047-027	**Basis:**	NA

Volatile Organic Compounds by GC/MS

Analytical Method:	8260C	**Analysis Lot:**	468926
Prep Method:	EPA 5030C		
Data File Name:	I:\ACQUDATA\msvoa10\data\102615\F3454.D\	**Instrument Name:**	R-MS-10
		Dilution Factor:	1

CAS No.	Analyte Name	Result	Q	MRL	MDL	Note
74-87-3	Chloromethane	1.0	U	1.0	0.21	
75-01-4	Vinyl Chloride	**2.7**		1.0	0.32	
75-00-3	Chloroethane	1.0	U	1.0	0.24	
74-83-9	Bromomethane	1.0	U	1.0	0.29	
75-35-4	1,1-Dichloroethene	1.0	U	1.0	0.57	
67-64-1	Acetone	5.0	U	5.0	1.3	
75-15-0	Carbon Disulfide	1.0	U	1.0	0.22	
75-09-2	Methylene Chloride	1.0	U	1.0	0.60	
156-60-5	trans-1,2-Dichloroethene	1.0	U	1.0	0.33	
75-34-3	1,1-Dichloroethane	**0.29**	J	1.0	0.20	
156-59-2	cis-1,2-Dichloroethene	**23**		1.0	0.30	
78-93-3	2-Butanone (MEK)	5.0	U	5.0	0.81	
67-66-3	Chloroform	**8.4**		1.0	0.25	
71-55-6	1,1,1-Trichloroethane	**0.72**	J	1.0	0.36	
56-23-5	Carbon Tetrachloride	1.0	U	1.0	0.45	
71-43-2	Benzene	1.0	U	1.0	0.20	
107-06-2	1,2-Dichloroethane	1.0	U	1.0	0.36	
79-01-6	Trichloroethene	**36**		1.0	0.22	
78-87-5	1,2-Dichloropropane	1.0	U	1.0	0.20	
75-27-4	Bromodichloromethane	**0.87**	J	1.0	0.32	
10061-01-5	cis-1,3-Dichloropropene	1.0	U	1.0	0.24	
108-10-1	4-Methyl-2-pentanone (MIBK)	5.0	U	5.0	0.67	
108-88-3	Toluene	1.0	U	1.0	0.20	
10061-02-6	trans-1,3-Dichloropropene	1.0	U	1.0	0.20	
79-00-5	1,1,2-Trichloroethane	1.0	U	1.0	0.34	
127-18-4	Tetrachloroethene	1.0	U	1.0	0.30	
591-78-6	2-Hexanone	5.0	U	5.0	1.7	
124-48-1	Dibromochloromethane	1.0	U	1.0	0.31	
108-90-7	Chlorobenzene	1.0	U	1.0	0.29	
100-41-4	Ethylbenzene	1.0	U	1.0	0.20	
179601-23-1	m,p-Xylenes	2.0	U	2.0	0.33	
95-47-6	o-Xylene	1.0	U	1.0	0.20	
100-42-5	Styrene	1.0	U	1.0	0.20	
75-25-2	Bromoform	1.0	U	1.0	0.42	
79-34-5	1,1,2,2-Tetrachloroethane	1.0	U	1.0	0.25	

Client:	CB&I	**Service Request:**	R1509047
Project:	Textron Wheatfield/Annual Groundwater	**Date Collected:**	10/22/15 1145
Sample Matrix:	Water	**Date Received:**	10/22/15
		Date Analyzed:	10/26/15 16:19
Sample Name:	BAT-DW-9-151022	**Units:**	µg/L
Lab Code:	R1509047-027	**Basis:**	NA

Volatile Organic Compounds by GC/MS

Analytical Method:	8260C	**Analysis Lot:**	468926
Prep Method:	EPA 5030C		
Data File Name:	I:\ACQUDATA\msvoa10\data\102615\F3454.D\	**Instrument Name:**	R-MS-10
		Dilution Factor:	1

CAS No.	Analyte Name	Result	Q	MRL	MDL	Note

Surrogate Name	%Rec	Control Limits	Date Analyzed	Q
4-Bromofluorobenzene	98	85-122	10/26/15 16:19	
Toluene-d8	104	87-121	10/26/15 16:19	
Dibromofluoromethane	101	89-119	10/26/15 16:19	

Quantitation Report (QT Reviewed)

Data Path : I:\ACQUDATA\msvoa10\data\102615\
Data File : F3454.D
Acq On : 26 Oct 2015 4:19 pm
Operator : F. Naegler
Sample : R1509047-027|1.0 Inst : MSVOA10
Misc : CBI 13429 T4
ALS Vial : 12 Sample Multiplier: 1

Quant Time: Oct 29 17:07:45 2015
Quant Method : I:\ACQUDATA\MSVOA10\METHODS\W101915.M
Quant Title : MS#10 - 8260B WATERS 10mL Purge
QLast Update : Tue Oct 20 12:01:30 2015
Response via : Initial Calibration

Compound	R.T.	QIon	Response	Conc	Units	Dev(Min)
Internal Standards						
1) Pentafluorobenzene	5.665	168	658495	50.00	ug/L	0.00
41) 1,4-Difluorobenzene	6.714	114	975695	50.00	ug/L	0.00
70) d5-Chlorobenzene	9.957	117	883438	50.00	ug/L	0.00
90) 1,4-Dichlorobenzene-d4	11.987	152	463461	50.00	ug/L	0.00
System Monitoring Compounds						
43) surr4,Dibrflmethane	5.519	113	301064	50.30	ug/L	0.00
Spiked Amount 50.000	Range 89 - 119		Recovery = 100.60%			
46) surr1,1,2-dichloroetha...	6.031	65	436456	54.22	ug/L	0.00
Spiked Amount 50.000	Range 73 - 125		Recovery = 108.44%			
64) SURR3,Toluene-d8	8.488	98	1151629	51.80	ug/L	0.00
Spiked Amount 50.000	Range 87 - 121		Recovery = 103.60%			
69) SURR2,BFB	11.018	95	436758	49.20	ug/L	0.00
Spiked Amount 50.000	Range 85 - 122		Recovery = 98.40%			
Target Compounds						Qvalue
4) Vinyl Chloride	1.379	62	29828	2.71	ug/L	90
5) Bromomethane	1.623	94	278	Below Cal		81
7) Freon 21	1.867	67	3255	0.26	ug/L	86
8) Trichlorofluoromethane	1.910	101	16302	1.73	ug/L	90
10) Freon 123a	2.172	67	4014	0.51	ug/L	100
14) Freon 113	2.373	101	18176	3.11	ug/L #	70
15) Acetone	2.416	43	3097	0.52	ug/L	78
26) trans-1,2-Dichloroethene	3.166	96	1585	0.27	ug/L #	82
27) 1,1-Diclethane	3.702	63	3619m	0.29	ug/L	
33) cis-1,2-Dichloroethene	4.623	96	155517	23.33	ug/L	89
39) Chloroform	5.238	83	91997	8.35	ug/L	95
40) 1,1,1-Trichloroethane	5.513	97	5968m	0.72	ug/L	
53) Trichloroethene	7.031	130	242371	36.24	ug/L	100
59) Bromodichloromethane	7.671	83	6626	0.87	ug/L	91

(#) = qualifier out of range (m) = manual integration (+) = signals summed

FW 10/29/15
KB 10/30/15

Quantitation Report (Qedit)

Data Path : I:\ACQUDATA\msvoa10\data\102615\
Data File : F3454.D
Acq On : 26 Oct 2015 4:19 pm
Operator : F. Naegler
Sample : R1509047-027|1.0 Inst : MSVOA10
Misc : CBI 13429 T4
ALS Vial : 12 Sample Multiplier: 1

Quant Time: Oct 26 16:34:01 2015
Quant Method : I:\ACQUDATA\MSVOA10\METHODS\W101915.M
Quant Title : MS#10 - 8260B WATERS 10mL Purge
QLast Update : Tue Oct 20 12:01:30 2015
Response via : Initial Calibration

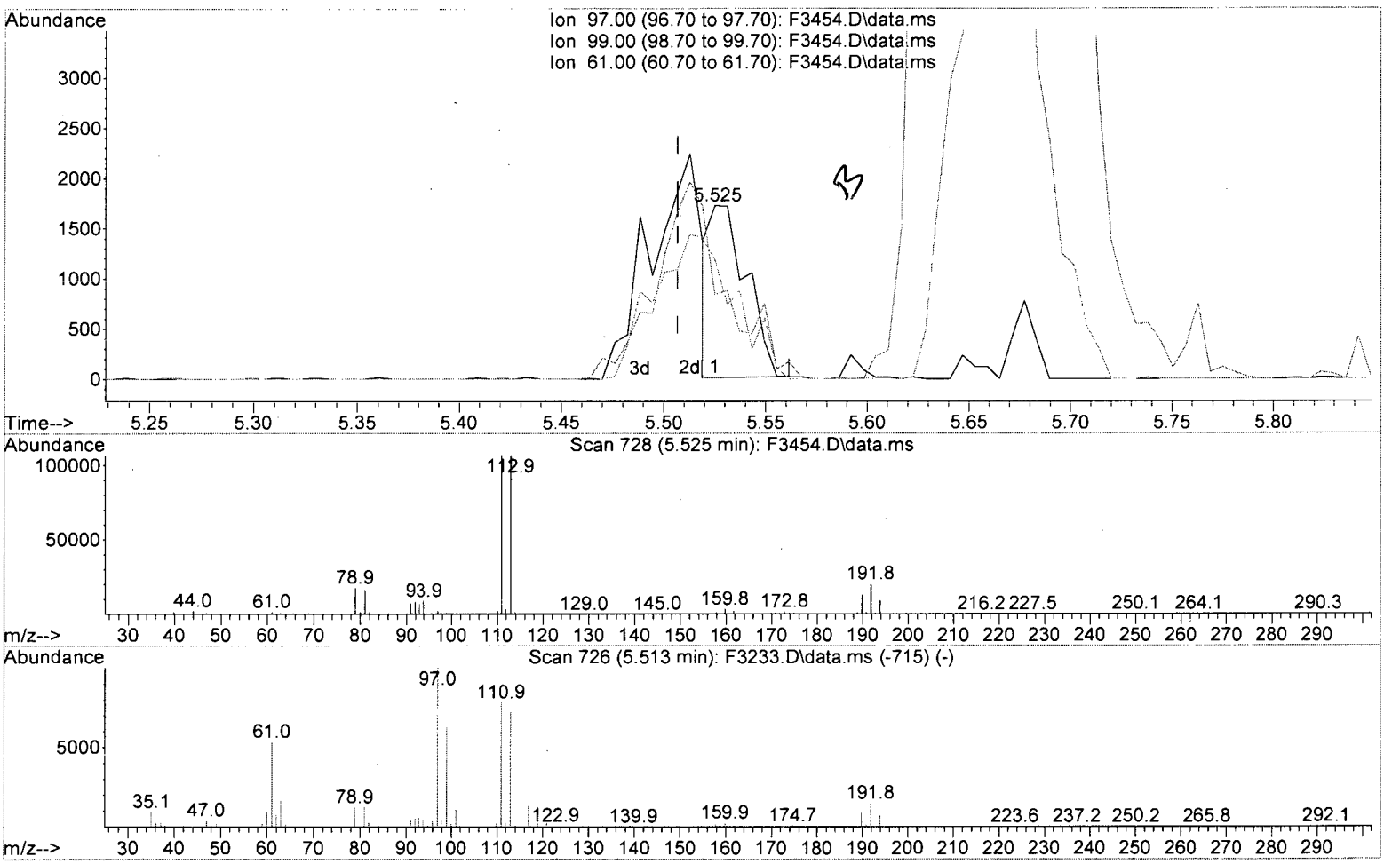

TIC: F3454.D\data.ms

(40) 1,1,1-Trichloroethane (P)

5.525min (+0.018) 0.25 ug/L

response 2117

Ion	Exp%	Act%
97.00	100	100
99.00	62.80	48.87
61.00	53.40	69.12
0.00	0.00	0.00

Quantitation Report (Qedit)

Data Path : I:\ACQUDATA\msvoa10\data\102615\
Data File : F3454.D
Acq On : 26 Oct 2015 4:19 pm
Operator : F. Naegler
Sample : R1509047-027|1.0 Inst : MSVOA10
Misc : CBI 13429 T4
ALS Vial : 12 Sample Multiplier: 1

Quant Time: Oct 26 16:34:01 2015
Quant Method : I:\ACQUDATA\MSVOA10\METHODS\W101915.M
Quant Title : MS#10 - 8260B WATERS 10mL Purge
QLast Update : Tue Oct 20 12:01:30 2015
Response via : Initial Calibration

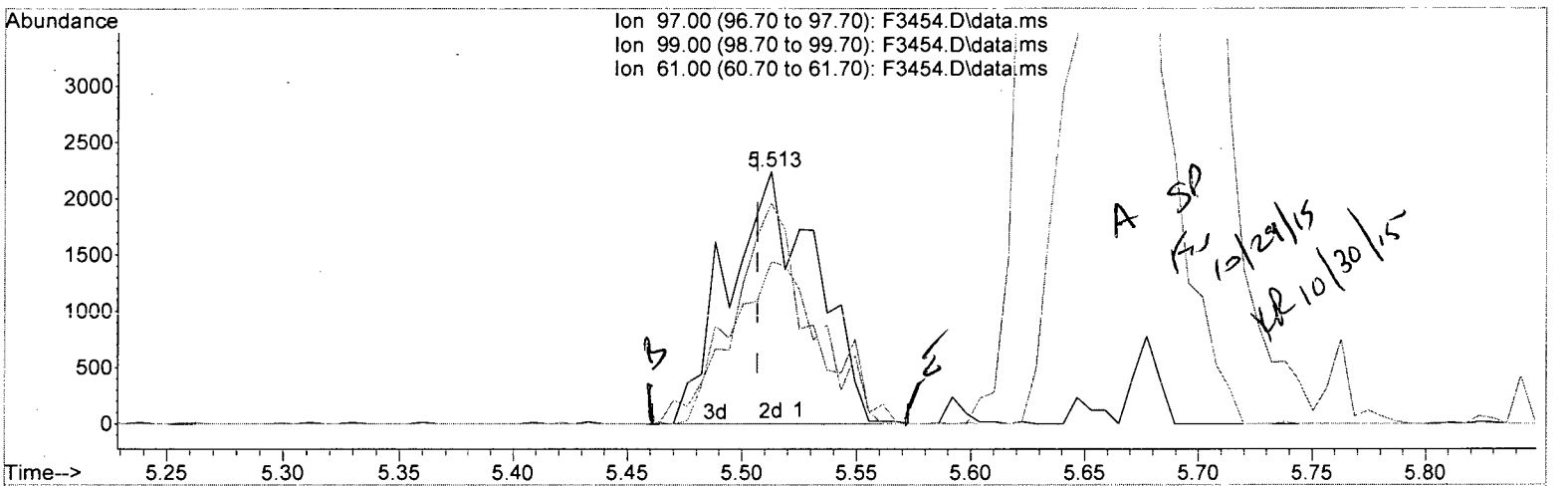

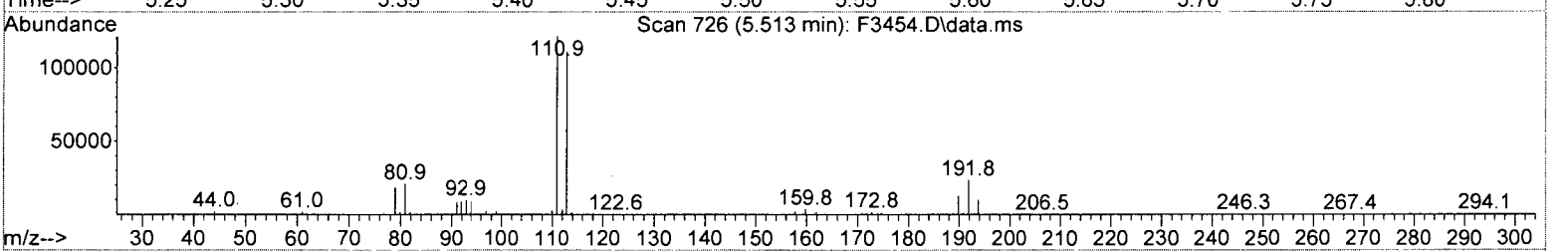



TIC: F3454.D\data.ms

(40) 1,1,1-Trichloroethane (P)

5.513min (+0.006) 0.72 ug/L m

response 5968

Ion	Exp%	Act%
97.00	100	100
99.00	62.80	87.40#
61.00	53.40	64.25
0.00	0.00	0.00

Quantitation Report (Qedit)

Data Path : I:\ACQUDATA\msvoa10\data\102615\
Data File : F3454.D
Acq On : 26 Oct 2015 4:19 pm
Operator : F. Naegler
Sample : R1509047-027|1.0 Inst : MSVOA10
Misc : CBI 13429 T4
ALS Vial : 12 Sample Multiplier: 1

Quant Time: Oct 26 16:34:01 2015
Quant Method : I:\ACQUDATA\MSVOA10\METHODS\W101915.M
Quant Title : MS#10 - 8260B WATERS 10mL Purge
QLast Update : Tue Oct 20 12:01:30 2015
Response via : Initial Calibration

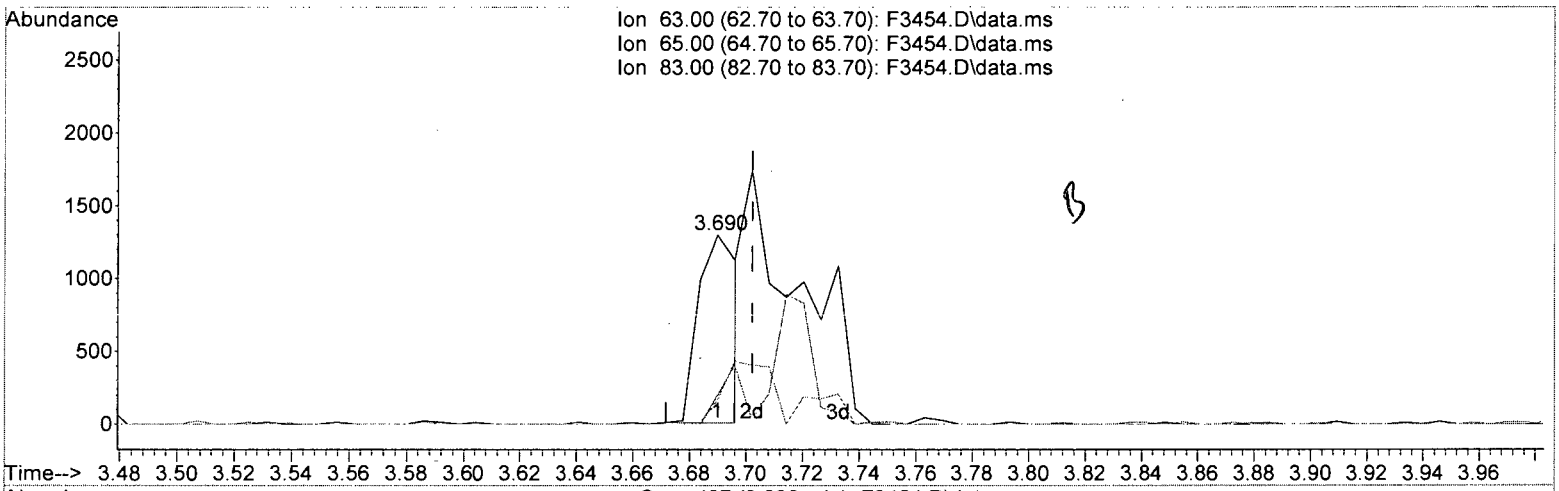

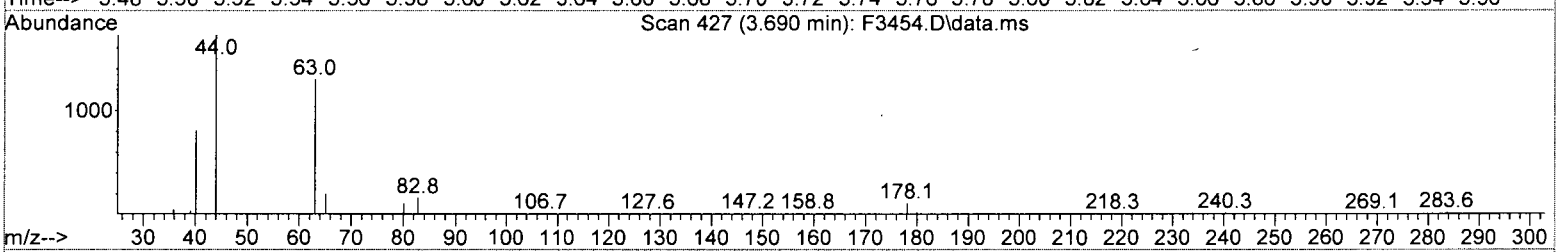



TIC: F3454.D\data.ms

(27) 1,1-Diclethane (P)

3.690min (-0.012) 0.10 ug/L

response 1245

Ion	Exp%	Act%
63.00	100	100
65.00	31.70	15.10
83.00	10.60	12.56
0.00	0.00	0.00

Quantitation Report (Qedit)

Data Path : I:\ACQUDATA\msvoa10\data\102615\
Data File : F3454.D
Acq On : 26 Oct 2015 4:19 pm
Operator : F. Naegler
Sample : R1509047-027|1.0 Inst : MSVOA10
Misc : CBI 13429 T4
ALS Vial : 12 Sample Multiplier: 1

Quant Time: Oct 26 16:34:01 2015
Quant Method : I:\ACQUDATA\MSVOA10\METHODS\W101915.M
Quant Title : MS#10 - 8260B WATERS 10mL Purge
QLast Update : Tue Oct 20 12:01:30 2015
Response via : Initial Calibration

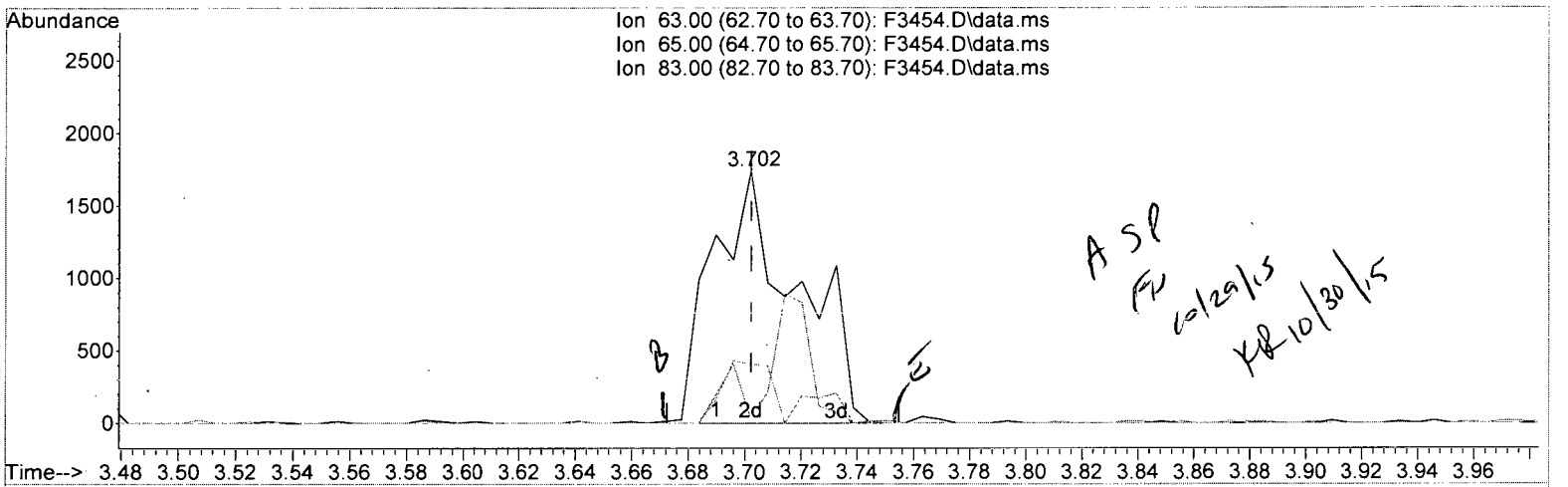

A SP
FN 10/29/15
KR 10/30/15

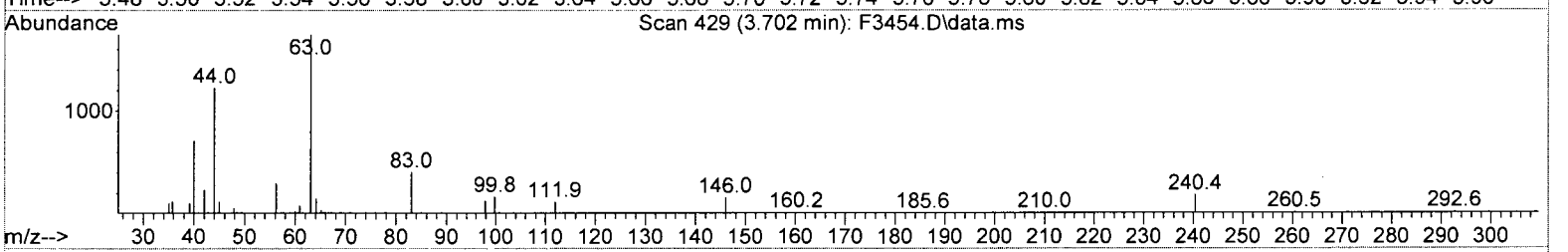



TIC: F3454.D\data.ms

(27) 1,1-Diclethane (P)

3.702min (-0.000) 0.29 ug/L m

response 3619

Ion	Exp%	Act%
63.00	100	100
65.00	31.70	2.07#
83.00	10.60	23.36
0.00	0.00	0.00

Quantitation Report (QT Reviewed)

Data Path : I:\ACQUDATA\msvoa10\data\102615\
Data File : F3454.D
Acq On : 26 Oct 2015 4:19 pm
Operator : F. Naegler
Sample : R1509047-027|1.0 Inst : MSVOA10
Misc : CBI 13429 T4
ALS Vial : 12 Sample Multiplier: 1

Quant Time: Oct 29 17:07:45 2015
Quant Method : I:\ACQUDATA\MSVOA10\METHODS\W101915.M
Quant Title : MS#10 - 8260B WATERS 10mL Purge
QLast Update : Tue Oct 20 12:01:30 2015
Response via : Initial Calibration

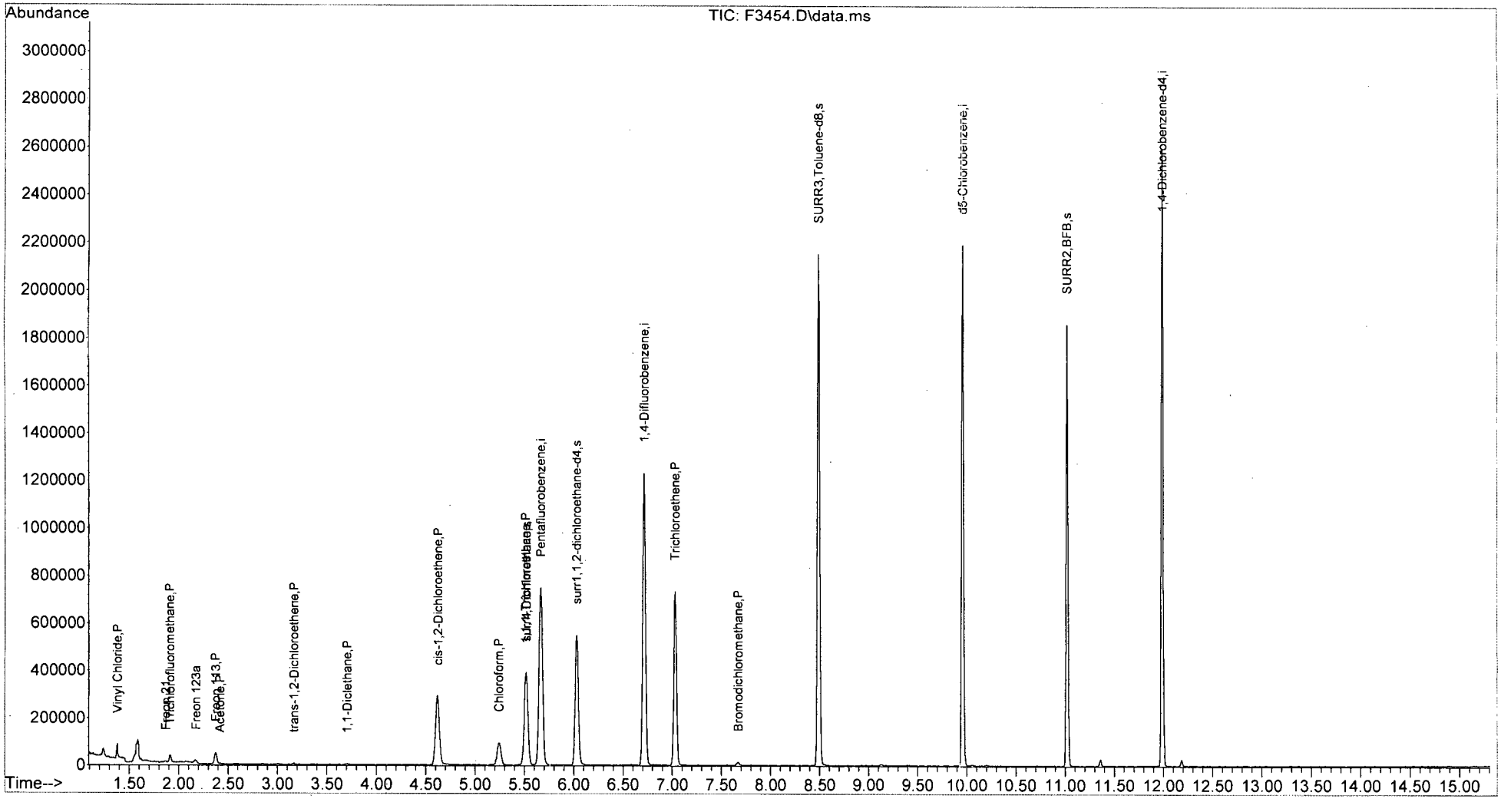

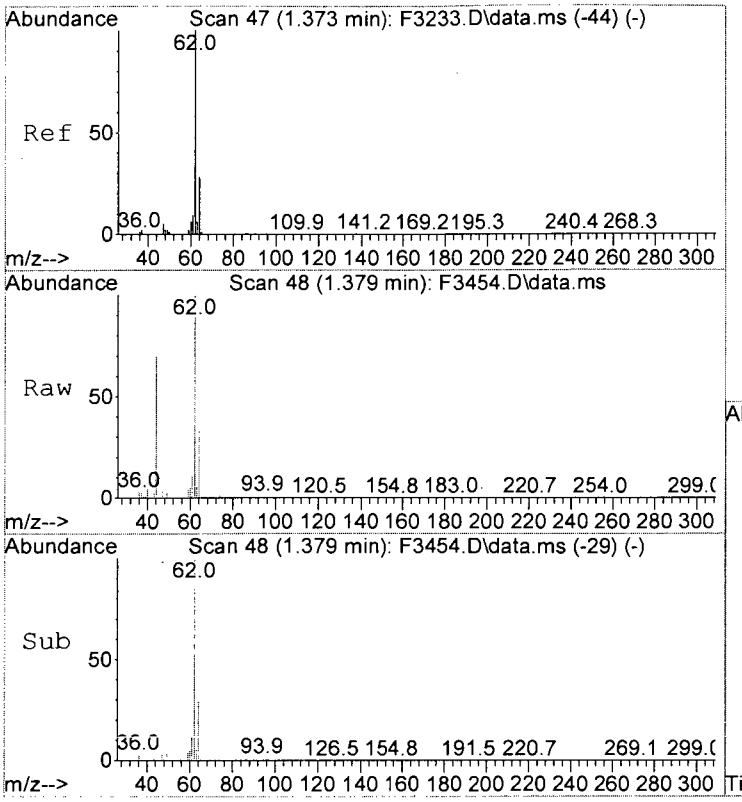

#4
Vinyl Chloride
Concen: 2.71 ug/L
RT: 1.379 min Scan# 48
Delta R.T. -0.000 min
Lab File: F3454.D
Acq: 26 Oct 2015 4:19 pm

Tgt Ion: 62 Resp: 29828

Ion	Ratio	Lower	Upper
62	100		
64	33.5	8.4	48.4

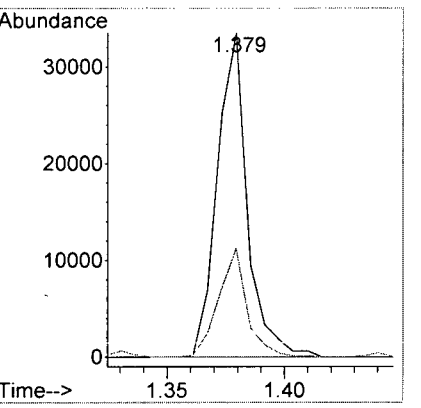

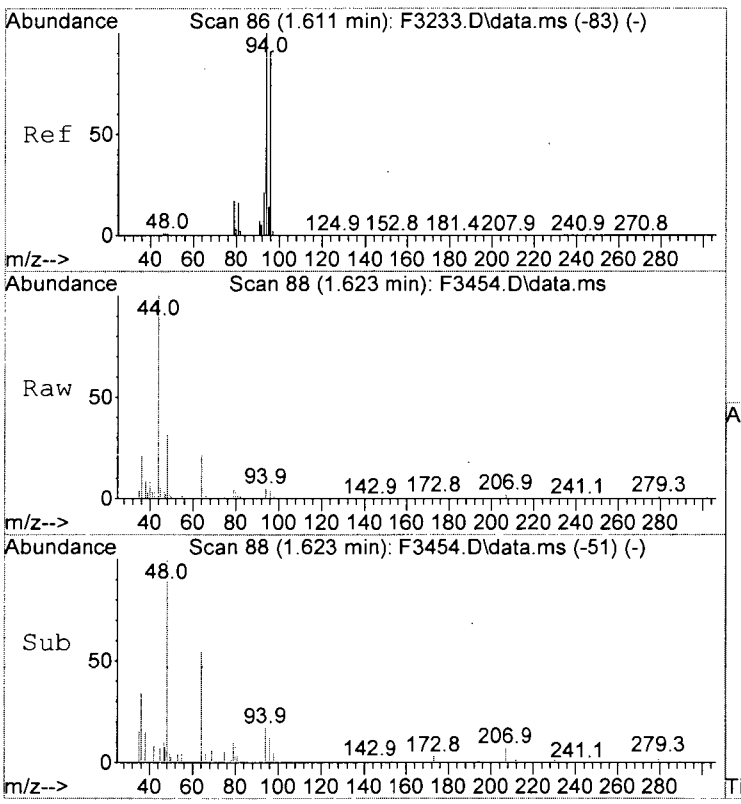

#5
Bromomethane
Concen: Below Cal
RT: 1.623 min Scan# 88
Delta R.T. 0.000 min
Lab File: F3454.D
Acq: 26 Oct 2015 4:19 pm

Tgt Ion: 94 Resp: 278

Ion	Ratio	Lower	Upper
94	100		
96	72.6	71.0	111.0

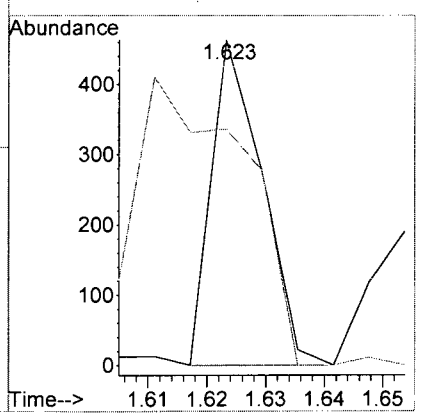

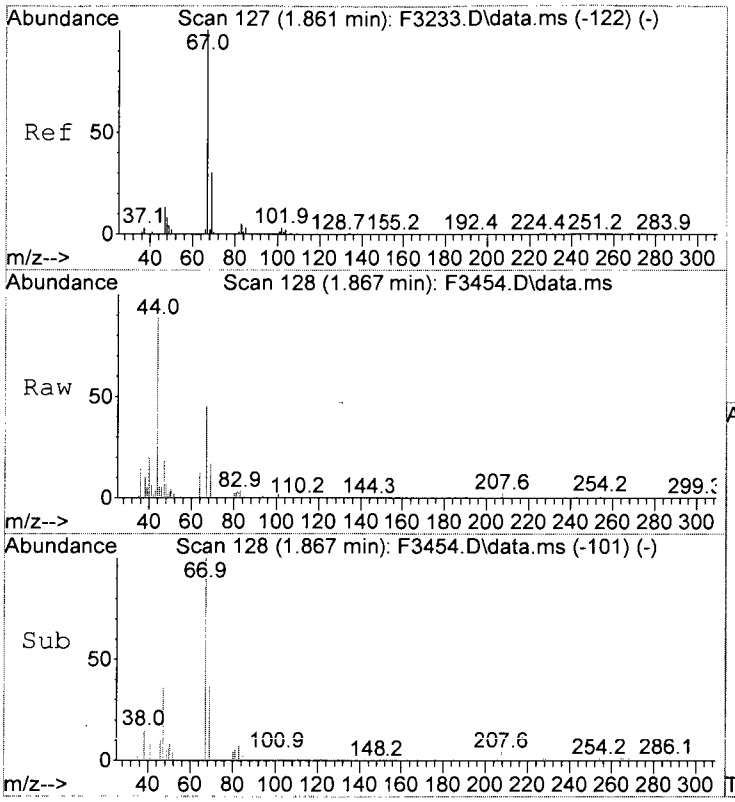

#7
Freon 21
Concen: 0.26 ug/L
RT: 1.867 min Scan# 128
Delta R.T. -0.000 min
Lab File: F3454.D
Acq: 26 Oct 2015 4:19 pm

Tgt Ion: 67 Resp: 3255

Ion	Ratio	Lower	Upper
67	100		
69	37.3	9.8	49.8

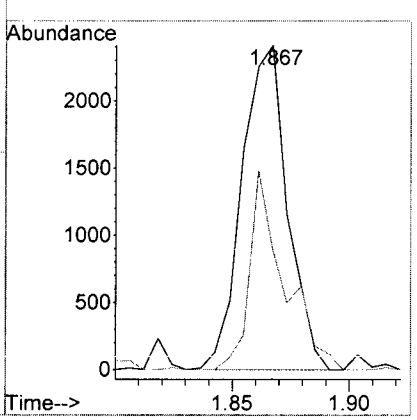

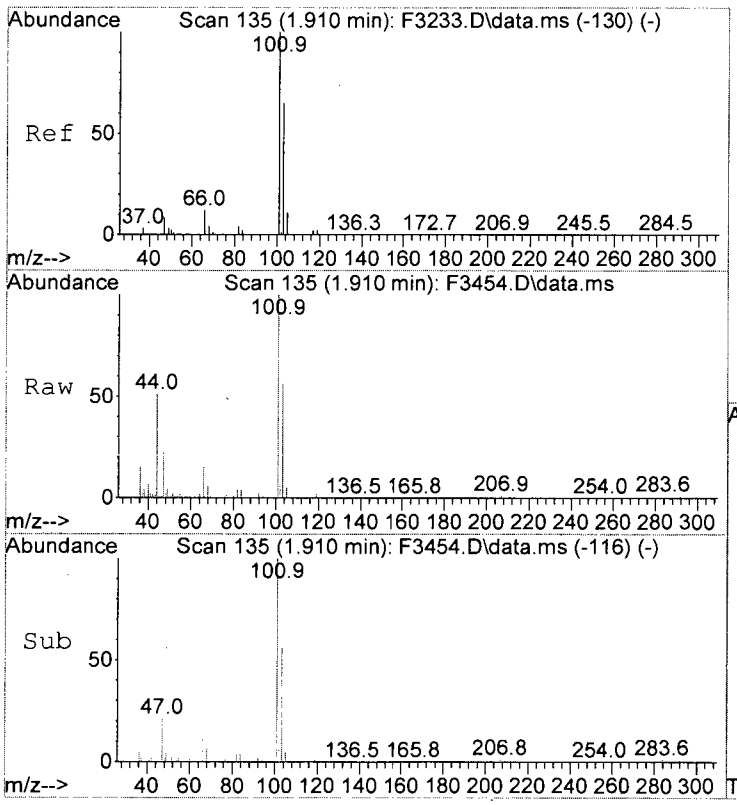

#8
Trichlorofluoromethane
Concen: 1.73 ug/L
RT: 1.910 min Scan# 135
Delta R.T. -0.006 min
Lab File: F3454.D
Acq: 26 Oct 2015 4:19 pm

Tgt Ion:101 Resp: 16302

Ion	Ratio	Lower	Upper
101	100		
103	55.8	44.4	84.4
66	15.4	0.0	32.9

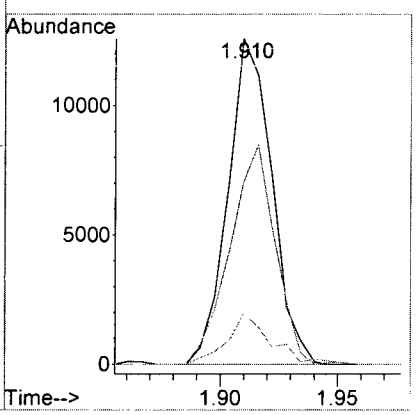

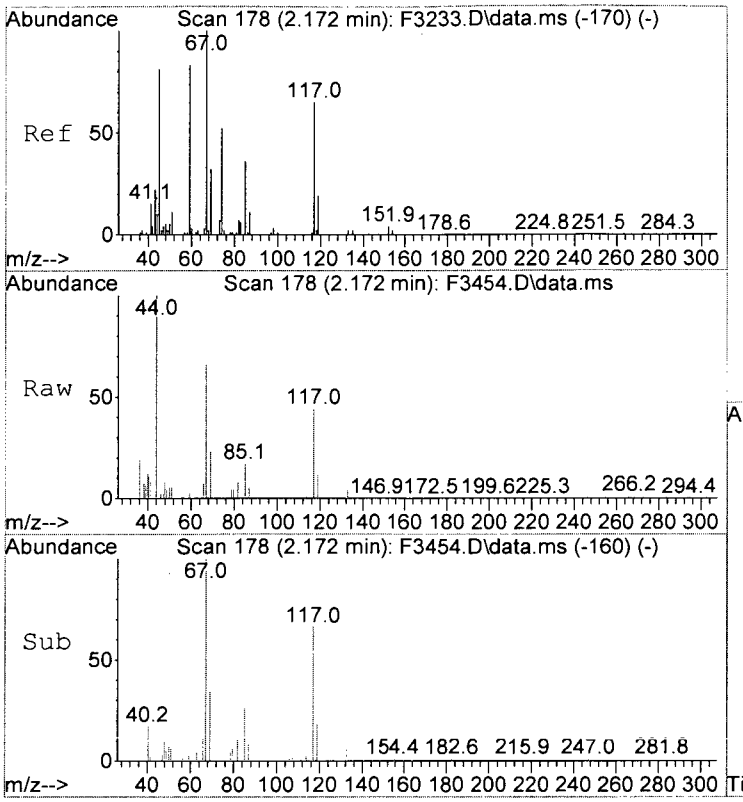

#10
Freon 123a
Concen: 0.51 ug/L
RT: 2.172 min Scan# 178
Delta R.T. -0.006 min
Lab File: F3454.D
Acq: 26 Oct 2015 4:19 pm

Tgt Ion: 67 Resp: 4014

Ion	Ratio	Lower	Upper
67	100		
117	66.2	46.0	86.0

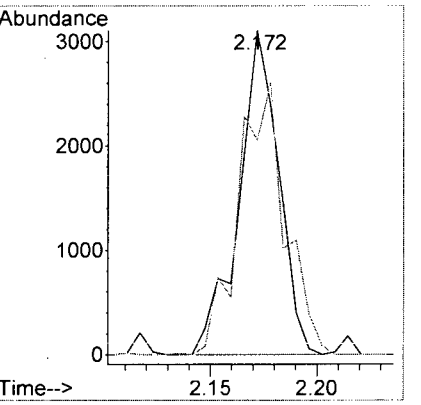

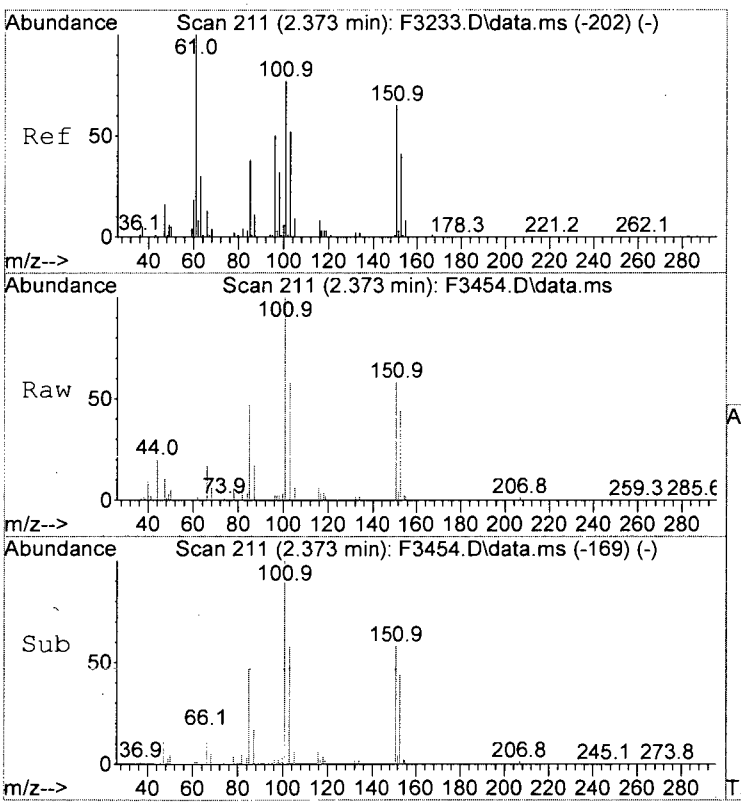

#14
Freon 113
Concen: 3.11 ug/L
RT: 2.373 min Scan# 211
Delta R.T. -0.000 min
Lab File: F3454.D
Acq: 26 Oct 2015 4:19 pm

Tgt Ion:101 Resp: 18176

Ion	Ratio	Lower	Upper
101	100		
151	57.6	64.5	104.5#

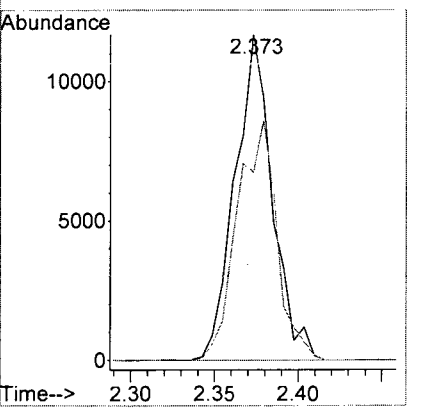

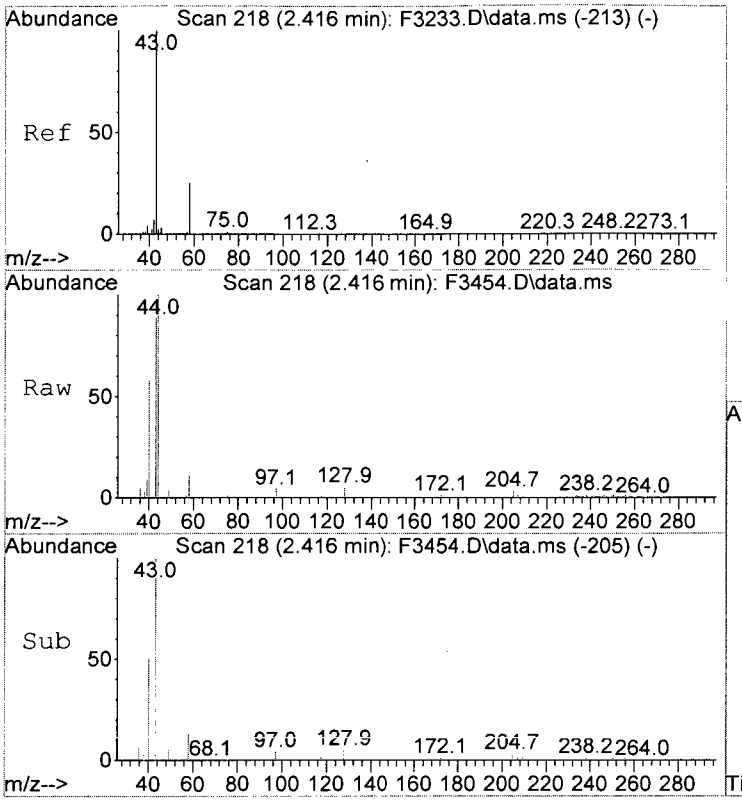

#15
Acetone
Concen: 0.52 ug/L
RT: 2.416 min Scan# 218
Delta R.T. 0.006 min
Lab File: F3454.D
Acq: 26 Oct 2015 4:19 pm

Tgt Ion: 43 Resp: 3097

Ion	Ratio	Lower	Upper
43	100		
58	13.1	4.3	44.3
42	0.0	0.0	27.3

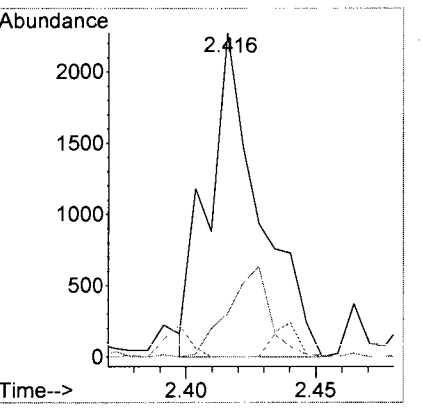

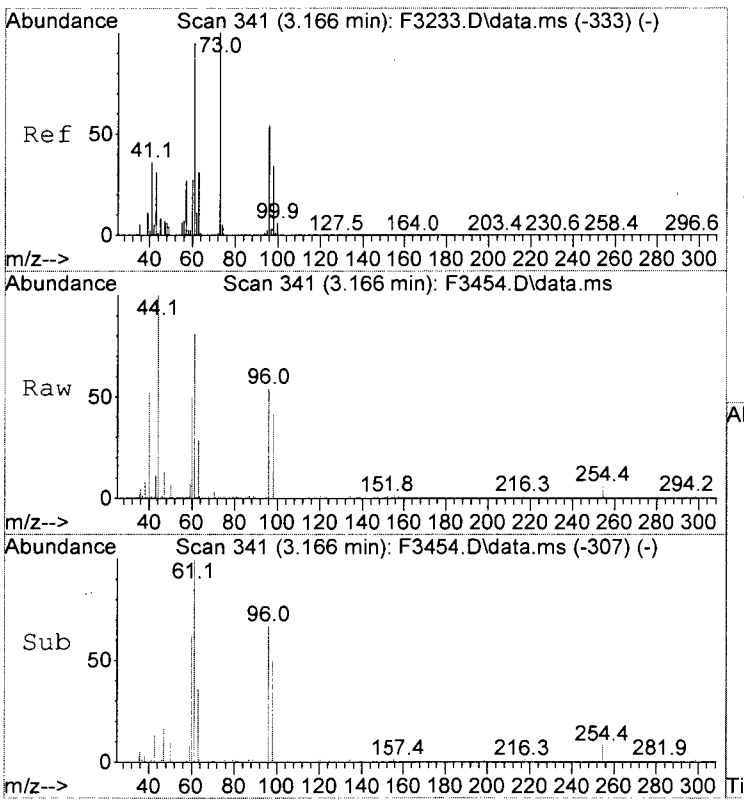

#26
trans-1,2-Dichloroethene
Concen: 0.27 ug/L
RT: 3.166 min Scan# 341
Delta R.T. -0.000 min
Lab File: F3454.D
Acq: 26 Oct 2015 4:19 pm

Tgt Ion: 96 Resp: 1585

Ion	Ratio	Lower	Upper
96	100		
98	75.2	42.3	82.3
61	149.6	155.3	195.3#

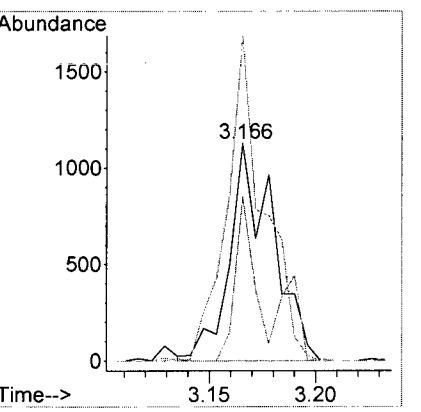

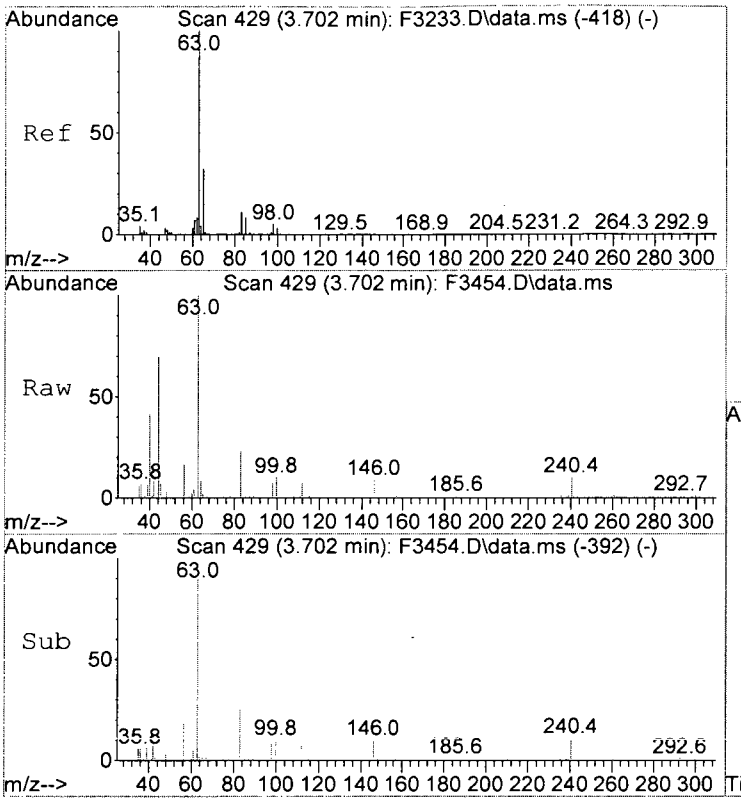

#27
1,1-Diclethane
Concen: 0.29 ug/L m
RT: 3.702 min Scan# 429
Delta R.T. -0.000 min
Lab File: F3454.D
Acq: 26 Oct 2015 4:19 pm

Tgt Ion: 63 Resp: 3619

Ion	Ratio	Lower	Upper
63	100		
65	2.1	11.7	51.7#
83	23.4	0.0	30.6

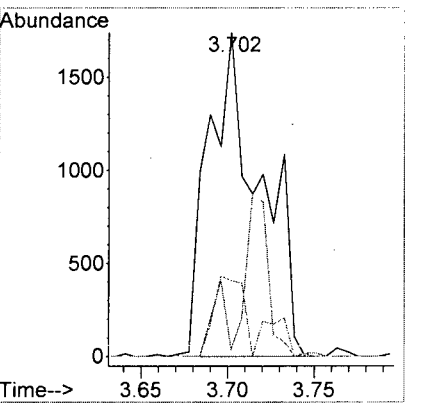

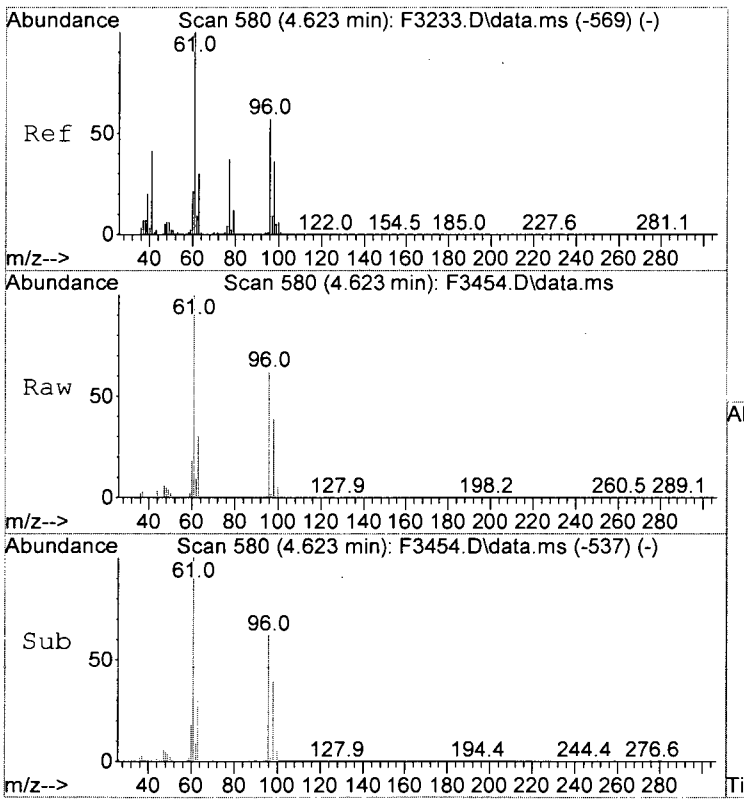

#33
cis-1,2-Dichloroethene
Concen: 23.33 ug/L
RT: 4.623 min Scan# 580
Delta R.T. 0.006 min
Lab File: F3454.D
Acq: 26 Oct 2015 4:19 pm

Tgt Ion: 96 Resp: 155517

Ion	Ratio	Lower	Upper
96	100		
61	161.5	157.0	197.0

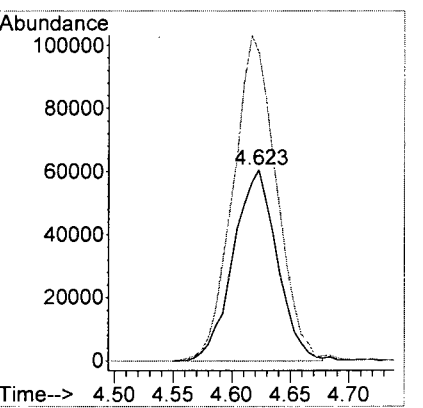

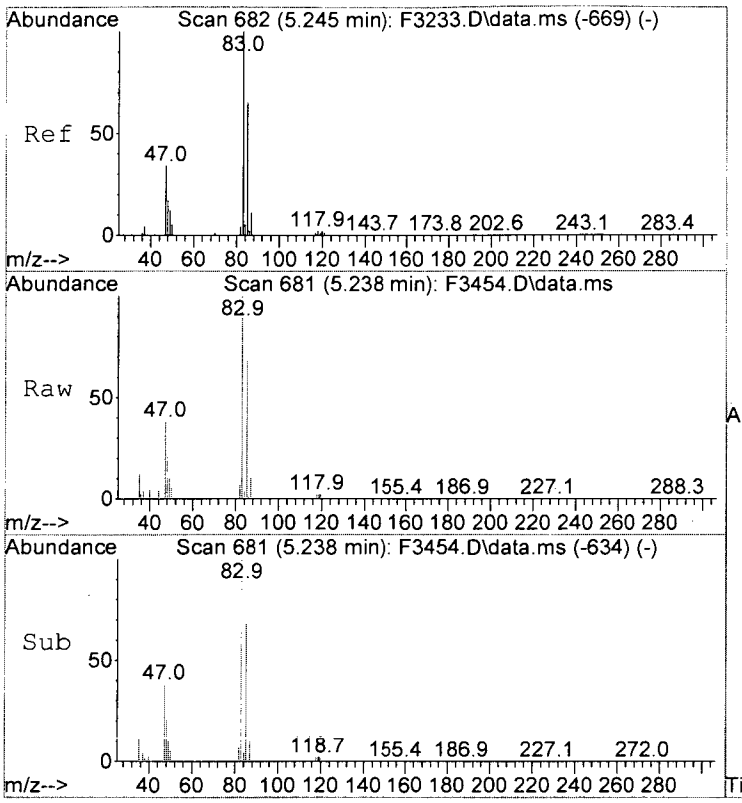

#39
Chloroform
Concen: 8.35 ug/L
RT: 5.238 min Scan# 681
Delta R.T. -0.000 min
Lab File: F3454.D
Acq: 26 Oct 2015 4:19 pm

Tgt Ion: 83 Resp: 91997

Ion	Ratio	Lower	Upper
83	100		
85	68.0	44.7	84.7
47	38.3	14.4	54.4

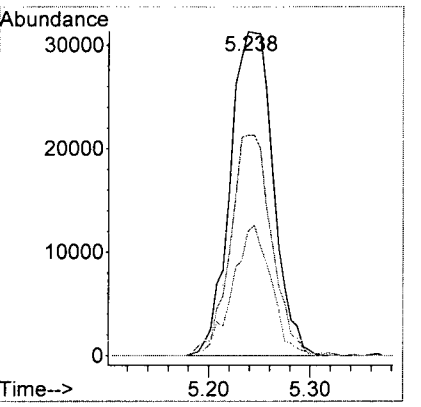

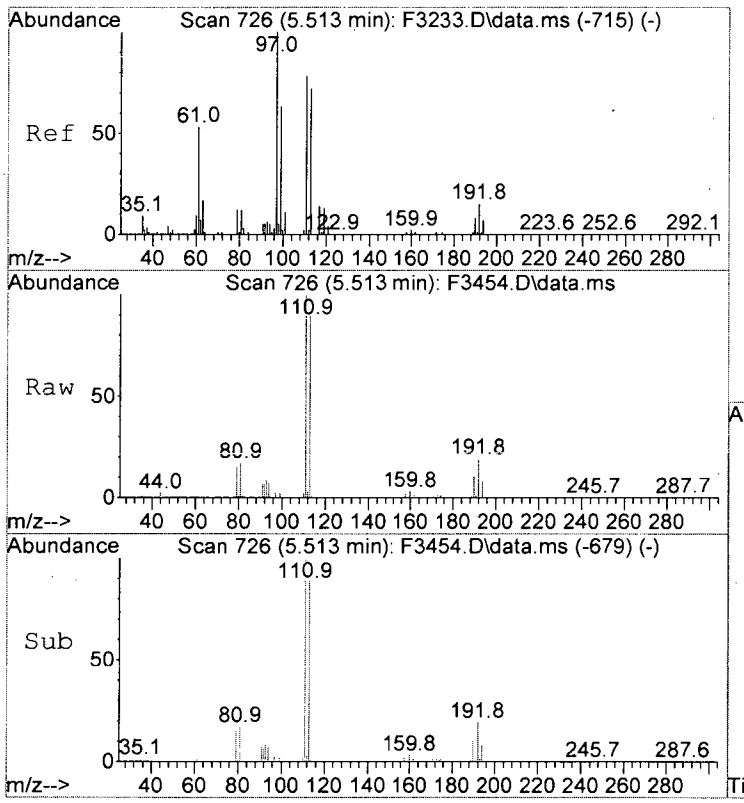

#40
1,1,1-Trichloroethane
Concen: 0.72 ug/L m
RT: 5.513 min Scan# 726
Delta R.T. 0.006 min
Lab File: F3454.D
Acq: 26 Oct 2015 4:19 pm

Tgt Ion: 97 Resp: 5968

Ion	Ratio	Lower	Upper
97	100		
99	87.4	42.8	82.8#
61	64.3	33.4	73.4

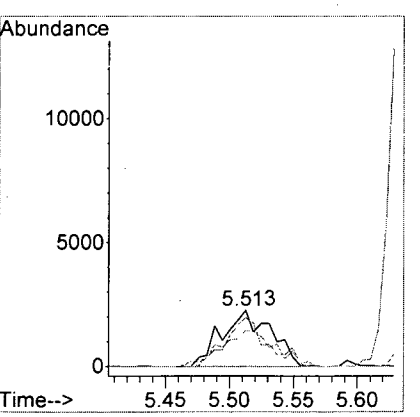

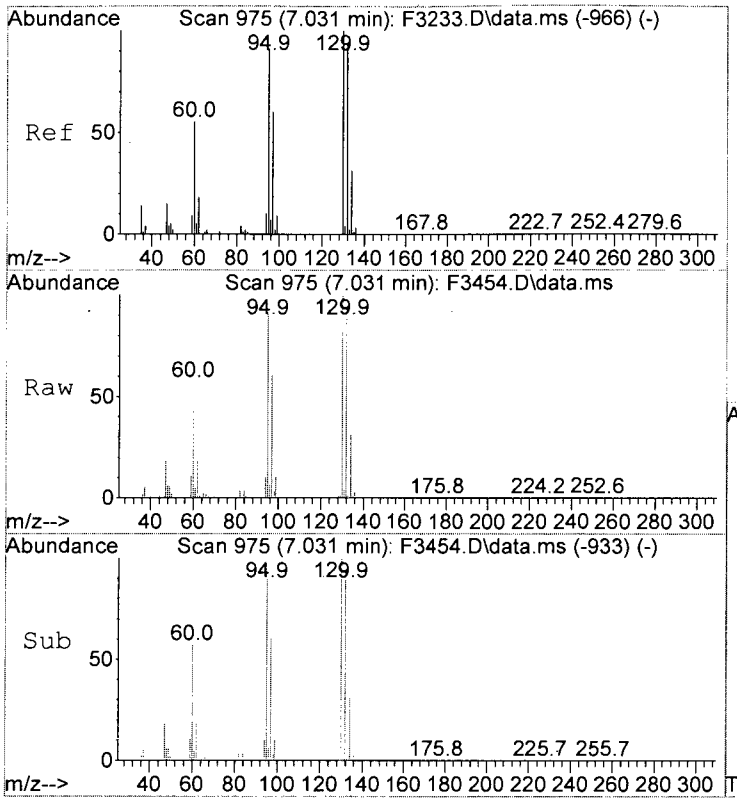

#53
Trichloroethene
Concen: 36.24 ug/L
RT: 7.031 min Scan# 975
Delta R.T. 0.006 min
Lab File: F3454.D
Acq: 26 Oct 2015 4:19 pm

Tgt Ion:130 Resp: 242371

Ion	Ratio	Lower	Upper
130	100		
132	94.1	74.1	114.1
95	90.9	70.9	110.9
97	60.1	39.7	79.7

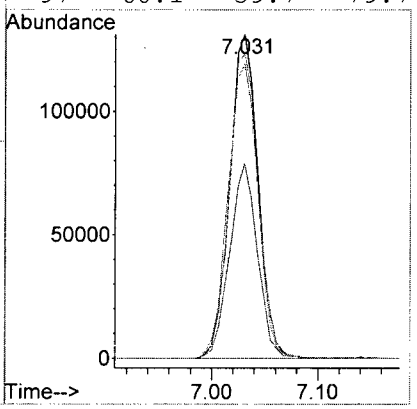

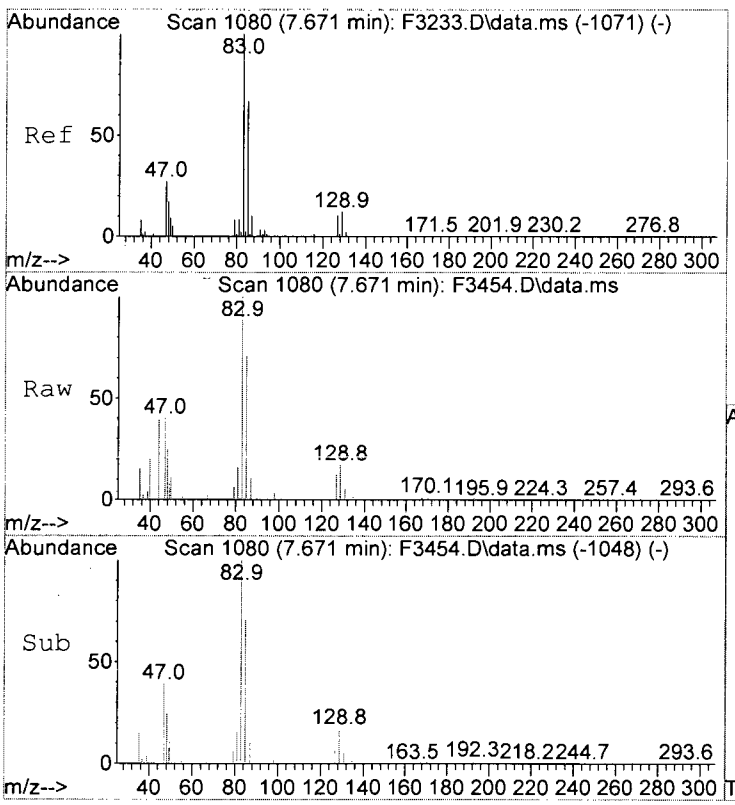

#59
Bromodichloromethane
Concen: 0.87 ug/L
RT: 7.671 min Scan# 1080
Delta R.T. 0.006 min
Lab File: F3454.D
Acq: 26 Oct 2015 4:19 pm

Tgt Ion: 83 Resp: 6626

Ion	Ratio	Lower	Upper
83	100		
129	17.0	0.0	32.2
127	12.2	0.0	30.3

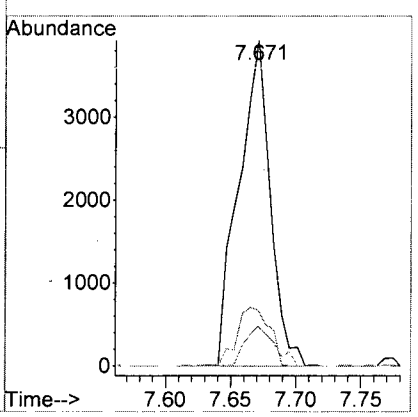

ALS Group USA, Corp. dba ALS Environmental

Analytical Report

Client:	CB&I	**Service Request:**	R1509047
Project:	Textron Wheatfield/Annual Groundwater	**Date Collected:**	10/22/15 1225
Sample Matrix:	Water	**Date Received:**	10/22/15
		Date Analyzed:	10/27/15 20:32
Sample Name:	BAT-87-17(1)-151022	**Units:**	µg/L
Lab Code:	R1509047-028	**Basis:**	NA

Volatile Organic Compounds by GC/MS

Analytical Method:	8260C	**Analysis Lot:**	469155
Data File Name:	I:\ACQUDATA\msvoa10\data\102715\F3521.D\	**Instrument Name:**	R-MS-10
		Dilution Factor:	2

CAS No.	Analyte Name	Result	Q	MRL	MDL	Note
74-87-3	Chloromethane	2.0	U	2.0	0.42	
75-01-4	Vinyl Chloride	**260**		2.0	0.64	
75-00-3	Chloroethane	2.0	U	2.0	0.48	
74-83-9	Bromomethane	2.0	U	2.0	0.58	
75-35-4	1,1-Dichloroethene	**1.4**	J	2.0	1.2	
67-64-1	Acetone	10	U	10	2.5	
75-15-0	Carbon Disulfide	**2.9**		2.0	0.44	
75-09-2	Methylene Chloride	2.0	U	2.0	1.2	
156-60-5	trans-1,2-Dichloroethene	**2.1**		2.0	0.66	
75-34-3	1,1-Dichloroethane	**27**		2.0	0.40	
156-59-2	cis-1,2-Dichloroethene	**160**		2.0	0.60	
78-93-3	2-Butanone (MEK)	10	U	10	1.7	
67-66-3	Chloroform	2.0	U	2.0	0.50	
71-55-6	1,1,1-Trichloroethane	**140**		2.0	0.72	
56-23-5	Carbon Tetrachloride	2.0	U	2.0	0.90	
71-43-2	Benzene	2.0	U	2.0	0.40	
107-06-2	1,2-Dichloroethane	2.0	U	2.0	0.72	
79-01-6	Trichloroethene	**13**		2.0	0.44	
78-87-5	1,2-Dichloropropane	2.0	U	2.0	0.40	
75-27-4	Bromodichloromethane	2.0	U	2.0	0.64	
10061-01-5	cis-1,3-Dichloropropene	2.0	U	2.0	0.48	
108-10-1	4-Methyl-2-pentanone (MIBK)	10	U	10	1.4	
108-88-3	Toluene	2.0	U	2.0	0.40	
10061-02-6	trans-1,3-Dichloropropene	2.0	U	2.0	0.40	
79-00-5	1,1,2-Trichloroethane	2.0	U	2.0	0.68	
127-18-4	Tetrachloroethene	2.0	U	2.0	0.60	
591-78-6	2-Hexanone	10	U	10	3.4	
124-48-1	Dibromochloromethane	2.0	U	2.0	0.62	
108-90-7	Chlorobenzene	2.0	U	2.0	0.58	
100-41-4	Ethylbenzene	2.0	U	2.0	0.40	
179601-23-1	m,p-Xylenes	4.0	U	4.0	0.66	
95-47-6	o-Xylene	2.0	U	2.0	0.40	
100-42-5	Styrene	2.0	U	2.0	0.40	
75-25-2	Bromoform	2.0	U	2.0	0.84	
79-34-5	1,1,2,2-Tetrachloroethane	2.0	U	2.0	0.50	

Client:	CB&I	**Service Request:**	R1509047
Project:	Textron Wheatfield/Annual Groundwater	**Date Collected:**	10/22/15 1225
Sample Matrix:	Water	**Date Received:**	10/22/15
		Date Analyzed:	10/27/15 20:32
Sample Name:	BAT-87-17(1)-151022	**Units:**	Percent
Lab Code:	R1509047-028	**Basis:**	NA

Volatile Organic Compounds by GC/MS

Analytical Method:	8260C	**Analysis Lot:**	469155
Data File Name:	I:\ACQUDATA\msvoa10\data\102715\F3521.D\	**Instrument Name:**	R-MS-10
		Dilution Factor:	2

Surrogate Name	%Rec	Control Limits	Date Analyzed	Q
4-Bromofluorobenzene	104	85-122	10/27/15 20:32	
Toluene-d8	105	87-121	10/27/15 20:32	
Dibromofluoromethane	106	89-119	10/27/15 20:32	

Quantitation Report (QT Reviewed)

Data Path : I:\ACQUDATA\msvoa10\data\102715\
Data File : F3521.D
Acq On : 27 Oct 2015 8:32 pm
Operator : F. Naegler
Sample : R1509047-028|2.0 Inst : MSVOA10
Misc : CBI 13429 T4
ALS Vial : 20 Sample Multiplier: 1

Quant Time: Oct 28 14:00:26 2015
Quant Method : I:\ACQUDATA\MSVOA10\METHODS\W101915.M
Quant Title : MS#10 - 8260B WATERS 10mL Purge
QLast Update : Tue Oct 20 12:01:30 2015
Response via : Initial Calibration

Compound	R.T.	QIon	Response	Conc	Units		Dev(Min)
Internal Standards							
1) Pentafluorobenzene	5.665	168	603255	50.00	ug/L		0.00
41) 1,4-Difluorobenzene	6.714	114	886328	50.00	ug/L		0.00
70) d5-Chlorobenzene	9.957	117	809139	50.00	ug/L		0.00
90) 1,4-Dichlorobenzene-d4	11.987	152	420408	50.00	ug/L		0.00
System Monitoring Compounds							
43) surr4,Dibrflmethane	5.513	113	287664	52.91	ug/L		0.00
Spiked Amount 50.000	Range 89 - 119		Recovery = 105.82%				
46) surr1,1,2-dichloroetha...	6.031	65	426055	58.26	ug/L		0.00
Spiked Amount 50.000	Range 73 - 125		Recovery = 116.52%				
64) SURR3,Toluene-d8	8.488	98	1055981	52.29	ug/L		0.00
Spiked Amount 50.000	Range 87 - 121		Recovery = 104.58%				
69) SURR2,BFB	11.018	95	420415	52.13	ug/L		0.00
Spiked Amount 50.000	Range 85 - 122		Recovery = 104.26%				
Target Compounds							Qvalue
4) Vinyl Chloride	1.379	62	1304152	129.46	ug/L		89
5) Bromomethane	1.617	94	480	Below Cal		#	69
8) Trichlorofluoromethane	1.916	101	3559	0.41	ug/L		89
10) Freon 123a	2.178	67	7037	0.98	ug/L		98
13) 1,1-Diclethene	2.367	96	3420	0.71	ug/L		95
14) Freon 113	2.367	101	154934	28.92	ug/L		88
15) Acetone	2.422	43	2624	0.48	ug/L		83
18) Carbon Disulfide	2.568	76	20399m	1.45	ug/L		
26) trans-1,2-Dichloroethene	3.178	96	5804m	1.07	ug/L		
27) 1,1-Diclethane	3.714	63	151734	13.49	ug/L		96
33) cis-1,2-Dichloroethene	4.616	96	486072	79.61	ug/L		91
40) 1,1,1-Trichloroethane	5.519	97	538603	70.47	ug/L		100
53) Trichloroethene	7.025	130	38457	6.33	ug/L		92
79) 4-Chlorobenzotrifluoride	10.054	180	2852	0.35	ug/L	#	76

(#) = qualifier out of range (m) = manual integration (+) = signals summed

FU 10/28/15
KR 10/28/15

Data Path : I:\ACQUDATA\msvoa10\data\102715\
Data File : F3521.D
Acq On : 27 Oct 2015 8:32 pm
Operator : F. Naegler
Sample : R1509047-028|2.0 Inst : MSVOA10
Misc : CBI 13429 T4
ALS Vial : 20 Sample Multiplier: 1

Quant Time: Oct 27 20:47:18 2015
Quant Method : I:\ACQUDATA\MSVOA10\METHODS\W101915.M
Quant Title : MS#10 - 8260B WATERS 10mL Purge
QLast Update : Tue Oct 20 12:01:30 2015
Response via : Initial Calibration

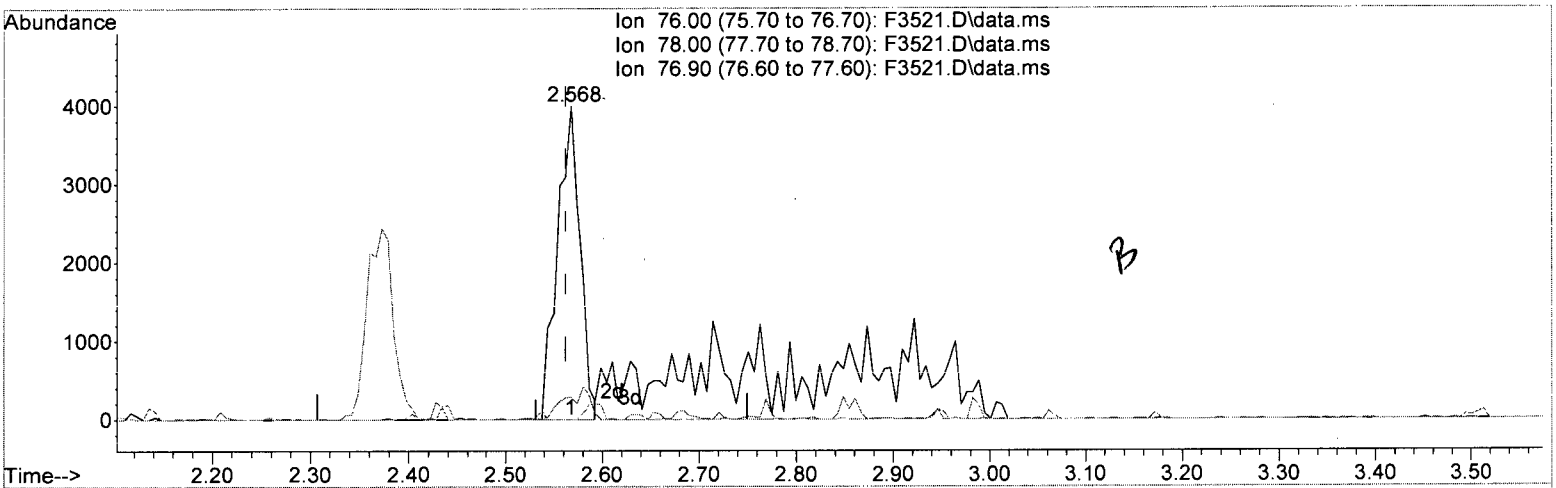

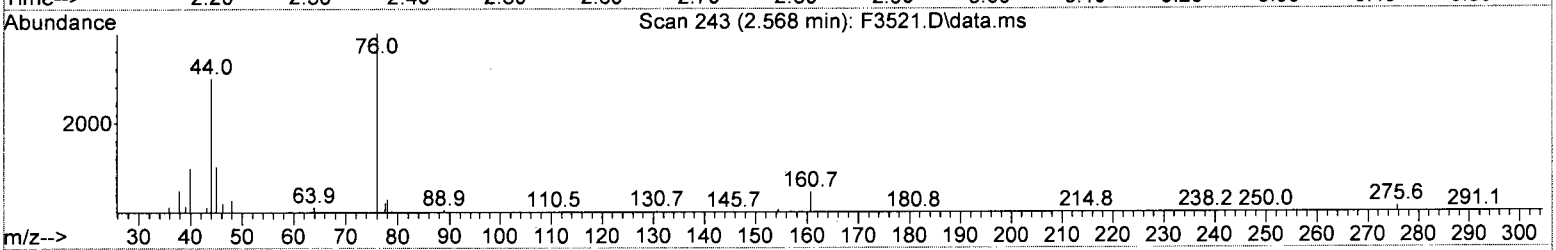



TIC: F3521.D\data.ms

(18) Carbon Disulfide (P)

2.568min (+0.006) 0.46 ug/L

response 6481

Ion	Exp%	Act%
76.00	100	100
78.00	9.40	7.19
76.90	2.70	5.26
0.00	0.00	0.00

Quantitation Report (Qedit)

Data Path : I:\ACQUDATA\msvoa10\data\102715\
Data File : F3521.D
Acq On : 27 Oct 2015 8:32 pm
Operator : F. Naegler
Sample : R1509047-028|2.0 Inst : MSVOA10
Misc : CBI 13429 T4
ALS Vial : 20 Sample Multiplier: 1

Quant Time: Oct 27 20:47:18 2015
Quant Method : I:\ACQUDATA\MSVOA10\METHODS\W101915.M
Quant Title : MS#10 - 8260B WATERS 10mL Purge
QLast Update : Tue Oct 20 12:01:30 2015
Response via : Initial Calibration

*baseline ↑ due to sulfur dioxide

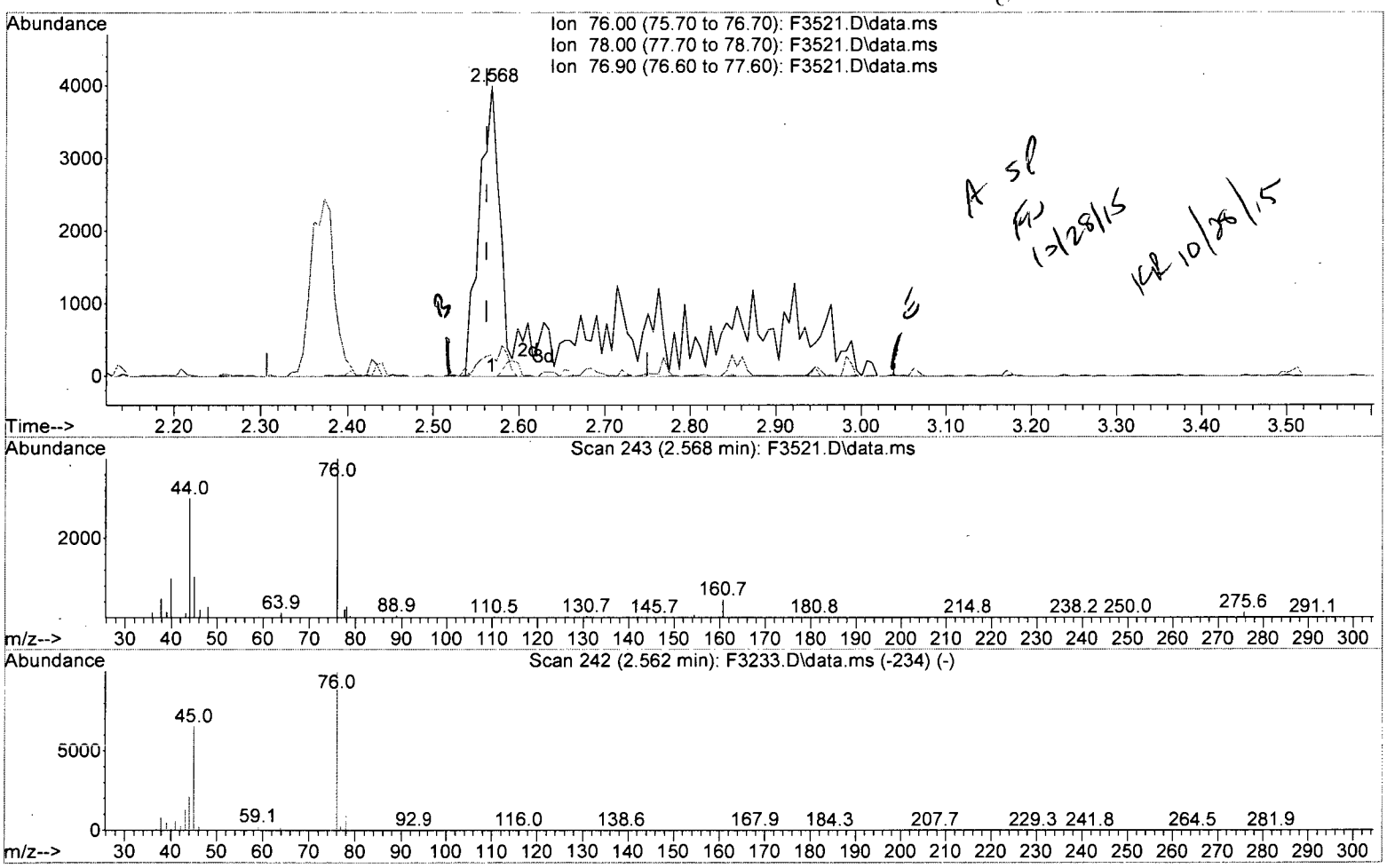

A sl
FN 10/28/15
KR 10/28/15

TIC: F3521.D\data.ms

(18) Carbon Disulfide (P)

2.568min (+0.006) 1.45 ug/L m

response 20399

Ion	Exp%	Act%
76.00	100	100
78.00	9.40	7.19
76.90	2.70	5.26
0.00	0.00	0.00

Quantitation Report (Qedit)

Data Path : I:\ACQUDATA\msvoa10\data\102715\
Data File : F3521.D
Acq On : 27 Oct 2015 8:32 pm
Operator : F. Naegler
Sample : R1509047-028|2.0 Inst : MSVOA10
Misc : CBI 13429 T4
ALS Vial : 20 Sample Multiplier: 1

Quant Time: Oct 27 20:47:18 2015
Quant Method : I:\ACQUDATA\MSVOA10\METHODS\W101915.M
Quant Title : MS#10 - 8260B WATERS 10mL Purge
QLast Update : Tue Oct 20 12:01:30 2015
Response via : Initial Calibration

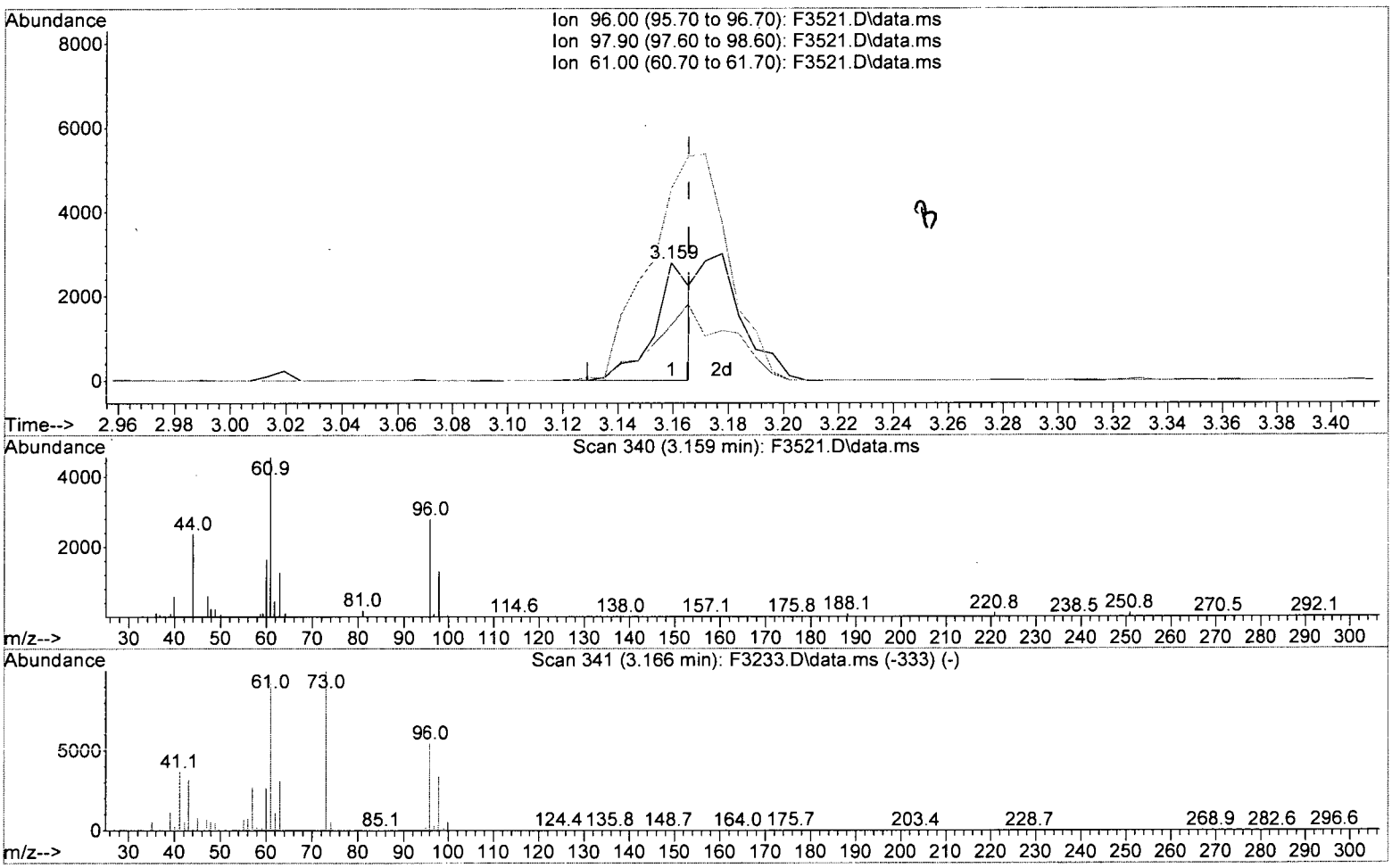

TIC: F3521.D\data.ms

(26) trans-1,2-Dichloroethene (P)

3.159min (-0.006) 0.47 ug/L

response 2570

Ion	Exp%	Act%
96.00	100	100
97.90	62.30	47.04
61.00	175.30	163.66
0.00	0.00	0.00

Quantitation Report (Qedit)

Data Path : I:\ACQUDATA\msvoa10\data\102715\
Data File : F3521.D
Acq On : 27 Oct 2015 8:32 pm
Operator : F. Naegler
Sample : R1509047-028|2.0 Inst : MSVOA10
Misc : CBI 13429 T4
ALS Vial : 20 Sample Multiplier: 1

Quant Time: Oct 27 20:47:18 2015
Quant Method : I:\ACQUDATA\MSVOA10\METHODS\W101915.M
Quant Title : MS#10 - 8260B WATERS 10mL Purge
QLast Update : Tue Oct 20 12:01:30 2015
Response via : Initial Calibration

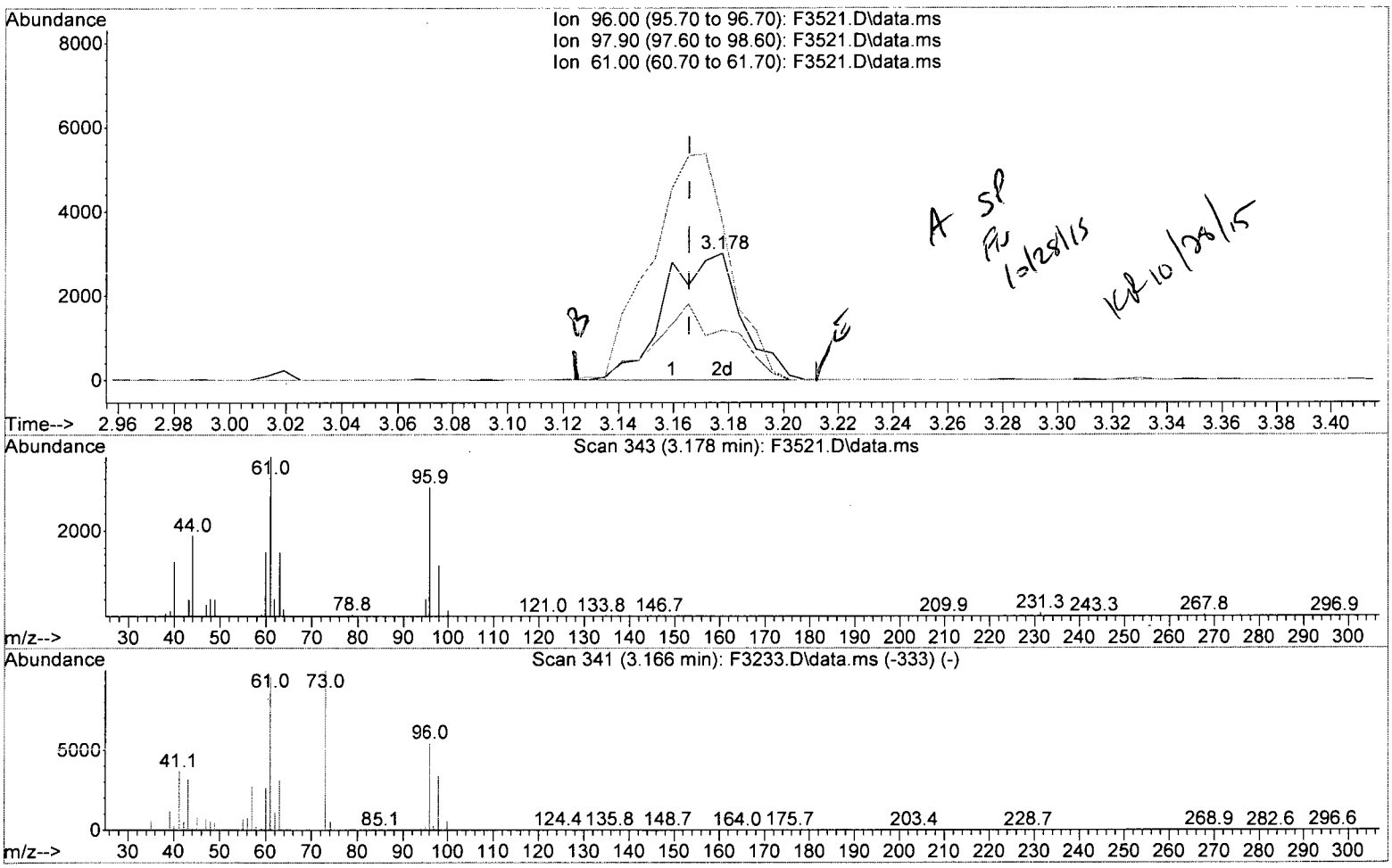

TIC: F3521.D\data.ms

(26) trans-1,2-Dichloroethene (P)

3.178min (+0.012) 1.07 ug/L m

response 5804

Ion	Exp%	Act%
96.00	100	100
97.90	62.30	39.49#
61.00	175.30	123.84#
0.00	0.00	0.00

Quantitation Report (QT Reviewed)

Data Path : I:\ACQUDATA\msvoa10\data\102715\
Data File : F3521.D
Acq On : 27 Oct 2015 8:32 pm
Operator : F. Naegler
Sample : R1509047-028|2.0 Inst : MSVOA10
Misc : CBI 13429 T4
ALS Vial : 20 Sample Multiplier: 1

Quant Time: Oct 28 14:00:26 2015
Quant Method : I:\ACQUDATA\MSVOA10\METHODS\W101915.M
Quant Title : MS#10 - 8260B WATERS 10mL Purge
QLast Update : Tue Oct 20 12:01:30 2015
Response via : Initial Calibration

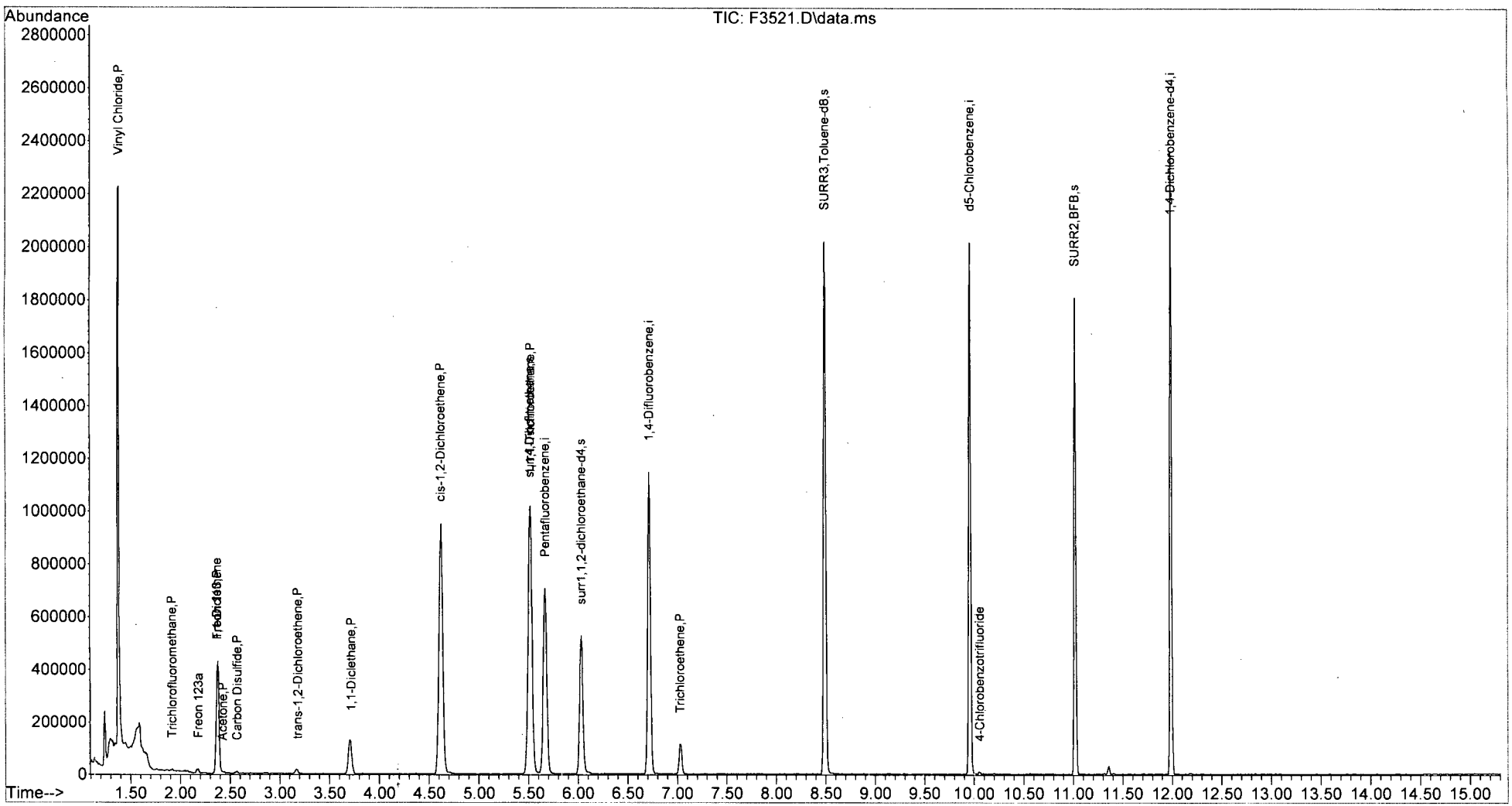

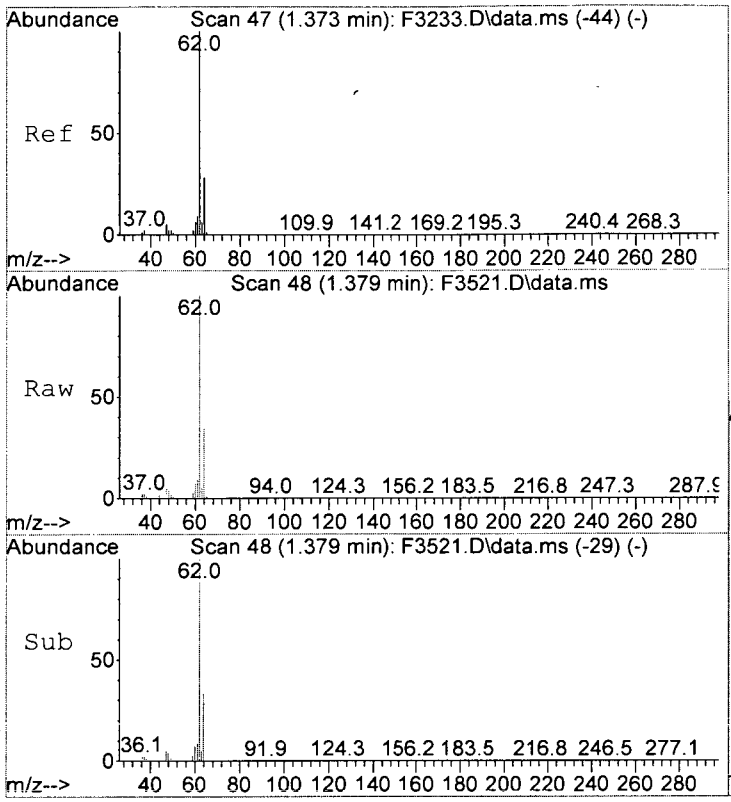

#4
Vinyl Chloride
Concen: 129.46 ug/L
RT: 1.379 min Scan# 48
Delta R.T. -0.000 min
Lab File: F3521.D
Acq: 27 Oct 2015 8:32 pm

Tgt Ion: 62 Resp: 1304152

Ion	Ratio	Lower	Upper
62	100		
64	34.2	8.4	48.4

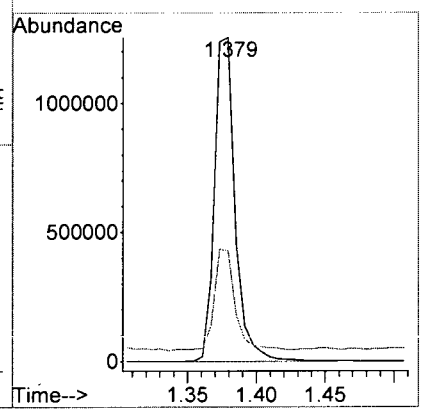

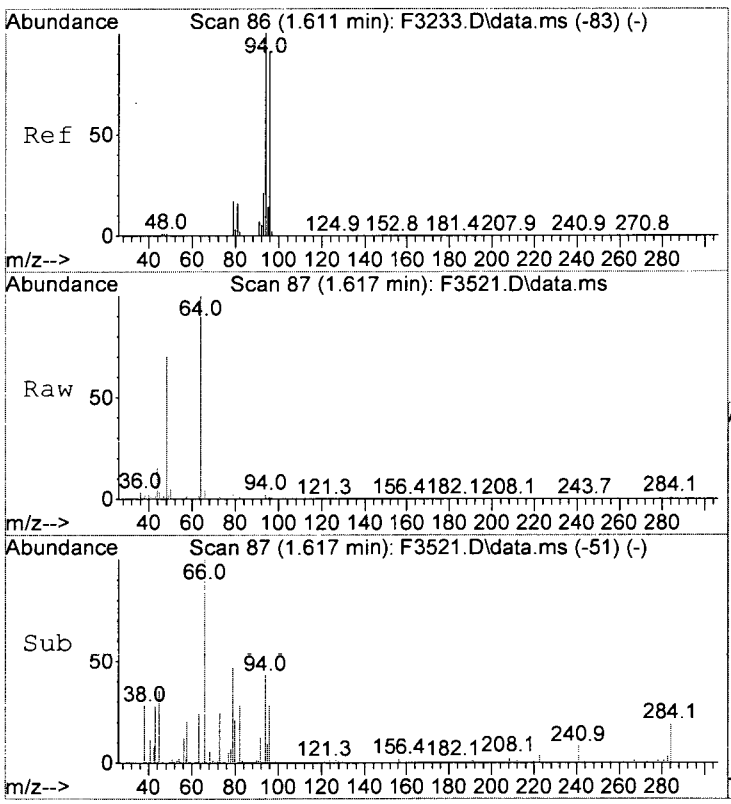

#5
Bromomethane
Concen: Below Cal
RT: 1.617 min Scan# 87
Delta R.T. -0.006 min
Lab File: F3521.D
Acq: 27 Oct 2015 8:32 pm

Tgt Ion: 94 Resp: 480

Ion	Ratio	Lower	Upper
94	100		
96	61.5	71.0	111.0#

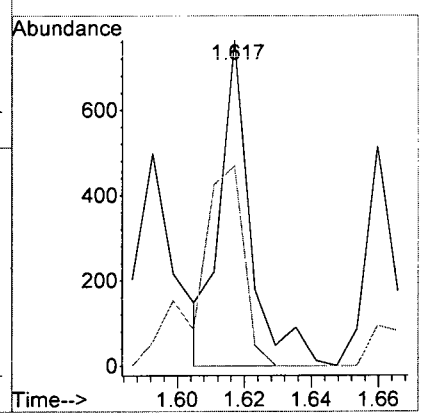

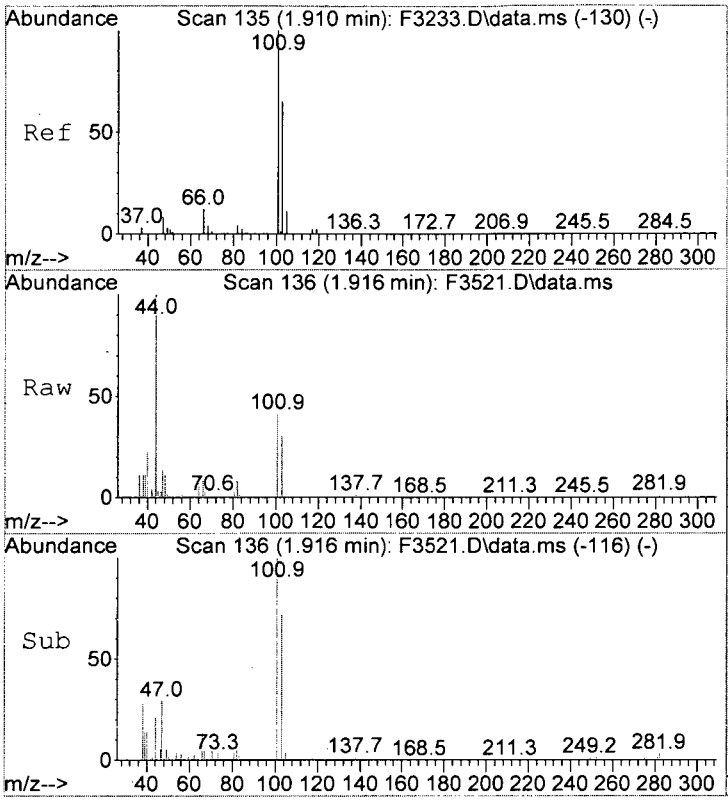

#8
Trichlorofluoromethane
Concen: 0.41 ug/L
RT: 1.916 min Scan# 136
Delta R.T. -0.000 min
Lab File: F3521.D
Acq: 27 Oct 2015 8:32 pm

Tgt Ion:101 Resp: 3559

Ion	Ratio	Lower	Upper
101	100		
103	72.0	44.4	84.4
66	19.9	0.0	32.9

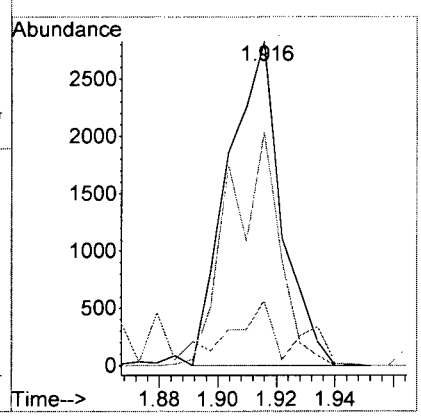

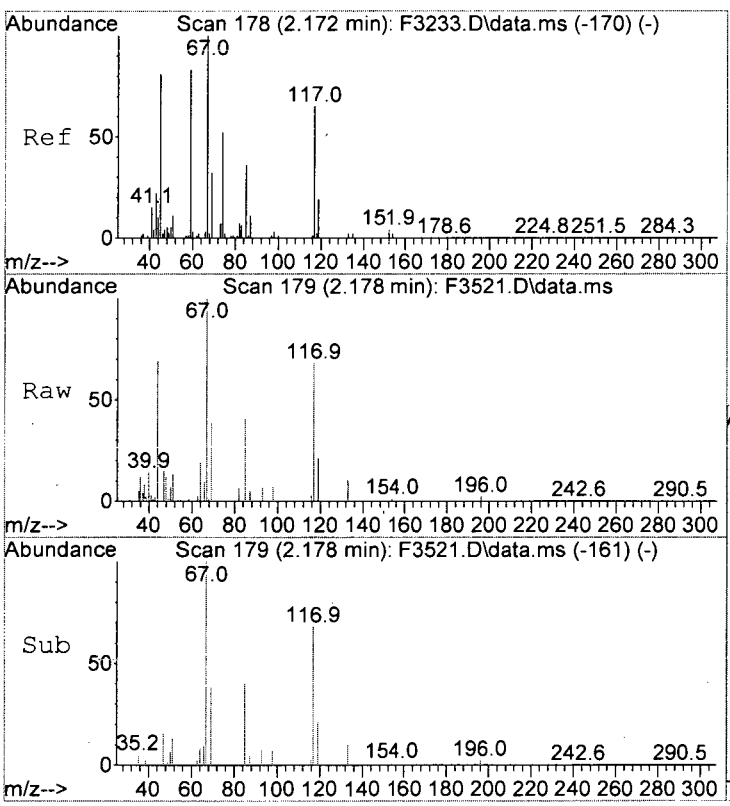

#10
Freon 123a
Concen: 0.98 ug/L
RT: 2.178 min Scan# 179
Delta R.T. -0.000 min
Lab File: F3521.D
Acq: 27 Oct 2015 8:32 pm

Tgt Ion: 67 Resp: 7037

Ion	Ratio	Lower	Upper
67	100		
117	67.9	46.0	86.0

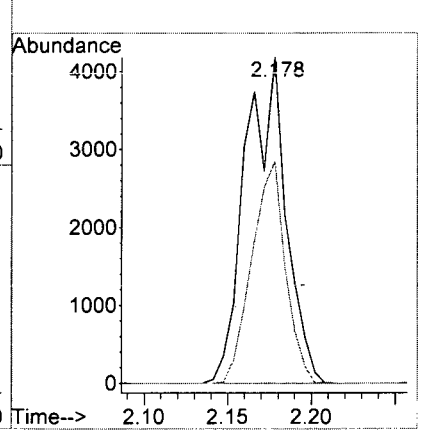

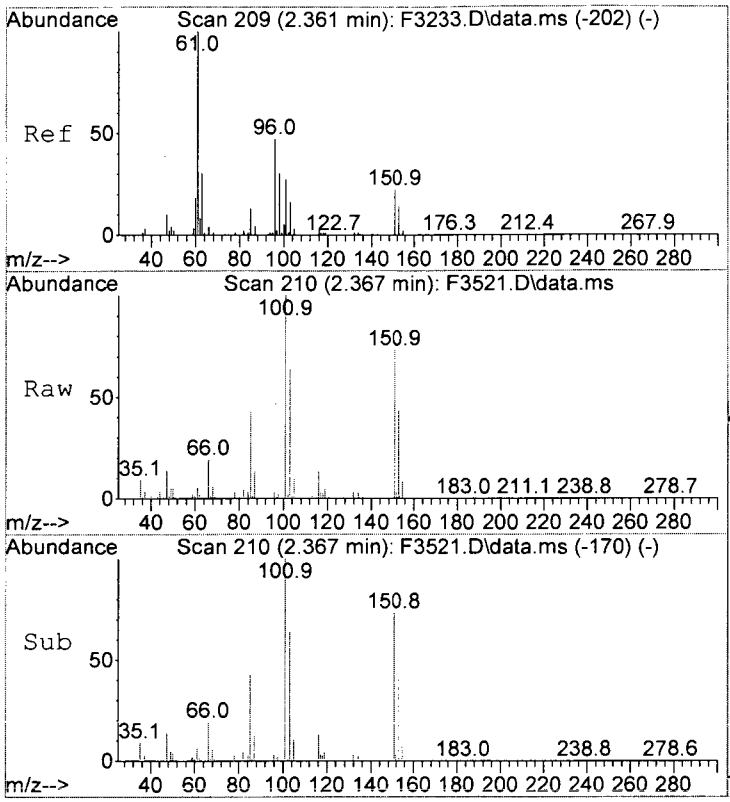

#13
1,1-Diclethene
Concen: 0.71 ug/L
RT: 2.367 min Scan# 210
Delta R.T. -0.006 min
Lab File: F3521.D
Acq: 27 Oct 2015 8:32 pm

Tgt Ion: 96 Resp: 3420

Ion	Ratio	Lower	Upper
96	100		
98	77.4	44.2	84.2
61	214.2	192.7	232.7

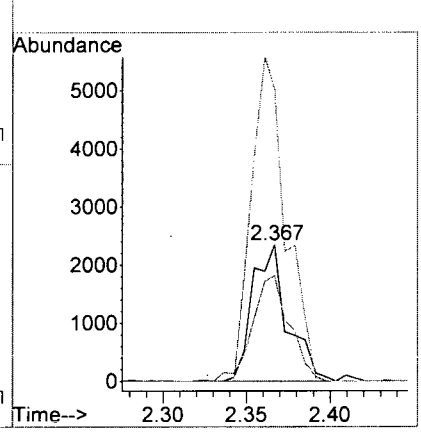

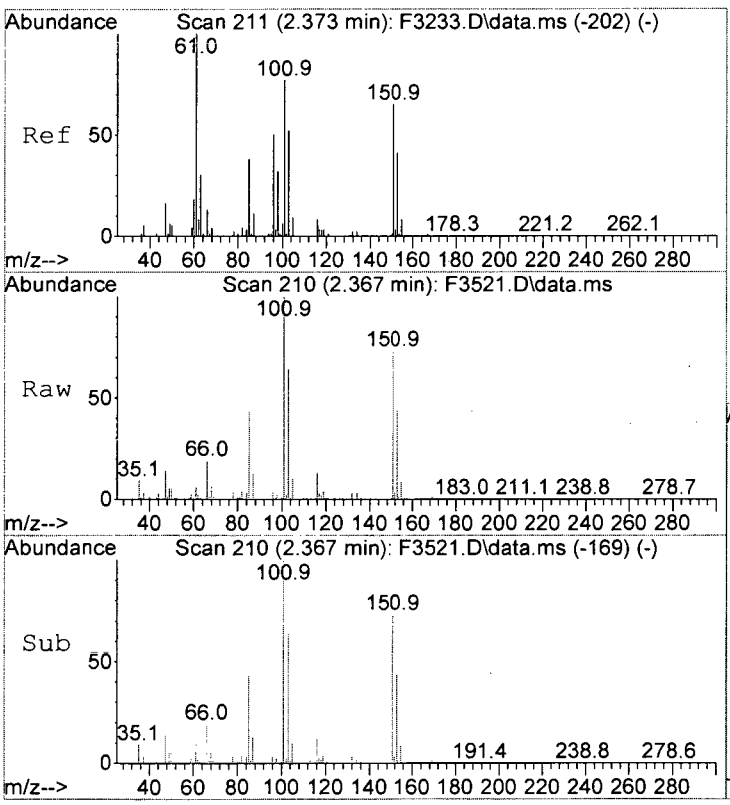

#14
Freon 113
Concen: 28.92 ug/L
RT: 2.367 min Scan# 210
Delta R.T. -0.006 min
Lab File: F3521.D
Acq: 27 Oct 2015 8:32 pm

Tgt Ion:101 Resp: 154934

Ion	Ratio	Lower	Upper
101	100		
151	73.4	64.5	104.5

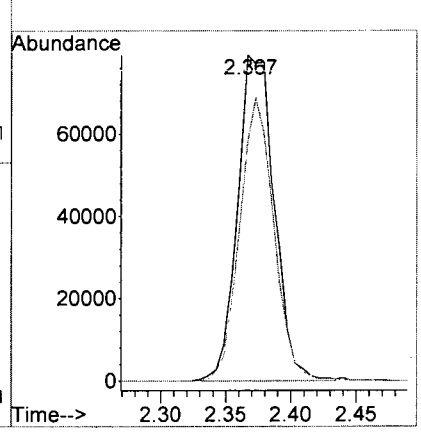

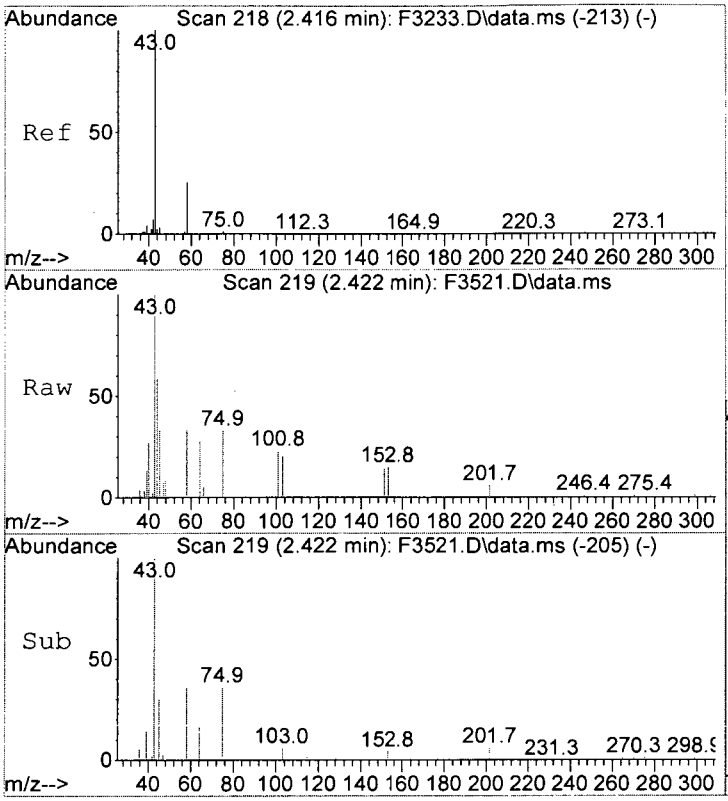

#15
Acetone
Concen: 0.48 ug/L
RT: 2.422 min Scan# 219
Delta R.T. 0.012 min
Lab File: F3521.D
Acq: 27 Oct 2015 8:32 pm

Tgt Ion: 43 Resp: 2624

Ion	Ratio	Lower	Upper
43	100		
58	32.6	4.3	44.3
42	1.7	0.0	27.3

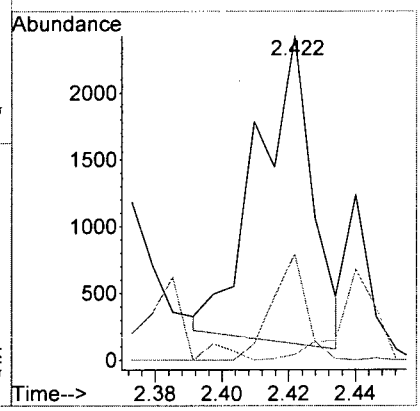

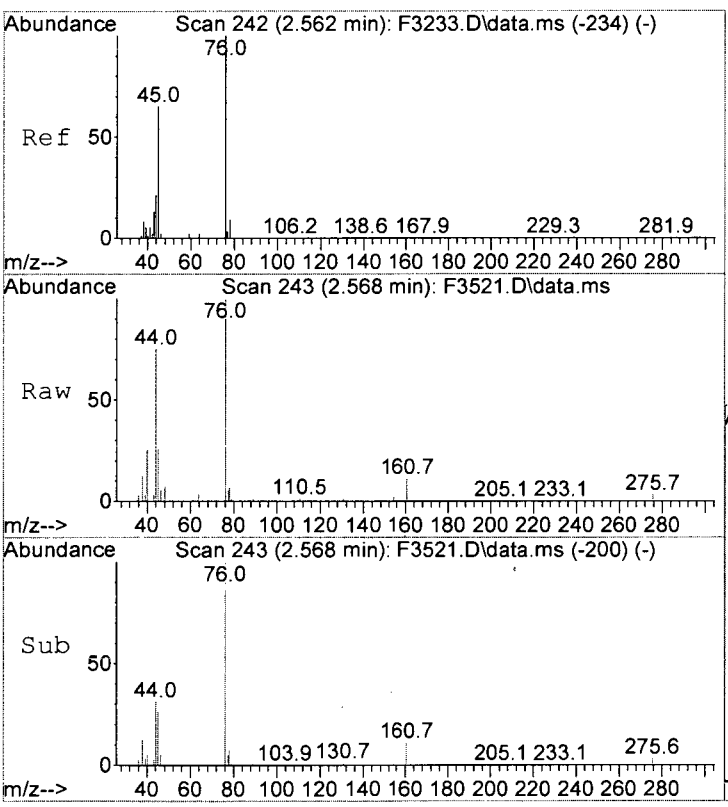

#18
Carbon Disulfide
Concen: 1.45 ug/L m
RT: 2.568 min Scan# 243
Delta R.T. 0.006 min
Lab File: F3521.D
Acq: 27 Oct 2015 8:32 pm

Tgt Ion: 76 Resp: 20399

Ion	Ratio	Lower	Upper
76	100		
78	7.2	0.0	29.4
77	5.3	0.0	22.7

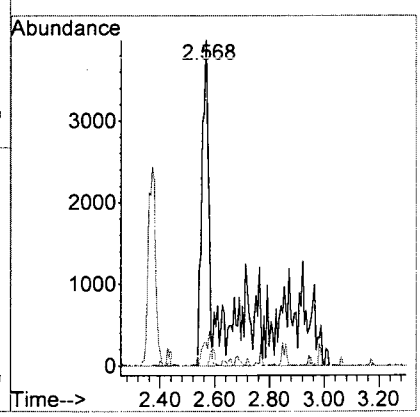

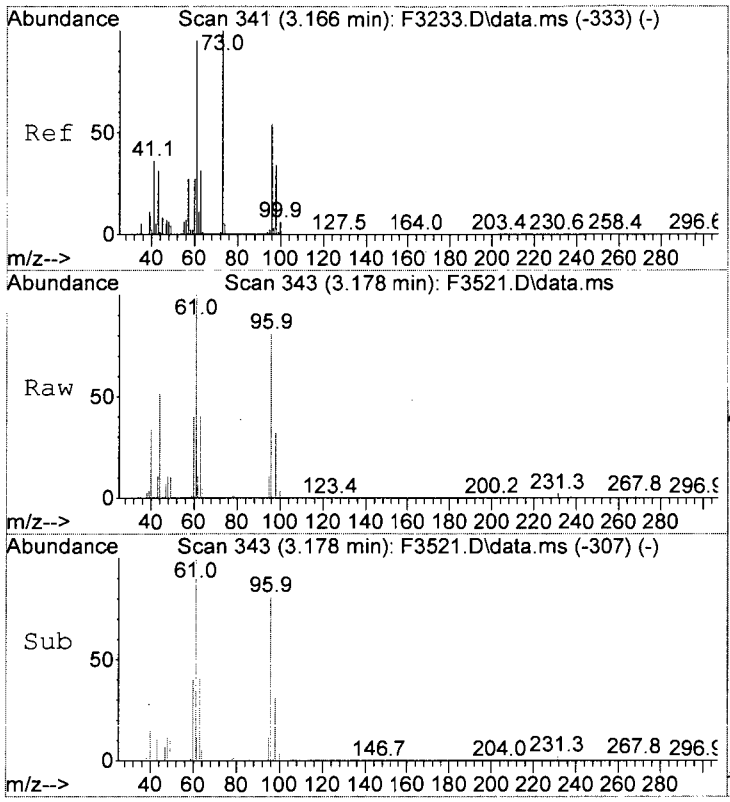

#26
trans-1,2-Dichloroethene
Concen: 1.07 ug/L m
RT: 3.178 min Scan# 343
Delta R.T. 0.012 min
Lab File: F3521.D
Acq: 27 Oct 2015 8:32 pm

Tgt Ion: 96 Resp: 5804

Ion	Ratio	Lower	Upper
96	100		
98	39.5	42.3	82.3#
61	123.8	155.3	195.3#

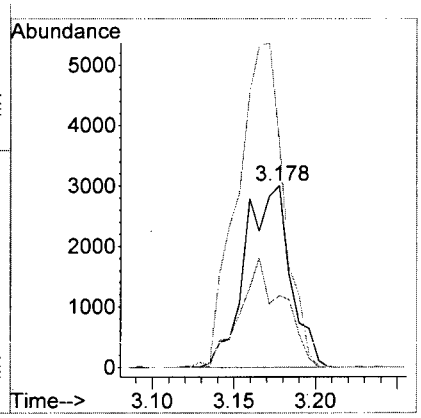



#27
1,1-Diclethane
Concen: 13.49 ug/L
RT: 3.714 min Scan# 431
Delta R.T. 0.012 min
Lab File: F3521.D
Acq: 27 Oct 2015 8:32 pm

Tgt Ion: 63 Resp: 151734

Ion	Ratio	Lower	Upper
63	100		
65	29.6	11.7	51.7
83	9.6	0.0	30.6

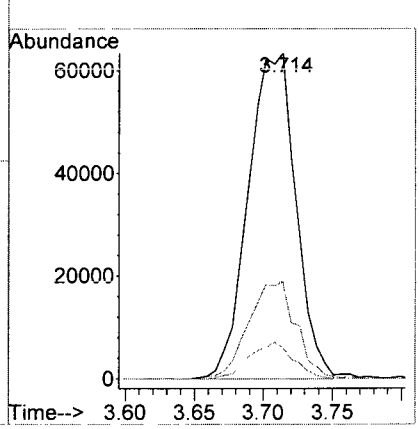

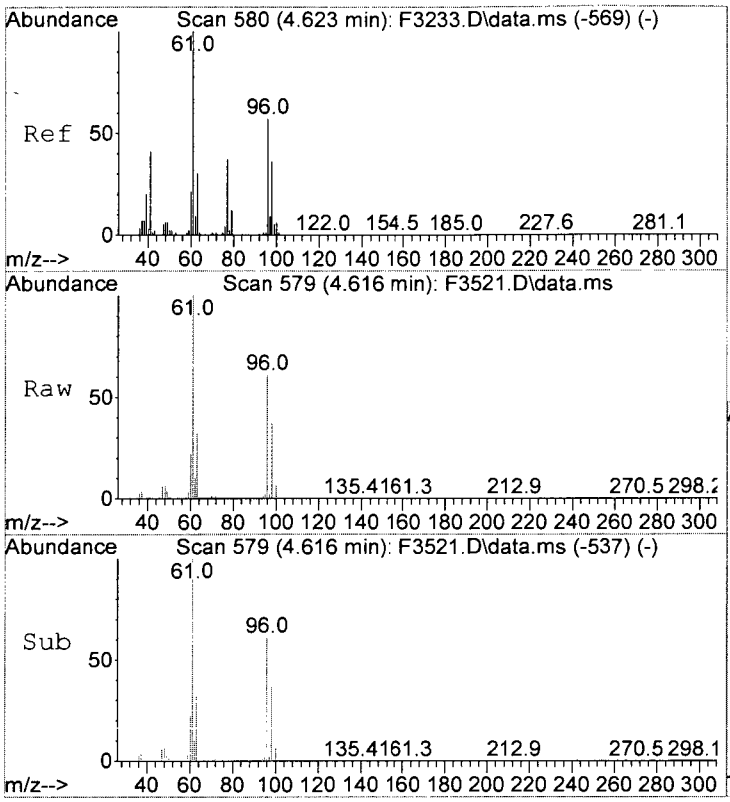

#33
cis-1,2-Dichloroethene
Concen: 79.61 ug/L
RT: 4.616 min Scan# 579
Delta R.T. -0.000 min
Lab File: F3521.D
Acq: 27 Oct 2015 8:32 pm

Tgt Ion: 96 Resp: 486072

Ion	Ratio	Lower	Upper
96	100		
61	165.0	157.0	197.0

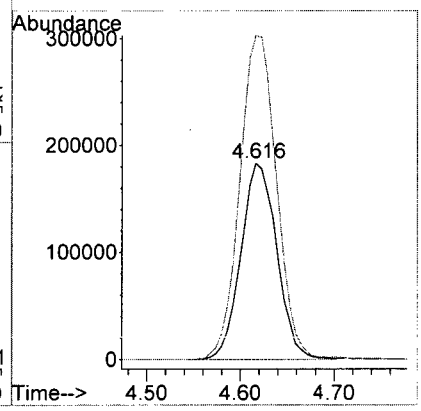

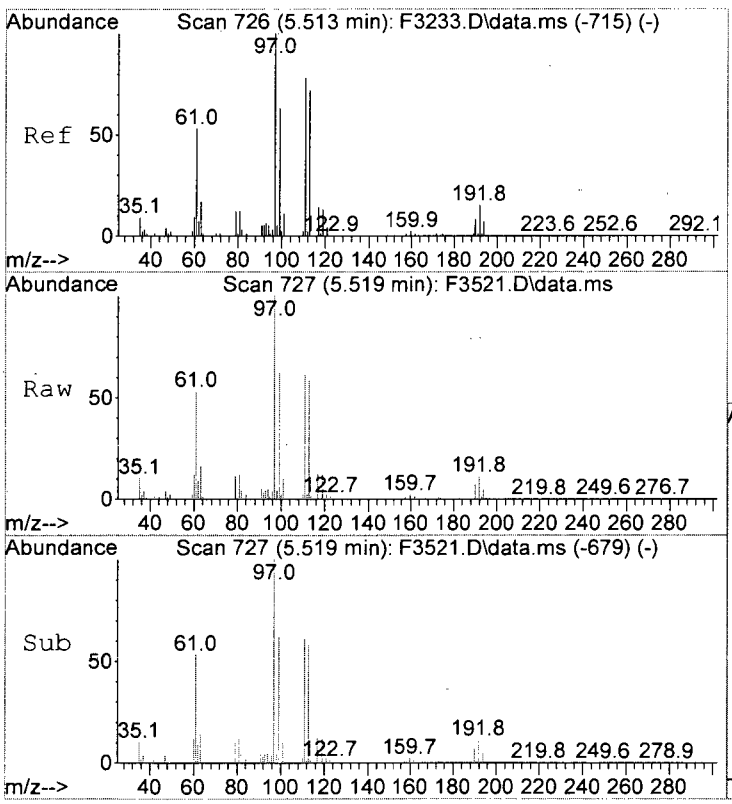

#40
1,1,1-Trichloroethane
Concen: 70.47 ug/L
RT: 5.519 min Scan# 727
Delta R.T. 0.012 min
Lab File: F3521.D
Acq: 27 Oct 2015 8:32 pm

Tgt Ion: 97 Resp: 538603

Ion	Ratio	Lower	Upper
97	100		
99	62.5	42.8	82.8
61	53.5	33.4	73.4

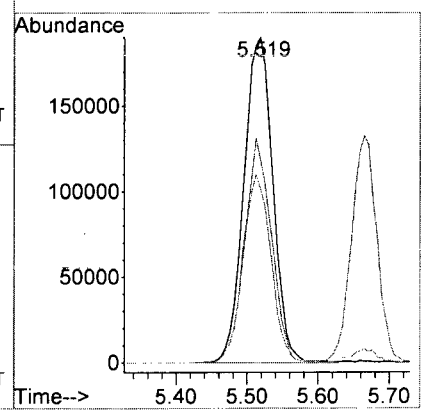

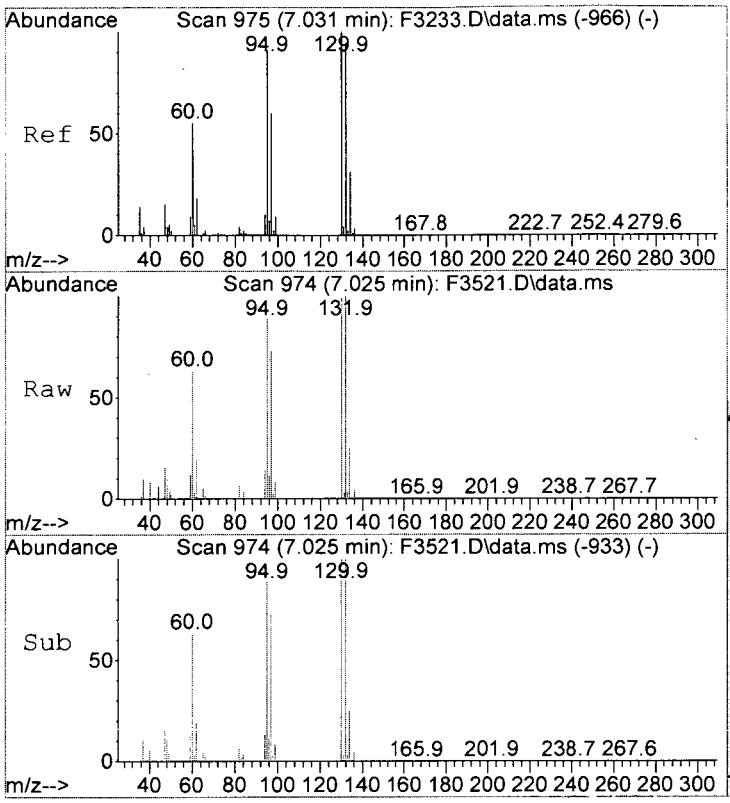

#53
Trichloroethene
Concen: 6.33 ug/L
RT: 7.025 min Scan# 974
Delta R.T. -0.000 min
Lab File: F3521.D
Acq: 27 Oct 2015 8:32 pm

Tgt Ion:130 Resp: 38457

Ion	Ratio	Lower	Upper
130	100		
132	100.5	74.1	114.1
95	89.3	70.9	110.9
97	73.7	39.7	79.7

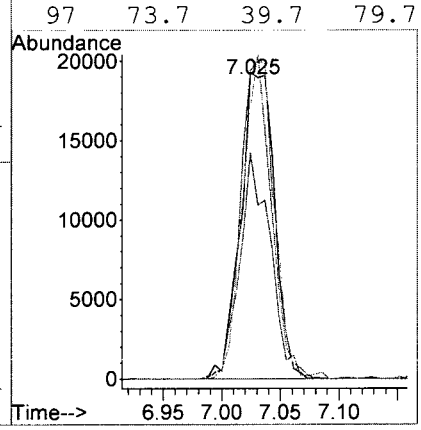

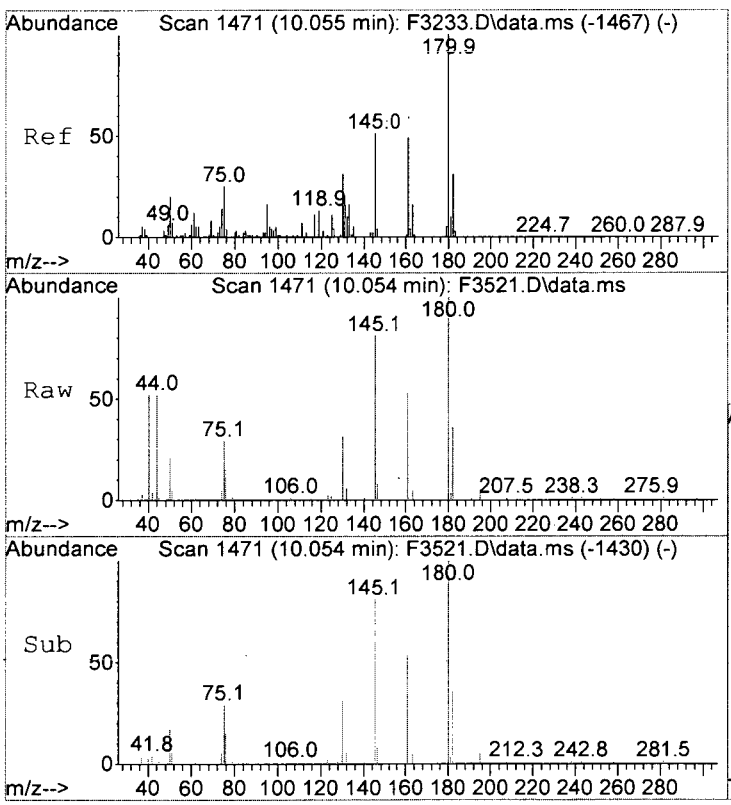

#79
4-Chlorobenzotrifluoride
Concen: 0.35 ug/L
RT: 10.054 min Scan# 1471
Delta R.T. -0.000 min
Lab File: F3521.D
Acq: 27 Oct 2015 8:32 pm

Tgt Ion:180 Resp: 2852

Ion	Ratio	Lower	Upper
180	100		
145	80.5	31.3	71.3#
161	53.0	29.2	69.2

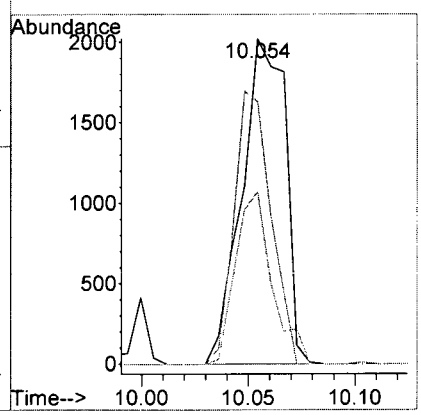

Client:	CB&I	**Service Request:**	R1509047
Project:	Textron Wheatfield/Annual Groundwater	**Date Collected:**	10/22/15 1300
Sample Matrix:	Water	**Date Received:**	10/22/15
		Date Analyzed:	10/26/15 17:08
Sample Name:	BAT-87-20(0)-151022	**Units:**	µg/L
Lab Code:	R1509047-029	**Basis:**	NA

Volatile Organic Compounds by GC/MS

Analytical Method:	8260C	**Analysis Lot:**	468926
Prep Method:	EPA 5030C		
Data File Name:	I:\ACQUDATA\msvoa10\data\102615\F3456.D\	**Instrument Name:**	R-MS-10
		Dilution Factor:	1

CAS No.	Analyte Name	Result	Q	MRL	MDL	Note
74-87-3	Chloromethane	1.0	U	1.0	0.21	
75-01-4	Vinyl Chloride	1.0	U	1.0	0.32	
75-00-3	Chloroethane	1.0	U	1.0	0.24	
74-83-9	Bromomethane	1.0	U	1.0	0.29	
75-35-4	1,1-Dichloroethene	1.0	U	1.0	0.57	
67-64-1	Acetone	5.0	U	5.0	1.3	
75-15-0	Carbon Disulfide	1.0	U	1.0	0.22	
75-09-2	Methylene Chloride	1.0	U	1.0	0.60	
156-60-5	trans-1,2-Dichloroethene	1.0	U	1.0	0.33	
75-34-3	1,1-Dichloroethane	1.0	U	1.0	0.20	
156-59-2	cis-1,2-Dichloroethene	1.0	U	1.0	0.30	
78-93-3	2-Butanone (MEK)	5.0	U	5.0	0.81	
67-66-3	Chloroform	1.0	U	1.0	0.25	
71-55-6	1,1,1-Trichloroethane	1.0	U	1.0	0.36	
56-23-5	Carbon Tetrachloride	1.0	U	1.0	0.45	
71-43-2	Benzene	1.0	U	1.0	0.20	
107-06-2	1,2-Dichloroethane	1.0	U	1.0	0.36	
79-01-6	Trichloroethene	**0.24**	J	1.0	0.22	
78-87-5	1,2-Dichloropropane	1.0	U	1.0	0.20	
75-27-4	Bromodichloromethane	1.0	U	1.0	0.32	
10061-01-5	cis-1,3-Dichloropropene	1.0	U	1.0	0.24	
108-10-1	4-Methyl-2-pentanone (MIBK)	5.0	U	5.0	0.67	
108-88-3	Toluene	1.0	U	1.0	0.20	
10061-02-6	trans-1,3-Dichloropropene	1.0	U	1.0	0.20	
79-00-5	1,1,2-Trichloroethane	1.0	U	1.0	0.34	
127-18-4	Tetrachloroethene	1.0	U	1.0	0.30	
591-78-6	2-Hexanone	5.0	U	5.0	1.7	
124-48-1	Dibromochloromethane	1.0	U	1.0	0.31	
108-90-7	Chlorobenzene	1.0	U	1.0	0.29	
100-41-4	Ethylbenzene	1.0	U	1.0	0.20	
179601-23-1	m,p-Xylenes	2.0	U	2.0	0.33	
95-47-6	o-Xylene	1.0	U	1.0	0.20	
100-42-5	Styrene	1.0	U	1.0	0.20	
75-25-2	Bromoform	1.0	U	1.0	0.42	
79-34-5	1,1,2,2-Tetrachloroethane	1.0	U	1.0	0.25	

Client:	CB&I	**Service Request:**	R1509047
Project:	Textron Wheatfield/Annual Groundwater	**Date Collected:**	10/22/15 1300
Sample Matrix:	Water	**Date Received:**	10/22/15
		Date Analyzed:	10/26/15 17:08
Sample Name:	BAT-87-20(0)-151022	**Units:**	µg/L
Lab Code:	R1509047-029	**Basis:**	NA

Volatile Organic Compounds by GC/MS

Analytical Method:	8260C	**Analysis Lot:**	468926
Prep Method:	EPA 5030C		
Data File Name:	I:\ACQUDATA\msvoa10\data\102615\F3456.D\	**Instrument Name:**	R-MS-10
		Dilution Factor:	1

CAS No.	Analyte Name	Result	Q	MRL	MDL	Note

Surrogate Name	%Rec	Control Limits	Date Analyzed	Q
4-Bromofluorobenzene	100	85-122	10/26/15 17:08	
Toluene-d8	103	87-121	10/26/15 17:08	
Dibromofluoromethane	105	89-119	10/26/15 17:08	

Quantitation Report (QT Reviewed)

Data Path : I:\ACQUDATA\msvoa10\data\102615\
Data File : F3456.D
Acq On : 26 Oct 2015 5:08 pm
Operator : F. Naegler
Sample : R1509047-029|1.0 Inst : MSVOA10
Misc : CBI 13429 T4
ALS Vial : 14 Sample Multiplier: 1

Quant Time: Oct 29 17:21:54 2015
Quant Method : I:\ACQUDATA\MSVOA10\METHODS\W101915.M
Quant Title : MS#10 - 8260B WATERS 10mL Purge
QLast Update : Tue Oct 20 12:01:30 2015
Response via : Initial Calibration

Compound	R.T.	QIon	Response	Conc	Units	Dev(Min)
Internal Standards						
1) Pentafluorobenzene	5.665	168	681120	50.00	ug/L	0.00
41) 1,4-Difluorobenzene	6.714	114	1000685	50.00	ug/L	0.00
70) d5-Chlorobenzene	9.957	117	910049	50.00	ug/L	0.00
90) 1,4-Dichlorobenzene-d4	11.987	152	477083	50.00	ug/L	0.00
System Monitoring Compounds						
43) surr4,Dibrflmethane	5.513	113	321641	52.40	ug/L	0.00
Spiked Amount 50.000	Range 89 - 119		Recovery = 104.80%			
46) surr1,1,2-dichloroetha...	6.031	65	442380	53.58	ug/L	0.00
Spiked Amount 50.000	Range 73 - 125		Recovery = 107.16%			
64) SURR3,Toluene-d8	8.488	98	1176844	51.61	ug/L	0.00
Spiked Amount 50.000	Range 87 - 121		Recovery = 103.22%			
69) SURR2,BFB	11.018	95	455304	50.01	ug/L	0.00
Spiked Amount 50.000	Range 85 - 122		Recovery = 100.02%			
Target Compounds						Qvalue
5) Bromomethane	1.617	94	736	Below Cal	#	53
15) Acetone	2.416	43	4375	0.71	ug/L	88
53) Trichloroethene	7.037	130	1631	0.24	ug/L #	62

(#) = qualifier out of range (m) = manual integration (+) = signals summed

FU 10/29/15

Quantitation Report (QT Reviewed)

Data Path : I:\ACQUDATA\msvoa10\data\102615\
Data File : F3456.D
Acq On : 26 Oct 2015 5:08 pm
Operator : F. Naegler
Sample : R1509047-029|1.0 Inst : MSVOA10
Misc : CBI 13429 T4
ALS Vial : 14 Sample Multiplier: 1

Quant Time: Oct 29 17:21:54 2015
Quant Method : I:\ACQUDATA\MSVOA10\METHODS\W101915.M
Quant Title : MS#10 - 8260B WATERS 10mL Purge
QLast Update : Tue Oct 20 12:01:30 2015
Response via : Initial Calibration

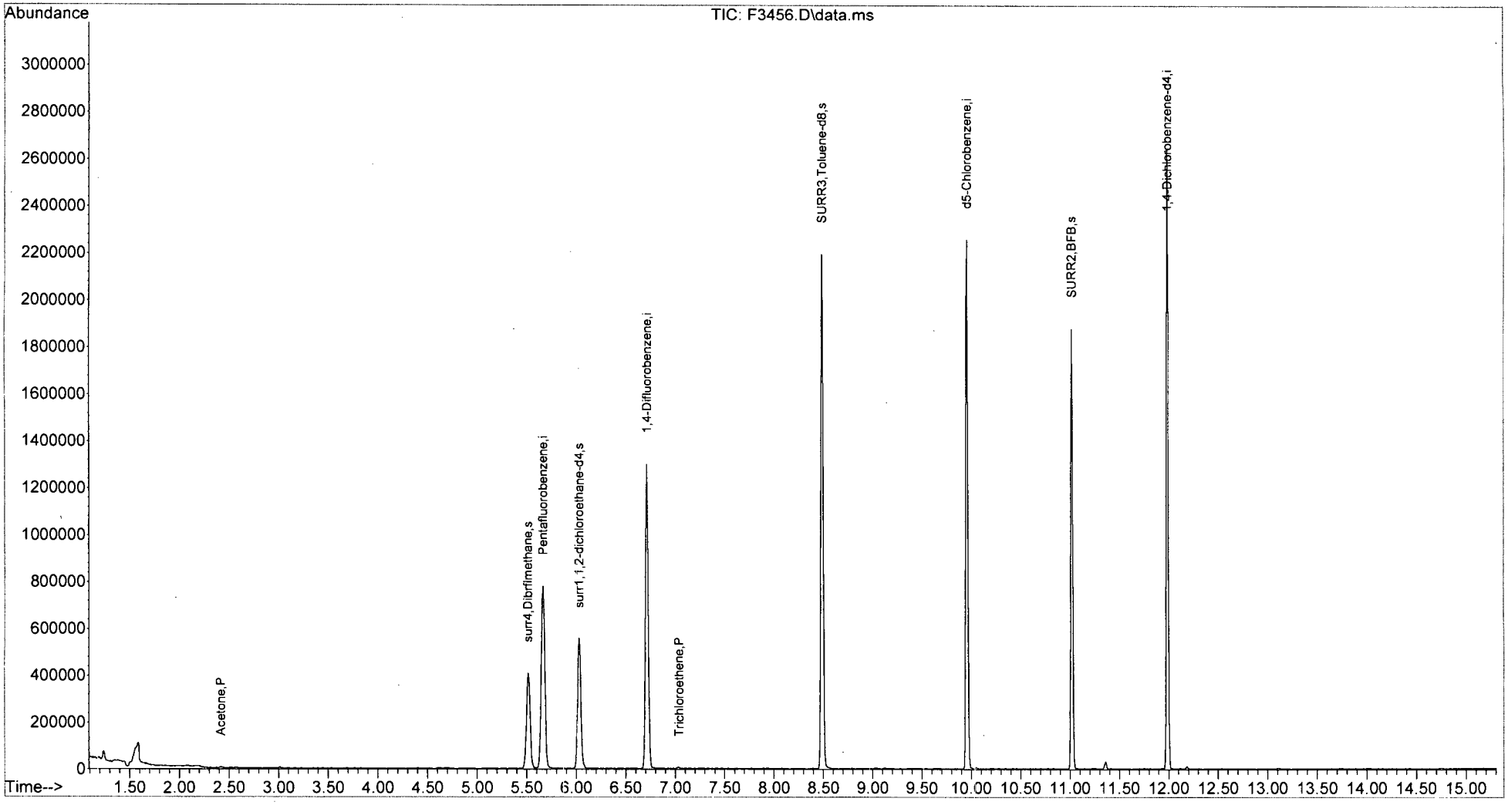

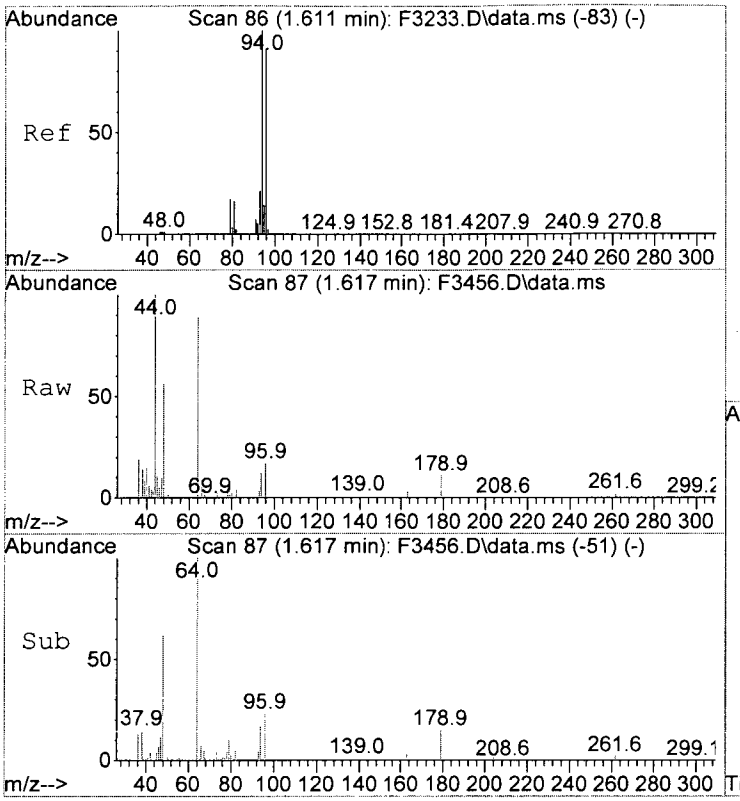

#5
Bromomethane
Concen: Below Cal
RT: 1.617 min Scan# 87
Delta R.T. -0.006 min
Lab File: F3456.D
Acq: 26 Oct 2015 5:08 pm

Tgt Ion: 94 Resp: 736

Ion	Ratio	Lower	Upper
94	100		
96	135.7	71.0	111.0#

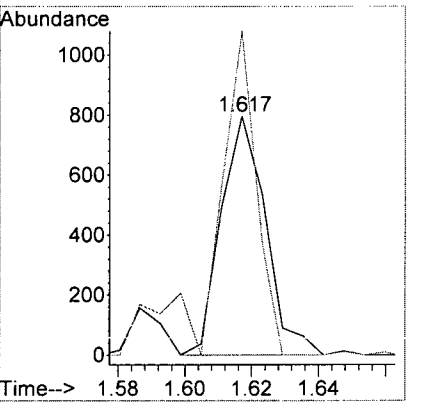

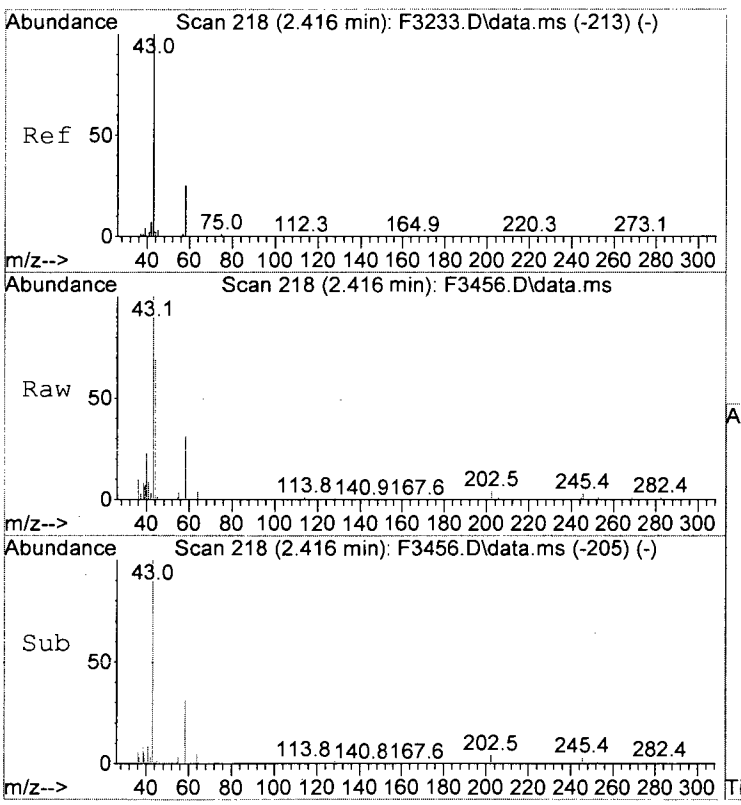

#15
Acetone
Concen: 0.71 ug/L
RT: 2.416 min Scan# 218
Delta R.T. 0.006 min
Lab File: F3456.D
Acq: 26 Oct 2015 5:08 pm

Tgt Ion: 43 Resp: 4375

Ion	Ratio	Lower	Upper
43	100		
58	30.6	4.3	44.3
42	3.2	0.0	27.3

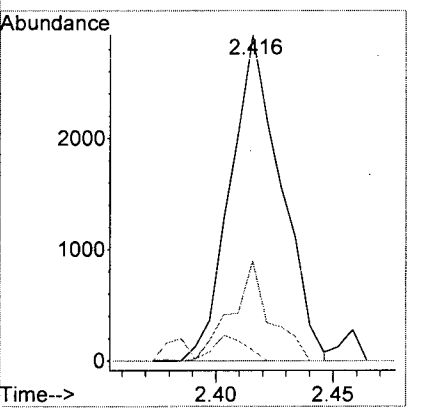

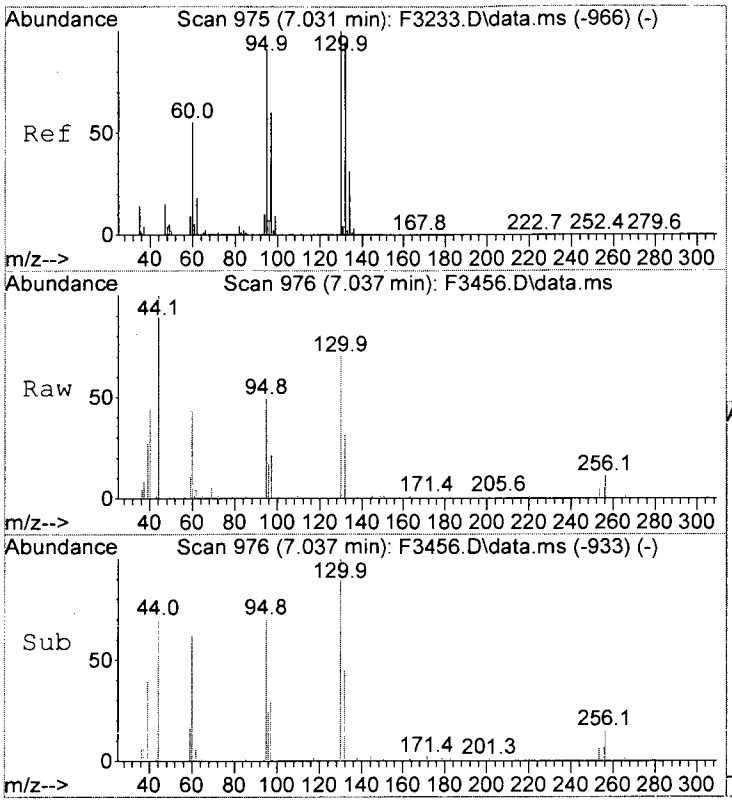

#53
Trichloroethene
Concen: 0.24 ug/L
RT: 7.037 min Scan# 976
Delta R.T. 0.012 min
Lab File: F3456.D
Acq: 26 Oct 2015 5:08 pm

Tgt Ion:130 Resp: 1631

Ion	Ratio	Lower	Upper
130	100		
132	45.0	74.1	114.1#
95	69.7	70.9	110.9#
97	29.9	39.7	79.7#

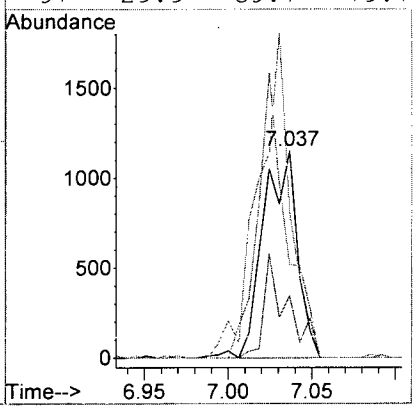

ALS Group USA, Corp. dba ALS Environmental

Analytical Report

Client:	CB&I	**Service Request:**	R1509047
Project:	Textron Wheatfield/Annual Groundwater	**Date Collected:**	10/21/15 0805
Sample Matrix:	Water	**Date Received:**	10/22/15
		Date Analyzed:	10/23/15 13:19
Sample Name:	TRIP BLANK	**Units:**	µg/L
Lab Code:	R1509047-030	**Basis:**	NA

Volatile Organic Compounds by GC/MS

Analytical Method:	8260C	**Analysis Lot:**	468624
Prep Method:	EPA 5030C		
Data File Name:	I:\ACQUDATA\msvoa10\data\102315\F3386.D\	**Instrument Name:**	R-MS-10
		Dilution Factor:	1

CAS No.	Analyte Name	Result	Q	MRL	MDL	Note
74-87-3	Chloromethane	1.0	U	1.0	0.21	
75-01-4	Vinyl Chloride	1.0	U	1.0	0.32	
75-00-3	Chloroethane	1.0	U	1.0	0.24	
74-83-9	Bromomethane	1.0	U	1.0	0.29	
75-35-4	1,1-Dichloroethene	1.0	U	1.0	0.57	
67-64-1	Acetone	5.0	U	5.0	1.3	
75-15-0	Carbon Disulfide	1.0	U	1.0	0.22	
75-09-2	Methylene Chloride	1.0	U	1.0	0.60	
156-60-5	trans-1,2-Dichloroethene	1.0	U	1.0	0.33	
75-34-3	1,1-Dichloroethane	1.0	U	1.0	0.20	
156-59-2	cis-1,2-Dichloroethene	1.0	U	1.0	0.30	
78-93-3	2-Butanone (MEK)	5.0	U	5.0	0.81	
67-66-3	Chloroform	1.0	U	1.0	0.25	
71-55-6	1,1,1-Trichloroethane	1.0	U	1.0	0.36	
56-23-5	Carbon Tetrachloride	1.0	U	1.0	0.45	
71-43-2	Benzene	1.0	U	1.0	0.20	
107-06-2	1,2-Dichloroethane	1.0	U	1.0	0.36	
79-01-6	Trichloroethene	1.0	U	1.0	0.22	
78-87-5	1,2-Dichloropropane	1.0	U	1.0	0.20	
75-27-4	Bromodichloromethane	1.0	U	1.0	0.32	
10061-01-5	cis-1,3-Dichloropropene	1.0	U	1.0	0.24	
108-10-1	4-Methyl-2-pentanone (MIBK)	5.0	U	5.0	0.67	
108-88-3	Toluene	1.0	U	1.0	0.20	
10061-02-6	trans-1,3-Dichloropropene	1.0	U	1.0	0.20	
79-00-5	1,1,2-Trichloroethane	1.0	U	1.0	0.34	
127-18-4	Tetrachloroethene	1.0	U	1.0	0.30	
591-78-6	2-Hexanone	5.0	U	5.0	1.7	
124-48-1	Dibromochloromethane	1.0	U	1.0	0.31	
108-90-7	Chlorobenzene	1.0	U	1.0	0.29	
100-41-4	Ethylbenzene	1.0	U	1.0	0.20	
179601-23-1	m,p-Xylenes	2.0	U	2.0	0.33	
95-47-6	o-Xylene	1.0	U	1.0	0.20	
100-42-5	Styrene	1.0	U	1.0	0.20	
75-25-2	Bromoform	1.0	U	1.0	0.42	
79-34-5	1,1,2,2-Tetrachloroethane	1.0	U	1.0	0.25	

ALS Group USA, Corp. dba ALS Environmental

Analytical Report

Client:	CB&I	**Service Request:**	R1509047
Project:	Textron Wheatfield/Annual Groundwater	**Date Collected:**	10/21/15 0805
Sample Matrix:	Water	**Date Received:**	10/22/15
		Date Analyzed:	10/23/15 13:19
Sample Name:	TRIP BLANK	**Units:**	µg/L
Lab Code:	R1509047-030	**Basis:**	NA

Volatile Organic Compounds by GC/MS

Analytical Method:	8260C	**Analysis Lot:**	468624
Prep Method:	EPA 5030C		
Data File Name:	I:\ACQUDATA\msvoa10\data\102315\F3386.D\	**Instrument Name:**	R-MS-10
		Dilution Factor:	1

CAS No.	Analyte Name	Result	Q	MRL	MDL	Note

Surrogate Name	%Rec	Control Limits	Date Analyzed	Q
4-Bromofluorobenzene	101	85-122	10/23/15 13:19	
Toluene-d8	103	87-121	10/23/15 13:19	
Dibromofluoromethane	99	89-119	10/23/15 13:19	

Quantitation Report (QT Reviewed)

Data Path : I:\ACQUDATA\msvoa10\data\102315\
Data File : F3386.D
Acq On : 23 Oct 2015 1:19 pm
Operator : F. Naegler
Sample : R1509047-030|1.0 Inst : MSVOA10
Misc : CBI 13429 T4
ALS Vial : 5 Sample Multiplier: 1

Quant Time: Oct 29 10:51:06 2015
Quant Method : I:\ACQUDATA\MSVOA10\METHODS\W101915.M
Quant Title : MS#10 - 8260B WATERS 10mL Purge
QLast Update : Tue Oct 20 12:01:30 2015
Response via : Initial Calibration

Compound	R.T.	QIon	Response	Conc	Units	Dev(Min)
Internal Standards						
1) Pentafluorobenzene	5.665	168	693178	50.00	ug/L	0.00
41) 1,4-Difluorobenzene	6.714	114	1014346	50.00	ug/L	0.00
70) d5-Chlorobenzene	9.957	117	909290	50.00	ug/L	0.00
90) 1,4-Dichlorobenzene-d4	11.987	152	478461	50.00	ug/L	0.00
System Monitoring Compounds						
43) surr4,Dibrflmethane	5.519	113	306563	49.27	ug/L	0.00
Spiked Amount 50.000	Range 89 - 119		Recovery = 98.54%			
46) surr1,1,2-dichloroetha...	6.031	65	441042	52.70	ug/L	0.00
Spiked Amount 50.000	Range 73 - 125		Recovery = 105.40%			
64) SURR3,Toluene-d8	8.488	98	1188288	51.41	ug/L	0.00
Spiked Amount 50.000	Range 87 - 121		Recovery = 102.82%			
69) SURR2,BFB	11.018	95	466939	50.59	ug/L	0.00
Spiked Amount 50.000	Range 85 - 122		Recovery = 101.18%			
Target Compounds						Qvalue
5) Bromomethane	1.611	94	465	Below Cal	#	45
79) 4-Chlorobenzotrifluoride	10.055	180	2098	0.23	ug/L #	73

(#) = qualifier out of range (m) = manual integration (+) = signals summed

FJ 10/29/15

Quantitation Report (QT Reviewed)

Data Path : I:\ACQUDATA\msvoa10\data\102315\
Data File : F3386.D
Acq On : 23 Oct 2015 1:19 pm
Operator : F. Naegler
Sample : R1509047-030|1.0 Inst : MSVOA10
Misc : CBI 13429 T4
ALS Vial : 5 Sample Multiplier: 1

Quant Time: Oct 29 10:51:06 2015
Quant Method : I:\ACQUDATA\MSVOA10\METHODS\W101915.M
Quant Title : MS#10 - 8260B WATERS 10mL Purge
QLast Update : Tue Oct 20 12:01:30 2015
Response via : Initial Calibration

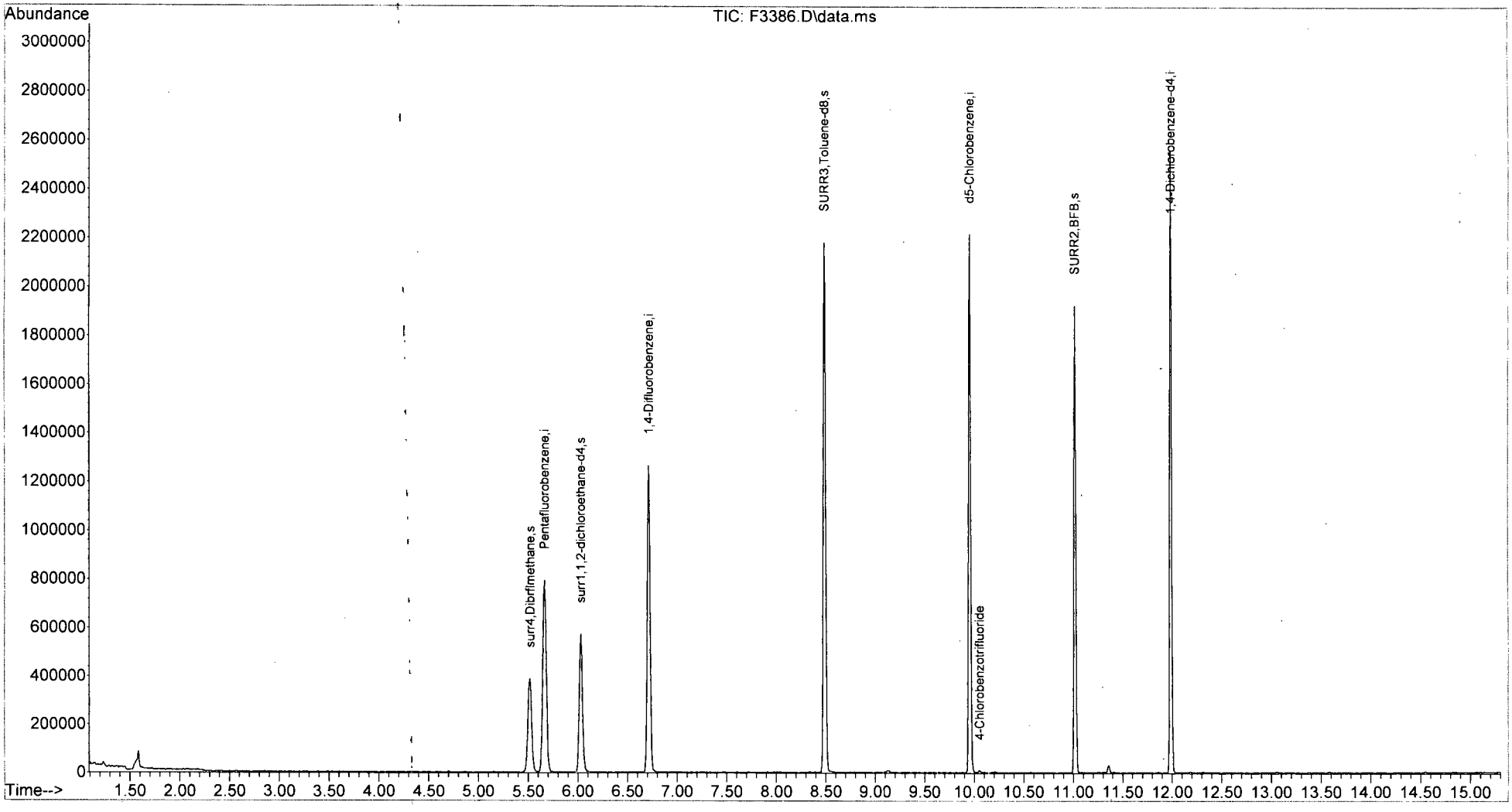

ALS Environmental

VOLATILE ORGANICS STANDARDS DATA

ALS Environmental - Rochester, NY
1565 Jefferson Rd, Bldg. 300, Suite 360, Rochester, NY 14623
Phone (585) 288-5380 Fax (585) 288-8475
www.alsglobal.com

Initial Calibration - Summary Report

Calibration ID:	RC1500107	10/19/15	**Instrument ID:** R-MS-10
			Column Name: 1

Analyte	Type	Curve Fit	Weighting	Min RF	Mean RF	Criteria	Result
1,1,1,2-Tetrachloroethane	T	Quadratic	1/X2		0.3243	>=0.99	0.9990
1,1,1,2-Tetrachloroethane	T	Quadratic	1/X2		0.3243	>=0.995	0.9990
1,1,1,2-Tetrachloroethane	T	Quadratic	1/X2		0.3243	>=0.99	0.9990
1,1,1-Trichloroethane (TCA)	T	Average RF		0.100	0.6335	<=15	9.2
1,1,1-Trichloroethane (TCA)	T	Average RF		0.100	0.6335	<=20	9.2
1,1,2,2-Tetrachloroethane	T	Average RF		0.300	1.011	<=15	8.7
1,1,2,2-Tetrachloroethane	T	Average RF		0.300	1.011	<=20	8.7
1,1,2-Trichloroethane	T	Average RF		0.100	0.3206	<=15	4.1
1,1,2-Trichloroethane	T	Average RF		0.100	0.3206	<=20	4.1
1,1,2-Trichlorotrifluoroethane	T	Average RF		0.100	0.4440	<=15	12.0
1,1,2-Trichlorotrifluoroethane	T	Average RF		0.100	0.4440	<=20	12.0
1,1-Dichloroethane (1,1-DCA)	T	Average RF		0.200	0.9320	<=15	4.0
1,1-Dichloroethane (1,1-DCA)	T	Average RF		0.200	0.9320	<=20	4.0
1,1-Dichloroethene (1,1-DCE)	T	Average RF		0.100	0.3976	<=15	4.8
1,1-Dichloroethene (1,1-DCE)	T	Average RF		0.100	0.3976	<=20	4.8
1,1-Dichloropropene	T	Average RF			0.4363	<=15	3.3
1,1-Dichloropropene	T	Average RF			0.4363	<=20	3.3
1,2,3-Trichlorobenzene	T	Average RF			1.247	<=15	6.1
1,2,3-Trichlorobenzene	T	Average RF			1.247	<=20	6.1
1,2,3-Trichloropropane	T	Average RF			0.3280	<=15	11.3
1,2,3-Trichloropropane	T	Average RF			0.3280	<=20	11.3
1,2,4-Trichlorobenzene	T	Average RF		0.200	1.213	<=15	4.9
1,2,4-Trichlorobenzene	T	Average RF		0.200	1.213	<=20	4.9
1,2,4-Trimethylbenzene	T	Average RF			2.705	<=15	7.8
1,2,4-Trimethylbenzene	T	Average RF			2.705	<=20	7.8
1,2-Dibromo-3-chloropropane (DBCP)	T	Quadratic	1/X	0.050	0.1926	>=0.99	0.9990
1,2-Dibromo-3-chloropropane (DBCP)	T	Quadratic	1/X	0.050	0.1926	>=0.995	0.9990
1,2-Dibromo-3-chloropropane (DBCP)	T	Quadratic	1/X	0.050	0.1926	>=0.99	0.9990
1,2-Dibromoethane	T	Average RF		0.100	0.3490	<=15	11.6
1,2-Dibromoethane	T	Average RF		0.100	0.3490	<=20	11.6
1,2-Dichloro-1,1,2-trifluoroethane (CFC 123	T	Average RF			0.5968	<=15	7.6
1,2-Dichloro-1,1,2-trifluoroethane (CFC 123	T	Average RF			0.5968	<=20	7.6
1,2-Dichlorobenzene	T	Average RF		0.400	1.574	<=15	5.7
1,2-Dichlorobenzene	T	Average RF		0.400	1.574	<=20	5.7
1,2-Dichloroethane	T	Average RF		0.100	0.5662	<=15	6.2
1,2-Dichloroethane	T	Average RF		0.100	0.5662	<=20	6.2
1,2-Dichloropropane	T	Average RF		0.100	0.3929	<=15	2.3
1,2-Dichloropropane	T	Average RF		0.100	0.3929	<=20	2.3
1,3,5-Trichlorobenzene	T	Average RF			1.268	<=15	4.5
1,3,5-Trichlorobenzene	T	Average RF			1.268	<=20	4.5
1,3,5-Trimethylbenzene	T	Average RF			2.615	<=15	8.2
1,3,5-Trimethylbenzene	T	Average RF			2.615	<=20	8.2
1,3-Dichlorobenzene	T	Average RF		0.600	1.589	<=15	5.1
1,3-Dichlorobenzene	T	Average RF		0.600	1.589	<=20	5.1
1,3-Dichloropropane	T	Average RF			0.6250	<=15	4.2
1,3-Dichloropropane	T	Average RF			0.6250	<=20	4.2
1,4-Dichlorobenzene	T	Average RF		0.500	1.612	<=15	5.1
1,4-Dichlorobenzene	T	Average RF		0.500	1.612	<=20	5.1
1,4-Dioxane	T	Average RF			0.008522	<=15	6.4
1,4-Dioxane	T	Average RF			0.008522	<=20	6.4
1-Butanol	T	Quadratic	1/X2		0.01854	>=0.99	0.9973
1-Butanol	T	Quadratic	1/X2		0.01854	>=0.995	0.9973

Initial Calibration - Summary Report

Calibration ID:	RC1500107	**Instrument ID:**	R-MS-10
		Column Name:	1

Analyte	Type	Curve Fit	Weighting	Min RF	Mean RF	Criteria	Result
1-Butanol	T	Quadratic	1/X2		0.01854	>=0.99	0.9973
1-Chloro-4-(trifluoromethyl)benzene	T	Average RF			0.5104	<=15	6.7
2,2-Dichloro-1,1,1-trifluoroethane (CFC 123	T	Average RF			0.6186	<=15	6.9
2,2-Dichloro-1,1,1-trifluoroethane (CFC 123	T	Average RF			0.6186	<=20	6.9
2,2-Dichloropropane	T	Average RF			0.4900	<=15	11.1
2,2-Dichloropropane	T	Average RF			0.4900	<=20	11.1
2,3,6-Trichlorotoluene	T	Average RF			0.8566	<=15	6.4
2,4,5-Trichlorotoluene	T	Average RF			0.9419	<=15	6.8
2,4-, 2,5-, and 2,6-Dichlorotoluene Coelution	T	Average RF			1.449	<=15	7.2
2,4-Dichlorobenzotrifluoride	T	Average RF			0.7466	<=15	4.4
2,5-Dichlorobenzotrifluoride	T	Average RF			0.8551	<=15	5.0
2-Butanone (MEK)	T	Average RF		0.05	0.6403	<=15	5.5
2-Butanone (MEK)	T	Average RF		0.05	0.6403	<=20	5.5
2-Chloro-1,3-butadiene	T	Average RF			1.123	<=15	6.0
2-Chloro-1,3-butadiene	T	Average RF			1.123	<=20	6.0
2-Chlorobenzotrifluoride	T	Average RF			0.5946	<=15	3.4
2-Chloroethyl Vinyl Ether	T	Average RF			0.3080	<=15	8.3
2-Chloroethyl Vinyl Ether	T	Average RF			0.3080	<=20	8.3
2-Chlorotoluene	T	Average RF			2.167	<=15	7.7
2-Chlorotoluene	T	Average RF			2.167	<=20	7.7
2-Hexanone	T	Average RF		0.05	0.7105	<=15	5.8
2-Hexanone	T	Average RF		0.05	0.7105	<=20	5.8
2-Methyl-1-propanol	T	Quadratic	1/X2		0.04079	>=0.99	0.9996
2-Methyl-1-propanol	T	Quadratic	1/X2		0.04079	>=0.995	0.9996
2-Methyl-1-propanol	T	Quadratic	1/X2		0.04079	>=0.99	0.9996
2-Methyl-2-propanol	T	Quadratic	1/X2		0.1024	>=0.99	0.9995
2-Methyl-2-propanol	T	Quadratic	1/X2		0.1024	>=0.995	0.9995
2-Methyl-2-propanol	T	Quadratic	1/X2		0.1024	>=0.99	0.9995
2-Nitropropane	T	Quadratic	1/X2		0.09612	>=0.99	0.9952
2-Nitropropane	T	Quadratic	1/X2		0.09612	>=0.995	0.9952
2-Nitropropane	T	Quadratic	1/X2		0.09612	>=0.99	0.9952
2-Propanol	T	Quadratic	1/X2		0.08684	>=0.99	0.9998
2-Propanol	T	Quadratic	1/X2		0.08684	>=0.995	0.9998
2-Propanol	T	Quadratic	1/X2		0.08684	>=0.99	0.9998
3,4- and 2,3-Dichlorotoluene Coelution	T	Average RF			1.622	<=15	8.4
3,4-Dichlorobenzotrifluoride	T	Average RF			0.8293	<=15	5.5
3-Chloro-1-propene	T	Average RF			0.2277	<=15	6.5
3-Chloro-1-propene	T	Average RF			0.2277	<=20	6.5
3-Chlorobenzotrifluoride	T	Average RF			0.6000	<=15	4.2
3-Chlorotoluene	T	Average RF			2.282	<=15	8.1
4-Chlorotoluene	T	Average RF			2.578	<=15	8.2
4-Chlorotoluene	T	Average RF			2.578	<=20	8.2
4-Isopropyltoluene	T	Average RF			2.775	<=15	7.6
4-Isopropyltoluene	T	Average RF			2.775	<=20	7.6
4-Methyl-2-pentanone	T	Average RF		0.05	0.8337	<=15	6.5
4-Methyl-2-pentanone	T	Average RF		0.05	0.8337	<=20	6.5
Acetone	T	Average RF		0.05	0.4508	<=15	8.2
Acetone	T	Average RF		0.05	0.4508	<=20	8.2
Acetonitrile	T	Average RF			0.1104	<=15	1.8
Acetonitrile	T	Average RF			0.1104	<=20	1.8
Acrolein	T	Average RF			0.1730	<=15	7.1
Acrolein	T	Average RF			0.1730	<=20	7.1

Initial Calibration - Summary Report

Calibration ID:	RC1500107	**Instrument ID:**	R-MS-10
		Column Name:	1

Analyte	Type	Curve Fit	Weighting	Min RF	Mean RF	Criteria	Result
Acrylonitrile	T	Average RF			0.4218	<=15	5.4
Acrylonitrile	T	Average RF			0.4218	<=20	5.4
Benzene	T	Average RF		0.500	1.333	<=15	5.6
Benzene	T	Average RF		0.500	1.333	<=20	5.6
Bromobenzene	T	Average RF			0.8385	<=15	7.3
Bromobenzene	T	Average RF			0.8385	<=20	7.3
Bromochloromethane	T	Average RF			0.3397	<=15	3.8
Bromochloromethane	T	Average RF			0.3397	<=20	3.8
Bromodichloromethane	T	Average RF		0.200	0.3922	<=15	10.2
Bromodichloromethane	T	Average RF		0.200	0.3922	<=20	10.2
Bromoform	T	Quadratic	1/X2	0.100	0.2540	>=0.99	0.9969
Bromoform	T	Quadratic	1/X2	0.100	0.2540	>=0.995	0.9969
Bromoform	T	Quadratic	1/X2	0.100	0.2540	>=0.99	0.9969
Bromomethane	T	Quadratic	1/X	0.100	0.3944	>=0.99	0.9921
Bromomethane	T	Quadratic	1/X	0.100	0.3944	>=0.995	0.9921
Bromomethane	T	Quadratic	1/X	0.100	0.3944	>=0.99	0.9921
Carbon Disulfide	T	Average RF		0.100	1.165	<=15	5.3
Carbon Disulfide	T	Average RF		0.100	1.165	<=20	5.3
Carbon Tetrachloride	T	Average RF		0.05	0.1137	<=15	13.4
Carbon Tetrachloride	T	Average RF		0.100	0.1137	<=20	13.4
Chlorobenzene	T	Average RF		0.500	1.054	<=15	5.9
Chlorobenzene	T	Average RF		0.500	1.054	<=20	5.9
Chloroethane	T	Average RF		0.100	0.4156	<=15	6.6
Chloroethane	T	Average RF		0.100	0.4156	<=20	6.6
Chloroform	T	Average RF		0.200	0.8370	<=15	3.7
Chloroform	T	Average RF		0.200	0.8370	<=20	3.7
Chloromethane	T	Average RF		0.100	1.205	<=15	3.6
Chloromethane	T	Average RF		0.100	1.205	<=20	3.6
Cyclohexane	T	Average RF		0.100	0.5312	<=15	3.6
Cyclohexane	T	Average RF		0.100	0.5312	<=20	3.6
Cyclohexanone	T	Average RF			0.1155	<=15	9.3
Cyclohexanone	T	Average RF			0.1155	<=20	9.3
Dibromochloromethane	T	Quadratic	1/X2	0.100	0.3464	>=0.99	0.9975
Dibromochloromethane	T	Quadratic	1/X2	0.100	0.3464	>=0.995	0.9975
Dibromochloromethane	T	Quadratic	1/X2	0.100	0.3464	>=0.99	0.9975
Dibromomethane	T	Average RF			0.2139	<=15	9.8
Dibromomethane	T	Average RF			0.2139	<=20	9.8
Dichlorodifluoromethane (CFC 12)	T	Average RF		0.100	0.7191	<=15	6.8
Dichlorodifluoromethane (CFC 12)	T	Average RF		0.100	0.7191	<=20	6.8
Dichlorofluoromethane (CFC 21)	T	Average RF			0.9644	<=15	7.4
Dichlorofluoromethane (CFC 21)	T	Average RF			0.9644	<=20	7.4
Dichloromethane	T	Average RF		0.100	0.5197	<=15	14.8
Dichloromethane	T	Average RF		0.100	0.5197	<=20	14.8
Diethyl Ether	T	Average RF			0.5802	<=15	5.7
Diethyl Ether	T	Average RF			0.5802	<=20	5.7
Diisopropyl Ether	T	Average RF			2.681	<=15	3.5
Diisopropyl Ether	T	Average RF			2.681	<=20	3.5
Ethyl Methacrylate	T	Quadratic	1/X2		0.4863	>=0.99	0.9969
Ethyl Methacrylate	T	Quadratic	1/X2		0.4863	>=0.995	0.9969
Ethyl Methacrylate	T	Quadratic	1/X2		0.4863	>=0.99	0.9969
Ethyl tert-Butyl Ether	T	Average RF			1.738	<=15	9.5
Ethyl tert-Butyl Ether	T	Average RF			1.738	<=20	9.5

Initial Calibration - Summary Report

Calibration ID:	RC1500107	**Instrument ID:**	R-MS-10
		Column Name:	1

Analyte	Type	Curve Fit	Weighting	Min RF	Mean RF	Criteria	Result
Ethylbenzene	T	Average RF		0.100	0.5326	<=15	11.3
Ethylbenzene	T	Average RF		0.100	0.5326	<=20	11.3
Hexachlorobutadiene	T	Average RF			0.5329	<=15	9.1
Hexachlorobutadiene	T	Average RF			0.5329	<=20	9.1
Iodomethane	T	Quadratic	1/X2		0.5913	>=0.99	0.9954
Iodomethane	T	Quadratic	1/X2		0.5913	>=0.995	0.9954
Iodomethane	T	Quadratic	1/X2		0.5913	>=0.99	0.9954
Isopropylbenzene (Cumene)	T	Average RF		0.100	1.763	<=15	6.2
Isopropylbenzene (Cumene)	T	Average RF		0.100	1.763	<=20	6.2
Methacrylonitrile	T	Average RF			0.3097	<=15	7.6
Methacrylonitrile	T	Average RF			0.3097	<=20	7.6
Methyl Acetate	T	Average RF		0.100	0.9241	<=15	4.2
Methyl Acetate	T	Average RF		0.100	0.9241	<=20	4.2
Methyl Methacrylate	T	Average RF			0.3085	<=15	10.0
Methyl Methacrylate	T	Average RF			0.3085	<=20	10.0
Methyl tert-Butyl Ether	T	Average RF		0.100	1.623	<=15	5.2
Methyl tert-Butyl Ether	T	Average RF		0.100	1.623	<=20	5.2
Methylcyclohexane	T	Average RF		0.100	0.5964	<=15	2.9
Methylcyclohexane	T	Average RF		0.100	0.5964	<=20	2.9
Naphthalene	T	Average RF			3.639	<=15	9.7
Naphthalene	T	Average RF			3.639	<=20	9.7
Propionitrile	T	Average RF			0.1710	<=15	8.6
Propionitrile	T	Average RF			0.1710	<=20	8.6
Styrene	T	Average RF		0.300	1.163	<=15	3.1
Styrene	T	Average RF		0.300	1.163	<=20	3.1
Tetrachloroethene (PCE)	T	Average RF		0.200	0.3091	<=15	5.8
Tetrachloroethene (PCE)	T	Average RF		0.200	0.3091	<=20	5.8
Tetrahydrofuran (THF)	T	Average RF			0.4155	<=15	4.3
Tetrahydrofuran (THF)	T	Average RF			0.4155	<=20	4.3
Toluene	T	Average RF		0.400	1.369	<=15	6.7
Toluene	T	Average RF		0.400	1.369	<=20	6.7
Trichloroethene (TCE)	T	Average RF		0.200	0.3427	<=15	6.8
Trichloroethene (TCE)	T	Average RF		0.200	0.3427	<=20	6.8
Trichlorofluoromethane (CFC 11)	T	Average RF		0.100	0.7168	<=15	4.6
Trichlorofluoromethane (CFC 11)	T	Average RF		0.100	0.7168	<=20	4.6
Vinyl Acetate	T	Quadratic	1/X2		0.09976	>=0.99	0.9989
Vinyl Acetate	T	Quadratic	1/X2		0.09976	>=0.995	0.9989
Vinyl Acetate	T	Quadratic	1/X2		0.09976	>=0.99	0.9989
Vinyl Chloride	T	Average RF		0.100	0.8349	<=15	4.7
Vinyl Chloride	T	Average RF		0.100	0.8349	<=20	4.7
cis-1,2-Dichloroethene	T	Average RF		0.100	0.5060	<=15	4.3
cis-1,2-Dichloroethene	T	Average RF		0.100	0.5060	<=20	4.3
cis-1,3-Dichloropropene	T	Average RF		0.200	0.4736	<=15	15.0
cis-1,3-Dichloropropene	T	Average RF		0.200	0.4736	<=20	15.0
m,p-Xylenes	T	Average RF		0.100	0.6810	<=15	6.3
m,p-Xylenes	T	Average RF		0.100	0.6810	<=20	6.3
n-Butyl Acetate	T	Quadratic	1/X		1.096	>=0.99	0.9979
n-Butyl Acetate	T	Quadratic	1/X		1.096	>=0.995	0.9979
n-Butyl Acetate	T	Quadratic	1/X		1.096	>=0.99	0.9979
n-Butylbenzene	T	Average RF			2.584	<=15	6.2
n-Butylbenzene	T	Average RF			2.584	<=20	6.2
n-Heptane	T	Average RF			0.7115	<=15	3.8

Initial Calibration - Summary Report

Calibration ID:	RC1500107	**Instrument ID:**	R-MS-10
		Column Name:	1

Analyte	Type	Curve Fit	Weighting	Min RF	Mean RF	Criteria	Result
n-Heptane	T	Average RF			0.7115	<=20	3.8
n-Propylbenzene	T	Average RF			3.741	<=15	12.3
n-Propylbenzene	T	Average RF			3.741	<=20	12.3
o-Xylene	T	Average RF		0.300	0.6755	<=15	6.0
o-Xylene	T	Average RF		0.300	0.6755	<=20	6.0
sec-Butylbenzene	T	Average RF			3.415	<=15	10.0
sec-Butylbenzene	T	Average RF			3.415	<=20	10.0
tert-Amyl Methyl Ether	T	Average RF			0.9624	<=15	9.6
tert-Amyl Methyl Ether	T	Average RF			0.9624	<=20	9.6
tert-Butylbenzene	T	Average RF			2.382	<=15	9.2
tert-Butylbenzene	T	Average RF			2.382	<=20	9.2
trans-1,2-Dichloroethene	T	Average RF		0.100	0.4501	<=15	4.4
trans-1,2-Dichloroethene	T	Average RF		0.100	0.4501	<=20	4.4
trans-1,3-Dichloropropene	T	Quadratic	1/X2	0.100	0.4071	>=0.99	0.9956
trans-1,3-Dichloropropene	T	Quadratic	1/X2	0.100	0.4071	>=0.995	0.9956
trans-1,3-Dichloropropene	T	Quadratic	1/X2	0.100	0.4071	>=0.99	0.9956
trans-1,4-Dichloro-2-butene	T	Quadratic	1/X2		0.1996	>=0.99	0.9974
trans-1,4-Dichloro-2-butene	T	Quadratic	1/X2		0.1996	>=0.995	0.9974
trans-1,4-Dichloro-2-butene	T	Quadratic	1/X2		0.1996	>=0.99	0.9974
1,2-Dichloroethane-d4	S	Average RF			0.4125	<=15	5.4
1,2-Dichloroethane-d4	S	Average RF			0.4125	<=20	5.4
4-Bromofluorobenzene	S	Average RF			0.4549	<=15	6.3
4-Bromofluorobenzene	S	Average RF			0.4549	<=20	6.3
Dibromofluoromethane	S	Average RF			0.3067	<=15	6.1
Dibromofluoromethane	S	Average RF			0.3067	<=20	6.1
Toluene-d8	S	Average RF			1.139	<=15	6.3
Toluene-d8	S	Average RF			1.139	<=20	6.3

Exceptions

QAP	Method
DOD QSM V4.2 Rochester	8260C

Compound	Type	Criteria	Result
Bromomethane	COD	>= 0.995	0.9921

Initial Calibration - Detailed Report

Calibration ID:	RC1500107	10/19/15	**Instrument ID:** R-MS-10
			Signal ID: 1

#	Lab Code	Sample Name	File Location	Acquisition Date
01	RC1500107-01	0.5 PPB STD	I:\ACQUDATA\msvoa10\data\101915\F3228.D	10/19/15 18:23
02	RC1500107-02	1.0 PPB STD	I:\ACQUDATA\msvoa10\data\101915\F3229.D	10/19/15 18:47
03	RC1500107-03	2.0 PPB STD	I:\ACQUDATA\msvoa10\data\101915\F3230.D	10/19/15 19:11
04	RC1500107-04	5.0 PPB STD	I:\ACQUDATA\msvoa10\data\101915\F3231.D	10/19/15 19:35
05	RC1500107-05	20 PPB STD	I:\ACQUDATA\msvoa10\data\101915\F3232.D	10/19/15 20:00
06	RC1500107-06	50 PPB STD	I:\ACQUDATA\msvoa10\data\101915\F3233.D	10/19/15 20:24
07	RC1500107-07	100 PPB STD	I:\ACQUDATA\msvoa10\data\101915\F3234.D	10/19/15 20:48
08	RC1500107-08	150 PPB STD	I:\ACQUDATA\msvoa10\data\101915\F3235.D	10/19/15 21:13
09	RC1500107-09	200 PPB STD	I:\ACQUDATA\msvoa10\data\101915\F3236.D	10/19/15 21:37

Analyte | **Curve Fit** | **Weighting**

1,1,1,2-Tetrachloroethane — Quadratic — 1/X2 — COD = 0.9990 — $Y = 0.01806 X^2 + 0.3242 X + -0.001000$

#	Amount	RF	#	Amount	RF	#	Amount	RF	#	Amount	RF
01	0.500	0.2348	02	1.000	0.2599	03	2.000	0.2864	04	5.000	0.3157
05	20.000	0.3287	06	50.000	0.3594	07	100.000	0.3733	08	150.000	0.3677
09	200.000	0.3927									

1,1,1-Trichloroethane (TCA) — Average RF — RSD = 9.2 — Average RF = 0.6335

#	Amount	RF	#	Amount	RF	#	Amount	RF	#	Amount	RF
01	0.500	0.6244	02	1.000	0.5103	03	2.000	0.5813	04	5.000	0.6383
05	20.000	0.6590	06	50.000	0.6445	07	100.000	0.6790	08	150.000	0.6562
09	200.000	0.7086									

1,1,2,2-Tetrachloroethane — Average RF — RSD = 8.7 — Average RF = 1.011

#	Amount	RF	#	Amount	RF	#	Amount	RF	#	Amount	RF
01	0.500	1.017	02	1.000	0.8140	03	2.000	0.9339	04	5.000	1.082
05	20.000	1.092	06	50.000	1.066	07	100.000	1.066	08	150.000	1.021
09	200.000	1.011									

1,1,2-Trichloroethane — Average RF — RSD = 4.1 — Average RF = 0.3206

#	Amount	RF	#	Amount	RF	#	Amount	RF	#	Amount	RF
01	0.500	0.2925	02	1.000	0.3115	03	2.000	0.3290	04	5.000	0.3141
05	20.000	0.3366	06	50.000	0.3237	07	100.000	0.3245	08	150.000	0.3315
09	200.000	0.3217									

1,1,2-Trichlorotrifluoroethane — Average RF — RSD = 12.0 — Average RF = 0.4440

#	Amount	RF	#	Amount	RF	#	Amount	RF	#	Amount	RF
01	0.500	0.5737	02	1.000	0.3937	03	2.000	0.4026	04	5.000	0.4511
05	20.000	0.4508	06	50.000	0.4191	07	100.000	0.4444	08	150.000	0.4143
09	200.000	0.4461									

1,1-Dichloroethane (1,1-DCA) — Average RF — RSD = 4.0 — Average RF = 0.9320

#	Amount	RF	#	Amount	RF	#	Amount	RF	#	Amount	RF
01	0.500	0.9159	02	1.000	0.8801	03	2.000	0.9940	04	5.000	0.8971
05	20.000	0.9663	06	50.000	0.9146	07	100.000	0.9546	08	150.000	0.9080
09	200.000	0.9578									

1,1-Dichloroethene (1,1-DCE) — Average RF — RSD = 4.8 — Average RF = 0.3976

#	Amount	RF	#	Amount	RF	#	Amount	RF	#	Amount	RF
01	0.500	0.3738	02	1.000	0.3866	03	2.000	0.3743	04	5.000	0.4179
05	20.000	0.4266	06	50.000	0.3952	07	100.000	0.4031	08	150.000	0.3874
09	200.000	0.4136									

Initial Calibration - Detailed Report

Calibration ID: RC1500107 **Instrument ID:** R-MS-10
Signal ID: 1

Analyte	Curve Fit	Weighting									
1,1-Dichloropropene	Average RF		RSD = 3.3		Average RF = 0.4363						
#	Amount	RF	#	Amount	RF	#	Amount	RF	#	Amount	RF
02	1.000	0.4246	03	2.000	0.4355	04	5.000	0.4611	05	20.000	0.4523
06	50.000	0.4240	07	100.000	0.4328	08	150.000	0.4211	09	200.000	0.4388
1,2,3-Trichlorobenzene	Average RF		RSD = 6.1		Average RF = 1.247						
#	Amount	RF	#	Amount	RF	#	Amount	RF	#	Amount	RF
02	1.000	1.193	03	2.000	1.181	04	5.000	1.259	05	20.000	1.377
06	50.000	1.315	07	100.000	1.295	08	150.000	1.177	09	200.000	1.180
1,2,3-Trichloropropane	Average RF		RSD = 11.3		Average RF = 0.3280						
#	Amount	RF	#	Amount	RF	#	Amount	RF	#	Amount	RF
01	0.500	0.4092	02	1.000	0.2787	03	2.000	0.2995	04	5.000	0.3279
05	20.000	0.3539	06	50.000	0.3235	07	100.000	0.3309	08	150.000	0.3149
09	200.000	0.3129									
1,2,4-Trichlorobenzene	Average RF		RSD = 4.9		Average RF = 1.213						
#	Amount	RF	#	Amount	RF	#	Amount	RF	#	Amount	RF
02	1.000	1.154	03	2.000	1.202	04	5.000	1.225	05	20.000	1.304
06	50.000	1.269	07	100.000	1.248	08	150.000	1.133	09	200.000	1.170
1,2,4-Trimethylbenzene	Average RF		RSD = 7.8		Average RF = 2.705						
#	Amount	RF	#	Amount	RF	#	Amount	RF	#	Amount	RF
02	1.000	2.621	03	2.000	2.836	04	5.000	2.840	05	20.000	3.020
06	50.000	2.757	07	100.000	2.727	08	150.000	2.423	09	200.000	2.413
1,2-Dibromo-3-chloropropane (DBCP)	Quadratic	1/X	COD = 0.9990		$Y = 0.03744 X^2 + 0.2035 X + -0.002232$						
#	Amount	RF	#	Amount	RF	#	Amount	RF	#	Amount	RF
02	1.000	0.1395	03	2.000	0.1427	04	5.000	0.1435	05	20.000	0.2045
06	50.000	0.2505	07	100.000	0.2747						
1,2-Dibromoethane	Average RF		RSD = 11.6		Average RF = 0.3490						
#	Amount	RF	#	Amount	RF	#	Amount	RF	#	Amount	RF
01	0.500	0.2813	02	1.000	0.3225	03	2.000	0.3121	04	5.000	0.3179
05	20.000	0.3733	06	50.000	0.3817	07	100.000	0.3862	08	150.000	0.3780
09	200.000	0.3879									
1,2-Dichloro-1,1,2-trifluoroethane (CFC	Average RF		RSD = 7.6		Average RF = 0.5968						
#	Amount	RF	#	Amount	RF	#	Amount	RF	#	Amount	RF
01	0.500	0.5335	02	1.000	0.5507	03	2.000	0.6239	04	5.000	0.6878
05	20.000	0.5698	06	50.000	0.5818	07	100.000	0.6075	08	150.000	0.6118
09	200.000	0.6043									
1,2-Dichlorobenzene	Average RF		RSD = 5.7		Average RF = 1.574						
#	Amount	RF	#	Amount	RF	#	Amount	RF	#	Amount	RF
02	1.000	1.466	03	2.000	1.639	04	5.000	1.603	05	20.000	1.719
06	50.000	1.584	07	100.000	1.616	08	150.000	1.485	09	200.000	1.481
1,2-Dichloroethane	Average RF		RSD = 6.2		Average RF = 0.5662						
#	Amount	RF	#	Amount	RF	#	Amount	RF	#	Amount	RF
01	0.500	0.5174	02	1.000	0.5009	03	2.000	0.6052	04	5.000	0.5928
05	20.000	0.5948	06	50.000	0.5730	07	100.000	0.5816	08	150.000	0.5654
09	200.000	0.5643									

Initial Calibration - Detailed Report

Calibration ID: RC1500107 **Instrument ID:** R-MS-10
Signal ID: 1

Analyte	Curve Fit	Weighting									
1,2-Dichloroethane-d4	Average RF			RSD = 5.4		Average RF = 0.4125					
#	Amount	RF	#	Amount	RF	#	Amount	RF	#	Amount	RF
04	10.000	0.4413	05	20.000	0.3804	06	50.000	0.4143	07	100.000	0.4199
08	200.000	0.4068									
1,2-Dichloropropane	Average RF			RSD = 2.3		Average RF = 0.3929					
#	Amount	RF	#	Amount	RF	#	Amount	RF	#	Amount	RF
01	0.500	0.4064	02	1.000	0.3820	03	2.000	0.3866	04	5.000	0.4042
05	20.000	0.4014	06	50.000	0.3845	07	100.000	0.3879	08	150.000	0.3889
09	200.000	0.3939									
1,3,5-Trichlorobenzene	Average RF			RSD = 4.5		Average RF = 1.268					
#	Amount	RF	#	Amount	RF	#	Amount	RF	#	Amount	RF
02	1.000	1.220	03	2.000	1.303	04	5.000	1.292	05	20.000	1.326
06	50.000	1.338	07	100.000	1.277	08	150.000	1.194	09	200.000	1.199
1,3,5-Trimethylbenzene	Average RF			RSD = 8.2		Average RF = 2.615					
#	Amount	RF	#	Amount	RF	#	Amount	RF	#	Amount	RF
02	1.000	2.467	03	2.000	2.794	04	5.000	2.796	05	20.000	2.872
06	50.000	2.709	07	100.000	2.621	08	150.000	2.327	09	200.000	2.333
1,3-Dichlorobenzene	Average RF			RSD = 5.1		Average RF = 1.589					
#	Amount	RF	#	Amount	RF	#	Amount	RF	#	Amount	RF
02	1.000	1.590	03	2.000	1.691	04	5.000	1.661	05	20.000	1.661
06	50.000	1.583	07	100.000	1.564	08	150.000	1.457	09	200.000	1.501
1,3-Dichloropropane	Average RF			RSD = 4.2		Average RF = 0.6250					
#	Amount	RF	#	Amount	RF	#	Amount	RF	#	Amount	RF
02	1.000	0.6196	03	2.000	0.6317	04	5.000	0.6311	05	20.000	0.6780
06	50.000	0.6262	07	100.000	0.6201	08	150.000	0.5835	09	200.000	0.6093
1,4-Dichlorobenzene	Average RF			RSD = 5.1		Average RF = 1.612					
#	Amount	RF	#	Amount	RF	#	Amount	RF	#	Amount	RF
02	1.000	1.626	03	2.000	1.745	04	5.000	1.586	05	20.000	1.696
06	50.000	1.609	07	100.000	1.613	08	150.000	1.499	09	200.000	1.521
1,4-Dioxane	Average RF			RSD = 6.4		Average RF = 0.008522					
#	Amount	RF	#	Amount	RF	#	Amount	RF	#	Amount	RF
03	40.000	0.008590	04	100.000	0.007729	05	400.000	0.008278	06	1000.000	0.008378
07	2000.000	0.008552	08	3000.000	0.009564	09	4000.000	0.008560			
1-Butanol	Quadratic	1/X2		COD = 0.9973		$Y = 1.051E\text{-}4\ X^2 + 0.01546\ X + -0.007245$					
#	Amount	RF	#	Amount	RF	#	Amount	RF	#	Amount	RF
02	50.000	0.008805	03	100.000	0.01119	04	250.000	0.01440	05	1000.000	0.01571
06	2500.000	0.02297	07	5000.000	0.02649	08	7500.000	0.03021			
1-Chloro-4-(trifluoromethyl)benzene	Average RF			RSD = 6.7		Average RF = 0.5104					
#	Amount	RF	#	Amount	RF	#	Amount	RF	#	Amount	RF
02	1.000	0.4358	03	2.000	0.5058	04	5.000	0.5138	05	20.000	0.5466
06	50.000	0.5397	07	100.000	0.5256	08	150.000	0.5025	09	200.000	0.5138
2,2-Dichloro-1,1,1-trifluoroethane (CFC	Average RF			RSD = 6.9		Average RF = 0.6186					
#	Amount	RF	#	Amount	RF	#	Amount	RF	#	Amount	RF
01	0.500	0.5493	02	1.000	0.5811	03	2.000	0.6847	04	5.000	0.6538
05	20.000	0.5814	06	50.000	0.6053	07	100.000	0.6413	08	150.000	0.6340
09	200.000	0.6367									

Initial Calibration - Detailed Report

Calibration ID: RC1500107 **Instrument ID:** R-MS-10
Signal ID: 1

Analyte	Curve Fit	Weighting									
2,2-Dichloropropane	Average RF			RSD = 11.1		Average RF = 0.4900					
#	Amount	RF	#	Amount	RF	#	Amount	RF	#	Amount	RF
02	1.000	0.4150	03	2.000	0.4388	04	5.000	0.4685	05	20.000	0.4728
06	50.000	0.4811	07	100.000	0.5373	08	150.000	0.5278	09	200.000	0.5782
2,3,6-Trichlorotoluene	Average RF			RSD = 6.4		Average RF = 0.8566					
#	Amount	RF	#	Amount	RF	#	Amount	RF	#	Amount	RF
02	1.000	0.7737	03	2.000	0.8954	04	5.000	0.8552	05	20.000	0.9284
06	50.000	0.9139	07	100.000	0.8649	08	150.000	0.8005	09	200.000	0.8212
2,4,5-Trichlorotoluene	Average RF			RSD = 6.8		Average RF = 0.9419					
#	Amount	RF	#	Amount	RF	#	Amount	RF	#	Amount	RF
02	1.000	0.8436	03	2.000	0.8794	04	5.000	0.9560	05	20.000	1.017
06	50.000	1.027	07	100.000	0.9728	08	150.000	0.9104	09	200.000	0.9294
2,4-, 2,5-, and 2,6-Dichlorotoluene Coelut	Average RF			RSD = 7.2		Average RF = 1.449					
#	Amount	RF	#	Amount	RF	#	Amount	RF	#	Amount	RF
01	1.500	1.372	02	3.000	1.328	03	6.000	1.464	04	15.000	1.524
05	60.000	1.588	06	150.000	1.579	07	300.000	1.493	08	450.000	1.366
09	600.000	1.325									
2,4-Dichlorobenzotrifluoride	Average RF			RSD = 4.4		Average RF = 0.7466					
#	Amount	RF	#	Amount	RF	#	Amount	RF	#	Amount	RF
02	1.000	0.7051	03	2.000	0.7546	04	5.000	0.7575	05	20.000	0.8009
06	50.000	0.7709	07	100.000	0.7459	08	150.000	0.7034	09	200.000	0.7348
2,5-Dichlorobenzotrifluoride	Average RF			RSD = 5.0		Average RF = 0.8551					
#	Amount	RF	#	Amount	RF	#	Amount	RF	#	Amount	RF
02	1.000	0.8282	03	2.000	0.8844	04	5.000	0.8719	05	20.000	0.9166
06	50.000	0.8891	07	100.000	0.8483	08	150.000	0.8130	09	200.000	0.7893
2-Butanone (MEK)	Average RF			RSD = 5.5		Average RF = 0.6403					
#	Amount	RF	#	Amount	RF	#	Amount	RF	#	Amount	RF
04	5.000	0.6439	05	20.000	0.5890	06	50.000	0.6152	07	100.000	0.6456
08	150.000	0.6901	09	200.000	0.6579						
2-Chloro-1,3-butadiene	Average RF			RSD = 6.0		Average RF = 1.123					
#	Amount	RF	#	Amount	RF	#	Amount	RF	#	Amount	RF
01	0.500	1.039	02	1.000	1.014	03	2.000	1.105	04	5.000	1.208
05	20.000	1.104	06	50.000	1.120	07	100.000	1.194	08	150.000	1.130
09	200.000	1.192									
2-Chlorobenzotrifluoride	Average RF			RSD = 3.4		Average RF = 0.5946					
#	Amount	RF	#	Amount	RF	#	Amount	RF	#	Amount	RF
02	1.000	0.6151	03	2.000	0.6242	04	5.000	0.5573	05	20.000	0.5911
06	50.000	0.6025	07	100.000	0.5923	08	150.000	0.5851	09	200.000	0.5895
2-Chloroethyl Vinyl Ether	Average RF			RSD = 8.3		Average RF = 0.3080					
#	Amount	RF	#	Amount	RF	#	Amount	RF	#	Amount	RF
02	1.000	0.2699	03	2.000	0.2744	04	5.000	0.3176	05	20.000	0.2949
06	50.000	0.3120	07	100.000	0.3276	08	150.000	0.3379	09	200.000	0.3299
2-Chlorotoluene	Average RF			RSD = 7.7		Average RF = 2.167					
#	Amount	RF	#	Amount	RF	#	Amount	RF	#	Amount	RF
02	1.000	2.108	03	2.000	2.294	04	5.000	2.263	05	20.000	2.407
06	50.000	2.229	07	100.000	2.151	08	150.000	1.916	09	200.000	1.965

Initial Calibration - Detailed Report

Calibration ID: RC1500107 **Instrument ID:** R-MS-10
Signal ID: 1

Analyte **Curve Fit** **Weighting**

2-Hexanone Average RF RSD = 5.8 Average RF = 0.7105

#	Amount	RF	#	Amount	RF	#	Amount	RF	#	Amount	RF
04	5.000	0.6733	05	20.000	0.6637	06	50.000	0.7013	07	100.000	0.7106
08	150.000	0.7723	09	200.000	0.7419						

2-Methyl-1-propanol Quadratic 1/X2 COD = 0.9996 Y = 4.502E-4 X² + 0.03341 X + -0.007402

#	Amount	RF	#	Amount	RF	#	Amount	RF	#	Amount	RF
03	40.000	0.02479	04	100.000	0.03005	05	400.000	0.03468	06	1000.000	0.04430
07	2000.000	0.05114	08	3000.000	0.05980						

2-Methyl-2-propanol Quadratic 1/X2 COD = 0.9995 Y = 8.173E-4 X² + 0.09024 X + -0.01730

#	Amount	RF	#	Amount	RF	#	Amount	RF	#	Amount	RF
03	40.000	0.06902	04	100.000	0.08447	05	400.000	0.09065	06	1000.000	0.1107
07	2000.000	0.1200	08	3000.000	0.1395						

2-Nitropropane Quadratic 1/X2 COD = 0.9952 Y = 0.008447 X² + 0.07542 X + -2.852E-4

#	Amount	RF	#	Amount	RF	#	Amount	RF	#	Amount	RF
02	2.000	0.07132	03	4.000	0.07003	04	10.000	0.06767	05	40.000	0.08233
06	100.000	0.09612	07	200.000	0.1152	08	300.000	0.1307	09	400.000	0.1356

2-Propanol Quadratic 1/X2 COD = 0.9998 Y = 7.542E-4 X² + 0.07253 X + -0.006518

#	Amount	RF	#	Amount	RF	#	Amount	RF	#	Amount	RF
03	40.000	0.06436	04	100.000	0.07301	05	400.000	0.07400	06	1000.000	0.09046
07	2000.000	0.1013	08	3000.000	0.1179						

3,4- and 2,3-Dichlorotoluene Coelution Average RF RSD = 8.4 Average RF = 1.622

#	Amount	RF	#	Amount	RF	#	Amount	RF	#	Amount	RF
01	1.000	1.559	02	2.000	1.478	03	4.000	1.641	04	10.000	1.739
05	40.000	1.781	06	100.000	1.790	07	200.000	1.683	08	300.000	1.505
09	400.000	1.423									

3,4-Dichlorobenzotrifluoride Average RF RSD = 5.5 Average RF = 0.8293

#	Amount	RF	#	Amount	RF	#	Amount	RF	#	Amount	RF
02	1.000	0.8835	03	2.000	0.8459	04	5.000	0.8575	05	20.000	0.8718
06	50.000	0.8292	07	100.000	0.8170	08	150.000	0.7609	09	200.000	0.7688

3-Chloro-1-propene Average RF RSD = 6.5 Average RF = 0.2277

#	Amount	RF	#	Amount	RF	#	Amount	RF	#	Amount	RF
01	0.500	0.2277	02	1.000	0.2029	03	2.000	0.2100	04	5.000	0.2180
05	20.000	0.2408	06	50.000	0.2287	07	100.000	0.2391	08	150.000	0.2348
09	200.000	0.2471									

3-Chlorobenzotrifluoride Average RF RSD = 4.2 Average RF = 0.6000

#	Amount	RF	#	Amount	RF	#	Amount	RF	#	Amount	RF
02	1.000	0.6043	03	2.000	0.6355	04	5.000	0.6155	05	20.000	0.6032
06	50.000	0.6197	07	100.000	0.5850	08	150.000	0.5576	09	200.000	0.5789

3-Chlorotoluene Average RF RSD = 8.1 Average RF = 2.282

#	Amount	RF	#	Amount	RF	#	Amount	RF	#	Amount	RF
02	1.000	2.160	03	2.000	2.512	04	5.000	2.388	05	20.000	2.448
06	50.000	2.393	07	100.000	2.271	08	150.000	2.064	09	200.000	2.016

4-Bromofluorobenzene Average RF RSD = 6.3 Average RF = 0.4549

#	Amount	RF	#	Amount	RF	#	Amount	RF	#	Amount	RF
04	10.000	0.4607	05	20.000	0.4093	06	50.000	0.4485	07	100.000	0.4717
08	200.000	0.4845									

Initial Calibration - Detailed Report

Calibration ID: RC1500107 **Instrument ID:** R-MS-10
Signal ID: 1

Analyte **Curve Fit** **Weighting**

4-Chlorotoluene Average RF RSD = 8.2 Average RF = 2.578

#	Amount	RF	#	Amount	RF	#	Amount	RF	#	Amount	RF
02	1.000	2.536	03	2.000	2.861	04	5.000	2.724	05	20.000	2.787
06	50.000	2.578	07	100.000	2.554	08	150.000	2.288	09	200.000	2.299

4-Isopropyltoluene Average RF RSD = 7.6 Average RF = 2.775

#	Amount	RF	#	Amount	RF	#	Amount	RF	#	Amount	RF
02	1.000	2.713	03	2.000	2.668	04	5.000	2.925	05	20.000	3.119
06	50.000	2.881	07	100.000	2.863	08	150.000	2.521	09	200.000	2.513

4-Methyl-2-pentanone Average RF RSD = 6.5 Average RF = 0.8337

#	Amount	RF	#	Amount	RF	#	Amount	RF	#	Amount	RF
03	2.000	0.7834	04	5.000	0.8042	05	20.000	0.7913	06	50.000	0.8073
07	100.000	0.8587	08	150.000	0.9382	09	200.000	0.8528			

Acetone Average RF RSD = 8.2 Average RF = 0.4508

#	Amount	RF	#	Amount	RF	#	Amount	RF	#	Amount	RF
04	5.000	0.5234	05	20.000	0.4267	06	50.000	0.4434	07	100.000	0.4249
08	150.000	0.4525	09	200.000	0.4341						

Acetonitrile Average RF RSD = 1.8 Average RF = 0.1104

#	Amount	RF	#	Amount	RF	#	Amount	RF	#	Amount	RF
03	10.000	0.1129	04	25.000	0.1087	05	100.000	0.1130	06	250.000	0.1110
07	500.000	0.1090	08	750.000	0.1100	09	1000.000	0.1078			

Acrolein Average RF RSD = 7.1 Average RF = 0.1730

#	Amount	RF	#	Amount	RF	#	Amount	RF	#	Amount	RF
02	5.000	0.1482	03	10.000	0.1640	04	25.000	0.1818	05	100.000	0.1701
06	250.000	0.1764	07	500.000	0.1782	08	750.000	0.1871	09	1000.000	0.1779

Acrylonitrile Average RF RSD = 5.4 Average RF = 0.4218

#	Amount	RF	#	Amount	RF	#	Amount	RF	#	Amount	RF
01	2.500	0.4092	02	5.000	0.3718	03	10.000	0.4104	04	25.000	0.4340
05	100.000	0.4415	06	250.000	0.4443	07	500.000	0.4346	08	750.000	0.4333
09	1000.000	0.4170									

Benzene Average RF RSD = 5.6 Average RF = 1.333

#	Amount	RF	#	Amount	RF	#	Amount	RF	#	Amount	RF
01	0.500	1.285	02	1.000	1.237	03	2.000	1.412	04	5.000	1.442
05	20.000	1.426	06	50.000	1.310	07	100.000	1.315	08	150.000	1.271
09	200.000	1.297									

Bromobenzene Average RF RSD = 7.3 Average RF = 0.8385

#	Amount	RF	#	Amount	RF	#	Amount	RF	#	Amount	RF
02	1.000	0.8921	03	2.000	0.8168	04	5.000	0.8723	05	20.000	0.9392
06	50.000	0.8371	07	100.000	0.8201	08	150.000	0.7514	09	200.000	0.7793

Bromochloromethane Average RF RSD = 3.8 Average RF = 0.3397

#	Amount	RF	#	Amount	RF	#	Amount	RF	#	Amount	RF
02	1.000	0.3586	03	2.000	0.3131	04	5.000	0.3389	05	20.000	0.3453
06	50.000	0.3337	07	100.000	0.3448	08	150.000	0.3380	09	200.000	0.3451

Initial Calibration - Detailed Report

Calibration ID: RC1500107 **Instrument ID:** R-MS-10
Signal ID: 1

Analyte **Curve Fit** **Weighting**

Bromodichloromethane Average RF RSD = 10.2 Average RF = 0.3922

#	Amount	RF	#	Amount	RF	#	Amount	RF	#	Amount	RF
01	0.500	0.3711	02	1.000	0.3196	03	2.000	0.3557	04	5.000	0.3746
05	20.000	0.4033	06	50.000	0.4042	07	100.000	0.4317	08	150.000	0.4326
09	200.000	0.4375									

Bromoform Quadratic 1/X2 COD = 0.9969 $Y = 0.03156 X^2 + 0.2235 X + -9.933E-4$

#	Amount	RF	#	Amount	RF	#	Amount	RF	#	Amount	RF
02	1.000	0.1814	03	2.000	0.1920	04	5.000	0.1992	05	20.000	0.2372
06	50.000	0.2623	07	100.000	0.2989	08	150.000	0.3264	09	200.000	0.3347

Bromomethane Quadratic 1/X COD = 0.9921 $Y = -0.07118 X^2 + 0.4009 X + 0.001103$

#	Amount	RF	#	Amount	RF	#	Amount	RF	#	Amount	RF
01	0.500	0.3910	02	1.000	0.4613	03	2.000	0.4698	04	5.000	0.4685
05	20.000	0.4071	06	50.000	0.2969	07	100.000	0.2661			

Carbon Disulfide Average RF RSD = 5.3 Average RF = 1.165

#	Amount	RF	#	Amount	RF	#	Amount	RF	#	Amount	RF
01	0.500	1.085	02	1.000	1.107	03	2.000	1.109	04	5.000	1.165
05	20.000	1.156	06	50.000	1.157	07	100.000	1.255	08	150.000	1.197
09	200.000	1.255									

Carbon Tetrachloride Average RF RSD = 13.4 Average RF = 0.1137

#	Amount	RF	#	Amount	RF	#	Amount	RF	#	Amount	RF
01	0.500	0.09089	02	1.000	0.09970	03	2.000	0.1180	04	5.000	0.1047
05	20.000	0.1030	06	50.000	0.1156	07	100.000	0.1268	08	150.000	0.1268
09	200.000	0.1375									

Chlorobenzene Average RF RSD = 5.9 Average RF = 1.054

#	Amount	RF	#	Amount	RF	#	Amount	RF	#	Amount	RF
01	0.500	1.132	02	1.000	1.126	03	2.000	1.092	04	5.000	1.071
05	20.000	1.083	06	50.000	1.016	07	100.000	1.022	08	150.000	0.9500
09	200.000	0.9941									

Chloroethane Average RF RSD = 6.6 Average RF = 0.4156

#	Amount	RF	#	Amount	RF	#	Amount	RF	#	Amount	RF
01	0.500	0.4480	02	1.000	0.3769	03	2.000	0.3702	04	5.000	0.4403
05	20.000	0.4375	06	50.000	0.4164	07	100.000	0.4181	08	150.000	0.4045
09	200.000	0.4281									

Chloroform Average RF RSD = 3.7 Average RF = 0.8370

#	Amount	RF	#	Amount	RF	#	Amount	RF	#	Amount	RF
01	0.500	0.8032	02	1.000	0.8567	03	2.000	0.8491	04	5.000	0.8154
05	20.000	0.9021	06	50.000	0.8210	07	100.000	0.8433	08	150.000	0.8034
09	200.000	0.8392									

Chloromethane Average RF RSD = 3.6 Average RF = 1.205

#	Amount	RF	#	Amount	RF	#	Amount	RF	#	Amount	RF
01	0.500	1.187	02	1.000	1.166	03	2.000	1.255	04	5.000	1.165
05	20.000	1.269	06	50.000	1.215	07	100.000	1.247	08	150.000	1.188
09	200.000	1.149									

Cyclohexane Average RF RSD = 3.6 Average RF = 0.5312

#	Amount	RF	#	Amount	RF	#	Amount	RF	#	Amount	RF
02	1.000	0.5430	03	2.000	0.5026	04	5.000	0.5649	05	20.000	0.5183
06	50.000	0.5187	07	100.000	0.5315	08	150.000	0.5407	09	200.000	0.5295

Initial Calibration - Detailed Report

Calibration ID: RC1500107 **Instrument ID:** R-MS-10
Signal ID: 1

Analyte **Curve Fit** **Weighting**

Cyclohexanone Average RF RSD = 9.3 Average RF = 0.1155

#	Amount	RF	#	Amount	RF	#	Amount	RF	#	Amount	RF
02	20.000	0.09679	03	40.000	0.1137	04	100.000	0.1246	05	400.000	0.1250
06	1000.000	0.1265	07	2000.000	0.1193	08	3000.000	0.1141	09	4000.000	0.1037

Dibromochloromethane Quadratic 1/X2 COD = 0.9975 $Y = 0.02835 X^2 + 0.3181 X + -2.404E-4$

#	Amount	RF	#	Amount	RF	#	Amount	RF	#	Amount	RF
01	0.500	0.3158	02	1.000	0.2769	03	2.000	0.2921	04	5.000	0.2964
05	20.000	0.3555	06	50.000	0.3684	07	100.000	0.3991	08	150.000	0.3954
09	200.000	0.4178									

Dibromofluoromethane Average RF RSD = 6.1 Average RF = 0.3067

#	Amount	RF	#	Amount	RF	#	Amount	RF	#	Amount	RF
04	10.000	0.3231	05	20.000	0.2756	06	50.000	0.3085	07	100.000	0.3199
08	200.000	0.3066									

Dibromomethane Average RF RSD = 9.8 Average RF = 0.2139

#	Amount	RF	#	Amount	RF	#	Amount	RF	#	Amount	RF
01	0.500	0.1976	02	1.000	0.2163	03	2.000	0.1666	04	5.000	0.2099
05	20.000	0.2380	06	50.000	0.2212	07	100.000	0.2249	08	150.000	0.2231
09	200.000	0.2278									

Dichlorodifluoromethane (CFC 12) Average RF RSD = 6.8 Average RF = 0.7191

#	Amount	RF	#	Amount	RF	#	Amount	RF	#	Amount	RF
01	0.500	0.6413	02	1.000	0.6959	03	2.000	0.6700	04	5.000	0.6818
05	20.000	0.7813	06	50.000	0.7457	07	100.000	0.7762	08	150.000	0.7338
09	200.000	0.7459									

Dichlorofluoromethane (CFC 21) Average RF RSD = 7.4 Average RF = 0.9644

#	Amount	RF	#	Amount	RF	#	Amount	RF	#	Amount	RF
01	0.500	0.8589	02	1.000	0.8721	03	2.000	0.9493	04	5.000	1.082
05	20.000	0.9332	06	50.000	0.9658	07	100.000	1.006	08	150.000	1.023
09	200.000	0.9896									

Dichloromethane Average RF RSD = 14.8 Average RF = 0.5197

#	Amount	RF	#	Amount	RF	#	Amount	RF	#	Amount	RF
01	0.500	0.7106	02	1.000	0.4538	03	2.000	0.5495	04	5.000	0.5205
05	20.000	0.5037	06	50.000	0.4810	07	100.000	0.4893	08	150.000	0.4729
09	200.000	0.4963									

Diethyl Ether Average RF RSD = 5.7 Average RF = 0.5802

#	Amount	RF	#	Amount	RF	#	Amount	RF	#	Amount	RF
02	1.000	0.6294	03	2.000	0.5167	04	5.000	0.5684	05	20.000	0.6089
06	50.000	0.5854	07	100.000	0.5872	08	150.000	0.5711	09	200.000	0.5747

Diisopropyl Ether Average RF RSD = 3.5 Average RF = 2.681

#	Amount	RF	#	Amount	RF	#	Amount	RF	#	Amount	RF
02	1.000	2.563	03	2.000	2.715	04	5.000	2.829	05	20.000	2.593
06	50.000	2.596	07	100.000	2.768	08	150.000	2.708	09	200.000	2.678

Ethyl Methacrylate Quadratic 1/X2 COD = 0.9969 $Y = 0.06218 X^2 + 0.4391 X + -1.633E-4$

#	Amount	RF	#	Amount	RF	#	Amount	RF	#	Amount	RF
01	0.500	0.4711	02	1.000	0.3460	03	2.000	0.4103	04	5.000	0.4538
05	20.000	0.4919	06	50.000	0.5397	07	100.000	0.5772	08	150.000	0.6001

Initial Calibration - Detailed Report

Calibration ID: RC1500107 **Instrument ID:** R-MS-10
Signal ID: 1

Analyte	Curve Fit	Weighting									
Ethyl tert-Butyl Ether	Average RF			RSD = 9.5		Average RF = 1.738					
#	Amount	RF	#	Amount	RF	#	Amount	RF	#	Amount	RF
02	1.000	1.436	03	2.000	1.716	04	5.000	1.713	05	20.000	1.611
06	50.000	1.725	07	100.000	1.871	08	150.000	1.900	09	200.000	1.933
Ethylbenzene	Average RF			RSD = 11.3		Average RF = 0.5326					
#	Amount	RF	#	Amount	RF	#	Amount	RF	#	Amount	RF
01	0.500	0.3822	02	1.000	0.5691	03	2.000	0.5555	04	5.000	0.5672
05	20.000	0.5768	06	50.000	0.5368	07	100.000	0.5507	08	150.000	0.5074
09	200.000	0.5476									
Hexachlorobutadiene	Average RF			RSD = 9.1		Average RF = 0.5329					
#	Amount	RF	#	Amount	RF	#	Amount	RF	#	Amount	RF
01	0.500	0.5927	02	1.000	0.4374	03	2.000	0.5826	04	5.000	0.5606
05	20.000	0.5562	06	50.000	0.5189	07	100.000	0.5413	08	150.000	0.4953
09	200.000	0.5114									
Iodomethane	Quadratic	1/X2		COD = 0.9954		$Y = 0.02403 X^2 + 0.6731 X + -0.05096$					
#	Amount	RF	#	Amount	RF	#	Amount	RF	#	Amount	RF
04	5.000	0.1762	05	20.000	0.4940	06	50.000	0.6816	07	100.000	0.7501
08	150.000	0.6934	09	200.000	0.7523						
Isopropylbenzene (Cumene)	Average RF			RSD = 6.2		Average RF = 1.763					
#	Amount	RF	#	Amount	RF	#	Amount	RF	#	Amount	RF
02	1.000	1.695	03	2.000	1.840	04	5.000	1.864	05	20.000	1.918
06	50.000	1.765	07	100.000	1.776	08	150.000	1.615	09	200.000	1.632
Methacrylonitrile	Average RF			RSD = 7.6		Average RF = 0.3097					
#	Amount	RF	#	Amount	RF	#	Amount	RF	#	Amount	RF
02	1.000	0.3038	03	2.000	0.2549	04	5.000	0.3310	05	20.000	0.3153
06	50.000	0.3162	07	100.000	0.3139	08	150.000	0.3255	09	200.000	0.3172
Methyl Acetate	Average RF			RSD = 4.2		Average RF = 0.9241					
#	Amount	RF	#	Amount	RF	#	Amount	RF	#	Amount	RF
03	2.000	0.8891	04	5.000	0.9191	05	20.000	0.8635	06	50.000	0.9333
07	100.000	0.9399	08	150.000	0.9847	09	200.000	0.9392			
Methyl Methacrylate	Average RF			RSD = 10.0		Average RF = 0.3085					
#	Amount	RF	#	Amount	RF	#	Amount	RF	#	Amount	RF
01	0.500	0.3289	02	1.000	0.2640	03	2.000	0.2636	04	5.000	0.2831
05	20.000	0.3119	06	50.000	0.3133	07	100.000	0.3327	08	150.000	0.3431
09	200.000	0.3364									
Methyl tert-Butyl Ether	Average RF			RSD = 5.2		Average RF = 1.623					
#	Amount	RF	#	Amount	RF	#	Amount	RF	#	Amount	RF
01	0.500	1.563	02	1.000	1.425	03	2.000	1.643	04	5.000	1.611
05	20.000	1.690	06	50.000	1.654	07	100.000	1.683	08	150.000	1.660
09	200.000	1.681									
Methylcyclohexane	Average RF			RSD = 2.9		Average RF = 0.5964					
#	Amount	RF	#	Amount	RF	#	Amount	RF	#	Amount	RF
02	1.000	0.6105	03	2.000	0.5639	04	5.000	0.6078	05	20.000	0.5893
06	50.000	0.5777	07	100.000	0.6089	08	150.000	0.6085	09	200.000	0.6045

Initial Calibration - Detailed Report

Calibration ID:	RC1500107	**Instrument ID:**	R-MS-10
		Signal ID:	1

Analyte	**Curve Fit**	**Weighting**									
Naphthalene	Average RF			RSD = 9.7		Average RF = 3.639					
#	Amount	RF	#	Amount	RF	#	Amount	RF	#	Amount	RF
02	1.000	3.431	03	2.000	3.540	04	5.000	3.875	05	20.000	4.068
06	50.000	4.032	07	100.000	3.769	08	150.000	3.307	09	200.000	3.086
Propionitrile	Average RF			RSD = 8.6		Average RF = 0.1710					
#	Amount	RF	#	Amount	RF	#	Amount	RF	#	Amount	RF
01	2.500	0.1448	02	5.000	0.1604	03	10.000	0.1554	04	25.000	0.1760
05	100.000	0.1711	06	250.000	0.1807	07	500.000	0.1775	08	750.000	0.1911
09	1000.000	0.1817									
Styrene	Average RF			RSD = 3.1		Average RF = 1.163					
#	Amount	RF	#	Amount	RF	#	Amount	RF	#	Amount	RF
01	0.500	1.167	02	1.000	1.112	03	2.000	1.190	04	5.000	1.174
05	20.000	1.226	06	50.000	1.165	07	100.000	1.179	08	150.000	1.114
09	200.000	1.141									
Tetrachloroethene (PCE)	Average RF			RSD = 5.8		Average RF = 0.3091					
#	Amount	RF	#	Amount	RF	#	Amount	RF	#	Amount	RF
01	0.500	0.3390	02	1.000	0.3212	03	2.000	0.3104	04	5.000	0.3033
05	20.000	0.3280	06	50.000	0.2954	07	100.000	0.3012	08	150.000	0.2800
09	200.000	0.3036									
Tetrahydrofuran (THF)	Average RF			RSD = 4.3		Average RF = 0.4155					
#	Amount	RF	#	Amount	RF	#	Amount	RF	#	Amount	RF
03	2.000	0.3967	04	5.000	0.3970	05	20.000	0.4002	06	50.000	0.4290
07	100.000	0.4362	08	150.000	0.4342	09	200.000	0.4155			
Toluene	Average RF			RSD = 6.7		Average RF = 1.369					
#	Amount	RF	#	Amount	RF	#	Amount	RF	#	Amount	RF
01	0.500	1.187	02	1.000	1.319	03	2.000	1.496	04	5.000	1.414
05	20.000	1.468	06	50.000	1.375	07	100.000	1.404	08	150.000	1.329
09	200.000	1.328									
Toluene-d8	Average RF			RSD = 6.3		Average RF = 1.139					
#	Amount	RF	#	Amount	RF	#	Amount	RF	#	Amount	RF
04	10.000	1.241	05	20.000	1.049	06	50.000	1.160	07	100.000	1.146
08	200.000	1.101									
Trichloroethene (TCE)	Average RF			RSD = 6.8		Average RF = 0.3427					
#	Amount	RF	#	Amount	RF	#	Amount	RF	#	Amount	RF
01	0.500	0.3325	02	1.000	0.3019	03	2.000	0.3139	04	5.000	0.3734
05	20.000	0.3653	06	50.000	0.3494	07	100.000	0.3526	08	150.000	0.3398
09	200.000	0.3555									
Trichlorofluoromethane (CFC 11)	Average RF			RSD = 4.6		Average RF = 0.7168					
#	Amount	RF	#	Amount	RF	#	Amount	RF	#	Amount	RF
01	0.500	0.6921	02	1.000	0.6688	03	2.000	0.7014	04	5.000	0.6966
05	20.000	0.7686	06	50.000	0.7322	07	100.000	0.7530	08	150.000	0.6983
09	200.000	0.7402									
Vinyl Acetate	Quadratic	1/X2		COD = 0.9989		Y = 0.006529 X^2 + 0.1015 X + -9.218E-4					
#	Amount	RF	#	Amount	RF	#	Amount	RF	#	Amount	RF
02	1.000	0.05592	03	2.000	0.07657	04	5.000	0.09715	05	20.000	0.09756
06	50.000	0.1049	07	100.000	0.1194	08	150.000	0.1219	09	200.000	0.1247

Initial Calibration - Detailed Report

Calibration ID: RC1500107 **Instrument ID:** R-MS-10
Signal ID: 1

Vinyl Chloride — Curve Fit: Average RF — Weighting: — RSD = 4.7 — Average RF = 0.8349

#	Amount	RF	#	Amount	RF	#	Amount	RF	#	Amount	RF
01	0.500	0.7526	02	1.000	0.8531	03	2.000	0.8375	04	5.000	0.8218
05	20.000	0.9010	06	50.000	0.8323	07	100.000	0.8586	08	150.000	0.8220
09	200.000	0.8355									

cis-1,2-Dichloroethene — Curve Fit: Average RF — Weighting: — RSD = 4.3 — Average RF = 0.5060

#	Amount	RF	#	Amount	RF	#	Amount	RF	#	Amount	RF
01	0.500	0.5443	02	1.000	0.5333	03	2.000	0.4948	04	5.000	0.5028
05	20.000	0.5137	06	50.000	0.4834	07	100.000	0.4998	08	150.000	0.4765
09	200.000	0.5058									

cis-1,3-Dichloropropene — Curve Fit: Average RF — Weighting: — RSD = 15.0 — Average RF = 0.4736

#	Amount	RF	#	Amount	RF	#	Amount	RF	#	Amount	RF
01	0.500	0.3590	02	1.000	0.3928	03	2.000	0.4151	04	5.000	0.4490
05	20.000	0.5065	06	50.000	0.5147	07	100.000	0.5394	08	150.000	0.5392
09	200.000	0.5463									

m,p-Xylenes — Curve Fit: Average RF — Weighting: — RSD = 6.3 — Average RF = 0.6810

#	Amount	RF	#	Amount	RF	#	Amount	RF	#	Amount	RF
01	1.000	0.7609	02	2.000	0.6556	03	4.000	0.6758	04	10.000	0.6910
05	40.000	0.7296	06	100.000	0.6760	07	200.000	0.6742	08	300.000	0.6174
09	400.000	0.6481									

n-Butyl Acetate — Curve Fit: Quadratic — Weighting: 1/X — COD = 0.9979 — $Y = 0.01716 X^2 + 1.227 X + -0.01376$

#	Amount	RF	#	Amount	RF	#	Amount	RF	#	Amount	RF
02	1.000	0.7456	03	2.000	0.9010	04	5.000	0.9525	05	20.000	1.099
06	50.000	1.198	07	100.000	1.285	08	150.000	1.326	09	200.000	1.258

n-Butylbenzene — Curve Fit: Average RF — Weighting: — RSD = 6.2 — Average RF = 2.584

#	Amount	RF	#	Amount	RF	#	Amount	RF	#	Amount	RF
02	1.000	2.497	03	2.000	2.544	04	5.000	2.660	05	20.000	2.873
06	50.000	2.642	07	100.000	2.672	08	150.000	2.405	09	200.000	2.382

n-Heptane — Curve Fit: Average RF — Weighting: — RSD = 3.8 — Average RF = 0.7115

#	Amount	RF	#	Amount	RF	#	Amount	RF	#	Amount	RF
02	1.000	0.7139	03	2.000	0.7337	04	5.000	0.7212	05	20.000	0.7557
06	50.000	0.6923	07	100.000	0.7116	08	150.000	0.6687	09	200.000	0.6945

n-Propylbenzene — Curve Fit: Average RF — Weighting: — RSD = 12.3 — Average RF = 3.741

#	Amount	RF	#	Amount	RF	#	Amount	RF	#	Amount	RF
02	1.000	3.696	03	2.000	4.139	04	5.000	4.136	05	20.000	4.276
06	50.000	3.850	07	100.000	3.665	08	150.000	3.107	09	200.000	3.056

o-Xylene — Curve Fit: Average RF — Weighting: — RSD = 6.0 — Average RF = 0.6755

#	Amount	RF	#	Amount	RF	#	Amount	RF	#	Amount	RF
01	0.500	0.6089	02	1.000	0.6212	03	2.000	0.7089	04	5.000	0.6857
05	20.000	0.7333	06	50.000	0.6805	07	100.000	0.6964	08	150.000	0.6529
09	200.000	0.6916									

sec-Butylbenzene — Curve Fit: Average RF — Weighting: — RSD = 10.0 — Average RF = 3.415

#	Amount	RF	#	Amount	RF	#	Amount	RF	#	Amount	RF
02	1.000	3.397	03	2.000	3.725	04	5.000	3.597	05	20.000	3.843
06	50.000	3.508	07	100.000	3.410	08	150.000	2.953	09	200.000	2.887

Initial Calibration - Detailed Report

Calibration ID:	RC1500107	**Instrument ID:**	R-MS-10
		Signal ID:	1

Analyte	Curve Fit	Weighting									
tert-Amyl Methyl Ether	Average RF			RSD = 9.6		Average RF = 0.9624					
#	Amount	RF	#	Amount	RF	#	Amount	RF	#	Amount	RF
02	1.000	0.8542	03	2.000	0.8434	04	5.000	0.9383	05	20.000	0.9098
06	50.000	0.9641	07	100.000	1.062	08	150.000	1.068	09	200.000	1.059
tert-Butylbenzene	Average RF			RSD = 9.2		Average RF = 2.382					
#	Amount	RF	#	Amount	RF	#	Amount	RF	#	Amount	RF
02	1.000	2.108	03	2.000	2.541	04	5.000	2.601	05	20.000	2.653
06	50.000	2.442	07	100.000	2.409	08	150.000	2.135	09	200.000	2.169
trans-1,2-Dichloroethene	Average RF			RSD = 4.4		Average RF = 0.4501					
#	Amount	RF	#	Amount	RF	#	Amount	RF	#	Amount	RF
01	0.500	0.4820	02	1.000	0.4257	03	2.000	0.4520	04	5.000	0.4575
05	20.000	0.4725	06	50.000	0.4322	07	100.000	0.4528	08	150.000	0.4237
09	200.000	0.4527									
trans-1,3-Dichloropropene	Quadratic	1/X2		COD = 0.9956		Y = 0.04411 X^2 + 0.3639 X + -4.057E-4					
#	Amount	RF	#	Amount	RF	#	Amount	RF	#	Amount	RF
01	0.500	0.3438	02	1.000	0.3279	03	2.000	0.3132	04	5.000	0.3427
05	20.000	0.4015	06	50.000	0.4413	07	100.000	0.4782	08	150.000	0.5040
09	200.000	0.5116									
trans-1,4-Dichloro-2-butene	Quadratic	1/X2		COD = 0.9974		Y = 0.01800 X^2 + 0.1849 X + -3.081E-4					
#	Amount	RF	#	Amount	RF	#	Amount	RF	#	Amount	RF
01	0.500	0.1635	02	1.000	0.1582	03	2.000	0.1681	04	5.000	0.1692
05	20.000	0.2115	06	50.000	0.2085	07	100.000	0.2247	08	150.000	0.2464
09	200.000	0.2463									

Initial Calibration - Detailed Report

Calibration ID:	RC1500107	**Instrument ID:**	R-MS-10
		Signal ID:	1

Analyte

1,1,1,2-Tetrachloroethane

#	Amount	Calculated Conc	%D	#	Amount	Calculated Conc	%D	#	Amount	Calculated Conc	%D
01	0.500	0.52	3.2	02	1.000	0.96	-4.5	03	2.000	1.92	-4.1
04	5.000	5.00	-0.1	05	20.000	19.99	-0.1	06	50.000	52.52	5.0
07	100.000	103.41	3.4	08	150.000	146.42	-2.4	09	200.000	198.55	-0.7

1,1,1-Trichloroethane (TCA)

#	Amount	Calculated Conc	%D	#	Amount	Calculated Conc	%D	#	Amount	Calculated Conc	%D
01	0.500	0.49	-1.4	02	1.000	0.81	-19.4	03	2.000	1.84	-8.2
04	5.000	5.04	0.8	05	20.000	20.81	4.0	06	50.000	50.87	1.7
07	100.000	107.18	7.2	08	150.000	155.36	3.6	09	200.000	223.71	11.9

1,1,2,2-Tetrachloroethane

#	Amount	Calculated Conc	%D	#	Amount	Calculated Conc	%D	#	Amount	Calculated Conc	%D
01	0.500	0.50	0.5	02	1.000	0.80	-19.5	03	2.000	1.85	-7.7
04	5.000	5.35	7.0	05	20.000	21.60	8.0	06	50.000	52.69	5.4
07	100.000	105.36	5.4	08	150.000	151.47	1.0	09	200.000	199.83	-0.1

1,1,2-Trichloroethane

#	Amount	Calculated Conc	%D	#	Amount	Calculated Conc	%D	#	Amount	Calculated Conc	%D
01	0.500	0.46	-8.7	02	1.000	0.97	-2.8	03	2.000	2.05	2.6
04	5.000	4.90	-2.0	05	20.000	21.00	5.0	06	50.000	50.49	1.0
07	100.000	101.21	1.2	08	150.000	155.10	3.4	09	200.000	200.72	0.4

1,1,2-Trichlorotrifluoroethane

#	Amount	Calculated Conc	%D	#	Amount	Calculated Conc	%D	#	Amount	Calculated Conc	%D
01	0.500	0.65	29.2	02	1.000	0.89	-11.3	03	2.000	1.81	-9.3
04	5.000	5.08	1.6	05	20.000	20.31	1.5	06	50.000	47.19	-5.6
07	100.000	100.10	0.1	08	150.000	139.97	-6.7	09	200.000	200.94	0.5

1,1-Dichloroethane (1,1-DCA)

#	Amount	Calculated Conc	%D	#	Amount	Calculated Conc	%D	#	Amount	Calculated Conc	%D
01	0.500	0.49	-1.7	02	1.000	0.94	-5.6	03	2.000	2.13	6.7
04	5.000	4.81	-3.7	05	20.000	20.73	3.7	06	50.000	49.07	-1.9
07	100.000	102.42	2.4	08	150.000	146.13	-2.6	09	200.000	205.53	2.8

1,1-Dichloroethene (1,1-DCE)

#	Amount	Calculated Conc	%D	#	Amount	Calculated Conc	%D	#	Amount	Calculated Conc	%D
01	0.500	0.47	-6.0	02	1.000	0.97	-2.8	03	2.000	1.88	-5.9
04	5.000	5.26	5.1	05	20.000	21.46	7.3	06	50.000	49.69	-0.6
07	100.000	101.37	1.4	08	150.000	146.14	-2.6	09	200.000	208.07	4.0

1,1-Dichloropropene

#	Amount	Calculated Conc	%D	#	Amount	Calculated Conc	%D	#	Amount	Calculated Conc	%D
02	1.000	0.97	-2.7	03	2.000	2.00	-0.2	04	5.000	5.28	5.7
05	20.000	20.73	3.7	06	50.000	48.60	-2.8	07	100.000	99.21	-0.8
08	150.000	144.77	-3.5	09	200.000	201.15	0.6				

Initial Calibration - Detailed Report

Calibration ID:	RC1500107	**Instrument ID:**	R-MS-10
		Signal ID:	1

Analyte

1,2,3-Trichlorobenzene

#	Amount	Calculated Conc	%D	#	Amount	Calculated Conc	%D	#	Amount	Calculated Conc	%D
02	1.000	0.96	-4.3	03	2.000	1.89	-5.3	04	5.000	5.05	0.9
05	20.000	22.08	10.4	06	50.000	52.71	5.4	07	100.000	103.87	3.9
08	150.000	141.55	-5.6	09	200.000	189.24	-5.4				

1,2,3-Trichloropropane

#	Amount	Calculated Conc	%D	#	Amount	Calculated Conc	%D	#	Amount	Calculated Conc	%D
01	0.500	0.62	24.8	02	1.000	0.85	-15.0	03	2.000	1.83	-8.7
04	5.000	5.00	0.0	05	20.000	21.58	7.9	06	50.000	49.33	-1.3
07	100.000	100.89	0.9	08	150.000	144.05	-4.0	09	200.000	190.80	-4.6

1,2,4-Trichlorobenzene

#	Amount	Calculated Conc	%D	#	Amount	Calculated Conc	%D	#	Amount	Calculated Conc	%D
02	1.000	0.95	-4.9	03	2.000	1.98	-0.9	04	5.000	5.05	1.0
05	20.000	21.50	7.5	06	50.000	52.31	4.6	07	100.000	102.85	2.9
08	150.000	140.11	-6.6	09	200.000	192.82	-3.6				

1,2,4-Trimethylbenzene

#	Amount	Calculated Conc	%D	#	Amount	Calculated Conc	%D	#	Amount	Calculated Conc	%D
02	1.000	0.97	-3.1	03	2.000	2.10	4.8	04	5.000	5.25	5.0
05	20.000	22.33	11.7	06	50.000	50.97	1.9	07	100.000	100.84	0.8
08	150.000	134.36	-10.4	09	200.000	178.44	-10.8				

1,2-Dibromo-3-chloropropane (DBCP)

#	Amount	Calculated Conc	%D	#	Amount	Calculated Conc	%D	#	Amount	Calculated Conc	%D
02	1.000	1.23	22.9	03	2.000	1.94	-3.1	04	5.000	4.02	-19.7
05	20.000	19.28	-3.6	06	50.000	52.12	4.2	07	100.000	99.28	-0.7

1,2-Dibromoethane

#	Amount	Calculated Conc	%D	#	Amount	Calculated Conc	%D	#	Amount	Calculated Conc	%D
01	0.500	0.40	-19.4	02	1.000	0.92	-7.6	03	2.000	1.79	-10.6
04	5.000	4.55	-8.9	05	20.000	21.39	7.0	06	50.000	54.69	9.4
07	100.000	110.65	10.7	08	150.000	162.47	8.3	09	200.000	222.33	11.2

1,2-Dichloro-1,1,2-trifluoroethane (CFC

#	Amount	Calculated Conc	%D	#	Amount	Calculated Conc	%D	#	Amount	Calculated Conc	%D
01	0.500	0.45	-10.6	02	1.000	0.92	-7.7	03	2.000	2.09	4.5
04	5.000	5.76	15.3	05	20.000	19.10	-4.5	06	50.000	48.74	-2.5
07	100.000	101.79	1.8	08	150.000	153.78	2.5	09	200.000	202.52	1.3

1,2-Dichlorobenzene

#	Amount	Calculated Conc	%D	#	Amount	Calculated Conc	%D	#	Amount	Calculated Conc	%D
02	1.000	0.93	-6.8	03	2.000	2.08	4.1	04	5.000	5.09	1.9
05	20.000	21.84	9.2	06	50.000	50.30	0.6	07	100.000	102.67	2.7
08	150.000	141.52	-5.7	09	200.000	188.13	-5.9				

Initial Calibration - Detailed Report

Calibration ID:	RC1500107	**Instrument ID:**	R-MS-10
		Signal ID:	1

Analyte

1,2-Dichloroethane

#	Amount	Calculated Conc	%D	#	Amount	Calculated Conc	%D	#	Amount	Calculated Conc	%D
01	0.500	0.46	-8.6	02	1.000	0.88	-11.5	03	2.000	2.14	6.9
04	5.000	5.24	4.7	05	20.000	21.01	5.1	06	50.000	50.60	1.2
07	100.000	102.73	2.7	08	150.000	149.80	-0.1	09	200.000	199.35	-0.3

1,2-Dichloroethane-d4

#	Amount	Calculated Conc	%D	#	Amount	Calculated Conc	%D	#	Amount	Calculated Conc	%D
04	10.000	10.70	7.0	05	20.000	18.44	-7.8	06	50.000	50.22	0.4
07	100.000	101.79	1.8	08	200.000	197.23	-1.4				

1,2-Dichloropropane

#	Amount	Calculated Conc	%D	#	Amount	Calculated Conc	%D	#	Amount	Calculated Conc	%D
01	0.500	0.52	3.4	02	1.000	0.97	-2.8	03	2.000	1.97	-1.6
04	5.000	5.14	2.9	05	20.000	20.43	2.2	06	50.000	48.94	-2.1
07	100.000	98.74	-1.3	08	150.000	148.50	-1.0	09	200.000	200.52	0.3

1,3,5-Trichlorobenzene

#	Amount	Calculated Conc	%D	#	Amount	Calculated Conc	%D	#	Amount	Calculated Conc	%D
02	1.000	0.96	-3.8	03	2.000	2.05	2.7	04	5.000	5.09	1.8
05	20.000	20.91	4.5	06	50.000	52.74	5.5	07	100.000	100.64	0.6
08	150.000	141.25	-5.8	09	200.000	189.00	-5.5				

1,3,5-Trimethylbenzene

#	Amount	Calculated Conc	%D	#	Amount	Calculated Conc	%D	#	Amount	Calculated Conc	%D
02	1.000	0.94	-5.6	03	2.000	2.14	6.8	04	5.000	5.35	6.9
05	20.000	21.97	9.8	06	50.000	51.79	3.6	07	100.000	100.23	0.2
08	150.000	133.48	-11.0	09	200.000	178.46	-10.8				

1,3-Dichlorobenzene

#	Amount	Calculated Conc	%D	#	Amount	Calculated Conc	%D	#	Amount	Calculated Conc	%D
02	1.000	1.00	0.1	03	2.000	2.13	6.5	04	5.000	5.23	4.6
05	20.000	20.91	4.5	06	50.000	49.82	-0.4	07	100.000	98.44	-1.6
08	150.000	137.56	-8.3	09	200.000	189.04	-5.5				

1,3-Dichloropropane

#	Amount	Calculated Conc	%D	#	Amount	Calculated Conc	%D	#	Amount	Calculated Conc	%D
02	1.000	0.99	-0.9	03	2.000	2.02	1.1	04	5.000	5.05	1.0
05	20.000	21.70	8.5	06	50.000	50.10	0.2	07	100.000	99.23	-0.8
08	150.000	140.04	-6.6	09	200.000	195.00	-2.5				

1,4-Dichlorobenzene

#	Amount	Calculated Conc	%D	#	Amount	Calculated Conc	%D	#	Amount	Calculated Conc	%D
02	1.000	1.01	0.9	03	2.000	2.16	8.2	04	5.000	4.92	-1.6
05	20.000	21.05	5.2	06	50.000	49.91	-0.2	07	100.000	100.08	0.1
08	150.000	139.52	-7.0	09	200.000	188.68	-5.7				

Initial Calibration - Detailed Report

Calibration ID:	RC1500107	**Instrument ID:**	R-MS-10
		Signal ID:	1

Analyte

1,4-Dioxane

#	Amount	Calculated Conc	%D	#	Amount	Calculated Conc	%D	#	Amount	Calculated Conc	%D
03	40.000	40.32	0.8	04	100.000	90.70	-9.3	05	400.000	388.55	-2.9
06	1000.000	983.18	-1.7	07	2000.000	2,007.23	0.4	08	3000.000	3,367.05	12.2
09	4000.000	4,017.96	0.4								

1-Butanol

#	Amount	Calculated Conc	%D	#	Amount	Calculated Conc	%D	#	Amount	Calculated Conc	%D
02	50.000	51.54	3.1	03	100.000	94.59	-5.4	04	250.000	247.96	-0.8
05	1000.000	923.43	-7.7	06	2500.000	2,726.35	9.1	07	5000.000	5,079.68	1.6
08	7500.000	7,343.18	-2.1								

1-Chloro-4-(trifluoromethyl)benzene

#	Amount	Calculated Conc	%D	#	Amount	Calculated Conc	%D	#	Amount	Calculated Conc	%D
02	1.000	0.85	-14.6	03	2.000	1.98	-0.9	04	5.000	5.03	0.7
05	20.000	21.42	7.1	06	50.000	52.87	5.7	07	100.000	102.97	3.0
08	150.000	147.66	-1.6	09	200.000	201.30	0.6				

2,2-Dichloro-1,1,1-trifluoroethane (CFC

#	Amount	Calculated Conc	%D	#	Amount	Calculated Conc	%D	#	Amount	Calculated Conc	%D
01	0.500	0.44	-11.2	02	1.000	0.94	-6.1	03	2.000	2.21	10.7
04	5.000	5.28	5.7	05	20.000	18.80	-6.0	06	50.000	48.93	-2.1
07	100.000	103.67	3.7	08	150.000	153.73	2.5	09	200.000	205.86	2.9

2,2-Dichloropropane

#	Amount	Calculated Conc	%D	#	Amount	Calculated Conc	%D	#	Amount	Calculated Conc	%D
02	1.000	0.85	-15.3	03	2.000	1.79	-10.4	04	5.000	4.78	-4.4
05	20.000	19.30	-3.5	06	50.000	49.10	-1.8	07	100.000	109.66	9.7
08	150.000	161.59	7.7	09	200.000	236.03	18.0				

2,3,6-Trichlorotoluene

#	Amount	Calculated Conc	%D	#	Amount	Calculated Conc	%D	#	Amount	Calculated Conc	%D
02	1.000	0.90	-9.7	03	2.000	2.09	4.5	04	5.000	4.99	-0.2
05	20.000	21.68	8.4	06	50.000	53.34	6.7	07	100.000	100.96	1.0
08	150.000	140.17	-6.6	09	200.000	191.74	-4.1				

2,4,5-Trichlorotoluene

#	Amount	Calculated Conc	%D	#	Amount	Calculated Conc	%D	#	Amount	Calculated Conc	%D
02	1.000	0.90	-10.4	03	2.000	1.87	-6.6	04	5.000	5.07	1.5
05	20.000	21.60	8.0	06	50.000	54.49	9.0	07	100.000	103.28	3.3
08	150.000	144.98	-3.3	09	200.000	197.34	-1.3				

2,4-, 2,5-, and 2,6-Dichlorotoluene Coelut

#	Amount	Calculated Conc	%D	#	Amount	Calculated Conc	%D	#	Amount	Calculated Conc	%D
01	1.500	1.42	-5.3	02	3.000	2.75	-8.3	03	6.000	6.06	1.1
04	15.000	15.78	5.2	05	60.000	65.76	9.6	06	150.000	163.51	9.0
07	300.000	309.12	3.0	08	450.000	424.25	-5.7	09	600.000	548.58	-8.6

Initial Calibration - Detailed Report

Calibration ID:	RC1500107	**Instrument ID:**	R-MS-10
		Signal ID:	1

Analyte

2,4-Dichlorobenzotrifluoride

#	Amount	Calculated Conc	%D	#	Amount	Calculated Conc	%D	#	Amount	Calculated Conc	%D
02	1.000	0.94	-5.6	03	2.000	2.02	1.1	04	5.000	5.07	1.5
05	20.000	21.45	7.3	06	50.000	51.62	3.2	07	100.000	99.90	-0.1
08	150.000	141.32	-5.8	09	200.000	196.84	-1.6				

2,5-Dichlorobenzotrifluoride

#	Amount	Calculated Conc	%D	#	Amount	Calculated Conc	%D	#	Amount	Calculated Conc	%D
02	1.000	0.97	-3.1	03	2.000	2.07	3.4	04	5.000	5.10	2.0
05	20.000	21.44	7.2	06	50.000	51.99	4.0	07	100.000	99.20	-0.8
08	150.000	142.62	-4.9	09	200.000	184.61	-7.7				

2-Butanone (MEK)

#	Amount	Calculated Conc	%D	#	Amount	Calculated Conc	%D	#	Amount	Calculated Conc	%D
04	5.000	5.03	0.6	05	20.000	18.40	-8.0	06	50.000	48.04	-3.9
07	100.000	100.83	0.8	08	150.000	161.67	7.8	09	200.000	205.51	2.8

2-Chloro-1,3-butadiene

#	Amount	Calculated Conc	%D	#	Amount	Calculated Conc	%D	#	Amount	Calculated Conc	%D
01	0.500	0.46	-7.5	02	1.000	0.90	-9.7	03	2.000	1.97	-1.6
04	5.000	5.38	7.6	05	20.000	19.67	-1.7	06	50.000	49.85	-0.3
07	100.000	106.35	6.3	08	150.000	150.93	0.6	09	200.000	212.28	6.1

2-Chlorobenzotrifluoride

#	Amount	Calculated Conc	%D	#	Amount	Calculated Conc	%D	#	Amount	Calculated Conc	%D
02	1.000	1.03	3.4	03	2.000	2.10	5.0	04	5.000	4.69	-6.3
05	20.000	19.88	-0.6	06	50.000	50.66	1.3	07	100.000	99.61	-0.4
08	150.000	147.60	-1.6	09	200.000	198.28	-0.9				

2-Chloroethyl Vinyl Ether

#	Amount	Calculated Conc	%D	#	Amount	Calculated Conc	%D	#	Amount	Calculated Conc	%D
02	1.000	0.88	-12.4	03	2.000	1.78	-10.9	04	5.000	5.16	3.1
05	20.000	19.15	-4.3	06	50.000	50.65	1.3	07	100.000	106.36	6.4
08	150.000	164.54	9.7	09	200.000	214.20	7.1				

2-Chlorotoluene

#	Amount	Calculated Conc	%D	#	Amount	Calculated Conc	%D	#	Amount	Calculated Conc	%D
02	1.000	0.97	-2.7	03	2.000	2.12	5.9	04	5.000	5.22	4.4
05	20.000	22.22	11.1	06	50.000	51.44	2.9	07	100.000	99.29	-0.7
08	150.000	132.64	-11.6	09	200.000	181.40	-9.3				

2-Hexanone

#	Amount	Calculated Conc	%D	#	Amount	Calculated Conc	%D	#	Amount	Calculated Conc	%D
04	5.000	4.74	-5.2	05	20.000	18.68	-6.6	06	50.000	49.35	-1.3
07	100.000	100.02	0.0	08	150.000	163.04	8.7	09	200.000	208.83	4.4

Initial Calibration - Detailed Report

Calibration ID:	RC1500107	**Instrument ID:**	R-MS-10
		Signal ID:	1

Analyte

2-Methyl-1-propanol

#	Amount	Calculated Conc	%D	#	Amount	Calculated Conc	%D	#	Amount	Calculated Conc	%D
03	40.000	40.33	0.8	04	100.000	98.42	-1.6	05	400.000	386.16	-3.5
06	1000.000	1,043.56	4.4	07	2000.000	1,997.39	-0.1	08	3000.000	2,983.15	-0.6

2-Methyl-2-propanol

#	Amount	Calculated Conc	%D	#	Amount	Calculated Conc	%D	#	Amount	Calculated Conc	%D
03	40.000	39.89	-0.3	04	100.000	101.32	1.3	05	400.000	384.58	-3.9
06	1000.000	1,040.31	4.0	07	2000.000	1,968.17	-1.6	08	3000.000	3,007.60	0.3

2-Nitropropane

#	Amount	Calculated Conc	%D	#	Amount	Calculated Conc	%D	#	Amount	Calculated Conc	%D
02	2.000	2.07	3.5	03	4.000	3.87	-3.3	04	10.000	8.98	-10.2
05	40.000	40.23	0.6	06	100.000	103.59	3.6	07	200.000	208.38	4.2
08	300.000	307.88	2.6	09	400.000	385.86	-3.5				

2-Propanol

#	Amount	Calculated Conc	%D	#	Amount	Calculated Conc	%D	#	Amount	Calculated Conc	%D
03	40.000	39.66	-0.8	04	100.000	102.95	3.0	05	400.000	382.20	-4.4
06	1000.000	1,030.78	3.1	07	2000.000	1,981.59	-0.9	08	3000.000	3,003.49	0.1

3,4- and 2,3-Dichlorotoluene Coelution

#	Amount	Calculated Conc	%D	#	Amount	Calculated Conc	%D	#	Amount	Calculated Conc	%D
01	1.000	0.96	-3.9	02	2.000	1.82	-8.9	03	4.000	4.05	1.2
04	10.000	10.72	7.2	05	40.000	43.91	9.8	06	100.000	110.38	10.4
07	200.000	207.48	3.7	08	300.000	278.35	-7.2	09	400.000	350.84	-12.3

3,4-Dichlorobenzotrifluoride

#	Amount	Calculated Conc	%D	#	Amount	Calculated Conc	%D	#	Amount	Calculated Conc	%D
02	1.000	1.07	6.5	03	2.000	2.04	2.0	04	5.000	5.17	3.4
05	20.000	21.02	5.1	06	50.000	49.99	0.0	07	100.000	98.51	-1.5
08	150.000	137.62	-8.3	09	200.000	185.40	-7.3				

3-Chloro-1-propene

#	Amount	Calculated Conc	%D	#	Amount	Calculated Conc	%D	#	Amount	Calculated Conc	%D
01	0.500	0.50	0.0	02	1.000	0.89	-10.9	03	2.000	1.84	-7.8
04	5.000	4.79	-4.3	05	20.000	21.16	5.8	06	50.000	50.22	0.4
07	100.000	105.01	5.0	08	150.000	154.71	3.1	09	200.000	217.05	8.5

3-Chlorobenzotrifluoride

#	Amount	Calculated Conc	%D	#	Amount	Calculated Conc	%D	#	Amount	Calculated Conc	%D
02	1.000	1.01	0.7	03	2.000	2.12	5.9	04	5.000	5.13	2.6
05	20.000	20.11	0.5	06	50.000	51.64	3.3	07	100.000	97.50	-2.5
08	150.000	139.42	-7.1	09	200.000	192.99	-3.5				

Initial Calibration - Detailed Report

Calibration ID:	RC1500107	**Instrument ID:**	R-MS-10
		Signal ID:	1

Analyte

3-Chlorotoluene

#	Amount	Calculated Conc	%D	#	Amount	Calculated Conc	%D	#	Amount	Calculated Conc	%D
02	1.000	0.95	-5.3	03	2.000	2.20	10.1	04	5.000	5.23	4.7
05	20.000	21.46	7.3	06	50.000	52.45	4.9	07	100.000	99.53	-0.5
08	150.000	135.70	-9.5	09	200.000	176.73	-11.6				

4-Bromofluorobenzene

#	Amount	Calculated Conc	%D	#	Amount	Calculated Conc	%D	#	Amount	Calculated Conc	%D
04	10.000	10.13	1.3	05	20.000	17.99	-10.0	06	50.000	49.29	-1.4
07	100.000	103.69	3.7	08	200.000	212.99	6.5				

4-Chlorotoluene

#	Amount	Calculated Conc	%D	#	Amount	Calculated Conc	%D	#	Amount	Calculated Conc	%D
02	1.000	0.98	-1.6	03	2.000	2.22	11.0	04	5.000	5.28	5.6
05	20.000	21.62	8.1	06	50.000	49.99	0.0	07	100.000	99.04	-1.0
08	150.000	133.10	-11.3	09	200.000	178.37	-10.8				

4-Isopropyltoluene

#	Amount	Calculated Conc	%D	#	Amount	Calculated Conc	%D	#	Amount	Calculated Conc	%D
02	1.000	0.98	-2.3	03	2.000	1.92	-3.9	04	5.000	5.27	5.4
05	20.000	22.48	12.4	06	50.000	51.89	3.8	07	100.000	103.16	3.2
08	150.000	136.25	-9.2	09	200.000	181.09	-9.5				

4-Methyl-2-pentanone

#	Amount	Calculated Conc	%D	#	Amount	Calculated Conc	%D	#	Amount	Calculated Conc	%D
03	2.000	1.88	-6.0	04	5.000	4.82	-3.5	05	20.000	18.98	-5.1
06	50.000	48.41	-3.2	07	100.000	103.00	3.0	08	150.000	168.81	12.5
09	200.000	204.58	2.3								

Acetone

#	Amount	Calculated Conc	%D	#	Amount	Calculated Conc	%D	#	Amount	Calculated Conc	%D
04	5.000	5.81	16.1	05	20.000	18.93	-5.4	06	50.000	49.18	-1.6
07	100.000	94.25	-5.7	08	150.000	150.55	0.4	09	200.000	192.56	-3.7

Acetonitrile

#	Amount	Calculated Conc	%D	#	Amount	Calculated Conc	%D	#	Amount	Calculated Conc	%D
03	10.000	10.23	2.3	04	25.000	24.63	-1.5	05	100.000	102.40	2.4
06	250.000	251.53	0.6	07	500.000	493.95	-1.2	08	750.000	747.87	-0.3
09	1000.000	976.81	-2.3								

Acrolein

#	Amount	Calculated Conc	%D	#	Amount	Calculated Conc	%D	#	Amount	Calculated Conc	%D
02	5.000	4.28	-14.3	03	10.000	9.48	-5.2	04	25.000	26.27	5.1
05	100.000	98.37	-1.6	06	250.000	254.99	2.0	07	500.000	515.19	3.0
08	750.000	811.29	8.2	09	1000.000	1,028.34	2.8				

Initial Calibration - Detailed Report

Calibration ID:	RC1500107	**Instrument ID:**	R-MS-10
		Signal ID:	1

Analyte

Acrylonitrile

#	Amount	Calculated Conc	%D	#	Amount	Calculated Conc	%D	#	Amount	Calculated Conc	%D
01	2.500	2.43	-3.0	02	5.000	4.41	-11.9	03	10.000	9.73	-2.7
04	25.000	25.72	2.9	05	100.000	104.67	4.7	06	250.000	263.37	5.3
07	500.000	515.23	3.0	08	750.000	770.39	2.7	09	1000.000	988.74	-1.1

Benzene

#	Amount	Calculated Conc	%D	#	Amount	Calculated Conc	%D	#	Amount	Calculated Conc	%D
01	0.500	0.48	-3.6	02	1.000	0.93	-7.2	03	2.000	2.12	6.0
04	5.000	5.41	8.2	05	20.000	21.40	7.0	06	50.000	49.13	-1.7
07	100.000	98.68	-1.3	08	150.000	143.07	-4.6	09	200.000	194.65	-2.7

Bromobenzene

#	Amount	Calculated Conc	%D	#	Amount	Calculated Conc	%D	#	Amount	Calculated Conc	%D
02	1.000	1.06	6.4	03	2.000	1.95	-2.6	04	5.000	5.20	4.0
05	20.000	22.40	12.0	06	50.000	49.92	-0.2	07	100.000	97.80	-2.2
08	150.000	134.41	-10.4	09	200.000	185.87	-7.1				

Bromochloromethane

#	Amount	Calculated Conc	%D	#	Amount	Calculated Conc	%D	#	Amount	Calculated Conc	%D
02	1.000	1.06	5.6	03	2.000	1.84	-7.8	04	5.000	4.99	-0.2
05	20.000	20.33	1.7	06	50.000	49.12	-1.8	07	100.000	101.50	1.5
08	150.000	149.27	-0.5	09	200.000	203.18	1.6				

Bromodichloromethane

#	Amount	Calculated Conc	%D	#	Amount	Calculated Conc	%D	#	Amount	Calculated Conc	%D
01	0.500	0.47	-5.4	02	1.000	0.81	-18.5	03	2.000	1.81	-9.3
04	5.000	4.77	-4.5	05	20.000	20.56	2.8	06	50.000	51.53	3.1
07	100.000	110.06	10.1	08	150.000	165.44	10.3	09	200.000	223.05	11.5

Bromoform

#	Amount	Calculated Conc	%D	#	Amount	Calculated Conc	%D	#	Amount	Calculated Conc	%D
02	1.000	1.03	3.1	03	2.000	1.93	-3.5	04	5.000	4.62	-7.6
05	20.000	20.29	1.4	06	50.000	51.44	2.9	07	100.000	103.63	3.6
08	150.000	153.09	2.1	09	200.000	193.75	-3.1				

Bromomethane

#	Amount	Calculated Conc	%D	#	Amount	Calculated Conc	%D	#	Amount	Calculated Conc	%D
01	0.500	0.35	-29.9	02	1.000	1.02	1.7	03	2.000	2.22	11.2
04	5.000	5.83	16.5	05	20.000	21.87	9.4	06	50.000	43.67	-12.7
07	100.000	106.57	6.6								

Carbon Disulfide

#	Amount	Calculated Conc	%D	#	Amount	Calculated Conc	%D	#	Amount	Calculated Conc	%D
01	0.500	0.47	-6.9	02	1.000	0.95	-4.9	03	2.000	1.90	-4.8
04	5.000	5.00	0.0	05	20.000	19.84	-0.8	06	50.000	49.65	-0.7
07	100.000	107.68	7.7	08	150.000	154.14	2.8	09	200.000	215.36	7.7

Initial Calibration - Detailed Report

Calibration ID:	RC1500107	**Instrument ID:**	R-MS-10
		Signal ID:	1

Analyte

Carbon Tetrachloride

#	Amount	Calculated Conc	%D	#	Amount	Calculated Conc	%D	#	Amount	Calculated Conc	%D
01	0.500	0.40	-20.0	02	1.000	0.88	-12.3	03	2.000	2.08	3.8
04	5.000	4.61	-7.9	05	20.000	18.12	-9.4	06	50.000	50.87	1.7
07	100.000	111.52	11.5	08	150.000	167.33	11.6	09	200.000	241.93	21.0

Chlorobenzene

#	Amount	Calculated Conc	%D	#	Amount	Calculated Conc	%D	#	Amount	Calculated Conc	%D
01	0.500	0.54	7.4	02	1.000	1.07	6.9	03	2.000	2.07	3.6
04	5.000	5.08	1.6	05	20.000	20.54	2.7	06	50.000	48.19	-3.6
07	100.000	96.95	-3.1	08	150.000	135.21	-9.9	09	200.000	188.65	-5.7

Chloroethane

#	Amount	Calculated Conc	%D	#	Amount	Calculated Conc	%D	#	Amount	Calculated Conc	%D
01	0.500	0.54	7.8	02	1.000	0.91	-9.3	03	2.000	1.78	-10.9
04	5.000	5.30	5.9	05	20.000	21.06	5.3	06	50.000	50.11	0.2
07	100.000	100.61	0.6	08	150.000	146.01	-2.7	09	200.000	206.02	3.0

Chloroform

#	Amount	Calculated Conc	%D	#	Amount	Calculated Conc	%D	#	Amount	Calculated Conc	%D
01	0.500	0.48	-4.0	02	1.000	1.02	2.3	03	2.000	2.03	1.4
04	5.000	4.87	-2.6	05	20.000	21.55	7.8	06	50.000	49.04	-1.9
07	100.000	100.75	0.7	08	150.000	143.97	-4.0	09	200.000	200.53	0.3

Chloromethane

#	Amount	Calculated Conc	%D	#	Amount	Calculated Conc	%D	#	Amount	Calculated Conc	%D
01	0.500	0.49	-1.4	02	1.000	0.97	-3.2	03	2.000	2.08	4.2
04	5.000	4.84	-3.3	05	20.000	21.06	5.3	06	50.000	50.42	0.8
07	100.000	103.55	3.5	08	150.000	147.95	-1.4	09	200.000	190.82	-4.6

Cyclohexane

#	Amount	Calculated Conc	%D	#	Amount	Calculated Conc	%D	#	Amount	Calculated Conc	%D
02	1.000	1.02	2.2	03	2.000	1.89	-5.4	04	5.000	5.32	6.3
05	20.000	19.52	-2.4	06	50.000	48.83	-2.3	07	100.000	100.07	0.1
08	150.000	152.70	1.8	09	200.000	199.38	-0.3				

Cyclohexanone

#	Amount	Calculated Conc	%D	#	Amount	Calculated Conc	%D	#	Amount	Calculated Conc	%D
02	20.000	16.76	-16.2	03	40.000	39.40	-1.5	04	100.000	107.93	7.9
05	400.000	432.91	8.2	06	1000.000	1,095.62	9.6	07	2000.000	2,066.85	3.3
08	3000.000	2,964.43	-1.2	09	4000.000	3,593.11	-10.2				

Dibromochloromethane

#	Amount	Calculated Conc	%D	#	Amount	Calculated Conc	%D	#	Amount	Calculated Conc	%D
01	0.500	0.53	6.7	02	1.000	0.91	-9.3	03	2.000	1.87	-6.6
04	5.000	4.66	-6.9	05	20.000	21.56	7.8	06	50.000	52.94	5.9
07	100.000	105.61	5.6	08	150.000	147.62	-1.6	09	200.000	194.93	-2.5

Initial Calibration - Detailed Report

Calibration ID:	RC1500107	**Instrument ID:**	R-MS-10
		Signal ID:	1

Analyte

Dibromofluoromethane

#	Amount	Calculated Conc	%D	#	Amount	Calculated Conc	%D	#	Amount	Calculated Conc	%D
04	10.000	10.53	5.3	05	20.000	17.97	-10.1	06	50.000	50.29	0.6
07	100.000	104.29	4.3	08	200.000	199.88	-0.1				

Dibromomethane

#	Amount	Calculated Conc	%D	#	Amount	Calculated Conc	%D	#	Amount	Calculated Conc	%D
01	0.500	0.46	-7.6	02	1.000	1.01	1.1	03	2.000	1.56	-22.1
04	5.000	4.91	-1.9	05	20.000	22.25	11.2	06	50.000	51.70	3.4
07	100.000	105.13	5.1	08	150.000	156.42	4.3	09	200.000	212.96	6.5

Dichlorodifluoromethane (CFC 12)

#	Amount	Calculated Conc	%D	#	Amount	Calculated Conc	%D	#	Amount	Calculated Conc	%D
01	0.500	0.45	-10.8	02	1.000	0.97	-3.2	03	2.000	1.86	-6.8
04	5.000	4.74	-5.2	05	20.000	21.73	8.7	06	50.000	51.85	3.7
07	100.000	107.94	7.9	08	150.000	153.06	2.0	09	200.000	207.45	3.7

Dichlorofluoromethane (CFC 21)

#	Amount	Calculated Conc	%D	#	Amount	Calculated Conc	%D	#	Amount	Calculated Conc	%D
01	0.500	0.45	-10.9	02	1.000	0.90	-9.6	03	2.000	1.97	-1.6
04	5.000	5.61	12.2	05	20.000	19.35	-3.2	06	50.000	50.07	0.1
07	100.000	104.29	4.3	08	150.000	159.10	6.1	09	200.000	205.23	2.6

Dichloromethane

#	Amount	Calculated Conc	%D	#	Amount	Calculated Conc	%D	#	Amount	Calculated Conc	%D
01	0.500	0.68	**36.7**	02	1.000	0.87	-12.7	03	2.000	2.11	5.7
04	5.000	5.01	0.1	05	20.000	19.38	-3.1	06	50.000	46.27	-7.5
07	100.000	94.14	-5.9	08	150.000	136.49	-9.0	09	200.000	190.99	-4.5

Diethyl Ether

#	Amount	Calculated Conc	%D	#	Amount	Calculated Conc	%D	#	Amount	Calculated Conc	%D
02	1.000	1.08	8.5	03	2.000	1.78	-10.9	04	5.000	4.90	-2.0
05	20.000	20.99	4.9	06	50.000	50.45	0.9	07	100.000	101.21	1.2
08	150.000	147.64	-1.6	09	200.000	198.11	-0.9				

Diisopropyl Ether

#	Amount	Calculated Conc	%D	#	Amount	Calculated Conc	%D	#	Amount	Calculated Conc	%D
02	1.000	0.96	-4.4	03	2.000	2.03	1.3	04	5.000	5.28	5.5
05	20.000	19.34	-3.3	06	50.000	48.41	-3.2	07	100.000	103.22	3.2
08	150.000	151.52	1.0	09	200.000	199.75	-0.1				

Ethyl Methacrylate

#	Amount	Calculated Conc	%D	#	Amount	Calculated Conc	%D	#	Amount	Calculated Conc	%D
01	0.500	0.55	10.8	02	1.000	0.80	-19.5	03	2.000	1.88	-6.1
04	5.000	5.11	2.3	05	20.000	21.16	5.8	06	50.000	53.40	6.8
07	100.000	102.00	2.0	08	150.000	145.27	-3.2				

Initial Calibration - Detailed Report

Calibration ID:	RC1500107	**Instrument ID:**	R-MS-10
		Signal ID:	1

Analyte

Ethyl tert-Butyl Ether

#	Amount	Calculated Conc	%D	#	Amount	Calculated Conc	%D	#	Amount	Calculated Conc	%D
02	1.000	0.83	-17.4	03	2.000	1.97	-1.3	04	5.000	4.93	-1.4
05	20.000	18.54	-7.3	06	50.000	49.63	-0.7	07	100.000	107.64	7.6
08	150.000	163.99	9.3	09	200.000	222.40	11.2				

Ethylbenzene

#	Amount	Calculated Conc	%D	#	Amount	Calculated Conc	%D	#	Amount	Calculated Conc	%D
01	0.500	0.36	-28.2	02	1.000	1.07	6.9	03	2.000	2.09	4.3
04	5.000	5.33	6.5	05	20.000	21.66	8.3	06	50.000	50.40	0.8
07	100.000	103.39	3.4	08	150.000	142.90	-4.7	09	200.000	205.63	2.8

Hexachlorobutadiene

#	Amount	Calculated Conc	%D	#	Amount	Calculated Conc	%D	#	Amount	Calculated Conc	%D
01	0.500	0.56	11.2	02	1.000	0.82	-17.9	03	2.000	2.19	9.3
04	5.000	5.26	5.2	05	20.000	20.87	4.4	06	50.000	48.68	-2.6
07	100.000	101.56	1.6	08	150.000	139.41	-7.1	09	200.000	191.90	-4.0

Iodomethane

#	Amount	Calculated Conc	%D	#	Amount	Calculated Conc	%D	#	Amount	Calculated Conc	%D
04	5.000	5.08	1.5	05	20.000	18.23	-8.9	06	50.000	52.45	4.9
07	100.000	107.05	7.0	08	150.000	143.60	-4.3	09	200.000	199.04	-0.5

Isopropylbenzene (Cumene)

#	Amount	Calculated Conc	%D	#	Amount	Calculated Conc	%D	#	Amount	Calculated Conc	%D
02	1.000	0.96	-3.8	03	2.000	2.09	4.4	04	5.000	5.29	5.7
05	20.000	21.75	8.8	06	50.000	50.05	0.1	07	100.000	100.73	0.7
08	150.000	137.40	-8.4	09	200.000	185.13	-7.4				

Methacrylonitrile

#	Amount	Calculated Conc	%D	#	Amount	Calculated Conc	%D	#	Amount	Calculated Conc	%D
02	1.000	0.98	-1.9	03	2.000	1.65	-17.7	04	5.000	5.34	6.9
05	20.000	20.36	1.8	06	50.000	51.05	2.1	07	100.000	101.33	1.3
08	150.000	157.64	5.1	09	200.000	204.82	2.4				

Methyl Acetate

#	Amount	Calculated Conc	%D	#	Amount	Calculated Conc	%D	#	Amount	Calculated Conc	%D
03	2.000	1.92	-3.8	04	5.000	4.97	-0.5	05	20.000	18.69	-6.6
06	50.000	50.50	1.0	07	100.000	101.71	1.7	08	150.000	159.83	6.6
09	200.000	203.27	1.6								

Methyl Methacrylate

#	Amount	Calculated Conc	%D	#	Amount	Calculated Conc	%D	#	Amount	Calculated Conc	%D
01	0.500	0.53	6.6	02	1.000	0.86	-14.4	03	2.000	1.71	-14.6
04	5.000	4.59	-8.2	05	20.000	20.21	1.1	06	50.000	50.78	1.6
07	100.000	107.82	7.8	08	150.000	166.79	11.2	09	200.000	218.06	9.0

Initial Calibration - Detailed Report

Calibration ID:	RC1500107	**Instrument ID:**	R-MS-10
		Signal ID:	1

Analyte

Methyl tert-Butyl Ether

#	Amount	Calculated Conc	%D	#	Amount	Calculated Conc	%D	#	Amount	Calculated Conc	%D
01	0.500	0.48	-3.7	02	1.000	0.88	-12.2	03	2.000	2.02	1.2
04	5.000	4.96	-0.8	05	20.000	20.82	4.1	06	50.000	50.95	1.9
07	100.000	103.67	3.7	08	150.000	153.41	2.3	09	200.000	207.12	3.6

Methylcyclohexane

#	Amount	Calculated Conc	%D	#	Amount	Calculated Conc	%D	#	Amount	Calculated Conc	%D
02	1.000	1.02	2.4	03	2.000	1.89	-5.4	04	5.000	5.10	1.9
05	20.000	19.76	-1.2	06	50.000	48.43	-3.1	07	100.000	102.09	2.1
08	150.000	153.05	2.0	09	200.000	202.73	1.4				

Naphthalene

#	Amount	Calculated Conc	%D	#	Amount	Calculated Conc	%D	#	Amount	Calculated Conc	%D
02	1.000	0.94	-5.7	03	2.000	1.95	-2.7	04	5.000	5.33	6.5
05	20.000	22.36	11.8	06	50.000	55.41	10.8	07	100.000	103.59	3.6
08	150.000	136.32	-9.1	09	200.000	169.61	-15.2				

Propionitrile

#	Amount	Calculated Conc	%D	#	Amount	Calculated Conc	%D	#	Amount	Calculated Conc	%D
01	2.500	2.12	-15.3	02	5.000	4.69	-6.2	03	10.000	9.09	-9.1
04	25.000	25.73	2.9	05	100.000	100.10	0.1	06	250.000	264.22	5.7
07	500.000	519.08	3.8	08	750.000	838.23	11.8	09	1000.000	1,062.87	6.3

Styrene

#	Amount	Calculated Conc	%D	#	Amount	Calculated Conc	%D	#	Amount	Calculated Conc	%D
01	0.500	0.50	0.3	02	1.000	0.96	-4.4	03	2.000	2.05	2.3
04	5.000	5.05	0.9	05	20.000	21.08	5.4	06	50.000	50.09	0.2
07	100.000	101.39	1.4	08	150.000	143.72	-4.2	09	200.000	196.28	-1.9

Tetrachloroethene (PCE)

#	Amount	Calculated Conc	%D	#	Amount	Calculated Conc	%D	#	Amount	Calculated Conc	%D
01	0.500	0.55	9.6	02	1.000	1.04	3.9	03	2.000	2.01	0.4
04	5.000	4.91	-1.9	05	20.000	21.22	6.1	06	50.000	47.78	-4.4
07	100.000	97.44	-2.6	08	150.000	135.88	-9.4	09	200.000	196.41	-1.8

Tetrahydrofuran (THF)

#	Amount	Calculated Conc	%D	#	Amount	Calculated Conc	%D	#	Amount	Calculated Conc	%D
03	2.000	1.91	-4.5	04	5.000	4.78	-4.5	05	20.000	19.26	-3.7
06	50.000	51.62	3.2	07	100.000	104.97	5.0	08	150.000	156.73	4.5
09	200.000	199.97	0.0								

Toluene

#	Amount	Calculated Conc	%D	#	Amount	Calculated Conc	%D	#	Amount	Calculated Conc	%D
01	0.500	0.43	-13.3	02	1.000	0.96	-3.6	03	2.000	2.19	9.3
04	5.000	5.17	3.3	05	20.000	21.45	7.3	06	50.000	50.22	0.4
07	100.000	102.56	2.6	08	150.000	145.59	-2.9	09	200.000	193.99	-3.0

Initial Calibration - Detailed Report

Calibration ID:	RC1500107	**Instrument ID:**	R-MS-10
		Signal ID:	1

Analyte

Toluene-d8

#	Amount	Calculated Conc	%D	#	Amount	Calculated Conc	%D	#	Amount	Calculated Conc	%D
04	10.000	10.89	8.9	05	20.000	18.41	-7.9	06	50.000	50.91	1.8
07	100.000	100.61	0.6	08	200.000	193.23	-3.4				

Trichloroethene (TCE)

#	Amount	Calculated Conc	%D	#	Amount	Calculated Conc	%D	#	Amount	Calculated Conc	%D
01	0.500	0.49	-3.0	02	1.000	0.88	-11.9	03	2.000	1.83	-8.4
04	5.000	5.45	9.0	05	20.000	21.32	6.6	06	50.000	50.98	2.0
07	100.000	102.88	2.9	08	150.000	148.74	-0.8	09	200.000	207.48	3.7

Trichlorofluoromethane (CFC 11)

#	Amount	Calculated Conc	%D	#	Amount	Calculated Conc	%D	#	Amount	Calculated Conc	%D
01	0.500	0.48	-3.4	02	1.000	0.93	-6.7	03	2.000	1.96	-2.2
04	5.000	4.86	-2.8	05	20.000	21.44	7.2	06	50.000	51.07	2.1
07	100.000	105.05	5.1	08	150.000	146.13	-2.6	09	200.000	206.53	3.3

Vinyl Acetate

#	Amount	Calculated Conc	%D	#	Amount	Calculated Conc	%D	#	Amount	Calculated Conc	%D
02	1.000	1.00	0.4	03	2.000	1.96	-2.1	04	5.000	5.21	4.1
05	20.000	19.21	-4.0	06	50.000	49.06	-1.9	07	100.000	104.13	4.1
08	150.000	151.28	0.9	09	200.000	196.51	-1.7				

Vinyl Chloride

#	Amount	Calculated Conc	%D	#	Amount	Calculated Conc	%D	#	Amount	Calculated Conc	%D
01	0.500	0.45	-9.9	02	1.000	1.02	2.2	03	2.000	2.01	0.3
04	5.000	4.92	-1.6	05	20.000	21.58	7.9	06	50.000	49.84	-0.3
07	100.000	102.83	2.8	08	150.000	147.68	-1.5	09	200.000	200.13	0.1

cis-1,2-Dichloroethene

#	Amount	Calculated Conc	%D	#	Amount	Calculated Conc	%D	#	Amount	Calculated Conc	%D
01	0.500	0.54	7.6	02	1.000	1.05	5.4	03	2.000	1.96	-2.2
04	5.000	4.97	-0.6	05	20.000	20.30	1.5	06	50.000	47.76	-4.5
07	100.000	98.77	-1.2	08	150.000	141.25	-5.8	09	200.000	199.89	-0.1

cis-1,3-Dichloropropene

#	Amount	Calculated Conc	%D	#	Amount	Calculated Conc	%D	#	Amount	Calculated Conc	%D
01	0.500	0.38	-24.2	02	1.000	0.83	-17.0	03	2.000	1.75	-12.3
04	5.000	4.74	-5.2	05	20.000	21.39	7.0	06	50.000	54.34	8.7
07	100.000	113.89	13.9	08	150.000	170.78	13.9	09	200.000	230.74	15.4

m,p-Xylenes

#	Amount	Calculated Conc	%D	#	Amount	Calculated Conc	%D	#	Amount	Calculated Conc	%D
01	1.000	1.12	11.7	02	2.000	1.93	-3.7	03	4.000	3.97	-0.8
04	10.000	10.15	1.5	05	40.000	42.85	7.1	06	100.000	99.27	-0.7
07	200.000	198.02	-1.0	08	300.000	271.99	-9.3	09	400.000	380.73	-4.8

Initial Calibration - Detailed Report

Calibration ID:	RC1500107	**Instrument ID:**	R-MS-10
		Signal ID:	1

Analyte

n-Butyl Acetate

#	Amount	Calculated Conc	%D	#	Amount	Calculated Conc	%D	#	Amount	Calculated Conc	%D
02	1.000	1.17	16.8	03	2.000	2.03	1.4	04	5.000	4.44	-11.3
05	20.000	18.38	-8.1	06	50.000	48.72	-2.6	07	100.000	102.33	2.3
08	150.000	155.87	3.9	09	200.000	195.05	-2.5				

n-Butylbenzene

#	Amount	Calculated Conc	%D	#	Amount	Calculated Conc	%D	#	Amount	Calculated Conc	%D
02	1.000	0.97	-3.4	03	2.000	1.97	-1.5	04	5.000	5.15	2.9
05	20.000	22.23	11.1	06	50.000	51.12	2.2	07	100.000	103.40	3.4
08	150.000	139.57	-7.0	09	200.000	184.31	-7.8				

n-Heptane

#	Amount	Calculated Conc	%D	#	Amount	Calculated Conc	%D	#	Amount	Calculated Conc	%D
02	1.000	1.00	0.3	03	2.000	2.06	3.1	04	5.000	5.07	1.4
05	20.000	21.25	6.2	06	50.000	48.65	-2.7	07	100.000	100.01	0.0
08	150.000	140.99	-6.0	09	200.000	195.24	-2.4				

n-Propylbenzene

#	Amount	Calculated Conc	%D	#	Amount	Calculated Conc	%D	#	Amount	Calculated Conc	%D
02	1.000	0.99	-1.2	03	2.000	2.21	10.6	04	5.000	5.53	10.6
05	20.000	22.86	14.3	06	50.000	51.46	2.9	07	100.000	97.96	-2.0
08	150.000	124.61	-16.9	09	200.000	163.39	-18.3				

o-Xylene

#	Amount	Calculated Conc	%D	#	Amount	Calculated Conc	%D	#	Amount	Calculated Conc	%D
01	0.500	0.45	-9.9	02	1.000	0.92	-8.0	03	2.000	2.10	4.9
04	5.000	5.08	1.5	05	20.000	21.71	8.6	06	50.000	50.37	0.7
07	100.000	103.10	3.1	08	150.000	144.98	-3.3	09	200.000	204.78	2.4

sec-Butylbenzene

#	Amount	Calculated Conc	%D	#	Amount	Calculated Conc	%D	#	Amount	Calculated Conc	%D
02	1.000	0.99	-0.5	03	2.000	2.18	9.1	04	5.000	5.27	5.3
05	20.000	22.51	12.5	06	50.000	51.36	2.7	07	100.000	99.85	-0.1
08	150.000	129.72	-13.5	09	200.000	169.10	-15.4				

tert-Amyl Methyl Ether

#	Amount	Calculated Conc	%D	#	Amount	Calculated Conc	%D	#	Amount	Calculated Conc	%D
02	1.000	0.89	-11.2	03	2.000	1.75	-12.4	04	5.000	4.87	-2.5
05	20.000	18.91	-5.5	06	50.000	50.09	0.2	07	100.000	110.33	10.3
08	150.000	166.47	11.0	09	200.000	220.18	10.1				

tert-Butylbenzene

#	Amount	Calculated Conc	%D	#	Amount	Calculated Conc	%D	#	Amount	Calculated Conc	%D
02	1.000	0.88	-11.5	03	2.000	2.13	6.7	04	5.000	5.46	9.2
05	20.000	22.27	11.4	06	50.000	51.26	2.5	07	100.000	101.12	1.1
08	150.000	134.42	-10.4	09	200.000	182.09	-9.0				

Initial Calibration - Detailed Report

Calibration ID:	RC1500107	**Instrument ID:**	R-MS-10
		Signal ID:	1

Analyte

trans-1,2-Dichloroethene

#	Amount	Calculated Conc	%D	#	Amount	Calculated Conc	%D	#	Amount	Calculated Conc	%D
01	0.500	0.54	7.1	02	1.000	0.95	-5.4	03	2.000	2.01	0.4
04	5.000	5.08	1.6	05	20.000	20.99	5.0	06	50.000	48.01	-4.0
07	100.000	100.59	0.6	08	150.000	141.18	-5.9	09	200.000	201.14	0.6

trans-1,3-Dichloropropene

#	Amount	Calculated Conc	%D	#	Amount	Calculated Conc	%D	#	Amount	Calculated Conc	%D
01	0.500	0.53	5.5	02	1.000	0.95	-4.5	03	2.000	1.77	-11.5
04	5.000	4.71	-5.8	05	20.000	21.05	5.3	06	50.000	53.70	7.4
07	100.000	104.83	4.8	08	150.000	151.89	1.3	09	200.000	191.93	-4.0

trans-1,4-Dichloro-2-butene

#	Amount	Calculated Conc	%D	#	Amount	Calculated Conc	%D	#	Amount	Calculated Conc	%D
01	0.500	0.52	5.0	02	1.000	0.94	-6.3	03	2.000	1.89	-5.3
04	5.000	4.62	-7.7	05	20.000	22.01	10.1	06	50.000	51.33	2.7
07	100.000	101.51	1.5	08	150.000	153.85	2.6	09	200.000	193.51	-3.2

Quantitation Report (QT Reviewed)

Data Path : I:\ACQUDATA\msvoa10\data\101915\
Data File : F3228.D
Acq On : 19 Oct 2015 6:23 pm
Operator : F. Naegler
Sample : 0.5 PPB STD Inst : MSVOA10
Misc :
ALS Vial : 2 Sample Multiplier: 1

Quant Time: Oct 20 10:09:15 2015
Quant Method : I:\ACQUDATA\MSVOA10\METHODS\W101915.M
Quant Title : MS#10 - 8260B WATERS 10mL Purge
QLast Update : Tue Oct 20 09:58:06 2015
Response via : Initial Calibration

FN 10/20/15
LR 10/20/15

Compound	R.T.	QIon	Response	Conc	Units		Dev(Min)
Internal Standards							
1) Pentafluorobenzene	5.665	168	676299	50.00	ug/L		0.00
41) 1,4-Difluorobenzene	6.714	114	971511	50.00	ug/L		0.00
70) d5-Chlorobenzene	9.957	117	834324	50.00	ug/L		0.00
90) 1,4-Dichlorobenzene-d4	11.987	152	434950	50.00	ug/L		0.00
System Monitoring Compounds							
43) surr4,Dibrflmethane	5.513	113	56631	9.50	ug/L		0.00
Spiked Amount 50.000	Range 89 - 119		Recovery = 19.00%#				
46) surr1,1,2-dichloroetha...	6.037	65	77478	9.67	ug/L		0.00
Spiked Amount 50.000	Range 73 - 125		Recovery = 19.34%#				
64) SURR3,Toluene-d8	8.488	98	225339	10.18	ug/L		0.00
Spiked Amount 50.000	Range 87 - 121		Recovery = 20.36%#				
69) SURR2,BFB	11.018	95	84994	9.62	ug/L		0.00
Spiked Amount 50.000	Range 85 - 122		Recovery = 19.24%#				
Target Compounds							Qvalue
2) Dichlorodifluoromethane	1.160	85	4337	0.45	ug/L		88
3) Chloromethane	1.294	50	8030	0.49	ug/L		83
4) Vinyl Chloride	1.379	62	5090	0.45	ug/L		92
5) Bromomethane	1.623	94	2644	0.54	ug/L		97
6) Chloroethane	1.703	64	3030	0.54	ug/L		99
7) Freon 21	1.867	67	5809	0.45	ug/L		99
8) Trichlorofluoromethane	1.916	101	4681	0.48	ug/L		80
9) Diethyl Ether	2.172	59	4348m	0.55	ug/L		
10) Freon 123a	2.178	67	3608	0.45	ug/L	#	74
11) Freon 123	2.227	83	3715	0.44	ug/L	#	68
12) Acrolein	2.269	56	5481	2.34	ug/L		95
13) 1,1-Diclethene	2.373	96	2528	0.47	ug/L	#	61
14) Freon 113	2.373	101	3880	0.65	ug/L	#	59
15) Acetone	2.416	43	4865	0.80	ug/L		84
16) 2-Propanol	2.562	45	8801	7.24	ug/L		64
17) Iodomethane	2.513	142	827m	0.12	ug/L		
18) Carbon Disulfide	2.568	76	7339	0.47	ug/L		92
19) Acetonitrile	2.684	40	3175	1.78	ug/L	#	56
20) Allyl Chloride	2.727	76	1540	0.54	ug/L	#	24
21) Methyl Acetate	2.769	43	6545m	0.52	ug/L		
22) Methylene Chloride	2.849	84	4806	0.68	ug/L	#	70
23) TBA	3.001	59	10490	7.30	ug/L		100
24) Acrylonitrile	3.135	53	13838	2.43	ug/L		85
25) Methyl-t-Butyl Ether	3.178	73	10568	0.48	ug/L		96
26) trans-1,2-Dichloroethene	3.172	96	3260	0.54	ug/L	#	71
27) 1,1-Diclethane	3.708	63	6194m	0.51	ug/L		
28) Vinyl Acetate	3.824	86	420m	0.32	ug/L		
29) DIPE	3.855	45	17198m	0.47	ug/L		
30) 2-Chloro-1,3-Butadiene	3.842	53	7028	0.46	ug/L		89
31) ETBE	4.434	59	11341m	0.52	ug/L		
32) 2,2-Dichloropropane	4.617	77	2752m	0.47	ug/L		
33) cis-1,2-Dichloroethene	4.635	96	3681m	0.61	ug/L		
34) 2-Butanone	4.684	43	4736m	0.55	ug/L		
35) Propionitrile	4.775	54	4896m	2.18	ug/L		

Data Path : I:\ACQUDATA\msvoa10\data\101915\
Data File : F3228.D
Acq On : 19 Oct 2015 6:23 pm
Operator : F. Naegler
Sample : 0.5 PPB STD Inst : MSVOA10
Misc :
ALS Vial : 2 Sample Multiplier: 1

Quant Time: Oct 20 10:09:15 2015
Quant Method : I:\ACQUDATA\MSVOA10\METHODS\W101915.M
Quant Title : MS#10 - 8260B WATERS 10mL Purge
QLast Update : Tue Oct 20 09:58:06 2015
Response via : Initial Calibration

Compound	R.T.	QIon	Response	Conc	Units		Dev(Min)
36) Bromochloromethane	5.049	130	2226m	0.56	ug/L		
37) Methacrylonitrile	5.056	67	1648m	0.39	ug/L		
38) Tetrahydrofuran	5.159	42	2432	0.43	ug/L		86
39) Chloroform	5.251	83	5432	0.51	ug/L	#	73
40) 1,1,1-Trichloroethane	5.519	97	4223m	0.56	ug/L		
42) Cyclohexane	5.592	41	5954m	0.62	ug/L		
44) Carbontetrachloride	5.781	121	883	0.41	ug/L	#	13
45) 1,1-Dichloropropene	5.805	75	4623	0.55	ug/L	#	76
47) Benzene	6.098	78	12484	0.48	ug/L		82
48) 1,2-Dichloroethane	6.135	62	5027	0.46	ug/L		79
49) Iso-Butyl Alcohol	6.147	43	5487	6.57	ug/L		91
50) TAME	6.354	73	8209	0.44	ug/L		92
51) n-Heptane	6.580	43	8205	0.59	ug/L	#	69
52) 1-Butanol	7.073	56	5382	14.00	ug/L	#	45
53) Trichloroethene	7.025	130	3230	0.49	ug/L		87
54) Methylcyclohexane	7.262	55	6282	0.54	ug/L		81
55) 1,2-Diclpropane	7.299	63	3948m	0.55	ug/L		
56) Dibromomethane	7.439	93	1920	0.46	ug/L	#	62
57) 1,4-Dioxane	7.525	88	1262	7.62	ug/L	#	40
58) Methyl Methacrylate	7.531	69	3195	0.53	ug/L	#	59
59) Bromodichloromethane	7.671	83	3605	0.47	ug/L		80
60) 2-Nitropropane	7.945	41	2906m	1.56	ug/L		
61) 2-Chloroethylvinyl Ether	8.073	63	1987m	0.33	ug/L		
62) cis-1,3-Dichloropropene	8.201	75	3488	0.38	ug/L		86
63) 4-Methyl-2-pentanone	8.402	43	6962	0.43	ug/L		84
65) Toluene	8.561	91	11536	0.43	ug/L		84
66) trans-1,3-Dichloropropene	8.823	75	3340	0.42	ug/L		70
67) Ethyl Methacrylate	8.969	69	4577	0.47	ug/L		83
68) 1,1,2-Trichloroethane	9.012	97	2842	0.46	ug/L		91
71) Tetrachloroethene	9.146	164	2828	0.55	ug/L	#	49
72) 2-Hexanone	9.299	43	5142	0.43	ug/L		89
73) 1,3-Dichloropropane	9.177	76	5508	0.53	ug/L		89
74) Dibromochloromethane	9.402	129	2635	0.46	ug/L		87
75) N-Butyl Acetate	9.451	43	7574	0.41	ug/L	#	67
76) 1,2-Dibromoethane	9.506	107	2347	0.40	ug/L	#	47
77) 3-Chlorobenzotrifluoride	9.994	180	4747	0.47	ug/L	#	78
78) Chlorobenzene	9.988	112	9441	0.54	ug/L	#	76
79) 4-Chlorobenzotrifluoride	10.055	180	5536m	0.61	ug/L		
80) 1,1,1,2-Tetrachloroethane	10.073	131	1959	0.36	ug/L	#	50
81) Ethylbenzene	10.103	106	3189	0.36	ug/L	#	87
82) (m+p)Xylene	10.213	106	12697	1.12	ug/L	#	85
83) o-Xylene	10.561	106	5080	0.45	ug/L		98
84) Styrene	10.579	104	9733	0.50	ug/L		90
85) Bromoform	10.731	173	1363	0.32	ug/L		76
86) 2-Chlorobenzotrifluoride	10.810	180	4813	0.49	ug/L		92
87) Isopropylbenzene	10.896	105	14909	0.51	ug/L		95
88) Cyclohexanone	10.957	55	15762	8.18	ug/L		78
89) trans-1,4-Dichloro-2-B...	11.201	53	1364	0.41	ug/L		90
91) 1,1,2,2-Tetrachloroethane	11.152	83	4422	0.50	ug/L		84
92) Bromobenzene	11.140	156	3830	0.53	ug/L		88
93) 1,2,3-Trichloropropane	11.182	110	1780	0.62	ug/L	#	53

Data Path : I:\ACQUDATA\msvoa10\data\101915\
Data File : F3228.D
Acq On : 19 Oct 2015 6:23 pm
Operator : F. Naegler
Sample : 0.5 PPB STD Inst : MSVOA10
Misc :
ALS Vial : 2 Sample Multiplier: 1

Quant Time: Oct 20 10:09:15 2015
Quant Method : I:\ACQUDATA\MSVOA10\METHODS\W101915.M
Quant Title : MS#10 - 8260B WATERS 10mL Purge
QLast Update : Tue Oct 20 09:58:06 2015
Response via : Initial Calibration

	Compound	R.T.	QIon	Response	Conc	Units		Dev(Min)
94)	n-Propylbenzene	11.249	91	16594	0.51	ug/L		91
95)	2-Chlorotoluene	11.310	91	10290	0.55	ug/L		88
96)	3-Chlorotoluene	11.365	91	10559	0.53	ug/L		93
97)	4-Chlorotoluene	11.408	91	10488	0.47	ug/L		90
98)	1,3,5-Trimethylbenzene	11.402	105	10449	0.46	ug/L		94
99)	tert-Butylbenzene	11.676	119	11960	0.58	ug/L		90
100)	1,2,4-Trimethylbenzene	11.713	105	11848	0.50	ug/L		92
101)	3,4-Dichlorobenzotrifl...	11.768	214	3840	0.53	ug/L		85
102)	sec-Butylbenzene	11.853	105	12808	0.43	ug/L		94
103)	p-Isopropyltoluene	11.975	119	11596	0.48	ug/L		89
104)	1,3-Dclbenz	11.932	146	7792	0.56	ug/L		85
105)	1,4-Dclbenz	12.005	146	7989	0.57	ug/L		96
106)	2,4-Dichlorobenzotrifl...	12.054	214	4356	0.67	ug/L	#	55
107)	2,5-Dichlorobenzotrifl...	12.097	214	3088	0.42	ug/L	#	78
108)	n-Butylbenzene	12.304	91	10139	0.45	ug/L		85
109)	1,2-Dclbenz	12.304	146	7939	0.58	ug/L		93
110)	1,2-Dibromo-3-chloropr...	12.932	157	803	0.43	ug/L	#	64
111)	Trielution Dichlorotol...	13.054	125	17906	1.42	ug/L		97
112)	1,3,5-Trichlorobenzene	13.097	180	4948	0.45	ug/L		87
113)	Coelution Dichlorotoluene	13.377	125	13558	0.96	ug/L		98
114)	1,2,4-Tcbenzene	13.578	180	5873	0.56	ug/L	#	84
115)	Hexachlorobt	13.718	225	2578	0.56	ug/L	#	64
116)	Naphthalen	13.773	128	15925	0.50	ug/L		97
117)	1,2,3-Tclbenzene	13.956	180	6831	0.63	ug/L	#	55
118)	2,4,5-Trichlorotoluene	14.548	159	4470	0.55	ug/L		91
119)	2,3,6-Trichlorotoluene	14.633	159	3270m	0.44	ug/L		

(#) = qualifier out of range (m) = manual integration (+) = signals summed

Quantitation Report (Qedit)

Data Path : I:\ACQUDATA\msvoa10\data\101915\
Data File : F3228.D
Acq On : 19 Oct 2015 6:23 pm
Operator : F. Naegler
Sample : 0.5 PPB STD Inst : MSVOA10
Misc :
ALS Vial : 2 Sample Multiplier: 1

Quant Time: Oct 20 09:59:27 2015
Quant Method : I:\ACQUDATA\MSVOA10\METHODS\W101915.M
Quant Title : MS#10 - 8260B WATERS 10mL Purge
QLast Update : Tue Oct 20 09:58:06 2015
Response via : Initial Calibration

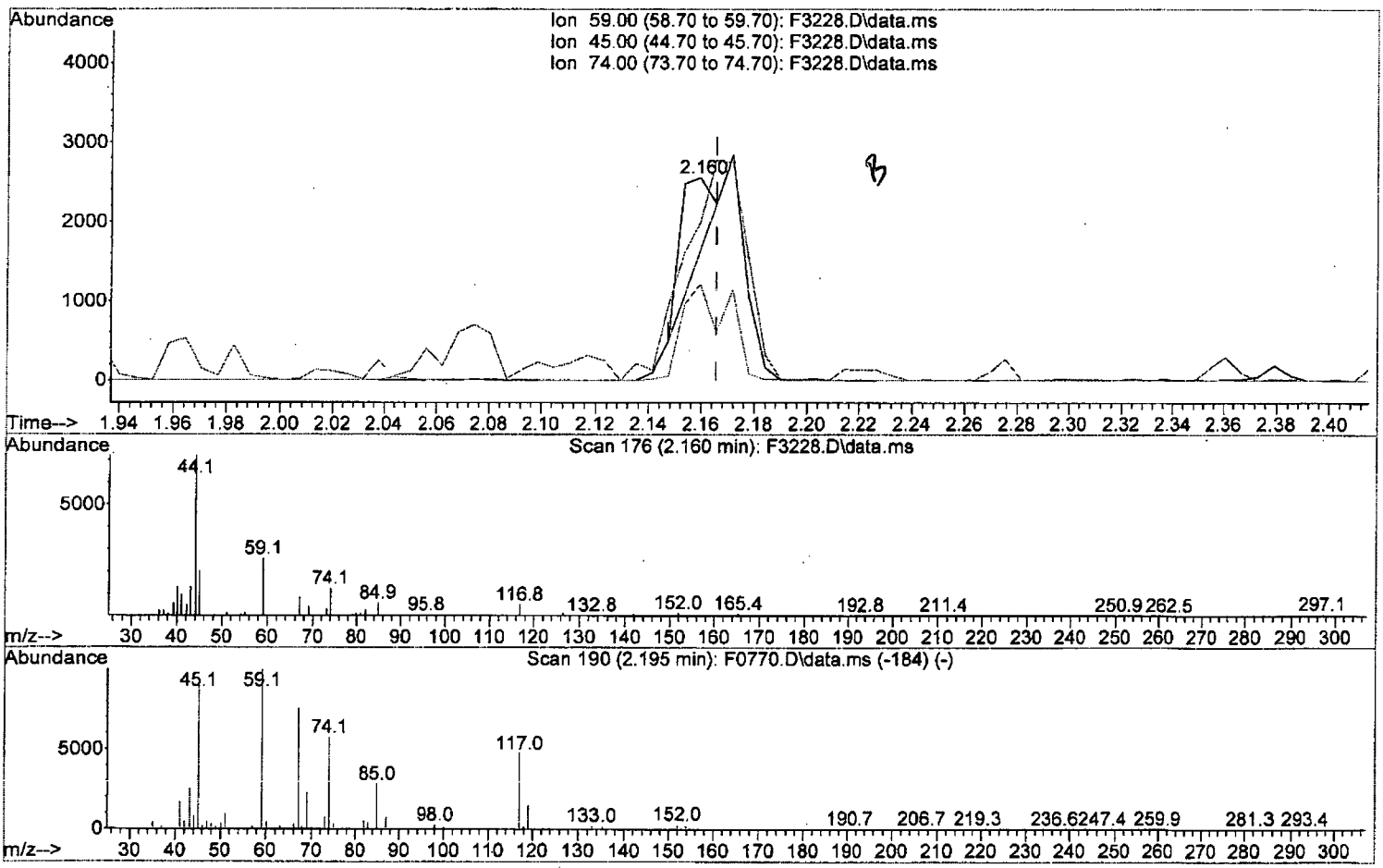

TIC: F3228.D\data.ms

(9) Diethyl Ether

2.160min (-0.006) 0.17 ug/L

response 1339

Ion	Exp%	Act%
59.00	100	100
45.00	87.70	78.06
74.00	67.40	47.68
0.00	0.00	0.00

Quantitation Report (Qedit)

Data Path : I:\ACQUDATA\msvoa10\data\101915\
Data File : F3228.D
Acq On : 19 Oct 2015 6:23 pm
Operator : F. Naegler
Sample : 0.5 PPB STD Inst : MSVOA10
Misc :
ALS Vial : 2 Sample Multiplier: 1

Quant Time: Oct 20 09:59:27 2015
Quant Method : I:\ACQUDATA\MSVOA10\METHODS\W101915.M
Quant Title : MS#10 - 8260B WATERS 10mL Purge
QLast Update : Tue Oct 20 09:58:06 2015
Response via : Initial Calibration

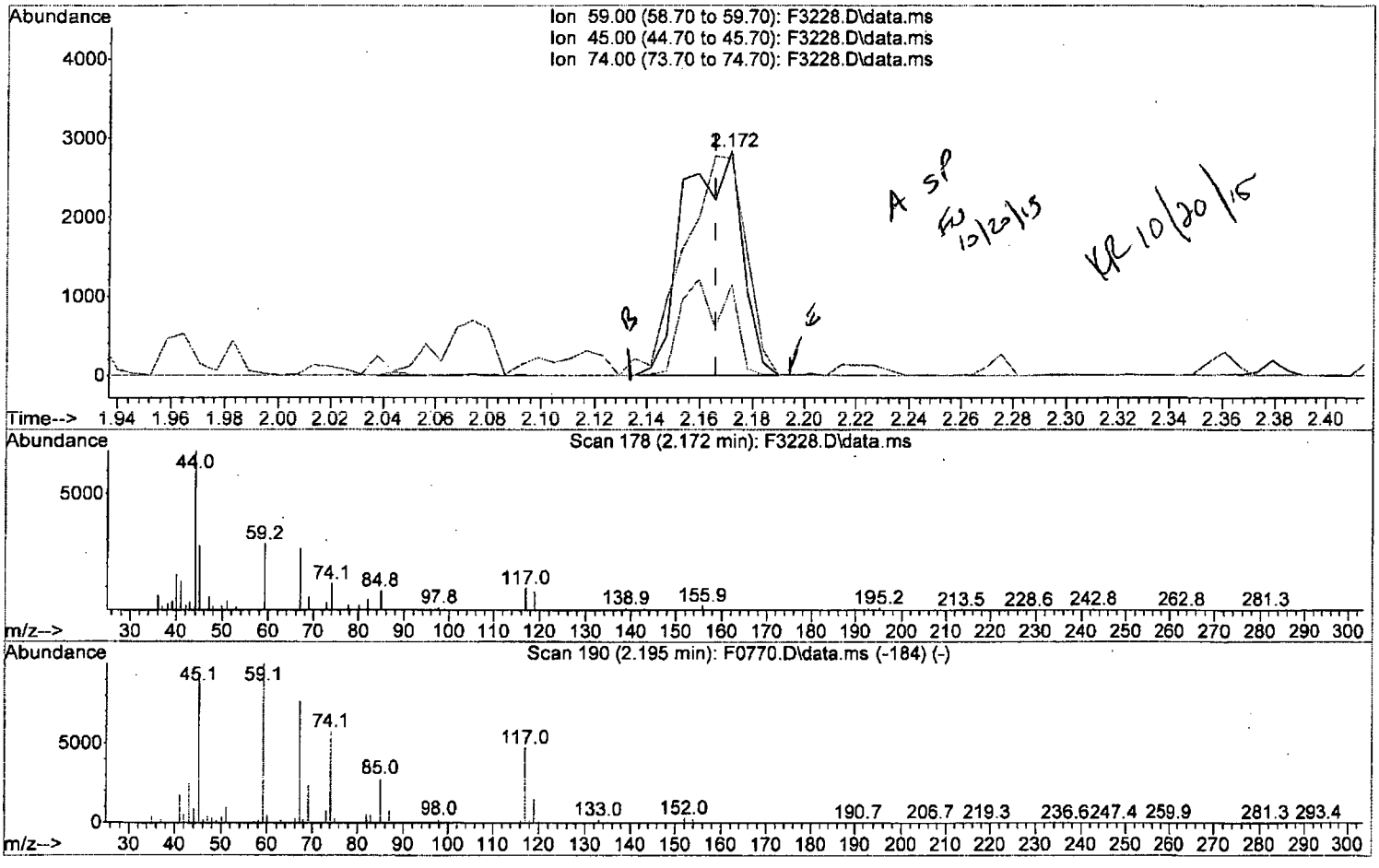

TIC: F3228.D\data.ms

(9) Diethyl Ether

2.172min (+0.006) 0.55 ug/L m

response 4348

Ion	Exp%	Act%
59.00	100	100
45.00	87.70	96.55
74.00	67.40	40.43#
0.00	0.00	0.00

Quantitation Report (Qedit)

Data Path : I:\ACQUDATA\msvoa10\data\101915\
Data File : F3228.D
Acq On : 19 Oct 2015 6:23 pm
Operator : F. Naegler
Sample : 0.5 PPB STD Inst : MSVOA10
Misc :
ALS Vial : 2 Sample Multiplier: 1

Quant Time: Oct 20 09:59:27 2015
Quant Method : I:\ACQUDATA\MSVOA10\METHODS\W101915.M
Quant Title : MS#10 - 8260B WATERS 10mL Purge
QLast Update : Tue Oct 20 09:58:06 2015
Response via : Initial Calibration

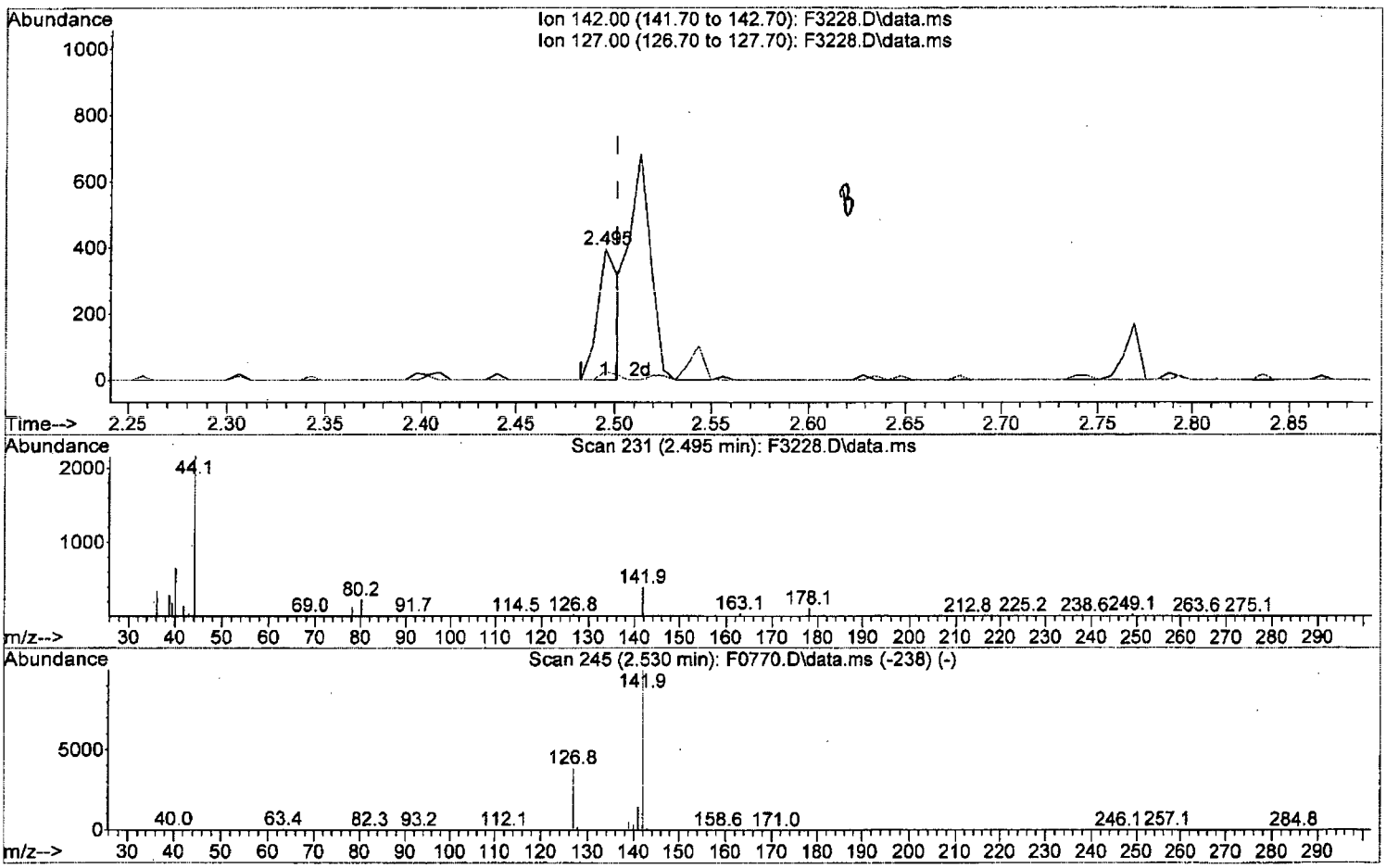

TIC: F3228.D\data.ms

(17) Iodomethane

2.495min (-0.006) 0.04 ug/L

response 298

Ion	Exp%	Act%
142.00	100	100
127.00	38.60	6.08#
0.00	0.00	0.00
0.00	0.00	0.00

Quantitation Report (Qedit)

Data Path : I:\ACQUDATA\msvoa10\data\101915\
Data File : F3228.D
Acq On : 19 Oct 2015 6:23 pm
Operator : F. Naegler
Sample : 0.5 PPB STD Inst : MSVOA10
Misc :
ALS Vial : 2 Sample Multiplier: 1

Quant Time: Oct 20 09:59:27 2015
Quant Method : I:\ACQUDATA\MSVOA10\METHODS\W101915.M
Quant Title : MS#10 - 8260B WATERS 10mL Purge
QLast Update : Tue Oct 20 09:58:06 2015
Response via : Initial Calibration

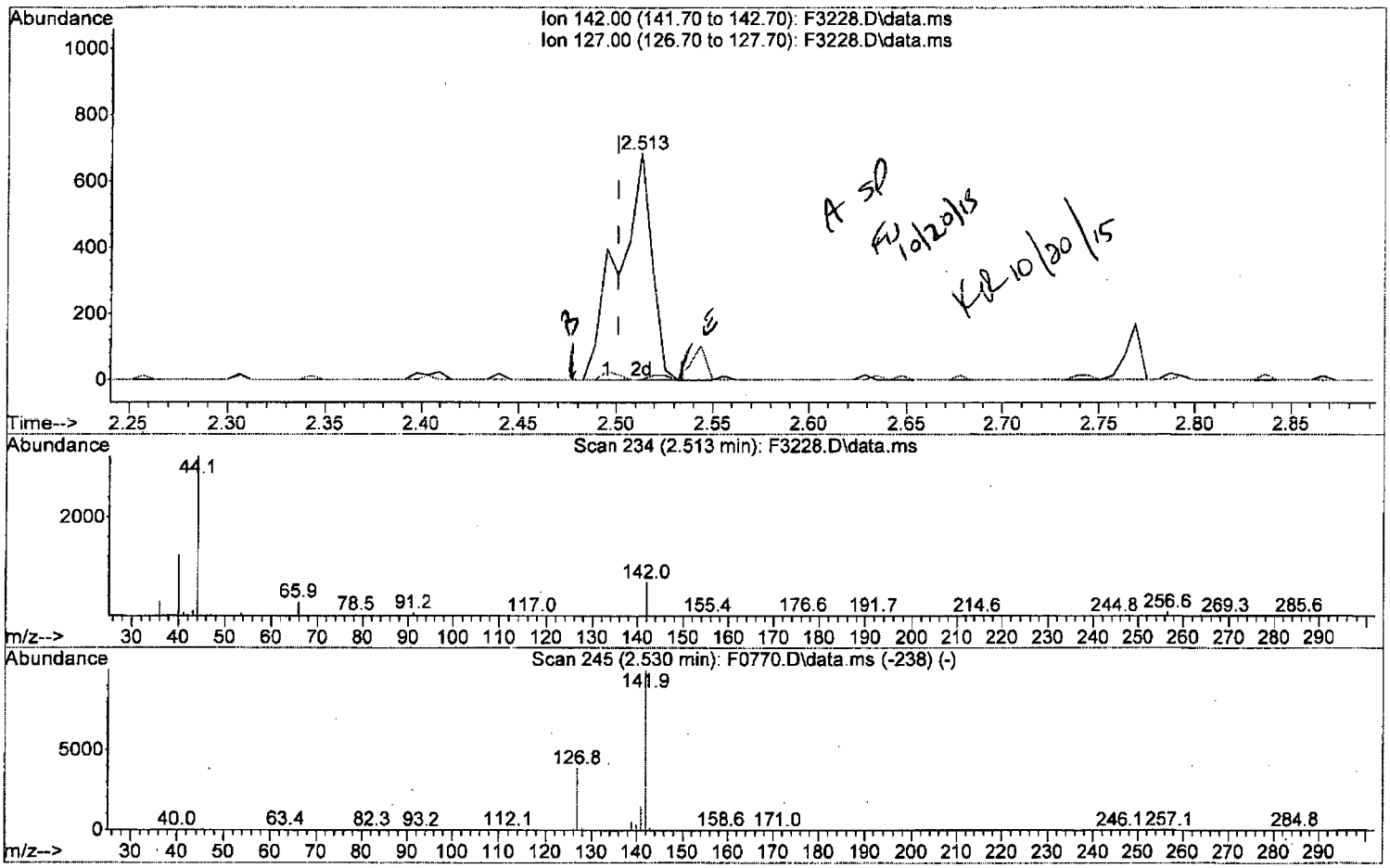

TIC: F3228.D\data.ms

(17) Iodomethane

2.513min (+0.012) 0.12 ug/L m

response 827

Ion	Exp%	Act%
142.00	100	100
127.00	38.60	0.00#
0.00	0.00	0.00
0.00	0.00	0.00

Quantitation Report (Qedit)

Data Path : I:\ACQUDATA\msvoa10\data\101915\
Data File : F3228.D
Acq On : 19 Oct 2015 6:23 pm
Operator : F. Naegler
Sample : 0.5 PPB STD Inst : MSVOA10
Misc :
ALS Vial : 2 Sample Multiplier: 1

Quant Time: Oct 20 09:59:27 2015
Quant Method : I:\ACQUDATA\MSVOA10\METHODS\W101915.M
Quant Title : MS#10 - 8260B WATERS 10mL Purge
QLast Update : Tue Oct 20 09:58:06 2015
Response via : Initial Calibration

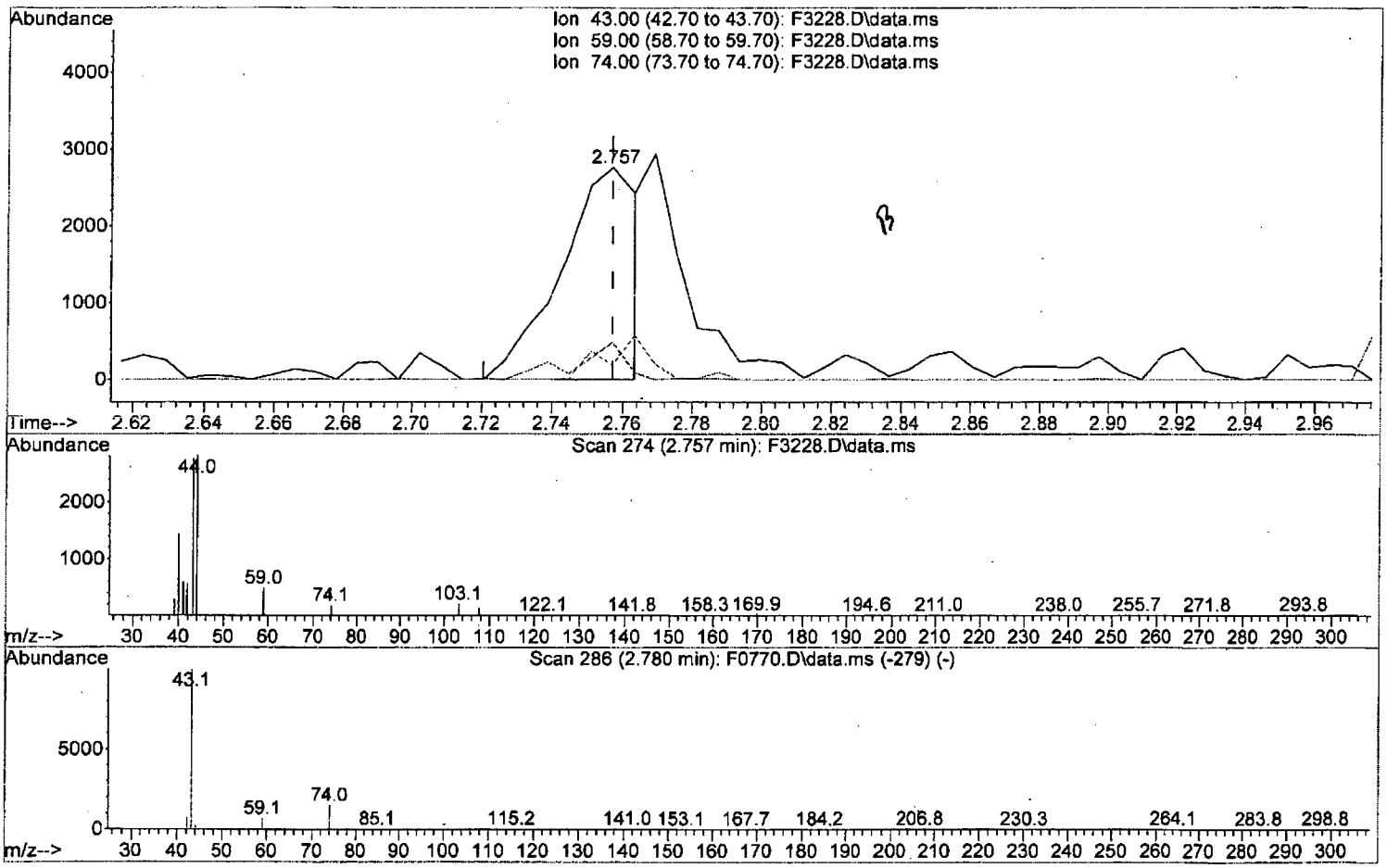

TIC: F3228.D\data.ms

(21) Methyl Acetate (P)

2.757min (-0.000) 0.33 ug/L

response 4122

Ion	Exp%	Act%
43.00	100	100
59.00	6.60	17.53
74.00	14.80	6.60
0.00	0.00	0.00

Quantitation Report (Qedit)

Data Path : I:\ACQUDATA\msvoa10\data\101915\
Data File : F3228.D
Acq On : 19 Oct 2015 6:23 pm
Operator : F. Naegler
Sample : 0.5 PPB STD Inst : MSVOA10
Misc :
ALS Vial : 2 Sample Multiplier: 1

Quant Time: Oct 20 09:59:27 2015
Quant Method : I:\ACQUDATA\MSVOA10\METHODS\W101915.M
Quant Title : MS#10 - 8260B WATERS 10mL Purge
QLast Update : Tue Oct 20 09:58:06 2015
Response via : Initial Calibration

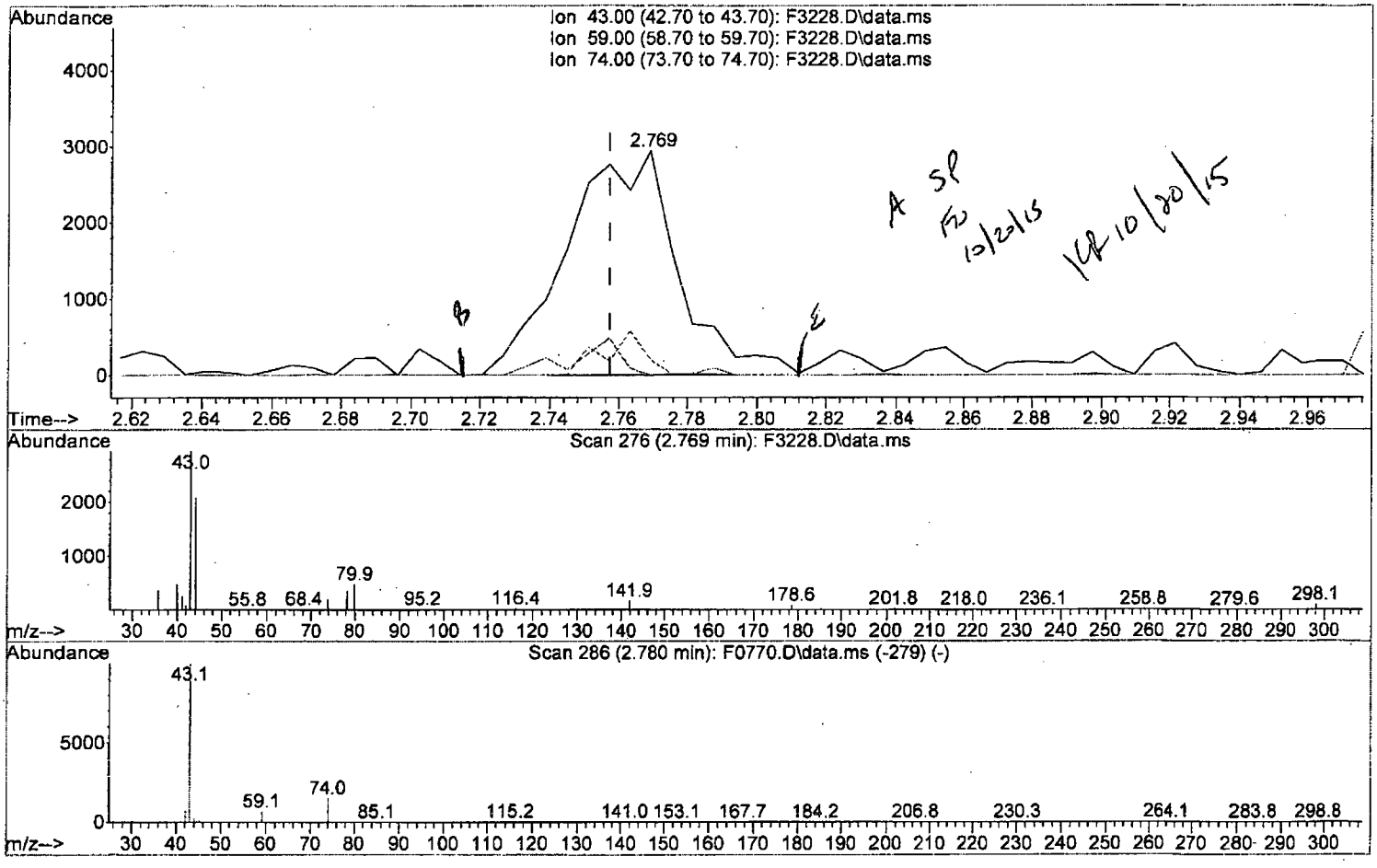

TIC: F3228.D\data.ms

(21) Methyl Acetate (P)

2.769min (+0.012) 0.52 ug/L m

response 6545

Ion	Exp%	Act%
43.00	100	100
59.00	6.60	0.00
74.00	14.80	6.85
0.00	0.00	0.00

Quantitation Report (Qedit)

Data Path : I:\ACQUDATA\msvoa10\data\101915\
Data File : F3228.D
Acq On : 19 Oct 2015 6:23 pm
Operator : F. Naegler
Sample : 0.5 PPB STD Inst : MSVOA10
Misc :
ALS Vial : 2 Sample Multiplier: 1

Quant Time: Oct 20 09:59:27 2015
Quant Method : I:\ACQUDATA\MSVOA10\METHODS\W101915.M
Quant Title : MS#10 - 8260B WATERS 10mL Purge
QLast Update : Tue Oct 20 09:58:06 2015
Response via : Initial Calibration

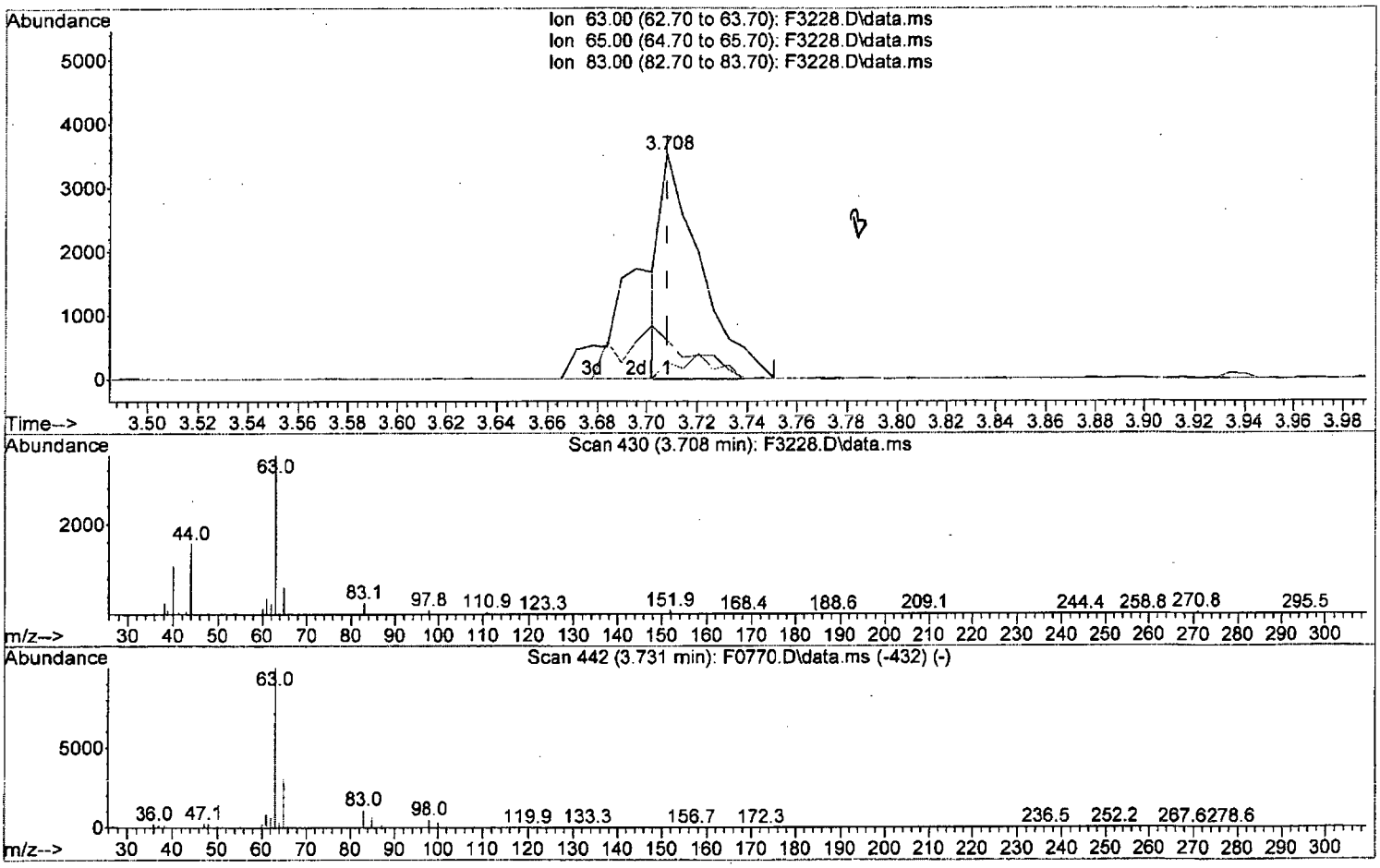

TIC: F3228.D\data.ms

(27) 1,1-Diclethane (P)

3.708min (-0.000) 0.32 ug/L

response 3835

Ion	Exp%	Act%
63.00	100	100
65.00	29.90	16.80
83.00	11.10	7.38
0.00	0.00	0.00

Quantitation Report (Qedit)

Data Path : I:\ACQUDATA\msvoa10\data\101915\
Data File : F3228.D
Acq On : 19 Oct 2015 6:23 pm
Operator : F. Naegler
Sample : 0.5 PPB STD Inst : MSVOA10
Misc :
ALS Vial : 2 Sample Multiplier: 1

Quant Time: Oct 20 09:59:27 2015
Quant Method : I:\ACQUDATA\MSVOA10\METHODS\W101915.M
Quant Title : MS#10 - 8260B WATERS 10mL Purge
QLast Update : Tue Oct 20 09:58:06 2015
Response via : Initial Calibration

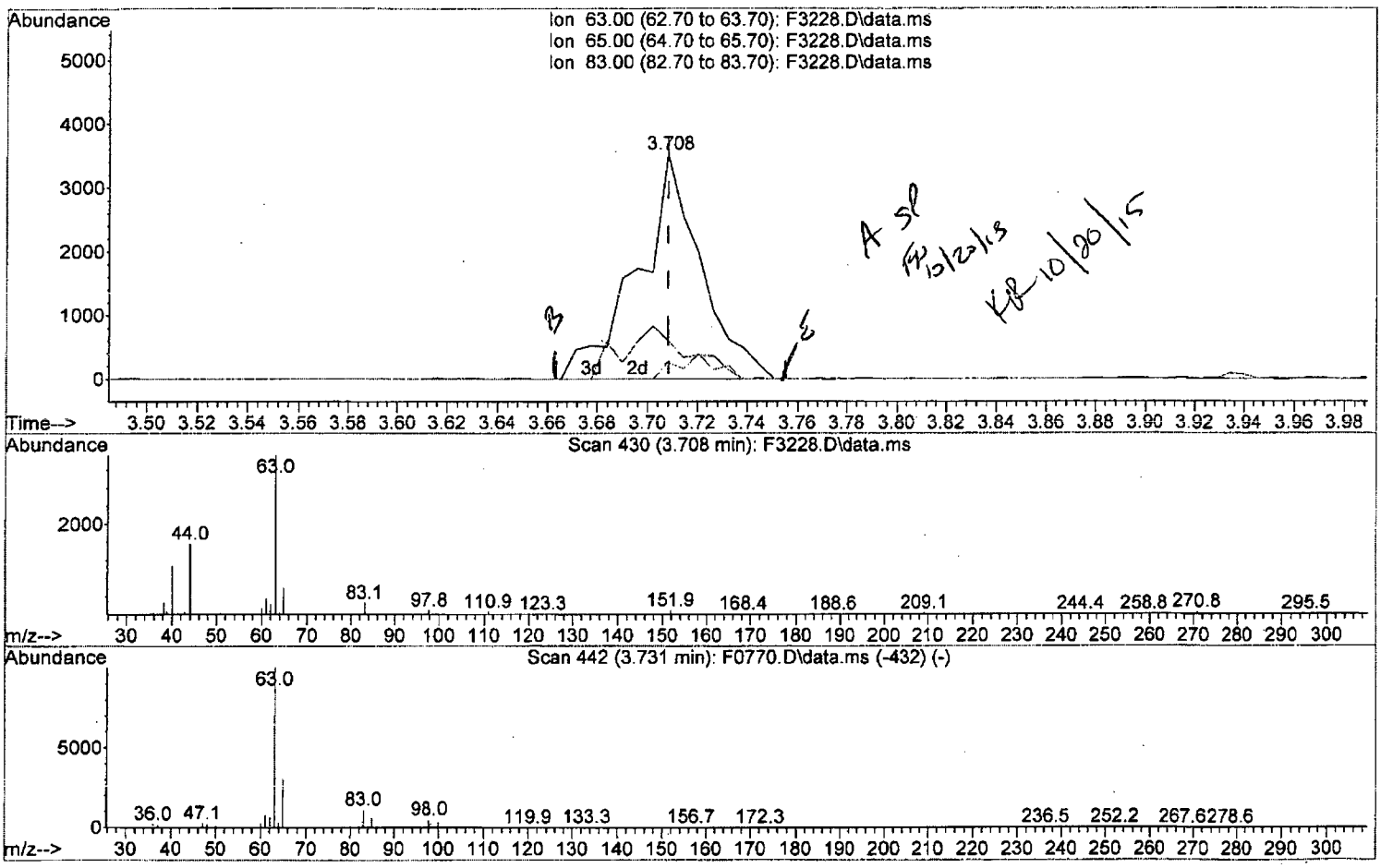

TIC: F3228.D\data.ms

(27) 1,1-Diclethane (P)

3.708min (-0.000) 0.51 ug/L m

response 6194

Ion	Exp%	Act%
63.00	100	100
65.00	29.90	16.80
83.00	11.10	7.38
0.00	0.00	0.00

Quantitation Report (Qedit)

Data Path : I:\ACQUDATA\msvoa10\data\101915\
Data File : F3228.D
Acq On : 19 Oct 2015 6:23 pm
Operator : F. Naegler
Sample : 0.5 PPB STD Inst : MSVOA10
Misc :
ALS Vial : 2 Sample Multiplier: 1

Quant Time: Oct 20 09:59:27 2015
Quant Method : I:\ACQUDATA\MSVOA10\METHODS\W101915.M
Quant Title : MS#10 - 8260B WATERS 10mL Purge
QLast Update : Tue Oct 20 09:58:06 2015
Response via : Initial Calibration

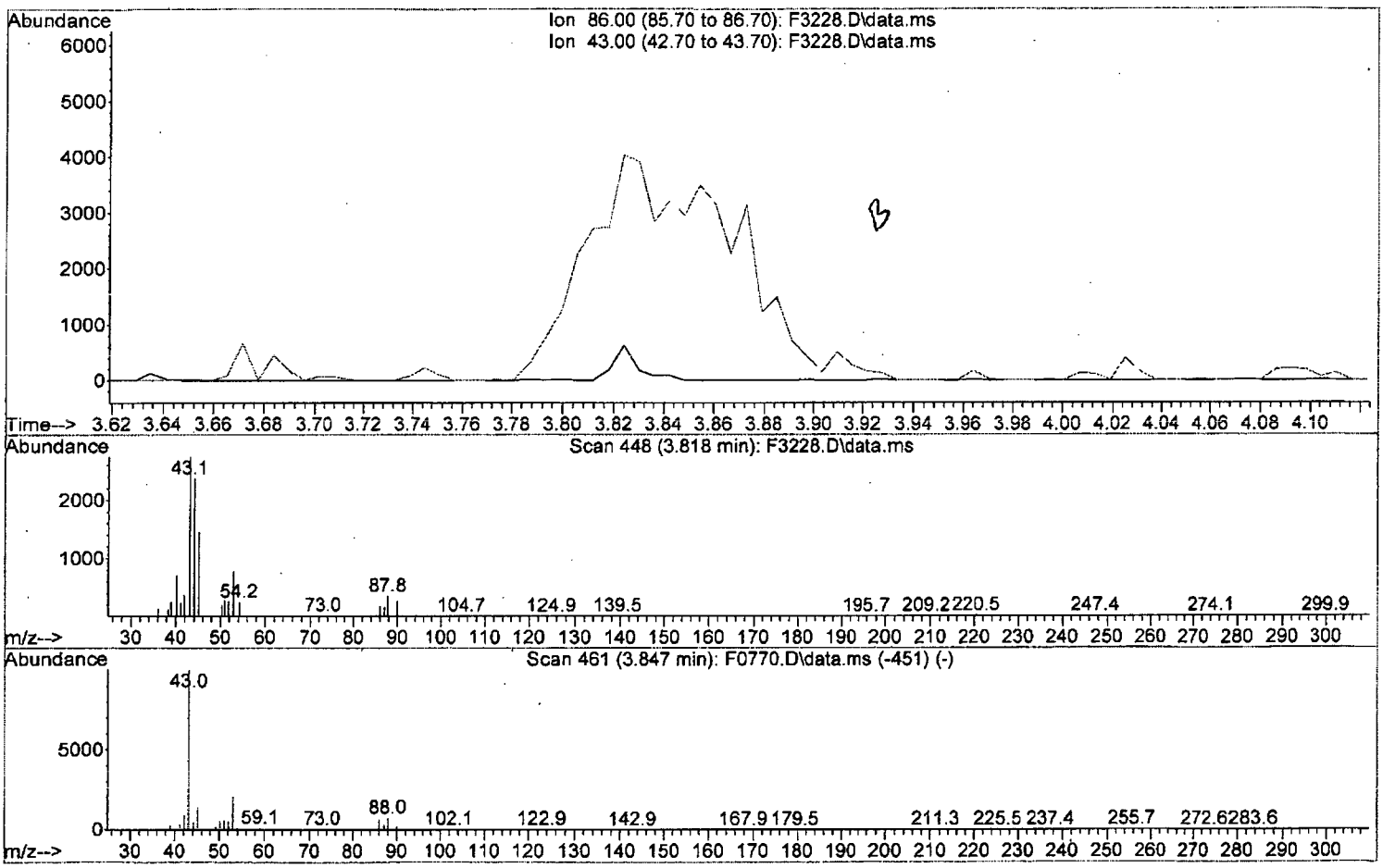

TIC: F3228.D\data.ms

(28) Vinyl Acetate

3.818min (-3.818) 0.00 ug/L

response 0

Ion	Exp%	Act%
86.00	100	0.00
43.00	1655.60	0.00#
0.00	0.00	0.00
0.00	0.00	0.00

Quantitation Report (Qedit)

Data Path : I:\ACQUDATA\msvoa10\data\101915\
Data File : F3228.D
Acq On : 19 Oct 2015 6:23 pm
Operator : F. Naegler
Sample : 0.5 PPB STD Inst : MSVOA10
Misc :
ALS Vial : 2 Sample Multiplier: 1

Quant Time: Oct 20 09:59:27 2015
Quant Method : I:\ACQUDATA\MSVOA10\METHODS\W101915.M
Quant Title : MS#10 - 8260B WATERS 10mL Purge
QLast Update : Tue Oct 20 09:58:06 2015
Response via : Initial Calibration

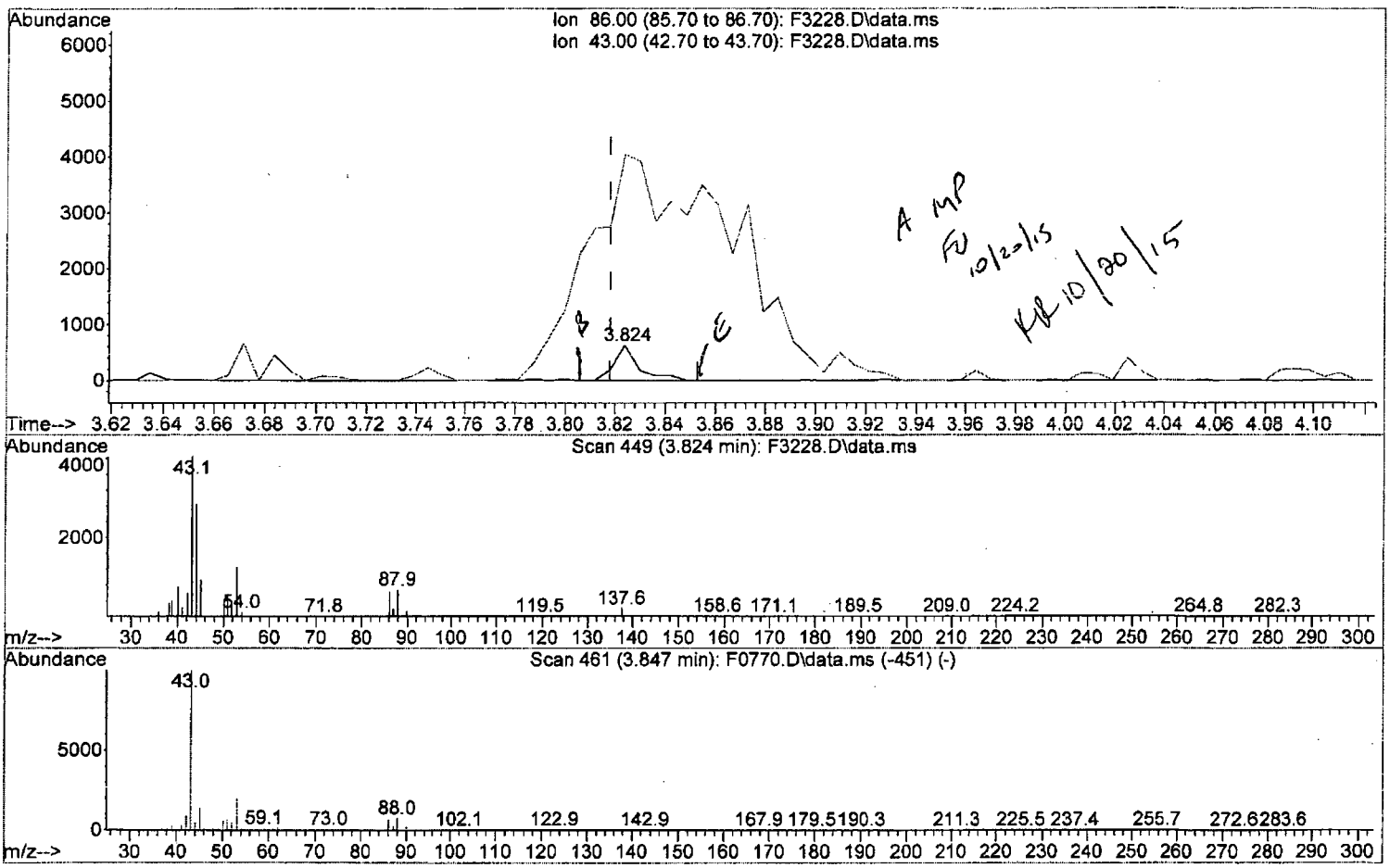

TIC: F3228.D\data.ms

(28) Vinyl Acetate

3.824min (+0.006) 0.32 ug/L m

response 420

Ion	Exp%	Act%
86.00	100	100
43.00	1655.60	648.39#
0.00	0.00	0.00
0.00	0.00	0.00

Quantitation Report (Qedit)

Data Path : I:\ACQUDATA\msvoa10\data\101915\
Data File : F3228.D
Acq On : 19 Oct 2015 6:23 pm
Operator : F. Naegler
Sample : 0.5 PPB STD Inst : MSVOA10
Misc :
ALS Vial : 2 Sample Multiplier: 1

Quant Time: Oct 20 09:59:27 2015
Quant Method : I:\ACQUDATA\MSVOA10\METHODS\W101915.M
Quant Title : MS#10 - 8260B WATERS 10mL Purge
QLast Update : Tue Oct 20 09:58:06 2015
Response via : Initial Calibration

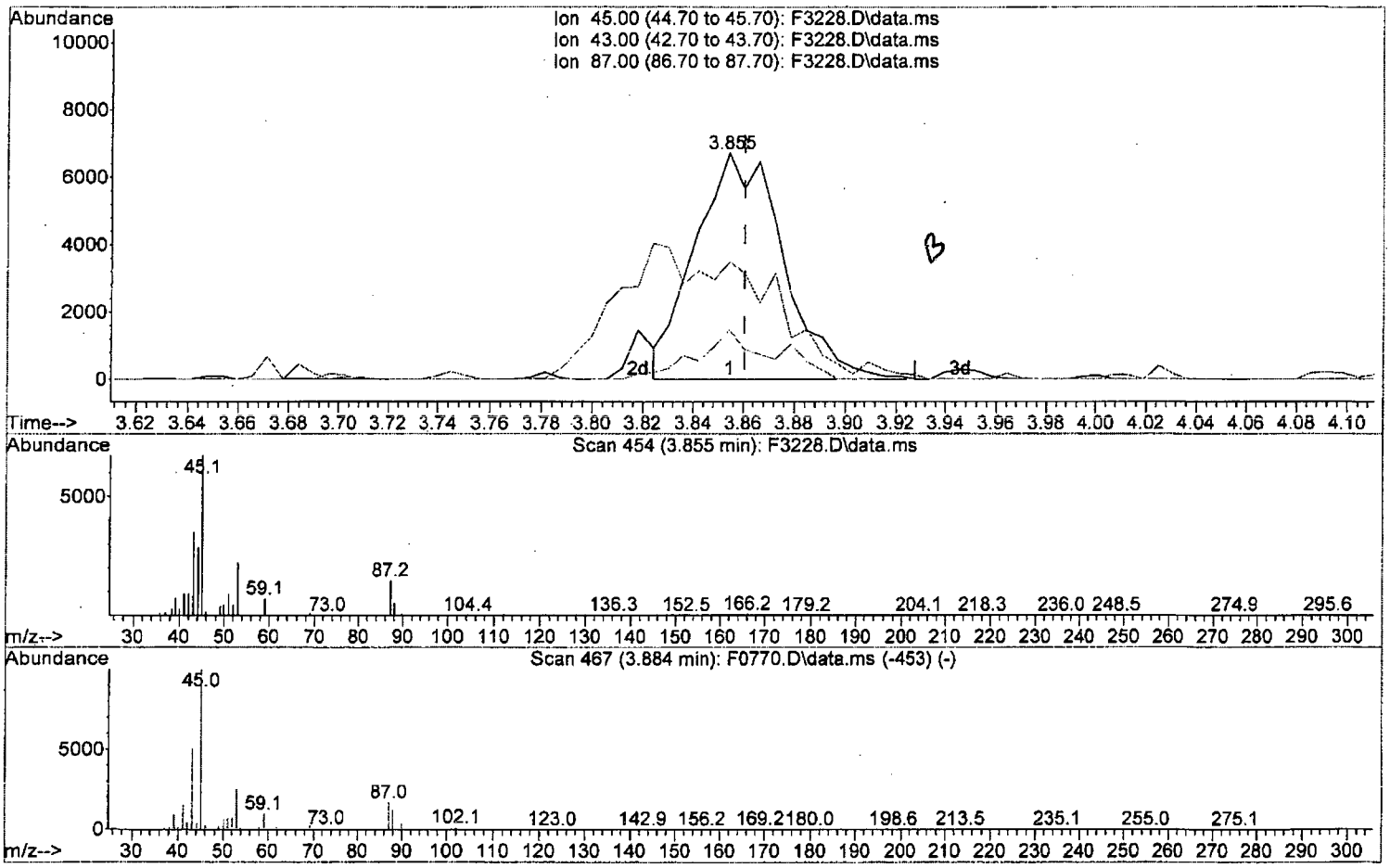

TIC: F3228.D\data.ms

(29) DIPE

3.855min (-0.006) 0.45 ug/L

response 16212

Ion	Exp%	Act%
45.00	100	100
43.00	50.70	51.98
87.00	16.70	21.69
0.00	0.00	0.00

Quantitation Report (Qedit)

Data Path : I:\ACQUDATA\msvoa10\data\101915\
Data File : F3228.D
Acq On : 19 Oct 2015 6:23 pm
Operator : F. Naegler
Sample : 0.5 PPB STD Inst : MSVOA10
Misc :
ALS Vial : 2 Sample Multiplier: 1

Quant Time: Oct 20 09:59:27 2015
Quant Method : I:\ACQUDATA\MSVOA10\METHODS\W101915.M
Quant Title : MS#10 - 8260B WATERS 10mL Purge
QLast Update : Tue Oct 20 09:58:06 2015
Response via : Initial Calibration

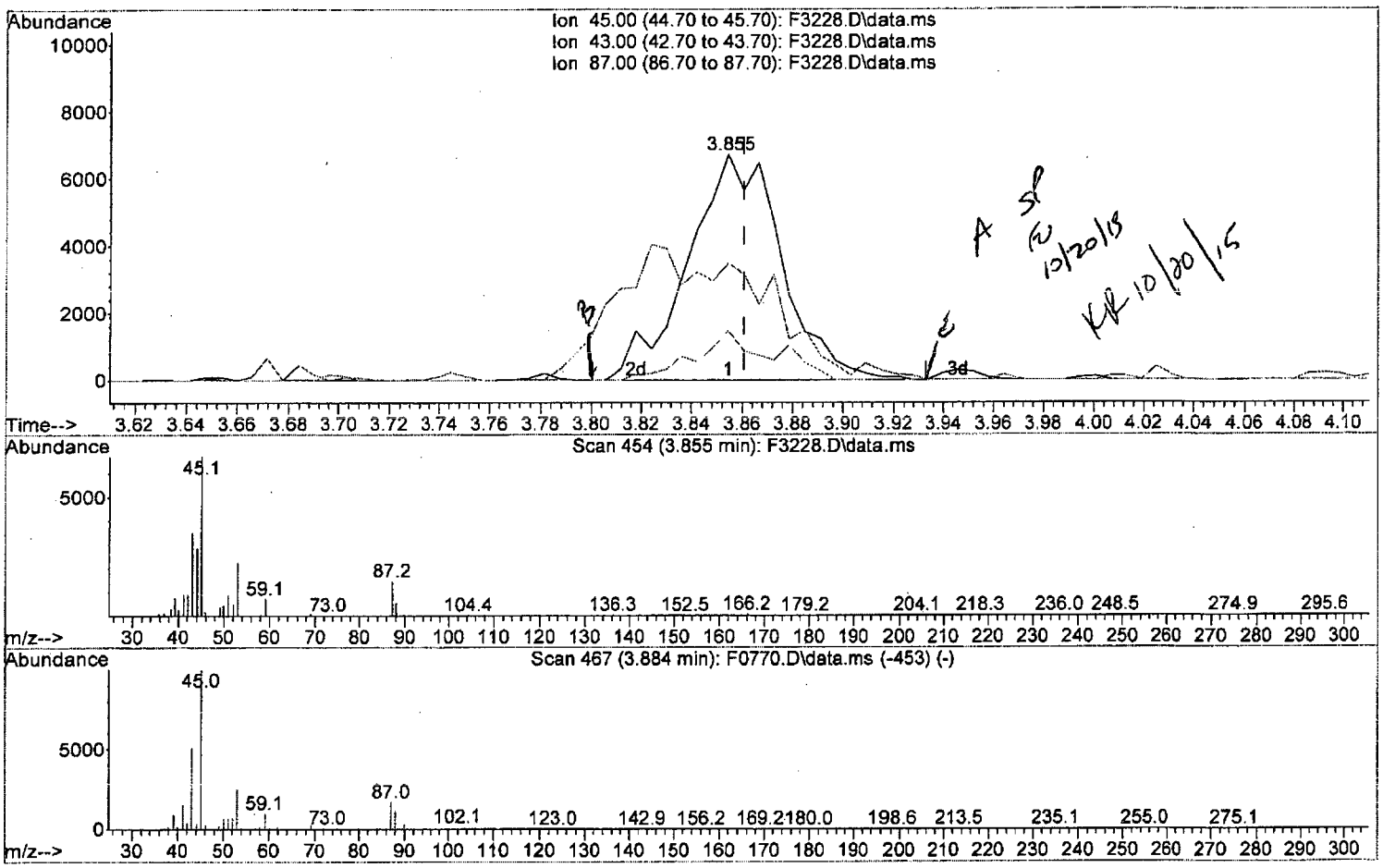

TIC: F3228.D\data.ms

(29) DIPE

3.855min (-0.006) 0.47 ug/L m

response 17198

Ion	Exp%	Act%
45.00	100	100
43.00	50.70	51.98
87.00	16.70	21.69
0.00	0.00	0.00

Quantitation Report (Qedit)

Data Path : I:\ACQUDATA\msvoa10\data\101915\
Data File : F3228.D
Acq On : 19 Oct 2015 6:23 pm
Operator : F. Naegler
Sample : 0.5 PPB STD Inst : MSVOA10
Misc :
ALS Vial : 2 Sample Multiplier: 1

Quant Time: Oct 20 09:59:27 2015
Quant Method : I:\ACQUDATA\MSVOA10\METHODS\W101915.M
Quant Title : MS#10 - 8260B WATERS 10mL Purge
QLast Update : Tue Oct 20 09:58:06 2015
Response via : Initial Calibration

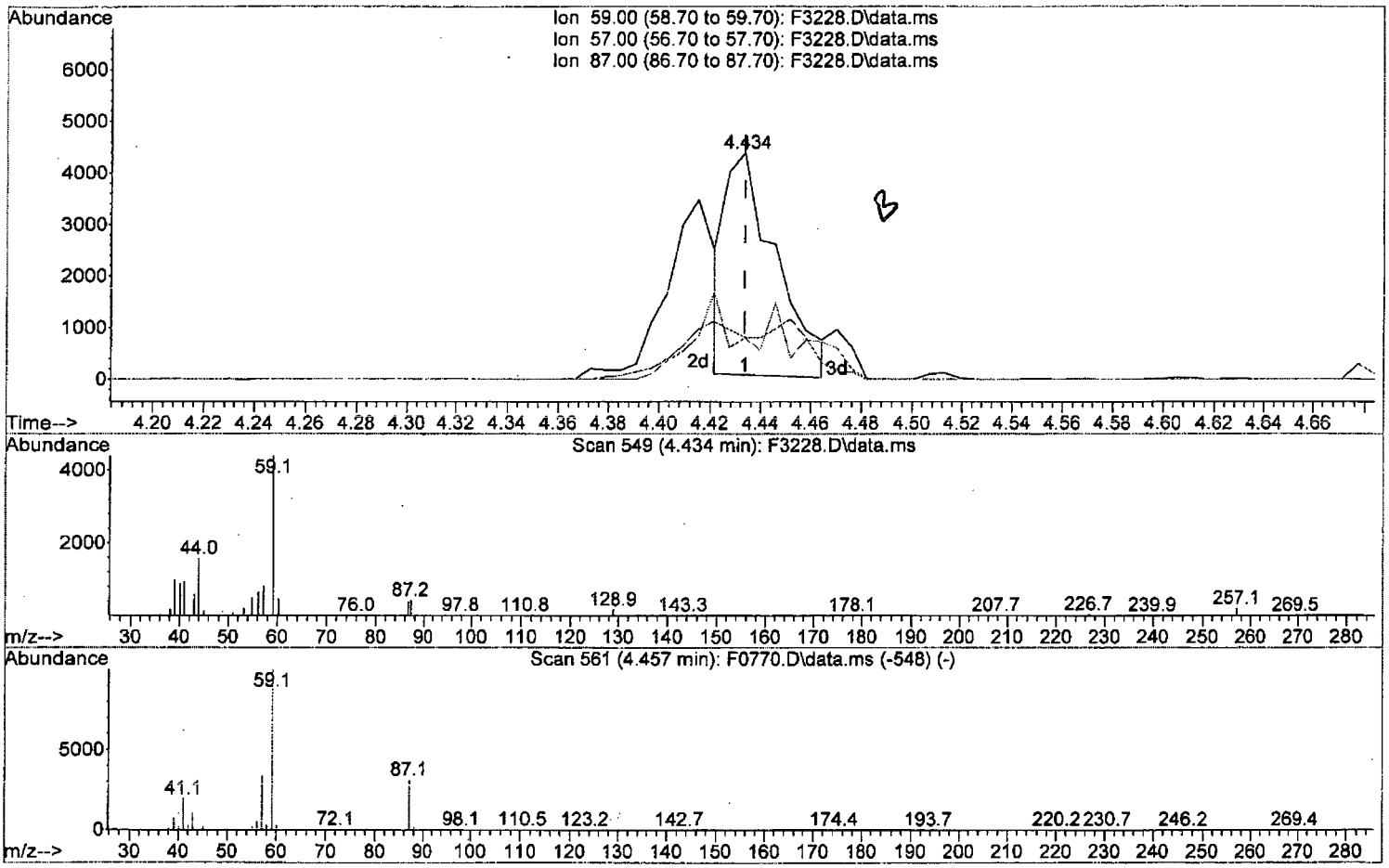

TIC: F3228.D\data.ms

(31) ETBE

4.434min (-0.000) 0.27 ug/L

response 5996

Ion	Exp%	Act%
59.00	100	100
57.00	33.10	18.47
87.00	31.20	18.29
0.00	0.00	0.00

Quantitation Report (Qedit)

Data Path : I:\ACQUDATA\msvoa10\data\101915\
Data File : F3228.D
Acq On : 19 Oct 2015 6:23 pm
Operator : F. Naegler
Sample : 0.5 PPB STD Inst : MSVOA10
Misc :
ALS Vial : 2 Sample Multiplier: 1

Quant Time: Oct 20 09:59:27 2015
Quant Method : I:\ACQUDATA\MSVOA10\METHODS\W101915.M
Quant Title : MS#10 - 8260B WATERS 10mL Purge
QLast Update : Tue Oct 20 09:58:06 2015
Response via : Initial Calibration

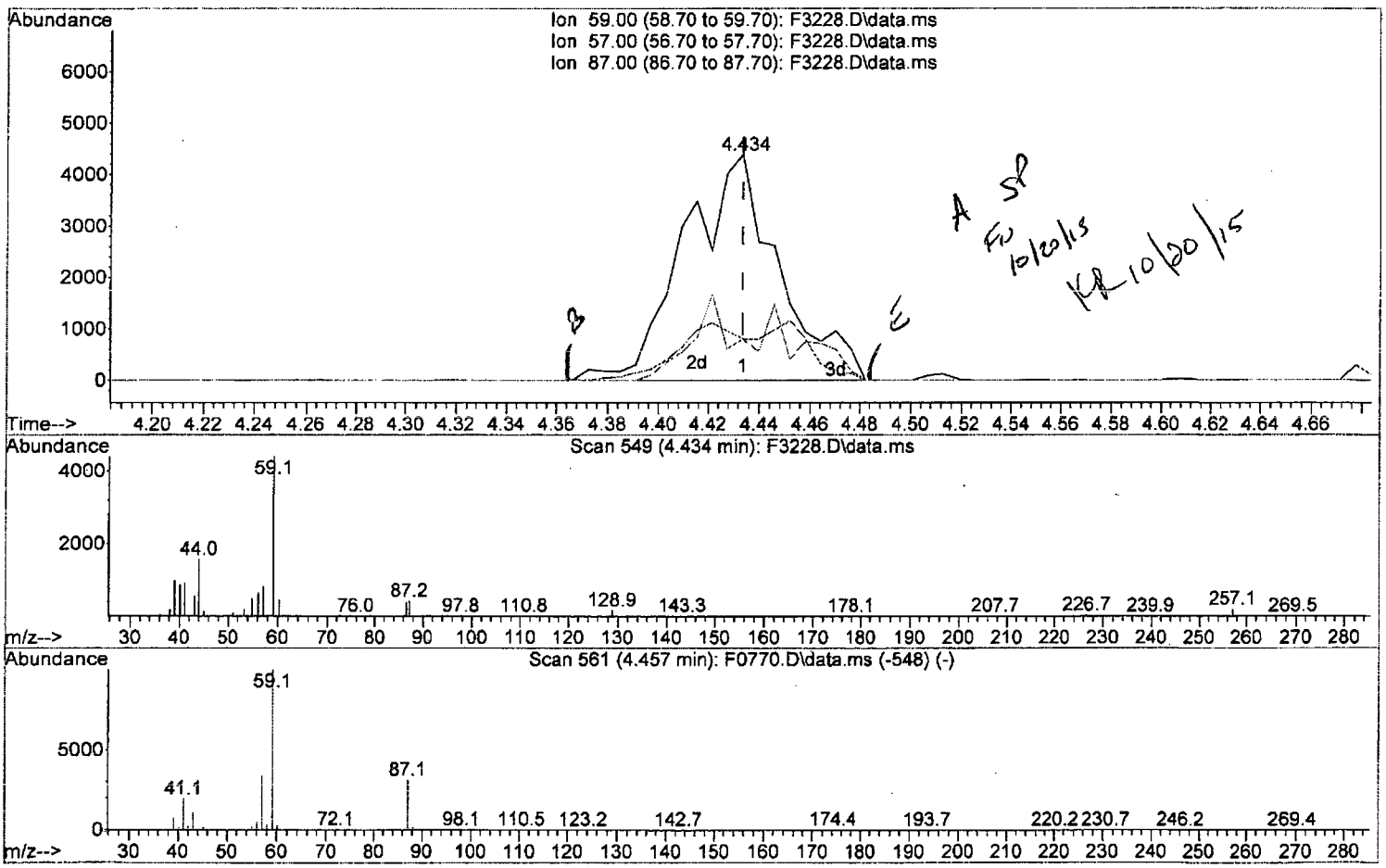

TIC: F3228.D\data.ms

(31) ETBE

4.434min (-0.000) 0.52 ug/L m

response 11341

Ion	Exp%	Act%
59.00	100	100
57.00	33.10	18.47
87.00	31.20	9.63#
0.00	0.00	0.00

Quantitation Report (Qedit)

Data Path : I:\ACQUDATA\msvoa10\data\101915\
Data File : F3228.D
Acq On : 19 Oct 2015 6:23 pm
Operator : F. Naegler
Sample : 0.5 PPB STD Inst : MSVOA10
Misc :
ALS Vial : 2 Sample Multiplier: 1

Quant Time: Oct 20 09:59:27 2015
Quant Method : I:\ACQUDATA\MSVOA10\METHODS\W101915.M
Quant Title : MS#10 - 8260B WATERS 10mL Purge
QLast Update : Tue Oct 20 09:58:06 2015
Response via : Initial Calibration

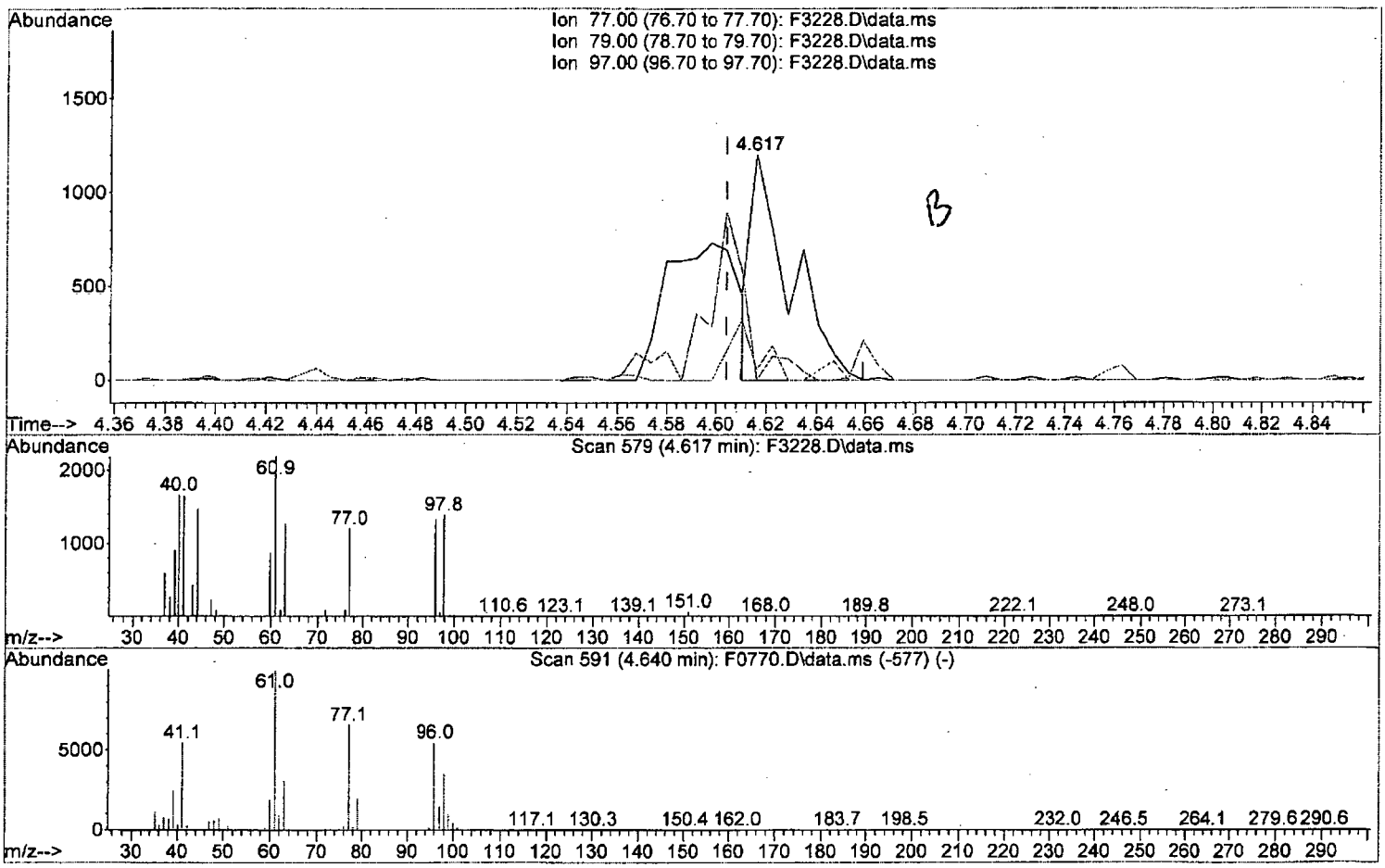

TIC: F3228.D\data.ms

(32) 2,2-Dichloropropane

4.617min (+0.012) 0.22 ug/L

response 1288

Ion	Exp%	Act%
77.00	100	100
79.00	30.40	0.00#
97.00	22.40	4.67
0.00	0.00	0.00

Quantitation Report (Qedit)

Data Path : I:\ACQUDATA\msvoa10\data\101915\
Data File : F3228.D
Acq On : 19 Oct 2015 6:23 pm
Operator : F. Naegler
Sample : 0.5 PPB STD Inst : MSVOA10
Misc :
ALS Vial : 2 Sample Multiplier: 1

Quant Time: Oct 20 09:59:27 2015
Quant Method : I:\ACQUDATA\MSVOA10\METHODS\W101915.M
Quant Title : MS#10 - 8260B WATERS 10mL Purge
QLast Update : Tue Oct 20 09:58:06 2015
Response via : Initial Calibration

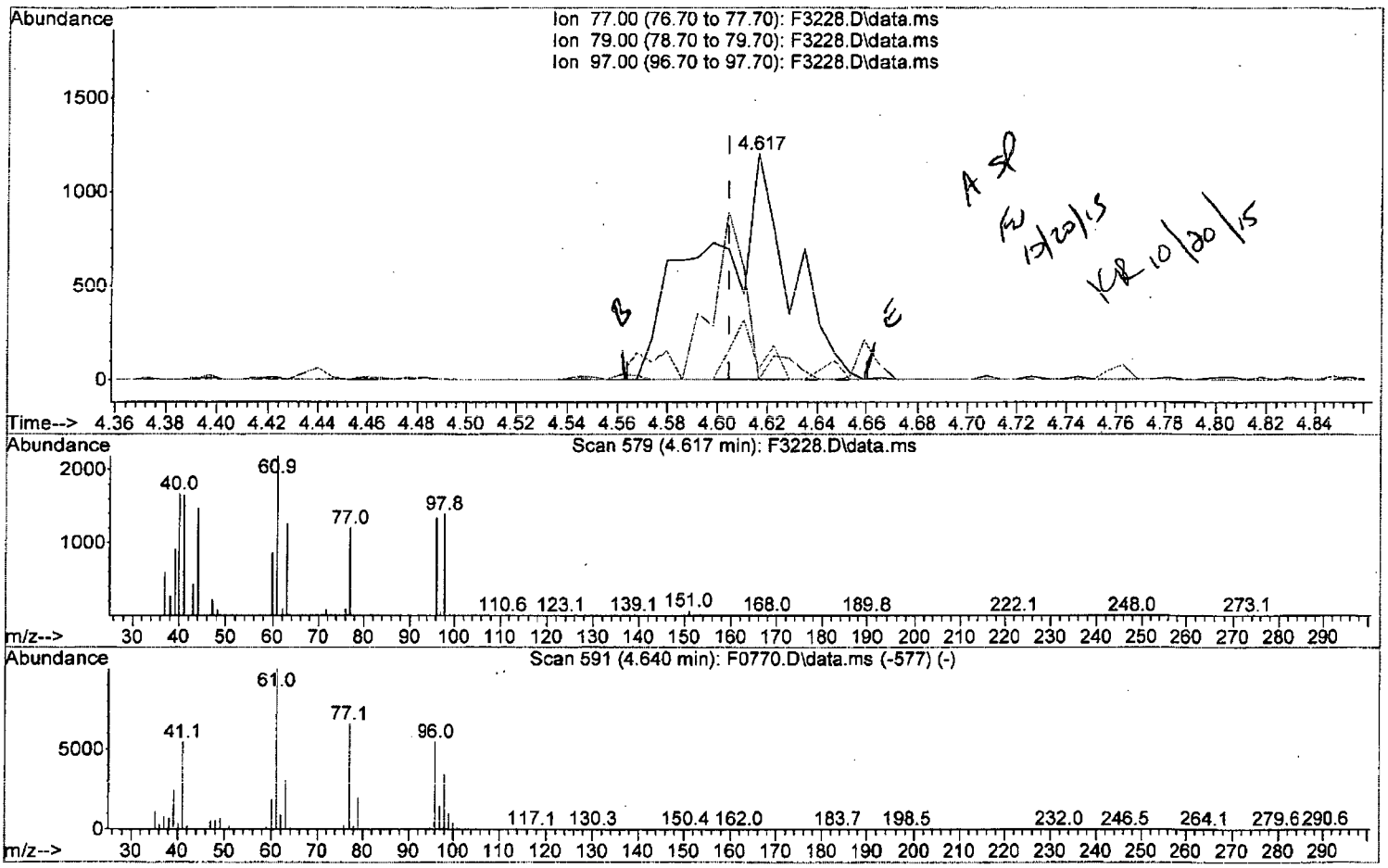

TIC: F3228.D\data.ms

(32) 2,2-Dichloropropane

4.617min (+0.012) 0.47 ug/L m

response 2752

Ion	Exp%	Act%
77.00	100	100
79.00	30.40	0.00#
97.00	22.40	4.67
0.00	0.00	0.00

Quantitation Report (Qedit)

Data Path : I:\ACQUDATA\msvoa10\data\101915\
Data File : F3228.D
Acq On : 19 Oct 2015 6:23 pm
Operator : F. Naegler
Sample : 0.5 PPB STD Inst : MSVOA10
Misc :
ALS Vial : 2 Sample Multiplier: 1

Quant Time: Oct 20 09:59:27 2015
Quant Method : I:\ACQUDATA\MSVOA10\METHODS\W101915.M
Quant Title : MS#10 - 8260B WATERS 10mL Purge
QLast Update : Tue Oct 20 09:58:06 2015
Response via : Initial Calibration

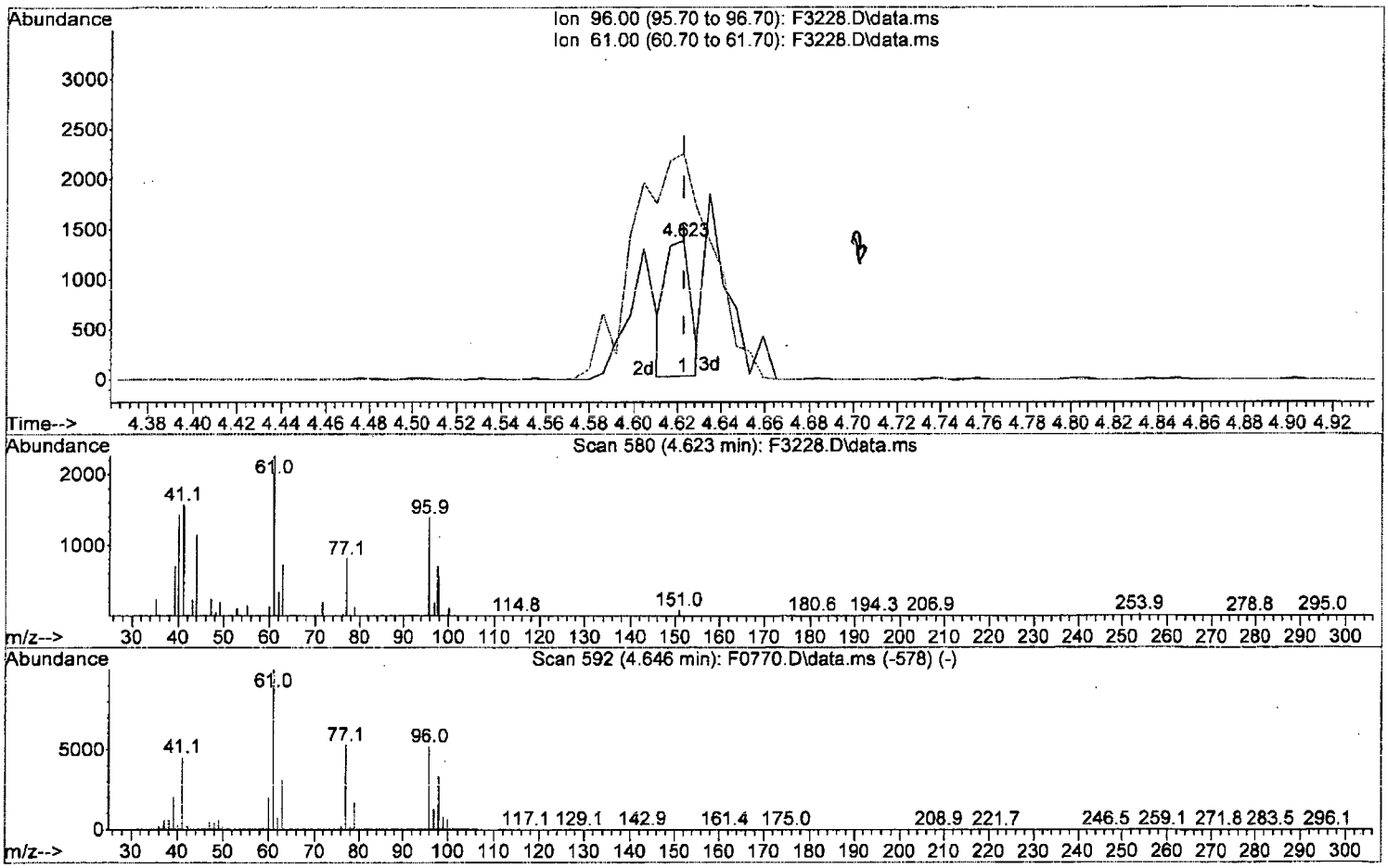

TIC: F3228.D\data.ms

(33) cis-1,2-Dichloroethene (P)

4.623min (-0.000) 0.18 ug/L

response 1090

Ion	Exp%	Act%
96.00	100	100
61.00	193.00	162.91#
0.00	0.00	0.00
0.00	0.00	0.00

Quantitation Report (Qedit)

Data Path : I:\ACQUDATA\msvoa10\data\101915\
Data File : F3228.D
Acq On : 19 Oct 2015 6:23 pm
Operator : F. Naegler
Sample : 0.5 PPB STD Inst : MSVOA10
Misc :
ALS Vial : 2 Sample Multiplier: 1

Quant Time: Oct 20 09:59:27 2015
Quant Method : I:\ACQUDATA\MSVOA10\METHODS\W101915.M
Quant Title : MS#10 - 8260B WATERS 10mL Purge
QLast Update : Tue Oct 20 09:58:06 2015
Response via : Initial Calibration

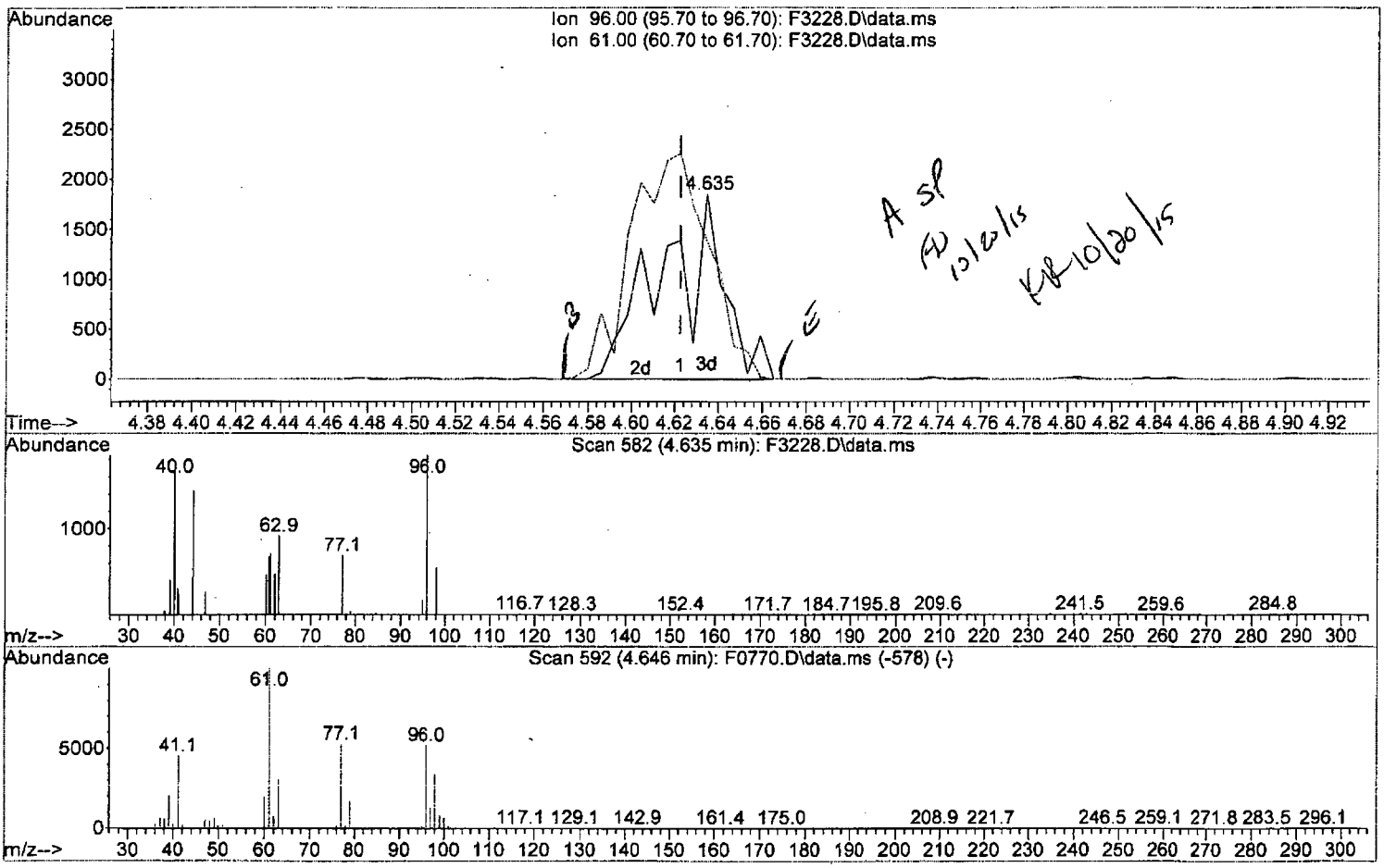

TIC: F3228.D\data.ms

(33) cis-1,2-Dichloroethene (P)

4.635min (+0.012) 0.61 ug/L m

response 3681

Ion	Exp%	Act%
96.00	100	100
61.00	193.00	38.33#
0.00	0.00	0.00
0.00	0.00	0.00

Quantitation Report (Qedit)

Data Path : I:\ACQUDATA\msvoa10\data\101915\
Data File : F3228.D
Acq On : 19 Oct 2015 6:23 pm
Operator : F. Naegler
Sample : 0.5 PPB STD Inst : MSVOA10
Misc :
ALS Vial : 2 Sample Multiplier: 1

Quant Time: Oct 20 09:59:27 2015
Quant Method : I:\ACQUDATA\MSVOA10\METHODS\W101915.M
Quant Title : MS#10 - 8260B WATERS 10mL Purge
QLast Update : Tue Oct 20 09:58:06 2015
Response via : Initial Calibration

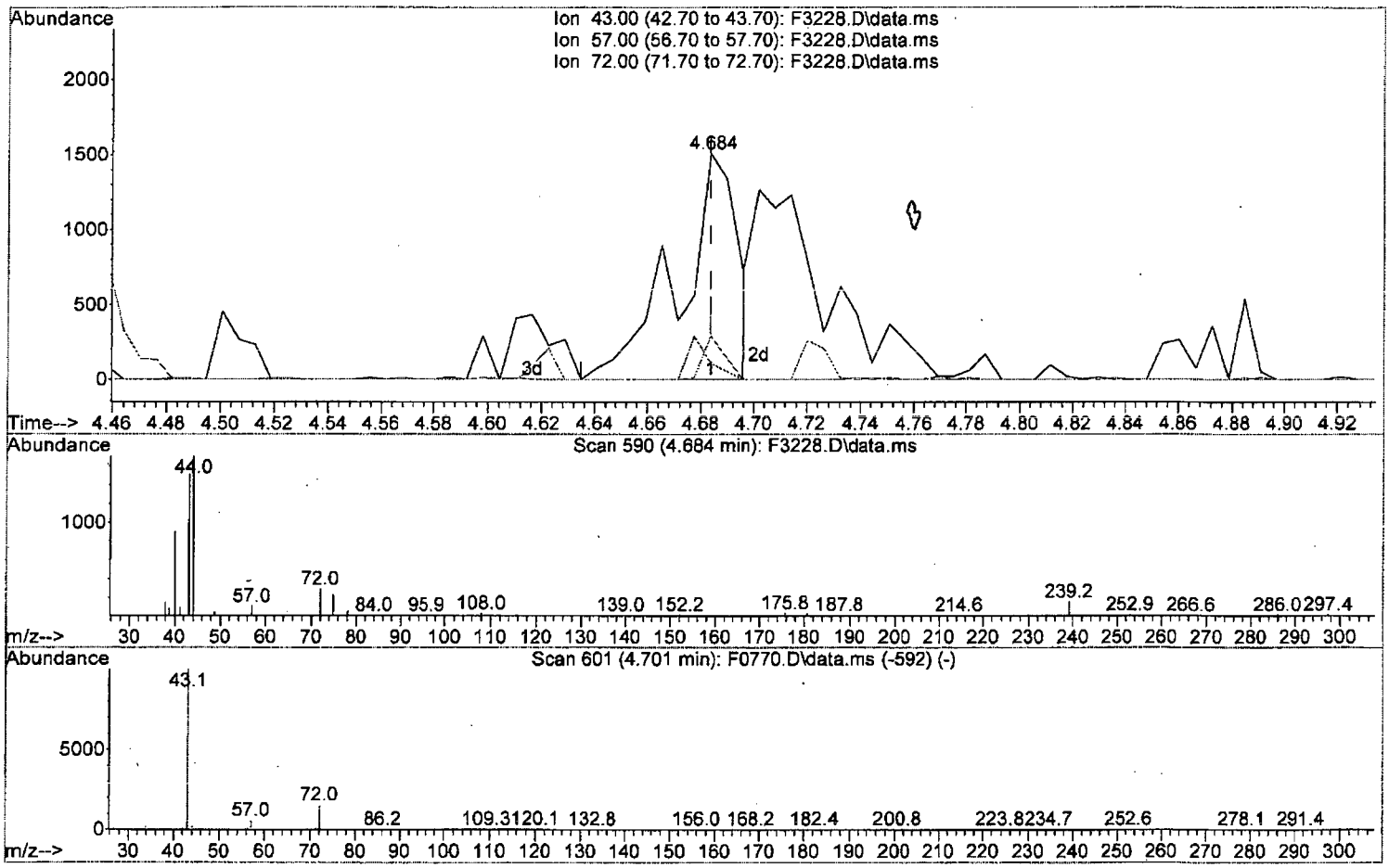

TIC: F3228.D\data.ms

(34) 2-Butanone (P)

4.684min (-0.000) 0.26 ug/L

response 2289

Ion	Exp%	Act%
43.00	100	100
57.00	5.70	7.11
72.00	15.30	19.34
0.00	0.00	0.00

Quantitation Report (Qedit)

Data Path : I:\ACQUDATA\msvoa10\data\101915\
Data File : F3228.D
Acq On : 19 Oct 2015 6:23 pm
Operator : F. Naegler
Sample : 0.5 PPB STD Inst : MSVOA10
Misc :
ALS Vial : 2 Sample Multiplier: 1

Quant Time: Oct 20 09:59:27 2015
Quant Method : I:\ACQUDATA\MSVOA10\METHODS\W101915.M
Quant Title : MS#10 - 8260B WATERS 10mL Purge
QLast Update : Tue Oct 20 09:58:06 2015
Response via : Initial Calibration

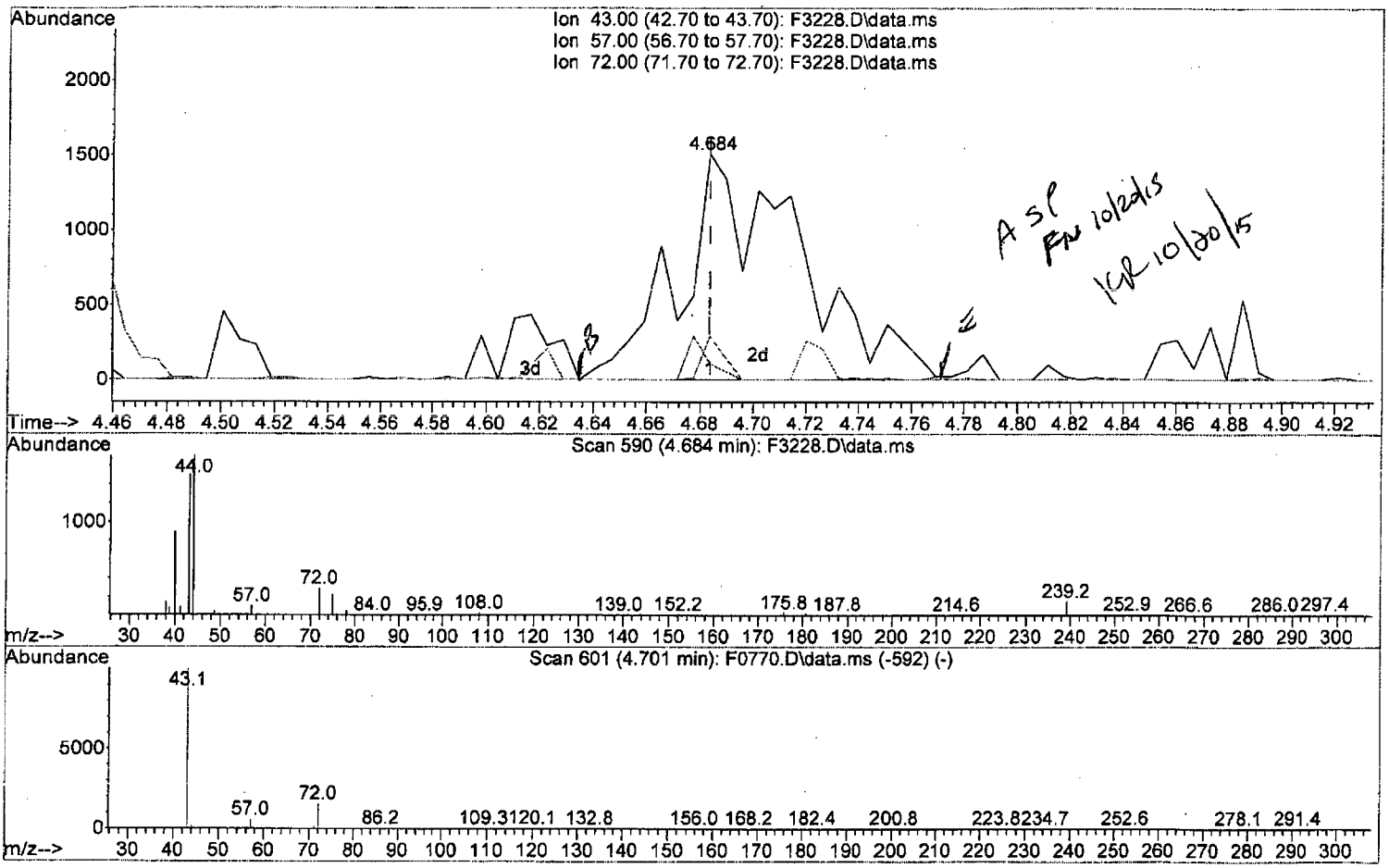

TIC: F3228.D\data.ms

(34) 2-Butanone (P)

4.684min (-0.000) 0.55 ug/L m

response 4736

Ion	Exp%	Act%
43.00	100	100
57.00	5.70	7.11
72.00	15.30	19.34
0.00	0.00	0.00

Quantitation Report (Qedit)

Data Path : I:\ACQUDATA\msvoa10\data\101915\
Data File : F3228.D
Acq On : 19 Oct 2015 6:23 pm
Operator : F. Naegler
Sample : 0.5 PPB STD Inst : MSVOA10
Misc :
ALS Vial : 2 Sample Multiplier: 1

Quant Time: Oct 20 09:59:27 2015
Quant Method : I:\ACQUDATA\MSVOA10\METHODS\W101915.M
Quant Title : MS#10 - 8260B WATERS 10mL Purge
QLast Update : Tue Oct 20 09:58:06 2015
Response via : Initial Calibration

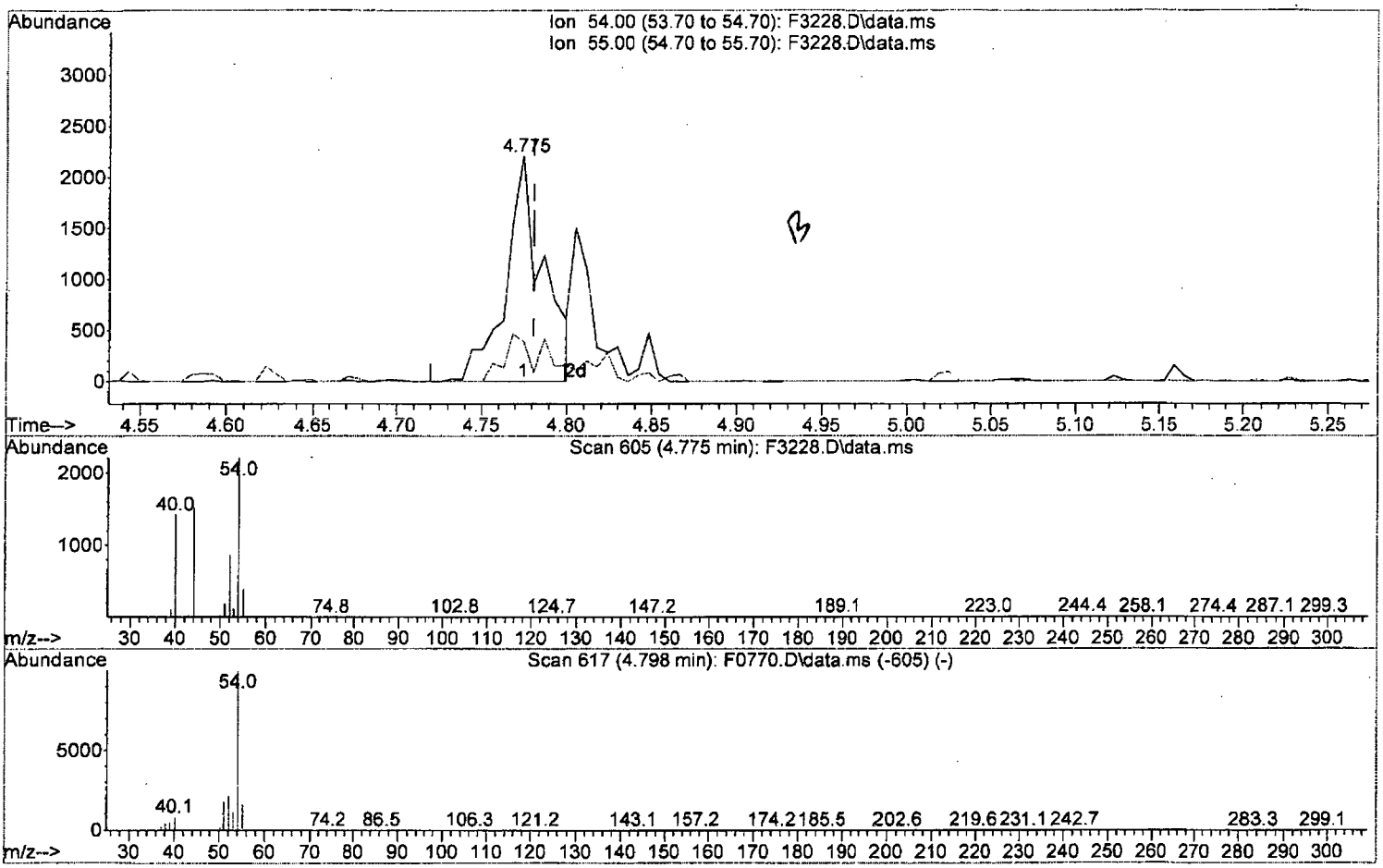

TIC: F3228.D\data.ms

(35) Propionitrile

4.775min (-0.006) 1.49 ug/L

response 3336

Ion	Exp%	Act%
54.00	100	100
55.00	16.30	17.60
0.00	0.00	0.00
0.00	0.00	0.00

Quantitation Report (Qedit)

Data Path : I:\ACQUDATA\msvoa10\data\101915\
Data File : F3228.D
Acq On : 19 Oct 2015 6:23 pm
Operator : F. Naegler
Sample : 0.5 PPB STD Inst : MSVOA10
Misc :
ALS Vial : 2 Sample Multiplier: 1

Quant Time: Oct 20 09:59:27 2015
Quant Method : I:\ACQUDATA\MSVOA10\METHODS\W101915.M
Quant Title : MS#10 - 8260B WATERS 10mL Purge
QLast Update : Tue Oct 20 09:58:06 2015
Response via : Initial Calibration

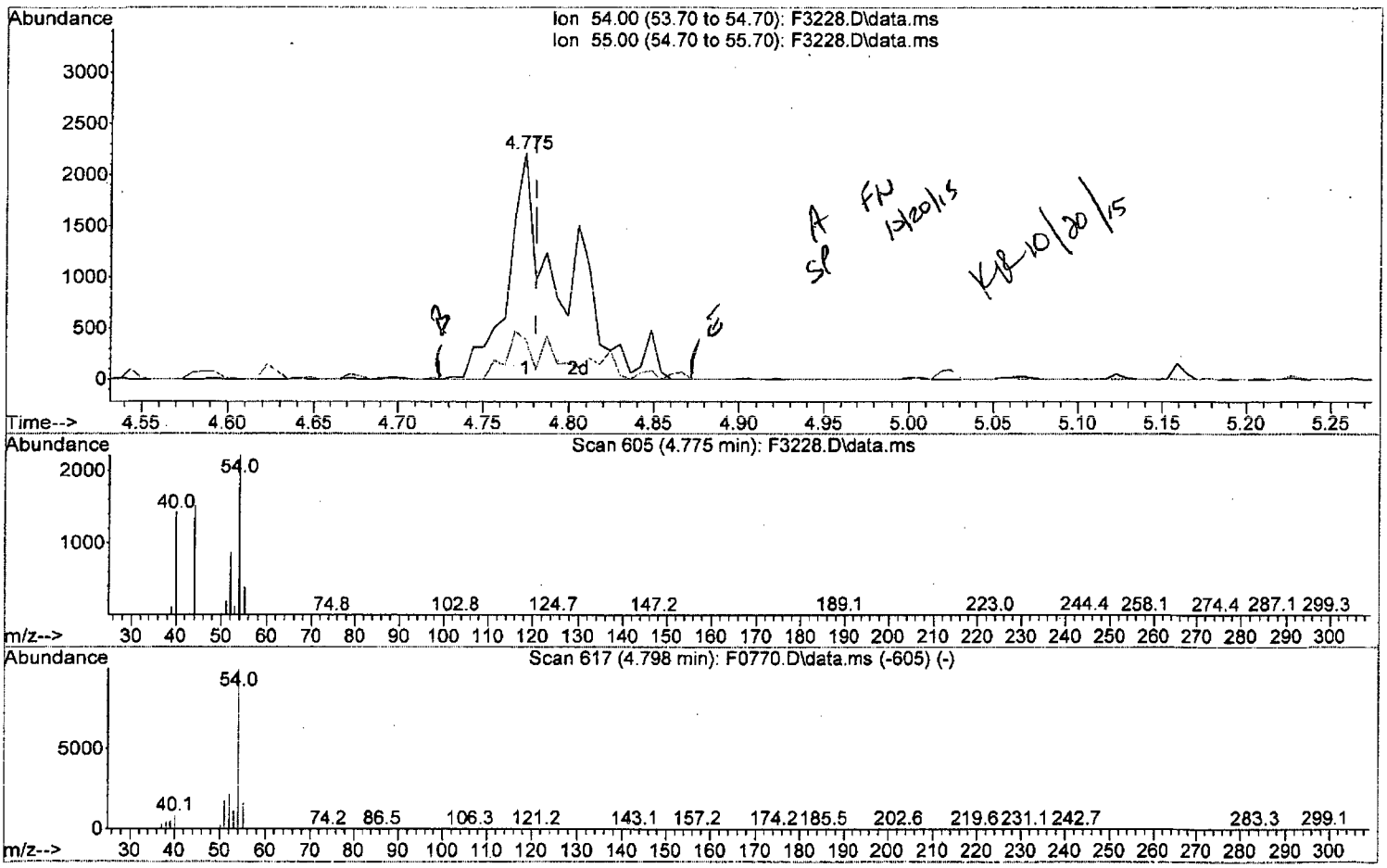

TIC: F3228.D\data.ms

(35) Propionitrile

4.775min (-0.006) 2.18 ug/L m

response 4896

Ion	Exp%	Act%
54.00	100	100
55.00	16.30	17.60
0.00	0.00	0.00
0.00	0.00	0.00

Quantitation Report (Qedit)

Data Path : I:\ACQUDATA\msvoa10\data\101915\
Data File : F3228.D
Acq On : 19 Oct 2015 6:23 pm
Operator : F. Naegler
Sample : 0.5 PPB STD Inst : MSVOA10
Misc :
ALS Vial : 2 Sample Multiplier: 1

Quant Time: Oct 20 09:59:27 2015
Quant Method : I:\ACQUDATA\MSVOA10\METHODS\W101915.M
Quant Title : MS#10 - 8260B WATERS 10mL Purge
QLast Update : Tue Oct 20 09:58:06 2015
Response via : Initial Calibration

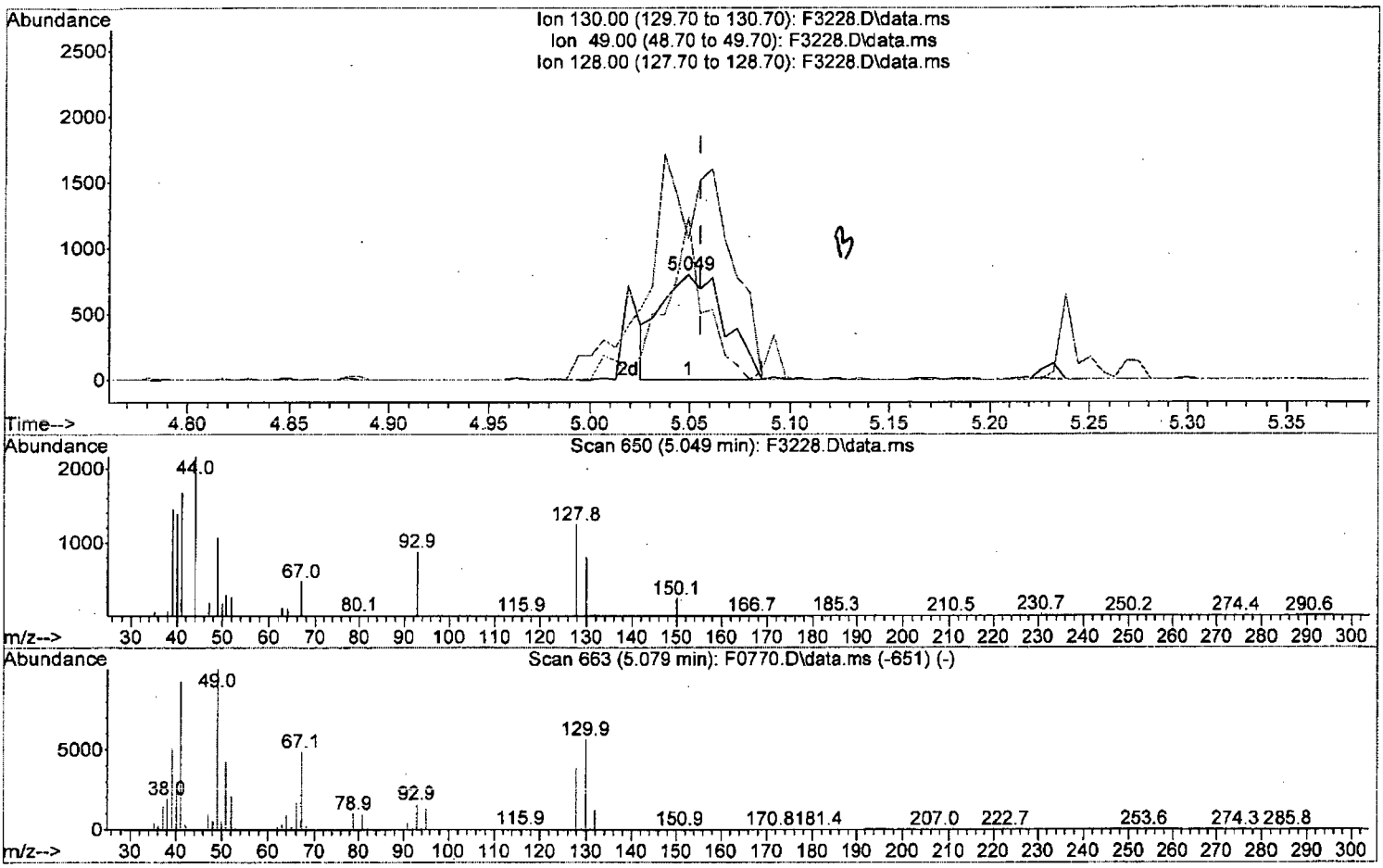

TIC: F3228.D\data.ms

(36) Bromochloromethane

5.049min (-0.006) 0.45 ug/L

response 1809

Ion	Exp%	Act%
130.00	100	100
49.00	177.90	133.63#
128.00	68.20	155.33#
0.00	0.00	0.00

Quantitation Report (Qedit)

Data Path : I:\ACQUDATA\msvoa10\data\101915\
Data File : F3228.D
Acq On : 19 Oct 2015 6:23 pm
Operator : F. Naegler
Sample : 0.5 PPB STD Inst : MSVOA10
Misc :
ALS Vial : 2 Sample Multiplier: 1

Quant Time: Oct 20 09:59:27 2015
Quant Method : I:\ACQUDATA\MSVOA10\METHODS\W101915.M
Quant Title : MS#10 - 8260B WATERS 10mL Purge
QLast Update : Tue Oct 20 09:58:06 2015
Response via : Initial Calibration

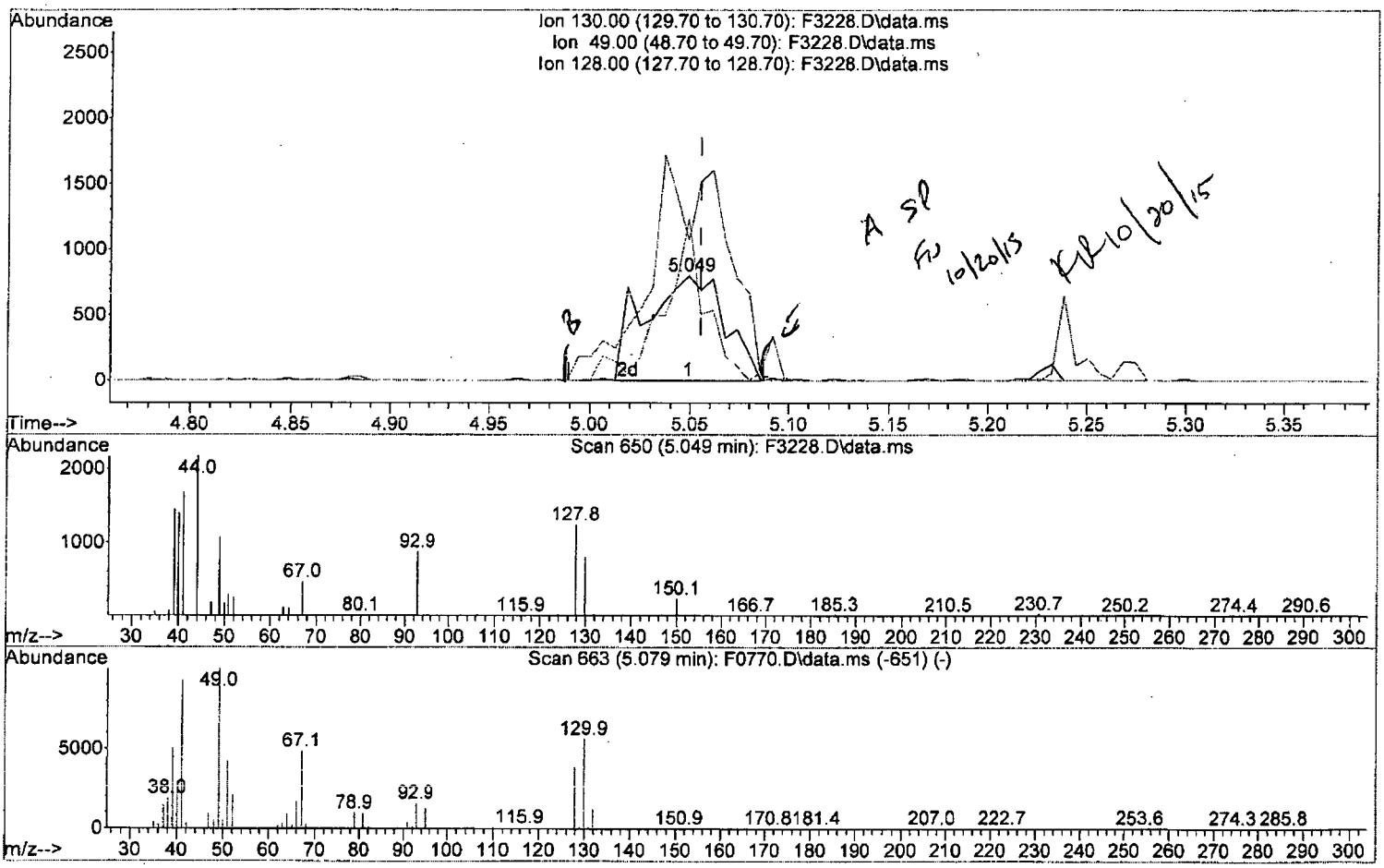

TIC: F3228.D\data.ms

(36) Bromochloromethane

5.049min (-0.006) 0.56 ug/L m

response 2226

Ion	Exp%	Act%
130.00	100	100
49.00	177.90	133.63#
128.00	68.20	155.33#
0.00	0.00	0.00

Quantitation Report (Qedit)

Data Path : I:\ACQUDATA\msvoa10\data\101915\
Data File : F3228.D
Acq On : 19 Oct 2015 6:23 pm
Operator : F. Naegler
Sample : 0.5 PPB STD Inst : MSVOA10
Misc :
ALS Vial : 2 Sample Multiplier: 1

Quant Time: Oct 20 09:59:27 2015
Quant Method : I:\ACQUDATA\MSVOA10\METHODS\W101915.M
Quant Title : MS#10 - 8260B WATERS 10mL Purge
QLast Update : Tue Oct 20 09:58:06 2015
Response via : Initial Calibration

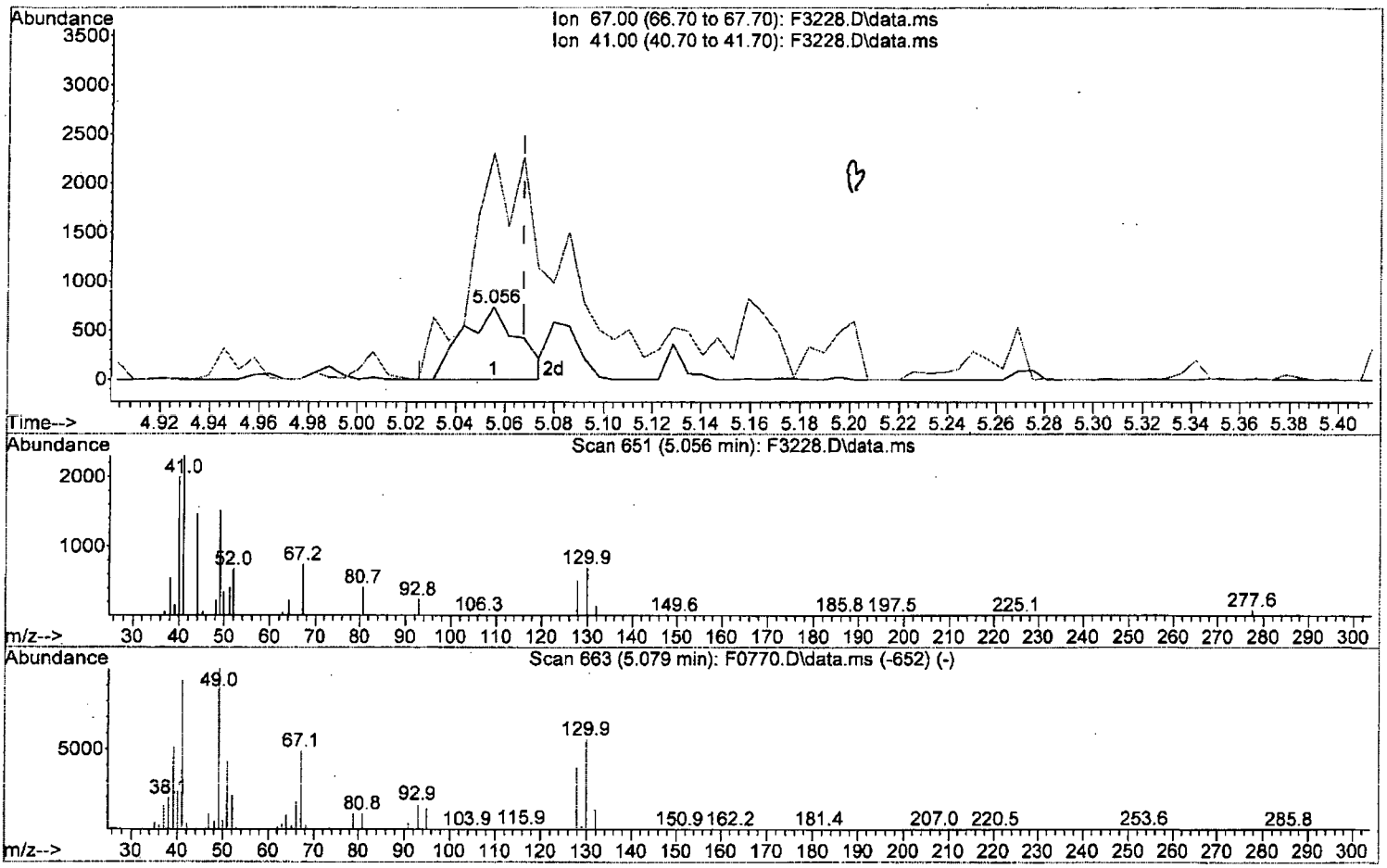

TIC: F3228.D\data.ms

(37) Methacrylonitrile

5.056min (-0.012) 0.27 ug/L

response 1148

Ion	Exp%	Act%
67.00	100	100
41.00	191.80	311.96#
0.00	0.00	0.00
0.00	0.00	0.00

Quantitation Report (Qedit)

Data Path : I:\ACQUDATA\msvoa10\data\101915\
Data File : F3228.D
Acq On : 19 Oct 2015 6:23 pm
Operator : F. Naegler
Sample : 0.5 PPB STD Inst : MSVOA10
Misc :
ALS Vial : 2 Sample Multiplier: 1

Quant Time: Oct 20 09:59:27 2015
Quant Method : I:\ACQUDATA\MSVOA10\METHODS\W101915.M
Quant Title : MS#10 - 8260B WATERS 10mL Purge
QLast Update : Tue Oct 20 09:58:06 2015
Response via : Initial Calibration

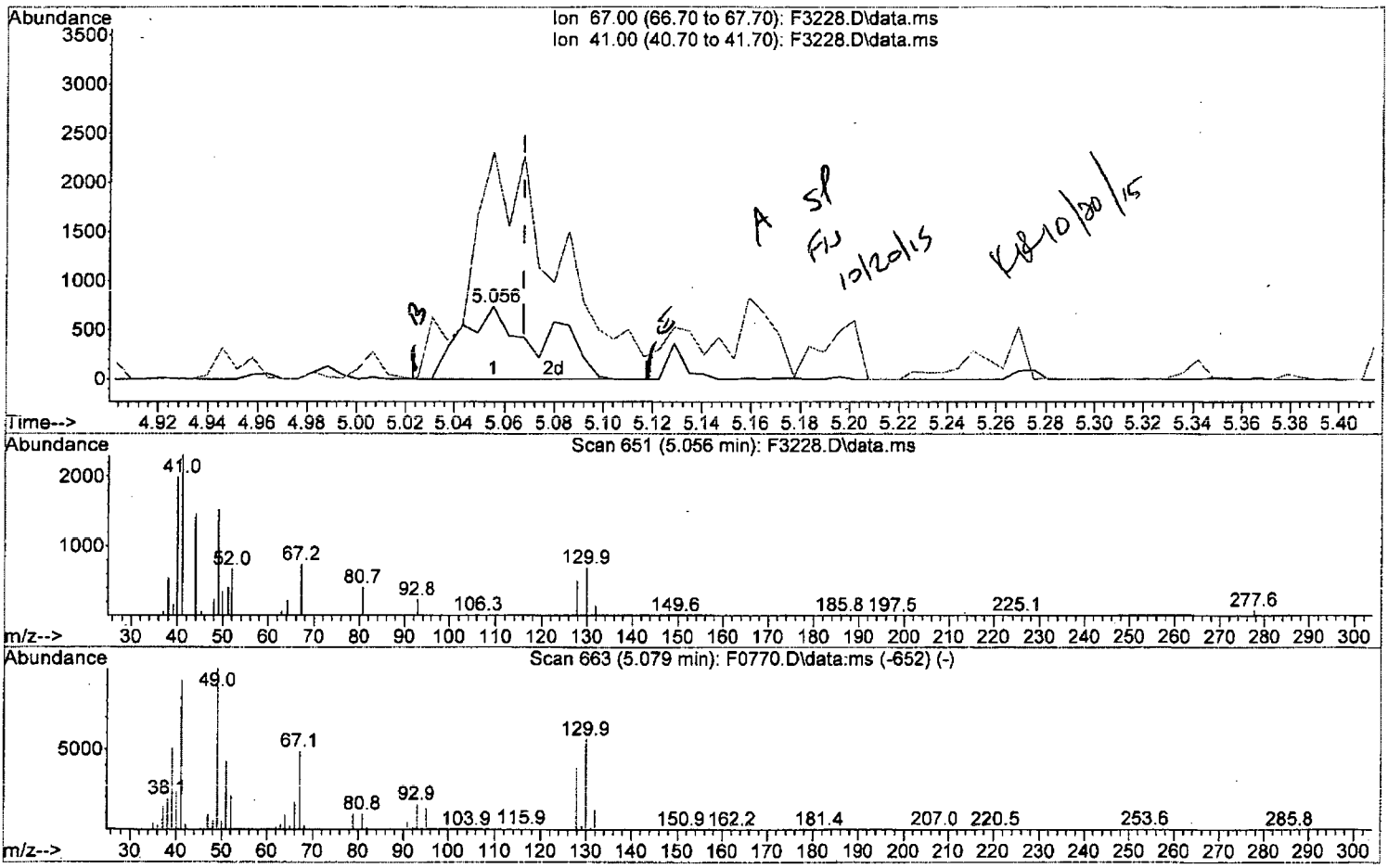

TIC: F3228.D\data.ms

(37) Methacrylonitrile

5.056min (-0.012) 0.39 ug/L m

response 1648

Ion	Exp%	Act%
67.00	100	100
41.00	191.80	311.96#
0.00	0.00	0.00
0.00	0.00	0.00

Quantitation Report (Qedit)

Data Path : I:\ACQUDATA\msvoa10\data\101915\
Data File : F3228.D
Acq On : 19 Oct 2015 6:23 pm
Operator : F. Naegler
Sample : 0.5 PPB STD Inst : MSVOA10
Misc :
ALS Vial : 2 Sample Multiplier: 1

Quant Time: Oct 20 09:59:27 2015
Quant Method : I:\ACQUDATA\MSVOA10\METHODS\W101915.M
Quant Title : MS#10 - 8260B WATERS 10mL Purge
QLast Update : Tue Oct 20 09:58:06 2015
Response via : Initial Calibration

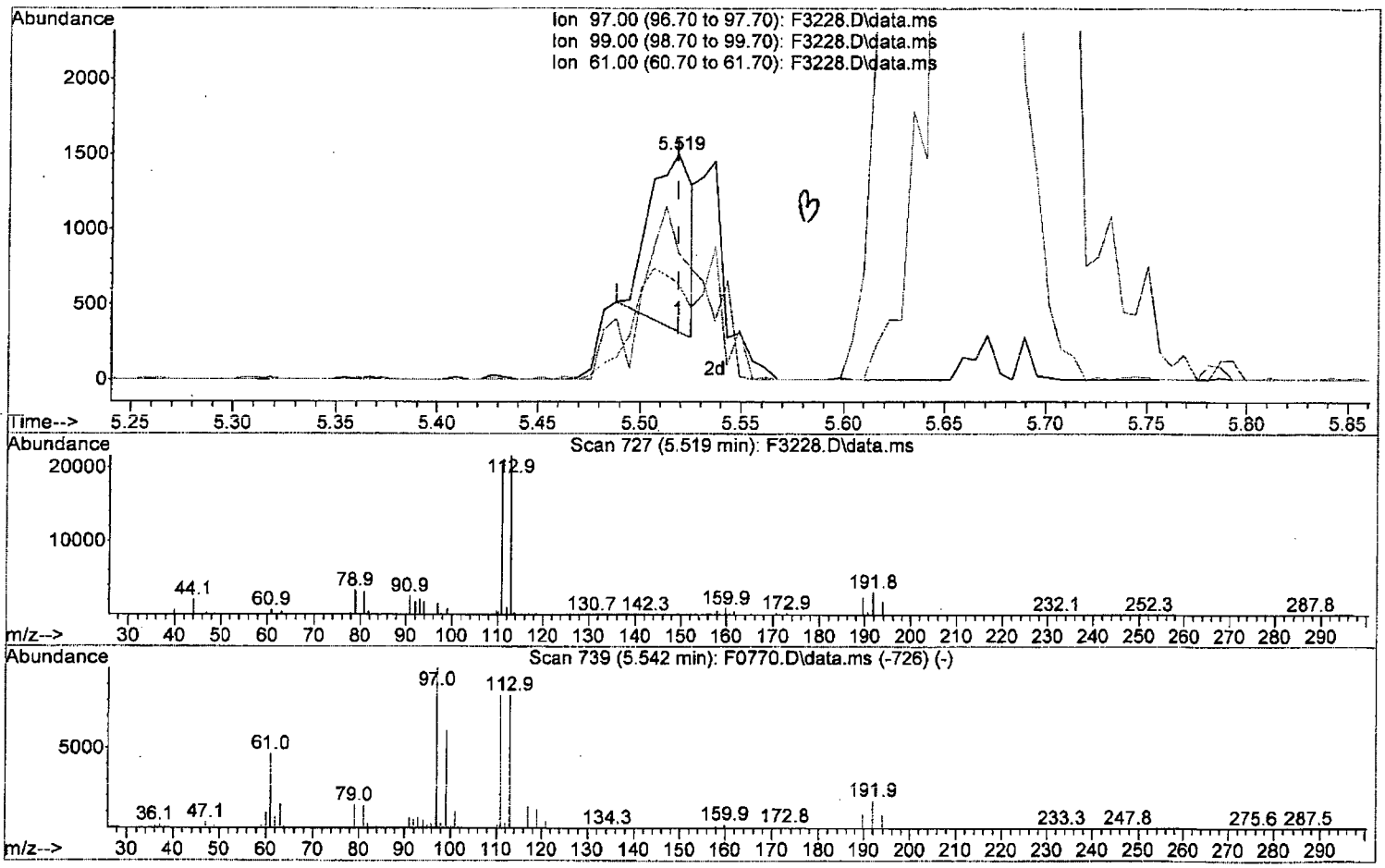

TIC: F3228.D\data.ms

(40) 1,1,1-Trichloroethane (P)

5.519min (-0.000) 0.22 ug/L

response 1656

Ion	Exp%	Act%
97.00	100	100
99.00	61.50	56.02
61.00	46.40	42.58
0.00	0.00	0.00

Quantitation Report (Qedit)

Data Path : I:\ACQUDATA\msvoa10\data\101915\
Data File : F3228.D
Acq On : 19 Oct 2015 6:23 pm
Operator : F. Naegler
Sample : 0.5 PPB STD Inst : MSVOA10
Misc :
ALS Vial : 2 Sample Multiplier: 1

Quant Time: Oct 20 09:59:27 2015
Quant Method : I:\ACQUDATA\MSVOA10\METHODS\W101915.M
Quant Title : MS#10 - 8260B WATERS 10mL Purge
QLast Update : Tue Oct 20 09:58:06 2015
Response via : Initial Calibration

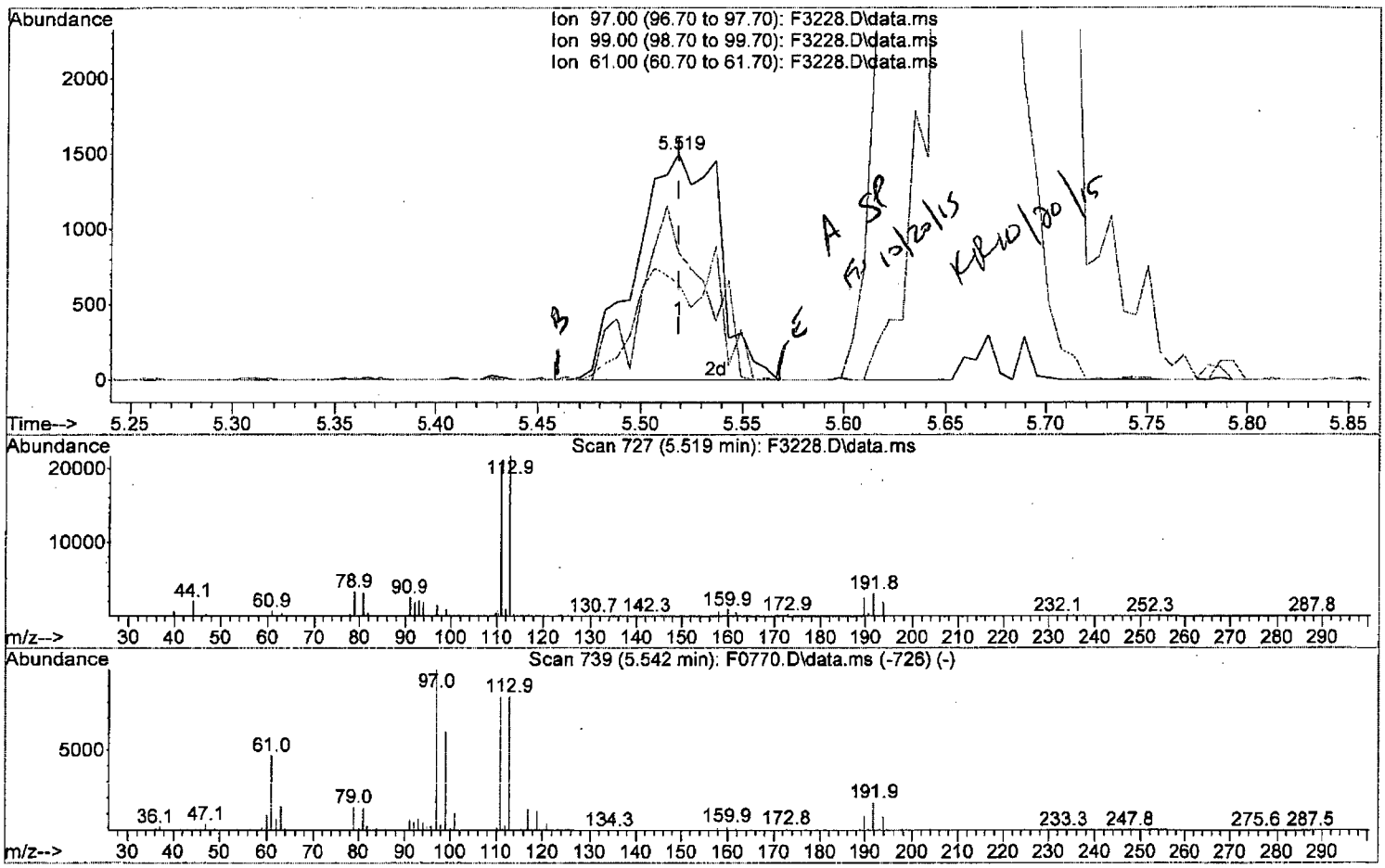

TIC: F3228.D\data.ms

(40) 1,1,1-Trichloroethane (P)

5.519min (-0.000) 0.56 ug/L m

response 4223

Ion	Exp%	Act%
97.00	100	100
99.00	61.50	56.02
61.00	46.40	42.58
0.00	0.00	0.00

Quantitation Report (Qedit)

Data Path : I:\ACQUDATA\msvoa10\data\101915\
Data File : F3228.D
Acq On : 19 Oct 2015 6:23 pm
Operator : F. Naegler
Sample : 0.5 PPB STD Inst : MSVOA10
Misc :
ALS Vial : 2 Sample Multiplier: 1

Quant Time: Oct 20 09:59:27 2015
Quant Method : I:\ACQUDATA\MSVOA10\METHODS\W101915.M
Quant Title : MS#10 - 8260B WATERS 10mL Purge
QLast Update : Tue Oct 20 09:58:06 2015
Response via : Initial Calibration

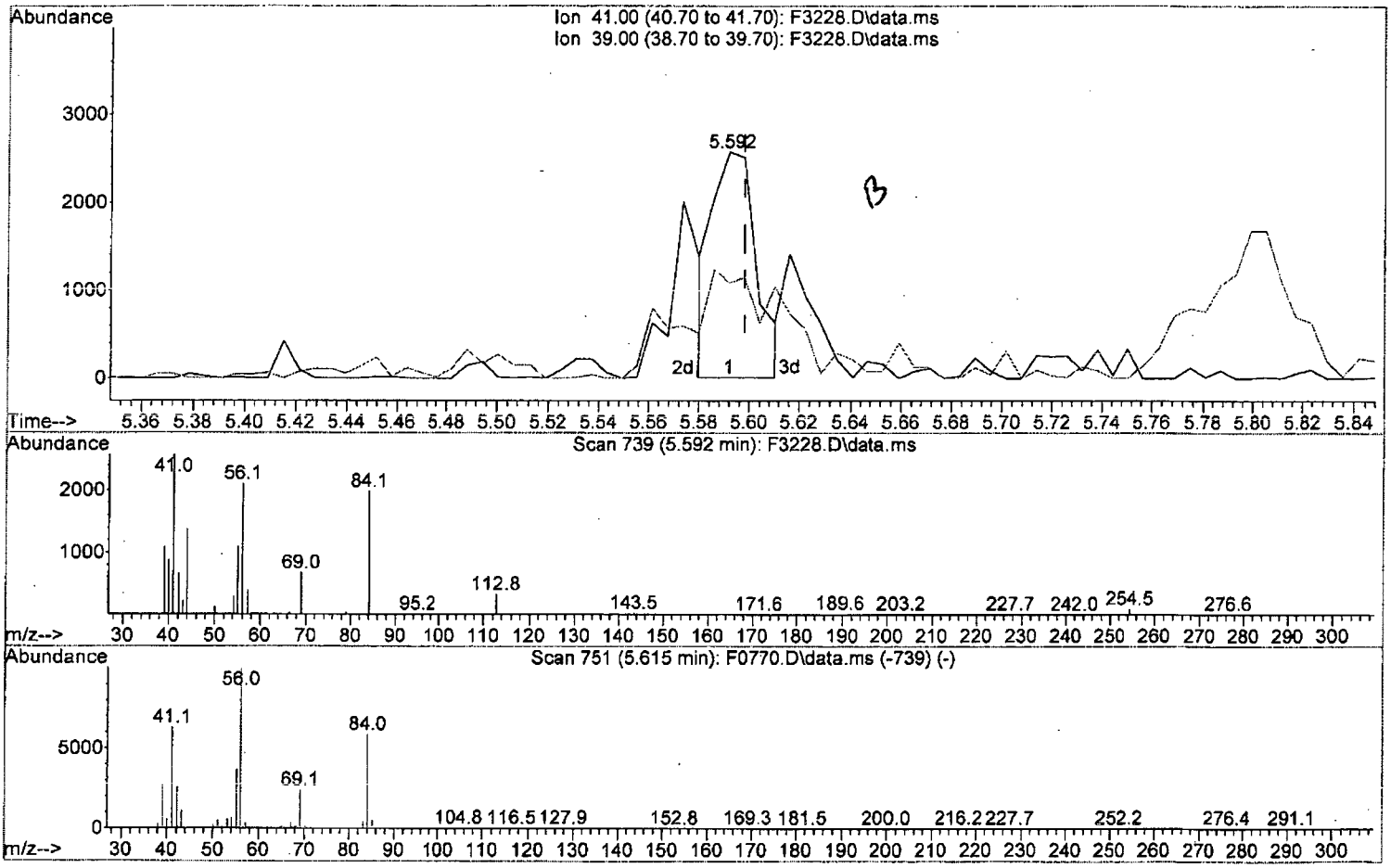

TIC: F3228.D\data.ms

(42) Cyclohexane (P)

5.592min (-0.006) 0.32 ug/L

response 3137

Ion	Exp%	Act%
41.00	100	100
39.00	42.40	42.13
0.00	0.00	0.00
0.00	0.00	0.00

Quantitation Report (Qedit)

Data Path : I:\ACQUDATA\msvoa10\data\101915\
Data File : F3228.D
Acq On : 19 Oct 2015 6:23 pm
Operator : F. Naegler
Sample : 0.5 PPB STD Inst : MSVOA10
Misc :
ALS Vial : 2 Sample Multiplier: 1

Quant Time: Oct 20 09:59:27 2015
Quant Method : I:\ACQUDATA\MSVOA10\METHODS\W101915.M
Quant Title : MS#10 - 8260B WATERS 10mL Purge
QLast Update : Tue Oct 20 09:58:06 2015
Response via : Initial Calibration

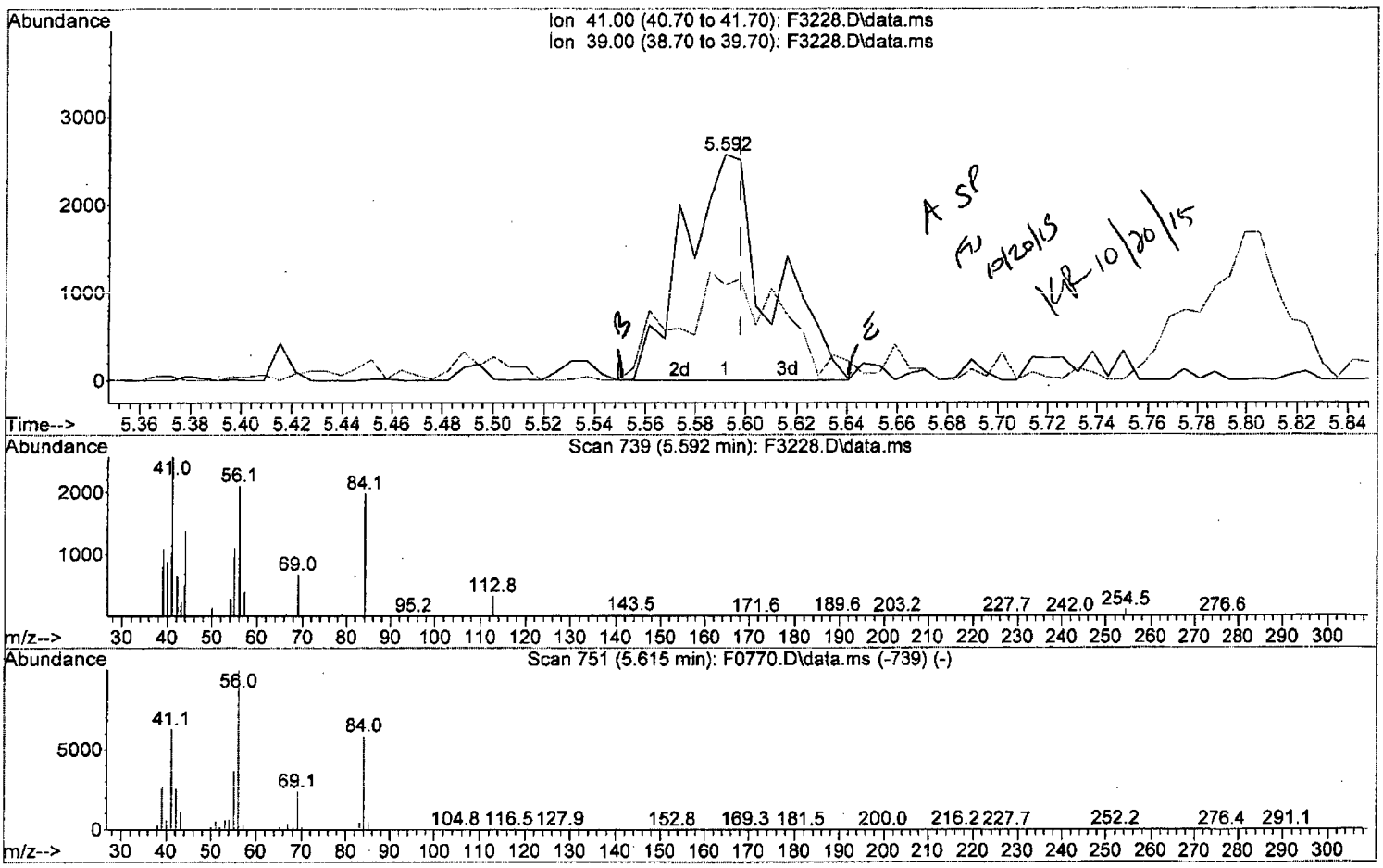

TIC: F3228.D\data.ms

(42) Cyclohexane (P)

5.592min (-0.006) 0.62 ug/L m

response 5954

Ion	Exp%	Act%
41.00	100	100
39.00	42.40	42.13
0.00	0.00	0.00
0.00	0.00	0.00

Quantitation Report (Qedit)

Data Path : I:\ACQUDATA\msvoa10\data\101915\
Data File : F3228.D
Acq On : 19 Oct 2015 6:23 pm
Operator : F. Naegler
Sample : 0.5 PPB STD Inst : MSVOA10
Misc :
ALS Vial : 2 Sample Multiplier: 1

Quant Time: Oct 20 09:59:27 2015
Quant Method : I:\ACQUDATA\MSVOA10\METHODS\W101915.M
Quant Title : MS#10 - 8260B WATERS 10mL Purge
QLast Update : Tue Oct 20 09:58:06 2015
Response via : Initial Calibration

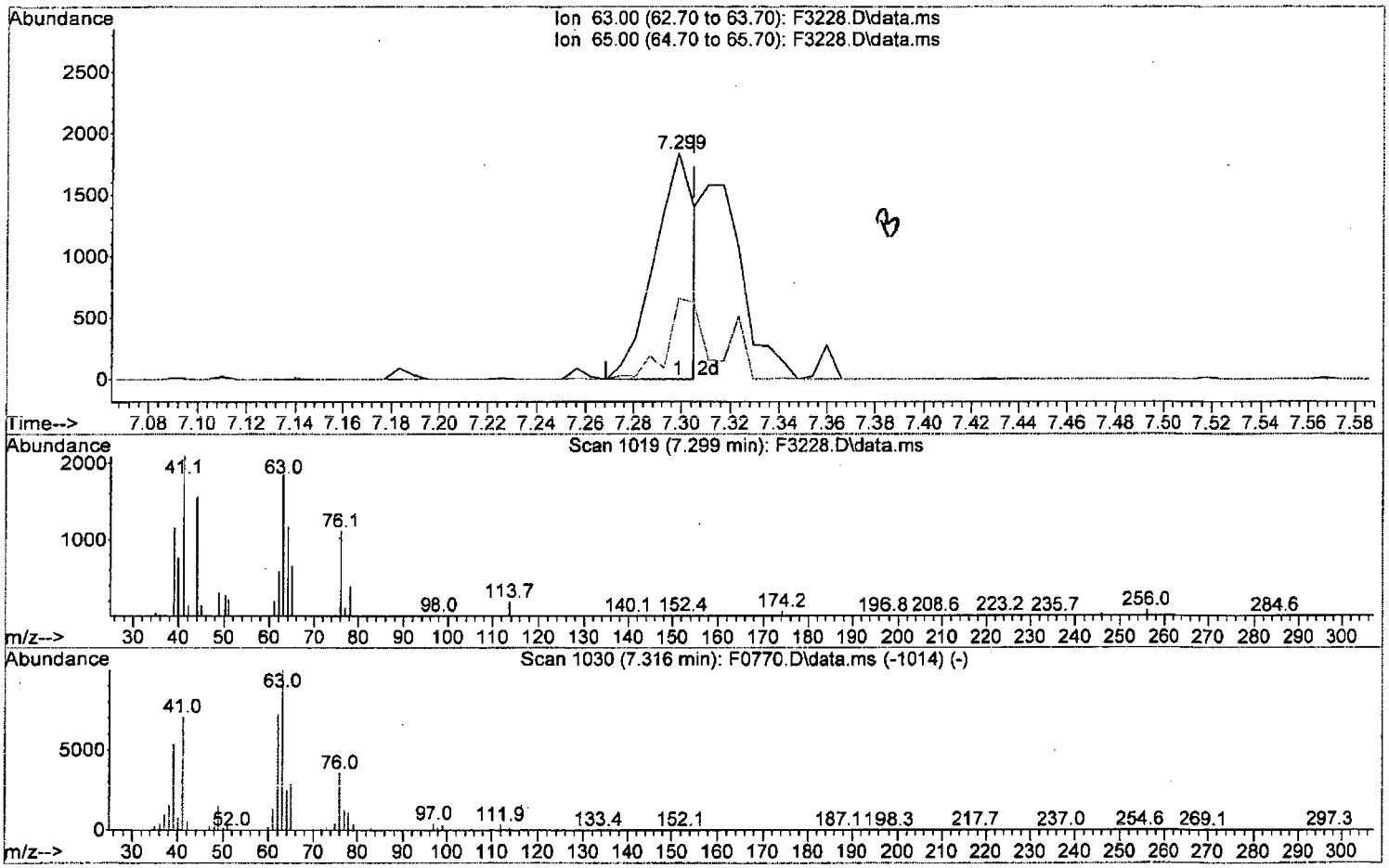

TIC: F3228.D\data.ms

(55) 1,2-Dichloropropane (P)

7.299min (-0.006) 0.30 ug/L

response 2148

Ion	Exp%	Act%
63.00	100	100
65.00	28.60	35.66
0.00	0.00	0.00
0.00	0.00	0.00

Quantitation Report (Qedit)

Data Path : I:\ACQUDATA\msvoa10\data\101915\
Data File : F3228.D
Acq On : 19 Oct 2015 6:23 pm
Operator : F. Naegler
Sample : 0.5 PPB STD Inst : MSVOA10
Misc :
ALS Vial : 2 Sample Multiplier: 1

Quant Time: Oct 20 09:59:27 2015
Quant Method : I:\ACQUDATA\MSVOA10\METHODS\W101915.M
Quant Title : MS#10 - 8260B WATERS 10mL Purge
QLast Update : Tue Oct 20 09:58:06 2015
Response via : Initial Calibration

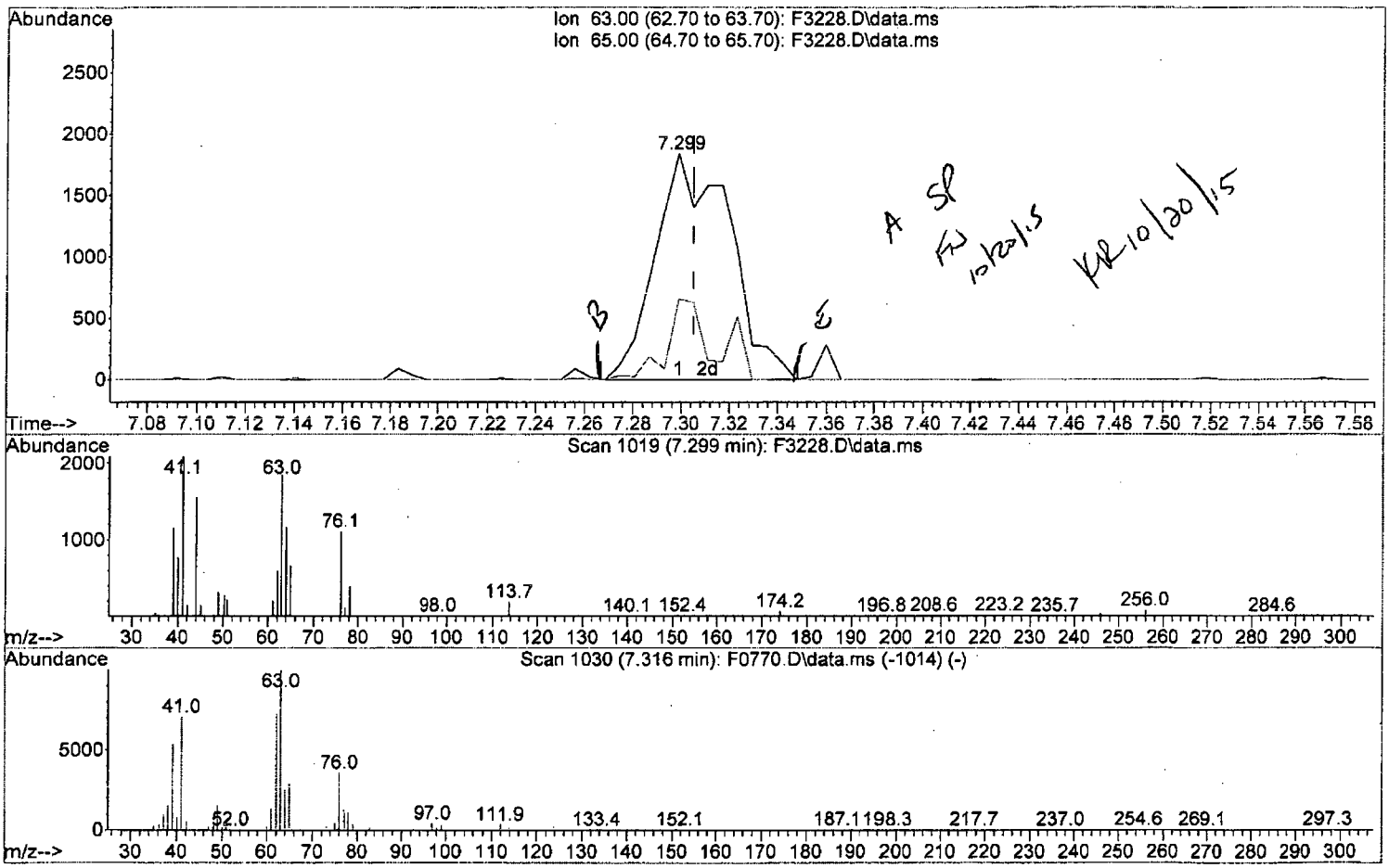

A SP
FJ 10/20/15
KR 10/20/15

TIC: F3228.D\data.ms

(55) 1,2-Dichloropropane (P)

7.299min (-0.006) 0.55 ug/L m

response 3948

Ion	Exp%	Act%
63.00	100	100
65.00	28.60	35.66
0.00	0.00	0.00
0.00	0.00	0.00

Quantitation Report (Qedit)

Data Path : I:\ACQUDATA\msvoa10\data\101915\
Data File : F3228.D
Acq On : 19 Oct 2015 6:23 pm
Operator : F. Naegler
Sample : 0.5 PPB STD Inst : MSVOA10
Misc :
ALS Vial : 2 Sample Multiplier: 1

Quant Time: Oct 20 09:59:27 2015
Quant Method : I:\ACQUDATA\MSVOA10\METHODS\W101915.M
Quant Title : MS#10 - 8260B WATERS 10mL Purge
QLast Update : Tue Oct 20 09:58:06 2015
Response via : Initial Calibration

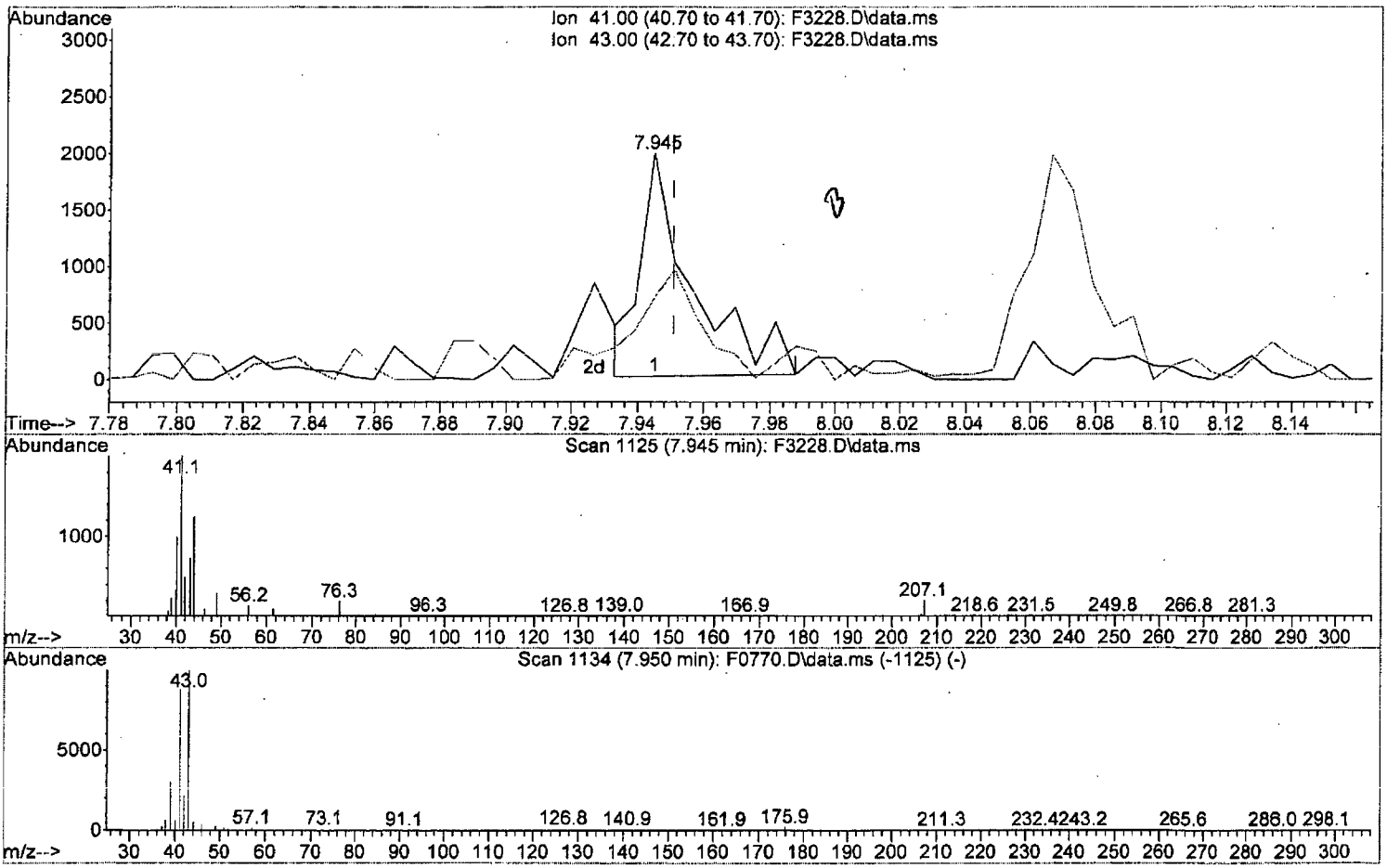

TIC: F3228.D\data.ms

(60) 2-Nitropropane

7.945min (-0.006) 1.15 ug/L

response 2154

Ion	Exp%	Act%
41.00	100	100
43.00	113.90	36.09#
0.00	0.00	0.00
0.00	0.00	0.00

Quantitation Report (Qedit)

Data Path : I:\ACQUDATA\msvoa10\data\101915\
Data File : F3228.D
Acq On : 19 Oct 2015 6:23 pm
Operator : F. Naegler
Sample : 0.5 PPB STD Inst : MSVOA10
Misc :
ALS Vial : 2 Sample Multiplier: 1

Quant Time: Oct 20 09:59:27 2015
Quant Method : I:\ACQUDATA\MSVOA10\METHODS\W101915.M
Quant Title : MS#10 - 8260B WATERS 10mL Purge
QLast Update : Tue Oct 20 09:58:06 2015
Response via : Initial Calibration

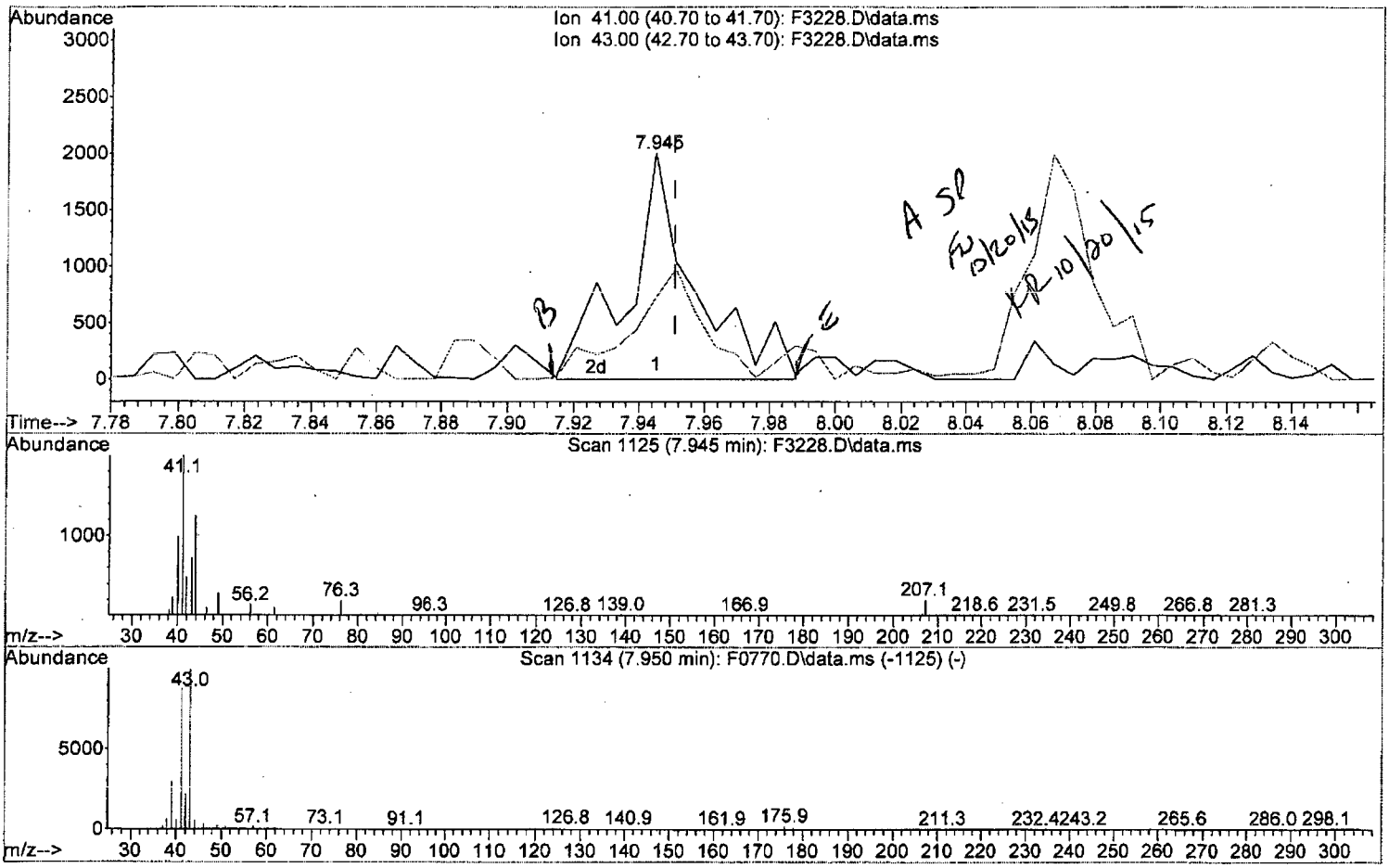

TIC: F3228.D\data.ms

(60) 2-Nitropropane

7.945min (-0.006) 1.56 ug/L m

response 2906

Ion	Exp%	Act%
41.00	100	100
43.00	113.90	36.09#
0.00	0.00	0.00
0.00	0.00	0.00

Quantitation Report (Qedit)

Data Path : I:\ACQUDATA\msvoa10\data\101915\
Data File : F3228.D
Acq On : 19 Oct 2015 6:23 pm
Operator : F. Naegler
Sample : 0.5 PPB STD Inst : MSVOA10
Misc :
ALS Vial : 2 Sample Multiplier: 1

Quant Time: Oct 20 09:59:27 2015
Quant Method : I:\ACQUDATA\MSVOA10\METHODS\W101915.M
Quant Title : MS#10 - 8260B WATERS 10mL Purge
QLast Update : Tue Oct 20 09:58:06 2015
Response via : Initial Calibration

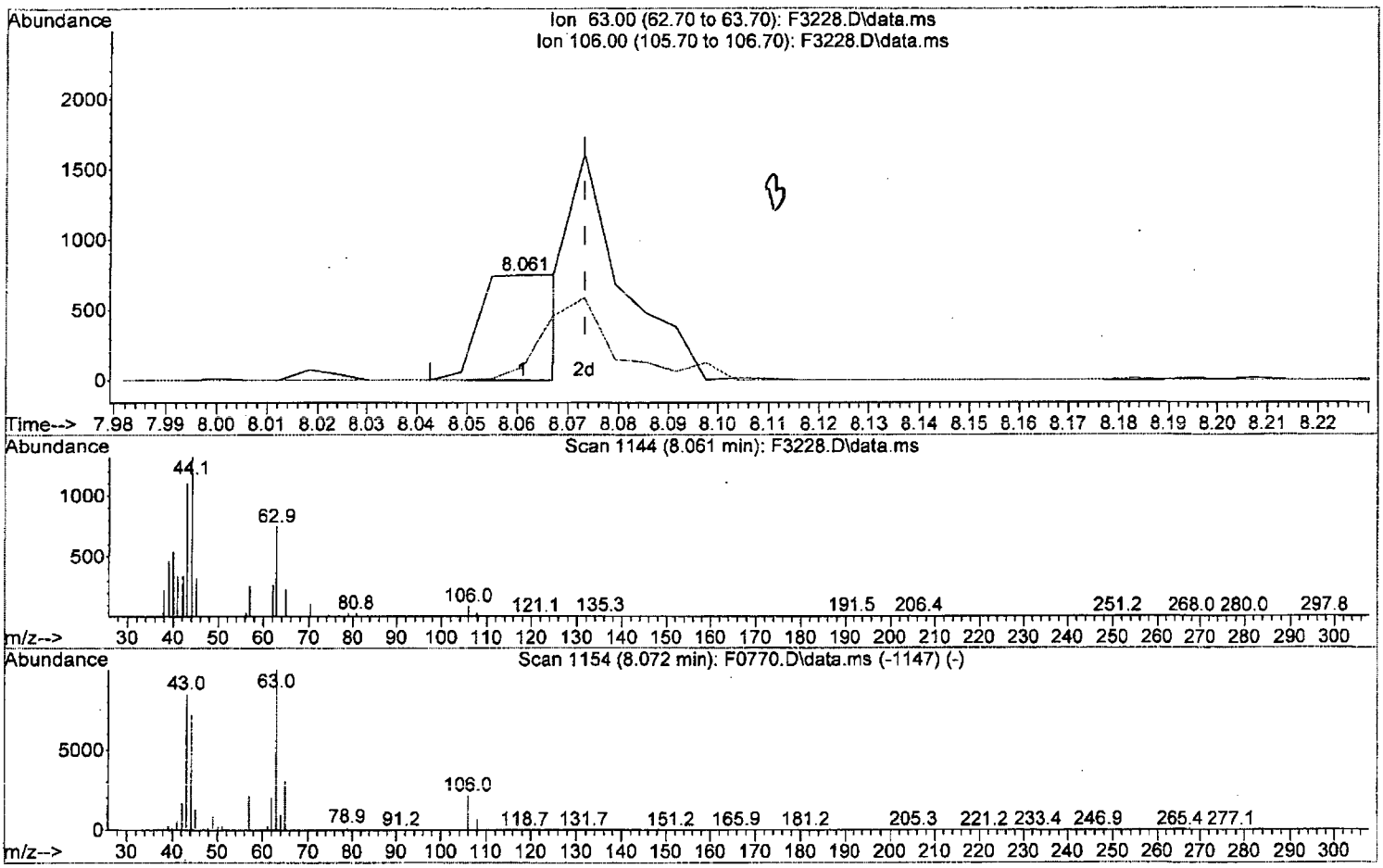

TIC: F3228.D\data.ms

(61) 2-Chloroethylvinyl Ether

8.061min (-0.012) 0.14 ug/L

response 836

Ion	Exp%	Act%
63.00	100	100
106.00	21.70	12.18
0.00	0.00	0.00
0.00	0.00	0.00

Quantitation Report (Qedit)

Data Path : I:\ACQUDATA\msvoa10\data\101915\
Data File : F3228.D
Acq On : 19 Oct 2015 6:23 pm
Operator : F. Naegler
Sample : 0.5 PPB STD Inst : MSVOA10
Misc :
ALS Vial : 2 Sample Multiplier: 1

Quant Time: Oct 20 09:59:27 2015
Quant Method : I:\ACQUDATA\MSVOA10\METHODS\W101915.M
Quant Title : MS#10 - 8260B WATERS 10mL Purge
QLast Update : Tue Oct 20 09:58:06 2015
Response via : Initial Calibration

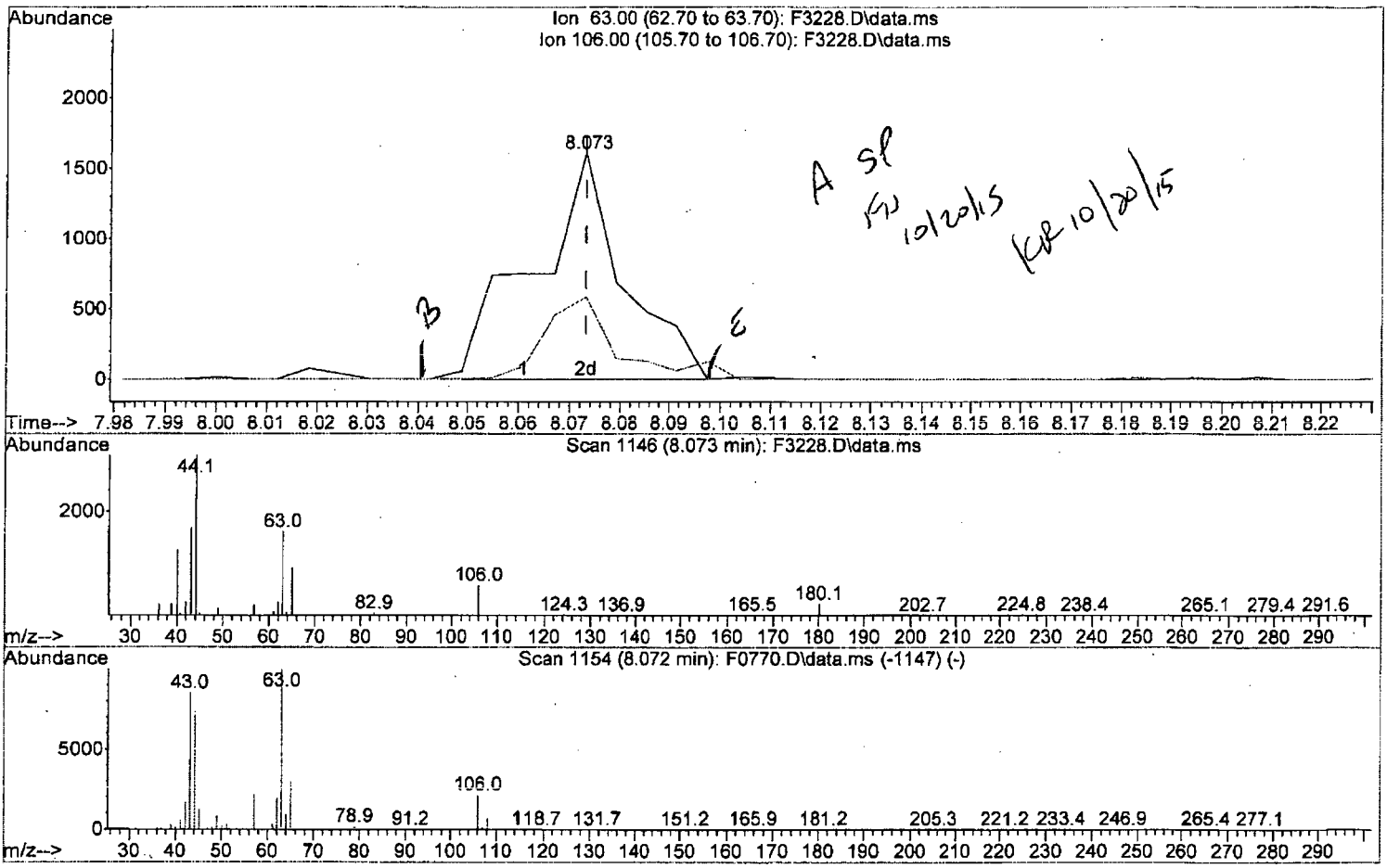

TIC: F3228.D\data.ms

(61) 2-Chloroethylvinyl Ether

8.073min (-0.000) 0.33 ug/L m

response 1987

Ion	Exp%	Act%
63.00	100	100
106.00	21.70	36.41
0.00	0.00	0.00
0.00	0.00	0.00

Quantitation Report (Qedit)

Data Path : I:\ACQUDATA\msvoa10\data\101915\
Data File : F3228.D
Acq On : 19 Oct 2015 6:23 pm
Operator : F. Naegler
Sample : 0.5 PPB STD Inst : MSVOA10
Misc :
ALS Vial : 2 Sample Multiplier: 1

Quant Time: Oct 20 09:59:27 2015
Quant Method : I:\ACQUDATA\MSVOA10\METHODS\W101915.M
Quant Title : MS#10 - 8260B WATERS 10mL Purge
QLast Update : Tue Oct 20 09:58:06 2015
Response via : Initial Calibration

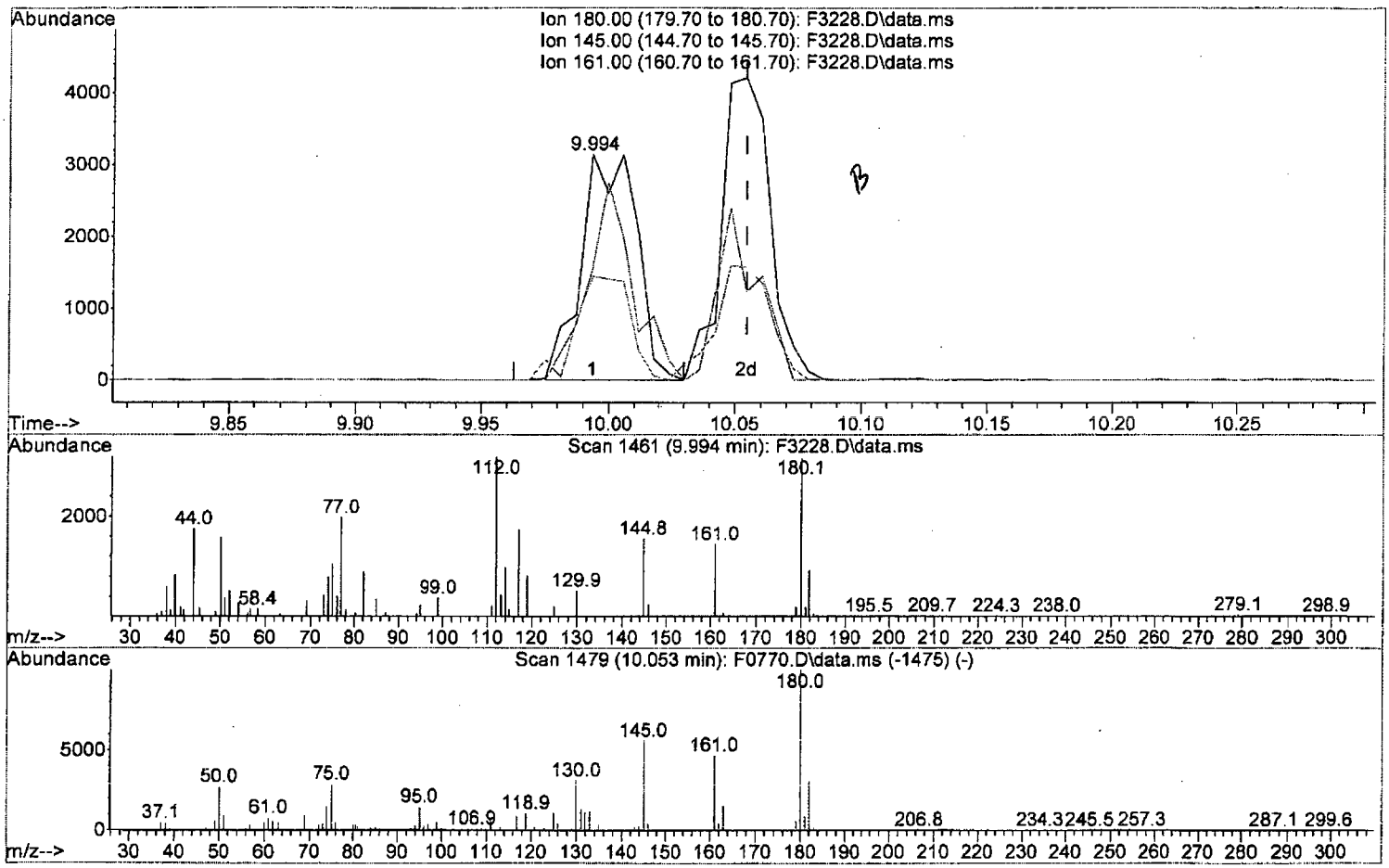

TIC: F3228.D\data.ms

(79) 4-Chlorobenzotrifluoride

9.994min (-0.061) 0.52 ug/L

response 4747

Ion	Exp%	Act%
180.00	100	100
145.00	55.90	49.49
161.00	46.60	45.99
0.00	0.00	0.00

Quantitation Report (Qedit)

Data Path : I:\ACQUDATA\msvoa10\data\101915\
Data File : F3228.D
Acq On : 19 Oct 2015 6:23 pm
Operator : F. Naegler
Sample : 0.5 PPB STD Inst : MSVOA10
Misc :
ALS Vial : 2 Sample Multiplier: 1

Quant Time: Oct 20 09:59:27 2015
Quant Method : I:\ACQUDATA\MSVOA10\METHODS\W101915.M
Quant Title : MS#10 - 8260B WATERS 10mL Purge
QLast Update : Tue Oct 20 09:58:06 2015
Response via : Initial Calibration

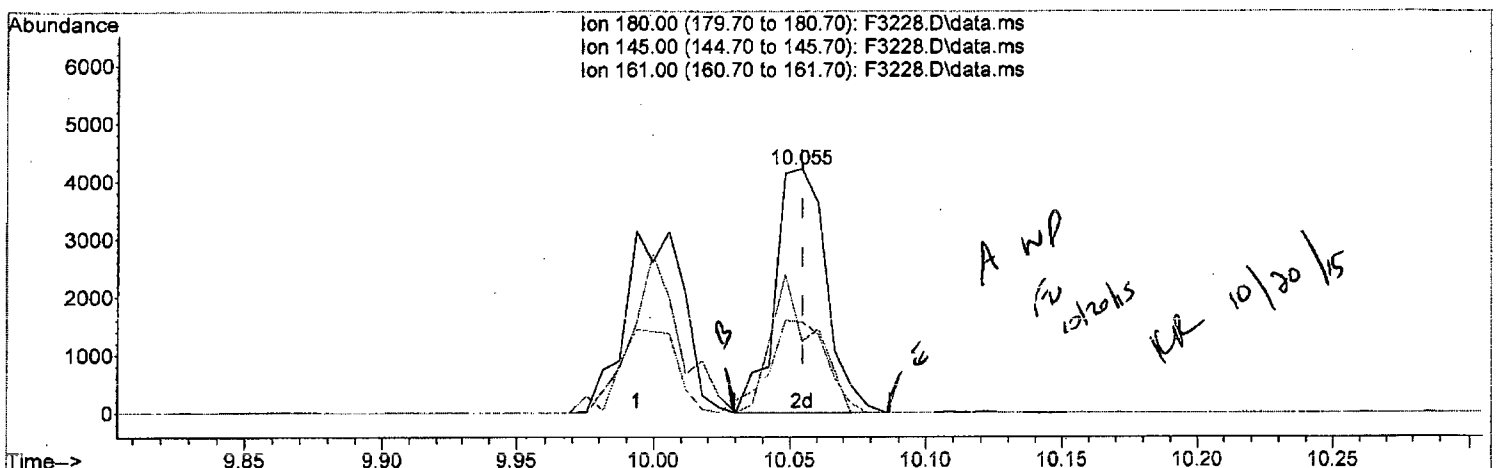

A WP
FV 10/20/15
KR 10/20/15

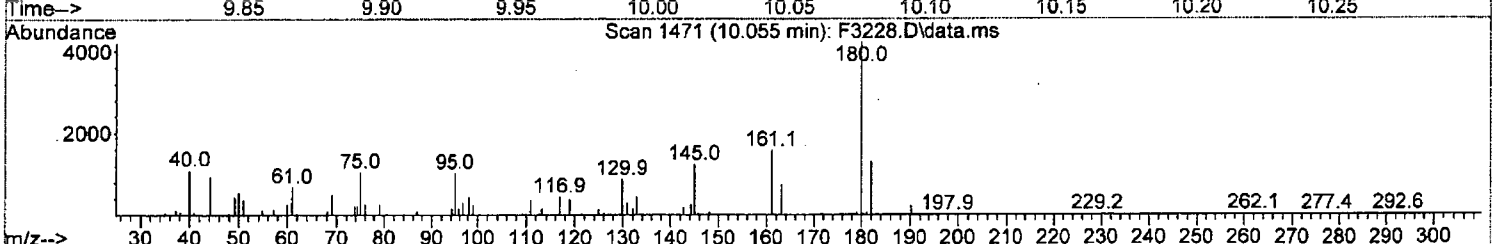

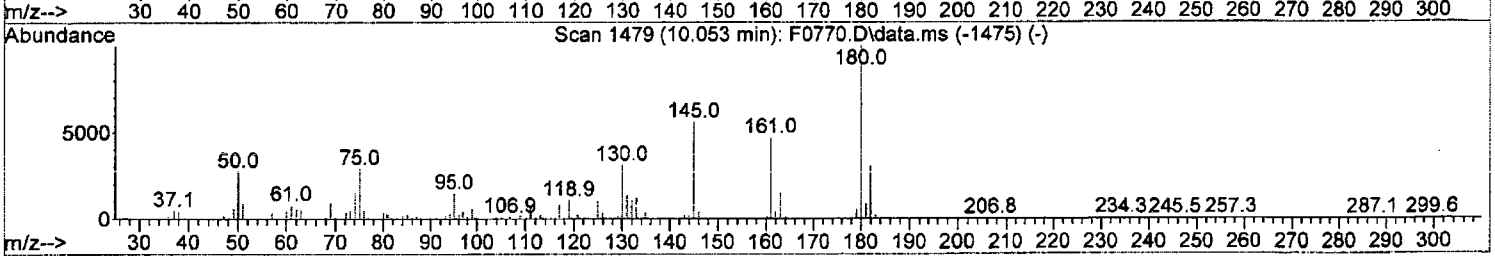

TIC: F3228.D\data.ms

(79) 4-Chlorobenzotrifluoride

10.055min (-0.000) 0.61 ug/L m

response 5536

Ion	Exp%	Act%
180.00	100	100
145.00	55.90	29.26#
161.00	46.60	37.32
0.00	0.00	0.00

Quantitation Report (Qedit)

Data Path : I:\ACQUDATA\msvoa10\data\101915\
Data File : F3228.D
Acq On : 19 Oct 2015 6:23 pm
Operator : F. Naegler
Sample : 0.5 PPB STD Inst : MSVOA10
Misc :
ALS Vial : 2 Sample Multiplier: 1

Quant Time: Oct 20 09:59:27 2015
Quant Method : I:\ACQUDATA\MSVOA10\METHODS\W101915.M
Quant Title : MS#10 - 8260B WATERS 10mL Purge
QLast Update : Tue Oct 20 09:58:06 2015
Response via : Initial Calibration

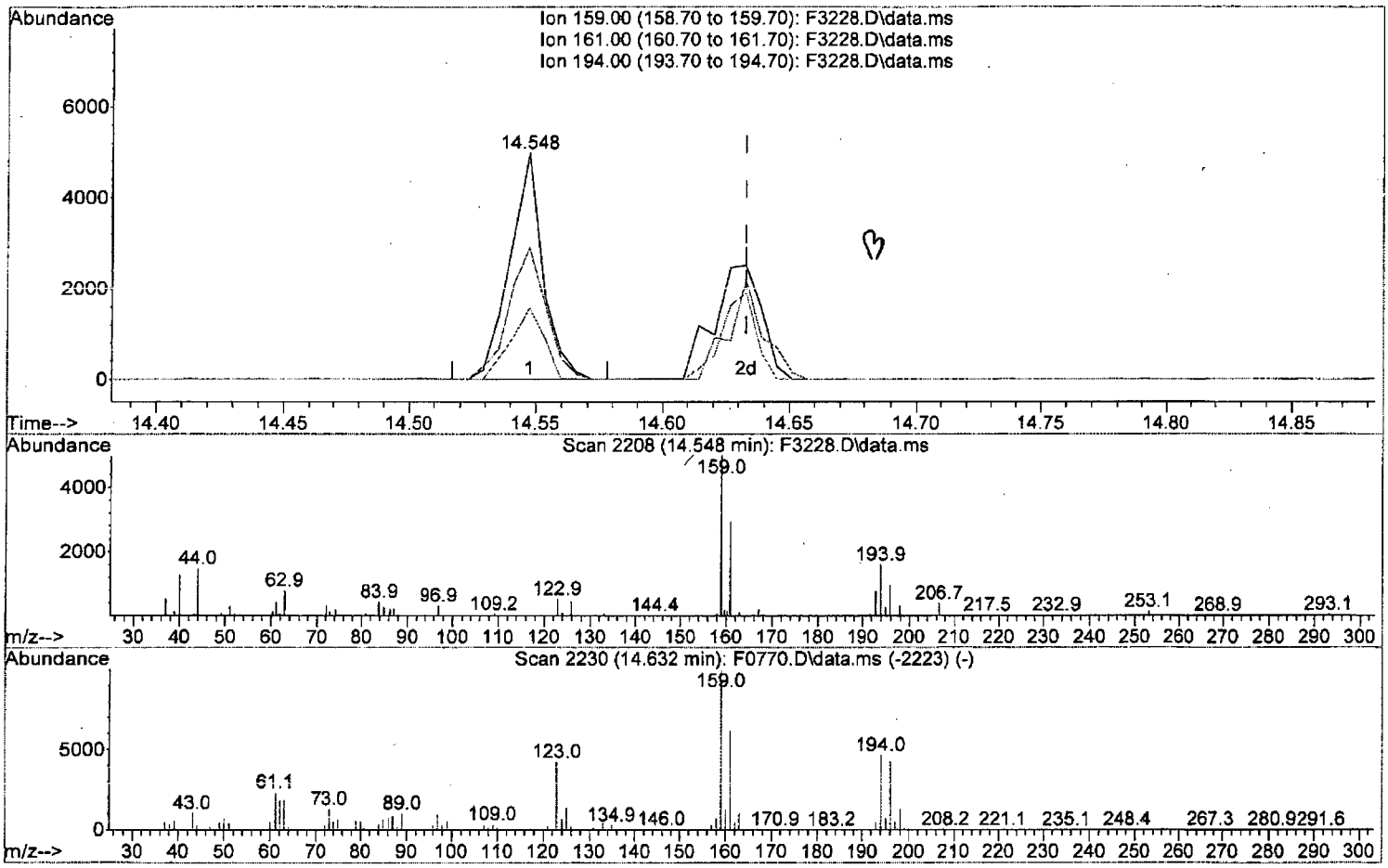

TIC: F3228.D\data.ms

(119) 2,3,6-Trichlorotoluene

14.548min (-0.085) 0.60 ug/L

response 4470

Ion	Exp%	Act%
159.00	100	100
161.00	62.00	56.42
194.00	46.40	30.66
0.00	0.00	0.00

Quantitation Report (Qedit)

Data Path : I:\ACQUDATA\msvoa10\data\101915\
Data File : F3228.D
Acq On : 19 Oct 2015 6:23 pm
Operator : F. Naegler
Sample : 0.5 PPB STD Inst : MSVOA10
Misc :
ALS Vial : 2 Sample Multiplier: 1

Quant Time: Oct 20 09:59:27 2015
Quant Method : I:\ACQUDATA\MSVOA10\METHODS\W101915.M
Quant Title : MS#10 - 8260B WATERS 10mL Purge
QLast Update : Tue Oct 20 09:58:06 2015
Response via : Initial Calibration

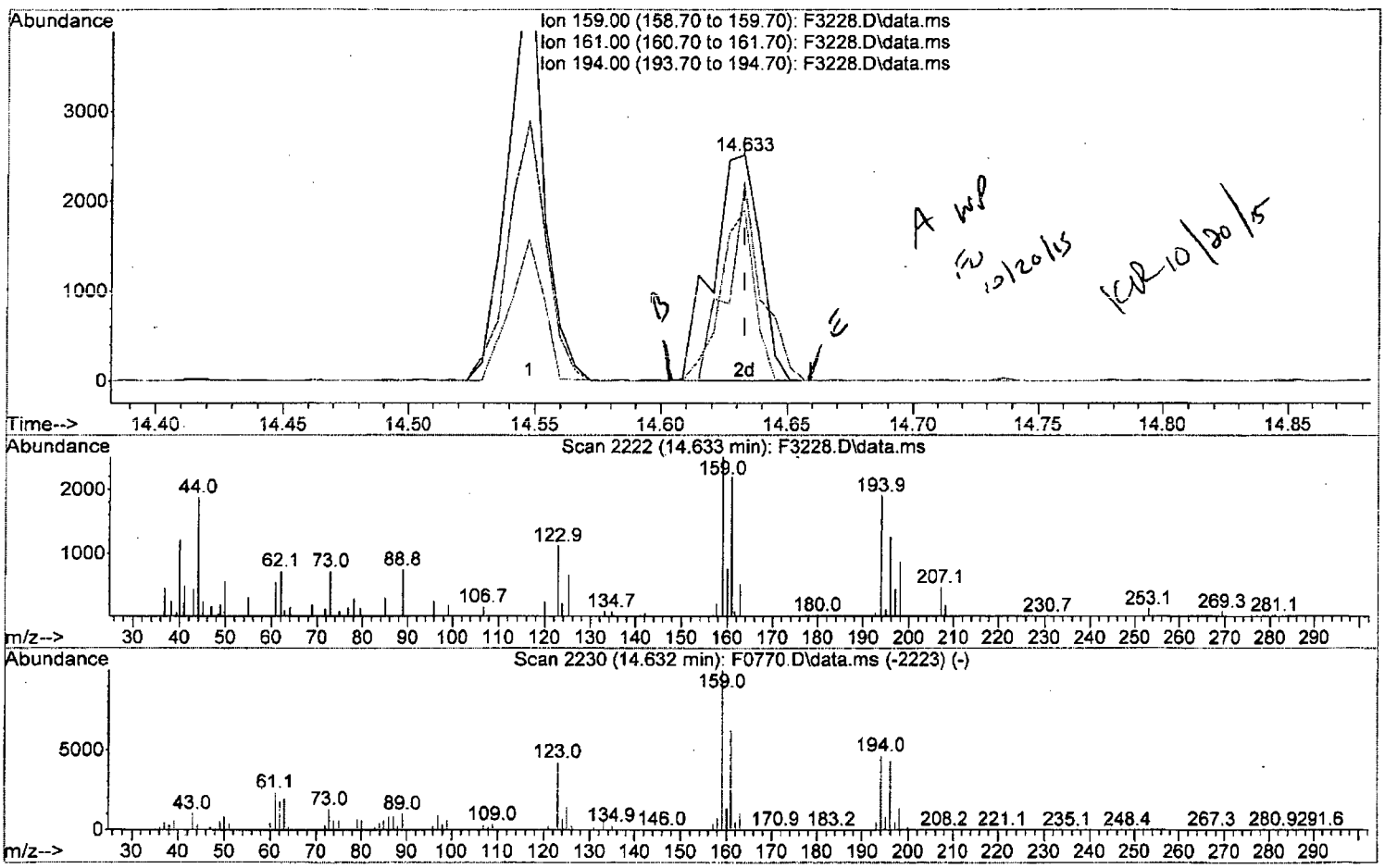

A wp 10/20/15 ICV 10/20/15

TIC: F3228.D\data.ms

(119) 2,3,6-Trichlorotoluene

14.633min (-0.000) 0.44 ug/L m

response 3270

Ion	Exp%	Act%
159.00	100	100
161.00	62.00	87.39#
194.00	46.40	75.74#
0.00	0.00	0.00

Quantitation Report (QT Reviewed)

Data Path : I:\ACQUDATA\msvoa10\data\101915\
Data File : F3228.D
Acq On : 19 Oct 2015 6:23 pm
Operator : F. Naegler
Sample : 0.5 PPB STD Inst : MSVOA10
Misc :
ALS Vial : 2 Sample Multiplier: 1

Quant Time: Oct 20 10:09:15 2015
Quant Method : I:\ACQUDATA\MSVOA10\METHODS\W101915.M
Quant Title : MS#10 - 8260B WATERS 10mL Purge
QLast Update : Tue Oct 20 09:58:06 2015
Response via : Initial Calibration

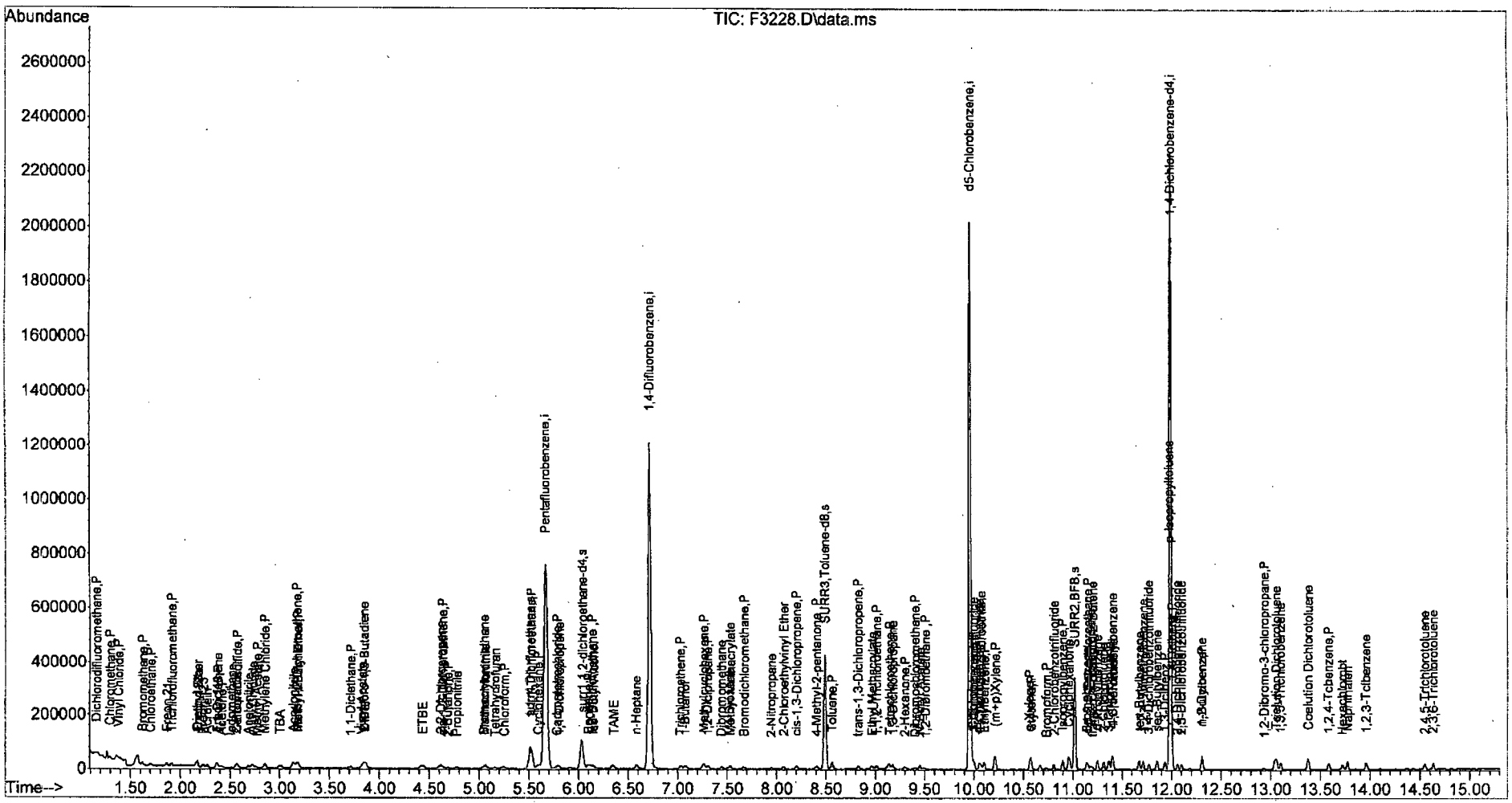

Quantitation Report (QT Reviewed)

Data Path : I:\ACQUDATA\msvoa10\data\101915\
Data File : F3229.D
Acq On : 19 Oct 2015 6:47 pm
Operator : F. Naegler
Sample : 1.0 PPB STD Inst : MSVOA10
Misc :
ALS Vial : 3 Sample Multiplier: 1

Quant Time: Oct 20 10:14:46 2015
Quant Method : I:\ACQUDATA\MSVOA10\METHODS\W101915.M
Quant Title : MS#10 - 8260B WATERS 10mL Purge
QLast Update : Tue Oct 20 09:58:06 2015
Response via : Initial Calibration

FW 10/20/15
KB 10/20/15

Compound	R.T.	QIon	Response	Conc	Units		Dev(Min)
Internal Standards							
1) Pentafluorobenzene	5.665	168	686645	50.00	ug/L		0.00
41) 1,4-Difluorobenzene	6.714	114	963903	50.00	ug/L		0.00
70) d5-Chlorobenzene	9.957	117	863056	50.00	ug/L		0.00
90) 1,4-Dichlorobenzene-d4	11.987	152	456324	50.00	ug/L		0.00
System Monitoring Compounds							
43) surr4,Dibrflmethane	5.513	113	59310	10.03	ug/L		0.00
Spiked Amount 50.000	Range 89 - 119		Recovery = 20.06%#				
46) surr1,1,2-dichloroetha...	6.031	65	83030	10.44	ug/L		0.00
Spiked Amount 50.000	Range 73 - 125		Recovery = 20.88%#				
64) SURR3,Toluene-d8	8.488	98	250532	11.41	ug/L		0.00
Spiked Amount 50.000	Range 87 - 121		Recovery = 22.82%#				
69) SURR2,BFB	11.018	95	89802	10.24	ug/L		0.00
Spiked Amount 50.000	Range 85 - 122		Recovery = 20.48%#				
Target Compounds							Qvalue
2) Dichlorodifluoromethane	1.160	85	9557	0.98	ug/L		83
3) Chloromethane	1.300	50	16014	0.97	ug/L		92
4) Vinyl Chloride	1.380	62	11715	1.02	ug/L		81
5) Bromomethane	1.623	94	6335	1.26	ug/L		100
6) Chloroethane	1.703	64	5176	0.91	ug/L		95
7) Freon 21	1.867	67	11976	0.90	ug/L		87
8) Trichlorofluoromethane	1.916	101	9184	0.93	ug/L		79
9) Diethyl Ether	2.172	59	8643	1.08	ug/L	#	77
10) Freon 123a	2.178	67	7563	0.92	ug/L		89
11) Freon 123	2.227	83	7980	0.94	ug/L		97
12) Acrolein	2.270	56	10175	4.28	ug/L		97
13) 1,1-Diclethene	2.373	96	5309	0.97	ug/L	#	66
14) Freon 113	2.373	101	5407	0.89	ug/L		93
15) Acetone	2.410	43	8099	1.31	ug/L		77
16) 2-Propanol	2.568	45	12978m	10.51	ug/L		
17) Iodomethane	2.501	142	1449	0.20	ug/L	#	41
18) Carbon Disulfide	2.562	76	15209	0.95	ug/L		97
19) Acetonitrile	2.684	40	7205m	3.99	ug/L		
20) Allyl Chloride	2.715	76	2786m	0.97	ug/L		
21) Methyl Acetate	2.757	43	11560	0.91	ug/L		92
22) Methylene Chloride	2.849	84	6232	0.87	ug/L		94
23) TBA	3.007	59	18943	12.99	ug/L		94
24) Acrylonitrile	3.129	53	25527	4.41	ug/L		100
25) Methyl-t-Butyl Ether	3.178	73	19563	0.88	ug/L		95
26) trans-1,2-Dichloroethene	3.166	96	5846	0.95	ug/L		89
27) 1,1-Diclethane	3.702	63	12086	0.99	ug/L		78
28) Vinyl Acetate	3.824	86	768	0.57	ug/L	#	6
29) DIPE	3.855	45	35191	0.96	ug/L		76
30) 2-Chloro-1,3-Butadiene	3.842	53	13932	0.90	ug/L		92
31) ETBE	4.434	59	19721	0.88	ug/L		85
32) 2,2-Dichloropropane	4.605	77	5699m	0.95	ug/L		
33) cis-1,2-Dichloroethene	4.617	96	7324m	1.20	ug/L		
34) 2-Butanone	4.708	43	7794	0.89	ug/L		97
35) Propionitrile	4.781	54	11015	4.84	ug/L		83

Data Path : I:\ACQUDATA\msvoa10\data\101915\
Data File : F3229.D
Acq On : 19 Oct 2015 6:47 pm
Operator : F. Naegler
Sample : 1.0 PPB STD Inst : MSVOA10
Misc :
ALS Vial : 3 Sample Multiplier: 1

Quant Time: Oct 20 10:14:46 2015
Quant Method : I:\ACQUDATA\MSVOA10\METHODS\W101915.M
Quant Title : MS#10 - 8260B WATERS 10mL Purge
QLast Update : Tue Oct 20 09:58:06 2015
Response via : Initial Calibration

Compound	R.T.	QIon	Response	Conc	Units		Dev(Min)
36) Bromochloromethane	5.050	130	4924m	1.22	ug/L		
37) Methacrylonitrile	5.062	67	4172	0.98	ug/L		100
38) Tetrahydrofuran	5.153	42	5804	1.02	ug/L		67
39) Chloroform	5.239	83	11765	1.08	ug/L		81
40) 1,1,1-Trichloroethane	5.507	97	7008m	0.91	ug/L		
42) Cyclohexane	5.598	41	10468m	1.09	ug/L		
44) Carbontetrachloride	5.775	121	1922m	0.90	ug/L		
45) 1,1-Dichloropropene	5.793	75	8186	0.97	ug/L		89
47) Benzene	6.104	78	23838	0.93	ug/L	#	80
48) 1,2-Dichloroethane	6.141	62	9656	0.88	ug/L		98
49) Iso-Butyl Alcohol	6.141	43	8859	10.70	ug/L		93
50) TAME	6.342	73	16468	0.89	ug/L		94
51) n-Heptane	6.592	43	13763	1.00	ug/L		74
52) 1-Butanol	7.080	56	8487	22.24	ug/L		84
53) Trichloroethene	7.025	130	5821	0.88	ug/L	#	69
54) Methylcyclohexane	7.263	55	11770	1.02	ug/L	#	81
55) 1,2-Diclpropane	7.299	63	7365	1.03	ug/L		80
56) Dibromomethane	7.445	93	4170	1.01	ug/L		88
57) 1,4-Dioxane	7.506	88	3078	18.74	ug/L	#	58
58) Methyl Methacrylate	7.531	69	5089	0.86	ug/L		93
59) Bromodichloromethane	7.665	83	6161	0.81	ug/L		92
60) 2-Nitropropane	7.939	41	2750	1.48	ug/L	#	79
61) 2-Chloroethylvinyl Ether	8.067	63	5203	0.88	ug/L		93
62) cis-1,3-Dichloropropene	8.201	75	7573	0.83	ug/L		85
63) 4-Methyl-2-pentanone	8.403	43	13494	0.84	ug/L		77
65) Toluene	8.567	91	25433	0.96	ug/L		87
66) trans-1,3-Dichloropropene	8.829	75	6321	0.81	ug/L		89
67) Ethyl Methacrylate	8.963	69	6670	0.70	ug/L	#	74
68) 1,1,2-Trichloroethane	9.018	97	6005	0.97	ug/L	#	71
71) Tetrachloroethene	9.152	164	5545	1.04	ug/L	#	54
72) 2-Hexanone	9.299	43	9723	0.79	ug/L		79
73) 1,3-Dichloropropane	9.177	76	10695	0.99	ug/L		83
74) Dibromochloromethane	9.396	129	4780	0.80	ug/L	#	70
75) N-Butyl Acetate	9.451	43	12870	0.68	ug/L		87
76) 1,2-Dibromoethane	9.500	107	5566	0.92	ug/L	#	65
77) 3-Chlorobenzotrifluoride	10.000	180	10431	1.01	ug/L		93
78) Chlorobenzene	9.988	112	19441	1.07	ug/L		79
79) 4-Chlorobenzotrifluoride	10.055	180	7522m	0.80	ug/L		
80) 1,1,1,2-Tetrachloroethane	10.073	131	4486	0.80	ug/L	#	72
81) Ethylbenzene	10.103	106	9824	1.07	ug/L	#	69
82) (m+p)Xylene	10.213	106	22632	1.93	ug/L		92
83) o-Xylene	10.567	106	10722	0.92	ug/L		93
84) Styrene	10.579	104	19186	0.96	ug/L		77
85) Bromoform	10.731	173	3132	0.71	ug/L		73
86) 2-Chlorobenzotrifluoride	10.805	180	10617	1.03	ug/L		88
87) Isopropylbenzene	10.902	105	29266	0.96	ug/L		89
88) Cyclohexanone	10.957	55	33413	16.76	ug/L		99
89) trans-1,4-Dichloro-2-B...	11.207	53	2730	0.79	ug/L	#	57
91) 1,1,2,2-Tetrachloroethane	11.152	83	7429	0.80	ug/L		84
92) Bromobenzene	11.146	156	8142	1.06	ug/L	#	81
93) 1,2,3-Trichloropropane	11.176	110	2544	0.85	ug/L	#	85

Data Path : I:\ACQUDATA\msvoa10\data\101915\
Data File : F3229.D
Acq On : 19 Oct 2015 6:47 pm
Operator : F. Naegler
Sample : 1.0 PPB STD Inst : MSVOA10
Misc :
ALS Vial : 3 Sample Multiplier: 1

Quant Time: Oct 20 10:14:46 2015
Quant Method : I:\ACQUDATA\MSVOA10\METHODS\W101915.M
Quant Title : MS#10 - 8260B WATERS 10mL Purge
QLast Update : Tue Oct 20 09:58:06 2015
Response via : Initial Calibration

	Compound	R.T.	QIon	Response	Conc	Units		Dev(Min)
94)	n-Propylbenzene	11.250	91	33735	0.99	ug/L		92
95)	2-Chlorotoluene	11.311	91	19238	0.97	ug/L		89
96)	3-Chlorotoluene	11.365	91	19715	0.95	ug/L		83
97)	4-Chlorotoluene	11.402	91	23144	0.98	ug/L		94
98)	1,3,5-Trimethylbenzene	11.402	105	22518	0.94	ug/L		99
99)	tert-Butylbenzene	11.676	119	19236	0.88	ug/L		88
100)	1,2,4-Trimethylbenzene	11.707	105	23920	0.97	ug/L		95
101)	3,4-Dichlorobenzotrifl...	11.768	214	8063	1.07	ug/L		85
102)	sec-Butylbenzene	11.853	105	30999	0.99	ug/L		96
103)	p-Isopropyltoluene	11.975	119	24758	0.98	ug/L		91
104)	1,3-Dclbenz	11.932	146	14513	1.00	ug/L		96
105)	1,4-Dclbenz	12.006	146	14841	1.01	ug/L		95
106)	2,4-Dichlorobenzotrifl...	12.060	214	6435	0.94	ug/L		92
107)	2,5-Dichlorobenzotrifl...	12.097	214	7559	0.97	ug/L	#	83
108)	n-Butylbenzene	12.304	91	22791	0.97	ug/L		90
109)	1,2-Dclbenz	12.310	146	13382	0.93	ug/L		95
110)	1,2-Dibromo-3-chloropr...	12.932	157	1273	0.65	ug/L	#	73
111)	Trielution Dichlorotol...	13.048	125	36358	2.75	ug/L		98
112)	1,3,5-Trichlorobenzene	13.097	180	11133	0.96	ug/L		87
113)	Coelution Dichlorotoluene	13.371	125	26979	1.82	ug/L		97
114)	1,2,4-Tcbenzene	13.585	180	10532	0.95	ug/L		95
115)	Hexachlorobt	13.725	225	3992	0.82	ug/L		83
116)	Naphthalen	13.773	128	31313	0.94	ug/L		90
117)	1,2,3-Tclbenzene	13.962	180	10887	0.96	ug/L		91
118)	2,4,5-Trichlorotoluene	14.548	159	7699	0.90	ug/L		93
119)	2,3,6-Trichlorotoluene	14.633	159	7061	0.90	ug/L		87

(#) = qualifier out of range (m) = manual integration (+) = signals summed

Quantitation Report (Qedit)

Data Path : I:\ACQUDATA\msvoa10\data\101915\
Data File : F3229.D
Acq On : 19 Oct 2015 6:47 pm
Operator : F. Naegler
Sample : 1.0 PPB STD Inst : MSVOA10
Misc :
ALS Vial : 3 Sample Multiplier: 1

Quant Time: Oct 20 09:59:37 2015
Quant Method : I:\ACQUDATA\MSVOA10\METHODS\W101915.M
Quant Title : MS#10 - 8260B WATERS 10mL Purge
QLast Update : Tue Oct 20 09:58:06 2015
Response via : Initial Calibration

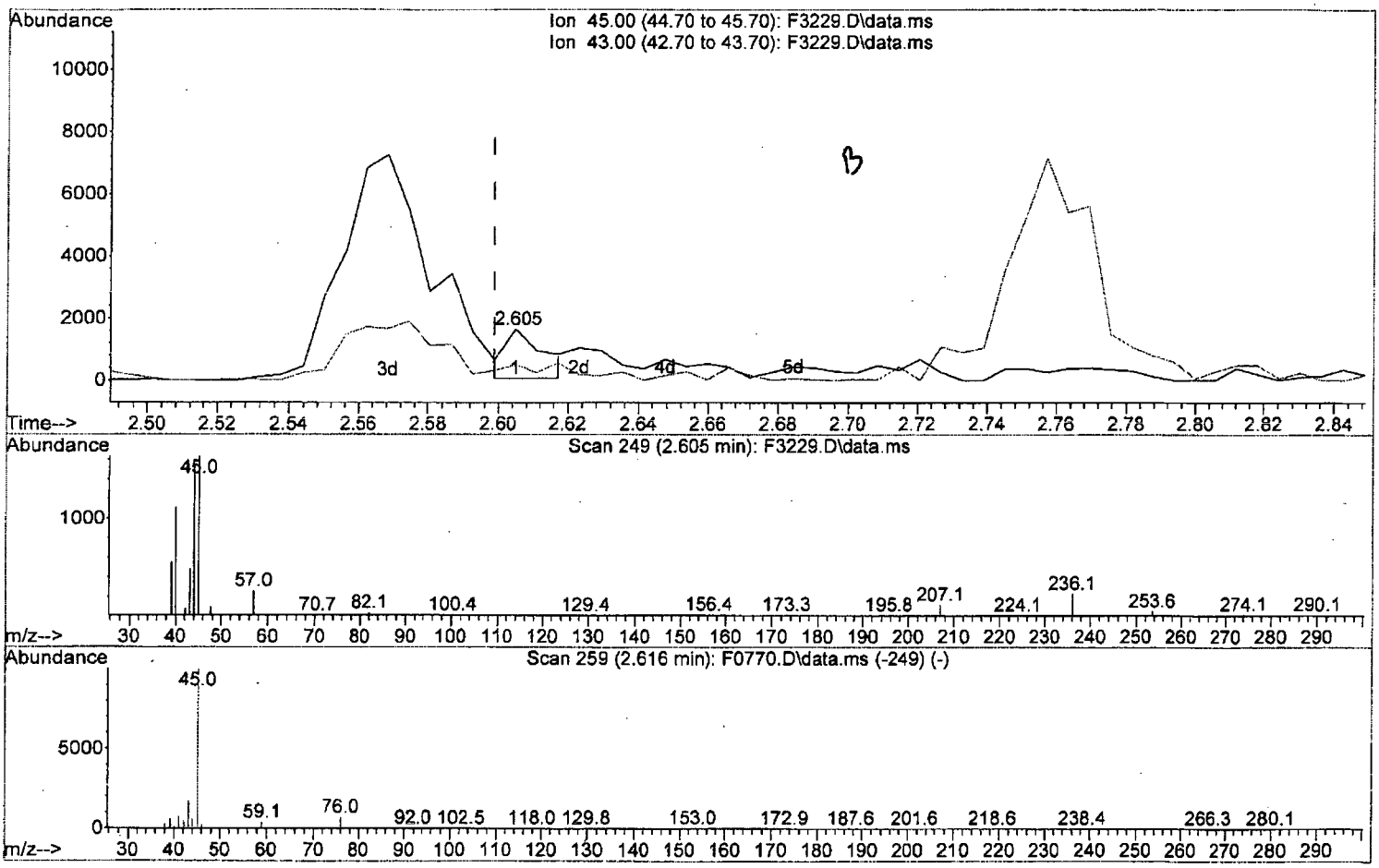

TIC: F3229.D\data.ms

(16) 2-Propanol

2.605min (+0.006) 0.96 ug/L

response 1183

Ion	Exp%	Act%
45.00	100	100
43.00	17.20	29.47
0.00	0.00	0.00
0.00	0.00	0.00

Quantitation Report (Qedit)

Data Path : I:\ACQUDATA\msvoa10\data\101915\
Data File : F3229.D
Acq On : 19 Oct 2015 6:47 pm
Operator : F. Naegler
Sample : 1.0 PPB STD Inst : MSVOA10
Misc :
ALS Vial : 3 Sample Multiplier: 1

Quant Time: Oct 20 09:59:37 2015
Quant Method : I:\ACQUDATA\MSVOA10\METHODS\W101915.M
Quant Title : MS#10 - 8260B WATERS 10mL Purge
QLast Update : Tue Oct 20 09:58:06 2015
Response via : Initial Calibration

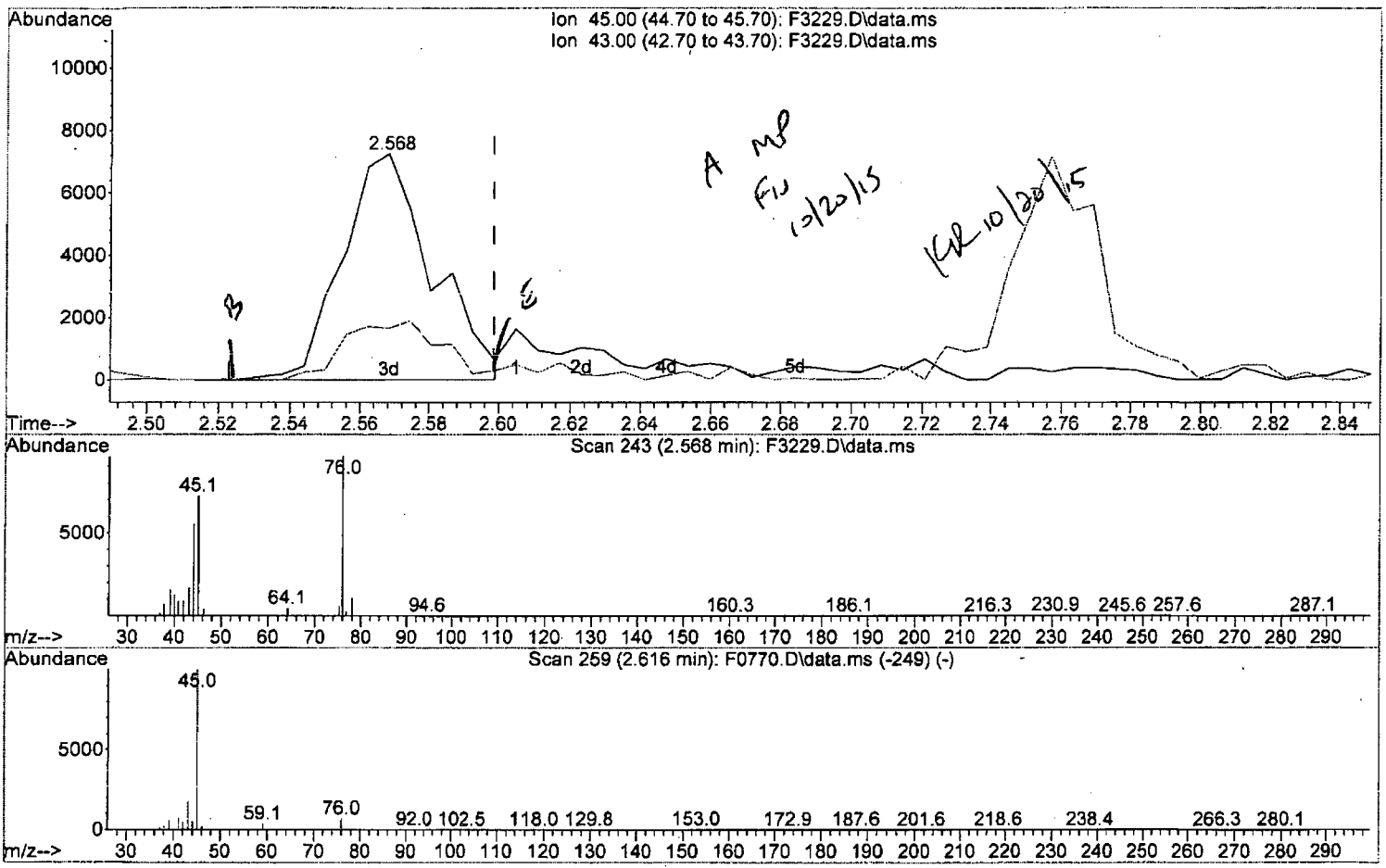

TIC: F3229.D\data.ms

(16) 2-Propanol

2.568min (-0.030) 10.51 ug/L m

response 12978

Ion	Exp%	Act%
45.00	100	100
43.00	17.20	22.86
0.00	0.00	0.00
0.00	0.00	0.00

Quantitation Report (Qedit)

Data Path : I:\ACQUDATA\msvoa10\data\101915\
Data File : F3229.D
Acq On : 19 Oct 2015 6:47 pm
Operator : F. Naegler
Sample : 1.0 PPB STD Inst : MSVOA10
Misc :
ALS Vial : 3 Sample Multiplier: 1

Quant Time: Oct 20 09:59:37 2015
Quant Method : I:\ACQUDATA\MSVOA10\METHODS\W101915.M
Quant Title : MS#10 - 8260B WATERS 10mL Purge
QLast Update : Tue Oct 20 09:58:06 2015
Response via : Initial Calibration

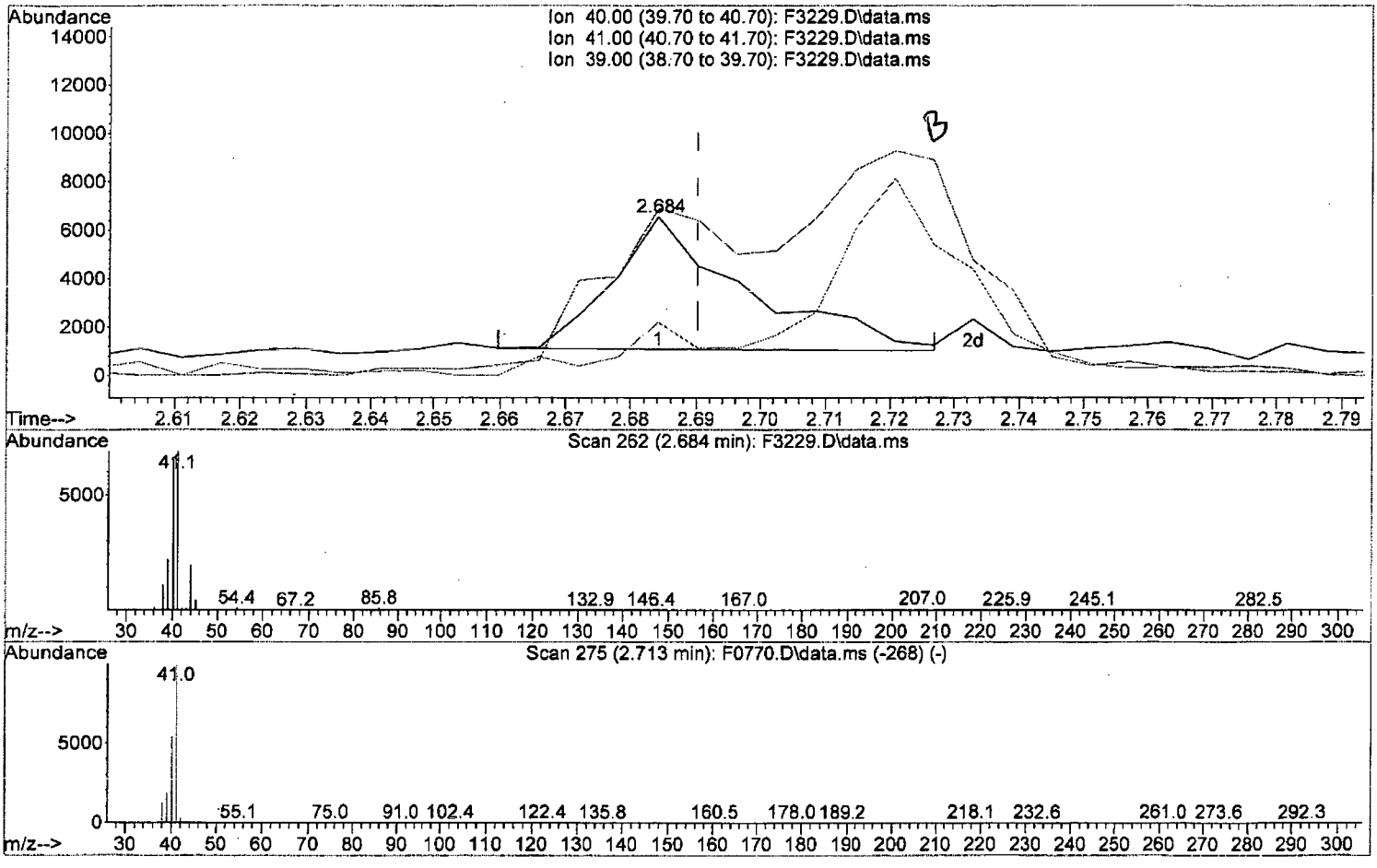

TIC: F3229.D\data.ms

(19) Acetonitrile

2.684min (-0.006) 4.28 ug/L

response 7731

Ion	Exp%	Act%
40.00	100	100
41.00	185.70	105.24#
39.00	35.30	33.43
0.00	0.00	0.00

Quantitation Report (Qedit)

Data Path : I:\ACQUDATA\msvoa10\data\101915\
Data File : F3229.D
Acq On : 19 Oct 2015 6:47 pm
Operator : F. Naegler
Sample : 1.0 PPB STD Inst : MSVOA10
Misc :
ALS Vial : 3 Sample Multiplier: 1

Quant Time: Oct 20 09:59:37 2015
Quant Method : I:\ACQUDATA\MSVOA10\METHODS\W101915.M
Quant Title : MS#10 - 8260B WATERS 10mL Purge
QLast Update : Tue Oct 20 09:58:06 2015
Response via : Initial Calibration

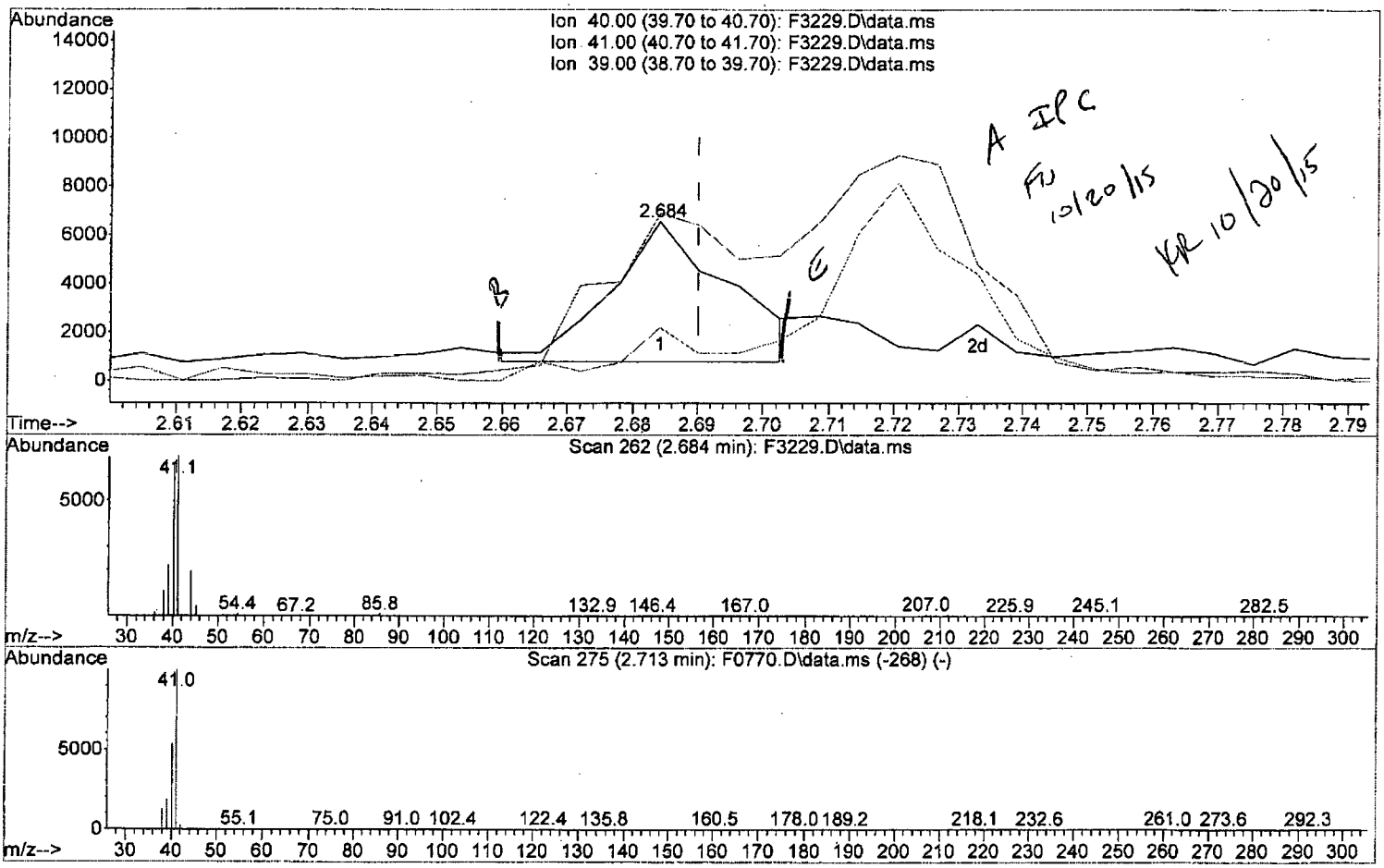

A IPC
FU 10/20/15
KR 10/20/15

TIC: F3229.D\data.ms

(19) Acetonitrile

2.684min (-0.006) 3.99 ug/L m

response 7205

Ion	Exp%	Act%
40.00	100	100
41.00	185.70	105.24#
39.00	35.30	33.43
0.00	0.00	0.00

Quantitation Report (Qedit)

Data Path : I:\ACQUDATA\msvoa10\data\101915\
Data File : F3229.D
Acq On : 19 Oct 2015 6:47 pm
Operator : F. Naegler
Sample : 1.0 PPB STD Inst : MSVOA10
Misc :
ALS Vial : 3 Sample Multiplier: 1

Quant Time: Oct 20 09:59:37 2015
Quant Method : I:\ACQUDATA\MSVOA10\METHODS\W101915.M
Quant Title : MS#10 - 8260B WATERS 10mL Purge
QLast Update : Tue Oct 20 09:58:06 2015
Response via : Initial Calibration

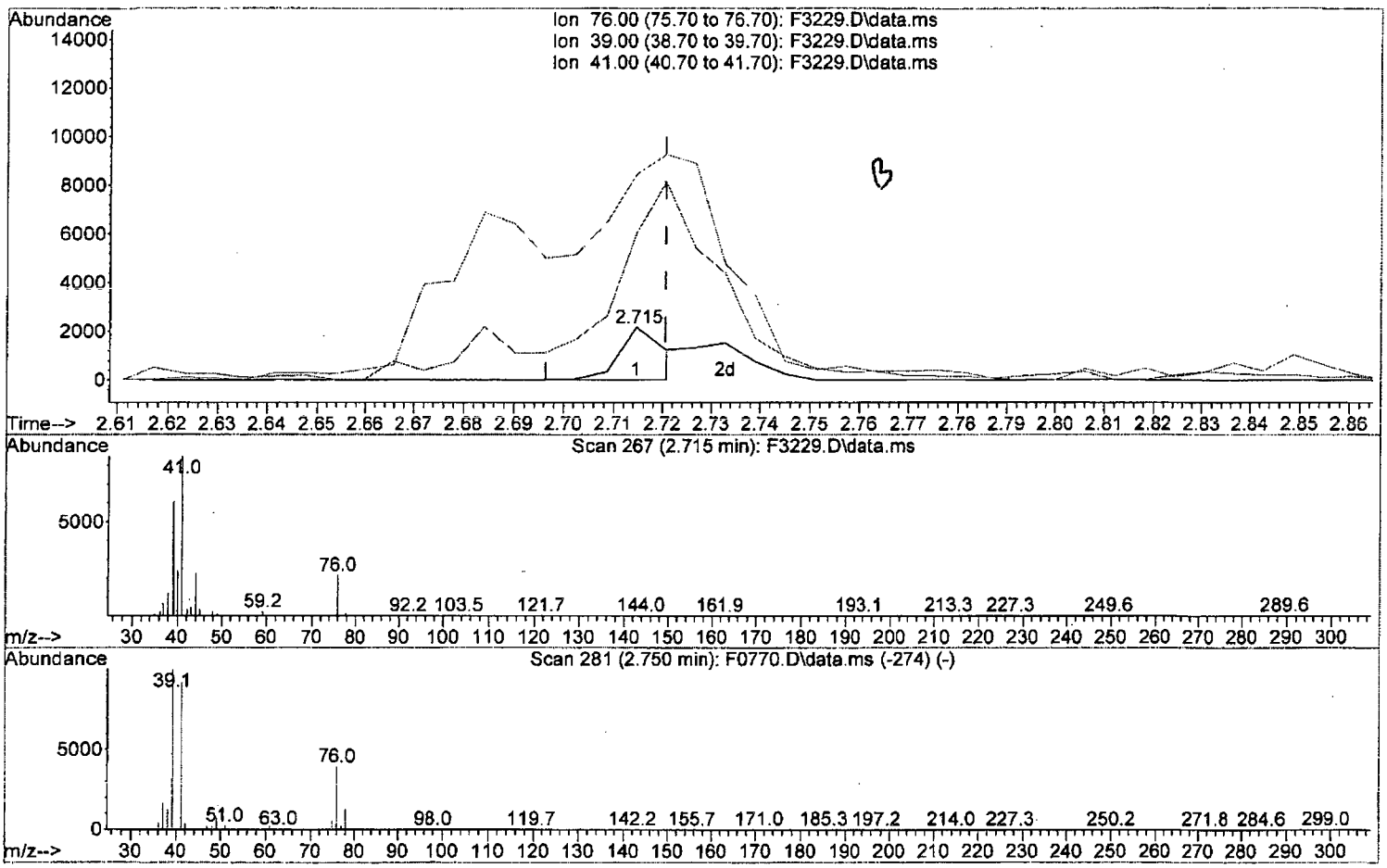

TIC: F3229.D\data.ms

(20) Allyl Chloride

2.715min (-0.006) 0.48 ug/L

response 1371

Ion	Exp%	Act%
76.00	100	100
39.00	254.40	279.41#
41.00	234.50	391.72#
0.00	0.00	0.00

Quantitation Report (Qedit)

Data Path : I:\ACQUDATA\msvoa10\data\101915\
Data File : F3229.D
Acq On : 19 Oct 2015 6:47 pm
Operator : F. Naegler
Sample : 1.0 PPB STD Inst : MSVOA10
Misc :
ALS Vial : 3 Sample Multiplier: 1

Quant Time: Oct 20 09:59:37 2015
Quant Method : I:\ACQUDATA\MSVOA10\METHODS\W101915.M
Quant Title : MS#10 - 8260B WATERS 10mL Purge
QLast Update : Tue Oct 20 09:58:06 2015
Response via : Initial Calibration

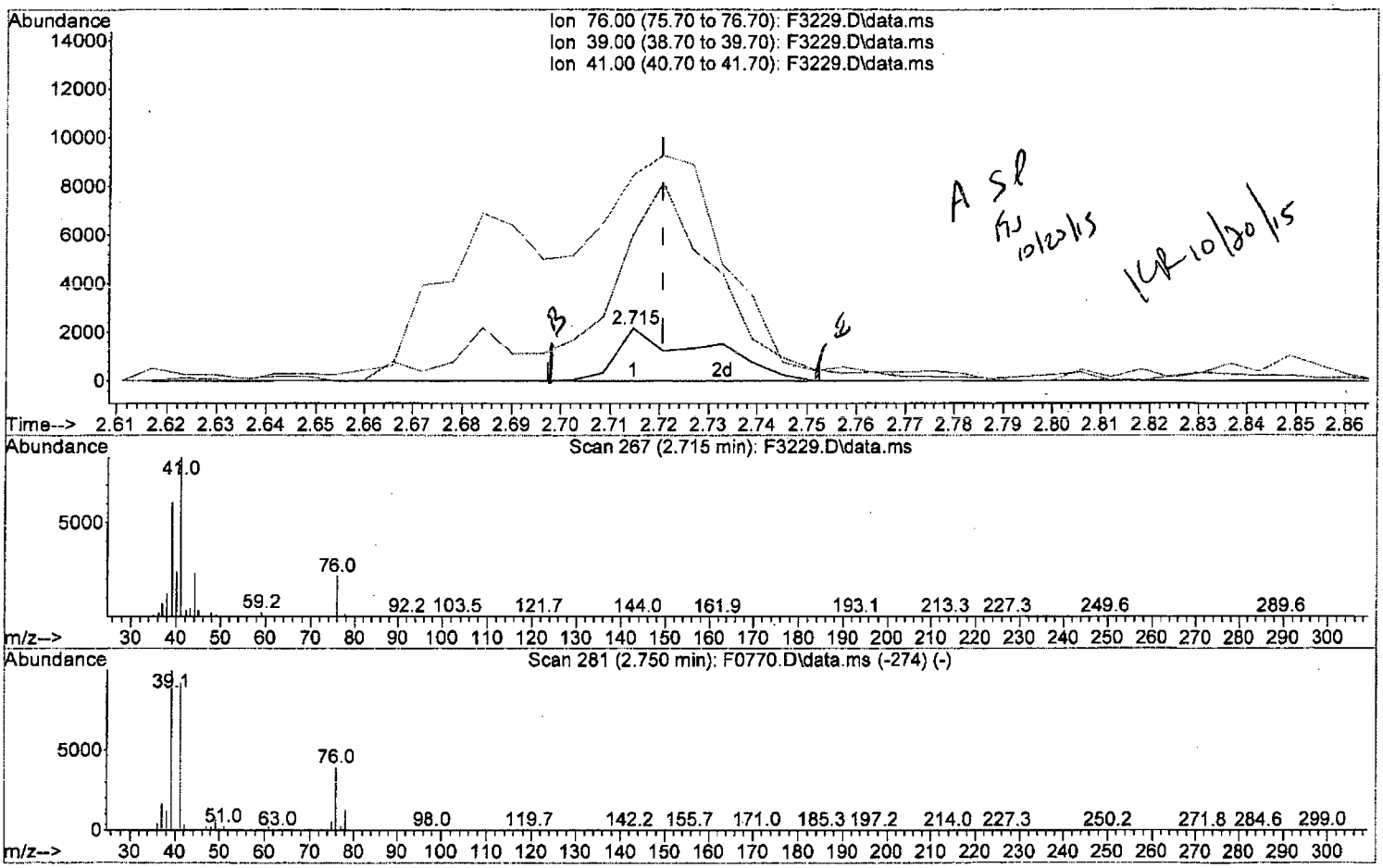

TIC: F3229.D\data.ms

(20) Allyl Chloride

2.715min (-0.006) 0.97 ug/L m

response 2786

Ion	Exp%	Act%
76.00	100	100
39.00	254.40	279.41#
41.00	234.50	391.72#
0.00	0.00	0.00

Quantitation Report (Qedit)

Data Path : I:\ACQUDATA\msvoa10\data\101915\
Data File : F3229.D
Acq On : 19 Oct 2015 6:47 pm
Operator : F. Naegler
Sample : 1.0 PPB STD Inst : MSVOA10
Misc :
ALS Vial : 3 Sample Multiplier: 1

Quant Time: Oct 20 09:59:37 2015
Quant Method : I:\ACQUDATA\MSVOA10\METHODS\W101915.M
Quant Title : MS#10 - 8260B WATERS 10mL Purge
QLast Update : Tue Oct 20 09:58:06 2015
Response via : Initial Calibration

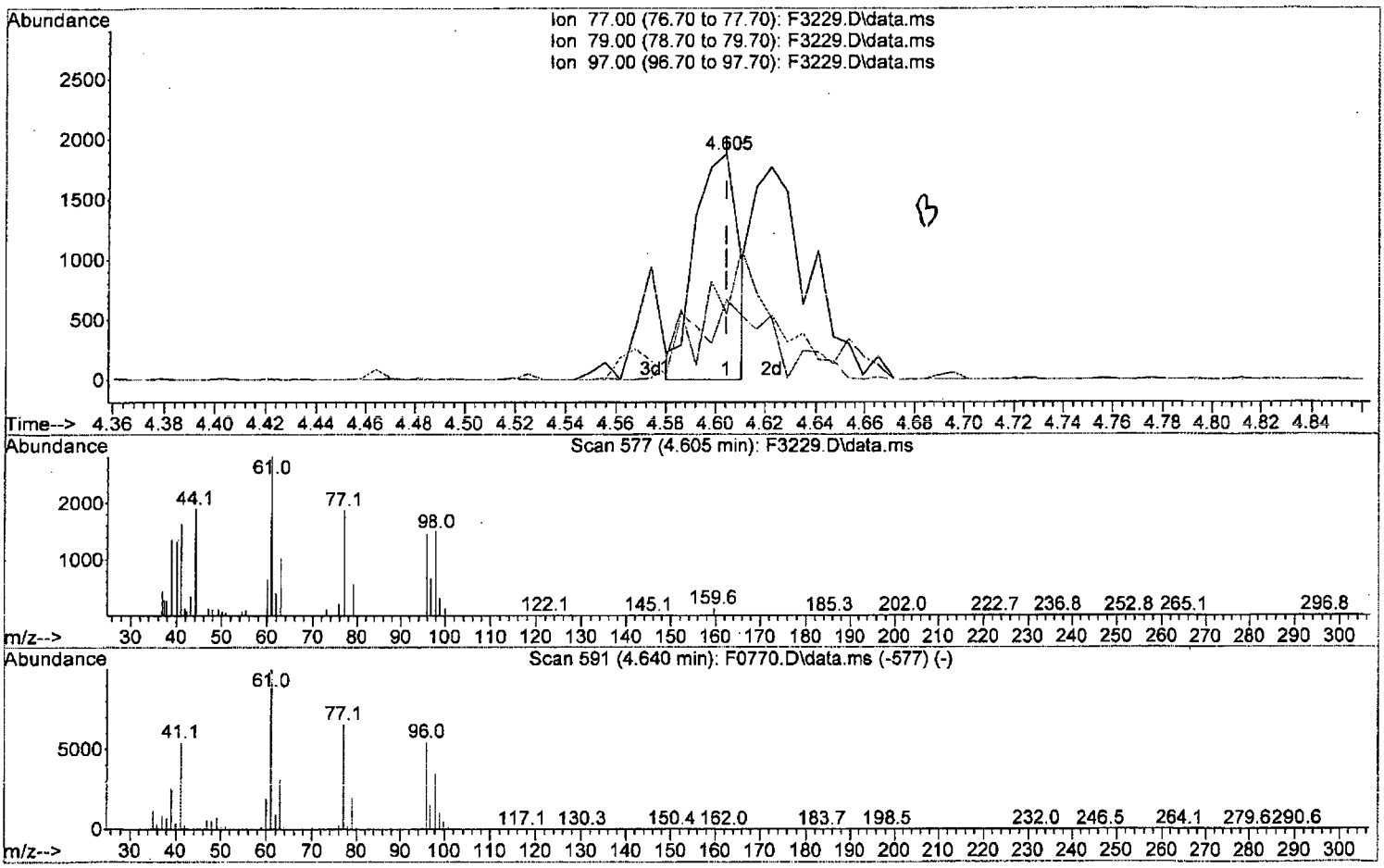

TIC: F3229.D\data.ms

(32) 2,2-Dichloropropane

4.605min (+0.000) 0.38 ug/L

response 2297

Ion	Exp%	Act%
77.00	100	100
79.00	30.40	29.23
97.00	22.40	35.36
0.00	0.00	0.00

Quantitation Report (Qedit)

Data Path : I:\ACQUDATA\msvoa10\data\101915\
Data File : F3229.D
Acq On : 19 Oct 2015 6:47 pm
Operator : F. Naegler
Sample : 1.0 PPB STD Inst : MSVOA10
Misc :
ALS Vial : 3 Sample Multiplier: 1

Quant Time: Oct 20 09:59:37 2015
Quant Method : I:\ACQUDATA\MSVOA10\METHODS\W101915.M
Quant Title : MS#10 - 8260B WATERS 10mL Purge
QLast Update : Tue Oct 20 09:58:06 2015
Response via : Initial Calibration

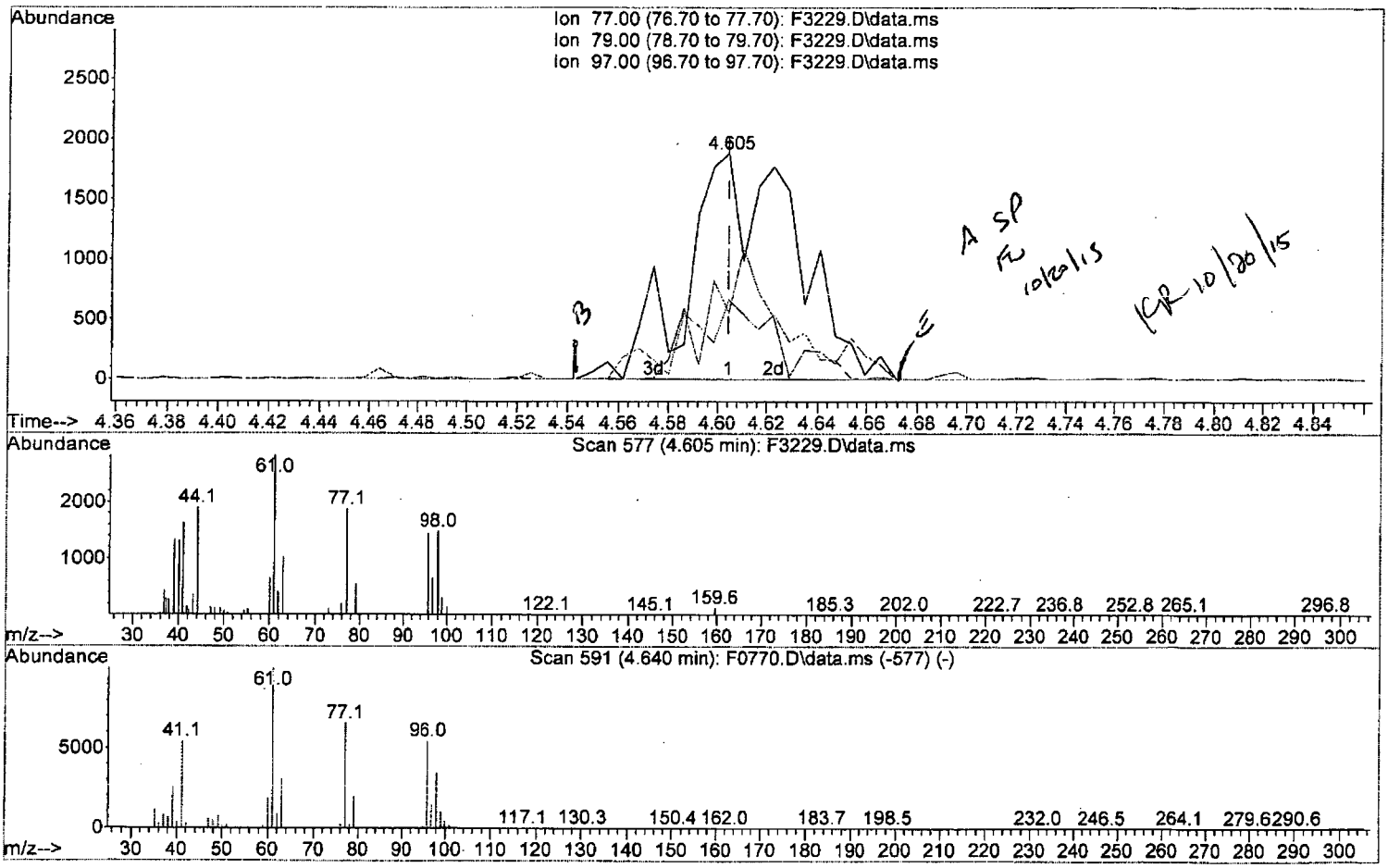

TIC: F3229.D\data.ms

(32) 2,2-Dichloropropane

4.605min (+0.000) 0.95 ug/L m

response 5699

Ion	Exp%	Act%
77.00	100	100
79.00	30.40	29.23
97.00	22.40	35.36
0.00	0.00	0.00

Quantitation Report (Qedit)

Data Path : I:\ACQUDATA\msvoa10\data\101915\
Data File : F3229.D
Acq On : 19 Oct 2015 6:47 pm
Operator : F. Naegler
Sample : 1.0 PPB STD Inst : MSVOA10
Misc :
ALS Vial : 3 Sample Multiplier: 1

Quant Time: Oct 20 09:59:37 2015
Quant Method : I:\ACQUDATA\MSVOA10\METHODS\W101915.M
Quant Title : MS#10 - 8260B WATERS 10mL Purge
QLast Update : Tue Oct 20 09:58:06 2015
Response via : Initial Calibration

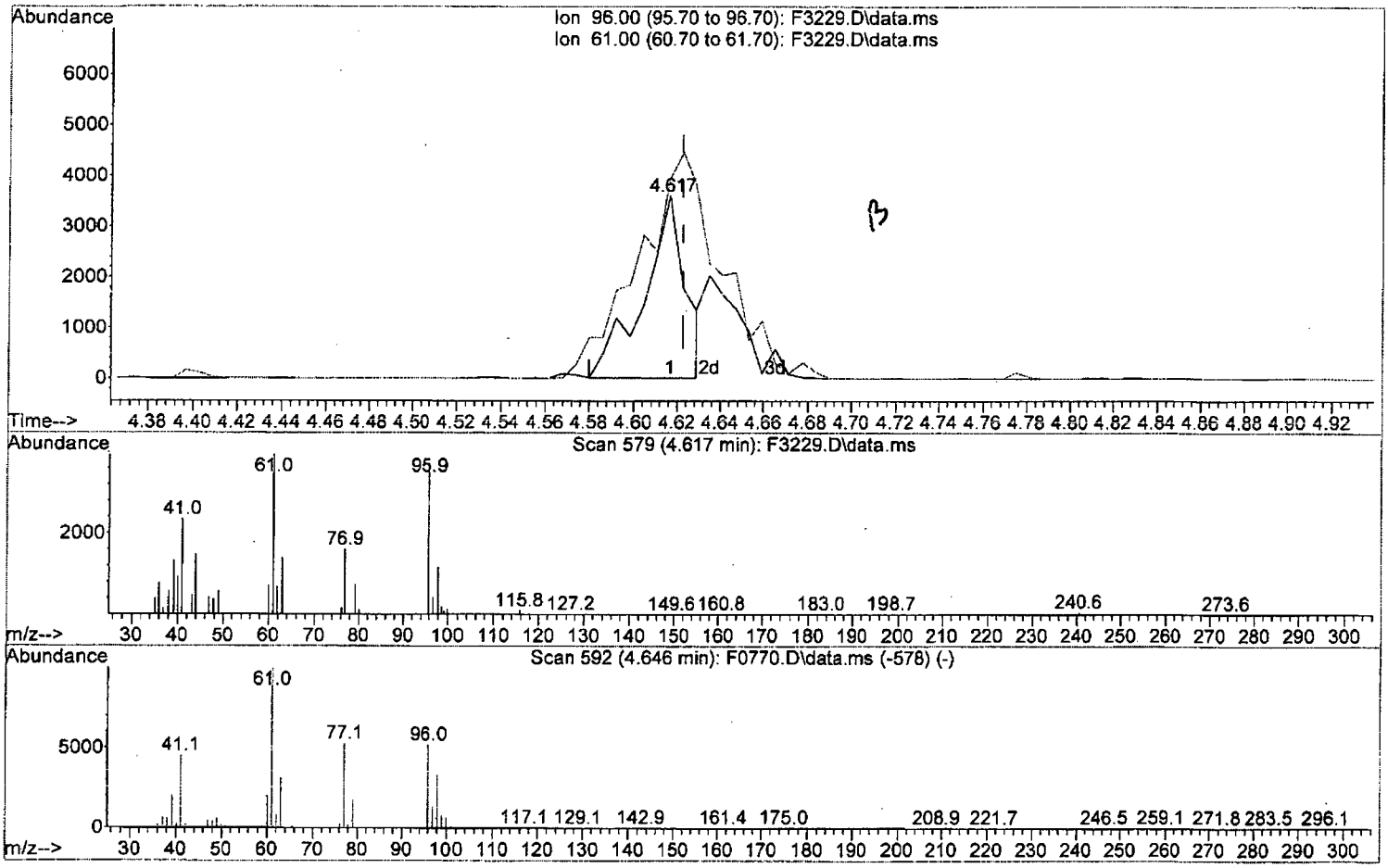

TIC: F3229.D\data.ms

(33) cis-1,2-Dichloroethene (P)

4.617min (-0.006) 0.78 ug/L

response 4760

Ion	Exp%	Act%
96.00	100	100
61.00	193.00	109.27#
0.00	0.00	0.00
0.00	0.00	0.00

Quantitation Report (Qedit)

Data Path : I:\ACQUDATA\msvoa10\data\101915\
Data File : F3229.D
Acq On : 19 Oct 2015 6:47 pm
Operator : F. Naegler
Sample : 1.0 PPB STD Inst : MSVOA10
Misc :
ALS Vial : 3 Sample Multiplier: 1

Quant Time: Oct 20 09:59:37 2015
Quant Method : I:\ACQUDATA\MSVOA10\METHODS\W101915.M
Quant Title : MS#10 - 8260B WATERS 10mL Purge
QLast Update : Tue Oct 20 09:58:06 2015
Response via : Initial Calibration

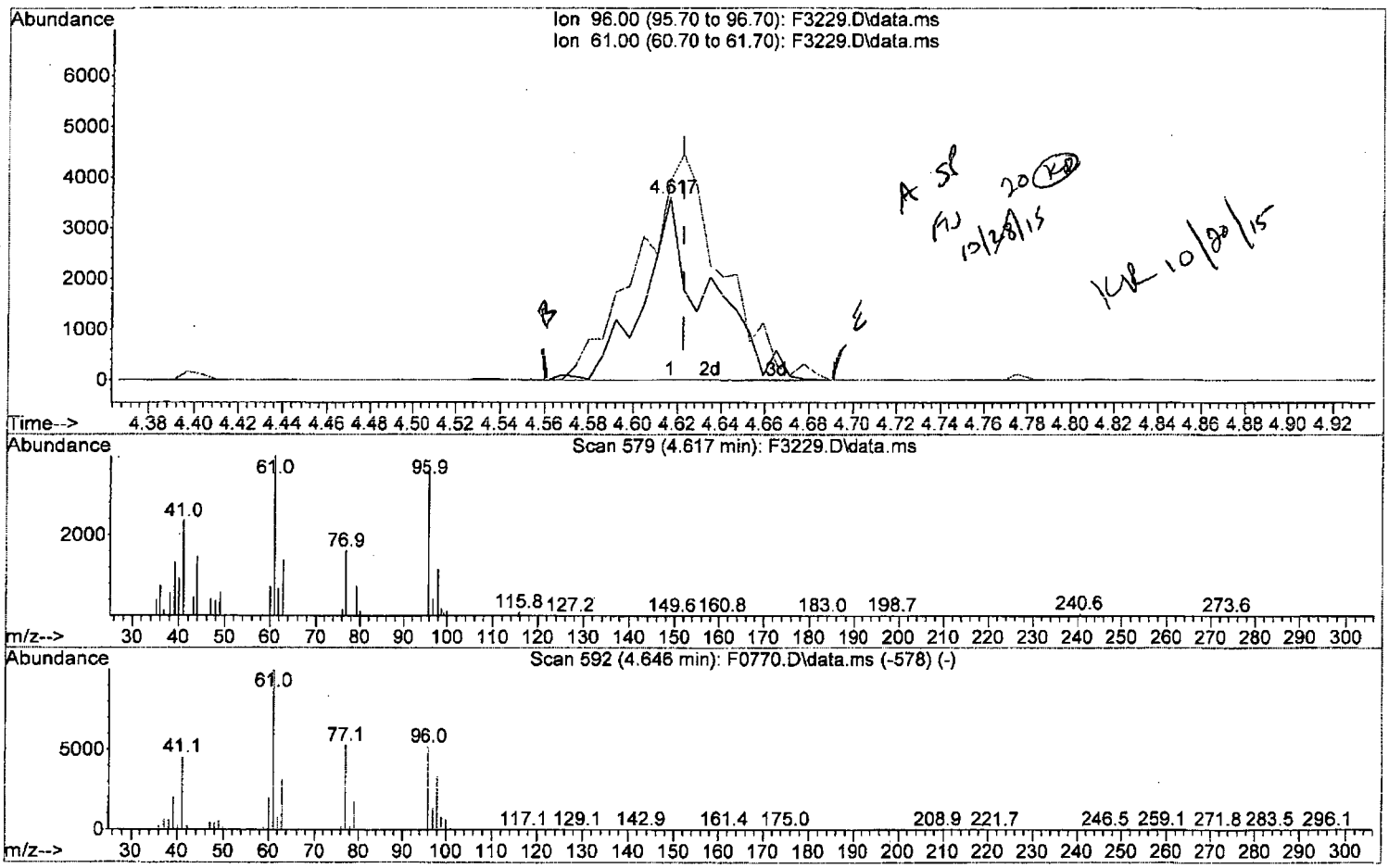

TIC: F3229.D\data.ms

(33) cis-1,2-Dichloroethene (P)

4.617min (-0.006) 1.20 ug/L m

response 7324

Ion	Exp%	Act%
96.00	100	100
61.00	193.00	109.27#
0.00	0.00	0.00
0.00	0.00	0.00

Quantitation Report (Qedit)

Data Path : I:\ACQUDATA\msvoa10\data\101915\
Data File : F3229.D
Acq On : 19 Oct 2015 6:47 pm
Operator : F. Naegler
Sample : 1.0 PPB STD Inst : MSVOA10
Misc :
ALS Vial : 3 Sample Multiplier: 1

Quant Time: Oct 20 09:59:37 2015
Quant Method : I:\ACQUDATA\MSVOA10\METHODS\W101915.M
Quant Title : MS#10 - 8260B WATERS 10mL Purge
QLast Update : Tue Oct 20 09:58:06 2015
Response via : Initial Calibration

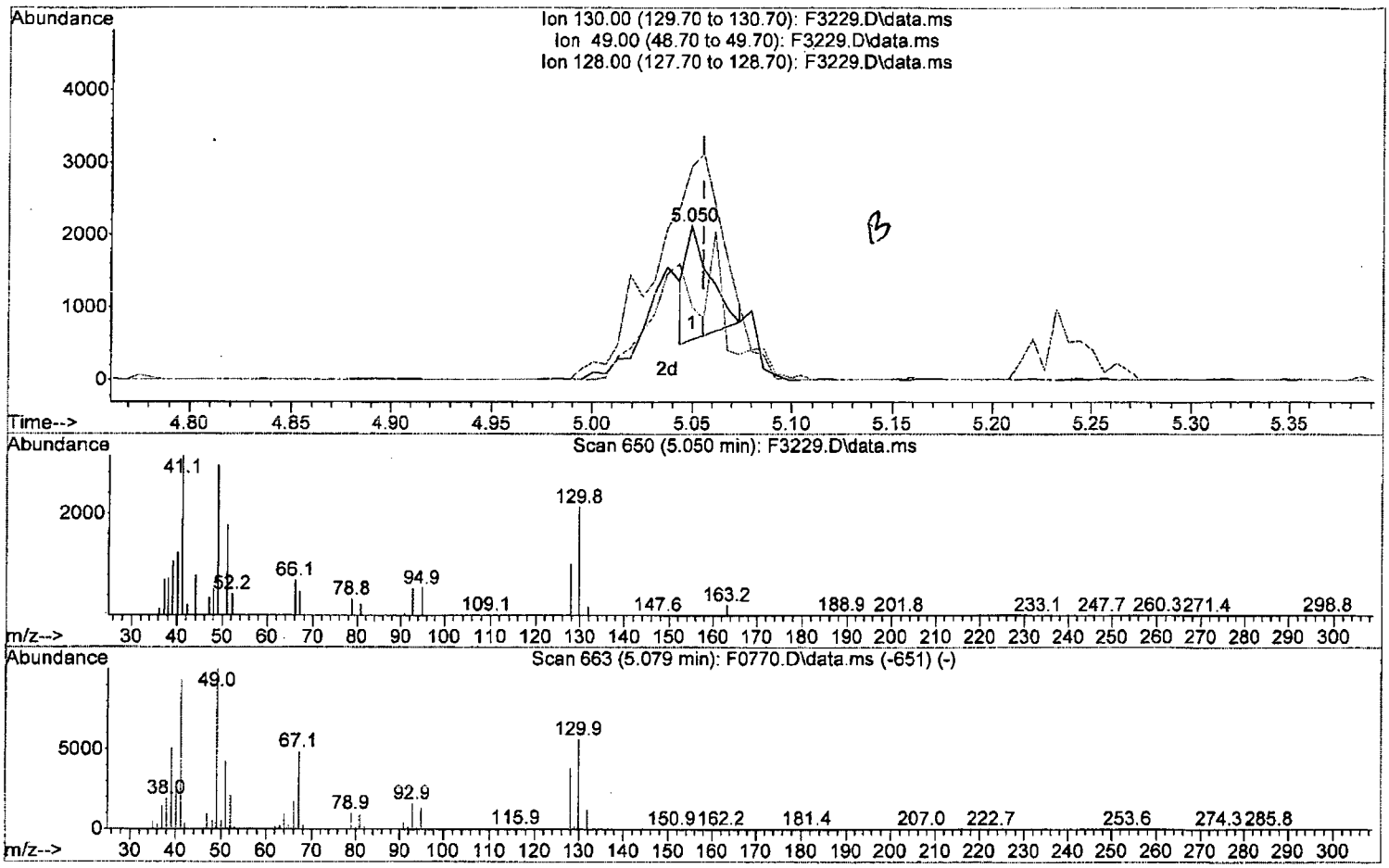

TIC: F3229.D\data.ms

(36) Bromochloromethane

5.050min (-0.006) 0.32 ug/L

response 1294

Ion	Exp%	Act%
130.00	100	100
49.00	177.90	137.97#
128.00	68.20	47.35#
0.00	0.00	0.00

Quantitation Report (Qedit)

Data Path : I:\ACQUDATA\msvoa10\data\101915\
Data File : F3229.D
Acq On : 19 Oct 2015 6:47 pm
Operator : F. Naegler
Sample : 1.0 PPB STD Inst : MSVOA10
Misc :
ALS Vial : 3 Sample Multiplier: 1

Quant Time: Oct 20 09:59:37 2015
Quant Method : I:\ACQUDATA\MSVOA10\METHODS\W101915.M
Quant Title : MS#10 - 8260B WATERS 10mL Purge
QLast Update : Tue Oct 20 09:58:06 2015
Response via : Initial Calibration

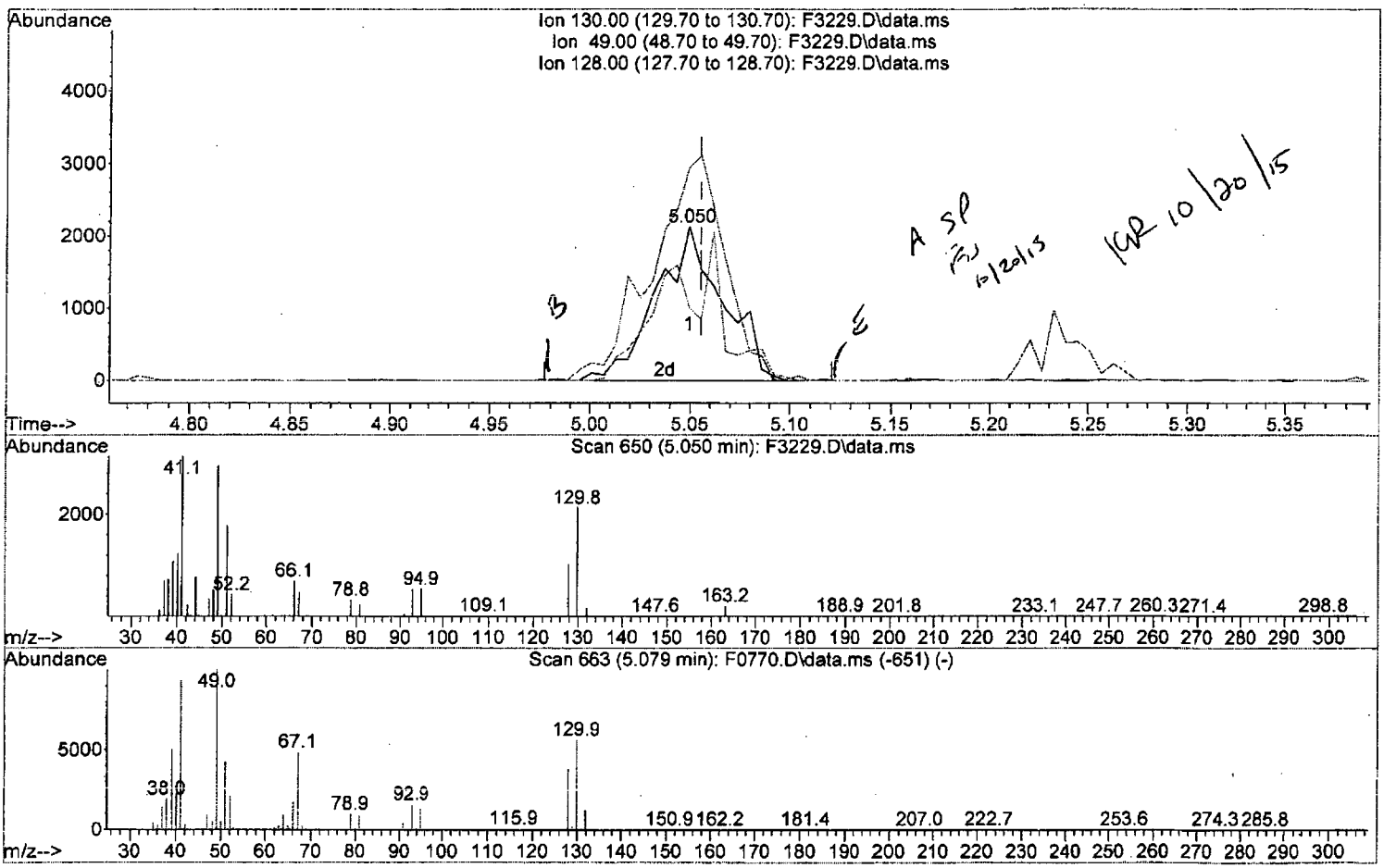

TIC: F3229.D\data.ms

(36) Bromochloromethane

5.050min (-0.006) 1.22 ug/L m

response 4924

Ion	Exp%	Act%
130.00	100	100
49.00	177.90	138.76#
128.00	68.20	47.62#
0.00	0.00	0.00

Quantitation Report (Qedit)

Data Path : I:\ACQUDATA\msvoa10\data\101915\
Data File : F3229.D
Acq On : 19 Oct 2015 6:47 pm
Operator : F. Naegler
Sample : 1.0 PPB STD Inst : MSVOA10
Misc :
ALS Vial : 3 Sample Multiplier: 1

Quant Time: Oct 20 09:59:37 2015
Quant Method : I:\ACQUDATA\MSVOA10\METHODS\W101915.M
Quant Title : MS#10 - 8260B WATERS 10mL Purge
QLast Update : Tue Oct 20 09:58:06 2015
Response via : Initial Calibration

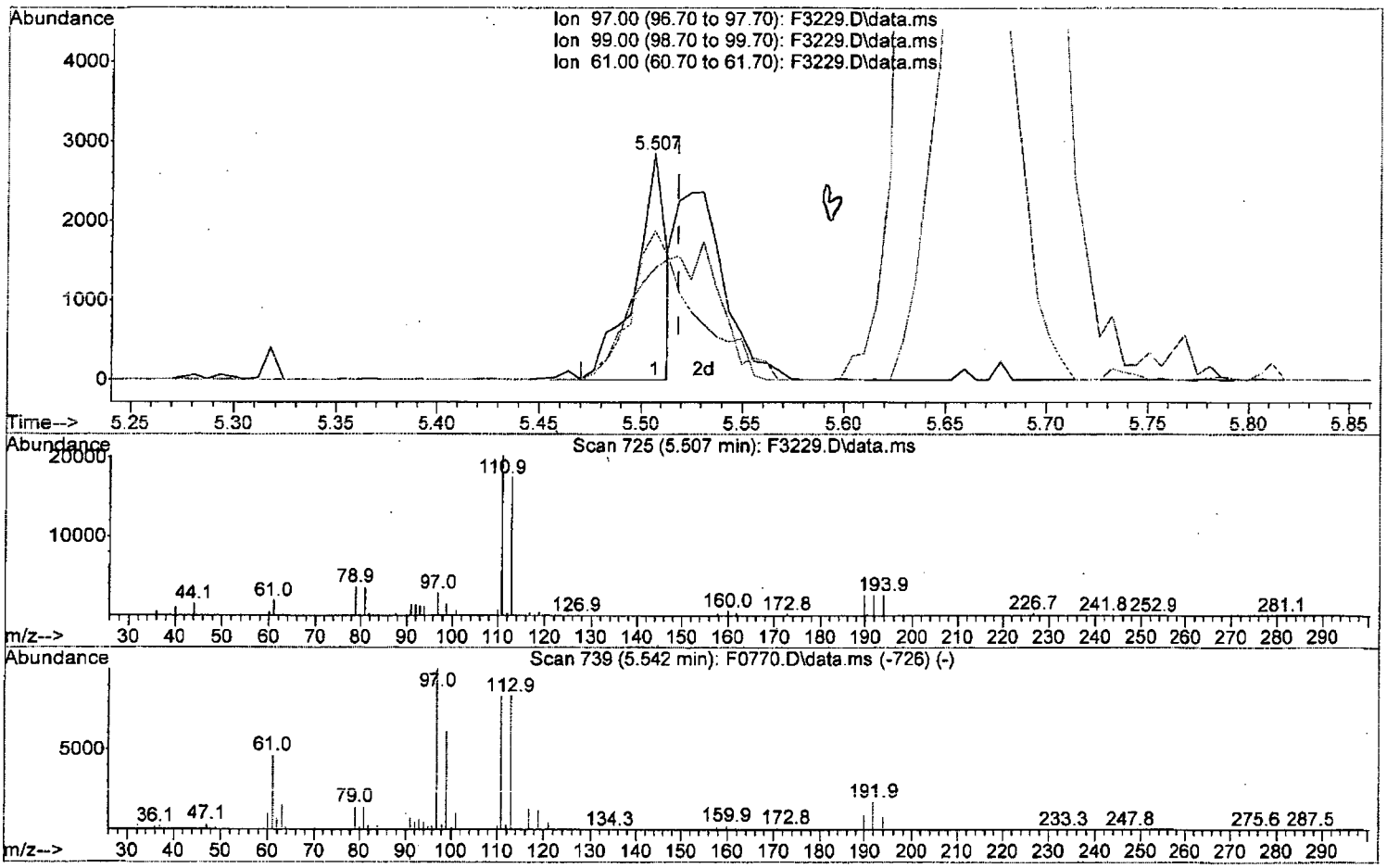

TIC: F3229.D\data.ms

(40) 1,1,1-Trichloroethane (P)

5.507min (-0.012) 0.40 ug/L

response 3062

Ion	Exp%	Act%
97.00	100	100
99.00	61.50	49.54
61.00	46.40	65.97
0.00	0.00	0.00

Quantitation Report (Qedit)

Data Path : I:\ACQUDATA\msvoa10\data\101915\
Data File : F3229.D
Acq On : 19 Oct 2015 6:47 pm
Operator : F. Naegler
Sample : 1.0 PPB STD Inst : MSVOA10
Misc :
ALS Vial : 3 Sample Multiplier: 1

Quant Time: Oct 20 09:59:37 2015
Quant Method : I:\ACQUDATA\MSVOA10\METHODS\W101915.M
Quant Title : MS#10 - 8260B WATERS 10mL Purge
QLast Update : Tue Oct 20 09:58:06 2015
Response via : Initial Calibration

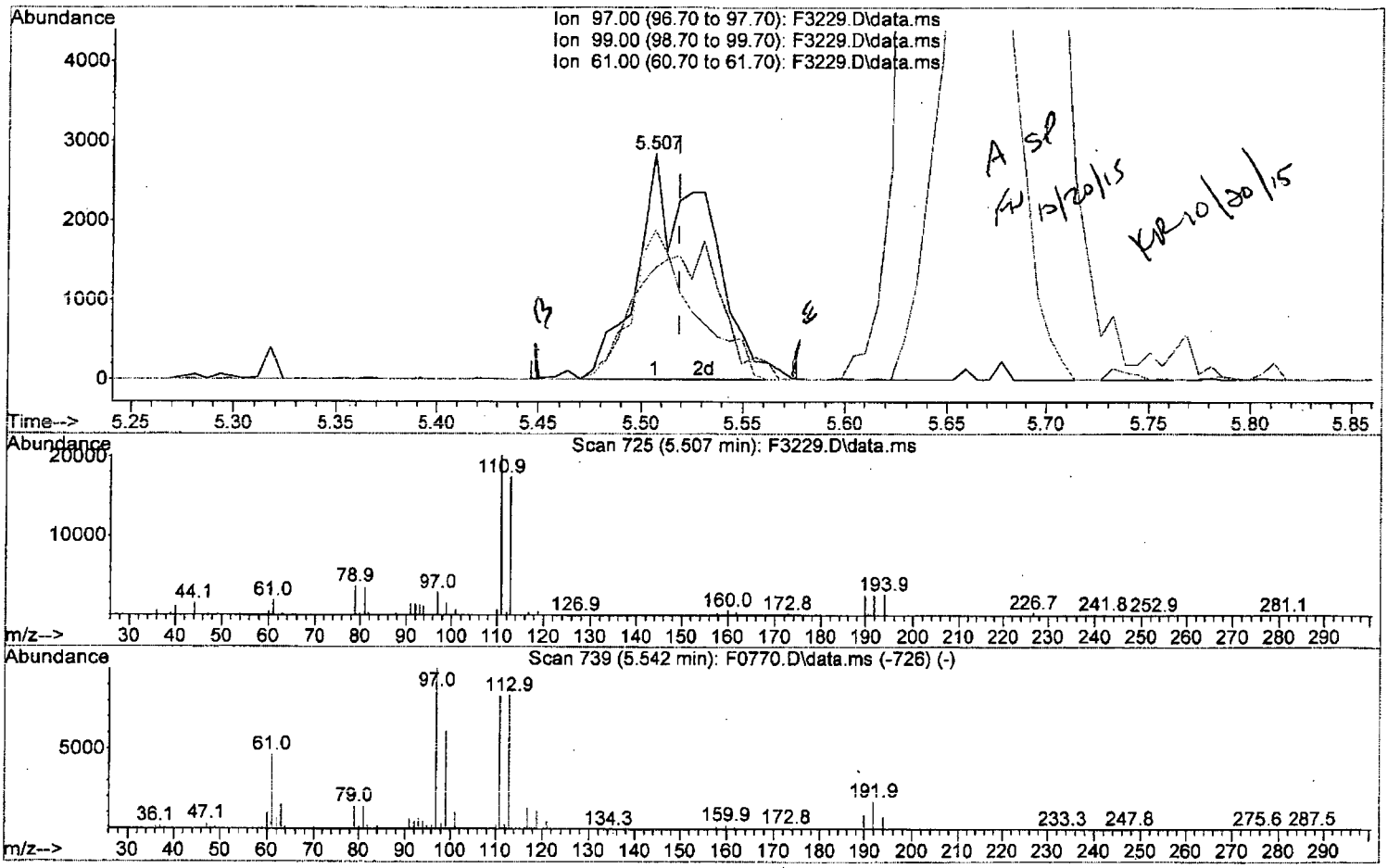

TIC: F3229.D\data.ms

(40) 1,1,1-Trichloroethane (P)

5.507min (-0.012) 0.91 ug/L m

response 7008

Ion	Exp%	Act%
97.00	100	100
99.00	61.50	49.54
61.00	46.40	65.97
0.00	0.00	0.00

Quantitation Report (Qedit)

Data Path : I:\ACQUDATA\msvoa10\data\101915\
Data File : F3229.D
Acq On : 19 Oct 2015 6:47 pm
Operator : F. Naegler
Sample : 1.0 PPB STD Inst : MSVOA10
Misc :
ALS Vial : 3 Sample Multiplier: 1

Quant Time: Oct 20 09:59:37 2015
Quant Method : I:\ACQUDATA\MSVOA10\METHODS\W101915.M
Quant Title : MS#10 - 8260B WATERS 10mL Purge
QLast Update : Tue Oct 20 09:58:06 2015
Response via : Initial Calibration

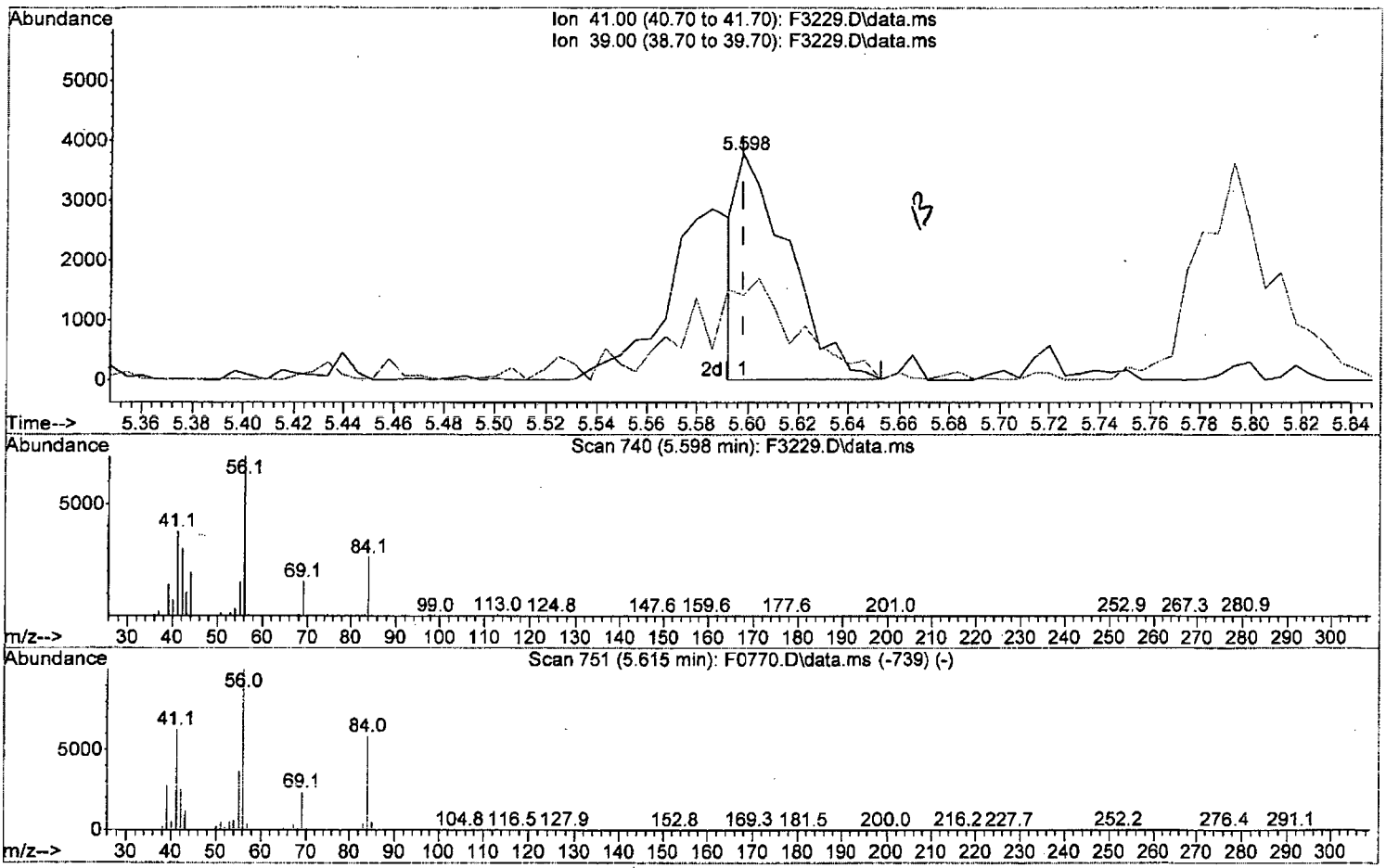

TIC: F3229.D\data.ms

(42) Cyclohexane (P)

5.598min (+0.000) 0.56 ug/L

response 5350

Ion	Exp%	Act%
41.00	100	100
39.00	42.40	37.44
0.00	0.00	0.00
0.00	0.00	0.00

Quantitation Report (Qedit)

Data Path : I:\ACQUDATA\msvoa10\data\101915\
Data File : F3229.D
Acq On : 19 Oct 2015 6:47 pm
Operator : F. Naegler
Sample : 1.0 PPB STD Inst : MSVOA10
Misc :
ALS Vial : 3 Sample Multiplier: 1

Quant Time: Oct 20 09:59:37 2015
Quant Method : I:\ACQUDATA\MSVOA10\METHODS\W101915.M
Quant Title : MS#10 - 8260B WATERS 10mL Purge
QLast Update : Tue Oct 20 09:58:06 2015
Response via : Initial Calibration

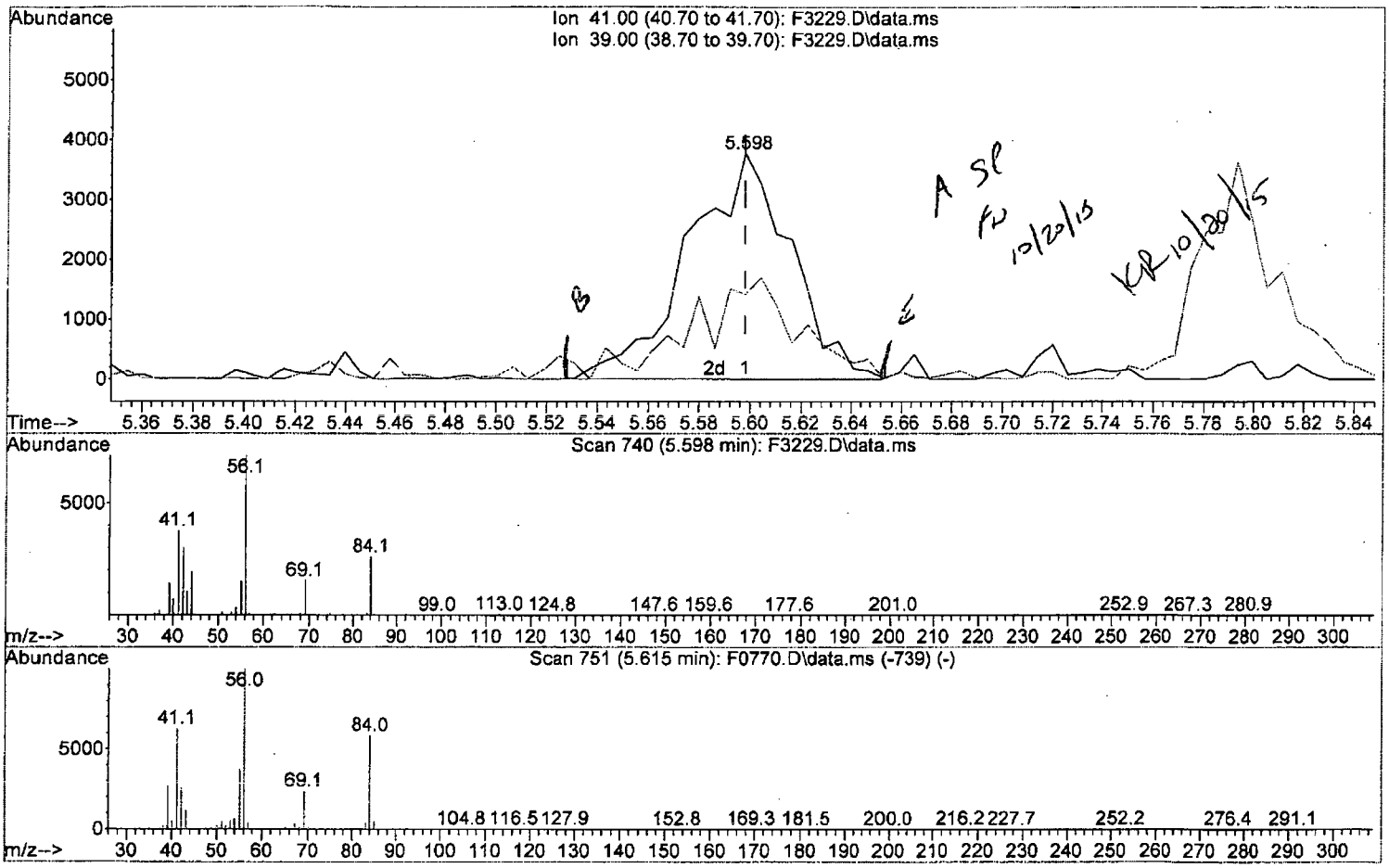

TIC: F3229.D\data.ms

(42) Cyclohexane (P)

5.598min (+0.000) 1.09 ug/L m

response 10468

Ion	Exp%	Act%
41.00	100	100
39.00	42.40	37.44
0.00	0.00	0.00
0.00	0.00	0.00

Quantitation Report (Qedit)

Data Path : I:\ACQUDATA\msvoa10\data\101915\
Data File : F3229.D
Acq On : 19 Oct 2015 6:47 pm
Operator : F. Naegler
Sample : 1.0 PPB STD Inst : MSVOA10
Misc :
ALS Vial : 3 Sample Multiplier: 1

Quant Time: Oct 20 09:59:37 2015
Quant Method : I:\ACQUDATA\MSVOA10\METHODS\W101915.M
Quant Title : MS#10 - 8260B WATERS 10mL Purge
QLast Update : Tue Oct 20 09:58:06 2015
Response via : Initial Calibration

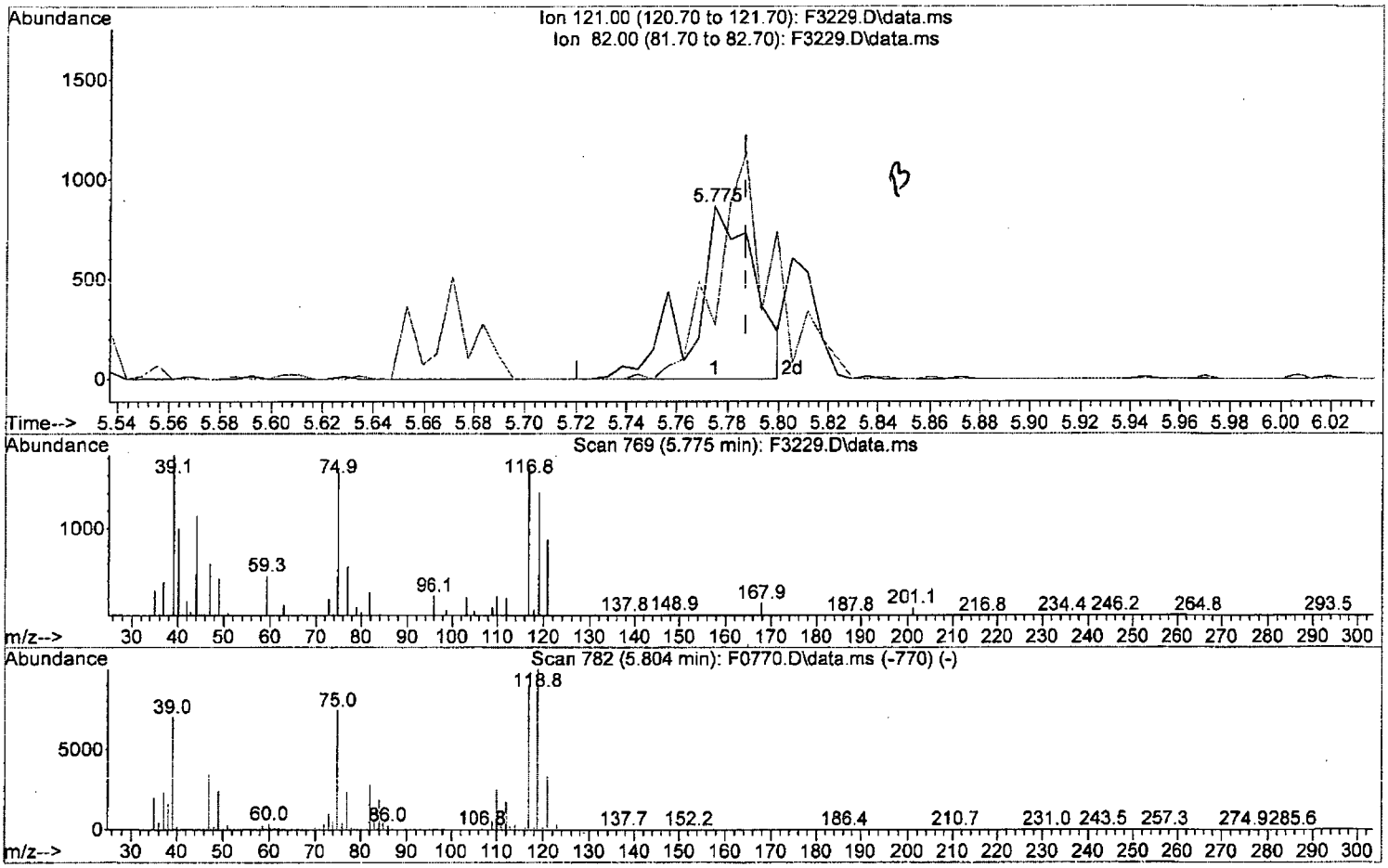

TIC: F3229.D\data.ms

(44) Carbontetrachloride (P)

5.775min (-0.012) 0.67 ug/L

response 1426

Ion	Exp%	Act%
121.00	100	100
82.00	82.10	31.48#
0.00	0.00	0.00
0.00	0.00	0.00

Quantitation Report (Qedit)

Data Path : I:\ACQUDATA\msvoa10\data\101915\
Data File : F3229.D
Acq On : 19 Oct 2015 6:47 pm
Operator : F. Naegler
Sample : 1.0 PPB STD Inst : MSVOA10
Misc :
ALS Vial : 3 Sample Multiplier: 1

Quant Time: Oct 20 09:59:37 2015
Quant Method : I:\ACQUDATA\MSVOA10\METHODS\W101915.M
Quant Title : MS#10 - 8260B WATERS 10mL Purge
QLast Update : Tue Oct 20 09:58:06 2015
Response via : Initial Calibration

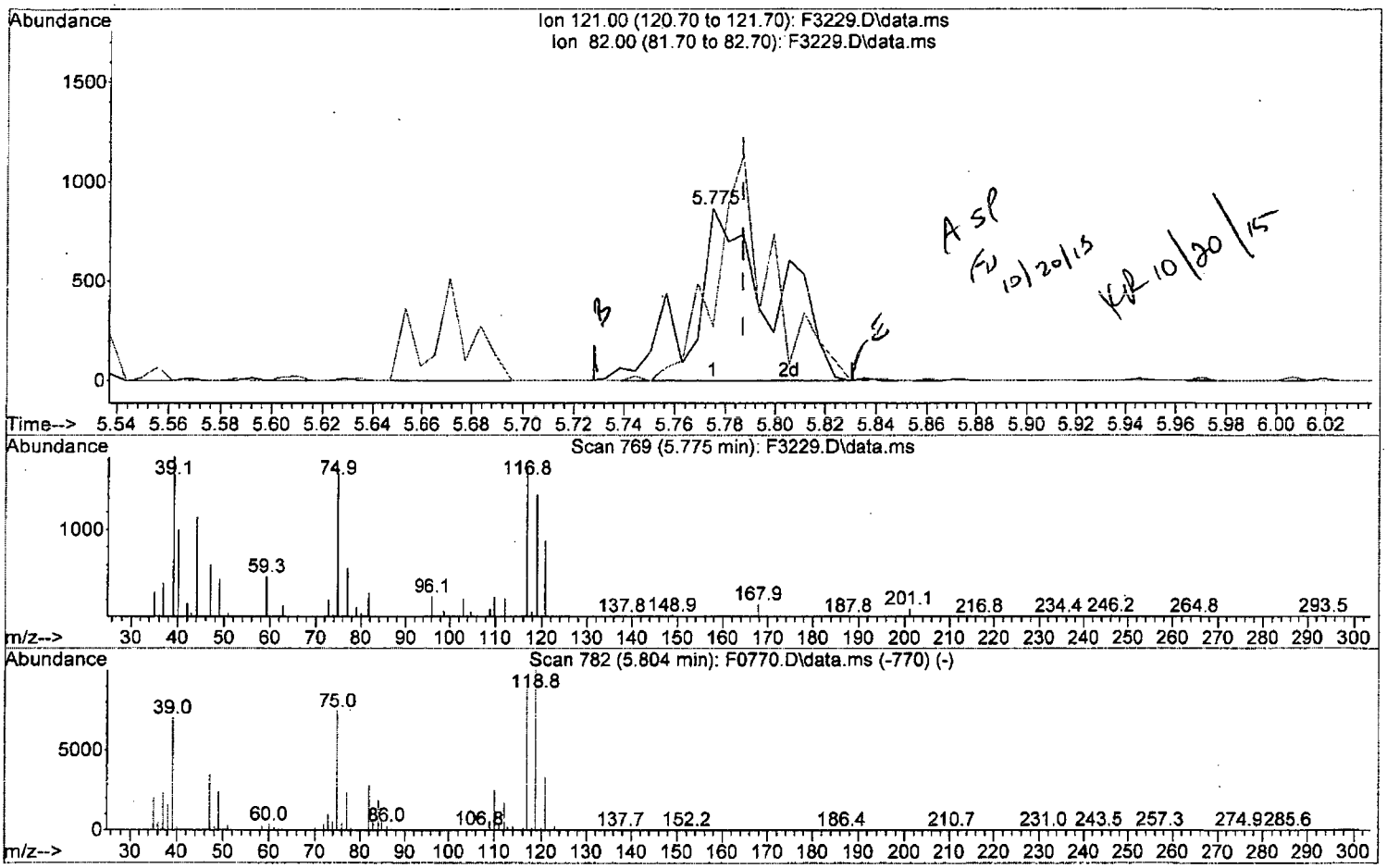

TIC: F3229.D\data.ms

(44) Carbontetrachloride (P)

5.775min (-0.012) 0.90 ug/L m

response 1922

Ion	Exp%	Act%
121.00	100	100
82.00	82.10	31.48#
0.00	0.00	0.00
0.00	0.00	0.00

Quantitation Report (Qedit)

Data Path : I:\ACQUDATA\msvoa10\data\101915\
Data File : F3229.D
Acq On : 19 Oct 2015 6:47 pm
Operator : F. Naegler
Sample : 1.0 PPB STD Inst : MSVOA10
Misc :
ALS Vial : 3 Sample Multiplier: 1

Quant Time: Oct 20 09:59:37 2015
Quant Method : I:\ACQUDATA\MSVOA10\METHODS\W101915.M
Quant Title : MS#10 - 8260B WATERS 10mL Purge
QLast Update : Tue Oct 20 09:58:06 2015
Response via : Initial Calibration

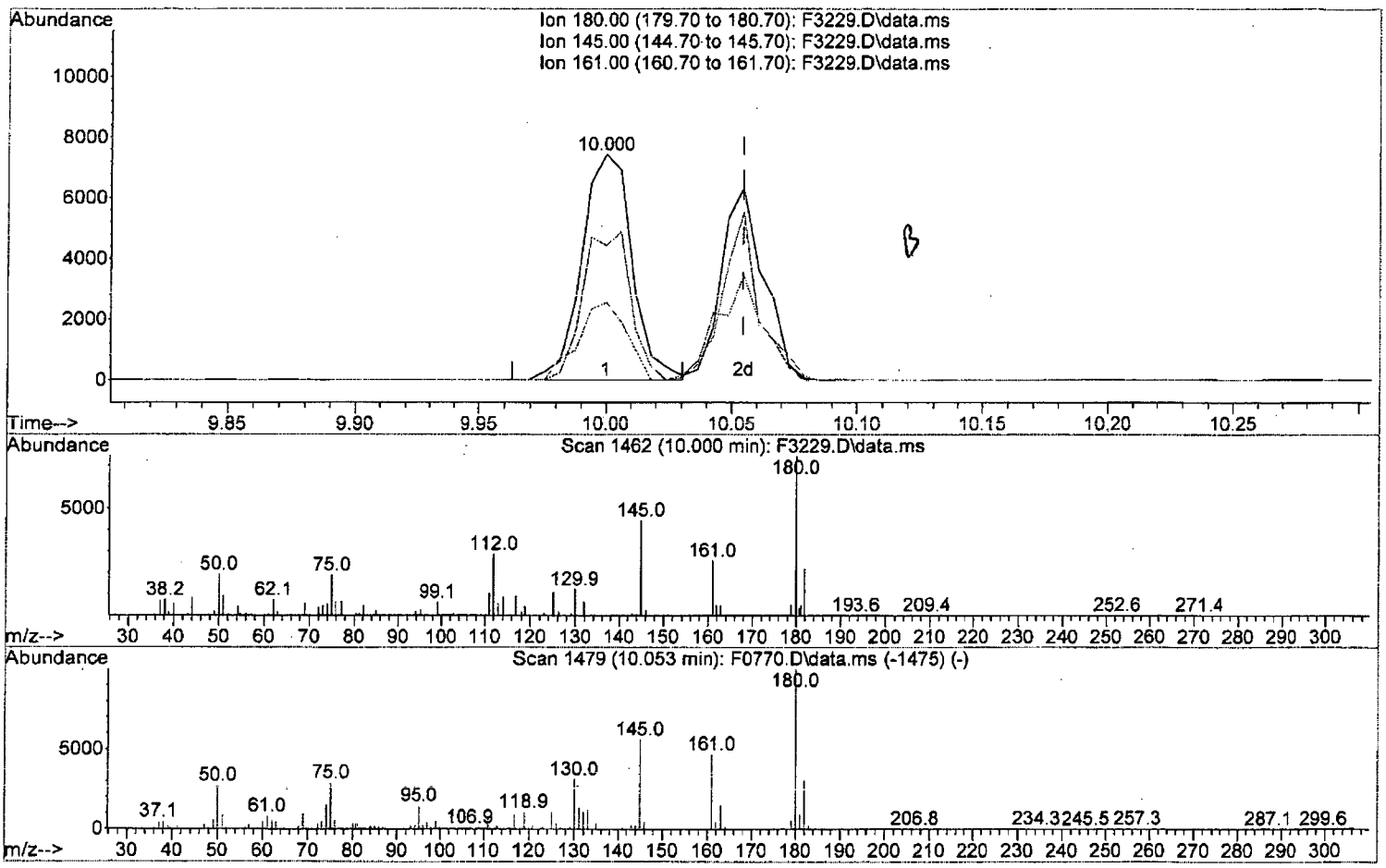

TIC: F3229.D\data.ms

(79) 4-Chlorobenzotrifluoride

10.000min (-0.055) 1.11 ug/L

response 10431

Ion	Exp%	Act%
180.00	100	100
145.00	55.90	59.67
161.00	46.60	34.33
0.00	0.00	0.00

Quantitation Report (Qedit)

Data Path : I:\ACQUDATA\msvoa10\data\101915\
Data File : F3229.D
Acq On : 19 Oct 2015 6:47 pm
Operator : F. Naegler
Sample : 1.0 PPB STD Inst : MSVOA10
Misc :
ALS Vial : 3 Sample Multiplier: 1

Quant Time: Oct 20 09:59:37 2015
Quant Method : I:\ACQUDATA\MSVOA10\METHODS\W101915.M
Quant Title : MS#10 - 8260B WATERS 10mL Purge
QLast Update : Tue Oct 20 09:58:06 2015
Response via : Initial Calibration

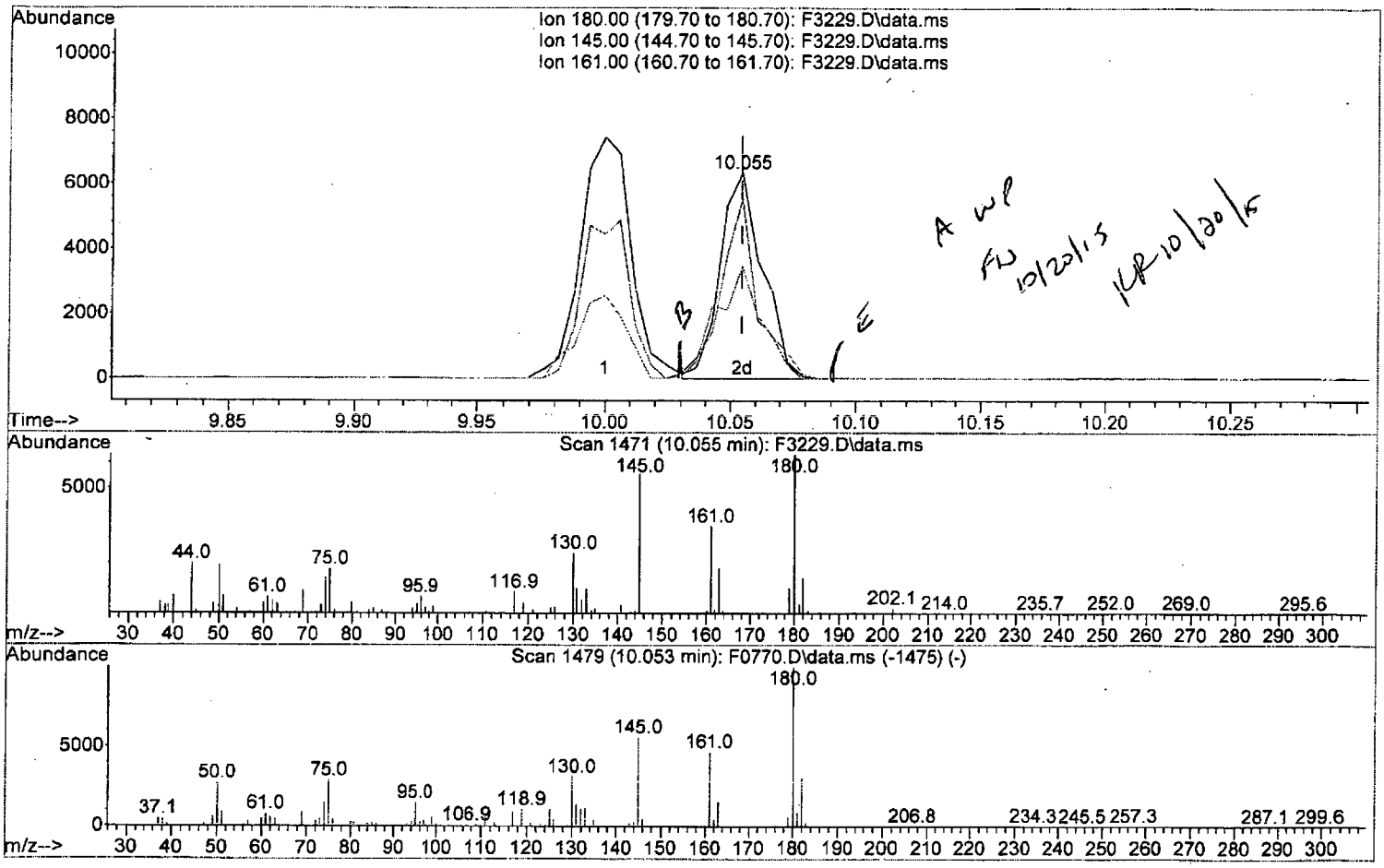

A wl
FN 10/20/15
KR 10/20/15

TIC: F3229.D\data.ms

(79) 4-Chlorobenzotrifluoride

10.055min (+0.000) 0.80 ug/L m

response 7522

Ion	Exp%	Act%
180.00	100	100
145.00	55.90	87.40#
161.00	46.60	54.80
0.00	0.00	0.00

Quantitation Report (QT Reviewed)

Data Path : I:\ACQUDATA\msvoa10\data\101915\
Data File : F3229.D
Acq On : 19 Oct 2015 6:47 pm
Operator : F. Naegler
Sample : 1.0 PPB STD Inst : MSVOA10
Misc :
ALS Vial : 3 Sample Multiplier: 1

Quant Time: Oct 20 10:14:46 2015
Quant Method : I:\ACQUDATA\MSVOA10\METHODS\W101915.M
Quant Title : MS#10 - 8260B WATERS 10mL Purge
QLast Update : Tue Oct 20 09:58:06 2015
Response via : Initial Calibration

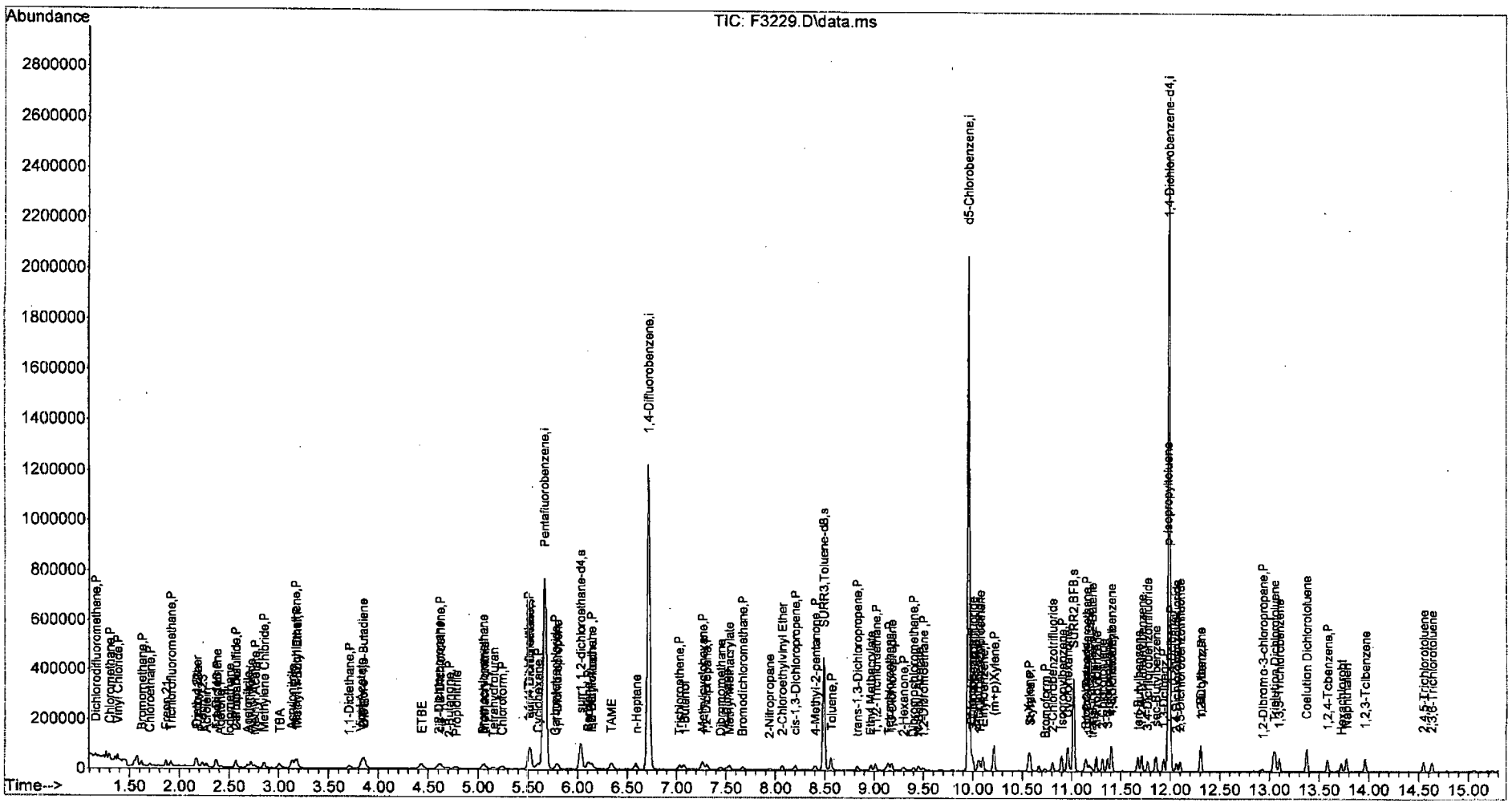

Quantitation Report (QT Reviewed)

Data Path : I:\ACQUDATA\msvoa10\data\101915\
Data File : F3230.D
Acq On : 19 Oct 2015 7:11 pm
Operator : F. Naegler
Sample : 2.0 PPB STD Inst : MSVOA10
Misc :
ALS Vial : 4 Sample Multiplier: 1

Quant Time: Oct 20 10:18:41 2015
Quant Method : I:\ACQUDATA\MSVOA10\METHODS\W101915.M
Quant Title : MS#10 - 8260B WATERS 10mL Purge
QLast Update : Tue Oct 20 09:58:06 2015
Response via : Initial Calibration

FD 10/20/15

KF 10/20/15

Compound	R.T.	QIon	Response	Conc	Units		Dev(Min)
Internal Standards							
1) Pentafluorobenzene	5.671	168	685007	50.00	ug/L		0.00
41) 1,4-Difluorobenzene	6.714	114	971224	50.00	ug/L		0.00
70) d5-Chlorobenzene	9.957	117	842358	50.00	ug/L		0.00
90) 1,4-Dichlorobenzene-d4	11.987	152	452420	50.00	ug/L		0.00
System Monitoring Compounds							
43) surr4,Dibrflmethane	5.525	113	59790	10.04	ug/L		0.00
Spiked Amount 50.000	Range 89 - 119		Recovery = 20.08%#				
46) surr1,1,2-dichloroetha...	6.031	65	80855	10.09	ug/L		0.00
Spiked Amount 50.000	Range 73 - 125		Recovery = 20.18%#				
64) SURR3,Toluene-d8	8.488	98	231030	10.44	ug/L		0.00
Spiked Amount 50.000	Range 87 - 121		Recovery = 20.88%#				
69) SURR2,BFB	11.018	95	86353	9.77	ug/L		0.00
Spiked Amount 50.000	Range 85 - 122		Recovery = 19.54%#				
Target Compounds							Qvalue
2) Dichlorodifluoromethane	1.160	85	18357m	1.89	ug/L		
3) Chloromethane	1.294	50	34383	2.08	ug/L		93
4) Vinyl Chloride	1.373	62	22949	2.01	ug/L		88
5) Bromomethane	1.623	94	12873	2.58	ug/L		93
6) Chloroethane	1.703	64	10143	1.78	ug/L		95
7) Freon 21	1.867	67	26010	1.97	ug/L		97
8) Trichlorofluoromethane	1.910	101	19218	1.96	ug/L		94
9) Diethyl Ether	2.166	59	14159	1.78	ug/L	#	75
10) Freon 123a	2.172	67	17094	2.09	ug/L		94
11) Freon 123	2.233	83	18760	2.21	ug/L		89
12) Acrolein	2.276	56	22471	9.48	ug/L		94
13) 1,1-Diclethene	2.361	96	10256	1.88	ug/L	#	72
14) Freon 113	2.373	101	11032	1.81	ug/L	#	74
15) Acetone	2.422	43	16181	2.62	ug/L		94
16) 2-Propanol	2.568	45	35272	28.63	ug/L		85
17) Iodomethane	2.501	142	3596	0.50	ug/L		95
18) Carbon Disulfide	2.562	76	30377	1.90	ug/L		99
19) Acetonitrile	2.690	40	15462m	8.57	ug/L		
20) Allyl Chloride	2.733	76	5755m	2.01	ug/L		
21) Methyl Acetate	2.757	43	24361	1.92	ug/L		97
22) Methylene Chloride	2.855	84	15056	2.11	ug/L		95
23) TBA	3.001	59	37824	26.00	ug/L		75
24) Acrylonitrile	3.129	53	56221	9.73	ug/L		96
25) Methyl-t-Butyl Ether	3.184	73	45027	2.02	ug/L		87
26) trans-1,2-Dichloroethene	3.172	96	12386	2.01	ug/L	#	87
27) 1,1-Diclethane	3.708	63	27237	2.23	ug/L		92
28) Vinyl Acetate	3.818	86	2098m	1.57	ug/L		
29) DIPE	3.855	45	74392	2.03	ug/L		96
30) 2-Chloro-1,3-Butadiene	3.830	53	30272	1.97	ug/L		83
31) ETBE	4.440	59	47017m	2.11	ug/L		
32) 2,2-Dichloropropane	4.623	77	12024m	2.02	ug/L		
33) cis-1,2-Dichloroethene	4.629	96	13558	2.24	ug/L	#	62
34) 2-Butanone	4.690	43	16412	1.87	ug/L		97
35) Propionitrile	4.781	54	21290	9.37	ug/L		95

Data Path : I:\ACQUDATA\msvoa10\data\101915\
Data File : F3230.D
Acq On : 19 Oct 2015 7:11 pm
Operator : F. Naegler
Sample : 2.0 PPB STD Inst : MSVOA10
Misc :
ALS Vial : 4 Sample Multiplier: 1

Quant Time: Oct 20 10:18:41 2015
Quant Method : I:\ACQUDATA\MSVOA10\METHODS\W101915.M
Quant Title : MS#10 - 8260B WATERS 10mL Purge
QLast Update : Tue Oct 20 09:58:06 2015
Response via : Initial Calibration

Compound	R.T.	QIon	Response	Conc Units		Dev(Min)
36) Bromochloromethane	5.056	130	8578m	2.13 ug/L		
37) Methacrylonitrile	5.068	67	6985	1.65 ug/L	#	74
38) Tetrahydrofuran	5.159	42	10869	1.91 ug/L		99
39) Chloroform	5.245	83	23265m	2.14 ug/L		
40) 1,1,1-Trichloroethane	5.513	97	15929	2.08 ug/L		89
42) Cyclohexane	5.598	41	19527	2.02 ug/L		94
44) Carbontetrachloride	5.781	121	4584	2.13 ug/L	#	59
45) 1,1-Dichloropropene	5.806	75	16917	2.00 ug/L		92
47) Benzene	6.098	78	54861	2.12 ug/L		88
48) 1,2-Dichloroethane	6.147	62	23511	2.14 ug/L		96
49) Iso-Butyl Alcohol	6.141	43	19264	23.09 ug/L		92
50) TAME	6.348	73	32765	1.75 ug/L		93
51) n-Heptane	6.580	43	28503	2.06 ug/L		90
52) 1-Butanol	7.074	56	21737	56.54 ug/L		79
53) Trichloroethene	7.025	130	12193	1.83 ug/L		86
54) Methylcyclohexane	7.263	55	21907	1.89 ug/L		93
55) 1,2-Diclpropane	7.305	63	15020	2.08 ug/L		75
56) Dibromomethane	7.445	93	6474	1.56 ug/L	#	26
57) 1,4-Dioxane	7.500	88	6674	40.32 ug/L		98
58) Methyl Methacrylate	7.531	69	10242	1.71 ug/L		92
59) Bromodichloromethane	7.677	83	13817	1.81 ug/L		89
60) 2-Nitropropane	7.945	41	5441	2.91 ug/L		93
61) 2-Chloroethylvinyl Ether	8.067	63	10661	1.78 ug/L		80
62) cis-1,3-Dichloropropene	8.201	75	16126	1.75 ug/L		88
63) 4-Methyl-2-pentanone	8.403	43	30433	1.88 ug/L		91
65) Toluene	8.561	91	58104	2.19 ug/L		94
66) trans-1,3-Dichloropropene	8.823	75	12168	1.54 ug/L		83
67) Ethyl Methacrylate	8.970	69	15941	1.65 ug/L		87
68) 1,1,2-Trichloroethane	9.012	97	12783	2.05 ug/L		92
71) Tetrachloroethene	9.146	164	10460	2.01 ug/L	#	82
72) 2-Hexanone	9.299	43	19367	1.62 ug/L		93
73) 1,3-Dichloropropane	9.177	76	21286	2.02 ug/L		92
74) Dibromochloromethane	9.402	129	9841	1.69 ug/L	#	73
75) N-Butyl Acetate	9.445	43	30358	1.64 ug/L		87
76) 1,2-Dibromoethane	9.500	107	10516	1.79 ug/L	#	79
77) 3-Chlorobenzotrifluoride	10.000	180	21413	2.12 ug/L		93
78) Chlorobenzene	9.982	112	36800	2.07 ug/L		95
79) 4-Chlorobenzotrifluoride	10.055	180	17044	1.86 ug/L		90
80) 1,1,1,2-Tetrachloroethane	10.073	131	9649	1.77 ug/L	#	82
81) Ethylbenzene	10.103	106	18718	2.09 ug/L	#	84
82) (m+p)Xylene	10.213	106	45541	3.97 ug/L		97
83) o-Xylene	10.567	106	23885	2.10 ug/L		97
84) Styrene	10.579	104	40095	2.05 ug/L		96
85) Bromoform	10.731	173	6468	1.51 ug/L		86
86) 2-Chlorobenzotrifluoride	10.805	180	21032	2.10 ug/L		90
87) Isopropylbenzene	10.896	105	62000	2.09 ug/L		97
88) Cyclohexanone	10.963	55	76648	39.40 ug/L		92
89) trans-1,4-Dichloro-2-B...	11.201	53	5664	1.68 ug/L	#	59
91) 1,1,2,2-Tetrachloroethane	11.158	83	16901	1.85 ug/L		96
92) Bromobenzene	11.140	156	14782	1.95 ug/L	#	84
93) 1,2,3-Trichloropropane	11.183	110	5420	1.83 ug/L		91

Data Path : I:\ACQUDATA\msvoa10\data\101915\
Data File : F3230.D
Acq On : 19 Oct 2015 7:11 pm
Operator : F. Naegler
Sample : 2.0 PPB STD Inst : MSVOA10
Misc :
ALS Vial : 4 Sample Multiplier: 1

Quant Time: Oct 20 10:18:41 2015
Quant Method : I:\ACQUDATA\MSVOA10\METHODS\W101915.M
Quant Title : MS#10 - 8260B WATERS 10mL Purge
QLast Update : Tue Oct 20 09:58:06 2015
Response via : Initial Calibration

	Compound	R.T.	QIon	Response	Conc	Units		Dev(Min)
94)	n-Propylbenzene	11.250	91	74900	2.21	ug/L		92
95)	2-Chlorotoluene	11.311	91	41523	2.12	ug/L		88
96)	3-Chlorotoluene	11.365	91	45456	2.20	ug/L		97
97)	4-Chlorotoluene	11.402	91	51781	2.22	ug/L		98
98)	1,3,5-Trimethylbenzene	11.402	105	50556	2.14	ug/L		98
99)	tert-Butylbenzene	11.670	119	45993	2.13	ug/L		97
100)	1,2,4-Trimethylbenzene	11.713	105	51314	2.10	ug/L		92
101)	3,4-Dichlorobenzotrifl...	11.774	214	15308	2.04	ug/L		84
102)	sec-Butylbenzene	11.853	105	67418	2.18	ug/L		97
103)	p-Isopropyltoluene	11.975	119	48289	1.92	ug/L		92
104)	1,3-Dclbenz	11.932	146	30606	2.13	ug/L		94
105)	1,4-Dclbenz	12.006	146	31575	2.16	ug/L		91
106)	2,4-Dichlorobenzotrifl...	12.060	214	13655	2.02	ug/L		87
107)	2,5-Dichlorobenzotrifl...	12.097	214	16004	2.07	ug/L		96
108)	n-Butylbenzene	12.304	91	46046	1.97	ug/L		94
109)	1,2-Dclbenz	12.310	146	29652	2.08	ug/L		96
110)	1,2-Dibromo-3-chloropr...	12.926	157	2582	1.33	ug/L	#	59
111)	Trielution Dichlorotol...	13.042	125	79496	6.06	ug/L		93
112)	1,3,5-Trichlorobenzene	13.097	180	23572	2.05	ug/L		93
113)	Coelution Dichlorotoluene	13.371	125	59405	4.05	ug/L		88
114)	1,2,4-Tcbenzene	13.585	180	21754	1.98	ug/L		95
115)	Hexachlorobt	13.719	225	10544	2.19	ug/L		87
116)	Naphthalen	13.774	128	64068	1.95	ug/L		97
117)	1,2,3-Tclbenzene	13.962	180	21379	1.89	ug/L		97
118)	2,4,5-Trichlorotoluene	14.548	159	15915	1.87	ug/L		93
119)	2,3,6-Trichlorotoluene	14.627	159	16203	2.09	ug/L		90

(#) = qualifier out of range (m) = manual integration (+) = signals summed

Quantitation Report (Qedit)

Data Path : I:\ACQUDATA\msvoa10\data\101915\
Data File : F3230.D
Acq On : 19 Oct 2015 7:11 pm
Operator : F. Naegler
Sample : 2.0 PPB STD Inst : MSVOA10
Misc :
ALS Vial : 4 Sample Multiplier: 1

Quant Time: Oct 20 09:59:49 2015
Quant Method : I:\ACQUDATA\MSVOA10\METHODS\W101915.M
Quant Title : MS#10 - 8260B WATERS 10mL Purge
QLast Update : Tue Oct 20 09:58:06 2015
Response via : Initial Calibration

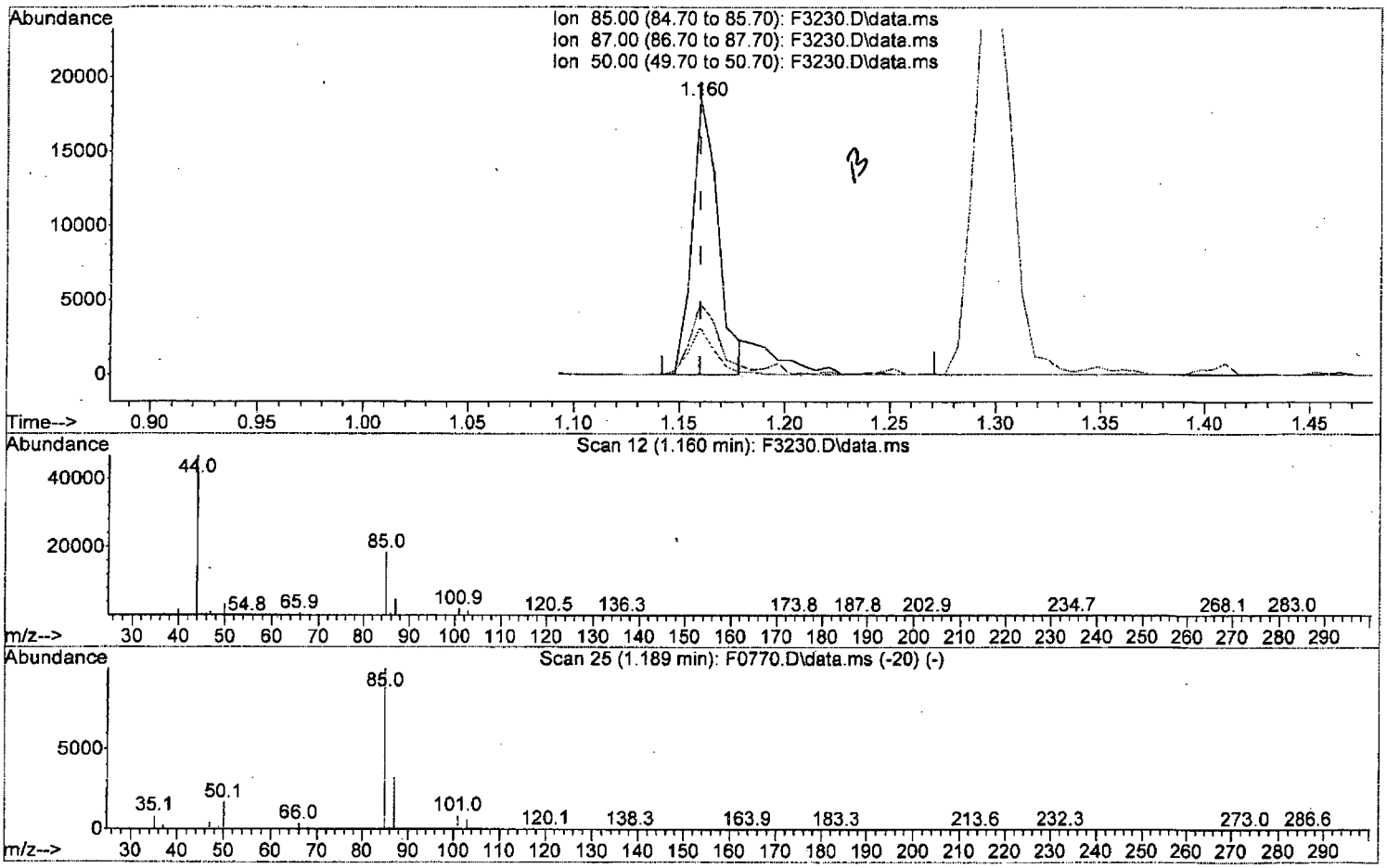

TIC: F3230.D\data.ms

(2) Dichlorodifluoromethane (P)

1.160min (+0.000) 1.62 ug/L

response 15730

Ion	Exp%	Act%
85.00	100	100
87.00	32.20	25.86
50.00	17.40	16.87
0.00	0.00	0.00

Quantitation Report (Qedit)

Data Path : I:\ACQUDATA\msvoa10\data\101915\
Data File : F3230.D
Acq On : 19 Oct 2015 7:11 pm
Operator : F. Naegler
Sample : 2.0 PPB STD Inst : MSVOA10
Misc :
ALS Vial : 4 Sample Multiplier: 1

Quant Time: Oct 20 09:59:49 2015
Quant Method : I:\ACQUDATA\MSVOA10\METHODS\W101915.M
Quant Title : MS#10 - 8260B WATERS 10mL Purge
QLast Update : Tue Oct 20 09:58:06 2015
Response via : Initial Calibration

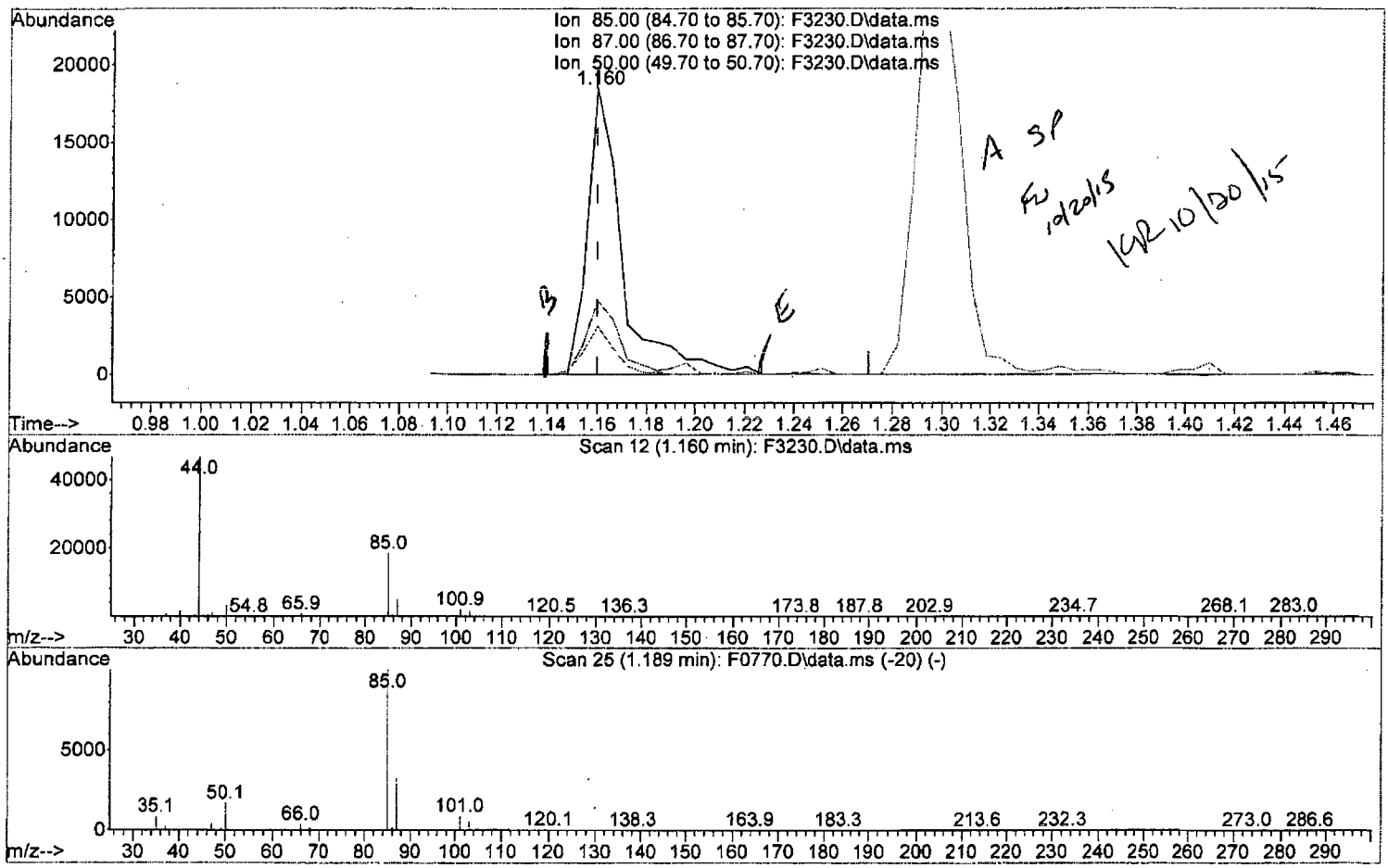

TIC: F3230.D\data.ms

(2) Dichlorodifluoromethane (P)

1.160min (+0.000) 1.89 ug/L m

response 18357

Ion	Exp%	Act%
85.00	100	100
87.00	32.20	25.86
50.00	17.40	16.87
0.00	0.00	0.00

Quantitation Report (Qedit)

Data Path : I:\ACQUDATA\msvoa10\data\101915\
Data File : F3230.D
Acq On : 19 Oct 2015 7:11 pm
Operator : F. Naegler
Sample : 2.0 PPB STD Inst : MSVOA10
Misc :
ALS Vial : 4 Sample Multiplier: 1

Quant Time: Oct 20 09:59:49 2015
Quant Method : I:\ACQUDATA\MSVOA10\METHODS\W101915.M
Quant Title : MS#10 - 8260B WATERS 10mL Purge
QLast Update : Tue Oct 20 09:58:06 2015
Response via : Initial Calibration

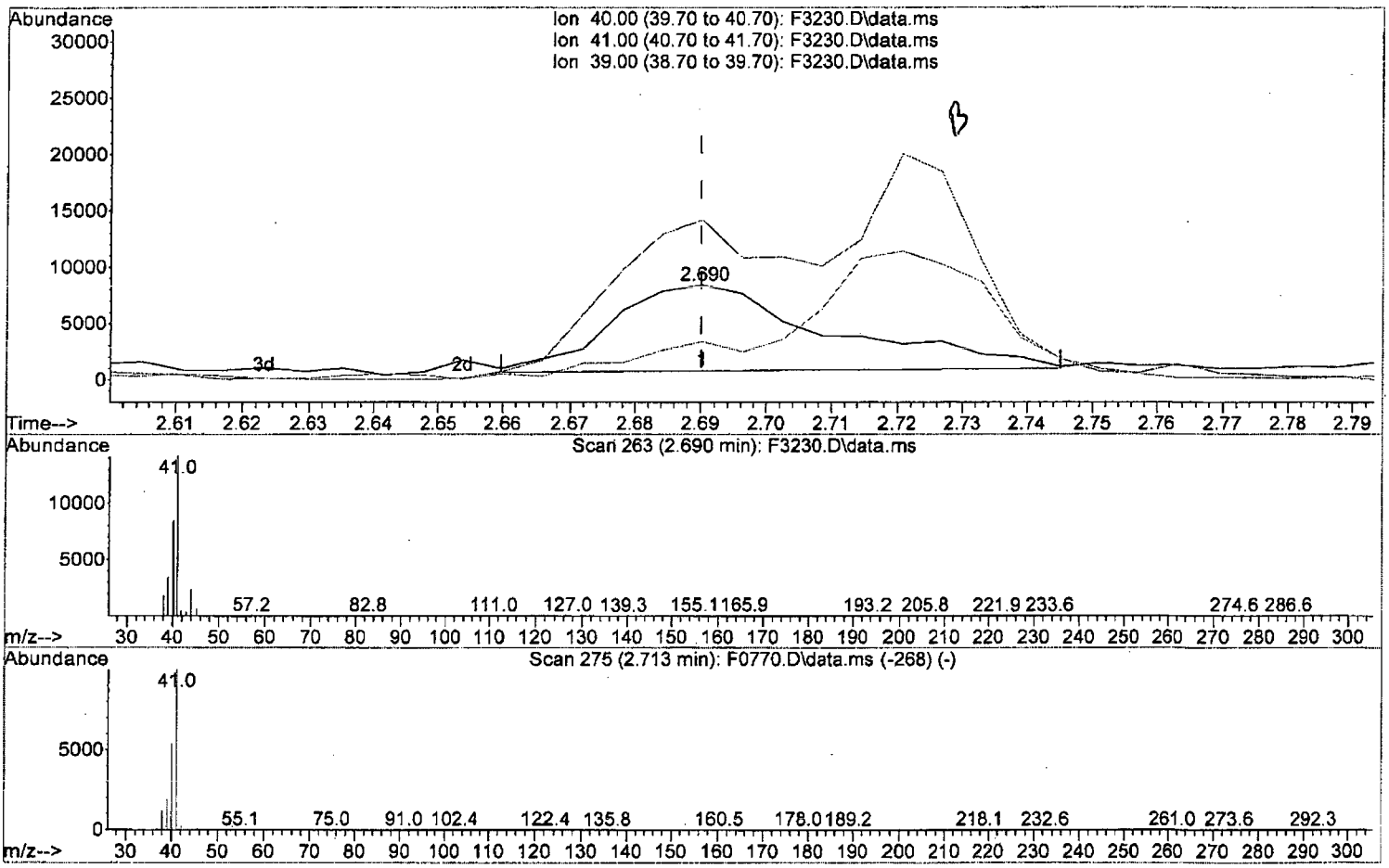

TIC: F3230.D\data.ms

(19) Acetonitrile

2.690min (+0.000) 9.73 ug/L

response 17557

Ion	Exp%	Act%
40.00	100	100
41.00	185.70	168.97
39.00	35.30	40.22
0.00	0.00	0.00

Quantitation Report (Qedit)

Data Path : I:\ACQUDATA\msvoa10\data\101915\
Data File : F3230.D
Acq On : 19 Oct 2015 7:11 pm
Operator : F. Naegler
Sample : 2.0 PPB STD Inst : MSVOA10
Misc :
ALS Vial : 4 Sample Multiplier: 1

Quant Time: Oct 20 09:59:49 2015
Quant Method : I:\ACQUDATA\MSVOA10\METHODS\W101915.M
Quant Title : MS#10 - 8260B WATERS 10mL Purge
QLast Update : Tue Oct 20 09:58:06 2015
Response via : Initial Calibration

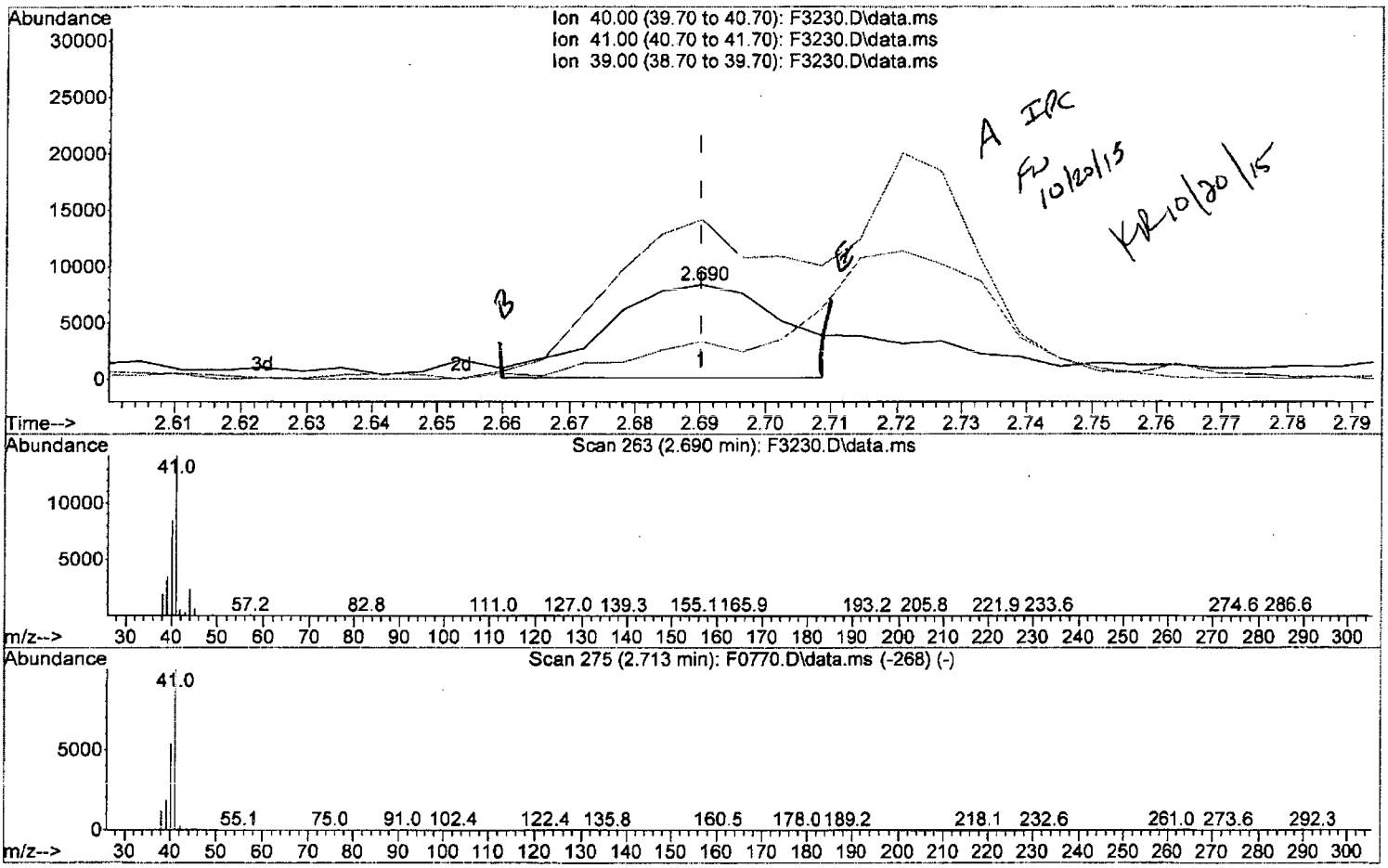

A IPC
FW 10/20/15
KR 10/20/15

TIC: F3230.D\data.ms

(19) Acetonitrile

2.690min (+0.000) 8.57 ug/L m

response 15462

Ion	Exp%	Act%
40.00	100	100
41.00	185.70	168.97
39.00	35.30	40.22
0.00	0.00	0.00

Quantitation Report (Qedit)

Data Path : I:\ACQUDATA\msvoa10\data\101915\
Data File : F3230.D
Acq On : 19 Oct 2015 7:11 pm
Operator : F. Naegler
Sample : 2.0 PPB STD Inst : MSVOA10
Misc :
ALS Vial : 4 Sample Multiplier: 1

Quant Time: Oct 20 09:59:49 2015
Quant Method : I:\ACQUDATA\MSVOA10\METHODS\W101915.M
Quant Title : MS#10 - 8260B WATERS 10mL Purge
QLast Update : Tue Oct 20 09:58:06 2015
Response via : Initial Calibration

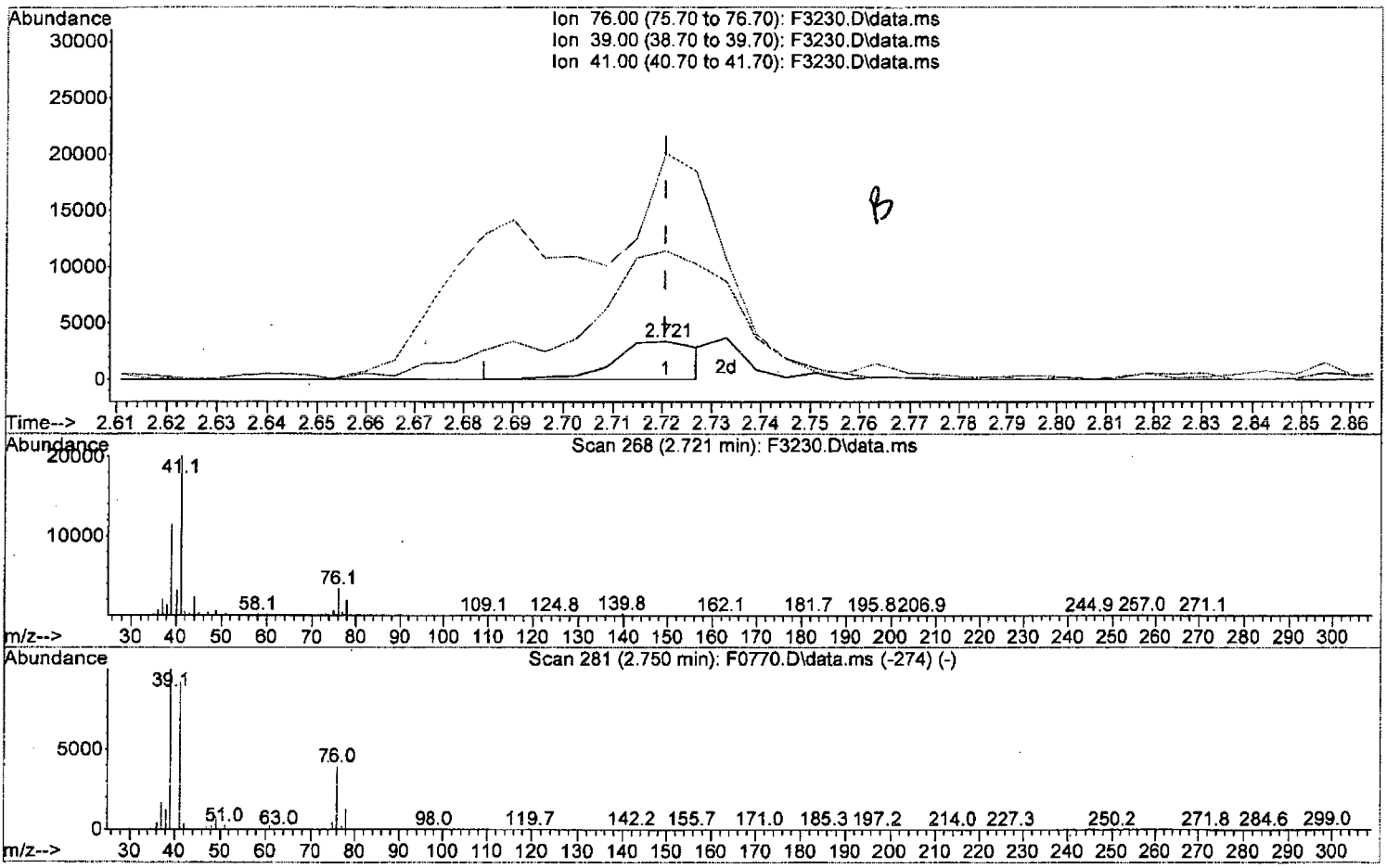

TIC: F3230.D\data.ms

(20) Allyl Chloride

2.721min (+0.000) 1.40 ug/L

response 4022

Ion	Exp%	Act%
76.00	100	100
39.00	254.40	337.18#
41.00	234.50	593.89#
0.00	0.00	0.00

Quantitation Report (Qedit)

Data Path : I:\ACQUDATA\msvoa10\data\101915\
Data File : F3230.D
Acq On : 19 Oct 2015 7:11 pm
Operator : F. Naegler
Sample : 2.0 PPB STD Inst : MSVOA10
Misc :
ALS Vial : 4 Sample Multiplier: 1

Quant Time: Oct 20 09:59:49 2015
Quant Method : I:\ACQUDATA\MSVOA10\METHODS\W101915.M
Quant Title : MS#10 - 8260B WATERS 10mL Purge
QLast Update : Tue Oct 20 09:58:06 2015
Response via : Initial Calibration

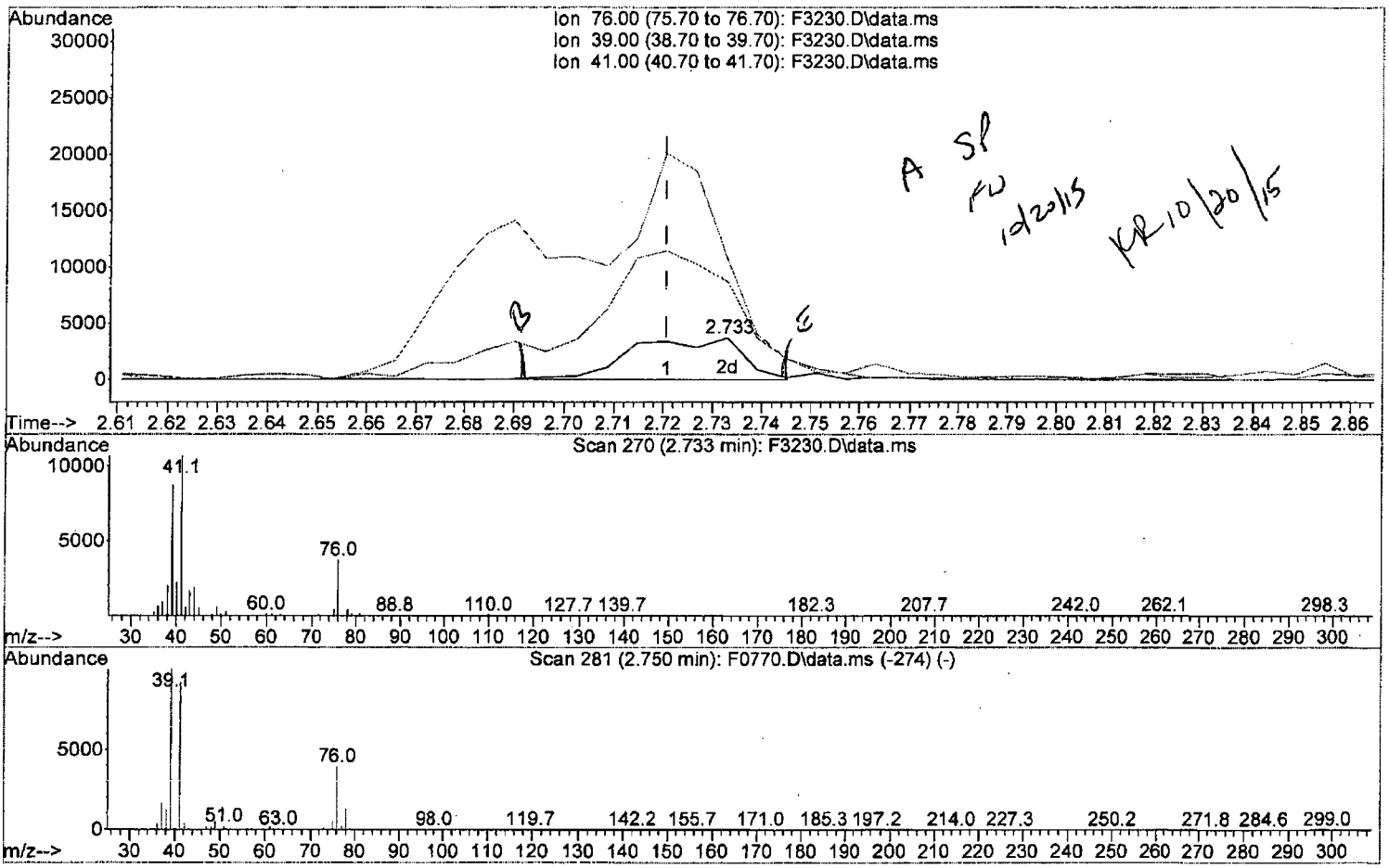

TIC: F3230.D\data.ms

(20) Allyl Chloride

2.733min (+0.012) 2.01 ug/L m

response 5755

Ion	Exp%	Act%
76.00	100	100
39.00	254.40	234.31#
41.00	234.50	286.85#
0.00	0.00	0.00

Quantitation Report (Qedit)

Data Path : I:\ACQUDATA\msvoa10\data\101915\
Data File : F3230.D
Acq On : 19 Oct 2015 7:11 pm
Operator : F. Naegler
Sample : 2.0 PPB STD Inst : MSVOA10
Misc :
ALS Vial : 4 Sample Multiplier: 1

Quant Time: Oct 20 09:59:49 2015
Quant Method : I:\ACQUDATA\MSVOA10\METHODS\W101915.M
Quant Title : MS#10 - 8260B WATERS 10mL Purge
QLast Update : Tue Oct 20 09:58:06 2015
Response via : Initial Calibration

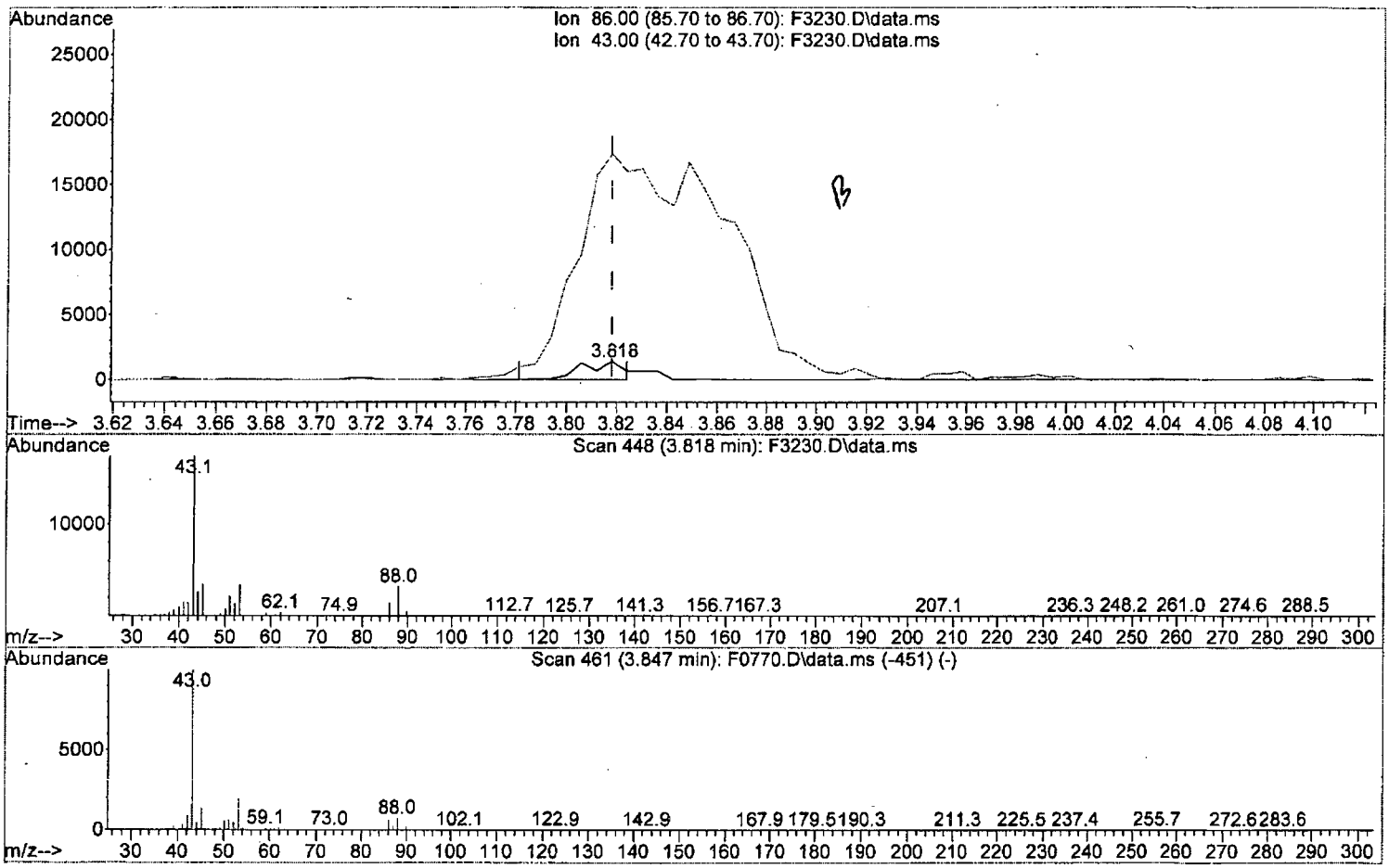

TIC: F3230.D\data.ms

(28) Vinyl Acetate

3.818min (+0.000) 1.21 ug/L

response 1618

Ion	Exp%	Act%
86.00	100	100
43.00	1655.60	1244.76#
0.00	0.00	0.00
0.00	0.00	0.00

Quantitation Report (Qedit)

Data Path : I:\ACQUDATA\msvoa10\data\101915\
Data File : F3230.D
Acq On : 19 Oct 2015 7:11 pm
Operator : F. Naegler
Sample : 2.0 PPB STD Inst : MSVOA10
Misc :
ALS Vial : 4 Sample Multiplier: 1

Quant Time: Oct 20 09:59:49 2015
Quant Method : I:\ACQUDATA\MSVOA10\METHODS\W101915.M
Quant Title : MS#10 - 8260B WATERS 10mL Purge
QLast Update : Tue Oct 20 09:58:06 2015
Response via : Initial Calibration

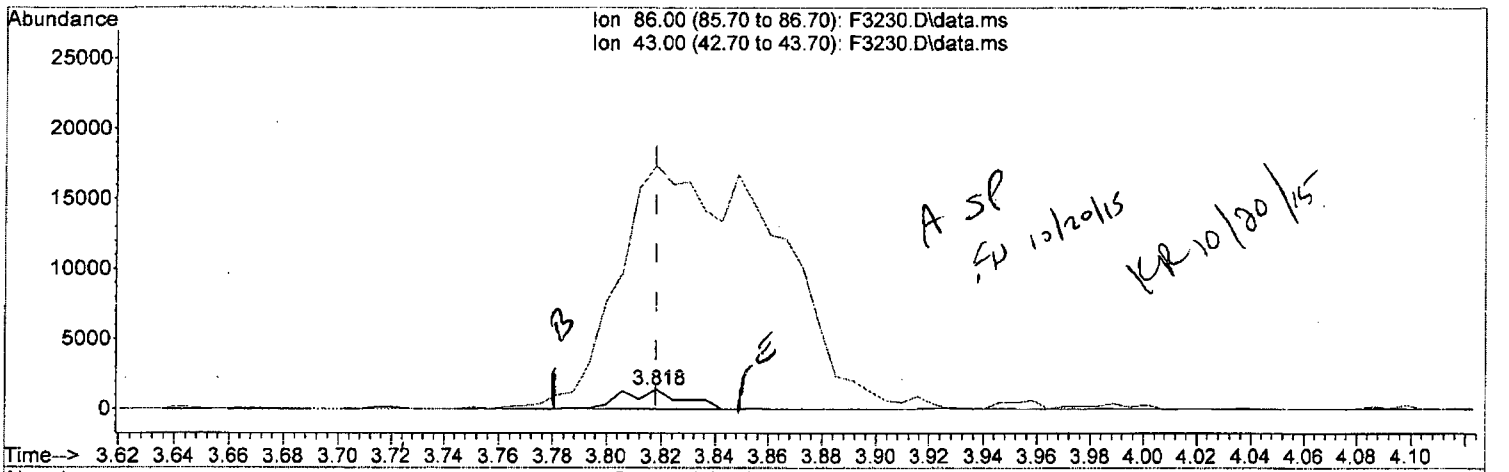

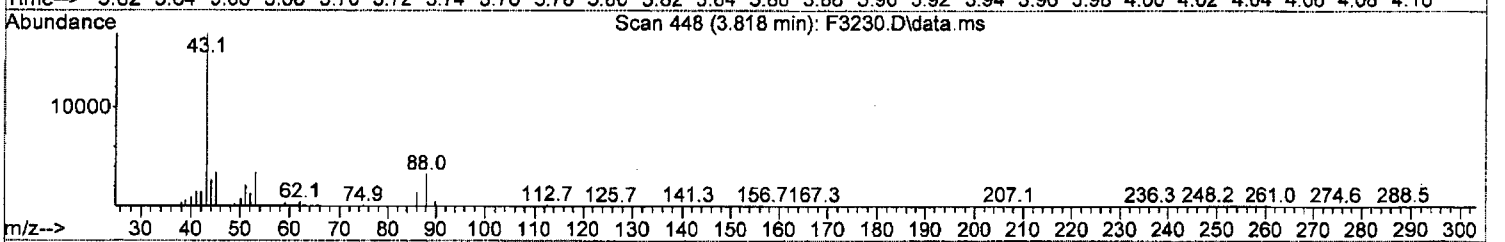



TIC: F3230.D\data.ms

(28) Vinyl Acetate

3.818min (+0.000) 1.57 ug/L m

response 2098

Ion	Exp%	Act%
86.00	100	100
43.00	1655.60	1244.76#
0.00	0.00	0.00
0.00	0.00	0.00

Quantitation Report (Qedit)

Data Path : I:\ACQUDATA\msvoa10\data\101915\
Data File : F3230.D
Acq On : 19 Oct 2015 7:11 pm
Operator : F. Naegler
Sample : 2.0 PPB STD Inst : MSVOA10
Misc :
ALS Vial : 4 Sample Multiplier: 1

Quant Time: Oct 20 09:59:49 2015
Quant Method : I:\ACQUDATA\MSVOA10\METHODS\W101915.M
Quant Title : MS#10 - 8260B WATERS 10mL Purge
QLast Update : Tue Oct 20 09:58:06 2015
Response via : Initial Calibration

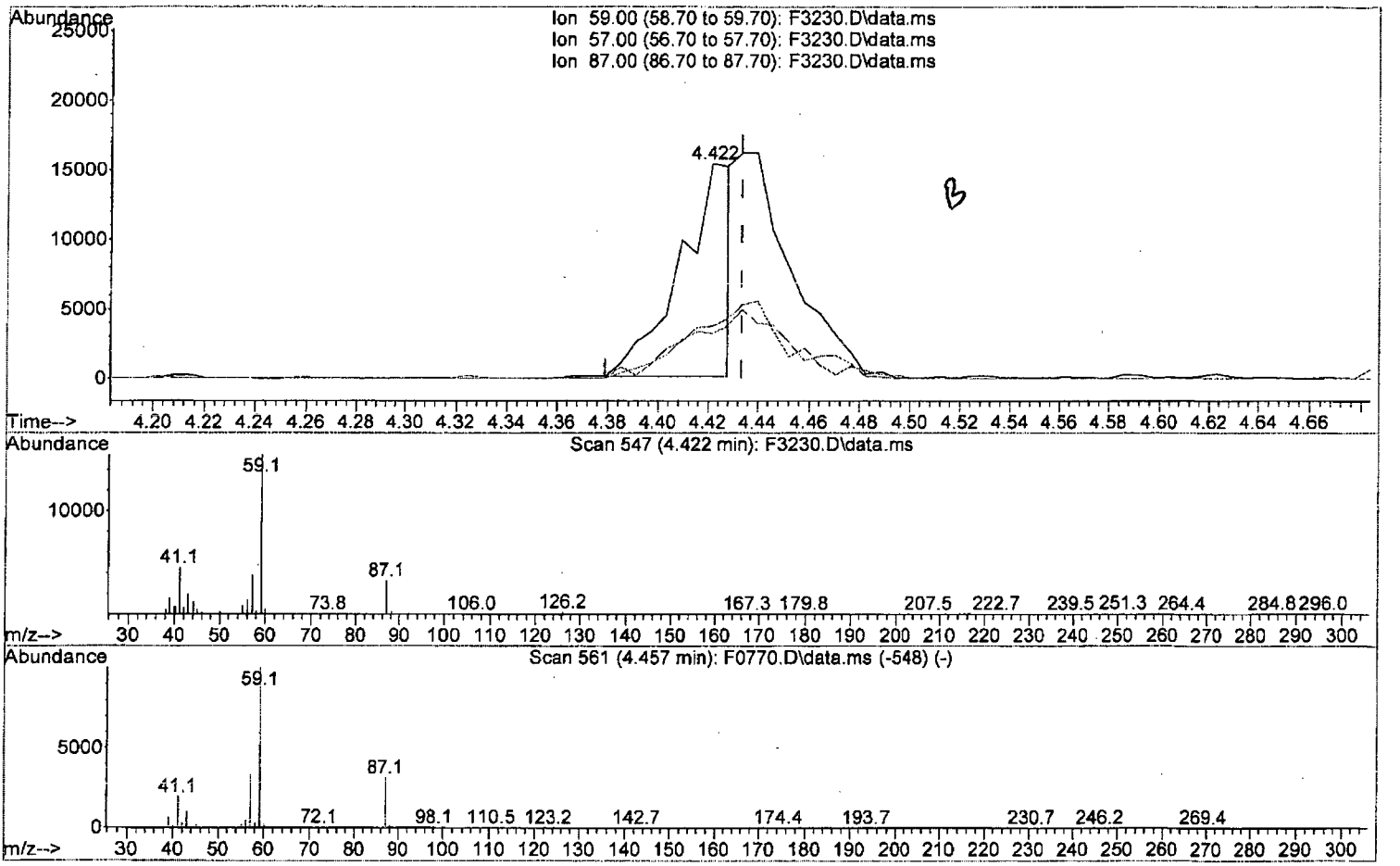

TIC: F3230.D\data.ms

(31) ETBE

4.422min (-0.012) 0.99 ug/L

response 21948

Ion	Exp%	Act%
59.00	100	100
57.00	33.10	24.31
87.00	31.20	20.88
0.00	0.00	0.00

Quantitation Report (Qedit)

Data Path : I:\ACQUDATA\msvoa10\data\101915\
Data File : F3230.D
Acq On : 19 Oct 2015 7:11 pm
Operator : F. Naegler
Sample : 2.0 PPB STD Inst : MSVOA10
Misc :
ALS Vial : 4 Sample Multiplier: 1

Quant Time: Oct 20 09:59:49 2015
Quant Method : I:\ACQUDATA\MSVOA10\METHODS\W101915.M
Quant Title : MS#10 - 8260B WATERS 10mL Purge
QLast Update : Tue Oct 20 09:58:06 2015
Response via : Initial Calibration

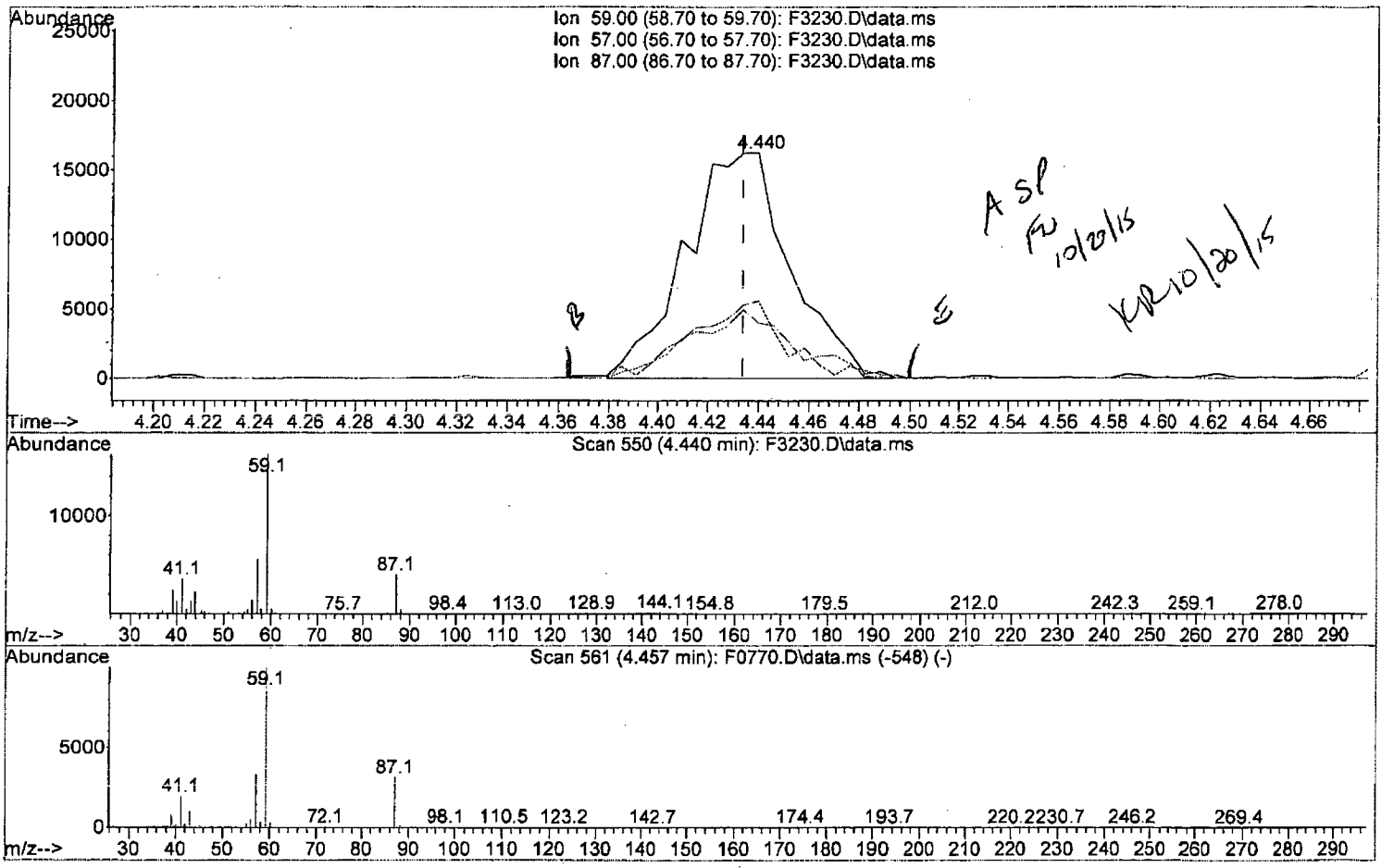

TIC: F3230.D\data.ms

(31) ETBE

4.440min (+0.006) 2.11 ug/L m

response 47017

Ion	Exp%	Act%
59.00	100	100
57.00	33.10	34.20
87.00	31.20	24.50
0.00	0.00	0.00

Quantitation Report (Qedit)

Data Path : I:\ACQUDATA\msvoa10\data\101915\
Data File : F3230.D
Acq On : 19 Oct 2015 7:11 pm
Operator : F. Naegler
Sample : 2.0 PPB STD Inst : MSVOA10
Misc :
ALS Vial : 4 Sample Multiplier: 1

Quant Time: Oct 20 09:59:49 2015
Quant Method : I:\ACQUDATA\MSVOA10\METHODS\W101915.M
Quant Title : MS#10 - 8260B WATERS 10mL Purge
QLast Update : Tue Oct 20 09:58:06 2015
Response via : Initial Calibration

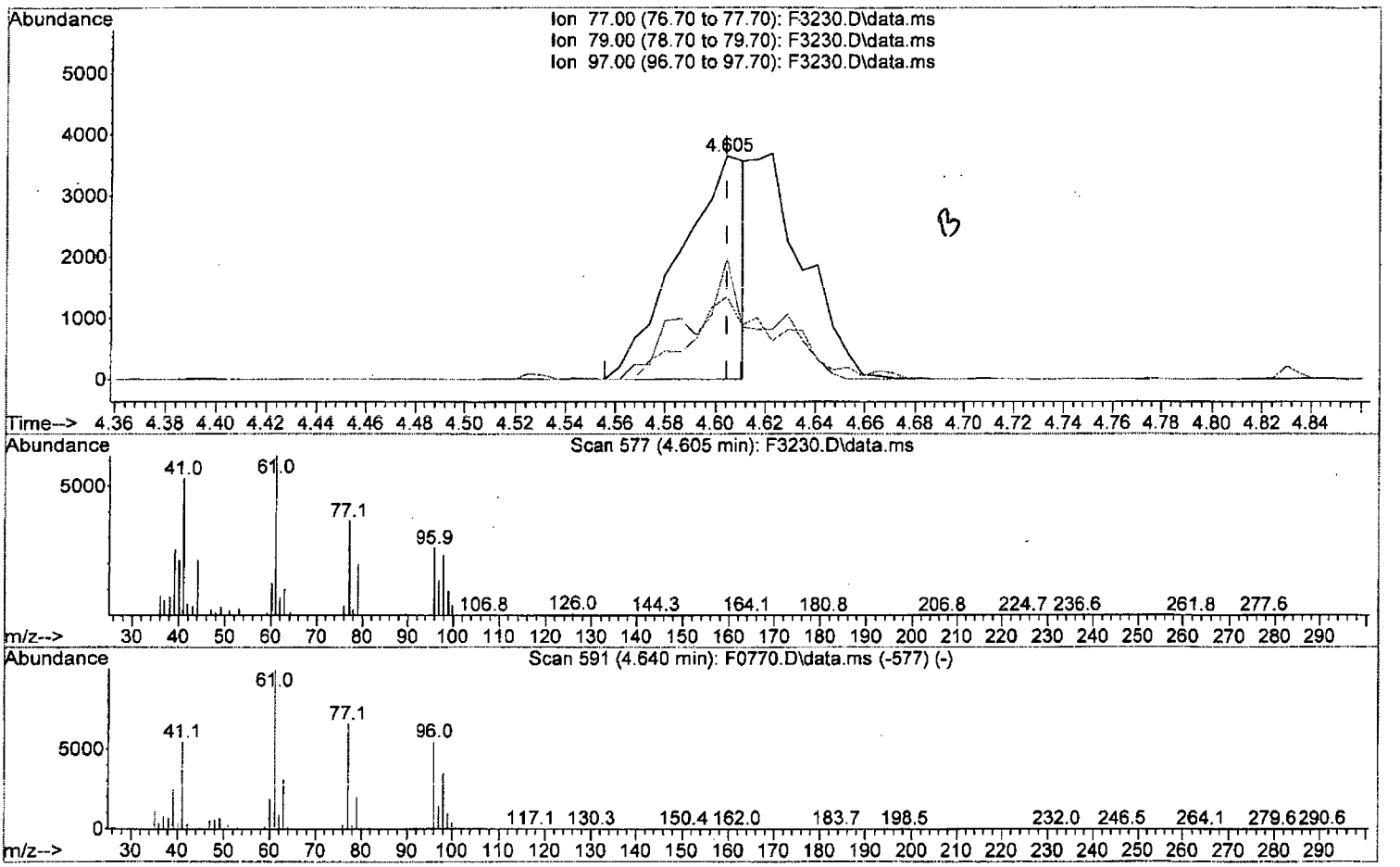

TIC: F3230.D\data.ms

(32) 2,2-Dichloropropane

4.605min (+0.000) 1.12 ug/L

response 6689

Ion	Exp%	Act%
77.00	100	100
79.00	30.40	54.03#
97.00	22.40	36.83
0.00	0.00	0.00

Quantitation Report (Qedit)

Data Path : I:\ACQUDATA\msvoa10\data\101915\
Data File : F3230.D
Acq On : 19 Oct 2015 7:11 pm
Operator : F. Naegler
Sample : 2.0 PPB STD Inst : MSVOA10
Misc :
ALS Vial : 4 Sample Multiplier: 1

Quant Time: Oct 20 09:59:49 2015
Quant Method : I:\ACQUDATA\MSVOA10\METHODS\W101915.M
Quant Title : MS#10 - 8260B WATERS 10mL Purge
QLast Update : Tue Oct 20 09:58:06 2015
Response via : Initial Calibration

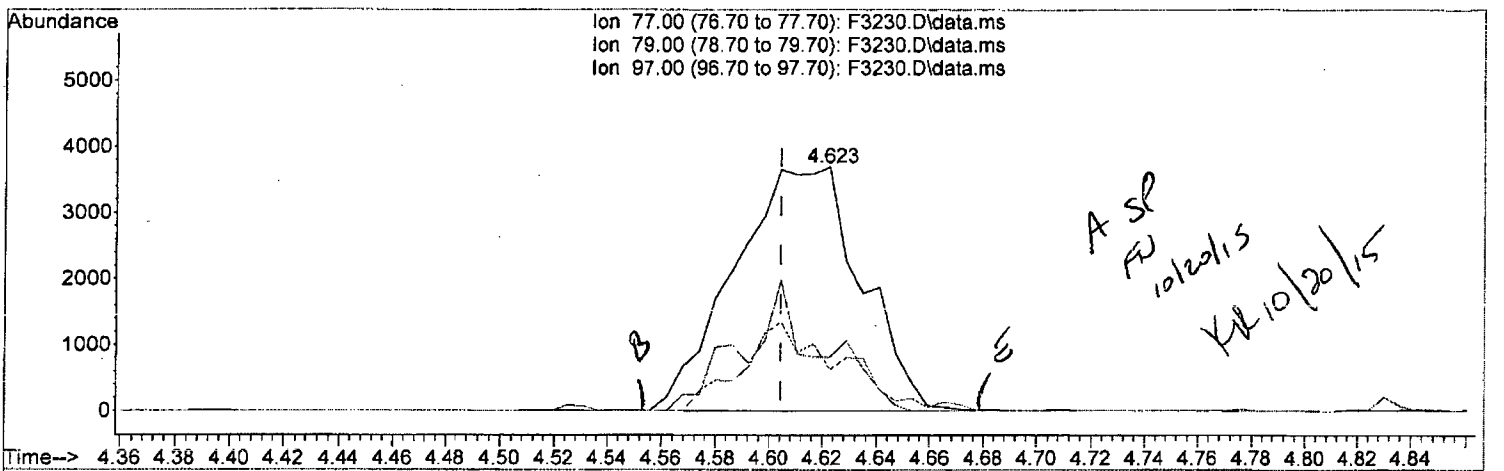



TIC: F3230.D\data.ms

(32) 2,2-Dichloropropane

4.623min (+0.018) 2.02 ug/L m

response 12024

Ion	Exp%	Act%
77.00	100	100
79.00	30.40	22.17
97.00	22.40	16.98
0.00	0.00	0.00

Quantitation Report (Qedit)

Data Path : I:\ACQUDATA\msvoa10\data\101915\
Data File : F3230.D
Acq On : 19 Oct 2015 7:11 pm
Operator : F. Naegler
Sample : 2.0 PPB STD Inst : MSVOA10
Misc :
ALS Vial : 4 Sample Multiplier: 1

Quant Time: Oct 20 09:59:49 2015
Quant Method : I:\ACQUDATA\MSVOA10\METHODS\W101915.M
Quant Title : MS#10 - 8260B WATERS 10mL Purge
QLast Update : Tue Oct 20 09:58:06 2015
Response via : Initial Calibration

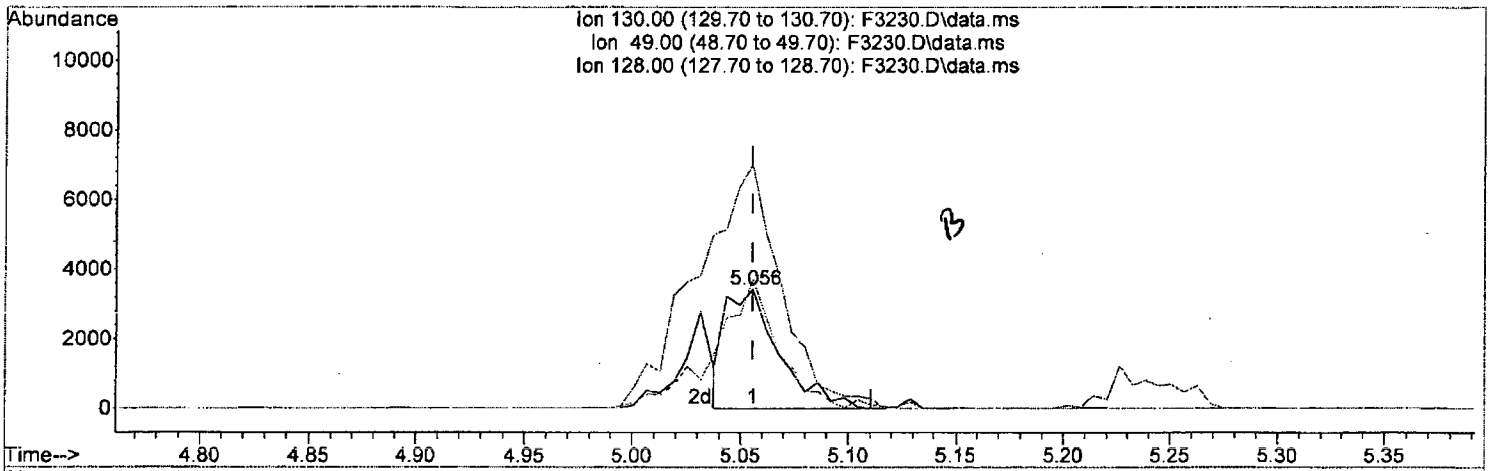

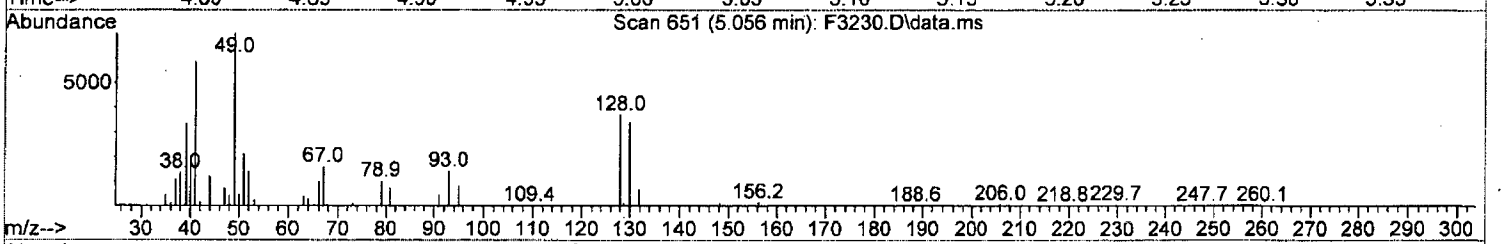

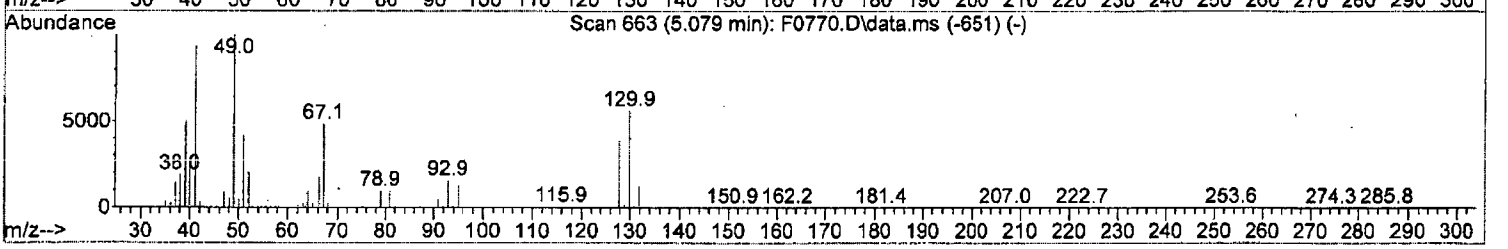

TIC: F3230.D\data.ms

(36) Bromochloromethane

5.056min (+0.000) 1.47 ug/L

response 5931

Ion	Exp%	Act%
130.00	100	100
49.00	177.90	204.62#
128.00	68.20	108.25#
0.00	0.00	0.00

Quantitation Report (Qedit)

Data Path : I:\ACQUDATA\msvoa10\data\101915\
Data File : F3230.D
Acq On : 19 Oct 2015 7:11 pm
Operator : F. Naegler
Sample : 2.0 PPB STD Inst : MSVOA10
Misc :
ALS Vial : 4 Sample Multiplier: 1

Quant Time: Oct 20 09:59:49 2015
Quant Method : I:\ACQUDATA\MSVOA10\METHODS\W101915.M
Quant Title : MS#10 - 8260B WATERS 10mL Purge
QLast Update : Tue Oct 20 09:58:06 2015
Response via : Initial Calibration

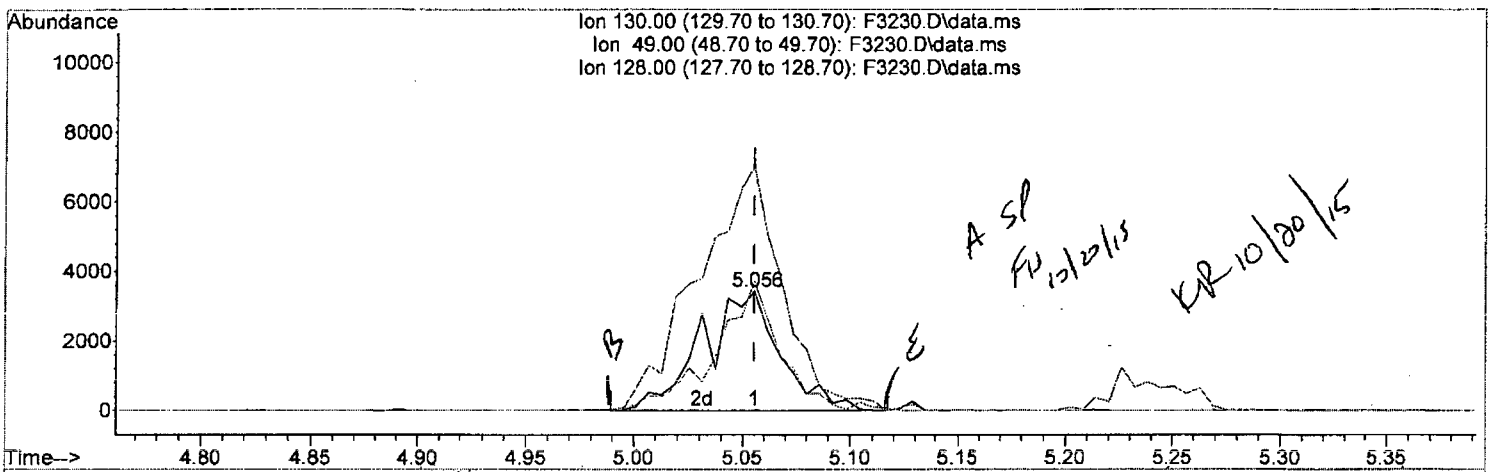

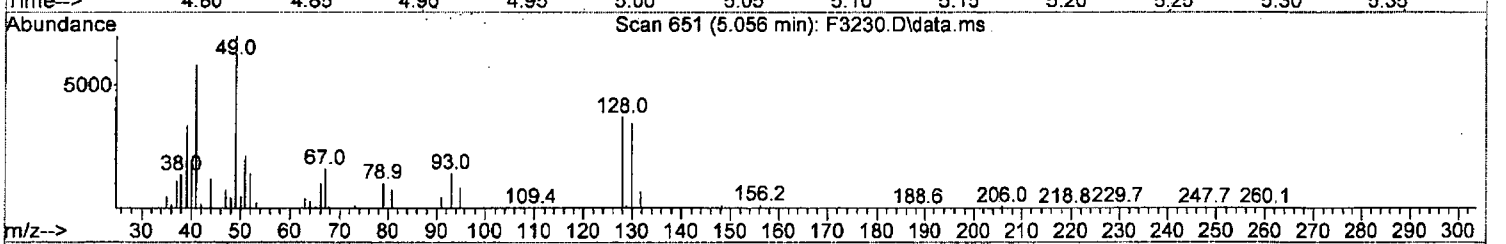

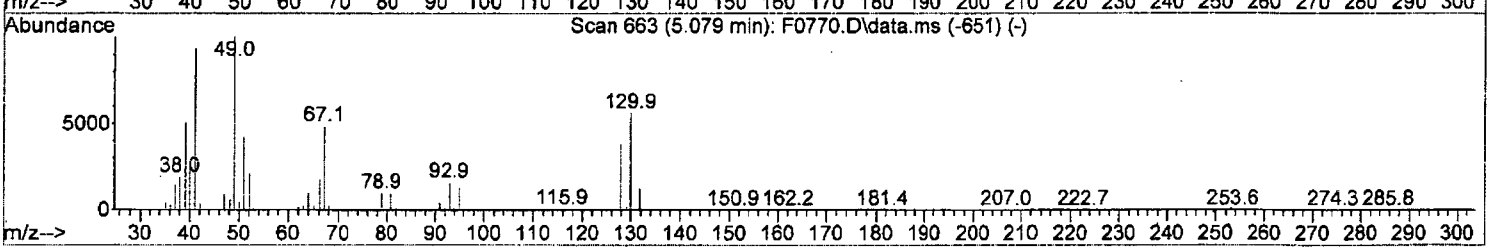

TIC: F3230.D\data.ms

(36) Bromochloromethane

5.056min (+0.000) 2.13 ug/L m

response 8578

Ion	Exp%	Act%
130.00	100	100
49.00	177.90	204.62#
128.00	68.20	108.25#
0.00	0.00	0.00

Quantitation Report (Qedit)

Data Path : I:\ACQUDATA\msvoa10\data\101915\
Data File : F3230.D
Acq On : 19 Oct 2015 7:11 pm
Operator : F. Naegler
Sample : 2.0 PPB STD Inst : MSVOA10
Misc :
ALS Vial : 4 Sample Multiplier: 1

Quant Time: Oct 20 09:59:49 2015
Quant Method : I:\ACQUDATA\MSVOA10\METHODS\W101915.M
Quant Title : MS#10 - 8260B WATERS 10mL Purge
QLast Update : Tue Oct 20 09:58:06 2015
Response via : Initial Calibration

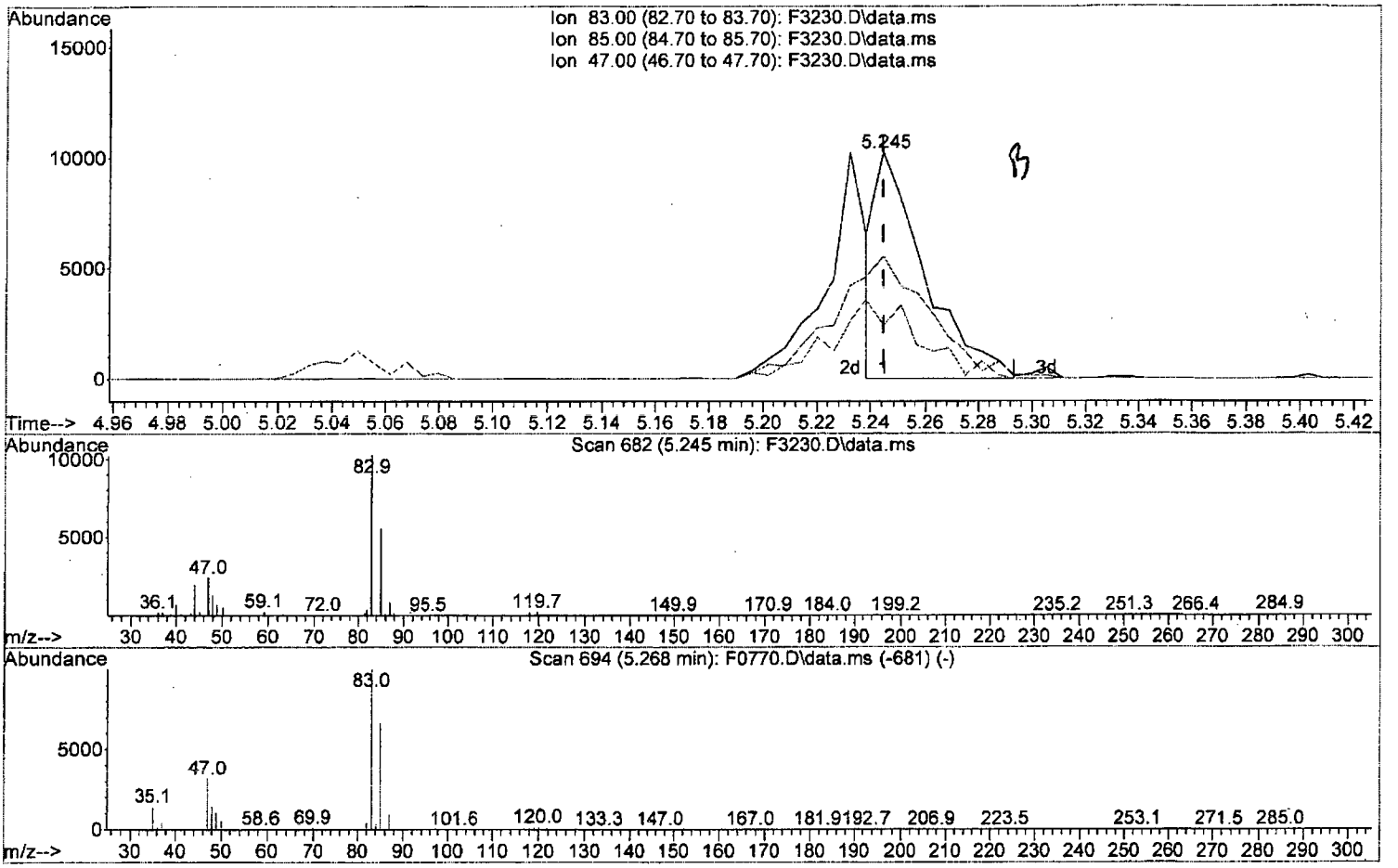

TIC: F3230.D\data.ms

(39) Chloroform (P)

5.245min (+0.000) 1.15 ug/L

response 12481

Ion	Exp%	Act%
83.00	100	100
85.00	66.10	53.95
47.00	31.90	23.60
0.00	0.00	0.00

Quantitation Report (Qedit)

Data Path : I:\ACQUDATA\msvoa10\data\101915\
Data File : F3230.D
Acq On : 19 Oct 2015 7:11 pm
Operator : F. Naegler
Sample : 2.0 PPB STD Inst : MSVOA10
Misc :
ALS Vial : 4 Sample Multiplier: 1

Quant Time: Oct 20 09:59:49 2015
Quant Method : I:\ACQUDATA\MSVOA10\METHODS\W101915.M
Quant Title : MS#10 - 8260B WATERS 10mL Purge
QLast Update : Tue Oct 20 09:58:06 2015
Response via : Initial Calibration

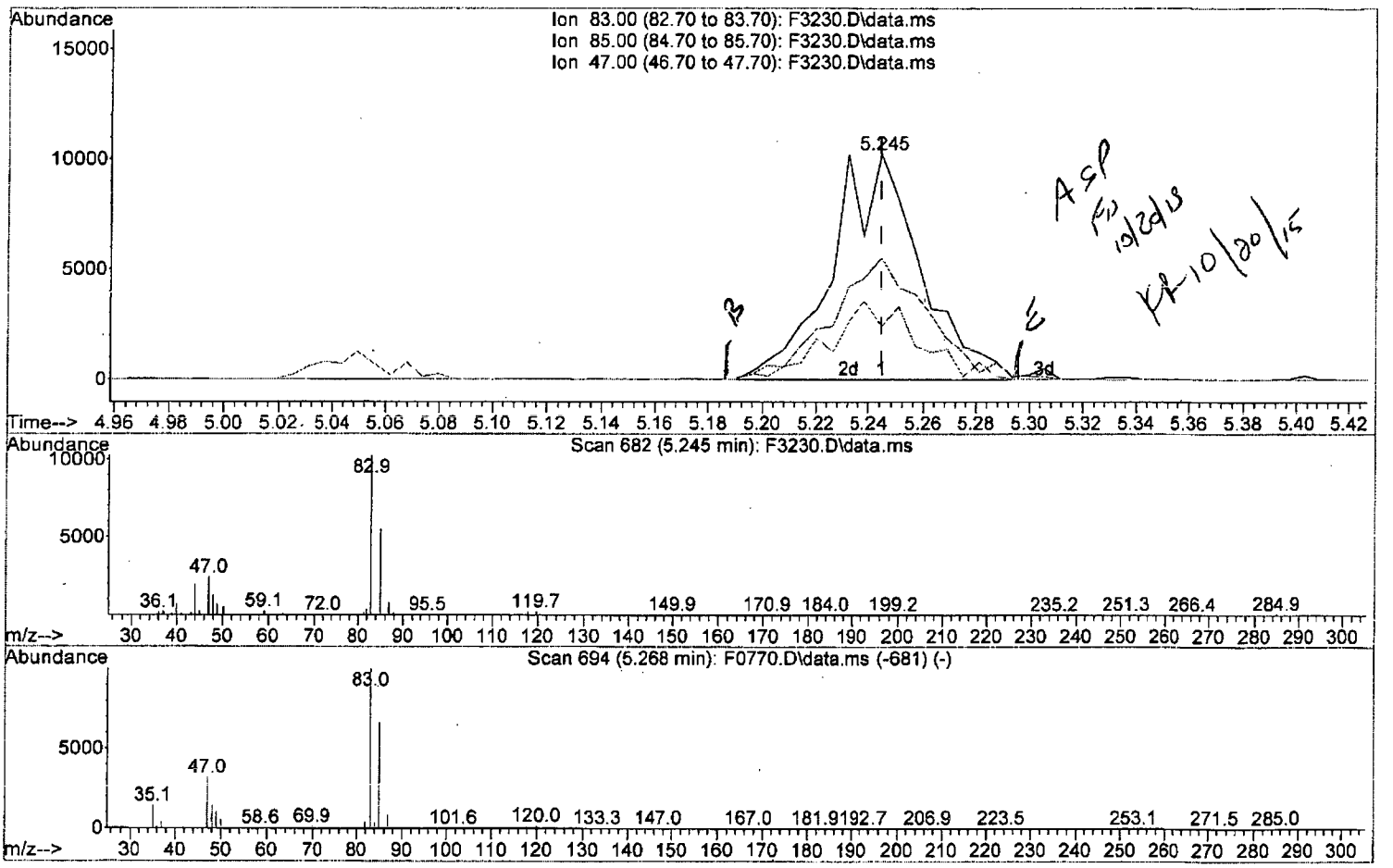

TIC: F3230.D\data.ms

(39) Chloroform (P)

5.245min (+0.000) 2.14 ug/L m

response 23265

Ion	Exp%	Act%
83.00	100	100
85.00	66.10	53.95
47.00	31.90	23.60
0.00	0.00	0.00

Quantitation Report (QT Reviewed)

Data Path : I:\ACQUDATA\msvoa10\data\101915\
Data File : F3230.D
Acq On : 19 Oct 2015 7:11 pm
Operator : F. Naegler
Sample : 2.0 PPB STD Inst : MSVOA10
Misc :
ALS Vial : 4 Sample Multiplier: 1

Quant Time: Oct 20 10:18:41 2015
Quant Method : I:\ACQUDATA\MSVOA10\METHODS\W101915.M
Quant Title : MS#10 - 8260B WATERS 10mL Purge
QLast Update : Tue Oct 20 09:58:06 2015
Response via : Initial Calibration

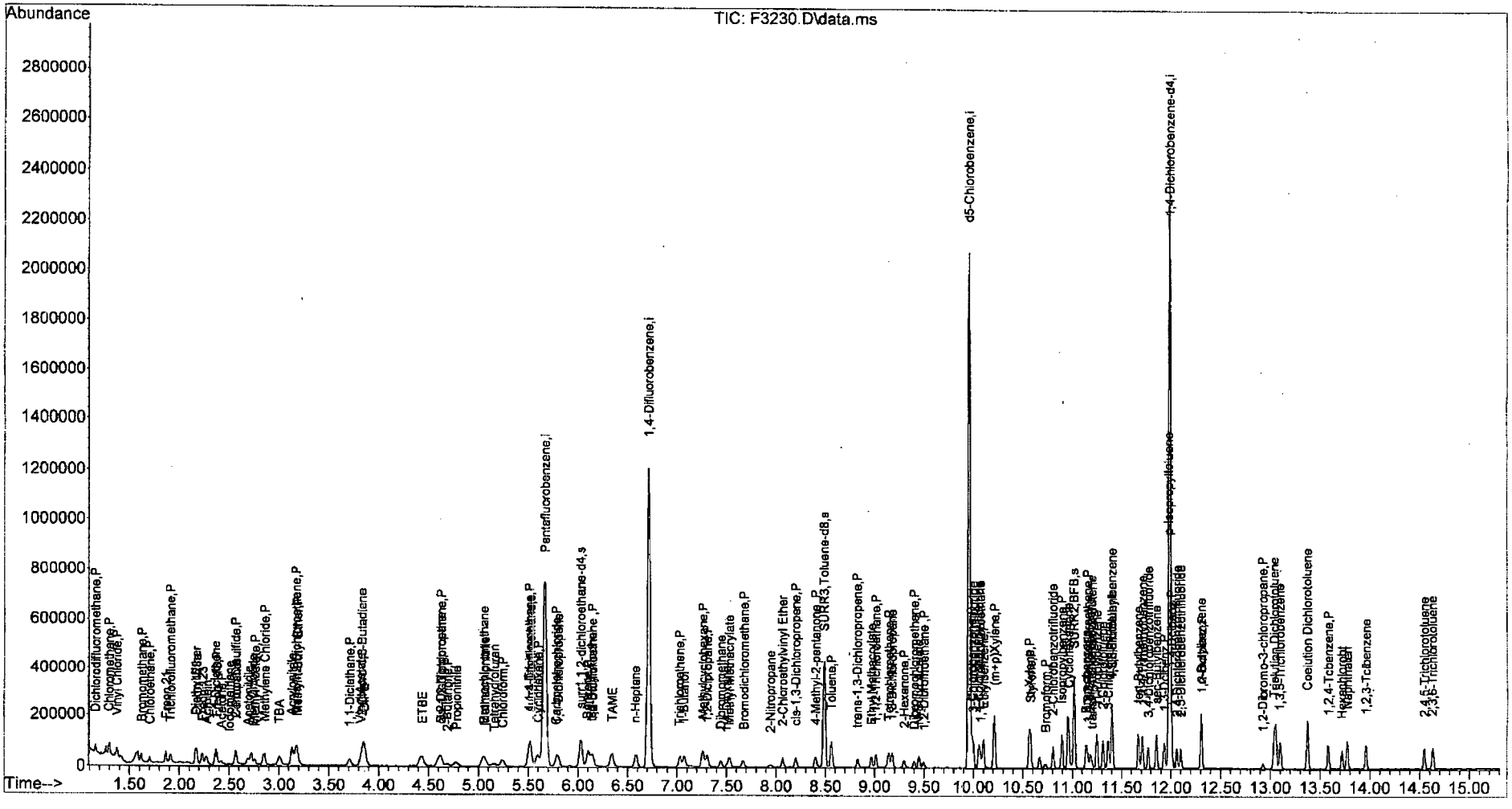

Quantitation Report (QT Reviewed)

Data Path : I:\ACQUDATA\msvoa10\data\101915\
Data File : F3231.D
Acq On : 19 Oct 2015 7:35 pm
Operator : F. Naegler
Sample : 5.0 PPB STD Inst : MSVOA10
Misc :
ALS Vial : 5 Sample Multiplier: 1

Quant Time: Oct 20 10:24:12 2015
Quant Method : I:\ACQUDATA\MSVOA10\METHODS\W101915.M
Quant Title : MS#10 - 8260B WATERS 10mL Purge
QLast Update : Tue Oct 20 09:58:06 2015
Response via : Initial Calibration

FN 10/20/15
KR 10/20/15

Compound	R.T.	QIon	Response	Conc	Units		Dev(Min)
Internal Standards							
1) Pentafluorobenzene	5.665	168	659293	50.00	ug/L		0.00
41) 1,4-Difluorobenzene	6.714	114	945711	50.00	ug/L		0.00
70) d5-Chlorobenzene	9.957	117	841942	50.00	ug/L		0.00
90) 1,4-Dichlorobenzene-d4	11.987	152	451553	50.00	ug/L		0.00
System Monitoring Compounds							
43) surr4,Dibrflmethane	5.513	113	61110	10.53	ug/L		0.00
Spiked Amount 50.000	Range 89 - 119		Recovery =	21.06%#			
46) surr1,1,2-dichloroetha...	6.031	65	83463	10.70	ug/L		0.00
Spiked Amount 50.000	Range 73 - 125		Recovery =	21.40%#			
64) SURR3,Toluene-d8	8.488	98	234670	10.89	ug/L		0.00
Spiked Amount 50.000	Range 87 - 121		Recovery =	21.78%#			
69) SURR2,BFB	11.018	95	87130	10.13	ug/L		0.00
Spiked Amount 50.000	Range 85 - 122		Recovery =	20.26%#			
Target Compounds							Qvalue
2) Dichlorodifluoromethane	1.160	85	44948	4.81	ug/L		95
3) Chloromethane	1.294	50	76825	4.84	ug/L		99
4) Vinyl Chloride	1.379	62	54178	4.92	ug/L		94
5) Bromomethane	1.611	94	30890	6.42	ug/L		96
6) Chloroethane	1.697	64	29028	5.30	ug/L		92
7) Freon 21	1.867	67	71334	5.61	ug/L		93
8) Trichlorofluoromethane	1.910	101	45926	4.86	ug/L		92
9) Diethyl Ether	2.166	59	37472	4.90	ug/L	#	79
10) Freon 123a	2.172	67	45347	5.76	ug/L		88
11) Freon 123	2.233	83	43104	5.28	ug/L		96
12) Acrolein	2.276	56	59915	26.27	ug/L		98
13) 1,1-Diclethene	2.361	96	27555	5.26	ug/L		96
14) Freon 113	2.373	101	29743	5.08	ug/L		92
15) Acetone	2.416	43	34509	5.81	ug/L		94
16) 2-Propanol	2.574	45	96271	81.19	ug/L		98
17) Iodomethane	2.507	142	11615	1.68	ug/L		95
18) Carbon Disulfide	2.562	76	76821	5.00	ug/L		97
19) Acetonitrile	2.690	40	35843m	20.65	ug/L		
20) Allyl Chloride	2.721	76	14371	5.21	ug/L	#	8
21) Methyl Acetate	2.757	43	60596	4.97	ug/L		95
22) Methylene Chloride	2.849	84	34315	5.01	ug/L		94
23) TBA	3.013	59	111377	79.53	ug/L		91
24) Acrylonitrile	3.129	53	143072	25.72	ug/L		99
25) Methyl-t-Butyl Ether	3.184	73	106203	4.96	ug/L		98
26) trans-1,2-Dichloroethene	3.166	96	30161	5.08	ug/L		93
27) 1,1-Diclethane	3.708	63	59145	5.02	ug/L		98
28) Vinyl Acetate	3.824	86	6405	4.98	ug/L	#	18
29) DIPE	3.855	45	186530	5.28	ug/L		98
30) 2-Chloro-1,3-Butadiene	3.842	53	79674	5.38	ug/L		96
31) ETBE	4.428	59	112958	5.27	ug/L		95
32) 2,2-Dichloropropane	4.604	77	30891	5.39	ug/L		83
33) cis-1,2-Dichloroethene	4.611	96	33151	5.68	ug/L	#	74
34) 2-Butanone	4.690	43	42450	5.03	ug/L		96
35) Propionitrile	4.769	54	58016	26.53	ug/L		92

Data Path : I:\ACQUDATA\msvoa10\data\101915\
Data File : F3231.D
Acq On : 19 Oct 2015 7:35 pm
Operator : F. Naegler
Sample : 5.0 PPB STD Inst : MSVOA10
Misc :
ALS Vial : 5 Sample Multiplier: 1

Quant Time: Oct 20 10:24:12 2015
Quant Method : I:\ACQUDATA\MSVOA10\METHODS\W101915.M
Quant Title : MS#10 - 8260B WATERS 10mL Purge
QLast Update : Tue Oct 20 09:58:06 2015
Response via : Initial Calibration

Compound	R.T.	QIon	Response	Conc	Units		Dev(Min)
36) Bromochloromethane	5.056	130	22344	5.75	ug/L		92
37) Methacrylonitrile	5.062	67	21822	5.34	ug/L		94
38) Tetrahydrofuran	5.159	42	26172	4.78	ug/L		88
39) Chloroform	5.232	83	53759	5.14	ug/L		93
40) 1,1,1-Trichloroethane	5.507	97	42081	5.70	ug/L		99
42) Cyclohexane	5.598	41	53423	5.67	ug/L		90
44) Carbontetrachloride	5.781	121	9905	4.73	ug/L		88
45) 1,1-Dichloropropene	5.793	75	43608	5.28	ug/L		80
47) Benzene	6.104	78	136372	5.41	ug/L		81
48) 1,2-Dichloroethane	6.141	62	56059	5.24	ug/L		90
49) Iso-Butyl Alcohol	6.141	43	56839	69.97	ug/L		90
50) TAME	6.336	73	88735	4.87	ug/L		97
51) n-Heptane	6.586	43	68203	5.07	ug/L		91
52) 1-Butanol	7.074	56	68105	181.94	ug/L		99
53) Trichloroethene	7.031	130	35317	5.45	ug/L		86
54) Methylcyclohexane	7.263	55	57481	5.10	ug/L		96
55) 1,2-Diclpropane	7.299	63	38221	5.43	ug/L		86
56) Dibromomethane	7.439	93	19851	4.91	ug/L		88
57) 1,4-Dioxane	7.500	88	14619	90.70	ug/L		92
58) Methyl Methacrylate	7.531	69	26773	4.59	ug/L	#	76
59) Bromodichloromethane	7.665	83	35424	4.77	ug/L		97
60) 2-Nitropropane	7.945	41	12799	7.04	ug/L		91
61) 2-Chloroethylvinyl Ether	8.067	63	30037	5.16	ug/L		99
62) cis-1,3-Dichloropropene	8.201	75	42465	4.74	ug/L		94
63) 4-Methyl-2-pentanone	8.403	43	76050	4.82	ug/L		88
65) Toluene	8.561	91	133758	5.17	ug/L		92
66) trans-1,3-Dichloropropene	8.829	75	32409	4.21	ug/L		95
67) Ethyl Methacrylate	8.963	69	42919	4.57	ug/L		97
68) 1,1,2-Trichloroethane	9.012	97	29706	4.90	ug/L		93
71) Tetrachloroethene	9.146	164	25536	4.91	ug/L		90
72) 2-Hexanone	9.299	43	56689	4.74	ug/L		90
73) 1,3-Dichloropropane	9.177	76	53134	5.05	ug/L		95
74) Dibromochloromethane	9.396	129	24955	4.28	ug/L		99
75) N-Butyl Acetate	9.451	43	80192	4.35	ug/L		95
76) 1,2-Dibromoethane	9.494	107	26767	4.55	ug/L		81
77) 3-Chlorobenzotrifluoride	10.000	180	51823	5.13	ug/L		94
78) Chlorobenzene	9.981	112	90163	5.08	ug/L		98
79) 4-Chlorobenzotrifluoride	10.055	180	43257m	4.72	ug/L		
80) 1,1,1,2-Tetrachloroethane	10.067	131	26580	4.87	ug/L		93
81) Ethylbenzene	10.097	106	47756	5.33	ug/L	#	78
82) (m+p)Xylene	10.207	106	116359	10.15	ug/L		97
83) o-Xylene	10.561	106	57734	5.08	ug/L		90
84) Styrene	10.579	104	98839	5.05	ug/L		97
85) Bromoform	10.731	173	16768	3.92	ug/L		86
86) 2-Chlorobenzotrifluoride	10.805	180	46923	4.69	ug/L		99
87) Isopropylbenzene	10.896	105	156968	5.29	ug/L		98
88) Cyclohexanone	10.957	55	209887	107.93	ug/L		93
89) trans-1,4-Dichloro-2-B...	11.201	53	14243	4.24	ug/L		83
91) 1,1,2,2-Tetrachloroethane	11.152	83	48873	5.35	ug/L		94
92) Bromobenzene	11.140	156	39388	5.20	ug/L		93
93) 1,2,3-Trichloropropane	11.182	110	14808	5.00	ug/L		92

Data Path : I:\ACQUDATA\msvoa10\data\101915\
Data File : F3231.D
Acq On : 19 Oct 2015 7:35 pm
Operator : F. Naegler
Sample : 5.0 PPB STD Inst : MSVOA10
Misc :
ALS Vial : 5 Sample Multiplier: 1

Quant Time: Oct 20 10:24:12 2015
Quant Method : I:\ACQUDATA\MSVOA10\METHODS\W101915.M
Quant Title : MS#10 - 8260B WATERS 10mL Purge
QLast Update : Tue Oct 20 09:58:06 2015
Response via : Initial Calibration

	Compound	R.T.	QIon	Response	Conc	Units		Dev(Min)
94)	n-Propylbenzene	11.250	91	186776	5.53	ug/L		97
95)	2-Chlorotoluene	11.310	91	102173	5.22	ug/L		99
96)	3-Chlorotoluene	11.365	91	107844	5.23	ug/L		96
97)	4-Chlorotoluene	11.402	91	122981	5.28	ug/L		95
98)	1,3,5-Trimethylbenzene	11.402	105	126247	5.35	ug/L		93
99)	tert-Butylbenzene	11.670	119	117435	5.46	ug/L		99
100)	1,2,4-Trimethylbenzene	11.713	105	128260	5.25	ug/L		98
101)	3,4-Dichlorobenzotrifl...	11.768	214	38720	5.17	ug/L		90
102)	sec-Butylbenzene	11.853	105	162417	5.27	ug/L		99
103)	p-Isopropyltoluene	11.975	119	132081	5.27	ug/L		99
104)	1,3-Dclbenz	11.932	146	75023	5.23	ug/L		97
105)	1,4-Dclbenz	12.005	146	71633	4.92	ug/L		96
106)	2,4-Dichlorobenzotrifl...	12.060	214	34205	5.07	ug/L		82
107)	2,5-Dichlorobenzotrifl...	12.103	214	39373	5.10	ug/L		83
108)	n-Butylbenzene	12.304	91	120129	5.15	ug/L		97
109)	1,2-Dclbenz	12.310	146	72394	5.09	ug/L		92
110)	1,2-Dibromo-3-chloropr...	12.926	157	6479	3.35	ug/L	#	81
111)	Trielution Dichlorotol...	13.048	125	206517	15.78	ug/L		99
112)	1,3,5-Trichlorobenzene	13.103	180	58320	5.09	ug/L		96
113)	Coelution Dichlorotoluene	13.377	125	157011	10.72	ug/L		97
114)	1,2,4-Tcbenzene	13.578	180	55333	5.05	ug/L		91
115)	Hexachlorobt	13.719	225	25313	5.26	ug/L		84
116)	Naphthalen	13.773	128	174994	5.33	ug/L		99
117)	1,2,3-Tclbenzene	13.962	180	56839	5.05	ug/L		90
118)	2,4,5-Trichlorotoluene	14.542	159	43170	5.07	ug/L		94
119)	2,3,6-Trichlorotoluene	14.633	159	38617	4.99	ug/L		97

(#) = qualifier out of range (m) = manual integration (+) = signals summed

Quantitation Report (Qedit)

Data Path : I:\ACQUDATA\msvoa10\data\101915\
Data File : F3231.D
Acq On : 19 Oct 2015 7:35 pm
Operator : F. Naegler
Sample : 5.0 PPB STD Inst : MSVOA10
Misc :
ALS Vial : 5 Sample Multiplier: 1

Quant Time: Oct 20 09:59:58 2015
Quant Method : I:\ACQUDATA\MSVOA10\METHODS\W101915.M
Quant Title : MS#10 - 8260B WATERS 10mL Purge
QLast Update : Tue Oct 20 09:58:06 2015
Response via : Initial Calibration

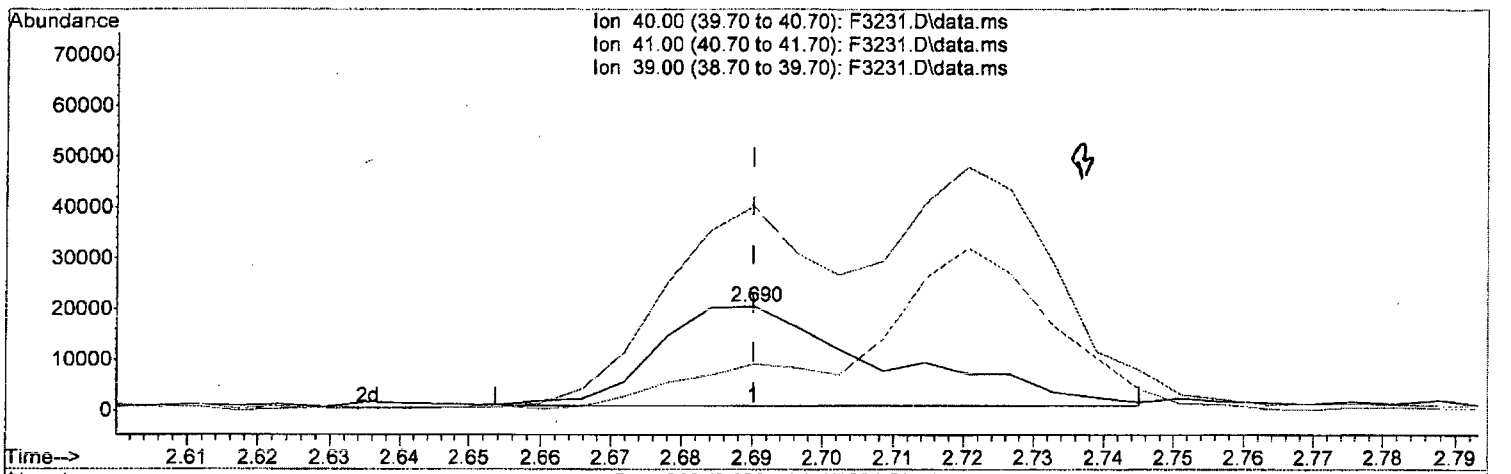





TIC: F3231.D\data.ms

(19) Acetonitrile

2.690min (+0.000) 25.19 ug/L

response 43729

Ion	Exp%	Act%
40.00	100	100
41.00	185.70	195.37
39.00	35.30	44.37
0.00	0.00	0.00

Quantitation Report (Qedit)

Data Path : I:\ACQUDATA\msvoa10\data\101915\
Data File : F3231.D
Acq On : 19 Oct 2015 7:35 pm
Operator : F. Naegler
Sample : 5.0 PPB STD Inst : MSVOA10
Misc :
ALS Vial : 5 Sample Multiplier: 1

Quant Time: Oct 20 09:59:58 2015
Quant Method : I:\ACQUDATA\MSVOA10\METHODS\W101915.M
Quant Title : MS#10 - 8260B WATERS 10mL Purge
QLast Update : Tue Oct 20 09:58:06 2015
Response via : Initial Calibration

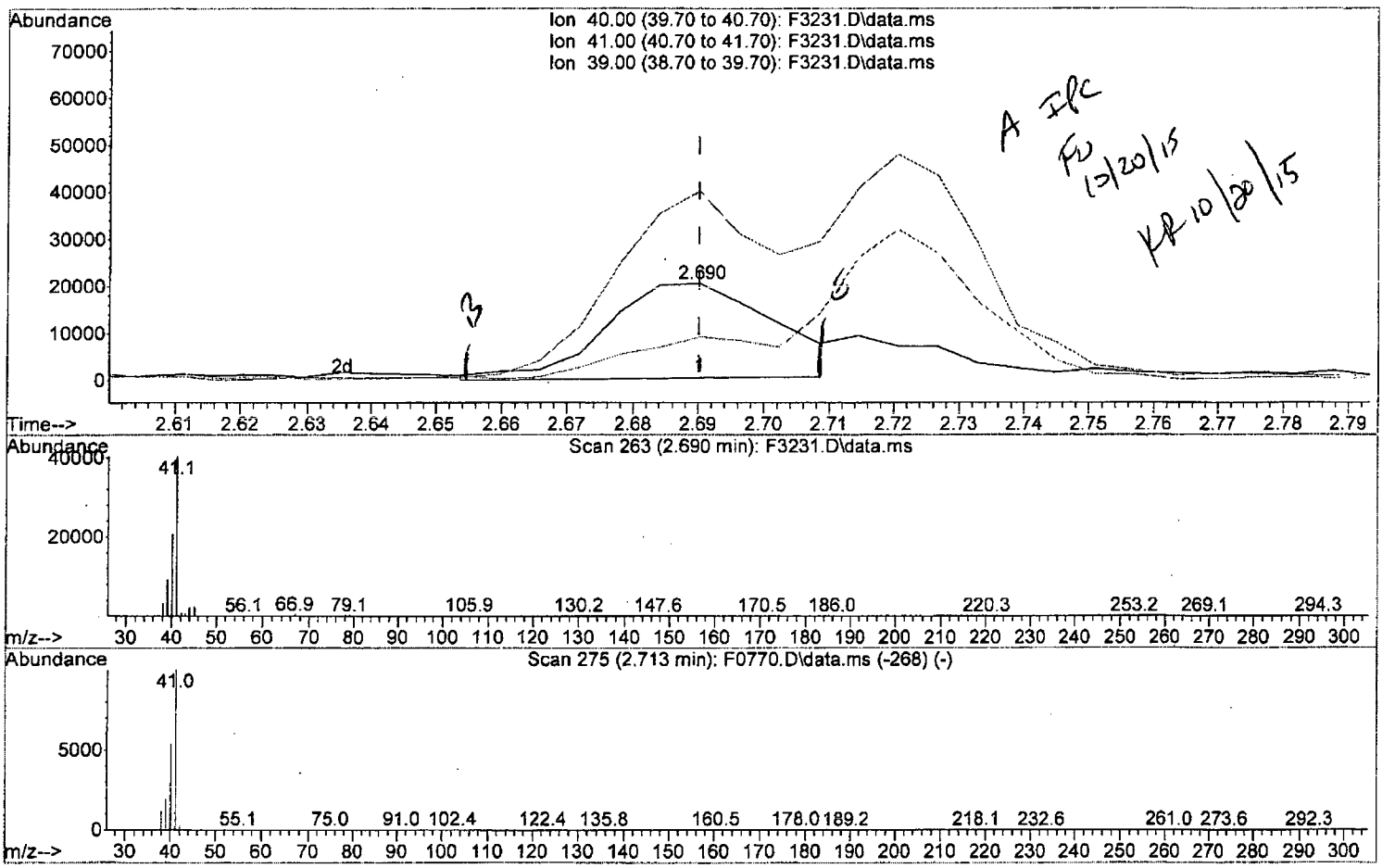

TIC: F3231.D\data.ms

(19) Acetonitrile

2.690min (+0.000) 20.65 ug/L m

response 35843

Ion	Exp%	Act%
40.00	100	100
41.00	185.70	195.37
39.00	35.30	44.37
0.00	0.00	0.00

Quantitation Report (Qedit)

Data Path : I:\ACQUDATA\msvoa10\data\101915\
Data File : F3231.D
Acq On : 19 Oct 2015 7:35 pm
Operator : F. Naegler
Sample : 5.0 PPB STD Inst : MSVOA10
Misc :
ALS Vial : 5 Sample Multiplier: 1

Quant Time: Oct 20 09:59:58 2015
Quant Method : I:\ACQUDATA\MSVOA10\METHODS\W101915.M
Quant Title : MS#10 - 8260B WATERS 10mL Purge
QLast Update : Tue Oct 20 09:58:06 2015
Response via : Initial Calibration

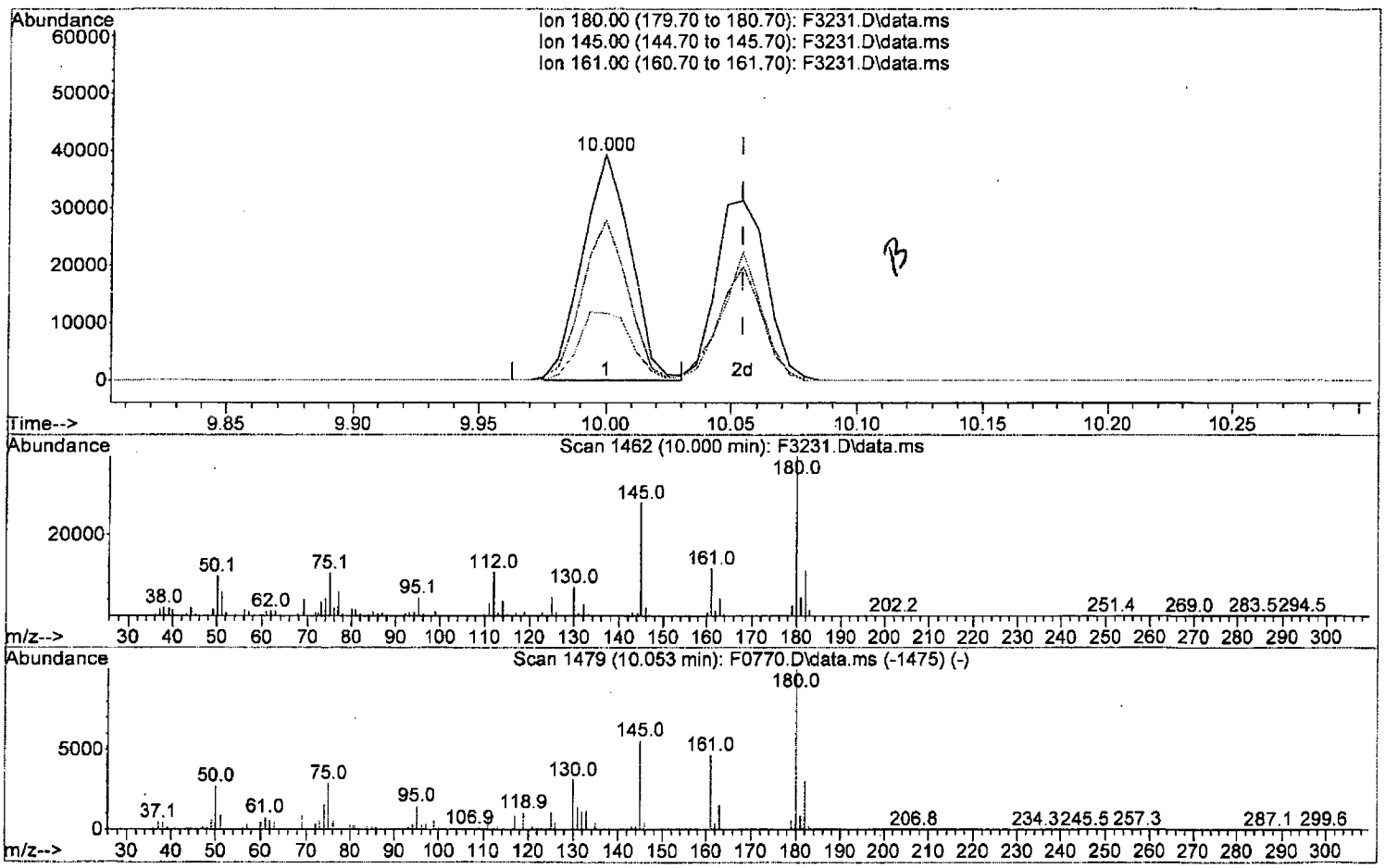

TIC: F3231.D\data.ms

(79) 4-Chlorobenzotrifluoride

10.000min (-0.055) 5.66 ug/L

response 51823

Ion	Exp%	Act%
180.00	100	100
145.00	55.90	70.91
161.00	46.60	29.67
0.00	0.00	0.00

Quantitation Report (Qedit)

Data Path : I:\ACQUDATA\msvoa10\data\101915\
Data File : F3231.D
Acq On : 19 Oct 2015 7:35 pm
Operator : F. Naegler
Sample : 5.0 PPB STD Inst : MSVOA10
Misc :
ALS Vial : 5 Sample Multiplier: 1

Quant Time: Oct 20 09:59:58 2015
Quant Method : I:\ACQUDATA\MSVOA10\METHODS\W101915.M
Quant Title : MS#10 - 8260B WATERS 10mL Purge
QLast Update : Tue Oct 20 09:58:06 2015
Response via : Initial Calibration

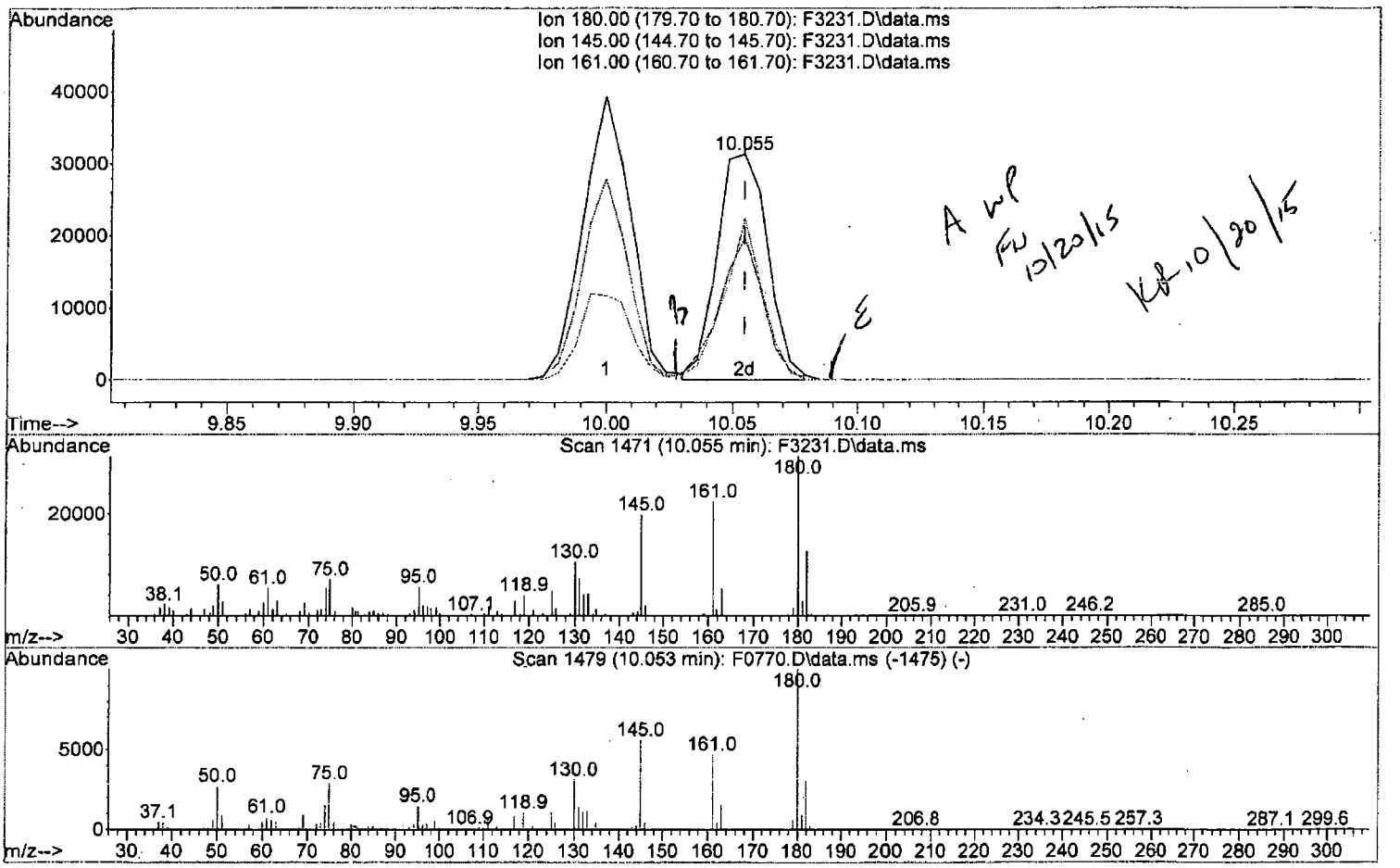

A wl FW 10/20/15 KB 10/20/15

TIC: F3231.D\data.ms

(79) 4-Chlorobenzotrifluoride

10.055min (+0.000) 4.72 ug/L m

response 43257

Ion	Exp%	Act%
180.00	100	100
145.00	55.90	63.36
161.00	46.60	71.45#
0.00	0.00	0.00

Quantitation Report (QT Reviewed)

Data Path : I:\ACQUDATA\msvoa10\data\101915\
Data File : F3231.D
Acq On : 19 Oct 2015 7:35 pm
Operator : F. Naegler
Sample : 5.0 PPB STD Inst : MSVOA10
Misc :
ALS Vial : 5 Sample Multiplier: 1

Quant Time: Oct 20 10:24:12 2015
Quant Method : I:\ACQUDATA\MSVOA10\METHODS\W101915.M
Quant Title : MS#10 - 8260B WATERS 10mL Purge
QLast Update : Tue Oct 20 09:58:06 2015
Response via : Initial Calibration

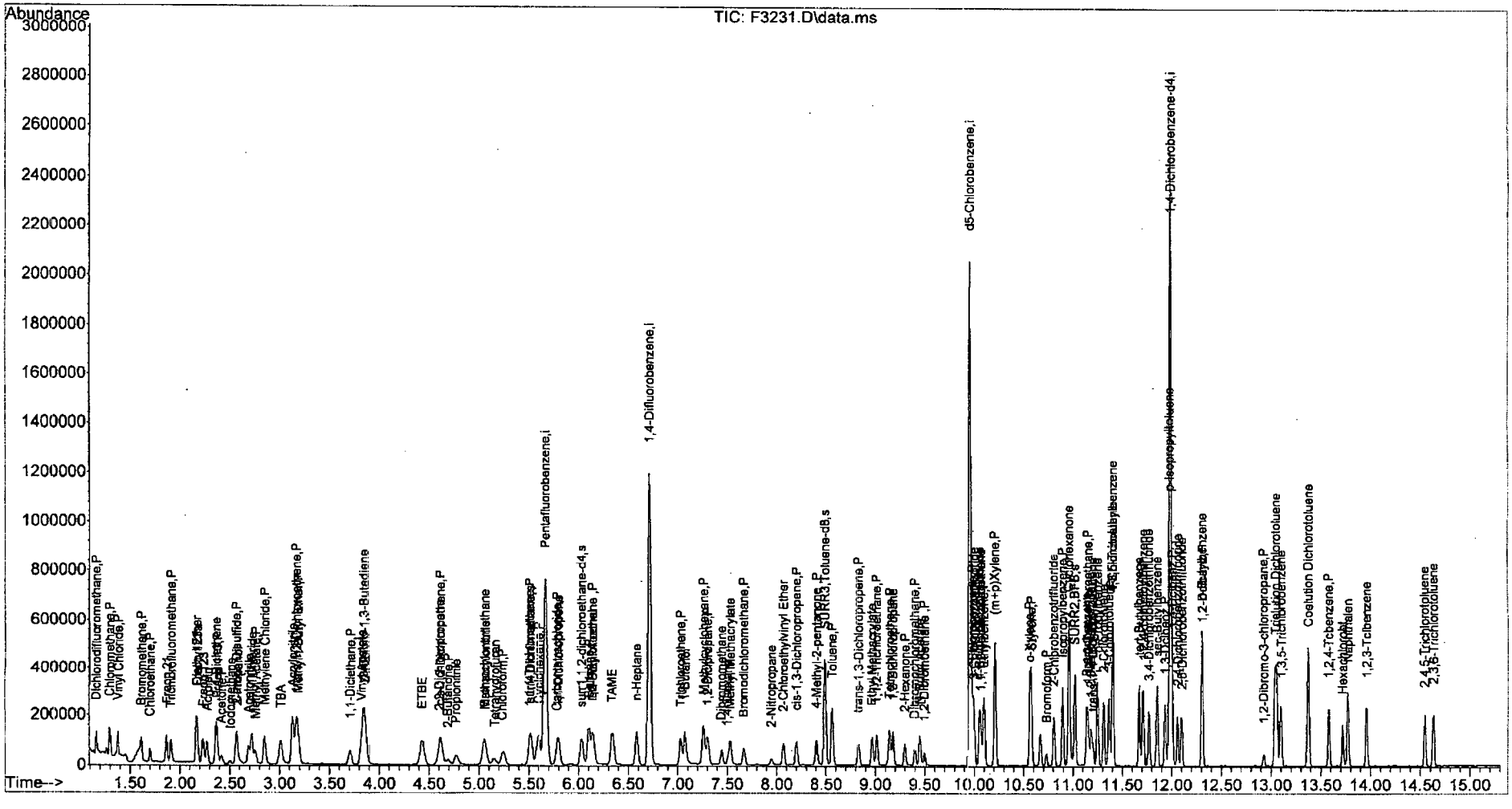

W101915.M Tue Oct 20 12:02:45 2015 MSVO10 Page: 4

Quantitation Report (QT Reviewed)

Data Path : I:\ACQUDATA\msvoa10\data\101915\
Data File : F3232.D
Acq On : 19 Oct 2015 8:00 pm
Operator : F. Naegler
Sample : 20 PPB STD Inst : MSVOA10
Misc :
ALS Vial : 6 Sample Multiplier: 1

Quant Time: Oct 20 10:00:08 2015
Quant Method : I:\ACQUDATA\MSVOA10\METHODS\W101915.M
Quant Title : MS#10 - 8260B WATERS 10mL Purge
QLast Update : Tue Oct 20 09:58:06 2015
Response via : Initial Calibration

FV 10/20/15
KL 10/20/15

Compound	R.T.	QIon	Response	Conc	Units		Dev(Min)
Internal Standards							
1) Pentafluorobenzene	5.671	168	711499	50.00	ug/L		0.00
41) 1,4-Difluorobenzene	6.714	114	1010205	50.00	ug/L		0.00
70) d5-Chlorobenzene	9.957	117	885467	50.00	ug/L		0.00
90) 1,4-Dichlorobenzene-d4	11.987	152	471983	50.00	ug/L		0.00
System Monitoring Compounds							
43) surr4,Dibrflmethane	5.513	113	111374	17.97	ug/L		0.00
Spiked Amount 50.000	Range 89 - 119		Recovery = 35.94%#				
46) surr1,1,2-dichloroetha...	6.031	65	153693	18.44	ug/L		0.00
Spiked Amount 50.000	Range 73 - 125		Recovery = 36.88%#				
64) SURR3,Toluene-d8	8.488	98	423775	18.41	ug/L		0.00
Spiked Amount 50.000	Range 87 - 121		Recovery = 36.82%#				
69) SURR2,BFB	11.018	95	165398	17.99	ug/L		0.00
Spiked Amount 50.000	Range 85 - 122		Recovery = 35.98%#				
Target Compounds							Qvalue
2) Dichlorodifluoromethane	1.160	85	222356	22.06	ug/L		99
3) Chloromethane	1.294	50	361099	21.06	ug/L		100
4) Vinyl Chloride	1.379	62	256431	21.58	ug/L		91
5) Bromomethane	1.617	94	115868	22.32	ug/L		99
6) Chloroethane	1.702	64	124524	21.06	ug/L		98
7) Freon 21	1.867	67	265581	19.35	ug/L		99
8) Trichlorofluoromethane	1.916	101	218730	21.44	ug/L		98
9) Diethyl Ether	2.166	59	173284	20.99	ug/L		90
10) Freon 123a	2.172	67	162161	19.10	ug/L		96
11) Freon 123	2.233	83	165456	18.80	ug/L		96
12) Acrolein	2.269	56	242113	98.37	ug/L		95
13) 1,1-Diclethene	2.367	96	121403	21.46	ug/L		91
14) Freon 113	2.373	101	128297	20.31	ug/L		88
15) Acetone	2.416	43	121437	18.93	ug/L		98
16) 2-Propanol	2.568	45	421193	329.14	ug/L		91
17) Iodomethane	2.507	142	140578	18.80	ug/L		99
18) Carbon Disulfide	2.562	76	328922	19.84	ug/L		98
19) Acetonitrile	2.684	40	160809	85.83	ug/L		95
20) Allyl Chloride	2.727	76	68543	23.02	ug/L	#	23
21) Methyl Acetate	2.757	43	245764	18.69	ug/L		99
22) Methylene Chloride	2.855	84	143347	19.38	ug/L		92
23) TBA	3.007	59	515956	341.41	ug/L		83
24) Acrylonitrile	3.129	53	628224	104.67	ug/L		98
25) Methyl-t-Butyl Ether	3.184	73	480946	20.82	ug/L		98
26) trans-1,2-Dichloroethene	3.166	96	134466	20.99	ug/L		96
27) 1,1-Diclethane	3.708	63	275001	21.63	ug/L		97
28) Vinyl Acetate	3.812	86	27766	20.00	ug/L	#	82
29) DIPE	3.855	45	737908	19.34	ug/L		98
30) 2-Chloro-1,3-Butadiene	3.836	53	314294	19.67	ug/L		99
31) ETBE	4.428	59	458626	19.85	ug/L		96
32) 2,2-Dichloropropane	4.610	77	134564	21.76	ug/L		96
33) cis-1,2-Dichloroethene	4.623	96	146195	23.21	ug/L	#	75
34) 2-Butanone	4.678	43	167619	18.40	ug/L		99
35) Propionitrile	4.769	54	243544	103.20	ug/L		98

Data Path : I:\ACQUDATA\msvoa10\data\101915\
Data File : F3232.D
Acq On : 19 Oct 2015 8:00 pm
Operator : F. Naegler
Sample : 20 PPB STD Inst : MSVOA10
Misc :
ALS Vial : 6 Sample Multiplier: 1

Quant Time: Oct 20 10:00:08 2015
Quant Method : I:\ACQUDATA\MSVOA10\METHODS\W101915.M
Quant Title : MS#10 - 8260B WATERS 10mL Purge
QLast Update : Tue Oct 20 09:58:06 2015
Response via : Initial Calibration

Compound	R.T.	QIon	Response	Conc	Units		Dev(Min)
36) Bromochloromethane	5.049	130	98275	23.45	ug/L		90
37) Methacrylonitrile	5.062	67	89748	20.36	ug/L	#	76
38) Tetrahydrofuran	5.147	42	113891	19.26	ug/L		95
39) Chloroform	5.245	83	256730	22.74	ug/L		93
40) 1,1,1-Trichloroethane	5.513	97	187562	23.56	ug/L		95
42) Cyclohexane	5.598	41	209454	20.82	ug/L		94
44) Carbontetrachloride	5.781	121	41620	18.59	ug/L		95
45) 1,1-Dichloropropene	5.799	75	182767	20.73	ug/L		98
47) Benzene	6.104	78	576234	21.40	ug/L		88
48) 1,2-Dichloroethane	6.147	62	240340	21.01	ug/L		95
49) Iso-Butyl Alcohol	6.141	43	280281	322.98	ug/L		99
50) TAME	6.342	73	367631	18.91	ug/L		95
51) n-Heptane	6.586	43	305383	21.25	ug/L		87
52) 1-Butanol	7.073	56	317361	793.67	ug/L		93
53) Trichloroethene	7.031	130	147623	21.32	ug/L		97
54) Methylcyclohexane	7.256	55	238137	19.76	ug/L		94
55) 1,2-Diclpropane	7.305	63	162195	21.56	ug/L		89
56) Dibromomethane	7.445	93	96156	22.25	ug/L		91
57) 1,4-Dioxane	7.500	88	66896	388.55	ug/L		99
58) Methyl Methacrylate	7.531	69	126014	20.21	ug/L	#	84
59) Bromodichloromethane	7.671	83	162976	20.56	ug/L		98
60) 2-Nitropropane	7.945	41	66538	34.26	ug/L		97
61) 2-Chloroethylvinyl Ether	8.067	63	119172	19.15	ug/L		90
62) cis-1,3-Dichloropropene	8.201	75	204665	21.39	ug/L		95
63) 4-Methyl-2-pentanone	8.402	43	319754	18.98	ug/L		97
65) Toluene	8.561	91	593354	21.45	ug/L		98
66) trans-1,3-Dichloropropene	8.829	75	162245	19.72	ug/L		97
67) Ethyl Methacrylate	8.963	69	198754	19.80	ug/L		86
68) 1,1,2-Trichloroethane	9.012	97	136024	21.00	ug/L		87
71) Tetrachloroethene	9.146	164	116185	21.22	ug/L	#	85
72) 2-Hexanone	9.299	43	235074	18.68	ug/L		93
73) 1,3-Dichloropropane	9.177	76	240154	21.70	ug/L		95
74) Dibromochloromethane	9.402	129	125908	20.53	ug/L		97
75) N-Butyl Acetate	9.451	43	389182	20.06	ug/L		94
76) 1,2-Dibromoethane	9.494	107	132222	21.39	ug/L		91
77) 3-Chlorobenzotrifluoride	10.000	180	213648	20.11	ug/L		96
78) Chlorobenzene	9.981	112	383415	20.54	ug/L		97
79) 4-Chlorobenzotrifluoride	10.055	180	193584	20.09	ug/L		96
80) 1,1,1,2-Tetrachloroethane	10.067	131	116411	20.27	ug/L		97
81) Ethylbenzene	10.097	106	204287	21.66	ug/L		95
82) (m+p)Xylene	10.213	106	516795	42.85	ug/L		94
83) o-Xylene	10.567	106	259736	21.71	ug/L		100
84) Styrene	10.579	104	434100	21.08	ug/L		97
85) Bromoform	10.731	173	84018	18.68	ug/L		94
86) 2-Chlorobenzotrifluoride	10.810	180	209364	19.88	ug/L		97
87) Isopropylbenzene	10.896	105	679165	21.75	ug/L		98
88) Cyclohexanone	10.957	55	885395	432.91	ug/L		91
89) trans-1,4-Dichloro-2-B...	11.201	53	74900	21.19	ug/L		78
91) 1,1,2,2-Tetrachloroethane	11.152	83	206216	21.60	ug/L		96
92) Bromobenzene	11.140	156	177310	22.40	ug/L		95
93) 1,2,3-Trichloropropane	11.182	110	66816	21.58	ug/L		98

Quantitation Report (QT Reviewed)

Data Path : I:\ACQUDATA\msvoa10\data\101915\
Data File : F3232.D
Acq On : 19 Oct 2015 8:00 pm
Operator : F. Naegler
Sample : 20 PPB STD Inst : MSVOA10
Misc :
ALS Vial : 6 Sample Multiplier: 1

Quant Time: Oct 20 10:00:08 2015
Quant Method : I:\ACQUDATA\MSVOA10\METHODS\W101915.M
Quant Title : MS#10 - 8260B WATERS 10mL Purge
QLast Update : Tue Oct 20 09:58:06 2015
Response via : Initial Calibration

	Compound	R.T.	QIon	Response	Conc	Units		Dev(Min)
94)	n-Propylbenzene	11.249	91	807315	22.86	ug/L		97
95)	2-Chlorotoluene	11.310	91	454394	22.22	ug/L		97
96)	3-Chlorotoluene	11.365	91	462136	21.46	ug/L		97
97)	4-Chlorotoluene	11.402	91	526181	21.62	ug/L		99
98)	1,3,5-Trimethylbenzene	11.402	105	542297	21.97	ug/L		98
99)	tert-Butylbenzene	11.670	119	500892	22.27	ug/L		97
100)	1,2,4-Trimethylbenzene	11.707	105	570129	22.33	ug/L		97
101)	3,4-Dichlorobenzotrifl...	11.768	214	164591	21.02	ug/L		93
102)	sec-Butylbenzene	11.853	105	725486	22.51	ug/L		98
103)	p-Isopropyltoluene	11.975	119	588867	22.48	ug/L		99
104)	1,3-Dclbenz	11.932	146	313500	20.91	ug/L		95
105)	1,4-Dclbenz	12.005	146	320272	21.05	ug/L		95
106)	2,4-Dichlorobenzotrifl...	12.060	214	151211	21.45	ug/L		96
107)	2,5-Dichlorobenzotrifl...	12.097	214	173056	21.44	ug/L		97
108)	n-Butylbenzene	12.304	91	542320	22.23	ug/L		98
109)	1,2-Dclbenz	12.310	146	324560	21.84	ug/L		95
110)	1,2-Dibromo-3-chloropr...	12.932	157	38602	19.07	ug/L	#	80
111)	Trielution Dichlorotol...	13.042	125	899349	65.76	ug/L		93
112)	1,3,5-Trichlorobenzene	13.103	180	250338	20.91	ug/L		95
113)	Coelution Dichlorotoluene	13.371	125	672367	43.91	ug/L		99
114)	1,2,4-Tcbenzene	13.584	180	246182	21.50	ug/L		98
115)	Hexachlorobt	13.718	225	105015	20.87	ug/L		95
116)	Naphthalen	13.773	128	768047	22.36	ug/L		99
117)	1,2,3-Tclbenzene	13.962	180	259904	22.08	ug/L		97
118)	2,4,5-Trichlorotoluene	14.548	159	192029	21.60	ug/L		90
119)	2,3,6-Trichlorotoluene	14.633	159	175275	21.68	ug/L		97

(#) = qualifier out of range (m) = manual integration (+) = signals summed

Quantitation Report (QT Reviewed)

Data Path : I:\ACQUDATA\msvoa10\data\101915\
Data File : F3232.D
Acq On : 19 Oct 2015 8:00 pm
Operator : F. Naegler
Sample : 20 PPB STD Inst : MSVOA10
Misc :
ALS Vial : 6 Sample Multiplier: 1

Quant Time: Oct 20 10:00:08 2015
Quant Method : I:\ACQUDATA\MSVOA10\METHODS\W101915.M
Quant Title : MS#10 - 8260B WATERS 10mL Purge
QLast Update : Tue Oct 20 09:58:06 2015
Response via : Initial Calibration

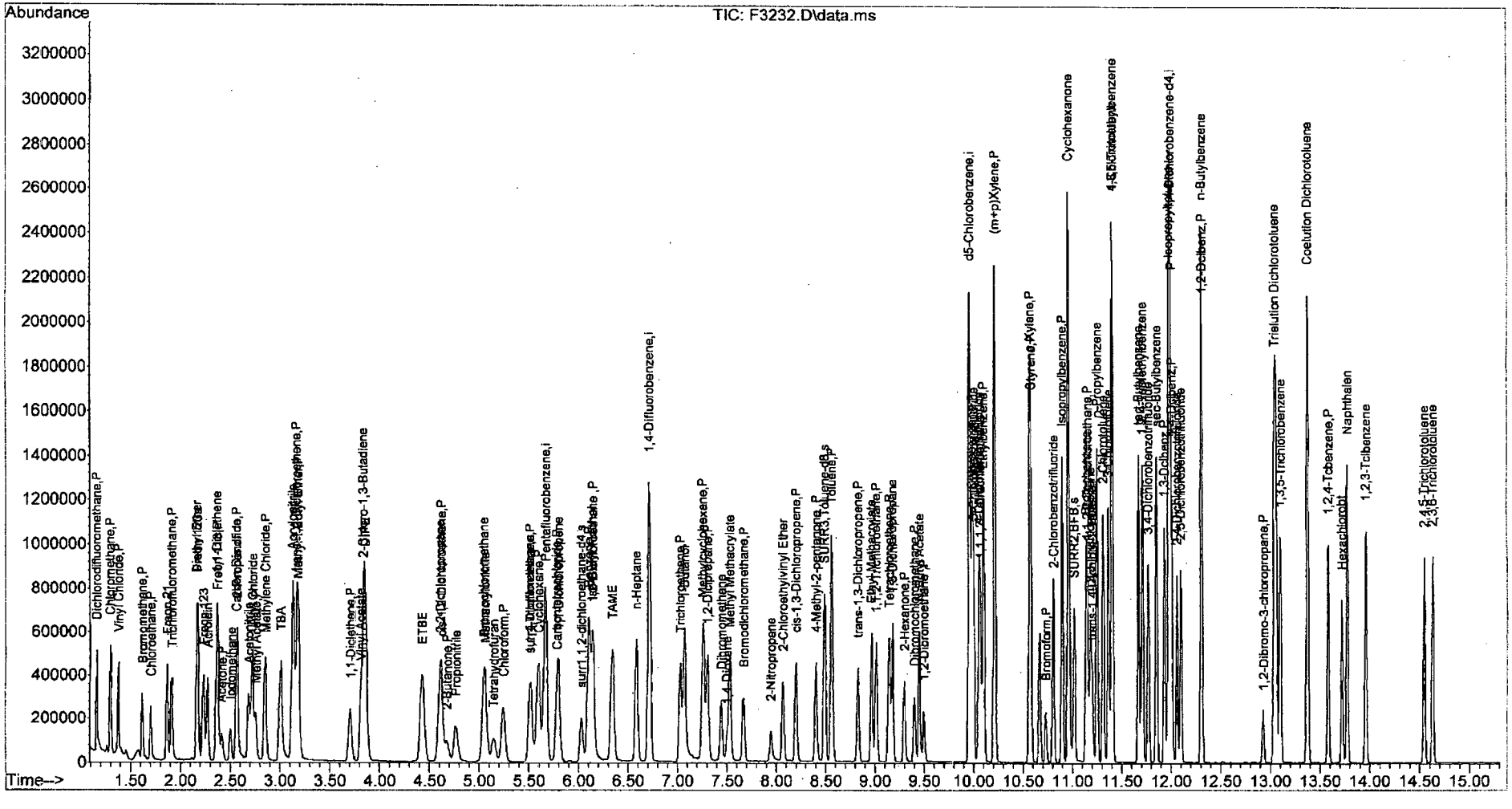

W101915.M Tue Oct 20 12:02:54 2015 MSVO10 Page: 4

Quantitation Report (QT Reviewed)

Data Path : I:\ACQUDATA\msvoa10\data\101915\
Data File : F3233.D
Acq On : 19 Oct 2015 8:24 pm
Operator : F. Naegler
Sample : 50 PPB STD Inst : MSVOA10
Misc :
ALS Vial : 7 Sample Multiplier: 1

Quant Time: Oct 20 10:26:30 2015
Quant Method : I:\ACQUDATA\MSVOA10\METHODS\W101915.M
Quant Title : MS#10 - 8260B WATERS 10mL Purge
QLast Update : Tue Oct 20 09:58:06 2015
Response via : Initial Calibration

FN 10/20/15
KF 10/20/15

Compound	R.T.	QIon	Response	Conc	Units	Dev(Min)
Internal Standards						
1) Pentafluorobenzene	5.665	168	686550	50.00	ug/L	0.00
41) 1,4-Difluorobenzene	6.714	114	983338	50.00	ug/L	0.00
70) d5-Chlorobenzene	9.957	117	882179	50.00	ug/L	0.00
90) 1,4-Dichlorobenzene-d4	11.987	152	479716	50.00	ug/L	0.00
System Monitoring Compounds						
43) surr4,Dibrflmethane	5.519	113	303360	50.29	ug/L	0.00
Spiked Amount 50.000	Range 89 - 119		Recovery = 100.58%			
46) surr1,1,2-dichloroetha...	6.031	65	407416	50.22	ug/L	0.00
Spiked Amount 50.000	Range 73 - 125		Recovery = 100.44%			
64) SURR3,Toluene-d8	8.488	98	1140573	50.91	ug/L	0.00
Spiked Amount 50.000	Range 87 - 121		Recovery = 101.82%			
69) SURR2,BFB	11.018	95	440997	49.29	ug/L	0.00
Spiked Amount 50.000	Range 85 - 122		Recovery = 98.58%			
Target Compounds						Qvalue
2) Dichlorodifluoromethane	1.160	85	511947	52.63	ug/L	96
3) Chloromethane	1.294	50	833998	50.42	ug/L	98
4) Vinyl Chloride	1.373	62	571441	49.84	ug/L	92
5) Bromomethane	1.611	94	203871	40.70	ug/L	98
6) Chloroethane	1.697	64	285907	50.11	ug/L	94
7) Freon 21	1.861	67	663059	50.07	ug/L	99
8) Trichlorofluoromethane	1.910	101	502678	51.07	ug/L	100
9) Diethyl Ether	2.166	59	401913	50.45	ug/L	91
10) Freon 123a	2.172	67	399424	48.74	ug/L	96
11) Freon 123	2.233	83	415590	48.93	ug/L	95
12) Acrolein	2.270	56	605570	254.99	ug/L	94
13) 1,1-Diclethene	2.361	96	271311	49.69	ug/L	89
14) Freon 113	2.373	101	287707	47.19	ug/L	95
15) Acetone	2.416	43	304420	49.18	ug/L	97
16) 2-Propanol	2.574	45	1242167	1005.98	ug/L	92
17) Iodomethane	2.501	142	467933	64.85	ug/L	94
18) Carbon Disulfide	2.562	76	794314	49.65	ug/L	100
19) Acetonitrile	2.684	40	381136m	210.83	ug/L	
20) Allyl Chloride	2.727	76	157013	54.66	ug/L #	19
21) Methyl Acetate	2.751	43	640778	50.50	ug/L	96
22) Methylene Chloride	2.849	84	330223	46.27	ug/L #	89
23) TBA	3.013	59	1520098	1042.40	ug/L	88
24) Acrylonitrile	3.129	53	1525329	263.37	ug/L	98
25) Methyl-t-Butyl Ether	3.178	73	1135616	50.95	ug/L	98
26) trans-1,2-Dichloroethene	3.166	96	296725	48.01	ug/L	97
27) 1,1-Diclethane	3.702	63	627939	51.19	ug/L	97
28) Vinyl Acetate	3.818	86	72037	53.77	ug/L #	90
29) DIPE	3.855	45	1782209	48.41	ug/L	98
30) 2-Chloro-1,3-Butadiene	3.842	53	768677	49.85	ug/L	97
31) ETBE	4.428	59	1184567	53.12	ug/L	99
32) 2,2-Dichloropropane	4.611	77	330307	55.34	ug/L	98
33) cis-1,2-Dichloroethene	4.623	96	331853	54.59	ug/L	89
34) 2-Butanone	4.678	43	422353	48.04	ug/L	99
35) Propionitrile	4.769	54	620275	272.38	ug/L	97

Quantitation Report (QT Reviewed)

Data Path : I:\ACQUDATA\msvoa10\data\101915\
Data File : F3233.D
Acq On : 19 Oct 2015 8:24 pm
Operator : F. Naegler
Sample : 50 PPB STD Inst : MSVOA10
Misc :
ALS Vial : 7 Sample Multiplier: 1

Quant Time: Oct 20 10:26:30 2015
Quant Method : I:\ACQUDATA\MSVOA10\METHODS\W101915.M
Quant Title : MS#10 - 8260B WATERS 10mL Purge
QLast Update : Tue Oct 20 09:58:06 2015
Response via : Initial Calibration

Compound	R.T.	QIon	Response	Conc Units		Dev(Min)
36) Bromochloromethane	5.050	130	229083	56.64 ug/L	#	84
37) Methacrylonitrile	5.062	67	217090	51.05 ug/L	#	71
38) Tetrahydrofuran	5.135	42	294537	51.62 ug/L		94
39) Chloroform	5.245	83	563630	51.74 ug/L		97
40) 1,1,1-Trichloroethane	5.513	97	442483	57.60 ug/L		95
42) Cyclohexane	5.592	41	510056	52.08 ug/L		99
44) Carbontetrachloride	5.781	121	113723	52.18 ug/L		97
45) 1,1-Dichloropropene	5.799	75	416979	48.60 ug/L		96
47) Benzene	6.104	78	1287753	49.13 ug/L		88
48) 1,2-Dichloroethane	6.147	62	563412	50.60 ug/L		98
49) Iso-Butyl Alcohol	6.147	43	871161	1031.31 ug/L		98
50) TAME	6.342	73	948001	50.09 ug/L		95
51) n-Heptane	6.586	43	680743	48.65 ug/L		93
52) 1-Butanol	7.074	56	1129233	2901.20 ug/L		85
53) Trichloroethene	7.031	130	343599	50.98 ug/L		94
54) Methylcyclohexane	7.263	55	568095	48.43 ug/L		96
55) 1,2-Diclpropane	7.305	63	378100	51.64 ug/L		97
56) Dibromomethane	7.445	93	217524	51.70 ug/L	#	83
57) 1,4-Dioxane	7.500	88	164773	983.18 ug/L		91
58) Methyl Methacrylate	7.531	69	308117	50.78 ug/L	#	79
59) Bromodichloromethane	7.671	83	397502	51.53 ug/L		96
60) 2-Nitropropane	7.945	41	189032	99.99 ug/L		100
61) 2-Chloroethylvinyl Ether	8.067	63	306850	50.65 ug/L		92
62) cis-1,3-Dichloropropene	8.201	75	506094	54.34 ug/L		98
63) 4-Methyl-2-pentanone	8.403	43	793800	48.41 ug/L		95
65) Toluene	8.561	91	1352198	50.22 ug/L		100
66) trans-1,3-Dichloropropene	8.829	75	433908	54.19 ug/L		98
67) Ethyl Methacrylate	8.970	69	530714	54.33 ug/L		90
68) 1,1,2-Trichloroethane	9.012	97	318299	50.49 ug/L		86
71) Tetrachloroethene	9.146	164	260627	47.78 ug/L		90
72) 2-Hexanone	9.299	43	618660	49.35 ug/L		95
73) 1,3-Dichloropropane	9.177	76	552453	50.10 ug/L		95
74) Dibromochloromethane	9.402	129	324984	53.18 ug/L		98
75) N-Butyl Acetate	9.451	43	1056898	54.67 ug/L		96
76) 1,2-Dibromoethane	9.494	107	336739	54.69 ug/L		98
77) 3-Chlorobenzotrifluoride	10.000	180	546683	51.64 ug/L		98
78) Chlorobenzene	9.982	112	896074	48.19 ug/L		96
79) 4-Chlorobenzotrifluoride	10.055	180	476142	49.59 ug/L		95
80) 1,1,1,2-Tetrachloroethane	10.067	131	317056	55.41 ug/L		99
81) Ethylbenzene	10.103	106	473558	50.40 ug/L		91
82) (m+p)Xylene	10.213	106	1192643	99.27 ug/L		93
83) o-Xylene	10.567	106	600351	50.37 ug/L		99
84) Styrene	10.579	104	1027923	50.09 ug/L		97
85) Bromoform	10.731	173	231387	51.63 ug/L		96
86) 2-Chlorobenzotrifluoride	10.805	180	531485	50.66 ug/L		99
87) Isopropylbenzene	10.896	105	1556867	50.05 ug/L		98
88) Cyclohexanone	10.957	55	2232428	1095.62 ug/L		91
89) trans-1,4-Dichloro-2-B...	11.201	53	183949	52.24 ug/L		89
91) 1,1,2,2-Tetrachloroethane	11.152	83	511312	52.69 ug/L		92
92) Bromobenzene	11.140	156	401577	49.92 ug/L		93
93) 1,2,3-Trichloropropane	11.183	110	155210	49.33 ug/L	#	80

Data Path : I:\ACQUDATA\msvoa10\data\101915\
Data File : F3233.D
Acq On : 19 Oct 2015 8:24 pm
Operator : F. Naegler
Sample : 50 PPB STD Inst : MSVOA10
Misc :
ALS Vial : 7 Sample Multiplier: 1

Quant Time: Oct 20 10:26:30 2015
Quant Method : I:\ACQUDATA\MSVOA10\METHODS\W101915.M
Quant Title : MS#10 - 8260B WATERS 10mL Purge
QLast Update : Tue Oct 20 09:58:06 2015
Response via : Initial Calibration

	Compound	R.T.	QIon	Response	Conc	Units	Dev(Min)
94)	n-Propylbenzene	11.250	91	1846738	51.46	ug/L	98
95)	2-Chlorotoluene	11.311	91	1069351	51.44	ug/L	99
96)	3-Chlorotoluene	11.365	91	1148187	52.45	ug/L	96
97)	4-Chlorotoluene	11.408	91	1236517	49.99	ug/L	96
98)	1,3,5-Trimethylbenzene	11.402	105	1299401	51.79	ug/L	97
99)	tert-Butylbenzene	11.670	119	1171681	51.26	ug/L	97
100)	1,2,4-Trimethylbenzene	11.707	105	1322685	50.97	ug/L	96
101)	3,4-Dichlorobenzotrifl...	11.774	214	397788	49.99	ug/L	97
102)	sec-Butylbenzene	11.853	105	1682695	51.36	ug/L	97
103)	p-Isopropyltoluene	11.975	119	1381840	51.89	ug/L	99
104)	1,3-Dclbenz	11.932	146	759247	49.82	ug/L	98
105)	1,4-Dclbenz	12.006	146	771927	49.91	ug/L	98
106)	2,4-Dichlorobenzotrifl...	12.060	214	369792	51.62	ug/L	96
107)	2,5-Dichlorobenzotrifl...	12.097	214	426516	51.99	ug/L	97
108)	n-Butylbenzene	12.304	91	1267553	51.12	ug/L	99
109)	1,2-Dclbenz	12.310	146	759682	50.30	ug/L	95
110)	1,2-Dibromo-3-chloropr...	12.932	157	120191	58.42	ug/L	93
111)	Trielution Dichlorotol...	13.048	125	2272992	163.51	ug/L	99
112)	1,3,5-Trichlorobenzene	13.103	180	641876	52.74	ug/L	99
113)	Coelution Dichlorotoluene	13.377	125	1717611	110.38	ug/L	96
114)	1,2,4-Tcbenzene	13.584	180	608808	52.31	ug/L	99
115)	Hexachlorobt	13.719	225	248924	48.68	ug/L	94
116)	Naphthalen	13.773	128	1934224	55.41	ug/L	98
117)	1,2,3-Tclbenzene	13.962	180	630603	52.71	ug/L	97
118)	2,4,5-Trichlorotoluene	14.548	159	492443	54.49	ug/L	97
119)	2,3,6-Trichlorotoluene	14.633	159	438398	53.34	ug/L	96

(#) = qualifier out of range (m) = manual integration (+) = signals summed

Quantitation Report (Qedit)

Data Path : I:\ACQUDATA\msvoa10\data\101915\
Data File : F3233.D
Acq On : 19 Oct 2015 8:24 pm
Operator : F. Naegler
Sample : 50 PPB STD Inst : MSVOA10
Misc :
ALS Vial : 7 Sample Multiplier: 1

Quant Time: Oct 20 10:00:30 2015
Quant Method : I:\ACQUDATA\MSVOA10\METHODS\W101915.M
Quant Title : MS#10 - 8260B WATERS 10mL Purge
QLast Update : Tue Oct 20 09:58:06 2015
Response via : Initial Calibration

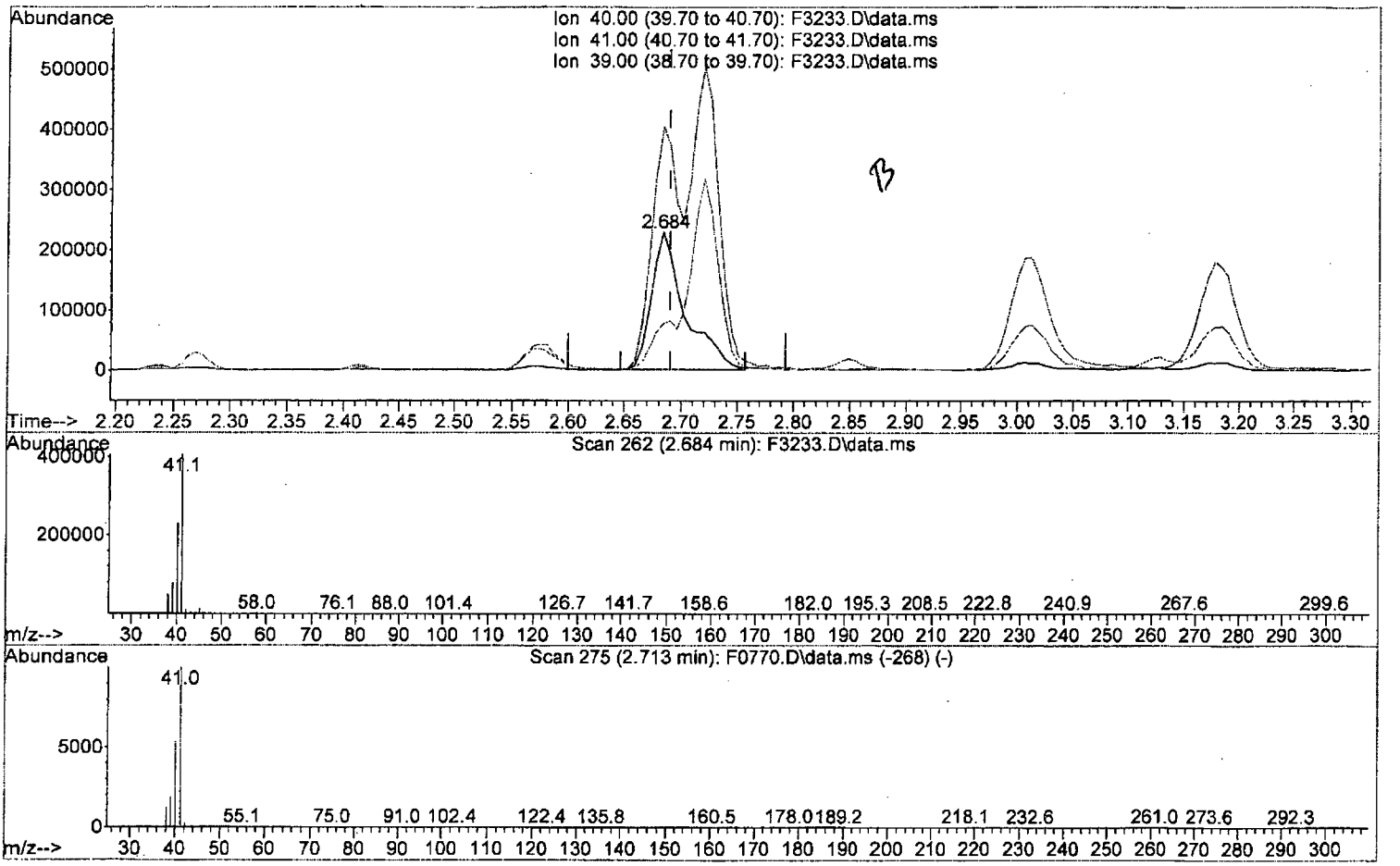

TIC: F3233.D\data.ms

(19) Acetonitrile

2.684min (-0.006) 256.70 ug/L

response 464051

Ion	Exp%	Act%
40.00	100	100
41.00	185.70	176.44
39.00	35.30	33.98
0.00	0.00	0.00

Quantitation Report (Qedit)

Data Path : I:\ACQUDATA\msvoa10\data\101915\
Data File : F3233.D
Acq On : 19 Oct 2015 8:24 pm
Operator : F. Naegler
Sample : 50 PPB STD Inst : MSVOA10
Misc :
ALS Vial : 7 Sample Multiplier: 1

Quant Time: Oct 20 10:00:30 2015
Quant Method : I:\ACQUDATA\MSVOA10\METHODS\W101915.M
Quant Title : MS#10 - 8260B WATERS 10mL Purge
QLast Update : Tue Oct 20 09:58:06 2015
Response via : Initial Calibration

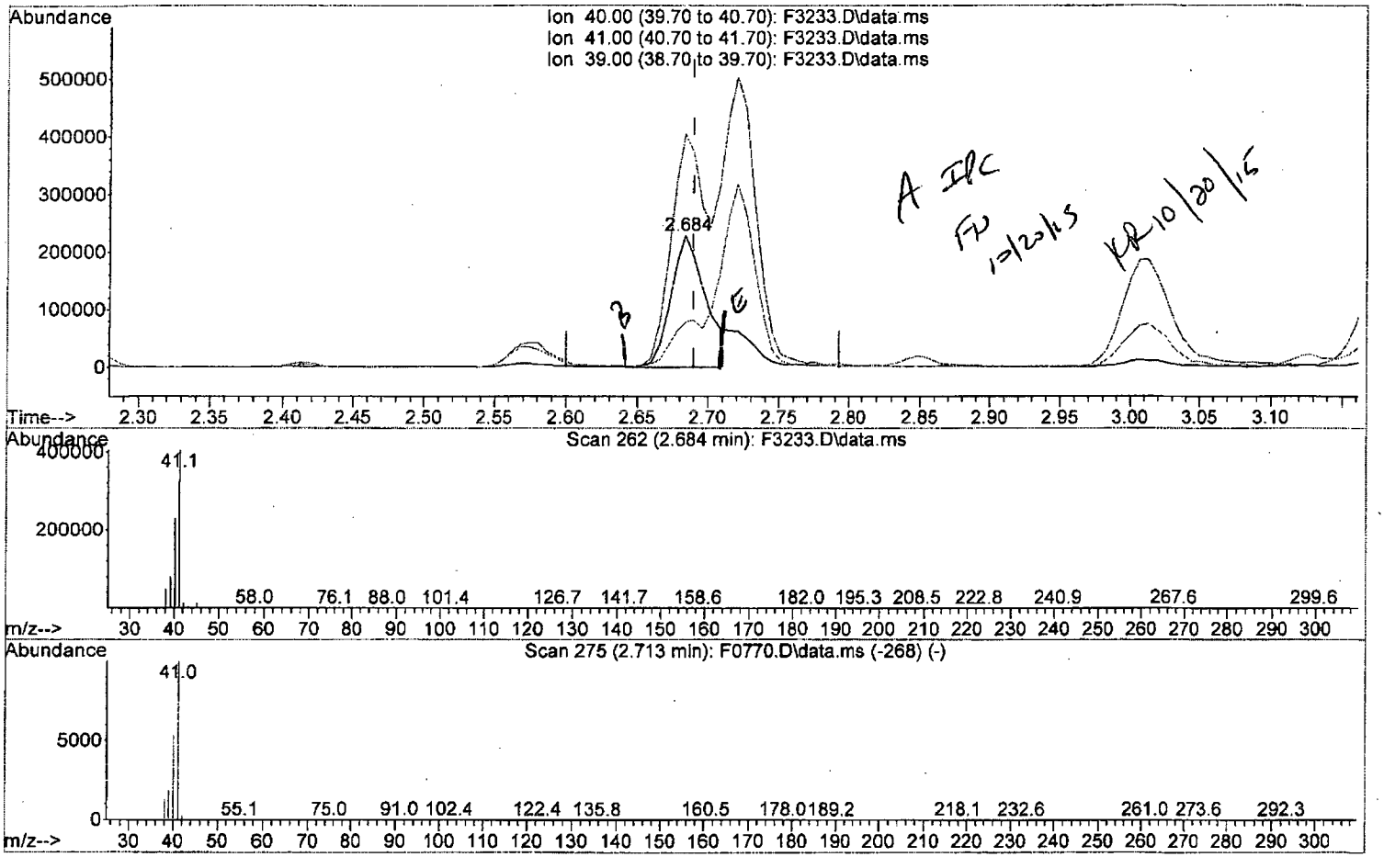

TIC: F3233.D\data.ms

(19) Acetonitrile

2.684min (-0.006) 210.83 ug/L m

response 381136

Ion	Exp%	Act%
40.00	100	100
41.00	185.70	176.44
39.00	35.30	33.98
0.00	0.00	0.00

Quantitation Report (QT Reviewed)

Data Path : I:\ACQUDATA\msvoa10\data\101915\
Data File : F3233.D
Acq On : 19 Oct 2015 8:24 pm
Operator : F. Naegler
Sample : 50 PPB STD Inst : MSVOA10
Misc :
ALS Vial : 7 Sample Multiplier: 1

Quant Time: Oct 20 10:26:30 2015
Quant Method : I:\ACQUDATA\MSVOA10\METHODS\W101915.M
Quant Title : MS#10 - 8260B WATERS 10mL Purge
QLast Update : Tue Oct 20 09:58:06 2015
Response via : Initial Calibration

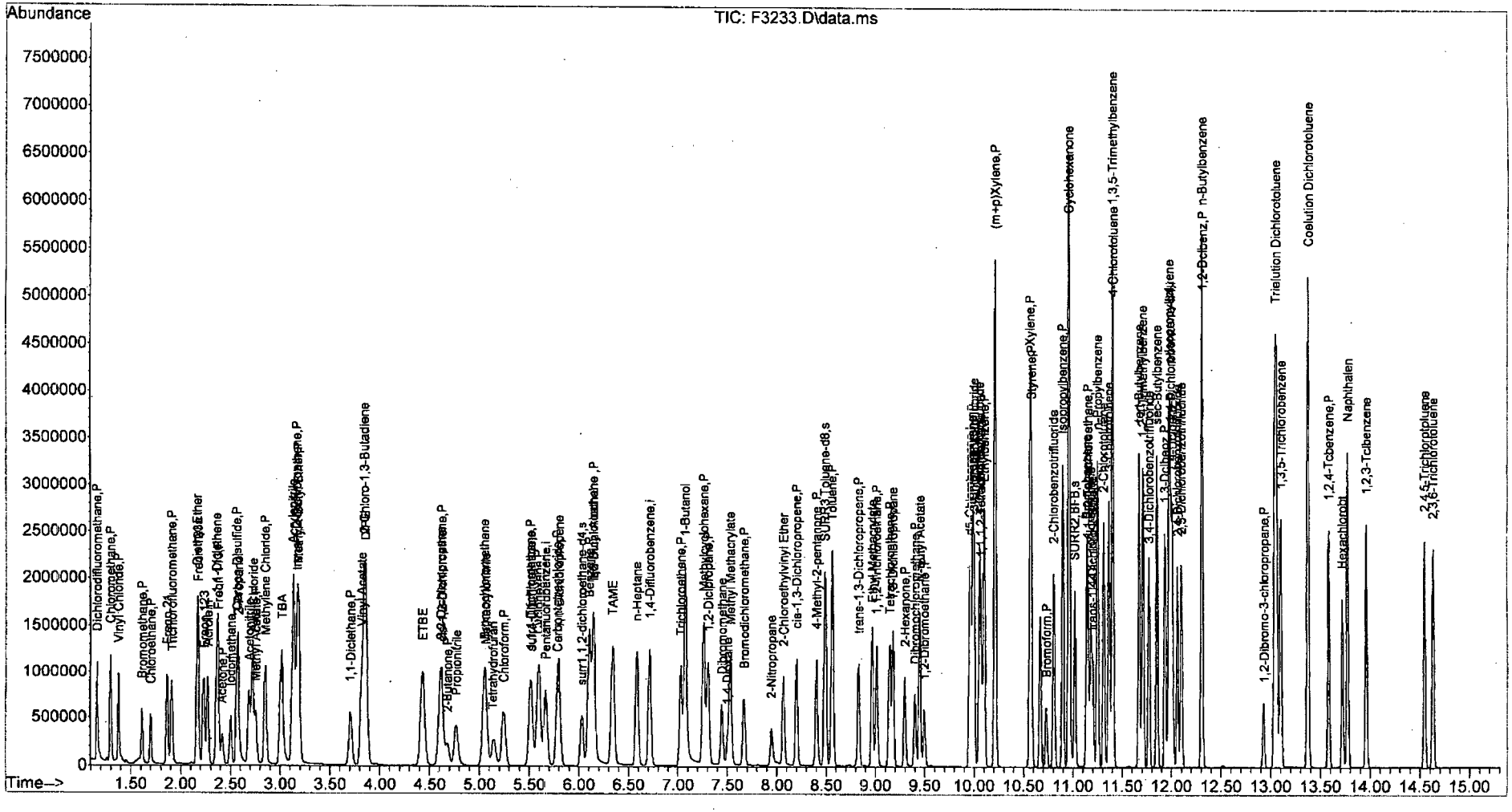

W101915.M Tue Oct 20 12:03:04 2015 MSVO10 Page: 4

Quantitation Report (QT Reviewed)

Data Path : I:\ACQUDATA\msvoa10\data\101915\
Data File : F3234.D
Acq On : 19 Oct 2015 8:48 pm
Operator : F. Naegler
Sample : 100 PPB STD Inst : MSVOA10
Misc :
ALS Vial : 8 Sample Multiplier: 1

Quant Time: Oct 20 10:28:05 2015
Quant Method : I:\ACQUDATA\MSVOA10\METHODS\W101915.M
Quant Title : MS#10 - 8260B WATERS 10mL Purge
QLast Update : Tue Oct 20 09:58:06 2015
Response via : Initial Calibration

FV 10/20/15 KB 10/20/15

Compound	R.T.	QIon	Response	Conc	Units		Dev(Min)
Internal Standards							
1) Pentafluorobenzene	5.665	168	685772	50.00	ug/L		0.00
41) 1,4-Difluorobenzene	6.714	114	984607	50.00	ug/L		0.00
70) d5-Chlorobenzene	9.957	117	901187	50.00	ug/L		0.00
90) 1,4-Dichlorobenzene-d4	11.987	152	505611	50.00	ug/L		0.00
System Monitoring Compounds							
43) surr4,Dibrflmethane	5.519	113	629908	104.29	ug/L		0.00
Spiked Amount 50.000	Range 89 - 119		Recovery = 208.58%#				
46) surr1,1,2-dichloroetha...	6.031	65	826934	101.79	ug/L		0.00
Spiked Amount 50.000	Range 73 - 125		Recovery = 203.58%#				
64) SURR3,Toluene-d8	8.488	98	2257081	100.61	ug/L		0.00
Spiked Amount 50.000	Range 87 - 121		Recovery = 201.22%#				
69) SURR2,BFB	11.018	95	928888	103.69	ug/L		0.00
Spiked Amount 50.000	Range 85 - 122		Recovery = 207.38%#				
Target Compounds							Qvalue
2) Dichlorodifluoromethane	1.160	85	1064587	109.57	ug/L		98
3) Chloromethane	1.294	50	1710848	103.55	ug/L		99
4) Vinyl Chloride	1.379	62	1177612	102.83	ug/L		96
5) Bromomethane	1.611	94	364994	72.94	ug/L		100
6) Chloroethane	1.690	64	573444	100.61	ug/L		92
7) Freon 21	1.861	67	1379379	104.29	ug/L		97
8) Trichlorofluoromethane	1.904	101	1032806	105.05	ug/L		98
9) Diethyl Ether	2.166	59	805413	101.21	ug/L		88
10) Freon 123a	2.172	67	833200	101.79	ug/L		99
11) Freon 123	2.233	83	879590	103.67	ug/L		97
12) Acrolein	2.269	56	1222136	515.19	ug/L		96
13) 1,1-Diclethene	2.361	96	552817	101.37	ug/L	#	85
14) Freon 113	2.373	101	609574	100.10	ug/L		92
15) Acetone	2.416	43	582792	94.25	ug/L		98
16) 2-Propanol	2.586	45	2779196	2253.30	ug/L		95
17) Iodomethane	2.501	142	1028774	142.73	ug/L		94
18) Carbon Disulfide	2.562	76	1720645	107.68	ug/L		99
19) Acetonitrile	2.690	40	747631m	414.03	ug/L		
20) Allyl Chloride	2.721	76	327912	114.28	ug/L	#	1
21) Methyl Acetate	2.757	43	1289149	101.71	ug/L		98
22) Methylene Chloride	2.849	84	671052	94.14	ug/L		91
23) TBA	3.025	59	3292609	2260.45	ug/L		88
24) Acrylonitrile	3.129	53	2980667	515.23	ug/L		100
25) Methyl-t-Butyl Ether	3.184	73	2308160	103.67	ug/L		98
26) trans-1,2-Dichloroethene	3.166	96	621021	100.59	ug/L		93
27) 1,1-Diclethane	3.708	63	1309256	106.86	ug/L		99
28) Vinyl Acetate	3.812	86	163694	122.32	ug/L	#	91
29) DIPE	3.854	45	3795813	103.22	ug/L		98
30) 2-Chloro-1,3-Butadiene	3.842	53	1638059	106.35	ug/L		98
31) ETBE	4.428	59	2566525	115.23	ug/L		98
32) 2,2-Dichloropropane	4.610	77	736940	123.62	ug/L		97
33) cis-1,2-Dichloroethene	4.623	96	685552	112.90	ug/L	#	85
34) 2-Butanone	4.684	43	885500	100.83	ug/L		97
35) Propionitrile	4.769	54	1217220	535.12	ug/L		99

Data Path : I:\ACQUDATA\msvoa10\data\101915\
Data File : F3234.D
Acq On : 19 Oct 2015 8:48 pm
Operator : F. Naegler
Sample : 100 PPB STD Inst : MSVOA10
Misc :
ALS Vial : 8 Sample Multiplier: 1

Quant Time: Oct 20 10:28:05 2015
Quant Method : I:\ACQUDATA\MSVOA10\METHODS\W101915.M
Quant Title : MS#10 - 8260B WATERS 10mL Purge
QLast Update : Tue Oct 20 09:58:06 2015
Response via : Initial Calibration

Compound	R.T.	QIon	Response	Conc	Units		Dev(Min)
36) Bromochloromethane	5.049	130	472867	117.05	ug/L		88
37) Methacrylonitrile	5.062	67	430465	101.33	ug/L	#	60
38) Tetrahydrofuran	5.141	42	598236	104.97	ug/L		99
39) Chloroform	5.244	83	1156641	106.30	ug/L		97
40) 1,1,1-Trichloroethane	5.513	97	931279	121.38	ug/L		96
42) Cyclohexane	5.598	41	1046697	106.74	ug/L		93
44) Carbontetrachloride	5.781	121	249641	114.40	ug/L		99
45) 1,1-Dichloropropene	5.799	75	852352	99.21	ug/L		98
47) Benzene	6.104	78	2589789	98.68	ug/L		85
48) 1,2-Dichloroethane	6.147	62	1145345	102.73	ug/L		98
49) Iso-Butyl Alcohol	6.159	43	2014020	2381.19	ug/L		100
50) TAME	6.342	73	2090910	110.33	ug/L		93
51) n-Heptane	6.586	43	1401204	100.01	ug/L		92
52) 1-Butanol	7.086	56	2607806	6691.27	ug/L		89
53) Trichloroethene	7.031	130	694277	102.88	ug/L		99
54) Methylcyclohexane	7.262	55	1199005	102.09	ug/L		96
55) 1,2-Diclpropane	7.305	63	763919	104.20	ug/L		96
56) Dibromomethane	7.445	93	442928	105.13	ug/L		91
57) 1,4-Dioxane	7.506	88	336828	2007.23	ug/L		95
58) Methyl Methacrylate	7.531	69	655082	107.82	ug/L	#	77
59) Bromodichloromethane	7.671	83	850097	110.06	ug/L		99
60) 2-Nitropropane	7.945	41	453648	239.66	ug/L		94
61) 2-Chloroethylvinyl Ether	8.067	63	645184	106.36	ug/L		94
62) cis-1,3-Dichloropropene	8.201	75	1062099	113.89	ug/L		98
63) 4-Methyl-2-pentanone	8.402	43	1690936	103.00	ug/L		95
65) Toluene	8.561	91	2764906	102.56	ug/L		99
66) trans-1,3-Dichloropropene	8.829	75	941693	117.46	ug/L		100
67) Ethyl Methacrylate	8.969	69	1136538	116.19	ug/L		90
68) 1,1,2-Trichloroethane	9.012	97	638920	101.21	ug/L		90
71) Tetrachloroethene	9.146	164	542926	97.44	ug/L		93
72) 2-Hexanone	9.299	43	1280842	100.02	ug/L		95
73) 1,3-Dichloropropane	9.177	76	1117729	99.23	ug/L		95
74) Dibromochloromethane	9.402	129	719366	115.23	ug/L		99
75) N-Butyl Acetate	9.451	43	2315483	117.25	ug/L		96
76) 1,2-Dibromoethane	9.494	107	696008	110.65	ug/L		96
77) 3-Chlorobenzotrifluoride	10.000	180	1054309	97.50	ug/L		98
78) Chlorobenzene	9.981	112	1841543	96.95	ug/L		100
79) 4-Chlorobenzotrifluoride	10.055	180	947312	96.58	ug/L		95
80) 1,1,1,2-Tetrachloroethane	10.067	131	672853	115.12	ug/L		95
81) Ethylbenzene	10.103	106	992493	103.39	ug/L	#	89
82) (m+p)Xylene	10.213	106	2430390	198.02	ug/L	#	88
83) o-Xylene	10.567	106	1255222	103.10	ug/L		96
84) Styrene	10.579	104	2125461	101.39	ug/L		99
85) Bromoform	10.731	173	538668	117.66	ug/L		97
86) 2-Chlorobenzotrifluoride	10.810	180	1067587	99.61	ug/L		99
87) Isopropylbenzene	10.896	105	3201194	100.73	ug/L		95
88) Cyclohexanone	10.963	55	4302165	2066.85	ug/L		91
89) trans-1,4-Dichloro-2-B...	11.201	53	404926	112.57	ug/L		97
91) 1,1,2,2-Tetrachloroethane	11.152	83	1077574	105.36	ug/L		97
92) Bromobenzene	11.140	156	829260	97.80	ug/L		91
93) 1,2,3-Trichloropropane	11.182	110	334597	100.89	ug/L	#	88

Data Path : I:\ACQUDATA\msvoa10\data\101915\
Data File : F3234.D
Acq On : 19 Oct 2015 8:48 pm
Operator : F. Naegler
Sample : 100 PPB STD Inst : MSVOA10
Misc :
ALS Vial : 8 Sample Multiplier: 1

Quant Time: Oct 20 10:28:05 2015
Quant Method : I:\ACQUDATA\MSVOA10\METHODS\W101915.M
Quant Title : MS#10 - 8260B WATERS 10mL Purge
QLast Update : Tue Oct 20 09:58:06 2015
Response via : Initial Calibration

	Compound	R.T.	QIon	Response	Conc	Units	Dev(Min)
94)	n-Propylbenzene	11.249	91	3705640	97.96	ug/L	94
95)	2-Chlorotoluene	11.310	91	2175507	99.29	ug/L	98
96)	3-Chlorotoluene	11.365	91	2296429	99.53	ug/L	98
97)	4-Chlorotoluene	11.408	91	2582194	99.04	ug/L	96
98)	1,3,5-Trimethylbenzene	11.402	105	2650389	100.23	ug/L	96
99)	tert-Butylbenzene	11.670	119	2435980	101.12	ug/L	99
100)	1,2,4-Trimethylbenzene	11.713	105	2757909	100.84	ug/L	91
101)	3,4-Dichlorobenzotrifl...	11.774	214	826140	98.51	ug/L	97
102)	sec-Butylbenzene	11.853	105	3448169	99.85	ug/L	95
103)	p-Isopropyltoluene	11.975	119	2895318	103.16	ug/L	98
104)	1,3-Dclbenz	11.932	146	1581221	98.44	ug/L	98
105)	1,4-Dclbenz	12.011	146	1631342	100.08	ug/L	98
106)	2,4-Dichlorobenzotrifl...	12.060	214	754271	99.90	ug/L	100
107)	2,5-Dichlorobenzotrifl...	12.103	214	857841	99.20	ug/L	98
108)	n-Butylbenzene	12.304	91	2702213	103.40	ug/L	98
109)	1,2-Dclbenz	12.310	146	1634201	102.67	ug/L	97
110)	1,2-Dibromo-3-chloropr...	12.926	157	277773	128.10	ug/L	89
111)	Trielution Dichlorotol...	13.048	125	4529087	309.12	ug/L	98
112)	1,3,5-Trichlorobenzene	13.103	180	1290930	100.64	ug/L	100
113)	Coelution Dichlorotoluene	13.377	125	3403008	207.48	ug/L	97
114)	1,2,4-Tcbenzene	13.584	180	1261729	102.85	ug/L	98
115)	Hexachlorobt	13.718	225	547338	101.56	ug/L	98
116)	Naphthalen	13.773	128	3811290	103.59	ug/L	96
117)	1,2,3-Tclbenzene	13.962	180	1309866	103.87	ug/L	98
118)	2,4,5-Trichlorotoluene	14.548	159	983763	103.28	ug/L	95
119)	2,3,6-Trichlorotoluene	14.633	159	874573	100.96	ug/L	99

(#) = qualifier out of range (m) = manual integration (+) = signals summed

Quantitation Report (Qedit)

Data Path : I:\ACQUDATA\msvoa10\data\101915\
Data File : F3234.D
Acq On : 19 Oct 2015 8:48 pm
Operator : F. Naegler
Sample : 100 PPB STD Inst : MSVOA10
Misc :
ALS Vial : 8 Sample Multiplier: 1

Quant Time: Oct 20 10:00:39 2015
Quant Method : I:\ACQUDATA\MSVOA10\METHODS\W101915.M
Quant Title : MS#10 - 8260B WATERS 10mL Purge
QLast Update : Tue Oct 20 09:58:06 2015
Response via : Initial Calibration

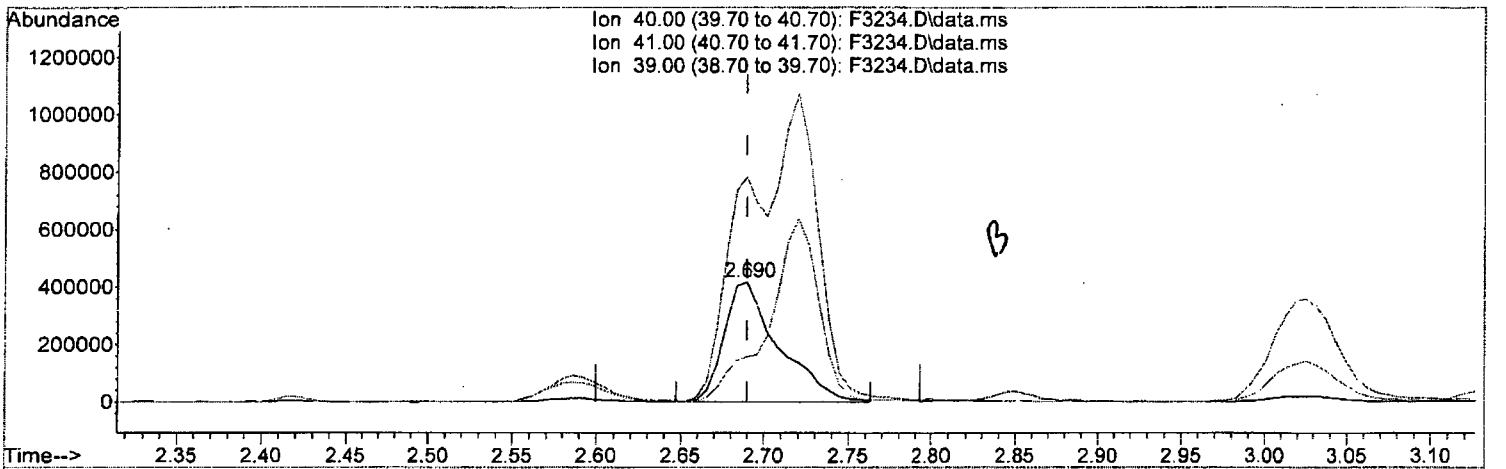

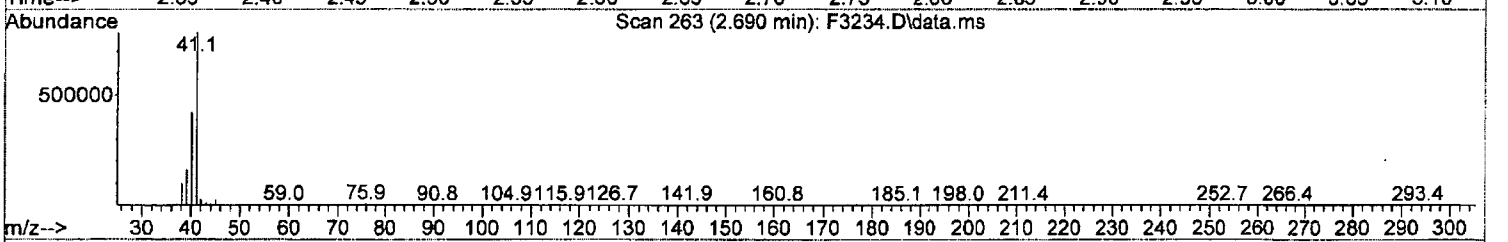



TIC: F3234.D\data.ms

(19) Acetonitrile

2.690min (-0.000) 520.00 ug/L

response 938982

Ion	Exp%	Act%
40.00	100	100
41.00	185.70	187.48
39.00	35.30	37.70
0.00	0.00	0.00

Quantitation Report (Qedit)

Data Path : I:\ACQUDATA\msvoa10\data\101915\
Data File : F3234.D
Acq On : 19 Oct 2015 8:48 pm
Operator : F. Naegler
Sample : 100 PPB STD Inst : MSVOA10
Misc :
ALS Vial : 8 Sample Multiplier: 1

Quant Time: Oct 20 10:00:39 2015
Quant Method : I:\ACQUDATA\MSVOA10\METHODS\W101915.M
Quant Title : MS#10 - 8260B WATERS 10mL Purge
QLast Update : Tue Oct 20 09:58:06 2015
Response via : Initial Calibration

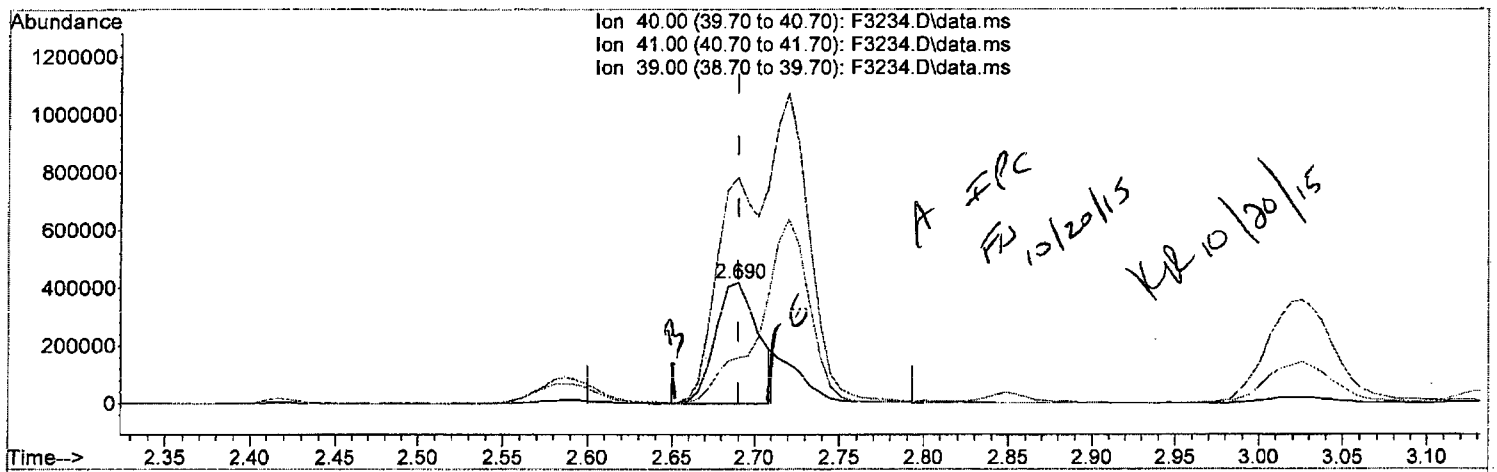



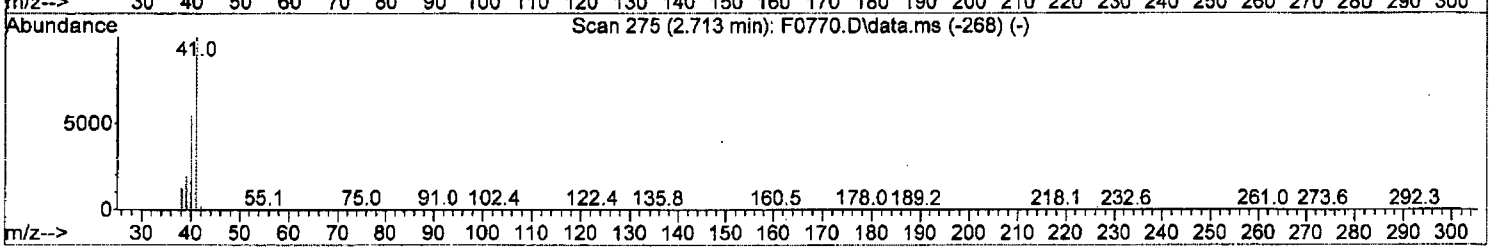

TIC: F3234.D\data.ms

(19) Acetonitrile

2.690min (-0.000) 414.03 ug/L m

response 747631

Ion	Exp%	Act%
40.00	100	100
41.00	185.70	187.48
39.00	35.30	37.70
0.00	0.00	0.00

Quantitation Report (QT Reviewed)

Data Path : I:\ACQUDATA\msvoa10\data\101915\
Data File : F3234.D
Acq On : 19 Oct 2015 8:48 pm
Operator : F. Naegler
Sample : 100 PPB STD Inst : MSVOA10
Misc :
ALS Vial : 8 Sample Multiplier: 1

Quant Time: Oct 20 10:28:05 2015
Quant Method : I:\ACQUDATA\MSVOA10\METHODS\W101915.M
Quant Title : MS#10 - 8260B WATERS 10mL Purge
QLast Update : Tue Oct 20 09:58:06 2015
Response via : Initial Calibration

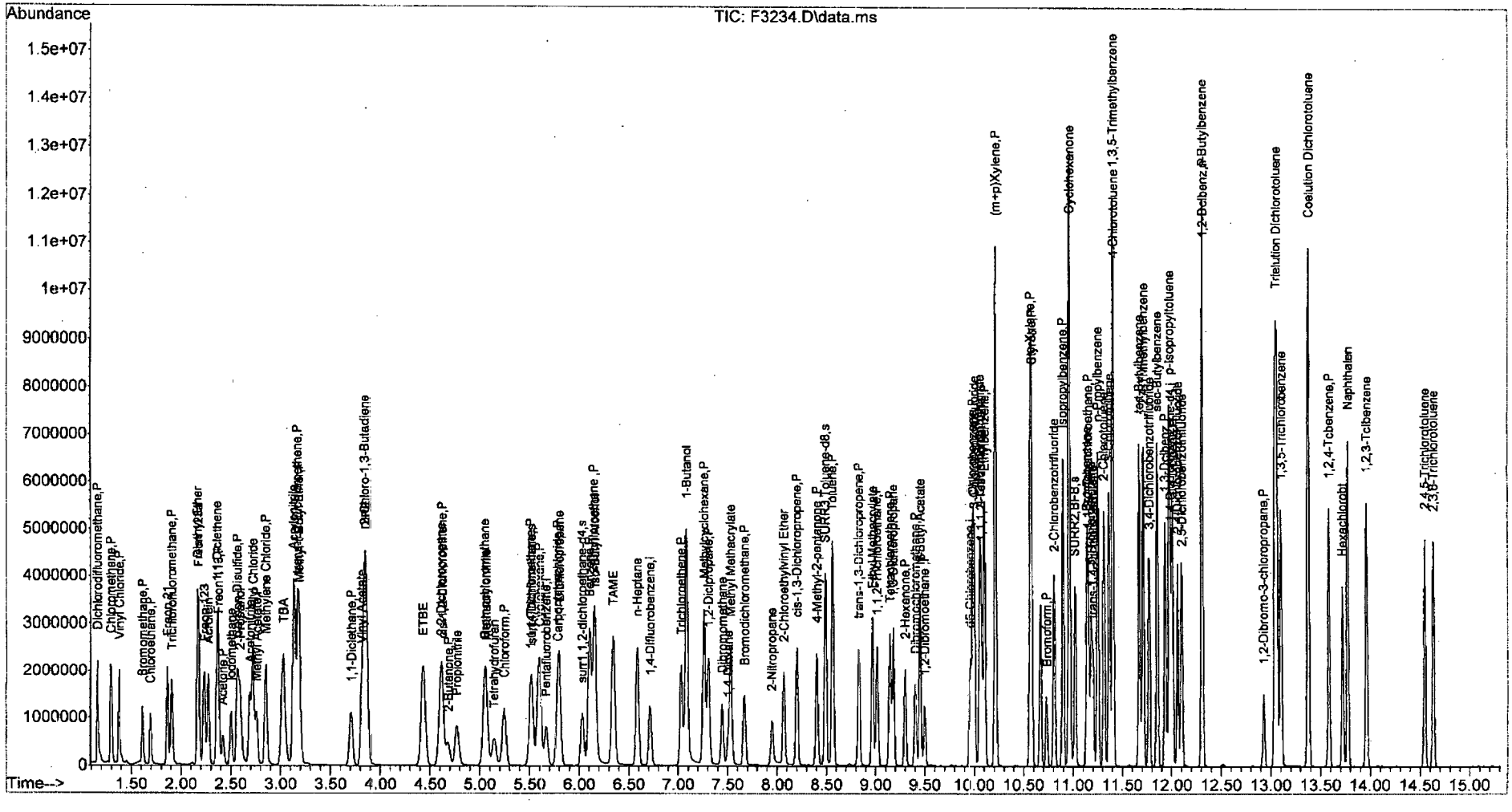

Quantitation Report (QT Reviewed)

Data Path : I:\ACQUDATA\msvoa10\data\101915\
Data File : F3235.D
Acq On : 19 Oct 2015 9:13 pm
Operator : F. Naegler
Sample : 150 PPB STD Inst : MSVOA10
Misc :
ALS Vial : 9 Sample Multiplier: 1

Quant Time: Oct 20 10:29:43 2015
Quant Method : I:\ACQUDATA\MSVOA10\METHODS\W101915.M
Quant Title : MS#10 - 8260B WATERS 10mL Purge
QLast Update : Tue Oct 20 09:58:06 2015
Response via : Initial Calibration

FW 10/20/15

Compound	R.T.	QIon	Response	Conc	Units		Dev(Min)
Internal Standards							
1) Pentafluorobenzene	5.665	168	647806	50.00	ug/L		0.00
41) 1,4-Difluorobenzene	6.714	114	920838	50.00	ug/L		0.00
70) d5-Chlorobenzene	9.957	117	886421	50.00	ug/L		0.00
90) 1,4-Dichlorobenzene-d4	11.987	152	533467	50.00	ug/L		0.00
System Monitoring Compounds							
43) surr4,Dibrflmethane	5.519	113	1129134	199.88	ug/L		0.00
Spiked Amount 50.000	Range 89 - 119		Recovery = 399.76%#				
46) surr1,1,2-dichloroetha...	6.031	65	1498471	197.23	ug/L		0.00
Spiked Amount 50.000	Range 73 - 125		Recovery = 394.46%#				
64) SURR3,Toluene-d8	8.488	98	4054229	193.23	ug/L		0.00
Spiked Amount 50.000	Range 87 - 121		Recovery = 386.46%#				
69) SURR2,BFB	11.024	95	1784533	212.99	ug/L		0.00
Spiked Amount 50.000	Range 85 - 122		Recovery = 425.98%#				
Target Compounds							Qvalue
2) Dichlorodifluoromethane	1.160	85	1426027	155.37	ug/L		96
3) Chloromethane	1.294	50	2309205	147.95	ug/L		100
4) Vinyl Chloride	1.379	62	1597483	147.68	ug/L		97
5) Bromomethane	1.611	94	494412	104.60	ug/L		99
6) Chloroethane	1.684	64	786136	146.01	ug/L		91
7) Freon 21	1.855	67	1987828	159.10	ug/L		100
8) Trichlorofluoromethane	1.898	101	1357115	146.13	ug/L		99
9) Diethyl Ether	2.166	59	1109894	147.64	ug/L		89
10) Freon 123a	2.172	67	1189057	153.78	ug/L		99
11) Freon 123	2.227	83	1232124	153.73	ug/L		97
12) Acrolein	2.269	56	1818009	811.29	ug/L		96
13) 1,1-Diclethene	2.355	96	752828	146.14	ug/L		95
14) Freon 113	2.367	101	805142	139.97	ug/L		97
15) Acetone	2.422	43	879373	150.55	ug/L		99
16) 2-Propanol	2.611	45	4581248	3932.05	ug/L		95
17) Iodomethane	2.495	142	1347647	197.92	ug/L		90
18) Carbon Disulfide	2.556	76	2326647	154.14	ug/L		100
19) Acetonitrile	2.690	40	1069292m	626.87	ug/L		
20) Allyl Chloride	2.721	76	456358	168.37	ug/L	#	2
21) Methyl Acetate	2.757	43	1913720	159.83	ug/L		96
22) Methylene Chloride	2.849	84	919053	136.49	ug/L		93
23) TBA	3.050	59	5420903	3939.69	ug/L		87
24) Acrylonitrile	3.135	53	4210047	770.39	ug/L		99
25) Methyl-t-Butyl Ether	3.184	73	3226354	153.41	ug/L		100
26) trans-1,2-Dichloroethene	3.166	96	823355	141.18	ug/L		98
27) 1,1-Diclethane	3.702	63	1764611	152.47	ug/L		98
28) Vinyl Acetate	3.818	86	236987	187.46	ug/L	#	87
29) DIPE	3.855	45	5263274	151.52	ug/L		100
30) 2-Chloro-1,3-Butadiene	3.836	53	2196120	150.93	ug/L		97
31) ETBE	4.434	59	3693364	175.53	ug/L		99
32) 2,2-Dichloropropane	4.604	77	1025777	182.15	ug/L		97
33) cis-1,2-Dichloroethene	4.617	96	926098	161.45	ug/L		87
34) 2-Butanone	4.678	43	1341180	161.67	ug/L		99
35) Propionitrile	4.775	54	1856795	864.14	ug/L		98

Data Path : I:\ACQUDATA\msvoa10\data\101915\
Data File : F3235.D
Acq On : 19 Oct 2015 9:13 pm
Operator : F. Naegler
Sample : 150 PPB STD Inst : MSVOA10
Misc :
ALS Vial : 9 Sample Multiplier: 1

Quant Time: Oct 20 10:29:43 2015
Quant Method : I:\ACQUDATA\MSVOA10\METHODS\W101915.M
Quant Title : MS#10 - 8260B WATERS 10mL Purge
QLast Update : Tue Oct 20 09:58:06 2015
Response via : Initial Calibration

Compound	R.T.	QIon	Response	Conc Units		Dev(Min)
36) Bromochloromethane	5.043	130	656890	172.13 ug/L		89
37) Methacrylonitrile	5.062	67	632596	157.64 ug/L	#	73
38) Tetrahydrofuran	5.147	42	843779	156.73 ug/L		98
39) Chloroform	5.245	83	1561314	151.91 ug/L		98
40) 1,1,1-Trichloroethane	5.513	97	1275234	175.94 ug/L		95
42) Cyclohexane	5.592	41	1493818	162.88 ug/L		98
44) Carbontetrachloride	5.781	121	350312	171.65 ug/L		98
45) 1,1-Dichloropropene	5.793	75	1163220	144.77 ug/L		98
47) Benzene	6.104	78	3511517	143.07 ug/L		85
48) 1,2-Dichloroethane	6.147	62	1561954	149.80 ug/L		97
49) Iso-Butyl Alcohol	6.171	43	3304122	4177.02 ug/L		100
50) TAME	6.342	73	2950618	166.47 ug/L		93
51) n-Heptane	6.586	43	1847344	140.99 ug/L		94
52) 1-Butanol	7.098	56	4172288	11446.89 ug/L		87
53) Trichloroethene	7.031	130	938799	148.74 ug/L		99
54) Methylcyclohexane	7.262	55	1681053	153.05 ug/L		96
55) 1,2-Diclpropane	7.305	63	1074468	156.71 ug/L		97
56) Dibromomethane	7.445	93	616339	156.42 ug/L		91
57) 1,4-Dioxane	7.512	88	528422	3367.05 ug/L		98
58) Methyl Methacrylate	7.531	69	947741	166.79 ug/L	#	80
59) Bromodichloromethane	7.671	83	1195115	165.44 ug/L		98
60) 2-Nitropropane	7.951	41	722316	408.02 ug/L		100
61) 2-Chloroethylvinyl Ether	8.067	63	933464	164.54 ug/L		97
62) cis-1,3-Dichloropropene	8.201	75	1489415	170.78 ug/L		99
63) 4-Methyl-2-pentanone	8.402	43	2591888	168.81 ug/L		94
65) Toluene	8.561	91	3670624	145.59 ug/L		95
66) trans-1,3-Dichloropropene	8.829	75	1392277	185.69 ug/L		98
67) Ethyl Methacrylate	8.969	69	1657858	181.23 ug/L		90
68) 1,1,2-Trichloroethane	9.012	97	915689	155.10 ug/L		88
71) Tetrachloroethene	9.146	164	744676	135.88 ug/L		94
72) 2-Hexanone	9.299	43	2053760	163.04 ug/L		94
73) 1,3-Dichloropropane	9.177	76	1551610	140.04 ug/L		92
74) Dibromochloromethane	9.402	129	1051439	171.23 ug/L		97
75) N-Butyl Acetate	9.451	43	3526191	181.54 ug/L		98
76) 1,2-Dibromoethane	9.500	107	1005240	162.47 ug/L		97
77) 3-Chlorobenzotrifluoride	10.000	180	1482912	139.42 ug/L		97
78) Chlorobenzene	9.981	112	2526194	135.21 ug/L		98
79) 4-Chlorobenzotrifluoride	10.055	180	1336239	138.50 ug/L		97
80) 1,1,1,2-Tetrachloroethane	10.067	131	977776	170.08 ug/L		97
81) Ethylbenzene	10.103	106	1349257	142.90 ug/L	#	83
82) (m+p)Xylene	10.213	106	3283527	271.99 ug/L	#	83
83) o-Xylene	10.567	106	1736143	144.98 ug/L		90
84) Styrene	10.579	104	2963415	143.72 ug/L		98
85) Bromoform	10.731	173	867892	192.73 ug/L		98
86) 2-Chlorobenzotrifluoride	10.810	180	1556046	147.60 ug/L		98
87) Isopropylbenzene	10.896	105	4294975	137.40 ug/L		95
88) Cyclohexanone	10.963	55	6069365	2964.43 ug/L		85
89) trans-1,4-Dichloro-2-B...	11.207	53	655233	185.19 ug/L		97
91) 1,1,2,2-Tetrachloroethane	11.158	83	1634530	151.47 ug/L		96
92) Bromobenzene	11.140	156	1202534	134.41 ug/L		95
93) 1,2,3-Trichloropropane	11.188	110	504023	144.05 ug/L		92

Data Path : I:\ACQUDATA\msvoa10\data\101915\
Data File : F3235.D
Acq On : 19 Oct 2015 9:13 pm
Operator : F. Naegler
Sample : 150 PPB STD Inst : MSVOA10
Misc :
ALS Vial : 9 Sample Multiplier: 1

Quant Time: Oct 20 10:29:43 2015
Quant Method : I:\ACQUDATA\MSVOA10\METHODS\W101915.M
Quant Title : MS#10 - 8260B WATERS 10mL Purge
QLast Update : Tue Oct 20 09:58:06 2015
Response via : Initial Calibration

	Compound	R.T.	QIon	Response	Conc	Units	Dev(Min)
94)	n-Propylbenzene	11.249	91	4973143	124.61	ug/L	90
95)	2-Chlorotoluene	11.317	91	3066301	132.64	ug/L	95
96)	3-Chlorotoluene	11.365	91	3303331	135.70	ug/L	97
97)	4-Chlorotoluene	11.408	91	3661499	133.10	ug/L	94
98)	1,3,5-Trimethylbenzene	11.402	105	3723955	133.48	ug/L	93
99)	tert-Butylbenzene	11.670	119	3416539	134.42	ug/L	99
100)	1,2,4-Trimethylbenzene	11.713	105	3877107	134.36	ug/L	89
101)	3,4-Dichlorobenzotrifl...	11.774	214	1217686	137.62	ug/L	96
102)	sec-Butylbenzene	11.853	105	4726239	129.72	ug/L	93
103)	p-Isopropyltoluene	11.975	119	4034572	136.25	ug/L	94
104)	1,3-Dclbenz	11.932	146	2331396	137.56	ug/L	97
105)	1,4-Dclbenz	12.011	146	2399617	139.52	ug/L	98
106)	2,4-Dichlorobenzotrifl...	12.060	214	1125767	141.32	ug/L	98
107)	2,5-Dichlorobenzotrifl...	12.103	214	1301187	142.62	ug/L	99
108)	n-Butylbenzene	12.304	91	3848409	139.57	ug/L	96
109)	1,2-Dclbenz	12.310	146	2376711	141.52	ug/L	96
110)	1,2-Dibromo-3-chloropr...	12.932	157	444464	194.26	ug/L	94
111)	Trielution Dichlorotol...	13.054	125	6558259	424.25	ug/L	93
112)	1,3,5-Trichlorobenzene	13.103	180	1911573	141.25	ug/L	98
113)	Coelution Dichlorotoluene	13.377	125	4816936	278.35	ug/L	93
114)	1,2,4-Tcbenzene	13.584	180	1813414	140.11	ug/L	97
115)	Hexachlorobt	13.725	225	792705	139.41	ug/L	99
116)	Naphthalen	13.773	128	5292096	136.32	ug/L	93
117)	1,2,3-Tclbenzene	13.962	180	1883282	141.55	ug/L	97
118)	2,4,5-Trichlorotoluene	14.548	159	1456967	144.98	ug/L	96
119)	2,3,6-Trichlorotoluene	14.633	159	1281119	140.17	ug/L	97

(#) = qualifier out of range (m) = manual integration (+) = signals summed

Quantitation Report (Qedit)

Data Path : I:\ACQUDATA\msvoa10\data\101915\
Data File : F3235.D
Acq On : 19 Oct 2015 9:13 pm
Operator : F. Naegler
Sample : 150 PPB STD Inst : MSVOA10
Misc :
ALS Vial : 9 Sample Multiplier: 1

Quant Time: Oct 20 10:00:49 2015
Quant Method : I:\ACQUDATA\MSVOA10\METHODS\W101915.M
Quant Title : MS#10 - 8260B WATERS 10mL Purge
QLast Update : Tue Oct 20 09:58:06 2015
Response via : Initial Calibration

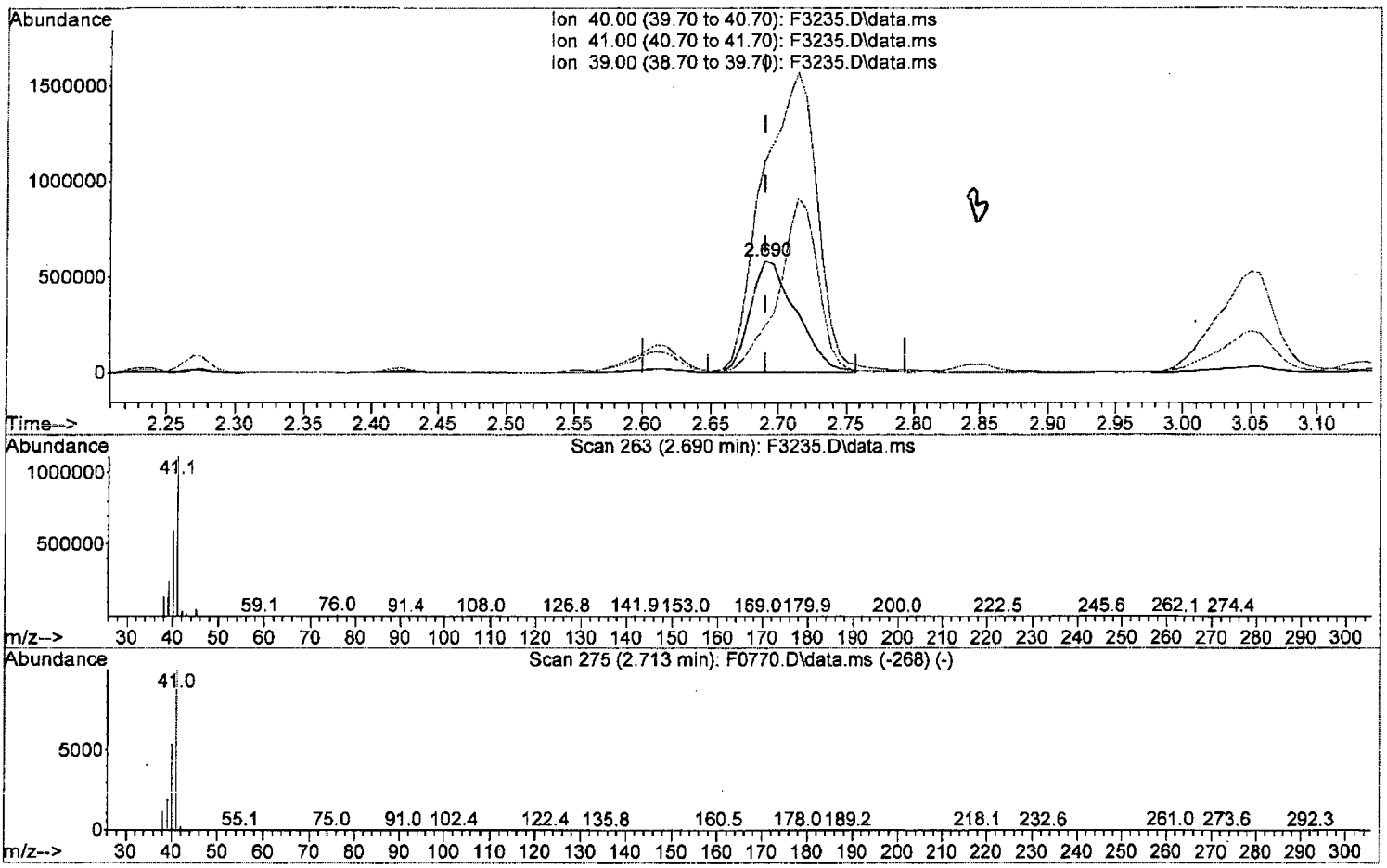

TIC: F3235.D\data.ms

(19) Acetonitrile

2.690min (-0.000) 800.88 ug/L

response 1366111

Ion	Exp%	Act%
40.00	100	100
41.00	185.70	189.60
39.00	35.30	41.53
0.00	0.00	0.00

Quantitation Report (Qedit)

Data Path : I:\ACQUDATA\msvoa10\data\101915\
Data File : F3235.D
Acq On : 19 Oct 2015 9:13 pm
Operator : F. Naegler
Sample : 150 PPB STD Inst : MSVOA10
Misc :
ALS Vial : 9 Sample Multiplier: 1

Quant Time: Oct 20 10:00:49 2015
Quant Method : I:\ACQUDATA\MSVOA10\METHODS\W101915.M
Quant Title : MS#10 - 8260B WATERS 10mL Purge
QLast Update : Tue Oct 20 09:58:06 2015
Response via : Initial Calibration

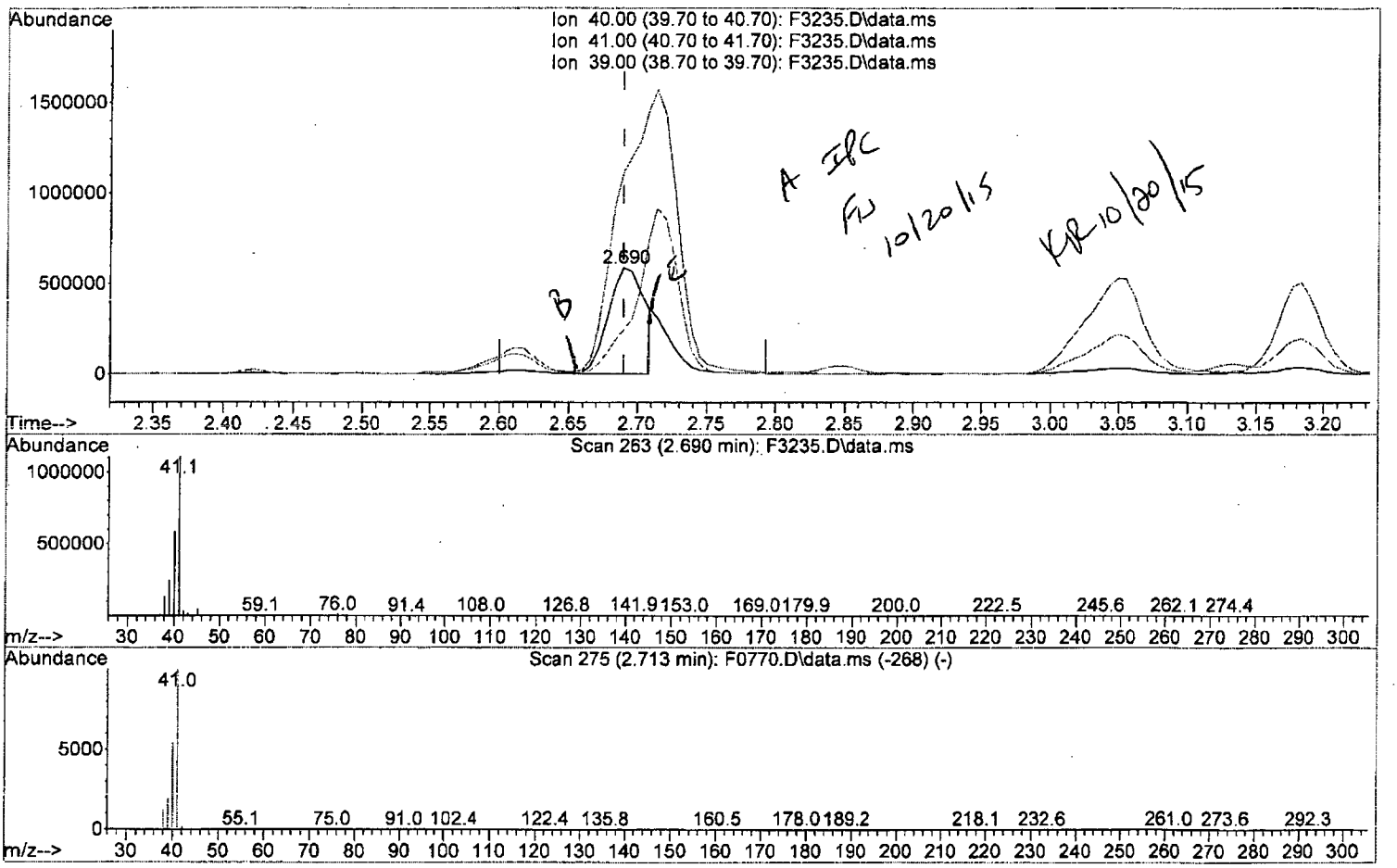

TIC: F3235.D\data.ms

(19) Acetonitrile

2.690min (-0.000) 626.87 ug/L m

response 1069292

Ion	Exp%	Act%
40.00	100	100
41.00	185.70	189.60
39.00	35.30	41.53
0.00	0.00	0.00

Quantitation Report (QT Reviewed)

Data Path : I:\ACQUDATA\msvoa10\data\101915\
Data File : F3235.D
Acq On : 19 Oct 2015 9:13 pm
Operator : F. Naegler
Sample : 150 PPB STD Inst : MSVOA10
Misc :
ALS Vial : 9 Sample Multiplier: 1

Quant Time: Oct 20 10:29:43 2015
Quant Method : I:\ACQUDATA\MSVOA10\METHODS\W101915.M
Quant Title : MS#10 - 8260B WATERS 10mL Purge
QLast Update : Tue Oct 20 09:58:06 2015
Response via : Initial Calibration

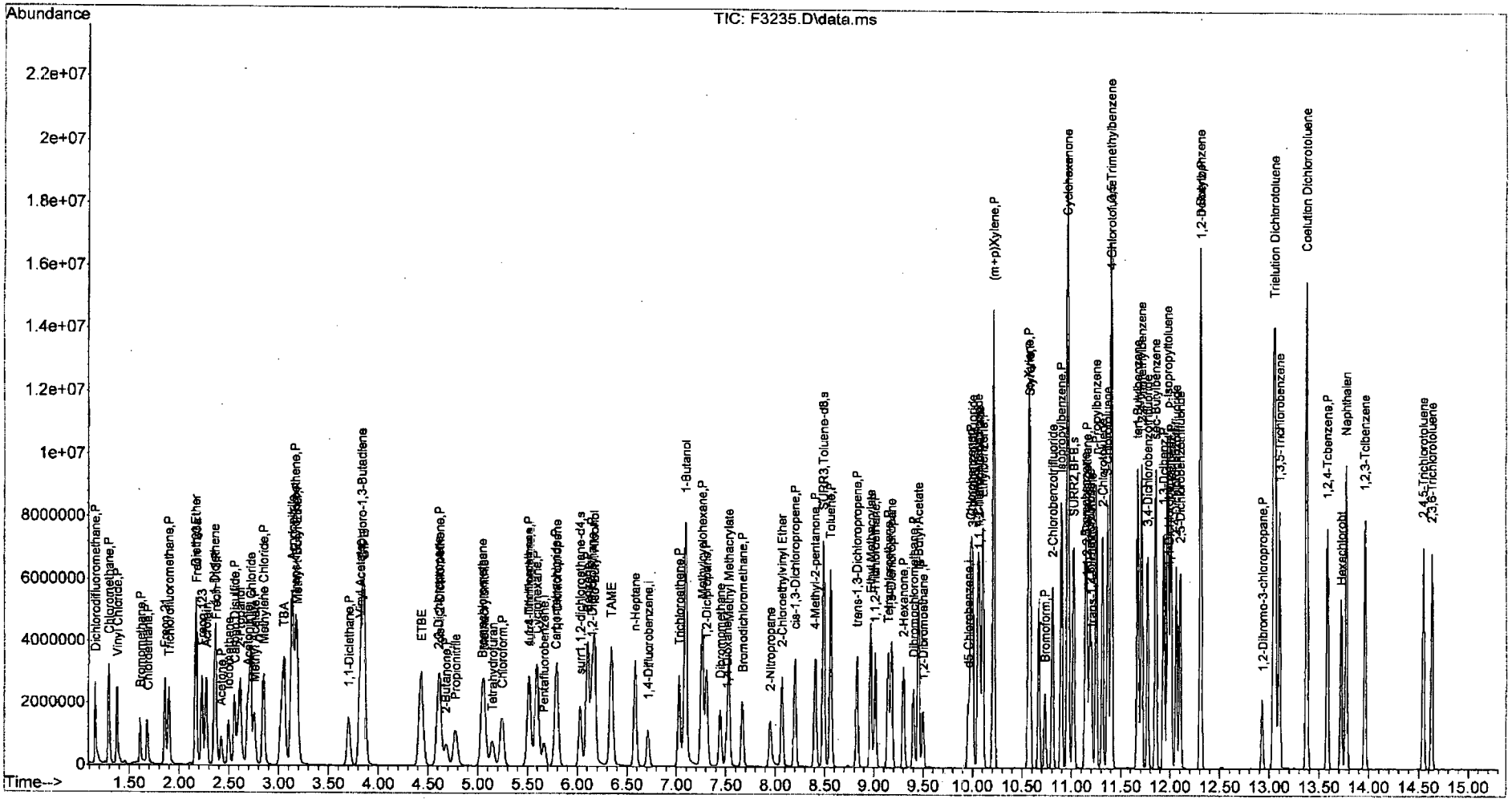

Quantitation Report (QT Reviewed)

Data Path : I:\ACQUDATA\msvoa10\data\101915\
Data File : F3236.D
Acq On : 19 Oct 2015 9:37 pm
Operator : F. Naegler
Sample : 200 PPB STD Inst : MSVOA10
Misc :
ALS Vial : 10 Sample Multiplier: 1

Quant Time: Oct 20 10:31:15 2015
Quant Method : I:\ACQUDATA\MSVOA10\METHODS\W101915.M
Quant Title : MS#10 - 8260B WATERS 10mL Purge
QLast Update : Tue Oct 20 09:58:06 2015
Response via : Initial Calibration

FD 10/20/15
KR 10/20/15

Compound	R.T.	QIon	Response	Conc	Units		Dev(Min)
Internal Standards							
1) Pentafluorobenzene	5.665	168	683781	50.00	ug/L		0.00
41) 1,4-Difluorobenzene	6.714	114	986868	50.00	ug/L		0.00
70) d5-Chlorobenzene	9.957	117	903260	50.00	ug/L		0.00
90) 1,4-Dichlorobenzene-d4	11.987	152	540337	50.00	ug/L		0.00
System Monitoring Compounds							
43) surr4,Dibrflmethane	5.519	113	312413	51.60	ug/L		0.00
Spiked Amount 50.000	Range 89 - 119		Recovery = 103.20%				
46) surr1,1,2-dichloroetha...	6.031	65	404980	49.74	ug/L		0.00
Spiked Amount 50.000	Range 73 - 125		Recovery = 99.48%				
64) SURR3,Toluene-d8	8.488	98	1159562	51.57	ug/L		0.00
Spiked Amount 50.000	Range 87 - 121		Recovery = 103.14%				
69) SURR2,BFB	11.024	95	468367	52.16	ug/L		0.00
Spiked Amount 50.000	Range 85 - 122		Recovery = 104.32%				
Target Compounds							Qvalue
2) Dichlorodifluoromethane	1.160	85	2040087	210.57	ug/L		97
3) Chloromethane	1.294	50	3143671	190.82	ug/L		97
4) Vinyl Chloride	1.373	62	2285153	200.13	ug/L		98
5) Bromomethane	1.611	94	733767	147.07	ug/L		98
6) Chloroethane	1.690	64	1170855	206.02	ug/L		93
7) Freon 21	1.861	67	2706659	205.23	ug/L		95
8) Trichlorofluoromethane	1.904	101	2024495	206.53	ug/L		99
9) Diethyl Ether	2.166	59	1571993	198.11	ug/L		89
10) Freon 123a	2.172	67	1652850	202.52	ug/L		99
11) Freon 123	2.227	83	1741573	205.86	ug/L		98
12) Acrolein	2.270	56	2432370	1028.34	ug/L		95
13) 1,1-Diclethene	2.361	96	1131362	208.07	ug/L		94
14) Freon 113	2.373	101	1220060	200.94	ug/L		93
15) Acetone	2.416	43	1187219	192.56	ug/L		99
16) 2-Propanol	2.593	45	5933574	4824.80	ug/L		94
17) Iodomethane	2.501	142	2057611	286.29	ug/L		92
18) Carbon Disulfide	2.562	76	3431364	215.36	ug/L		100
19) Acetonitrile	2.690	40	1474179m	818.77	ug/L		
20) Allyl Chloride	2.721	76	675825	236.22	ug/L	#	10
21) Methyl Acetate	2.757	43	2568930	203.27	ug/L		98
22) Methylene Chloride	2.849	84	1357502	190.99	ug/L		92
23) TBA	3.032	59	7060836	4861.54	ug/L		88
24) Acrylonitrile	3.129	53	5703342	988.74	ug/L		98
25) Methyl-t-Butyl Ether	3.184	73	4597879	207.12	ug/L		98
26) trans-1,2-Dichloroethene	3.166	96	1238115	201.14	ug/L		98
27) 1,1-Diclethane	3.702	63	2619764	214.45	ug/L		100
28) Vinyl Acetate	3.818	86	341015	255.56	ug/L	#	97
29) DIPE	3.855	45	7324133	199.75	ug/L		97
30) 2-Chloro-1,3-Butadiene	3.836	53	3260278	212.28	ug/L		97
31) ETBE	4.434	59	5287235	238.06	ug/L		96
32) 2,2-Dichloropropane	4.604	77	1581476	266.06	ug/L		99
33) cis-1,2-Dichloroethene	4.617	96	1383348	228.48	ug/L		87
34) 2-Butanone	4.678	43	1799500	205.51	ug/L		99
35) Propionitrile	4.775	54	2485151	1095.72	ug/L		99

Data Path : I:\ACQUDATA\msvoa10\data\101915\
Data File : F3236.D
Acq On : 19 Oct 2015 9:37 pm
Operator : F. Naegler
Sample : 200 PPB STD Inst : MSVOA10
Misc :
ALS Vial : 10 Sample Multiplier: 1

Quant Time: Oct 20 10:31:15 2015
Quant Method : I:\ACQUDATA\MSVOA10\METHODS\W101915.M
Quant Title : MS#10 - 8260B WATERS 10mL Purge
QLast Update : Tue Oct 20 09:58:06 2015
Response via : Initial Calibration

Compound	R.T.	QIon	Response	Conc	Units		Dev(Min)
36) Bromochloromethane	5.049	130	943789	234.30	ug/L		89
37) Methacrylonitrile	5.062	67	867577	204.82	ug/L	#	68
38) Tetrahydrofuran	5.141	42	1136333	199.97	ug/L		98
39) Chloroform	5.245	83	2295447	211.58	ug/L		96
40) 1,1,1-Trichloroethane	5.513	97	1938197	253.34	ug/L		95
42) Cyclohexane	5.598	41	2090256	212.66	ug/L		97
44) Carbontetrachloride	5.787	121	542791	248.17	ug/L		97
45) 1,1-Dichloropropene	5.799	75	1732095	201.15	ug/L		98
47) Benzene	6.104	78	5120302	194.65	ug/L		82
48) 1,2-Dichloroethane	6.147	62	2227620	199.35	ug/L		97
49) Iso-Butyl Alcohol	6.165	43	4413024	5205.60	ug/L		99
50) TAME	6.342	73	4182284	220.18	ug/L		92
51) n-Heptane	6.586	43	2741663	195.24	ug/L		94
52) 1-Butanol	7.092	56	5637894	14432.92	ug/L		85
53) Trichloroethene	7.031	130	1403435	207.48	ug/L		97
54) Methylcyclohexane	7.262	55	2386370	202.73	ug/L		97
55) 1,2-Diclpropane	7.305	63	1554895	211.61	ug/L		99
56) Dibromomethane	7.445	93	899280	212.96	ug/L		90
57) 1,4-Dioxane	7.506	88	675792	4017.96	ug/L		97
58) Methyl Methacrylate	7.531	69	1327931	218.06	ug/L	#	81
59) Bromodichloromethane	7.671	83	1726826	223.05	ug/L		96
60) 2-Nitropropane	7.945	41	1070547	564.27	ug/L		99
61) 2-Chloroethylvinyl Ether	8.067	63	1302321	214.20	ug/L		97
62) cis-1,3-Dichloropropene	8.201	75	2156633	230.74	ug/L		98
63) 4-Methyl-2-pentanone	8.402	43	3366322	204.58	ug/L		97
65) Toluene	8.561	91	5241755	193.99	ug/L		93
66) trans-1,3-Dichloropropene	8.829	75	2019455	251.31	ug/L		99
67) Ethyl Methacrylate	8.969	69	2291019	233.68	ug/L		89
68) 1,1,2-Trichloroethane	9.012	97	1270030	200.72	ug/L		89
71) Tetrachloroethene	9.146	164	1096855	196.41	ug/L		92
72) 2-Hexanone	9.299	43	2680534	208.83	ug/L		95
73) 1,3-Dichloropropane	9.177	76	2201499	195.00	ug/L		94
74) Dibromochloromethane	9.402	129	1509362	241.22	ug/L		97
75) N-Butyl Acetate	9.451	43	4546951	229.73	ug/L		99
76) 1,2-Dibromoethane	9.500	107	1401676	222.33	ug/L		99
77) 3-Chlorobenzotrifluoride	10.000	180	2091699	192.99	ug/L		96
78) Chlorobenzene	9.981	112	3591649	188.65	ug/L		96
79) 4-Chlorobenzotrifluoride	10.055	180	1856206	188.80	ug/L		97
80) 1,1,1,2-Tetrachloroethane	10.067	131	1418939	242.21	ug/L		98
81) Ethylbenzene	10.103	106	1978416	205.63	ug/L	#	74
82) (m+p)Xylene	10.213	106	4683558	380.73	ug/L	#	70
83) o-Xylene	10.567	106	2498848	204.78	ug/L	#	85
84) Styrene	10.579	104	4124157	196.28	ug/L		94
85) Bromoform	10.731	173	1209351	263.55	ug/L		98
86) 2-Chlorobenzotrifluoride	10.811	180	2130005	198.28	ug/L		98
87) Isopropylbenzene	10.902	105	5896663	185.13	ug/L		88
88) Cyclohexanone	10.963	55	7496286	3593.11	ug/L		83
89) trans-1,4-Dichloro-2-B...	11.207	53	889770	246.78	ug/L		97
91) 1,1,2,2-Tetrachloroethane	11.158	83	2184106	199.83	ug/L		93
92) Bromobenzene	11.146	156	1684317	185.87	ug/L		96
93) 1,2,3-Trichloropropane	11.182	110	676229	190.80	ug/L	#	89

Data Path : I:\ACQUDATA\msvoa10\data\101915\
Data File : F3236.D
Acq On : 19 Oct 2015 9:37 pm
Operator : F. Naegler
Sample : 200 PPB STD Inst : MSVOA10
Misc :
ALS Vial : 10 Sample Multiplier: 1

Quant Time: Oct 20 10:31:15 2015
Quant Method : I:\ACQUDATA\MSVOA10\METHODS\W101915.M
Quant Title : MS#10 - 8260B WATERS 10mL Purge
QLast Update : Tue Oct 20 09:58:06 2015
Response via : Initial Calibration

	Compound	R.T.	QIon	Response	Conc	Units	Dev(Min)
94)	n-Propylbenzene	11.249	91	6604889	163.39	ug/L	84
95)	2-Chlorotoluene	11.317	91	4247428	181.40	ug/L	93
96)	3-Chlorotoluene	11.365	91	4357459	176.73	ug/L	93
97)	4-Chlorotoluene	11.408	91	4969750	178.37	ug/L	90
98)	1,3,5-Trimethylbenzene	11.402	105	5042865	178.46	ug/L	87
99)	tert-Butylbenzene	11.670	119	4687962	182.09	ug/L	95
100)	1,2,4-Trimethylbenzene	11.713	105	5215610	178.44	ug/L	83
101)	3,4-Dichlorobenzotrifl...	11.774	214	1661567	185.40	ug/L	97
102)	sec-Butylbenzene	11.853	105	6240746	169.10	ug/L	86
103)	p-Isopropyltoluene	11.975	119	5431236	181.09	ug/L	89
104)	1,3-Dclbenz	11.938	146	3245186	189.04	ug/L	97
105)	1,4-Dclbenz	12.012	146	3286887	188.68	ug/L	96
106)	2,4-Dichlorobenzotrifl...	12.060	214	1588259	196.84	ug/L	96
107)	2,5-Dichlorobenzotrifl...	12.103	214	1705976	184.61	ug/L	99
108)	n-Butylbenzene	12.304	91	5147735	184.31	ug/L	89
109)	1,2-Dclbenz	12.310	146	3200196	188.13	ug/L	92
110)	1,2-Dibromo-3-chloropr...	12.932	157	610491	263.44	ug/L	94
111)	Trielution Dichlorotol...	13.054	125	8589524	548.58	ug/L	89
112)	1,3,5-Trichlorobenzene	13.103	180	2590828	189.00	ug/L	97
113)	Coelution Dichlorotoluene	13.377	125	6149507	350.84	ug/L	87
114)	1,2,4-Tcbenzene	13.584	180	2527777	192.82	ug/L	98
115)	Hexachlorobt	13.725	225	1105229	191.90	ug/L	99
116)	Naphthalen	13.773	128	6669328	169.61	ug/L	87
117)	1,2,3-Tclbenzene	13.962	180	2550187	189.24	ug/L	99
118)	2,4,5-Trichlorotoluene	14.548	159	2008691	197.34	ug/L	93
119)	2,3,6-Trichlorotoluene	14.633	159	1775003	191.74	ug/L	97

(#) = qualifier out of range (m) = manual integration (+) = signals summed

Quantitation Report (Qedit)

Data Path : I:\ACQUDATA\msvoa10\data\101915\
Data File : F3236.D
Acq On : 19 Oct 2015 9:37 pm
Operator : F. Naegler
Sample : 200 PPB STD Inst : MSVOA10
Misc :
ALS Vial : 10 Sample Multiplier: 1

Quant Time: Oct 20 10:00:58 2015
Quant Method : I:\ACQUDATA\MSVOA10\METHODS\W101915.M
Quant Title : MS#10 - 8260B WATERS 10mL Purge
QLast Update : Tue Oct 20 09:58:06 2015
Response via : Initial Calibration

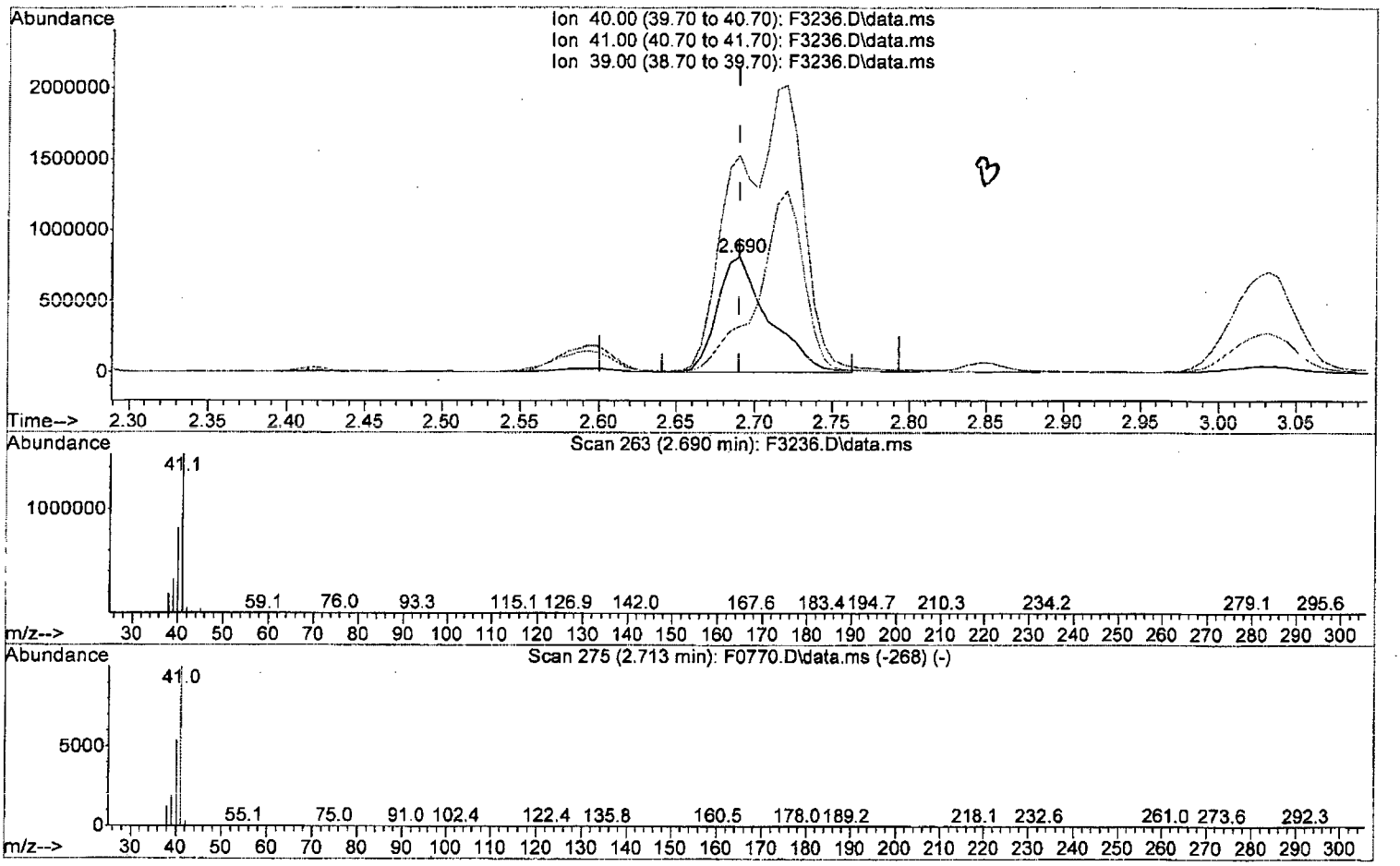

TIC: F3236.D\data.ms

(19) Acetonitrile

2.690min (-0.000) 1026.06 ug/L

response 1847401

Ion	Exp%	Act%
40.00	100	100
41.00	185.70	187.91
39.00	35.30	39.40
0.00	0.00	0.00

Quantitation Report (Qedit)

Data Path : I:\ACQUDATA\msvoa10\data\101915\
Data File : F3236.D
Acq On : 19 Oct 2015 9:37 pm
Operator : F. Naegler
Sample : 200 PPB STD Inst : MSVOA10
Misc :
ALS Vial : 10 Sample Multiplier: 1

Quant Time: Oct 20 10:00:58 2015
Quant Method : I:\ACQUDATA\MSVOA10\METHODS\W101915.M
Quant Title : MS#10 - 8260B WATERS 10mL Purge
QLast Update : Tue Oct 20 09:58:06 2015
Response via : Initial Calibration

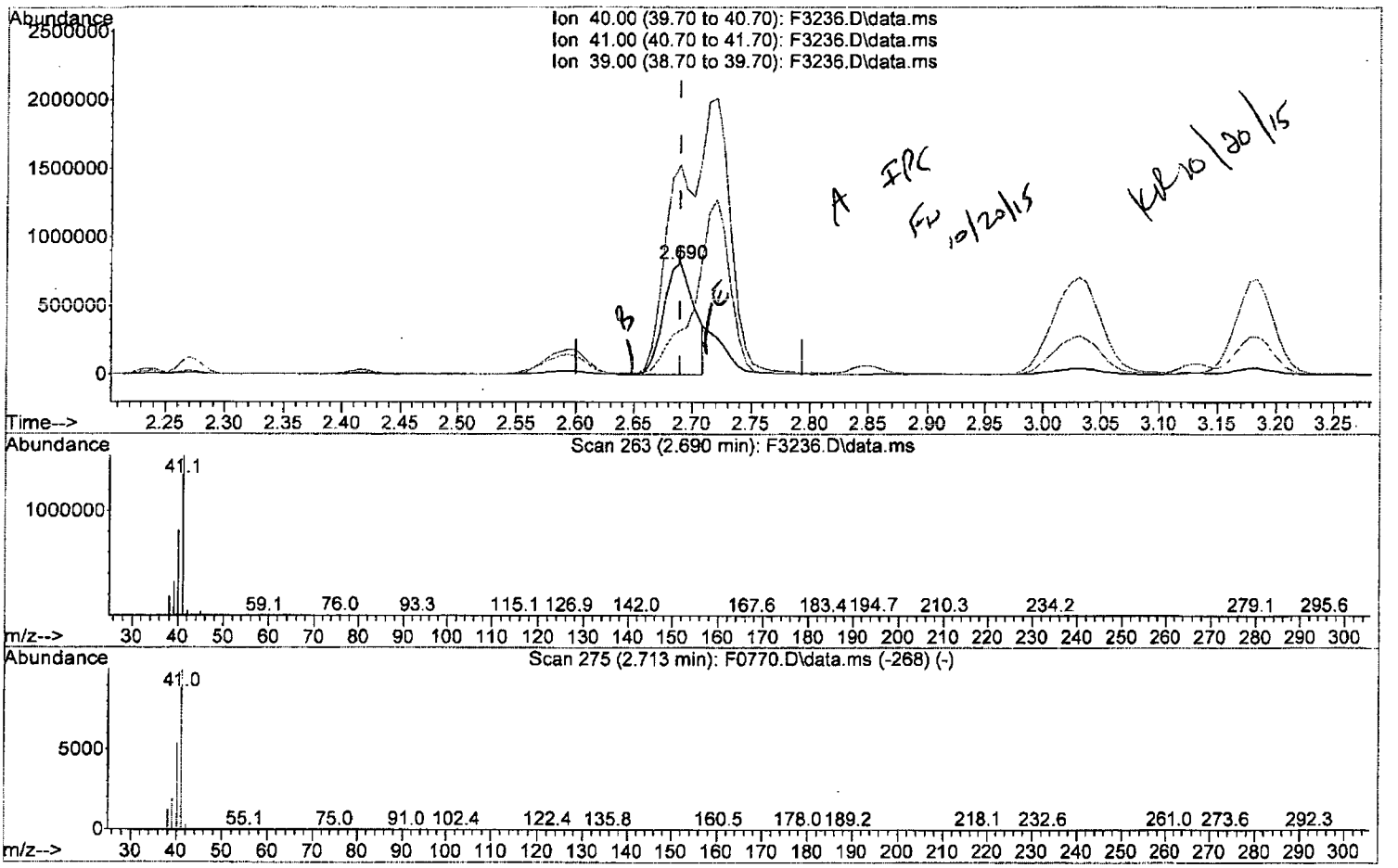

TIC: F3236.D\data.ms

(19) Acetonitrile

2.690min (-0.000) 818.77 ug/L m

response 1474179

Ion	Exp%	Act%
40.00	100	100
41.00	185.70	187.91
39.00	35.30	39.40
0.00	0.00	0.00

Quantitation Report (QT Reviewed)

Data Path : I:\ACQUDATA\msvoa10\data\101915\
Data File : F3236.D
Acq On : 19 Oct 2015 9:37 pm
Operator : F. Naegler
Sample : 200 PPB STD Inst : MSVOA10
Misc :
ALS Vial : 10 Sample Multiplier: 1

Quant Time: Oct 20 10:31:15 2015
Quant Method : I:\ACQUDATA\MSVOA10\METHODS\W101915.M
Quant Title : MS#10 - 8260B WATERS 10mL Purge
QLast Update : Tue Oct 20 09:58:06 2015
Response via : Initial Calibration

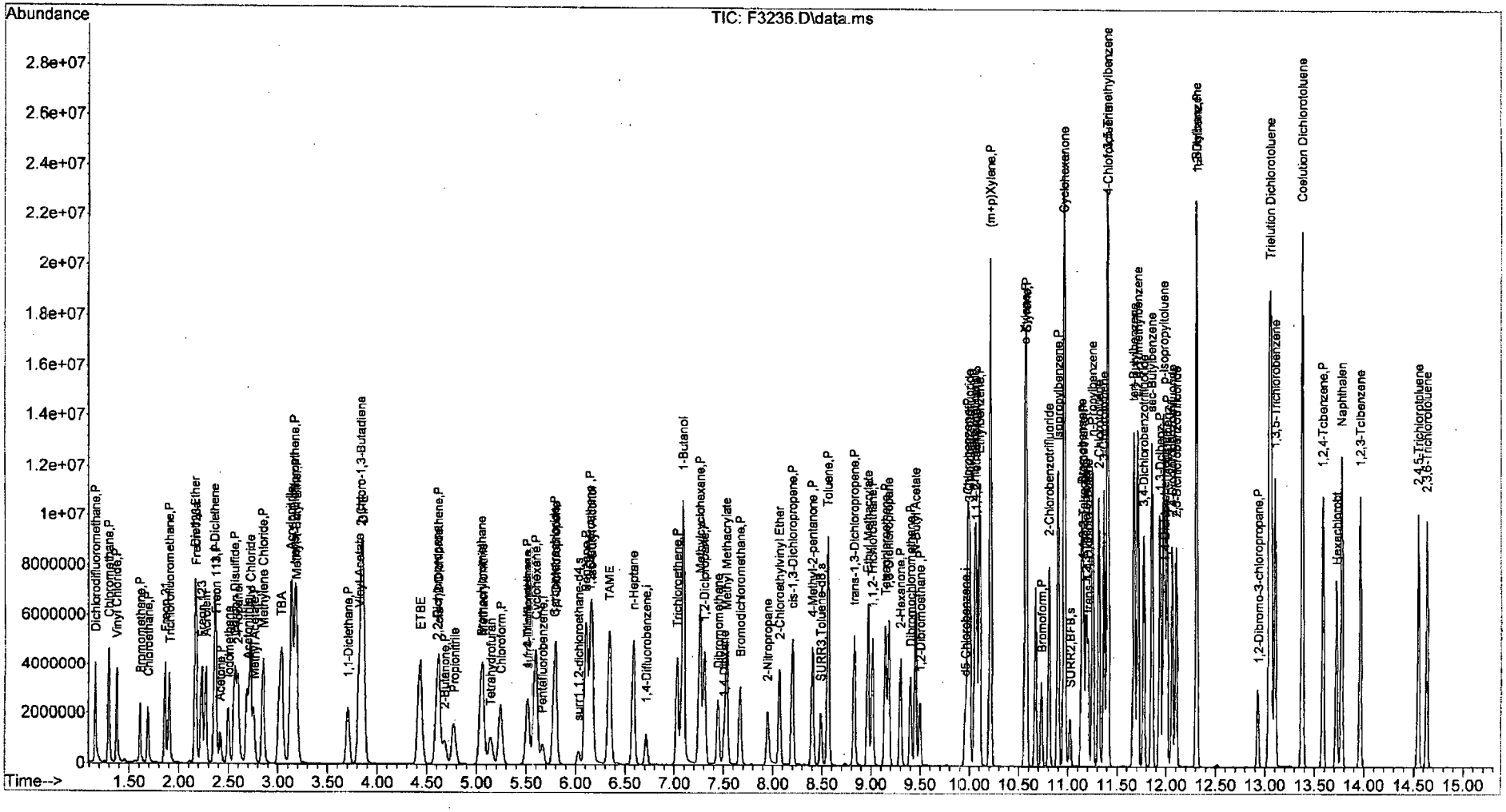

Initial Calibration Verification Summary Report

Calibration ID:	RC1500107	**Instrument ID:**	R-MS-10
	10/19/15	**Column Name:**	1

Analyte	Lab Code	Type	Curve Fit	True Value	Calc Conc	Units	Result	Criteria
1,1,1,2-Tetrachloroethane	RC1500107-10	T	Quadratic	50	54.21	ppm	8.4	<=30
1,1,1,2-Tetrachloroethane	RC1500107-10	T	Quadratic	50	54.21	ppm	8.4	<=20
1,1,1-Trichloroethane (TCA)	RC1500107-10	T	Average RF	50	53.06	ppm	6.1	<=30
1,1,1-Trichloroethane (TCA)	RC1500107-10	T	Average RF	50	53.06	ppm	6.1	<=20
1,1,2,2-Tetrachloroethane	RC1500107-10	T	Average RF	50	51.26	ppm	2.5	<=20
1,1,2,2-Tetrachloroethane	RC1500107-10	T	Average RF	50	51.26	ppm	2.5	<=30
1,1,2-Trichloroethane	RC1500107-10	T	Average RF	50	50.44	ppm	0.9	<=20
1,1,2-Trichloroethane	RC1500107-10	T	Average RF	50	50.44	ppm	0.9	<=30
1,1,2-Trichlorotrifluoroethane	RC1500107-10	T	Average RF	50	44.85	ppm	-10.3	<=30
1,1,2-Trichlorotrifluoroethane	RC1500107-10	T	Average RF	50	44.85	ppm	-10.3	<=20
1,1-Dichloroethane (1,1-DCA)	RC1500107-10	T	Average RF	50	51.97	ppm	3.9	<=20
1,1-Dichloroethane (1,1-DCA)	RC1500107-10	T	Average RF	50	51.97	ppm	3.9	<=30
1,1-Dichloroethene (1,1-DCE)	RC1500107-10	T	Average RF	50	50.55	ppm	1.1	<=30
1,1-Dichloroethene (1,1-DCE)	RC1500107-10	T	Average RF	50	50.55	ppm	1.1	<=20
1,1-Dichloropropene	RC1500107-10	T	Average RF	50	51.56	ppm	3.1	<=30
1,1-Dichloropropene	RC1500107-10	T	Average RF	50	51.56	ppm	3.1	<=20
1,2,3-Trichlorobenzene	RC1500107-10	T	Average RF	50	52.69	ppm	5.4	<=20
1,2,3-Trichlorobenzene	RC1500107-10	T	Average RF	50	52.69	ppm	5.4	<=30
1,2,3-Trichloropropane	RC1500107-10	T	Average RF	50	49.21	ppm	-1.6	<=30
1,2,3-Trichloropropane	RC1500107-10	T	Average RF	50	49.21	ppm	-1.6	<=20
1,2,4-Trichlorobenzene	RC1500107-10	T	Average RF	50	53.31	ppm	6.6	<=30
1,2,4-Trichlorobenzene	RC1500107-10	T	Average RF	50	53.31	ppm	6.6	<=20
1,2,4-Trimethylbenzene	RC1500107-10	T	Average RF	50	52.65	ppm	5.3	<=30
1,2,4-Trimethylbenzene	RC1500107-10	T	Average RF	50	52.65	ppm	5.3	<=20
1,2-Dibromo-3-chloropropane (DBCP)	RC1500107-10	T	Quadratic	50	53.16	ppm	6.3	<=20
1,2-Dibromo-3-chloropropane (DBCP)	RC1500107-10	T	Quadratic	50	53.16	ppm	6.3	<=30
1,2-Dibromoethane	RC1500107-10	T	Average RF	50	56.38	ppm	12.8	<=30
1,2-Dibromoethane	RC1500107-10	T	Average RF	50	56.38	ppm	12.8	<=20
1,2-Dichloro-1,1,2-trifluoroethane (CFC 123	RC1500107-10	T	Average RF	50	53.39	ppm	6.8	<=20
1,2-Dichloro-1,1,2-trifluoroethane (CFC 123	RC1500107-10	T	Average RF	50	53.39	ppm	6.8	<=30
1,2-Dichlorobenzene	RC1500107-10	T	Average RF	50	51.28	ppm	2.6	<=20
1,2-Dichlorobenzene	RC1500107-10	T	Average RF	50	51.28	ppm	2.6	<=30
1,2-Dichloroethane	RC1500107-10	T	Average RF	50	50.98	ppm	2.0	<=30
1,2-Dichloroethane	RC1500107-10	T	Average RF	50	50.98	ppm	2.0	<=20
1,2-Dichloropropane	RC1500107-10	T	Average RF	50	51.46	ppm	2.9	<=30
1,2-Dichloropropane	RC1500107-10	T	Average RF	50	51.46	ppm	2.9	<=20
1,3,5-Trichlorobenzene	RC1500107-10	T	Average RF	50	51.16	ppm	2.3	<=20
1,3,5-Trichlorobenzene	RC1500107-10	T	Average RF	50	51.16	ppm	2.3	<=30
1,3,5-Trimethylbenzene	RC1500107-10	T	Average RF	50	51.90	ppm	3.8	<=30
1,3,5-Trimethylbenzene	RC1500107-10	T	Average RF	50	51.90	ppm	3.8	<=20
1,3-Dichlorobenzene	RC1500107-10	T	Average RF	50	50.28	ppm	0.6	<=20
1,3-Dichlorobenzene	RC1500107-10	T	Average RF	50	50.28	ppm	0.6	<=30
1,3-Dichloropropane	RC1500107-10	T	Average RF	50	52.62	ppm	5.2	<=30
1,3-Dichloropropane	RC1500107-10	T	Average RF	50	52.62	ppm	5.2	<=20
1,4-Dichlorobenzene	RC1500107-10	T	Average RF	50	49.58	ppm	-0.8	<=20
1,4-Dichlorobenzene	RC1500107-10	T	Average RF	50	49.58	ppm	-0.8	<=30
1,4-Dioxane	RC1500107-10	T	Average RF	1000	992.1	ppm	-0.8	<=20
1,4-Dioxane	RC1500107-10	T	Average RF	1000	992.1	ppm	-0.8	<=60
1-Butanol	RC1500107-10	T	Quadratic	2500	2895	ppm	15.8	<=20
1-Butanol	RC1500107-10	T	Quadratic	2500	2895	ppm	15.8	<=30
1-Chloro-4-(trifluoromethyl)benzene	RC1500107-10	T	Average RF	50	50.55	ppm	1.1	<=20

Initial Calibration Verification Summary Report

Calibration ID:	RC1500107	**Instrument ID:**	R-MS-10
		Column Name:	1

Analyte	Lab Code	Type	Curve Fit	True Value	Calc Conc	Units	Result	Criteria
2,2-Dichloro-1,1,1-trifluoroethane (CFC 123	RC1500107-10	T	Average RF	50	50.48	ppm	1.0	<=20
2,2-Dichloro-1,1,1-trifluoroethane (CFC 123	RC1500107-10	T	Average RF	50	50.48	ppm	1.0	<=30
2,2-Dichloropropane	RC1500107-10	T	Average RF	50	51.57	ppm	3.1	<=30
2,2-Dichloropropane	RC1500107-10	T	Average RF	50	51.57	ppm	3.1	<=20
2,3,6-Trichlorotoluene	RC1500107-10	T	Average RF	50	53.99	ppm	8.0	<=20
2,4,5-Trichlorotoluene	RC1500107-10	T	Average RF	50	53.70	ppm	7.4	<=20
2,4-, 2,5-, and 2,6-Dichlorotoluene Coelution	RC1500107-10	T	Average RF	150	158.2	ppm	5.5	<=20
2,4-Dichlorobenzotrifluoride	RC1500107-10	T	Average RF	50	49.04	ppm	-1.9	<=20
2,5-Dichlorobenzotrifluoride	RC1500107-10	T	Average RF	50	49.89	ppm	-0.2	<=20
2-Butanone (MEK)	RC1500107-10	T	Average RF	50	50.56	ppm	1.1	<=20
2-Butanone (MEK)	RC1500107-10	T	Average RF	50	50.56	ppm	1.1	<=60
2-Chloro-1,3-butadiene	RC1500107-10	T	Average RF	50	45.06	ppm	-9.9	<=30
2-Chloro-1,3-butadiene	RC1500107-10	T	Average RF	50	45.06	ppm	-9.9	<=20
2-Chlorobenzotrifluoride	RC1500107-10	T	Average RF	50	49.48	ppm	-1.0	<=20
2-Chloroethyl Vinyl Ether	RC1500107-10	T	Average RF	50	52.50	ppm	5.0	<=30
2-Chloroethyl Vinyl Ether	RC1500107-10	T	Average RF	50	52.50	ppm	5.0	<=20
2-Chlorotoluene	RC1500107-10	T	Average RF	50	51.71	ppm	3.4	<=30
2-Chlorotoluene	RC1500107-10	T	Average RF	50	51.71	ppm	3.4	<=20
2-Hexanone	RC1500107-10	T	Average RF	50	49.85	ppm	-0.3	<=60
2-Hexanone	RC1500107-10	T	Average RF	50	49.85	ppm	-0.3	<=20
2-Methyl-1-propanol	RC1500107-10	T	Quadratic	1000	1111	ppm	11.1	<=20
2-Methyl-1-propanol	RC1500107-10	T	Quadratic	1000	1111	ppm	11.1	<=30
2-Methyl-2-propanol	RC1500107-10	T	Quadratic	1000	1097	ppm	9.7	<=20
2-Methyl-2-propanol	RC1500107-10	T	Quadratic	1000	1097	ppm	9.7	<=30
2-Nitropropane	RC1500107-10	T	Quadratic	100	111.1	ppm	11.1	<=20
2-Nitropropane	RC1500107-10	T	Quadratic	100	111.1	ppm	11.1	<=30
2-Propanol	RC1500107-10	T	Quadratic	1000	1094	ppm	9.4	<=20
2-Propanol	RC1500107-10	T	Quadratic	1000	1094	ppm	9.4	<=30
3,4- and 2,3-Dichlorotoluene Coelution	RC1500107-10	T	Average RF	100	106.7	ppm	6.7	<=20
3,4-Dichlorobenzotrifluoride	RC1500107-10	T	Average RF	50	49.49	ppm	-1.0	<=20
3-Chloro-1-propene	RC1500107-10	T	Average RF	50	50.90	ppm	1.8	<=20
3-Chloro-1-propene	RC1500107-10	T	Average RF	50	50.90	ppm	1.8	<=30
3-Chlorobenzotrifluoride	RC1500107-10	T	Average RF	50	48.62	ppm	-2.8	<=20
3-Chlorotoluene	RC1500107-10	T	Average RF	50	50.93	ppm	1.9	<=20
4-Chlorotoluene	RC1500107-10	T	Average RF	50	50.76	ppm	1.5	<=20
4-Chlorotoluene	RC1500107-10	T	Average RF	50	50.76	ppm	1.5	<=30
4-Isopropyltoluene	RC1500107-10	T	Average RF	50	54.05	ppm	8.1	<=20
4-Isopropyltoluene	RC1500107-10	T	Average RF	50	54.05	ppm	8.1	<=30
4-Methyl-2-pentanone	RC1500107-10	T	Average RF	50	51.03	ppm	2.1	<=20
4-Methyl-2-pentanone	RC1500107-10	T	Average RF	50	51.03	ppm	2.1	<=60
Acetone	RC1500107-10	T	Average RF	50	47.57	ppm	-4.9	<=20
Acetone	RC1500107-10	T	Average RF	50	47.57	ppm	-4.9	<=60
Acetonitrile	RC1500107-10	T	Average RF	250	227.7	ppm	-8.9	<=30
Acetonitrile	RC1500107-10	T	Average RF	250	227.7	ppm	-8.9	<=20
Acrolein	RC1500107-10	T	Average RF	100	109.7	ppm	9.7	<=20
Acrolein	RC1500107-10	T	Average RF	100	109.7	ppm	9.7	<=30
Acrylonitrile	RC1500107-10	T	Average RF	250	254.6	ppm	1.8	<=20
Acrylonitrile	RC1500107-10	T	Average RF	250	254.6	ppm	1.8	<=30
Benzene	RC1500107-10	T	Average RF	50	49.72	ppm	-0.6	<=20
Benzene	RC1500107-10	T	Average RF	50	49.72	ppm	-0.6	<=30
Bromobenzene	RC1500107-10	T	Average RF	50	50.27	ppm	0.5	<=30

Initial Calibration Verification Summary Report

Calibration ID:	RC1500107	**Instrument ID:**	R-MS-10
		Column Name:	1

Analyte	Lab Code	Type	Curve Fit	True Value	Calc Conc	Units	Result	Criteria
Bromobenzene	RC1500107-10	T	Average RF	50	50.27	ppm	0.5	<=20
Bromochloromethane	RC1500107-10	T	Average RF	50	47.79	ppm	-4.4	<=30
Bromochloromethane	RC1500107-10	T	Average RF	50	47.79	ppm	-4.4	<=20
Bromodichloromethane	RC1500107-10	T	Average RF	50	52.93	ppm	5.9	<=20
Bromodichloromethane	RC1500107-10	T	Average RF	50	52.93	ppm	5.9	<=30
Bromoform	RC1500107-10	T	Quadratic	50	54.14	ppm	8.3	<=20
Bromoform	RC1500107-10	T	Quadratic	50	54.14	ppm	8.3	<=30
Bromomethane	RC1500107-10	T	Quadratic	50	49.24	ppm	-1.5	<=60
Bromomethane	RC1500107-10	T	Quadratic	50	49.24	ppm	-1.5	<=20
Carbon Disulfide	RC1500107-10	T	Average RF	50	48.85	ppm	-2.3	<=30
Carbon Disulfide	RC1500107-10	T	Average RF	50	48.85	ppm	-2.3	<=20
Carbon Tetrachloride	RC1500107-10	T	Average RF	50	54.90	ppm	9.8	<=20
Carbon Tetrachloride	RC1500107-10	T	Average RF	50	54.90	ppm	9.8	<=30
Chlorobenzene	RC1500107-10	T	Average RF	50	48.90	ppm	-2.2	<=30
Chlorobenzene	RC1500107-10	T	Average RF	50	48.90	ppm	-2.2	<=20
Chloroethane	RC1500107-10	T	Average RF	50	49.56	ppm	-0.9	<=30
Chloroethane	RC1500107-10	T	Average RF	50	49.56	ppm	-0.9	<=20
Chloroform	RC1500107-10	T	Average RF	50	48.91	ppm	-2.2	<=30
Chloroform	RC1500107-10	T	Average RF	50	48.91	ppm	-2.2	<=20
Chloromethane	RC1500107-10	T	Average RF	50	46.54	ppm	-6.9	<=60
Chloromethane	RC1500107-10	T	Average RF	50	46.54	ppm	-6.9	<=20
Cyclohexane	RC1500107-10	T	Average RF	50	47.42	ppm	-5.2	<=20
Cyclohexane	RC1500107-10	T	Average RF	50	47.42	ppm	-5.2	<=30
Cyclohexanone	RC1500107-10	T	Average RF	1000	1137	ppm	13.7	<=30
Cyclohexanone	RC1500107-10	T	Average RF	1000	1137	ppm	13.7	<=20
Dibromochloromethane	RC1500107-10	T	Quadratic	50	54.17	ppm	8.3	<=30
Dibromochloromethane	RC1500107-10	T	Quadratic	50	54.17	ppm	8.3	<=20
Dibromomethane	RC1500107-10	T	Average RF	50	52.84	ppm	5.7	<=30
Dibromomethane	RC1500107-10	T	Average RF	50	52.84	ppm	5.7	<=20
Dichlorodifluoromethane (CFC 12)	RC1500107-10	T	Average RF	50	48.19	ppm	-3.6	<=20
Dichlorodifluoromethane (CFC 12)	RC1500107-10	T	Average RF	50	48.19	ppm	-3.6	<=60
Dichlorofluoromethane (CFC 21)	RC1500107-10	T	Average RF	50	55.93	ppm	11.9	<=20
Dichlorofluoromethane (CFC 21)	RC1500107-10	T	Average RF	50	55.93	ppm	11.9	<=30
Dichloromethane	RC1500107-10	T	Average RF	50	46.05	ppm	-7.9	<=30
Dichloromethane	RC1500107-10	T	Average RF	50	46.05	ppm	-7.9	<=20
Diethyl Ether	RC1500107-10	T	Average RF	50	51.03	ppm	2.1	<=30
Diethyl Ether	RC1500107-10	T	Average RF	50	51.03	ppm	2.1	<=20
Diisopropyl Ether	RC1500107-10	T	Average RF	50	46.17	ppm	-7.7	<=20
Diisopropyl Ether	RC1500107-10	T	Average RF	50	46.17	ppm	-7.7	<=30
Ethyl Methacrylate	RC1500107-10	T	Quadratic	50	56.62	ppm	13.2	<=30
Ethyl Methacrylate	RC1500107-10	T	Quadratic	50	56.62	ppm	13.2	<=20
Ethyl tert-Butyl Ether	RC1500107-10	T	Average RF	50	49.37	ppm	-1.3	<=30
Ethyl tert-Butyl Ether	RC1500107-10	T	Average RF	50	49.37	ppm	-1.3	<=20
Ethylbenzene	RC1500107-10	T	Average RF	50	50.85	ppm	1.7	<=30
Ethylbenzene	RC1500107-10	T	Average RF	50	50.85	ppm	1.7	<=20
Hexachlorobutadiene	RC1500107-10	T	Average RF	50	50.54	ppm	1.1	<=30
Hexachlorobutadiene	RC1500107-10	T	Average RF	50	50.54	ppm	1.1	<=20
Iodomethane	RC1500107-10	T	Quadratic	50	42.68	ppm	-14.6	<=30
Iodomethane	RC1500107-10	T	Quadratic	50	42.68	ppm	-14.6	<=20
Isopropylbenzene (Cumene)	RC1500107-10	T	Average RF	50	49.55	ppm	-0.9	<=30
Isopropylbenzene (Cumene)	RC1500107-10	T	Average RF	50	49.55	ppm	-0.9	<=20

Initial Calibration Verification Summary Report

Calibration ID:	RC1500107	**Instrument ID:**	R-MS-10
		Column Name:	1

Analyte	Lab Code	Type	Curve Fit	True Value	Calc Conc	Units	Result	Criteria
Methacrylonitrile	RC1500107-10	T	Average RF	50	52.77	ppm	5.5	<=20
Methacrylonitrile	RC1500107-10	T	Average RF	50	52.77	ppm	5.5	<=30
Methyl Acetate	RC1500107-10	T	Average RF	50	49.21	ppm	-1.6	<=30
Methyl Acetate	RC1500107-10	T	Average RF	50	49.21	ppm	-1.6	<=20
Methyl Methacrylate	RC1500107-10	T	Average RF	50	55.41	ppm	10.8	<=30
Methyl Methacrylate	RC1500107-10	T	Average RF	50	55.41	ppm	10.8	<=20
Methyl tert-Butyl Ether	RC1500107-10	T	Average RF	50	53.15	ppm	6.3	<=20
Methyl tert-Butyl Ether	RC1500107-10	T	Average RF	50	53.15	ppm	6.3	<=30
Methylcyclohexane	RC1500107-10	T	Average RF	50	49.70	ppm	-0.6	<=20
Methylcyclohexane	RC1500107-10	T	Average RF	50	49.70	ppm	-0.6	<=30
Naphthalene	RC1500107-10	T	Average RF	50	55.89	ppm	11.8	<=30
Naphthalene	RC1500107-10	T	Average RF	50	55.89	ppm	11.8	<=20
Propionitrile	RC1500107-10	T	Average RF	250	260.7	ppm	4.3	<=30
Propionitrile	RC1500107-10	T	Average RF	250	260.7	ppm	4.3	<=20
Styrene	RC1500107-10	T	Average RF	50	51.38	ppm	2.8	<=30
Styrene	RC1500107-10	T	Average RF	50	51.38	ppm	2.8	<=20
Tetrachloroethene (PCE)	RC1500107-10	T	Average RF	50	48.97	ppm	-2.1	<=20
Tetrachloroethene (PCE)	RC1500107-10	T	Average RF	50	48.97	ppm	-2.1	<=30
Tetrahydrofuran (THF)	RC1500107-10	T	Average RF	50	51.05	ppm	2.1	<=30
Tetrahydrofuran (THF)	RC1500107-10	T	Average RF	50	51.05	ppm	2.1	<=20
Toluene	RC1500107-10	T	Average RF	50	50.15	ppm	0.3	<=30
Toluene	RC1500107-10	T	Average RF	50	50.15	ppm	0.3	<=20
Trichloroethene (TCE)	RC1500107-10	T	Average RF	50	50.61	ppm	1.2	<=20
Trichloroethene (TCE)	RC1500107-10	T	Average RF	50	50.61	ppm	1.2	<=30
Trichlorofluoromethane (CFC 11)	RC1500107-10	T	Average RF	50	52.27	ppm	4.5	<=30
Trichlorofluoromethane (CFC 11)	RC1500107-10	T	Average RF	50	52.27	ppm	4.5	<=20
Vinyl Acetate	RC1500107-10	T	Quadratic	50	51.94	ppm	3.9	<=20
Vinyl Acetate	RC1500107-10	T	Quadratic	50	51.94	ppm	3.9	<=30
Vinyl Chloride	RC1500107-10	T	Average RF	50	47.21	ppm	-5.6	<=20
Vinyl Chloride	RC1500107-10	T	Average RF	50	47.21	ppm	-5.6	<=30
cis-1,2-Dichloroethene	RC1500107-10	T	Average RF	50	49.59	ppm	-0.8	<=30
cis-1,2-Dichloroethene	RC1500107-10	T	Average RF	50	49.59	ppm	-0.8	<=20
cis-1,3-Dichloropropene	RC1500107-10	T	Average RF	50	56.71	ppm	13.4	<=30
cis-1,3-Dichloropropene	RC1500107-10	T	Average RF	50	56.71	ppm	13.4	<=20
m,p-Xylenes	RC1500107-10	T	Average RF	100	99.39	ppm	-0.6	<=30
m,p-Xylenes	RC1500107-10	T	Average RF	100	99.39	ppm	-0.6	<=20
n-Butyl Acetate	RC1500107-10	T	Quadratic	50	54.93	ppm	9.9	<=20
n-Butyl Acetate	RC1500107-10	T	Quadratic	50	54.93	ppm	9.9	<=30
n-Butylbenzene	RC1500107-10	T	Average RF	50	52.93	ppm	5.9	<=30
n-Butylbenzene	RC1500107-10	T	Average RF	50	52.93	ppm	5.9	<=20
n-Heptane	RC1500107-10	T	Average RF	50	45.92	ppm	-8.2	<=30
n-Heptane	RC1500107-10	T	Average RF	50	45.92	ppm	-8.2	<=20
n-Propylbenzene	RC1500107-10	T	Average RF	50	48.96	ppm	-2.1	<=20
n-Propylbenzene	RC1500107-10	T	Average RF	50	48.96	ppm	-2.1	<=30
o-Xylene	RC1500107-10	T	Average RF	50	50.50	ppm	1.0	<=20
o-Xylene	RC1500107-10	T	Average RF	50	50.50	ppm	1.0	<=30
sec-Butylbenzene	RC1500107-10	T	Average RF	50	48.95	ppm	-2.1	<=20
sec-Butylbenzene	RC1500107-10	T	Average RF	50	48.95	ppm	-2.1	<=30
tert-Amyl Methyl Ether	RC1500107-10	T	Average RF	50	51.25	ppm	2.5	<=30
tert-Amyl Methyl Ether	RC1500107-10	T	Average RF	50	51.25	ppm	2.5	<=20
tert-Butylbenzene	RC1500107-10	T	Average RF	50	50.25	ppm	0.5	<=20

Initial Calibration Verification Summary Report

Calibration ID:	RC1500107	**Instrument ID:**	R-MS-10
		Column Name:	1

Analyte	Lab Code	Type	Curve Fit	True Value	Calc Conc	Units	Result	Criteria
tert-Butylbenzene	RC1500107-10	T	Average RF	50	50.25	ppm	0.5	<=30
trans-1,2-Dichloroethene	RC1500107-10	T	Average RF	50	48.67	ppm	-2.7	<=20
trans-1,2-Dichloroethene	RC1500107-10	T	Average RF	50	48.67	ppm	-2.7	<=30
trans-1,3-Dichloropropene	RC1500107-10	T	Quadratic	50	57.88	ppm	15.8	<=20
trans-1,3-Dichloropropene	RC1500107-10	T	Quadratic	50	57.88	ppm	15.8	<=30
trans-1,4-Dichloro-2-butene	RC1500107-10	T	Quadratic	50	55.77	ppm	11.5	<=30
trans-1,4-Dichloro-2-butene	RC1500107-10	T	Quadratic	50	55.77	ppm	11.5	<=20
1,2-Dichloroethane-d4	RC1500107-10	S	Average RF	50	51.14	ppm	2.3	<=20
1,2-Dichloroethane-d4	RC1500107-10	S	Average RF	50	51.14	ppm	2.3	<=30
4-Bromofluorobenzene	RC1500107-10	S	Average RF	50	49.65	ppm	-0.7	<=30
4-Bromofluorobenzene	RC1500107-10	S	Average RF	50	49.65	ppm	-0.7	<=20
Dibromofluoromethane	RC1500107-10	S	Average RF	50	50.00	ppm	0.0	<=20
Dibromofluoromethane	RC1500107-10	S	Average RF	50	50.00	ppm	0.0	<=30
Toluene-d8	RC1500107-10	S	Average RF	50	50.59	ppm	1.2	<=20
Toluene-d8	RC1500107-10	S	Average RF	50	50.59	ppm	1.2	<=30

Quantitation Report (QT Reviewed)

Data Path : I:\ACQUDATA\msvoa10\data\101915\
Data File : F3239.D
Acq On : 19 Oct 2015 10:50 pm
Operator : F. Naegler
Sample : 50 PPB ICV Inst : MSVOA10
Misc :
ALS Vial : 13 Sample Multiplier: 1

Quant Time: Oct 20 12:13:31 2015
Quant Method : I:\ACQUDATA\MSVOA10\METHODS\W101915.M
Quant Title : MS#10 - 8260B WATERS 10mL Purge
QLast Update : Tue Oct 20 12:01:30 2015
Response via : Initial Calibration

FJ 10/20/15
LL 10/20/15

Compound	R.T.	QIon	Response	Conc	Units	Dev(Min)
Internal Standards						
1) Pentafluorobenzene	5.665	168	675998	50.00	ug/L	0.00
41) 1,4-Difluorobenzene	6.714	114	968608	50.00	ug/L	0.00
70) d5-Chlorobenzene	9.957	117	861493	50.00	ug/L	0.00
90) 1,4-Dichlorobenzene-d4	11.987	152	477794	50.00	ug/L	0.00
System Monitoring Compounds						
43) surr4,Dibrflmethane	5.513	113	297096	50.00	ug/L	0.00
Spiked Amount 50.000	Range 89 - 119		Recovery = 100.00%			
46) surr1,1,2-dichloroetha...	6.031	65	408735	51.14	ug/L	0.00
Spiked Amount 50.000	Range 73 - 125		Recovery = 102.28%			
64) SURR3,Toluene-d8	8.488	98	1116498	50.59	ug/L	0.00
Spiked Amount 50.000	Range 87 - 121		Recovery = 101.18%			
69) SURR2,BFB	11.018	95	437595	49.65	ug/L	0.00
Spiked Amount 50.000	Range 85 - 122		Recovery = 99.30%			
Target Compounds						Qvalue
2) Dichlorodifluoromethane	1.160	85	468478	48.19	ug/L	95
3) Chloromethane	1.294	50	758077	46.54	ug/L	99
4) Vinyl Chloride	1.379	62	532957	47.21	ug/L	95
5) Bromomethane	1.611	94	220988	49.24	ug/L	96
6) Chloroethane	1.696	64	278457	49.56	ug/L	97
7) Freon 21	1.861	67	729265	55.93	ug/L	100
8) Trichlorofluoromethane	1.910	101	506595	52.27	ug/L	99
9) Diethyl Ether	2.166	59	400323	51.03	ug/L	97
10) Freon 123a	2.172	67	430765	53.39	ug/L	99
11) Freon 123	2.233	83	422240	50.48	ug/L	98
12) Acrolein	2.269	56	256618	109.74	ug/L	96
13) 1,1-Diclethene	2.361	96	271763	50.55	ug/L	99
14) Freon 113	2.373	101	269208	44.85	ug/L	99
15) Acetone	2.416	43	289948	47.57	ug/L	95
16) 2-Propanol	2.574	45	1311853	1093.57	ug/L	97
17) Iodomethane	2.501	142	365747	42.68	ug/L	98
18) Carbon Disulfide	2.562	76	769532	48.85	ug/L	99
19) Acetonitrile	2.684	40	339752m	227.72	ug/L	
20) Allyl Chloride	2.727	76	156680	50.90	ug/L #	93
21) Methyl Acetate	2.751	43	614849	49.21	ug/L	99
22) Methylene Chloride	2.849	84	323585	46.05	ug/L	99
23) TBA	3.013	59	1593291	1097.36	ug/L	97
24) Acrylonitrile	3.129	53	1451995	254.62	ug/L	99
25) Methyl-t-Butyl Ether	3.184	73	1166487	53.15	ug/L	98
26) trans-1,2-Dichloroethene	3.166	96	296204	48.67	ug/L	97
27) 1,1-Diclethane	3.708	63	654838	51.97	ug/L	98
28) Vinyl Acetate	3.818	86	75399	51.94	ug/L #	82
29) DIPE	3.854	45	1673721	46.17	ug/L	97
30) 2-Chloro-1,3-Butadiene	3.836	53	684117	45.06	ug/L	98
31) ETBE	4.434	59	1160432	49.37	ug/L	98
32) 2,2-Dichloropropane	4.604	77	341630	51.57	ug/L	95
33) cis-1,2-Dichloroethene	4.623	96	339289	49.59	ug/L	97
34) 2-Butanone	4.671	43	437655	50.56	ug/L	93
35) Propionitrile	4.763	54	602681	260.73	ug/L	98

Data Path : I:\ACQUDATA\msvoa10\data\101915\
Data File : F3239.D
Acq On : 19 Oct 2015 10:50 pm
Operator : F. Naegler
Sample : 50 PPB ICV Inst : MSVOA10
Misc :
ALS Vial : 13 Sample Multiplier: 1

Quant Time: Oct 20 12:13:31 2015
Quant Method : I:\ACQUDATA\MSVOA10\METHODS\W101915.M
Quant Title : MS#10 - 8260B WATERS 10mL Purge
QLast Update : Tue Oct 20 12:01:30 2015
Response via : Initial Calibration

Compound	R.T.	QIon	Response	Conc	Units		Dev(Min)
36) Bromochloromethane	5.049	130	219477	47.79	ug/L		94
37) Methacrylonitrile	5.062	67	220994	52.77	ug/L		92
38) Tetrahydrofuran	5.141	42	286794	51.05	ug/L		88
39) Chloroform	5.244	83	553537	48.91	ug/L		98
40) 1,1,1-Trichloroethane	5.513	97	454457	53.06	ug/L		99
42) Cyclohexane	5.598	41	487957	47.42	ug/L		98
44) Carbontetrachloride	5.787	121	120887	54.90	ug/L		88
45) 1,1-Dichloropropene	5.799	75	435797	51.56	ug/L		94
47) Benzene	6.104	78	1283737	49.72	ug/L		93
48) 1,2-Dichloroethane	6.147	62	559148	50.98	ug/L		98
49) Iso-Butyl Alcohol	6.147	43	926698	1110.61	ug/L		96
50) TAME	6.342	73	955565	51.25	ug/L		97
51) n-Heptane	6.586	43	632893	45.92	ug/L		98
52) 1-Butanol	7.073	56	1201579	2895.24	ug/L		96
53) Trichloroethene	7.031	130	335972	50.61	ug/L		97
54) Methylcyclohexane	7.262	55	574168	49.70	ug/L		98
55) 1,2-Diclpropane	7.305	63	391679	51.46	ug/L		99
56) Dibromomethane	7.445	93	218989	52.84	ug/L		98
57) 1,4-Dioxane	7.506	88	163780	992.12	ug/L		98
58) Methyl Methacrylate	7.531	69	331206	55.41	ug/L		98
59) Bromodichloromethane	7.665	83	402163	52.93	ug/L		96
60) 2-Nitropropane	7.945	41	202340	111.05	ug/L		96
61) 2-Chloroethylvinyl Ether	8.067	63	313313	52.50	ug/L		95
62) cis-1,3-Dichloropropene	8.201	75	520221	56.71	ug/L		96
63) 4-Methyl-2-pentanone	8.402	43	824190	51.03	ug/L		98
65) Toluene	8.561	91	1329967	50.15	ug/L		97
66) trans-1,3-Dichloropropene	8.829	75	464834	57.88	ug/L		98
67) Ethyl Methacrylate	8.963	69	558653	56.62	ug/L		92
68) 1,1,2-Trichloroethane	9.012	97	313261	50.44	ug/L		98
71) Tetrachloroethene	9.146	164	260808	48.97	ug/L		96
72) 2-Hexanone	9.299	43	610331	49.85	ug/L		97
73) 1,3-Dichloropropane	9.177	76	566627	52.62	ug/L		98
74) Dibromochloromethane	9.402	129	325382	54.17	ug/L		96
75) N-Butyl Acetate	9.451	43	1167374	54.93	ug/L		98
76) 1,2-Dibromoethane	9.494	107	338993	56.38	ug/L		99
77) 3-Chlorobenzotrifluoride	10.000	180	502565	48.62	ug/L		100
78) Chlorobenzene	9.981	112	887961	48.90	ug/L		96
79) 4-Chlorobenzotrifluoride	10.055	180	444544	50.55	ug/L		99
80) 1,1,1,2-Tetrachloroethane	10.067	131	320219	54.21	ug/L		97
81) Ethylbenzene	10.103	106	466618	50.85	ug/L		98
82) (m+p)Xylene	10.213	106	1166083	99.39	ug/L		96
83) o-Xylene	10.567	106	587775	50.50	ug/L		96
84) Styrene	10.579	104	1029732	51.38	ug/L		99
85) Bromoform	10.731	173	239455	54.14	ug/L		93
86) 2-Chlorobenzotrifluoride	10.804	180	506935	49.48	ug/L		99
87) Isopropylbenzene	10.896	105	1505420	49.55	ug/L		99
88) Cyclohexanone	10.957	55	2263411	1137.49	ug/L		99
89) trans-1,4-Dichloro-2-B...	11.201	53	196711	55.77	ug/L		96
91) 1,1,2,2-Tetrachloroethane	11.152	83	495456	51.26	ug/L		96
92) Bromobenzene	11.140	156	402808	50.27	ug/L		97
93) 1,2,3-Trichloropropane	11.182	110	154233	49.21	ug/L	#	87

Quantitation Report (QT Reviewed)

Data Path : I:\ACQUDATA\msvoa10\data\101915\
Data File : F3239.D
Acq On : 19 Oct 2015 10:50 pm
Operator : F. Naegler
Sample : 50 PPB ICV Inst : MSVOA10
Misc :
ALS Vial : 13 Sample Multiplier: 1

Quant Time: Oct 20 12:13:31 2015
Quant Method : I:\ACQUDATA\MSVOA10\METHODS\W101915.M
Quant Title : MS#10 - 8260B WATERS 10mL Purge
QLast Update : Tue Oct 20 12:01:30 2015
Response via : Initial Calibration

	Compound	R.T.	QIon	Response	Conc	Units	Dev(Min)
94)	n-Propylbenzene	11.249	91	1750023	48.96	ug/L	100
95)	2-Chlorotoluene	11.310	91	1070671	51.71	ug/L	99
96)	3-Chlorotoluene	11.365	91	1110503	50.93	ug/L	98
97)	4-Chlorotoluene	11.402	91	1250612	50.76	ug/L	94
98)	1,3,5-Trimethylbenzene	11.402	105	1296906	51.90	ug/L	100
99)	tert-Butylbenzene	11.670	119	1143950	50.25	ug/L	99
100)	1,2,4-Trimethylbenzene	11.713	105	1360821	52.65	ug/L	98
101)	3,4-Dichlorobenzotrifl...	11.774	214	392166	49.49	ug/L	96
102)	sec-Butylbenzene	11.853	105	1597406	48.95	ug/L	98
103)	p-Isopropyltoluene	11.975	119	1433368	54.05	ug/L	98
104)	1,3-Dclbenz	11.932	146	763173	50.28	ug/L	98
105)	1,4-Dclbenz	12.005	146	763774	49.58	ug/L	94
106)	2,4-Dichlorobenzotrifl...	12.060	214	349900	49.04	ug/L	96
107)	2,5-Dichlorobenzotrifl...	12.103	214	407711	49.89	ug/L	94
108)	n-Butylbenzene	12.304	91	1307103	52.93	ug/L	100
109)	1,2-Dclbenz	12.310	146	771398	51.28	ug/L	98
110)	1,2-Dibromo-3-chloropr...	12.926	157	122521	53.16	ug/L	88
111)	Trielution Dichlorotol...	13.048	125	2190930	158.24	ug/L	100
112)	1,3,5-Trichlorobenzene	13.103	180	620128	51.16	ug/L	98
113)	Coelution Dichlorotoluene	13.377	125	1653391	106.68	ug/L	100
114)	1,2,4-Tcbenzene	13.584	180	617993	53.31	ug/L	96
115)	Hexachlorobt	13.718	225	257396	50.54	ug/L	94
116)	Naphthalen	13.773	128	1943141	55.89	ug/L	99
117)	1,2,3-Tclbenzene	13.962	180	627908	52.69	ug/L	99
118)	2,4,5-Trichlorotoluene	14.548	159	483311	53.70	ug/L	98
119)	2,3,6-Trichlorotoluene	14.633	159	441955	53.99	ug/L	95

(#) = qualifier out of range (m) = manual integration (+) = signals summed

Quantitation Report (Qedit)

Data Path : I:\ACQUDATA\msvoa10\data\101915\
Data File : F3239.D
Acq On : 19 Oct 2015 10:50 pm
Operator : F. Naegler
Sample : 50 PPB ICV Inst : MSVOA10
Misc :
ALS Vial : 13 Sample Multiplier: 1

Quant Time: Oct 20 12:04:40 2015
Quant Method : I:\ACQUDATA\MSVOA10\METHODS\W101915.M
Quant Title : MS#10 - 8260B WATERS 10mL Purge
QLast Update : Tue Oct 20 12:01:30 2015
Response via : Initial Calibration

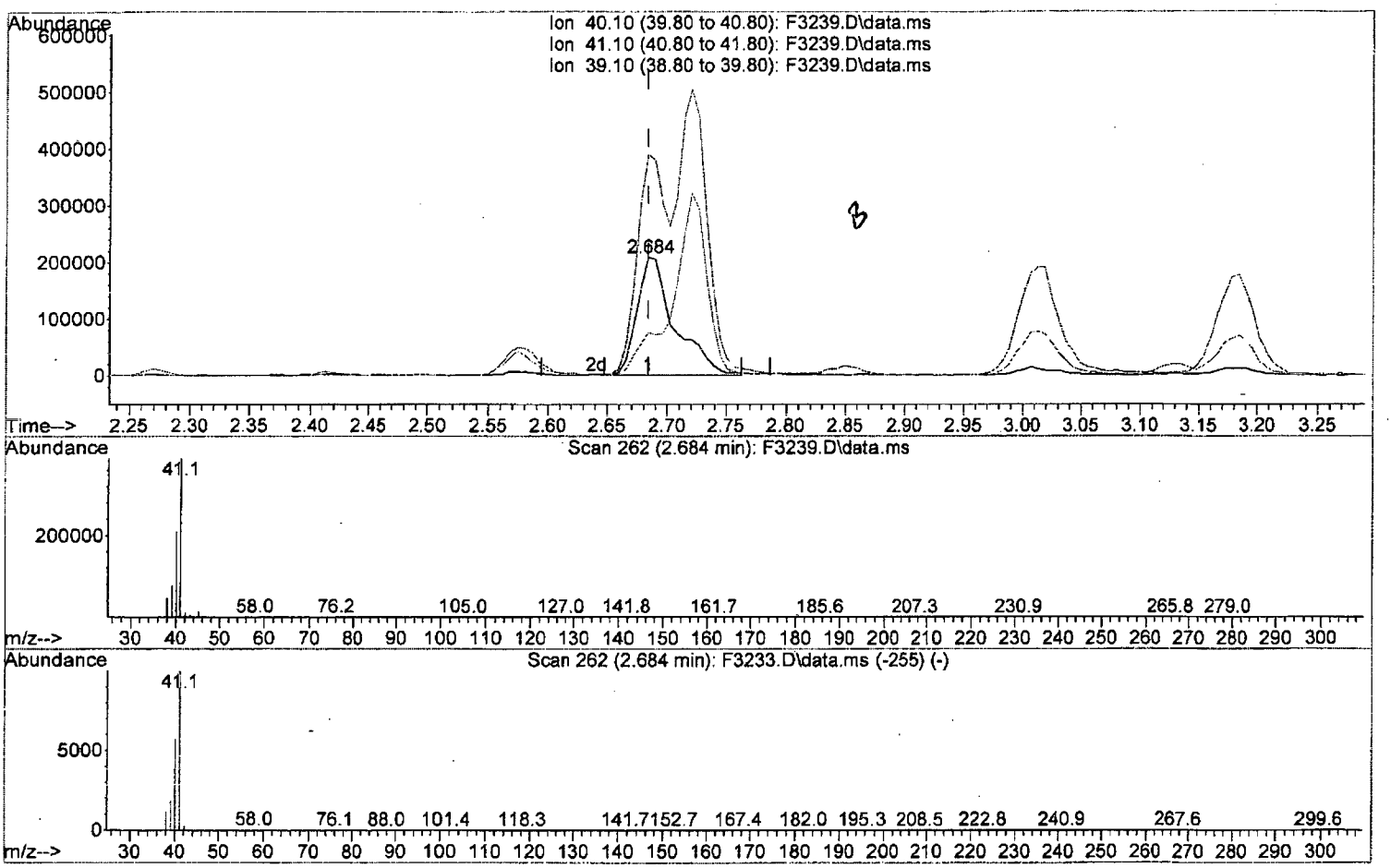

TIC: F3239.D\data.ms

(19) Acetonitrile

2.684min (-0.000) 305.05 ug/L

response 455136

Ion	Exp%	Act%
40.10	100	100
41.10	176.40	186.72
39.10	34.00	36.38
0.00	0.00	0.00

Quantitation Report (Qedit)

Data Path : I:\ACQUDATA\msvoa10\data\101915\
Data File : F3239.D
Acq On : 19 Oct 2015 10:50 pm
Operator : F. Naegler
Sample : 50 PPB ICV Inst : MSVOA10
Misc :
ALS Vial : 13 Sample Multiplier: 1

Quant Time: Oct 20 12:04:40 2015
Quant Method : I:\ACQUDATA\MSVOA10\METHODS\W101915.M
Quant Title : MS#10 - 8260B WATERS 10mL Purge
QLast Update : Tue Oct 20 12:01:30 2015
Response via : Initial Calibration

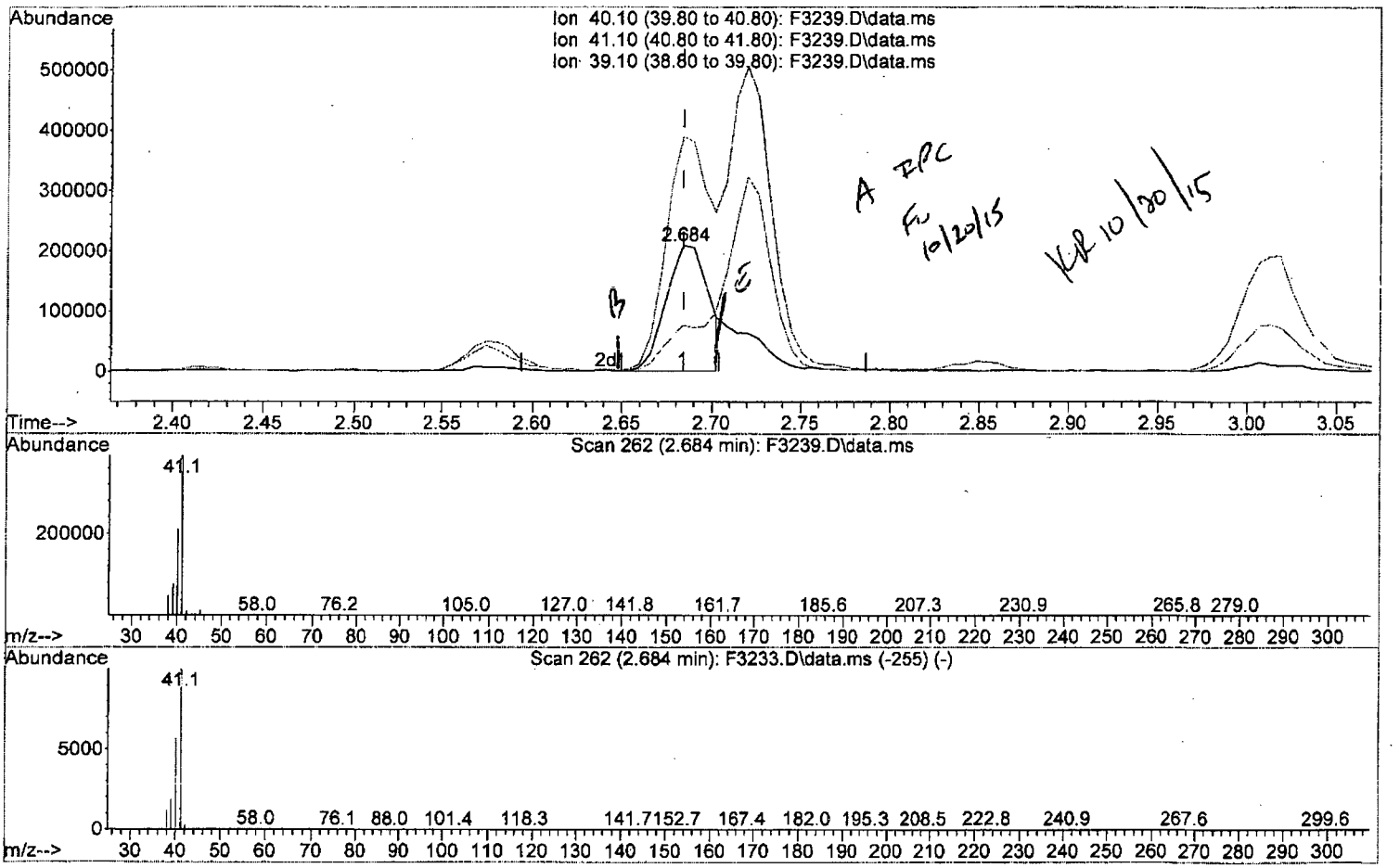

TIC: F3239.D\data.ms

(19) Acetonitrile

2.684min (-0.000) 227.72 ug/L m

response 339752

Ion	Exp%	Act%
40.10	100	100
41.10	176.40	186.72
39.10	34.00	36.38
0.00	0.00	0.00

Quantitation Report (QT Reviewed)

Data Path : I:\ACQUDATA\msvoa10\data\101915\
Data File : F3239.D
Acq On : 19 Oct 2015 10:50 pm
Operator : F. Naegler
Sample : 50 PPB ICV Inst : MSVOA10
Misc :
ALS Vial : 13 Sample Multiplier: 1

Quant Time: Oct 20 12:13:31 2015
Quant Method : I:\ACQUDATA\MSVOA10\METHODS\W101915.M
Quant Title : MS#10 - 8260B WATERS 10mL Purge
QLast Update : Tue Oct 20 12:01:30 2015
Response via : Initial Calibration

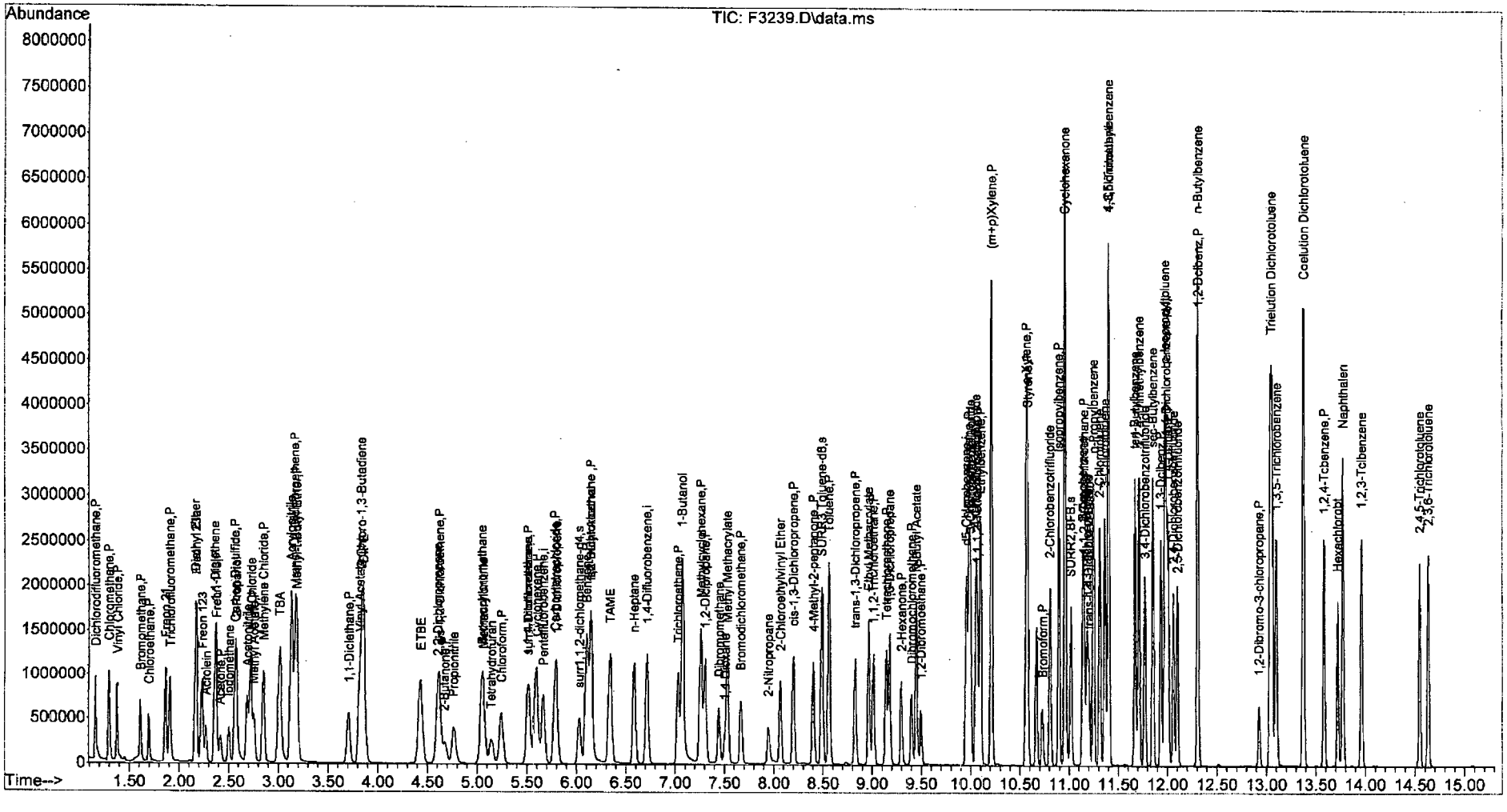

Client: CB&I
Project: Textron Wheatfield/Annual Groundwater

Service Request: R1509047
Date Analyzed: 10/23/15

Continuing Calibration Verification Summary
Volatile Organic Compounds by GC/MS

Analytical Method: 8260C

File ID: I:\ACQUDATA\msvoa10\data\102315\F3382.D\

Calibration Date: 10/19/15
Calibration ID: RC1500107
Analysis Lot: 468624
Units: µg/L

Analyte Name	Expected	Result	Average RF	CCV RF	%D	%Drift	Criteria	Curve Fit
Chloromethane	50.0	42.9	1.205	1.033	-14.3	NA	± 20 %	Average RF
Vinyl Chloride	50.0	44.7	0.8349	0.7471	-10.5	NA	± 20 %	Average RF
Chloroethane	50.0	47.1	0.4156	0.3917	-5.7	NA	± 20 %	Average RF
Bromomethane	50.0	35.9	NA	NA	NA	-28.2 *	± 20 %	Quadratic
1,1-Dichloroethene	50.0	45.3	0.3976	0.3602	-9.4	NA	± 20 %	Average RF
Acetone	50.0	46.4	0.4508	0.4179	-7.3	NA	± 20 %	Average RF
Carbon Disulfide	50.0	50.4	1.165	1.175	0.8	NA	± 20 %	Average RF
Methylene Chloride	50.0	43.1	0.5197	0.4479	-13.8	NA	± 20 %	Average RF
trans-1,2-Dichloroethene	50.0	43.9	0.4501	0.3951	-12.2	NA	± 20 %	Average RF
1,1-Dichloroethane	50.0	45.7	0.9320	0.8526	-8.5	NA	± 20 %	Average RF
cis-1,2-Dichloroethene	50.0	44.7	0.5060	0.4522	-10.6	NA	± 20 %	Average RF
2-Butanone (MEK)	50.0	47.1	0.6403	0.6028	-5.8	NA	± 20 %	Average RF
Chloroform	50.0	45.5	0.8370	0.7622	-8.9	NA	± 20 %	Average RF
1,1,1-Trichloroethane	50.0	46.3	0.6335	0.5869	-7.4	NA	± 20 %	Average RF
Carbon Tetrachloride	50.0	45.8	0.1137	0.1040	-8.5	NA	± 20 %	Average RF
Benzene	50.0	44.9	1.333	1.198	-10.1	NA	± 20 %	Average RF
1,2-Dichloroethane	50.0	48.1	0.5662	0.5446	-3.8	NA	± 20 %	Average RF
Trichloroethene	50.0	44.4	0.3427	0.3045	-11.1	NA	± 20 %	Average RF
1,2-Dichloropropane	50.0	43.9	0.3929	0.3446	-12.3	NA	± 20 %	Average RF
Bromodichloromethane	50.0	49.3	0.3922	0.3866	-1.4	NA	± 20 %	Average RF
cis-1,3-Dichloropropene	50.0	51.4	0.4736	0.4869	2.8	NA	± 20 %	Average RF
4-Methyl-2-pentanone (MIBK)	50.0	47.3	0.8337	0.7880	-5.5	NA	± 20 %	Average RF
Toluene	50.0	45.3	1.369	1.241	-9.3	NA	± 20 %	Average RF
trans-1,3-Dichloropropene	50.0	52.6	NA	NA	NA	5.2	± 20 %	Quadratic
1,1,2-Trichloroethane	50.0	45.1	0.3206	0.2893	-9.7	NA	± 20 %	Average RF
Tetrachloroethene	50.0	42.6	0.3091	0.2635	-14.8	NA	± 20 %	Average RF
2-Hexanone	50.0	45.7	0.7105	0.6499	-8.5	NA	± 20 %	Average RF
Dibromochloromethane	50.0	49.4	NA	NA	NA	-1.3	± 20 %	Quadratic
Chlorobenzene	50.0	43.2	1.054	0.9101	-13.6	NA	± 20 %	Average RF
Ethylbenzene	50.0	44.9	0.5326	0.4786	-10.1	NA	± 20 %	Average RF
m,p-Xylenes	100	86.5	0.6810	0.5893	-13.5	NA	± 20 %	Average RF
o-Xylene	50.0	44.1	0.6755	0.5961	-11.8	NA	± 20 %	Average RF
Styrene	50.0	44.5	1.163	1.036	-11.0	NA	± 20 %	Average RF
Bromoform	50.0	48.0	NA	NA	NA	-4.0	± 20 %	Quadratic
1,1,2,2-Tetrachloroethane	50.0	46.2	1.011	0.9349	-7.6	NA	± 20 %	Average RF
4-Bromofluorobenzene	50.0	50.6	0.4549	0.4601	1.1	NA	± 20 %	Average RF
Toluene-d8	50.0	52.2	1.139	1.190	4.4	NA	± 20 %	Average RF
Dibromofluoromethane	50.0	51.8	0.3067	0.3180	3.7	NA	± 20 %	Average RF

Data Path : I:\ACQUDATA\msvoa10\data\102315\
Data File : F3382.D
Acq On : 23 Oct 2015 11:06 am
Operator : F. Naegler
Sample : CCV Inst : MSVOA10
Misc :
ALS Vial : 1 Sample Multiplier: 1

Quant Time: Oct 23 11:23:03 2015
Quant Method : I:\ACQUDATA\MSVOA10\METHODS\W101915.M
Quant Title : MS#10 - 8260B WATERS 10mL Purge
QLast Update : Tue Oct 20 12:01:30 2015
Response via : Initial Calibration

FJ 10/26/15

Min. RRF : 0.000 Min. Rel. Area : 50% Max. R.T. Dev 0.50min
Max. RRF Dev : 20% Max. Rel. Area : 200%

		Compound	AvgRF	CCRF	%Dev	Area%	Dev(min)
1	i	Pentafluorobenzene	1.0000	1.0000	0.0	102	0.00
2	P	Dichlorodifluoromethane	0.7191	0.6583	8.5	90	0.00
3	P	Chloromethane	1.2047	1.0325	14.3	87	0.00
4	P	Vinyl Chloride	0.8349	0.7471	10.5	92	0.00
5	P	Bromomethane	0.3944	0.2522	28.2 ~~36.1#~~	87	-0.01 (1)
6	P	Chloroethane	0.4156	0.3917	5.8	96	0.00
7		Freon 21	0.9644	0.9874	-2.4	104	0.00
8	P	Trichlorofluoromethane	0.7168	0.6553	8.6	91	0.00
9		Diethyl Ether	0.5802	0.5600	3.5	98	0.00
10		Freon 123a	0.5968	0.5991	-0.4	105	0.00
11		Freon 123	0.6186	0.6210	-0.4	105	0.00
12		Acrolein	0.1730	0.1090	37.0#	63	0.00
13		1,1-Diclethene	0.3976	0.3602	9.4	93	-0.01
14	P	Freon 113	0.4440	0.3968	10.6	97	0.00
15	P	Acetone	0.4508	0.4179	7.3	96	0.00
16		2-Propanol	0.0868	0.0844	2.9 ~~2.8~~	95	0.00
17		Iodomethane	0.5913	0.5087	19.2 ~~14.0~~	76	0.00
18	P	Carbon Disulfide	1.1651	1.1745	-0.8	104	0.00
19		Acetonitrile	0.1104	0.0992	10.1	91	0.00
20		Allyl Chloride	0.2277	0.2150	5.6	96	0.00
21	P	Methyl Acetate	0.9241	0.9066	1.9	99	0.00
22	P	Methylene Chloride	0.5197	0.4479	13.8	95	0.00
23		TBA	0.1024	0.0959	8.1 ~~6.3~~	88	0.00
24		Acrylonitrile	0.4218	0.4076	3.4	94	0.00
25	P	Methyl-t-Butyl Ether	1.6233	1.5594	3.9	96	0.00
26	P	trans-1,2-Dichloroethene	0.4501	0.3951	12.2	93	0.00
27	P	1,1-Diclethane	0.9320	0.8526	8.5	95	0.00
28		Vinyl Acetate	0.0998	0.1075	-0.9 ~~-7.7~~	105	0.00
29		DIPE	2.6811	2.5929	3.3	102	0.00
30		2-Chloro-1,3-Butadiene	1.1230	1.1518	-2.6	105	0.00
31		ETBE	1.7384	1.7411	-0.2	103	0.00
32		2,2-Dichloropropane	0.4900	0.5206	-6.2	110	0.00
33	P	cis-1,2-Dichloroethene	0.5060	0.4522	10.6	96	0.00
34	P	2-Butanone	0.6403	0.6028	5.9	100	-0.03
35		Propionitrile	0.1710	0.1599	6.5	90	-0.02
36		Bromochloromethane	0.3397	0.3045	10.4	93	0.00
37		Methacrylonitrile	0.3097	0.2809	9.3	91	0.00
38		Tetrahydrofuran	0.4155	0.3846	7.4	92	-0.02
39	P	Chloroform	0.8370	0.7622	8.9	95	0.00
40	P	1,1,1-Trichloroethane	0.6335	0.5869	7.4	93	0.00
41	i	1,4-Difluorobenzene	1.0000	1.0000	0.0	103	0.00
42	P	Cyclohexane	0.5312	0.5563	-4.7	111	0.00
43	s	surr4,Dibrflmethane	0.3067	0.3180	-3.7	107	0.00
44	P	Carbontetrachloride	0.1137	0.1040	8.5	93	0.00
45		1,1-Dichloropropene	0.4363	0.3765	13.7	92	0.00
46	s	surr1,1,2-dichloroethane-d4	0.4125	0.4486	-8.8	112	0.00

Data Path : I:\ACQUDATA\msvoa10\data\102315\
Data File : F3382.D
Acq On : 23 Oct 2015 11:06 am
Operator : F. Naegler
Sample : CCV Inst : MSVOA10
Misc :
ALS Vial : 1 Sample Multiplier: 1

Quant Time: Oct 23 11:23:03 2015
Quant Method : I:\ACQUDATA\MSVOA10\METHODS\W101915.M
Quant Title : MS#10 - 8260B WATERS 10mL Purge
QLast Update : Tue Oct 20 12:01:30 2015
Response via : Initial Calibration

Min. RRF : 0.000 Min. Rel. Area : 50% Max. R.T. Dev 0.50min
Max. RRF Dev : 20% Max. Rel. Area : 200%

		Compound	AvgRF	CCRF	%Dev	Area%	Dev(min)
47	P	Benzene	1.3327	1.1978	10.1	95	0.00
48	P	1,2-Dichloroethane	0.5662	0.5446	3.8	98	0.00
49		Iso-Butyl Alcohol	0.0408	0.0395	4.9 ~~3.2~~	92	0.00
50		TAME	0.9624	0.9308	3.3	100	0.00
51		n-Heptane	0.7115	0.7708	-8.3	115	0.00
52		1-Butanol	0.0185	0.0203	1.2 ~~9.7~~	91	0.00
53	P	Trichloroethene	0.3427	0.3045	11.1	90	0.00
54	P	Methylcyclohexane	0.5964	0.6545	-9.7	117	0.00
55	P	1,2-Diclpropane	0.3929	0.3446	12.3	93	0.00
56		Dibromomethane	0.2139	0.2134	0.2	100	0.00
57		1,4-Dioxane	0.0085	0.0073	14.1	90	0.00
58		Methyl Methacrylate	0.3085	0.2893	6.2	95	0.00
59	P	Bromodichloromethane	0.3922	0.3866	1.4	99	0.00
60		2-Nitropropane	0.0961	0.1003	-7.4 ~~4.4~~	108	0.00
61		2-Chloroethylvinyl Ether	0.3080	0.3012	2.2	100	0.00
62	P	cis-1,3-Dichloropropene	0.4736	0.4869	-2.8	98	0.00
63	P	4-Methyl-2-pentanone	0.8337	0.7880	5.5	101	0.00
64	s	SURR3,Toluene-d8	1.1392	1.1898	-4.4	106	0.00
65	P	Toluene	1.3690	1.2411	9.3	93	0.00
66	P	trans-1,3-Dichloropropene	0.4071	0.4312	-5.2 ~~5.9~~	101	0.00
67		Ethyl Methacrylate	0.4863	0.5021	-0.2 ~~3.2~~	96	0.00
68	P	1,1,2-Trichloroethane	0.3206	0.2893	9.8	92	0.00
69	s	SURR2,BFB	0.4549	0.4601	-1.1	106	0.00
70	i	d5-Chlorobenzene	1.0000	1.0000	0.0	105	0.00
71	P	Tetrachloroethene	0.3091	0.2635	14.8	94	0.00
72	P	2-Hexanone	0.7105	0.6499	8.5	98	0.00
73		1,3-Dichloropropane	0.6250	0.5641	9.7	95	0.00
74	P	Dibromochloromethane	0.3464	0.3415	1.3 ~~1.4~~	98	0.00
75		N-Butyl Acetate	1.0956	1.1641	5.3 ~~6.3~~	102	0.00
76	P	1,2-Dibromoethane	0.3490	0.3402	~~2.5~~ OK	94	0.00
77		3-Chlorobenzotrifluoride	0.6000	0.5902	~~1.6~~	100	0.00
78	P	Chlorobenzene	1.0539	0.9101	13.6	94	0.00
79		4-Chlorobenzotrifluoride	0.5104	0.5244	-2.7	102	0.00
80		1,1,1,2-Tetrachloroethane	0.3243	0.3206	5.7 ~~1.1~~	94	0.00
81	P	Ethylbenzene	0.5326	0.4786	10.1	94	0.00
82	P	(m+p)Xylene	0.6810	0.5893	13.5	92	0.00
83	P	o-Xylene	0.6755	0.5961	11.8	92	0.00
84	P	Styrene	1.1631	1.0355	11.0	94	0.00
85	P	Bromoform	0.2540	0.2425	4.0 ~~4.5~~	98	0.00
86		2-Chlorobenzotrifluoride	0.5946	0.5723	3.8	100	0.00
87	P	Isopropylbenzene	1.7632	1.5555	11.8	93	0.00
88		Cyclohexanone	0.1155	0.1175	-1.7	98	0.00
89		trans-1,4-Dichloro-2-Butene	0.1996	0.1924	4.6 ~~3.6~~	97	0.00
90	i	1,4-Dichlorobenzene-d4	1.0000	1.0000	0.0	105	0.00
91	P	1,1,2,2-Tetrachloroethane	1.0114	0.9349	7.6	92	0.00

Data Path : I:\ACQUDATA\msvoa10\data\102315\
Data File : F3382.D
Acq On : 23 Oct 2015 11:06 am
Operator : F. Naegler
Sample : CCV Inst : MSVOA10
Misc :
ALS Vial : 1 Sample Multiplier: 1

Quant Time: Oct 23 11:23:03 2015
Quant Method : I:\ACQUDATA\MSVOA10\METHODS\W101915.M
Quant Title : MS#10 - 8260B WATERS 10mL Purge
QLast Update : Tue Oct 20 12:01:30 2015
Response via : Initial Calibration

Min. RRF : 0.000 Min. Rel. Area : 50% Max. R.T. Dev 0.50min
Max. RRF Dev : 20% Max. Rel. Area : 200%

		Compound	AvgRF	CCRF	%Dev	Area%	Dev(min)
92		Bromobenzene	0.8385	0.7464	11.0	94	0.00
93		1,2,3-Trichloropropane	0.3280	0.2956	9.9	96	0.00
94		n-Propylbenzene	3.7407	3.4289	8.3	94	0.00
95		2-Chlorotoluene	2.1667	1.9653	9.3	93	0.00
96		3-Chlorotoluene	2.2816	2.2907	-0.4	101	0.00
97		4-Chlorotoluene	2.5783	2.3662	8.2	97	0.00
98		1,3,5-Trimethylbenzene	2.6149	2.3921	8.5	93	0.00
99		tert-Butylbenzene	2.3823	2.1154	11.2	91	0.00
100		1,2,4-Trimethylbenzene	2.7046	2.5016	7.5	96	0.00
101		3,4-Dichlorobenzotrifluorid	0.8293	0.8353	-0.7	106	0.00
102		sec-Butylbenzene	3.4150	3.1413	8.0	94	0.00
103		p-Isopropyltoluene	2.7754	2.6021	6.2	95	0.00
104	P	1,3-Dclbenz	1.5885	1.4180	10.7	94	0.00
105	P	1,4-Dclbenz	1.6120	1.4588	9.5	95	0.00
106		2,4-Dichlorobenzotrifluorid	0.7466	0.7521	-0.7	103	0.00
107		2,5-Dichlorobenzotrifluorid	0.8551	0.8561	-0.1	101	0.00
108		n-Butylbenzene	2.5844	2.4763	4.2	99	0.00
109	P	1,2-Dclbenz	1.5741	1.4110	10.4	94	0.00
110	P	1,2-Dibromo-3-chloropropane	0.1926	0.2229	5.7 ~~15.7~~	94	0.00
111		Trielution Dichlorotoluene	1.4489	1.5096	-4.2	101	0.00
112		1,3,5-Trichlorobenzene	1.2685	1.2760	-0.6	100	0.00
113		Coelution Dichlorotoluene	1.6220	1.6802	-3.6	99	0.00
114	P	1,2,4-Tcbenzene	1.2131	1.1554	4.8	96	0.00
115		Hexachlorobt	0.5329	0.4911	7.8	100	0.00
116		Naphthalen	3.6385	3.4890	4.1	91	0.00
117		1,2,3-Tclbenzene	1.2470	1.1813	5.3	95	0.00
118		2,4,5-Trichlorotoluene	0.9419	1.0236	-8.7	105	0.00
119		2,3,6-Trichlorotoluene	0.8566	0.8834	-3.1	102	0.00

(#) = Out of Range SPCC's out = 0 CCC's out = 0

Data Path : I:\ACQUDATA\msvoa10\data\102315\
Data File : F3382.D
Acq On : 23 Oct 2015 11:06 am
Operator : F. Naegler
Sample : CCV Inst : MSVOA10
Misc :
ALS Vial : 1 Sample Multiplier: 1

Quant Time: Oct 23 11:23:03 2015
Quant Method : I:\ACQUDATA\MSVOA10\METHODS\W101915.M
Quant Title : MS#10 - 8260B WATERS 10mL Purge
QLast Update : Tue Oct 20 12:01:30 2015
Response via : Initial Calibration

FJ 10/23/15

Compound	R.T.	QIon	Response	Conc	Units	Dev(Min)
Internal Standards						
1) Pentafluorobenzene	5.665	168	701118	50.00	ug/L	0.00
41) 1,4-Difluorobenzene	6.714	114	1016568	50.00	ug/L	0.00
70) d5-Chlorobenzene	9.957	117	930290	50.00	ug/L	0.00
90) 1,4-Dichlorobenzene-d4	11.987	152	505236	50.00	ug/L	0.00
System Monitoring Compounds						
43) surr4,Dibrflmethane	5.519	113	323222	51.83	ug/L	0.00
Spiked Amount 50.000	Range 89 - 119		Recovery = 103.66%			
46) surr1,1,2-dichloroetha...	6.025	65	456056	54.37	ug/L	0.00
Spiked Amount 50.000	Range 73 - 125		Recovery = 108.74%			
64) SURR3,Toluene-d8	8.488	98	1209482	52.22	ug/L	0.00
Spiked Amount 50.000	Range 87 - 121		Recovery = 104.44%			
69) SURR2,BFB	11.018	95	467710	50.57	ug/L	0.00
Spiked Amount 50.000	Range 85 - 122		Recovery = 101.14%			
Target Compounds						Qvalue
2) Dichlorodifluoromethane	1.160	85	461544	45.77	ug/L	96
3) Chloromethane	1.294	50	723916	42.85	ug/L	98
4) Vinyl Chloride	1.379	62	523827	44.74	ug/L	95
5) Bromomethane	1.611	94	176806	35.89	ug/L	95
6) Chloroethane	1.696	64	274620	47.13	ug/L	97
7) Freon 21	1.861	67	692251	51.19	ug/L	92
8) Trichlorofluoromethane	1.910	101	459415	45.71	ug/L	97
9) Diethyl Ether	2.166	59	392599	48.25	ug/L	91
10) Freon 123a	2.172	67	420071	50.20	ug/L	99
11) Freon 123	2.227	83	435403	50.19	ug/L	99
12) Acrolein	2.269	56	382097	157.55	ug/L	97
13) 1,1-Diclethene	2.361	96	252519	45.29	ug/L	99
14) Freon 113	2.373	101	278215	44.69	ug/L	95
15) Acetone	2.416	43	292995	46.35	ug/L	100
16) 2-Propanol	2.574	45	1182870	971.31	ug/L	99
17) Iodomethane	2.501	142	356630	40.41	ug/L	92
18) Carbon Disulfide	2.562	76	823483	50.41	ug/L	97
19) Acetonitrile	2.684	40	347832m	224.78	ug/L	
20) Allyl Chloride	2.720	76	150734	47.21	ug/L #	88
21) Methyl Acetate	2.751	43	635617	49.05	ug/L	97
22) Methylene Chloride	2.849	84	314001	43.09	ug/L	97
23) TBA	3.007	59	1344471	919.06	ug/L	97
24) Acrylonitrile	3.129	53	1428798	241.57	ug/L	97
25) Methyl-t-Butyl Ether	3.178	73	1093290	48.03	ug/L	98
26) trans-1,2-Dichloroethene	3.166	96	276979	43.88	ug/L	99
27) 1,1-Diclethane	3.708	63	597769	45.74	ug/L	99
28) Vinyl Acetate	3.818	86	75385	50.20	ug/L #	78
29) DIPE	3.854	45	1817958	48.36	ug/L	98
30) 2-Chloro-1,3-Butadiene	3.836	53	807582	51.28	ug/L	99
31) ETBE	4.427	59	1220743	50.08	ug/L	95
32) 2,2-Dichloropropane	4.604	77	364982	53.12	ug/L	97
33) cis-1,2-Dichloroethene	4.616	96	317015	44.68	ug/L	90
34) 2-Butanone	4.677	43	422662	47.08	ug/L	99
35) Propionitrile	4.763	54	560421	233.76	ug/L	99

Data Path : I:\ACQUDATA\msvoa10\data\102315\
Data File : F3382.D
Acq On : 23 Oct 2015 11:06 am
Operator : F. Naegler
Sample : CCV Inst : MSVOA10
Misc :
ALS Vial : 1 Sample Multiplier: 1

Quant Time: Oct 23 11:23:03 2015
Quant Method : I:\ACQUDATA\MSVOA10\METHODS\W101915.M
Quant Title : MS#10 - 8260B WATERS 10mL Purge
QLast Update : Tue Oct 20 12:01:30 2015
Response via : Initial Calibration

Compound	R.T.	QIon	Response	Conc	Units		Dev(Min)
36) Bromochloromethane	5.043	130	213477	44.82	ug/L		98
37) Methacrylonitrile	5.062	67	196951	45.35	ug/L		98
38) Tetrahydrofuran	5.135	42	269654	46.28	ug/L		95
39) Chloroform	5.238	83	534378	45.53	ug/L		96
40) 1,1,1-Trichloroethane	5.513	97	411508	46.32	ug/L		97
42) Cyclohexane	5.592	41	565511	52.36	ug/L		96
44) Carbontetrachloride	5.781	121	105746	45.76	ug/L		96
45) 1,1-Dichloropropene	5.799	75	382736	43.15	ug/L		96
47) Benzene	6.104	78	1217599	44.94	ug/L		96
48) 1,2-Dichloroethane	6.141	62	553673	48.10	ug/L		98
49) Iso-Butyl Alcohol	6.147	43	803865	950.92	ug/L		100
50) TAME	6.342	73	946187	48.36	ug/L		99
51) n-Heptane	6.586	43	783558	54.17	ug/L		98
52) 1-Butanol	7.073	56	1029909	2470.08	ug/L		99
53) Trichloroethene	7.031	130	309587	44.43	ug/L		96
54) Methylcyclohexane	7.262	55	665318	54.87	ug/L		99
55) 1,2-Diclpropane	7.305	63	350346	43.86	ug/L		99
56) Dibromomethane	7.445	93	216907	49.87	ug/L		96
57) 1,4-Dioxane	7.500	88	147530	851.52	ug/L		95
58) Methyl Methacrylate	7.531	69	294053	46.87	ug/L		96
59) Bromodichloromethane	7.665	83	393033	49.28	ug/L		95
60) 2-Nitropropane	7.945	41	203960	107.37	ug/L		94
61) 2-Chloroethylvinyl Ether	8.067	63	306216	48.89	ug/L		99
62) cis-1,3-Dichloropropene	8.201	75	494927	51.41	ug/L		96
63) 4-Methyl-2-pentanone	8.402	43	801008	47.26	ug/L		99
65) Toluene	8.561	91	1261688	45.33	ug/L		98
66) trans-1,3-Dichloropropene	8.829	75	438381	52.60	ug/L		97
67) Ethyl Methacrylate	8.963	69	510451	50.09	ug/L		93
68) 1,1,2-Trichloroethane	9.012	97	294120	45.13	ug/L		90
71) Tetrachloroethene	9.146	164	245136	42.62	ug/L		93
72) 2-Hexanone	9.298	43	604628	45.74	ug/L		99
73) 1,3-Dichloropropane	9.177	76	524773	45.13	ug/L		96
74) Dibromochloromethane	9.402	129	317705	49.37	ug/L		98
75) N-Butyl Acetate	9.451	43	1082983	47.37	ug/L		100
76) 1,2-Dibromoethane	9.494	107	316479	48.74	ug/L		94
77) 3-Chlorobenzotrifluoride	10.000	180	549082	49.19	ug/L		99
78) Chlorobenzene	9.981	112	846695	43.18	ug/L		96
79) 4-Chlorobenzotrifluoride	10.054	180	487870	51.37	ug/L		98
80) 1,1,1,2-Tetrachloroethane	10.067	131	298235	47.13	ug/L		97
81) Ethylbenzene	10.103	106	445224	44.93	ug/L		100
82) (m+p)Xylene	10.213	106	1096438	86.54	ug/L		93
83) o-Xylene	10.567	106	554556	44.12	ug/L		97
84) Styrene	10.579	104	963354	44.52	ug/L		98
85) Bromoform	10.731	173	225610	47.98	ug/L		99
86) 2-Chlorobenzotrifluoride	10.804	180	532365	48.12	ug/L		99
87) Isopropylbenzene	10.896	105	1447103	44.11	ug/L		99
88) Cyclohexanone	10.957	55	2186644	1017.65	ug/L		97
89) trans-1,4-Dichloro-2-B...	11.201	53	178987	47.68	ug/L		97
91) 1,1,2,2-Tetrachloroethane	11.152	83	472361	46.22	ug/L		96
92) Bromobenzene	11.140	156	377126	44.51	ug/L		97
93) 1,2,3-Trichloropropane	11.182	110	149352	45.07	ug/L	#	81

Data Path : I:\ACQUDATA\msvoa10\data\102315\
Data File : F3382.D
Acq On : 23 Oct 2015 11:06 am
Operator : F. Naegler
Sample : CCV Inst : MSVOA10
Misc :
ALS Vial : 1 Sample Multiplier: 1

Quant Time: Oct 23 11:23:03 2015
Quant Method : I:\ACQUDATA\MSVOA10\METHODS\W101915.M
Quant Title : MS#10 - 8260B WATERS 10mL Purge
QLast Update : Tue Oct 20 12:01:30 2015
Response via : Initial Calibration

	Compound	R.T.	QIon	Response	Conc	Units	Dev(Min)
94)	n-Propylbenzene	11.249	91	1732419	45.83	ug/L	99
95)	2-Chlorotoluene	11.310	91	992950	45.35	ug/L	97
96)	3-Chlorotoluene	11.365	91	1157324	50.20	ug/L	96
97)	4-Chlorotoluene	11.402	91	1195508	45.89	ug/L	93
98)	1,3,5-Trimethylbenzene	11.402	105	1208557	45.74	ug/L	98
99)	tert-Butylbenzene	11.670	119	1068779	44.40	ug/L	98
100)	1,2,4-Trimethylbenzene	11.713	105	1263906	46.25	ug/L	99
101)	3,4-Dichlorobenzotrifl...	11.774	214	422027	50.36	ug/L	98
102)	sec-Butylbenzene	11.853	105	1587101	45.99	ug/L	99
103)	p-Isopropyltoluene	11.975	119	1314676	46.88	ug/L	99
104)	1,3-Dclbenz	11.932	146	716402	44.63	ug/L	97
105)	1,4-Dclbenz	12.005	146	737053	45.25	ug/L	95
106)	2,4-Dichlorobenzotrifl...	12.060	214	379981	50.36	ug/L	99
107)	2,5-Dichlorobenzotrifl...	12.103	214	432539	50.06	ug/L	94
108)	n-Butylbenzene	12.304	91	1251128	47.91	ug/L	99
109)	1,2-Dclbenz	12.310	146	712880	44.82	ug/L	97
110)	1,2-Dibromo-3-chloropr...	12.932	157	112640	47.15	ug/L	97
111)	Trielution Dichlorotol...	13.048	125	2288111	156.29	ug/L	100
112)	1,3,5-Trichlorobenzene	13.103	180	644669	50.30	ug/L	98
113)	Coelution Dichlorotoluene	13.377	125	1697791	103.59	ug/L	99
114)	1,2,4-Tcbenzene	13.584	180	583745	47.62	ug/L	98
115)	Hexachlorobt	13.718	225	248104	46.07	ug/L	98
116)	Naphthalen	13.773	128	1762770	47.95	ug/L	98
117)	1,2,3-Tclbenzene	13.962	180	596811	47.36	ug/L	97
118)	2,4,5-Trichlorotoluene	14.547	159	517163	54.34	ug/L	99
119)	2,3,6-Trichlorotoluene	14.633	159	446330	51.56	ug/L	97

(#) = qualifier out of range (m) = manual integration (+) = signals summed

Data Path : I:\ACQUDATA\msvoa10\data\102315\
Data File : F3382.D
Acq On : 23 Oct 2015 11:06 am
Operator : F. Naegler
Sample : CCV Inst : MSVOA10
Misc :
ALS Vial : 1 Sample Multiplier: 1

Quant Time: Oct 23 11:20:34 2015
Quant Method : I:\ACQUDATA\MSVOA10\METHODS\W101915.M
Quant Title : MS#10 - 8260B WATERS 10mL Purge
QLast Update : Tue Oct 20 12:01:30 2015
Response via : Initial Calibration

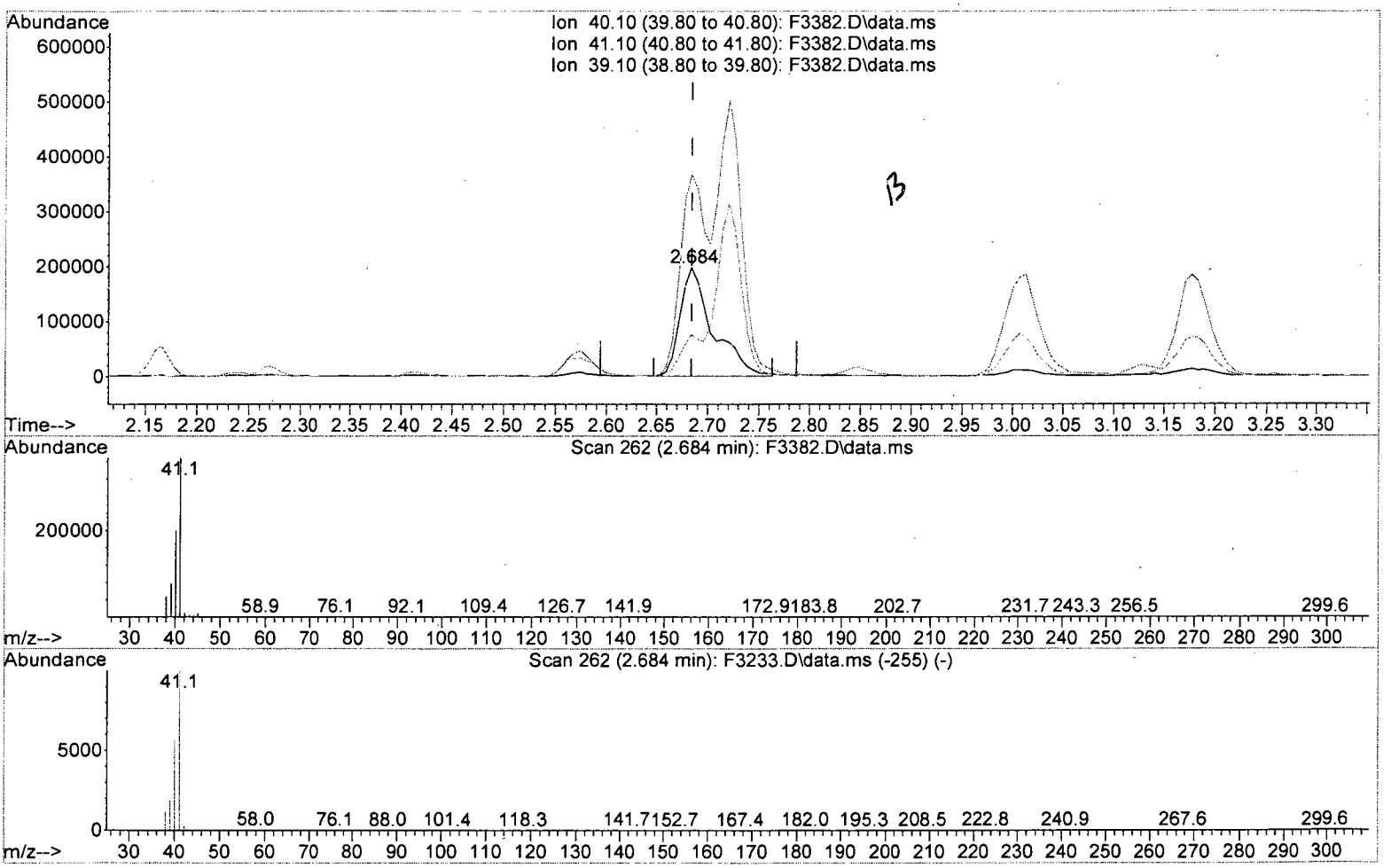

TIC: F3382.D\data.ms

(19) Acetonitrile

2.684min (-0.000) 281.53 ug/L

response 435652

Ion	Exp%	Act%
40.10	100	100
41.10	176.40	185.42
39.10	34.00	38.47
0.00	0.00	0.00

Quantitation Report (Qedit)

Data Path : I:\ACQUDATA\msvoa10\data\102315\
Data File : F3382.D
Acq On : 23 Oct 2015 11:06 am
Operator : F. Naegler
Sample : CCV Inst : MSVOA10
Misc :
ALS Vial : 1 Sample Multiplier: 1

Quant Time: Oct 23 11:20:34 2015
Quant Method : I:\ACQUDATA\MSVOA10\METHODS\W101915.M
Quant Title : MS#10 - 8260B WATERS 10mL Purge
QLast Update : Tue Oct 20 12:01:30 2015
Response via : Initial Calibration

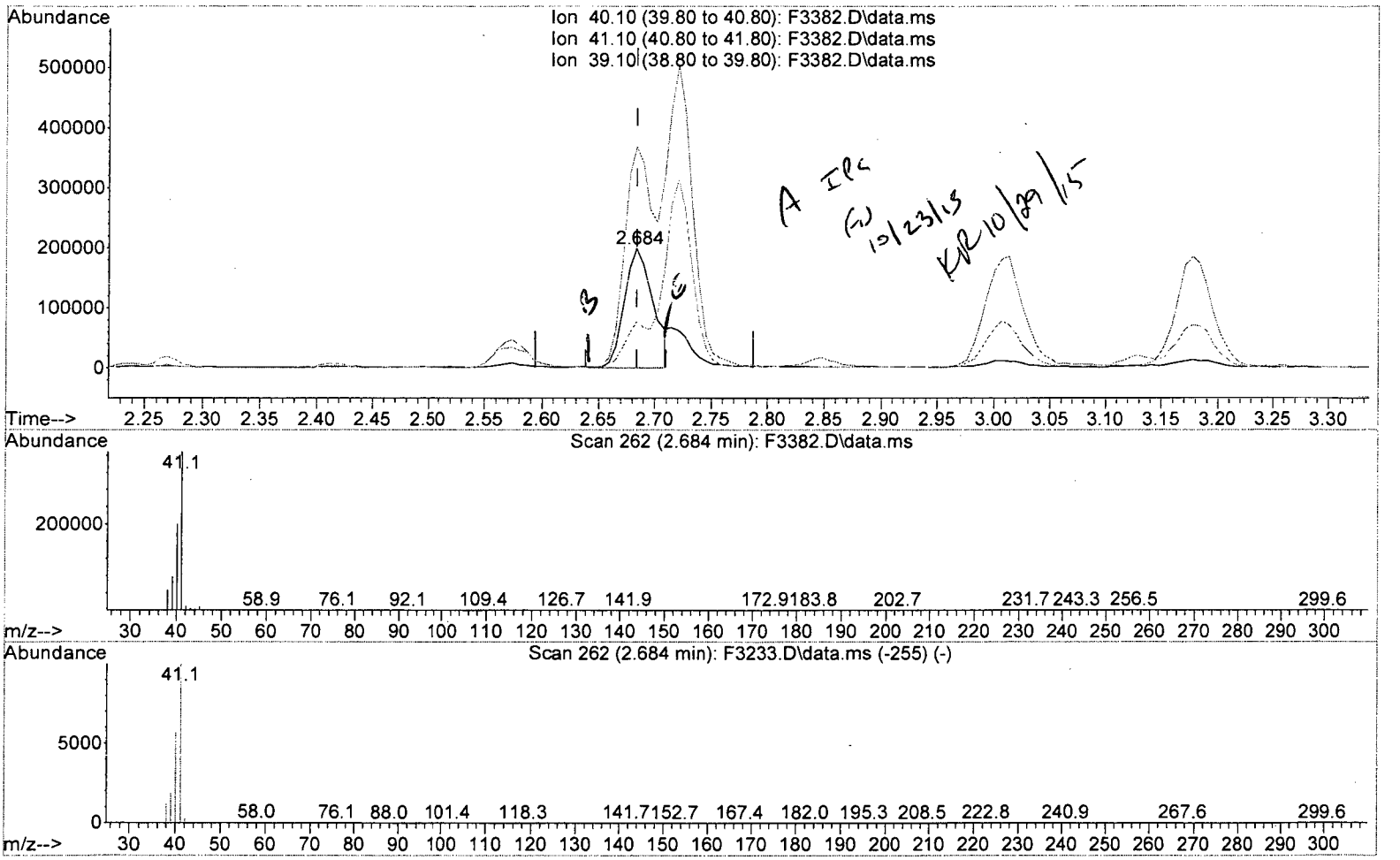

TIC: F3382.D\data.ms

(19) Acetonitrile

2.684min (-0.000) 224.78 ug/L m

response 347832

Ion	Exp%	Act%
40.10	100	100
41.10	176.40	185.42
39.10	34.00	38.47
0.00	0.00	0.00

Quantitation Report (QT Reviewed)

Data Path : I:\ACQUDATA\msvoa10\data\102315\
Data File : F3382.D
Acq On : 23 Oct 2015 11:06 am
Operator : F. Naegler
Sample : CCV Inst : MSVOA10
Misc :
ALS Vial : 1 Sample Multiplier: 1

Quant Time: Oct 23 11:23:03 2015
Quant Method : I:\ACQUDATA\MSVOA10\METHODS\W101915.M
Quant Title : MS#10 - 8260B WATERS 10mL Purge
QLast Update : Tue Oct 20 12:01:30 2015
Response via : Initial Calibration

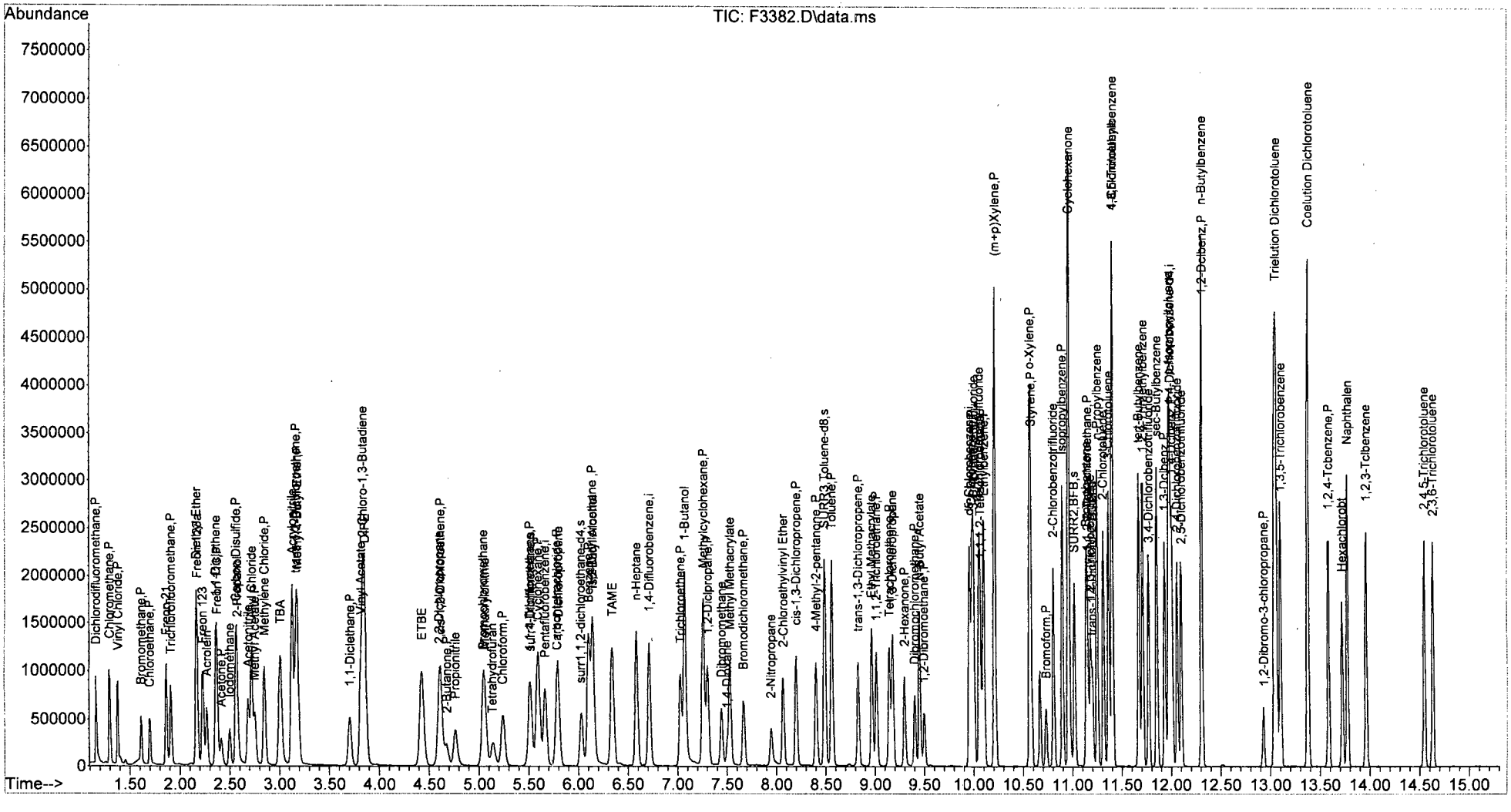

Client: CB&I
Project: Textron Wheatfield/Annual Groundwater

Service Request: R1509047
Date Analyzed: 10/26/15

Continuing Calibration Verification Summary
Volatile Organic Compounds by GC/MS

Analytical Method: 8260C

File ID: I:\ACQUDATA\msvoa10\data\102615\F3443.D\

Calibration Date: 10/19/15
Calibration ID: RC1500107
Analysis Lot: 468926
Units: µg/L

Analyte Name	Expected	Result	Average RF	CCV RF	%D	%Drift	Criteria	Curve Fit
Chloromethane	50.0	41.8	1.205	1.006	-16.5	NA	± 20 %	Average RF
Vinyl Chloride	50.0	47.0	0.8349	0.7845	-6.0	NA	± 20 %	Average RF
Chloroethane	50.0	45.6	0.4156	0.3793	-8.7	NA	± 20 %	Average RF
Bromomethane	50.0	35.3	NA	NA	NA	-29.3 *	± 20 %	Quadratic
1,1-Dichloroethene	50.0	46.9	0.3976	0.3733	-6.1	NA	± 20 %	Average RF
Acetone	50.0	46.4	0.4508	0.4181	-7.3	NA	± 20 %	Average RF
Carbon Disulfide	50.0	51.4	1.165	1.198	2.9	NA	± 20 %	Average RF
Methylene Chloride	50.0	43.1	0.5197	0.4475	-13.9	NA	± 20 %	Average RF
trans-1,2-Dichloroethene	50.0	45.2	0.4501	0.4067	-9.6	NA	± 20 %	Average RF
1,1-Dichloroethane	50.0	46.7	0.9320	0.8703	-6.6	NA	± 20 %	Average RF
cis-1,2-Dichloroethene	50.0	45.8	0.5060	0.4632	-8.5	NA	± 20 %	Average RF
2-Butanone (MEK)	50.0	44.5	0.6403	0.5693	-11.1	NA	± 20 %	Average RF
Chloroform	50.0	46.4	0.8370	0.7774	-7.1	NA	± 20 %	Average RF
1,1,1-Trichloroethane	50.0	47.9	0.6335	0.6074	-4.1	NA	± 20 %	Average RF
Carbon Tetrachloride	50.0	48.3	0.1137	0.1097	-3.5	NA	± 20 %	Average RF
Benzene	50.0	46.1	1.333	1.229	-7.8	NA	± 20 %	Average RF
1,2-Dichloroethane	50.0	48.6	0.5662	0.5498	-2.9	NA	± 20 %	Average RF
Trichloroethene	50.0	46.7	0.3427	0.3199	-6.7	NA	± 20 %	Average RF
1,2-Dichloropropane	50.0	46.6	0.3929	0.3660	-6.8	NA	± 20 %	Average RF
Bromodichloromethane	50.0	50.7	0.3922	0.3979	1.4	NA	± 20 %	Average RF
cis-1,3-Dichloropropene	50.0	52.2	0.4736	0.4944	4.4	NA	± 20 %	Average RF
4-Methyl-2-pentanone (MIBK)	50.0	44.4	0.8337	0.7396	-11.3	NA	± 20 %	Average RF
Toluene	50.0	47.7	1.369	1.305	-4.6	NA	± 20 %	Average RF
trans-1,3-Dichloropropene	50.0	51.2	NA	NA	NA	2.3	± 20 %	Quadratic
1,1,2-Trichloroethane	50.0	46.1	0.3206	0.2958	-7.7	NA	± 20 %	Average RF
Tetrachloroethene	50.0	45.7	0.3091	0.2823	-8.7	NA	± 20 %	Average RF
2-Hexanone	50.0	43.5	0.7105	0.6176	-13.1	NA	± 20 %	Average RF
Dibromochloromethane	50.0	50.6	NA	NA	NA	1.2	± 20 %	Quadratic
Chlorobenzene	50.0	45.1	1.054	0.9503	-9.8	NA	± 20 %	Average RF
Ethylbenzene	50.0	47.3	0.5326	0.5034	-5.5	NA	± 20 %	Average RF
m,p-Xylenes	100	93.2	0.6810	0.6345	-6.8	NA	± 20 %	Average RF
o-Xylene	50.0	47.5	0.6755	0.6418	-5.0	NA	± 20 %	Average RF
Styrene	50.0	46.7	1.163	1.087	-6.5	NA	± 20 %	Average RF
Bromoform	50.0	49.9	NA	NA	NA	-0.2	± 20 %	Quadratic
1,1,2,2-Tetrachloroethane	50.0	45.2	1.011	0.9142	-9.6	NA	± 20 %	Average RF
4-Bromofluorobenzene	50.0	50.1	0.4549	0.4554	0.1	NA	± 20 %	Average RF
Toluene-d8	50.0	51.3	1.139	1.169	2.6	NA	± 20 %	Average RF
Dibromofluoromethane	50.0	51.8	0.3067	0.3178	3.6	NA	± 20 %	Average RF

Data Path : I:\ACQUDATA\msvoa10\data\102615\
Data File : F3443.D
Acq On : 26 Oct 2015 11:14 am
Operator : F. Naegler
Sample : CCV Inst : MSVOA10
Misc :
ALS Vial : 1 Sample Multiplier: 1

Quant Time: Oct 26 11:31:06 2015
Quant Method : I:\ACQUDATA\MSVOA10\METHODS\W101915.M
Quant Title : MS#10 - 8260B WATERS 10mL Purge
QLast Update : Tue Oct 20 12:01:30 2015
Response via : Initial Calibration

FV 10/26/15

Min. RRF : 0.000 Min. Rel. Area : 50% Max. R.T. Dev 0.50min
Max. RRF Dev : 20% Max. Rel. Area : 200%

		Compound	AvgRF	CCRF	%Dev	Area%	Dev(min)	
1	i	Pentafluorobenzene	1.0000	1.0000	0.0	105	0.00	
2	P	Dichlorodifluoromethane	0.7191	0.6742	6.2	95	0.00	
3	P	Chloromethane	1.2047	1.0063	16.5	87	0.00	
4	P	Vinyl Chloride	0.8349	0.7845	6.0	99	0.00	
5	P	Bromomethane	0.3944	0.2489	29.3 ~~36.9#~~	88	-0.01	(i)
6	P	Chloroethane	0.4156	0.3793	8.7	96	0.00	
7		Freon 21	0.9644	0.9875	-2.4	108	0.00	
8	P	Trichlorofluoromethane	0.7168	0.7096	1.0	102	0.00	
9		Diethyl Ether	0.5802	0.5575	3.9	100	0.00	
10		Freon 123a	0.5968	0.5783	3.1	105	0.00	
11		Freon 123	0.6186	0.6141	0.7	107	0.00	
12		Acrolein	0.1730	0.1034	40.2#	62	0.00	NT
13		1,1-Diclethene	0.3976	0.3733	6.1	100	-0.01	
14	P	Freon 113	0.4440	0.4164	6.2	105	0.00	
15	P	Acetone	0.4508	0.4181	7.3	99	0.00	
16		2-Propanol	0.0868	0.0712	16.1 ~~18.0~~	83	0.00	
17		Iodomethane	0.5913	0.4534	27.0 ~~23.3#~~	70	0.00	NT
18	P	Carbon Disulfide	1.1651	1.1983	-2.8	109	0.00	1
19		Acetonitrile	0.1104	0.0967	12.4	92	0.00	
20		Allyl Chloride	0.2277	0.2125	6.7	98	0.00	
21	P	Methyl Acetate	0.9241	0.8346	9.7	94	0.00	
22	P	Methylene Chloride	0.5197	0.4475	13.9	98	0.00	
23		TBA	0.1024	0.0843	17.9 ~~17.7~~	80	0.00	
24		Acrylonitrile	0.4218	0.3970	5.9	94	0.00	
25	P	Methyl-t-Butyl Ether	1.6233	1.5343	5.5	98	0.00	
26	P	trans-1,2-Dichloroethene	0.4501	0.4067	9.6	99	0.00	
27	P	1,1-Diclethane	0.9320	0.8703	6.6	100	0.00	
28		Vinyl Acetate	0.0998	0.0989	7.2 ~~8.9~~	99	0.00	
29		DIPE	2.6811	2.8352	-5.7	115	0.00	
30		2-Chloro-1,3-Butadiene	1.1230	1.1468	-2.1	108	0.00	
31		ETBE	1.7384	1.8110	-4.2	111	0.00	
32		2,2-Dichloropropane	0.4900	0.5079	-3.7	111	0.00	
33	P	cis-1,2-Dichloroethene	0.5060	0.4632	8.5	101	0.00	
34	P	2-Butanone	0.6403	0.5693	11.1	98	-0.03	
35		Propionitrile	0.1710	0.1547	9.5	90	-0.02	
36		Bromochloromethane	0.3397	0.3161	6.9	100	0.00	
37		Methacrylonitrile	0.3097	0.2793	9.8	93	0.00	
38		Tetrahydrofuran	0.4155	0.3694	11.1	91	-0.01	
39	P	Chloroform	0.8370	0.7774	7.1	100	0.00	
40	P	1,1,1-Trichloroethane	0.6335	0.6074	4.1	99	0.00	
41	i	1,4-Difluorobenzene	1.0000	1.0000	0.0	106	0.00	
42	P	Cyclohexane	0.5312	0.5415	-1.9	111	0.00	
43	s	surr4,Dibrflmethane	0.3067	0.3178	-3.6	109	0.00	
44	P	Carbontetrachloride	0.1137	0.1097	3.5	101	0.00	
45		1,1-Dichloropropene	0.4363	0.4119	5.6	103	0.00	
46	s	surr1,1,2-dichloroethane-d4	0.4125	0.4306	-4.4	110	0.00	

Data Path : I:\ACQUDATA\msvoa10\data\102615\
Data File : F3443.D
Acq On : 26 Oct 2015 11:14 am
Operator : F. Naegler
Sample : CCV Inst : MSVOA10
Misc :
ALS Vial : 1 Sample Multiplier: 1

Quant Time: Oct 26 11:31:06 2015
Quant Method : I:\ACQUDATA\MSVOA10\METHODS\W101915.M
Quant Title : MS#10 - 8260B WATERS 10mL Purge
QLast Update : Tue Oct 20 12:01:30 2015
Response via : Initial Calibration

Min. RRF : 0.000 Min. Rel. Area : 50% Max. R.T. Dev 0.50min
Max. RRF Dev : 20% Max. Rel. Area : 200%

		Compound	AvgRF	CCRF	%Dev	Area%	Dev(min)
47	P	Benzene	1.3327	1.2289	7.8	100	0.00
48	P	1,2-Dichloroethane	0.5662	0.5498	2.9	102	0.00
49		Iso-Butyl Alcohol	0.0408	0.0353	13.5 ~~13.5~~	85	0.00
50		TAME	0.9624	0.9585	0.4	106	0.00
51		n-Heptane	0.7115	0.7506	-5.5	115	0.00
52		1-Butanol	0.0185	0.0180	10.1 ~~2.7~~	83	0.00
53	P	Trichloroethene	0.3427	0.3199	6.7	97	0.00
54	P	Methylcyclohexane	0.5964	0.6176	-3.6	113	0.00
55	P	1,2-Diclpropane	0.3929	0.3660	6.8	101	0.00
56		Dibromomethane	0.2139	0.2104	1.6	101	0.00
57		1,4-Dioxane	0.0085	0.0070	17.6	89	0.00
58		Methyl Methacrylate	0.3085	0.2790	9.6	95	0.00
59	P	Bromodichloromethane	0.3922	0.3979	-1.5	104	0.00
60		2-Nitropropane	0.0961	0.0960	-3.5 ~~0.1~~	106	0.00
61		2-Chloroethylvinyl Ether	0.3080	0.2892	6.1	98	0.00
62	P	cis-1,3-Dichloropropene	0.4736	0.4944	-4.4	102	0.00
63	P	4-Methyl-2-pentanone	0.8337	0.7396	11.3	97	0.00
64	s	SURR3,Toluene-d8	1.1392	1.1692	~~2~~ -2.6	107	0.00
65	P	Toluene	1.3690	1.3054	4.6	101	0.00
66	P	trans-1,3-Dichloropropene	0.4071	0.4180	-2.3 ~~2.7~~	101	0.00
67		Ethyl Methacrylate	0.4863	0.4842	3.0 ~~0.4~~	95	0.00
68	P	1,1,2-Trichloroethane	0.3206	0.2958	7.7	97	0.00
69	s	SURR2,BFB	0.4549	0.4554	-0.1	108	0.00
70	i	d5-Chlorobenzene	1.0000	1.0000	0.0	107	0.00
71	P	Tetrachloroethene	0.3091	0.2823	8.7	102	0.00
72	P	2-Hexanone	0.7105	0.6176	13.1	94	0.00
73		1,3-Dichloropropane	0.6250	0.5790	7.4	99	0.00
74	P	Dibromochloromethane	0.3464	0.3508	-1.2 ~~1.3~~	102	0.00
75		N-Butyl Acetate	1.0956	1.1192	8.8 ~~2.2~~	100	0.00
76	P	1,2-Dibromoethane	0.3490	0.3614	-3.6	101	0.00
77		3-Chlorobenzotrifluoride	0.6000	0.5886	1.9	101	0.00
78	P	Chlorobenzene	1.0539	0.9503	9.8	100	0.00
79		4-Chlorobenzotrifluoride	0.5104	0.5182	-1.5	102	0.00
80		1,1,1,2-Tetrachloroethane	0.3243	0.3320	2.6 ~~2.4~~	99	0.00
81	P	Ethylbenzene	0.5326	0.5034	5.5	100	0.00
82	P	(m+p)Xylene	0.6810	0.6345	6.8	100	0.00
83	P	o-Xylene	0.6755	0.6418	5.0	101	0.00
84	P	Styrene	1.1631	1.0872	6.5	100	0.00
85	P	Bromoform	0.2540	0.2536	0.2 ~~0.2~~	103	0.00
86		2-Chlorobenzotrifluoride	0.5946	0.5746	3.4	102	0.00
87	P	Isopropylbenzene	1.7632	1.6597	5.9	100	0.00
88		Cyclohexanone	0.1155	0.1201	-4.0	101	0.00
89		trans-1,4-Dichloro-2-Butene	0.1996	0.1877	6.8 ~~6.0~~	96	0.00
90	i	1,4-Dichlorobenzene-d4	1.0000	1.0000	0.0	109	0.00
91	P	1,1,2,2-Tetrachloroethane	1.0114	0.9142	9.6	94	0.00

Data Path : I:\ACQUDATA\msvoa10\data\102615\
Data File : F3443.D
Acq On : 26 Oct 2015 11:14 am
Operator : F. Naegler
Sample : CCV Inst : MSVOA10
Misc :
ALS Vial : 1 Sample Multiplier: 1

Quant Time: Oct 26 11:31:06 2015
Quant Method : I:\ACQUDATA\MSVOA10\METHODS\W101915.M
Quant Title : MS#10 - 8260B WATERS 10mL Purge
QLast Update : Tue Oct 20 12:01:30 2015
Response via : Initial Calibration

Min. RRF : 0.000 Min. Rel. Area : 50% Max. R.T. Dev 0.50min
Max. RRF Dev : 20% Max. Rel. Area : 200%

		Compound	AvgRF	CCRF	%Dev	Area%	Dev(min)
92		Bromobenzene	0.8385	0.7507	10.5	98	0.00
93		1,2,3-Trichloropropane	0.3280	0.2953	10.0	100	0.00
94		n-Propylbenzene	3.7407	3.5588	4.9	101	0.00
95		2-Chlorotoluene	2.1667	2.0206	6.7	99	0.00
96		3-Chlorotoluene	2.2816	2.1920	3.9	100	0.00
97		4-Chlorotoluene	2.5783	2.4022	6.8	102	0.00
98		1,3,5-Trimethylbenzene	2.6149	2.4410	6.7	99	0.00
99		tert-Butylbenzene	2.3823	2.2043	7.5	99	0.00
100		1,2,4-Trimethylbenzene	2.7046	2.5561	5.5	101	0.00
101		3,4-Dichlorobenzotrifluorid	0.8293	0.7983	3.7	105	0.00
102		sec-Butylbenzene	3.4150	3.1931	6.5	100	0.00
103		p-Isopropyltoluene	2.7754	2.6444	4.7	100	0.00
104	P	1,3-Dclbenz	1.5885	1.4441	9.1	100	0.00
105	P	1,4-Dclbenz	1.6120	1.4755	8.5	100	0.00
106		2,4-Dichlorobenzotrifluorid	0.7466	0.7472	-0.1	106	0.00
107		2,5-Dichlorobenzotrifluorid	0.8551	0.8127	5.0	100	0.00
108		n-Butylbenzene	2.5844	2.5042	3.1	104	0.00
109	P	1,2-Dclbenz	1.5741	1.4413	8.4	100	0.00
110	P	1,2-Dibromo-3-chloropropane	0.1926	0.2158	8.3 ~~-12.0~~	94	0.00
111		Trielution Dichlorotoluene	1.4489	1.4384	0.7	100	0.00
112		1,3,5-Trichlorobenzene	1.2685	1.2161	4.1	99	0.00
113		Coelution Dichlorotoluene	1.6220	1.6260	-0.2	99	0.00
114	P	1,2,4-Tcbenzene	1.2131	1.1420	5.9	98	0.00
115		Hexachlorobt	0.5329	0.4768	10.5	101	0.00
116		Naphthalen	3.6385	3.4532	5.1	94	0.00
117		1,2,3-Tclbenzene	1.2470	1.1640	6.7	97	0.00
118		2,4,5-Trichlorotoluene	0.9419	0.9494	-0.8	101	0.00
119		2,3,6-Trichlorotoluene	0.8566	0.8434	1.5	101	0.00

(#) = Out of Range SPCC's out = 0 CCC's out = 0

Data Path : I:\ACQUDATA\msvoa10\data\102615\
Data File : F3443.D
Acq On : 26 Oct 2015 11:14 am
Operator : F. Naegler
Sample : CCV Inst : MSVOA10
Misc :
ALS Vial : 1 Sample Multiplier: 1

Quant Time: Oct 26 11:31:06 2015
Quant Method : I:\ACQUDATA\MSVOA10\METHODS\W101915.M
Quant Title : MS#10 - 8260B WATERS 10mL Purge
QLast Update : Tue Oct 20 12:01:30 2015
Response via : Initial Calibration

FJ 10/29/15

Compound	R.T.	QIon	Response	Conc	Units	Dev(Min)
Internal Standards						
1) Pentafluorobenzene	5.665	168	723729	50.00	ug/L	0.00
41) 1,4-Difluorobenzene	6.714	114	1043954	50.00	ug/L	0.00
70) d5-Chlorobenzene	9.957	117	941367	50.00	ug/L	0.00
90) 1,4-Dichlorobenzene-d4	11.987	152	524657	50.00	ug/L	0.00
System Monitoring Compounds						
43) surr4,Dibrflmethane	5.519	113	331717	51.80	ug/L	0.00
Spiked Amount 50.000	Range 89 - 119		Recovery = 103.60%			
46) surr1,1,2-dichloroetha...	6.025	65	449507	52.19	ug/L	0.00
Spiked Amount 50.000	Range 73 - 125		Recovery = 104.38%			
64) SURR3,Toluene-d8	8.488	98	1220641	51.32	ug/L	0.00
Spiked Amount 50.000	Range 87 - 121		Recovery = 102.64%			
69) SURR2,BFB	11.018	95	475452	50.06	ug/L	0.00
Spiked Amount 50.000	Range 85 - 122		Recovery = 100.12%			
Target Compounds						Qvalue
2) Dichlorodifluoromethane	1.160	85	487904	46.88	ug/L	98
3) Chloromethane	1.294	50	728255	41.76	ug/L	100
4) Vinyl Chloride	1.373	62	567801	46.98	ug/L	99
5) Bromomethane	1.611	94	180112	35.33	ug/L	96
6) Chloroethane	1.697	64	274510	45.64	ug/L	96
7) Freon 21	1.861	67	714686	51.20	ug/L	100
8) Trichlorofluoromethane	1.910	101	513548	49.50	ug/L	98
9) Diethyl Ether	2.166	59	403506	48.04	ug/L	93
10) Freon 123a	2.172	67	418535	48.45	ug/L	92
11) Freon 123	2.227	83	444461	49.64	ug/L	92
12) Acrolein	2.270	56	374210	149.47	ug/L	98
13) 1,1-Diclethene	2.361	96	270169	46.94	ug/L	96
14) Freon 113	2.373	101	301364	46.89	ug/L	100
15) Acetone	2.416	43	302574	46.37	ug/L	99
16) 2-Propanol	2.568	45	1030097	839.21	ug/L	99
17) Iodomethane	2.501	142	328136	36.52	ug/L	96
18) Carbon Disulfide	2.562	76	867229	51.43	ug/L	98
19) Acetonitrile	2.684	40	349776m	218.97	ug/L	
20) Allyl Chloride	2.721	76	153785	46.66	ug/L #	73
21) Methyl Acetate	2.751	43	604018	45.16	ug/L	99
22) Methylene Chloride	2.849	84	323893	43.05	ug/L	91
23) TBA	3.007	59	1219567	821.11	ug/L	96
24) Acrylonitrile	3.129	53	1436498	235.29	ug/L	97
25) Methyl-t-Butyl Ether	3.178	73	1110387	47.26	ug/L	99
26) trans-1,2-Dichloroethene	3.166	96	294370	45.18	ug/L	95
27) 1,1-Diclethane	3.702	63	629878	46.69	ug/L	98
28) Vinyl Acetate	3.818	86	71571	46.41	ug/L #	56
29) DIPE	3.855	45	2051888	52.87	ug/L	99
30) 2-Chloro-1,3-Butadiene	3.836	53	829964	51.06	ug/L	97
31) ETBE	4.428	59	1310704	52.09	ug/L	99
32) 2,2-Dichloropropane	4.605	77	367564	51.83	ug/L	89
33) cis-1,2-Dichloroethene	4.617	96	335207	45.76	ug/L	99
34) 2-Butanone	4.678	43	412025	44.46	ug/L	99
35) Propionitrile	4.763	54	559880	226.24	ug/L	97

Data Path : I:\ACQUDATA\msvoa10\data\102615\
Data File : F3443.D
Acq On : 26 Oct 2015 11:14 am
Operator : F. Naegler
Sample : CCV Inst : MSVOA10
Misc :
ALS Vial : 1 Sample Multiplier: 1

Quant Time: Oct 26 11:31:06 2015
Quant Method : I:\ACQUDATA\MSVOA10\METHODS\W101915.M
Quant Title : MS#10 - 8260B WATERS 10mL Purge
QLast Update : Tue Oct 20 12:01:30 2015
Response via : Initial Calibration

Compound	R.T.	QIon	Response	Conc	Units		Dev(Min)
36) Bromochloromethane	5.043	130	228752	46.53	ug/L		93
37) Methacrylonitrile	5.056	67	202133	45.09	ug/L		89
38) Tetrahydrofuran	5.141	42	267333	44.45	ug/L		99
39) Chloroform	5.239	83	562593	46.43	ug/L		98
40) 1,1,1-Trichloroethane	5.513	97	439560	47.93	ug/L		98
42) Cyclohexane	5.592	41	565300	50.97	ug/L		99
44) Carbontetrachloride	5.781	121	114540	48.26	ug/L		97
45) 1,1-Dichloropropene	5.793	75	429963	47.20	ug/L		92
47) Benzene	6.104	78	1282907	46.10	ug/L		94
48) 1,2-Dichloroethane	6.141	62	573935	48.55	ug/L		98
49) Iso-Butyl Alcohol	6.147	43	736277	865.02	ug/L		99
50) TAME	6.342	73	1000637	49.80	ug/L		99
51) n-Heptane	6.586	43	783551	52.75	ug/L		99
52) 1-Butanol	7.074	56	939816	2247.71	ug/L		98
53) Trichloroethene	7.031	130	333962	46.67	ug/L		96
54) Methylcyclohexane	7.256	55	644739	51.78	ug/L		97
55) 1,2-Diclpropane	7.305	63	382079	46.58	ug/L		95
56) Dibromomethane	7.445	93	219616	49.16	ug/L		91
57) 1,4-Dioxane	7.500	88	145898	820.01	ug/L		91
58) Methyl Methacrylate	7.531	69	291229	45.21	ug/L		97
59) Bromodichloromethane	7.665	83	415365	50.72	ug/L		97
60) 2-Nitropropane	7.945	41	200504	103.51	ug/L		99
61) 2-Chloroethylvinyl Ether	8.067	63	301963	46.95	ug/L		98
62) cis-1,3-Dichloropropene	8.201	75	516134	52.20	ug/L		99
63) 4-Methyl-2-pentanone	8.403	43	772123	44.36	ug/L		100
65) Toluene	8.561	91	1362742	47.68	ug/L		97
66) trans-1,3-Dichloropropene	8.829	75	436342	51.15	ug/L		96
67) Ethyl Methacrylate	8.963	69	505441	48.49	ug/L		87
68) 1,1,2-Trichloroethane	9.012	97	308814	46.14	ug/L		95
71) Tetrachloroethene	9.146	164	265729	45.66	ug/L		91
72) 2-Hexanone	9.293	43	581365	43.46	ug/L		94
73) 1,3-Dichloropropane	9.177	76	545050	46.32	ug/L		92
74) Dibromochloromethane	9.402	129	330220	50.60	ug/L		98
75) N-Butyl Acetate	9.451	43	1053543	45.58	ug/L		96
76) 1,2-Dibromoethane	9.494	107	340201	51.78	ug/L		96
77) 3-Chlorobenzotrifluoride	10.000	180	554103	49.05	ug/L		99
78) Chlorobenzene	9.982	112	894562	45.08	ug/L		95
79) 4-Chlorobenzotrifluoride	10.055	180	487792	50.76	ug/L		97
80) 1,1,1,2-Tetrachloroethane	10.067	131	312542	48.72	ug/L		97
81) Ethylbenzene	10.103	106	473891	47.26	ug/L		96
82) (m+p)Xylene	10.213	106	1194508	93.17	ug/L		97
83) o-Xylene	10.567	106	604187	47.51	ug/L		96
84) Styrene	10.579	104	1023498	46.74	ug/L		99
85) Bromoform	10.731	173	238713	49.92	ug/L		99
86) 2-Chlorobenzotrifluoride	10.805	180	540869	48.31	ug/L		98
87) Isopropylbenzene	10.896	105	1562374	47.06	ug/L		99
88) Cyclohexanone	10.957	55	2261766	1040.22	ug/L		98
89) trans-1,4-Dichloro-2-B...	11.201	53	176650	46.59	ug/L		98
91) 1,1,2,2-Tetrachloroethane	11.152	83	479620	45.19	ug/L		98
92) Bromobenzene	11.140	156	393874	44.76	ug/L		97
93) 1,2,3-Trichloropropane	11.183	110	154940	45.02	ug/L	#	88

Data Path : I:\ACQUDATA\msvoa10\data\102615\
Data File : F3443.D
Acq On : 26 Oct 2015 11:14 am
Operator : F. Naegler
Sample : CCV Inst : MSVOA10
Misc :
ALS Vial : 1 Sample Multiplier: 1

Quant Time: Oct 26 11:31:06 2015
Quant Method : I:\ACQUDATA\MSVOA10\METHODS\W101915.M
Quant Title : MS#10 - 8260B WATERS 10mL Purge
QLast Update : Tue Oct 20 12:01:30 2015
Response via : Initial Calibration

	Compound	R.T.	QIon	Response	Conc	Units	Dev(Min)
94)	n-Propylbenzene	11.250	91	1867153	47.57	ug/L	99
95)	2-Chlorotoluene	11.311	91	1060105	46.63	ug/L	99
96)	3-Chlorotoluene	11.365	91	1150043	48.04	ug/L	98
97)	4-Chlorotoluene	11.402	91	1260353	46.59	ug/L	93
98)	1,3,5-Trimethylbenzene	11.402	105	1280668	46.67	ug/L	99
99)	tert-Butylbenzene	11.670	119	1156522	46.27	ug/L	97
100)	1,2,4-Trimethylbenzene	11.707	105	1341097	47.26	ug/L	98
101)	3,4-Dichlorobenzotrifl...	11.774	214	418839	48.13	ug/L	96
102)	sec-Butylbenzene	11.853	105	1675274	46.75	ug/L	99
103)	p-Isopropyltoluene	11.975	119	1387378	47.64	ug/L	98
104)	1,3-Dclbenz	11.932	146	757680	45.46	ug/L	98
105)	1,4-Dclbenz	12.006	146	774144	45.77	ug/L	95
106)	2,4-Dichlorobenzotrifl...	12.060	214	392007	50.04	ug/L	96
107)	2,5-Dichlorobenzotrifl...	12.097	214	426414	47.52	ug/L	94
108)	n-Butylbenzene	12.304	91	1313872	48.45	ug/L	98
109)	1,2-Dclbenz	12.310	146	756209	45.78	ug/L	95
110)	1,2-Dibromo-3-chloropr...	12.926	157	113195	45.84	ug/L	88
111)	Trielution Dichlorotol...	13.048	125	2264008	148.92	ug/L	99
112)	1,3,5-Trichlorobenzene	13.103	180	638033	47.94	ug/L	96
113)	Coelution Dichlorotoluene	13.371	125	1706216	100.25	ug/L	94
114)	1,2,4-Tcbenzene	13.584	180	599155	47.07	ug/L	98
115)	Hexachlorobt	13.719	225	250170	44.74	ug/L	96
116)	Naphthalen	13.773	128	1811771	47.45	ug/L	98
117)	1,2,3-Tclbenzene	13.962	180	610677	46.67	ug/L	97
118)	2,4,5-Trichlorotoluene	14.548	159	498114	50.40	ug/L	100
119)	2,3,6-Trichlorotoluene	14.633	159	442517	49.23	ug/L	98

(#) = qualifier out of range (m) = manual integration (+) = signals summed

Data Path : I:\ACQUDATA\msvoa10\data\102615\
Data File : F3443.D
Acq On : 26 Oct 2015 11:14 am
Operator : F. Naegler
Sample : CCV Inst : MSVOA10
Misc :
ALS Vial : 1 Sample Multiplier: 1

Quant Time: Oct 26 11:29:07 2015
Quant Method : I:\ACQUDATA\MSVOA10\METHODS\W101915.M
Quant Title : MS#10 - 8260B WATERS 10mL Purge
QLast Update : Tue Oct 20 12:01:30 2015
Response via : Initial Calibration

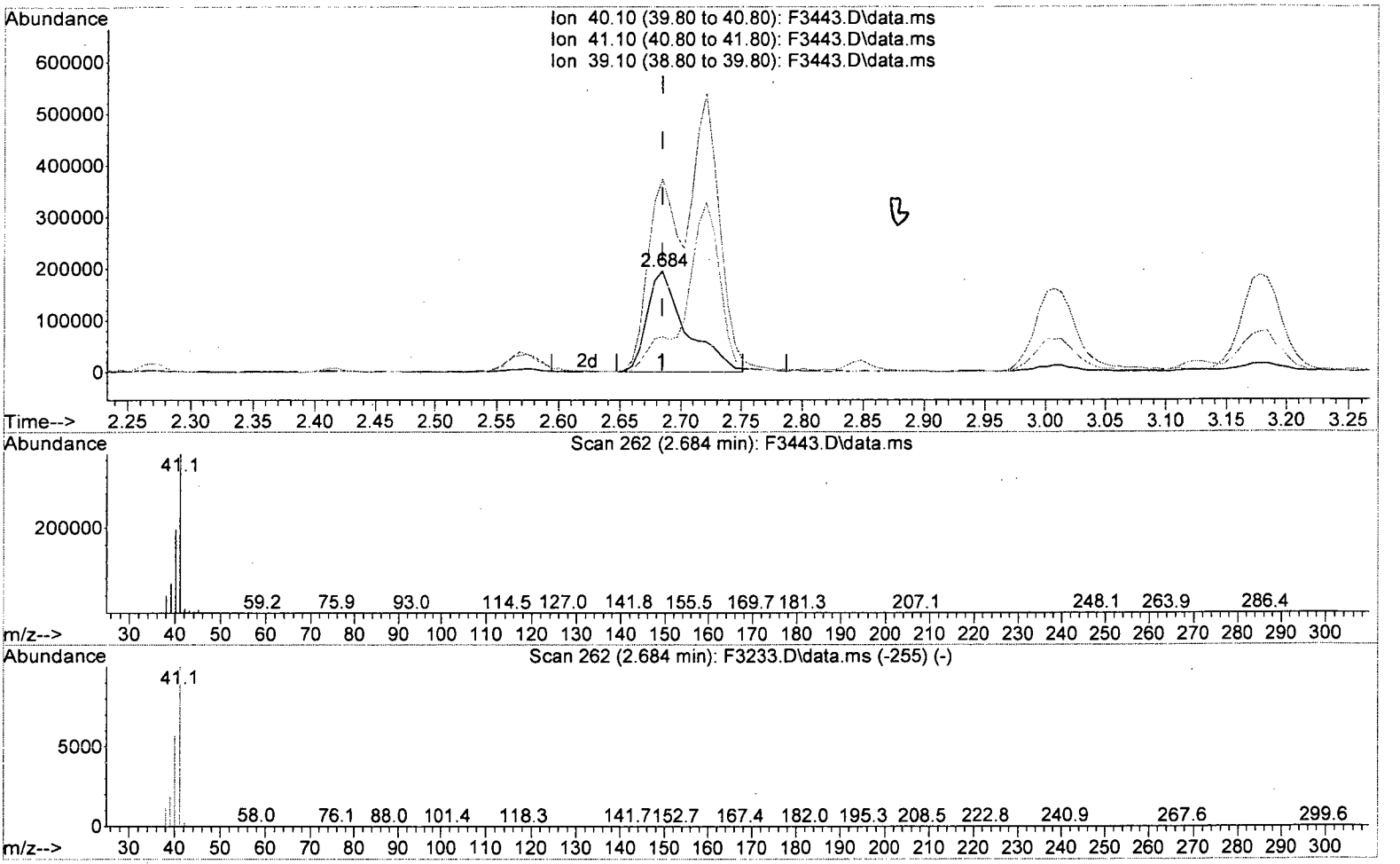

TIC: F3443.D\data.ms

(19) Acetonitrile

2.684min (-0.000) 270.47 ug/L

response 432038

Ion	Exp%	Act%
40.10	100	100
41.10	176.40	191.06
39.10	34.00	35.14
0.00	0.00	0.00

Data Path : I:\ACQUDATA\msvoa10\data\102615\
Data File : F3443.D
Acq On : 26 Oct 2015 11:14 am
Operator : F. Naegler
Sample : CCV Inst : MSVOA10
Misc :
ALS Vial : 1 Sample Multiplier: 1

Quant Time: Oct 26 11:29:07 2015
Quant Method : I:\ACQUDATA\MSVOA10\METHODS\W101915.M
Quant Title : MS#10 - 8260B WATERS 10mL Purge
QLast Update : Tue Oct 20 12:01:30 2015
Response via : Initial Calibration

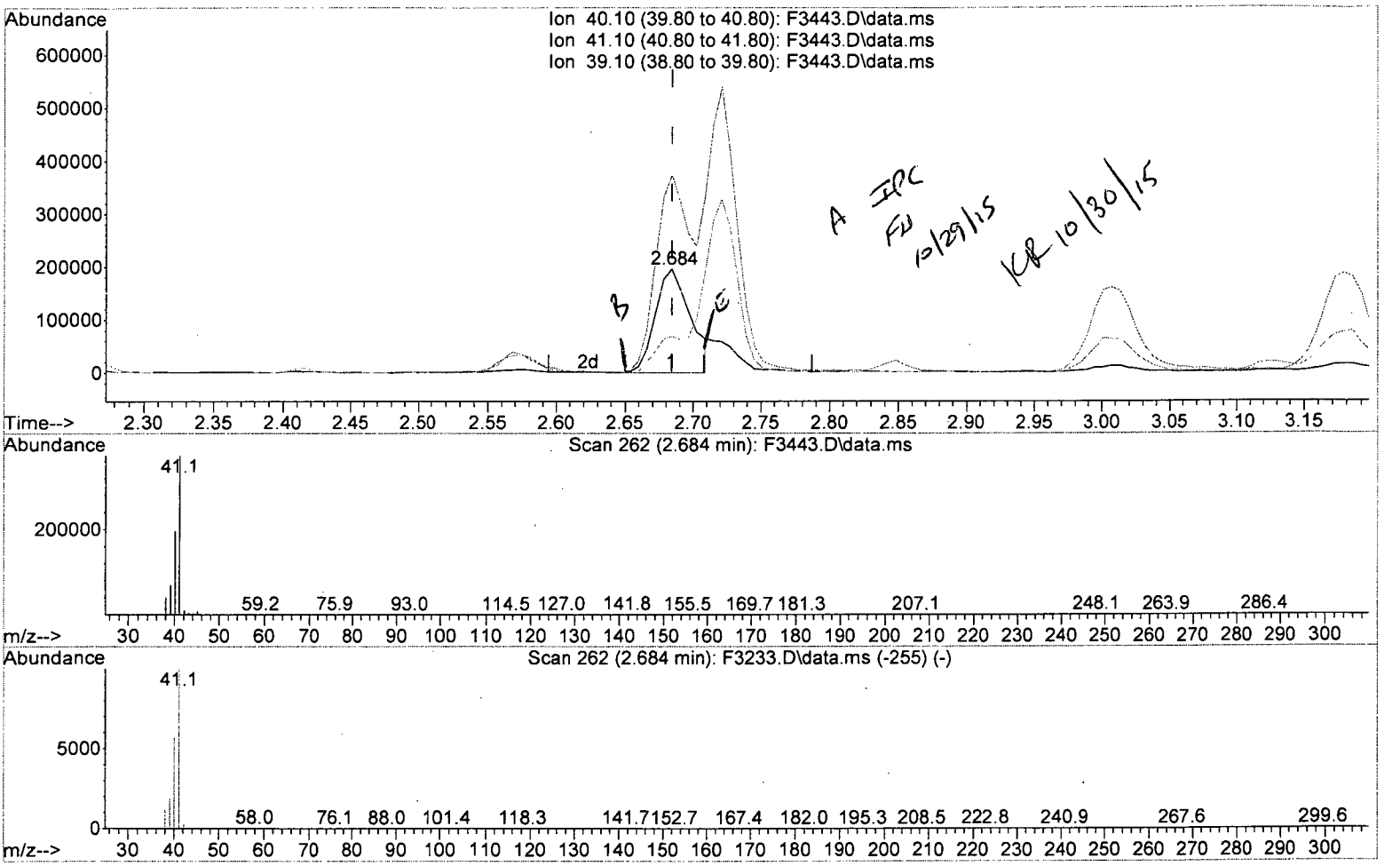

TIC: F3443.D\data.ms

(19) Acetonitrile

2.684min (-0.000) 218.97 ug/L m

response 349776

Ion	Exp%	Act%
40.10	100	100
41.10	176.40	191.06
39.10	34.00	35.14
0.00	0.00	0.00

Quantitation Report (QT Reviewed)

Data Path : I:\ACQUDATA\msvoa10\data\102615\
Data File : F3443.D
Acq On : 26 Oct 2015 11:14 am
Operator : F. Naegler
Sample : CCV Inst : MSVOA10
Misc :
ALS Vial : 1 Sample Multiplier: 1

Quant Time: Oct 26 11:31:06 2015
Quant Method : I:\ACQUDATA\MSVOA10\METHODS\W101915.M
Quant Title : MS#10 - 8260B WATERS 10mL Purge
QLast Update : Tue Oct 20 12:01:30 2015
Response via : Initial Calibration

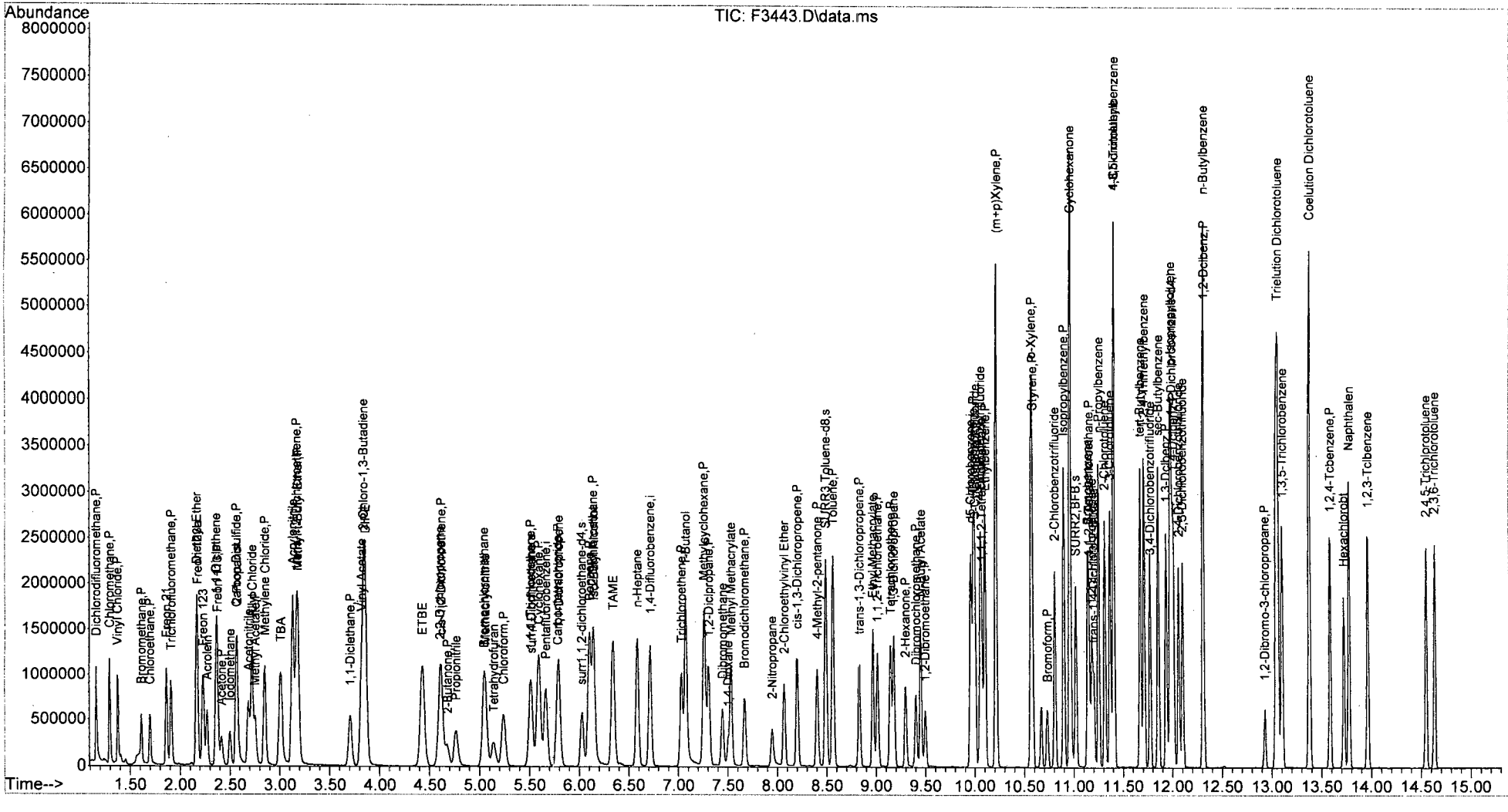

Client: CB&I
Project: Textron Wheatfield/Annual Groundwater

Service Request: R1509047
Date Analyzed: 10/27/15

Continuing Calibration Verification Summary
Volatile Organic Compounds by GC/MS

Analytical Method: 8260C

File ID: I:\ACQUDATA\msvoa10\data\102715\F3501.D\

Calibration Date: 10/19/15
Calibration ID: RC1500107
Analysis Lot: 469155
Units: µg/L

Analyte Name	Expected	Result	Average RF	CCV RF	%D	%Drift	Criteria	Curve Fit
Chloromethane	50.0	48.6	1.205	1.171	-2.8	NA	± 20 %	Average RF
Vinyl Chloride	50.0	49.6	0.8349	0.8280	-0.8	NA	± 20 %	Average RF
Chloroethane	50.0	54.4	0.4156	0.4519	8.7	NA	± 20 %	Average RF
Bromomethane	50.0	38.9	NA	NA	NA	-22.3 *	± 20 %	Quadratic
1,1-Dichloroethene	50.0	52.6	0.3976	0.4182	5.2	NA	± 20 %	Average RF
Acetone	50.0	50.1	0.4508	0.4519	0.2	NA	± 20 %	Average RF
Carbon Disulfide	50.0	52.7	1.165	1.229	5.5	NA	± 20 %	Average RF
Methylene Chloride	50.0	47.0	0.5197	0.4883	-6.1	NA	± 20 %	Average RF
trans-1,2-Dichloroethene	50.0	48.9	0.4501	0.4400	-2.2	NA	± 20 %	Average RF
1,1-Dichloroethane	50.0	51.4	0.9320	0.9579	2.8	NA	± 20 %	Average RF
cis-1,2-Dichloroethene	50.0	47.8	0.5060	0.4839	-4.4	NA	± 20 %	Average RF
2-Butanone (MEK)	50.0	48.5	0.6403	0.6204	-3.1	NA	± 20 %	Average RF
Chloroform	50.0	51.0	0.8370	0.8540	2.0	NA	± 20 %	Average RF
1,1,1-Trichloroethane	50.0	54.2	0.6335	0.6872	8.5	NA	± 20 %	Average RF
Carbon Tetrachloride	50.0	54.2	0.1137	0.1231	8.3	NA	± 20 %	Average RF
Benzene	50.0	47.9	1.333	1.277	-4.2	NA	± 20 %	Average RF
1,2-Dichloroethane	50.0	53.5	0.5662	0.6057	7.0	NA	± 20 %	Average RF
Trichloroethene	50.0	50.3	0.3427	0.3447	0.6	NA	± 20 %	Average RF
1,2-Dichloropropane	50.0	49.3	0.3929	0.3872	-1.4	NA	± 20 %	Average RF
Bromodichloromethane	50.0	53.7	0.3922	0.4211	7.4	NA	± 20 %	Average RF
cis-1,3-Dichloropropene	50.0	54.4	0.4736	0.5148	8.7	NA	± 20 %	Average RF
4-Methyl-2-pentanone (MIBK)	50.0	47.4	0.8337	0.7903	-5.2	NA	± 20 %	Average RF
Toluene	50.0	50.4	1.369	1.379	0.7	NA	± 20 %	Average RF
trans-1,3-Dichloropropene	50.0	54.9	NA	NA	NA	9.9	± 20 %	Quadratic
1,1,2-Trichloroethane	50.0	47.9	0.3206	0.3068	-4.3	NA	± 20 %	Average RF
Tetrachloroethene	50.0	49.3	0.3091	0.3050	-1.4	NA	± 20 %	Average RF
2-Hexanone	50.0	46.2	0.7105	0.6559	-7.7	NA	± 20 %	Average RF
Dibromochloromethane	50.0	52.7	NA	NA	NA	5.5	± 20 %	Quadratic
Chlorobenzene	50.0	47.0	1.054	0.9901	-6.0	NA	± 20 %	Average RF
Ethylbenzene	50.0	50.3	0.5326	0.5356	0.6	NA	± 20 %	Average RF
m,p-Xylenes	100	96.6	0.6810	0.6579	-3.4	NA	± 20 %	Average RF
o-Xylene	50.0	48.7	0.6755	0.6573	-2.7	NA	± 20 %	Average RF
Styrene	50.0	48.5	1.163	1.128	-3.0	NA	± 20 %	Average RF
Bromoform	50.0	50.7	NA	NA	NA	1.5	± 20 %	Quadratic
1,1,2,2-Tetrachloroethane	50.0	47.9	1.011	0.9678	-4.3	NA	± 20 %	Average RF
4-Bromofluorobenzene	50.0	50.3	0.4549	0.4572	0.5	NA	± 20 %	Average RF
Toluene-d8	50.0	52.0	1.139	1.186	4.1	NA	± 20 %	Average RF
Dibromofluoromethane	50.0	52.1	0.3067	0.3193	4.1	NA	± 20 %	Average RF

Data Path : I:\ACQUDATA\msvoa10\data\102715\
Data File : F3501.D
Acq On : 27 Oct 2015 11:59 am
Operator : F. Naegler
Sample : CCV Inst : MSVOA10
Misc :
ALS Vial : 1 Sample Multiplier: 1

Quant Time: Oct 27 12:46:07 2015
Quant Method : I:\ACQUDATA\MSVOA10\METHODS\W101915.M
Quant Title : MS#10 - 8260B WATERS 10mL Purge
QLast Update : Tue Oct 20 12:01:30 2015
Response via : Initial Calibration

FW 10/27/15

Min. RRF : 0.000 Min. Rel. Area : 50% Max. R.T. Dev 0.50min
Max. RRF Dev : 20% Max. Rel. Area : 200%

		Compound	AvgRF	CCRF	%Dev	Area%	Dev(min)	
1	i	Pentafluorobenzene	1.0000	1.0000	0.0	92	0.00	
2	P	Dichlorodifluoromethane	0.7191	0.7165	0.4	88	0.00	
3	P	Chloromethane	1.2047	1.1707	2.8	88	0.00	
4	P	Vinyl Chloride	0.8349	0.8280	0.8	91	0.00	
5	P	Bromomethane	0.3944	0.2698	22.3 ~~31.6#~~	83	-0.01	(1)
6	P	Chloroethane	0.4156	0.4519	-8.7	99	0.00	
7		Freon 21	0.9644	1.0447	-8.3	99	0.00	
8	P	Trichlorofluoromethane	0.7168	0.8075	-12.7	101	0.00	
9		Diethyl Ether	0.5802	0.6060	-4.4	95	0.00	
10		Freon 123a	0.5968	0.6217	-4.2	98	0.00	
11		Freon 123	0.6186	0.6452	-4.3	98	0.00	
12		Acrolein	0.1730	0.1430	17.3	74	0.00	
13		1,1-Diclethene	0.3976	0.4182	-5.2	97	-0.01	
14	P	Freon 113	0.4440	0.4701	-5.9	103	0.00	
15	P	Acetone	0.4508	0.4519	-0.2	93	0.00	
16		2-Propanol	0.0868	0.0877	-0.4 ~~-1.0~~	89	0.00	
17		Iodomethane	0.5913	0.5670	11.5 ~~4.1~~	76	0.00	
18	P	Carbon Disulfide	1.1651	1.2287	-5.5	97	0.00	
19		Acetonitrile	0.1104	0.1025	7.2	85	0.00	
20		Allyl Chloride	0.2277	0.2454	-7.8	98	0.00	
21	P	Methyl Acetate	0.9241	0.9774	-5.8	96	0.00	
22	P	Methylene Chloride	0.5197	0.4883	6.0	93	0.00	
23		TBA	0.1024	0.0961	7.9 ~~6.2~~	80	0.00	
24		Acrylonitrile	0.4218	0.4237	-0.5	87	0.00	
25	P	Methyl-t-Butyl Ether	1.6233	1.6561	-2.0	92	0.00	
26	P	trans-1,2-Dichloroethene	0.4501	0.4400	2.2	93	0.00	
27	P	1,1-Diclethane	0.9320	0.9579	-2.8	96	0.00	
28		Vinyl Acetate	0.0998	0.1116	-3.9 ~~-11.8~~	97	0.00	
29		DIPE	2.6811	3.0394	-13.4	107	0.00	
30		2-Chloro-1,3-Butadiene	1.1230	1.2650	-12.6	104	0.00	
31		ETBE	1.7384	1.9843	-14.1	105	0.00	
32		2,2-Dichloropropane	0.4900	0.5950	-21.4#	113	0.00	NT
33	P	cis-1,2-Dichloroethene	0.5060	0.4839	4.4	92	0.00	
34	P	2-Butanone	0.6403	0.6204	3.1	92	-0.03	
35		Propionitrile	0.1710	0.1626	4.9	82	-0.01	
36		Bromochloromethane	0.3397	0.3363	1.0	92	0.00	
37		Methacrylonitrile	0.3097	0.2928	5.5	85	0.00	
38		Tetrahydrofuran	0.4155	0.4120	0.8	88	0.00	
39	P	Chloroform	0.8370	0.8540	-2.0	95	0.00	
40	P	1,1,1-Trichloroethane	0.6335	0.6872	-8.5	98	0.00	
41	i	1,4-Difluorobenzene	1.0000	1.0000	0.0	94	0.00	
42	P	Cyclohexane	0.5312	0.5951	-12.0	108	0.00	
43	s	surr4,Dibrflmethane	0.3067	0.3193	-4.1	98	0.00	
44	P	Carbontetrachloride	0.1137	0.1231	-8.3	100	0.01	
45		1,1-Dichloropropene	0.4363	0.4383	-0.5	97	0.00	
46	s	surr1,1,2-dichloroethane-d4	0.4125	0.4615	-11.9	105	0.00	

Data Path : I:\ACQUDATA\msvoa10\data\102715\
Data File : F3501.D
Acq On : 27 Oct 2015 11:59 am
Operator : F. Naegler
Sample : CCV Inst : MSVOA10
Misc :
ALS Vial : 1 Sample Multiplier: 1

Quant Time: Oct 27 12:46:07 2015
Quant Method : I:\ACQUDATA\MSVOA10\METHODS\W101915.M
Quant Title : MS#10 - 8260B WATERS 10mL Purge
QLast Update : Tue Oct 20 12:01:30 2015
Response via : Initial Calibration

Min. RRF : 0.000 Min. Rel. Area : 50% Max. R.T. Dev 0.50min
Max. RRF Dev : 20% Max. Rel. Area : 200%

		Compound	AvgRF	CCRF	%Dev	Area%	Dev(min)	
47	P	Benzene	1.3327	1.2770	4.2	92	0.00	
48	P	1,2-Dichloroethane	0.5662	0.6057	-7.0	100	0.00	
49		Iso-Butyl Alcohol	0.0408	0.0399	4.3 ~~2.2~~	85	0.00	
50		TAME	0.9624	1.0114	-5.1	99	0.00	
51		n-Heptane	0.7115	0.8770	-23.3#	120	0.00	NT
52		1-Butanol	0.0185	0.0202	1.3 ~~-9.2~~	83	0.00	
53	P	Trichloroethene	0.3427	0.3447	-0.6	93	0.00	
54	P	Methylcyclohexane	0.5964	0.6692	-12.2	109	0.00	
55	P	1,2-Diclpropane	0.3929	0.3872	1.5	95	0.00	
56		Dibromomethane	0.2139	0.2180	-1.9	93	0.00	
57		1,4-Dioxane	0.0085	0.0068	20.0#	77	0.00	NT
58		Methyl Methacrylate	0.3085	0.2944	4.6	89	0.00	
59	P	Bromodichloromethane	0.3922	0.4211	-7.4	98	0.00	
60		2-Nitropropane	0.0961	0.1020	-8.9 ~~-6.1~~	100	0.00	
61		2-Chloroethylvinyl Ether	0.3080	0.2927	5.0	88	0.00	
62	P	cis-1,3-Dichloropropene	0.4736	0.5148	-8.7	94	0.00	
63	P	4-Methyl-2-pentanone	0.8337	0.7903	5.2	92	0.00	
64	s	SURR3,Toluene-d8	1.1392	1.1856	-4.1	96	0.00	
65	P	Toluene	1.3690	1.3789	-0.7	95	0.00	
66	P	trans-1,3-Dichloropropene	0.4071	0.4527	-9.9 ~~-11.2~~	97	0.00	
67		Ethyl Methacrylate	0.4863	0.5263	-4.5 ~~-8.2~~	92	0.00	
68	P	1,1,2-Trichloroethane	0.3206	0.3068	4.3	89	0.00	
69	s	SURR2,BFB	0.4549	0.4572	-0.5	96	0.00	
70	i	d5-Chlorobenzene	1.0000	1.0000	0.0	96	0.00	
71	P	Tetrachloroethene	0.3091	0.3050	1.3	99	0.00	
72	P	2-Hexanone	0.7105	0.6559	7.7	90	0.00	
73		1,3-Dichloropropane	0.6250	0.5972	4.4	92	0.00	
74	P	Dibromochloromethane	0.3464	0.3668	-5.5 ~~-5.9~~	96	0.00	
75		N-Butyl Acetate	1.0956	1.2335	-0.2 ~~-12.6~~	99	0.00	
76	P	1,2-Dibromoethane	0.3490	0.3593	-3.0	90	0.00	
77		3-Chlorobenzotrifluoride	0.6000	0.5925	1.2	92	0.00	
78	P	Chlorobenzene	1.0539	0.9901	6.1	94	0.00	
79		4-Chlorobenzotrifluoride	0.5104	0.5464	-7.1	97	0.00	
80		1,1,1,2-Tetrachloroethane	0.3243	0.3436	-0.7 ~~-6.0~~	92	0.00	
81	P	Ethylbenzene	0.5326	0.5356	-0.6	96	0.00	
82	P	(m+p)Xylene	0.6810	0.6579	3.4	93	0.00	
83	P	o-Xylene	0.6755	0.6573	2.7	93	0.00	
84	P	Styrene	1.1631	1.1282	3.0	93	0.00	
85	P	Bromoform	0.2540	0.2583	-1.5 ~~-1.7~~	95	0.00	
86		2-Chlorobenzotrifluoride	0.5946	0.5603	5.8	89	0.00	
87	P	Isopropylbenzene	1.7632	1.7513	0.7	95	0.00	
88		Cyclohexanone	0.1155	0.1231	-6.6	93	0.00	
89		trans-1,4-Dichloro-2-Butene	0.1996	0.1885	6.4 ~~-5.6~~	87	0.00	
90	i	1,4-Dichlorobenzene-d4	1.0000	1.0000	0.0	96	0.00	
91	P	1,1,2,2-Tetrachloroethane	1.0114	0.9678	4.3	87	0.00	

Data Path : I:\ACQUDATA\msvoa10\data\102715\
Data File : F3501.D
Acq On : 27 Oct 2015 11:59 am
Operator : F. Naegler
Sample : CCV Inst : MSVOA10
Misc :
ALS Vial : 1 Sample Multiplier: 1

Quant Time: Oct 27 12:46:07 2015
Quant Method : I:\ACQUDATA\MSVOA10\METHODS\W101915.M
Quant Title : MS#10 - 8260B WATERS 10mL Purge
QLast Update : Tue Oct 20 12:01:30 2015
Response via : Initial Calibration

Min. RRF : 0.000 Min. Rel. Area : 50% Max. R.T. Dev 0.50min
Max. RRF Dev : 20% Max. Rel. Area : 200%

		Compound	AvgRF	CCRF	%Dev	Area%	Dev(min)
92		Bromobenzene	0.8385	0.8034	4.2	92	0.00
93		1,2,3-Trichloropropane	0.3280	0.2938	10.4	87	0.00
94		n-Propylbenzene	3.7407	3.8872	-3.9	97	0.00
95		2-Chlorotoluene	2.1667	2.2192	-2.4	95	0.00
96		3-Chlorotoluene	2.2816	2.3099	-1.2	92	0.00
97		4-Chlorotoluene	2.5783	2.6300	-2.0	98	0.00
98		1,3,5-Trimethylbenzene	2.6149	2.7173	-3.9	96	0.00
99		tert-Butylbenzene	2.3823	2.4050	-1.0	94	0.00
100		1,2,4-Trimethylbenzene	2.7046	2.7690	-2.4	96	0.00
101		3,4-Dichlorobenzotrifluorid	0.8293	0.8383	-1.1	97	0.00
102		sec-Butylbenzene	3.4150	3.5019	-2.5	96	0.00
103		p-Isopropyltoluene	2.7754	2.9132	-5.0	97	0.00
104	P	1,3-Dclbenz	1.5885	1.5595	1.8	94	0.00
105	P	1,4-Dclbenz	1.6120	1.5842	1.7	94	0.00
106		2,4-Dichlorobenzotrifluorid	0.7466	0.7361	1.4	91	0.00
107		2,5-Dichlorobenzotrifluorid	0.8551	0.8523	0.3	92	0.00
108		n-Butylbenzene	2.5844	2.7911	-8.0	101	0.00
109	P	1,2-Dclbenz	1.5741	1.5328	2.6	93	0.00
110	P	1,2-Dibromo-3-chloropropane	0.1926	0.2118	9.8 ~~-10.0~~	81	0.00
111		Trielution Dichlorotoluene	1.4489	1.5146	-4.5	92	0.00
112		1,3,5-Trichlorobenzene	1.2685	1.2777	-0.7	91	0.00
113		Coelution Dichlorotoluene	1.6220	1.6880	-4.1	90	0.00
114	P	1,2,4-Tcbenzene	1.2131	1.2027	0.9	91	0.00
115		Hexachlorobt	0.5329	0.5476	-2.8	101	0.00
116		Naphthalen	3.6385	3.6346	0.1	86	0.00
117		1,2,3-Tclbenzene	1.2470	1.2276	1.6	89	0.00
118		2,4,5-Trichlorotoluene	0.9419	0.9889	-5.0	92	0.00
119		2,3,6-Trichlorotoluene	0.8566	0.8642	-0.9	91	0.00

(#) = Out of Range SPCC's out = 0 CCC's out = 0

Data Path : I:\ACQUDATA\msvoa10\data\102715\
Data File : F3501.D
Acq On : 27 Oct 2015 11:59 am
Operator : F. Naegler
Sample : CCV Inst : MSVOA10
Misc :
ALS Vial : 1 Sample Multiplier: 1

Quant Time: Oct 27 12:46:07 2015
Quant Method : I:\ACQUDATA\MSVOA10\METHODS\W101915.M
Quant Title : MS#10 - 8260B WATERS 10mL Purge
QLast Update : Tue Oct 20 12:01:30 2015
Response via : Initial Calibration

FV 10/17/15

Compound	R.T.	QIon	Response	Conc	Units		Dev(Min)
Internal Standards							
1) Pentafluorobenzene	5.665	168	629208	50.00	ug/L		0.00
41) 1,4-Difluorobenzene	6.714	114	927645	50.00	ug/L		0.00
70) d5-Chlorobenzene	9.957	117	846936	50.00	ug/L		0.00
90) 1,4-Dichlorobenzene-d4	11.987	152	459407	50.00	ug/L		0.00
System Monitoring Compounds							
43) surr4,Dibrflmethane	5.519	113	296204	52.05	ug/L		0.00
Spiked Amount 50.000	Range 89 - 119		Recovery = 104.10%				
46) surr1,1,2-dichloroetha...	6.025	65	428081	55.93	ug/L		0.00
Spiked Amount 50.000	Range 73 - 125		Recovery = 111.86%				
64) SURR3,Toluene-d8	8.488	98	1099836	52.04	ug/L		0.00
Spiked Amount 50.000	Range 87 - 121		Recovery = 104.08%				
69) SURR2,BFB	11.018	95	424101	50.25	ug/L		0.00
Spiked Amount 50.000	Range 85 - 122		Recovery = 100.50%				
Target Compounds							Qvalue
2) Dichlorodifluoromethane	1.160	85	450854	49.82	ug/L		97
3) Chloromethane	1.294	50	736645	48.59	ug/L		98
4) Vinyl Chloride	1.379	62	520985	49.58	ug/L		96
5) Bromomethane	1.611	94	169739	38.87	ug/L		98
6) Chloroethane	1.702	64	284313	54.37	ug/L		98
7) Freon 21	1.867	67	657354	54.17	ug/L		96
8) Trichlorofluoromethane	1.910	101	508102	56.33	ug/L		98
9) Diethyl Ether	2.166	59	381313	52.22	ug/L		88
10) Freon 123a	2.172	67	391153	52.08	ug/L		98
11) Freon 123	2.227	83	405951	52.15	ug/L		97
12) Acrolein	2.269	56	449863	206.69	ug/L		99
13) 1,1-Diclethene	2.361	96	263162	52.59	ug/L		95
14) Freon 113	2.373	101	295789	52.94	ug/L		95
15) Acetone	2.416	43	284316	50.11	ug/L		97
16) 2-Propanol	2.568	45	1104223	1004.45	ug/L		100
17) Iodomethane	2.501	142	356759	44.49	ug/L		92
18) Carbon Disulfide	2.562	76	773130	52.73	ug/L		99
19) Acetonitrile	2.684	40	322516m	232.24	ug/L		
20) Allyl Chloride	2.721	76	154409	53.89	ug/L	#	74
21) Methyl Acetate	2.751	43	614967	52.88	ug/L		98
22) Methylene Chloride	2.849	84	307229	46.97	ug/L		93
23) TBA	3.007	59	1208970	920.64	ug/L		90
24) Acrylonitrile	3.129	53	1333067	251.15	ug/L		98
25) Methyl-t-Butyl Ether	3.184	73	1042023	51.01	ug/L		98
26) trans-1,2-Dichloroethene	3.166	96	276856	48.88	ug/L		87
27) 1,1-Diclethane	3.708	63	602705	51.39	ug/L		97
28) Vinyl Acetate	3.818	86	70192	51.95	ug/L	#	30
29) DIPE	3.854	45	1912403	56.68	ug/L		99
30) 2-Chloro-1,3-Butadiene	3.836	53	795922	56.32	ug/L		91
31) ETBE	4.428	59	1248536	57.07	ug/L		99
32) 2,2-Dichloropropane	4.604	77	374398	60.72	ug/L		97
33) cis-1,2-Dichloroethene	4.623	96	304453	47.81	ug/L		93
34) 2-Butanone	4.678	43	390355	48.45	ug/L		98
35) Propionitrile	4.769	54	511484	237.73	ug/L		93

Data Path : I:\ACQUDATA\msvoa10\data\102715\
Data File : F3501.D
Acq On : 27 Oct 2015 11:59 am
Operator : F. Naegler
Sample : CCV Inst : MSVOA10
Misc :
ALS Vial : 1 Sample Multiplier: 1

Quant Time: Oct 27 12:46:07 2015
Quant Method : I:\ACQUDATA\MSVOA10\METHODS\W101915.M
Quant Title : MS#10 - 8260B WATERS 10mL Purge
QLast Update : Tue Oct 20 12:01:30 2015
Response via : Initial Calibration

Compound	R.T.	QIon	Response	Conc	Units		Dev(Min)
36) Bromochloromethane	5.043	130	211607	49.51	ug/L		90
37) Methacrylonitrile	5.062	67	184225	47.27	ug/L		92
38) Tetrahydrofuran	5.147	42	259241	49.58	ug/L		94
39) Chloroform	5.238	83	537368	51.02	ug/L		94
40) 1,1,1-Trichloroethane	5.513	97	432416	54.24	ug/L		96
42) Cyclohexane	5.592	41	552085	56.02	ug/L		97
44) Carbontetrachloride	5.787	121	114219	54.16	ug/L		92
45) 1,1-Dichloropropene	5.793	75	406543	50.23	ug/L		93
47) Benzene	6.104	78	1184614	47.91	ug/L		91
48) 1,2-Dichloroethane	6.147	62	561882	53.49	ug/L		97
49) Iso-Butyl Alcohol	6.147	43	739645	957.42	ug/L		99
50) TAME	6.342	73	938217	52.55	ug/L		96
51) n-Heptane	6.586	43	813579	61.64	ug/L		94
52) 1-Butanol	7.073	56	938501	2467.33	ug/L		98
53) Trichloroethene	7.031	130	319729	50.29	ug/L		93
54) Methylcyclohexane	7.262	55	620813	56.11	ug/L		98
55) 1,2-Diclpropane	7.305	63	359190	49.28	ug/L		96
56) Dibromomethane	7.439	93	202194	50.94	ug/L	#	82
57) 1,4-Dioxane	7.500	88	126606	800.80	ug/L		99
58) Methyl Methacrylate	7.531	69	273121	47.71	ug/L		93
59) Bromodichloromethane	7.665	83	390628	53.68	ug/L		97
60) 2-Nitropropane	7.945	41	189267	108.89	ug/L		93
61) 2-Chloroethylvinyl Ether	8.067	63	271512	47.51	ug/L		98
62) cis-1,3-Dichloropropene	8.201	75	477577	54.36	ug/L		98
63) 4-Methyl-2-pentanone	8.402	43	733142	47.40	ug/L		99
65) Toluene	8.561	91	1279137	50.36	ug/L		98
66) trans-1,3-Dichloropropene	8.829	75	419934	54.94	ug/L		97
67) Ethyl Methacrylate	8.963	69	488236	52.23	ug/L		91
68) 1,1,2-Trichloroethane	9.012	97	284564	47.85	ug/L		97
71) Tetrachloroethene	9.146	164	258285	49.32	ug/L		98
72) 2-Hexanone	9.299	43	555500	46.16	ug/L		98
73) 1,3-Dichloropropane	9.177	76	505763	47.78	ug/L		94
74) Dibromochloromethane	9.402	129	310676	52.73	ug/L		95
75) N-Butyl Acetate	9.451	43	1044676	50.12	ug/L		96
76) 1,2-Dibromoethane	9.494	107	304299	51.48	ug/L		99
77) 3-Chlorobenzotrifluoride	10.000	180	501830	49.38	ug/L		99
78) Chlorobenzene	9.981	112	838585	46.98	ug/L		98
79) 4-Chlorobenzotrifluoride	10.055	180	462745	53.52	ug/L		99
80) 1,1,1,2-Tetrachloroethane	10.067	131	290992	50.33	ug/L		97
81) Ethylbenzene	10.103	106	453635	50.28	ug/L		95
82) (m+p)Xylene	10.213	106	1114346	96.61	ug/L		95
83) o-Xylene	10.567	106	556681	48.65	ug/L		98
84) Styrene	10.579	104	955493	48.50	ug/L		99
85) Bromoform	10.731	173	218736	50.74	ug/L		95
86) 2-Chlorobenzotrifluoride	10.804	180	474500	47.11	ug/L		96
87) Isopropylbenzene	10.896	105	1483263	49.66	ug/L		99
88) Cyclohexanone	10.957	55	2084576	1065.63	ug/L		96
89) trans-1,4-Dichloro-2-B...	11.201	53	159664	46.79	ug/L		96
91) 1,1,2,2-Tetrachloroethane	11.152	83	444626	47.85	ug/L		95
92) Bromobenzene	11.140	156	369095	47.91	ug/L		96
93) 1,2,3-Trichloropropane	11.182	110	134968	44.79	ug/L	#	90

Data Path : I:\ACQUDATA\msvoa10\data\102715\
Data File : F3501.D
Acq On : 27 Oct 2015 11:59 am
Operator : F. Naegler
Sample : CCV Inst : MSVOA10
Misc :
ALS Vial : 1 Sample Multiplier: 1

Quant Time: Oct 27 12:46:07 2015
Quant Method : I:\ACQUDATA\MSVOA10\METHODS\W101915.M
Quant Title : MS#10 - 8260B WATERS 10mL Purge
QLast Update : Tue Oct 20 12:01:30 2015
Response via : Initial Calibration

	Compound	R.T.	QIon	Response	Conc	Units	Dev(Min)
94)	n-Propylbenzene	11.249	91	1785792	51.96	ug/L	98
95)	2-Chlorotoluene	11.310	91	1019497	51.21	ug/L	98
96)	3-Chlorotoluene	11.365	91	1061171	50.62	ug/L	97
97)	4-Chlorotoluene	11.402	91	1208229	51.00	ug/L	92
98)	1,3,5-Trimethylbenzene	11.402	105	1248336	51.96	ug/L	97
99)	tert-Butylbenzene	11.670	119	1104856	50.48	ug/L	100
100)	1,2,4-Trimethylbenzene	11.707	105	1272106	51.19	ug/L	97
101)	3,4-Dichlorobenzotrifl...	11.774	214	385117	50.54	ug/L	96
102)	sec-Butylbenzene	11.853	105	1608820	51.27	ug/L	99
103)	p-Isopropyltoluene	11.975	119	1338336	52.48	ug/L	98
104)	1,3-Dclbenz	11.932	146	716443	49.09	ug/L	99
105)	1,4-Dclbenz	12.005	146	727812	49.14	ug/L	97
106)	2,4-Dichlorobenzotrifl...	12.060	214	338151	49.29	ug/L	100
107)	2,5-Dichlorobenzotrifl...	12.103	214	391568	49.84	ug/L	96
108)	n-Butylbenzene	12.304	91	1282256	54.00	ug/L	99
109)	1,2-Dclbenz	12.310	146	704171	48.69	ug/L	98
110)	1,2-Dibromo-3-chloropr...	12.932	157	97322	45.12	ug/L	98
111)	Trielution Dichlorotol...	13.048	125	2087431	156.80	ug/L	100
112)	1,3,5-Trichlorobenzene	13.103	180	587005	50.37	ug/L	99
113)	Coelution Dichlorotoluene	13.371	125	1550955	104.07	ug/L	93
114)	1,2,4-Tcbenzene	13.584	180	552537	49.57	ug/L	99
115)	Hexachlorobt	13.718	225	251561	51.37	ug/L	93
116)	Naphthalen	13.773	128	1669751	49.95	ug/L	99
117)	1,2,3-Tclbenzene	13.962	180	563983	49.22	ug/L	98
118)	2,4,5-Trichlorotoluene	14.548	159	454300	52.49	ug/L	98
119)	2,3,6-Trichlorotoluene	14.633	159	396998	50.44	ug/L	97

(#) = qualifier out of range (m) = manual integration (+) = signals summed

Data Path : I:\ACQUDATA\msvoa10\data\102715\
Data File : F3501.D
Acq On : 27 Oct 2015 11:59 am
Operator : F. Naegler
Sample : CCV Inst : MSVOA10
Misc :
ALS Vial : 1 Sample Multiplier: 1

Quant Time: Oct 27 12:13:30 2015
Quant Method : I:\ACQUDATA\MSVOA10\METHODS\W101915.M
Quant Title : MS#10 - 8260B WATERS 10mL Purge
QLast Update : Tue Oct 20 12:01:30 2015
Response via : Initial Calibration

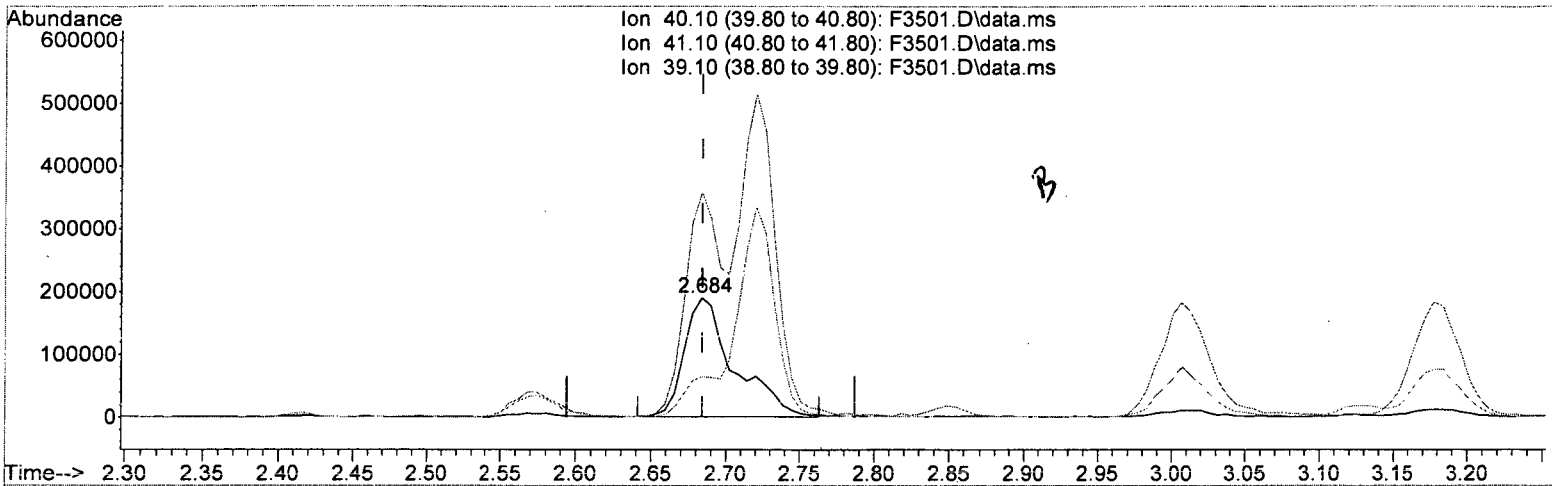

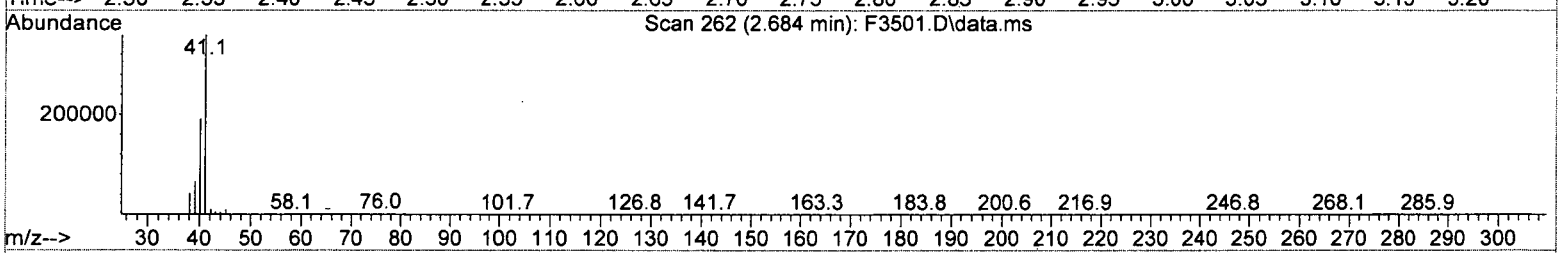



TIC: F3501.D\data.ms

(19) Acetonitrile

2.684min (-0.000) 312.84 ug/L

response 434452

Ion	Exp%	Act%
40.10	100	100
41.10	176.40	188.13
39.10	34.00	34.05
0.00	0.00	0.00

Data Path : I:\ACQUDATA\msvoa10\data\102715\
Data File : F3501.D
Acq On : 27 Oct 2015 11:59 am
Operator : F. Naegler
Sample : CCV Inst : MSVOA10
Misc :
ALS Vial : 1 Sample Multiplier: 1

Quant Time: Oct 27 12:13:30 2015
Quant Method : I:\ACQUDATA\MSVOA10\METHODS\W101915.M
Quant Title : MS#10 - 8260B WATERS 10mL Purge
QLast Update : Tue Oct 20 12:01:30 2015
Response via : Initial Calibration

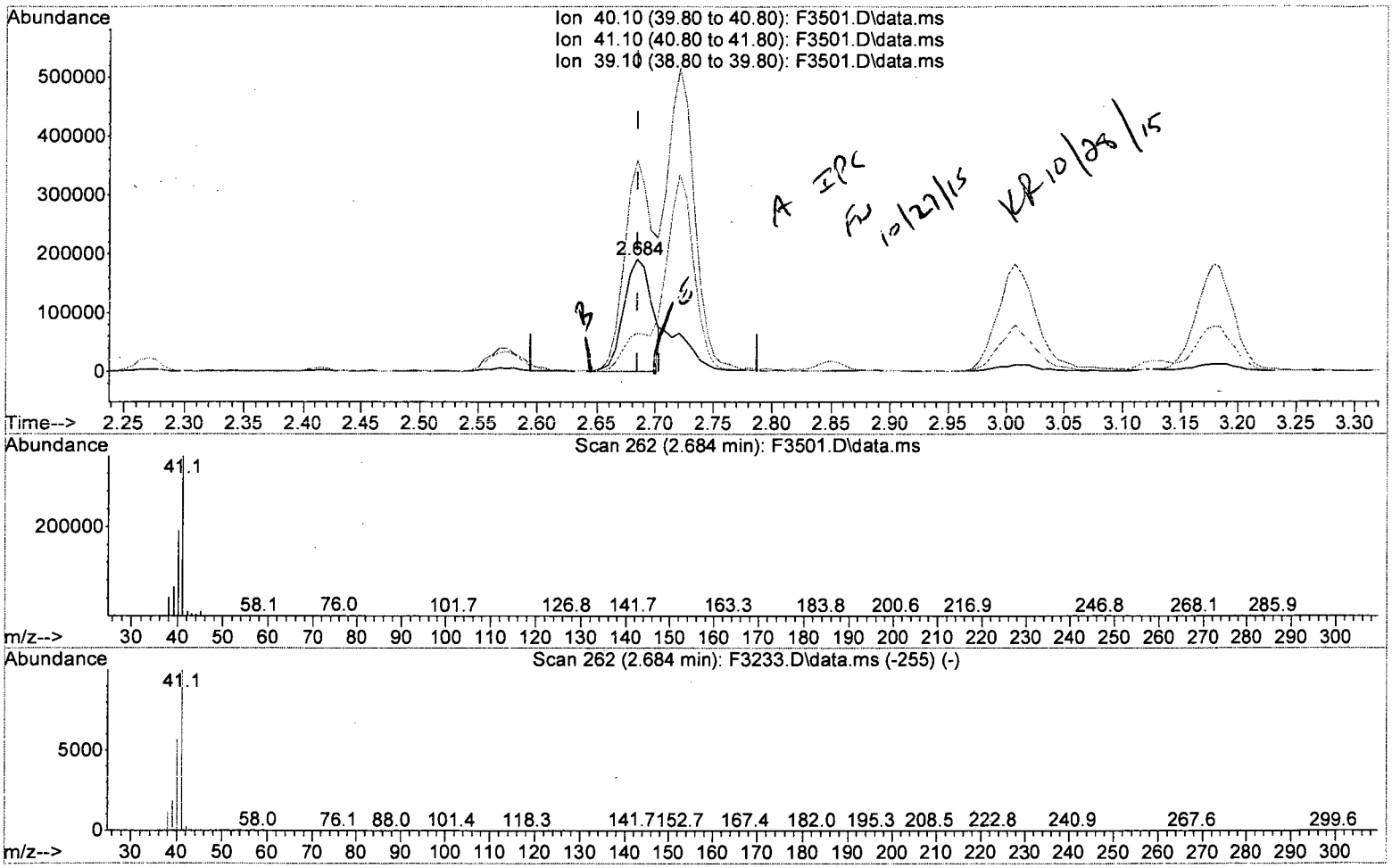

TIC: F3501.D\data.ms

(19) Acetonitrile

2.684min (-0.000) 232.24 ug/L m

response 322516

Ion	Exp%	Act%
40.10	100	100
41.10	176.40	188.13
39.10	34.00	34.05
0.00	0.00	0.00

Quantitation Report (QT Reviewed)

Data Path : I:\ACQUDATA\msvoa10\data\102715\
Data File : F3501.D
Acq On : 27 Oct 2015 11:59 am
Operator : F. Naegler
Sample : CCV Inst : MSVOA10
Misc :
ALS Vial : 1 Sample Multiplier: 1

Quant Time: Oct 27 12:46:07 2015
Quant Method : I:\ACQUDATA\MSVOA10\METHODS\W101915.M
Quant Title : MS#10 - 8260B WATERS 10mL Purge
QLast Update : Tue Oct 20 12:01:30 2015
Response via : Initial Calibration

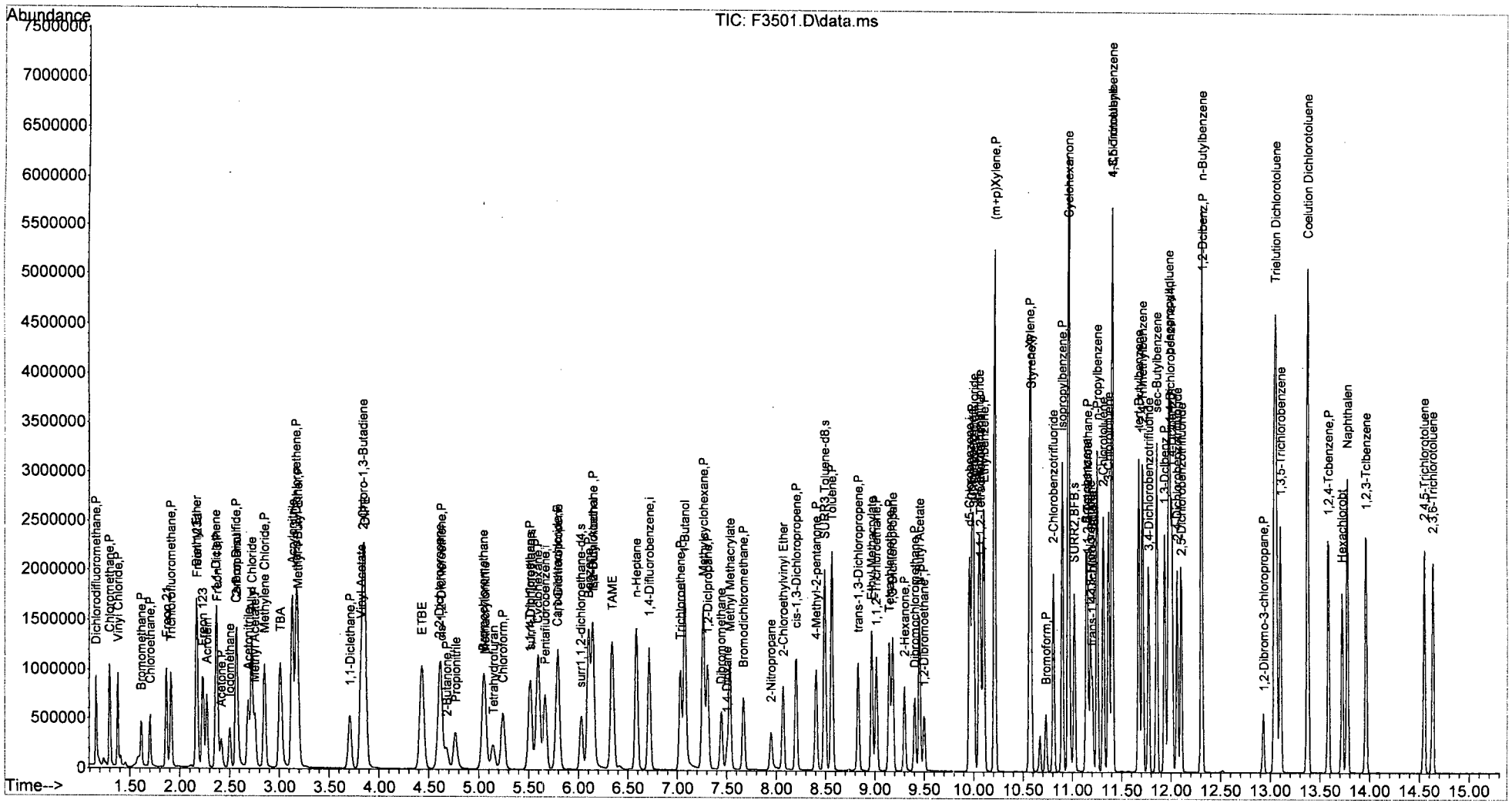

ALS Environmental

VOLATILE ORGANICS
RAW QC DATA

ALS Environmental - Rochester, NY
1565 Jefferson Rd, Bldg. 300, Suite 360, Rochester, NY 14623
Phone (585) 288-5380 Fax (585) 288-8475
www.alsglobal.com

Data Path : I:\ACQUDATA\msvoa10\data\101915\
Data File : F3226.D
Acq On : 19 Oct 2015 5:20 pm
Operator : F. Naegler
Sample : TUNE Inst : MSVOA10
Misc :
ALS Vial : 1 Sample Multiplier: 1

Integration File: CPD4.P

Method : I:\ACQUDATA\MSVOA10\METHODS\T101915.M
Title : 8260B WATERS
Last Update : Wed Sep 27 14:33:13 2006

FV 10/25/15

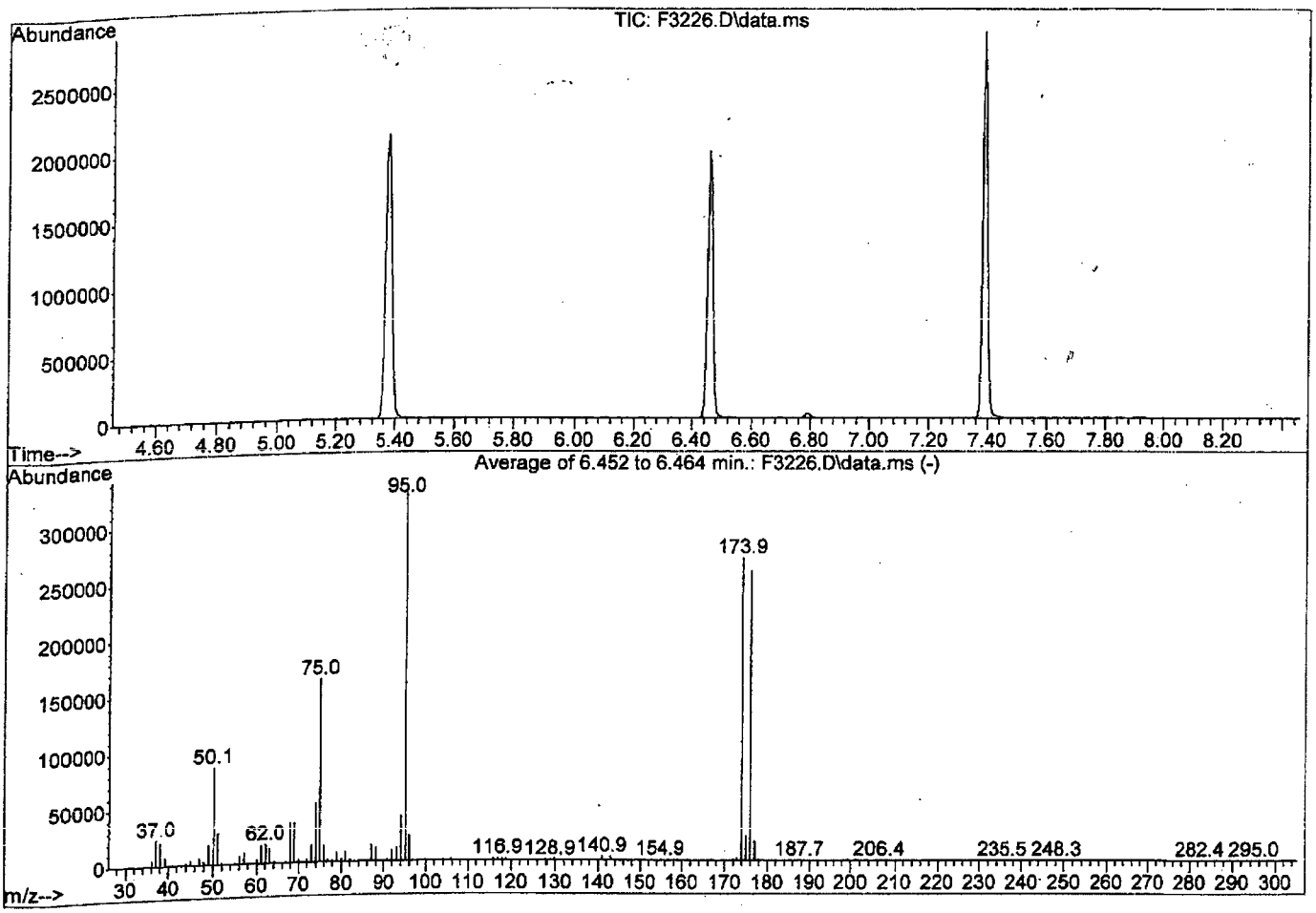

AutoFind: Scans 388, 389, 390; Background Corrected with Scan 383

Target Mass	Rel. to Mass	Lower Limit%	Upper Limit%	Rel. Abn%	Raw Abn	Result Pass/Fail
50	95	15	40	26.4	86355	PASS
75	95	30	60	49.7	162475	PASS
95	95	100	100	100.0	326955	PASS
96	95	5	9	6.8	22173	PASS
173	174	0.00	2	1.0	2677	PASS
174	95	50	120	82.2	268693	PASS
175	174	5	9	8.0	21555	PASS
176	174	95	101	95.7	257088	PASS
177	176	5	9	6.4	16529	PASS

Data Path : I:\ACQUDATA\msvoa10\data\102315\
Data File : F3381.D
Acq On : 23 Oct 2015 10:37 am
Operator : F. Naegler
Sample : TUNE Inst : MSVOA10
Misc :
ALS Vial : 2 Sample Multiplier: 1

Integration File: CPD4.P

Method : I:\ACQUDATA\MSVOA10\METHODS\T101915.M
Title : 8260B WATERS
Last Update : Wed Sep 27 14:33:13 2006

FJ 10/23/15

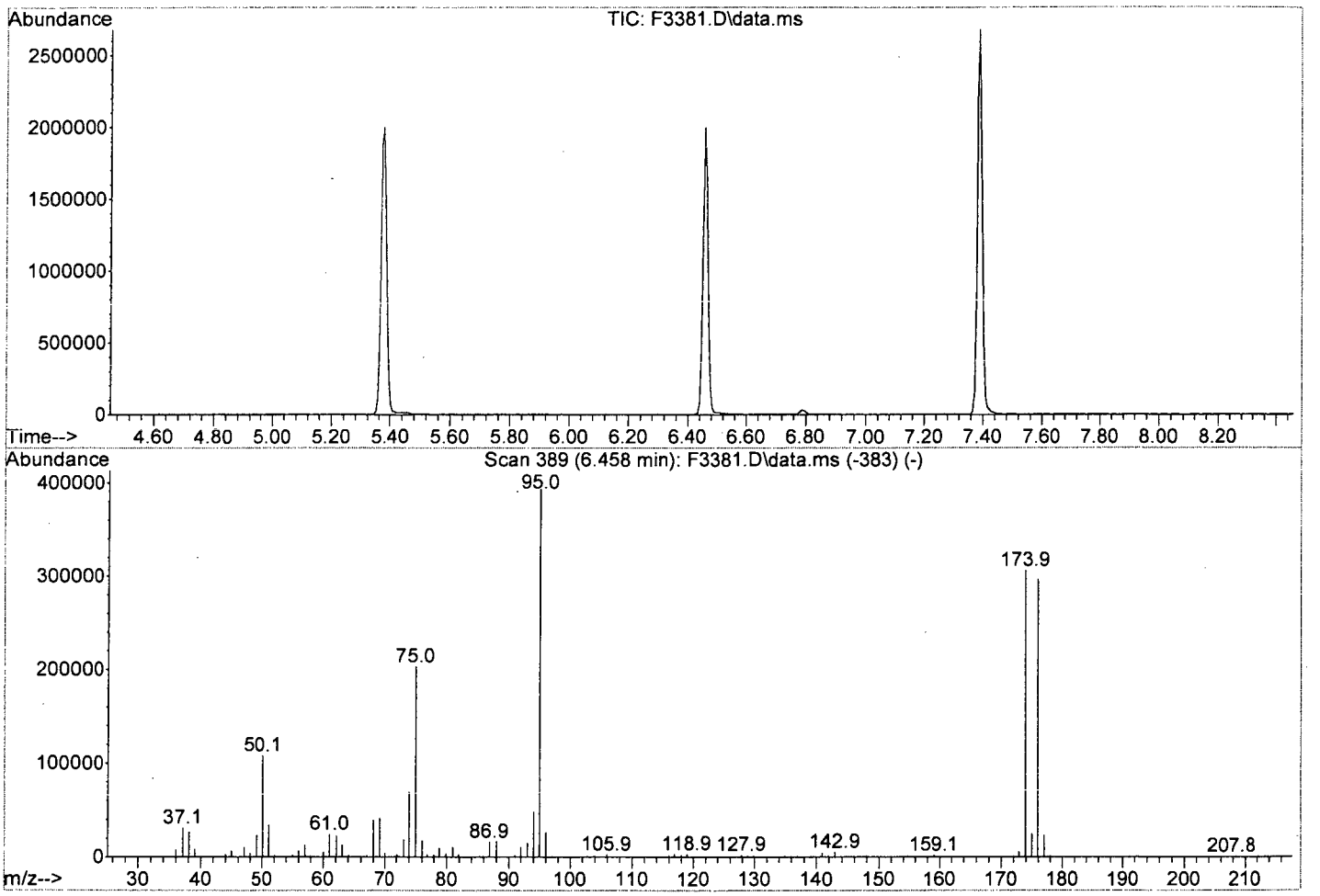

Spectrum Information: Scan 389

Target Mass	Rel. to Mass	Lower Limit%	Upper Limit%	Rel. Abn%	Raw Abn	Result Pass/Fail
50	95	15	40	27.4	107560	PASS
75	95	30	60	51.6	202816	PASS
95	95	100	100	100.0	393216	PASS
96	95	5	9	6.6	26040	PASS
173	174	0.00	2	1.8	5535	PASS
174	95	50	120	77.7	305536	PASS
175	174	5	9	8.0	24392	PASS
176	174	95	101	96.9	296192	PASS
177	176	5	9	7.6	22448	PASS

Data Path : I:\ACQUDATA\msvoa10\data\102615\
Data File : F3442.D
Acq On : 26 Oct 2015 10:35 am
Operator : F. Naegler
Sample : TUNE Inst : MSVOA10
Misc :
ALS Vial : 1 Sample Multiplier: 1

Integration File: CPD4.P

FJ 10/26/15

Method : I:\ACQUDATA\MSVOA10\METHODS\T101915.M
Title : 8260B WATERS
Last Update : Wed Sep 27 14:33:13 2006

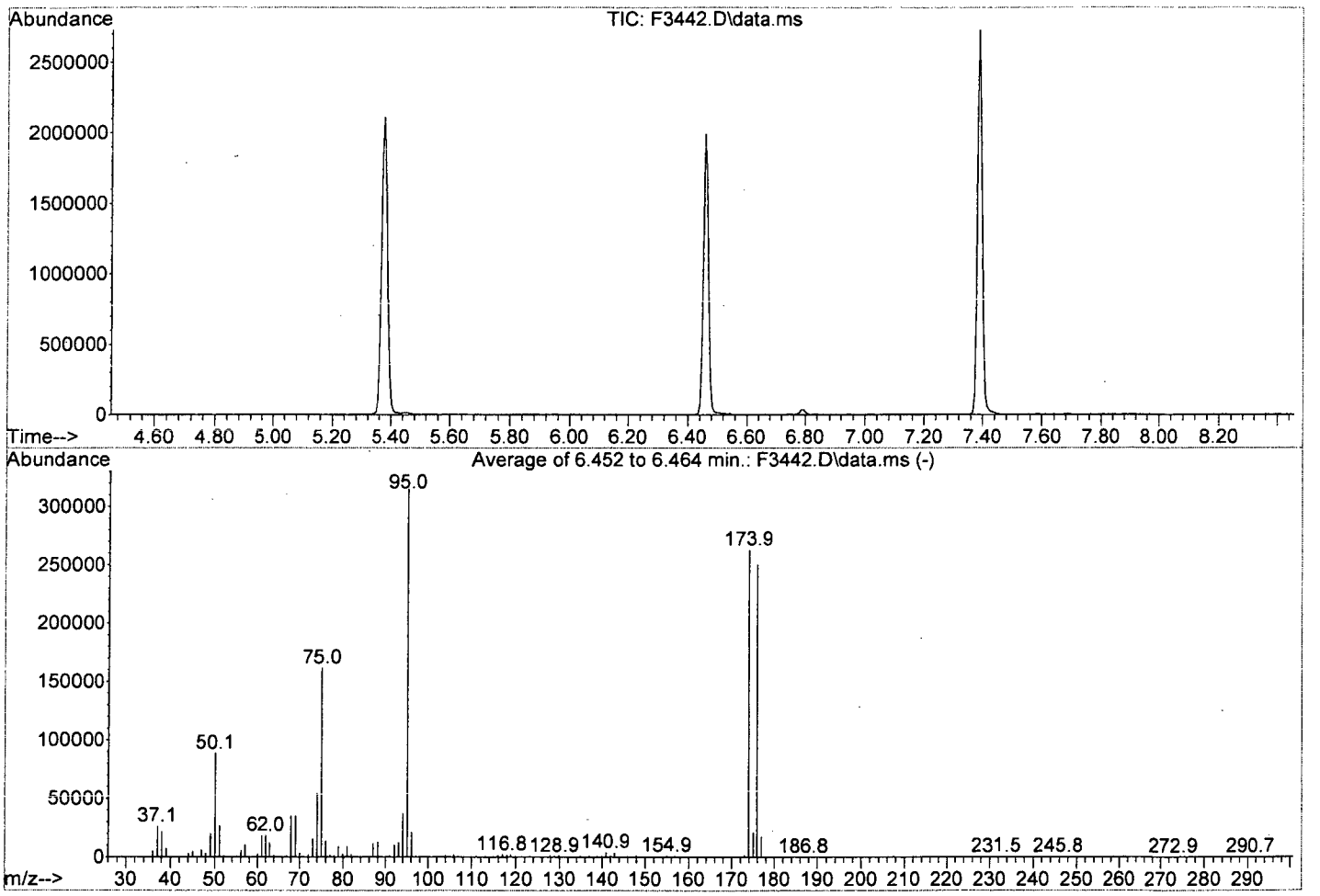

AutoFind: Scans 388, 389, 390; Background Corrected with Scan 383

Target Mass	Rel. to Mass	Lower Limit%	Upper Limit%	Rel. Abn%	Raw Abn	Result Pass/Fail
50	95	15	40	28.1	88371	PASS
75	95	30	60	51.3	161429	PASS
95	95	100	100	100.0	314965	PASS
96	95	5	9	6.7	21008	PASS
173	174	0.00	2	0.6	1602	PASS
174	95	50	120	83.4	262592	PASS
175	174	5	9	7.9	20623	PASS
176	174	95	101	95.2	249984	PASS
177	176	5	9	6.8	17029	PASS

Data Path : I:\ACQUDATA\msvoa10\data\102715\
Data File : F3500.D
Acq On : 27 Oct 2015 11:27 am
Operator : F. Naegler
Sample : TUNE Inst : MSVOA10
Misc :
ALS Vial : 2 Sample Multiplier: 1

Integration File: CPD4.P

FN 10/27/15

Method : I:\ACQUDATA\MSVOA10\METHODS\T101915.M
Title : 8260B WATERS
Last Update : Wed Sep 27 14:33:13 2006

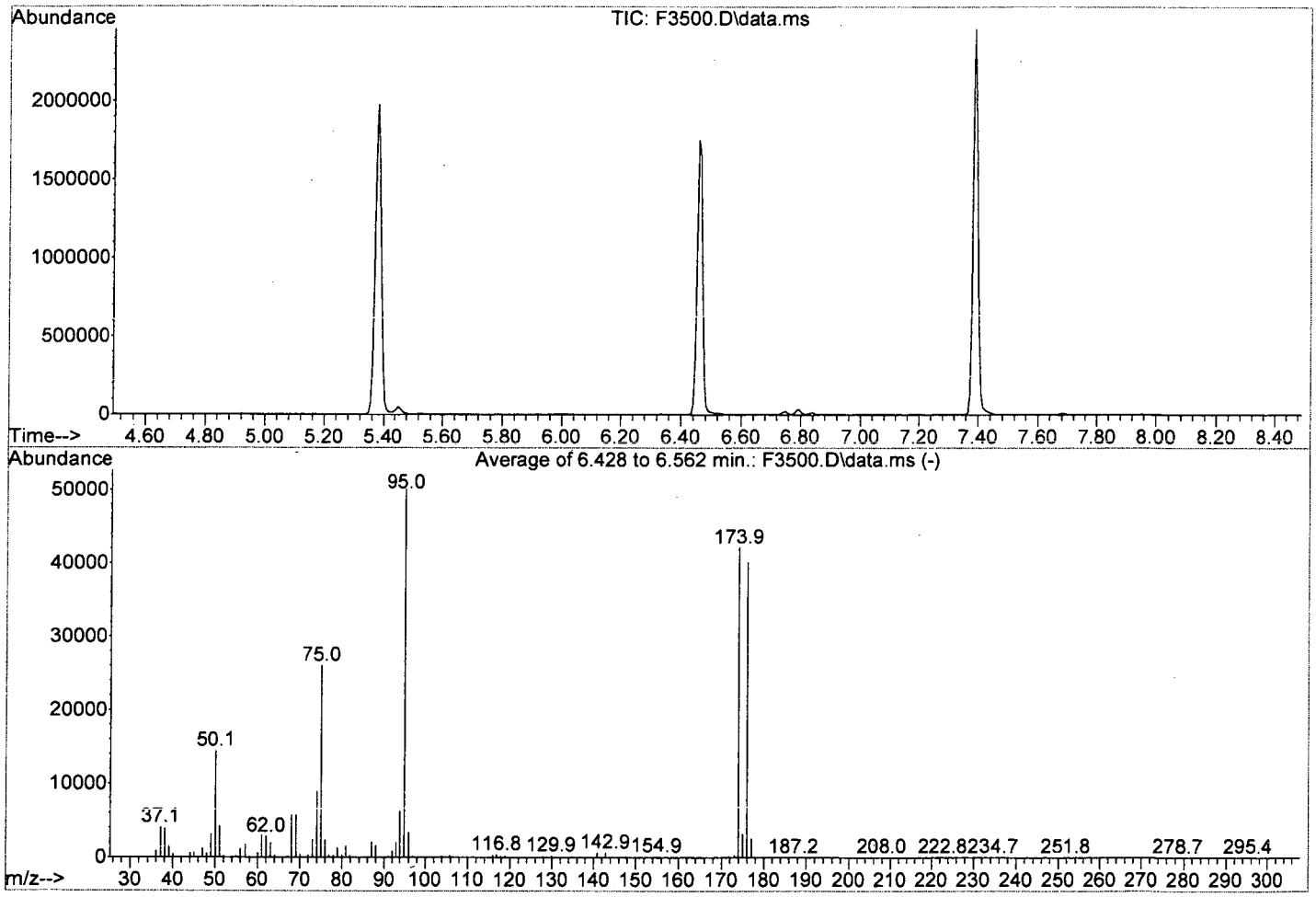

Spectrum Information: Average of 6.428 to 6.562 min.

Target Mass	Rel. to Mass	Lower Limit%	Upper Limit%	Rel. Abn%	Raw Abn	Result Pass/Fail
50	95	15	40	28.8	14430	PASS
75	95	30	60	52.0	26035	PASS
95	95	100	100	100.0	50103	PASS
96	95	5	9	6.7	3334	PASS
173	174	0.00	2	0.7	296	PASS
174	95	50	120	84.1	42129	PASS
175	174	5	9	7.6	3198	PASS
176	174	95	101	95.2	40116	PASS
177	176	5	9	6.4	2548	PASS

ALS Group USA, Corp. dba ALS Environmental

Analytical Report

Client:	CB&I	**Service Request:**	R1509047
Project:	Textron Wheatfield/Annual Groundwater	**Date Collected:**	NA
Sample Matrix:	Water	**Date Received:**	NA
		Date Analyzed:	10/23/15 12:47
Sample Name:	Method Blank	**Units:**	µg/L
Lab Code:	RQ1513253-01	**Basis:**	NA

Volatile Organic Compounds by GC/MS

Analytical Method:	8260C	**Analysis Lot:**	468624
Prep Method:	EPA 5030C		
Data File Name:	I:\ACQUDATA\msvoa10\data\102315\F3385.D\	**Instrument Name:**	R-MS-10
		Dilution Factor:	1

CAS No.	Analyte Name	Result	Q	MRL	MDL	Note
74-87-3	Chloromethane	5.0	U	5.0	0.21	
75-01-4	Vinyl Chloride	5.0	U	5.0	0.32	
75-00-3	Chloroethane	5.0	U	5.0	0.24	
74-83-9	Bromomethane	5.0	U	5.0	0.29	
75-35-4	1,1-Dichloroethene	5.0	U	5.0	0.57	
67-64-1	Acetone	10	U	10	1.3	
75-15-0	Carbon Disulfide	10	U	10	0.22	
75-09-2	Methylene Chloride	5.0	U	5.0	0.60	
156-60-5	trans-1,2-Dichloroethene	5.0	U	5.0	0.33	
75-34-3	1,1-Dichloroethane	5.0	U	5.0	0.20	
156-59-2	cis-1,2-Dichloroethene	5.0	U	5.0	0.30	
78-93-3	2-Butanone (MEK)	10	U	10	0.81	
67-66-3	Chloroform	5.0	U	5.0	0.25	
71-55-6	1,1,1-Trichloroethane	5.0	U	5.0	0.36	
56-23-5	Carbon Tetrachloride	5.0	U	5.0	0.45	
71-43-2	Benzene	5.0	U	5.0	0.20	
107-06-2	1,2-Dichloroethane	5.0	U	5.0	0.36	
79-01-6	Trichloroethene	5.0	U	5.0	0.22	
78-87-5	1,2-Dichloropropane	5.0	U	5.0	0.20	
75-27-4	Bromodichloromethane	5.0	U	5.0	0.32	
10061-01-5	cis-1,3-Dichloropropene	5.0	U	5.0	0.24	
108-10-1	4-Methyl-2-pentanone (MIBK)	10	U	10	0.67	
108-88-3	Toluene	5.0	U	5.0	0.20	
10061-02-6	trans-1,3-Dichloropropene	5.0	U	5.0	0.20	
79-00-5	1,1,2-Trichloroethane	5.0	U	5.0	0.34	
127-18-4	Tetrachloroethene	5.0	U	5.0	0.30	
591-78-6	2-Hexanone	10	U	10	1.7	
124-48-1	Dibromochloromethane	5.0	U	5.0	0.31	
108-90-7	Chlorobenzene	5.0	U	5.0	0.29	
100-41-4	Ethylbenzene	5.0	U	5.0	0.20	
179601-23-1	m,p-Xylenes	5.0	U	5.0	0.33	
95-47-6	o-Xylene	5.0	U	5.0	0.20	
100-42-5	Styrene	5.0	U	5.0	0.20	
75-25-2	Bromoform	5.0	U	5.0	0.42	
79-34-5	1,1,2,2-Tetrachloroethane	5.0	U	5.0	0.25	

ALS Group USA, Corp. dba ALS Environmental

Analytical Report

Client:	CB&I	**Service Request:**	R1509047
Project:	Textron Wheatfield/Annual Groundwater	**Date Collected:**	NA
Sample Matrix:	Water	**Date Received:**	NA
		Date Analyzed:	10/23/15 12:47
Sample Name:	Method Blank	**Units:**	µg/L
Lab Code:	RQ1513253-01	**Basis:**	NA

Volatile Organic Compounds by GC/MS

Analytical Method:	8260C	**Analysis Lot:**	468624
Prep Method:	EPA 5030C		
Data File Name:	I:\ACQUDATA\msvoa10\data\102315\F3385.D\	**Instrument Name:**	R-MS-10
		Dilution Factor:	1

CAS No.	Analyte Name	Result	Q	MRL	MDL	Note

Surrogate Name	%Rec	Control Limits	Date Analyzed	Q
4-Bromofluorobenzene	98	85-122	10/23/15 12:47	
Toluene-d8	103	87-121	10/23/15 12:47	
Dibromofluoromethane	99	89-119	10/23/15 12:47	

Data Path : I:\ACQUDATA\msvoa10\data\102315\
Data File : F3385.D
Acq On : 23 Oct 2015 12:47 pm
Operator : F. Naegler
Sample : MBLK Inst : MSVOA10
Misc :
ALS Vial : 4 Sample Multiplier: 1

Quant Time: Oct 29 10:49:33 2015
Quant Method : I:\ACQUDATA\MSVOA10\METHODS\W101915.M
Quant Title : MS#10 - 8260B WATERS 10mL Purge
QLast Update : Tue Oct 20 12:01:30 2015
Response via : Initial Calibration

Compound	R.T.	QIon	Response	Conc	Units	Dev(Min)
Internal Standards						
1) Pentafluorobenzene	5.671	168	663122	50.00	ug/L	0.00
41) 1,4-Difluorobenzene	6.714	114	960303	50.00	ug/L	0.00
70) d5-Chlorobenzene	9.957	117	861009	50.00	ug/L	0.00
90) 1,4-Dichlorobenzene-d4	11.987	152	451261	50.00	ug/L	0.00
System Monitoring Compounds						
43) surr4,Dibrflmethane	5.513	113	291229	49.44	ug/L	0.00
Spiked Amount 50.000	Range 89 - 119		Recovery = 98.88%			
46) surr1,1,2-dichloroetha...	6.031	65	417695	52.72	ug/L	0.00
Spiked Amount 50.000	Range 73 - 125		Recovery = 105.44%			
64) SURR3,Toluene-d8	8.488	98	1122614	51.31	ug/L	0.00
Spiked Amount 50.000	Range 87 - 121		Recovery = 102.62%			
69) SURR2,BFB	11.018	95	426158	48.77	ug/L	0.00
Spiked Amount 50.000	Range 85 - 122		Recovery = 97.54%			
Target Compounds						Qvalue
5) Bromomethane	1.623	94	607	Below Cal	#	34
79) 4-Chlorobenzotrifluoride	10.055	180	3888	0.44	ug/L	86

(#) = qualifier out of range (m) = manual integration (+) = signals summed

FJ 10/29/15

Quantitation Report (QT Reviewed)

Data Path : I:\ACQUDATA\msvoa10\data\102315\
Data File : F3385.D
Acq On : 23 Oct 2015 12:47 pm
Operator : F. Naegler
Sample : MBLK Inst : MSVOA10
Misc :
ALS Vial : 4 Sample Multiplier: 1

Quant Time: Oct 29 10:49:33 2015
Quant Method : I:\ACQUDATA\MSVOA10\METHODS\W101915.M
Quant Title : MS#10 - 8260B WATERS 10mL Purge
QLast Update : Tue Oct 20 12:01:30 2015
Response via : Initial Calibration

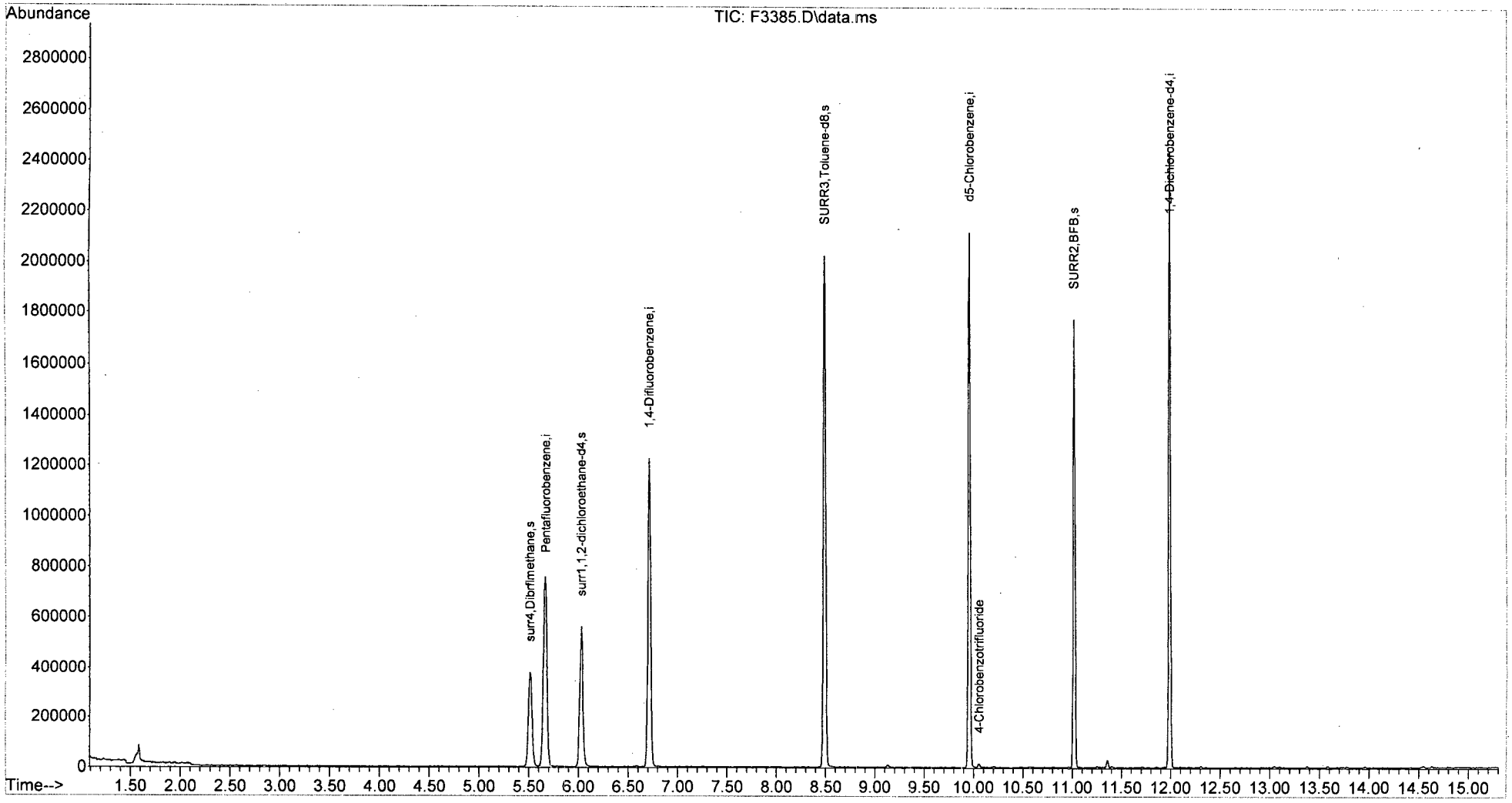

Client:	CB&I	**Service Request:**	R1509047
Project:	Textron Wheatfield/Annual Groundwater	**Date Collected:**	NA
Sample Matrix:	Water	**Date Received:**	NA
		Date Analyzed:	10/26/15 13:02
Sample Name:	Method Blank	**Units:**	µg/L
Lab Code:	RQ1513317-01	**Basis:**	NA

Volatile Organic Compounds by GC/MS

Analytical Method:	8260C	**Analysis Lot:**	468926
Prep Method:	EPA 5030C		
Data File Name:	I:\ACQUDATA\msvoa10\data\102615\F3446.D\	**Instrument Name:**	R-MS-10
		Dilution Factor:	1

CAS No.	Analyte Name	Result	Q	MRL	MDL	Note
74-87-3	Chloromethane	5.0	U	5.0	0.21	
75-01-4	Vinyl Chloride	5.0	U	5.0	0.32	
75-00-3	Chloroethane	5.0	U	5.0	0.24	
74-83-9	Bromomethane	5.0	U	5.0	0.29	
75-35-4	1,1-Dichloroethene	5.0	U	5.0	0.57	
67-64-1	Acetone	10	U	10	1.3	
75-15-0	Carbon Disulfide	10	U	10	0.22	
75-09-2	Methylene Chloride	5.0	U	5.0	0.60	
156-60-5	trans-1,2-Dichloroethene	5.0	U	5.0	0.33	
75-34-3	1,1-Dichloroethane	5.0	U	5.0	0.20	
156-59-2	cis-1,2-Dichloroethene	5.0	U	5.0	0.30	
78-93-3	2-Butanone (MEK)	10	U	10	0.81	
67-66-3	Chloroform	5.0	U	5.0	0.25	
71-55-6	1,1,1-Trichloroethane	5.0	U	5.0	0.36	
56-23-5	Carbon Tetrachloride	5.0	U	5.0	0.45	
71-43-2	Benzene	5.0	U	5.0	0.20	
107-06-2	1,2-Dichloroethane	5.0	U	5.0	0.36	
79-01-6	Trichloroethene	5.0	U	5.0	0.22	
78-87-5	1,2-Dichloropropane	5.0	U	5.0	0.20	
75-27-4	Bromodichloromethane	5.0	U	5.0	0.32	
10061-01-5	cis-1,3-Dichloropropene	5.0	U	5.0	0.24	
108-10-1	4-Methyl-2-pentanone (MIBK)	10	U	10	0.67	
108-88-3	Toluene	5.0	U	5.0	0.20	
10061-02-6	trans-1,3-Dichloropropene	5.0	U	5.0	0.20	
79-00-5	1,1,2-Trichloroethane	5.0	U	5.0	0.34	
127-18-4	Tetrachloroethene	5.0	U	5.0	0.30	
591-78-6	2-Hexanone	10	U	10	1.7	
124-48-1	Dibromochloromethane	5.0	U	5.0	0.31	
108-90-7	Chlorobenzene	5.0	U	5.0	0.29	
100-41-4	Ethylbenzene	5.0	U	5.0	0.20	
179601-23-1	m,p-Xylenes	5.0	U	5.0	0.33	
95-47-6	o-Xylene	5.0	U	5.0	0.20	
100-42-5	Styrene	5.0	U	5.0	0.20	
75-25-2	Bromoform	5.0	U	5.0	0.42	
79-34-5	1,1,2,2-Tetrachloroethane	5.0	U	5.0	0.25	

ALS Group USA, Corp. dba ALS Environmental

Analytical Report

Client:	CB&I	**Service Request:**	R1509047
Project:	Textron Wheatfield/Annual Groundwater	**Date Collected:**	NA
Sample Matrix:	Water	**Date Received:**	NA
		Date Analyzed:	10/26/15 13:02
Sample Name:	Method Blank	**Units:**	µg/L
Lab Code:	RQ1513317-01	**Basis:**	NA

Volatile Organic Compounds by GC/MS

Analytical Method:	8260C	**Analysis Lot:**	468926
Prep Method:	EPA 5030C		
Data File Name:	I:\ACQUDATA\msvoa10\data\102615\F3446.D\	**Instrument Name:**	R-MS-10
		Dilution Factor:	1

CAS No.	Analyte Name	Result	Q	MRL	MDL	Note

Surrogate Name	%Rec	Control Limits	Date Analyzed	Q
4-Bromofluorobenzene	97	85-122	10/26/15 13:02	
Toluene-d8	104	87-121	10/26/15 13:02	
Dibromofluoromethane	104	89-119	10/26/15 13:02	

Data Path : I:\ACQUDATA\msvoa10\data\102615\
Data File : F3446.D
Acq On : 26 Oct 2015 1:02 pm
Operator : F. Naegler
Sample : MBLK Inst : MSVOA10
Misc :
ALS Vial : 4 Sample Multiplier: 1

Quant Time: Oct 29 16:49:35 2015
Quant Method : I:\ACQUDATA\MSVOA10\METHODS\W101915.M
Quant Title : MS#10 - 8260B WATERS 10mL Purge
QLast Update : Tue Oct 20 12:01:30 2015
Response via : Initial Calibration

Compound	R.T.	QIon	Response	Conc	Units	Dev(Min)
Internal Standards						
1) Pentafluorobenzene	5.665	168	665820	50.00	ug/L	0.00
41) 1,4-Difluorobenzene	6.714	114	977207	50.00	ug/L	0.00
70) d5-Chlorobenzene	9.957	117	870273	50.00	ug/L	0.00
90) 1,4-Dichlorobenzene-d4	11.987	152	467155	50.00	ug/L	0.00
System Monitoring Compounds						
43) surr4,Dibrflmethane	5.513	113	311386	51.94	ug/L	0.00
Spiked Amount 50.000	Range 89 - 119		Recovery = 103.88%			
46) surr1,1,2-dichloroetha...	6.031	65	429054	53.21	ug/L	0.00
Spiked Amount 50.000	Range 73 - 125		Recovery = 106.42%			
64) SURR3,Toluene-d8	8.488	98	1152383	51.76	ug/L	0.00
Spiked Amount 50.000	Range 87 - 121		Recovery = 103.52%			
69) SURR2,BFB	11.018	95	432477	48.64	ug/L	0.00
Spiked Amount 50.000	Range 85 - 122		Recovery = 97.28%			
Target Compounds						Qvalue
5) Bromomethane	1.611	94	497	Below Cal	#	45
79) 4-Chlorobenzotrifluoride	10.055	180	2368	0.27	ug/L	89
111) Trielution Dichlorotol...	13.042	125	2804	0.21	ug/L	84

(#) = qualifier out of range (m) = manual integration (+) = signals summed

FU 10/29/15

Quantitation Report (QT Reviewed)

Data Path : I:\ACQUDATA\msvoa10\data\102615\
Data File : F3446.D
Acq On : 26 Oct 2015 1:02 pm
Operator : F. Naegler
Sample : MBLK Inst : MSVOA10
Misc :
ALS Vial : 4 Sample Multiplier: 1

Quant Time: Oct 29 16:49:35 2015
Quant Method : I:\ACQUDATA\MSVOA10\METHODS\W101915.M
Quant Title : MS#10 - 8260B WATERS 10mL Purge
QLast Update : Tue Oct 20 12:01:30 2015
Response via : Initial Calibration

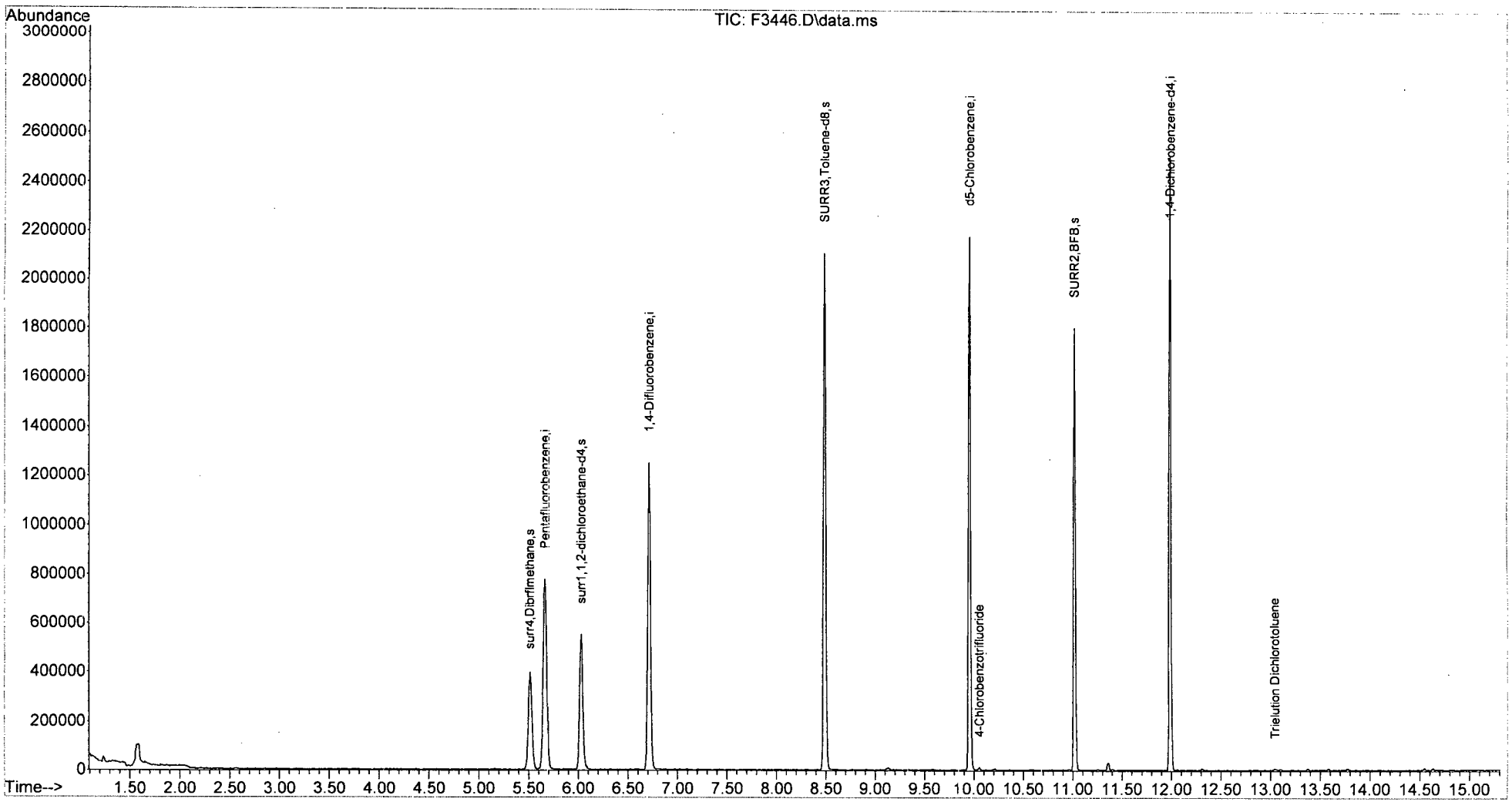

Client:	CB&I	**Service Request:**	R1509047
Project:	Textron Wheatfield/Annual Groundwater	**Date Collected:**	NA
Sample Matrix:	Water	**Date Received:**	NA
		Date Analyzed:	10/27/15 14:04
Sample Name:	Method Blank	**Units:**	µg/L
Lab Code:	RQ1513194-01	**Basis:**	NA

Volatile Organic Compounds by GC/MS

Analytical Method:	8260C	**Analysis Lot:**	469155
Data File Name:	I:\ACQUDATA\msvoa10\data\102715\F3505.D\	**Instrument Name:**	R-MS-10
		Dilution Factor:	1

CAS No.	Analyte Name	Result	Q	MRL	MDL	Note
74-87-3	Chloromethane	1.0	U	1.0	0.21	
75-01-4	Vinyl Chloride	1.0	U	1.0	0.32	
75-00-3	Chloroethane	1.0	U	1.0	0.24	
74-83-9	Bromomethane	1.0	U	1.0	0.29	
75-35-4	1,1-Dichloroethene	1.0	U	1.0	0.57	
67-64-1	Acetone	5.0	U	5.0	1.3	
75-15-0	Carbon Disulfide	1.0	U	1.0	0.22	
75-09-2	Methylene Chloride	1.0	U	1.0	0.60	
156-60-5	trans-1,2-Dichloroethene	1.0	U	1.0	0.33	
75-34-3	1,1-Dichloroethane	1.0	U	1.0	0.20	
156-59-2	cis-1,2-Dichloroethene	1.0	U	1.0	0.30	
78-93-3	2-Butanone (MEK)	5.0	U	5.0	0.81	
67-66-3	Chloroform	1.0	U	1.0	0.25	
71-55-6	1,1,1-Trichloroethane	1.0	U	1.0	0.36	
56-23-5	Carbon Tetrachloride	1.0	U	1.0	0.45	
71-43-2	Benzene	1.0	U	1.0	0.20	
107-06-2	1,2-Dichloroethane	1.0	U	1.0	0.36	
79-01-6	Trichloroethene	1.0	U	1.0	0.22	
78-87-5	1,2-Dichloropropane	1.0	U	1.0	0.20	
75-27-4	Bromodichloromethane	1.0	U	1.0	0.32	
10061-01-5	cis-1,3-Dichloropropene	1.0	U	1.0	0.24	
108-10-1	4-Methyl-2-pentanone (MIBK)	5.0	U	5.0	0.67	
108-88-3	Toluene	1.0	U	1.0	0.20	
10061-02-6	trans-1,3-Dichloropropene	1.0	U	1.0	0.20	
79-00-5	1,1,2-Trichloroethane	1.0	U	1.0	0.34	
127-18-4	Tetrachloroethene	1.0	U	1.0	0.30	
591-78-6	2-Hexanone	5.0	U	5.0	1.7	
124-48-1	Dibromochloromethane	1.0	U	1.0	0.31	
108-90-7	Chlorobenzene	1.0	U	1.0	0.29	
100-41-4	Ethylbenzene	1.0	U	1.0	0.20	
179601-23-1	m,p-Xylenes	2.0	U	2.0	0.33	
95-47-6	o-Xylene	1.0	U	1.0	0.20	
100-42-5	Styrene	1.0	U	1.0	0.20	
75-25-2	Bromoform	1.0	U	1.0	0.42	
79-34-5	1,1,2,2-Tetrachloroethane	1.0	U	1.0	0.25	

ALS Group USA, Corp. dba ALS Environmental

Analytical Report

Client:	CB&I	**Service Request:**	R1509047
Project:	Textron Wheatfield/Annual Groundwater	**Date Collected:**	NA
Sample Matrix:	Water	**Date Received:**	NA
		Date Analyzed:	10/27/15 14:04
Sample Name:	Method Blank	**Units:**	Percent
Lab Code:	RQ1513194-01	**Basis:**	NA

Volatile Organic Compounds by GC/MS

Analytical Method:	8260C	**Analysis Lot:**	469155
Data File Name:	I:\ACQUDATA\msvoa10\data\102715\F3505.D\	**Instrument Name:**	R-MS-10
		Dilution Factor:	1

Surrogate Name	%Rec	Control Limits	Date Analyzed	Q
4-Bromofluorobenzene	94	85-122	10/27/15 14:04	
Toluene-d8	100	87-121	10/27/15 14:04	
Dibromofluoromethane	102	89-119	10/27/15 14:04	

Data Path : I:\ACQUDATA\msvoa10\data\102715\
Data File : F3505.D
Acq On : 27 Oct 2015 2:04 pm
Operator : F. Naegler
Sample : MBLK Inst : MSVOA10
Misc :
ALS Vial : 4 Sample Multiplier: 1

Quant Time: Oct 28 10:50:14 2015
Quant Method : I:\ACQUDATA\MSVOA10\METHODS\W101915.M
Quant Title : MS#10 - 8260B WATERS 10mL Purge
QLast Update : Tue Oct 20 12:01:30 2015
Response via : Initial Calibration

Compound	R.T.	QIon	Response	Conc	Units	Dev(Min)
Internal Standards						
1) Pentafluorobenzene	5.665	168	621921	50.00	ug/L	0.00
41) 1,4-Difluorobenzene	6.714	114	918723	50.00	ug/L	0.00
70) d5-Chlorobenzene	9.957	117	819240	50.00	ug/L	0.00
90) 1,4-Dichlorobenzene-d4	11.987	152	428052	50.00	ug/L	0.00
System Monitoring Compounds						
43) surr4,Dibrflmethane	5.513	113	286442	50.82	ug/L	0.00
Spiked Amount 50.000	Range 89 - 119		Recovery = 101.64%			
46) surr1,1,2-dichloroetha...	6.031	65	407522	53.76	ug/L	0.00
Spiked Amount 50.000	Range 73 - 125		Recovery = 107.52%			
64) SURR3,Toluene-d8	8.488	98	1045863	49.96	ug/L	0.00
Spiked Amount 50.000	Range 87 - 121		Recovery = 99.92%			
69) SURR2,BFB	11.018	95	394288	47.17	ug/L	0.00
Spiked Amount 50.000	Range 85 - 122		Recovery = 94.34%			
Target Compounds						Qvalue
5) Bromomethane	1.635	94	347	Below Cal	#	33
79) 4-Chlorobenzotrifluoride	10.054	180	6079	0.73	ug/L #	66
111) Trielution Dichlorotol...	13.048	125	2534	0.20	ug/L #	50

(#) = qualifier out of range (m) = manual integration (+) = signals summed

FV 10/28/15

Quantitation Report (QT Reviewed)

Data Path : I:\ACQUDATA\msvoa10\data\102715\
Data File : F3505.D
Acq On : 27 Oct 2015 2:04 pm
Operator : F. Naegler
Sample : MBLK Inst : MSVOA10
Misc :
ALS Vial : 4 Sample Multiplier: 1

Quant Time: Oct 28 10:50:14 2015
Quant Method : I:\ACQUDATA\MSVOA10\METHODS\W101915.M
Quant Title : MS#10 - 8260B WATERS 10mL Purge
QLast Update : Tue Oct 20 12:01:30 2015
Response via : Initial Calibration

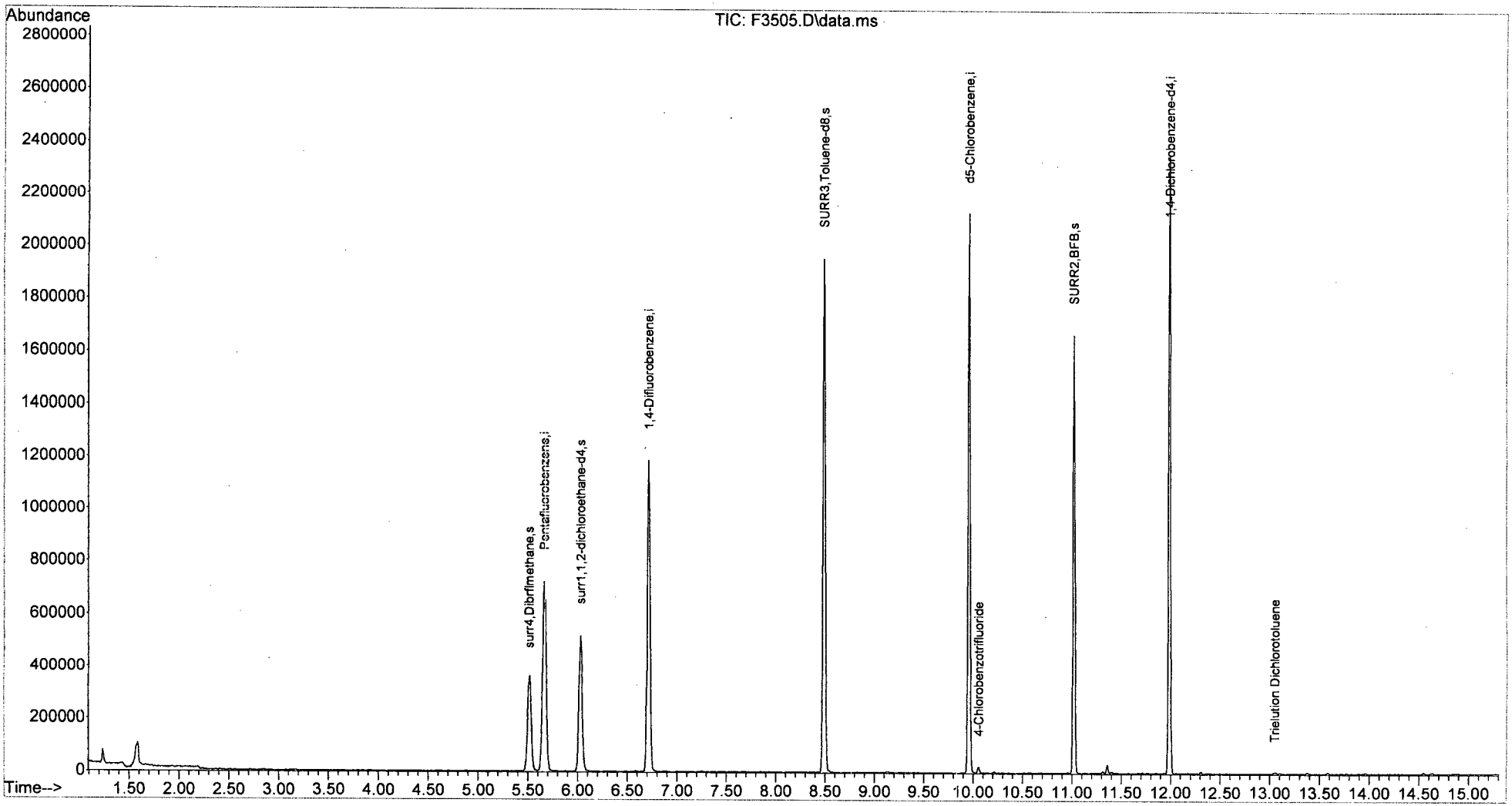

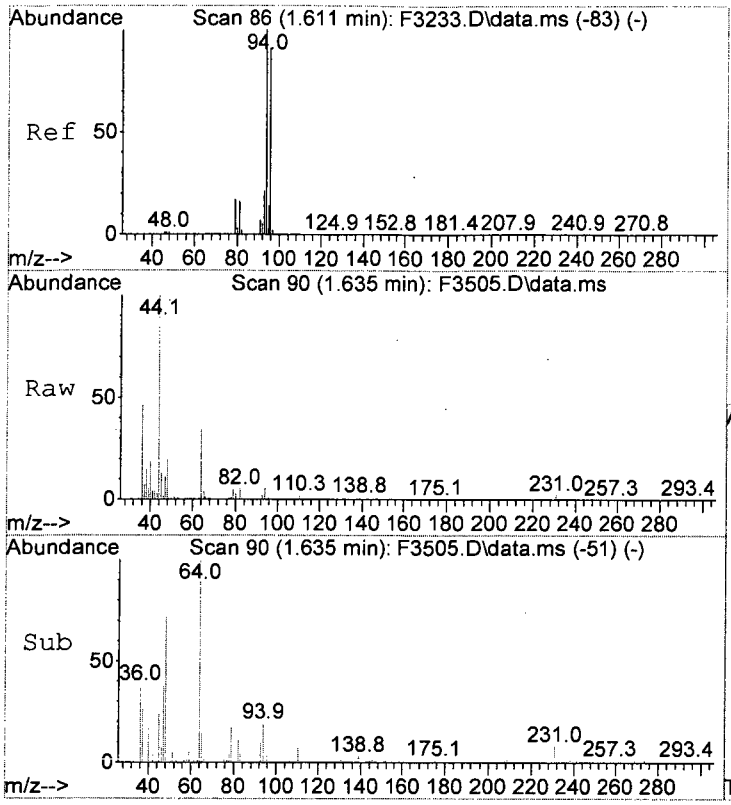

#5
Bromomethane
Concen: Below Cal
RT: 1.635 min Scan# 90
Delta R.T. 0.012 min
Lab File: F3505.D
Acq: 27 Oct 2015 2:04 pm

Tgt Ion: 94 Resp: 347

Ion	Ratio	Lower	Upper
94	100		
96	28.0	71.0	111.0#

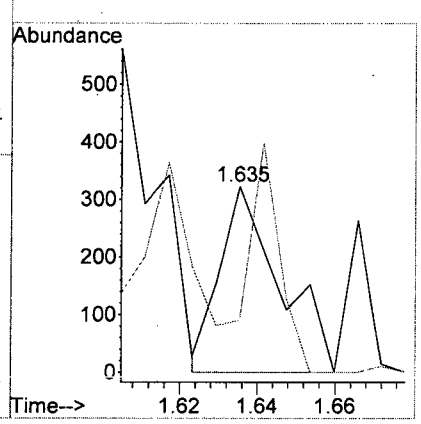

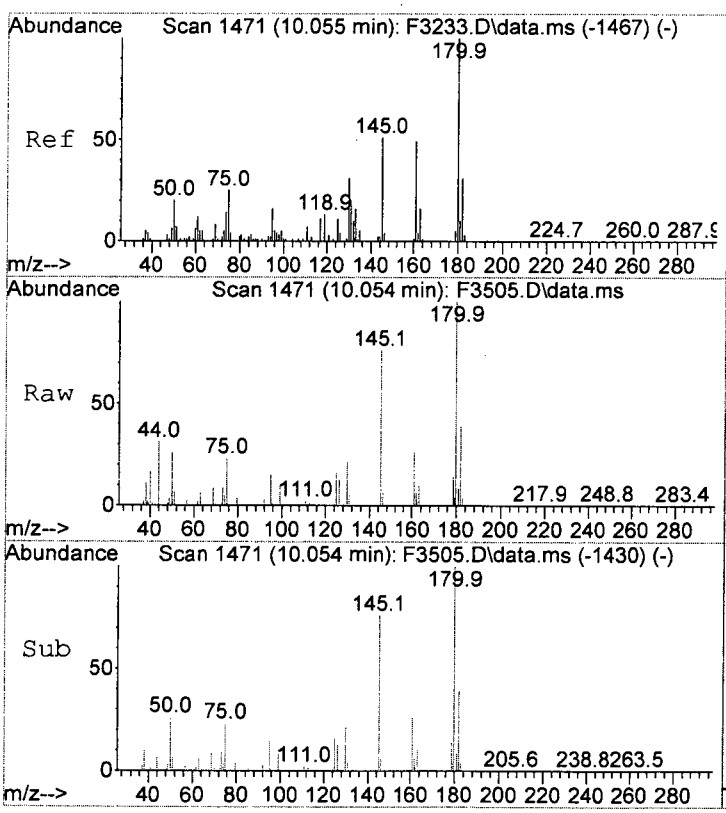

#79
4-Chlorobenzotrifluoride
Concen: 0.73 ug/L
RT: 10.054 min Scan# 1471
Delta R.T. -0.000 min
Lab File: F3505.D
Acq: 27 Oct 2015 2:04 pm

Tgt Ion:180 Resp: 6079

Ion	Ratio	Lower	Upper
180	100		
145	75.7	31.3	71.3#
161	26.4	29.2	69.2#

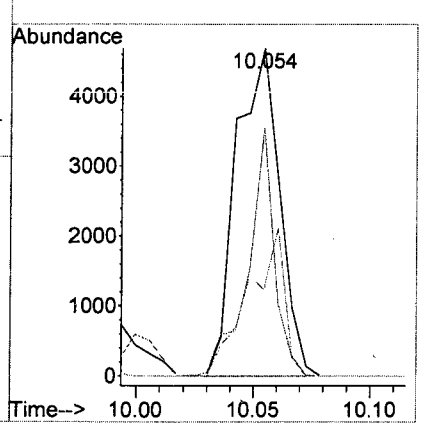

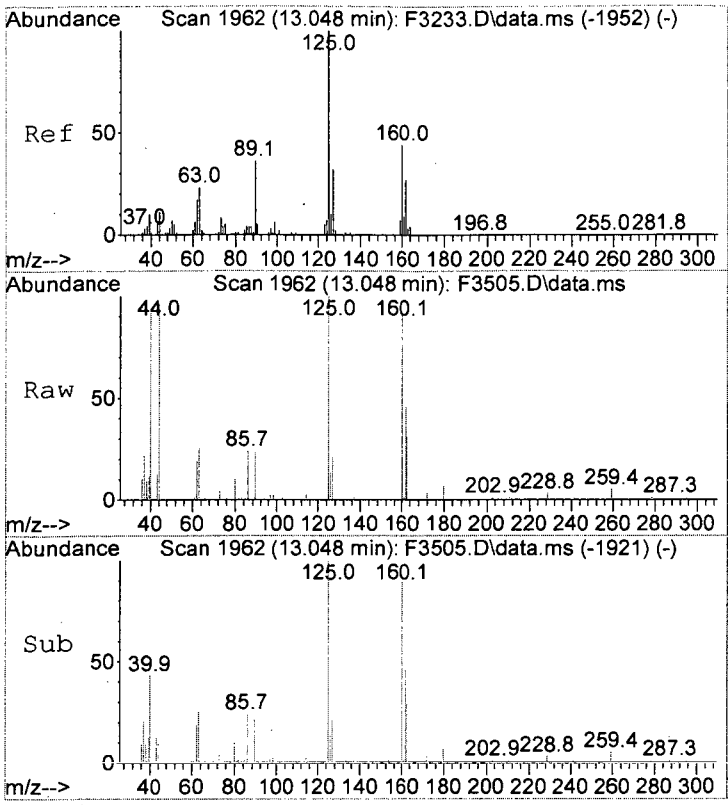

#111
Trielution Dichlorotoluene
Concen: 0.20 ug/L
RT: 13.048 min Scan# 1962
Delta R.T. -0.000 min
Lab File: F3505.D
Acq: 27 Oct 2015 2:04 pm

Tgt Ion:125 Resp: 2534

Ion	Ratio	Lower	Upper
125	100		
160	90.5	23.7	63.7#
89	22.8	15.6	55.6

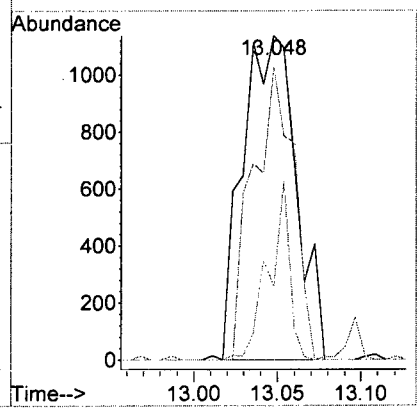

ALS Group USA, Corp. dba ALS Environmental

Analytical Report

Client:	CB&I	**Service Request:**	R1509047
Project:	Textron Wheatfield/Annual Groundwater	**Date Collected:**	NA
Sample Matrix:	Water	**Date Received:**	NA
		Date Analyzed:	10/23/15 11:39
Sample Name:	Lab Control Sample	**Units:**	µg/L
Lab Code:	RQ1513253-02	**Basis:**	NA

Volatile Organic Compounds by GC/MS

Analytical Method:	8260C	**Analysis Lot:**	468624
Prep Method:	EPA 5030C		
Data File Name:	I:\ACQUDATA\msvoa10\data\102315\F3383.D\	**Instrument Name:**	R-MS-10
		Dilution Factor:	1

CAS No.	Analyte Name	Result	Q	MRL	MDL	Note
74-87-3	Chloromethane	**17.7**		5.0	0.21	
75-01-4	Vinyl Chloride	**19.5**		5.0	0.32	
75-00-3	Chloroethane	**21.8**		5.0	0.24	
74-83-9	Bromomethane	**19.5**		5.0	0.29	
75-35-4	1,1-Dichloroethene	**21.8**		5.0	0.57	
67-64-1	Acetone	**18.9**		10	1.3	
75-15-0	Carbon Disulfide	**22.2**		10	0.22	
75-09-2	Methylene Chloride	**19.4**		5.0	0.60	
156-60-5	trans-1,2-Dichloroethene	**20.8**		5.0	0.33	
75-34-3	1,1-Dichloroethane	**21.8**		5.0	0.20	
156-59-2	cis-1,2-Dichloroethene	**20.4**		5.0	0.30	
78-93-3	2-Butanone (MEK)	**20.9**		10	0.81	
67-66-3	Chloroform	**20.0**		5.0	0.25	
71-55-6	1,1,1-Trichloroethane	**21.8**		5.0	0.36	
56-23-5	Carbon Tetrachloride	**21.9**		5.0	0.45	
71-43-2	Benzene	**20.4**		5.0	0.20	
107-06-2	1,2-Dichloroethane	**21.8**		5.0	0.36	
79-01-6	Trichloroethene	**19.9**		5.0	0.22	
78-87-5	1,2-Dichloropropane	**21.2**		5.0	0.20	
75-27-4	Bromodichloromethane	**22.1**		5.0	0.32	
10061-01-5	cis-1,3-Dichloropropene	**23.3**		5.0	0.24	
108-10-1	4-Methyl-2-pentanone (MIBK)	**20.6**		10	0.67	
108-88-3	Toluene	**20.9**		5.0	0.20	
10061-02-6	trans-1,3-Dichloropropene	**24.6**		5.0	0.20	
79-00-5	1,1,2-Trichloroethane	**20.0**		5.0	0.34	
127-18-4	Tetrachloroethene	**20.4**		5.0	0.30	
591-78-6	2-Hexanone	**18.8**		10	1.7	
124-48-1	Dibromochloromethane	**23.4**		5.0	0.31	
108-90-7	Chlorobenzene	**20.0**		5.0	0.29	
100-41-4	Ethylbenzene	**20.1**		5.0	0.20	
179601-23-1	m,p-Xylenes	**40.0**		5.0	0.33	
95-47-6	o-Xylene	**20.3**		5.0	0.20	
100-42-5	Styrene	**20.4**		5.0	0.20	
75-25-2	Bromoform	**22.8**		5.0	0.42	
79-34-5	1,1,2,2-Tetrachloroethane	**20.7**		5.0	0.25	

ALS Group USA, Corp. dba ALS Environmental

Analytical Report

Client:	CB&I	**Service Request:**	R1509047
Project:	Textron Wheatfield/Annual Groundwater	**Date Collected:**	NA
Sample Matrix:	Water	**Date Received:**	NA
		Date Analyzed:	10/23/15 11:39
Sample Name:	Lab Control Sample	**Units:**	µg/L
Lab Code:	RQ1513253-02	**Basis:**	NA

Volatile Organic Compounds by GC/MS

Analytical Method:	8260C	**Analysis Lot:**	468624
Prep Method:	EPA 5030C		
Data File Name:	I:\ACQUDATA\msvoa10\data\102315\F3383.D\	**Instrument Name:**	R-MS-10
		Dilution Factor:	1

CAS No.	Analyte Name	Result	Q	MRL	MDL	Note

Surrogate Name	%Rec	Control Limits	Date Analyzed	Q
4-Bromofluorobenzene	98	85-122	10/23/15 11:39	
Toluene-d8	103	87-121	10/23/15 11:39	
Dibromofluoromethane	102	89-119	10/23/15 11:39	

Data Path : I:\ACQUDATA\msvoa10\data\102315\
Data File : F3383.D
Acq On : 23 Oct 2015 11:39 am
Operator : F. Naegler
Sample : LCS Inst : MSVOA10
Misc :
ALS Vial : 2 Sample Multiplier: 1

Quant Time: Oct 23 12:02:42 2015
Quant Method : I:\ACQUDATA\MSVOA10\METHODS\W101915.M
Quant Title : MS#10 - 8260B WATERS 10mL Purge
QLast Update : Tue Oct 20 12:01:30 2015
Response via : Initial Calibration

FW 10/26/15

Compound	R.T.	QIon	Response	Conc	Units		Dev(Min)
Internal Standards							
1) Pentafluorobenzene	5.665	168	710532	50.00	ug/L		0.00
41) 1,4-Difluorobenzene	6.714	114	1028344	50.00	ug/L		0.00
70) d5-Chlorobenzene	9.957	117	914124	50.00	ug/L		0.00
90) 1,4-Dichlorobenzene-d4	11.987	152	487560	50.00	ug/L		0.00
System Monitoring Compounds							
43) surr4,Dibrflmethane	5.513	113	320567	50.82	ug/L		0.00
Spiked Amount 50.000	Range 89 - 119		Recovery = 101.64%				
46) surr1,1,2-dichloroetha...	6.031	65	451096	53.17	ug/L		0.00
Spiked Amount 50.000	Range 73 - 125		Recovery = 106.34%				
64) SURR3,Toluene-d8	8.488	98	1211917	51.72	ug/L		0.00
Spiked Amount 50.000	Range 87 - 121		Recovery = 103.44%				
69) SURR2,BFB	11.018	95	459844	49.15	ug/L		0.00
Spiked Amount 50.000	Range 85 - 122		Recovery = 98.30%				
Target Compounds							Qvalue
2) Dichlorodifluoromethane	1.160	85	203681	19.93	ug/L		97
3) Chloromethane	1.294	50	302778	17.69	ug/L		99
4) Vinyl Chloride	1.379	62	230826	19.45	ug/L		95
5) Bromomethane	1.617	94	104397	19.54	ug/L		99
6) Chloroethane	1.702	64	128782	21.81	ug/L		93
7) Freon 21	1.867	67	300364	21.92	ug/L		99
8) Trichlorofluoromethane	1.916	101	228184	22.40	ug/L		97
9) Diethyl Ether	2.166	59	173453	21.04	ug/L		97
10) Freon 123a	2.172	67	173044	20.40	ug/L		97
11) Freon 123	2.233	83	167760	19.08	ug/L		88
12) Acrolein	2.269	56	70496	28.68	ug/L		98
13) 1,1-Diclethene	2.361	96	123247	21.81	ug/L		97
14) Freon 113	2.373	101	123550	19.58	ug/L		84
15) Acetone	2.416	43	120975	18.88	ug/L		97
16) 2-Propanol	2.568	45	449974	406.67	ug/L		96
17) Iodomethane	2.501	142	129236	17.09	ug/L		98
18) Carbon Disulfide	2.562	76	367253	22.18	ug/L		98
19) Acetonitrile	2.684	40	148119m	94.45	ug/L		
20) Allyl Chloride	2.721	76	69109	21.36	ug/L		94
21) Methyl Acetate	2.751	43	243171	18.52	ug/L		99
22) Methylene Chloride	2.849	84	143460	19.42	ug/L		93
23) TBA	3.007	59	568106	420.55	ug/L		93
24) Acrylonitrile	3.129	53	616515	102.86	ug/L		96
25) Methyl-t-Butyl Ether	3.178	73	495515	21.48	ug/L		96
26) trans-1,2-Dichloroethene	3.166	96	132854	20.77	ug/L		95
27) 1,1-Diclethane	3.702	63	288484	21.78	ug/L		98
28) Vinyl Acetate	3.818	86	31634	21.78	ug/L	#	73
29) DIPE	3.854	45	769294	20.19	ug/L		98
30) 2-Chloro-1,3-Butadiene	3.836	53	339017	21.24	ug/L		96
31) ETBE	4.428	59	514861	20.84	ug/L		98
32) 2,2-Dichloropropane	4.610	77	171095	24.57	ug/L		94
33) cis-1,2-Dichloroethene	4.617	96	146733	20.40	ug/L		97
34) 2-Butanone	4.671	43	189805	20.86	ug/L		95
35) Propionitrile	4.769	54	243639	100.28	ug/L		95

Data Path : I:\ACQUDATA\msvoa10\data\102315\
Data File : F3383.D
Acq On : 23 Oct 2015 11:39 am
Operator : F. Naegler
Sample : LCS Inst : MSVOA10
Misc :
ALS Vial : 2 Sample Multiplier: 1

Quant Time: Oct 23 12:02:42 2015
Quant Method : I:\ACQUDATA\MSVOA10\METHODS\W101915.M
Quant Title : MS#10 - 8260B WATERS 10mL Purge
QLast Update : Tue Oct 20 12:01:30 2015
Response via : Initial Calibration

Compound	R.T.	QIon	Response	Conc	Units		Dev(Min)
36) Bromochloromethane	5.049	130	94497	19.58	ug/L	#	88
37) Methacrylonitrile	5.062	67	90171	20.49	ug/L		97
38) Tetrahydrofuran	5.141	42	123172	20.86	ug/L		92
39) Chloroform	5.238	83	238209	20.03	ug/L		98
40) 1,1,1-Trichloroethane	5.513	97	195893	21.76	ug/L		95
42) Cyclohexane	5.598	41	210530	19.27	ug/L		94
44) Carbontetrachloride	5.781	121	51200	21.90	ug/L		98
45) 1,1-Dichloropropene	5.799	75	188791	21.04	ug/L		99
47) Benzene	6.104	78	559295	20.40	ug/L		95
48) 1,2-Dichloroethane	6.147	62	253368	21.76	ug/L		97
49) Iso-Butyl Alcohol	6.147	43	332976	442.86	ug/L		100
50) TAME	6.342	73	405625	20.49	ug/L		96
51) n-Heptane	6.586	43	332956	22.75	ug/L		96
52) 1-Butanol	7.073	56	428568	1181.39	ug/L		98
53) Trichloroethene	7.031	130	140558	19.94	ug/L		97
54) Methylcyclohexane	7.262	55	247764	20.20	ug/L		97
55) 1,2-Diclpropane	7.305	63	171052	21.17	ug/L		99
56) Dibromomethane	7.445	93	95365	21.67	ug/L		86
57) 1,4-Dioxane	7.500	88	63287	361.10	ug/L		88
58) Methyl Methacrylate	7.531	69	135874	21.41	ug/L		90
59) Bromodichloromethane	7.671	83	177992	22.06	ug/L		97
60) 2-Nitropropane	7.945	41	77920	45.74	ug/L		94
61) 2-Chloroethylvinyl Ether	8.067	63	133332	21.05	ug/L		91
62) cis-1,3-Dichloropropene	8.201	75	227176	23.33	ug/L		97
63) 4-Methyl-2-pentanone	8.402	43	353868	20.64	ug/L		96
65) Toluene	8.561	91	589269	20.93	ug/L		100
66) trans-1,3-Dichloropropene	8.829	75	194826	24.62	ug/L		94
67) Ethyl Methacrylate	8.963	69	232113	24.08	ug/L		96
68) 1,1,2-Trichloroethane	9.012	97	132083	20.03	ug/L		96
71) Tetrachloroethene	9.146	164	115284	20.40	ug/L		96
72) 2-Hexanone	9.299	43	244515	18.82	ug/L		99
73) 1,3-Dichloropropane	9.177	76	239405	20.95	ug/L		94
74) Dibromochloromethane	9.402	129	141695	23.42	ug/L		98
75) N-Butyl Acetate	9.451	43	432608	19.74	ug/L		96
76) 1,2-Dibromoethane	9.494	107	142180	22.28	ug/L		93
77) 3-Chlorobenzotrifluoride	10.000	180	174756	15.93	ug/L		97
78) Chlorobenzene	9.981	112	385327	20.00	ug/L		98
79) 4-Chlorobenzotrifluoride	10.054	180	166399	17.83	ug/L		97
80) 1,1,1,2-Tetrachloroethane	10.067	131	130970	21.73	ug/L		96
81) Ethylbenzene	10.097	106	195565	20.08	ug/L	#	85
82) (m+p)Xylene	10.213	106	498528	40.04	ug/L		90
83) o-Xylene	10.567	106	250422	20.28	ug/L		98
84) Styrene	10.579	104	434019	20.41	ug/L		98
85) Bromoform	10.731	173	98365	22.83	ug/L		95
86) 2-Chlorobenzotrifluoride	10.810	180	173343	15.94	ug/L		98
87) Isopropylbenzene	10.896	105	648896	20.13	ug/L		100
88) Cyclohexanone	10.957	55	956819	453.17	ug/L		96
89) trans-1,4-Dichloro-2-B...	11.201	53	79412	22.58	ug/L		93
91) 1,1,2,2-Tetrachloroethane	11.152	83	203959	20.68	ug/L		91
92) Bromobenzene	11.140	156	172451	21.09	ug/L		97
93) 1,2,3-Trichloropropane	11.182	110	63614	19.89	ug/L		92

Data Path : I:\ACQUDATA\msvoa10\data\102315\
Data File : F3383.D
Acq On : 23 Oct 2015 11:39 am
Operator : F. Naegler
Sample : LCS Inst : MSVOA10
Misc :
ALS Vial : 2 Sample Multiplier: 1

Quant Time: Oct 23 12:02:42 2015
Quant Method : I:\ACQUDATA\MSVOA10\METHODS\W101915.M
Quant Title : MS#10 - 8260B WATERS 10mL Purge
QLast Update : Tue Oct 20 12:01:30 2015
Response via : Initial Calibration

	Compound	R.T.	QIon	Response	Conc Units	Dev(Min)
94)	n-Propylbenzene	11.249	91	775555	21.26 ug/L	97
95)	2-Chlorotoluene	11.310	91	452732	21.43 ug/L	97
96)	3-Chlorotoluene	11.365	91	393433	17.68 ug/L	97
97)	4-Chlorotoluene	11.402	91	544119	21.64 ug/L	91
98)	1,3,5-Trimethylbenzene	11.402	105	553537	21.71 ug/L	98
99)	tert-Butylbenzene	11.670	119	484157	20.84 ug/L	100
100)	1,2,4-Trimethylbenzene	11.713	105	561456	21.29 ug/L	98
101)	3,4-Dichlorobenzotrifl...	11.774	214	142498	17.62 ug/L	91
102)	sec-Butylbenzene	11.853	105	674603	20.26 ug/L	98
103)	p-Isopropyltoluene	11.975	119	621200	22.95 ug/L	98
104)	1,3-Dclbenz	11.932	146	313546	20.24 ug/L	97
105)	1,4-Dclbenz	12.005	146	319458	20.32 ug/L	96
106)	2,4-Dichlorobenzotrifl...	12.060	214	126134	17.32 ug/L	98
107)	2,5-Dichlorobenzotrifl...	12.103	214	140416	16.84 ug/L	98
108)	n-Butylbenzene	12.304	91	568853	22.57 ug/L	99
109)	1,2-Dclbenz	12.310	146	319167	20.79 ug/L	97
110)	1,2-Dibromo-3-chloropr...	12.926	157	43871	21.03 ug/L	88
111)	Trielution Dichlorotol...	13.048	125	774176	54.80 ug/L	99
112)	1,3,5-Trichlorobenzene	13.103	180	216253	17.48 ug/L	96
113)	Coelution Dichlorotoluene	13.377	125	585168	37.00 ug/L	98
114)	1,2,4-Tcbenzene	13.584	180	260224	22.00 ug/L	92
115)	Hexachlorobt	13.718	225	111894	21.53 ug/L	95
116)	Naphthalen	13.773	128	781130	22.02 ug/L	99
117)	1,2,3-Tclbenzene	13.962	180	256624	21.10 ug/L	97
118)	2,4,5-Trichlorotoluene	14.547	159	172421	18.77 ug/L	95
119)	2,3,6-Trichlorotoluene	14.633	159	163752	19.60 ug/L	97

(#) = qualifier out of range (m) = manual integration (+) = signals summed

Data Path : I:\ACQUDATA\msvoa10\data\102315\
Data File : F3383.D
Acq On : 23 Oct 2015 11:39 am
Operator : F. Naegler
Sample : LCS Inst : MSVOA10
Misc :
ALS Vial : 2 Sample Multiplier: 1

Quant Time: Oct 23 11:54:15 2015
Quant Method : I:\ACQUDATA\MSVOA10\METHODS\W101915.M
Quant Title : MS#10 - 8260B WATERS 10mL Purge
QLast Update : Tue Oct 20 12:01:30 2015
Response via : Initial Calibration

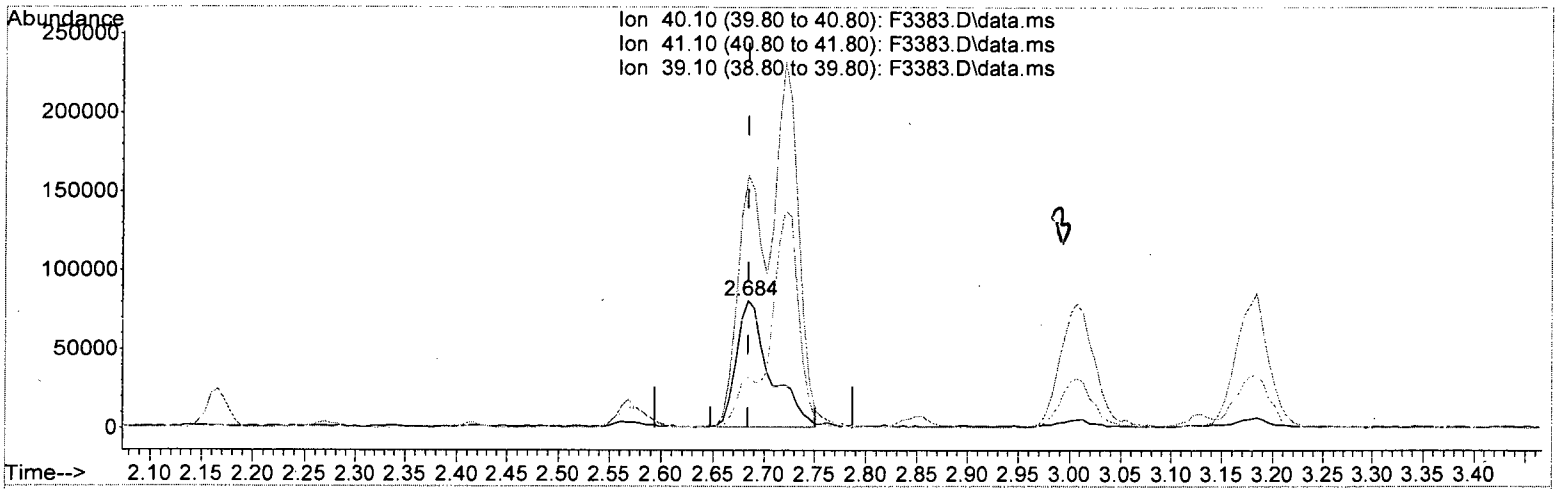

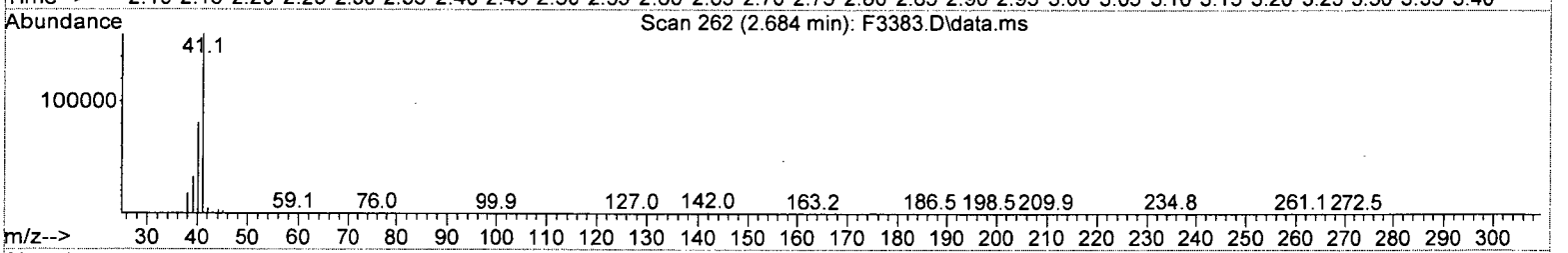

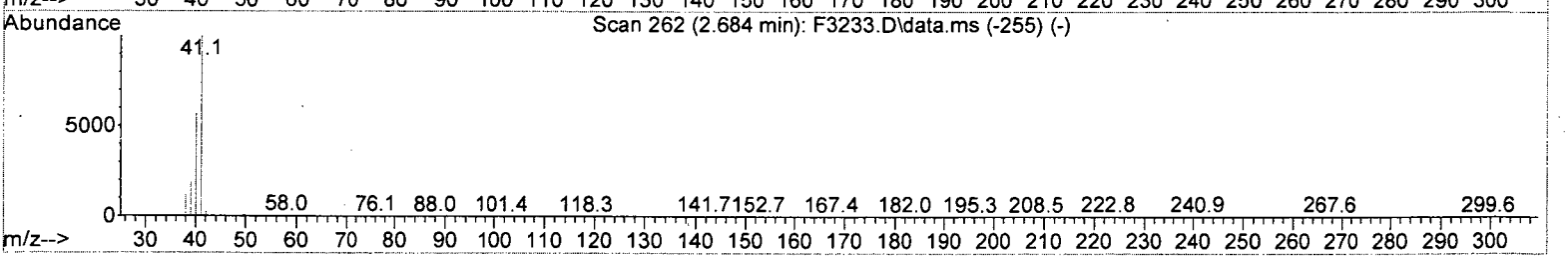

TIC: F3383.D\data.ms

(19) Acetonitrile

2.684min (-0.000) 117.92 ug/L

response 184917

Ion	Exp%	Act%
40.10	100	100
41.10	176.40	197.80#
39.10	34.00	40.07
0.00	0.00	0.00

Data Path : I:\ACQUDATA\msvoa10\data\102315\
Data File : F3383.D
Acq On : 23 Oct 2015 11:39 am
Operator : F. Naegler
Sample : LCS Inst : MSVOA10
Misc :
ALS Vial : 2 Sample Multiplier: 1

Quant Time: Oct 23 11:54:15 2015
Quant Method : I:\ACQUDATA\MSVOA10\METHODS\W101915.M
Quant Title : MS#10 - 8260B WATERS 10mL Purge
QLast Update : Tue Oct 20 12:01:30 2015
Response via : Initial Calibration

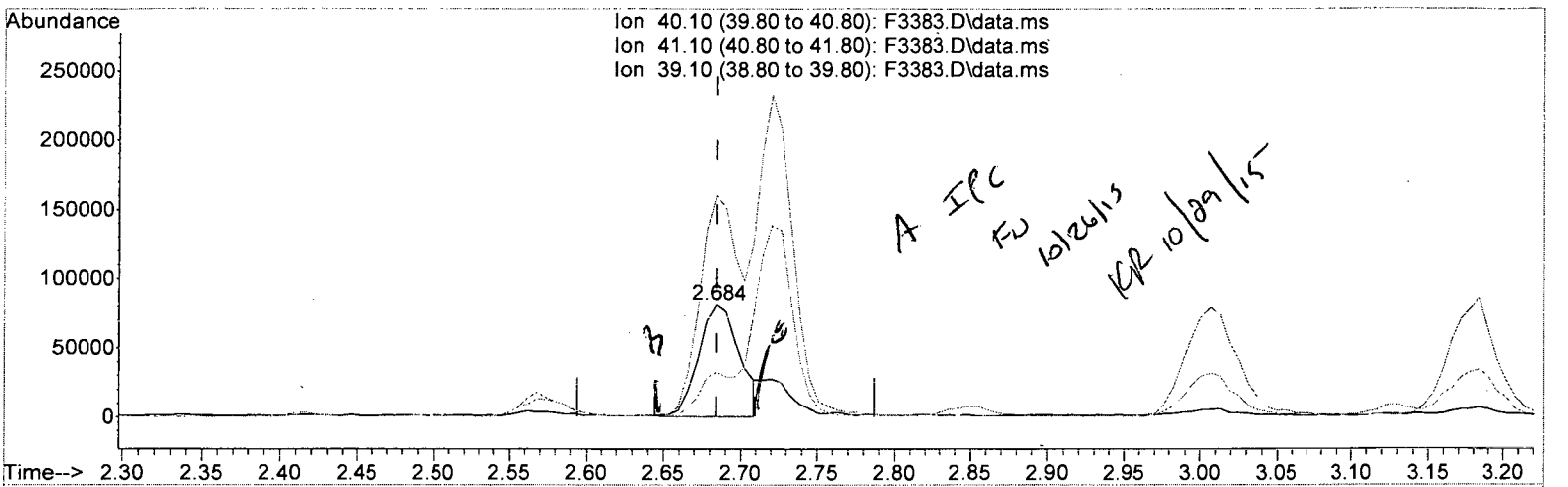

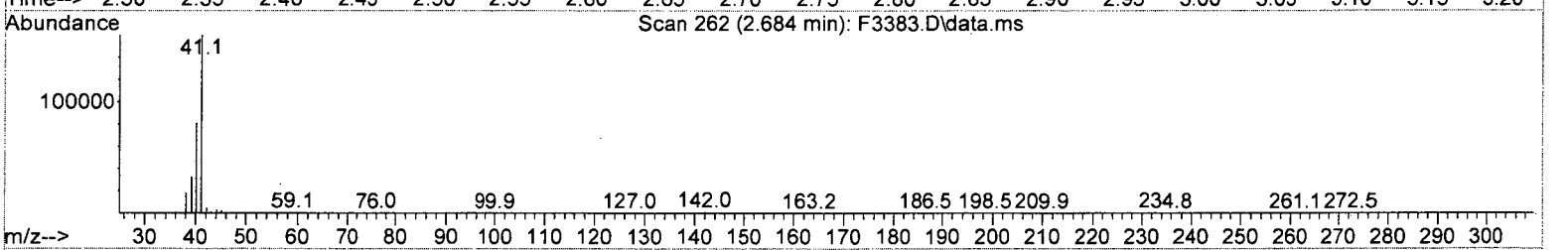

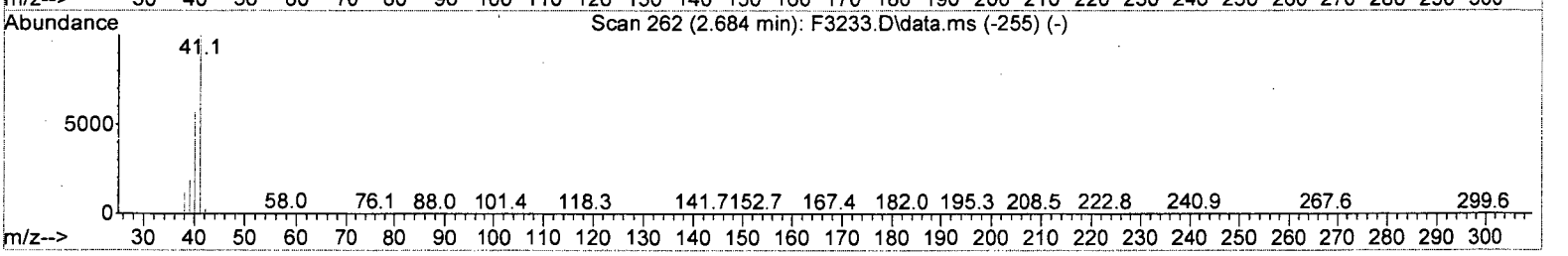

TIC: F3383.D\data.ms

(19) Acetonitrile

2.684min (-0.000) 94.45 ug/L m

response 148119

Ion	Exp%	Act%
40.10	100	100
41.10	176.40	197.80#
39.10	34.00	40.07
0.00	0.00	0.00

Quantitation Report (QT Reviewed)

Data Path : I:\ACQUDATA\msvoa10\data\102315\
Data File : F3383.D
Acq On : 23 Oct 2015 11:39 am
Operator : F. Naegler
Sample : LCS Inst : MSVOA10
Misc :
ALS Vial : 2 Sample Multiplier: 1

Quant Time: Oct 23 12:02:42 2015
Quant Method : I:\ACQUDATA\MSVOA10\METHODS\W101915.M
Quant Title : MS#10 - 8260B WATERS 10mL Purge
QLast Update : Tue Oct 20 12:01:30 2015
Response via : Initial Calibration

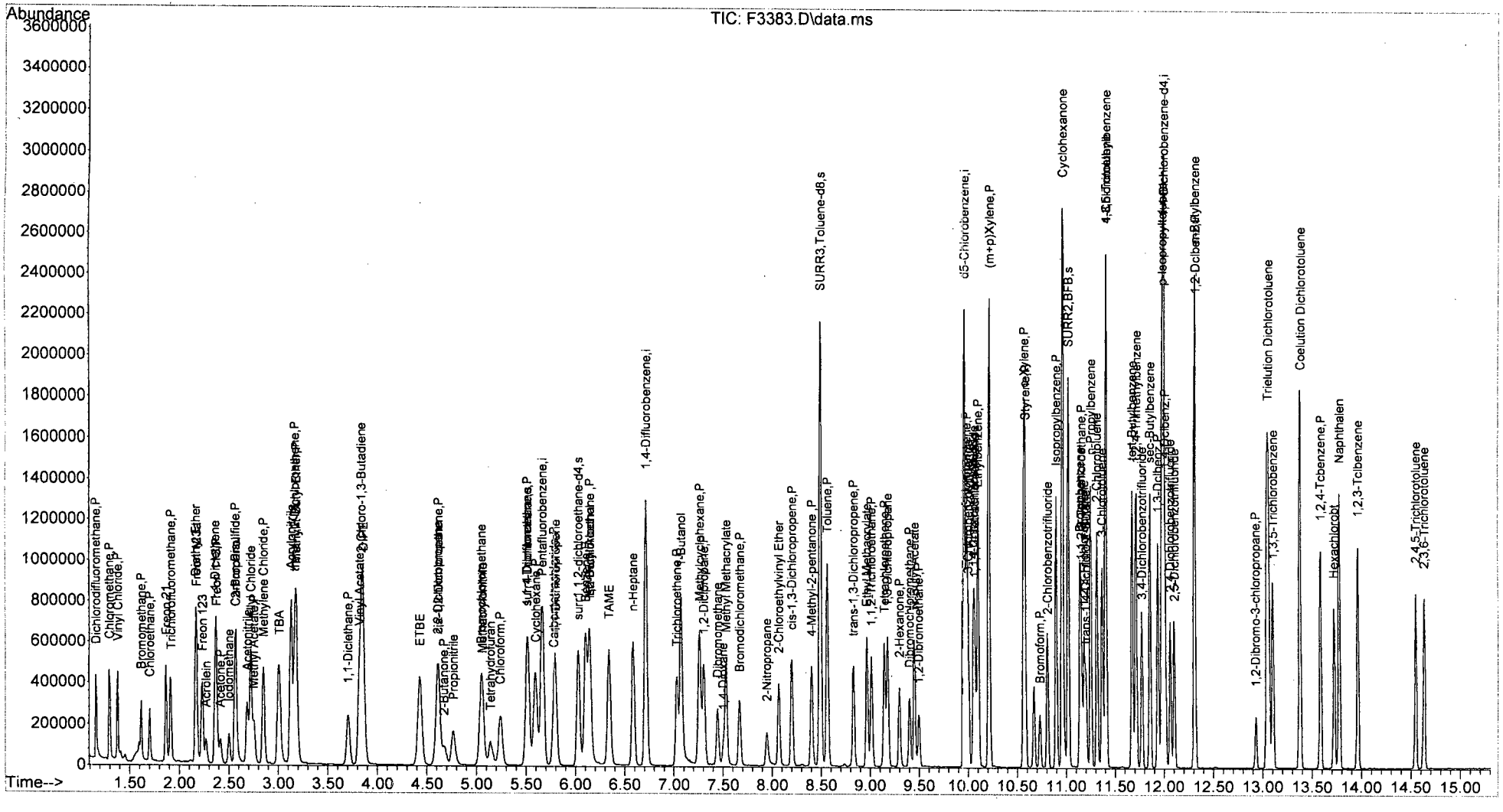

Client:	CB&I	**Service Request:**	R1509047
Project:	Textron Wheatfield/Annual Groundwater	**Date Collected:**	NA
Sample Matrix:	Water	**Date Received:**	NA
		Date Analyzed:	10/26/15 11:56
Sample Name:	Lab Control Sample	**Units:**	µg/L
Lab Code:	RQ1513317-02	**Basis:**	NA

Volatile Organic Compounds by GC/MS

Analytical Method:	8260C	**Analysis Lot:**	468926
Prep Method:	EPA 5030C		
Data File Name:	I:\ACQUDATA\msvoa10\data\102615\F3444.D\	**Instrument Name:**	R-MS-10
		Dilution Factor:	1

CAS No.	Analyte Name	Result	Q	MRL	MDL	Note
74-87-3	Chloromethane	**14.8**		5.0	0.21	
75-01-4	Vinyl Chloride	**16.4**		5.0	0.32	
75-00-3	Chloroethane	**19.8**		5.0	0.24	
74-83-9	Bromomethane	**15.7**		5.0	0.29	
75-35-4	1,1-Dichloroethene	**17.7**		5.0	0.57	
67-64-1	Acetone	**17.1**		10	1.3	
75-15-0	Carbon Disulfide	**19.3**		10	0.22	
75-09-2	Methylene Chloride	**16.4**		5.0	0.60	
156-60-5	trans-1,2-Dichloroethene	**17.5**		5.0	0.33	
75-34-3	1,1-Dichloroethane	**18.4**		5.0	0.20	
156-59-2	cis-1,2-Dichloroethene	**18.0**		5.0	0.30	
78-93-3	2-Butanone (MEK)	**17.9**		10	0.81	
67-66-3	Chloroform	**17.8**		5.0	0.25	
71-55-6	1,1,1-Trichloroethane	**17.4**		5.0	0.36	
56-23-5	Carbon Tetrachloride	**16.4**		5.0	0.45	
71-43-2	Benzene	**17.1**		5.0	0.20	
107-06-2	1,2-Dichloroethane	**19.3**		5.0	0.36	
79-01-6	Trichloroethene	**17.0**		5.0	0.22	
78-87-5	1,2-Dichloropropane	**18.6**		5.0	0.20	
75-27-4	Bromodichloromethane	**19.5**		5.0	0.32	
10061-01-5	cis-1,3-Dichloropropene	**19.4**		5.0	0.24	
108-10-1	4-Methyl-2-pentanone (MIBK)	**17.4**		10	0.67	
108-88-3	Toluene	**16.9**		5.0	0.20	
10061-02-6	trans-1,3-Dichloropropene	**21.3**		5.0	0.20	
79-00-5	1,1,2-Trichloroethane	**18.6**		5.0	0.34	
127-18-4	Tetrachloroethene	**15.8**		5.0	0.30	
591-78-6	2-Hexanone	**16.3**		10	1.7	
124-48-1	Dibromochloromethane	**20.0**		5.0	0.31	
108-90-7	Chlorobenzene	**16.5**		5.0	0.29	
100-41-4	Ethylbenzene	**16.5**		5.0	0.20	
179601-23-1	m,p-Xylenes	**31.6**		5.0	0.33	
95-47-6	o-Xylene	**16.4**		5.0	0.20	
100-42-5	Styrene	**17.3**		5.0	0.20	
75-25-2	Bromoform	**19.9**		5.0	0.42	
79-34-5	1,1,2,2-Tetrachloroethane	**18.1**		5.0	0.25	

ALS Group USA, Corp. dba ALS Environmental

Analytical Report

Client:	CB&I	**Service Request:**	R1509047
Project:	Textron Wheatfield/Annual Groundwater	**Date Collected:**	NA
Sample Matrix:	Water	**Date Received:**	NA
		Date Analyzed:	10/26/15 11:56
Sample Name:	Lab Control Sample	**Units:**	µg/L
Lab Code:	RQ1513317-02	**Basis:**	NA

Volatile Organic Compounds by GC/MS

Analytical Method:	8260C	**Analysis Lot:**	468926
Prep Method:	EPA 5030C		
Data File Name:	I:\ACQUDATA\msvoa10\data\102615\F3444.D\	**Instrument Name:**	R-MS-10
		Dilution Factor:	1

CAS No.	Analyte Name	Result	Q	MRL	MDL	Note

Surrogate Name	%Rec	Control Limits	Date Analyzed	Q
4-Bromofluorobenzene	103	85-122	10/26/15 11:56	
Toluene-d8	103	87-121	10/26/15 11:56	
Dibromofluoromethane	101	89-119	10/26/15 11:56	

Data Path : I:\ACQUDATA\MSVOA10\DATA\102615\
Data File : F3444.D
Acq On : 26 Oct 2015 11:56 am
Operator : F. Naegler
Sample : LCS Inst : MSVOA10
Misc :
ALS Vial : 2 Sample Multiplier: 1

Quant Time: Oct 26 12:10:47 2015
Quant Method : I:\ACQUDATA\MSVOA10\METHODS\W101915.M
Quant Title : MS#10 - 8260B WATERS 10mL Purge
QLast Update : Tue Oct 20 12:01:30 2015
Response via : Initial Calibration

FJ 12/25/15

Compound	R.T.	QIon	Response	Conc	Units		Dev(Min)
Internal Standards							
1) Pentafluorobenzene	5.665	168	711697	50.00	ug/L		0.00
41) 1,4-Difluorobenzene	6.714	114	1044418	50.00	ug/L		0.00
70) d5-Chlorobenzene	9.957	117	949472	50.00	ug/L		0.00
90) 1,4-Dichlorobenzene-d4	11.987	152	517400	50.00	ug/L		0.00
System Monitoring Compounds							
43) surr4,Dibrflmethane	5.519	113	322203	50.29	ug/L		0.00
Spiked Amount 50.000	Range 89 - 119		Recovery = 100.58%				
46) surr1,1,2-dichloroetha...	6.031	65	447602	51.94	ug/L		0.00
Spiked Amount 50.000	Range 73 - 125		Recovery = 103.88%				
64) SURR3,Toluene-d8	8.488	98	1221377	51.33	ug/L		0.00
Spiked Amount 50.000	Range 87 - 121		Recovery = 102.66%				
69) SURR2,BFB	11.018	95	488907	51.45	ug/L		0.00
Spiked Amount 50.000	Range 85 - 122		Recovery = 102.90%				
Target Compounds							Qvalue
2) Dichlorodifluoromethane	1.160	85	165853	16.20	ug/L		97
3) Chloromethane	1.294	50	253793	14.80	ug/L		98
4) Vinyl Chloride	1.379	62	194897	16.40	ug/L		97
5) Bromomethane	1.617	94	85407	15.70	ug/L		91
6) Chloroethane	1.702	64	117010	19.78	ug/L		92
7) Freon 21	1.861	67	301341	21.95	ug/L		100
8) Trichlorofluoromethane	1.910	101	185861	18.22	ug/L		93
9) Diethyl Ether	2.166	59	162651	19.69	ug/L		95
10) Freon 123a	2.172	67	181965	21.42	ug/L		99
11) Freon 123	2.227	83	173543	19.71	ug/L		98
12) Acrolein	2.269	56	58908	23.93	ug/L		86
13) 1,1-Diclethene	2.361	96	100015	17.67	ug/L		96
14) Freon 113	2.373	101	93384	14.78	ug/L		95
15) Acetone	2.416	43	109575	17.08	ug/L		93
16) 2-Propanol	2.568	45	359027	329.65	ug/L		98
17) Iodomethane	2.501	142	106236	14.72	ug/L		98
18) Carbon Disulfide	2.562	76	320193	19.31	ug/L		100
19) Acetonitrile	2.684	40	145506	92.63	ug/L		97
20) Allyl Chloride	2.721	76	56642	17.48	ug/L	#	86
21) Methyl Acetate	2.751	43	225838	17.17	ug/L		98
22) Methylene Chloride	2.849	84	121470	16.42	ug/L		93
23) TBA	3.007	59	455464	342.87	ug/L		97
24) Acrylonitrile	3.129	53	551411	91.84	ug/L		98
25) Methyl-t-Butyl Ether	3.178	73	440802	19.08	ug/L		97
26) trans-1,2-Dichloroethene	3.166	96	112115	17.50	ug/L		93
27) 1,1-Diclethane	3.708	63	243807	18.38	ug/L		91
28) Vinyl Acetate	3.812	86	29296	20.21	ug/L	#	79
29) DIPE	3.855	45	726180	19.03	ug/L		98
30) 2-Chloro-1,3-Butadiene	3.842	53	286490	17.92	ug/L		95
31) ETBE	4.428	59	486120	19.65	ug/L		98
32) 2,2-Dichloropropane	4.598	77	137144	19.67	ug/L		94
33) cis-1,2-Dichloroethene	4.623	96	129792	18.02	ug/L		95
34) 2-Butanone	4.678	43	162758	17.86	ug/L		94
35) Propionitrile	4.769	54	220335	90.54	ug/L		98

Data Path : I:\ACQUDATA\MSVOA10\DATA\102615\
Data File : F3444.D
Acq On : 26 Oct 2015 11:56 am
Operator : F. Naegler
Sample : LCS Inst : MSVOA10
Misc :
ALS Vial : 2 Sample Multiplier: 1

Quant Time: Oct 26 12:10:47 2015
Quant Method : I:\ACQUDATA\MSVOA10\METHODS\W101915.M
Quant Title : MS#10 - 8260B WATERS 10mL Purge
QLast Update : Tue Oct 20 12:01:30 2015
Response via : Initial Calibration

Compound	R.T.	QIon	Response	Conc	Units	Dev(Min)
36) Bromochloromethane	5.043	130	85742	17.73	ug/L	94
37) Methacrylonitrile	5.056	67	80012	18.15	ug/L	95
38) Tetrahydrofuran	5.141	42	109876	18.58	ug/L	94
39) Chloroform	5.238	83	212434	17.83	ug/L	97
40) 1,1,1-Trichloroethane	5.519	97	156828	17.39	ug/L	99
42) Cyclohexane	5.592	41	213495	19.24	ug/L	93
44) Carbontetrachloride	5.787	121	38842	16.36	ug/L	90
45) 1,1-Dichloropropene	5.799	75	155859	17.10	ug/L	99
47) Benzene	6.104	78	475218	17.07	ug/L	92
48) 1,2-Dichloroethane	6.141	62	227609	19.25	ug/L	95
49) Iso-Butyl Alcohol	6.141	43	264244	355.67	ug/L	98
50) TAME	6.342	73	378476	18.83	ug/L	97
51) n-Heptane	6.586	43	256148	17.24	ug/L	98
52) 1-Butanol	7.073	56	329706	927.38	ug/L	100
53) Trichloroethene	7.031	130	121996	17.04	ug/L	94
54) Methylcyclohexane	7.262	55	252721	20.29	ug/L	93
55) 1,2-Diclpropane	7.305	63	152696	18.61	ug/L	95
56) Dibromomethane	7.445	93	85980	19.24	ug/L	92
57) 1,4-Dioxane	7.506	88	56676	318.40	ug/L	95
58) Methyl Methacrylate	7.531	69	112085	17.39	ug/L	98
59) Bromodichloromethane	7.671	83	159724	19.49	ug/L	95
60) 2-Nitropropane	7.939	41	75576	43.85	ug/L	99
61) 2-Chloroethylvinyl Ether	8.067	63	115645	17.97	ug/L	98
62) cis-1,3-Dichloropropene	8.201	75	192331	19.44	ug/L	95
63) 4-Methyl-2-pentanone	8.402	43	303577	17.43	ug/L	95
65) Toluene	8.561	91	483086	16.89	ug/L	98
66) trans-1,3-Dichloropropene	8.829	75	169962	21.32	ug/L	97
67) Ethyl Methacrylate	8.963	69	206544	21.26	ug/L	97
68) 1,1,2-Trichloroethane	9.012	97	124606	18.61	ug/L	99
71) Tetrachloroethene	9.140	164	92734	15.80	ug/L	97
72) 2-Hexanone	9.299	43	219838	16.29	ug/L	100
73) 1,3-Dichloropropane	9.177	76	225637	19.01	ug/L	96
74) Dibromochloromethane	9.402	129	124912	20.00	ug/L	98
75) N-Butyl Acetate	9.451	43	408944	18.02	ug/L	99
76) 1,2-Dibromoethane	9.494	107	132847	20.05	ug/L	96
77) 3-Chlorobenzotrifluoride	10.000	180	228671	20.07	ug/L	99
78) Chlorobenzene	9.981	112	330050	16.49	ug/L	97
79) 4-Chlorobenzotrifluoride	10.055	180	208893	21.55	ug/L	99
80) 1,1,1,2-Tetrachloroethane	10.067	131	114845	18.43	ug/L	98
81) Ethylbenzene	10.097	106	166936	16.51	ug/L	97
82) (m+p)Xylene	10.213	106	408872	31.62	ug/L	93
83) o-Xylene	10.567	106	210158	16.38	ug/L	96
84) Styrene	10.579	104	381898	17.29	ug/L	98
85) Bromoform	10.731	173	88197	19.89	ug/L	93
86) 2-Chlorobenzotrifluoride	10.810	180	216898	19.21	ug/L	96
87) Isopropylbenzene	10.896	105	522645	15.61	ug/L	95
88) Cyclohexanone	10.957	55	868605	396.08	ug/L	99
89) trans-1,4-Dichloro-2-B...	11.201	53	69603	19.19	ug/L	94
91) 1,1,2,2-Tetrachloroethane	11.152	83	189281	18.09	ug/L	92
92) Bromobenzene	11.140	156	149772	17.26	ug/L	99
93) 1,2,3-Trichloropropane	11.182	110	57499	16.94	ug/L	93

Data Path : I:\ACQUDATA\MSVOA10\DATA\102615\
Data File : F3444.D
Acq On : 26 Oct 2015 11:56 am
Operator : F. Naegler
Sample : LCS Inst : MSVOA10
Misc :
ALS Vial : 2 Sample Multiplier: 1

Quant Time: Oct 26 12:10:47 2015
Quant Method : I:\ACQUDATA\MSVOA10\METHODS\W101915.M
Quant Title : MS#10 - 8260B WATERS 10mL Purge
QLast Update : Tue Oct 20 12:01:30 2015
Response via : Initial Calibration

	Compound	R.T.	QIon	Response	Conc	Units	Dev(Min)
94)	n-Propylbenzene	11.249	91	631475	16.31	ug/L	99
95)	2-Chlorotoluene	11.310	91	386104	17.22	ug/L	98
96)	3-Chlorotoluene	11.365	91	491521	20.82	ug/L	98
97)	4-Chlorotoluene	11.402	91	457157	17.13	ug/L	92
98)	1,3,5-Trimethylbenzene	11.402	105	453159	16.75	ug/L	100
99)	tert-Butylbenzene	11.670	119	372398	15.11	ug/L	97
100)	1,2,4-Trimethylbenzene	11.707	105	469668	16.78	ug/L	100
101)	3,4-Dichlorobenzotrifl...	11.768	214	183254	21.35	ug/L	93
102)	sec-Butylbenzene	11.853	105	536990	15.20	ug/L	98
103)	p-Isopropyltoluene	11.975	119	494010	17.20	ug/L	99
104)	1,3-Dclbenz	11.932	146	275703	16.77	ug/L	98
105)	1,4-Dclbenz	12.005	146	286385	17.17	ug/L	98
106)	2,4-Dichlorobenzotrifl...	12.060	214	162518	21.03	ug/L	96
107)	2,5-Dichlorobenzotrifl...	12.097	214	186593	21.09	ug/L	97
108)	n-Butylbenzene	12.304	91	452331	16.91	ug/L	98
109)	1,2-Dclbenz	12.310	146	283141	17.38	ug/L	97
110)	1,2-Dibromo-3-chloropr...	12.926	157	40330	18.45	ug/L	88
111)	Trielution Dichlorotol...	13.048	125	989166	65.98	ug/L	98
112)	1,3,5-Trichlorobenzene	13.103	180	277522	21.14	ug/L	97
113)	Coelution Dichlorotoluene	13.371	125	725821	43.24	ug/L	95
114)	1,2,4-Tcbenzene	13.578	180	224935	17.92	ug/L	99
115)	Hexachlorobt	13.718	225	89512	16.23	ug/L	97
116)	Naphthalen	13.773	128	692484	18.39	ug/L	98
117)	1,2,3-Tclbenzene	13.962	180	222189	17.22	ug/L	98
118)	2,4,5-Trichlorotoluene	14.541	159	211919	21.74	ug/L	97
119)	2,3,6-Trichlorotoluene	14.633	159	193271	21.80	ug/L	99

(#) = qualifier out of range (m) = manual integration (+) = signals summed

Quantitation Report (Not Reviewed)

Data Path : I:\ACQUDATA\MSVOA10\DATA\102615\
Data File : F3444.D
Acq On : 26 Oct 2015 11:56 am
Operator : F. Naegler
Sample : LCS Inst : MSVOA10
Misc :
ALS Vial : 2 Sample Multiplier: 1

Quant Time: Oct 26 12:10:47 2015
Quant Method : I:\ACQUDATA\MSVOA10\METHODS\W101915.M
Quant Title : MS#10 - 8260B WATERS 10mL Purge
QLast Update : Tue Oct 20 12:01:30 2015
Response via : Initial Calibration

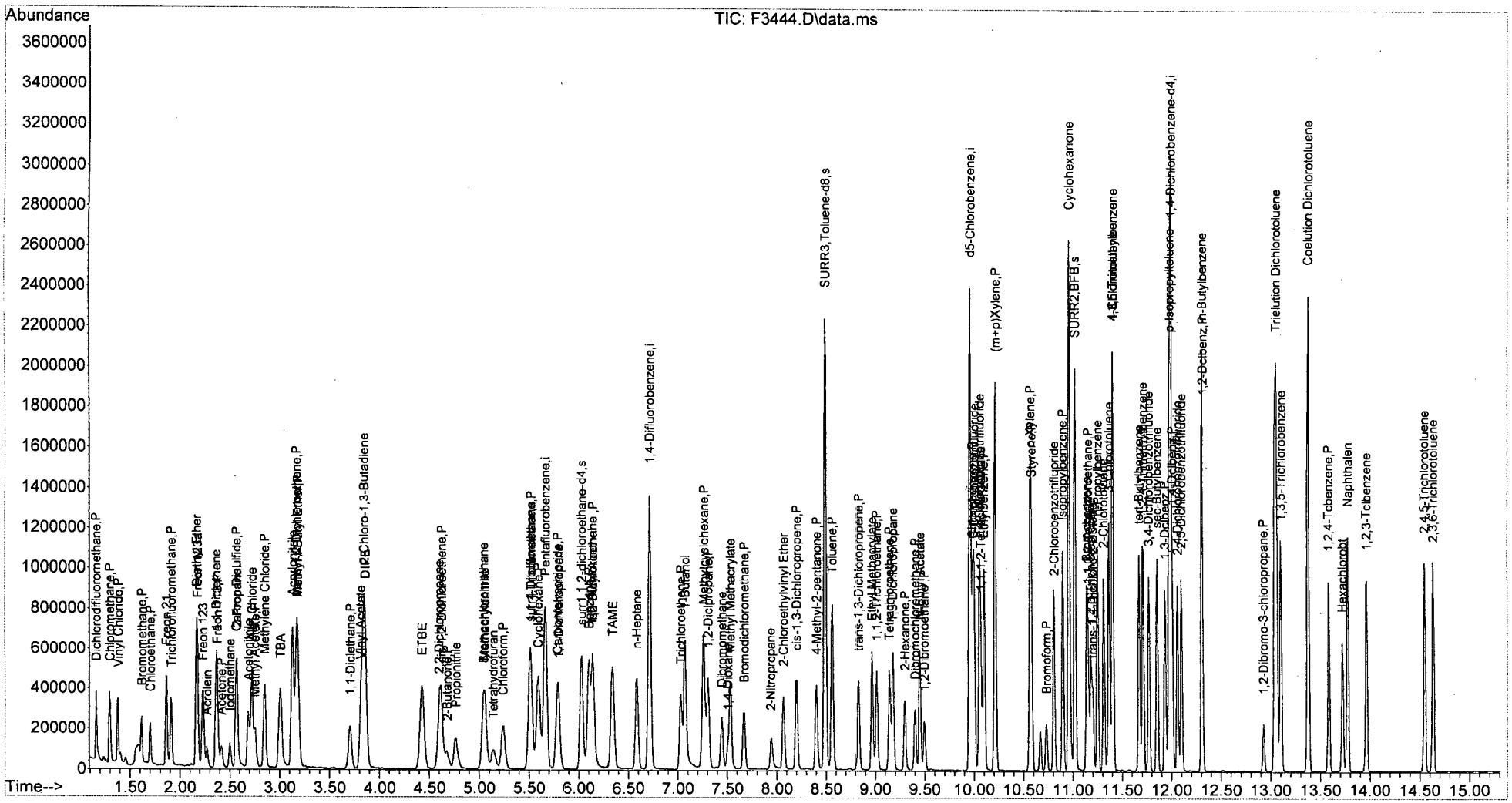

Client:	CB&I	**Service Request:**	R1509047
Project:	Textron Wheatfield/Annual Groundwater	**Date Collected:**	NA
Sample Matrix:	Water	**Date Received:**	NA
		Date Analyzed:	10/27/15 13:10
Sample Name:	Lab Control Sample	**Units:**	µg/L
Lab Code:	RQ1513194-02	**Basis:**	NA

Volatile Organic Compounds by GC/MS

Analytical Method:	8260C	**Analysis Lot:**	469155
Data File Name:	I:\ACQUDATA\msvoa10\data\102715\F3503.D\	**Instrument Name:**	R-MS-10
		Dilution Factor:	1

CAS No.	Analyte Name	Result	Q	MRL	MDL	Note
74-87-3	Chloromethane	**17.2**		1.0	0.21	
75-01-4	Vinyl Chloride	**19.1**		1.0	0.32	
75-00-3	Chloroethane	**21.2**		1.0	0.24	
74-83-9	Bromomethane	**17.2**		1.0	0.29	
75-35-4	1,1-Dichloroethene	**21.3**		1.0	0.57	
67-64-1	Acetone	**20.2**		5.0	1.3	
75-15-0	Carbon Disulfide	**20.9**		1.0	0.22	
75-09-2	Methylene Chloride	**18.4**		1.0	0.60	
156-60-5	trans-1,2-Dichloroethene	**20.8**		1.0	0.33	
75-34-3	1,1-Dichloroethane	**21.1**		1.0	0.20	
156-59-2	cis-1,2-Dichloroethene	**20.3**		1.0	0.30	
78-93-3	2-Butanone (MEK)	**20.0**		5.0	0.81	
67-66-3	Chloroform	**19.4**		1.0	0.25	
71-55-6	1,1,1-Trichloroethane	**21.6**		1.0	0.36	
56-23-5	Carbon Tetrachloride	**20.9**		1.0	0.45	
71-43-2	Benzene	**19.4**		1.0	0.20	
107-06-2	1,2-Dichloroethane	**22.0**		1.0	0.36	
79-01-6	Trichloroethene	**19.5**		1.0	0.22	
78-87-5	1,2-Dichloropropane	**20.2**		1.0	0.20	
75-27-4	Bromodichloromethane	**21.7**		1.0	0.32	
10061-01-5	cis-1,3-Dichloropropene	**21.8**		1.0	0.24	
108-10-1	4-Methyl-2-pentanone (MIBK)	**20.1**		5.0	0.67	
108-88-3	Toluene	**19.6**		1.0	0.20	
10061-02-6	trans-1,3-Dichloropropene	**23.2**		1.0	0.20	
79-00-5	1,1,2-Trichloroethane	**19.6**		1.0	0.34	
127-18-4	Tetrachloroethene	**18.8**		1.0	0.30	
591-78-6	2-Hexanone	**18.5**		5.0	1.7	
124-48-1	Dibromochloromethane	**21.4**		1.0	0.31	
108-90-7	Chlorobenzene	**18.9**		1.0	0.29	
100-41-4	Ethylbenzene	**19.2**		1.0	0.20	
179601-23-1	m,p-Xylenes	**38.6**		2.0	0.33	
95-47-6	o-Xylene	**18.9**		1.0	0.20	
100-42-5	Styrene	**19.3**		1.0	0.20	
75-25-2	Bromoform	**21.0**		1.0	0.42	
79-34-5	1,1,2,2-Tetrachloroethane	**19.4**		1.0	0.25	

ALS Group USA, Corp. dba ALS Environmental

Analytical Report

Client:	CB&I	**Service Request:**	R1509047
Project:	Textron Wheatfield/Annual Groundwater	**Date Collected:**	NA
Sample Matrix:	Water	**Date Received:**	NA
		Date Analyzed:	10/27/15 13:10
Sample Name:	Lab Control Sample	**Units:**	Percent
Lab Code:	RQ1513194-02	**Basis:**	NA

Volatile Organic Compounds by GC/MS

Analytical Method:	8260C	**Analysis Lot:**	469155
Data File Name:	I:\ACQUDATA\msvoa10\data\102715\F3503.D\	**Instrument Name:**	R-MS-10
		Dilution Factor:	1

Surrogate Name	%Rec	Control Limits	Date Analyzed	Q
4-Bromofluorobenzene	103	85-122	10/27/15 13:10	
Toluene-d8	102	87-121	10/27/15 13:10	
Dibromofluoromethane	106	89-119	10/27/15 13:10	

Data Path : I:\ACQUDATA\msvoa10\data\102715\
Data File : F3503.D
Acq On : 27 Oct 2015 1:10 pm
Operator : F. Naegler
Sample : LCS Inst : MSVOA10
Misc :
ALS Vial : 2 Sample Multiplier: 1

Quant Time: Oct 27 15:02:20 2015
Quant Method : I:\ACQUDATA\MSVOA10\METHODS\W101915.M
Quant Title : MS#10 - 8260B WATERS 10mL Purge
QLast Update : Tue Oct 20 12:01:30 2015
Response via : Initial Calibration

FJ 10/27/15

Compound	R.T.	QIon	Response	Conc	Units	Dev(Min)
Internal Standards						
1) Pentafluorobenzene	5.671	168	605328	50.00	ug/L	0.00
41) 1,4-Difluorobenzene	6.714	114	898697	50.00	ug/L	0.00
70) d5-Chlorobenzene	9.957	117	809783	50.00	ug/L	0.00
90) 1,4-Dichlorobenzene-d4	11.987	152	437815	50.00	ug/L	0.00
System Monitoring Compounds						
43) surr4,Dibrflmethane	5.513	113	291803	52.93	ug/L	0.00
Spiked Amount 50.000	Range 89 - 119		Recovery = 105.86%			
46) surr1,1,2-dichloroetha...	6.031	65	409943	55.29	ug/L	0.00
Spiked Amount 50.000	Range 73 - 125		Recovery = 110.58%			
64) SURR3,Toluene-d8	8.488	98	1048107	51.19	ug/L	0.00
Spiked Amount 50.000	Range 87 - 121		Recovery = 102.38%			
69) SURR2,BFB	11.018	95	422313	51.65	ug/L	0.00
Spiked Amount 50.000	Range 85 - 122		Recovery = 103.30%			
Target Compounds						Qvalue
2) Dichlorodifluoromethane	1.160	85	165611	19.02	ug/L	97
3) Chloromethane	1.294	50	251505	17.24	ug/L	98
4) Vinyl Chloride	1.380	62	192608	19.05	ug/L	96
5) Bromomethane	1.617	94	79220	17.24	ug/L	100
6) Chloroethane	1.703	64	106656	21.20	ug/L	100
7) Freon 21	1.867	67	272923	23.38	ug/L	92
8) Trichlorofluoromethane	1.916	101	196889	22.69	ug/L	98
9) Diethyl Ether	2.166	59	153339	21.83	ug/L	88
10) Freon 123a	2.172	67	160464	22.21	ug/L	98
11) Freon 123	2.233	83	155127	20.71	ug/L	95
12) Acrolein	2.270	56	72874	34.80	ug/L	95
13) 1,1-Diclethene	2.367	96	102664	21.33	ug/L	93
14) Freon 113	2.373	101	98157	18.26	ug/L	94
15) Acetone	2.416	43	110280	20.21	ug/L	91
16) 2-Propanol	2.568	45	397413	420.33	ug/L	98
17) Iodomethane	2.501	142	125982	18.99	ug/L	92
18) Carbon Disulfide	2.562	76	294448	20.88	ug/L	96
19) Acetonitrile	2.684	40	136541m	102.20	ug/L	
20) Allyl Chloride	2.727	76	54954	19.94	ug/L #	78
21) Methyl Acetate	2.757	43	219908	19.66	ug/L	97
22) Methylene Chloride	2.849	84	115824	18.41	ug/L #	87
23) TBA	3.001	59	488308	423.97	ug/L	97
24) Acrylonitrile	3.129	53	520077	101.85	ug/L	93
25) Methyl-t-Butyl Ether	3.178	73	423806	21.57	ug/L	97
26) trans-1,2-Dichloroethene	3.160	96	113458	20.82	ug/L	93
27) 1,1-Diclethane	3.708	63	237476	21.05	ug/L	97
28) Vinyl Acetate	3.818	86	25639	20.77	ug/L #	25
29) DIPE	3.855	45	690329	21.27	ug/L	95
30) 2-Chloro-1,3-Butadiene	3.842	53	286091	21.04	ug/L	100
31) ETBE	4.428	59	437671	20.80	ug/L	97
32) 2,2-Dichloropropane	4.604	77	144020	24.28	ug/L	96
33) cis-1,2-Dichloroethene	4.617	96	124378	20.30	ug/L	93
34) 2-Butanone	4.684	43	155112	20.01	ug/L	99
35) Propionitrile	4.763	54	203863	98.49	ug/L	90

Data Path : I:\ACQUDATA\msvoa10\data\102715\
Data File : F3503.D
Acq On : 27 Oct 2015 1:10 pm
Operator : F. Naegler
Sample : LCS
Misc :
ALS Vial : 2 Sample Multiplier: 1

Inst : MSVOA10

Quant Time: Oct 27 15:02:20 2015
Quant Method : I:\ACQUDATA\MSVOA10\METHODS\W101915.M
Quant Title : MS#10 - 8260B WATERS 10mL Purge
QLast Update : Tue Oct 20 12:01:30 2015
Response via : Initial Calibration

Compound	R.T.	QIon	Response	Conc Units	Dev(Min)
36) Bromochloromethane	5.043	130	79407	19.31 ug/L	99
37) Methacrylonitrile	5.062	67	72637	19.37 ug/L	92
38) Tetrahydrofuran	5.141	42	103414	20.56 ug/L	100
39) Chloroform	5.239	83	196329	19.37 ug/L	95
40) 1,1,1-Trichloroethane	5.513	97	165316	21.55 ug/L	99
42) Cyclohexane	5.592	41	203414	21.31 ug/L	91
44) Carbontetrachloride	5.787	121	42731	20.91 ug/L	88
45) 1,1-Dichloropropene	5.799	75	159544	20.35 ug/L	92
47) Benzene	6.104	78	465564	19.44 ug/L	93
48) 1,2-Dichloroethane	6.141	62	223760	21.99 ug/L	98
49) Iso-Butyl Alcohol	6.141	43	290556	442.27 ug/L	94
50) TAME	6.342	73	343432	19.85 ug/L	91
51) n-Heptane	6.586	43	289159	22.61 ug/L	93
52) 1-Butanol	7.074	56	343706	1096.69 ug/L	96
53) Trichloroethene	7.031	130	120067	19.49 ug/L	96
54) Methylcyclohexane	7.263	55	229283	21.39 ug/L	97
55) 1,2-Diclpropane	7.305	63	142349	20.16 ug/L	93
56) Dibromomethane	7.445	93	78538	20.42 ug/L	89
57) 1,4-Dioxane	7.506	88	49621	323.97 ug/L	90
58) Methyl Methacrylate	7.531	69	113406	20.45 ug/L	90
59) Bromodichloromethane	7.665	83	152904	21.69 ug/L	93
60) 2-Nitropropane	7.945	41	71912	48.06 ug/L	98
61) 2-Chloroethylvinyl Ether	8.067	63	100551	18.16 ug/L	95
62) cis-1,3-Dichloropropene	8.201	75	185125	21.75 ug/L	94
63) 4-Methyl-2-pentanone	8.403	43	301856	20.14 ug/L	98
65) Toluene	8.561	91	483215	19.64 ug/L	99
66) trans-1,3-Dichloropropene	8.829	75	159786	23.18 ug/L	97
67) Ethyl Methacrylate	8.963	69	192709	22.95 ug/L	85
68) 1,1,2-Trichloroethane	9.012	97	112791	19.58 ug/L	98
71) Tetrachloroethene	9.146	164	94013	18.78 ug/L	91
72) 2-Hexanone	9.299	43	212367	18.45 ug/L	97
73) 1,3-Dichloropropane	9.177	76	202513	20.01 ug/L	93
74) Dibromochloromethane	9.402	129	114361	21.42 ug/L	95
75) N-Butyl Acetate	9.451	43	409222	21.03 ug/L	99
76) 1,2-Dibromoethane	9.494	107	123090	21.78 ug/L	95
77) 3-Chlorobenzotrifluoride	10.000	180	207166	21.32 ug/L	98
78) Chlorobenzene	9.982	112	322485	18.89 ug/L	96
79) 4-Chlorobenzotrifluoride	10.055	180	187425	22.67 ug/L	99
80) 1,1,1,2-Tetrachloroethane	10.067	131	110236	20.68 ug/L	97
81) Ethylbenzene	10.103	106	165692	19.21 ug/L	95
82) (m+p)Xylene	10.213	106	425334	38.57 ug/L	99
83) o-Xylene	10.567	106	206927	18.91 ug/L	99
84) Styrene	10.579	104	362596	19.25 ug/L	99
85) Bromoform	10.731	173	79658	20.99 ug/L	94
86) 2-Chlorobenzotrifluoride	10.805	180	194952	20.24 ug/L	99
87) Isopropylbenzene	10.896	105	546069	19.12 ug/L	98
88) Cyclohexanone	10.957	55	901889	482.19 ug/L	98
89) trans-1,4-Dichloro-2-B...	11.201	53	65268	21.02 ug/L	89
91) 1,1,2,2-Tetrachloroethane	11.152	83	171819	19.40 ug/L	95
92) Bromobenzene	11.140	156	141977	19.34 ug/L	97
93) 1,2,3-Trichloropropane	11.182	110	53266	18.55 ug/L	90

Data Path : I:\ACQUDATA\msvoa10\data\102715\
Data File : F3503.D
Acq On : 27 Oct 2015 1:10 pm
Operator : F. Naegler
Sample : LCS Inst : MSVOA10
Misc :
ALS Vial : 2 Sample Multiplier: 1

Quant Time: Oct 27 15:02:20 2015
Quant Method : I:\ACQUDATA\MSVOA10\METHODS\W101915.M
Quant Title : MS#10 - 8260B WATERS 10mL Purge
QLast Update : Tue Oct 20 12:01:30 2015
Response via : Initial Calibration

	Compound	R.T.	QIon	Response	Conc	Units	Dev(Min)
94)	n-Propylbenzene	11.250	91	655514	20.01	ug/L	99
95)	2-Chlorotoluene	11.310	91	390718	20.59	ug/L	97
96)	3-Chlorotoluene	11.365	91	442263	22.14	ug/L	96
97)	4-Chlorotoluene	11.402	91	460317	20.39	ug/L	92
98)	1,3,5-Trimethylbenzene	11.402	105	458808	20.04	ug/L	99
99)	tert-Butylbenzene	11.670	119	393587	18.87	ug/L	98
100)	1,2,4-Trimethylbenzene	11.707	105	485271	20.49	ug/L	98
101)	3,4-Dichlorobenzotrifl...	11.768	214	154508	21.28	ug/L	94
102)	sec-Butylbenzene	11.853	105	559523	18.71	ug/L	98
103)	p-Isopropyltoluene	11.975	119	508159	20.91	ug/L	100
104)	1,3-Dclbenz	11.932	146	265953	19.12	ug/L	96
105)	1,4-Dclbenz	12.006	146	275751	19.54	ug/L	92
106)	2,4-Dichlorobenzotrifl...	12.060	214	134970	20.64	ug/L	98
107)	2,5-Dichlorobenzotrifl...	12.097	214	153981	20.56	ug/L	93
108)	n-Butylbenzene	12.304	91	465067	20.55	ug/L	99
109)	1,2-Dclbenz	12.310	146	270420	19.62	ug/L	98
110)	1,2-Dibromo-3-chloropr...	12.926	157	34929	18.85	ug/L	87
111)	Trielution Dichlorotol...	13.048	125	833798	65.72	ug/L	97
112)	1,3,5-Trichlorobenzene	13.103	180	228967	20.61	ug/L	98
113)	Coelution Dichlorotoluene	13.371	125	616968	43.44	ug/L	94
114)	1,2,4-Tcbenzene	13.584	180	205764	19.37	ug/L	99
115)	Hexachlorobt	13.719	225	92124	19.74	ug/L	94
116)	Naphthalen	13.773	128	655366	20.57	ug/L	98
117)	1,2,3-Tclbenzene	13.962	180	210694	19.30	ug/L	97
118)	2,4,5-Trichlorotoluene	14.548	159	185777	22.52	ug/L	98
119)	2,3,6-Trichlorotoluene	14.633	159	162358	21.64	ug/L	99

(#) = qualifier out of range (m) = manual integration (+) = signals summed

Data Path : I:\ACQUDATA\msvoa10\data\102715\
Data File : F3503.D
Acq On : 27 Oct 2015 1:10 pm
Operator : F. Naegler
Sample : LCS Inst : MSVOA10
Misc :
ALS Vial : 2 Sample Multiplier: 1

Quant Time: Oct 27 13:25:09 2015
Quant Method : I:\ACQUDATA\MSVOA10\METHODS\W101915.M
Quant Title : MS#10 - 8260B WATERS 10mL Purge
QLast Update : Tue Oct 20 12:01:30 2015
Response via : Initial Calibration

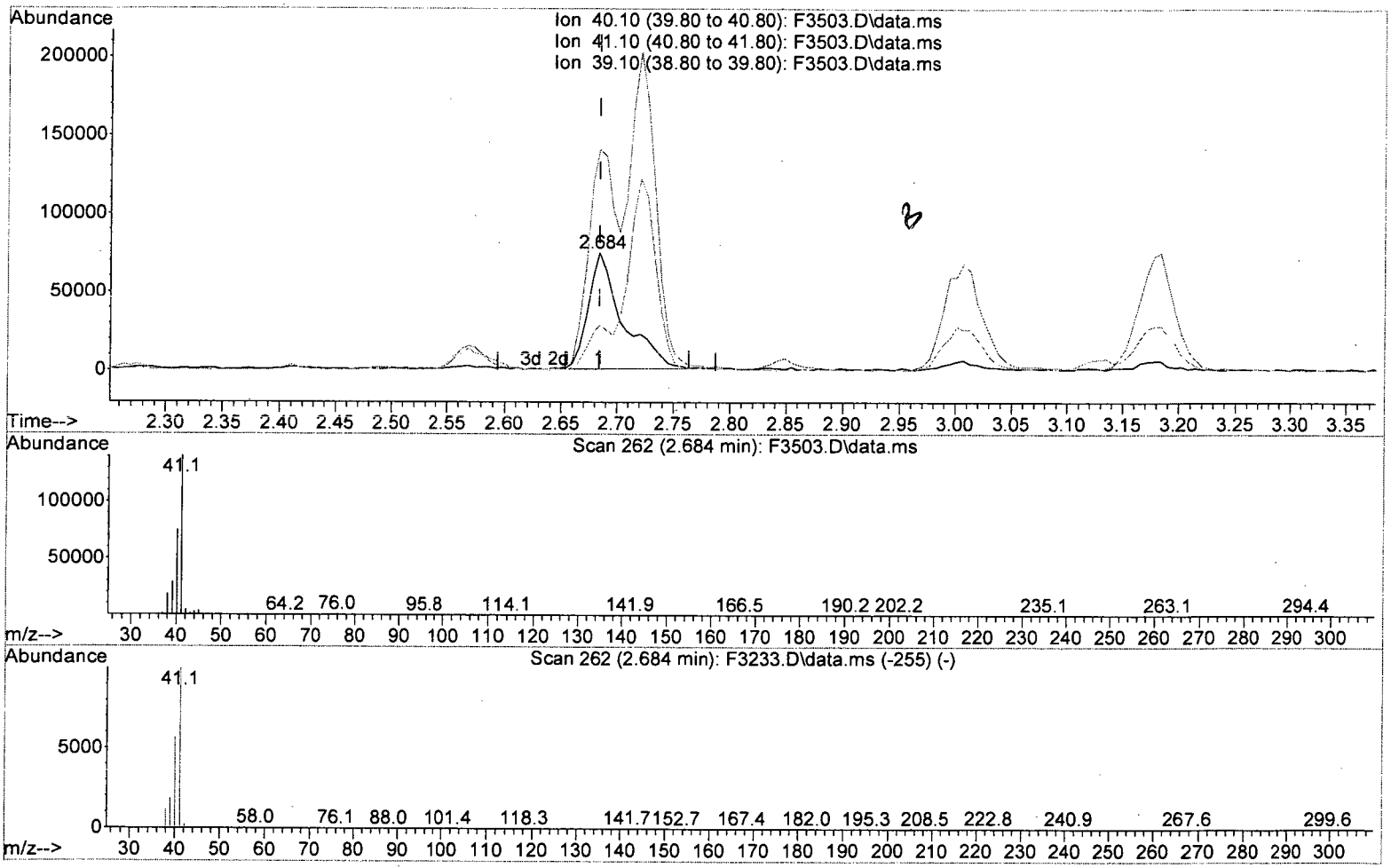

TIC: F3503.D\data.ms

(19) Acetonitrile

2.684min (-0.000) 118.72 ug/L

response 158617

Ion	Exp%	Act%
40.10	100	100
41.10	176.40	187.80
39.10	34.00	38.55
0.00	0.00	0.00

Data Path : I:\ACQUDATA\msvoa10\data\102715\
Data File : F3503.D
Acq On : 27 Oct 2015 1:10 pm
Operator : F. Naegler
Sample : LCS Inst : MSVOA10
Misc :
ALS Vial : 2 Sample Multiplier: 1

Quant Time: Oct 27 13:25:09 2015
Quant Method : I:\ACQUDATA\MSVOA10\METHODS\W101915.M
Quant Title : MS#10 - 8260B WATERS 10mL Purge
QLast Update : Tue Oct 20 12:01:30 2015
Response via : Initial Calibration

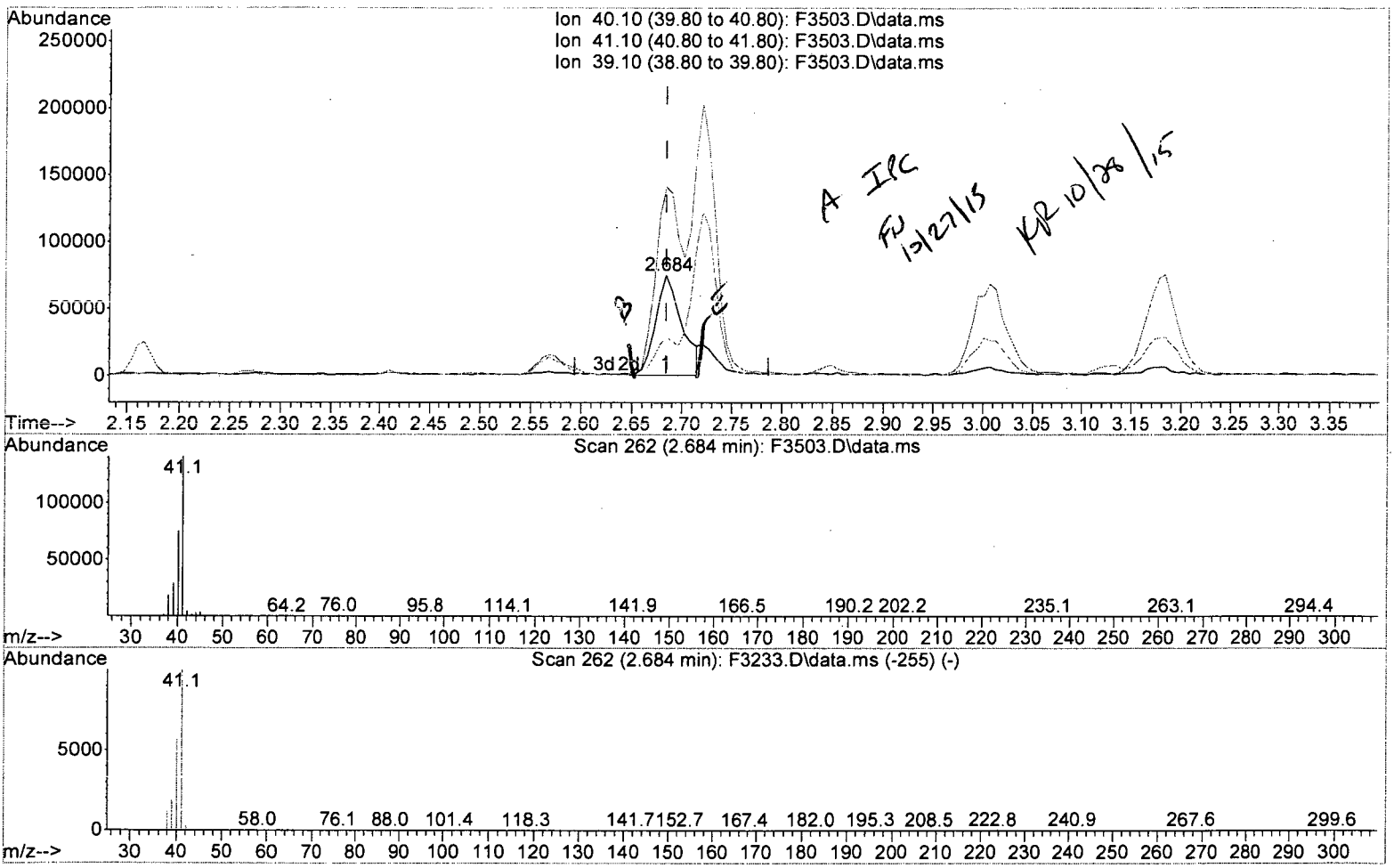

TIC: F3503.D\data.ms

(19) Acetonitrile

2.684min (-0.000) 102.20 ug/L m

response 136541

Ion	Exp%	Act%
40.10	100	100
41.10	176.40	187.80
39.10	34.00	38.55
0.00	0.00	0.00

Quantitation Report (QT Reviewed)

Data Path : I:\ACQUDATA\msvoa10\data\102715\
Data File : F3503.D
Acq On : 27 Oct 2015 1:10 pm
Operator : F. Naegler
Sample : LCS Inst : MSVOA10
Misc :
ALS Vial : 2 Sample Multiplier: 1

Quant Time: Oct 27 15:02:20 2015
Quant Method : I:\ACQUDATA\MSVOA10\METHODS\W101915.M
Quant Title : MS#10 - 8260B WATERS 10mL Purge
QLast Update : Tue Oct 20 12:01:30 2015
Response via : Initial Calibration

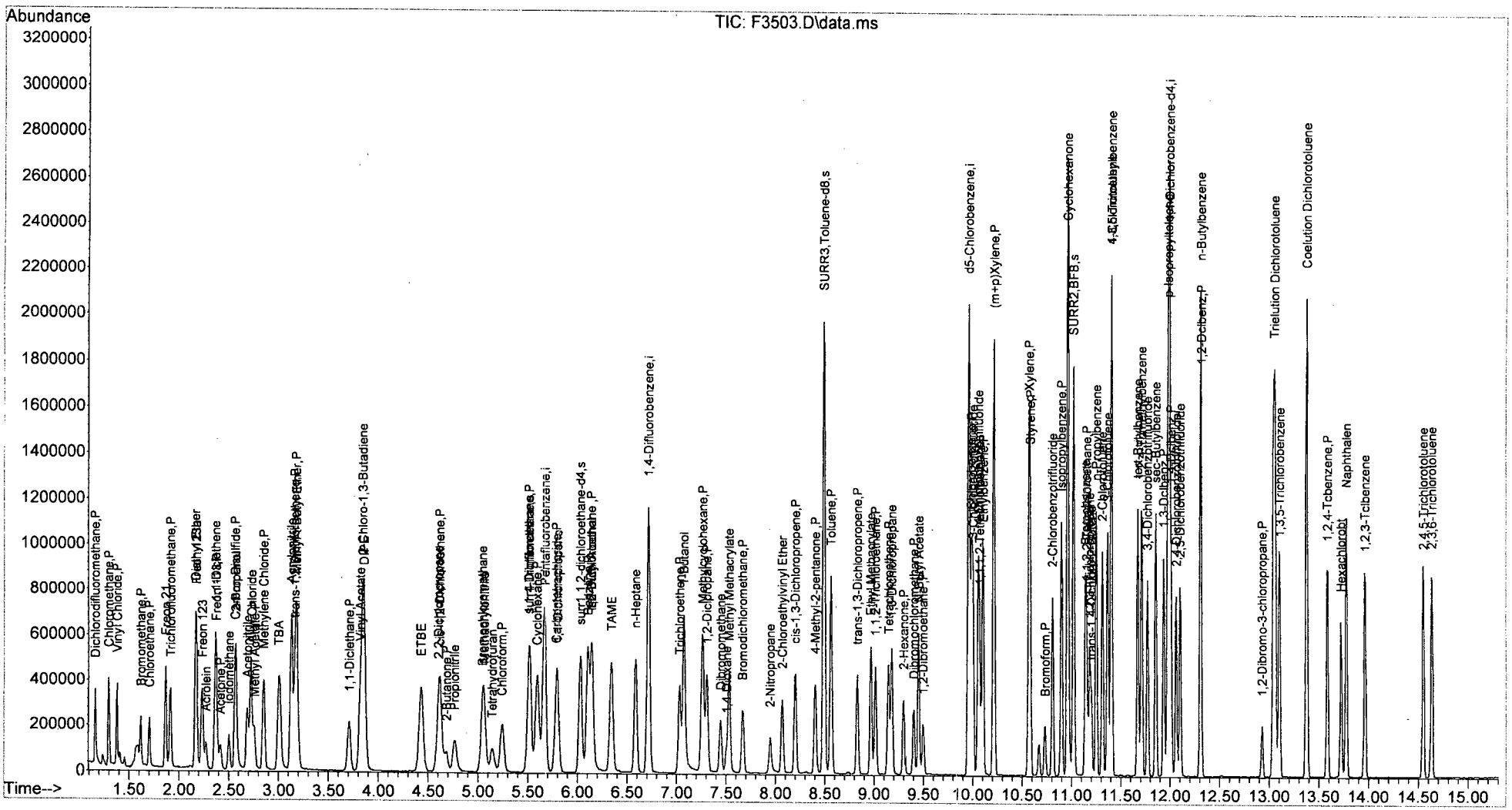

Client:	CB&I	**Service Request:**	R1509047
Project:	Textron Wheatfield/Annual Groundwater	**Date Collected:**	10/21/15 1355
Sample Matrix:	Water	**Date Received:**	10/22/15
		Date Analyzed:	10/27/15 21:21
Sample Name:	BAT-87-20(1)-151021	**Units:**	µg/L
Lab Code:	RQ1513194-07	**Basis:**	NA
Run Type:	Matrix Spike		

Volatile Organic Compounds by GC/MS

Analytical Method:	8260C	**Analysis Lot:**	469155
Data File Name:	I:\ACQUDATA\msvoa10\data\102715\F3523.D\	**Instrument Name:**	R-MS-10
		Dilution Factor:	100

CAS No.	Analyte Name	Result	Q	MRL	MDL	Note
74-87-3	Chloromethane	**4280**		100	21	
75-01-4	Vinyl Chloride	**6150**		100	32	
75-00-3	Chloroethane	**5490**		100	24	
74-83-9	Bromomethane	**2690**		100	29	
75-35-4	1,1-Dichloroethene	**5280**		100	57	
67-64-1	Acetone	**4840**		500	130	
75-15-0	Carbon Disulfide	**4940**		100	22	
75-09-2	Methylene Chloride	**4600**		100	60	
156-60-5	trans-1,2-Dichloroethene	**4890**		100	33	
75-34-3	1,1-Dichloroethane	**5520**		100	20	
156-59-2	cis-1,2-Dichloroethene	**11100**		100	30	
78-93-3	2-Butanone (MEK)	**4750**		500	81	
67-66-3	Chloroform	**5070**		100	25	
71-55-6	1,1,1-Trichloroethane	**5470**		100	36	
56-23-5	Carbon Tetrachloride	**5180**		100	45	
71-43-2	Benzene	**4790**		100	20	
107-06-2	1,2-Dichloroethane	**5340**		100	36	
79-01-6	Trichloroethene	**4990**		100	22	
78-87-5	1,2-Dichloropropane	**5040**		100	20	
75-27-4	Bromodichloromethane	**5220**		100	32	
10061-01-5	cis-1,3-Dichloropropene	**5210**		100	24	
108-10-1	4-Methyl-2-pentanone (MIBK)	**4920**		500	67	
108-88-3	Toluene	**4990**		100	20	
10061-02-6	trans-1,3-Dichloropropene	**5280**		100	20	
79-00-5	1,1,2-Trichloroethane	**4800**		100	34	
127-18-4	Tetrachloroethene	**4600**		100	30	
591-78-6	2-Hexanone	**4520**		500	170	
124-48-1	Dibromochloromethane	**5140**		100	31	
108-90-7	Chlorobenzene	**4660**		100	29	
100-41-4	Ethylbenzene	**4950**		100	20	
179601-23-1	m,p-Xylenes	**9590**		200	33	
95-47-6	o-Xylene	**4860**		100	20	
100-42-5	Styrene	**4900**		100	20	
75-25-2	Bromoform	**4810**		100	42	
79-34-5	1,1,2,2-Tetrachloroethane	**4690**		100	25	

ALS Group USA, Corp. dba ALS Environmental

Analytical Report

Client:	CB&I	**Service Request:**	R1509047
Project:	Textron Wheatfield/Annual Groundwater	**Date Collected:**	10/21/15 1355
Sample Matrix:	Water	**Date Received:**	10/22/15
		Date Analyzed:	10/27/15 21:21
Sample Name:	BAT-87-20(1)-151021	**Units:**	Percent
Lab Code:	RQ1513194-07	**Basis:**	NA
Run Type:	Matrix Spike		

Volatile Organic Compounds by GC/MS

Analytical Method:	8260C	**Analysis Lot:**	469155
Data File Name:	I:\ACQUDATA\msvoa10\data\102715\F3523.D\	**Instrument Name:**	R-MS-10
		Dilution Factor:	100

Surrogate Name	%Rec	Control Limits	Date Analyzed	Q
4-Bromofluorobenzene	101	85-122	10/27/15 21:21	
Toluene-d8	106	87-121	10/27/15 21:21	
Dibromofluoromethane	106	89-119	10/27/15 21:21	

Quantitation Report (QT Reviewed)

Data Path : I:\ACQUDATA\msvoa10\data\102715\
Data File : F3523.D
Acq On : 27 Oct 2015 9:21 pm
Operator : F. Naegler
Sample : R1509047-009MS|100.0 Inst : MSVOA10
Misc : CBI 13429 T4
ALS Vial : 22 Sample Multiplier: 1

Quant Time: Oct 28 14:09:29 2015
Quant Method : I:\ACQUDATA\MSVOA10\METHODS\W101915.M
Quant Title : MS#10 - 8260B WATERS 10mL Purge
QLast Update : Tue Oct 20 12:01:30 2015
Response via : Initial Calibration

FV 10/28/15

Compound	R.T.	QIon	Response	Conc	Units	Dev(Min)
Internal Standards						
1) Pentafluorobenzene	5.665	168	598315	50.00	ug/L	0.00
41) 1,4-Difluorobenzene	6.714	114	882737	50.00	ug/L	0.00
70) d5-Chlorobenzene	9.957	117	801543	50.00	ug/L	0.00
90) 1,4-Dichlorobenzene-d4	11.987	152	447410	50.00	ug/L	0.00
System Monitoring Compounds						
43) surr4,Dibrflmethane	5.513	113	287338	53.06	ug/L	0.00
Spiked Amount 50.000	Range 89 - 119		Recovery = 106.12%			
46) surr1,1,2-dichloroetha...	6.031	65	410007	56.29	ug/L	0.00
Spiked Amount 50.000	Range 73 - 125		Recovery = 112.58%			
64) SURR3,Toluene-d8	8.488	98	1062558	52.83	ug/L	0.00
Spiked Amount 50.000	Range 87 - 121		Recovery = 105.66%			
69) SURR2,BFB	11.018	95	405095	50.44	ug/L	0.00
Spiked Amount 50.000	Range 85 - 122		Recovery = 100.88%			
Target Compounds						Qvalue
2) Dichlorodifluoromethane	1.160	85	410450	47.70	ug/L	92
3) Chloromethane	1.294	50	616686	42.78	ug/L	98
4) Vinyl Chloride	1.379	62	613962	61.45	ug/L	95
5) Bromomethane	1.611	94	117528	26.94	ug/L	97
6) Chloroethane	1.703	64	272910	54.88	ug/L	96
7) Freon 21	1.861	67	681058	59.02	ug/L	98
8) Trichlorofluoromethane	1.910	101	493376	57.52	ug/L	95
9) Diethyl Ether	2.166	59	353708	50.94	ug/L	89
10) Freon 123a	2.172	67	388608	54.42	ug/L	99
11) Freon 123	2.233	83	373404	50.44	ug/L	98
12) Acrolein	2.270	56	197448	95.40	ug/L	100
13) 1,1-Diclethene	2.361	96	251243	52.81	ug/L	95
14) Freon 113	2.373	101	251571	47.35	ug/L	98
15) Acetone	2.416	43	261020	48.38	ug/L	96
16) 2-Propanol	2.574	45	974928	942.88	ug/L	98
17) Iodomethane	2.501	142	300382	39.94	ug/L	95
18) Carbon Disulfide	2.562	76	688432	49.38	ug/L	100
19) Acetonitrile	2.684	40	356371m	269.87	ug/L	
20) Allyl Chloride	2.721	76	140368	51.52	ug/L #	73
21) Methyl Acetate	2.751	43	543411	49.14	ug/L	97
22) Methylene Chloride	2.849	84	286257	46.03	ug/L	96
23) TBA	3.013	59	1171650	935.91	ug/L	94
24) Acrylonitrile	3.129	53	1253455	248.34	ug/L	96
25) Methyl-t-Butyl Ether	3.178	73	987574	50.84	ug/L	99
26) trans-1,2-Dichloroethene	3.172	96	263091	48.85	ug/L	99
27) 1,1-Diclethane	3.708	63	615759	55.21	ug/L	96
28) Vinyl Acetate	3.824	86	63786	49.80	ug/L #	70
29) DIPE	3.855	45	1633522	50.92	ug/L	97
30) 2-Chloro-1,3-Butadiene	3.836	53	673062	50.08	ug/L	92
31) ETBE	4.434	59	1052411	50.59	ug/L	97
32) 2,2-Dichloropropane	4.604	77	262962	44.85	ug/L	97
33) cis-1,2-Dichloroethene	4.623	96	674261	111.35	ug/L	100
34) 2-Butanone	4.678	43	363776	47.48	ug/L	94
35) Propionitrile	4.763	54	510232	249.39	ug/L	98

Data Path : I:\ACQUDATA\msvoa10\data\102715\
Data File : F3523.D
Acq On : 27 Oct 2015 9:21 pm
Operator : F. Naegler
Sample : R1509047-009MS|100.0 Inst : MSVOA10
Misc : CBI 13429 T4
ALS Vial : 22 Sample Multiplier: 1

Quant Time: Oct 28 14:09:29 2015
Quant Method : I:\ACQUDATA\MSVOA10\METHODS\W101915.M
Quant Title : MS#10 - 8260B WATERS 10mL Purge
QLast Update : Tue Oct 20 12:01:30 2015
Response via : Initial Calibration

Compound	R.T.	QIon	Response	Conc	Units	Dev(Min)
36) Bromochloromethane	5.056	130	193764	47.67	ug/L	97
37) Methacrylonitrile	5.062	67	185450	50.04	ug/L	99
38) Tetrahydrofuran	5.141	42	247041	49.68	ug/L	99
39) Chloroform	5.245	83	507392	50.66	ug/L	97
40) 1,1,1-Trichloroethane	5.513	97	414849	54.72	ug/L	98
42) Cyclohexane	5.598	41	472555	50.39	ug/L	97
44) Carbontetrachloride	5.781	121	103918	51.78	ug/L	93
45) 1,1-Dichloropropene	5.799	75	401771	52.16	ug/L	97
47) Benzene	6.104	78	1127101	47.90	ug/L	88
48) 1,2-Dichloroethane	6.147	62	533666	53.39	ug/L	98
49) Iso-Butyl Alcohol	6.147	43	701055	954.31	ug/L	97
50) TAME	6.342	73	826471	48.64	ug/L	96
51) n-Heptane	6.586	43	615927	49.04	ug/L	96
52) 1-Butanol	7.074	56	911827	2508.32	ug/L	100
53) Trichloroethene	7.031	130	301618	49.85	ug/L	98
54) Methylcyclohexane	7.262	55	526255	49.98	ug/L	96
55) 1,2-Diclpropane	7.305	63	349367	50.37	ug/L	98
56) Dibromomethane	7.439	93	194642	51.53	ug/L	86
57) 1,4-Dioxane	7.500	88	121972	810.74	ug/L	96
58) Methyl Methacrylate	7.531	69	271648	49.87	ug/L	93
59) Bromodichloromethane	7.665	83	361169	52.15	ug/L	96
60) 2-Nitropropane	7.945	41	186370	112.04	ug/L	99
61) 2-Chloroethylvinyl Ether	8.067	63	31521	5.80	ug/L	95
62) cis-1,3-Dichloropropene	8.201	75	435825	52.13	ug/L	97
63) 4-Methyl-2-pentanone	8.402	43	723795	49.18	ug/L	96
65) Toluene	8.561	91	1206291	49.91	ug/L	98
66) trans-1,3-Dichloropropene	8.829	75	382539	52.84	ug/L	95
67) Ethyl Methacrylate	8.963	69	475504	53.31	ug/L	89
68) 1,1,2-Trichloroethane	9.012	97	271520	47.97	ug/L	93
71) Tetrachloroethene	9.146	164	227792	45.97	ug/L	94
72) 2-Hexanone	9.299	43	515196	45.23	ug/L	95
73) 1,3-Dichloropropane	9.177	76	498317	49.74	ug/L	90
74) Dibromochloromethane	9.402	129	285889	51.39	ug/L	95
75) N-Butyl Acetate	9.451	43	1019093	51.62	ug/L	98
76) 1,2-Dibromoethane	9.494	107	290170	51.87	ug/L	97
77) 3-Chlorobenzotrifluoride	10.000	180	466577	48.51	ug/L	98
78) Chlorobenzene	9.981	112	787980	46.64	ug/L	97
79) 4-Chlorobenzotrifluoride	10.055	180	416805	50.94	ug/L	97
80) 1,1,1,2-Tetrachloroethane	10.067	131	266624	48.81	ug/L	93
81) Ethylbenzene	10.097	106	422579	49.49	ug/L	93
82) (m+p)Xylene	10.213	106	1047078	95.92	ug/L	90
83) o-Xylene	10.567	106	526718	48.64	ug/L	98
84) Styrene	10.579	104	913974	49.02	ug/L	99
85) Bromoform	10.731	173	194982	48.11	ug/L	97
86) 2-Chlorobenzotrifluoride	10.804	180	458735	48.12	ug/L	93
87) Isopropylbenzene	10.896	105	1370166	48.48	ug/L	100
88) Cyclohexanone	10.957	55	570669	308.24	ug/L	98
89) trans-1,4-Dichloro-2-B...	11.201	53	138211	43.09	ug/L	90
91) 1,1,2,2-Tetrachloroethane	11.152	83	424268	46.88	ug/L	93
92) Bromobenzene	11.140	156	361943	48.24	ug/L	96
93) 1,2,3-Trichloropropane	11.182	110	128834	43.90	ug/L	94

Data Path : I:\ACQUDATA\msvoa10\data\102715\
Data File : F3523.D
Acq On : 27 Oct 2015 9:21 pm
Operator : F. Naegler
Sample : R1509047-009MS|100.0 Inst : MSVOA10
Misc : CBI 13429 T4
ALS Vial : 22 Sample Multiplier: 1

Quant Time: Oct 28 14:09:29 2015
Quant Method : I:\ACQUDATA\MSVOA10\METHODS\W101915.M
Quant Title : MS#10 - 8260B WATERS 10mL Purge
QLast Update : Tue Oct 20 12:01:30 2015
Response via : Initial Calibration

	Compound	R.T.	QIon	Response	Conc	Units	Dev(Min)
94)	n-Propylbenzene	11.250	91	1629101	48.67	ug/L	98
95)	2-Chlorotoluene	11.310	91	957084	49.36	ug/L	97
96)	3-Chlorotoluene	11.365	91	1049939	51.43	ug/L	96
97)	4-Chlorotoluene	11.402	91	1144986	49.63	ug/L	91
98)	1,3,5-Trimethylbenzene	11.402	105	1184476	50.62	ug/L	99
99)	tert-Butylbenzene	11.670	119	1029474	48.29	ug/L	98
100)	1,2,4-Trimethylbenzene	11.707	105	1215165	50.21	ug/L	97
101)	3,4-Dichlorobenzotrifl...	11.768	214	341630	46.04	ug/L	93
102)	sec-Butylbenzene	11.853	105	1444243	47.26	ug/L	98
103)	p-Isopropyltoluene	11.975	119	1296533	52.21	ug/L	98
104)	1,3-Dclbenz	11.932	146	650691	45.78	ug/L	99
105)	1,4-Dclbenz	12.005	146	683878	47.41	ug/L	96
106)	2,4-Dichlorobenzotrifl...	12.060	214	316393	47.36	ug/L	95
107)	2,5-Dichlorobenzotrifl...	12.103	214	356703	46.62	ug/L	94
108)	n-Butylbenzene	12.304	91	1191899	51.54	ug/L	99
109)	1,2-Dclbenz	12.310	146	670545	47.61	ug/L	98
110)	1,2-Dibromo-3-chloropr...	12.926	157	91884	43.92	ug/L	91
111)	Trielution Dichlorotol...	13.048	125	2000011	154.26	ug/L	98
112)	1,3,5-Trichlorobenzene	13.103	180	561305	49.45	ug/L	98
113)	Coelution Dichlorotoluene	13.371	125	1519564	104.70	ug/L	94
114)	1,2,4-Tcbenzene	13.584	180	529927	48.82	ug/L	98
115)	Hexachlorobt	13.719	225	231439	48.53	ug/L	98
116)	Naphthalen	13.773	128	1628104	50.01	ug/L	99
117)	1,2,3-Tclbenzene	13.956	180	540224	48.41	ug/L	99
118)	2,4,5-Trichlorotoluene	14.542	159	409871	48.63	ug/L	95
119)	2,3,6-Trichlorotoluene	14.633	159	391184	51.03	ug/L	94

(#) = qualifier out of range (m) = manual integration (+) = signals summed

Quantitation Report (Qedit)

Data Path : I:\ACQUDATA\msvoa10\data\102715\
Data File : F3523.D
Acq On : 27 Oct 2015 9:21 pm
Operator : F. Naegler
Sample : R1509047-009MS|100.0 Inst : MSVOA10
Misc : CBI 13429 T4
ALS Vial : 22 Sample Multiplier: 1

Quant Time: Oct 27 21:35:38 2015
Quant Method : I:\ACQUDATA\MSVOA10\METHODS\W101915.M
Quant Title : MS#10 - 8260B WATERS 10mL Purge
QLast Update : Tue Oct 20 12:01:30 2015
Response via : Initial Calibration

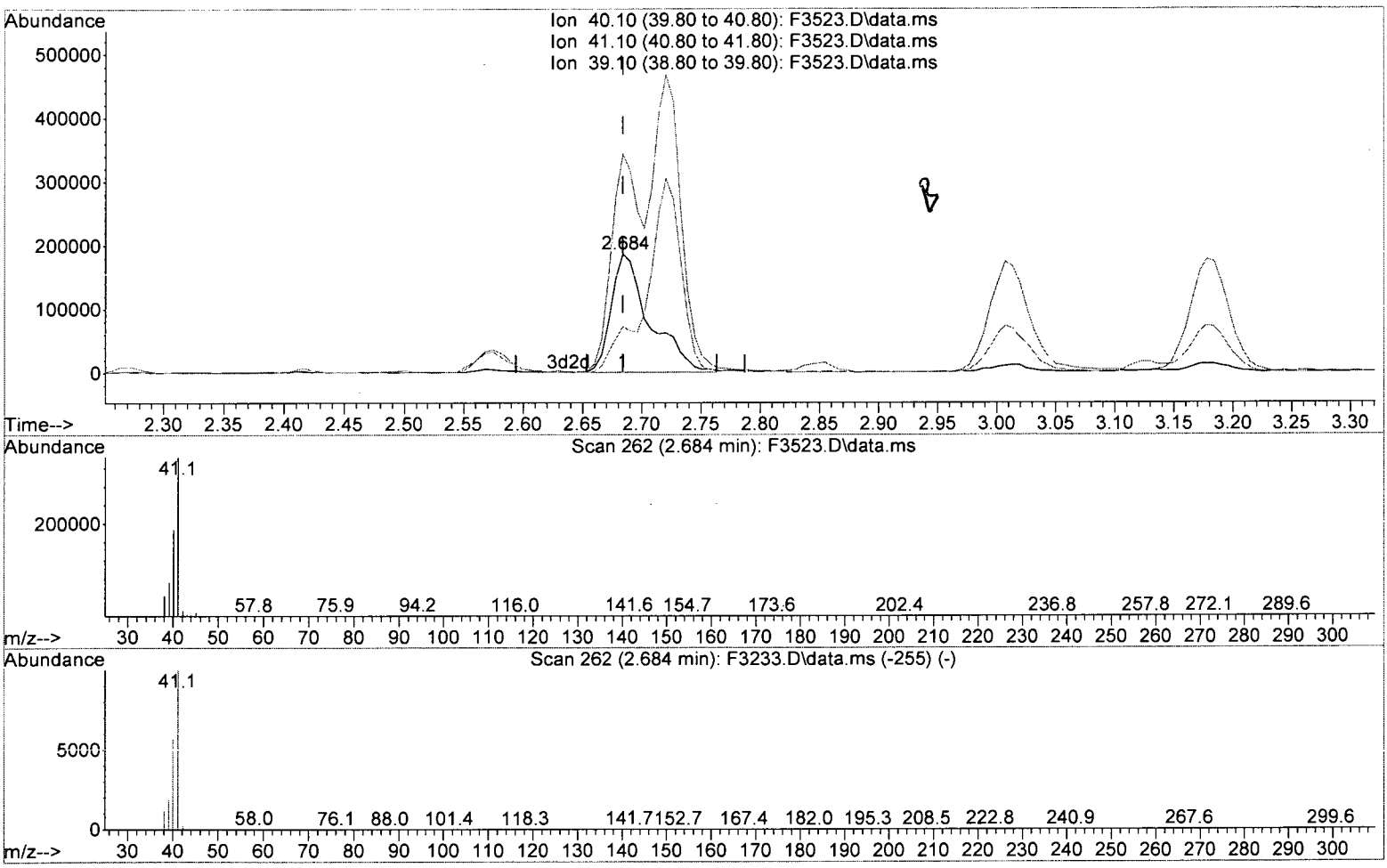

TIC: F3523.D\data.ms

(19) Acetonitrile

2.684min (-0.000) 318.76 ug/L

response 420933

Ion	Exp%	Act%
40.10	100	100
41.10	176.40	184.42
39.10	34.00	38.81
0.00	0.00	0.00

Quantitation Report (Qedit)

Data Path : I:\ACQUDATA\msvoa10\data\102715\
Data File : F3523.D
Acq On : 27 Oct 2015 9:21 pm
Operator : F. Naegler
Sample : R1509047-009MS|100.0 Inst : MSVOA10
Misc : CBI 13429 T4
ALS Vial : 22 Sample Multiplier: 1

Quant Time: Oct 27 21:35:38 2015
Quant Method : I:\ACQUDATA\MSVOA10\METHODS\W101915.M
Quant Title : MS#10 - 8260B WATERS 10mL Purge
QLast Update : Tue Oct 20 12:01:30 2015
Response via : Initial Calibration

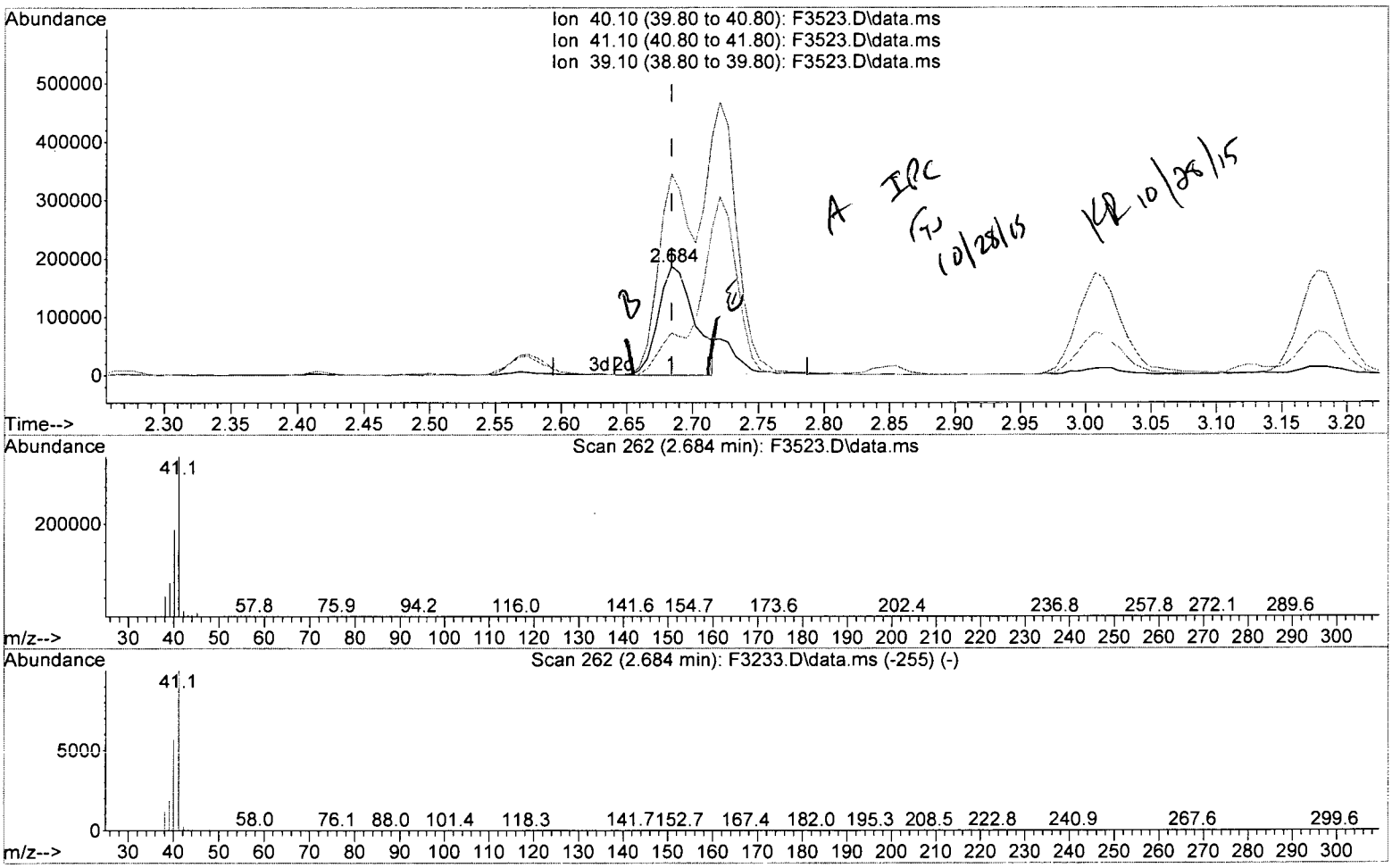

TIC: F3523.D\data.ms

(19) Acetonitrile

2.684min (-0.000) 269.87 ug/L m

response 356371

Ion	Exp%	Act%
40.10	100	100
41.10	176.40	184.42
39.10	34.00	38.81
0.00	0.00	0.00

Quantitation Report (QT Reviewed)

Data Path : I:\ACQUDATA\msvoa10\data\102715\
Data File : F3523.D
Acq On : 27 Oct 2015 9:21 pm
Operator : F. Naegler
Sample : R1509047-009MS|100.0 Inst : MSVOA10
Misc : CBI 13429 T4
ALS Vial : 22 Sample Multiplier: 1

Quant Time: Oct 28 14:09:29 2015
Quant Method : I:\ACQUDATA\MSVOA10\METHODS\W101915.M
Quant Title : MS#10 - 8260B WATERS 10mL Purge
QLast Update : Tue Oct 20 12:01:30 2015
Response via : Initial Calibration

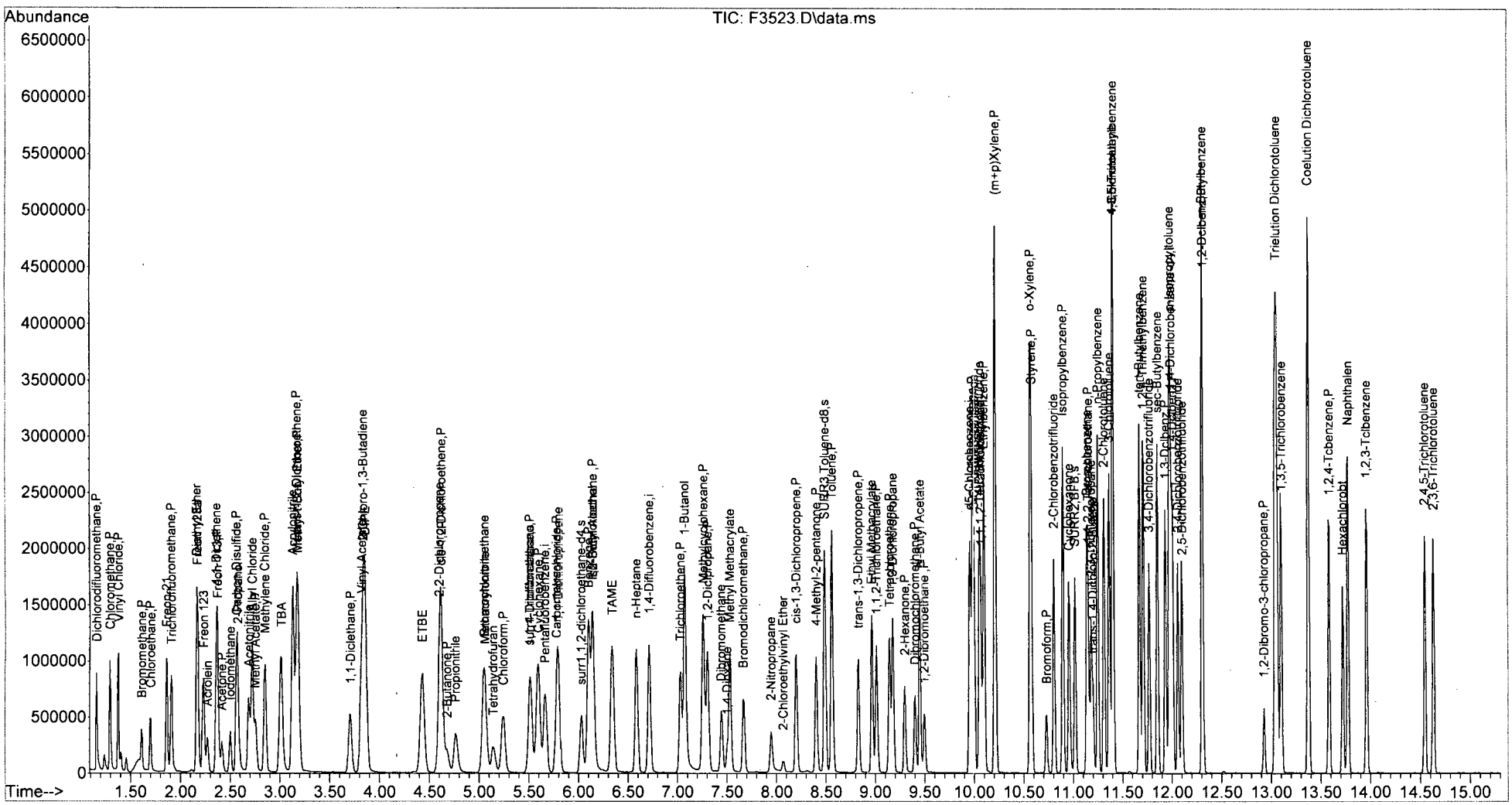

ALS Group USA, Corp. dba ALS Environmental

Analytical Report

Client:	CB&I	**Service Request:**	R1509047
Project:	Textron Wheatfield/Annual Groundwater	**Date Collected:**	10/21/15 1355
Sample Matrix:	Water	**Date Received:**	10/22/15
		Date Analyzed:	10/27/15 21:45
Sample Name:	BAT-87-20(1)-151021	**Units:**	µg/L
Lab Code:	RQ1513194-08	**Basis:**	NA
Run Type:	Duplicate Matrix Spike		

Volatile Organic Compounds by GC/MS

Analytical Method:	8260C	**Analysis Lot:**	469155
Data File Name:	I:\ACQUDATA\msvoa10\data\102715\F3524.D\	**Instrument Name:**	R-MS-10
		Dilution Factor:	100

CAS No.	Analyte Name	Result	Q	MRL	MDL	Note
74-87-3	Chloromethane	**4570**		100	21	
75-01-4	Vinyl Chloride	**6560**		100	32	
75-00-3	Chloroethane	**5800**		100	24	
74-83-9	Bromomethane	**2930**		100	29	
75-35-4	1,1-Dichloroethene	**5540**		100	57	
67-64-1	Acetone	**5430**		500	130	
75-15-0	Carbon Disulfide	**5460**		100	22	
75-09-2	Methylene Chloride	**4720**		100	60	
156-60-5	trans-1,2-Dichloroethene	**5240**		100	33	
75-34-3	1,1-Dichloroethane	**5770**		100	20	
156-59-2	cis-1,2-Dichloroethene	**11700**		100	30	
78-93-3	2-Butanone (MEK)	**5410**		500	81	
67-66-3	Chloroform	**5380**		100	25	
71-55-6	1,1,1-Trichloroethane	**6120**		100	36	
56-23-5	Carbon Tetrachloride	**5700**		100	45	
71-43-2	Benzene	**5150**		100	20	
107-06-2	1,2-Dichloroethane	**5710**		100	36	
79-01-6	Trichloroethene	**5150**		100	22	
78-87-5	1,2-Dichloropropane	**5370**		100	20	
75-27-4	Bromodichloromethane	**5630**		100	32	
10061-01-5	cis-1,3-Dichloropropene	**5620**		100	24	
108-10-1	4-Methyl-2-pentanone (MIBK)	**5480**		500	67	
108-88-3	Toluene	**5240**		100	20	
10061-02-6	trans-1,3-Dichloropropene	**5730**		100	20	
79-00-5	1,1,2-Trichloroethane	**5190**		100	34	
127-18-4	Tetrachloroethene	**4950**		100	30	
591-78-6	2-Hexanone	**5140**		500	170	
124-48-1	Dibromochloromethane	**5690**		100	31	
108-90-7	Chlorobenzene	**4980**		100	29	
100-41-4	Ethylbenzene	**5420**		100	20	
179601-23-1	m,p-Xylenes	**10300**		200	33	
95-47-6	o-Xylene	**5130**		100	20	
100-42-5	Styrene	**5190**		100	20	
75-25-2	Bromoform	**5500**		100	42	
79-34-5	1,1,2,2-Tetrachloroethane	**5310**		100	25	

ALS Group USA, Corp. dba ALS Environmental

Analytical Report

Client:	CB&I	**Service Request:**	R1509047
Project:	Textron Wheatfield/Annual Groundwater	**Date Collected:**	10/21/15 1355
Sample Matrix:	Water	**Date Received:**	10/22/15
		Date Analyzed:	10/27/15 21:45
Sample Name:	BAT-87-20(1)-151021	**Units:**	Percent
Lab Code:	RQ1513194-08	**Basis:**	NA
Run Type:	Duplicate Matrix Spike		

Volatile Organic Compounds by GC/MS

Analytical Method:	8260C	**Analysis Lot:**	469155
Data File Name:	I:\ACQUDATA\msvoa10\data\102715\F3524.D\	**Instrument Name:**	R-MS-10
		Dilution Factor:	100

Surrogate Name	%Rec	Control Limits	Date Analyzed	Q
4-Bromofluorobenzene	102	85-122	10/27/15 21:45	
Toluene-d8	103	87-121	10/27/15 21:45	
Dibromofluoromethane	103	89-119	10/27/15 21:45	

Quantitation Report (Not Reviewed)

Data Path : I:\ACQUDATA\MSVOA10\DATA\102715\
Data File : F3524.D
Acq On : 27 Oct 2015 9:45 pm
Operator : F. Naegler
Sample : R1509047-009DMS|100.0 Inst : MSVOA10
Misc : CBI 13429 T4
ALS Vial : 23 Sample Multiplier: 1

Quant Time: Oct 27 21:59:55 2015
Quant Method : I:\ACQUDATA\MSVOA10\METHODS\W101915.M
Quant Title : MS#10 - 8260B WATERS 10mL Purge
QLast Update : Tue Oct 20 12:01:30 2015
Response via : Initial Calibration

FU 10/28/15

Compound	R.T.	QIon	Response	Conc	Units		Dev(Min)
Internal Standards							
1) Pentafluorobenzene	5.665	168	600649	50.00	ug/L		0.00
41) 1,4-Difluorobenzene	6.714	114	883602	50.00	ug/L		0.00
70) d5-Chlorobenzene	9.957	117	802679	50.00	ug/L		0.00
90) 1,4-Dichlorobenzene-d4	11.987	152	434918	50.00	ug/L		0.00
System Monitoring Compounds							
43) surr4,Dibrflmethane	5.519	113	279084	51.49	ug/L		0.00
Spiked Amount 50.000	Range 89 - 119		Recovery = 102.98%				
46) surr1,1,2-dichloroetha...	6.025	65	399921	54.86	ug/L		0.00
Spiked Amount 50.000	Range 73 - 125		Recovery = 109.72%				
64) SURR3,Toluene-d8	8.488	98	1036407	51.48	ug/L		0.00
Spiked Amount 50.000	Range 87 - 121		Recovery = 102.96%				
69) SURR2,BFB	11.018	95	409749	50.97	ug/L		0.00
Spiked Amount 50.000	Range 85 - 122		Recovery = 101.94%				
Target Compounds							Qvalue
2) Dichlorodifluoromethane	1.160	85	432490	50.07	ug/L		97
3) Chloromethane	1.294	50	660767	45.66	ug/L		99
4) Vinyl Chloride	1.379	62	657979	65.60	ug/L		98
5) Bromomethane	1.611	94	127247	29.34	ug/L		99
6) Chloroethane	1.696	64	289440	57.98	ug/L		97
7) Freon 21	1.861	67	671739	57.98	ug/L		99
8) Trichlorofluoromethane	1.910	101	519464	60.33	ug/L		99
9) Diethyl Ether	2.166	59	387523	55.60	ug/L		93
10) Freon 123a	2.172	67	386603	53.93	ug/L		97
11) Freon 123	2.233	83	374696	50.42	ug/L		96
12) Acrolein	2.269	56	216196	104.05	ug/L		100
13) 1,1-Diclethene	2.361	96	264611	55.40	ug/L		95
14) Freon 113	2.373	101	261304	48.99	ug/L		95
15) Acetone	2.416	43	293892	54.27	ug/L		98
16) 2-Propanol	2.574	45	1069737	1017.08	ug/L		98
17) Iodomethane	2.501	142	372054	48.15	ug/L		89
18) Carbon Disulfide	2.562	76	764416	54.62	ug/L		99
19) Acetonitrile	2.684	40	357291	269.51	ug/L		93
20) Allyl Chloridc	2.721	76	148328	54.23	ug/L	#	86
21) Methyl Acetate	2.757	43	552616	49.78	ug/L		98
22) Methylene Chloride	2.849	84	294790	47.22	ug/L		93
23) TBA	3.007	59	1479526	1139.26	ug/L		96
24) Acrylonitrile	3.129	53	1374461	271.26	ug/L		99
25) Methyl-t-Butyl Ether	3.184	73	1071966	54.97	ug/L		97
26) trans-1,2-Dichloroethene	3.166	96	283458	52.42	ug/L		94
27) 1,1-Diclethane	3.708	63	646130	57.71	ug/L		98
28) Vinyl Acetate	3.818	86	72797	56.12	ug/L	#	52
29) DIPE	3.855	45	1759743	54.64	ug/L		99
30) 2-Chloro-1,3-Butadiene	3.836	53	733156	54.34	ug/L		96
31) ETBE	4.428	59	1144032	54.78	ug/L		98
32) 2,2-Dichloropropane	4.610	77	292689	49.73	ug/L		90
33) cis-1,2-Dichloroethene	4.623	96	713607	117.39	ug/L		98
34) 2-Butanone	4.678	43	416081	54.10	ug/L		96
35) Propionitrile	4.763	54	577482	281.17	ug/L		99

Data Path : I:\ACQUDATA\MSVOA10\DATA\102715\
Data File : F3524.D
Acq On : 27 Oct 2015 9:45 pm
Operator : F. Naegler
Sample : R1509047-009DMS|100.0 Inst : MSVOA10
Misc : CBI 13429 T4
ALS Vial : 23 Sample Multiplier: 1

Quant Time: Oct 27 21:59:55 2015
Quant Method : I:\ACQUDATA\MSVOA10\METHODS\W101915.M
Quant Title : MS#10 - 8260B WATERS 10mL Purge
QLast Update : Tue Oct 20 12:01:30 2015
Response via : Initial Calibration

Compound	R.T.	QIon	Response	Conc	Units		Dev(Min)
36) Bromochloromethane	5.049	130	207110	50.76	ug/L		94
37) Methacrylonitrile	5.062	67	193343	51.96	ug/L	#	87
38) Tetrahydrofuran	5.141	42	278285	55.75	ug/L		98
39) Chloroform	5.245	83	541146	53.82	ug/L		95
40) 1,1,1-Trichloroethane	5.513	97	466020	61.23	ug/L		93
42) Cyclohexane	5.598	41	468353	49.89	ug/L		99
44) Carbontetrachloride	5.781	121	114522	57.01	ug/L		92
45) 1,1-Dichloropropene	5.799	75	413363	53.61	ug/L		98
47) Benzene	6.104	78	1213629	51.53	ug/L		94
48) 1,2-Dichloroethane	6.147	62	571087	57.08	ug/L		99
49) Iso-Butyl Alcohol	6.147	43	886522	1153.90	ug/L		97
50) TAME	6.342	73	904979	53.21	ug/L		96
51) n-Heptane	6.586	43	628589	50.00	ug/L		95
52) 1-Butanol	7.073	56	1108759	2921.06	ug/L		98
53) Trichloroethene	7.031	130	312118	51.54	ug/L		97
54) Methylcyclohexane	7.256	55	516986	49.05	ug/L		92
55) 1,2-Diclpropane	7.305	63	373068	53.73	ug/L		99
56) Dibromomethane	7.445	93	201690	53.35	ug/L		93
57) 1,4-Dioxane	7.500	88	145455	965.88	ug/L		96
58) Methyl Methacrylate	7.531	69	307061	56.31	ug/L		98
59) Bromodichloromethane	7.665	83	390298	56.31	ug/L		96
60) 2-Nitropropane	7.945	41	216391	126.63	ug/L		97
61) 2-Chloroethylvinyl Ether	8.067	63	34154	6.27	ug/L		89
62) cis-1,3-Dichloropropene	8.201	75	470209	56.19	ug/L		97
63) 4-Methyl-2-pentanone	8.402	43	807239	54.79	ug/L		97
65) Toluene	8.561	91	1267626	52.40	ug/L		99
66) trans-1,3-Dichloropropene	8.829	75	418873	57.25	ug/L		99
67) Ethyl Methacrylate	8.963	69	524670	58.08	ug/L		85
68) 1,1,2-Trichloroethane	9.012	97	293905	51.88	ug/L		96
71) Tetrachloroethene	9.146	164	245510	49.47	ug/L		97
72) 2-Hexanone	9.299	43	586283	51.40	ug/L		98
73) 1,3-Dichloropropane	9.177	76	535581	53.38	ug/L		92
74) Dibromochloromethane	9.402	129	319700	56.87	ug/L		96
75) N-Butyl Acetate	9.451	43	1061515	53.64	ug/L		96
76) 1,2-Dibromoethane	9.494	107	321449	57.38	ug/L		99
77) 3-Chlorobenzotrifluoride	10.000	180	452291	46.96	ug/L		99
78) Chlorobenzene	9.981	112	842284	49.78	ug/L		98
79) 4-Chlorobenzotrifluoride	10.055	180	409672	49.99	ug/L		97
80) 1,1,1,2-Tetrachloroethane	10.067	131	296379	53.88	ug/L		98
81) Ethylbenzene	10.103	106	463364	54.19	ug/L		98
82) (m+p)Xylene	10.213	106	1121094	102.55	ug/L		96
83) o-Xylene	10.567	106	556362	51.31	ug/L		97
84) Styrene	10.579	104	969070	51.90	ug/L		97
85) Bromoform	10.731	173	226982	54.96	ug/L		99
86) 2-Chlorobenzotrifluoride	10.804	180	450950	47.24	ug/L		96
87) Isopropylbenzene	10.896	105	1456663	51.46	ug/L		100
88) Cyclohexanone	10.957	55	686914	370.51	ug/L		99
89) trans-1,4-Dichloro-2-B...	11.201	53	163787	50.32	ug/L		92
91) 1,1,2,2-Tetrachloroethane	11.152	83	467132	53.10	ug/L		98
92) Bromobenzene	11.140	156	371521	50.94	ug/L		97
93) 1,2,3-Trichloropropane	11.182	110	147493	51.70	ug/L		93

Data Path : I:\ACQUDATA\MSVOA10\DATA\102715\
Data File : F3524.D
Acq On : 27 Oct 2015 9:45 pm
Operator : F. Naegler
Sample : R1509047-009DMS|100.0 Inst : MSVOA10
Misc : CBI 13429 T4
ALS Vial : 23 Sample Multiplier: 1

Quant Time: Oct 27 21:59:55 2015
Quant Method : I:\ACQUDATA\MSVOA10\METHODS\W101915.M
Quant Title : MS#10 - 8260B WATERS 10mL Purge
QLast Update : Tue Oct 20 12:01:30 2015
Response via : Initial Calibration

	Compound	R.T.	QIon	Response	Conc	Units		Dev(Min)
94)	n-Propylbenzene	11.249	91	1720740	52.88	ug/L		98
95)	2-Chlorotoluene	11.310	91	1015839	53.90	ug/L		98
96)	3-Chlorotoluene	11.365	91	1049896	52.90	ug/L		98
97)	4-Chlorotoluene	11.402	91	1218565	54.34	ug/L		92
98)	1,3,5-Trimethylbenzene	11.402	105	1244884	54.73	ug/L		99
99)	tert-Butylbenzene	11.670	119	1081722	52.20	ug/L		98
100)	1,2,4-Trimethylbenzene	11.707	105	1287161	54.71	ug/L		99
101)	3,4-Dichlorobenzotrifl...	11.768	214	342138	47.43	ug/L		99
102)	sec-Butylbenzene	11.853	105	1525060	51.34	ug/L		100
103)	p-Isopropyltoluene	11.975	119	1399180	57.96	ug/L		98
104)	1,3-Dclbenz	11.932	146	702540	50.84	ug/L		96
105)	1,4-Dclbenz	12.005	146	740856	52.84	ug/L		96
106)	2,4-Dichlorobenzotrifl...	12.060	214	316906	48.80	ug/L		96
107)	2,5-Dichlorobenzotrifl...	12.097	214	356294	47.90	ug/L		98
108)	n-Butylbenzene	12.304	91	1254135	55.79	ug/L		99
109)	1,2-Dclbenz	12.304	146	722272	52.75	ug/L		95
110)	1,2-Dibromo-3-chloropr...	12.926	157	112444	53.54	ug/L	#	87
111)	Trielution Dichlorotol...	13.048	125	1986967	157.66	ug/L		100
112)	1,3,5-Trichlorobenzene	13.103	180	555824	50.38	ug/L		97
113)	Coelution Dichlorotoluene	13.371	125	1525489	108.13	ug/L		93
114)	1,2,4-Tcbenzene	13.584	180	558587	52.94	ug/L		98
115)	Hexachlorobt	13.718	225	240630	51.91	ug/L		93
116)	Naphthalen	13.773	128	1792752	56.64	ug/L		99
117)	1,2,3-Tclbenzene	13.962	180	575856	53.09	ug/L		98
118)	2,4,5-Trichlorotoluene	14.548	159	418957	51.14	ug/L		97
119)	2,3,6-Trichlorotoluene	14.633	159	380195	51.02	ug/L		99

(#) = qualifier out of range (m) = manual integration (+) = signals summed

Quantitation Report (Not Reviewed)

Data Path : I:\ACQUDATA\MSVOA10\DATA\102715\
Data File : F3524.D
Acq On : 27 Oct 2015 9:45 pm
Operator : F. Naegler
Sample : R1509047-009DMS|100.0 Inst : MSVOA10
Misc : CBI 13429 T4
ALS Vial : 23 Sample Multiplier: 1

Quant Time: Oct 27 21:59:55 2015
Quant Method : I:\ACQUDATA\MSVOA10\METHODS\W101915.M
Quant Title : MS#10 - 8260B WATERS 10mL Purge
QLast Update : Tue Oct 20 12:01:30 2015
Response via : Initial Calibration

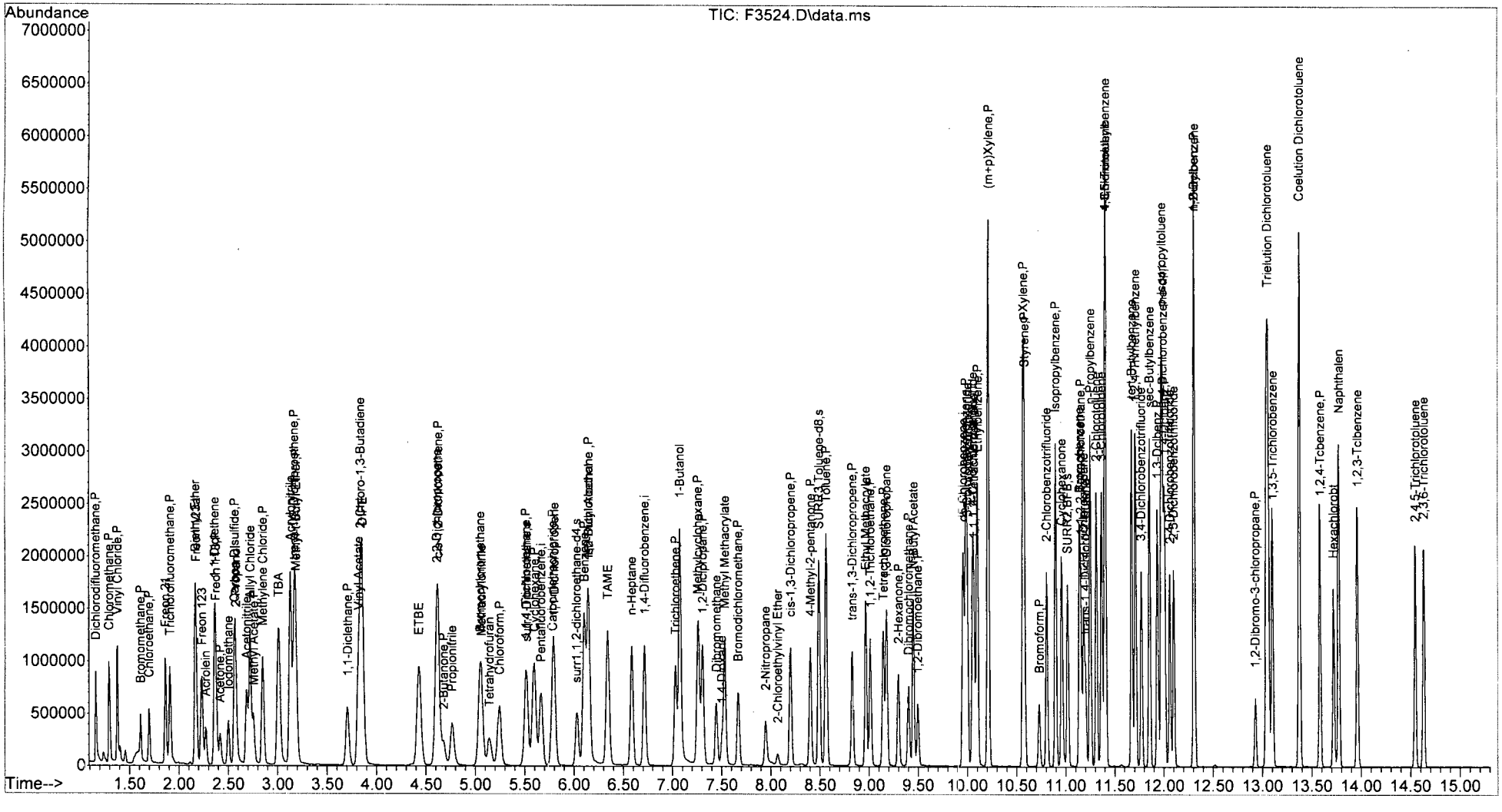

ALS Group USA, Corp. dba ALS Environmental

Analytical Report

Client:	CB&I	**Service Request:**	R1509047
Project:	Textron Wheatfield/Annual Groundwater	**Date Collected:**	10/21/15 1445
Sample Matrix:	Water	**Date Received:**	10/22/15
		Date Analyzed:	10/26/15 21:35
Sample Name:	BAT-89-14(1)-151021	**Units:**	µg/L
Lab Code:	RQ1513317-05	**Basis:**	NA
Run Type:	Matrix Spike		

Volatile Organic Compounds by GC/MS

Analytical Method:	8260C	**Analysis Lot:**	468926
Prep Method:	EPA 5030C		
Data File Name:	I:\ACQUDATA\msvoa10\data\102615\F3467.D\	**Instrument Name:**	R-MS-10
		Dilution Factor:	2

CAS No.	Analyte Name	Result	Q	MRL	MDL	Note
74-87-3	Chloromethane	**83.5**		2.0	0.42	
75-01-4	Vinyl Chloride	**303**		2.0	0.64	
75-00-3	Chloroethane	**112**		2.0	0.48	
74-83-9	Bromomethane	**43.7**		2.0	0.58	
75-35-4	1,1-Dichloroethene	**104**		2.0	1.2	
67-64-1	Acetone	**95.2**		10	2.5	
75-15-0	Carbon Disulfide	**99.5**		2.0	0.44	
75-09-2	Methylene Chloride	**90.0**		2.0	1.2	
156-60-5	trans-1,2-Dichloroethene	**98.9**		2.0	0.66	
75-34-3	1,1-Dichloroethane	**122**		2.0	0.40	
156-59-2	cis-1,2-Dichloroethene	**201**		2.0	0.60	
78-93-3	2-Butanone (MEK)	**98.7**		10	1.7	
67-66-3	Chloroform	**96.5**		2.0	0.50	
71-55-6	1,1,1-Trichloroethane	**104**		2.0	0.72	
56-23-5	Carbon Tetrachloride	**98.3**		2.0	0.90	
71-43-2	Benzene	**98.5**		2.0	0.40	
107-06-2	1,2-Dichloroethane	**106**		2.0	0.72	
79-01-6	Trichloroethene	**98.6**		2.0	0.44	
78-87-5	1,2-Dichloropropane	**105**		2.0	0.40	
75-27-4	Bromodichloromethane	**104**		2.0	0.64	
10061-01-5	cis-1,3-Dichloropropene	**106**		2.0	0.48	
108-10-1	4-Methyl-2-pentanone (MIBK)	**107**		10	1.4	
108-88-3	Toluene	**99.1**		2.0	0.40	
10061-02-6	trans-1,3-Dichloropropene	**107**		2.0	0.40	
79-00-5	1,1,2-Trichloroethane	**94.6**		2.0	0.68	
127-18-4	Tetrachloroethene	**92.9**		2.0	0.60	
591-78-6	2-Hexanone	**98.5**		10	3.4	
124-48-1	Dibromochloromethane	**103**		2.0	0.62	
108-90-7	Chlorobenzene	**92.5**		2.0	0.58	
100-41-4	Ethylbenzene	**96.5**		2.0	0.40	
179601-23-1	m,p-Xylenes	**190**		4.0	0.66	
95-47-6	o-Xylene	**96.0**		2.0	0.40	
100-42-5	Styrene	**95.9**		2.0	0.40	
75-25-2	Bromoform	**96.3**		2.0	0.84	
79-34-5	1,1,2,2-Tetrachloroethane	**97.9**		2.0	0.50	

ALS Group USA, Corp. dba ALS Environmental

Analytical Report

Client:	CB&I	**Service Request:**	R1509047
Project:	Textron Wheatfield/Annual Groundwater	**Date Collected:**	10/21/15 1445
Sample Matrix:	Water	**Date Received:**	10/22/15
		Date Analyzed:	10/26/15 21:35
Sample Name:	BAT-89-14(1)-151021	**Units:**	µg/L
Lab Code:	RQ1513317-05	**Basis:**	NA
Run Type:	Matrix Spike		

Volatile Organic Compounds by GC/MS

Analytical Method:	8260C	**Analysis Lot:**	468926
Prep Method:	EPA 5030C		
Data File Name:	I:\ACQUDATA\msvoa10\data\102615\F3467.D\	**Instrument Name:**	R-MS-10
		Dilution Factor:	2

CAS No.	Analyte Name	Result	Q	MRL	MDL	Note

Surrogate Name	%Rec	Control Limits	Date Analyzed	Q
4-Bromofluorobenzene	106	85-122	10/26/15 21:35	
Toluene-d8	106	87-121	10/26/15 21:35	
Dibromofluoromethane	105	89-119	10/26/15 21:35	

Quantitation Report (QT Reviewed)

Data Path : I:\ACQUDATA\msvoa10\data\102615\
Data File : F3467.D
Acq On : 26 Oct 2015 9:35 pm
Operator : F. Naegler
Sample : R1509047-011MS|2.0 Inst : MSVOA10
Misc : CBI 13429 T4
ALS Vial : 25 Sample Multiplier: 1

FJ 10/30/15

Quant Time: Oct 30 12:04:11 2015
Quant Method : I:\ACQUDATA\MSVOA10\METHODS\W101915.M
Quant Title : MS#10 - 8260B WATERS 10mL Purge
QLast Update : Tue Oct 20 12:01:30 2015
Response via : Initial Calibration

Compound	R.T.	QIon	Response	Conc	Units	Dev(Min)
Internal Standards						
1) Pentafluorobenzene	5.665	168	656541	50.00	ug/L	0.00
41) 1,4-Difluorobenzene	6.714	114	939134	50.00	ug/L	0.00
70) d5-Chlorobenzene	9.957	117	872547	50.00	ug/L	0.00
90) 1,4-Dichlorobenzene-d4	11.987	152	463328	50.00	ug/L	0.00
System Monitoring Compounds						
43) surr4,Dibrflmethane	5.519	113	301091	52.26	ug/L	0.00
Spiked Amount 50.000	Range 89 - 119		Recovery = 104.52%			
46) surr1,1,2-dichloroetha...	6.025	65	438236	56.56	ug/L	0.00
Spiked Amount 50.000	Range 73 - 125		Recovery = 113.12%			
64) SURR3,Toluene-d8	8.488	98	1133827	52.99	ug/L	0.00
Spiked Amount 50.000	Range 87 - 121		Recovery = 105.98%			
69) SURR2,BFB	11.018	95	452715	52.98	ug/L	0.00
Spiked Amount 50.000	Range 85 - 122		Recovery = 105.96%			
Target Compounds						Qvalue
2) Dichlorodifluoromethane	1.160	85	431169	45.66	ug/L	96
3) Chloromethane	1.294	50	660543	41.76	ug/L	97
4) Vinyl Chloride	1.379	62	1663634	151.74	ug/L	85
5) Bromomethane	1.611	94	106898	21.87	ug/L	99
6) Chloroethane	1.696	64	305015	55.90	ug/L	93
7) Freon 21	1.861	67	709601	56.04	ug/L	99
8) Trichlorofluoromethane	1.910	101	505986	53.76	ug/L	99
9) Diethyl Ether	2.166	59	385848	50.64	ug/L	89
10) Freon 123a	2.172	67	417925	53.33	ug/L	98
11) Freon 123	2.227	83	398561	49.07	ug/L	96
12) Acrolein	2.269	56	148926	65.57	ug/L	100
13) 1,1-Diclethene	2.361	96	271902	52.08	ug/L	97
14) Freon 113	2.373	101	268890	46.12	ug/L	93
15) Acetone	2.416	43	281903	47.62	ug/L	99
16) 2-Propanol	2.574	45	1097994	964.08	ug/L	97
17) Iodomethane	2.501	142	355856	42.75	ug/L	98
18) Carbon Disulfide	2.562	76	761198	49.76	ug/L	99
19) Acetonitrile	2.684	40	364496m	251.54	ug/L	
20) Allyl Chloride	2.721	76	147165	49.23	ug/L #	88
21) Methyl Acetate	2.751	43	561573	46.28	ug/L	97
22) Methylene Chloride	2.849	84	306994	44.98	ug/L	92
23) TBA	3.013	59	1409395	1013.08	ug/L	93
24) Acrylonitrile	3.129	53	1421049	256.58	ug/L	95
25) Methyl-t-Butyl Ether	3.178	73	1075754	50.47	ug/L	100
26) trans-1,2-Dichloroethene	3.166	96	292251	49.45	ug/L	96
27) 1,1-Diclethane	3.702	63	744393	60.82	ug/L	96
28) Vinyl Acetate	3.818	86	67470	48.12	ug/L #	91
29) DIPE	3.855	45	1670123	47.44	ug/L	96
30) 2-Chloro-1,3-Butadiene	3.836	53	688395	46.68	ug/L	97
31) ETBE	4.428	59	1052421	46.11	ug/L	99
32) 2,2-Dichloropropane	4.604	77	277479	43.13	ug/L	94
33) cis-1,2-Dichloroethene	4.617	96	666861	100.36	ug/L	97
34) 2-Butanone	4.678	43	415103	49.37	ug/L	98
35) Propionitrile	4.769	54	578622	257.74	ug/L	100

Data Path : I:\ACQUDATA\msvoa10\data\102615\
Data File : F3467.D
Acq On : 26 Oct 2015 9:35 pm
Operator : F. Naegler
Sample : R1509047-011MS|2.0 Inst : MSVOA10
Misc : CBI 13429 T4
ALS Vial : 25 Sample Multiplier: 1

Quant Time: Oct 30 12:04:11 2015
Quant Method : I:\ACQUDATA\MSVOA10\METHODS\W101915.M
Quant Title : MS#10 - 8260B WATERS 10mL Purge
QLast Update : Tue Oct 20 12:01:30 2015
Response via : Initial Calibration

Compound	R.T.	QIon	Response	Conc	Units	Dev(Min)
36) Bromochloromethane	5.049	130	208844	46.82	ug/L	93
37) Methacrylonitrile	5.062	67	208574	51.28	ug/L	91
38) Tetrahydrofuran	5.141	42	280513	51.41	ug/L	98
39) Chloroform	5.238	83	530159	48.24	ug/L	98
40) 1,1,1-Trichloroethane	5.513	97	433185	52.07	ug/L	94
42) Cyclohexane	5.592	41	485175	48.63	ug/L	97
44) Carbontetrachloride	5.787	121	104927	49.14	ug/L	97
45) 1,1-Dichloropropene	5.799	75	425896	51.97	ug/L	95
47) Benzene	6.104	78	1232408	49.23	ug/L	95
48) 1,2-Dichloroethane	6.147	62	561491	52.80	ug/L	95
49) Iso-Butyl Alcohol	6.147	43	843617	1055.38	ug/L	98
50) TAME	6.342	73	864655	47.83	ug/L	97
51) n-Heptane	6.586	43	646220	48.36	ug/L	94
52) 1-Butanol	7.073	56	1057020	2683.79	ug/L	96
53) Trichloroethene	7.031	130	317499	49.32	ug/L	97
54) Methylcyclohexane	7.262	55	546462	48.78	ug/L	96
55) 1,2-Diclpropane	7.305	63	386218	52.34	ug/L	96
56) Dibromomethane	7.445	93	214419	53.36	ug/L	90
57) 1,4-Dioxane	7.506	88	152045	949.94	ug/L	93
58) Methyl Methacrylate	7.531	69	300945	51.93	ug/L	94
59) Bromodichloromethane	7.671	83	383211	52.01	ug/L	97
60) 2-Nitropropane	7.945	41	207658	116.42	ug/L	89
62) cis-1,3-Dichloropropene	8.201	75	471097	52.96	ug/L	95
63) 4-Methyl-2-pentanone	8.402	43	833792	53.25	ug/L	99
65) Toluene	8.561	91	1274336	49.56	ug/L	97
66) trans-1,3-Dichloropropene	8.829	75	412687	53.50	ug/L	96
67) Ethyl Methacrylate	8.963	69	510206	53.71	ug/L	92
68) 1,1,2-Trichlorocthane	9.012	97	284856	47.31	ug/L	90
71) Tetrachloroethene	9.140	164	250468	46.43	ug/L	97
72) 2-Hexanone	9.299	43	610775	49.26	ug/L	95
73) 1,3-Dichloropropane	9.177	76	543433	49.83	ug/L	92
74) Dibromochloromethane	9.402	129	310518	51.28	ug/L	95
75) N-Butyl Acetate	9.451	43	1046989	48.79	ug/L	96
76) 1,2-Dibromoethane	9.494	107	313445	51.47	ug/L	98
77) 3-Chlorobenzotrifluoride	10.000	180	480087	45.85	ug/L	96
78) Chlorobenzene	9.981	112	850818	46.26	ug/L	96
79) 4-Chlorobenzotrifluoride	10.055	180	421614	47.33	ug/L	97
80) 1,1,1,2-Tetrachloroethane	10.067	131	281324	47.39	ug/L	99
81) Ethylbenzene	10.103	106	448268	48.23	ug/L	96
82) (m+p)Xylene	10.213	106	1128670	94.98	ug/L	95
83) o-Xylene	10.567	106	565650	47.99	ug/L	99
84) Styrene	10.579	104	973160	47.95	ug/L	98
85) Bromoform	10.731	173	212346	48.13	ug/L	96
86) 2-Chlorobenzotrifluoride	10.811	180	478558	46.12	ug/L	97
87) Isopropylbenzene	10.896	105	1458143	47.39	ug/L	99
88) Cyclohexanone	10.957	55	671429	333.16	ug/L	98
89) trans-1,4-Dichloro-2-B...	11.201	53	135136	39.00	ug/L	96
91) 1,1,2,2-Tetrachloroethane	11.152	83	458605	48.93	ug/L	98
92) Bromobenzene	11.140	156	375534	48.33	ug/L	98
93) 1,2,3-Trichloropropane	11.182	110	147723	48.61	ug/L	93
94) n-Propylbenzene	11.249	91	1732873	49.99	ug/L	99

Data Path : I:\ACQUDATA\msvoa10\data\102615\
Data File : F3467.D
Acq On : 26 Oct 2015 9:35 pm
Operator : F. Naegler
Sample : R1509047-011MS|2.0 Inst : MSVOA10
Misc : CBI 13429 T4
ALS Vial : 25 Sample Multiplier: 1

Quant Time: Oct 30 12:04:11 2015
Quant Method : I:\ACQUDATA\MSVOA10\METHODS\W101915.M
Quant Title : MS#10 - 8260B WATERS 10mL Purge
QLast Update : Tue Oct 20 12:01:30 2015
Response via : Initial Calibration

	Compound	R.T.	QIon	Response	Conc	Units		Dev(Min)
95)	2-Chlorotoluene	11.310	91	1031396	51.37	ug/L		97
96)	3-Chlorotoluene	11.365	91	1083559	51.25	ug/L		96
97)	4-Chlorotoluene	11.402	91	1198315	50.16	ug/L		94
98)	1,3,5-Trimethylbenzene	11.402	105	1255387	51.81	ug/L		100
99)	tert-Butylbenzene	11.670	119	1088473	49.31	ug/L		99
100)	1,2,4-Trimethylbenzene	11.707	105	1292965	51.59	ug/L		99
101)	3,4-Dichlorobenzotrifl...	11.768	214	348761	45.38	ug/L		96
102)	sec-Butylbenzene	11.853	105	1524940	48.19	ug/L		100
103)	p-Isopropyltoluene	11.975	119	1360377	52.90	ug/L		100
104)	1,3-Dclbenz	11.932	146	713651	48.48	ug/L		97
105)	1,4-Dclbenz	12.005	146	729857	48.86	ug/L		98
106)	2,4-Dichlorobenzotrifl...	12.060	214	327631	47.35	ug/L		98
107)	2,5-Dichlorobenzotrifl...	12.097	214	370661	46.78	ug/L		94
108)	n-Butylbenzene	12.304	91	1255719	52.43	ug/L		99
109)	1,2-Dclbenz	12.310	146	714423	48.98	ug/L		98
110)	1,2-Dibromo-3-chloropr...	12.926	157	105533	48.03	ug/L	#	80
111)	Trielution Dichlorotol...	13.048	125	2066443	153.91	ug/L		99
112)	1,3,5-Trichlorobenzene	13.103	180	567661	48.29	ug/L		99
113)	Coelution Dichlorotoluene	13.371	125	1569480	104.42	ug/L		95
114)	1,2,4-Tcbenzene	13.584	180	568630	50.58	ug/L		99
115)	Hexachlorobt	13.718	225	243409	49.29	ug/L		94
116)	Naphthalen	13.773	128	1803054	53.48	ug/L		99
117)	1,2,3-Tclbenzene	13.962	180	559903	48.45	ug/L		97
118)	2,4,5-Trichlorotoluene	14.548	159	447014	51.21	ug/L		97
119)	2,3,6-Trichlorotoluene	14.633	159	398377	50.19	ug/L		96

(#) = qualifier out of range (m) = manual integration (+) = signals summed

Quantitation Report (Qedit)

Data Path : I:\ACQUDATA\msvoa10\data\102615\
Data File : F3467.D
Acq On : 26 Oct 2015 9:35 pm
Operator : F. Naegler
Sample : R1509047-011MS|2.0 Inst : MSVOA10
Misc : CBI 13429 T4
ALS Vial : 25 Sample Multiplier: 1

Quant Time: Oct 26 21:49:33 2015
Quant Method : I:\ACQUDATA\MSVOA10\METHODS\W101915.M
Quant Title : MS#10 - 8260B WATERS 10mL Purge
QLast Update : Tue Oct 20 12:01:30 2015
Response via : Initial Calibration

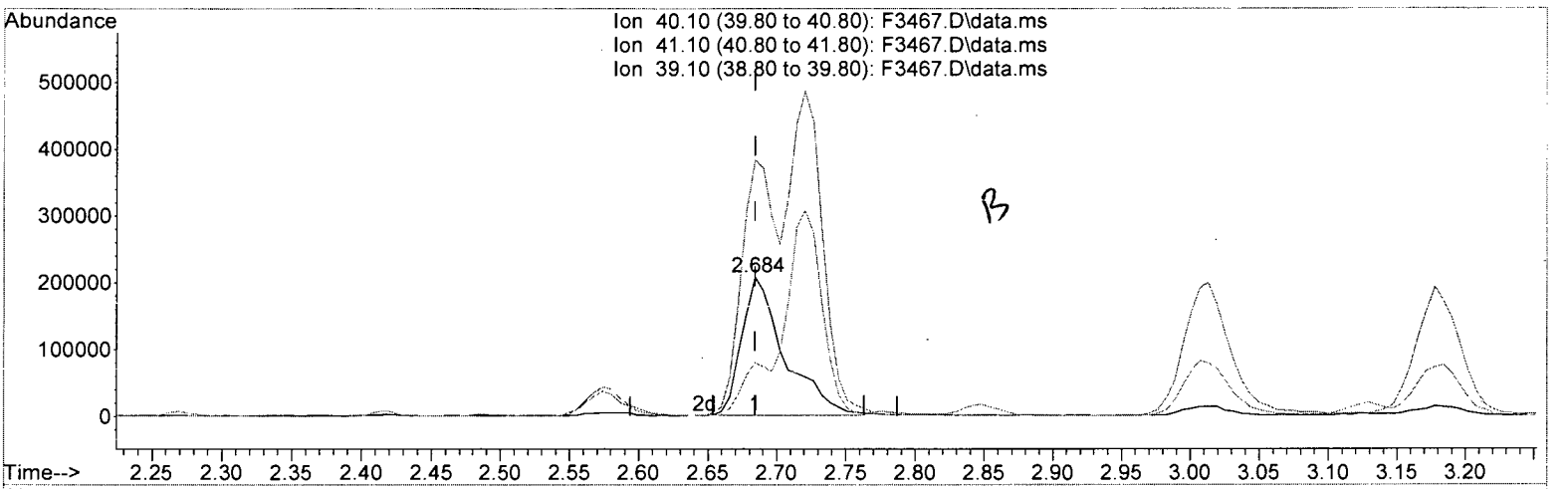

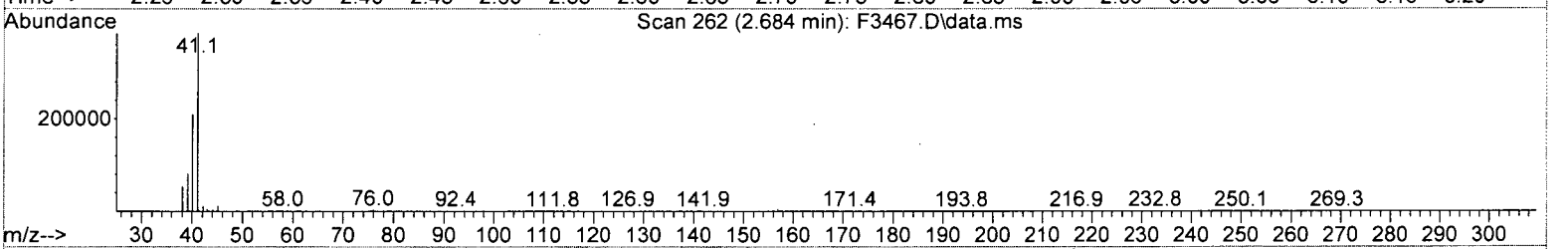

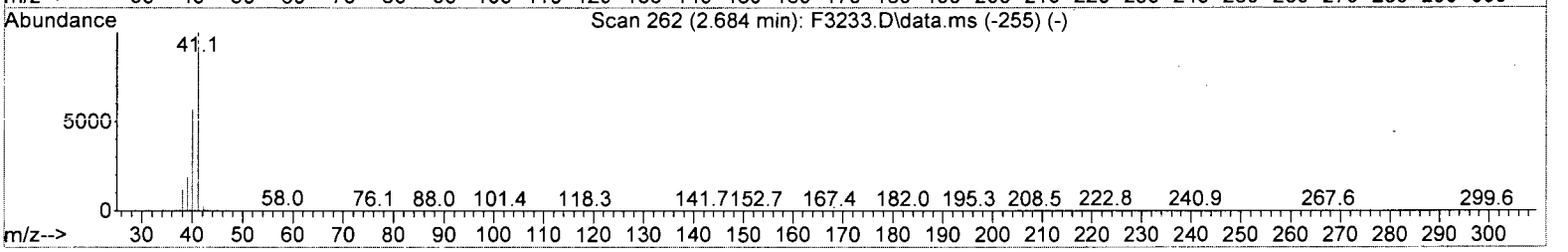

TIC: F3467.D\data.ms

(19) Acetonitrile

2.684min (-0.000) 310.94 ug/L

response 450568

Ion	Exp%	Act%
40.10	100	100
41.10	176.40	184.29
39.10	34.00	38.56
0.00	0.00	0.00

Quantitation Report (Qedit)

Data Path : I:\ACQUDATA\msvoa10\data\102615\
Data File : F3467.D
Acq On : 26 Oct 2015 9:35 pm
Operator : F. Naegler
Sample : R1509047-011MS|2.0 Inst : MSVOA10
Misc : CBI 13429 T4
ALS Vial : 25 Sample Multiplier: 1

Quant Time: Oct 26 21:49:33 2015
Quant Method : I:\ACQUDATA\MSVOA10\METHODS\W101915.M
Quant Title : MS#10 - 8260B WATERS 10mL Purge
QLast Update : Tue Oct 20 12:01:30 2015
Response via : Initial Calibration

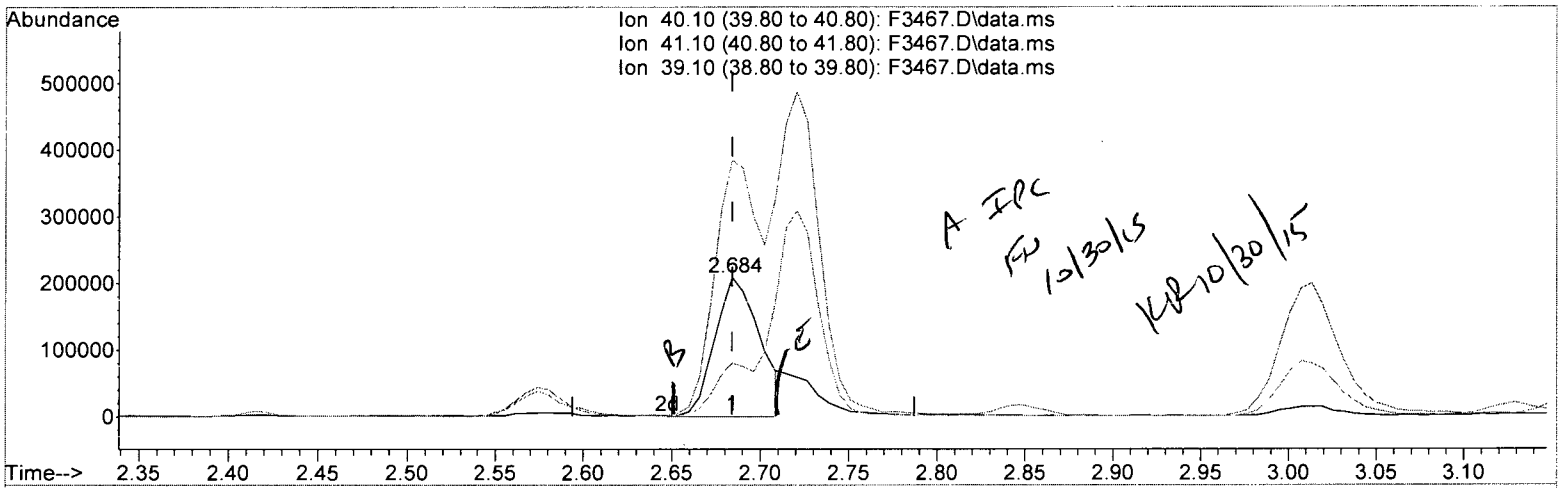

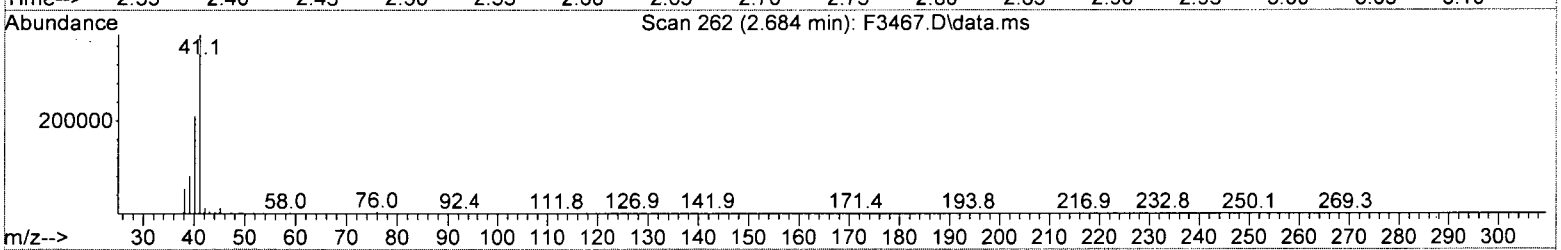

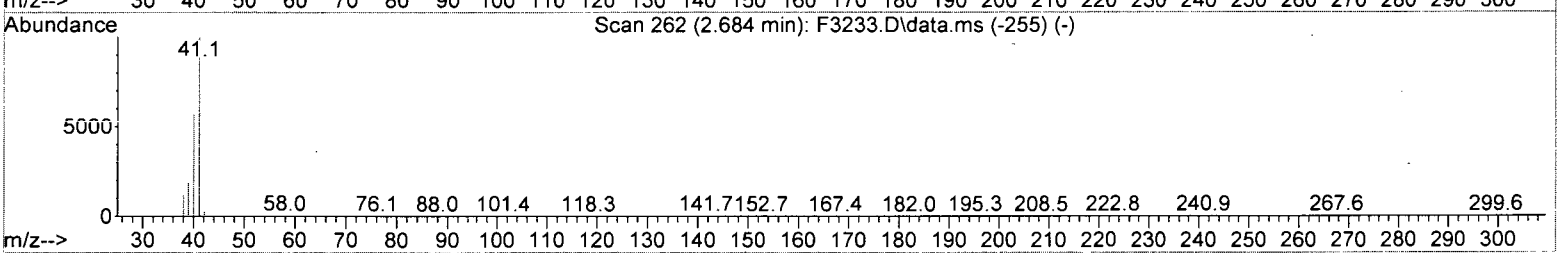

TIC: F3467.D\data.ms

(19) Acetonitrile

2.684min (-0.000) 251.54 ug/L m

response 364496

Ion	Exp%	Act%
40.10	100	100
41.10	176.40	184.29
39.10	34.00	38.56
0.00	0.00	0.00

Quantitation Report (QT Reviewed)

Data Path : I:\ACQUDATA\msvoa10\data\102615\
Data File : F3467.D
Acq On : 26 Oct 2015 9:35 pm
Operator : F. Naegler
Sample : R1509047-011MS|2.0 Inst : MSVOA10
Misc : CBI 13429 T4
ALS Vial : 25 Sample Multiplier: 1

Quant Time: Oct 30 12:04:11 2015
Quant Method : I:\ACQUDATA\MSVOA10\METHODS\W101915.M
Quant Title : MS#10 - 8260B WATERS 10mL Purge
QLast Update : Tue Oct 20 12:01:30 2015
Response via : Initial Calibration

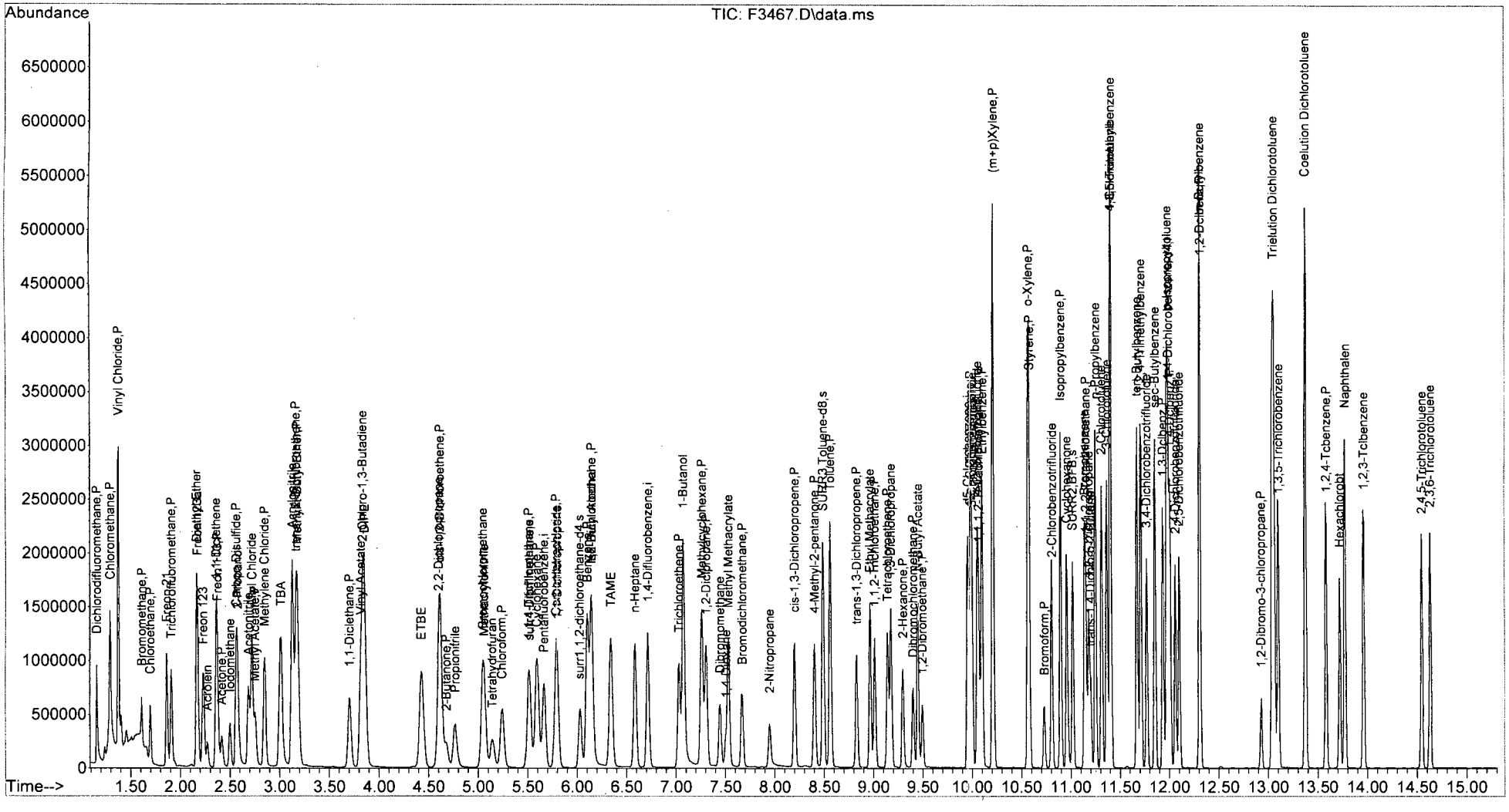

ALS Group USA, Corp. dba ALS Environmental

Analytical Report

Client:	CB&I	**Service Request:**	R1509047
Project:	Textron Wheatfield/Annual Groundwater	**Date Collected:**	10/21/15 1445
Sample Matrix:	Water	**Date Received:**	10/22/15
		Date Analyzed:	10/26/15 21:59
Sample Name:	BAT-89-14(1)-151021	**Units:**	µg/L
Lab Code:	RQ1513317-06	**Basis:**	NA
Run Type:	Duplicate Matrix Spike		

Volatile Organic Compounds by GC/MS

Analytical Method:	8260C	**Analysis Lot:**	468926
Prep Method:	EPA 5030C		
Data File Name:	I:\ACQUDATA\msvoa10\data\102615\F3468.D\	**Instrument Name:**	R-MS-10
		Dilution Factor:	2

CAS No.	Analyte Name	Result	Q	MRL	MDL	Note
74-87-3	Chloromethane	**90.8**		2.0	0.42	
75-01-4	Vinyl Chloride	**323**		2.0	0.64	
75-00-3	Chloroethane	**109**		2.0	0.48	
74-83-9	Bromomethane	**43.4**		2.0	0.58	
75-35-4	1,1-Dichloroethene	**110**		2.0	1.2	
67-64-1	Acetone	**104**		10	2.5	
75-15-0	Carbon Disulfide	**115**		2.0	0.44	
75-09-2	Methylene Chloride	**97.1**		2.0	1.2	
156-60-5	trans-1,2-Dichloroethene	**107**		2.0	0.66	
75-34-3	1,1-Dichloroethane	**126**		2.0	0.40	
156-59-2	cis-1,2-Dichloroethene	**210**		2.0	0.60	
78-93-3	2-Butanone (MEK)	**109**		10	1.7	
67-66-3	Chloroform	**104**		2.0	0.50	
71-55-6	1,1,1-Trichloroethane	**114**		2.0	0.72	
56-23-5	Carbon Tetrachloride	**112**		2.0	0.90	
71-43-2	Benzene	**101**		2.0	0.40	
107-06-2	1,2-Dichloroethane	**109**		2.0	0.72	
79-01-6	Trichloroethene	**105**		2.0	0.44	
78-87-5	1,2-Dichloropropane	**104**		2.0	0.40	
75-27-4	Bromodichloromethane	**111**		2.0	0.64	
10061-01-5	cis-1,3-Dichloropropene	**110**		2.0	0.48	
108-10-1	4-Methyl-2-pentanone (MIBK)	**110**		10	1.4	
108-88-3	Toluene	**103**		2.0	0.40	
10061-02-6	trans-1,3-Dichloropropene	**112**		2.0	0.40	
79-00-5	1,1,2-Trichloroethane	**102**		2.0	0.68	
127-18-4	Tetrachloroethene	**94.8**		2.0	0.60	
591-78-6	2-Hexanone	**102**		10	3.4	
124-48-1	Dibromochloromethane	**108**		2.0	0.62	
108-90-7	Chlorobenzene	**96.2**		2.0	0.58	
100-41-4	Ethylbenzene	**102**		2.0	0.40	
179601-23-1	m,p-Xylenes	**194**		4.0	0.66	
95-47-6	o-Xylene	**97.2**		2.0	0.40	
100-42-5	Styrene	**99.0**		2.0	0.40	
75-25-2	Bromoform	**101**		2.0	0.84	
79-34-5	1,1,2,2-Tetrachloroethane	**104**		2.0	0.50	

ALS Group USA, Corp. dba ALS Environmental

Analytical Report

Client:	CB&I	**Service Request:**	R1509047
Project:	Textron Wheatfield/Annual Groundwater	**Date Collected:**	10/21/15 1445
Sample Matrix:	Water	**Date Received:**	10/22/15
		Date Analyzed:	10/26/15 21:59
Sample Name:	BAT-89-14(1)-151021	**Units:**	µg/L
Lab Code:	RQ1513317-06	**Basis:**	NA
Run Type:	Duplicate Matrix Spike		

Volatile Organic Compounds by GC/MS

Analytical Method:	8260C	**Analysis Lot:**	468926
Prep Method:	EPA 5030C		
Data File Name:	I:\ACQUDATA\msvoa10\data\102615\F3468.D\	**Instrument Name:**	R-MS-10
		Dilution Factor:	2

CAS No.	Analyte Name	Result	Q	MRL	MDL	Note

Surrogate Name	%Rec	Control Limits	Date Analyzed	Q
4-Bromofluorobenzene	101	85-122	10/26/15 21:59	
Toluene-d8	105	87-121	10/26/15 21:59	
Dibromofluoromethane	106	89-119	10/26/15 21:59	

Quantitation Report (QT Reviewed)

Data Path : I:\ACQUDATA\msvoa10\data\102615\
Data File : F3468.D
Acq On : 26 Oct 2015 9:59 pm
Operator : F. Naegler
Sample : R1509047-011DMS|2.0 Inst : MSVOA10
Misc : CBI 13429 T4
ALS Vial : 26 Sample Multiplier: 1

Quant Time: Oct 30 12:05:56 2015
Quant Method : I:\ACQUDATA\MSVOA10\METHODS\W101915.M
Quant Title : MS#10 - 8260B WATERS 10mL Purge
QLast Update : Tue Oct 20 12:01:30 2015
Response via : Initial Calibration

FV 12/3/15

Compound	R.T.	QIon	Response	Conc	Units	Dev(Min)
Internal Standards						
1) Pentafluorobenzene	5.665	168	660300	50.00	ug/L	0.00
41) 1,4-Difluorobenzene	6.714	114	972212	50.00	ug/L	0.00
70) d5-Chlorobenzene	9.957	117	896375	50.00	ug/L	0.00
90) 1,4-Dichlorobenzene-d4	11.987	152	482064	50.00	ug/L	0.00
System Monitoring Compounds						
43) surr4,Dibrflmethane	5.519	113	316664	53.10	ug/L	0.00
Spiked Amount 50.000	Range 89 - 119		Recovery = 106.20%			
46) surr1,1,2-dichloroetha...	6.031	65	435767	54.32	ug/L	0.00
Spiked Amount 50.000	Range 73 - 125		Recovery = 108.64%			
64) SURR3,Toluene-d8	8.488	98	1157750	52.26	ug/L	0.00
Spiked Amount 50.000	Range 87 - 121		Recovery = 104.52%			
69) SURR2,BFB	11.018	95	447141	50.55	ug/L	0.00
Spiked Amount 50.000	Range 85 - 122		Recovery = 101.10%			
Target Compounds						Qvalue
2) Dichlorodifluoromethane	1.160	85	452581	47.66	ug/L	96
3) Chloromethane	1.294	50	722199	45.40	ug/L	98
4) Vinyl Chloride	1.380	62	1779509	161.39	ug/L	89
5) Bromomethane	1.611	94	106658	21.68	ug/L	94
6) Chloroethane	1.697	64	298282	54.35	ug/L	99
7) Freon 21	1.861	67	768430	60.34	ug/L	98
8) Trichlorofluoromethane	1.910	101	551207	58.23	ug/L	98
9) Diethyl Ether	2.166	59	422556	55.15	ug/L	91
10) Freon 123a	2.172	67	443490	56.27	ug/L	97
11) Freon 123	2.227	83	426986	52.27	ug/L	94
12) Acrolein	2.270	56	174289	76.30	ug/L	99
13) 1,1-Diclethene	2.361	96	289639	55.16	ug/L	99
14) Freon 113	2.373	101	276531	47.16	ug/L	100
15) Acetone	2.416	43	310443	52.14	ug/L	99
16) 2-Propanol	2.574	45	1298229	1105.63	ug/L	97
17) Iodomethane	2.501	142	448974	52.34	ug/L	99
18) Carbon Disulfide	2.562	76	886710	57.63	ug/L	99
19) Acetonitrile	2.684	40	390164m	267.72	ug/L	
20) Allyl Chloride	2.721	76	171412	57.01	ug/L #	72
21) Methyl Acetate	2.751	43	597228	48.94	ug/L	98
22) Methylene Chloride	2.849	84	333226	48.55	ug/L	97
23) TBA	3.013	59	1534243	1084.09	ug/L	97
24) Acrylonitrile	3.129	53	1496194	268.61	ug/L	99
25) Methyl-t-Butyl Ether	3.178	73	1168689	54.52	ug/L	99
26) trans-1,2-Dichloroethene	3.166	96	317271	53.37	ug/L	97
27) 1,1-Diclethane	3.702	63	772932	62.80	ug/L	99
28) Vinyl Acetate	3.812	86	74935	52.79	ug/L #	76
29) DIPE	3.855	45	1848031	52.19	ug/L	99
30) 2-Chloro-1,3-Butadiene	3.836	53	784951	52.93	ug/L	98
31) ETBE	4.428	59	1192394	51.94	ug/L	99
32) 2,2-Dichloropropane	4.605	77	310620	48.01	ug/L	92
33) cis-1,2-Dichloroethene	4.617	96	702665	105.14	ug/L	96
34) 2-Butanone	4.678	43	462422	54.69	ug/L	92
35) Propionitrile	4.769	54	615578	272.64	ug/L	95

Data Path : I:\ACQUDATA\msvoa10\data\102615\
Data File : F3468.D
Acq On : 26 Oct 2015 9:59 pm
Operator : F. Naegler
Sample : R1509047-011DMS|2.0 Inst : MSVOA10
Misc : CBI 13429 T4
ALS Vial : 26 Sample Multiplier: 1

Quant Time: Oct 30 12:05:56 2015
Quant Method : I:\ACQUDATA\MSVOA10\METHODS\W101915.M
Quant Title : MS#10 - 8260B WATERS 10mL Purge
QLast Update : Tue Oct 20 12:01:30 2015
Response via : Initial Calibration

Compound	R.T.	QIon	Response	Conc	Units		Dev(Min)
36) Bromochloromethane	5.050	130	228228	50.88	ug/L		91
37) Methacrylonitrile	5.056	67	214543	52.45	ug/L	#	88
38) Tetrahydrofuran	5.141	42	313174	57.07	ug/L		100
39) Chloroform	5.239	83	573014	51.84	ug/L		94
40) 1,1,1-Trichloroethane	5.513	97	476531	56.96	ug/L		98
42) Cyclohexane	5.598	41	542766	52.55	ug/L		95
44) Carbontetrachloride	5.781	121	123311	55.79	ug/L		92
45) 1,1-Dichloropropene	5.799	75	455650	53.71	ug/L		96
47) Benzene	6.104	78	1302889	50.28	ug/L		95
48) 1,2-Dichloroethane	6.147	62	598461	54.36	ug/L		98
49) Iso-Butyl Alcohol	6.147	43	922507	1103.24	ug/L		98
50) TAME	6.342	73	964407	51.54	ug/L		97
51) n-Heptane	6.586	43	675809	48.85	ug/L		97
52) 1-Butanol	7.074	56	1206757	2896.56	ug/L		99
53) Trichloroethene	7.031	130	349075	52.38	ug/L		96
54) Methylcyclohexane	7.256	55	591043	50.97	ug/L		89
55) 1,2-Diclpropane	7.305	63	398255	52.13	ug/L		99
56) Dibromomethane	7.445	93	219761	52.83	ug/L		88
57) 1,4-Dioxane	7.506	88	162787	982.45	ug/L		93
58) Methyl Methacrylate	7.531	69	328402	54.74	ug/L		91
59) Bromodichloromethane	7.665	83	421841	55.31	ug/L		95
60) 2-Nitropropane	7.945	41	227049	121.79	ug/L		96
62) cis-1,3-Dichloropropene	8.201	75	507292	55.09	ug/L		98
63) 4-Methyl-2-pentanone	8.403	43	892513	55.06	ug/L		99
65) Toluene	8.561	91	1374862	51.65	ug/L		98
66) trans-1,3-Dichloropropene	8.829	75	451229	56.18	ug/L		98
67) Ethyl Methacrylate	8.963	69	563464	56.86	ug/L		87
68) 1,1,2-Trichloroethane	9.012	97	317848	50.99	ug/L		97
71) Tetrachloroethene	9.146	164	262714	47.40	ug/L		91
72) 2-Hexanone	9.299	43	650350	51.06	ug/L		96
73) 1,3-Dichloropropane	9.177	76	571930	51.05	ug/L		95
74) Dibromochloromethane	9.402	129	336339	53.84	ug/L		99
75) N-Butyl Acetate	9.451	43	1147242	51.96	ug/L		97
76) 1,2-Dibromoethane	9.494	107	336520	53.79	ug/L		96
77) 3-Chlorobenzotrifluoride	10.000	180	510872	47.50	ug/L		99
78) Chlorobenzene	9.982	112	909172	48.12	ug/L		97
79) 4-Chlorobenzotrifluoride	10.055	180	459989	50.27	ug/L		96
80) 1,1,1,2-Tetrachloroethane	10.067	131	311871	50.93	ug/L		97
81) Ethylbenzene	10.097	106	487979	51.11	ug/L		92
82) (m+p)Xylene	10.213	106	1187030	97.24	ug/L		93
83) o-Xylene	10.567	106	588662	48.61	ug/L		98
84) Styrene	10.579	104	1032427	49.51	ug/L		99
85) Bromoform	10.731	173	229529	50.35	ug/L		99
86) 2-Chlorobenzotrifluoride	10.805	180	508692	47.72	ug/L		96
87) Isopropylbenzene	10.896	105	1545565	48.90	ug/L		97
88) Cyclohexanone	10.957	55	702178	339.15	ug/L		96
89) trans-1,4-Dichloro-2-B...	11.201	53	137857	38.74	ug/L		94
91) 1,1,2,2-Tetrachloroethane	11.152	83	509127	52.21	ug/L		94
92) Bromobenzene	11.140	156	402723	49.81	ug/L		98
93) 1,2,3-Trichloropropane	11.183	110	163794	51.80	ug/L	#	88
94) n-Propylbenzene	11.250	91	1866270	51.75	ug/L		97

Data Path : I:\ACQUDATA\msvoa10\data\102615\
Data File : F3468.D
Acq On : 26 Oct 2015 9:59 pm
Operator : F. Naegler
Sample : R1509047-011DMS|2.0 Inst : MSVOA10
Misc : CBI 13429 T4
ALS Vial : 26 Sample Multiplier: 1

Quant Time: Oct 30 12:05:56 2015
Quant Method : I:\ACQUDATA\MSVOA10\METHODS\W101915.M
Quant Title : MS#10 - 8260B WATERS 10mL Purge
QLast Update : Tue Oct 20 12:01:30 2015
Response via : Initial Calibration

	Compound	R.T.	QIon	Response	Conc	Units	Dev(Min)
95)	2-Chlorotoluene	11.311	91	1094952	52.42	ug/L	98
96)	3-Chlorotoluene	11.365	91	1142330	51.93	ug/L	99
97)	4-Chlorotoluene	11.402	91	1290503	51.92	ug/L	94
98)	1,3,5-Trimethylbenzene	11.402	105	1327699	52.66	ug/L	100
99)	tert-Butylbenzene	11.670	119	1167139	50.82	ug/L	96
100)	1,2,4-Trimethylbenzene	11.707	105	1381738	52.99	ug/L	98
101)	3,4-Dichlorobenzotrifl...	11.768	214	387325	48.44	ug/L	92
102)	sec-Butylbenzene	11.853	105	1629991	49.51	ug/L	99
103)	p-Isopropyltoluene	11.975	119	1472829	55.04	ug/L	98
104)	1,3-Dclbenz	11.932	146	763542	49.86	ug/L	96
105)	1,4-Dclbenz	12.006	146	763319	49.11	ug/L	92
106)	2,4-Dichlorobenzotrifl...	12.060	214	351700	48.86	ug/L	97
107)	2,5-Dichlorobenzotrifl...	12.097	214	400919	48.63	ug/L	95
108)	n-Butylbenzene	12.304	91	1361313	54.63	ug/L	100
109)	1,2-Dclbenz	12.304	146	773700	50.98	ug/L	99
110)	1,2-Dibromo-3-chloropr...	12.926	157	120495	52.02	ug/L	91
111)	Trielution Dichlorotol...	13.048	125	2216412	158.67	ug/L	99
112)	1,3,5-Trichlorobenzene	13.103	180	614593	50.25	ug/L	98
113)	Coelution Dichlorotoluene	13.377	125	1656005	105.90	ug/L	98
114)	1,2,4-Tcbenzene	13.585	180	607159	51.91	ug/L	97
115)	Hexachlorobt	13.719	225	257825	50.18	ug/L	94
116)	Naphthalen	13.774	128	1899811	54.16	ug/L	99
117)	1,2,3-Tclbenzene	13.962	180	605507	50.36	ug/L	99
118)	2,4,5-Trichlorotoluene	14.548	159	476518	52.47	ug/L	99
119)	2,3,6-Trichlorotoluene	14.633	159	433668	52.51	ug/L	96

(#) = qualifier out of range (m) = manual integration (+) = signals summed

Quantitation Report (Qedit)

Data Path : I:\ACQUDATA\msvoa10\data\102615\
Data File : F3468.D
Acq On : 26 Oct 2015 9:59 pm
Operator : F. Naegler
Sample : R1509047-011DMS|2.0 Inst : MSVOA10
Misc : CBI 13429 T4
ALS Vial : 26 Sample Multiplier: 1

Quant Time: Oct 26 22:13:53 2015
Quant Method : I:\ACQUDATA\MSVOA10\METHODS\W101915.M
Quant Title : MS#10 - 8260B WATERS 10mL Purge
QLast Update : Tue Oct 20 12:01:30 2015
Response via : Initial Calibration

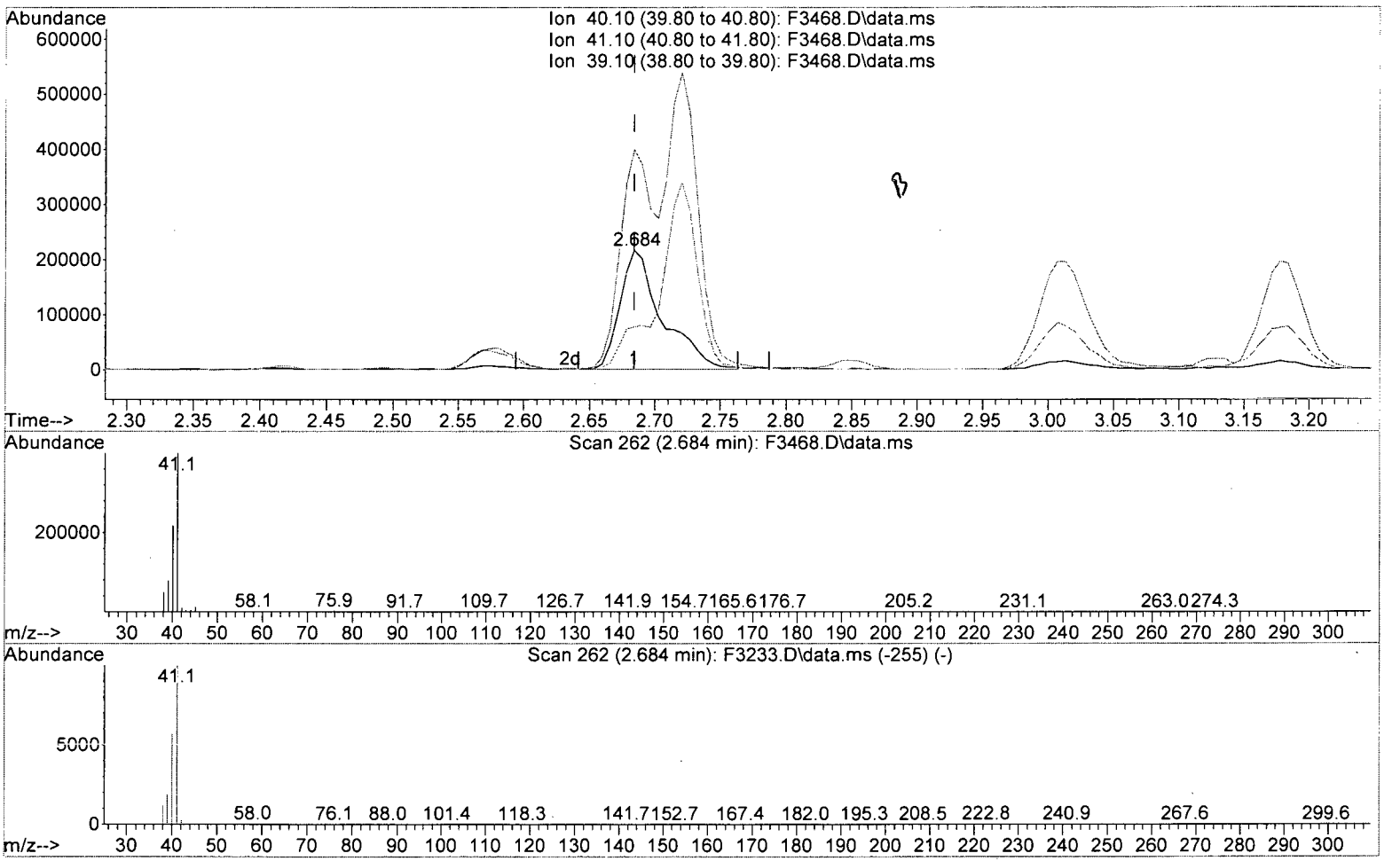

TIC: F3468.D\data.ms

(19) Acetonitrile

2.684min (+0.000) 331.50 ug/L

response 483115

Ion	Exp%	Act%
40.10	100	100
41.10	176.40	184.10
39.10	34.00	35.82
0.00	0.00	0.00

Quantitation Report (Qedit)

Data Path : I:\ACQUDATA\msvoa10\data\102615\
Data File : F3468.D
Acq On : 26 Oct 2015 9:59 pm
Operator : F. Naegler
Sample : R1509047-011DMS|2.0 Inst : MSVOA10
Misc : CBI 13429 T4
ALS Vial : 26 Sample Multiplier: 1

Quant Time: Oct 26 22:13:53 2015
Quant Method : I:\ACQUDATA\MSVOA10\METHODS\W101915.M
Quant Title : MS#10 - 8260B WATERS 10mL Purge
QLast Update : Tue Oct 20 12:01:30 2015
Response via : Initial Calibration

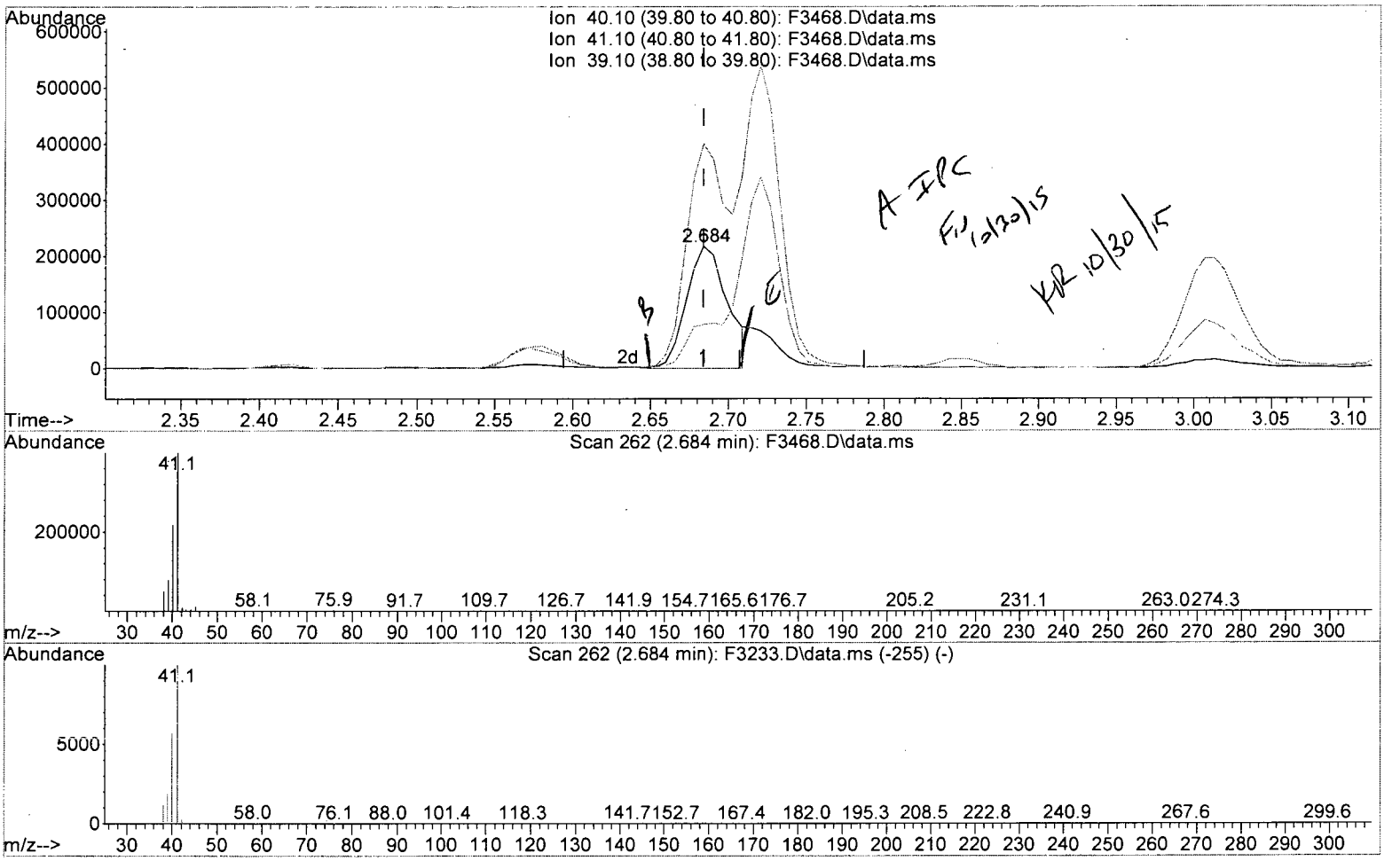

TIC: F3468.D\data.ms

(19) Acetonitrile

2.684min (+0.000) 267.72 ug/L m

response 390164

Ion	Exp%	Act%
40.10	100	100
41.10	176.40	184.10
39.10	34.00	35.82
0.00	0.00	0.00

Quantitation Report (QT Reviewed)

Data Path : I:\ACQUDATA\msvoa10\data\102615\
Data File : F3468.D
Acq On : 26 Oct 2015 9:59 pm
Operator : F. Naegler
Sample : R1509047-011DMS|2.0 Inst : MSVOA10
Misc : CBI 13429 T4
ALS Vial : 26 Sample Multiplier: 1

Quant Time: Oct 30 12:05:56 2015
Quant Method : I:\ACQUDATA\MSVOA10\METHODS\W101915.M
Quant Title : MS#10 - 8260B WATERS 10mL Purge
QLast Update : Tue Oct 20 12:01:30 2015
Response via : Initial Calibration

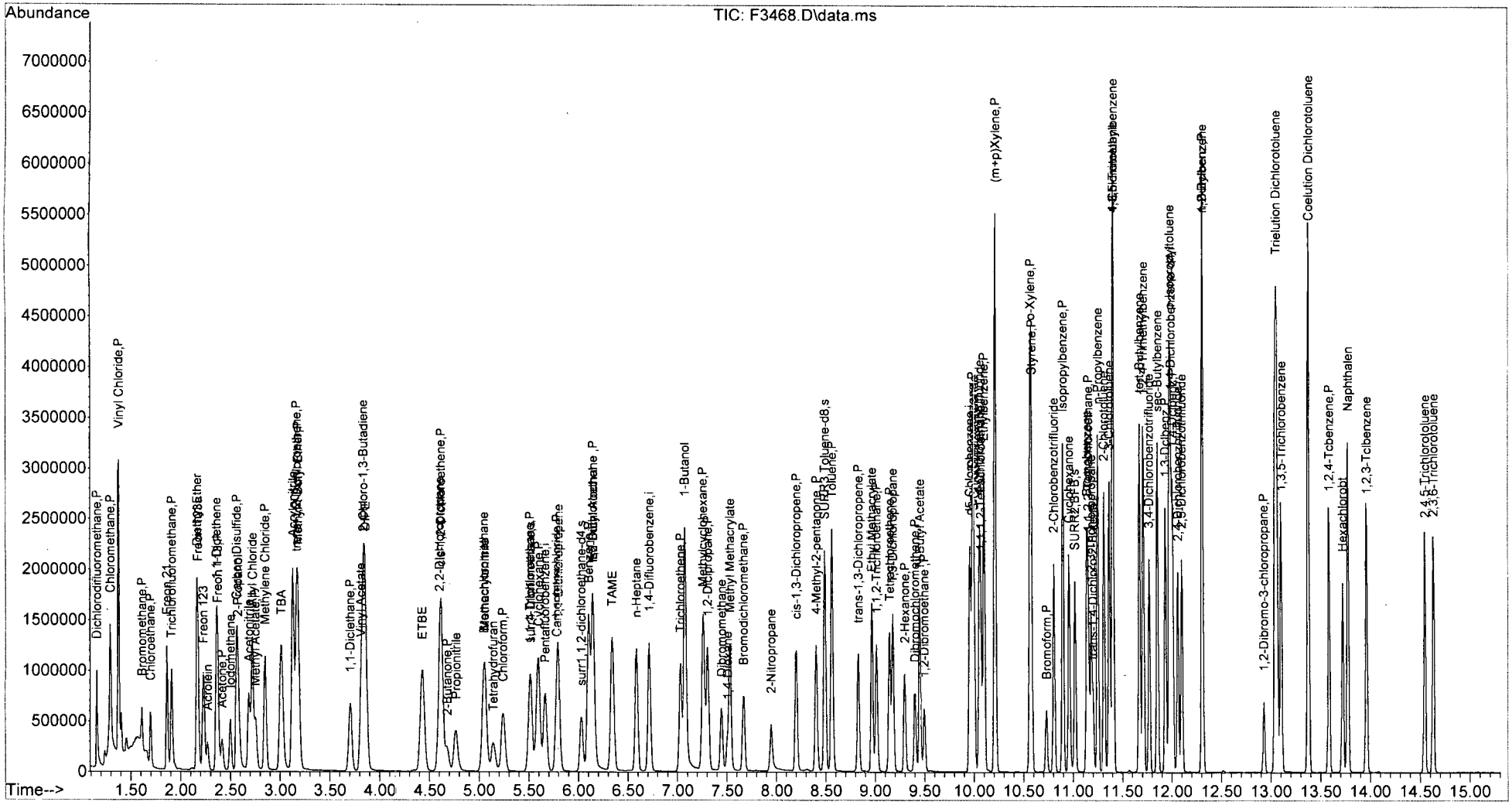

Analysis: 8260C	Analyst: F Naegler	Tune Method:	T101915.M
Date: 10/19/15	Data Path: j:\acqudata\msvoa 10\101915	Run Method:	W101915.M
Instr. MS #10		LIMS Run# :	—

Pos.	Sample	Diln.	Diln. Prep.	Client	RL	Tier	Vial	pH	File#	OK?	Comments
1	BLK								F3225	Y	
1	TUNE								26	Y	
1	ICAL BLK								27	Y	
2	0.5 ppb Std								28	Y	
3	1.0								29	Y	
4	2.0								30	Y	
5	5.0								31	Y	
6	20								32	Y	
7	50								33	Y	
8	100								34	Y	
9	150								35	Y	
10	200								36	Y	
11	BLK								37	Y	
12	BLK								38	Y	
13	50 ppb ICV								39	Y	
14	BLK								40	Y	
15	BLK								41	Y	

WATER ICAL TABLE

CONC (PPB)	0.5	1.0	2.0	5.0	20	50	100	150	200
1° T/G = 85159	10uL/1mL → 5uL/50mL	10uL/50mL	20uL/50mL	50uL/50mL	2uL/50mL	5uL/50mL	10uL/50mL	15uL/50mL	20uL/50mL
1° HSL = 85020	↓	↓	↓	↓	↓	↓	↓	↓	↓
1° Fr = 85160	↓	↓	↓	↓	↓	↓	↓	↓	↓
1° HBO = 85089	↓	↓	↓	↓	↓	↓	↓	↓	↓
1° OCC = 85161	↓	↓	↓	↓	↓	↓	↓	↓	↓

All samples = 5 mL + 5 uL combined IS/Surr. 5 mL purged

Primary :
Primary :
Primary :
Primary :
Primary :

Fr Secondary 200 : 84751 - 12.5uL
T/G Secondary 500 : 85162 - 5uL
HSL Secondary : 85163 -
HBO Secondary : 85057 -
OCC Secondary : 85164 -
50mL (ICV)

Combined IS/Surr : —
Surrogate 50 : 85142
Internal Std 50 : 85141

Analysis: 8260C | Analyst: F. Naegler | Tune Method: T101915.M

Date: 10/23/15 | Data Path: j:\acqudata\msvoa 01\102315 | Run Method: W101915.M

Instr. MS#10 | LIMS Run#: 468624

Pos.	Sample	Diln.	Diln. Prep.	Client	RL	Tier	Vial	pH	File#	OK?	Comments
1	BLK								F3379	Y	
2	TUNE								80	(N)	
2	TUNE								81	Y	
1	CCV								82	Y	
2	LCS								83	Y	
3	MBLK								84	(N)	
4	MBLK								85	Y	RQ1513253-01
5	R1509047-030	1.0		[redacted]	13429	4	1	<2	86	Y	
6	-012	1.0					1	<2	87	Y	
7	-017	1.0					1	<2	88	Y	
8	-001	1.0					1	<2	89	(Y)	Rpt 1/10
9	-002	10.0	5/5mL				1	<2	90	Y	
10	-003	1.0					1	<2	91	Y	
11	-004	5.0	10/5mL				1	<2	92	(N)	Rpt 1/2
12	-005	1.0					1	<2	93	Y	
13	-006	1.0					1	<2	94	Y	
14	-007	1.0					1	<2	95	(Y)	Rpt 1/2
15	-008	1.0					1	<2	96	(Y)	Rpt 1/5
16	-009	25.0	2/5mL				1	<2	97	(Y)	Rpt 1/100
17	-010	1.0					1	<2	98	Y	
18	-013	1.0					1	<2	99	Y	
19	-014	1.0					1	<2	F3000	(Y)	Rpt 1/5
20	-015	5.0	10/5mL				1	<2	01	Y	
21	-016	10.0	5/5mL				1	<2	02	(Y)	Rpt 1/25
22	-018	1.0					1	<2	03	(Y)	Rpt 1/2.5
23	-019	10.0	5/5mL				1	<2	04	(Y)	Rpt 1/5
24	-020	5.0	10/25mL				1	<2	05	(N)	Rpt 1/2
25	-009MS	25.0	2/5mL				1	<2	06	(N)	needs dil
26	-009MSD	25.0	↓	↓	↓	↓	1	<2	07	(N)	↓
			FV 10/23/15								

All samples = 5 mL + 5 uL combined IS/Surr. 5 mL purged

T/G Primary 500 : 85159 - 5mL/5mL

HSL Primary : 85020 -

Fr Primary : 85160 -

HBO Primary : 85089 -

OCC Primary : 85161 - (CCV)

Fr Secondary 200 : 84751 - 5mL

T/G Secondary 500 : 85162 - 2mL

HSL Secondary : 85163 -

HBO Secondary : 85057 -

OCC Secondary : 85164 - (LCS)

5mL − 12.5mL − 5mL → 50 mL (SPK)

Combined IS/Surr : —

Surrogate 50 : 85142

Internal Std 50 : 85144

Analysis: 8260C | Analyst: F.Nagler | Tune Method: T101915.M

Date: 10/26/15 | Data Path: j:\acqudata\msvoa1\1026015 | Run Method: W101915.M

Instr. MS #10 | LIMS Run#: 4689226

Pos.	Sample	Diln.	Diln. Prep.	Client	RL	Tier	Vial	pH	File#	OK?	Comments
1	BLK								F3440	Y	
2	BLK								41	Y	
1	TUNE								42	Y	
1	CCV								43	Y	
2	LCS								44	Y	
3	MBLK								45	(N)	
4	MBLK								46	Y	RQ1513317-01
5	R1509047-011	10.0	5/5mL	[redacted]	13429	4	1	<2	47	(N)	Rpt 1/2
6	-021	10.0	↓				1	<2	48	Y	
7	-022	10.0	↓				1	<2	49	Y	
8	-023	250.0	2/5mL → 5/5mL				1	<2	50	Y	
9	-024	500.0	1/5mL → 5/5mL				1	<2	51	Y	
10	-025	500.0	↓				1	<2	52	Y	
11	-026	1.0					1	<2	53	Y	
12	-027	1.0					1	<2	54	Y	
13	-028	5.0	10/5mL				1	<2	55	(N)	Rpt 1/2
14	-029	1.0					1	<2	56	Y	
15	-001	10.0	5/5mL				2	<2	57	Y	DL
16	-004	2.0	25/5mL				2	<2	58	Y	
17	-007	2.0	↓				2	<2	59	Y	DL
18	-008	5.0	10/5mL				2	<2	60	Y	DL
19	-014	5.0	↓				2	<2	61	Y	DL
20	-016	25.0	2/5mL				2	<2	62	Y	DL
21	-018	2.5	20/5mL				2	<2	63	Y	DL
22	-019	50.0	1/5mL				2	<2	64	Y	DL
23	-020	2.0	25/5mL				2	<2	65	Y	
24	-011	2.0					1	<2	66	Y	
25	-011MS	2.0					2	<2	67	Y	
26	-011MSD	2.0	↓	↓	↓	↓	2	<2	↓ 68	Y	
			FV 10/26/15								

All samples = 5 mL + 5 uL combined IS/Surr. 5 mL purged

T/G Primary 500 : 85159 - 5uL/5mL

HSL Primary : 85020 -

FF Primary : 85160 -

HBO Primary : 85089 -

OCC Primary : 85161 - (ccv)

FF Secondary 200 : 84751 - 5uL

T/G Secondary 500 : 85162 - 2uL

HSL Secondary : 85163 -

HBO Secondary : 85057 -

OCC Secondary : 85164 - (LCS)

5mL

-12 5uL

-5uL

5mL (SPK)

Combined IS/Surr :

Surrogate 50 : 85142

Internal Std 50 : 85141

Runlog-MSVOAr2 9/20/13
Page 1

Analysis: 8260C	Analyst: F. Nagler	Tune Method: ~~T103~~ T101915.M
Date: 10/27/15	Data Path: j:\acqudata\msvoa10\102715	Run Method: W101915.M
Instr. MS #10		LIMS Run#: 469155

Pos.	Sample	Diln.	Diln. Prep.	Client	RL	Tier	Vial	pH	File#	OK?	Comments
1	BLK								F3499	Y	
2	TUNE								F3500	Y	
1	CCV								01	Y	
2	LCS								02	(N)	RT SHIFT
2	LCS								03	Y	
3	MBLK								04	(N)	
4	MBLK								05	Y	RQ1513194-01
5	R1508984-056	1.0		[redacted]	10213	2	1	<2	06	Y	
6	-046	1.0					1	<2	07	Y	
7	-047	1.0					1	<2	08	Y	
8	-048	1.0					1	<2	09	Y	
9	-049	1.0					1	<2	10	Y	
10	-050	1.0					1	<2	11	Y	
11	-052	1.0					1	<2	12	Y	
12	-054	1.0					1	<2	13	Y	
13	-024	1.0					2	<2	14	Y	
14	-031	5.0	10/50mL				2	<2	15	Y	DL
15	R1509149-001	1.0		[redacted]	6693	2	1	<2	16	Y	
16	R1509006-008	1.0		[redacted]	8532	2	2	<2	17	Y	
17	-018	10.0	5/50mL				2	<2	18	Y	DL
18	-019	50.0	1/50mL				2	<2	19	Y	DL
19	-020	10.0	5/50mL				2	<2	20	Y	DL
20	R1509047-028	2.0	25/50mL	[redacted]	13429	4	2	<2	21	Y	
21	-009	100.0	5/50mL → 5/50mL				2	<2	22	Y	DL
22	-009MS	100.0					2	<2	23	Y	
23	-009MSD	100.0					2	<2	24	Y	
24	R1508984-047MS	1.0		[redacted]	10213	2	2	<2	25	Y	
25	-047MSD	1.0					3	<2	26	Y	
26	BLK								27	Y	
27									28	Y	
28									29	Y	
29									30	Y	

All samples = 5 mL + 5 uL combined IS/Surr. 5 mL purged

T/G Primary 500 : 85159 - 5mL | 50mL
HSL Primary : 85020 -
Fr Primary : 85160 -
HBO Primary : 85089 -
OCC Primary : 85161 -
(CCV)

Fr Secondary 200 : 84751 - 5mL
T/G Secondary 500 : 85162 - 2mL
HSL Secondary : 85163 -
HBO Secondary : 85057 -
OCC Secondary : 85164 -
50mL (LCS)

-12.5mL
-5mL
50mL (S/K)

Combined IS/Surr : —
Surrogate 50 : 85142
Internal Std 50 : 85141

Appendix E

Historical Sampling Results

Appendix E
Historical Sampling Results

NOTES:

U: Below Practical Quantitation Limit (PQL).
Bold: Analyte detected at given concentration.

Refer to the groundwater monitoring reports for each sampling event for complete laboratory results, including qualifiers (Appendix D - ALS, Inc. Analytical Report).

WELL NUMBER 87-01(0)
ANALYTICAL SAMPLING RESULTS
(Concentrations in µg/L)

ANALYTE	Jan-95	Feb-96	Oct-96	Oct-97	Oct-00	Oct-02	Oct-04	Oct-06	Oct-08	Oct-10	AVG
CHLOROMETHANE	0.5 U	0.5 U	0.5 U	0.5 U	1 U	1 U	1 U	1 U	1 U	0.35 U	0.0
VINYL CHLORIDE	0.5 U	0.5 U	0.5 U	0.5 U	1 U	1 U	1 U	1 U	1 U	0.90 U	0.0
CHLOROETHANE	0.5 U	0.5 U	0.5 U	0.5 U	1 U	2 U	1 U	1 U	1 U	0.32 U	0.0
BROMOMETHANE	0.5 U	0.5 U	0.5 U	0.5 U	1 U	1 U	1 U	1 U	1 U	0.69 U	0.0
1 1-DICHLOROETHENE	0.5 U	0.5 U	0.5 U	0.5 U	1 U	1 U	1 U	1 U	1 U	0.29 U	0.0
ACETONE	10 U	10 U	10 U	10 U	10 U	10 U	5 U	5 U	5 U	3.0 U	0.0
CARBON DISULFIDE	0.5 U	0.5 U	0.5 U	0.5 U	1 U	1 U	1 U	1 U	1 U	0.19 U	0.0
METHYLENE CHLORIDE	0.5 U	0.5 U	0.5 U	0.5 U	1 U	1 U	1 U	1 U	1 U	0.44 U	0.0
TRANS-1 2-DICHLOROETHENE	0.5 U	0.5 U	0.5 U	0.5 U	1 U	1 U	1 U	1 U	1 U	0.90 U	0.0
1 1-DICHLOROETHANE	0.5 U	0.5 U	0.5 U	0.5 U	1 U	1 U	1 U	1 U	1 U	0.38 U	0.0
CIS-1 2-DICHLOROETHENE	0.5 U	0.5 U	0.5 U	0.5 U	1 U	1 U	1 U	1 U	1 U	0.81 U	0.0
METHYL ETHYL KETONE	10 U	10 U	10 U	10 U	10 U	10 U	5 U	5 U	5 U	1.3 U	0.0
CHLOROFORM	0.5 U	0.5 U	0.5 U	0.5 U	1 U	1 U	1 U	1 U	1 U	0.34 U	0.0
1 1 1-TRICHLOROETHANE	0.5 U	0.5 U	0.5 U	0.5 U	1 U	1 U	1 U	1 U	1 U	0.82 U	0.0
CARBON TETRACHLORIDE	0.5 U	0.5 U	0.5 U	0.5 U	1 U	3 U	1 U	1 U	1 U	0.27 U	0.0
BENZENE	0.5 U	0.5 U	0.5 U	0.5 U	0.7 U	0.7 U	1 U	1 U	1 U	0.41 U	0.0
1 2-DICHLOROETHANE	0.5 U	0.5 U	0.5 U	0.5 U	1 U	1 U	1 U	1 U	1 U	0.21 U	0.0
TRICHLOROETHENE	0.5 U	0.5 U	0.5 U	1	1 U	2 U	1 U	1 U	1 U	0.46 U	0.1
1 2-DICHLOROPROPANE	0.5 U	0.5 U	0.5 U	0.5 U	1 U	1 U	1 U	1 U	1 U	0.72 U	0.0
BROMODICHLOROMETHANE	0.5 U	0.5 U	0.5 U	0.5 U	1 U	1 U	1 U	1 U	1 U	0.39 U	0.0
CIS-1 3-DICHLOROPROPENE	0.5 U	0.5 U	0.5 U	0.5 U	1 U	1 U	1 U	1 U	1 U	0.36 U	0.0
MIBK	10 U	10 U	10 U	10 U	10 U	10 U	5 U	5 U	5 U	2.1 U	0.0
TOLUENE	0.5 U	0.5 U	0.5 U	0.5 U	1 U	1 U	1 U	1 U	1 U	0.51 U	0.0
TRANS-1 3-DICHLOROPROPENE	0.5 U	0.5 U	0.5 U	0.5 U	1 U	1 U	1 U	1 U	1 U	0.37 U	0.0
1 1 2-TRICHLOROETHANE	0.5 U	0.5 U	0.5 U	0.5 U	1 U	1 U	1 U	1 U	1 U	0.23 U	0.0
TETRACHLOROETHENE	0.5 U	0.5 U	0.5 U	0.5 U	1 U	1 U	1 U	1 U	1 U	0.36 U	0.0
2-HEXANONE	10 U	10 U	10 U	10 U	10 U	10 U	5 U	5 U	5 U	1.2 U	0.0
DIBROMOCHLOROMETHANE	0.5 U	0.5 U	0.5 U	0.5 U	1 U	1 U	1 U	1 U	1 U	0.32 U	0.0
CHLOROBENZENE	0.5 U	0.5 U	0.5 U	0.5 U	1 U	1 U	1 U	1 U	1 U	0.75 U	0.0
ETHYLBENZENE	0.5 U	0.5 U	0.5 U	0.5 U	1 U	1 U	1 U	1 U	1 U	0.74 U	0.0
P-XYLENE/M-XYLENE	0.5 U	0.5 U	0.5 U	0.5 U	1 U	1 U	3 U	3 U	3 U	0.66 U	0.0
O-XYLENE	0.5 U	0.5 U	0.5 U	0.5 U	1 U	1 U	1 U	1 U	1 U	0.76 U	0.0
STYRENE	0.5 U	0.5 U	0.5 U	0.5 U	1 U	1 U	1 U	1 U	1 U	0.73 U	0.0
BROMOFORM	0.5 U	0.5 U	0.5 U	0.5 U	1 U	1 U	1 U	1 U	1 U	0.26 U	0.0
1 1 2 2-TETRACHLOROETHANE	0.5 U	1 U	0.5 U	0.5 U	1 U	1 U	1 U	1 U	1 U	0.21 U	0.0

This well was not sampled on the following dates: April, July and October of 1993;
January, April, July and October of 1994; April, July and October 1995; April and July of 1996;
January, April and July of 1997; April and October of 1998; October of 1999, 2001,2003, 2005, 2007,2009, 2011, 2012 and 2013.

WELL NUMBER 87-01(1)
ANALYTICAL SAMPLING RESULTS
(Concentrations in µg/L)

ANALYTE	Jan-95	Feb-96	Oct-96	Oct-97	Oct-98	Oct-00	Oct-02	Oct-04	Oct-06	Oct-08	Oct-10	Nov-12	Oct-14	AVG
CHLOROMETHANE	50 U	100 U	50 U	0.5 U	130 U	130 U	20 U	80 U	1 U	1 U	0.35 U	3.5 U	3.5 U	0.0
VINYL CHLORIDE	201	440	150	170	170	170	460	220	480	210	150	66	96	229.5
CHLOROETHANE	50 U	100 U	50 U	0.5 U	130 U	130 U	40 U	80 U	1 U	1 U	0.32 U	3.2 U	3.2 U	0.0
BROMOMETHANE	50 U	100 U	50 U	0.5 U	130 U	130 U	20 U	80 U	1 U	1 U	0.69 U	6.9 U	6.9 U	0.0
1 1-DICHLOROETHENE	50 U	100 U	50 U	0.5 U	130 U	130 U	20 U	80 U	15	5.8	6.4	2.9 U	2.9 U	2.1
ACETONE	500 U	810	250 U	10 U	630 U	630 U	200 U	400 U	5 U	4.6	3.0 U	30 U	30 U	62.7
CARBON DISULFIDE	50 U	100 U	50 U	0.5 U	130 U	130 U	20 U	80 U	1.4	1.1	0.83	17	1.9 U	1.6
METHYLENE CHLORIDE	842	100 U	50 U	0.5 U	130 U	130 U	20 U	34	730	1 U	0.44 U	4.4 U	4.4 U	123.5
TRANS-1 2-DICHLOROETHENE	50 U	100 U	50 U	5	130 U	130 U	20 U	80 U	27	7	7.3	9.5	9.1	5.0
1 1-DICHLOROETHANE	50 U	100 U	50 U	20	130 U	130 U	97	80 U	28	13	9.9	13	9.7	14.7
CIS-1 2-DICHLOROETHENE	2,130	1,600	920	1,700	1,000	870	8,600	2,100	4,000	2,200	1,700	720	660	2,169.2
METHYL ETHYL KETONE	500 U	810	250 U	10 U	630 U	630 U	200 U	400 U	5 U	5 U	1.3 U	13 U	13 U	62.3
CHLOROFORM	50 U	100 U	50 U	0.5 U	130 U	130 U	20 U	80 U	1.2	1.1	1.4	3.4 U	3.4 U	0.3
1 1 1-TRICHLOROETHANE	145	100 U	58	66	130 U	130 U	530	85	120	56	43	22	17	87.8
CARBON TETRACHLORIDE	50 U	100 U	50 U	0.5 U	130 U	130 U	84	80 U	1 U	1 U	0.27 U	2.7 U	2.7 U	6.5
BENZENE	50 U	100 U	50 U	0.5 U	130 U	18 U	14 U	400 U	1 U	1 U	0.41 U	4.1 U	4.1 U	0.0
1 2-DICHLOROETHANE	50 U	100 U	50 U	0.5 U	130 U	130 U	20 U	80 U	1 U	1 U	0.21 U	2.1 U	2.1 U	0.0
TRICHLOROETHENE	951	100 U	50 U	50	38	130 U	760	190	760	250	150	110	72	256.2
1 2-DICHLOROPROPANE	50 U	100 U	50 U	0.5 U	130 U	130 U	20 U	80 U	1 U	1 U	0.72 U	7.2 U	7.2 U	0.0
BROMODICHLOROMETHANE	50 U	100 U	50 U	0.5 U	130 U	130 U	20 U	80 U	1 U	1 U	0.39 U	3.9 U	3.9 U	0.0
CIS-1 3-DICHLOROPROPENE	50 U	100 U	50 U	0.5 U	130 U	130 U	20 U	80 U	1 U	1 U	0.36 U	3.6 U	3.6 U	0.0
MIBK	500 U	500 U	100 U	10 U	250 U	250 U	200 U	400 U	5 U	5 U	2.1 U	21 U	21 U	0.0
TOLUENE	50 U	100 U	50 U	1	130 U	130 U	20 U	80 U	1	0.58	0.54	5.1 U	5.1 U	0.2
TRANS-1 3-DICHLOROPROPENE	50 U	100 U	50 U	0.5 U	130 U	130 U	20 U	80 U	1 U	1 U	0.37 U	3.7 U	3.7 U	0.0
1 1 2-TRICHLOROETHANE	50 U	100 U	50 U	0.5 U	130 U	130 U	20 U	80 U	1 U	1 U	0.23 U	2.3 U	2.3 U	0.0
TETRACHLOROETHENE	50 U	100 U	50 U	0.5 U	130 U	130 U	20 U	80 U	1.3	1 U	0.36 U	3.6 U	3.6 U	0.1
2-HEXANONE	500 U	500 U	100 U	10 U	250 U	250 U	200 U	400 U	5 U	5 U	1.2 U	12 U	12 U	0.0
DIBROMOCHLOROMETHANE	50 U	100 U	50 U	0.5 U	130 U	130 U	20 U	80 U	1 U	1 U	0.32 U	3.2 U	3.2 U	0.0
CHLOROBENZENE	50 U	100 U	50 U	0.5 U	130 U	130 U	20 U	80 U	1 U	1 U	0.75 U	7.5 U	7.5 U	0.0
ETHYLBENZENE	50 U	100 U	50 U	0.5 U	130 U	130 U	20 U	80 U	1 U	1 U	0.74 U	7.4 U	7.4 U	0.0
P-XYLENE/M-XYLENE	50 U	100 U	50 U	0.6	130 U	130 U	20 U	240 U	3 U	3 U	0.66 U	6.6 U	6.6 U	0.0
O-XYLENE	50 U	100 U	50 U	0.5 U	130 U	130 U	20 U	80 U	0.82	1 U	0.76 U	7.6 U	7.6 U	0.1
STYRENE	50 U	100 U	50 U	0.5 U	130 U	130 U	20 U	80 U	1 U	1 U	0.73 U	7.3 U	7.3 U	0.0
BROMOFORM	50 U	100 U	50 U	0.5 U	130 U	130 U	20 U	80 U	1 U	1 U	0.26 U	2.6 U	2.6 U	0.0
1 1 2 2-TETRACHLOROETHANE	50 U	100 U	50 U	0.5 U	130 U	130 U	20 U	80 U	1 U	1 U	0.21 U	2.1 U	2.1 U	0.0

This well was not sampled on the following dates: April, July and October 1993; January, April, July and October 1994; April, July and October 1995; April and July 1996; January, April and July 1997; April 1998; and October 1999, 2001, 2003, 2005, 2007,2009, 2011, 2013 and 2015.

WELL NUMBER 87-02(1)
ANALYTICAL SAMPLING RESULTS
(Concentrations in µg/L)

ANALYTE	Apr-94	Jul-94	Oct-94	Jan-95	Apr-95	Jul-95	Oct-95	Feb-96	Apr-96	Jul-96	Oct-96	Jan-97	Apr-97	Jul-97	Oct-97	Oct-98	Oct-00	Oct-02	Oct-04	Oct-06	Oct-08	Oct-10	Nov-12	Oct-14	AVG
CHLOROMETHANE	5 U	125 U	125 U	100 U	1,000 U	50 U	25 U	50 U	250 U	25 U	25 U	5 U	0.5 U	0.5 U	25 U	25 U	5 U	1 U	25 U	1 U	1 U	0.35 U	7.0 U	7.0 U	0.0
VINYL CHLORIDE	73	125 U	125 U	252	1,000 U	50 U	25 U	300	250 U	25 U	25 U	8	15	160	25 U	20	5 U	1 U	18	350	280	65	39	42	67.6
CHLOROETHANE	5 U	125 U	125 U	100 U	1,000 U	50 U	25 U	50 U	250 U	25 U	25 U	5 U	0.5 U	0.5 U	25 U	25 U	5 U	2 U	25 U	1 U	1 U	0.32 U	6.4 U	6.4 U	0.0
BROMOMETHANE	5 U	125 U	125 U	100 U	1,000 U	50 U	25 U	50 U	250 U	25 U	25 U	5 U	0.5 U	0.5 U	25 U	25 U	5 U	1 U	25 U	1 U	1 U	0.69 U	14 U	14 U	0.0
1 1-DICHLOROETHENE	5 U	125 U	125 U	100 U	1,000 U	50 U	25 U	50 U	250 U	25 U	25 U	5 U	1	10	25 U	25 U	5 U	1 U	25 U	26	23	8.0	5.8 U	5.8 U	2.8
ACETONE	50 U	1,250 U	1,250 U	1,000 U	10,000 U	500 U	250 U	250 U	1,250 U	125 U	120 U	25 U	10 U	10 U	120 U	130 U	50 U	10 U	120 U	5 U	5 U	3.0 U	60 U	60 U	0.0
CARBON DISULFIDE	5 U	125 U	125 U	100 U	1,000 U	50 U	25 U	50 U	250 U	25 U	25 U	5 U	0.5 U	0.5 U	25 U	25 U	5 U	1 U	25 U	2.4	3.5	0.19 U	3.8 U	3.8 U	0.2
METHYLENE CHLORIDE	9,880	125 U	828	16,800	1,000 U	50 U	25 U	820	250 U	25 U	25 U	5 U	0.5 U	0.7	25 U	25 U	5 U	1 U	23	3,600	1,300	10	830	8.8 U	1,420.5
TRANS-1 2-DICHLOROETHENE	15	125 U	125 U	100 U	1,000 U	50 U	25 U	50 U	250 U	25 U	25 U	5 U	4	19	25 U	25 U	5 U	1 U	25 U	28	18	12	18 U	18 U	4.0
1 1-DICHLOROETHANE	23	125 U	125 U	100 U	1,000 U	50 U	25 U	50 U	250 U	25 U	25 U	5 U	2	9	25 U	8	5 U	1 U	25 U	42	42	7.4	12	7.6 U	6.1
CIS-1 2-DICHLOROETHENE	1,640	658	1,830	7,250	7,010	510	370	6,800	2,000	340	350	170	250	3,400	300	360	480	7	530	7,300	7,800	1,900	1,100	880	2,218.1
METHYL ETHYL KETONE	50 U	1,250 U	1,250 U	1,000 U	10,000 U	500 U	250 U	250 U	1,250 U	125 U	120 U	25 U	10 U	10 U	120 U	130 U	50 U	10 U	120 U	5 U	5 U	1.3 U	26 U	26 U	0.0
CHLOROFORM	6	125 U	125 U	100 U	1,000 U	50 U	25 U	50 U	250 U	25 U	25 U	5 U	3	4	25 U	25 U	5 U	1 U	25 U	3.2	3.6	1.5	6.8 U	6.8 U	0.9
1 1 1-TRICHLOROETHANE	624	125 U	125 U	817	1,000 U	50 U	25 U	250	250 U	25 U	25 U	8	6	38	25 U	20	12	1 U	25 U	260	200	30	28	16 U	95.5
CARBON TETRACHLORIDE	5 U	125 U	125 U	100 U	1,000 U	50 U	25 U	50 U	250 U	25 U	25 U	5 U	0.5 U	0.5 U	25 U	25 U	5 U	3 U	25 U	1 U	1 U	0.27 U	5.4 U	5.4 U	0.0
BENZENE	5 U	125 U	125 U	100 U	1,000 U	50 U	25 U	50 U	250 U	25 U	25 U	5 U	0.5 U	0.5 U	25 U	25 U	4 U	0.7 U	120 U	1 U	1 U	0.41 U	8.2 U	8.2 U	0.0
1 2-DICHLOROETHANE	5 U	125 U	125 U	100 U	1,000 U	50 U	25 U	50 U	250 U	25 U	25 U	5 U	0.5 U	0.5 U	25 U	25 U	5 U	1 U	25 U	1 U	1 U	0.21 U	4.2 U	4.2 U	0.0
TRICHLOROETHENE	13,800	941	1,540	20,000	10,000	620	130	4,000	910	320	220	130	190	1,100	230	300	580	13	760	1,900	3,000	1,000	1,200	1,200	2,670.2
1 2-DICHLOROPROPANE	5 U	125 U	125 U	100 U	1,000 U	50 U	25 U	50 U	250 U	25 U	25 U	5 U	0.5 U	0.5 U	25 U	25 U	5 U	1 U	25 U	1 U	1 U	0.72 U	14 U	14 U	0.0
BROMODICHLOROMETHANE	5 U	125 U	125 U	100 U	1,000 U	50 U	25 U	50 U	250 U	25 U	25 U	5 U	0.5 U	0.5 U	25 U	25 U	5 U	1 U	25 U	1 U	1 U	0.39 U	7.8 U	7.8 U	0.0
CIS-1 3-DICHLOROPROPENE	5 U	125 U	125 U	100 U	1,000 U	50 U	25 U	50 U	250 U	25 U	25 U	5 U	0.5 U	0.5 U	25 U	25 U	5 U	1 U	25 U	1 U	1 U	0.36 U	7.2 U	7.2 U	0.0
MIBK	50 U	1,250 U	1,250 U	1,000 U	10,000 U	500 U	250 U	250 U	500 U	50 U	50 U	10 U	10 U	10 U	50 U	50 U	50 U	10 U	120 U	5 U	5 U	2.1 U	42 U	42 U	0.0
TOLUENE	6	125 U	125 U	100 U	1,000 U	50 U	25 U	50 U	250 U	25 U	25 U	5 U	0.5 U	2	25 U	25 U	5 U	1 U	25 U	1.4	2.2	0.51 U	10 U	10 U	0.5
TRANS-1 3-DICHLOROPROPENE	5 U	125 U	125 U	100 U	1,000 U	50 U	25 U	50 U	250 U	25 U	25 U	5 U	0.5 U	0.5 U	25 U	25 U	5 U	1 U	25 U	1 U	1 U	0.37 U	7.4 U	7.4 U	0.0
1 1 2-TRICHLOROETHANE	5 U	125 U	125 U	100 U	1,000 U	50 U	25 U	50 U	250 U	25 U	25 U	5 U	0.5 U	0.5 U	25 U	25 U	5 U	1 U	25 U	1 U	1 U	0.23 U	4.6 U	4.6 U	0.0
TETRACHLOROETHENE	5 U	125 U	125 U	100 U	1,000 U	50 U	25 U	50 U	250 U	25 U	25 U	5 U	0.5 U	0.5 U	25 U	25 U	5 U	1 U	25 U	0.72	2	0.36 U	7.2 U	7.2 U	0.1
2-HEXANONE	50 U	1,250 U	1,250 U	1,000 U	10,000 U	500 U	250 U	250 U	500 U	50 U	50 U	10 U	10 U	10 U	50 U	50 U	50 U	10 U	120 U	5 U	5 U	1.2 U	25 U	25 U	0.0
DIBROMOCHLOROMETHANE	5 U	125 U	125 U	100 U	1,000 U	50 U	25 U	50 U	250 U	25 U	25 U	5 U	0.5 U	0.5 U	25 U	25 U	5 U	1 U	25 U	1 U	1 U	0.32 U	6.4 U	6.4 U	0.0
CHLOROBENZENE	5 U	125 U	125 U	100 U	1,000 U	50 U	25 U	50 U	250 U	25 U	25 U	5 U	0.5 U	0.5 U	25 U	25 U	5 U	1 U	25 U	1 U	1 U	0.75 U	15 U	15 U	0.0
ETHYLBENZENE	5 U	125 U	125 U	100 U	1,000 U	50 U	25 U	50 U	250 U	25 U	25 U	5 U	0.5 U	0.5 U	25 U	25 U	5 U	1 U	25 U	1 U	0.98	0.74 U	15 U	15 U	0.0
P-XYLENE/M-XYLENE	5 U	125 U	125 U	100 U	1,000 U	50 U	26	50 U	250 U	25 U	25 U	5 U	0.5 U	0.5 U	25 U	25 U	5 U	1 U	75 U	3 U	3 U	0.66 U	13 U	13 U	1.1
O-XYLENE	5 U	125 U	125 U	100 U	1,000 U	50 U	25 U	50 U	250 U	25 U	25 U	5 U	0.5 U	0.5 U	25 U	25 U	5 U	1 U	25 U	0.56	1.4	0.76 U	15 U	15 U	0.1
STYRENE	5 U	125 U	125 U	100 U	1,000 U	50 U	25 U	50 U	250 U	25 U	25 U	5 U	0.5 U	0.5 U	25 U	25 U	5 U	1 U	25 U	1 U	1 U	0.73 U	15 U	15 U	0.0
BROMOFORM	5 U	125 U	125 U	100 U	1,000 U	50 U	25 U	50 U	250 U	25 U	25 U	5 U	0.5 U	0.5 U	25 U	25 U	5 U	1 U	25 U	1 U	1 U	0.26 U	5.2 U	5.2 U	0.0
1 1 2 2-TETRACHLOROETHANE	5 U	125 U	125 U	100 U	1,000 U	50 U	25 U	50 U	250 U	25 U	25 U	5 U	0.5 U	0.5 U	25 U	25 U	5 U	1 U	25 U	1 U	1 U	0.21 U	4.2 U	4.2 U	0.0

This well was not sampled on the following dates: April, July and October 1993; January 1994, April 1998, and October 1999, 2001, 2003, 2005, 2007, 2009, 2011, 2013 and 2015.

WELL NUMBER 87-02(3)
ANALYTICAL SAMPLING RESULTS
(Concentrations in µg/L)

ANALYTE	Apr-94	Jul-94	Oct-94	Jan-95	Apr-95	Jul-95	Oct-95	Feb-96	Apr-96	Jul-96	Oct-96	Jan-97	Apr-97	Jul-97	Oct-97	Apr-98	Oct-98	Oct-99	Oct-00
CHLOROMETHANE	0.5 U	1 U	1 U	0.5 U	1 U	1 U	1 U	0.5 U	0.5 U	0.5 U	0.5 U	0.5 U	0.5 U	0.5 U	0.5 U	1 U	5 U	1 U	1 U
VINYL CHLORIDE	0.5 U	1 U	1 U	0.5 U	1 U	1 U	1 U	1 U	0.5 U	0.5 U	0.5 U	0.5 U	0.5 U	0.5 U	0.5 U	1 U	5 U	1 U	1 U
CHLOROETHANE	0.5 U	1 U	1 U	0.5 U	1 U	1 U	1 U	0.5 U	0.5 U	0.5 U	0.5 U	0.5 U	0.5 U	0.5 U	0.5 U	1 U	5 U	1 U	1 U
BROMOMETHANE	0.5 U	1 U	1 U	0.5 U	1 U	1 U	1 U	0.5 U	0.5 U	0.5 U	0.5 U	0.5 U	0.5 U	0.5 U	0.5 U	1 U	5 U	1 U	1 U
1 1-DICHLOROETHENE	0.5 U	1 U	1 U	0.5 U	1 U	1 U	1 U	0.5 U	0.5 U	0.5 U	0.5 U	0.5 U	0.5 U	0.5 U	0.5 U	1 U	5 U	1 U	1 U
ACETONE	10 U	10 U	10 U	10 U	10 U	10	10 U	0.5 U	10 U	10 U	10 U	10 U	10 U	10 U	10 U	10 U	25 U	10 U	10 U
CARBON DISULFIDE	1	1 U	1 U	2	1 U	1	1 U	1	2	1	3	1	1	1	0.7	5	5 U	7	1 U
METHYLENE CHLORIDE	0.5 U	1 U	1 U	0.5 U	1 U	1 U	1 U	0.5 U	0.5 U	0.5 U	0.5 U	0.5 U	0.5 U	0.5 U	0.5 U	2 U	5 U	1 U	1 U
TRANS-1 2-DICHLOROETHENE	0.5 U	1 U	1 U	0.5 U	1 U	1 U	1 U	0.5 U	0.5 U	0.5 U	0.5 U	0.5 U	0.5 U	0.5 U	0.5 U	1 U	5 U	1 U	1 U
1 1-DICHLOROETHANE	0.5 U	1 U	1 U	0.5 U	1 U	1 U	1 U	0.5 U	0.5 U	0.5 U	0.5 U	0.5 U	0.5 U	0.5 U	0.5 U	1 U	5 U	1 U	1 U
CIS-1 2-DICHLOROETHENE	0.5 U	1 U	1 U	0.5 U	1 U	1 U	1 U	0.5 U	0.5 U	0.5 U	0.5 U	0.5 U	0.5 U	0.5 U	0.5 U	1 U	5 U	1 U	1 U
METHYL ETHYL KETONE	10 U	10 U	10 U	10 U	10 U	10 U	10 U	10 U	10 U	10 U	10 U	10 U	10 U	10 U	10 U	10 U	25 U	10 U	10 U
CHLOROFORM	0.5 U	1 U	1 U	0.5 U	1 U	1 U	1 U	0.5 U	0.5 U	0.5 U	0.5 U	0.5 U	0.5 U	0.5 U	0.5 U	1 U	5 U	1 U	1 U
1 1 1-TRICHLOROETHANE	0.5 U	1 U	1 U	0.5 U	1 U	1 U	1 U	0.5 U	0.5 U	0.5 U	0.5 U	0.5 U	0.5 U	0.5 U	0.5 U	1 U	5 U	1 U	1 U
CARBON TETRACHLORIDE	0.5 U	1 U	1 U	0.5 U	1 U	1 U	1 U	0.5 U	0.5 U	0.5 U	0.5 U	0.5 U	0.5 U	0.5 U	0.5 U	1 U	5 U	1 U	1 U
BENZENE	0.5 U	1 U	1 U	0.5 U	1 U	1 U	1 U	0.5 U	0.5 U	0.5 U	0.5 U	0.5 U	0.5 U	0.6	0.5 U	0.7 U	5 U	0.7 U	0.7 U
1 2-DICHLOROETHANE	0.5 U	1 U	1 U	0.5 U	1 U	1 U	1 U	0.5 U	0.5 U	0.5 U	0.5 U	0.5 U	0.5 U	0.5 U	0.5 U	1 U	5 U	1 U	1 U
TRICHLOROETHENE	0.5 U	1 U	1 U	0.5 U	1 U	1 U	1 U	0.5 U	0.5 U	0.5 U	0.5 U	0.5 U	0.5 U	0.5 U	0.5 U	1 U	5 U	1 U	1 U
1 2-DICHLOROPROPANE	0.5 U	1 U	1 U	0.5 U	1 U	1 U	1 U	0.5 U	0.5 U	0.5 U	0.5 U	0.5 U	0.5 U	0.5 U	0.5 U	1 U	5 U	1 U	1 U
BROMODICHLOROMETHANE	0.5 U	1 U	1 U	0.5 U	1 U	1 U	1 U	0.5 U	0.5 U	0.5 U	0.5 U	0.5 U	0.5 U	0.5 U	0.5 U	1 U	5 U	1 U	1 U
CIS-1 3-DICHLOROPROPENE	0.5 U	1 U	1 U	0.5 U	1 U	1 U	1 U	0.5 U	0.5 U	0.5 U	0.5 U	0.5 U	0.5 U	0.5 U	0.5 U	1 U	5 U	1 U	1 U
MIBK	10 U	10 U	10 U	10 U	10 U	10 U	10 U	10 U	10 U	10 U	10 U	10 U	10 U	10 U	10 U	10 U	10 U	10 U	10 U
TOLUENE	0.5 U	1 U	1 U	0.5 U	1 U	1 U	1 U	0.5 U	0.5 U	0.5 U	0.5 U	0.5 U	0.5 U	0.5 U	0.5 U	1 U	5 U	1 U	1 U
TRANS-1 3-DICHLOROPROPENE	0.5 U	1 U	1 U	0.5 U	1 U	1 U	1 U	0.5 U	0.5 U	0.5 U	0.5 U	0.5 U	0.5 U	0.5 U	0.5 U	1 U	5 U	1 U	1 U
1 1 2-TRICHLOROETHANE	0.5 U	1 U	1 U	0.5 U	1 U	1 U	1 U	0.5 U	0.5 U	0.5 U	0.5 U	0.5 U	0.5 U	0.5 U	0.5 U	1 U	5 U	1 U	1 U
TETRACHLOROETHENE	0.5 U	1 U	1 U	0.5 U	1 U	1 U	1 U	0.5 U	0.5 U	0.5 U	0.5 U	0.5 U	0.5 U	0.5 U	0.5 U	1 U	5 U	1 U	1 U
2-HEXANONE	10 U	10 U	10 U	10 U	10 U	10 U	10 U	10 U	10 U	10 U	10 U	10 U	10 U	10 U	10 U	10 U	10 U	10 U	10 U
DIBROMOCHLOROMETHANE	0.5 U	1 U	1 U	0.5 U	1 U	1 U	1 U	0.5 U	0.5 U	0.5 U	0.5 U	0.5 U	0.5 U	0.5 U	0.5 U	1 U	5 U	1 U	1 U
CHLOROBENZENE	0.5 U	1 U	1 U	0.5 U	1 U	1 U	1 U	0.5 U	0.5 U	0.5 U	0.5 U	0.5 U	0.5 U	0.5 U	0.5 U	1 U	5 U	1 U	1 U
ETHYLBENZENE	0.5 U	1 U	1 U	0.5 U	1 U	1 U	1 U	0.5 U	0.5 U	0.5 U	0.5 U	0.5 U	0.5 U	0.5 U	0.5 U	1 U	5 U	1 U	1 U
P-XYLENE/M-XYLENE	0.5 U	1 U	1 U	0.5 U	1 U	1 U	1 U	0.5 U	0.5 U	0.5 U	0.5 U	0.5 U	0.5 U	0.5 U	0.5 U	1 U	5 U	1 U	1 U
O-XYLENE	0.5 U	1 U	1 U	0.5 U	1 U	1 U	1 U	0.5 U	0.5 U	0.5 U	0.5 U	0.5 U	0.5 U	0.5 U	0.5 U	1 U	5 U	1 U	1 U
STYRENE	0.5 U	1 U	1 U	0.5 U	1 U	1 U	1 U	0.5 U	0.5 U	0.5 U	0.5 U	0.5 U	0.5 U	0.5 U	0.5 U	1 U	5 U	1 U	1 U
BROMOFORM	0.5 U	1 U	1 U	0.5 U	1 U	1 U	1 U	0.5 U	0.5 U	0.5 U	0.5 U	0.5 U	0.5 U	0.5 U	0.5 U	1 U	5 U	1 U	1 U
1 1 2 2-TETRACHLOROETHANE	0.5 U	1 U	1 U	0.5 U	1 U	1 U	1 U	1 U	1 U	1 U	0.5 U	0.5 U	0.5 U	0.5 U	0.5 U	1 U	5 U	1 U	1 U

This well was not sampled on the following dates: April, July and October 1993; January 1994; October 2011 and 2013.

WELL NUMBER 87-02(3)
ANALYTICAL SAMPLING RESULTS
(Concentrations in µg/L)

ANALYTE	Oct-01	Oct-02	Oct-03	Oct-04	Oct-05	Oct-06	Oct-07	Oct-08	Oct-09	Oct-10	Nov-12	Oct-14	May-15	Jun-15	Oct-15	AVG
CHLOROMETHANE	1 U	1 U	1 U	1 U	1 U	1 U	1 U	1 U	0.35 U	0.35 U	0.35 U	0.35 U	1.0 U	5.0 U	1 U	0.0
VINYL CHLORIDE	1 U	1 U	1 U	1 U	1 U	1 U	1 U	1 U	0.24 U	0.90 U	0.90 U	0.90 U	1.0 U	5.0 U	1 U	0.0
CHLOROETHANE	1 U	2 U	1 U	1 U	1 U	1 U	1 U	1 U	0.32 U	0.32 U	0.32 U	0.32 U	1.0 U	5.0 U	1 U	0.0
BROMOMETHANE	1 U	1 U	1 U	1 U	1 U	1 U	1 U	1 U	0.28 U	0.69 U	0.69 U	0.69 U	1.0 U	5.0 U	1 U	0.0
1 1-DICHLOROETHENE	1 U	1 U	1 U	1 U	1 U	1 U	1 U	1 U	0.29 U	0.29 U	0.29 U	0.29 U	1.0 U	5.0 U	1 U	0.0
ACETONE	10 U	10 U	5 U	5 U	5 U	5 U	1.9	5 U	1.3 U	3.0 U	3.0 U	3.0 U	5.0 U	25 U	5 U	0.3
CARBON DISULFIDE	23	3	2.3	0.22	0.75	1.7	4	3.4	1.6	1.7	5.2	1.7	0.97	1.2	7.2	2.4
METHYLENE CHLORIDE	1 U	1 U	1 U	1 U	1 U	1 U	1 U	1 U	0.44 U	0.44 U	0.44 U	0.44 U	1.0 U	5.0 U	1 U	0.0
TRANS-1 2-DICHLOROETHENE	1 U	1 U	1 U	1 U	1 U	1 U	1 U	1 U	0.42 U	0.90 U	0.90 U	0.90 U	1.0 U	5.0 U	1 U	0.0
1 1-DICHLOROETHANE	1 U	1 U	1 U	1 U	1 U	1 U	1 U	1 U	0.38 U	0.38 U	0.38 U	0.38 U	1.0 U	5.0 U	1 U	0.0
CIS-1 2-DICHLOROETHENE	1 U	1 U	1 U	1 U	1 U	1 U	1 U	0.78	0.38 U	0.81 U	0.81 U	0.81 U	1.0 U	5.0 U	0.47	0.0
METHYL ETHYL KETONE	10 U	10 U	5 U	5 U	5 U	5 U	5 U	5 U	1.3 U	1.3 U	1.3 U	1.3 U	5.0 U	25 U	25 U	0.0
CHLOROFORM	1 U	1 U	1 U	1 U	1 U	1 U	1 U	1 U	0.34 U	0.34 U	0.34 U	0.34 U	1.0 U	5.0 U	5 U	0.0
1 1 1-TRICHLOROETHANE	1 U	1 U	1 U	1 U	1 U	1 U	1 U	1 U	0.26 U	0.82 U	0.82 U	0.82 U	1.0 U	5.0 U	1 U	0.0
CARBON TETRACHLORIDE	1 U	3 U	1 U	1 U	1 U	1 U	1 U	1 U	0.27 U	0.27 U	0.27 U	0.27 U	1.0 U	5.0 U	1 U	0.0
BENZENE	0.7 U	0.8	0.69	0.37	1 U	1 U	1 U	1 U	0.41 U	0.41 U	0.41 U	0.41 U	1.0 U	5.0 U	1 U	0.1
1 2-DICHLOROETHANE	1 U	1 U	1 U	1 U	1 U	1 U	1 U	1 U	0.21 U	0.21 U	0.21 U	0.21 U	1.0 U	5.0 U	1 U	0.0
TRICHLOROETHENE	1 U	2 U	1 U	1 U	1 U	1 U	1 U	1 U	0.46 U	0.46 U	0.46 U	0.46 U	1.0 U	5.0 U	1 U	0.0
1 2-DICHLOROPROPANE	1 U	1 U	1 U	1 U	1 U	1 U	1 U	1 U	0.32 U	0.72 U	0.72 U	0.72 U	1.0 U	5.0 U	1 U	0.0
BROMODICHLOROMETHANE	1 U	1 U	1 U	1 U	1 U	1 U	1 U	1 U	0.39 U	0.39 U	0.39 U	0.39 U	1.0 U	5.0 U	1 U	0.0
CIS-1 3-DICHLOROPROPENE	1 U	1 U	1 U	1 U	1 U	1 U	1 U	1 U	0.36 U	0.36 U	0.36 U	0.36 U	1.0 U	5.0 U	1 U	0.0
MIBK	10 U	10 U	5 U	5 U	5 U	5 U	5 U	5 U	0.91 U	2.1 U	2.1 U	2.1 U	5.0 U	25 U	5 U	0.0
TOLUENE	1 U	1 U	1 U	1 U	1 U	1 U	1 U	1 U	0.51 U	0.51 U	0.51 U	0.51 U	1.0 U	5.0 U	1 U	0.0
TRANS-1 3-DICHLOROPROPENE	1 U	1 U	1 U	1 U	1 U	1 U	1 U	1 U	0.37 U	0.37 U	0.37 U	0.37 U	1.0 U	5.0 U	1 U	0.0
1 1 2-TRICHLOROETHANE	1 U	1 U	1 U	1 U	1 U	1 U	1 U	1 U	0.23 U	0.23 U	0.23 U	0.23 U	1.0 U	5.0 U	1 U	0.0
TETRACHLOROETHENE	1 U	1 U	1 U	1 U	1 U	1 U	1 U	1 U	0.36 U	0.36 U	0.36 U	0.36 U	1.0 U	5.0 U	1 U	0.0
2-HEXANONE	10 U	10 U	5 U	5 U	5 U	5 U	5 U	5 U	1.2 U	1.2 U	1.2 U	1.2 U	5.0 U	25 U	5 U	0.0
DIBROMOCHLOROMETHANE	1 U	1 U	1 U	1 U	1 U	1 U	1 U	1 U	0.32 U	0.32 U	0.32 U	0.32 U	1.0 U	5.0 U	1 U	0.0
CHLOROBENZENE	1 U	1 U	1 U	1 U	1 U	1 U	1 U	1 U	0.32 U	0.75 U	0.75 U	0.75 U	1.0 U	5.0 U	1 U	0.0
ETHYLBENZENE	1 U	1 U	1 U	1 U	1 U	1 U	1 U	1 U	0.18 U	0.74 U	0.74 U	0.74 U	1.0 U	5.0 U	1 U	0.0
P-XYLENE/M-XYLENE	1 U	1 U	3 U	3 U	2 U	3 U	2 U	2 U	0.66 U	0.66 U	0.66 U	0.66 U	2.0 U	10 U	2 U	0.0
O-XYLENE	1 U	1 U	1 U	1 U	1 U	1 U	1 U	1 U	0.36 U	0.76 U	0.76 U	0.76 U	1.0 U	5.0 U	1 U	0.0
STYRENE	1 U	1 U	1 U	1 U	1 U	1 U	1 U	1 U	0.18 U	0.73 U	0.73 U	0.73 U	1.0 U	5.0 U	1 U	0.0
BROMOFORM	1 U	1 U	1 U	1 U	1 U	1 U	1 U	1 U	0.26 U	0.26 U	0.26 U	0.26 U	1.0 U	5.0 U	1 U	0.0
1 1 2 2-TETRACHLOROETHANE	1 U	1 U	1 U	1 U	1 U	1 U	1 U	1 U	0.21 U	0.21 U	0.21 U	0.21 U	1.0 U	5.0 U	1 U	0.0

This well was not sampled on the following dates: April, July and October 1993; January 1994; October 2011 and 2013.

WELL NUMBER 87-08(1)
ANALYTICAL SAMPLING RESULTS
(Concentrations in µg/L)

ANALYTE	Apr-94	Jul-94	Oct-94	Jan-95	Apr-95	Jul-95	Oct-95	Feb-96	Apr-96	Jul-96	Oct-96	Jan-97	Apr-97	Jul-97	Oct-97	Oct-98	Oct-00	Oct-02	Oct-04	Oct-06	Oct-08	Oct-10	Nov-12	Oct-14	AVG
CHLOROMETHANE	5 U	25 U	25 U	50 U	500 U	5 U	100 U	50 U	50 U	50 U	120 U	120 U	250 U	25 U	100 U	20 U	100 U	1 U	50 U	1 U	1 U	0.35 U	3.5 U	3.5 U	0.0
VINYL CHLORIDE	42	30	150	72	662	72	100 U	76	100	94	120 U	120 U	250 U	53	110	120	93	61	230	150	200	170	93	140	113.3
CHLOROETHANE	5 U	25 U	25 U	50 U	500 U	5 U	100 U	50 U	50 U	50 U	120 U	120 U	250 U	25 U	100 U	20 U	100 U	3	50 U	1 U	1 U	0.32 U	3.2 U	3.2 U	0.1
BROMOMETHANE	5 U	25 U	25 U	50 U	500 U	5 U	100 U	50 U	50 U	50 U	120 U	120 U	250 U	25 U	100 U	20 U	100 U	1 U	50 U	1 U	1 U	0.69 U	6.9 U	6.9 U	0.0
1 1-DICHLOROETHENE	5 U	25 U	25 U	50 U	500 U	5 U	100 U	50 U	50 U	50 U	120 U	120 U	250 U	25 U	100 U	20 U	100 U	4	50 U	4.7	5	3.9	2.9 U	2.9 U	0.7
ACETONE	50 U	250 U	250 U	500 U	5,000 U	50 U	1,000 U	260	250 U	250 U	620 U	620 U	1,200 U	500 U	500 U	200 U	500 U	10 U	250 U	5 U	5 U	3.0 U	30 U	30 U	10.8
CARBON DISULFIDE	5 U	25 U	25 U	50 U	500 U	5 U	100 U	50 U	50 U	50 U	120 U	120 U	250 U	25 U	100 U	20 U	100 U	1 U	50 U	1 U	1 U	0.19 U	1.9 U	1.9 U	0.0
METHYLENE CHLORIDE	5 U	25 U	25 U	50 U	500 U	5 U	220	50 U	790	3,200	3,400	11,000	6,800	54	870	20 U	100 U	1 U	31	1 U	1 U	0.44 U	4.4 U	4.4 U	1,098.5
TRANS-1 2-DICHLOROETHENE	10	25 U	25 U	50 U	500 U	5 U	100 U	50 U	50 U	50 U	120 U	120 U	250 U	25 U	100 U	20 U	100 U	3	20	13	7.3	6.2	9.0 U	9.0 U	2.5
1 1-DICHLOROETHANE	5 U	25 U	25 U	50 U	500 U	5 U	100 U	50 U	50 U	50 U	120 U	120 U	250 U	25 U	100 U	20 U	100 U	5	50 U	5.1	4.7	3.4	3.8 U	3.8 U	0.8
CIS-1 2-DICHLOROETHENE	684	523	1,340	1,160	12,600	1,090	1,400	1,200	950	1,500	1,300	1,100	1,300	1,300	1,500	1,800	1,200	950	1,700	970	1,100	1,200	480	460	1,617.0
METHYL ETHYL KETONE	50 U	250 U	250 U	500 U	5,000 U	50 U	1,000 U	250 U	250 U	250 U	620 U	620 U	1,200 U	500 U	500 U	200 U	500 U	10 U	250 U	5 U	5 U	1.3 U	13 U	13 U	0.0
CHLOROFORM	5 U	25 U	25 U	50 U	500 U	5 U	100 U	50 U	50 U	50 U	120 U	120 U	250 U	25 U	100 U	20 U	100 U	1 U	50 U	1 U	1 U	0.34 U	3.4 U	3.4 U	0.0
1 1 1-TRICHLOROETHANE	5 U	25 U	25 U	50 U	500 U	5 U	100 U	50 U	50 U	50 U	120 U	120 U	250 U	25 U	100 U	20 U	100 U	1 U	50 U	1.2	0.6	0.85	8.2 U	8.2 U	0.1
CARBON TETRACHLORIDE	5 U	25 U	25 U	50 U	500 U	5 U	100 U	50 U	50 U	50 U	120 U	120 U	250 U	25 U	100 U	20 U	100 U	3 U	50 U	1 U	1 U	0.27 U	2.7 U	2.7 U	0.0
BENZENE	5 U	25 U	25 U	50 U	500 U	5 U	100 U	50 U	50 U	50 U	120 U	120 U	250 U	25 U	100 U	14 U	14 U	0.7 U	250 U	1 U	1 U	0.41 U	4.1 U	4.1 U	0.0
1 2-DICHLOROETHANE	5 U	25 U	25 U	50 U	500 U	5 U	100 U	50 U	50 U	50 U	120 U	120 U	250 U	25 U	100 U	20 U	100 U	1 U	50 U	1 U	1 U	0.21 U	2.1 U	2.1 U	0.0
TRICHLOROETHENE	81	57	184	94	950	49	220	200	130	650	550	550	420	790	400	56	100 U	6	43	47	18	17	5.7	4.7	230.1
1 2-DICHLOROPROPANE	5 U	25 U	25 U	50 U	500 U	5 U	100 U	50 U	50 U	50 U	120 U	120 U	250 U	25 U	100 U	20 U	100 U	1 U	50 U	1 U	1 U	0.72 U	7.2 U	7.2 U	0.0
BROMODICHLOROMETHANE	5 U	25 U	25 U	50 U	500 U	5 U	100 U	50 U	50 U	50 U	120 U	120 U	250 U	25 U	100 U	20 U	100 U	1 U	50 U	1 U	1 U	0.39 U	3.9 U	3.9 U	0.0
CIS-1 3-DICHLOROPROPENE	5 U	25 U	25 U	50 U	500 U	5 U	100 U	50 U	50 U	50 U	120 U	120 U	250 U	25 U	100 U	20 U	100 U	1 U	50 U	1 U	1 U	0.36 U	3.6 U	3.6 U	0.0
MIBK	50 U	250 U	250 U	500 U	5,000 U	50 U	1,000 U	250 U	100 U	100 U	250 U	250 U	500 U	500 U	200 U	200 U	200 U	10 U	250 U	5 U	5 U	2.1 U	21 U	21 U	0.0
TOLUENE	5 U	25 U	25 U	50 U	500 U	5 U	100 U	50 U	50 U	50 U	120 U	120 U	250 U	25 U	100 U	20 U	100 U	1 U	50 U	1 U	1 U	0.51 U	5.1 U	5.1 U	0.0
TRANS-1 3-DICHLOROPROPENE	5 U	25 U	25 U	50 U	500 U	5 U	100 U	50 U	50 U	50 U	120 U	120 U	250 U	25 U	100 U	20 U	100 U	1 U	50 U	1 U	1 U	0.37 U	3.7 U	3.7 U	0.0
1 1 2-TRICHLOROETHANE	5 U	25 U	25 U	50 U	500 U	5 U	100 U	50 U	50 U	50 U	120 U	120 U	250 U	25 U	100 U	20 U	100 U	1 U	50 U	1 U	1 U	0.23 U	2.3 U	2.3 U	0.0
TETRACHLOROETHENE	5 U	25 U	25 U	50 U	500 U	5 U	100 U	50 U	50 U	50 U	120 U	120 U	250 U	25 U	100 U	20 U	100 U	1 U	50 U	1 U	1 U	0.36 U	3.6 U	3.6 U	0.0
2-HEXANONE	50 U	250 U	250 U	500 U	5,000 U	50 U	1,000 U	250 U	100 U	100 U	250 U	250 U	500 U	500 U	200 U	200 U	200 U	10 U	250 U	5 U	5 U	1.2 U	12 U	12 U	0.0
DIBROMOCHLOROMETHANE	5 U	25 U	25 U	50 U	500 U	5 U	100 U	50 U	50 U	50 U	120 U	120 U	250 U	25 U	100 U	20 U	100 U	1 U	50 U	1 U	1 U	0.32 U	3.2 U	3.2 U	0.0
CHLOROBENZENE	5 U	25 U	25 U	50 U	500 U	5 U	100 U	50 U	50 U	50 U	120 U	120 U	250 U	25 U	100 U	20 U	100 U	1 U	50 U	1 U	1 U	0.75 U	7.5 U	7.5 U	0.0
ETHYLBENZENE	5 U	25 U	25 U	50 U	500 U	5 U	100 U	50 U	50 U	50 U	120 U	120 U	250 U	25 U	100 U	20 U	100 U	1 U	50 U	1 U	1 U	0.74 U	7.4 U	7.4 U	0.0
P-XYLENE/M-XYLENE	5 U	25 U	25 U	50 U	500 U	5 U	100 U	50 U	50 U	50 U	120 U	120 U	250 U	25 U	100 U	20 U	100 U	1 U	150 U	3 U	3 U	0.66 U	6.6 U	6.6 U	0.0
O-XYLENE	5 U	25 U	25 U	50 U	500 U	5 U	100 U	50 U	50 U	50 U	120 U	120 U	250 U	25 U	100 U	20 U	100 U	1 U	50 U	1 U	1 U	0.76 U	7.6 U	7.6 U	0.0
STYRENE	5 U	25 U	25 U	50 U	500 U	5 U	100 U	50 U	50 U	50 U	120 U	120 U	250 U	25 U	100 U	20 U	100 U	1 U	50 U	1 U	1 U	0.73 U	7.3 U	7.3 U	0.0
BROMOFORM	5 U	25 U	25 U	50 U	500 U	5 U	100 U	50 U	50 U	50 U	120 U	120 U	250 U	25 U	100 U	20 U	100 U	1 U	50 U	1 U	1 U	0.26 U	2.6 U	2.6 U	0.0
1 1 2 2-TETRACHLOROETHANE	5 U	25 U	25 U	50 U	500 U	5 U	100 U	50 U	50 U	50 U	120 U	120 U	250 U	25 U	100 U	20 U	100 U	1 U	50 U	1 U	1 U	0.21 U	2.1 U	2.1 U	0.0

This well was not sampled on the following dates: April, July and October 1993; January 1994, April 1998; and October 1999, 2001, 2003, 2005, 2007.2009, 2011, 2013 and 2015.

WELL NUMBER 87-10(0)
ANALYTICAL SAMPLING RESULTS
(Concentrations in µg/L)

ANALYTE	Jan-94	Jan-95	Feb-96	Oct-96	Oct-97	Oct-98	Oct-99	Oct-00	Oct-01	Oct-02	Oct-03	Oct-04	Oct-05	Oct-06	Oct-07	Oct-08	Oct-09	Oct-10	Nov-12	Oct-14	AVG
CHLOROMETHANE	0.5 U	0.5 U	0.5 U	0.5 U	0.5 U	1 U	1 U	25 U	1 U	1 U	1 U	5 U	1 U	1 U	1 U	1 U	0.35 U	0.35 U	0.35 U	0.35 U	0.00
VINYL CHLORIDE	0.5 U	0.5 U	0.5 U	0.5 U	0.5 U	1 U	1 U	10 U	1 U	1 U	1 U	5 U	1 U	1 U	1 U	1 U	0.24 U	0.90 U	0.90 U	0.90 U	0.00
CHLOROETHANE	0.5 U	0.5 U	0.8	0.5 U	0.5 U	1 U	1 U	25 U	1 U	2 U	1 U	5 U	1 U	1 U	1 U	1 U	0.32 U	0.32 U	0.32 U	0.32 U	0.04
BROMOMETHANE	0.5 U	0.5 U	0.5 U	0.5 U	0.5 U	1 U	1 U	25 U	1 U	1 U	1 U	5 U	1 U	1 U	1 U	1 U	0.28 U	0.69 U	0.69 U	0.69 U	0.00
1 1-DICHLOROETHENE	0.5 U	0.5	0.5 U	0.5 U	0.5 U	1 U	1 U	25 U	1 U	1 U	1 U	5 U	0.47	1 U	1 U	0.86	0.55	1.1	0.29 U	0.29 U	0.17
ACETONE	50 U	10 U	10 U	10 U	10	10 U	10 U	130 U	10 U	10 U	5 U	25 U	5 U	5 U	5 U	5 U	1.3 U	3.0 U	3.0 U	3.0 U	0.50
CARBON DISULFIDE	0.5 U	0.5 U	0.5 U	0.7	0.5 U	1 U	1 U	25 U	1 U	1 U	1 U	5 U	1 U	1 U	1 U	1 U	0.19 U	0.19 U	0.19 U	0.54	0.06
METHYLENE CHLORIDE	0.5 U	0.5 U	0.5 U	0.5 U	0.5 U	1 U	1 U	25 U	1 U	1 U	1 U	5 U	1 U	1 U	1 U	1 U	0.44 U	0.44 U	0.44 U	0.44 U	0.00
TRANS-1 2-DICHLOROETHENE	0.6	1	1	0.5 U	0.5 U	2	1	25 U	1 U	1 U	0.79	5 U	1.6	0.58	1.9	2.2	0.42 U	1.2	0.90 U	0.90 U	0.69
1 1-DICHLOROETHANE	2	4	6	2	1	6	4	25 U	2	3	1	5.5	3.8	1.6	3.3	5.5	2.8	2.8	7.3	3.3	3.35
CIS-1 2-DICHLOROETHENE	85	128	211	54	46	130	130	190	52	65	15	150	72	26	82	100	36	31	6.7	8.4	80.91
METHYL ETHYL KETONE	50 U	10 U	10 U	10 U	10 U	10 U	10 U	130 U	10 U	10 U	5 U	25 U	5 U	5 U	5 U	5 U	1.3 U	1.3 U	1.3 U	1.3 U	0.00
CHLOROFORM	0.8	2	0.5 U	5	3	2	2	25 U	3	3	4.3	2.5	2.7	1.3	3.6	1.7	6.0	1.9	2.3	2.1	2.36
1 1 1-TRICHLOROETHANE	10	15	25	8	3	16	12	25 U	1 U	13	2.8	14	9.8	6.3	14	44	18	17	4.7	1.4	11.70
CARBON TETRACHLORIDE	0.5 U	0.5 U	4	0.5 U	0.5 U	1 U	1 U	25 U	1 U	3 U	1 U	5 U	1 U	1 U	1 U	1 U	0.27 U	0.27 U	0.27 U	0.27 U	0.20
BENZENE	0.5 U	0.5 U	0.5 U	0.5 U	0.5 U	0.7 U	0.7 U	4 U	0.7 U	0.7 U	1 U	5 U	1 U	1 U	1 U	1 U	0.41 U	0.41 U	0.41 U	0.41 U	0.00
1 2-DICHLOROETHANE	0.5 U	0.5 U	0.5 U	0.5 U	0.5 U	1 U	1 U	25 U	1 U	1 U	1 U	5 U	1 U	1 U	1 U	1 U	0.21 U	0.21 U	0.21 U	0.21 U	0.00
TRICHLOROETHENE	9	12	5	2	1	6	3	25 U	4	16	2.8	6.2	3.5	4.5	4	8.4	4.6	3.2	2.2	1.6	4.95
1 2-DICHLOROPROPANE	0.5 U	0.5 U	0.5 U	0.5 U	0.5 U	1 U	1 U	25 U	1 U	1 U	1 U	5 U	1 U	1 U	1 U	1 U	0.32 U	0.72 U	0.72 U	0.72 U	0.00
BROMODICHLOROMETHANE	0.5 U	0.5 U	0.5 U	0.5 U	0.5 U	1 U	1 U	25 U	1 U	1 U	1 U	5 U	1 U	1 U	1 U	1 U	0.47	0.39 U	0.39 U	0.39 U	0.02
CIS-1 3-DICHLOROPROPENE	0.5 U	0.5 U	0.5 U	0.5 U	0.5 U	1 U	1 U	25 U	1 U	1 U	1 U	5 U	1 U	1 U	1 U	1 U	0.36 U	0.36 U	0.36 U	0.36 U	0.00
MIBK	50 U	10 U	10 U	10 U	10 U	10 U	10 U	50 U	10 U	10 U	5 U	25 U	5 U	5 U	5 U	5 U	0.91 U	2.1 U	2.1 U	2.1 U	0.00
TOLUENE	0.6 U	0.5 U	0.5 U	0.5 U	0.5 U	1 U	1 U	25 U	1 U	1 U	1 U	5 U	1 U	1 U	1 U	1 U	0.51 U	0.51 U	0.51 U	0.51 U	0.00
TRANS-1 3-DICHLOROPROPENE	0.5 U	0.5 U	0.5 U	0.5 U	0.5 U	1 U	1 U	25 U	1 U	1 U	1 U	5 U	1 U	1 U	1 U	1 U	0.37 U	0.37 U	0.37 U	0.37 U	0.00
1 1 2-TRICHLOROETHANE	0.5 U	0.5 U	0.5 U	0.5 U	0.5 U	1 U	1 U	25 U	1 U	1 U	1 U	5 U	1 U	1 U	1 U	1 U	0.23 U	0.23 U	0.23 U	0.23 U	0.00
TETRACHLOROETHENE	0.5 U	0.5 U	0.5 U	0.5 U	0.5 U	1 U	1 U	25 U	1 U	1 U	1 U	5 U	1 U	1 U	1 U	1 U	0.36 U	0.36 U	0.36 U	0.36 U	0.00
2-HEXANONE	50 U	10 U	10 U	10 U	10 U	10 U	10 U	50 U	10 U	10 U	5 U	25 U	5 U	5 U	5 U	5 U	1.2 U	1.2 U	1.2 U	1.2 U	0.00
DIBROMOCHLOROMETHANE	0.5 U	0.5 U	0.5 U	0.5 U	0.5 U	1 U	1 U	25 U	1 U	1 U	1 U	5 U	1 U	1 U	1 U	1 U	0.32 U	0.32 U	0.32 U	0.32 U	0.00
CHLOROBENZENE	0.5 U	0.5 U	0.5 U	0.5 U	0.5 U	1 U	1 U	25 U	1 U	1 U	1 U	5 U	1 U	1 U	1 U	1 U	0.32 U	0.75 U	0.75 U	0.75 U	0.00
ETHYLBENZENE	0.5 U	0.5 U	0.5 U	0.5 U	0.5 U	1 U	1 U	25 U	1 U	1 U	1 U	5 U	1 U	1 U	1 U	1 U	0.18 U	0.74 U	0.74 U	0.74 U	0.00
P-XYLENE/M-XYLENE	0.6	0.5 U	0.5 U	0.5 U	0.5 U	1 U	1 U	25 U	1 U	1 U	3 U	15 U	2 U	3 U	2 U	2 U	0.66 U	0.66 U	0.66 U	0.66 U	0.03
O-XYLENE	0.5 U	0.5 U	0.5 U	0.5 U	0.5 U	1 U	1 U	25 U	1 U	1 U	1 U	5 U	1 U	1 U	1 U	1 U	0.36 U	0.76 U	0.76 U	0.76 U	0.00
STYRENE	0.5 U	0.5 U	0.5 U	0.5 U	0.5 U	1 U	1 U	25 U	1 U	1 U	1 U	5 U	1 U	1 U	1 U	1 U	0.18 U	0.73 U	0.73 U	0.73 U	0.00
BROMOFORM	0.5 U	0.5 U	0.5 U	0.5 U	0.5 U	1 U	1 U	25 U	1 U	1 U	1 U	5 U	1 U	1 U	1 U	1 U	0.26 U	0.26 U	0.26 U	0.26 U	0.00
1 1 2 2-TETRACHLOROETHANE	0.5 U	0.5 U	1 U	0.5 U	0.5 U	1 U	1 U	25 U	1 U	1 U	1 U	5 U	1 U	1 U	1 U	1 U	0.21 U	0.21 U	0.21 U	0.21 U	0.00

This well was not sampled on the followng dates: April, July and October 1993; April, July and October 1994; April, July and October 1995; April and July 1996; January, April and July 1997; and April 1998, October 2011, 2013 and 2015.

WELL NUMBER 87-13(3)
ANALYTICAL SAMPLING RESULTS
(Concentrations in ug/L)

ANALYTE	Jul-93	Jan-94	Apr-94	Jul-94	Oct-94	Jan-95	Apr-95	Jul-95	Oct-95	Feb-96	Apr-96	Jul-96	Oct-96	Jan-97	Apr-97	Jul-97	Oct-97	Apr-98	Oct-98	Oct-99
CHLOROMETHANE	5 U	0.5 U	0.5 U	1 U	1 U	0.5 U	5 U	1 U	10 U	3 U	0.5 U	3 U	0.5 U	0.5 U	0.5 U	2 U	5 U	1 U	5 U	1 U
VINYL CHLORIDE	9	24	22	21	25	26	23	32	62	12	10	12	9	10	18	10	32	15	19	36
CHLOROETHANE	5 U	0.5 U	0.5 U	1 U	1 U	0.5 U	5 U	1 U	10 U	3 U	0.5 U	3 U	0.5 U	0.5 U	0.5 U	2 U	5 U	1 U	5 U	1 U
BROMOMETHANE	5 U	0.5 U	0.5 U	1 U	1 U	0.5 U	5 U	1 U	10 U	3 U	0.5 U	3 U	0.5 U	0.5 U	0.5 U	2 U	5 U	1 U	5 U	1 U
1 1-DICHLOROETHENE	5 U	0.6	1	1 U	0.7	1	5 U	1	10 U	3 U	1	3 U	0.6	0.5	0.9	2 U	5 U	1 U	5 U	1 U
ACETONE	50 U	50 U	10 U	10 U	14	10 U	50 U	10	100 U	50 U	10 U	50 U	0.5 U	10 U	10 U	50 U	25 U	11	25 U	10 U
CARBON DISULFIDE	26	23	31	47	41	41	5 U	44	70	40	38	34	124	40	44	42	62	38	35	32
METHYLENE CHLORIDE	5 U	0.5 U	1	1 U	0.7	2	5 U	2	10 U	3	1	3 U	1	1	0.8	22	5 U	2 U	5 U	1 U
TRANS-1 2-DICHLOROETHENE	5 U	0.5 U	1	1 U	0.9	0.8	5 U	1	10 U	3 U	1	3 U	0.6	0.5 U	0.6	2 U	5 U	1 U	5 U	1 U
1 1-DICHLOROETHANE	5 U	0.5 U	1	1	1	2	5 U	1	10 U	3 U	1	3 U	0.5 U	0.6	0.7	2 U	5 U	1 U	5 U	1 U
CIS-1 2-DICHLOROETHENE	104	50	153	179	175	224	130	171	390	92	85	106	71	80	110	87	140	67	62	75
METHYL ETHYL KETONE	50 U	50 U	10 U	10 U	10 U	10 U	50 U	10 U	100 U	50 U	10 U	50 U	10 U	10 U	10 U	50 U	25 U	10 U	25 U	10 U
CHLOROFORM	5 U	0.5 U	0.5 U	1 U	1	0.5 U	5 U	1 U	10 U	3 U	0.5 U	3 U	0.5	0.5 U	0.5 U	2 U	5 U	1 U	5 U	1 U
1 1 1-TRICHLOROETHANE	5 U	0.5 U	0.5 U	1 U	1 U	1	5 U	1 U	10 U	3 U	0.5 U	3 U	0.5 U	0.5 U	1	2 U	5 U	1 U	5 U	1 U
CARBON TETRACHLORIDE	5 U	0.5 U	0.5 U	1 U	1 U	0.5 U	5 U	1 U	10 U	3 U	0.5 U	3 U	0.5 U	0.5 U	0.5 U	2 U	5 U	1 U	5 U	1 U
BENZENE	5 U	0.5 U	0.5 U	1 U	1 U	0.5 U	5 U	1 U	10 U	3 U	0.5 U	3 U	0.5 U	0.5 U	0.5 U	2 U	5 U	0.7 U	5 U	0.7 U
1 2-DICHLOROETHANE	5 U	0.5 U	0.5 U	1 U	1 U	0.5 U	5 U	1 U	10 U	3 U	0.5 U	3 U	0.5 U	0.5 U	0.5 U	2 U	5 U	1 U	5 U	1 U
TRICHLOROETHENE	134	193	287	282	309	129	192	195	270	228	210	213	190	190	220	170	130	150	92	110
1 2-DICHLOROPROPANE	5 U	0.5 U	0.5 U	1 U	1 U	0.5 U	5 U	1 U	10 U	3 U	0.5 U	3 U	0.5 U	0.5 U	0.5 U	2 U	5 U	1 U	5 U	1 U
BROMODICHLOROMETHANE	5 U	0.5 U	0.5 U	1 U	1 U	0.5 U	5 U	1 U	10 U	3 U	0.5 U	3 U	0.5 U	0.5 U	0.5 U	2 U	5 U	1 U	5 U	1 U
CIS-1 3-DICHLOROPROPENE	5 U	0.5 U	0.5 U	1 U	1 U	0.5 U	5 U	1 U	10 U	3 U	0.5 U	3 U	0.5 U	0.5 U	0.5 U	2 U	5 U	1 U	5 U	1 U
MIBK	50 U	50 U	10 U	10 U	10 U	10 U	50 U	10 U	100 U	50 U	10 U	50 U	10 U	10 U	10 U	50 U	10 U	10 U	10 U	10 U
TOLUENE	5 U	0.6	0.5 U	1 U	1 U	0.5 U	5 U	1 U	10 U	3 U	0.5 U	3 U	0.5 U	0.5 U	0.5 U	2 U	5 U	1 U	5 U	1 U
TRANS-1 3-DICHLOROPROPENE	5 U	0.5 U	0.5 U	1 U	1 U	0.5 U	5 U	1 U	10 U	3 U	0.5 U	3 U	0.5 U	0.5 U	0.5 U	2 U	5 U	1 U	5 U	1 U
1 1 2-TRICHLOROETHANE	5 U	0.5 U	0.5 U	1 U	1 U	0.5 U	5 U	1 U	10 U	3 U	0.5 U	3 U	0.5 U	0.5 U	0.5 U	2 U	5 U	1 U	5 U	1 U
TETRACHLOROETHENE	5 U	0.5 U	0.5 U	1 U	1 U	0.5 U	5 U	1 U	10 U	3 U	0.5 U	3 U	0.5 U	0.5 U	0.5 U	2 U	5 U	1 U	5 U	1 U
2-HEXANONE	50 U	50 U	10 U	10 U	10 U	10 U	50 U	10 U	100 U	50 U	10 U	50 U	10 U	10 U	10 U	50 U	10 U	10 U	10 U	10 U
DIBROMOCHLOROMETHANE	5 U	0.5 U	0.5 U	1 U	1 U	0.5 U	5 U	1 U	10 U	3 U	0.5 U	3 U	0.5 U	0.5 U	0.5 U	2 U	5 U	1 U	5 U	1 U
CHLOROBENZENE	5 U	0.5 U	0.5 U	1 U	1 U	0.5 U	5 U	1 U	10 U	3 U	0.5 U	3 U	0.5 U	0.5 U	0.5 U	2 U	5 U	1 U	5 U	1 U
ETHYLBENZENE	5 U	0.5 U	0.5 U	1 U	1 U	0.5 U	5 U	1 U	10 U	3 U	0.5 U	3 U	0.5 U	0.5 U	0.5 U	2 U	5 U	1 U	5 U	1 U
P-XYLENE/M-XYLENE	5 U	0.5	0.5 U	1 U	1 U	0.5 U	5 U	1 U	10 U	3 U	0.5 U	3 U	0.5 U	0.5 U	0.5 U	2 U	5 U	1 U	5 U	1 U
O-XYLENE	5 U	0.5 U	0.5 U	1 U	1 U	0.5 U	5 U	1 U	10 U	3 U	0.5 U	3 U	0.5 U	0.5 U	0.5 U	2 U	5 U	1 U	5 U	1 U
STYRENE	5 U	0.5 U	0.5 U	1 U	1 U	0.5 U	5 U	1 U	10 U	3 U	0.5 U	3 U	0.5 U	0.5 U	0.5 U	2 U	5 U	1 U	5 U	1 U
BROMOFORM	5 U	0.5 U	0.5 U	1 U	1 U	0.5 U	5 U	1 U	10 U	3 U	0.5 U	3 U	0.5 U	0.5 U	0.5 U	2 U	5 U	1 U	5 U	1 U
1 1 2 2-TETRACHLOROETHANE	5 U	0.5 U	0.5 U	1 U	1 U	0.5 U	5 U	1 U	10 U	5 U	1 U	5 U	0.5 U	0.5 U	0.5 U	2 U	5 U	1 U	5 U	1 U

This well was not sampled on the following dates: April and October 1993, and 2013.

WELL NUMBER 87-13(3)
ANALYTICAL SAMPLING RESULTS
(Concentrations in ug/L)

ANALYTE	Oct-00	Oct-01	Oct-02	Oct-03	Oct-04	Oct-05	Oct-06	Oct-07	Oct-08	Oct-09	Oct-10	Nov-12	Oct-14	May-15	Jun-15	Oct-15	AVG
CHLOROMETHANE	1 U	1 U	5 U	100 U	50 U	5 U	2 U	2 U	1 U	0.35 U	6.9 U	7.0 U	14 U	200 U	200 U	500 U	0.0
VINYL CHLORIDE	28	32	120	180	220	250	25	86	160	96	150	400	52	750	990	940	132.6
CHLOROETHANE	1 U	1 U	10 U	100 U	50 U	5 U	2 U	2 U	1 U	0.32 U	6.5 U	6.4 U	13 U	200 U	200 U	500 U	0.0
BROMOMETHANE	1 U	1 U	5 U	100 U	50 U	5 U	2 U	2 U	1 U	0.28 U	14 U	14 U	28 U	200 U	200 U	500 U	0.0
1 1-DICHLOROETHENE	1 U	1 U	5 U	100 U	50 U	5 U	2 U	1	0.67	0.87	5.9 U	5.8 U	12 U	200 U	200 U	500 U	0.3
ACETONE	10 U	10 U	50 U	500 U	250 U	25 U	10 U	10 U	5 U	1.3 U	60 U	60 U	120 U	1,000 U	1,000 U	2,500 U	0.9
CARBON DISULFIDE	41	240	130	61	50	5 U	14	45	21	37	35	32	93	440	470	870	92.7
METHYLENE CHLORIDE	1 U	6	44	54	46	13	10	46	390	5.6	8.8 U	11	18 U	200 U	200 U	500 U	17.8
TRANS-1 2-DICHLOROETHENE	1 U	1 U	5 U	100 U	50 U	5 U	2 U	2 U	0.89	1.3	18 U	18 U	36 U	320	310	500	30.8
1 1-DICHLOROETHANE	1 U	2	14	100 U	50 U	31	2.4	4.1	11	2.3	7.7 U	29	15 U	200 U	200 U	500 U	2.8
CIS-1 2-DICHLOROETHENE	60	81	830	2,500	1,400	2,400	140	330	870	270	1,500	1,700	7,400	46,000	50,000	68,000	5027.9
METHYL ETHYL KETONE	10 U	10 U	50 U	500 U	250 U	25 U	10 U	10 U	5 U	1.3 U	26 U	26 U	53 U	1,000 U	1,000 U	2,500 U	0.0
CHLOROFORM	1 U	1 U	5 U	100 U	50 U	5 U	2 U	2 U	1 U	0.34 U	6.7 U	6.8 U	14 U	490	520	500 U	27.3
1 1 1-TRICHLOROETHANE	1 U	1 U	5 U	100 U	50 U	5 U	2 U	2 U	1 U	0.26 U	16 U	190	33 U	200 U	200 U	500 U	5.2
CARBON TETRACHLORIDE	1 U	14	15 U	100 U	50 U	5 U	2 U	2 U	1 U	0.27 U	5.3 U	5.4 U	11 U	200 U	200 U	500 U	0.4
BENZENE	0.7 U	0.7 U	4 U	100 U	250 U	5 U	2 U	2 U	1 U	0.41 U	8.2 U	8.2 U	16 U	200 U	200 U	500 U	0.0
1 2-DICHLOROETHANE	1 U	1 U	5 U	100 U	50 U	5 U	2 U	2 U	1 U	0.21 U	4.3 U	4.2 U	8.4 U	200 U	200 U	500 U	0.0
TRICHLOROETHENE	120	83	270	75	18	4.6	12	36	2.8	49	54	24	2,100	79,000	71,000	97,000	6857.9
1 2-DICHLOROPROPANE	1 U	1 U	5 U	100 U	50 U	5 U	2 U	2 U	1 U	0.32 U	14 U	14 U	29 U	200 U	200 U	500 U	0.0
BROMODICHLOROMETHANE	1 U	1 U	5 U	100 U	50 U	5 U	2 U	2 U	1 U	0.39 U	7.7 U	7.8 U	16 U	86	94	500 U	4.9
CIS-1 3-DICHLOROPROPENE	1 U	1 U	5 U	100 U	50 U	5 U	2 U	2 U	1 U	0.36 U	7.1 U	7.2 U	14 U	200 U	200 U	500 U	0.0
MIBK	10 U	10 U	50 U	500 U	250 U	25 U	10 U	10 U	5 U	0.91 U	42 U	42 U	84 U	1,000 U	1,000 U	2,500 U	0.0
TOLUENE	1 U	1 U	5 U	100 U	50 U	7.2	2 U	2 U	3.9	0.51 U	10 U	10 U	20 U	48	54	500 U	3.1
TRANS-1 3-DICHLOROPROPENE	1 U	1 U	5 U	100 U	50 U	5 U	2 U	2 U	1 U	0.37 U	7.4 U	7.4 U	15 U	200 U	200 U	500 U	0.0
1 1 2-TRICHLOROETHANE	1 U	1 U	5 U	100 U	50 U	5 U	2 U	2 U	1 U	0.23 U	4.6 U	4.6 U	9.2 U	200 U	200 U	500 U	0.0
TETRACHLOROETHENE	1 U	1 U	5 U	100 U	50 U	5 U	2 U	2 U	1 U	0.36 U	7.3 U	7.2 U	14 U	200 U	200 U	500 U	0.0
2-HEXANONE	10 U	10 U	50 U	500 U	250 U	25 U	10 U	10 U	5 U	1.2 U	25 U	25 U	50 U	1,000 U	1,000 U	2,500 U	0.0
DIBROMOCHLOROMETHANE	1 U	1 U	5 U	100 U	50 U	5 U	2 U	2 U	1 U	0.32 U	6.4 U	6.4 U	13 U	200 U	200 U	500 U	0.0
CHLOROBENZENE	1 U	1 U	5 U	100 U	50 U	5 U	2 U	2 U	1 U	0.32 U	15 U	15 U	30 U	200 U	200 U	500 U	0.0
ETHYLBENZENE	1 U	1 U	5 U	100 U	50 U	5 U	2 U	2 U	1 U	0.18 U	15 U	15 U	30U	200 U	200 U	500 U	0.0
P-XYLENE/M-XYLENE	1 U	1 U	5 U	300 U	150 U	10 U	4 U	6 U	2 U	0.66 U	13 U	13 U	26 U	400 U	400 U	1,500 U	0.0
O-XYLENE	1 U	1 U	5 U	100 U	50 U	5 U	2 U	2 U	1 U	0.36 U	15 U	15 U	30 U	200 U	200 U	500 U	0.0
STYRENE	1 U	1 U	5 U	100 U	50 U	5 U	2 U	2 U	1 U	0.18 U	15 U	15 U	29 U	200 U	200 U	500 U	0.0
BROMOFORM	1 U	1 U	5 U	100 U	50 U	5 U	2 U	2 U	1 U	0.26 U	5.1 U	5.2 U	10 U	200 U	200 U	500 U	0.0
1 1 2 2-TETRACHLOROETHANE	1 U	1 U	5 U	100 U	50 U	5 U	2 U	2 U	1 U	0.21 U	4.3 U	4.2 U	8.4 U	200 U	200 U	500 U	0.0

This well was not sampled on the following dates: April and October 1993, and 2013.

WELL NUMBER 87-14(0)
ANALYTICAL SAMPLING RESULTS
(Concentrations in µg/L)

ANALYTE	Jan-95	Feb-96	Oct-96	Oct-97	Oct-98	Oct-00	Oct-02	Oct-04	Oct-06	Oct-08	Oct-10	Oct-11	Nov-12	Oct-13	Oct-14	Oct-15	AVG
CHLOROMETHANE	0.5 U	0.5 U	0.5 U	0.5 U	2,500 U	500 U	100 U	50 U	1 U	1 U	0.35 U	1.8 U	0.70 U	0.70 U	0.70 U	1 U	0.0
VINYL CHLORIDE	7	6	4	2	2,500 U	200 U	100 U	50 U	1 U	1 U	0.90 U	4.5 U	1.8 U	1.8 U	1.8 U	1 U	1.2
CHLOROETHANE	0.5 U	0.5 U	0.5 U	0.5 U	2,500 U	500 U	200 U	50 U	1 U	1 U	0.32 U	1.6 U	0.64 U	0.64 U	0.64 U	1 U	0.0
BROMOMETHANE	0.5 U	0.5 U	0.5 U	0.5 U	2,500 U	500 U	100 U	50 U	1 U	1 U	0.69 U	3.5 U	1.4 U	1.4 U	1.4 U	1 U	0.0
1 1-DICHLOROETHENE	95	44	36	23	2,500 U	500 U	100 U	50 U	1 U	1 U	0.29 U	1.5 U	0.58 U	0.58 U	0.58 U	1 U	12.4
ACETONE	10 U	10 U	10 U	10 U	13,000 U	2,500 U	1,000 U	250 U	5 U	2.8	3.0 U	15 U	6.0 U	6.0 U	6.0 U	2	0.3
CARBON DISULFIDE	2	0.5 U	96	2	2,500 U	500 U	100 U	50 U	1 U	1 U	0.19 U	0.95 U	0.38 U	0.38 U	0.38 U	1 U	6.3
METHYLENE CHLORIDE	14	820	0.5 U	0.5 U	2,500 U	500 U	100 U	26	1 U	1 U	0.44 U	2.2 U	0.88 U	0.88 U	0.88 U	1 U	53.8
TRANS-1 2-DICHLOROETHENE	210	45	64	29	2,500 U	500 U	100 U	50 U	2.8	1.1	0.90 U	4.5 U	1.8 U	1.8 U	1.8 U	0.34	22.0
1 1-DICHLOROETHANE	4	2	2	1	2,500 U	500 U	100 U	50 U	1 U	1 U	0.38 U	1.9 U	0.76 U	0.76 U	0.76 U	1 U	0.6
CIS-1 2-DICHLOROETHENE	0.5 U	9,200	7,150	3,800	4,800	1,500	4,500	39	28	23	6.2	4.1 U	1.6 U	1.6 U	1.6 U	1.6	1,940.5
METHYL ETHYL KETONE	10 U	10 U	10 U	10 U	13,000 U	2,500 U	1,000 U	250 U	5 U	5 U	1.3 U	6.6 U	2.6 U	2.6 U	2.6 U	5 U	0.0
CHLOROFORM	0.5 U	163	160	85	2,500 U	500 U	110	50 U	6.1	4.4	2.8	1.7 U	0.68 U	0.68 U	0.68	0.54	33.3
1 1 1-TRICHLOROETHANE	2	0.5 U	1	0.5 U	2,500 U	500 U	100 U	50 U	1 U	1 U	0.82 U	4.1 U	1.6 U	1.6 U	1.6 U	1 U	0.2
CARBON TETRACHLORIDE	0.5 U	0.5 U	2	0.5 U	2,500 U	500 U	300 U	50 U	1 U	1 U	0.27 U	1.4 U	0.54 U	0.54 U	0.54 U	1 U	0.1
BENZENE	30	15	12	6	2,500 U	70 U	70 U	250 U	1 U	1 U	0.41 U	2.1U	0.82 U	0.82 U	0.82 U	1 U	3.9
1 2-DICHLOROETHANE	0.5 U	0.5 U	0.5 U	0.5 U	2,500 U	500 U	100 U	50 U	1 U	1 U	0.21 U	1.1 U	0.42 U	0.42 U	0.42 U	1 U	0.0
TRICHLOROETHENE	0.5 U	18,000	13,200	9,500	17,000	8,300	29,000	1,200	1,400	970	730	190	140	46	140	160	6,248.5
1 2-DICHLOROPROPANE	0.5 U	0.5 U	0.5 U	0.5 U	2,500 U	500 U	100 U	50 U	1 U	1 U	0.72 U	3.6 U	1.4 U	1.4 U	1.4 U	1 U	0.0
BROMODICHLOROMETHANE	0.5 U	0.5 U	0.5 U	0.5 U	2,500 U	500 U	100 U	50 U	1 U	1 U	0.39 U	2 U	0.78 U	0.78 U	0.78 U	1 U	0.0
CIS-1 3-DICHLOROPROPENE	0.5 U	0.5 U	0.5 U	0.5 U	2,500 U	500 U	100 U	50 U	1 U	1 U	0.36 U	1.8 U	0.72 U	0.72 U	0.72 U	1 U	0.0
MIBK	10 U	10 U	10 U	10 U	5,000 U	1,000 U	1,000 U	250 U	5 U	5 U	2.1 U	11 U	4.2 U	4.2 U	4.2 U	5 U	0.0
TOLUENE	7	3	2	1	2,500 U	500 U	100 U	50 U	1 U	1 U	0.51 U	2.6 U	1.0 U	1.0 U	1.0 U	1 U	0.8
TRANS-1 3-DICHLOROPROPENE	0.5 U	0.5 U	0.5 U	0.5 U	2,500 U	500 U	100 U	50 U	1 U	1 U	0.37 U	1.9 U	0.74 U	0.74 U	0.74 U	1 U	0.0
1 1 2-TRICHLOROETHANE	3	2	2	2	2,500 U	500 U	100 U	50 U	1 U	1 U	0.23 U	1.2 U	0.46 U	0.46 U	0.46 U	1 U	0.6
TETRACHLOROETHENE	0.5 U	0.5 U	0.5 U	0.5 U	2,500 U	500 U	100 U	50 U	1 U	1 U	0.36 U	1.8 U	0.72 U	0.72 U	0.72 U	1 U	0.0
2-HEXANONE	10 U	10 U	10 U	10 U	5,000 U	1,000 U	1,000 U	250 U	5 U	5 U	1.2 U	6.2 U	02.5 U	2.5 U	2.5 U	5 U	0.0
DIBROMOCHLOROMETHANE	0.5 U	0.5 U	0.5 U	0.5 U	2,500 U	500 U	100 U	50 U	1 U	1 U	0.32 U	1.6 U	0.64 U	0.64 U	0.64 U	1 U	0.0
CHLOROBENZENE	0.5 U	0.5 U	0.5 U	0.5 U	2,500 U	500 U	100 U	50 U	1 U	1 U	0.75 U	3.8 U	1.5 U	1.5 U	1.5 U	1 U	0.0
ETHYLBENZENE	0.5 U	0.8	0.6	0.5 U	2,500 U	500 U	100 U	50 U	1 U	1 U	0.74 U	3.7 U	1.5 U	1.5 U	1.5 U	1 U	0.1
P-XYLENE/M-XYLENE	0.5 U	2	1	0.7	2,500 U	500 U	100 U	150 U	2 U	2 U	0.66 U	3.3 U	1.3 U	1.3 U	1.3 U	2 U	0.2
O-XYLENE	0.5 U	0.8	0.9	0.7	2,500 U	500 U	100 U	50 U	1 U	1 U	0.76 U	3.8 U	1.5 U	1.5 U	1.5 U	1 U	0.2
STYRENE	0.5 U	0.5 U	0.5 U	0.5 U	2,500 U	500 U	100 U	50 U	1 U	1 U	0.73 U	3.7 U	1.5 U	1.5 U	1.5 U	1 U	0.0
BROMOFORM	0.5 U	0.5 U	0.5 U	0.5 U	2,500 U	500 U	100 U	50 U	1 U	1 U	0.26 U	1.3 U	0.52 U	0.52 U	0.52 U	1 U	0.0
1 1 2 2-TETRACHLOROETHANE	0.5 U	1 U	0.5 U	0.5 U	2,500 U	500 U	100 U	50 U	1 U	1 U	0.21 U	1.1 U	0.42 U	0.42 U	0.42 U	1 U	0.0

This well was not sampled on the following dates; April, July and October 1993, January, April, July and October 1994;
April, July and October 1995; April and July 1996; January, April and July 1997; April 1998; and October 1999, 2001
2003, 2005, 2007 and 2009.

WELL NUMBER 87-17(1)
ANALYTICAL SAMPLING RESULTS
(Concentrations in µg/L)

ANALYTE	Apr-94	Jul-94	Oct-94	Jan-95	Apr-95	Jul-95	Oct-95	Feb-96	Apr-96	Jul-96	Oct-96	Jan-97	Apr-97	Jul-97	Oct-97	Oct-98	Oct-99	Oct-00	Oct-01
CHLOROMETHANE	5 U	50 U	50 U	25 U	25 U	50 U	25 U	50 U	25 U	25 U	25 U	25 U	2.5 U	2 U	25 U	5 U	25 U	5 U	1 U
VINYL CHLORIDE	101	96	69	103	82	95	125	130	120	91	59	100	100	89	120	91	100	93	110
CHLOROETHANE	5 U	50 U	50 U	25 U	25 U	50 U	25 U	50 U	25 U	25 U	25 U	25 U	2.5 U	2 U	25 U	5 U	25 U	5 U	1 U
BROMOMETHANE	5 U	50 U	50 U	25 U	25 U	50 U	25 U	50 U	25 U	25 U	25 U	25 U	2.5 U	2 U	25 U	5 U	25 U	5 U	1 U
1 1-DICHLOROETHENE	5 U	50 U	50 U	25 U	25 U	50 U	25 U	50 U	25 U	25 U	25 U	25 U	4	2 U	25 U	3	25 U	5 U	1 U
ACETONE	50 U	500 U	500 U	250 U	250 U	500 U	250 U	250 U	125 U	125 U	120 U	120 U	50 U	50 U	120 U	25 U	130 U	50 U	10 U
CARBON DISULFIDE	5 U	50 U	50 U	25 U	25 U	50 U	25 U	50 U	25 U	25 U	25 U	25 U	2.5 U	2 U	25 U	5 U	25 U	5 U	1 U
METHYLENE CHLORIDE	5 U	50 U	50 U	25 U	25 U	50 U	25 U	50 U	25 U	25 U	25 U	25 U	2.5 U	3	25 U	61	25 U	5 U	1 U
TRANS-1 2-DICHLOROETHENE	6	50 U	50 U	25 U	25 U	50 U	25 U	50 U	25 U	25 U	25 U	25 U	4	3	25 U	2	25 U	5 U	3
1 1-DICHLOROETHANE	29	50 U	50 U	25 U	25 U	50 U	25 U	50 U	25 U	25 U	25 U	25 U	23	24	38	17	25 U	17	13
CIS-1 2-DICHLOROETHENE	814	747	310	757	655	660	830	610	570	670	450	590	590	530	680	540	440	370	260
METHYL ETHYL KETONE	50 U	500 U	500 U	250 U	250 U	500 U	250 U	250 U	125 U	125 U	120 U	120 U	50 U	50 U	120 U	25 U	25 U	50 U	10 U
CHLOROFORM	5 U	50 U	50 U	25 U	25 U	50 U	25 U	50 U	25 U	25 U	25 U	25 U	2.5 U	5	25 U	5 U	25 U	5 U	1 U
1 1 1-TRICHLOROETHANE	196	50 U	50 U	147	142	131	120	80	89	100	61	81	120	100	140	74	64	63	42
CARBON TETRACHLORIDE	5 U	50 U	50 U	25 U	25 U	50 U	25 U	50 U	25 U	25 U	25 U	25 U	2.5 U	2 U	25 U	5 U	25 U	5 U	23
BENZENE	5 U	50 U	50 U	25 U	25 U	50 U	25 U	50 U	25 U	25 U	25 U	25 U	2.5 U	2 U	25 U	5 U	4 U	4 U	0.7 U
1 2-DICHLOROETHANE	5 U	50 U	50 U	25 U	25 U	50 U	25 U	50 U	25 U	25 U	25 U	25 U	2.5 U	2 U	25 U	5 U	25 U	5 U	1 U
TRICHLOROETHENE	60	104	50 U	55	25 U	50 U	25 U	50 U	25 U	25 U	25 U	25 U	24	13	25 U	28	25 U	11	8
1 2-DICHLOROPROPANE	5 U	50 U	50 U	25 U	25 U	50 U	25 U	50 U	25 U	25 U	25 U	25 U	2.5 U	2 U	25 U	5 U	25 U	5 U	1 U
BROMODICHLOROMETHANE	5 U	50 U	50 U	25 U	25 U	50 U	25 U	50 U	25 U	25 U	25 U	25 U	2.5 U	2 U	25 U	5 U	25 U	5 U	1 U
CIS-1 3-DICHLOROPROPENE	5 U	50 U	50 U	25 U	25 U	50 U	25 U	50 U	25 U	25 U	25 U	25 U	2.5 U	2 U	25 U	5 U	25 U	5 U	1 U
MIBK	50 U	500 U	500 U	250 U	250 U	500 U	250 U	250 U	50 U	50 U	50 U	50 U	50 U	50 U	50 U	10 U	50 U	50 U	10 U
TOLUENE	5 U	50 U	50 U	25 U	25 U	50 U	25 U	50 U	25 U	25 U	25 U	25 U	2.5 U	2 U	25 U	5 U	25 U	5 U	1 U
TRANS-1 3-DICHLOROPROPENE	5 U	50 U	50 U	25 U	25 U	50 U	25 U	50 U	25 U	25 U	25 U	25 U	2.5 U	2 U	25 U	5 U	25 U	5 U	1 U
1 1 2-TRICHLOROETHANE	5 U	50 U	50 U	25 U	25 U	50 U	25 U	50 U	25 U	25 U	25 U	25 U	2.5 U	2 U	25 U	5 U	25 U	5 U	1 U
TETRACHLOROETHENE	5 U	50 U	50 U	25 U	25 U	50 U	25 U	50 U	25 U	25 U	25 U	25 U	2.5 U	2 U	25 U	5 U	25 U	5 U	1 U
2-HEXANONE	50 U	500 U	500 U	250 U	250 U	500 U	250 U	250 U	50 U	50 U	50 U	50 U	50 U	50 U	50 U	10 U	50 U	50 U	10 U
DIBROMOCHLOROMETHANE	5 U	50 U	50 U	25 U	25 U	50 U	25 U	50 U	25 U	25 U	25 U	25 U	2.5 U	2 U	25 U	5 U	25 U	5 U	1 U
CHLOROBENZENE	5 U	50 U	50 U	25 U	25 U	50 U	25 U	50 U	25 U	25 U	25 U	25 U	2.5 U	2 U	25 U	5 U	25 U	5 U	1 U
ETHYLBENZENE	5 U	50 U	50 U	25 U	25 U	50 U	25 U	50 U	25 U	25 U	25 U	25 U	2.5 U	2 U	25 U	5 U	25 U	5 U	1 U
P-XYLENE/M-XYLENE	5 U	50 U	50 U	25 U	25 U	50 U	25 U	50 U	25 U	25 U	25 U	25 U	2.5 U	2 U	25 U	5 U	25 U	5 U	1 U
O-XYLENE	5 U	50 U	50 U	25 U	25 U	50 U	25 U	50 U	25 U	25 U	25 U	25 U	2.5 U	2 U	25 U	5 U	25 U	5 U	1 U
STYRENE	5 U	50 U	50 U	25 U	25 U	50 U	25 U	50 U	25 U	25 U	25 U	25 U	2.5 U	2 U	25 U	5 U	25 U	5 U	1 U
BROMOFORM	5 U	50 U	50 U	25 U	25 U	50 U	25 U	50 U	25 U	25 U	25 U	25 U	2.5 U	2 U	25 U	5 U	25 U	5 U	1 U
1 1 2 2-TETRACHLOROETHANE	5 U	50 U	50 U	25 U	25 U	50 U	25 U	50 U	25 U	25 U	25 U	25 U	2.5 U	2 U	25 U	5 U	25 U	5 U	1 U

This well was not sampled on the following dates: April, July and October 1993; January 1994; April 1998.

WELL NUMBER 87-17(1)
ANALYTICAL SAMPLING RESULTS
(Concentrations in µg/L)

ANALYTE	Oct-02	Oct-03	Oct-04	Oct-05	Oct-06	Oct-07	Oct-08	Oct-09	Oct-10	Oct-11	Nov-12	Apr-13	Oct-13	Oct-14	Oct-15	AVG
CHLOROMETHANE	1 U	25 U	50 U	1 U	1 U	8 U	1 U	0.35 U	0.35 U	0.35 U	3.5 U	1 U	1.4 U	1.4 U	2 U	0.0
VINYL CHLORIDE	110	110	220	450	170	120	180	140	130	340	420	400	230	310	260	156.1
CHLOROETHANE	2 U	25 U	50 U	1 U	1 U	8 U	1 U	0.32 U	0.32 U	0.32 U	3.2 U	0.68	1.3 U	1.3 U	2 U	0.0
BROMOMETHANE	1 U	25 U	50 U	1 U	1 U	8 U	1 U	0.28 U	0.69 U	0.69 U	6.9 U	1 U	2.8 U	2.8 U	2 U	0.0
1 1-DICHLOROETHENE	13	5.1	10	3.9	5.4	8 U	1.4	1.6	0.89	13	8.3	11	11	4.7	1.4	2.8
ACETONE	10 U	120 U	250 U	5 U	5 U	40 U	5 U	1.3 U	3.0 U	3 U	30 U	1 U	12 U	12 U	10 U	0.0
CARBON DISULFIDE	1 U	25 U	50 U	1 U	1.2	5.6	1	0.19 U	1.5	1.7	8.9	0.40	2.0	0.76 U	2.9	0.7
METHYLENE CHLORIDE	9	25 U	26	1 U	1 U	22	1 U	0.44 U	0.44 U	0.44	4.4 U	1 U	1.8 U	1.8 U	2 U	3.5
TRANS-1 2-DICHLOROETHENE	3	25 U	50 U	3.6	7.1	8 U	2.5	2.3	2.2	3.1	9.0 U	3.3	3.6 U	3.6 U	2.1	1.3
1 1-DICHLOROETHANE	44	15	27	22	20	7.4	6.1	5.1	3.9	16	64	59	38	32	27	15.6
CIS-1 2-DICHLOROETHENE	400	160	1,500	610	870	460	360	280	240	900	850	480	250	220	160	537.5
METHYL ETHYL KETONE	10 U	120 U	250 U	5 U	5 U	40 U	5 U	1.3 U	1.3 U	1.3 U	13 U	5 U	5.3 U	5.3 U	10 U	0.0
CHLOROFORM	1 U	25 U	50 U	1 U	1 U	8 U	1 U	0.34 U	0.34 U	0.34 U	3.4 U	1 U	1.4 U	1.4 U	2 U	0.1
1 1 1-TRICHLOROETHANE	210	65	120	87	82	16	13	11	6.4	93	500	450	240	170	140	113.0
CARBON TETRACHLORIDE	66	25 U	50 U	1 U	1 U	8 U	1 U	0.27 U	0.27 U	0.27 U	2.7 U	1 U	1.1 U	1.1 U	2 U	2.5
BENZENE	0.7 U	120 U	250 U	1 U	1 U	8 U	1 U	0.41 U	0.41 U	0.41 U	4.1 U	1 U	1.6 U	1.6 U	2 U	0.0
1 2-DICHLOROETHANE	1 U	25 U	50 U	1 U	1 U	8 U	1 U	0.21 U	0.21 U	0.21 U	2.1 U	1 U	0.84 U	0.84 U	2 U	0.0
TRICHLOROETHENE	100 U	25	50 U	2.7	4.6	8 U	2.2	2.9	2.3	3.9	13	7.5	4.1	5.0	13	11.1
1 2-DICHLOROPROPANE	1 U	25 U	50 U	1 U	1 U	8 U	1 U	0.32 U	0.72 U	0.72 U	7.2 U	1 U	2.9 U	2.9 U	2 U	0.0
BROMODICHLOROMETHANE	1 U	25 U	50 U	1 U	1 U	8 U	1 U	0.39 U	0.39 U	0.39 U	3.9 U	1 U	1.6 U	1.6 U	2 U	0.0
CIS-1 3-DICHLOROPROPENE	1 U	25 U	50 U	1 U	1 U	8 U	1 U	0.36 U	0.36 U	0.36 U	3.6 U	1 U	1.4 U	1.4 U	2 U	0.0
MIBK	10 U	120 U	250 U	5 U	5 U	40 U	5 U	0.91 U	2.1 U	2.1 U	21 U	5 U	8.4 U	8.4 U	10 U	0.0
TOLUENE	1 U	25 U	50 U	1 U	1 U	8 U	1 U	0.51 U	0.51 U	0.51 U	5.1 U	1 U	2.0 U	2.0 U	2 U	0.0
TRANS-1 3-DICHLOROPROPENE	1 U	25 U	50 U	1 U	1 U	8 U	1 U	0.37 U	0.37 U	0.37 U	3.7 U	1 U	1.5 U	1.5 U	2 U	0.0
1 1 2-TRICHLOROETHANE	1 U	25 U	50 U	1 U	1 U	8 U	1 U	0.23 U	0.23 U	0.23 U	2.3 U	1 U	0.92 U	0.92 U	2 U	0.0
TETRACHLOROETHENE	1 U	25 U	50 U	1 U	1 U	8 U	1 U	0.36 U	0.36 U	0.36 U	3.6 U	1 U	1.4 U	1.4 U	2 U	0.0
2-HEXANONE	10 U	120 U	250 U	5 U	5 U	40 U	5 U	1.2 U	1.2 U	1.2 U	12 U	1 U	5.0 U	5.0 U	10 U	0.0
DIBROMOCHLOROMETHANE	1 U	25 U	50 U	1 U	1 U	8 U	1 U	0.32 U	0.32 U	0.32 U	3.2 U	1 U	1.3 U	1.3 U	2 U	0.0
CHLOROBENZENE	1 U	25 U	50 U	1 U	1 U	8 U	1 U	0.32 U	0.75 U	0.75 U	7.5 U	1 U	3.0 U	3.0 U	2 U	0.0
ETHYLBENZENE	1 U	25 U	50 U	1 U	1 U	8 U	1 U	0.18 U	0.74 U	0.74 U	7.4 U	1 U	3.0 U	3.0 U	2 U	0.0
P-XYLENE/M-XYLENE	1 U	75 U	150 U	2 U	2 U	16 U	2 U	0.66 U	0.66 U	0.66 U	6.6 U	2 U	2.6 U	2.6 U	6 U	0.0
O-XYLENE	1 U	25 U	50 U	1 U	1 U	8 U	1 U	0.36 U	0.76 U	0.76 U	7.6 U	1 U	3.0 U	3.0 U	2 U	0.0
STYRENE	1 U	25 U	50 U	1 U	1 U	8 U	1 U	0.18 U	0.73 U	0.73 U	7.3 U	1 U	2.9 U	2.9 U	2 U	0.0
BROMOFORM	1 U	25 U	50 U	1 U	1 U	8 U	1 U	0.26 U	0.26 U	0.26 U	2.6 U	1 U	1.0 U	1.0 U	2 U	0.0
1 1 2 2-TETRACHLOROETHANE	1 U	25 U	50 U	1 U	1 U	8 U	1 U	0.21 U	0.21 U	0.21 U	2.1 U	1 U	0.84 U	0.84 U	2 U	0.0

This well was not sampled on the following dates: April, July and October 1993; January 1994; April 1998.

WELL NUMBER 87-18(0)
ANALYTICAL SAMPLING RESULTS
(Concentrations in µg/L)

ANALYTE	Jan-96	Apr-96	Apr-97	Oct-97	Oct-98	Oct-99	Oct-00	Oct-01	Oct-02	Oct-03	Oct-04	Oct-05	Oct-06	Oct-07	Oct-08	Oct-09	Oct-10	AVG
CHLOROMETHANE	0.5 U	0.5 U	0.5 U	0.5 U	1 U	1 U	1 U	1 U	1 U	1 U	1 U	1 U	1 U	1 U	1 U	0.35 U	0.35 U	0.0
VINYL CHLORIDE	0.5 U	0.5 U	0.5 U	0.5 U	1 U	1 U	1 U	1 U	1 U	1 U	1 U	1 U	1 U	1 U	1 U	0.24 U	0.90 U	0.0
CHLOROETHANE	0.5 U	0.5 U	0.5 U	0.5 U	1 U	1 U	1 U	1 U	2 U	1 U	1 U	1 U	1 U	1 U	1 U	0.32 U	0.32 U	0.0
BROMOMETHANE	0.5 U	0.5 U	0.5 U	0.5 U	1 U	1 U	1 U	1 U	1 U	1 U	1 U	1 U	1 U	1 U	1 U	0.28 U	0.69 U	0.0
1 1-DICHLOROETHENE	0.5 U	0.5 U	0.5 U	0.5 U	1 U	1 U	1 U	1 U	1 U	1 U	1 U	1 U	1 U	1 U	1 U	0.29 U	0.29 U	0.0
ACETONE	10 U	10 U	10 U	10 U	10 U	10 U	10 U	10 U	10 U	5 U	5 U	5 U	5 U	5 U	5 U	1.3 U	3.0 U	0.0
CARBON DISULFIDE	0.5 U	0.5 U	0.5 U	0.5 U	1 U	1 U	1 U	29	1 U	1 U	1 U	1 U	1 U	1 U	1 U	0.19 U	0.19 U	1.7
METHYLENE CHLORIDE	0.5 U	0.5 U	0.5 U	0.5 U	1 U	1 U	1 U	1 U	1 U	1 U	1 U	1 U	1 U	1 U	1 U	0.44 U	0.44 U	0.0
TRANS-1 2-DICHLOROETHENE	0.5 U	0.5 U	0.5 U	0.5 U	1 U	1 U	1 U	1 U	1 U	1 U	1 U	1 U	1 U	1 U	1 U	0.42 U	0.90 U	0.0
1 1-DICHLOROETHANE	0.5 U	0.5 U	0.5 U	0.5 U	1 U	1 U	1 U	1 U	1 U	1 U	1 U	1 U	1 U	1 U	1 U	0.38 U	0.38 U	0.0
CIS-1 2-DICHLOROETHENE	0.5 U	0.5 U	0.5 U	0.5 U	1 U	1 U	1 U	1 U	1 U	1 U	1 U	1 U	1 U	1 U	1 U	0.38 U	0.81 U	0.0
METHYL ETHYL KETONE	10 U	10 U	10 U	10 U	10 U	10 U	10 U	10 U	10 U	5 U	5 U	5 U	5 U	5 U	5 U	1.3 U	1.3 U	0.0
CHLOROFORM	0.5 U	0.5 U	0.5 U	0.5 U	1 U	1 U	1 U	1 U	1 U	1 U	1 U	1 U	1 U	1 U	1 U	0.34 U	0.34 U	0.0
1 1 1-TRICHLOROETHANE	0.5 U	0.5 U	0.5 U	0.5 U	1 U	1 U	1 U	1 U	1 U	1 U	1 U	1 U	1 U	1 U	1 U	0.26 U	0.82 U	0.0
CARBON TETRACHLORIDE	0.5 U	0.5 U	0.5 U	0.5 U	1 U	1 U	1 U	1 U	3 U	1 U	1 U	1 U	1 U	1 U	1 U	0.27 U	0.27 U	0.0
BENZENE	0.5 U	0.5 U	0.5 U	0.5 U	0.7 U	0.7 U	0.7 U	0.7 U	0.7 U	1 U	1 U	1 U	1 U	1 U	1 U	0.41 U	0.41 U	0.0
1 2-DICHLOROETHANE	0.5 U	0.5 U	0.5 U	0.5 U	1 U	1 U	1 U	1 U	1 U	1 U	1 U	1 U	1 U	1 U	1 U	0.21 U	0.21 U	0.0
TRICHLOROETHENE	0.5 U	0.5 U	0.5 U	0.5 U	1 U	1 U	1 U	1 U	2 U	1 U	1 U	1 U	1 U	1 U	1 U	0.46 U	0.46 U	0.0
1 2-DICHLOROPROPANE	0.5 U	0.5 U	0.5 U	0.5 U	1 U	1 U	1 U	1 U	1 U	1 U	1 U	1 U	1 U	1 U	1 U	0.32 U	0.72 U	0.0
BROMODICHLOROMETHANE	0.5 U	0.5 U	0.5 U	0.5 U	1 U	1 U	1 U	1 U	1 U	1 U	1 U	1 U	1 U	1 U	1 U	0.39 U	0.39 U	0.0
CIS-1 3-DICHLOROPROPENE	0.5 U	0.5 U	0.5 U	0.5 U	1 U	1 U	1 U	1 U	1 U	1 U	1 U	1 U	1 U	1 U	1 U	0.36 U	0.36 U	0.0
MIBK	10 U	10 U	10 U	10 U	10 U	10 U	10 U	10 U	10 U	5 U	5 U	5 U	5 U	5 U	5 U	0.91 U	2.1 U	0.0
TOLUENE	0.5 U	0.5 U	0.5 U	0.5 U	1 U	1 U	1 U	1 U	1 U	1 U	1 U	1 U	1 U	1 U	1 U	0.51 U	0.51 U	0.0
TRANS-1 3-DICHLOROPROPENE	0.5 U	0.5 U	0.5 U	0.5 U	1 U	1 U	1 U	1 U	1 U	1 U	1 U	1 U	1 U	1 U	1 U	0.37 U	0.37 U	0.0
1 1 2-TRICHLOROETHANE	0.5 U	0.5 U	0.5 U	0.5 U	1 U	1 U	1 U	1 U	1 U	1 U	1 U	1 U	1 U	1 U	1 U	0.23 U	0.23 U	0.0
TETRACHLOROETHENE	0.5 U	0.5 U	0.5 U	0.5 U	1 U	1 U	1 U	1 U	1 U	1 U	1 U	1 U	1 U	1 U	1 U	0.36 U	0.36 U	0.0
2-HEXANONE	10 U	10 U	10 U	10 U	10 U	10 U	10 U	10 U	10 U	5 U	5 U	5 U	5 U	5 U	5 U	1.2 U	1.2 U	0.0
DIBROMOCHLOROMETHANE	0.5 U	0.5 U	0.5 U	0.5 U	1 U	1 U	1 U	1 U	1 U	1 U	1 U	1 U	1 U	1 U	1 U	0.32 U	0.32 U	0.0
CHLOROBENZENE	0.5 U	0.5 U	0.5 U	0.5 U	1 U	1 U	1 U	1 U	1 U	1 U	1 U	1 U	1 U	1 U	1 U	0.32 U	0.75 U	0.0
ETHYLBENZENE	0.5 U	0.5 U	0.5 U	0.5 U	1 U	1 U	1 U	1 U	1 U	1 U	1 U	1 U	1 U	1 U	1 U	0.18 U	0.74 U	0.0
P-XYLENE/M-XYLENE	0.5 U	0.5 U	0.5 U	0.5 U	1 U	1 U	1 U	1 U	1 U	3 U	3 U	2 U	2 U	2 U	2 U	0.66 U	0.66 U	0.0
O-XYLENE	0.5 U	0.5 U	0.5 U	0.5 U	1 U	1 U	1 U	1 U	1 U	1 U	1 U	1 U	1 U	1 U	1 U	0.36 U	0.76 U	0.0
STYRENE	0.5 U	0.5 U	0.5 U	0.5 U	1 U	1 U	1 U	1 U	1 U	1 U	1 U	1 U	1 U	1 U	1 U	0.18 U	0.73 U	0.0
BROMOFORM	0.5 U	0.5 U	0.5 U	0.5 U	1 U	1 U	1 U	1 U	1 U	1 U	1 U	1 U	1 U	1 U	1 U	0.26 U	0.26 U	0.0
1 1 2 2-TETRACHLOROETHANE	1 U	1 U	0.5 U	0.5 U	1 U	1 U	1 U	1 U	1 U	1 U	1 U	1 U	1 U	1 U	1 U	0.21 U	0.21 U	0.0

This well was not sampled on the following dates: April, July and October 1993; January, April, July and October 1994; January, April, July and October 1995, July and October 1996, January and July 1997, April 1998, October 2011, November 2012, October 2013, October 2014 and October 2105.

WELL NUMBER 87-19(1)
ANALYTICAL SAMPLING RESULTS
(Concentrations in µg/L)

ANALYTE	Jan-94	Jul-94	Jan-95	Jul-95	Jan-96	Apr-96	Oct-96	Apr-97	Oct-97	Apr-98	Oct-98	Oct-99	Oct-00	Oct-01	Oct-02	Oct-03	Oct-04	Oct-05	Oct-06	Oct-07	Oct-08	Oct-09	Oct-10	Oct-11	Nov-12	Oct-13	Oct-14	Oct-15	AVG
CHLOROMETHANE	0.5 U	5 U	0.5 U	5 U	0.5 U	0.5 U	0.5 U	0.5 U	0.5 U	1 U	1 U	1 U	1 U	1 U	1 U	1 U	1 U	1 U	1 U	1 U	1 U	0.35 U	0.35 U	0.35 U	0.35 U	0.35 U	0.35 U	1.0 U	0.0
VINYL CHLORIDE	0.5 U	5 U	0.5 U	5 U	0.5 U	0.5 U	0.5 U	0.6	3	1 U	1 U	3	3	7	3	1 U	1 U	1 U	1 U	1 U	4.3	3.7	4.6	3.4	2.3	1.7	0.90 U	2.5	1.5
CHLOROETHANE	0.5 U	5 U	0.5 U	5 U	0.5 U	0.5 U	0.5 U	0.5 U	0.5 U	1 U	1 U	1 U	1 U	1 U	2 U	1 U	1 U	1 U	1 U	1 U	1 U	0.32 U	0.32 U	0.32 U	0.32 U	0.32U	0.32 U	1.0 U	0.0
BROMOMETHANE	0.5 U	5 U	0.5 U	5 U	0.5 U	0.5 U	0.5 U	0.5 U	0.5 U	1 U	1 U	1 U	1 U	1 U	1 U	1 U	1 U	1 U	1 U	1 U	1 U	0.28 U	0.69 U	0.69 U	0.69 U	0.69 U	0.69 U	1.0 U	0.0
1 1-DICHLOROETHENE	0.5 U	5 U	0.5 U	5 U	0.5 U	0.5 U	0.5 U	0.5 U	0.5 U	1 U	1 U	1 U	1 U	1 U	1 U	1 U	1 U	1 U	1 U	1 U	1 U	0.29 U	0.29 U	0.29 U	0.29 U	0.29 U	0.29 U	1.0 U	0.0
ACETONE	50 U	50 U	10 U	50 U	10 U	10 U	10 U	10 U	10 U	10 U	10 U	10 U	10 U	10 U	10 U	5 U	5 U	5 U	5 U	1.3	5 U	1.3 U	3.0 U	3 U	3.0 U	3.0 U	3.0 U	5.0 U	0.0
CARBON DISULFIDE	0.5 U	5 U	0.5 U	5 U	0.5 U	0.5 U	0.5 U	0.5 U	0.5 U	2	1 U	1 U	1 U	1 U	1 U	1 U	1 U	1 U	1 U	0.8	1 U	0.19 U	0.19 U	0.51 J	0.47	0.19 U	0.19 U	0.25	0.1
METHYLENE CHLORIDE	0.5 U	5 U	0.5 U	5 U	0.5 U	0.5 U	0.5 U	0.5 U	0.5 U	2 U	1 U	1 U	1 U	1 U	1 U	1 U	1 U	1 U	1 U	1 U	1 U	0.44 U	0.44 U	0.44 U	0.44 U	0.44 U	0.44 U	1.0 U	0.0
TRANS-1 2-DICHLOROETHENE	0.5 U	5 U	0.5 U	5 U	0.5 U	0.5 U	0.5 U	0.5 U	0.5 U	1 U	1 U	1 U	1 U	1 U	1 U	1 U	1 U	1 U	1 U	1 U	1 U	0.42 U	0.90 U	0.9 U	0.90 U	0.90 U	0.90 U	1.0 U	0.0
1 1-DICHLOROETHANE	0.5 U	5 U	0.5 U	5 U	0.5 U	0.5 U	0.5 U	0.5 U	0.5 U	1 U	1 U	1 U	1 U	1 U	1 U	1 U	1 U	1 U	1 U	1 U	1 U	0.38 U	0.38 U	0.38 U	0.38 U	0.38 U	0.38 U	1.0 U	0.0
CIS-1 2-DICHLOROETHENE	2	5 U	0.9	5 U	4	5	7	6	9	7	8	9	10	20	11	2.8	3.8	1.5	1 U	3	6.4	5.7	6.4	6.1	7.3	7.6	4.4	5.9	5.7
METHYL ETHYL KETONE	50 U	50 U	10 U	50 U	10 U	10 U	10 U	10 U	10 U	10 U	10 U	10 U	10 U	10 U	10 U	5 U	5 U	5 U	5 U	5 U	5 U	1.3 U	1.3 U	1.3 U	1.3 U	1.3 U	1.3 U	5.0 U	0.0
CHLOROFORM	0.5 U	5 U	0.5 U	5 U	0.5 U	0.5 U	0.5 U	0.5 U	0.5 U	1 U	1 U	1 U	1 U	1 U	1 U	1 U	1 U	1 U	1 U	1 U	1 U	0.34 U	0.34 U	0.34 U	0.34 U	0.34 U	0.34 U	1.0 U	0.0
1 1 1-TRICHLOROETHANE	0.5 U	5 U	0.5 U	5 U	0.5 U	0.5 U	0.5 U	0.5 U	0.5 U	1 U	1 U	1 U	1 U	1 U	1 U	1 U	1 U	1 U	1 U	1 U	1 U	0.26 U	0.82 U	0.82 U	0.82 U	0.82 U	0.82 U	1.0 U	0.0
CARBON TETRACHLORIDE	0.5 U	5 U	0.5 U	5 U	0.5 U	0.5 U	0.5 U	0.5 U	0.5 U	1 U	1 U	1 U	1 U	1 U	3 U	1 U	1 U	1 U	1 U	1 U	1 U	0.27 U	0.27 U	0.27 U	0.27 U	0.27 U	0.27 U	1.0 U	0.0
BENZENE	0.5 U	5 U	0.5 U	5 U	0.5 U	0.5 U	0.5 U	0.5 U	0.5 U	0.7 U	0.7 U	0.7 U	0.7 U	0.7 U	0.7 U	1 U	1 U	1 U	1 U	1 U	1 U	0.41 U	0.41 U	0.41 U	0.41 U	0.41 U	0.41 U	1.0 U	0.0
1 2-DICHLOROETHANE	0.5 U	5 U	0.5 U	5 U	0.5 U	0.5 U	0.5 U	0.5 U	0.5 U	1 U	1 U	1 U	1 U	1 U	1 U	1 U	1 U	1 U	1 U	1 U	1 U	0.21U	0.21 U	0.21 U	0.21 U	0.21 U	0.21 U	1.0 U	0.0
TRICHLOROETHENE	1	5 U	0.5 U	5 U	2	2	3	2	3	3	4	4	3	6	2 U	0.42	0.39	1 U	1 U	1 U	0.83	0.46 U	0.46 U	0.46 U	0.46 U	0.56	0.46 U	1.0 U	1.3
1 2-DICHLOROPROPANE	0.5 U	5 U	0.5 U	5 U	0.5 U	0.5 U	0.5 U	0.5 U	0.5 U	1 U	1 U	1 U	1 U	1 U	1 U	1 U	1 U	1 U	1 U	1 U	1 U	0.32 U	0.72 U	0.72 U	0.72 U	0.72 U	0.72 U	1.0 U	0.0
BROMODICHLOROMETHANE	0.5 U	5 U	0.5 U	5 U	0.5 U	0.5 U	0.5 U	0.5 U	0.5 U	1 U	1 U	1 U	1 U	1 U	1 U	1 U	1 U	1 U	1 U	1 U	1 U	0.39 U	0.39 U	0.39 U	0.39 U	0.39 U	0.39 U	1.0 U	0.0
CIS-1 3-DICHLOROPROPENE	0.5 U	5 U	0.5 U	5 U	0.5 U	0.5 U	0.5 U	0.5 U	0.5 U	1 U	1 U	1 U	1 U	1 U	1 U	1 U	1 U	1 U	1 U	1 U	1 U	0.36 U	0.36 U	0.36 U	0.36 U	0.36 U	0.36 U	1.0 U	0.0
MIBK	50 U	50 U	10 U	50 U	10 U	10 U	10 U	10 U	10 U	10 U	10 U	10 U	10 U	10 U	10 U	5 U	5 U	5 U	5 U	5 U	5 U	0.91 U	2.1 U	2.1 U	2.1 U	2.1 U	2.1 U	5.0 U	0.0
TOLUENE	0.5 U	5 U	0.5 U	5 U	0.5 U	0.5 U	0.5 U	0.5 U	0.5 U	1 U	1 U	1 U	1 U	1 U	1 U	1 U	1 U	1 U	1 U	1 U	1 U	0.51 U	0.51 U	0.51 U	0.51 U	0.51 U	0.51 U	1.0 U	0.0
TRANS-1 3-DICHLOROPROPENE	0.5 U	5 U	0.5 U	5 U	0.5 U	0.5 U	0.5 U	0.5 U	0.5 U	1 U	1 U	1 U	1 U	1 U	1 U	1 U	1 U	1 U	1 U	1 U	1 U	0.37 U	0.37 U	0.37 U	0.37 U	0.37 U	0.37 U	1.0 U	0.0
1 1 2-TRICHLOROETHANE	0.5 U	5 U	0.5 U	5 U	0.5 U	0.5 U	0.5 U	0.5 U	0.5 U	1 U	1 U	1 U	1 U	1 U	1 U	1 U	1 U	1 U	1 U	1 U	1 U	0.23 U	0.23 U	0.23 U	0.23 U	0.23 U	0.23 U	1.0 U	0.0
TETRACHLOROETHENE	0.5 U	5 U	0.5 U	5 U	0.5 U	0.5 U	0.5 U	0.5 U	0.5 U	1 U	1 U	1 U	1 U	1 U	1 U	1 U	1 U	1 U	1 U	1 U	1 U	0.36 U	0.36 U	0.36 U	0.36 U	0.36 U	0.36 U	1.0 U	0.0
2-HEXANONE	50 U	50 U	10 U	50 U	10 U	10 U	10 U	10 U	10 U	10 U	10 U	10 U	10 U	10 U	10 U	5 U	5 U	5 U	5 U	5 U	5 U	1.2 U	1.2 U	1.2 U	1.2 U	1.2 U	1.2 U	5.0 U	0.0
DIBROMOCHLOROMETHANE	0.5 U	5 U	0.5 U	5 U	0.5 U	0.5 U	0.5 U	0.5 U	0.5 U	1 U	1 U	1 U	1 U	1 U	1 U	1 U	1 U	1 U	1 U	1 U	1 U	0.32 U	0.32 U	0.32 U	0.32 U	0.32 U	0.32 U	1.0 U	0.0
CHLOROBENZENE	0.5 U	5 U	0.5 U	5 U	0.5 U	0.5 U	0.5 U	0.5 U	0.5 U	1 U	1 U	1 U	1 U	1 U	1 U	1 U	1 U	1 U	1 U	1 U	1 U	0.32 U	0.75 U	0.75 U	0.75 U	0.75 U	0.75 U	1.0 U	0.0
ETHYLBENZENE	0.5 U	5 U	0.5 U	5 U	0.5 U	0.5 U	0.5 U	0.5 U	0.5 U	1 U	1 U	1 U	1 U	1 U	1 U	1 U	1 U	1 U	1 U	1 U	1 U	0.18 U	0.74 U	0.74 U	0.74 U	0.74 U	0.74 U	1.0 U	0.0
P-XYLENE/M-XYLENE	0.5 U	5 U	0.5 U	5 U	0.5 U	0.5 U	0.5 U	0.5 U	0.5 U	1 U	1 U	1 U	1 U	1 U	1 U	3 U	3 U	2 U	2 U	2 U	2 U	0.66 U	0.66 U	0.66 U	0.66 U	0.66 U	0.66 U	2.0 U	0.0
O-XYLENE	0.5 U	5 U	0.5 U	5 U	0.5 U	0.5 U	0.5 U	0.5 U	0.5 U	1 U	1 U	1 U	1 U	1 U	1 U	1 U	1 U	1 U	1 U	1 U	1 U	0.36 U	0.76 U	0.76 U	0.76 U	0.76 U	0.76 U	1.0 U	0.0
STYRENE	0.5 U	5 U	0.5 U	5 U	0.5 U	0.5 U	0.5 U	0.5 U	0.5 U	1 U	1 U	1 U	1 U	1 U	1 U	1 U	1 U	1 U	1 U	1 U	1 U	0.18 U	0.73 U	0.73 U	0.73 U	0.73 U	0.73 U	1.0 U	0.0
BROMOFORM	0.5 U	5 U	0.5 U	5 U	0.5 U	0.5 U	0.5 U	0.5 U	0.5 U	1 U	1 U	1 U	1 U	1 U	1 U	1 U	1 U	1 U	1 U	1 U	1 U	0.26 U	0.26 U	0.26 U	0.26 U	0.26 U	0.26 U	1.0 U	0.0
1 1 2 2-TETRACHLOROETHANE	0.5 U	5 U	0.5 U	5 U	1 U	1 U	0.5 U	0.5 U	0.5 U	1 U	1 U	1 U	1 U	1 U	1 U	1 U	1 U	1 U	1 U	1 U	1 U	0.21 U	0.21 U	0.21 U	0.21 U	0.21 U	0.21 U	1.0 U	0.0

This well was not sampled on the following dates: April, July and October 1993; April and October 1994; April and October 1995; July 1996 and January and July 1997.

WELL NUMBER 87-20(0)
ANALYTICAL SAMPLING RESULTS
(Concentrations in µg/L)

ANALYTE	Jul-93	Jan-94	Jul-94	Jan-95	Jan-96	Apr-96	Oct-96	Jul-97	Oct-97	Apr-98	Oct-98	Oct-99	Oct-00	Oct-01	Oct-02	Oct-03	Oct-04	Oct-05	Oct-06	Oct-07	Oct-08	Oct-09	Oct-10	Oct-11	Nov-12	Oct-13	Oct-14	Oct-15	AVG
CHLOROMETHANE	0.5 U	0.5 U	1 U	0.5 U	0.5 U	0.5 U	0.5 U	0.5 U	0.5 U	1 U	1 U	1 U	1 U	1 U	1 U	1 U	1 U	1 U	1 U	1 U	1 U	0.35 U	0.35 U	0.35 U	0.35 U	0.35 U	0.35 U	1 U	0.0
VINYL CHLORIDE	0.5 U	0.5 U	1 U	0.5 U	0.5 U	0.5 U	0.5 U	0.5 U	0.5 U	1 U	1 U	1 U	1 U	1 U	1 U	1 U	1 U	1 U	1 U	1 U	1 U	0.24 U	0.90 U	0.9 U	0.90 U	0.90 U	0.90 U	1 U	0.0
CHLOROETHANE	0.5 U	0.5 U	1 U	0.5 U	0.5 U	0.5 U	0.5 U	0.5 U	0.5 U	1 U	1 U	1 U	1 U	1 U	2 U	1 U	1 U	1 U	1 U	1 U	1 U	0.32 U	0.32 U	0.32 U	0.32 U	0.32 U	0.32 U	1 U	0.0
BROMOMETHANE	0.5 U	0.5 U	1 U	0.5 U	0.5 U	0.5 U	0.5 U	0.5 U	0.5 U	1 U	1 U	1 U	1 U	1 U	1 U	1 U	1 U	1 U	1 U	1 U	1 U	0.28 U	0.69 U	0.69 U	0.69 U	0.69 U	0.69 U	1 U	0.0
1 1-DICHLOROETHENE	0.5 U	0.5 U	1 U	0.5 U	0.5 U	0.5 U	0.5 U	0.5 U	0.5 U	1 U	1 U	1 U	1 U	1 U	1 U	1 U	1 U	1 U	1 U	1 U	1 U	0.29 U	0.29 U	0.29 U	0.29 U	0.29 U	0.29 U	1 U	0.0
ACETONE	20 U	50 U	10 U	10 U	10 U	10 U	10 U	10 U	10 U	10 U	10 U	10 U	10 U	10 U	10 U	2.6	5 U	5 U	5 U	5 U	5 U	1.3 U	3.0 U	3 U	3.0 U	3.0 U	3.0 U	5 U	0.1
CARBON DISULFIDE	0.5 U	0.5 U	1 U	1	0.5 U	0.5 U	0.5 U	0.5 U	0.5 U	1 U	1 U	1 U	1 U	1 U	1 U	1 U	1 U	1 U	1 U	0.42	1 U	0.19 U	0.19 U	0.19 U	1.0	0.19 U	0.19 U	1 U	0.1
METHYLENE CHLORIDE	0.5 U	0.5 U	1 U	0.5 U	0.5 U	0.5 U	0.5 U	0.5 U	0.5 U	2 U	1 U	1 U	1 U	1 U	1 U	1 U	1 U	1 U	1 U	1 U	1 U	0.44 U	0.44 U	0.44 U	0.44 U	0.44 U	0.44 U	1 U	0.0
TRANS-1 2-DICHLOROETHENE	0.5 U	0.5 U	1 U	0.5 U	0.5 U	0.5 U	0.5 U	0.5 U	0.5 U	1 U	1 U	1 U	1 U	1 U	1 U	1 U	1 U	1 U	1 U	1 U	1 U	0.42 U	0.90 U	0.9 U	0.90 U	0.90 U	0.90 U	1 U	0.0
1 1-DICHLOROETHANE	0.5 U	0.5 U	1 U	3	0.5 U	0.5 U	0.5 U	0.5 U	0.5 U	1 U	1 U	1 U	1 U	1 U	1 U	1 U	1 U	1 U	1 U	1 U	1 U	0.38 U	0.38 U	0.38 U	0.38 U	0.38 U	0.38 U	1 U	0.1
CIS-1 2-DICHLOROETHENE	0.5 U	0.5 U	1 U	0.5 U	0.5 U	0.5 U	0.5 U	0.5 U	0.5 U	1 U	1 U	1 U	1 U	1 U	1 U	1 U	0.79	1 U	1 U	1 U	1 U	0.38 U	0.81 U	0.81 U	0.81 U	0.81 U	0.81 U	1 U	0.0
METHYL ETHYL KETONE	20 U	50 U	10 U	10 U	10 U	10 U	10 U	10 U	10 U	10 U	10 U	10 U	10 U	10 U	10 U	5 U	5 U	5 U	5 U	5 U	5 U	1.3 U	1.3 U	1.3 U	1.3 U	1.3 U	1.3 U	5 U	0.0
CHLOROFORM	0.5 U	0.5 U	1 U	0.5 U	0.5 U	0.5 U	0.5 U	0.5 U	0.5 U	1 U	1 U	1 U	1 U	1 U	1 U	1 U	1 U	1 U	1 U	1 U	1 U	0.34 U	0.34 U	0.34 U	0.34 U	0.34 U	0.34 U	1 U	0.0
1 1 1-TRICHLOROETHANE	0.5 U	0.5 U	1 U	0.5 U	0.5 U	0.5 U	0.5 U	0.5 U	0.5 U	1 U	1 U	1 U	1 U	1 U	1 U	1 U	1 U	1 U	1 U	1 U	1 U	0.26 U	0.82 U	0.82 U	0.82 U	0.82 U	0.82 U	1 U	0.0
CARBON TETRACHLORIDE	0.5 U	0.5 U	1 U	0.5 U	0.5 U	0.5 U	0.5 U	0.5 U	0.5 U	1 U	1 U	1 U	1 U	1 U	3 U	1 U	1 U	1 U	1 U	1 U	1 U	0.27 U	0.27 U	0.27 U	0.27 U	0.27 U	0.27 U	1 U	0.0
BENZENE	0.5 U	0.5 U	1 U	0.5 U	0.5 U	0.5 U	0.5 U	0.5 U	0.5 U	0.7 U	0.7 U	0.7 U	0.7 U	0.7 U	0.7 U	1 U	1 U	1 U	1 U	1 U	1 U	0.41 U	0.41 U	0.41 U	0.41 U	0.41 U	0.41 U	1 U	0.0
1 2-DICHLOROETHANE	0.5 U	0.5 U	1 U	0.5 U	0.5 U	0.5 U	0.5 U	0.5 U	0.5 U	1 U	1 U	1 U	1 U	1 U	1 U	1 U	1 U	1 U	1 U	1 U	1 U	0.21 U	0.21 U	0.21 U	0.21 U	0.21 U	0.21 U	1 U	0.0
TRICHLOROETHENE	0.5 U	0.5 U	1 U	0.5 U	0.5 U	0.5 U	0.6	0.5 U	0.5 U	1 U	1 U	1 U	1 U	1 U	2 U	1 U	1 U	1 U	1 U	1 U	1 U	0.46 U	0.46 U	0.46 U	0.46 U	0.46 U	0.46 U	0.24	0.0
1 2-DICHLOROPROPANE	0.5 U	0.5 U	1 U	0.5 U	0.5 U	0.5 U	0.5 U	0.5 U	0.5 U	1 U	1 U	1 U	1 U	1 U	1 U	1 U	1 U	1 U	1 U	1 U	1 U	0.32 U	0.72 U	0.72 U	0.72 U	0.72 U	0.72 U	1 U	0.0
BROMODICHLOROMETHANE	0.5 U	0.5 U	1 U	0.5 U	0.5 U	0.5 U	0.5 U	0.5 U	0.5 U	1 U	1 U	1 U	1 U	1 U	1 U	1 U	1 U	1 U	1 U	1 U	1 U	0.39 U	0.39 U	0.39 U	0.39 U	0.39 U	0.39 U	1 U	0.0
CIS-1 3-DICHLOROPROPENE	0.5 U	0.5 U	1 U	0.5 U	0.5 U	0.5 U	0.5 U	0.5 U	0.5 U	1 U	1 U	1 U	1 U	1 U	1 U	1 U	1 U	1 U	1 U	1 U	1 U	0.36 U	0.36 U	0.36 U	0.36 U	0.36 U	0.36 U	1 U	0.0
MIBK	20 U	50 U	10 U	10 U	10 U	10 U	10 U	10 U	10 U	10 U	10 U	10 U	10 U	10 U	10 U	5 U	5 U	5 U	5 U	5 U	5 U	0.91 U	2.1 U	2.1 U	2.1 U	2.1 U	2.1 U	5 U	0.0
TOLUENE	0.5 U	0.5 U	1 U	0.5 U	0.5 U	0.5 U	0.5 U	0.5 U	0.5 U	1 U	1 U	1 U	1 U	1 U	1 U	1 U	1 U	1 U	1 U	1 U	1 U	0.51 U	0.51 U	0.51 U	0.51 U	0.51 U	0.51 U	1 U	0.0
TRANS-1 3-DICHLOROPROPENE	0.5 U	0.5 U	1 U	0.5 U	0.5 U	0.5 U	0.5 U	0.5 U	0.5 U	1 U	1 U	1 U	1 U	1 U	1 U	1 U	1 U	1 U	1 U	1 U	1 U	0.37 U	0.37 U	0.37 U	0.37 U	0.37 U	0.37 U	1 U	0.0
1 1 2-TRICHLOROETHANE	0.5 U	0.5 U	1 U	0.5 U	0.5 U	0.5 U	0.5 U	0.5 U	0.5 U	1 U	1 U	1 U	1 U	1 U	1 U	1 U	1 U	1 U	1 U	1 U	1 U	0.23 U	0.23 U	0.23 U	0.23 U	0.23 U	0.23 U	1 U	0.0
TETRACHLOROETHENE	0.5 U	0.5 U	1 U	0.5 U	0.5 U	0.5 U	0.5 U	0.5 U	0.5 U	1 U	1 U	1 U	1 U	1 U	1 U	1 U	1 U	1 U	1 U	1 U	1 U	0.36 U	0.36 U	0.36 U	0.36 U	0.36 U	0.36 U	1 U	0.0
2-HEXANONE	20 U	50 U	10 U	10 U	10 U	10 U	10 U	10 U	10 U	10 U	10 U	10 U	10 U	10 U	10 U	5 U	5 U	5 U	5 U	5 U	5 U	1.2 U	1.2 U	1.2 U	1.2 U	1.2 U	1.2 U	5 U	0.0
DIBROMOCHLOROMETHANE	0.5 U	0.5 U	1 U	0.5 U	0.5 U	0.5 U	0.5 U	0.5 U	0.5 U	1 U	1 U	1 U	1 U	1 U	1 U	1 U	1 U	1 U	1 U	1 U	1 U	0.32 U	0.32 U	0.32 U	0.32 U	0.32 U	0.32 U	1 U	0.0
CHLOROBENZENE	0.5 U	0.5 U	1 U	0.5 U	0.5 U	0.5 U	0.5 U	0.5 U	0.5 U	1 U	1 U	1 U	1 U	1 U	1 U	1 U	1 U	1 U	1 U	1 U	1 U	0.32 U	0.75 U	0.75 U	0.75 U	0.75 U	0.75 U	1 U	0.0
ETHYLBENZENE	0.5 U	0.5 U	1 U	0.5 U	0.5 U	0.5 U	0.5 U	0.5 U	0.5 U	1 U	1 U	1 U	1 U	1 U	1 U	1 U	1 U	1 U	1 U	1 U	1 U	0.18 U	0.74 U	0.74 U	0.74 U	0.74 U	0.74 U	1 U	0.0
P-XYLENE/M-XYLENE	0.5 U	0.5 U	1 U	0.5 U	0.5 U	0.5 U	0.5 U	0.5 U	0.5 U	1 U	1 U	1 U	1 U	1 U	1 U	3 U	3 U	2 U	2 U	2 U	2 U	0.66 U	0.66 U	0.66 U	0.66 U	0.66 U	0.66 U	2 U	0.0
O-XYLENE	0.5 U	0.5 U	1 U	0.5 U	0.5 U	0.5 U	0.5 U	0.5 U	0.5 U	1 U	1 U	1 U	1 U	1 U	1 U	1 U	1 U	1 U	1 U	1 U	1 U	0.36 U	0.76 U	0.76 U	0.76 U	0.76 U	0.76 U	1 U	0.0
STYRENE	0.5 U	0.5 U	1 U	0.5 U	0.5 U	0.5 U	0.5 U	0.5 U	0.5 U	1 U	1 U	1 U	1 U	1 U	1 U	1 U	1 U	1 U	1 U	1 U	1 U	0.18 U	0.73 U	0.73 U	0.73 U	0.73 U	0.73 U	1 U	0.0
BROMOFORM	0.5 U	0.5 U	1 U	0.5 U	0.5 U	0.5 U	0.5 U	0.5 U	0.5 U	1 U	1 U	1 U	1 U	1 U	1 U	1 U	1 U	1 U	1 U	1 U	1 U	0.26 U	0.26 U	0.26 U	0.26 U	0.26 U	0.26 U	1 U	0.0
1 1 2 2-TETRACHLOROETHANE	0.5 U	0.5 U	1 U	0.5 U	1 U	1 U	0.5 U	0.5 U	0.5 U	1 U	1 U	1 U	1 U	1 U	1 U	1 U	1 U	1 U	1 U	1 U	1 U	0.21 U	0.21 U	0.21 U	0.21 U	0.21 U	0.21 U	1 U	0.0

This well was not sampled on the following dates: April and October 1993; April and October 1994; April, July and October 1995; July 1996 and January and April 1997.

WELL NUMBER 87-20(1)
ANALYTICAL SAMPLING RESULTS
(Concentrations in µg/L)

ANALYTE	Apr-93	Jul-93	Oct-93	Jan-94	Jul-94	Jan-95	Jul-95	Jan-96	Apr-96	Oct-96	Apr-97	Oct-97	Apr-98	Oct-98	Oct-99	Oct-00	Dec-01	Oct-02	Oct-03	Oct-04	Oct-06	Oct-07	Oct-08	Oct-09	Oct-10	Oct-11	Nov-12	Oct-13	Oct-14	Oct-15	AVG
CHLOROMETHANE	5 U	125 U	5,000 U	5 U	1,000 U	250 U	1,250 U	25 U	1,000 U	1,000 U	500 U	1,200 U	100 U	200 U	1,000 U	1,300 U	100 U	500 U	200 U	500 U	1 U	25 U	200 U	3.5 U	0.35 U	0.35 U	35 U	35 U	35 U	25 U	0.0
VINYL CHLORIDE	211	281	5,000 U	207	1,000 U	250 U	1,250 U	340	1,000 U	1,000 U	500 U	1,200 U	720	200 U	510	500 U	1,100	500 U	200 U	350	50	370	650	520	670	540	1,300	1,500	1,600	1,600	417.3
CHLOROETHANE	5 U	125 U	5,000 U	5 U	1,000 U	250 U	1,250 U	25 U	1,000 U	1,000 U	500 U	1,200 U	100 U	200 U	1,000 U	1,300 U	100 U	1,000 U	200 U	500 U	1 U	25 U	200 U	3.2 U	0.32 U	0.32 U	32 U	32 U	32 U	25 U	0.0
BROMOMETHANE	5 U	125 U	5,000 U	5 U	1,000 U	250 U	1,250 U	25 U	1,000 U	1,000 U	500 U	1,200 U	100 U	200 U	1,000 U	1,300 U	100 U	500 U	200 U	500 U	1 U	25 U	200 U	2.8 U	0.69 U	0.69 U	69 U	69 U	69 U	25 U	0.0
1 1-DICHLOROETHENE	52	125 U	5,000 U	17	1,000 U	250 U	1,250 U	51	1,000 U	1,000 U	500 U	1,200 U	100 U	200 U	1,000 U	1,300 U	100 U	500 U	200 U	500 U	25	14	200 U	19	15	15	29 U	29 U	29 U	18	7.5
ACETONE	50 U	1,250 U	50,000 U	50 U	10,000 U	2,500 U	12,500 U	125 U	5,000 U	5,000 U	2,500 U	6,200 U	1,000 U	2,000 U	5,000 U	6,300 U	500 U	5,000 U	1,000 U	2,500 U	5 U	120 U	1,000 U	13 U	3.0 U	3 U	300 U	300 U	300 U	130 U	0.0
CARBON DISULFIDE	5 U	125 U	5,000 U	5 U	1,000 U	250 U	1,250 U	25 U	1,000 U	1,000 U	500 U	1,200 U	100 U	200 U	1,000 U	1,300 U	100 U	500 U	200 U	500 U	0.72	14	200 U	1.9 U	2	0.93 U	19 U	19 U	19 U	25 U	0.6
METHYLENE CHLORIDE	2,250	24,800	15,600	1,250	2,680	524	1,250 U	1,000	1,000 U	1,000 U	500 U	1,200 U	200 U	200 U	1,000 U	1,300 U	100 U	500 U	200 U	250	1 U	26	200 U	4.4 U	0.44 U	0.44 U	44 U	44 U	44 U	25 U	1,612.7
TRANS-1 2-DICHLOROETHENE	35	125 U	5,000 U	27	1,000 U	250 U	1,250 U	110	1,000 U	1,000 U	500 U	1,200 U	100 U	200 U	1,000 U	1,300 U	100 U	500 U	200 U	500 U	43	35	200 U	22	29	24	90 U	90 U	90 U	24	11.6
1 1-DICHLOROETHANE	17	125 U	5,000 U	33	1,000 U	250 U	1,250 U	35	1,000 U	1,000 U	500 U	1,200 U	100 U	200 U	1,000 U	1,300 U	100 U	500 U	200 U	500 U	18	25 U	200 U	13	12	13	38 U	38 U	38 U	19	5.3
CIS-1 2-DICHLOROETHENE	11,400	21,600	13,700	1,280	9,360	5,320	16,800	21,000	21,000	11,000	14,000	12,000	9,700	11,000	12,000	3,300	15,000	11,000	5,000	17,000	1,700	12,000	17,000	12,000	12,000	8,100	4,200	8,300	8,700	6,800	11,108.7
METHYL ETHYL KETONE	50 U	1,250 U	50,000 U	50 U	33,700	2,500 U	12,500 U	125 U	5,000 U	13,000	2,500 U	6,200 U	1,000 U	2,000 U	5,000 U	6,300 U	500 U	5,000 U	1,000 U	2,500 U	5 U	120 U	1,000 U	13 U	1.3 U	1.3 U	130 U	130 U	130 U	130 U	1,556.7
CHLOROFORM	6	125 U	5,000 U	9	1,000 U	250 U	1,250 U	25 U	1,000 U	1,000 U	500 U	1,200 U	100 U	200 U	1,000 U	1,300 U	100 U	500 U	200 U	500 U	1.7	25 U	200 U	3.4 U	1.4	1.7	34 U	34 U	34 U	25 U	0.7
1 1 1-TRICHLOROETHANE	5 U	595	5,000 U	480	1,000 U	250 U	1,250 U	300	1,000 U	1,000 U	500 U	1,200 U	100 U	200 U	1,000 U	1,300 U	100 U	500 U	200 U	500 U	96	15	200 U	34	35	48	82 U	82 U	82 U	23	54.2
CARBON TETRACHLORIDE	24	125 U	5,000 U	5 U	1,000 U	250 U	1,250 U	25 U	1,000 U	1,000 U	500 U	1,200 U	100 U	200 U	1,000 U	1,300 U	100 U	1500 U	200 U	500 U	1 U	25 U	200 U	2.7 U	0.27 U	0.27 U	27 U	27 U	27 U	25 U	0.8
BENZENE	5 U	125 U	5,000 U	5 U	1,000 U	250 U	1,250 U	25 U	1,000 U	1,000 U	500 U	1,200 U	70 U	140 U	140 U	180 U	14 U	350 U	200 U	500 U	1 U	120 U	200 U	4.1 U	0.41 U	0.41 U	41 U	41 U	41 U	25 U	0.0
1 2-DICHLOROETHANE	5 U	125 U	5,000 U	5 U	1,000 U	250 U	1,250 U	25 U	1,000 U	1,000 U	500 U	1,200 U	100 U	200 U	1,000 U	1,300 U	100 U	500 U	200 U	500 U	1 U	25 U	200 U	2.1 U	0.21 U	0.21 U	21 U	21 U	21 U	25 U	0.0
TRICHLOROETHENE	24,800	88,500	51,000	4,140	38,600	20,400	28,200	40,000	24,000	6,000	4,000	2,800	430	1,800	1,000 U	1,300 U	1,300	2,800	1,500	3,400	810	69	110	99	95	50	46 U	46 U	46 U	26	11,497.6
1 2-DICHLOROPROPANE	42	125 U	5,000 U	5 U	1,000 U	250 U	12,500 U	25 U	1,000 U	1,000 U	500 U	1,200 U	100 U	200 U	1,000 U	1,300 U	100 U	500 U	200 U	500 U	1 U	25 U	200 U	3.2 U	0.72 U	0.72 U	72 U	72 U	72 U	25 U	1.4
BROMODICHLOROMETHANE	5 U	125 U	5,000 U	5 U	1,000 U	250 U	1,250 U	25 U	1,000 U	1,000 U	500 U	1,200 U	100 U	200 U	1,000 U	1,300 U	100 U	500 U	200 U	500 U	1 U	25 U	200 U	3.9 U	0.39 U	0.39 U	39 U	39 U	39 U	25 U	0.0
CIS-1 3-DICHLOROPROPENE	5 U	125 U	5,000 U	5 U	1,000 U	250 U	1,250 U	25 U	1,000 U	1,000 U	500 U	1,200 U	100 U	200 U	1,000 U	1,300 U	100 U	500 U	200 U	500 U	1 U	25 U	200 U	3.6 U	0.36 U	0.36 U	36 U	36 U	36 U	25 U	0.0
MIBK	50 U	1,250 U	50,000 U	50 U	10,000 U	2,500 U	12,500 U	125 U	2,000 U	2,000 U	1,000 U	2,500 U	1,000 U	2,000 U	2,000 U	2,500 U	200 U	5,000 U	1,000 U	2,500 U	5 U	120 U	1,000 U	9.1 U	2.1 U	2.1 U	210 U	210 U	210 U	130 U	0.0
TOLUENE	12	125 U	5,000 U	16	1,000 U	250 U	1,250 U	25 U	1,000 U	1,000 U	500 U	1,200 U	100 U	200 U	1,000 U	1,300 U	100 U	500 U	200 U	500 U	1.1	25 U	200 U	5.1 U	1.1	0.51 U	51 U	51 U	51 U	25 U	1.0
TRANS-1 3-DICHLOROPROPENE	5 U	125 U	5,000 U	5 U	1,000 U	250 U	1,250 U	25 U	1,000 U	1,000 U	500 U	1,200 U	100 U	200 U	1,000 U	1,300 U	100 U	500 U	200 U	500 U	1 U	25 U	200 U	3.7 U	0.37 U	0.37 U	37 U	37 U	37 U	25 U	0.0
1 1 2-TRICHLOROETHANE	5 U	125 U	5,000 U	5 U	1,000 U	250 U	1,250 U	25 U	1,000 U	1,000 U	500 U	1,200 U	100 U	200 U	1,000 U	1,300 U	100 U	500 U	200 U	500 U	1 U	25 U	200 U	2.3 U	0.23 U	0.23 U	23 U	23 U	23 U	25 U	0.0
TETRACHLOROETHENE	6	328	5,000 U	10	1,000 U	250 U	1,250 U	26	1,000 U	1,000 U	500 U	1,200 U	100 U	200 U	1,000 U	1,300 U	100 U	500 U	200 U	500 U	2.8	25 U	200 U	3.6 U	0.36 U	0.36 U	36 U	36 U	36 U	25 U	12.4
2-HEXANONE	50 U	1,250 U	50,000 U	50 U	10,000 U	2,500 U	12,500 U	125 U	2,000 U	2,000 U	1,000 U	2,500 U	1,000 U	2,000 U	2,000 U	2,500 U	200 U	5,000 U	1,000 U	2,500 U	5 U	120 U	1,000 U	12 U	1.2 U	1.2 U	120 U	120 U	120 U	130 U	0.0
DIBROMOCHLOROMETHANE	5 U	125 U	5,000 U	5 U	1,000 U	250 U	1,250 U	25 U	1,000 U	1,000 U	500 U	1,200 U	100 U	200 U	1,000 U	1,300 U	100 U	500 U	200 U	500 U	1 U	25 U	200 U	3.2 U	0.32 U	0.32 U	32 U	32 U	32 U	25 U	0.0
CHLOROBENZENE	5 U	125 U	5,000 U	5 U	1,000 U	250 U	1,250 U	25 U	1,000 U	1,000 U	500 U	1,200 U	100 U	200 U	1,000 U	1,300 U	100 U	500 U	200 U	500 U	1 U	25 U	200 U	3.2 U	0.75 U	0.75 U	75 U	75 U	75 U	25 U	0.0
ETHYLBENZENE	5 U	125 U	5,000 U	5 U	1,000 U	250 U	1,250 U	25 U	1,000 U	1,000 U	500 U	1,200 U	100 U	200 U	1,000 U	1,300 U	100 U	500 U	200 U	500 U	0.5	25 U	200 U	1.8 U	0.74 U	0.74 U	74 U	74 U	74 U	25 U	0.0
P-XYLENE/M-XYLENE	5 U	125 U	5,000 U	5 U	1,000 U	250 U	1,250 U	25 U	1,000 U	1,000 U	500 U	1,200 U	100 U	200 U	1,000 U	1,300 U	100 U	500 U	600 U	1,500 U	2 U	75 U	600 U	6.6 U	0.66 U	0.66 U	66 U	66 U	66 U	50 U	0.0
O-XYLENE	5 U	125 U	5,000 U	5 U	1,000 U	250 U	1,250 U	25 U	1,000 U	1,000 U	500 U	1,200 U	100 U	200 U	1,000 U	1,300 U	100 U	500 U	200 U	500 U	0.95	25 U	200 U	3.6 U	0.76 U	0.76 U	76 U	76 U	76 U	25 U	0.0
STYRENE	5 U	125 U	5,000 U	5 U	1,000 U	250 U	1,250 U	25 U	1,000 U	1,000 U	500 U	1,200 U	100 U	200 U	1,000 U	1,300 U	100 U	500 U	200 U	500 U	1 U	25 U	200 U	1.8 U	0.73 U	0.73 U	73 U	73 U	73 U	25 U	0.0
BROMOFORM	5 U	125 U	5,000 U	5 U	1,000 U	250 U	1,250 U	25 U	1,000 U	1,000 U	500 U	1,200 U	100 U	200 U	1,000 U	1,300 U	100 U	500 U	200 U	500 U	1 U	25 U	200 U	2.6 U	0.26 U	0.26 U	26 U	26 U	26 U	25 U	0.0
1 1 2 2-TETRACHLOROETHANE	5 U	125 U	5,000 U	5 U	1,000 U	250 U	1,250 U	25 U	1,000 U	1,000 U	500 U	1,200 U	100 U	200 U	1,000 U	1,300 U	100 U	500 U	200 U	500 U	1 U	25 U	200 U	2.1 U	0.21 U	0.21 U	21 U	21 U	21 U	25 U	0.0

This well was not sampled on the following dates; April and October 1994; April and October 1995; July 1996; January and July 1997 and October 2005.

WELL NUMBER 87-21(1)
ANALYTICAL SAMPLING RESULTS
(Concentrations in µg/L)

ANALYTE	Apr-93	Jul-93	Oct-93	Jan-94	Jul-94	Jan-95	Jul-95	Jan-96	Apr-96	Oct-96	Apr-97	Oct-97	Apr-98	Oct-98	Oct-99	Oct-00	Oct-01	Oct-02	Oct-03	Oct-04	Oct-05	Oct-06	Oct-07
CHLOROMETHANE	5 U	5 U	125 U	5 U	50 U	50 U	25 U	25 U	25 U	5 U	2.5 U	5 U	20 U	10 U	10 U	5 U	1 U	10 U	2 U	1 U	1 U	1 U	1 U
VINYL CHLORIDE	5 U	5 U	125 U	5 U	50 U	50 U	25 U	25 U	25 U	5 U	4	130	20 U	54	5	2 U	1 U	24	2 U	1 U	1 U	1 U	9.7
CHLOROETHANE	5 U	5 U	125 U	5 U	50 U	50 U	25 U	25 U	25 U	5 U	2.5 U	5 U	20 U	10 U	10 U	5 U	1 U	20 U	2 U	1 U	1 U	1 U	1 U
BROMOMETHANE	5 U	5 U	125 U	5 U	50 U	50 U	25 U	25 U	25 U	5 U	2.5 U	5 U	20 U	10 U	10 U	5 U	1 U	10 U	2 U	1 U	1 U	1 U	1 U
1 1-DICHLOROETHENE	5 U	5 U	125 U	5 U	50 U	50 U	25 U	25 U	25 U	5 U	2.5 U	6	20 U	10 U	10 U	5 U	1 U	10 U	2 U	1 U	1 U	1 U	0.6
ACETONE	50 U	50 U	1,250 U	50 U	500 U	500 U	250 U	125 U	125 U	25 U	50 U	25 U	200 U	100 U	100 U	25 U	10 U	100 U	10 U	5 U	5 U	5 U	5 U
CARBON DISULFIDE	5 U	5 U	125 U	5 U	50 U	50 U	25 U	25 U	25 U	5 U	2.5 U	5 U	20 U	10 U	10 U	5 U	10	10 U	2 U	1 U	1 U	1 U	1 U
METHYLENE CHLORIDE	5 U	5 U	125 U	5 U	50 U	50 U	25 U	25 U	25 U	5 U	2.5 U	5 U	40 U	10 U	10 U	5 U	1 U	10 U	2 U	1 U	1 U	1 U	1 U
TRANS-1 2-DICHLOROETHENE	5 U	5 U	125 U	6	50 U	50 U	25 U	25 U	25 U	5 U	2.5 U	9	20 U	10 U	10 U	5 U	1 U	10 U	0.81	1 U	1 U	0.67	1.7
1 1-DICHLOROETHANE	5 U	7	125 U	6	50 U	50 U	25 U	25 U	25 U	5 U	2.5 U	5 U	20 U	10 U	10 U	5 U	1	10 U	2 U	1 U	0.98	1.6	1.5
CIS-1 2-DICHLOROETHENE	565	1,720	802	1,000	999	575	739	270	160	340	160	2,100	37	1,200	160	31	140	1,900	60	17	47	73	370
METHYL ETHYL KETONE	50 U	50 U	1,250 U	50 U	500 U	500 U	250 U	125 U	125 U	25 U	50 U	25 U	200 U	100 U	100 U	25 U	10 U	100 U	10 U	5 U	5 U	5 U	5 U
CHLOROFORM	5 U	5 U	125 U	5 U	50 U	50 U	25 U	25 U	25 U	5 U	2.5 U	5 U	20 U	10 U	10 U	5 U	1 U	10 U	3.9	1.2	1.5	0.99	0.57
1 1 1-TRICHLOROETHANE	22	67	125 U	36	50 U	50 U	25 U	25 U	25 U	6	2.5 U	10	20 U	10 U	10 U	5 U	1 U	10 U	2.5	0.86	2.2	5.9	4
CARBON TETRACHLORIDE	5 U	5 U	125 U	5 U	50 U	50 U	25 U	25 U	25 U	5 U	2.5 U	5 U	20 U	10 U	10 U	5 U	1 U	30 U	2 U	1 U	1 U	1 U	1 U
BENZENE	5 U	5 U	125 U	5 U	50 U	50 U	25 U	25 U	25 U	5 U	2.5 U	5 U	14 U	7 U	0.7 U	0.7 U	0.7 U	7 U	2 U	1 U	1 U	1 U	1 U
1 2-DICHLOROETHANE	5 U	5 U	125 U	5 U	50 U	50 U	25 U	25 U	25 U	5 U	2.5 U	5 U	20 U	10 U	10 U	5 U	1 U	10 U	2 U	1 U	1 U	1 U	1 U
TRICHLOROETHENE	200	1,240	375	590	431	225	247	50	28	53	15	99	20 U	700	21	7	30	270	18	3.7	5.8	13	16
1 2-DICHLOROPROPANE	5 U	5 U	125 U	5 U	50 U	50 U	25 U	25 U	25 U	5 U	2.5 U	5 U	20 U	10 U	10 U	5 U	1 U	10 U	2 U	1 U	1 U	1 U	1 U
BROMODICHLOROMETHANE	5 U	5 U	125 U	5 U	50 U	50 U	25 U	25 U	25 U	5 U	2.5 U	5 U	20 U	10 U	10 U	5 U	1 U	10 U	2 U	1 U	1 U	1 U	1 U
CIS-1 3-DICHLOROPROPENE	5 U	5 U	125 U	5 U	50 U	50 U	25 U	25 U	25 U	5 U	2.5 U	5 U	20 U	10 U	10 U	5 U	1 U	10 U	2 U	1 U	1 U	1 U	1 U
MIBK	50 U	50 U	1,250 U	50 U	500 U	500 U	250 U	125 U	50 U	10 U	50 U	10 U	200 U	100 U	100 U	10 U	10 U	100 U	10 U	5 U	5 U	5 U	5 U
TOLUENE	5 U	5 U	125 U	5 U	50 U	50 U	25 U	25 U	25 U	5 U	2.5 U	5 U	20 U	10 U	10 U	5 U	1 U	10 U	2 U	1 U	1 U	1 U	1 U
TRANS-1 3-DICHLOROPROPENE	5 U	5 U	125 U	5 U	50 U	50 U	25 U	25 U	25 U	5 U	2.5 U	5 U	20 U	10 U	10 U	5 U	1 U	10 U	2 U	1 U	1 U	1 U	1 U
1 1 2-TRICHLOROETHANE	5 U	5 U	125 U	5 U	50 U	50 U	25 U	25 U	25 U	5 U	2.5 U	5 U	20 U	10 U	10 U	5 U	1 U	10 U	2 U	1 U	1 U	1 U	1 U
TETRACHLOROETHENE	5 U	5 U	125 U	5 U	50 U	50 U	25 U	25 U	25 U	5 U	2.5 U	5 U	20 U	10 U	10 U	5 U	1 U	10 U	2 U	1 U	1 U	1 U	1 U
2-HEXANONE	50 U	50 U	1,250 U	50 U	500 U	500 U	250 U	125 U	50 U	10 U	50 U	10 U	200 U	100 U	100 U	10 U	10 U	100 U	10 U	5 U	5 U	5 U	5 U
DIBROMOCHLOROMETHANE	5 U	5 U	125 U	5 U	50 U	50 U	25 U	25 U	25 U	5 U	2.5 U	5 U	20 U	10 U	10 U	5 U	1 U	10 U	2 U	1 U	1 U	1 U	1 U
CHLOROBENZENE	5 U	5 U	125 U	5 U	50 U	50 U	25 U	25 U	25 U	5 U	2.5 U	5 U	20 U	10 U	10 U	5 U	1 U	10 U	2 U	1 U	1 U	1 U	1 U
ETHYLBENZENE	5 U	5 U	125 U	5 U	50 U	50 U	25 U	25 U	25 U	5 U	2.5 U	5 U	20 U	10 U	10 U	5 U	1 U	10 U	2 U	1 U	1 U	1 U	1 U
P-XYLENE/M-XYLENE	5 U	5 U	125 U	5 U	50 U	50 U	25 U	25 U	25 U	5 U	2.5 U	5 U	20 U	10 U	10 U	5 U	1 U	10 U	6 U	3 U	2 U	2 U	2 U
O-XYLENE	5 U	5 U	125 U	5 U	50 U	50 U	25 U	25 U	25 U	5 U	2.5 U	5 U	20 U	10 U	10 U	5 U	1 U	10 U	2 U	1 U	1 U	1 U	1 U
STYRENE	5 U	5 U	125 U	5 U	50 U	50 U	25 U	25 U	25 U	5 U	2.5 U	5 U	20 U	10 U	10 U	5 U	1 U	10 U	2 U	1 U	1 U	1 U	1 U
BROMOFORM	5 U	5 U	125 U	5 U	50 U	50 U	25 U	25 U	25 U	5 U	2.5 U	5 U	20 U	10 U	10 U	5 U	1 U	10 U	2 U	1 U	1 U	1 U	1 U
1 1 2 2-TETRACHLOROETHANE	5 U	5 U	125 U	5 U	50 U	50 U	25 U	25 U	25 U	5 U	2.5 U	5 U	20 U	10 U	10 U	5 U	1 U	10 U	2 U	1 U	1 U	1 U	1 U

This well was not sampled on the following dates: April and October 1994; April and October 1995; July 1996; January and July 1997.

WELL NUMBER 87-21(1)
ANALYTICAL SAMPLING RESULTS
(Concentrations in µg/L)

ANALYTE	Oct-08	Oct-09	Oct-10	Oct-11	Nov-12	Oct-13	Oct-14	Oct-15	AVG
CHLOROMETHANE	4 U	0.35 U	0.35 U	0.35 U	0.35 U	0.35 U	0.35 U	1 U	0.0
VINYL CHLORIDE	2.4	0.24 U	0.90 U	1.8	1.7	1.7	8.8	36	8.7
CHLOROETHANE	4 U	0.32 U	0.32 U	0.32 U	0.32 U	0.32 U	0.32 U	1 U	0.0
BROMOMETHANE	4 U	0.28 U	0.69 U	0.69 U	0.69 U	0.69 U	0.69 U	1 U	0.0
1 1-DICHLOROETHENE	4 U	0.29 U	0.7	1.1	0.63	0.29 U	0.29 U	1 U	0.3
ACETONE	20 U	1.3 U	3.0 U	3 U	3.0 U	3.0 U	3.0 U	5 U	0.0
CARBON DISULFIDE	4 U	0.19 U	0.19 U	0.19 U	0.19 U	0.19 U	0.19 U	1 U	0.3
METHYLENE CHLORIDE	4 U	0.44 U	0.44 U	0.44 U	0.44 U	0.44 U	U	1 U	0.0
TRANS-1 2-DICHLOROETHENE	4 U	0.99	1.4	1.3	0.90 U	0.90 U	0.90 U	0.92	0.7
1 1-DICHLOROETHANE	4 U	2.8	2.6	4.3	0.93	2.2	1.7	2.4	1.1
CIS-1 2-DICHLOROETHENE	200	98	140	110	27	51	95	200	449.6
METHYL ETHYL KETONE	20 U	1.3 U	1.3 U	1.3 U	1.3 U	1.3 U	1.3 U	5 U	0.0
CHLOROFORM	1.8	1.4	1.7	1.4	0.34 U	0.34 U	0.34 U	0.37	0.5
1 1 1-TRICHLOROETHANE	15	13	11	48	3.5	3.7 U	2.9	2.8	7.9
CARBON TETRACHLORIDE	4 U	0.27 U	0.27 U	0.27 U	0.27 U	0.27 U	0.27 U	1 U	0.0
BENZENE	4 U	0.41 U	0.41 U	0.41 U	0.41 U	0.41 U	0.41 U	1 U	0.0
1 2-DICHLOROETHANE	4 U	0.21 U	0.21 U	0.21 U	0.21 U	0.21 U	0.21 U	1 U	0.0
TRICHLOROETHENE	15	10	9.8	16	4.2	4.7	4.2	5.2	147.1
1 2-DICHLOROPROPANE	4 U	0.32 U	0.72 U	0.72 U	0.72 U	0.72 U	0.72 U	1 U	0.0
BROMODICHLOROMETHANE	4 U	0.39 U	0.39 U	0.39 U	0.39 U	0.39 U	0.39 U	1 U	0.0
CIS-1 3-DICHLOROPROPENE	4 U	0.36 U	0.36 U	0.36 U	0.36 U	0.36 U	0.36 U	1 U	0.0
MIBK	20 U	0.91 U	2.1 U	2.1 U	2.1 U	2.1 U	2.1 U	5 U	0.0
TOLUENE	4 U	0.51 U	0.51 U	0.51 U	0.51 U	0.51 U	0.51 U	1 U	0.0
TRANS-1 3-DICHLOROPROPENE	4 U	0.37 U	0.37 U	0.37 U	0.37 U	0.37 U	0.37 U	1 U	0.0
1 1 2-TRICHLOROETHANE	4 U	0.23 U	0.23 U	0.23 U	0.23 U	0.23 U	0.23 U	1 U	0.0
TETRACHLOROETHENE	4 U	0.36 U	0.36 U	0.36 U	0.36 U	0.36 U	0.36 U	1 U	0.0
2-HEXANONE	20 U	1.2 U	1.2 U	1.2 U	1.2 U	1.2 U	1.2 U	5 U	0.0
DIBROMOCHLOROMETHANE	4 U	0.32 U	0.32 U	0.32 U	0.32 U	0.32 U	0.32 U	1 U	0.0
CHLOROBENZENE	4 U	0.32 U	0.75 U	0.75 U	0.75 U	0.75 U	0.75 U	1 U	0.0
ETHYLBENZENE	4 U	0.18 U	0.74 U	0.74 U	0.74 U	0.74 U	0.74 U	1 U	0.0
P-XYLENE/M-XYLENE	12 U	0.66 U	0.66 U	0.66 U	0.66 U	0.66 U	0.66 U	2 U	0.0
O-XYLENE	4 U	0.36 U	0.76 U	0.76 U	0.76 U	0.76 U	0.76 U	1 U	0.0
STYRENE	4 U	0.18 U	0.73 U	0.73 U	0.73 U	0.73 U	0.73 U	1 U	0.0
BROMOFORM	4 U	0.26 U	0.26 U	0.26 U	0.26 U	0.26 U	0.26 U	1 U	0.0
1 1 2 2-TETRACHLOROETHANE	4 U	0.21 U	0.21 U	0.21 U	0.21 U	0.21 U	0.21 U	1 U	0.0

This well was not sampled on the following dates: April and October 1994; April and October 1995; July 1996; January and July 1997.

WELL NUMBER 87-22(0)
ANALYTICAL SAMPLING RESULTS
(Concentrations in µg/L)

ANALYTE	Jan-96	Apr-96	Apr-97	Apr-98	AVG
CHLOROMETHANE	0.5 U	0.5 U	0.5 U	1 U	0.0
VINYL CHLORIDE	0.5 U	0.5 U	0.5 U	1 U	0.0
CHLOROETHANE	0.5 U	0.5 U	0.5 U	1 U	0.0
BROMOMETHANE	0.5 U	0.5 U	0.5 U	1 U	0.0
1 1-DICHLOROETHENE	0.5 U	0.5 U	0.5 U	1 U	0.0
ACETONE	10 U	10 U	10 U	10 U	0.0
CARBON DISULFIDE	0.5 U	0.5 U	0.5 U	1 U	0.0
METHYLENE CHLORIDE	0.5 U	0.5 U	0.5 U	2 U	0.0
TRANS-1 2-DICHLOROETHENE	0.5 U	0.5 U	0.5 U	1 U	0.0
1 1-DICHLOROETHANE	0.5 U	0.5 U	0.5 U	1 U	0.0
CIS-1 2-DICHLOROETHENE	0.5 U	0.5 U	0.5 U	1 U	0.0
METHYL ETHYL KETONE	10 U	10 U	10 U	10 U	0.0
CHLOROFORM	0.5 U	0.5 U	0.5 U	1 U	0.0
1 1 1-TRICHLOROETHANE	0.5 U	0.5 U	0.5 U	1 U	0.0
CARBON TETRACHLORIDE	0.5 U	0.5 U	0.5 U	1 U	0.0
BENZENE	0.5 U	0.5 U	0.5 U	0.7 U	0.0
1 2-DICHLOROETHANE	0.5 U	0.5 U	0.5 U	1 U	0.0
TRICHLOROETHENE	0.5 U	0.5 U	0.5 U	1 U	0.0
1 2-DICHLOROPROPANE	0.5 U	0.5 U	0.5 U	1 U	0.0
BROMODICHLOROMETHANE	0.5 U	0.5 U	0.5 U	1 U	0.0
CIS-1 3-DICHLOROPROPENE	0.5 U	0.5 U	0.5 U	1 U	0.0
MIBK	10 U	10 U	10 U	10 U	0.0
TOLUENE	0.5 U	0.5 U	0.5 U	1 U	0.0
TRANS-1 3-DICHLOROPROPENE	0.5 U	0.5 U	0.5 U	1 U	0.0
1 1 2-TRICHLOROETHANE	0.5 U	0.5 U	0.5 U	1 U	0.0
TETRACHLOROETHENE	0.5 U	0.5 U	0.5 U	1 U	0.0
2-HEXANONE	10 U	10 U	10 U	10 U	0.0
DIBROMOCHLOROMETHANE	0.5 U	0.5 U	0.5 U	1 U	0.0
CHLOROBENZENE	0.5 U	0.5 U	0.5 U	1 U	0.0
ETHYLBENZENE	0.5 U	0.5 U	0.5 U	1 U	0.0
P-XYLENE/M-XYLENE	0.5 U	0.5 U	0.5 U	1 U	0.0
O-XYLENE	0.5 U	0.5 U	0.5 U	1 U	0.0
STYRENE	0.5 U	0.5 U	0.5 U	1 U	0.0
BROMOFORM	0.5 U	0.5 U	0.5 U	1 U	0.0
1 1 2 2-TETRACHLOROETHANE	1 U	1 U	0.5 U	1 U	0.0

This well was abandoned due to excessive damage in 2005.

This well was not sampled on the following dates: April, July and October 1993; January, April, July and October 1994; January, April, July and October 1995; July and October 1996; January, July and October 1997; and October 1998, 1999, 200, 2001, 2002, 2003, 2004, 2005.

WELL NUMBER 87-22(1)
ANALYTICAL SAMPLING RESULTS
(Concentrations in µg/L)

ANALYTE	Jan-94	Apr-94	Jul-94	Oct-94	Jan-95	Apr-95	Jul-95	Oct-95	Jan-96	Apr-96	Jul-96	Oct-96	Jan-97	Apr-97	Jul-97	Oct-97	Oct-98	Oct-99	Oct-00	Oct-01
CHLOROMETHANE	5 U	125 U	250 U	250 U	250 U	250 U	250 U	250 U	250 U	250 U	125 U	120 U	120 U	120 U	5 U	120	130 U	130 U	50 U	1 U
VINYL CHLORIDE	114	200	274	250 U	250 U	250 U	250 U	390	260	250 U	170	120 U	120 U	180	50	250	130	210	84	270
CHLOROETHANE	5 U	125 U	250 U	250 U	250 U	250 U	250 U	250 U	250 U	250 U	125 U	120 U	120 U	120 U	5 U	100 U	130 U	130 U	50 U	1 U
BROMOMETHANE	5 U	125 U	250 U	250 U	250 U	250 U	250 U	250 U	250 U	250 U	125 U	120 U	120 U	120 U	5 U	100 U	130 U	130 U	50 U	1 U
1 1-DICHLOROETHENE	5 U	125 U	250 U	250 U	250 U	250 U	250 U	250 U	250 U	250 U	125 U	120 U	120 U	120 U	5 U	100 U	130 U	130 U	50 U	11
ACETONE	50 U	1,250 U	2,500 U	2,500 U	2,500 U	2,500 U	2,500 U	2,500 U	1,250 U	1,250 U	625 U	620 U	620 U	620 U	100 U	500 U	630 U	630 U	250 U	10 U
CARBON DISULFIDE	7	125 U	250 U	250 U	250 U	250 U	250 U	250 U	250 U	250 U	125 U	120 U	120 U	120 U	5 U	100 U	130 U	130 U	50 U	1 U
METHYLENE CHLORIDE	5 U	125 U	250 U	250 U	250 U	250 U	250 U	250 U	250 U	250 U	125 U	120 U	120 U	120 U	6	100 U	130 U	130 U	50 U	1 U
TRANS-1 2-DICHLOROETHENE	12	125 U	250 U	250 U	250 U	250 U	250 U	250 U	250 U	250 U	125 U	120 U	120 U	120 U	5	100 U	130 U	130 U	50 U	28
1 1-DICHLOROETHANE	5 U	125 U	250 U	250 U	250 U	250 U	250 U	250 U	250 U	250 U	125 U	120 U	120 U	120 U	5 U	100 U	130 U	130 U	50 U	2
CIS-1 2-DICHLOROETHENE	2,920	3,830	6,320	4,530	7,260	6,810	4,850	6,900	6,700	2,900	5,400	3,000	2,400	3,400	1,000	4,200	1,800	2,700	340	2,700
METHYL ETHYL KETONE	50 U	1,250 U	2,500 U	2,500 U	2,500 U	2,500 U	2,500 U	2,500 U	1,250 U	1,250 U	625 U	620 U	620 U	620 U	100 U	500 U	630 U	630 U	250 U	10 U
CHLOROFORM	5 U	125 U	250 U	250 U	250 U	250 U	250 U	250 U	250 U	250 U	125 U	120 U	120 U	120 U	5 U	100 U	130 U	130 U	50 U	1 U
1 1 1-TRICHLOROETHANE	14	1,010	250 U	250 U	250 U	250 U	250 U	250 U	250 U	250 U	125 U	120 U	120 U	120 U	5 U	100 U	130 U	130 U	50 U	1 U
CARBON TETRACHLORIDE	5 U	125 U	250 U	250 U	250 U	250 U	250 U	250 U	250 U	250 U	125 U	120 U	120 U	120 U	5 U	100 U	130 U	130 U	50 U	14
BENZENE	5 U	125 U	250 U	250 U	250 U	250 U	250 U	250 U	250 U	250 U	125 U	120 U	120 U	120 U	5 U	100 U	130 U	18 U	7 U	0.7 U
1 2-DICHLOROETHANE	5 U	125 U	250 U	250 U	250 U	250 U	250 U	250 U	250 U	250 U	125 U	120 U	120 U	120 U	5 U	100 U	130 U	130 U	50 U	1 U
TRICHLOROETHENE	2,580	2,850	6,080	2,710	4,023	3,510	2,190	2,900	3,100	1,200	1,900	440	630	650	50	200	130 U	130 U	50 U	15
1 2-DICHLOROPROPANE	5 U	125 U	250 U	250 U	250 U	250 U	250 U	250 U	250 U	250 U	125 U	120 U	120 U	120 U	5 U	100 U	130 U	130 U	50 U	1 U
BROMODICHLOROMETHANE	5 U	125 U	250 U	250 U	250 U	250 U	250 U	250 U	250 U	250 U	125 U	120 U	120 U	120 U	5 U	100 U	130 U	130 U	50 U	1 U
CIS-1 3-DICHLOROPROPENE	5 U	125 U	250 U	250 U	250 U	250 U	250 U	250 U	250 U	250 U	125 U	120 U	120 U	120 U	5 U	100 U	130 U	130 U	50 U	1 U
MIBK	50 U	1,250 U	2,500 U	2,500 U	2,500 U	2,500 U	2,500 U	2,500 U	1,250 U	500 U	250 U	250 U	250 U	250 U	100 U	200 U	250 U	250 U	100 U	10 U
TOLUENE	5 U	456	250 U	250 U	250 U	250 U	250 U	250 U	250 U	250 U	125 U	120 U	120 U	120 U	5 U	100 U	130 U	130 U	50 U	1 U
TRANS-1 3-DICHLOROPROPENE	5 U	125 U	250 U	250 U	250 U	250 U	250 U	250 U	250 U	250 U	125 U	120 U	120 U	120 U	5 U	100 U	130 U	130 U	50 U	1 U
1 1 2-TRICHLOROETHANE	5 U	125 U	250 U	250 U	250 U	250 U	250 U	250 U	250 U	250 U	125 U	120 U	120 U	120 U	5 U	100 U	130 U	130 U	50 U	1 U
TETRACHLOROETHENE	5 U	125 U	250 U	250 U	250 U	250 U	250 U	250 U	250 U	250 U	125 U	120 U	120 U	120 U	5 U	100 U	130 U	130 U	50 U	1 U
2-HEXANONE	50 U	1,250 U	2,500 U	2,500 U	2,500 U	2,500 U	2,500 U	2,500 U	1,250 U	500 U	250 U	250 U	250 U	250 U	100 U	200 U	250 U	250 U	100 U	10 U
DIBROMOCHLOROMETHANE	5 U	125 U	250 U	250 U	250 U	250 U	250 U	250 U	250 U	250 U	125 U	120 U	120 U	120 U	5 U	100 U	130 U	130 U	50 U	1 U
CHLOROBENZENE	5 U	125 U	250 U	250 U	250 U	250 U	250 U	250 U	250 U	250 U	125 U	120 U	120 U	120 U	5 U	100 U	130 U	130 U	50 U	1 U
ETHYLBENZENE	5 U	188	250 U	250 U	250 U	250 U	250 U	250 U	250 U	250 U	125 U	120 U	120 U	120 U	5 U	100 U	130 U	130 U	50 U	1 U
P-XYLENE/M-XYLENE	5 U	883	250 U	250 U	250 U	250 U	250 U	250 U	250 U	250 U	125 U	120 U	120 U	120 U	5 U	100 U	130 U	130 U	50 U	1 U
O-XYLENE	5 U	284	250 U	250 U	250 U	250 U	250 U	250 U	250 U	250 U	125 U	120 U	120 U	120 U	5 U	100 U	130 U	130 U	50 U	1 U
STYRENE	5 U	125 U	250 U	250 U	250 U	250 U	250 U	250 U	250 U	250 U	125 U	120 U	120 U	120 U	5 U	100 U	130 U	130 U	50 U	1 U
BROMOFORM	5 U	125 U	250 U	250 U	250 U	250 U	250 U	250 U	250 U	250 U	125 U	120 U	120 U	120 U	5 U	100 U	130 U	130 U	50 U	1 U
1 1 2 2-TETRACHLOROETHANE	5 U	125 U	250 U	250 U	250 U	250 U	250 U	250 U	250 U	250 U	125 U	120 U	120 U	120 U	5 U	100 U	130 U	130 U	50 U	1 U

This well was not sampled on the following dates: April, July and October 1993; April 1998.

WELL NUMBER 87-22(1)
ANALYTICAL SAMPLING RESULTS
(Concentrations in µg/L)

ANALYTE	Oct-02	Oct-03	Oct-04	Oct-05	Oct-06	Oct-07	Oct-08	Oct-09	Oct-10	Oct-11	Nov-12	Oct-13	Oct-14	Oct-15	AVG
CHLOROMETHANE	50 U	1 U	2 U	1 U	40 U	20 U	10 U	0.35 U	0.35 U	0.35 U	7.0 U	7.0 U	3.5 U	1 U	3.4
VINYL CHLORIDE	1,100	50	61	230	210	120	160	320	490	200	190	500	150	140	185.8
CHLOROETHANE	100 U	1 U	2 U	1 U	40 U	20 U	10 U	0.32 U	0.32 U	0.32 U	6.4 U	6.4 U	3.2 U	1 U	0.0
BROMOMETHANE	50 U	1 U	2 U	1 U	40 U	20 U	10 U	0.28 U	0.69 U	0.69 U	14 U	14 U	6.9 U	1 U	0.0
1 1-DICHLOROETHENE	50 U	0.79	0.67	5.3	40 U	20 U	10 U	6.7	9.1	2.9 U	5.8 U	5.8 U	2.9 U	1.2	1.0
ACETONE	500 U	2.5	10 U	5 U	200 U	100 U	50 U	1.3 U	3.0 U	3 U	60 U	60 U	30 U	5 U	0.1
CARBON DISULFIDE	50 U	0.25	2 U	1 U	40 U	20 U	3.6	0.19 U	0.84	1.2	3.8 U	3.8 U	1.9 U	1.5	0.4
METHYLENE CHLORIDE	50 U	1 U	1.2	1 U	69	21	10 U	0.44 U	0.44 U	0.44 U	8.8 U	8.8 U	4.4 U	1 U	2.8
TRANS-1 2-DICHLOROETHENE	50 U	3.2	2.7	8.5	40 U	20 U	4.6	9.0	15	6.4	18 U	18 U	9.0 U	2.6	2.8
1 1-DICHLOROETHANE	50 U	1.5	1.5	2.9	40 U	20 U	10 U	3.9	6.1	2.8	7.6 U	7.6 U	3.8 U	4.4	0.7
CIS-1 2-DICHLOROETHENE	16,000	280	130	1,400	2,600	1,600	900	3500	4,300	2,000	1,100	2,500	750	460	3,356.6
METHYL ETHYL KETONE	500 U	5 U	10 U	5 U	200 U	100 U	50 U	1.3 U	1.3 U	1.3 U	26 U	26 U	13 U	5 U	0.0
CHLOROFORM	50 U	1 U	2 U	1 U	40 U	20 U	10 U	0.34 U	0.75	0.34 U	6.8 U	6.8 U	3.4U	1 U	0.0
1 1 1-TRICHLOROETHANE	50 U	0.3	2 U	0.89	40 U	20 U	10 U	1.3	2.0	0.89 U	16 U	16 U	8.2 U	0.6	29.4
CARBON TETRACHLORIDE	150 U	1 U	2 U	1 U	40 U	20 U	10 U	0.27 U	0.27 U	0.27 U	5.4 U	5.4 U	2.7 U	1 U	0.4
BENZENE	35 U	1 U	2 U	1 U	200 U	20 U	10 U	0.41 U	0.41 U	0.41 U	8.2 U	8.2 U	4.1 U	1 U	0.0
1 2-DICHLOROETHANE	50 U	1 U	2 U	1 U	40 U	20 U	10 U	0.21 U	0.21 U	0.21 U	4.2 U	4.2 U	2.1 U	1 U	0.0
TRICHLOROETHENE	100 U	1.8	1.6	8.7	40 U	20 U	3.6	9.1	12	4.5	9.2 U	9.2 U	4.6 U	2.2	1,002.0
1 2-DICHLOROPROPANE	50 U	1 U	2 U	1 U	40 U	20 U	10 U	0.32 U	0.72 U	0.72 U	14 U	14 U	7.2 U	1 U	0.0
BROMODICHLOROMETHANE	50 U	1 U	2 U	1 U	40 U	20 U	10 U	0.39 U	0.39 U	0.39 U	7.8 U	7.8 U	3.9 U	1 U	0.0
CIS-1 3-DICHLOROPROPENE	50 U	1 U	2 U	1 U	40 U	20 U	10 U	0.36 U	0.36 U	0.36 U	7.2 U	7.2 U	3.6 U	1 U	0.0
MIBK	500 U	5 U	10 U	5 U	200 U	100 U	50 U	0.91 U	2.1 U	2.1 U	42 U	42 U	21 U	5 U	0.0
TOLUENE	50 U	1 U	2 U	1 U	40 U	20 U	10 U	0.51 U	0.85	0.51 U	10 U	10 U	5.1 U	1 U	13.1
TRANS-1 3-DICHLOROPROPENE	50 U	1 U	2 U	1 U	40 U	20 U	10 U	0.37 U	0.37 U	0.37 U	7.4 U	7.4 U	3.7 U	1 U	0.0
1 1 2-TRICHLOROETHANE	50 U	1 U	2 U	1 U	40 U	20 U	10 U	0.23 U	0.23 U	0.23 U	4.6 U	4.6 U	2.3 U	1 U	0.0
TETRACHLOROETHENE	50 U	1 U	2 U	1 U	40 U	20 U	10 U	0.36 U	0.36 U	0.36 U	7.2 U	7.2 U	3.6 U	1 U	0.0
2-HEXANONE	500 U	5 U	10 U	5 U	200 U	100 U	50 U	1.2 U	1.2 U	1.2 U	25 U	25 U	12 U	5 U	0.0
DIBROMOCHLOROMETHANE	50 U	1 U	2 U	1 U	40 U	20 U	10 U	0.32 U	0.32 U	0.32 U	6.4 U	6.4 U	3.2 U	1 U	0.0
CHLOROBENZENE	50 U	1 U	2 U	1 U	40 U	20 U	10 U	0.32 U	0.75 U	0.75 U	15 U	15 U	7.5 U	1 U	0.0
ETHYLBENZENE	50 U	1 U	2 U	1 U	40 U	20 U	10 U	0.18 U	0.74 U	0.74 U	15 U	15 U	7.4 U	1 U	5.4
P-XYLENE/M-XYLENE	50 U	3 U	6 U	2 U	120 U	60 U	30 U	0.66 U	0.66 U	0.66 U	13 U	13 U	6.6 U	2 U	25.2
O-XYLENE	50 U	1 U	2 U	1 U	40 U	20 U	10 U	0.36 U	0.76 U	0.76 U	15 U	15 U	7.6 U	1 U	8.1
STYRENE	50 U	1 U	2 U	1 U	40 U	20 U	10 U	0.18 U	0.73 U	0.73 U	15 U	15 U	7.3 U	1 U	0.0
BROMOFORM	50 U	1 U	2 U	1 U	40 U	20 U	10 U	0.26 U	0.26 U	0.26 U	5.2 U	5.2 U	2.6 U	1 U	0.0
1 1 2 2-TETRACHLOROETHANE	50 U	1 U	2 U	1 U	40 U	20 U	10 U	0.21 U	0.21 U	0.21 U	4.2 U	4.2 U	2.1 U	1 U	0.0

This well was not sampled on the following dates: April, July and October 1993; April 1998.

WELL NUMBER 87-23(0)
ANALYTICAL SAMPLING RESULTS
(Concentrations in µg/L)

ANALYTE	Jul-93	Jan-94	Jul-94	Jan-95	Jul-95	Jan-96	Apr-96	Oct-96	Apr-97	Oct-97	Apr-98	Oct-98	Oct-99	Oct-00	Oct-01	Oct-02	Oct-03	Oct-04	Oct-05	Oct-06	Oct-07	Oct-08	Oct-10	AVG
CHLOROMETHANE	0.5 U	0.5 U	1 U	0.5 U	1 U	0.5 U	0.5 U	0.5 U	0.5 U	0.5 U	1 U	1 U	1 U	1 U	1 U	1 U	1 U	1 U	1 U	1 U	1 U	1 U	0.35 U	0.0
VINYL CHLORIDE	0.5 U	0.5 U	1 U	0.5 U	1 U	0.5 U	0.5 U	0.5 U	0.5 U	0.5 U	1 U	1 U	1 U	1 U	1 U	1 U	1 U	1 U	1 U	1 U	1 U	1 U	0.90 U	0.0
CHLOROETHANE	0.5 U	0.5 U	1 U	0.5 U	1 U	0.5 U	0.5 U	0.5 U	0.5 U	0.5 U	1 U	1 U	1 U	1 U	1 U	2 U	1 U	1 U	1 U	1 U	1 U	1 U	0.32 U	0.0
BROMOMETHANE	0.5 U	0.5 U	1 U	0.5 U	1 U	0.5 U	0.5 U	0.5 U	0.5 U	0.5 U	1 U	1 U	1 U	1 U	1 U	1 U	1 U	1 U	1 U	1 U	1 U	1 U	0.69 U	0.0
1 1-DICHLOROETHENE	0.5 U	0.5 U	1 U	0.5 U	1 U	0.5 U	0.5 U	0.5 U	0.5 U	0.5 U	1 U	1 U	1 U	1 U	1 U	1 U	1 U	1 U	1 U	1 U	1 U	1 U	0.29 U	0.0
ACETONE	20 U	50 U	10 U	10 U	10	10 U	10 U	10 U	10 U	10 U	10 U	10 U	10 U	10 U	10 U	10 U	5 U	5 U	5 U	5 U	5 U	5 U	3.0 U	0.4
CARBON DISULFIDE	0.5 U	0.5 U	1 U	0.5 U	1 U	0.5 U	0.5 U	0.5 U	0.5 U	0.5 U	1 U	1 U	1 U	1 U	1 U	1 U	1 U	1 U	1 U	1 U	1 U	1 U	0.19 U	0.0
METHYLENE CHLORIDE	0.5 U	0.5 U	1 U	0.5 U	1 U	0.5 U	0.5 U	0.5 U	0.5 U	0.5 U	2 U	1 U	1 U	1 U	1 U	1 U	1 U	1 U	1 U	1 U	1 U	1 U	0.44 U	0.0
TRANS-1 2-DICHLOROETHENE	0.5 U	0.5 U	1 U	0.5 U	1 U	0.5 U	0.5 U	0.5 U	0.5 U	0.5 U	1 U	1 U	1 U	1 U	1 U	1 U	1 U	1 U	1 U	1 U	1 U	1 U	0.90 U	0.0
1 1-DICHLOROETHANE	0.5 U	0.5 U	1 U	0.5 U	1 U	0.5 U	0.5 U	0.5 U	0.5 U	0.5 U	1 U	1 U	1 U	1 U	1 U	1 U	1 U	1 U	1 U	1 U	1 U	1 U	0.38 U	0.0
CIS-1 2-DICHLOROETHENE	0.5 U	0.5 U	1 U	0.5 U	1 U	0.5 U	0.5 U	0.5 U	0.5 U	0.5 U	1 U	1 U	1 U	1 U	1 U	1 U	1 U	1 U	1 U	1 U	1 U	1 U	0.81 U	0.0
METHYL ETHYL KETONE	20 U	50 U	10 U	10 U	10 U	10 U	10 U	10 U	10 U	10 U	10 U	10 U	10 U	10 U	10 U	10 U	5 U	5 U	5 U	5 U	5 U	5 U	1.3 U	0.0
CHLOROFORM	0.5 U	0.5 U	1 U	0.5 U	1 U	0.5 U	0.5 U	0.5 U	0.5 U	0.5 U	1 U	1 U	1 U	1 U	1 U	1 U	1 U	1 U	1 U	1 U	1 U	1 U	0.34 U	0.0
1 1 1-TRICHLOROETHANE	0.5 U	0.5 U	1 U	0.5 U	1 U	0.5 U	0.5 U	0.5 U	0.5 U	0.5 U	1 U	1 U	1 U	1 U	1 U	1 U	1 U	1 U	1 U	1 U	1 U	1 U	0.82 U	0.0
CARBON TETRACHLORIDE	0.5 U	0.5 U	1 U	0.5 U	1 U	0.5 U	0.5 U	0.5 U	0.5 U	0.5 U	1 U	1 U	1 U	1 U	1 U	3 U	1 U	1 U	1 U	1 U	1 U	1 U	0.27 U	0.0
BENZENE	0.5 U	0.5 U	1 U	0.5 U	1 U	0.5 U	0.5 U	0.5 U	0.5 U	0.5 U	0.7 U	0.7 U	0.7 U	0.7 U	0.7 U	0.7 U	1 U	1 U	1 U	1 U	1 U	1 U	0.41 U	0.0
1 2-DICHLOROETHANE	0.5 U	0.5 U	1	0.5 U	1 U	0.5 U	0.5 U	0.5 U	0.5 U	0.5 U	1 U	1 U	1 U	1 U	1 U	1 U	1 U	1 U	1 U	1 U	1 U	1 U	0.21 U	0.0
TRICHLOROETHENE	0.5 U	0.5 U	1 U	0.9	1 U	0.5 U	0.5 U	0.5 U	0.5 U	0.5 U	1 U	1 U	1 U	1 U	1 U	2 U	1 U	1 U	1 U	1 U	1 U	1 U	0.46 U	0.0
1 2-DICHLOROPROPANE	0.5 U	0.5 U	1 U	0.5 U	1 U	0.5 U	0.5 U	0.5 U	0.5 U	0.5 U	1 U	1 U	1 U	1 U	1 U	1 U	1 U	1 U	1 U	1 U	1 U	1 U	0.72 U	0.0
BROMODICHLOROMETHANE	0.5 U	0.5 U	1 U	0.5 U	1 U	0.5 U	0.5 U	0.5 U	0.5 U	0.5 U	1 U	1 U	1 U	1 U	1 U	1 U	1 U	1 U	1 U	1 U	1 U	1 U	0.39 U	0.0
CIS-1 3-DICHLOROPROPENE	0.5 U	0.5 U	1 U	0.5 U	1 U	0.5 U	0.5 U	0.5 U	0.5 U	0.5 U	1 U	1 U	1 U	1 U	1 U	1 U	1 U	1 U	1 U	1 U	1 U	1 U	0.36 U	0.0
MIBK	20 U	50 U	10 U	10 U	10 U	10 U	10 U	10 U	10 U	10 U	10 U	10 U	10 U	10 U	10 U	10 U	5 U	5 U	5 U	5 U	5 U	5 U	2.1 U	0.0
TOLUENE	0.5 U	0.5 U	1 U	0.5 U	1 U	0.5 U	0.5 U	0.5 U	0.5 U	0.5 U	1 U	1 U	1 U	1 U	1 U	1 U	1 U	1 U	1 U	1 U	1 U	1 U	0.51 U	0.0
TRANS-1 3-DICHLOROPROPENE	0.5 U	0.5 U	1 U	0.5 U	1 U	0.5 U	0.5 U	0.5 U	0.5 U	0.5 U	1 U	1 U	1 U	1 U	1 U	1 U	1 U	1 U	1 U	1 U	1 U	1 U	0.37 U	0.0
1 1 2-TRICHLOROETHANE	0.5 U	0.5 U	1	0.5 U	1 U	0.5 U	0.5 U	0.5 U	0.5 U	0.5 U	1 U	1 U	1 U	1 U	1 U	1 U	1 U	1 U	1 U	1 U	1 U	1 U	0.23 U	0.0
TETRACHLOROETHENE	0.5 U	0.5 U	1 U	0.5 U	1 U	0.5 U	0.5 U	0.5 U	0.5 U	0.5 U	1 U	1 U	1 U	1 U	1 U	1 U	1 U	1 U	1 U	1 U	1 U	1 U	0.36 U	0.0
2-HEXANONE	20 U	50 U	10 U	10 U	10 U	10 U	10 U	10 U	10 U	10 U	10 U	10 U	10 U	10 U	10 U	10 U	5 U	5 U	5 U	5 U	5 U	5 U	1.2 U	0.0
DIBROMOCHLOROMETHANE	0.5 U	0.5 U	2	0.5 U	1 U	0.5 U	0.5 U	0.5 U	0.5 U	0.5 U	1 U	1 U	1 U	1 U	1 U	1 U	1 U	1 U	1 U	1 U	1 U	1 U	0.32 U	0.1
CHLOROBENZENE	0.5 U	0.5 U	1 U	0.5 U	1 U	0.5 U	0.5 U	0.5 U	0.5 U	0.5 U	1 U	1 U	1 U	1 U	1 U	1 U	1 U	1 U	1 U	1 U	1 U	1 U	0.75 U	0.0
ETHYLBENZENE	0.5 U	0.5 U	1 U	0.5 U	1 U	0.5 U	0.5 U	0.5 U	0.5 U	0.5 U	1 U	1 U	1 U	1 U	1 U	1 U	1 U	1 U	1 U	1 U	1 U	1 U	0.74 U	0.0
P-XYLENE/M-XYLENE	0.5 U	0.5 U	1 U	0.5 U	1 U	0.5 U	0.5 U	0.5 U	0.5 U	0.5 U	1 U	1 U	1 U	1 U	1 U	1 U	3 U	3 U	2 U	2 U	2 U	2 U	0.66 U	0.0
O-XYLENE	0.5 U	0.5 U	1 U	0.5 U	1 U	0.5 U	0.5 U	0.5 U	0.5 U	0.5 U	1 U	1 U	1 U	1 U	1 U	1 U	1 U	1 U	1 U	1 U	1 U	1 U	0.76 U	0.0
STYRENE	0.5 U	0.5 U	1 U	0.5 U	1 U	0.5 U	0.5 U	0.5 U	0.5 U	0.5 U	1 U	1 U	1 U	1 U	1 U	1 U	1 U	1 U	1 U	1 U	1 U	1 U	0.73 U	0.0
BROMOFORM	0.5 U	0.5 U	3	0.5 U	1 U	0.5 U	0.5 U	0.5 U	0.5 U	0.5 U	1 U	1 U	1 U	1 U	1 U	1 U	1 U	1 U	1 U	1 U	1 U	1 U	0.26 U	0.1
1 1 2 2-TETRACHLOROETHANE	0.5 U	0.5 U	1 U	0.5 U	1 U	1 U	1 U	0.5 U	0.5 U	0.5 U	1 U	1 U	1 U	1 U	1 U	1 U	1 U	1 U	1 U	1 U	1 U	1 U	0.21 U	0.0

This well was not sampled on the following dates: April and October 1993, April and October 1994, April and October 1995, July 1996, January and July 1997, October 2009.
This location is no longer part of the current sampling program.

WELL NUMBER 89-03(1)
ANALYTICAL SAMPLING RESULTS
(Concentrations in µg/L)

ANALYTE	Jan-94	Jan-95	Jan-96	Oct-96	Apr-98	Oct-98	Oct-99	Oct-00	Oct-01	Oct-02	Oct-03	Oct-04	Oct-05	Oct-06	Oct-07	Oct-08	Oct-09	AVG
CHLOROMETHANE	0.5 U	0.5 U	0.5 U	0.5 U	1 U	1 U	1 U	1 U	1 U	1 U	1 U	1 U	1 U	1 U	1 U	1 U	0.35 U	0.0
VINYL CHLORIDE	0.5 U	0.5 U	0.5 U	0.5 U	1 U	1 U	1 U	1 U	1 U	1 U	1 U	1 U	1 U	1 U	1 U	1 U	0.24 U	0.0
CHLOROETHANE	0.5 U	0.5 U	0.5 U	0.5 U	1 U	1 U	1 U	1 U	1 U	2 U	1 U	1 U	1 U	1 U	1 U	1 U	0.32 U	0.0
BROMOMETHANE	0.5 U	0.5 U	0.5 U	0.5 U	1 U	1 U	1 U	1 U	1 U	1 U	1 U	1 U	1 U	1 U	1 U	1 U	0.28 U	0.0
1 1-DICHLOROETHENE	0.5 U	0.5 U	0.5 U	0.5 U	1 U	1 U	1 U	1 U	1 U	1 U	1 U	1 U	1 U	1 U	1 U	1 U	0.29 U	0.0
ACETONE	50 U	10 U	12	10 U	10 U	10 U	10 U	10 U	10 U	10 U	5 U	5 U	5 U	5 U	5 U	5 U	1.3 U	0.7
CARBON DISULFIDE	0.5 U	0.5 U	0.5 U	0.5 U	1 U	1 U	1 U	1 U	1 U	1 U	1 U	1 U	1 U	1 U	0.72	1 U	0.19 U	0.0
METHYLENE CHLORIDE	0.5 U	0.5 U	0.5 U	0.5 U	2 U	1 U	1 U	1 U	1 U	1 U	1 U	1 U	1 U	1 U	1 U	1 U	0.44 U	0.0
TRANS-1 2-DICHLOROETHENE	0.5 U	0.5 U	0.5 U	0.5 U	1 U	1 U	1 U	1 U	1 U	1 U	1 U	1 U	1 U	1 U	0.68	1 U	0.42 U	0.0
1 1-DICHLOROETHANE	0.5 U	0.5 U	0.5 U	0.5 U	1 U	1 U	1 U	1 U	1 U	1 U	1 U	1 U	1 U	1 U	1 U	1 U	0.38 U	0.0
CIS-1 2-DICHLOROETHENE	9	31	25	39	11	64	40	23	17	10	10	6.2	1 U	18	47	2.5	0.92	20.8
METHYL ETHYL KETONE	50 U	10 U	10 U	10 U	10 U	10 U	10 U	10 U	10 U	10 U	5 U	5 U	5 U	5 U	5 U	5 U	1.3 U	0.0
CHLOROFORM	0.5 U	0.5 U	0.5 U	0.5 U	1 U	1 U	1 U	1 U	1 U	1 U	1 U	1 U	1 U	1 U	1 U	1 U	0.34 U	0.0
1 1 1-TRICHLOROETHANE	0.5 U	0.5 U	0.5 U	0.5 U	1 U	1 U	1 U	1 U	1 U	1 U	1 U	1 U	1 U	1 U	1 U	1 U	0.26 U	0.0
CARBON TETRACHLORIDE	0.5 U	0.5 U	0.5 U	0.5 U	1 U	1 U	1 U	1 U	1 U	3 U	1 U	1 U	1 U	1 U	1 U	1 U	0.27 U	0.0
BENZENE	0.5 U	0.5 U	0.5 U	0.5 U	0.7 U	0.7 U	0.7 U	0.7 U	0.7 U	0.7 U	1 U	1 U	1 U	1 U	1 U	1 U	0.41 U	0.0
1 2-DICHLOROETHANE	0.5 U	0.5 U	0.5 U	0.5 U	1 U	1 U	1 U	1 U	1 U	1 U	1 U	1 U	1 U	1 U	1 U	1 U	0.21 U	0.0
TRICHLOROETHENE	0.5 U	0.6	0.5 U	0.5 U	1 U	1 U	1 U	1 U	4	2 U	1.1	1 U	1 U	1 U	1 U	1 U	0.46 U	0.3
1 2-DICHLOROPROPANE	0.5 U	0.5 U	0.5 U	0.5 U	1 U	1 U	1 U	1 U	1 U	1 U	1 U	1 U	1 U	1 U	1 U	1 U	0.32 U	0.0
BROMODICHLOROMETHANE	0.5 U	0.5 U	0.5 U	0.5 U	1 U	1 U	1 U	1 U	1 U	1 U	1 U	1 U	1 U	1 U	1 U	1 U	0.39 U	0.0
CIS-1 3-DICHLOROPROPENE	0.5 U	0.5 U	0.5 U	0.5 U	1 U	1 U	1 U	1 U	1 U	1 U	1 U	1 U	1 U	1 U	1 U	1 U	0.36 U	0.0
MIBK	50 U	10 U	10 U	10 U	10 U	10 U	10 U	10 U	10 U	10 U	5 U	5 U	5 U	5 U	5 U	5 U	0.91 U	0.0
TOLUENE	0.5 U	0.5 U	0.5 U	0.5 U	1 U	1 U	1 U	1 U	1 U	1 U	1 U	1 U	1 U	1 U	1 U	1 U	0.51 U	0.0
TRANS-1 3-DICHLOROPROPENE	0.5 U	0.5 U	0.5 U	0.5 U	1 U	1 U	1 U	1 U	1 U	1 U	1 U	1 U	1 U	1 U	1 U	1 U	0.37 U	0.0
1 1 2-TRICHLOROETHANE	0.5 U	0.5 U	0.5 U	0.5 U	1 U	1 U	1 U	1 U	1 U	1 U	1 U	1 U	1 U	1 U	1 U	1 U	0.23 U	0.0
TETRACHLOROETHENE	0.5 U	0.5 U	0.5 U	0.5 U	1 U	1 U	1 U	1 U	1 U	1 U	1 U	1 U	1 U	1 U	1 U	1 U	0.36 U	0.0
2-HEXANONE	50 U	10 U	10 U	10 U	10 U	10 U	10 U	10 U	10 U	10 U	5 U	5 U	5 U	5 U	5 U	5 U	1.2 U	0.0
DIBROMOCHLOROMETHANE	0.5 U	0.5 U	0.5 U	0.5 U	1 U	1 U	1 U	1 U	1 U	1 U	1 U	1 U	1 U	1 U	1 U	1 U	0.32 U	0.0
CHLOROBENZENE	0.5 U	0.5 U	0.5 U	0.5 U	1 U	1 U	1 U	1 U	1 U	1 U	1 U	1 U	1 U	1 U	1 U	1 U	0.32 U	0.0
ETHYLBENZENE	0.5 U	0.5 U	0.5 U	0.5 U	1 U	1 U	1 U	1 U	1 U	1 U	1 U	1 U	1 U	1 U	1 U	1 U	0.18 U	0.0
P-XYLENE/M-XYLENE	0.5 U	0.5 U	0.5 U	0.5 U	1 U	1 U	1 U	1 U	1 U	1 U	3 U	3 U	2 U	2 U	2 U	2 U	0.66 U	0.0
O-XYLENE	0.5 U	0.5 U	0.5 U	0.5 U	1 U	1 U	1 U	1 U	1 U	1 U	1 U	1 U	1 U	1 U	1 U	1 U	0.36 U	0.0
STYRENE	0.5 U	0.5 U	0.5 U	0.5 U	1	1 U	1 U	1 U	1 U	1 U	1 U	1 U	1 U	1 U	1 U	1 U	0.18 U	0.1
BROMOFORM	0.5 U	0.5 U	0.5 U	0.5 U	1 U	1 U	1 U	1 U	1 U	1 U	1 U	1 U	1 U	1 U	1 U	1 U	0.26 U	0.0
1 1 2 2-TETRACHLOROETHANE	0.5 U	0.5 U	1 U	0.5 U	1 U	1 U	1 U	1 U	1 U	1 U	1 U	1 U	1 U	1 U	1 U	1 U	0.21 U	0.0

This well was abandoned due to excessive damage in 2010.

This well was not sampled on the following dates: April, July and October 1993; April, July and October 1994; April, July and October 1995; April and July 1996; and January, April, July, and October 1997.

WELL NUMBER 89-04(1)
ANALYTICAL SAMPLING RESULTS
(Concentrations in µg/L)

ANALYTE	Apr-93	Jul-93	Oct-93	Jan-94	Jul-94	Jan-95	Jul-95	Jan-96	Apr-96	Oct-96	Apr-97	Oct-97	Apr-98	Oct-98	Oct-99	Oct-00	Oct-01	Oct-02	Oct-03	Oct-07	Oct-08	Oct-09	Oct-10	Nov-12	Oct-14	AVG
CHLOROMETHANE	5 U	5 U	5 U	5 U	5 U	5 U	5 U	5 U	5 U	5 U	0.5 U	5 U	1 U	1 U	1 U	1 U	1 U	1 U	4 U	1 U	1 U	0.35 U	0.35 U	0.35 U	0.35 U	0.0
VINYL CHLORIDE	49	36	33	12	24	5 U	5 U	5 U	5 U	5 U	2	5 U	1 U	4	12	1 U	2	3	4.6	1.5	2.1	3.8	0.90 U	1.2	0.90 U	7.6
CHLOROETHANE	5 U	5 U	5 U	5 U	5 U	5 U	5 U	5 U	5 U	5 U	0.5 U	5 U	1 U	1 U	1 U	1 U	1 U	2	4 U	1 U	1 U	0.32 U	0.32 U	0.32 U	0.32 U	0.1
BROMOMETHANE	5 U	5 U	5 U	5 U	5 U	5 U	5 U	5 U	5 U	5 U	0.5 U	5 U	1 U	1 U	1 U	1 U	1 U	1 U	4 U	1 U	1 U	0.28 U	0.69 U	0.69 U	0.69 U	0.0
1 1-DICHLOROETHENE	19	10	6	5 U	7	5 U	6	5 U	5 U	5 U	4	5 U	3	3	4	1 U	1 U	2	1.2	1.1	1 U	1.2	0.52	0.57	0.29 U	2.7
ACETONE	50 U	50 U	50 U	50 U	50 U	50 U	50 U	25 U	25 U	25 U	10 U	25 U	10 U	10 U	10 U	10 U	10 U	10 U	20 U	5 U	5 U	1.3 U	3.0 U	3.0 U	3.0 U	0.0
CARBON DISULFIDE	98	80	88	73	74	67	94	5 U	42	150	86	110	110	99	83	44	80	84	90	63	57	9.8	15	30	12	69.6
METHYLENE CHLORIDE	5 U	5 U	5 U	5 U	5 U	5 U	5 U	5 U	5 U	5 U	0.5 U	5 U	2 U	1 U	1 U	1 U	1 U	1 U	4 U	1 U	1 U	0.44 U	0.44 U	0.44 U	0.44 U	0.0
TRANS-1 2-DICHLOROETHENE	5 U	5 U	5 U	6	5 U	5 U	5 U	5 U	5 U	5 U	2	5 U	1 U	1 U	1 U	1 U	1 U	1 U	4 U	0.64	0.67	1.6	1.5	1.3	0.90 U	0.5
1 1-DICHLOROETHANE	5 U	5 U	5 U	5 U	5 U	5 U	5 U	5 U	5 U	5 U	0.5 U	5 U	1 U	1 U	1 U	1 U	1 U	1 U	4 U	1 U	1 U	0.38 U	0.38 U	0.38 U	0.38 U	0.0
CIS-1 2-DICHLOROETHENE	96	76	71	40	60	37	39	5 U	18	22	23	22	18	19	29	12	19	17	24	10	8.7	7.7	4.8	3.2	2.3	27.1
METHYL ETHYL KETONE	50 U	50 U	50 U	50 U	50 U	50 U	50 U	25 U	25 U	25 U	10 U	25 U	10 U	10 U	10 U	10 U	10 U	10 U	20 U	5 U	5 U	1.3 U	1.3 U	1.3 U	1.3 U	0.0
CHLOROFORM	5 U	5 U	5 U	5 U	5 U	5 U	5 U	5 U	5 U	5 U	0.5 U	5 U	1 U	1 U	1 U	1 U	1 U	1 U	4 U	1 U	1 U	0.34 U	0.34 U	0.34 U	0.34 U	0.0
1 1 1-TRICHLOROETHANE	5 U	5 U	5 U	5 U	5 U	5 U	5 U	5 U	5 U	5 U	0.5 U	5 U	1 U	1 U	1 U	1 U	1 U	1 U	4 U	1 U	1 U	0.26 U	0.82 U	0.82 U	0.82 U	0.0
CARBON TETRACHLORIDE	5 U	5 U	5 U	5 U	5 U	5 U	5 U	5 U	5 U	5 U	0.5 U	5 U	1 U	1 U	1 U	1 U	1 U	3 U	4 U	1 U	1 U	0.27 U	0.27 U	0.27 U	0.27 U	0.0
BENZENE	6	5 U	5 U	5 U	5 U	5 U	5 U	5 U	5 U	5 U	0.5 U	5 U	0.7 U	0.7 U	0.7 U	0.7 U	0.7 U	0.7 U	4 U	1 U	1 U	0.41 U	0.41 U	0.41 U	0.41 U	0.2
1 2-DICHLOROETHANE	5 U	5 U	5 U	5 U	5 U	5 U	5 U	5 U	5 U	5 U	0.5 U	5 U	1 U	1 U	1 U	1 U	1 U	1 U	4 U	1 U	1 U	0.21 U	0.21 U	0.21 U	0.21 U	0.0
TRICHLOROETHENE	12	8	8	7	6	5 U	6	5 U	5 U	6	6	7	6	6	7	4	7	5	4.8	3.7	3.3	1.8	1.7	1.5	1.3	4.8
1 2-DICHLOROPROPANE	5 U	5 U	5 U	5 U	5 U	5 U	5 U	5 U	5 U	5 U	0.5 U	5 U	1 U	1 U	1 U	1 U	1 U	1 U	4 U	1 U	1 U	0.32 U	0.72 U	0.72 U	0.72 U	0.0
BROMODICHLOROMETHANE	5 U	5 U	5 U	5 U	5 U	5 U	5 U	5 U	5 U	5 U	0.5 U	5 U	1 U	1 U	1 U	1 U	1 U	1 U	4 U	1 U	1 U	0.39 U	0.39 U	0.39 U	0.39 U	0.0
CIS-1 3-DICHLOROPROPENE	5 U	5 U	5 U	5 U	5 U	5 U	5 U	5 U	5 U	5 U	0.5 U	5 U	1 U	1 U	1 U	1 U	1 U	1 U	4 U	1 U	1 U	0.36 U	0.36 U	0.36 U	0.36 U	0.0
MIBK	50 U	50 U	50 U	50 U	50 U	50 U	50 U	25 U	10 U	10 U	10 U	10 U	10 U	10 U	10 U	10 U	10 U	10 U	20 U	5 U	5 U	0.91 U	2.1 U	2.1 U	2.1 U	0.0
TOLUENE	6	5 U	5 U	5 U	5 U	5 U	5 U	5 U	5 U	5 U	0.5 U	5 U	1 U	1 U	1 U	1 U	1 U	1 U	4 U	1 U	1 U	0.51 U	0.51 U	0.51 U	0.51 U	0.2
TRANS-1 3-DICHLOROPROPENE	5 U	5 U	5 U	5 U	5 U	5 U	5 U	5 U	5 U	5 U	0.5 U	5 U	1 U	1 U	1 U	1 U	1 U	1 U	4 U	1 U	1 U	0.37 U	0.37 U	0.37 U	0.37 U	0.0
1 1 2-TRICHLOROETHANE	5 U	5 U	5 U	5 U	5 U	5 U	5 U	5 U	5 U	5 U	0.5 U	5 U	1 U	1 U	1 U	1 U	1 U	1 U	4 U	1 U	1 U	0.23 U	0.23 U	0.23 U	0.23 U	0.0
TETRACHLOROETHENE	5 U	5 U	5 U	5 U	5 U	5 U	5 U	5 U	5 U	5 U	0.5 U	5 U	1 U	1 U	1 U	1 U	1 U	1 U	4 U	1 U	1 U	0.36 U	0.36 U	0.36 U	0.36 U	0.0
2-HEXANONE	50 U	50 U	50 U	50 U	50 U	50 U	50 U	25 U	10 U	10 U	10 U	10 U	10 U	10 U	10 U	10 U	10 U	10 U	20 U	5 U	5 U	1.2 U	1.2 U	1.2 U	1.2 U	0.0
DIBROMOCHLOROMETHANE	5 U	5 U	5 U	5 U	5 U	5 U	5 U	5 U	5 U	5 U	0.5 U	5 U	1 U	1 U	1 U	1 U	1 U	1 U	4 U	1 U	1 U	0.32 U	0.32 U	0.32 U	0.32 U	0.0
CHLOROBENZENE	5 U	5 U	5 U	5 U	5 U	5 U	5 U	5 U	5 U	5 U	0.5 U	5 U	1 U	1 U	1 U	1 U	1 U	1 U	4 U	1 U	1 U	0.32 U	0.75 U	0.75 U	0.75 U	0.0
ETHYLBENZENE	5 U	5 U	5 U	5 U	5 U	5 U	5 U	5 U	5 U	5 U	0.5 U	5 U	1 U	1 U	1 U	1 U	1 U	1 U	4 U	1 U	1 U	0.18 U	0.74 U	0.74 U	0.74 U	0.0
P-XYLENE/M-XYLENE	5 U	5 U	5 U	5 U	5 U	5 U	5 U	5 U	5 U	5 U	0.5 U	5 U	1 U	1 U	1 U	1 U	1 U	1 U	12 U	2 U	2 U	0.66 U	0.66 U	0.66 U	0.66 U	0.0
O-XYLENE	5 U	5 U	5 U	5 U	5 U	5 U	5 U	5 U	5 U	5 U	0.5 U	5 U	1 U	1 U	1 U	1 U	1 U	1 U	4 U	1 U	1 U	0.36 U	0.76 U	0.76 U	0.76 U	0.0
STYRENE	5 U	5 U	5 U	5 U	5 U	5 U	5 U	5 U	5 U	5 U	0.5 U	5 U	1 U	1 U	1 U	1 U	1 U	1 U	4 U	1 U	1 U	0.18 U	0.73 U	0.73 U	0.73 U	0.0
BROMOFORM	5 U	5 U	5 U	5 U	5 U	5 U	5 U	5 U	5 U	5 U	0.5 U	5 U	1 U	1 U	1 U	1 U	1 U	1 U	4 U	1 U	1 U	0.26 U	0.26 U	0.26 U	0.26 U	0.0
1 1 2 2-TETRACHLOROETHANE	5 U	5 U	5 U	5 U	5 U	5 U	5 U	5 U	5 U	5 U	1 U	5 U	1 U	1 U	1 U	1 U	1 U	1 U	4 U	1 U	1 U	0.21 U	0.21 U	0.21 U	0.21 U	0.0

This well was not sampled on the following dates: April and October 1994; April and October 1995; July 1996; January and July 1997 and October 2004, 2005, 2006, 2011, 2013 and 2015.

WELL NUMBER 89-14(0)
ANALYTICAL SAMPLING RESULTS
(Concentrations in ug/L)

ANALYTE	Jul-93	Jan-94	Jul-94	Jan-95	Jan-96	Apr-96	Oct-96	Apr-97	Apr-98	Oct-01	Oct-02	Oct-03	Oct-05	Oct-06	Oct-08	Oct-09	Oct-10	Nov-12	Oct-14	AVG
CHLOROMETHANE	0.5 U	0.5 U	1 U	0.5 U	0.5 U	0.5 U	0.5 U	0.5 U	1 U	1 U	1 U	1 U	1 U	1 U	1 U	0.35 U	0.35 U	0.35 U	0.35 U	0.0
VINYL CHLORIDE	0.5 U	0.5 U	1 U	0.5 U	0.5 U	0.5 U	0.5 U	0.5 U	1 U	1 U	1 U	1 U	1 U	1 U	1 U	0.24 U	0.90 U	0.90 U	0.90 U	0.0
CHLOROETHANE	0.5 U	0.5 U	1 U	0.5 U	0.5 U	0.5 U	0.5 U	0.5 U	1 U	1 U	2 U	1 U	1 U	1 U	1 U	0.32 U	0.32 U	0.32 U	0.32 U	0.0
BROMOMETHANE	0.5 U	0.5 U	1 U	0.5 U	0.5 U	0.5 U	0.5 U	0.5 U	1 U	1 U	1 U	1 U	1 U	1 U	1 U	0.28 U	0.69 U	0.69 U	0.69 U	0.0
1 1-DICHLOROETHENE	0.5 U	0.5 U	1 U	0.5 U	0.5 U	0.5 U	0.5 U	0.5 U	1 U	1 U	1 U	1 U	1 U	1 U	1 U	0.29 U	0.29 U	0.29 U	0.29 U	0.0
ACETONE	36	50 U	10 U	10 U	10 U	10 U	10 U	10 U	10 U	10 U	10 U	5 U	5 U	5 U	5 U	1.3 U	3.0 U	3.0 U	3.0 U	1.9
CARBON DISULFIDE	0.5 U	0.5 U	1 U	0.5 U	0.5 U	0.5 U	0.5 U	0.5 U	1 U	1 U	1 U	1 U	1 U	1 U	1 U	0.19 U	0.19 U	0.19 U	0.19 U	0.0
METHYLENE CHLORIDE	0.5 U	0.5 U	1 U	0.5 U	0.5 U	0.5 U	0.5 U	0.5 U	2 U	1 U	1 U	1 U	1 U	1 U	1 U	0.44 U	0.44 U	0.44 U	0.44 U	0.0
TRANS-1 2-DICHLOROETHENE	0.5 U	0.5 U	1 U	0.5 U	0.5 U	0.5 U	0.5 U	0.5 U	1 U	1 U	1 U	1 U	1 U	1 U	1 U	0.42 U	0.90 U	0.90 U	0.90 U	0.0
1 1-DICHLOROETHANE	0.5 U	0.5 U	1 U	0.5 U	0.5 U	0.5 U	0.5 U	0.5 U	1 U	1 U	1 U	1 U	1 U	1 U	1 U	0.38 U	0.38 U	0.38 U	0.38 U	0.0
CIS-1 2-DICHLOROETHENE	0.5 U	0.5 U	1 U	0.5 U	0.5 U	0.5 U	0.5 U	0.5 U	1 U	1 U	1 U	1 U	1 U	1 U	1 U	0.38 U	0.81 U	0.81 U	0.81 U	0.0
METHYL ETHYL KETONE	20 U	50 U	10 U	10 U	10 U	10 U	10 U	10 U	10 U	10 U	10 U	5 U	5 U	5 U	5 U	1.3 U	1.3 U	1.3 U	1.3 U	0.0
CHLOROFORM	0.5 U	0.5 U	1 U	0.5 U	0.5 U	0.5 U	0.5 U	0.5 U	1 U	1 U	1 U	1 U	1 U	1 U	1 U	0.34 U	0.34 U	0.34 U	0.34 U	0.0
1 1 1-TRICHLOROETHANE	0.5 U	0.5 U	1 U	0.5 U	0.5 U	0.5 U	0.5 U	0.5 U	1 U	1 U	1 U	1 U	1 U	1 U	1 U	0.26 U	0.82 U	0.82 U	0.82 U	0.0
CARBON TETRACHLORIDE	0.5 U	0.5 U	1 U	0.5 U	0.5 U	0.5 U	0.5 U	0.5 U	1 U	1 U	3 U	1 U	1 U	1 U	1 U	0.27 U	0.27 U	0.27 U	0.27 U	0.0
BENZENE	0.5 U	0.5 U	1 U	0.5 U	0.5 U	0.5 U	0.5 U	0.5 U	0.7 U	0.7 U	0.7 U	1 U	1 U	1 U	1 U	0.41 U	0.41 U	0.41 U	0.41 U	0.0
1 2-DICHLOROETHANE	0.5 U	0.5 U	1 U	0.5 U	0.5 U	0.5 U	0.5 U	0.5 U	1 U	1 U	1 U	1 U	1 U	1 U	1 U	0.21 U	0.21 U	0.21 U	0.21 U	0.0
TRICHLOROETHENE	0.5 U	0.5 U	1 U	0.5 U	0.5 U	0.5 U	0.5 U	0.5 U	1 U	1 U	2 U	1 U	1 U	1 U	1 U	0.46 U	0.46 U	0.46 U	0.46 U	0.0
1 2-DICHLOROPROPANE	0.5 U	0.5 U	1 U	0.5 U	0.5 U	0.5 U	0.5 U	0.5 U	1 U	1 U	1 U	1 U	1 U	1 U	1 U	0.33 U	0.72 U	0.72 U	0.72 U	0.0
BROMODICHLOROMETHANE	0.5 U	0.5 U	1 U	0.5 U	0.5 U	0.5 U	0.5 U	0.5 U	1 U	1 U	1 U	1 U	1 U	1 U	1 U	0.39 U	0.39 U	0.39 U	0.39 U	0.0
CIS-1 3-DICHLOROPROPENE	0.5 U	0.5 U	1 U	0.5 U	0.5 U	0.5 U	0.5 U	0.5 U	1 U	1 U	1 U	1 U	1 U	1 U	1 U	0.36 U	0.36 U	0.36 U	0.36 U	0.0
MIBK	20 U	50 U	10 U	10 U	10 U	10 U	10 U	10 U	10 U	10 U	10 U	5 U	5 U	5 U	5 U	0.91 U	2.1 U	2.1 U	2.1 U	0.0
TOLUENE	0.5 U	0.5 U	1 U	0.5 U	0.5 U	0.5 U	0.5 U	0.5 U	1 U	1 U	1 U	1 U	1 U	1 U	1 U	0.51 U	0.51 U	0.51 U	0.51 U	0.0
TRANS-1 3-DICHLOROPROPENE	0.5 U	0.5 U	1 U	0.5 U	0.5 U	0.5 U	0.5 U	0.5 U	1 U	1 U	1 U	1 U	1 U	1 U	1 U	0.37 U	0.37 U	0.37 U	0.37 U	0.0
1 1 2-TRICHLOROETHANE	0.5 U	0.5 U	1 U	0.5 U	0.5 U	0.5 U	0.5 U	0.5 U	1 U	1 U	1 U	1 U	1 U	1 U	1 U	0.23 U	0.23 U	0.23 U	0.23 U	0.0
TETRACHLOROETHENE	0.5 U	0.5 U	1 U	0.5 U	0.5 U	0.5 U	0.5 U	0.5 U	1 U	1 U	1 U	1 U	1 U	1 U	1 U	0.36 U	0.36 U	0.36 U	0.36 U	0.0
2-HEXANONE	20 U	50 U	10 U	10 U	10 U	10 U	10 U	10 U	10 U	10 U	10 U	5 U	5 U	5 U	5 U	1.2 U	1.2 U	1.2 U	1.2 U	0.0
DIBROMOCHLOROMETHANE	0.5 U	0.5 U	1 U	0.5 U	0.5 U	0.5 U	0.5 U	0.5 U	1 U	1 U	1 U	1 U	1 U	1 U	1 U	0.32 U	0.32 U	0.32 U	0.32 U	0.0
CHLOROBENZENE	0.5 U	0.5 U	1 U	0.5 U	0.5 U	0.5 U	0.5 U	0.5 U	1 U	1 U	1 U	1 U	1 U	1 U	1 U	0.32 U	0.75 U	0.75 U	0.75 U	0.0
ETHYLBENZENE	0.5 U	0.5 U	1 U	0.5 U	0.5 U	0.5 U	0.5 U	0.5 U	1 U	1 U	1 U	1 U	1 U	1 U	1 U	0.18 U	0.74 U	0.74 U	0.74 U	0.0
P-XYLENE/M-XYLENE	0.5 U	0.5 U	1 U	0.5 U	0.5 U	0.5 U	0.5 U	0.5 U	1 U	1 U	1 U	3 U	2 U	2 U	2 U	0.66 U	0.66 U	0.66 U	0.66 U	0.0
O-XYLENE	0.5 U	0.5 U	1 U	0.5 U	0.5 U	0.5 U	0.5 U	0.5 U	1 U	1 U	1 U	1 U	1 U	1 U	1 U	0.36 U	0.76 U	0.76 U	0.76 U	0.0
STYRENE	0.5 U	0.5 U	1 U	0.5 U	0.5 U	0.5 U	0.5 U	0.5 U	1	1 U	1 U	1 U	1 U	1 U	1 U	0.18 U	0.73 U	0.73 U	0.73 U	0.1
BROMOFORM	0.5 U	0.5 U	1 U	0.5 U	0.5 U	0.5 U	0.5 U	0.5 U	1 U	1 U	1 U	1 U	1 U	1 U	1 U	0.26 U	0.26 U	0.26 U	0.26 U	0.0
1 1 2 2-TETRACHLOROETHANE	0.5 U	0.5 U	1 U	0.5 U	1 U	1 U	0.5 U	0.5 U	1 U	1 U	1 U	1 U	1 U	1 U	1 U	0.21 U	0.21 U	0.21 U	0.21 U	0.0

This well was not sampled on the following dates: April and October 1993; April and October 1994; April, July and October 1995; July 1996; January, July and October 1997, October 1998, 1999, 2000, 2004, 2007, 2011, 2013 and 2015.

WELL NUMBER 89-14(1)
ANALYTICAL SAMPLING RESULTS
(Concentrations in µg/L)

ANALYTE	Jul-93	Jan-94	Jan-95	Jan-96	Oct-96	Oct-97	Oct-98	Oct-99	Oct-00	Oct-01	Oct-02	Oct-03	Oct-04	Oct-05	Oct-06	Oct-07	Oct-08	Oct-09	Oct-10	Oct-11	Nov-12	Oct-13	Oct-14	Oct-15	AVG
CHLOROMETHANE	5 U	5 U	25 U	50 U	25 U	25 U	5 U	25 U	5 U	1 U	10 U	5 U	1 U	1 U	5 U	5 U	5 U	0.35 U	0.35 U	0.35 U	0.70 U	0.70 U	1.4 U	2 U	0.0
VINYL CHLORIDE	10	64	69	50 U	25 U	25 U	27	41	25	30	63	7.1	25	53	66	5 U	54	48	130	190	57	240	250	220	69.5
CHLOROETHANE	5 U	5 U	25 U	50 U	25 U	25 U	5 U	25 U	5 U	1 U	20 U	5 U	1 U	1 U	5 U	5 U	5 U	0.32 U	0.32 U	0.32 U	0.73	0.64 U	1.3 U	2 U	0.0
BROMOMETHANE	5 U	5 U	25 U	50 U	25 U	25 U	5 U	25 U	5 U	1 U	10 U	5 U	1 U	1 U	5 U	5 U	5 U	0.28 U	0.69 U	0.69 U	1.4 U	1.4 U	2.8 U	2 U	0.0
1 1-DICHLOROETHENE	5 U	5 U	25 U	50 U	25 U	25 U	5 U	25 U	5 U	1 U	10 U	5 U	1.5	2.3	5 U	5 U	2.6	1.6	1.4	8	1.3	1.3	1.2 U	2 U	0.8
ACETONE	50 U	50 U	250 U	250 U	120 U	120 U	50 U	130 U	50 U	10 U	100 U	25 U	5 U	5 U	25 U	25 U	25 U	1.3 U	3.0 U	3 U	6.0 U	6.0 U	12 U	10 U	0.0
CARBON DISULFIDE	5 U	5	25 U	50 U	25 U	25 U	5 U	25 U	5 U	1 U	10 U	5 U	0.58	1 U	5 U	9.2	3.2	0.66	2.1	1.1	2.1	0.38 U	0.76 U	2 U	1.0
METHYLENE CHLORIDE	5 U	5 U	25 U	50 U	25 U	25 U	5 U	25 U	5 U	1 U	10 U	5 U	1 U	1 U	6.9 U	6.1	6.1	0.44 U	0.44 U	0.44 U	0.88 U	0.88 U	1.8 U	2 U	0.5
TRANS-1 2-DICHLOROETHENE	5 U	7	25 U	50 U	25 U	25 U	5 U	25 U	5 U	2	10 U	5 U	1.8	2.4	5 U	5 U	5 U	1.5	1.9	2	1.8 U	1.8 U	3.6 U	1.6	0.8
1 1-DICHLOROETHANE	7	13	25 U	50 U	25 U	25 U	13	25 U	5 U	7	21	4.9	6.8	10	9.3	5.7	9.8	8.1	12	28	21	22	17	16	9.7
CIS-1 2-DICHLOROETHENE	266	550	718	630	490	350	500	530	450	630	990	150	280	360	420	250	410	300	340	330	130	220	160	110	398.5
METHYL ETHYL KETONE	50 U	50 U	250 U	250 U	120 U	120 U	50 U	130 U	50 U	10 U	100 U	25 U	5 U	5 U	25 U	25 U	25 U	1.3 U	1.3 U	1.3 U	2.6 U	2.6 U	5.3 U	10 U	0.0
CHLOROFORM	5 U	5 U	25 U	50 U	25 U	25 U	5 U	25 U	5 U	1 U	10 U	5 U	1 U	1 U	5 U	5 U	5 U	0.34 U	0.34 U	0.34 U	0.68 U	0.68 U	1.4 U	2 U	0.0
1 1 1-TRICHLOROETHANE	27	30	25	50 U	26	25 U	22	25 U	5 U	6	42	4.7	4.9	5.7	4.7	5.3	11	9.5	8.9	59	3.9	2.6	3.3 U	1.1	12.5
CARBON TETRACHLORIDE	5 U	5 U	25 U	50 U	25 U	25 U	5 U	25 U	5 U	1 U	30 U	5 U	0.61	1 U	5 U	5 U	5 U	0.27 U	0.27 U	0.27 U	0.54 U	0.54 U	1.1 U	2 U	0.0
BENZENE	5 U	5 U	25 U	50 U	25 U	25 U	4 U	4 U	4 U	0.7 U	7 U	5 U	1 U	1 U	5 U	5 U	5 U	0.41 U	0.41 U	0.41 U	0.82 U	0.82 U	1.6 U	2 U	0.0
1 2-DICHLOROETHANE	5 U	24	25 U	50 U	25 U	25 U	5 U	25 U	5 U	1 U	10 U	5 U	1 U	1 U	5 U	5 U	5 U	0.21 U	0.21 U	0.21 U	0.42 U	0.42 U	0.84 U	2 U	1.0
TRICHLOROETHENE	16	5 U	42	50 U	25 U	25 U	30	25 U	30	8	72	15	11	12	4.4	4.3	8.4	5.5	4.6	5.9	2.6	2.3	1.8 U	1.5	11.5
1 2-DICHLOROPROPANE	5 U	5 U	25 U	50 U	25 U	25 U	5 U	25 U	5 U	1 U	10 U	5 U	1 U	1 U	5 U	5 U	5 U	0.32 U	0.72 U	0.72 U	1.4 U	1.4 U	2.9 U	2 U	0.0
BROMODICHLOROMETHANE	5 U	5 U	25 U	50 U	25 U	25 U	5 U	25 U	5 U	1 U	10 U	5 U	1 U	1 U	5 U	5 U	5 U	0.39 U	0.39 U	0.39 U	0.78 U	0.78 U	1.6 U	2 U	0.0
CIS-1 3-DICHLOROPROPENE	5 U	5 U	25 U	50 U	25 U	25 U	5 U	25 U	5 U	1 U	10 U	5 U	1 U	1 U	5 U	5 U	5 U	0.36 U	0.36 U	0.36 U	0.72 U	0.72 U	1.4 U	2 U	0.0
MIBK	50 U	50 U	250 U	250 U	50 U	50 U	50 U	50 U	50 U	10 U	100 U	25 U	5 U	5 U	25 U	25 U	25 U	0.91 U	2.1 U	2.1 U	4.2 U	4.2 U	8.4 U	10 U	0.0
TOLUENE	5 U	5 U	25 U	50 U	25 U	25 U	5 U	25 U	5 U	1 U	10 U	5 U	1 U	1 U	5 U	5 U	5 U	0.51 U	0.51 U	0.51 U	1.0 U	1.0 U	2.0 U	2 U	0.0
TRANS-1 3-DICHLOROPROPENE	5 U	5 U	25 U	50 U	25 U	25 U	5 U	25 U	5 U	1 U	10 U	5 U	1 U	1 U	5 U	5 U	5 U	0.37 U	0.37 U	0.37 U	0.74 U	0.74 U	1.5 U	2 U	0.0
1 1 2-TRICHLOROETHANE	5 U	5 U	25 U	50 U	25 U	25 U	5 U	25 U	5 U	1 U	10 U	5 U	1 U	1 U	5 U	5 U	5 U	0.23 U	0.23 U	0.23 U	0.46 U	0.46 U	0.92 U	2 U	0.0
TETRACHLOROETHENE	5 U	5 U	25 U	50 U	25 U	25 U	5 U	25 U	5 U	1 U	10 U	5 U	1 U	1 U	5 U	5 U	5 U	0.36 U	0.36 U	0.36 U	0.72 U	0.72 U	1.4 U	2 U	0.0
2-HEXANONE	50 U	50 U	250 U	250 U	50 U	50 U	50 U	50 U	50 U	10 U	100 U	25 U	5 U	5 U	25 U	25 U	25 U	1.2 U	1.2 U	1.2 U	2.5 U	2.5 U	5.0 U	10 U	0.0
DIBROMOCHLOROMETHANE	5 U	5 U	25 U	50 U	25 U	25 U	5 U	25 U	5 U	1 U	10 U	5 U	1 U	1 U	5 U	5 U	5 U	0.32 U	0.32 U	0.32 U	0.64 U	0.64 U	1.3 U	2 U	0.0
CHLOROBENZENE	5 U	5 U	25 U	50 U	25 U	25 U	5 U	25 U	5 U	1 U	10 U	5 U	1 U	1 U	5 U	5 U	5 U	0.32 U	0.75 U	0.75 U	1.5 U	1.5 U	3.0 U	2 U	0.0
ETHYLBENZENE	5 U	5 U	25 U	50 U	25 U	25 U	5 U	25 U	5 U	1 U	10 U	5 U	1 U	1 U	5 U	5 U	5 U	0.18 U	0.74 U	0.74 U	1.5 U	1.5 U	3.0 U	2 U	0.0
P-XYLENE/M-XYLENE	5 U	5 U	25 U	50 U	25 U	25 U	5 U	25 U	5 U	1 U	10 U	15 U	3 U	2 U	15 U	15 U	15 U	0.66 U	0.66 U	0.66 U	1.3 U	1.3 U	2.6 U	4 U	0.0
O-XYLENE	5 U	5 U	25 U	50 U	25 U	25 U	5 U	25 U	5 U	1 U	10 U	5 U	1 U	1 U	5 U	5 U	5 U	0.36 U	0.76 U	0.76 U	1.5 U	1.5 U	3.0 U	2 U	0.0
STYRENE	5 U	5 U	25 U	50 U	25 U	25 U	5 U	25 U	5 U	1 U	10 U	5 U	1 U	1 U	5 U	5 U	5 U	0.18 U	0.73 U	0.73 U	1.5 U	1.5 U	2.9 U	2 U	0.0
BROMOFORM	5 U	5 U	25 U	50 U	25 U	25 U	5 U	25 U	5 U	1 U	10 U	5 U	1 U	1 U	5 U	5 U	5 U	0.26 U	0.26 U	0.26 U	0.52 U	0.52 U	1.0 U	2 U	0.0
1 1 2 2-TETRACHLOROETHANE	5 U	5 U	25 U	50 U	25 U	25 U	5 U	25 U	5 U	1 U	10 U	5 U	1 U	1 U	5 U	5 U	5 U	0.21 U	0.21 U	0.21 U	0.42 U	0.42 U	0.84 U	2 U	0.0

This well was not sampled on the following dates: April and October 1993; April, July and October 1994; April, July and October 1995, April and July 1996; January, April and July 1997 and April 1998.

WELL NUMBER 89-15(1)
ANALYTICAL SAMPLING RESULTS
(Concentrations in µg/L)

ANALYTE	Jul-93	Jan-94	Apr-94	Jul-94	Oct-94	Jan-95	Apr-95	Jul-95	Oct-95	Feb-96	Apr-96	Jul-96	Oct-96	Jan-97	Apr-97	Jul-97	Oct-97	Oct-98	Oct-99	Oct-00	Oct-01
CHLOROMETHANE	2,500 U	5,000 U	5,000 U	50 U	50 U	250 U	12,500 U	2,500 U	12,500 U	5,000 U	5,000 U	12,500 U	1,200 U	120 U	120 U	25 U	250 U	2,500 U	50 U	2,500 U	1 U
VINYL CHLORIDE	2,500 U	5,000 U	5,000 U	50 U	50 U	250 U	12,500 U	25,000 U	12,500 U	5,000 U	5,000 U	12,500 U	1,200 U	120 U	120 U	36	250 U	2,500 U	270	1,000 U	300
CHLOROETHANE	2,500 U	5,000 U	5,000 U	50 U	50 U	250 U	12,500 U	25,000 U	12,500 U	5,000 U	5,000 U	12,500 U	1,200 U	120 U	120 U	25 U	250 U	2,500 U	50 U	2,500 U	1 U
BROMOMETHANE	2,500 U	5,000 U	5,000 U	50 U	50 U	250 U	12,500 U	25,000 U	12,500 U	5,000 U	5,000 U	12,500 U	1,200 U	120 U	120 U	25 U	250 U	2,500 U	50 U	2,500 U	1 U
1 1-DICHLOROETHENE	2,500 U	5,000 U	5,000 U	50 U	50 U	250 U	12,500 U	25,000 U	12,500 U	5,000 U	5,000 U	12,500 U	1,200 U	120 U	120 U	25 U	250 U	2,500 U	50 U	2,500 U	26
ACETONE	25,000 U	50,000 U	50,000 U	500 U	500 U	2,500 U	125,000 U	250,000 U	125,000 U	25,000 U	25,000 U	62,500 U	6,200 U	620 U	620 U	500 U	1,200 U	13,000 U	500 U	13,000 U	10 U
CARBON DISULFIDE	2,500 U	5,000	5,000 U	50 U	50 U	250 U	12,500 U	25,000 U	12,500 U	5,000 U	5,000 U	12,500 U	1,200 U	120 U	120 U	25 U	250 U	2,500 U	50 U	2,500 U	10
METHYLENE CHLORIDE	149,000	228,000	65,200	1,280	394,000	448,000	332,000	524,000	330,000	72,000	180,000	120,000	20,000	1,600	3,300	2,500	1,500	4,500	1,800	15,000	15,000
TRANS-1 2-DICHLOROETHENE	2,500 U	5,000 U	5,000 U	50 U	50 U	250 U	12,500 U	25,000 U	12,500 U	5,000 U	5,000 U	12,500 U	1,200 U	120 U	120 U	25 U	250 U	2,500 U	50 U	2,500 U	88
1 1-DICHLOROETHANE	2,500 U	5,000 U	5,000 U	50 U	50 U	250 U	12,500 U	25,000 U	12,500 U	5,000 U	5,000 U	12,500 U	1,200 U	120 U	120 U	25 U	250 U	2,500 U	50 U	2,500 U	21
CIS-1 2-DICHLOROETHENE	5,700	10,500	5,000 U	530	4,210	4,950	12,500 U	25,000 U	12,500 U	12,000	17,000	12,500 U	2,000	2,000	860	840	950	750	2,600	5,000	10,000
METHYL ETHYL KETONE	25,000 U	50,000 U	50,000 U	500 U	500 U	2,500 U	125,000 U	250,000 U	125,000 U	25,000 U	25,000 U	62,500 U	6,200 U	620 U	620 U	500 U	1,200 U	13,000 U	500 U	13,000 U	10 U
CHLOROFORM	2,500 U	5,000 U	5,000 U	50 U	50 U	250 U	12,500 U	25,000 U	12,500 U	5,000 U	5,000 U	12,500 U	1,200 U	120 U	120 U	25 U	250 U	2,500 U	50 U	2,500 U	6
1 1 1-TRICHLOROETHANE	2,500 U	5,000 U	5,000 U	50 U	1,670	250 U	12,500 U	25,000 U	12,500 U	5,000 U	5,000 U	12,500 U	1,200 U	120 U	120 U	64	250 U	2,500 U	50 U	2,500 U	120
CARBON TETRACHLORIDE	2,500 U	5,000 U	5,000 U	50 U	50 U	250 U	12,500 U	25,000 U	12,500 U	5,000 U	5,000 U	12,500 U	1,200 U	120 U	120 U	25 U	250 U	2,500 U	50 U	2,500 U	41
BENZENE	2,500 U	5,000 U	5,000 U	50 U	50 U	250 U	12,500 U	25,000 U	12,500 U	5,000 U	5,000 U	12,500 U	1,200 U	120 U	120 U	25 U	250 U	2,500 U	35 U	350 U	0.7 U
1 2-DICHLOROETHANE	2,500 U	5,000 U	5,000 U	50 U	50 U	250 U	12,500 U	25,000 U	12,500 U	5,000 U	5,000 U	12,500 U	1,200 U	120 U	120 U	25 U	250 U	2,500 U	50 U	2,500 U	1 U
TRICHLOROETHENE	7,540	702,000	7,520	1,520	334,000	82,300	122,000	366,000	59,000	62,000	75,000	58,000	21,000	1,700	6,100	22,000	6,900	16,000	6,600	33,000	31,000
1 2-DICHLOROPROPANE	2,500 U	5,000 U	5,000 U	50 U	50 U	250 U	12,500 U	25,000 U	12,500 U	5,000 U	5,000 U	12,500 U	1,200 U	120 U	120 U	25 U	250 U	2,500 U	50 U	2,500 U	1 U
BROMODICHLOROMETHANE	2,500 U	5,000 U	5,000 U	50 U	50 U	250 U	12,500 U	25,000 U	12,500 U	5,000 U	5,000 U	12,500 U	1,200 U	120 U	120 U	25 U	250 U	2,500 U	50 U	2,500 U	1 U
CIS-1 3-DICHLOROPROPENE	2,500 U	5,000 U	5,000 U	50 U	50 U	250 U	12,500 U	25,000 U	12,500 U	5,000 U	5,000 U	12,500 U	1,200 U	120 U	120 U	25 U	250 U	2,500 U	50 U	2,500 U	1 U
MIBK	25,000 U	50,000 U	50,000 U	500 U	500 U	2,500 U	125,000 U	250,000 U	125,000 U	10,000 U	10,000 U	25,000 U	2,500 U	250 U	250 U	500 U	500 U	5,000 U	500 U	5,000 U	10 U
TOLUENE	2,500 U	5,000 U	5,000 U	50 U	50 U	250 U	12,500 U	25,000 U	12,500 U	5,000 U	5,000 U	12,500 U	1,200 U	120 U	120 U	25 U	250 U	2,500 U	50 U	5,000 U	13
TRANS-1 3-DICHLOROPROPENE	2,500 U	5,000 U	5,000 U	50 U	50 U	250 U	12,500 U	25,000 U	12,500 U	5,000 U	5,000 U	12,500 U	1,200 U	120 U	120 U	25 U	250 U	2,500 U	50 U	2,500 U	1 U
1 1 2-TRICHLOROETHANE	2,500 U	5,000 U	5,000 U	50 U	50 U	250 U	12,500 U	25,000 U	12,500 U	5,000 U	5,000 U	12,500 U	1,200 U	120 U	120 U	25 U	250 U	2,500 U	50 U	2,500 U	1 U
TETRACHLOROETHENE	2,500 U	5,000 U	5,000 U	50 U	50 U	250 U	12,500 U	25,000 U	12,500 U	5,000 U	5,000 U	12,500 U	1,200 U	120 U	120 U	25 U	250 U	2,500 U	50 U	2,500 U	9
2-HEXANONE	25,000 U	50,000 U	50,000 U	500 U	500 U	2,500 U	125,000 U	250,000 U	125,000 U	10,000 U	10,000 U	25,000 U	2,500 U	250 U	250 U	500 U	500 U	5,000 U	500 U	5,000 U	10 U
DIBROMOCHLOROMETHANE	2,500 U	5,000 U	5,000 U	50 U	50 U	250 U	12,500 U	25,000 U	12,500 U	5,000 U	5,000 U	12,500 U	1,200 U	120 U	120 U	25 U	250 U	2,500 U	50 U	2,500 U	1 U
CHLOROBENZENE	2,500 U	5,000 U	5,000 U	50 U	50 U	250 U	12,500 U	25,000 U	12,500 U	5,000 U	5,000 U	12,500 U	1,200 U	120 U	120 U	25 U	250 U	2,500 U	50 U	2,500 U	1 U
ETHYLBENZENE	2,500 U	5,000 U	5,000 U	50 U	50 U	250 U	12,500 U	25,000 U	12,500 U	5,000 U	5,000 U	12,500 U	1,200 U	120 U	120 U	25 U	250 U	2,500 U	50 U	2,500 U	3
P-XYLENE/M-XYLENE	2,500 U	5,000 U	5,000 U	50 U	50 U	250 U	12,500 U	25,000 U	12,500 U	5,000 U	5,000 U	12,500 U	1,200 U	120 U	120 U	25 U	250 U	2,500 U	50 U	2,500 U	2
O-XYLENE	2,500 U	5,000 U	5,000 U	50 U	50 U	250 U	12,500 U	25,000 U	12,500 U	5,000 U	5,000 U	12,500 U	1,200 U	120 U	120 U	25 U	250 U	2,500 U	50 U	2,500 U	1 U
STYRENE	2,500 U	5,000 U	5,000 U	50 U	50 U	250 U	12,500 U	25,000 U	12,500 U	5,000 U	5,000 U	12,500 U	1,200 U	120 U	120 U	25 U	250 U	2,500 U	50 U	2,500 U	1 U
BROMOFORM	2,500 U	5,000 U	5,000 U	50 U	50 U	250 U	12,500 U	25,000 U	12,500 U	5,000 U	5,000 U	12,500 U	1,200 U	120 U	120 U	25 U	250 U	2,500 U	50 U	2,500 U	1 U
1 1 2 2-TETRACHLOROETHANE	2,500 U	5,000 U	5,000 U	50 U	50 U	250 U	12,500 U	25,000 U	12,500 U	5,000 U	5,000 U	12,500 U	1,200 U	120 U	120 U	25 U	250 U	2,500 U	50 U	2,500 U	1 U

This well was not sampled on the following dates: April and October 1993; April 1998.

WELL NUMBER 89-15(1)
ANALYTICAL SAMPLING RESULTS
(Concentrations in µg/L)

ANALYTE	Oct-02	Oct-03	Oct-04	Oct-05	Oct-06	Oct-07	Oct-08	Oct-09	Oct-10	Oct-11	Nov-12	Oct-13	Oct-14	Oct-15	AVG
CHLOROMETHANE	1 U	2,000 U	1,000 U	1 U	1 U	100 U	100 U	0.35 U	0.35 U	0.35 U	35 U	70 U	70 U	250 U	0.0
VINYL CHLORIDE	2	2,000 U	1,000 U	1 U	330	100 U	250	210	220	150	170	210	200	210	71.1
CHLOROETHANE	2 U	2,000 U	1,000 U	1 U	1.9	100 U	100 U	0.32 U	0.32 U	0.32 U	32 U	64 U	64 U	250 U	0.1
BROMOMETHANE	1 U	2,000 U	1,000 U	1 U	1 U	100 U	100 U	0.28 U	0.69 U	0.69 U	69 U	140 U	140 U	250 U	0.0
1 1-DICHLOROETHENE	1 U	2,000 U	1,000 U	1 U	84	100 U	100 U	22	12	25	29 U	58 U	58 U	250 U	4.7
ACETONE	10 U	10,000 U	5,000 U	5 U	5 U	500 U	500 U	1.3 U	3.0 U	3 U	300 U	600 U	600 U	1,200 U	0.0
CARBON DISULFIDE	1 U	2,000 U	1,000 U	1 U	54	100 U	100 U	4.7	7.9	9.4	19 U	38 U	38 U	250 U	141.3
METHYLENE CHLORIDE	1,000	46,000	8,400	4.8	86,000	7,900	13,000	22,000	16,000	0.44 U	14,000	32,000	36,000	25,000	89,332.9
TRANS-1 2-DICHLOROETHENE	1 U	2,000 U	1,000 U	1 U	65	100 U	100 U	21	19	11	90 U	180 U	180 U	250 U	5.7
1 1-DICHLOROETHANE	1 U	2,000 U	1,000 U	1.3	42	100 U	100 U	21	13	25	38 U	76 U	76 U	250 U	3.4
CIS-1 2-DICHLOROETHENE	120	5,700	6,700	210	16,000	1,000	13,000	8,500	8,800	4,200	3,100	4,000	6,400	4,800	4,511.7
METHYL ETHYL KETONE	10 U	10,000 U	5,000 U	5 U	5 U	500 U	500 U	1.3 U	1.3 U	1.3 U	130 U	260 U	260 U	1300 U	0.0
CHLOROFORM	1 U	2,000 U	1,000 U	1 U	15	100 U	100 U	2.4	1.4	1.3	34 U	68 U	68 U	250 U	0.7
1 1 1-TRICHLOROETHANE	7	2,000 U	1,000 U	0.9	1,200	100 U	100 U	63	32	160	82 U	160 U	160 U	250 U	92.1
CARBON TETRACHLORIDE	3 U	2,000 U	1,000 U	1 U	1 U	100 U	100 U	0.27 U	0.27 U	0.27 U	27 U	54 U	54 U	250 U	1.1
BENZENE	0.7 U	2,000 U	1,000 U	1 U	1.6	100 U	100 U	0.43	0.41 U	0.41 U	41 U	82 U	82 U	250 U	0.1
1 2-DICHLOROETHANE	1 U	2,000 U	1,000 U	1 U	1.8	100 U	100 U	0.21 U	0.21 U	0.21 U	21 U	42 U	42 U	250 U	0.1
TRICHLOROETHENE	1,700	180,000	36,000	120	87,000	9,100	7,600	8,800	6,500	7,200	4,900	20,000	62,000	43,000	69,308.3
1 2-DICHLOROPROPANE	1 U	2,000 U	1,000 U	1 U	1 U	100 U	100 U	0.32 U	0.72 U	0.72 U	72 U	140 U	140 U	250 U	0.0
BROMODICHLOROMETHANE	1 U	2,000 U	1,000 U	1 U	1 U	100 U	100 U	0.39 U	0.39 U	0.39 U	39 U	78 U	78 U	250 U	0.0
CIS-1 3-DICHLOROPROPENE	1 U	2,000 U	1,000 U	1 U	1 U	100 U	100 U	0.36 U	0.36 U	0.36 U	36 U	72 U	72 U	250 U	0.0
MIBK	10 U	10,000 U	5,000 U	5 U	4.3	500 U	500 U	0.91 U	2.1 U	2.1 U	210 U	420 U	420 U	1,200 U	0.1
TOLUENE	1 U	2,000 U	1,000 U	1 U	40	100 U	100 U	2.9	2.1	2.2	51 U	100 U	100 U	250 U	1.7
TRANS-1 3-DICHLOROPROPENE	1 U	2,000 U	1,000 U	1 U	1 U	100 U	100 U	0.37 U	0.37 U	0.37 U	37 U	74 U	74 U	250 U	0.0
1 1 2-TRICHLOROETHANE	1 U	2,000 U	1,000 U	1 U	2.6	100 U	100 U	0.23 U	0.23 U	0.23 U	23 U	46 U	46 U	250 U	0.1
TETRACHLOROETHENE	1 U	2,000 U	1,000 U	1 U	40	100 U	100 U	4	2.2	2	36 U	72 U	72 U	250 U	1.6
2-HEXANONE	10 U	10,000 U	5,000 U	5 U	5 U	500 U	500 U	1.2 U	1.2 U	1.2 U	120 U	250 U	250 U	1,200 U	0.0
DIBROMOCHLOROMETHANE	1 U	2,000 U	1,000 U	1 U	1 U	100 U	100 U	0.32 U	0.32 U	0.32 U	32 U	64 U	64 U	250 U	0.0
CHLOROBENZENE	1 U	2,000 U	1,000 U	1 U	1 U	100 U	100 U	0.32 U	0.75 U	0.75 U	75 U	150 U	150 U	250 U	0.0
ETHYLBENZENE	1 U	2,000 U	1,000 U	1 U	5.2	100 U	100 U	0.69	0.74 U	0.74 U	74 U	150 U	150 U	250 U	0.2
P-XYLENE/M-XYLENE	1 U	6,000 U	3,000 U	2 U	15	300 U	300 U	1.1	0.98	0.66	66 U	130 U	130 U	750 U	0.5
O-XYLENE	1 U	2,000 U	1,000 U	1 U	7	100 U	100 U	0.89	0.81	0.76 U	76 U	150 U	150 U	250 U	0.2
STYRENE	1 U	2,000 U	1,000 U	1 U	1 U	100 U	100 U	0.18 U	0.73 U	0.73 U	73 U	150 U	150 U	250 U	0.0
BROMOFORM	1 U	2,000 U	1,000 U	1 U	1 U	100 U	100 U	0.26 U	0.26 U	0.26 U	26 U	52 U	52 U	250 U	0.0
1 1 2 2-TETRACHLOROETHANE	1 U	2,000 U	1,000 U	1 U	1 U	100 U	100 U	0.21 U	0.21 U	0.21 U	21 U	42 U	42 U	250 U	0.0

This well was not sampled on the following dates: April and October 1993; April 1998.

WELL NUMBER 89-16(1)
ANALYTICAL SAMPLING RESULTS
(Concentrations in µg/L)

ANALYTE	Jan-94	Jan-95	Jan-96	Oct-96	Oct-97	Oct-98	Oct-99	Oct-00	Oct-01	Oct-02	Oct-03	Oct-04	Oct-05	Oct-06	Oct-07	Oct-08	Oct-09	Oct-10	AVG
CHLOROMETHANE	0.5 U	0.5 U	5 U	0.5 U	0.5 U	1 U	1 U	1 U	1 U	1 U	1 U	1 U	1 U	1 U	1 U	1 U	0.35 U	0.35 U	0.0
VINYL CHLORIDE	0.5 U	0.5 U	5 U	0.5 U	0.5 U	1 U	1 U	1 U	1 U	1 U	1 U	1 U	1 U	1 U	1 U	1 U	0.24 U	0.90 U	0.0
CHLOROETHANE	0.5 U	0.5 U	5 U	0.5 U	0.5 U	1 U	1 U	1 U	1 U	2 U	1 U	1 U	1 U	1 U	1 U	1 U	0.32 U	0.32 U	0.0
BROMOMETHANE	0.5 U	0.5 U	5 U	0.5 U	0.5 U	1 U	1 U	1 U	1 U	1 U	1 U	1 U	1 U	1 U	1 U	1 U	0.28 U	0.69 U	0.0
1 1-DICHLOROETHENE	0.5 U	0.5 U	5 U	0.5 U	0.5 U	1 U	1 U	1 U	1 U	1 U	1 U	1 U	1 U	1 U	1 U	1 U	0.29 U	0.29 U	0.0
ACETONE	50 U	10 U	25 U	10 U	10 U	10 U	10 U	10 U	10 U	10 U	5 U	5 U	5 U	5 U	5 U	5 U	1.3 U	3.0 U	0.0
CARBON DISULFIDE	0.5 U	0.5 U	5 U	1	0.5 U	1 U	2	1 U	1 U	1 U	0.4	1 U	1 U	1 U	3.6	0.64	1.3	0.86	0.5
METHYLENE CHLORIDE	0.5 U	0.5 U	5 U	0.5 U	0.5 U	1 U	1 U	1 U	1 U	1 U	1 U	1 U	1 U	1 U	1 U	1 U	0.44 U	0.44 U	0.0
TRANS-1 2-DICHLOROETHENE	0.5 U	0.5 U	5 U	0.5 U	0.5 U	1 U	1 U	1 U	1 U	1 U	1 U	1 U	1 U	1 U	1 U	1 U	0.42 U	0.90 U	0.0
1 1-DICHLOROETHANE	0.5 U	0.5 U	5 U	0.5 U	0.5 U	1 U	1 U	1 U	1 U	1 U	1 U	1 U	1 U	1 U	1 U	1 U	0.38 U	0.38 U	0.0
CIS-1 2-DICHLOROETHENE	0.5 U	0.5 U	5 U	0.5 U	0.7	1 U	1 U	1 U	1 U	1 U	0.47	0.4	0.78	1 U	0.63	0.42	0.66	0.81 U	0.2
METHYL ETHYL KETONE	50 U	10 U	25 U	10 U	10 U	10 U	10 U	10 U	10 U	10 U	5 U	5 U	5 U	5 U	5 U	5 U	1.3 U	1.3 U	0.0
CHLOROFORM	0.5 U	0.5 U	5 U	0.5 U	0.5 U	1 U	1 U	1 U	1 U	1 U	1 U	1 U	1 U	1 U	1 U	1 U	0.34 U	0.34 U	0.0
1 1 1-TRICHLOROETHANE	0.5 U	0.5 U	5 U	0.5 U	0.5 U	1 U	1 U	1 U	1 U	1 U	1 U	1 U	1 U	1 U	1 U	1 U	0.26 U	0.82 U	0.0
CARBON TETRACHLORIDE	0.5 U	0.5 U	5 U	0.5 U	0.5 U	1 U	1 U	1 U	1 U	3 U	1 U	1 U	1 U	1 U	1 U	1 U	0.27 U	0.27 U	0.0
BENZENE	0.5 U	0.5 U	5 U	0.5 U	0.5 U	0.7 U	0.7 U	0.7 U	0.7 U	0.7 U	1 U	1 U	1 U	1 U	1 U	1 U	0.41 U	0.41 U	0.0
1 2-DICHLOROETHANE	0.5 U	0.5 U	5 U	0.5 U	0.5 U	1 U	1 U	1 U	1 U	1 U	1 U	1 U	1 U	1 U	1 U	1 U	0.21 U	0.21 U	0.0
TRICHLOROETHENE	0.5 U	0.5 U	5 U	0.5 U	0.5 U	1 U	1 U	1 U	1 U	2 U	1 U	1 U	1 U	1 U	1 U	1 U	0.46 U	0.46 U	0.0
1 2-DICHLOROPROPANE	0.5 U	0.5 U	5 U	0.5 U	0.5 U	1 U	1 U	1 U	1 U	1 U	1 U	1 U	1 U	1 U	1 U	1 U	0.32 U	0.72 U	0.0
BROMODICHLOROMETHANE	0.5 U	0.5 U	5 U	0.5 U	0.5 U	1 U	1 U	1 U	1 U	1 U	1 U	1 U	1 U	1 U	1 U	1 U	0.39 U	0.39 U	0.0
CIS-1 3-DICHLOROPROPENE	0.5 U	0.5 U	5 U	0.5 U	0.5 U	1 U	1 U	1 U	1 U	1 U	1 U	1 U	1 U	1 U	1 U	1 U	0.36 U	0.36 U	0.0
MIBK	50 U	10 U	25 U	10 U	10 U	10 U	10 U	10 U	10 U	10 U	5 U	5 U	5 U	5 U	5 U	5 U	0.91 U	2.1 U	0.0
TOLUENE	0.5 U	0.5 U	5 U	0.5 U	0.5 U	1 U	1 U	1 U	1 U	1 U	1 U	1 U	1 U	1 U	1 U	1 U	0.51 U	0.51 U	0.0
TRANS-1 3-DICHLOROPROPENE	0.5 U	0.5 U	5 U	0.5 U	0.5 U	1 U	1 U	1 U	1 U	1 U	1 U	1 U	1 U	1 U	1 U	1 U	0.37 U	0.37 U	0.0
1 1 2-TRICHLOROETHANE	0.5 U	0.5 U	5 U	0.5 U	0.5 U	1 U	1 U	1 U	1 U	1 U	1 U	1 U	1 U	1 U	1 U	1 U	0.23 U	0.23 U	0.0
TETRACHLOROETHENE	0.5 U	0.5 U	5 U	0.5 U	0.5 U	1 U	1 U	1 U	1 U	1 U	1 U	1 U	1 U	1 U	1 U	1 U	0.36 U	0.36 U	0.0
2-HEXANONE	50 U	10 U	25 U	10 U	10 U	10 U	10 U	10 U	10 U	10 U	5 U	5 U	5 U	5 U	5 U	5 U	1.2 U	1.2 U	0.0
DIBROMOCHLOROMETHANE	0.5 U	0.5 U	5 U	0.5 U	0.5 U	1 U	1 U	1 U	1 U	1 U	1 U	1 U	1 U	1 U	1 U	1 U	0.32 U	0.32 U	0.0
CHLOROBENZENE	0.5 U	0.5 U	5 U	0.5 U	0.5 U	1 U	1 U	1 U	1 U	1 U	1 U	1 U	1 U	1 U	1 U	1 U	0.32 U	0.75 U	0.0
ETHYLBENZENE	0.5 U	0.5 U	5 U	0.5 U	0.5 U	1 U	1 U	1 U	1 U	1 U	1 U	1 U	1 U	1 U	1 U	1 U	0.18 U	0.74 U	0.0
P-XYLENE/M-XYLENE	0.5 U	0.5 U	5 U	0.5 U	0.5 U	1 U	1 U	1 U	1 U	1 U	3 U	3 U	2 U	2 U	2 U	2 U	0.66 U	0.66 U	0.0
O-XYLENE	0.5 U	0.5 U	5 U	0.5 U	0.5 U	1 U	1 U	1 U	1 U	1 U	1 U	1 U	1 U	1 U	1 U	1 U	0.36 U	0.76 U	0.0
STYRENE	0.5 U	0.5 U	5 U	0.5 U	0.5 U	1 U	1 U	1 U	1 U	1 U	1 U	1 U	1 U	1 U	1 U	1 U	0.18 U	0.73 U	0.0
BROMOFORM	0.5 U	0.5 U	5 U	0.5 U	0.5 U	1 U	1 U	1 U	1 U	1 U	1 U	1 U	1 U	1 U	1 U	1 U	0.26 U	0.26 U	0.0
1 1 2 2-TETRACHLOROETHANE	0.5 U	0.5 U	5 U	0.5 U	0.5 U	1 U	1 U	1 U	1 U	1 U	1 U	1 U	1 U	1 U	1 U	1 U	0.21 U	0.21 U	0.0

This well was not sampled on the following dates: April, July and October 1993; April, July and October 1994; April, July and October 1995; April and July 1996; January, April and July 1997; April 1998.
This location is no longer part of the current sampling program.

WELL NUMBER 89-17(1)
ANALYTICAL SAMPLING RESULTS
(Concentrations in µg/L)

ANALYTE	Jan-94	Jan-95	Jan-96	Oct-96	Oct-97	Oct-98	Oct-99	Oct-00	Jan-02	Oct-02	Oct-03	Oct-04	Oct-05	Oct-06	Oct-07	Oct-08	Oct-09	Oct-10	Nov-12	AVG
CHLOROMETHANE	0.5 U	0.5 U	0.5 U	0.5 U	0.5 U	1 U	1 U	1 U	1 U	1 U	1 U	1 U	1 U	1 U	1 U	1 U	0.35 U	0.35 U	0.35 U	0.0
VINYL CHLORIDE	0.5 U	0.5 U	0.5 U	0.5 U	0.5 U	1 U	1 U	1 U	1 U	1 U	1 U	1 U	1 U	1 U	1 U	1 U	0.24 U	0.90 U	0.90 U	0.0
CHLOROETHANE	0.5 U	0.5 U	0.5 U	0.5 U	0.5 U	1 U	1 U	1 U	1 U	2 U	1 U	1 U	1 U	1 U	1 U	1 U	0.32 U	0.32 U	0.32 U	0.0
BROMOMETHANE	0.5 U	0.5 U	0.5 U	0.5 U	0.5 U	1 U	1 U	1 U	5 U	1 U	1 U	1 U	1 U	1 U	1 U	1 U	0.28 U	0.69 U	0.69 U	0.0
1 1-DICHLOROETHENE	0.5 U	0.5 U	0.5 U	0.5 U	0.5 U	1 U	1 U	1 U	1 U	1 U	1 U	1 U	1 U	1 U	1 U	1 U	0.29 U	0.29 U	0.29 U	0.0
ACETONE	50 U	10 U	10 U	10 U	10 U	10 U	10 U	10 U	10 U	10 U	4.2	5 U	5 U	5 U	5 U	5 U	1.3 U	3.0 U	3.0 U	0.2
CARBON DISULFIDE	0.5 U	0.5 U	0.5 U	0.6	0.5 U	1 U	4	1 U	34	1 U	0.6	0.64	0.66	1 U	1.3	1.6	0.19 U	1.6	3.0	2.5
METHYLENE CHLORIDE	0.5 U	0.5 U	0.5 U	0.5 U	0.5 U	1 U	1 U	1 U	1 U	1 U	1 U	1 U	1 U	1 U	1 U	1 U	0.44 U	0.44 U	0.44 U	0.0
TRANS-1 2-DICHLOROETHENE	0.5 U	0.5 U	0.5 U	0.5 U	0.5 U	1 U	1 U	1 U	1 U	1 U	1 U	1 U	1 U	1 U	1 U	1 U	0.42 U	0.90 U	0.90 U	0.0
1 1-DICHLOROETHANE	0.5 U	0.5 U	0.5 U	0.5 U	0.5 U	1 U	1 U	1 U	1 U	1 U	1 U	1 U	1 U	1 U	1 U	1 U	0.38 U	0.38 U	0.38 U	0.0
CIS-1 2-DICHLOROETHENE	0.5 U	0.5 U	0.5 U	0.5 U	0.5 U	1 U	1 U	1 U	1 U	1 U	1 U	0.47	1 U	1 U	1 U	1 U	0.38 U	0.81 U	0.81 U	0.0
METHYL ETHYL KETONE	50 U	10 U	10 U	10 U	10 U	10 U	10 U	10 U	10 U	10 U	5 U	5 U	5 U	5 U	5 U	5 U	1.3 U	1.3 U	1.3 U	0.0
CHLOROFORM	0.5 U	0.5 U	0.5 U	0.5 U	0.5 U	1 U	1 U	1 U	1 U	1 U	1 U	1 U	1 U	1 U	1 U	1 U	0.34 U	0.34 U	0.34 U	0.0
1 1 1-TRICHLOROETHANE	0.5 U	0.5 U	0.5 U	0.5 U	0.5 U	1 U	1 U	1 U	1 U	1 U	1 U	1 U	1 U	1 U	1 U	1 U	0.26 U	0.82 U	0.82 U	0.0
CARBON TETRACHLORIDE	0.5 U	0.5 U	0.5 U	0.5 U	0.5 U	1 U	1 U	1 U	1 U	3 U	1 U	1 U	1 U	1 U	1 U	1 U	0.27 U	0.27 U	0.27 U	0.0
BENZENE	0.5 U	0.5 U	0.5 U	0.5 U	0.5 U	0.7 U	0.7 U	0.7 U	0.7 U	0.7 U	0.56	1 U	1 U	1 U	1 U	1 U	0.41 U	0.41 U	0.41 U	0.0
1 2-DICHLOROETHANE	0.5 U	0.5 U	0.5 U	0.5 U	0.5 U	1 U	1 U	1 U	1 U	1 U	1 U	1 U	1 U	1 U	1 U	1 U	0.21 U	0.21 U	0.21 U	0.0
TRICHLOROETHENE	0.5 U	0.5 U	0.5 U	0.5 U	0.5 U	1 U	1 U	1 U	1 U	2 U	1 U	1 U	1 U	1 U	1 U	1 U	0.46 U	0.46 U	0.46 U	0.0
1 2-DICHLOROPROPANE	0.5 U	0.5 U	0.5 U	0.5 U	0.5 U	1 U	1 U	1 U	1 U	1 U	1 U	1 U	1 U	1 U	1 U	1 U	0.32 U	0.72 U	0.72 U	0.0
BROMODICHLOROMETHANE	0.5 U	0.5 U	0.5 U	0.5 U	0.5 U	1 U	1 U	1 U	1 U	1 U	1 U	1 U	1 U	1 U	1 U	1 U	0.39 U	0.39 U	0.39 U	0.0
CIS-1 3-DICHLOROPROPENE	0.5 U	0.5 U	0.5 U	0.5 U	0.5 U	1 U	1 U	1 U	1 U	1 U	1 U	1 U	1 U	1 U	1 U	1 U	0.36 U	0.36 U	0.36 U	0.0
MIBK	50 U	10 U	10 U	10 U	10 U	10 U	10 U	10 U	10 U	10 U	5 U	5 U	5 U	5 U	5 U	5 U	0.91 U	2.1 U	2.1 U	0.0
TOLUENE	0.5 U	0.5 U	0.5 U	0.5 U	0.5 U	1 U	1 U	1 U	1 U	1 U	1 U	1 U	1 U	1 U	1 U	1 U	0.51 U	0.51 U	0.51 U	0.0
TRANS-1 3-DICHLOROPROPENE	0.5 U	0.5 U	0.5 U	0.5 U	0.5 U	1 U	1 U	1 U	1 U	1 U	1 U	1 U	1 U	1 U	1 U	1 U	0.37 U	0.37 U	0.37 U	0.0
1 1 2-TRICHLOROETHANE	0.5 U	0.5 U	0.5 U	0.5 U	0.5 U	1 U	1 U	1 U	1 U	1 U	1 U	1 U	1 U	1 U	1 U	1 U	0.23 U	0.23 U	0.23 U	0.0
TETRACHLOROETHENE	0.5 U	0.5 U	0.5 U	0.5 U	0.5 U	1 U	1 U	1 U	1 U	1 U	1 U	1 U	1 U	1 U	1 U	1 U	0.36 U	0.36 U	0.36 U	0.0
2-HEXANONE	50 U	10 U	10 U	10 U	10 U	10 U	10 U	10 U	10 U	10 U	5 U	5 U	5 U	5 U	5 U	5 U	1.2 U	1.2 U	1.2 U	0.0
DIBROMOCHLOROMETHANE	0.5 U	0.5 U	0.5 U	0.5 U	0.5 U	1 U	1 U	1 U	1 U	1 U	1 U	1 U	1 U	1 U	1 U	1 U	0.32 U	0.32 U	0.32 U	0.0
CHLOROBENZENE	0.5 U	0.5 U	0.5 U	0.5 U	0.5 U	1 U	1 U	1 U	1 U	1 U	1 U	1 U	1 U	1 U	1 U	1 U	0.32 U	0.75 U	0.75 U	0.0
ETHYLBENZENE	0.5 U	0.5 U	0.5 U	0.5 U	0.5 U	1 U	1 U	1 U	1 U	1 U	1 U	1 U	1 U	1 U	1 U	1 U	0.18 U	0.74 U	0.74 U	0.0
P-XYLENE/M-XYLENE	0.5 U	0.5 U	0.5 U	0.5 U	0.5 U	1 U	1 U	1 U	5 U	1 U	3 U	3 U	2 U	2 U	2 U	2 U	0.66 U	0.66 U	0.66 U	0.0
O-XYLENE	0.5 U	0.5 U	0.5 U	0.5 U	0.5 U	1 U	1 U	1 U	1 U	1 U	1 U	1 U	1 U	1 U	1 U	1 U	0.36 U	0.76 U	0.76 U	0.0
STYRENE	0.5 U	0.5 U	0.5 U	0.5 U	0.5 U	1 U	1 U	1 U	1 U	1 U	1 U	1 U	1 U	1 U	1 U	1 U	0.18 U	0.73 U	0.73 U	0.0
BROMOFORM	0.5 U	0.5 U	0.5 U	0.5 U	0.5 U	1 U	1 U	1 U	1 U	1 U	1 U	1 U	1 U	1 U	1 U	1 U	0.26 U	0.26 U	0.26 U	0.0
1 1 2 2-TETRACHLOROETHANE	0.5 U	0.5 U	1 U	0.5 U	0.5 U	1 U	1 U	1 U	1 U	1 U	1 U	1 U	1 U	1 U	1 U	1 U	0.21 U	0.21 U	0.21 U	0.0

This well was not sampled on the following dates: April, July and October 1993; April, July and October 1994; April, July and October 1995; April and July 1996; January, April and July 1997; April 1998.
This location is no longer part of the current sampling program.

WELL NUMBER 93-03(1)
ANALYTICAL SAMPLING RESULTS
(Concentrations in µg/L)

ANALYTE	Apr-93	Jul-93	Oct-93	Jan-94	Jul-94	Jan-95	Jan-96	Apr-96	Jul-96	Oct-96	Jan-97	Apr-97	Jul-97	Oct-97	Apr-98	Oct-98	Oct-99	Oct-00	Oct-01
CHLOROMETHANE	5 U	5 U	5 U	5 U	5 U	5 U	5 U	5 U	5 U	5 U	5 U	0.5 U	0.5 U	0.5 U	1 U	5 U	1 U	1 U	1 U
VINYL CHLORIDE	5 U	5 U	5 U	5 U	5 U	5 U	5 U	5 U	5 U	5 U	5 U	0.5 U	0.5 U	0.5 U	1 U	5 U	1 U	1 U	1 U
CHLOROETHANE	5 U	5 U	5 U	5 U	5 U	5 U	5 U	5 U	5 U	5 U	5 U	0.5 U	0.5 U	0.5 U	1 U	5 U	1 U	1 U	1 U
BROMOMETHANE	5 U	5 U	5 U	5 U	5 U	5 U	5 U	5 U	5 U	5 U	5 U	0.5 U	0.5 U	0.5 U	1 U	5 U	1 U	1 U	1 U
1 1-DICHLOROETHENE	5 U	5 U	5 U	5 U	5 U	5 U	5 U	5 U	5 U	5 U	5 U	0.5 U	0.5 U	0.5 U	1 U	5 U	1 U	1 U	1 U
ACETONE	63	108	50 U	50 U	50 U	50 U	25 U	25 U	25 U	25 U	25 U	10 U	10 U	10 U	10 U	25 U	10 U	10 U	10 U
CARBON DISULFIDE	5 U	5 U	5 U	5 U	5 U	5 U	5 U	5 U	5 U	5 U	5 U	1	0.7	0.5 U	2	5 U	1	1 U	1 U
METHYLENE CHLORIDE	5 U	5 U	5 U	5 U	5 U	5 U	5 U	5 U	5 U	5 U	5 U	0.5 U	0.5 U	0.5 U	2 U	5 U	1 U	1 U	1 U
TRANS-1 2-DICHLOROETHENE	5 U	5 U	5 U	5 U	5 U	5 U	5 U	5 U	5 U	5 U	5 U	0.5 U	0.5 U	0.5 U	1 U	5 U	1 U	1 U	1 U
1 1-DICHLOROETHANE	5 U	5 U	5 U	5 U	5 U	5 U	5 U	5 U	5 U	5 U	5 U	0.5 U	0.5 U	0.5 U	1 U	5 U	1 U	1 U	1 U
CIS-1 2-DICHLOROETHENE	11	5	5 U	5 U	5 U	5 U	5 U	5 U	5 U	5 U	5 U	0.5 U	1	0.6	1 U	3	1	1 U	1 U
METHYL ETHYL KETONE	50 U	50 U	50 U	50 U	50 U	50 U	25 U	25 U	25 U	25 U	25 U	10 U	10 U	10 U	10 U	25 U	10 U	10 U	10 U
CHLOROFORM	5 U	5 U	5 U	5 U	5 U	5 U	5 U	5 U	5 U	5 U	5 U	0.5 U	0.5 U	0.5 U	1 U	5 U	1 U	1 U	1 U
1 1 1-TRICHLOROETHANE	5 U	5 U	5 U	5 U	5 U	5 U	5 U	5 U	5 U	5 U	5 U	0.5 U	0.5 U	0.5 U	1 U	5 U	1 U	1 U	1 U
CARBON TETRACHLORIDE	5 U	5 U	5 U	5 U	5 U	5 U	5 U	5 U	5 U	5 U	5 U	0.5 U	0.5 U	0.5 U	1 U	5 U	1 U	1 U	1 U
BENZENE	5 U	5 U	5 U	5 U	5 U	5 U	5 U	5 U	5 U	5 U	5 U	0.5 U	0.5 U	0.5 U	0.7 U	5 U	0.7 U	0.7 U	0.7 U
1 2-DICHLOROETHANE	5 U	5 U	5 U	5 U	5 U	5 U	5 U	5 U	5 U	5 U	5 U	0.5 U	0.5 U	0.5 U	1 U	5 U	1 U	1 U	1 U
TRICHLOROETHENE	5 U	5 U	5 U	5 U	5 U	5 U	5 U	5 U	5 U	5 U	5 U	0.5 U	0.5 U	0.5 U	1 U	5 U	1 U	1 U	1 U
1 2-DICHLOROPROPANE	5 U	5 U	5 U	5 U	5 U	5 U	5 U	5 U	5 U	5 U	5 U	0.5 U	0.5 U	0.5 U	1 U	5 U	1 U	1 U	1 U
BROMODICHLOROMETHANE	5 U	5 U	5 U	5 U	5 U	5 U	5 U	5 U	5 U	5 U	5 U	0.5 U	0.5 U	0.5 U	1 U	5 U	1 U	1 U	1 U
CIS-1 3-DICHLOROPROPENE	5 U	5 U	5 U	5 U	5 U	5 U	5 U	5 U	5 U	5 U	5 U	0.5 U	0.5 U	0.5 U	1 U	5 U	1 U	1 U	1 U
MIBK	50 U	50 U	50 U	50 U	50 U	50 U	25 U	10 U	10 U	10 U	10 U	10 U	10 U	10 U	10 U	10 U	10 U	10 U	10 U
TOLUENE	5 U	5 U	5 U	5 U	5 U	5 U	5 U	5 U	5 U	5 U	5 U	0.5 U	0.5 U	0.5 U	1 U	5 U	1 U	1 U	1 U
TRANS-1 3-DICHLOROPROPENE	5 U	5 U	5 U	5 U	5 U	5 U	5 U	5 U	5 U	5 U	5 U	0.5 U	0.5 U	0.5 U	1 U	5 U	1 U	1 U	1 U
1 1 2-TRICHLOROETHANE	5 U	5 U	5 U	5 U	5 U	5 U	5 U	5 U	5 U	5 U	5 U	0.5 U	0.5 U	0.5 U	1 U	5 U	1 U	1 U	1 U
TETRACHLOROETHENE	5 U	5 U	5 U	5 U	5 U	5 U	5 U	5 U	5 U	5 U	5 U	0.5 U	0.5 U	0.5 U	1 U	5 U	1 U	1 U	1 U
2-HEXANONE	50 U	5 U	50 U	50 U	50 U	50 U	25 U	10 U	10 U	10 U	10 U	10 U	10 U	10 U	10 U	10 U	10 U	10 U	10 U
DIBROMOCHLOROMETHANE	5 U	5 U	5 U	5 U	5 U	5 U	5 U	5 U	5 U	5 U	5 U	0.5 U	0.5 U	0.5 U	1 U	5 U	1 U	1 U	1 U
CHLOROBENZENE	5 U	5 U	5 U	5 U	5 U	5 U	5 U	5 U	5 U	5 U	5 U	0.5 U	0.5 U	0.5 U	1 U	5 U	1 U	1 U	1 U
ETHYLBENZENE	5 U	5 U	5 U	5 U	5 U	5 U	5 U	5 U	5 U	5 U	5 U	0.5 U	0.5 U	0.5 U	1 U	5 U	1 U	1 U	1 U
P-XYLENE/M-XYLENE	5 U	5 U	5 U	5 U	5 U	5 U	5 U	5 U	5 U	5 U	5 U	0.5 U	0.5 U	0.5 U	1 U	5 U	1 U	1 U	1 U
O-XYLENE	5 U	5 U	5 U	5 U	5 U	5 U	5 U	5 U	5 U	5 U	5 U	0.5 U	0.5 U	0.5 U	1 U	5 U	1 U	1 U	1 U
STYRENE	5 U	5 U	5 U	5 U	5 U	5 U	5 U	5 U	5 U	5 U	5 U	0.5 U	0.5 U	0.5 U	1 U	5 U	1 U	1 U	1 U
BROMOFORM	5 U	5 U	5 U	5 U	5 U	5 U	5 U	5 U	5 U	5 U	5 U	0.5 U	0.5 U	0.5 U	1 U	5 U	1 U	1 U	1 U
1 1 2 2-TETRACHLOROETHANE	5 U	5 U	5 U	5 U	5 U	5 U	5 U	5 U	5 U	5 U	5 U	0.5 U	0.5 U	0.5 U	1 U	5 U	1 U	1 U	1 U

This well was not sampled on the following dates: April and October 1994; April, July and October 1995.

WELL NUMBER 93-03(1)
ANALYTICAL SAMPLING RESULTS
(Concentrations in µg/L)

ANALYTE	Oct-02	Oct-03	Oct-04	Oct-05	Oct-06	Oct-07	Oct-08	Oct-09	Oct-10	Oct-11	Nov-12	Oct-13	Apr-14	Oct-14	Jun-15	Oct-15	AVG
CHLOROMETHANE	1 U	1 U	1 U	5 U	1 U	1 U	1 U	0.35 U	0.35 U	0.35 U	0.35 U	0.35 U	1 U	0.35 U	1 U	1 U	0.0
VINYL CHLORIDE	1 U	1 U	1 U	5 U	1 U	1 U	1 U	0.24 U	0.90 U	0.9 U	0.90 U	0.90 U	1 U	0.90 U	1 U	1 U	0.0
CHLOROETHANE	2 U	1 U	1 U	5 U	1 U	1 U	1 U	0.32 U	0.32 U	0.32 U	0.32 U	0.32 U	1 U	0.32 U	1 U	1 U	0.0
BROMOMETHANE	1 U	1 U	1 U	5 U	1 U	1 U	1 U	0.28 U	0.69 U	0.69 U	0.69 U	0.69 U	1 U	0.69 U	1 U	1 U	0.0
1 1-DICHLOROETHENE	1 U	1 U	1 U	5 U	1 U	1 U	1 U	0.29 U	0.29 U	0.29 U	0.29 U	0.29 U	1 U	0.29 U	1 U	1 U	0.0
ACETONE	10 U	5 U	5 U	28	16	5 U	5 U	1.3 U	3.0 U	3 U	3.0 U	3.0 U	5 U	3.0 U	5 U	5 U	6.0
CARBON DISULFIDE	1 U	1 U	1 U	5 U	1 U	2.6	1 U	0.19 U	0.98	0.7	1.4	1.2	1 U	1.2	1 U	4.5	0.5
METHYLENE CHLORIDE	1 U	1 U	1 U	5 U	1 U	1 U	1 U	0.44 U	0.44 U	0.44 U	0.44 U	0.44 U	1 U	0.44 U	1 U	1 U	0.0
TRANS-1 2-DICHLOROETHENE	1 U	1 U	1 U	5 U	1 U	1 U	1 U	0.42 U	0.90 U	0.9 U	0.90 U	0.90 U	1 U	0.90 U	1 U	1 U	0.0
1 1-DICHLOROETHANE	1 U	1 U	1 U	5 U	1 U	1 U	1 U	0.38 U	0.38 U	0.38 U	0.38 U	0.38 U	1 U	0.38 U	1 U	1 U	0.0
CIS-1 2-DICHLOROETHENE	1 U	1 U	1 U	5 U	1 U	2.6	0.48	1.6	0.91	1.2	1.3	0.81 U	1 U	0.81 U	1 U	0.37	0.8
METHYL ETHYL KETONE	10 U	5 U	5 U	25 U	2.6	5 U	5 U	1.3 U	1.3 U	1.3 U	1.3 U	1.3 U	5 U	1.3 U	5 U	5 U	0.1
CHLOROFORM	1 U	1 U	1 U	5 U	1 U	1 U	1 U	0.34 U	0.34 U	0.34 U	0.34 U	0.34 U	1 U	0.34 U	1 U	1 U	0.0
1 1 1-TRICHLOROETHANE	1 U	1 U	1 U	5 U	1 U	1 U	1 U	0.26 U	0.82 U	0.82 U	0.82 U	0.82 U	1 U	0.82 U	1 U	1 U	0.0
CARBON TETRACHLORIDE	3 U	1 U	1 U	5 U	1 U	1 U	1 U	0.27 U	0.27 U	0.27 U	0.27 U	0.27 U	1 U	0.27 U	1 U	1 U	0.0
BENZENE	0.7 U	1 U	1 U	5 U	1 U	1 U	1 U	0.41 U	0.41 U	0.41 U	0.41 U	0.41 U	1 U	0.41 U	1 U	1 U	0.0
1 2-DICHLOROETHANE	1 U	1 U	1 U	5 U	1 U	1 U	1 U	0.21 U	0.21 U	0.21 U	0.21 U	0.21 U	1 U	0.21 U	1 U	1 U	0.0
TRICHLOROETHENE	2 U	1 U	1 U	5 U	1.6 U	1 U	1 U	0.46 U	0.46 U	0.46 U	0.46 U	0.46 U	1 U	0.46 U	1 U	1 U	0.0
1 2-DICHLOROPROPANE	1 U	1 U	1 U	5 U	1 U	1 U	1 U	0.32 U	0.72 U	0.72 U	0.72 U	0.72 U	1 U	0.72 U	1 U	1 U	0.0
BROMODICHLOROMETHANE	1 U	1 U	1 U	5 U	1 U	1 U	1 U	0.39 U	0.39 U	0.39 U	0.39 U	0.39 U	1 U	0.39 U	1 U	1 U	0.0
CIS-1 3-DICHLOROPROPENE	1 U	1 U	1 U	5 U	1 U	1 U	1 U	0.36 U	0.36 U	0.36 U	0.36 U	0.36 U	1 U	0.36 U	1 U	1 U	0.0
MIBK	10 U	5 U	5 U	25 U	5 U	5 U	5 U	0.91U	2.1 U	2.1 U	2.1 U	2.1 U	5 U	2.1 U	5 U	5 U	0.0
TOLUENE	1 U	1 U	1 U	5 U	1 U	1 U	1 U	0.51 U	0.51 U	0.51 U	0.51 U	0.51 U	1 U	0.51 U	1 U	1 U	0.0
TRANS-1 3-DICHLOROPROPENE	1 U	1 U	1 U	5 U	1 U	1 U	1 U	0.37 U	0.37 U	0.37 U	0.37 U	0.37 U	1 U	0.37 U	1 U	1 U	0.0
1 1 2-TRICHLOROETHANE	1 U	1 U	1 U	5 U	1 U	1 U	1 U	0.23 U	0.23 U	0.23 U	0.23 U	0.23 U	1 U	0.23 U	1 U	1 U	0.0
TETRACHLOROETHENE	1 U	1 U	1 U	5 U	1 U	1 U	1 U	0.36 U	0.36 U	0.36 U	0.36 U	0.36 U	1 U	0.36 U	1 U	1 U	0.0
2-HEXANONE	10 U	5 U	5 U	25 U	5 U	5 U	5 U	1.2 U	1.2 U	1.2 U	1.2 U	1.2 U	5 U	1.2 U	5 U	5 U	0.0
DIBROMOCHLOROMETHANE	1 U	1 U	1 U	5 U	1 U	1 U	1 U	0.32 U	0.32 U	0.32 U	0.32 U	0.32 U	1 U	0.32 U	1 U	1 U	0.0
CHLOROBENZENE	1 U	1 U	1 U	5 U	1 U	1 U	1 U	0.32 U	0.75 U	0.75 U	0.75 U	0.75 U	1 U	0.75 U	1 U	1 U	0.0
ETHYLBENZENE	1 U	1 U	1 U	5 U	1 U	1 U	1 U	0.18 U	0.74 U	0.74 U	0.74 U	0.74 U	1 U	0.74 U	1 U	1 U	0.0
P-XYLENE/M-XYLENE	1 U	3 U	3 U	10 U	2 U	2 U	2 U	0.66 U	0.66 U	0.66 U	0.66 U	0.66 U	2 U	0.66 U	2 U	2 U	0.0
O-XYLENE	1 U	1 U	1 U	5 U	1 U	1 U	1 U	0.36 U	0.76 U	0.76 U	0.76 U	0.76 U	1 U	0.76 U	1 U	1 U	0.0
STYRENE	1 U	1 U	1 U	5 U	1 U	1 U	1 U	0.18 U	0.73 U	0.73 U	0.73 U	0.73 U	1 U	0.73 U	1 U	1 U	0.0
BROMOFORM	1 U	1 U	1 U	5 U	1 U	1 U	1 U	0.26 U	0.26 U	0.26 U	0.26 U	0.26 U	1 U	0.26 U	1 U	1 U	0.0
1 1 2 2-TETRACHLOROETHANE	1 U	1 U	1 U	5 U	1 U	1 U	1 U	0.21 U	0.21 U	0.21 U	0.21 U	0.21 U	1 U	0.21 U	1 U	1 U	0.0

This well was not sampled on the following dates: April and October 1994; April, July and October 1995.

WELL NUMBER 94-02(1)
ANALYTICAL SAMPLING RESULTS
(Concentrations in µg/L)

ANALYTE	Jan-95	Jan-96	Oct-96	Oct-97	Oct-98	Oct-99	Oct-00	Jan-02	Oct-02	Oct-03	Oct-04	Oct-05	Oct-06	Oct-07	Oct-08	Oct-09	Oct-10	Nov-12	AVG
CHLOROMETHANE	5 U	5 U	5 U	0.5 U	1 U	1 U	1 U	1 U	1 U	1 U	1 U	1 U	1 U	1 U	1 U	0.35 U	0.35 U	0.35 U	0.0
VINYL CHLORIDE	5 U	5 U	5 U	0.5 U	1 U	1 U	1 U	1 U	1 U	1 U	1 U	1 U	1 U	1 U	1 U	0.24 U	0.90 U	0.90 U	0.0
CHLOROETHANE	5 U	5 U	5 U	0.5 U	1 U	1 U	1 U	1 U	2	1 U	1 U	1 U	1 U	1 U	1 U	0.32 U	0.32 U	0.32 U	0.1
BROMOMETHANE	5 U	5 U	5 U	0.5 U	1 U	1 U	1 U	5 U	1 U	1 U	1 U	1 U	1 U	1 U	1 U	0.28 U	0.69 U	0.69 U	0.0
1 1-DICHLOROETHENE	5 U	5 U	5 U	0.5 U	1 U	1 U	1 U	1 U	1 U	1 U	1 U	1 U	1 U	1 U	1 U	0.29 U	0.29 U	0.29 U	0.0
ACETONE	50 U	25 U	25 U	10 U	10 U	10 U	10 U	10 U	10 U	5 U	5 U	5 U	5 U	5 U	5 U	1.3 U	3.0 U	3.0 U	0.0
CARBON DISULFIDE	5 U	5 U	5 U	0.5 U	1 U	3	1 U	1 U	1 U	1 U	0.43	1 U	1 U	3.8	1.7	1.0	8.5	1.4	1.1
METHYLENE CHLORIDE	5 U	5 U	5 U	0.5 U	1 U	1 U	1 U	1 U	1 U	1 U	1 U	1 U	1 U	1 U	1 U	0.44 U	0.44 U	0.44 U	0.0
TRANS-1 2-DICHLOROETHENE	5 U	5 U	5 U	0.5 U	1 U	1 U	1 U	1 U	1 U	1 U	1 U	1 U	1 U	1 U	1 U	0.42 U	0.90 U	0.90 U	0.0
1 1-DICHLOROETHANE	5 U	5 U	5 U	0.5 U	1 U	1 U	1 U	1 U	1 U	1 U	1 U	1 U	1 U	1 U	1 U	0.38 U	0.38 U	0.38 U	0.0
CIS-1 2-DICHLOROETHENE	5 U	5 U	5 U	0.5 U	1 U	1 U	1 U	1 U	1 U	1 U	1 U	1 U	1 U	1 U	1 U	0.67	0.81 U	0.81 U	0.0
METHYL ETHYL KETONE	50 U	25 U	25 U	10 U	10 U	10 U	10 U	10 U	10 U	5 U	5 U	5 U	5 U	5 U	5 U	1.3 U	1.3 U	1.3 U	0.0
CHLOROFORM	5 U	5 U	5 U	0.5 U	1 U	1 U	1 U	1 U	1 U	1 U	1 U	1 U	1 U	1 U	1 U	0.34 U	0.34 U	0.34 U	0.0
1 1 1-TRICHLOROETHANE	5 U	5 U	5 U	0.5 U	1 U	1 U	1 U	1 U	1 U	1 U	1 U	1 U	1 U	1 U	1 U	0.26 U	0.82 U	0.92 U	0.0
CARBON TETRACHLORIDE	5 U	5 U	5 U	0.5 U	1 U	1 U	1 U	1 U	3 U	1 U	1 U	1 U	1 U	1 U	1 U	0.27 U	0.27 U	0.27 U	0.0
BENZENE	5 U	5 U	5 U	0.5 U	0.7 U	0.7 U	0.7 U	0.7 U	0.7 U	1 U	1 U	1 U	1 U	1 U	1 U	0.41 U	0.41 U	0.41 U	0.0
1 2-DICHLOROETHANE	5 U	5 U	5 U	0.5 U	1 U	1 U	1 U	1 U	1 U	1 U	1 U	1 U	1 U	1 U	1 U	0.21 U	0.21 U	0.21 U	0.0
TRICHLOROETHENE	5 U	5 U	5 U	0.5 U	1 U	1 U	1 U	1 U	2 U	1 U	1 U	1 U	1 U	1 U	1 U	0.46 U	0.46 U	0.46 U	0.0
1 2-DICHLOROPROPANE	5 U	5 U	5 U	0.5 U	1 U	1 U	1 U	1 U	1 U	1 U	1 U	1 U	1 U	1 U	1 U	0.32 U	0.72 U	0.72 U	0.0
BROMODICHLOROMETHANE	5 U	5 U	5 U	0.5 U	1 U	1 U	1 U	1 U	1 U	1 U	1 U	1 U	1 U	1 U	1 U	0.39 U	0.39 U	0.39 U	0.0
CIS-1 3-DICHLOROPROPENE	5 U	5 U	5 U	0.5 U	1 U	1 U	1 U	1 U	1 U	1 U	1 U	1 U	1 U	1 U	1 U	0.36 U	0.36 U	0.36 U	0.0
MIBK	50 U	25 U	10 U	10 U	10 U	10 U	10 U	10 U	10 U	5 U	5 U	5 U	5 U	5 U	5 U	0.91 U	2.1 U	2.1 U	0.0
TOLUENE	5 U	5 U	5 U	0.5 U	1 U	1 U	1 U	1 U	1 U	1 U	1 U	1 U	1 U	1 U	1 U	0.51 U	0.51 U	0.51 U	0.0
TRANS-1 3-DICHLOROPROPENE	5 U	5 U	5 U	0.5 U	1 U	1 U	1 U	1 U	1 U	1 U	1 U	1 U	1 U	1 U	1 U	0.37 U	0.37 U	0.37 U	0.0
1 1 2-TRICHLOROETHANE	5 U	5 U	5 U	0.5 U	1 U	1 U	1 U	1 U	1 U	1 U	1 U	1 U	1 U	1 U	1 U	0.23 U	0.23 U	0.23 U	0.0
TETRACHLOROETHENE	5 U	5 U	5 U	0.5 U	1 U	1 U	1 U	1 U	1 U	1 U	1 U	1 U	1 U	1 U	1 U	0.36 U	0.36 U	0.36 U	0.0
2-HEXANONE	50 U	25 U	10 U	10 U	10 U	10 U	10 U	10 U	10 U	5 U	5 U	5 U	5 U	5 U	5 U	1.2 U	1.2 U	1.2 U	0.0
DIBROMOCHLOROMETHANE	5 U	5 U	5 U	0.5 U	1 U	1 U	1 U	1 U	1 U	1 U	1 U	1 U	1 U	1 U	1 U	0.32 U	0.32 U	0.32 U	0.0
CHLOROBENZENE	5 U	5 U	5 U	0.5 U	1 U	1 U	1 U	1 U	1 U	1 U	1 U	1 U	1 U	1 U	1 U	0.32 U	0.75 U	0.75 U	0.0
ETHYLBENZENE	5 U	5 U	5 U	0.5 U	1 U	1 U	1 U	1 U	1 U	1 U	1 U	1 U	1 U	1 U	1 U	0.18 U	0.74 U	0.74 U	0.0
P-XYLENE/M-XYLENE	5 U	5 U	5 U	0.5 U	1 U	1 U	1 U	5 U	1 U	3 U	3 U	2 U	2 U	2 U	2 U	0.66 U	0.66 U	0.66 U	0.0
O-XYLENE	5 U	5 U	5 U	0.5 U	1 U	1 U	1 U	1 U	1 U	1 U	1 U	1 U	1 U	1 U	1 U	0.36 U	0.76 U	0.76 U	0.0
STYRENE	5 U	5 U	5 U	0.5 U	1 U	1 U	1 U	1 U	1 U	1 U	1 U	1 U	1 U	1 U	1 U	0.18 U	0.73 U	0.73 U	0.0
BROMOFORM	5 U	5 U	5 U	0.5 U	1 U	1 U	1 U	1 U	1 U	1 U	1 U	1 U	1 U	1 U	1 U	0.26 U	0.26 U	0.26 U	0.0
1 1 2 2-TETRACHLOROETHANE	5 U	5 U	5 U	0.5 U	1 U	1 U	1 U	1 U	1 U	1 U	1 U	1 U	1 U	1 U	1 U	0.21 U	0.21 U	0.21 U	0.0

This well was not sampled on the following dates: April, July and October 1993; January, April, July and October 1994; April, July and October 1995; April and July 1996; January, April and July 1997; and April 1998.
This location is no longer part of the current sampling program.

WELL NUMBER B-8
ANALYTICAL SAMPLING RESULTS
(Concentrations in µg/L)

ANALYTE	Jan-95	Feb-96	Oct-96	Oct-97	Oct-98	Oct-99	Oct-00	Oct-01	Oct-02	Oct-03	Oct-04	Oct-05	Oct-06	Oct-07	Oct-08	Oct-09	Oct-10	Nov-12	Oct-14	AVG
CHLOROMETHANE	0.5 U	0.5 U	0.5 U	0.5 U	5 U	1 U	1 U	1 U	1 U	1 U	1 U	1 U	1 U	1 U	1 U	0.35 U	0.35 U	0.35 U	0.35 U	0.0
VINYL CHLORIDE	0.5 U	0.5 U	0.5 U	0.5 U	5 U	1 U	1 U	1 U	1 U	1 U	1 U	1 U	1 U	1 U	1 U	0.24 U	0.90 U	0.90 U	0.90 U	0.0
CHLOROETHANE	0.5 U	0.5 U	0.5 U	0.5 U	5 U	1 U	1 U	1 U	2 U	1 U	1 U	1 U	1 U	1 U	1 U	0.32 U	0.32 U	0.32 U	0.32 U	0.0
BROMOMETHANE	0.5 U	0.5 U	0.5 U	0.5 U	5 U	1 U	1 U	1 U	1 U	1 U	1 U	1 U	1 U	1 U	1 U	0.28 U	0.69 U	0.69 U	0.69 U	0.0
1 1-DICHLOROETHENE	0.5 U	0.5 U	0.5 U	0.5 U	5 U	1 U	1 U	1 U	1 U	1 U	1 U	1 U	1 U	1 U	1 U	0.29 U	0.29 U	0.29 U	0.29 U	0.0
ACETONE	10 U	10 U	10 U	12	25 U	10 U	10 U	10 U	10 U	5 U	5 U	5 U	5 U	5 U	5 U	1.3 U	3.0 U	3.0 U	3.0 U	0.6
CARBON DISULFIDE	0.5 U	0.5 U	0.5 U	0.5 U	5 U	1 U	1 U	1 U	1 U	1 U	1 U	1 U	1 U	1 U	1 U	0.19 U	0.19 U	0.19 U	0.19 U	0.0
METHYLENE CHLORIDE	0.5 U	0.5 U	0.5 U	0.5 U	5 U	1 U	1 U	1 U	1 U	1 U	1 U	1 U	3.2 U	1 U	1 U	0.44 U	0.44 U	0.44 U	0.44 U	0.0
TRANS-1 2-DICHLOROETHENE	0.5 U	0.5 U	0.5 U	0.5 U	5 U	1 U	1 U	1 U	1 U	1 U	1 U	1 U	1 U	1 U	1 U	0.42 U	0.90 U	0.90 U	0.90 U	0.0
1 1-DICHLOROETHANE	0.5 U	0.5 U	0.5 U	0.5 U	5 U	1 U	1 U	1 U	1 U	1 U	1 U	1 U	1 U	1 U	1 U	0.38 U	0.38 U	0.38 U	0.38 U	0.0
CIS-1 2-DICHLOROETHENE	0.5 U	0.5 U	0.5 U	0.5 U	5 U	1 U	1 U	1 U	1 U	1 U	1 U	1 U	4.8	1 U	36	0.38 U	0.81 U	0.81 U	0.81 U	2.1
METHYL ETHYL KETONE	10 U	10 U	10 U	10 U	25 U	10 U	10 U	10 U	10 U	5 U	5 U	5 U	5 U	5 U	5 U	1.3 U	1.3 U	1.3 U	1.3 U	0.0
CHLOROFORM	0.5 U	0.5 U	0.5 U	0.5 U	5 U	1 U	1 U	1 U	1 U	1 U	1 U	1 U	1 U	1 U	1 U	0.34 U	0.34 U	0.34 U	0.34 U	0.0
1 1 1-TRICHLOROETHANE	0.5 U	0.5 U	0.5 U	0.5 U	5 U	1 U	1 U	1 U	1 U	1 U	1 U	1 U	1 U	1 U	1 U	0.26 U	0.82 U	0.82 U	0.82 U	0.0
CARBON TETRACHLORIDE	0.5 U	0.5 U	0.5 U	0.5 U	5 U	1 U	1 U	1 U	3 U	1 U	1 U	1 U	1 U	1 U	1 U	0.27 U	0.27 U	0.27 U	0.27 U	0.0
BENZENE	0.5 U	0.5 U	0.5 U	0.5 U	5 U	0.7 U	0.7 U	0.7 U	0.7 U	1 U	1 U	1 U	1 U	1 U	1 U	0.41 U	0.41 U	0.41 U	0.41 U	0.0
1 2-DICHLOROETHANE	0.5 U	0.5 U	0.5 U	0.5 U	5 U	1 U	1 U	1 U	1 U	1 U	1 U	1 U	1 U	1 U	1 U	0.21 U	0.21 U	0.21 U	0.21 U	0.0
TRICHLOROETHENE	0.5 U	0.5 U	0.5 U	0.5 U	5 U	1 U	1 U	1 U	2 U	0.67	1.9	0.73	45	1 U	64	0.46 U	0.46 U	0.46 U	0.46 U	5.9
1 2-DICHLOROPROPANE	0.5 U	0.5 U	0.5 U	0.5 U	5 U	1 U	1 U	1 U	1 U	1 U	1 U	1 U	1 U	1 U	1 U	0.32 U	0.72 U	0.72 U	0.72 U	0.0
BROMODICHLOROMETHANE	0.5 U	0.5 U	0.5 U	0.5 U	5 U	1 U	1 U	1 U	1 U	1 U	1 U	1 U	1 U	1 U	1 U	0.39 U	0.39 U	0.39 U	0.39 U	0.0
CIS-1 3-DICHLOROPROPENE	0.5 U	0.5 U	0.5 U	0.5 U	5 U	1 U	1 U	1 U	1 U	1 U	1 U	1 U	1 U	1 U	1 U	0.36 U	0.36 U	0.36 U	0.36 U	0.0
MIBK	10 U	10 U	10 U	10 U	10 U	10 U	10 U	10 U	10 U	5 U	5 U	5 U	5 U	5 U	5 U	0.91 U	2.1 U	2.1 U	2.1 U	0.0
TOLUENE	0.5 U	0.5 U	0.5 U	0.5 U	5 U	1 U	1 U	1 U	1 U	1 U	1 U	1 U	1 U	1 U	1 U	0.51 U	0.51 U	0.51 U	0.51 U	0.0
TRANS-1 3-DICHLOROPROPENE	0.5 U	0.5 U	0.5 U	0.5 U	5 U	1 U	1 U	1 U	1 U	1 U	1 U	1 U	1 U	1 U	1 U	0.37 U	0.37 U	0.37 U	0.37 U	0.0
1 1 2-TRICHLOROETHANE	0.5 U	0.5 U	0.5 U	0.5 U	5 U	1 U	1 U	1 U	1 U	1 U	1 U	1 U	1 U	1 U	1 U	0.23 U	0.23 U	0.23 U	0.23 U	0.0
TETRACHLOROETHENE	0.5 U	0.5 U	0.5 U	0.5 U	5 U	1 U	1 U	1 U	1 U	1 U	1 U	1 U	1 U	1 U	1 U	0.36 U	0.36 U	0.36 U	0.36 U	0.0
2-HEXANONE	10 U	10 U	10 U	10 U	10 U	10 U	10 U	10 U	10 U	5 U	5 U	5 U	5 U	5 U	5 U	1.2 U	1.2 U	1.2 U	1.2 U	0.0
DIBROMOCHLOROMETHANE	0.5 U	0.5 U	0.5 U	0.5 U	5 U	1 U	1 U	1 U	1 U	1 U	1 U	1 U	1 U	1 U	1 U	0.32 U	0.32 U	0.32 U	0.32 U	0.0
CHLOROBENZENE	0.5 U	0.5 U	0.5 U	0.5 U	5 U	1 U	1 U	1 U	1 U	1 U	1 U	1 U	1 U	1 U	1 U	0.32 U	0.75 U	0.75 U	0.75 U	0.0
ETHYLBENZENE	0.5 U	0.5 U	0.5 U	0.5 U	5 U	1 U	1 U	1 U	1 U	1 U	1 U	1 U	1 U	1 U	1 U	0.18 U	0.74 U	0.74 U	0.74 U	0.0
P-XYLENE/M-XYLENE	0.5 U	0.5 U	0.5 U	0.5 U	5 U	1 U	1 U	1 U	1 U	3 U	3 U	2 U	2 U	2 U	2 U	0.66 U	0.66 U	0.66 U	0.66 U	0.0
O-XYLENE	0.5 U	0.5 U	0.5 U	0.5 U	5 U	1 U	1 U	1 U	1 U	1 U	1 U	1 U	1 U	1 U	1 U	0.36 U	0.76 U	0.76 U	0.76 U	0.0
STYRENE	0.5 U	0.5 U	0.5 U	0.5 U	5 U	1 U	1 U	1 U	1 U	1 U	1 U	1 U	1 U	1 U	1 U	0.18 U	0.73 U	0.73 U	0.73 U	0.0
BROMOFORM	0.5 U	0.5 U	0.5 U	0.5 U	5 U	1 U	1 U	1 U	1 U	1 U	1 U	1 U	1 U	1 U	1 U	0.26 U	0.26 U	0.26 U	0.26 U	0.0
1 1 2 2-TETRACHLOROETHANE	0.5 U	1 U	0.5 U	0.5 U	5 U	1 U	1 U	1 U	1 U	1 U	1 U	1 U	1 U	1 U	1 U	0.21 U	0.21 U	0.21 U	0.21 U	0.0

This well was not sampled on the following dates: April, July and October 1993; January, April, July and October 1994; April, July and October 1995; April and July 1996; January, April and July 1997 and April 1998, October 2011, October 2013 and October 2015.

WELL NUMBER B-14(1)
ANALYTICAL SAMPLING RESULTS
(Concentrations in µg/L)

ANALYTE	Apr-94	Jul-94	Oct-94	Jan-95	Apr-95	Jul-95	Oct-95	Feb-96	Apr-96	Jul-96	Oct-96	Jan-97	Apr-97	Jul-97	Oct-97	Oct-98	Oct-99	Oct-00	Oct-01
CHLOROMETHANE	5 U	25 U	25 U	5 U	25 U	25 U	50 U	50 U	25 U	25 U	25 U	25 U	2.5 U	2 U	25 U	5 U	5 U	25 U	1 U
VINYL CHLORIDE	115	119	118	110	109	131	350	140	120	120	120	120	130	110	140	100	130	76	140
CHLOROETHANE	5 U	25 U	25 U	5 U	25 U	25 U	50 U	50 U	25 U	25 U	25 U	25 U	2.5 U	2 U	25 U	5 U	5 U	25 U	1 U
BROMOMETHANE	5 U	25 U	25 U	5 U	25 U	25 U	50 U	50 U	25 U	25 U	25 U	25 U	2.5 U	2 U	25 U	5 U	5 U	25 U	1 U
1 1-DICHLOROETHENE	8	25 U	25 U	5 U	25 U	25 U	50 U	50 U	25 U	25 U	25 U	25 U	2.5 U	3	25 U	2	5 U	25 U	1 U
ACETONE	50 U	250 U	250 U	50 U	250 U	250 U	500 U	250 U	125 U	125 U	120 U	120 U	50 U	50 U	120 U	25 U	50 U	130 U	10 U
CARBON DISULFIDE	5 U	25 U	25 U	5 U	25 U	25 U	50 U	50 U	25 U	25 U	25 U	25 U	2.5 U	2 U	25 U	5 U	5 U	25 U	400
METHYLENE CHLORIDE	54	25 U	25 U	5 U	25 U	25 U	50 U	50 U	25 U	25 U	25 U	25 U	2.5 U	3	25 U	5 U	5 U	25 U	200
TRANS-1 2-DICHLOROETHENE	7	25 U	25 U	5 U	25 U	25 U	50 U	50 U	25 U	25 U	25 U	25 U	5	2 U	25 U	2	5 U	25 U	3
1 1-DICHLOROETHANE	26	25 U	25 U	15	25 U	25 U	50 U	50 U	25 U	25 U	25 U	25 U	17	16	25 U	9	9	25 U	12
CIS-1 2-DICHLOROETHENE	778	765	702	700	716	681	1,400	680	620	740	600	590	640	600	710	380	390	320	470
METHYL ETHYL KETONE	50 U	250 U	250 U	50 U	250 U	250 U	500 U	250 U	125 U	125 U	120 U	120 U	50 U	50 U	120 U	25 U	50 U	130 U	10 U
CHLOROFORM	5 U	25 U	25 U	5 U	25 U	25 U	50 U	50 U	25 U	25 U	25 U	25 U	2.5 U	2 U	25 U	5 U	5 U	25 U	1 U
1 1 1-TRICHLOROETHANE	125	25 U	100	73	59	101	170	57	56	89	70	65	73	63	79	33	32	26	49
CARBON TETRACHLORIDE	5 U	25 U	25 U	5 U	25 U	25 U	50 U	50 U	25 U	25 U	25 U	25 U	2.5 U	2 U	25 U	5 U	5 U	25 U	24
BENZENE	5 U	25 U	25 U	5 U	25 U	25 U	50 U	50 U	25 U	25 U	25 U	25 U	2.5 U	2 U	25 U	5 U	4 U	4 U	0.7 U
1 2-DICHLOROETHANE	5 U	25 U	25 U	5 U	25 U	25 U	50 U	50 U	25 U	25 U	25 U	25 U	2.5 U	2 U	25 U	5 U	5 U	25 U	1 U
TRICHLOROETHENE	78	58	25 U	10	25 U	25 U	50 U	50 U	25 U	25 U	26	25 U	7	5	25 U	3	5	25 U	200
1 2-DICHLOROPROPANE	5 U	25 U	25 U	5 U	25 U	25 U	50 U	50 U	25 U	25 U	25 U	25 U	2.5 U	2 U	25 U	5 U	5 U	25 U	1 U
BROMODICHLOROMETHANE	5 U	25 U	25 U	5 U	25 U	25 U	50 U	50 U	25 U	25 U	25 U	25 U	2.5 U	2 U	25 U	5 U	5 U	25 U	1 U
CIS-1 3-DICHLOROPROPENE	5 U	25 U	25 U	5 U	25 U	25 U	50 U	50 U	25 U	25 U	25 U	25 U	2.5 U	2 U	25 U	5 U	5 U	25 U	1 U
MIBK	50 U	250 U	250 U	50 U	250 U	250 U	500 U	250 U	50 U	50 U	50 U	50 U	50 U	50 U	50 U	10 U	50 U	50 U	10 U
TOLUENE	5 U	25 U	25 U	5 U	25 U	25 U	50 U	50 U	25 U	25 U	25 U	25 U	2.5 U	2 U	25 U	5 U	5 U	25 U	1 U
TRANS-1 3-DICHLOROPROPENE	5 U	25 U	25 U	5 U	25 U	25 U	50 U	50 U	25 U	25 U	25 U	25 U	2.5 U	2 U	25 U	5 U	5 U	25 U	1 U
1 1 2-TRICHLOROETHANE	5 U	25 U	25 U	5 U	25 U	25 U	50 U	50 U	25 U	25 U	25 U	25 U	2.5 U	2 U	25 U	5 U	5 U	25 U	1 U
TETRACHLOROETHENE	5 U	25 U	25 U	5 U	25 U	25 U	50 U	50 U	25 U	25 U	25 U	25 U	2.5 U	2 U	25 U	5 U	5 U	25 U	1 U
2-HEXANONE	50 U	250 U	250 U	50 U	250 U	250 U	500 U	250 U	50 U	50 U	50 U	50 U	50 U	50 U	50 U	10 U	50 U	50 U	10 U
DIBROMOCHLOROMETHANE	5 U	25 U	25 U	5 U	25 U	25 U	50 U	50 U	25 U	25 U	25 U	25 U	2.5 U	2 U	25 U	5 U	5 U	25 U	1 U
CHLOROBENZENE	5 U	25 U	25 U	5 U	25 U	25 U	50 U	50 U	25 U	25 U	25 U	25 U	2.5 U	2 U	25 U	5 U	5 U	25 U	1 U
ETHYLBENZENE	5 U	25 U	25 U	5 U	25 U	25 U	50 U	50 U	25 U	25 U	25 U	25 U	2.5 U	2 U	25 U	5 U	5 U	25 U	1 U
P-XYLENE/M-XYLENE	5 U	25 U	25 U	5 U	25 U	25 U	50 U	50 U	25 U	25 U	25 U	25 U	2.5 U	2 U	25 U	5 U	5 U	25 U	1 U
O-XYLENE	5 U	25 U	25 U	5 U	25 U	25 U	50 U	50 U	25 U	25 U	25 U	25 U	2.5 U	2 U	25 U	5 U	5 U	25 U	1 U
STYRENE	5 U	25 U	25 U	5 U	25 U	25 U	50 U	50 U	25 U	25 U	25 U	25 U	2.5 U	2 U	25 U	5 U	5 U	25 U	1 U
BROMOFORM	5 U	25 U	25 U	5 U	25 U	25 U	50 U	50 U	25 U	25 U	25 U	25 U	2.5 U	2 U	25 U	5 U	5 U	25 U	1 U
1 1 2 2-TETRACHLOROETHANE	5 U	25 U	25 U	5 U	25 U	25 U	50 U	50 U	25 U	25 U	25 U	25 U	2.5 U	2 U	25 U	5 U	5 U	25 U	1 U

This well was not sampled on the following dates: April, July, and October 1993; January 1994; April 1998.

WELL NUMBER B-14(1)
ANALYTICAL SAMPLING RESULTS
(Concentrations in µg/L)

ANALYTE	Oct-02	Oct-03	Oct-04	Oct-05	Oct-06	Oct-07	Oct-08	Oct-09	Oct-10	Oct-11	Nov-12	Oct-13	Oct-14	Oct-15	AVG
CHLOROMETHANE	100 U	100 U	50 U	1 U	1 U	1 U	1 U	0.35 U	0.35 U	0.35 U	3.5 U	1.8 U	1.4 U	2 U	0.0
VINYL CHLORIDE	310	300	240	430	110	74	210	98	98	340	290	330	220	220	169.6
CHLOROETHANE	200 U	100 U	50 U	1 U	1 U	1 U	1 U	0.32 U	0.32 U	0.32 U	3.2 U	1.6 U	1.3 U	2 U	0.0
BROMOMETHANE	100 U	100 U	50 U	1 U	1 U	1 U	1 U	0.28 U	0.69 U	0.69 U	6.9 U	3.5 U	2.8 U	2 U	0.0
1 1-DICHLOROETHENE	100 U	100 U	50 U	7.0	4	1.3	1.3	0.86	0.29 U	14 U	5.0	11.0	3.0	2	1.4
ACETONE	1,000 U	500 U	250 U	4.9	5 U	5 U	5 U	1.3 U	3.0 U	3 U	30 U	15 U	12 U	10 U	0.1
CARBON DISULFIDE	100 U	100 U	50 U	1 U	1 U	7	0.79	0.77	1.0	4.1	1.9 U	0.95 U	0.76 U	4.7	12.3
METHYLENE CHLORIDE	100 U	1,100	50 U	0.48	6 U	1 U	1 U	1.5	0.44 U	0.44 U	4.4	2.2 U	1.8 U	2 U	40.1
TRANS-1 2-DICHLOROETHENE	100 U	100 U	50 U	4.8	2.6	1.4	1.7	1.2	0.98	2.3	9.0 U	4.5 U	3.6 U	2.1	1.0
1 1-DICHLOROETHANE	150	53	24	28	14	4.8	5.2	4.2	2.5	17	44	39	25	25	15.9
CIS-1 2-DICHLOROETHENE	3,500	2,800	1,200	1,200	700	340	300	170	140	760	530	280	220	170	729.2
METHYL ETHYL KETONE	1,000 U	500 U	250 U	5 U	5 U	5 U	5 U	1.3 U	1.3 U	1.3 U	13 U	6.6 U	5.3 U	10 U	0.0
CHLOROFORM	100 U	100 U	50 U	1 U	1 U	1 U	1 U	0.34 U	0.34 U	0.34 U	3.4 U	1.7 U	1.4 u	2 U	0.0
1 1 1-TRICHLOROETHANE	970	240	110	120	49	11	11	6.7	2.6	140	300	210	120	110	109.4
CARBON TETRACHLORIDE	300 U	100 U	50 U	1 U	1 U	1 U	1 U	0.27 U	0.27 U	0.27 U	2.7 U	1.4 U	1.1 U	2 U	0.7
BENZENE	70 U	100 U	250 U	1 U	1 U	1 U	1 U	0.41 U	0.41 U	0.41 U	4.1 U	2.1 U	1.6 U	2 U	0.0
1 2-DICHLOROETHANE	100 U	100 U	50 U	1 U	1 U	1 U	1 U	0.21 U	0.21 U	0.21 U	2.1 U	1.1 U	0.84 U	2 U	0.0
TRICHLOROETHENE	610	320	16	37	26	1.4	1.7	4.5	1.5	4.5	9.0	2.8	2.0	2.2	42.1
1 2-DICHLOROPROPANE	100 U	100 U	50 U	1 U	1 U	1 U	1 U	0.32 U	0.72 U	0.72 U	7.2 U	3.6 U	2.9 U	2 U	0.0
BROMODICHLOROMETHANE	100 U	100 U	50 U	1 U	1 U	1 U	1 U	0.39 U	0.39 U	0.39 U	3.9 U	2.0 U	1.6 U	2 U	0.0
CIS-1 3-DICHLOROPROPENE	100 U	100 U	50 U	1 U	1 U	1 U	1 U	0.36 U	0.36 U	0.36 U	3.6 U	1.8 U	1.4 U	2 U	0.0
MIBK	1,000 U	500 U	250 U	5 U	5 U	5 U	5 U	0.91 U	2.1 U	2.1 U	21 U	11 U	8.4 U	10 U	0.0
TOLUENE	100 U	100 U	50 U	1 U	1 U	1 U	1 U	0.51 U	0.51 U	0.51 U	5.1 U	2.6 U	2.0 U	2 U	0.0
TRANS-1 3-DICHLOROPROPENE	100 U	100 U	50 U	1 U	1 U	1 U	1 U	0.37 U	0.37 U	0.37 U	3.7 U	1.9 U	1.5 U	2 U	0.0
1 1 2-TRICHLOROETHANE	100 U	100 U	50 U	1 U	1 U	1 U	1 U	0.23 U	0.23 U	0.23 U	2.3 U	1.2 U	0.92 U	2 U	0.0
TETRACHLOROETHENE	100 U	100 U	50 U	1 U	1 U	1 U	1 U	0.36 U	0.36 U	0.36 U	3.6 U	1.8 U	1.4 U	2 U	0.0
2-HEXANONE	1,000 U	500 U	250 U	5 U	5 U	5 U	5 U	1.2 U	1.2 U	1.2 U	12 U	6.2 U	5.0 U	10 U	0.0
DIBROMOCHLOROMETHANE	100 U	100 U	50 U	1 U	1 U	1 U	1 U	0.32 U	0.32 U	0.32 U	3.2 U	1.6 U	1.3 U	2 U	0.0
CHLOROBENZENE	100 U	100 U	50 U	1 U	1 U	1 U	1 U	0.32 U	0.75 U	0.75 U	7.5 U	3.8 U	3.0 U	2 U	0.0
ETHYLBENZENE	100 U	100 U	50 U	1 U	1 U	1 U	1 U	0.18 U	0.74 U	0.74 U	7.4 U	3.7 U	3.0 U	2 U	0.0
P-XYLENE/M-XYLENE	100 U	300 U	150 U	2 U	2 U	2 U	2 U	0.66 U	0.66 U	0.66	6.6 U	3.3 U	2.6 U	6 U	0.0
O-XYLENE	100 U	100 U	50 U	1 U	1 U	1 U	1 U	0.36 U	0.76 U	0.76 U	7.6 U	3.8 U	3.0 U	2 U	0.0
STYRENE	100 U	100 U	50 U	1 U	1 U	1 U	1 U	0.18 U	0.73 U	0.73 U	7.3 U	3.7 U	2.9 U	2 U	0.0
BROMOFORM	100 U	100 U	50 U	1 U	1 U	1 U	1 U	0.26 U	0.26 U	0.26 U	2.6 U	1.3 U	1.0 U	2 U	0.0
1 1 2 2-TETRACHLOROETHANE	100 U	100 U	50 U	1 U	1 U	1 U	1 U	0.21 U	0.21 U	0.21 U	2.1 U	1.1 U	0.84 U	2 U	0.0

This well was not sampled on the following dates: April, July, and October 1993; January 1994; April 1998.

WELL NUMBER DW-9
ANALYTICAL SAMPLING RESULTS
(Concentrations in µg/L)

ANALYTE	Jan-95	Feb-96	Oct-96	Oct-97	Apr-98	Oct-98	Oct-99	Oct-00	Oct-01	Oct-02	Oct-03	Oct-04	Oct-05	Oct-06	Oct-07	Oct-08	Oct-09	Oct-10	Oct-11	Nov-12	Oct-13	Oct-14	Oct-15	AVG
CHLOROMETHANE	5 U	50 U	120 U	120 U	10 U	500 U	500 U	25 U	1 U	100 U	1 U	1 U	1 U	1 U	1 U	1 U	0.35 U	0.35 U	0.35 U	0.35 U	1.4 U	0.70 U	1 U	0.0
VINYL CHLORIDE	46	250	140	190	150	130	200 U	10 U	1 U	100 U	1 U	1 U	1 U	1 U	1 U	1 U	0.24 U	0.90 U	0.9 U	0.90 U	3.6 U	1.8 U	2.7	39.5
CHLOROETHANE	5 U	50 U	120 U	120 U	10 U	500 U	500 U	25 U	1 U	200 U	1 U	1 U	1 U	1 U	1 U	1 U	0.32 U	0.32 U	0.32 U	0.32 U	1.3 U	0.64 U	1 U	0.0
BROMOMETHANE	5 U	50 U	120 U	120 U	10 U	500 U	500 U	25 U	1 U	100 U	1 U	1 U	1 U	1 U	1 U	1 U	0.28 U	0.69 U	0.69 U	0.69 U	2.8 U	1.4 U	1 U	0.0
1 1-DICHLOROETHENE	5 U	50 U	120 U	120 U	21	500 U	500 U	25 U	1 U	100 U	1 U	1 U	1 U	1 U	1.4	1 U	0.29 U	0.29 U	0.29 U	0.99	1.2 U	2.1	1 U	1.1
ACETONE	50 U	250 U	620 U	620 U	100 U	2,500 U	2,500 U	130 U	10 U	1,000 U	5 U	5 U	5 U	5 U	5 U	5 U	1.3 U	3.0 U	3 U	3.0 U	12 U	6.0 U	5 U	0.0
CARBON DISULFIDE	5 U	50 U	120 U	120 U	15	500 U	500 U	25 U	1 U	100 U	1 U	1 U	1 U	1 U	1 U	1 U	0.19 U	0.19 U	0.19 U	0.19 U	0.76 U	0.38 U	1 U	0.7
METHYLENE CHLORIDE	56	130	2,500	720	6,300	500 U	500 U	25 U	1 U	100 U	1 U	1 U	1 U	1.6 U	0.51	24	0.44 U	0.44 U	0.44 U	0.44 U	1.8 U	0.88 U	1 U	423.1
TRANS-1 2-DICHLOROETHENE	6	50 U	120 U	120 U	15	500 U	500 U	25 U	1 U	100 U	1 U	1 U	1 U	1 U	0.72	1 U	0.42 U	0.90 U	0.9 U	1.6	3.6 U	1.8 U	1 U	1.0
1 1-DICHLOROETHANE	5 U	50 U	120 U	120 U	28	500 U	500 U	25 U	1 U	100 U	1 U	1 U	1 U	1 U	1.7	1 U	0.38 U	0.38 U	0.38 U	2.2	1.5 U	2.5	0.29	1.5
CIS-1 2-DICHLOROETHENE	703	2,800	3,200	2,600	3,600	4,200	3,800	250	49	990	9.5	4	3.8	8.4	180	20	3.6	41	5.8	220	3.2 U	130	1 U	992.1
METHYL ETHYL KETONE	50 U	250 U	620 U	620 U	100 U	2,500 U	2,500 U	130 U	10 U	1,000 U	5 U	5 U	5 U	5 U	5 U	5 U	1.3 U	1.3 U	1.3 U	1.3 U	5.3 U	2.6 U	5 U	0.0
CHLOROFORM	5 U	50 U	120 U	120 U	10 U	500 U	500 U	25 U	1 U	100 U	3.7	0.39	1 U	1 U	1 U	1 U	0.34 U	0.34 U	0.34 U	0.34 U	1.4 U	0.68 U	1 U	0.2
1 1 1-TRICHLOROETHANE	5 U	65	120 U	130	290	500 U	500 U	25 U	1 U	100 U	1 U	1 U	1 U	1 U	3.5	1 U	0.26 U	0.82 U	0.82 U	7.4	3.3 U	8.6	1 U	21.9
CARBON TETRACHLORIDE	5 U	50 U	120 U	120 U	10 U	500 U	500 U	25 U	1 U	300 U	1 U	1 U	1 U	1 U	1 U	1 U	0.27 U	0.27 U	0.27 U	0.27 U	1.1 U	0.54 U	1 U	0.0
BENZENE	5 U	50 U	120 U	120 U	7 U	500 U	70 U	4 U	0.7 U	70 U	1 U	1 U	1 U	1 U	1 U	1 U	0.41 U	0.41 U	0.41 U	0.41 U	1.6 U	0.82 U	1 U	0.0
1 2-DICHLOROETHANE	5 U	50 U	120 U	120 U	10 U	500 U	500 U	25 U	1 U	100 U	1 U	1 U	1 U	1 U	1 U	1 U	0.21 U	0.21 U	0.21 U	0.21 U	0.84 U	0.42 U	1 U	0.0
TRICHLOROETHENE	1,400	2,000	1,600	1,100	4,500	340	500 U	240	100	550	42	19	8.4	30	68	7.6	9.7	21	5.1	190	2.3	150	36	540.0
1 2-DICHLOROPROPANE	5 U	50 U	120 U	120 U	10 U	500 U	500 U	25 U	1 U	100 U	1 U	1 U	1 U	1 U	1 U	1 U	0.32 U	0.72 U	0.72 U	0.72 U	2.9 U	1.4 U	1 U	0.0
BROMODICHLOROMETHANE	5 U	50 U	120 U	120 U	10 U	500 U	500 U	25 U	1 U	100 U	1.2	1 U	1 U	1 U	1 U	1 U	0.39 U	0.39 U	0.39 U	0.39 U	1.6 U	0.78 U	0.87	0.1
CIS-1 3-DICHLOROPROPENE	5 U	50 U	120 U	120 U	10 U	500 U	500 U	25 U	1 U	100 U	1 U	1 U	1 U	1 U	1 U	1 U	0.36 U	0.36 U	0.36 U	0.36 U	1.4 U	0.72 U	1 U	0.0
MIBK	50 U	250 U	250 U	250 U	100 U	1,000 U	1,000 U	50 U	10 U	1,000 U	5 U	5 U	5 U	5 U	5 U	5 U	0.91 U	2.1 U	2.1 U	2.1 U	8.4 U	4.2 U	5 U	0.0
TOLUENE	5 U	50 U	120 U	120 U	10 U	500 U	500 U	25 U	1 U	100 U	1 U	1 U	1 U	1 U	1 U	1 U	0.51 U	0.51 U	0.51 U	0.51 U	2.0 U	1.0 U	1 U	0.0
TRANS-1 3-DICHLOROPROPENE	5 U	50 U	120 U	120 U	10 U	500 U	500 U	25 U	1 U	100 U	1 U	1 U	1 U	1 U	1 U	1 U	0.37 U	0.37 U	0.37 U	0.37 U	1.5 U	0.74 U	1 U	0.0
1 1 2-TRICHLOROETHANE	5 U	50 U	120 U	120 U	10 U	500 U	500 U	25 U	1 U	100 U	1 U	1 U	1 U	1 U	1 U	1 U	0.23 U	0.23 U	0.23 U	0.23 U	0.92 U	0.46 U	1 U	0.0
TETRACHLOROETHENE	5 U	50 U	120 U	120 U	10 U	500 U	500 U	25 U	1 U	100 U	1 U	1 U	1 U	1 U	1 U	1 U	0.36 U	0.36 U	0.36 U	0.36 U	1.4 U	0.72 U	1 U	0.0
2-HEXANONE	50 U	250 U	250 U	250 U	100 U	1,000 U	1,000 U	50 U	10 U	1,000 U	5 U	5 U	5 U	5 U	5 U	5 U	1.2 U	1.2 U	1.2 U	1.2 U	5.0 U	2.5 U	5 U	0.0
DIBROMOCHLOROMETHANE	5 U	50 U	120 U	120 U	10 U	500 U	500 U	25 U	1 U	100 U	1 U	1 U	1 U	1 U	1 U	1 U	0.32 U	0.32 U	0.32 U	0.32 U	1.3 U	0.64 U	1 U	0.0
CHLOROBENZENE	5 U	50 U	120 U	120 U	10 U	500 U	500 U	25 U	1 U	100 U	1 U	1 U	1 U	1 U	1 U	1 U	0.32 U	0.75 U	0.75 U	0.75 U	3.0 U	1.5 U	1 U	0.0
ETHYLBENZENE	5 U	50 U	120 U	120 U	10 U	500 U	500 U	25 U	1 U	100 U	1 U	1 U	1 U	1 U	1 U	1 U	0.18 U	0.74 U	0.74 U	0.74 U	3.0 U	1.5 U	1 U	0.0
P-XYLENE/M-XYLENE	5 U	50 U	120 U	120 U	10 U	500 U	500 U	25 U	1 U	100 U	3 U	3 U	2 U	2 U	2 U	2 U	0.66 U	0.66 U	0.66 U	0.66 U	2.6 U	1.3 U	2 U	0.0
O-XYLENE	5 U	50 U	120 U	120 U	10 U	500 U	500 U	25 U	1 U	100 U	1 U	1 U	1 U	1 U	1 U	1 U	0.36 U	0.76 U	0.76 U	0.76 U	3.0 U	1.5 U	1 U	0.0
STYRENE	5 U	50 U	120 U	120 U	10 U	500 U	500 U	25 U	1 U	100 U	1 U	1 U	1 U	1 U	1 U	1 U	0.18 U	0.73 U	0.73 U	0.73 U	2.9 U	1.5 U	1 U	0.0
BROMOFORM	5 U	50 U	120 U	120 U	10 U	500 U	500 U	25 U	1 U	100 U	1 U	1 U	1 U	1 U	1 U	1 U	0.26 U	0.26 U	0.26 U	0.26 U	1.0 U	0.52 U	1 U	0.0
1 1 2 2-TETRACHLOROETHANE	5 U	50 U	120 U	120 U	10 U	500 U	500 U	25 U	1 U	100 U	1 U	1 U	1 U	1 U	1 U	1 U	0.21 U	0.21 U	0.21 U	0.21 U	0.84 U	0.42 U	1 U	0.0

This well was not sampled on the following dates: April, July and October 1993; January, April, July and October 1994; April, July and October 1995; April and July 1996; January, April and July 1997.

WELL NUMBER DW-10
ANALYTICAL SAMPLING RESULTS
(Concentrations in µg/L)

ANALYTE	Jan-95	Feb-96	Oct-96	Oct-97	Apr-98	Oct-98	Oct-99	Oct-00	Oct-01	Oct-02	Oct-03	Oct-04	Oct-06	Oct-07	Oct-08	Oct-09	Oct-10	Oct-11	Nov-12	Oct-13	Oct-14	Oct-14	AVG
CHLOROMETHANE	5 U	1,250 U	1,200 U	1,000 U	200 U	200 U	500 U	250 U	1 U	20 U	200 U	100 U	1 U	20 U	10 U	6.9 U	0.35 U	0.35 U	0.35 U	0.35 U	7.0 U	10 U	0.0
VINYL CHLORIDE	136	1,250 U	1,200 U	1,000 U	200 U	200 U	200 U	100 U	64	49	200 U	100 U	71	43	16	49	190	210	0.90 U	160	78	140	54.8
CHLOROETHANE	5 U	1,250 U	1,200 U	1,000 U	200 U	200 U	500 U	250 U	1 U	40 U	200 U	100 U	1 U	20 U	10 U	6.5 U	0.32 U	0.32 U	0.32 U	0.32 U	6.4 U	10 U	0.0
BROMOMETHANE	5 U	1,250 U	1,200 U	1,000 U	200 U	200 U	500 U	250 U	1 U	20 U	200 U	100 U	1 U	20 U	10 U	5.6 U	0.69 U	0.69 U	0.69 U	0.69 U	14 U	10 U	0.0
1 1-DICHLOROETHENE	5 U	1,250 U	1,200 U	1,000 U	200 U	200 U	500 U	250 U	4	20 U	200 U	100 U	2.4	20 U	10 U	5.9 U	4.6	18	0.2 U	3.6	5.8 U	10 U	1.5
ACETONE	50 U	6,250 U	6,200 U	5,000 U	2,000 U	2,000 U	2,500 U	1,300 U	10 U	200 U	1,000 U	500 U	5 U	100 U	50 U	27 U	3.0 U	3.0 U	3.0 U	3.0 U	60 U	50 U	0.0
CARBON DISULFIDE	5 U	1,250 U	1,200 U	1,000 U	210	200 U	500 U	250 U	1	20 U	200 U	100 U	1 U	20 U	10 U	3.9 U	0.63	0.19 U	0.19 U	0.67	3.8 U	10 U	9.7
METHYLENE CHLORIDE	27,400	45,000	14,000	19,000	15,000	17,000	16,000	7,300	19,000	2,800	4,300	2,700	2,300	930	180	990	1,700	1,400	1.4	1,700	960	1,500	9,143.7
TRANS-1 2-DICHLOROETHENE	16	1,250 U	1,200 U	1,000 U	200 U	200 U	500 U	250 U	6	20 U	200 U	100 U	2.9	20 U	10 U	8.4 U	5.4	2.8	0.90 U	3.0	18 U	3.5	1.8
1 1-DICHLOROETHANE	17	1,250 U	1,200 U	1,000 U	200 U	200 U	500 U	250 U	8	20 U	200 U	100 U	5.6	9.8	10 U	7.7 U	12	19	0.38 U	11	7.6	14	4.7
CIS-1 2-DICHLOROETHENE	2,150	3,300	1,200 U	1,000 U	610	1,400	670	1,300	710	600	220	520	350	410	500	300	950	460	36	550	230	1,000	739.4
METHYL ETHYL KETONE	50 U	6,250 U	6,200 U	5,000 U	2,000 U	2,000 U	2,500 U	1,300 U	10 U	200 U	1,000 U	500 U	5 U	100 U	50 U	26 U	1.3 U	1.3 U	1.3 U	1.3 U	26 U	50 U	0.0
CHLOROFORM	7	1,250 U	1,200 U	1,000 U	200 U	200 U	500 U	250 U	6	20 U	200 U	100 U	0.84	20 U	10 U	6.7 U	1.2	0.69	3.4	1.0	6.8 U	10 U	0.9
1 1 1-TRICHLOROETHANE	150	1,250 U	1,200 U	1,000 U	200 U	200 U	500 U	250 U	58	51	200 U	100 U	10	31	27	29	56	270	0.99	9.2	16 U	60	34.2
CARBON TETRACHLORIDE	22	1,250 U	1,200 U	1,000 U	200 U	200 U	500 U	250 U	27	60 U	200 U	100 U	1 U	20 U	10 U	5.3 U	0.27 U	0.27 U	0.27 U	0.27 U	5.4 U	10 U	2.2
BENZENE	5 U	1,250 U	1,200 U	1,000 U	140 U	140 U	70 U	35 U	0.7 U	14 U	200 U	100 U	1 U	20 U	10 U	8.2 U	0.41 U	0.41 U	0.41 U	0.41 U	8.2 U	10 U	0.0
1 2-DICHLOROETHANE	5 U	1,250 U	1,200 U	1,000 U	200 U	200 U	500 U	250 U	1 U	20 U	200 U	100 U	1 U	20 U	10 U	4.3 U	0.21 U	0.21 U	0.21 U	0.21 U	4.2 U	10 U	0.0
TRICHLOROETHENE	3,890	4,100	1,200 U	1,300	950	1,500	500 U	930	1,100	300	160	240	150	52	78	43	90	42	51	110	30	610	714.8
1 2-DICHLOROPROPANE	5 U	1,250 U	1,200 U	1,000 U	200 U	200 U	500 U	250 U	1 U	20 U	200 U	100 U	1 U	20 U	10 U	6.5 U	0.72 U	0.72 U	0.72 U	0.72 U	14 U	10 U	0.0
BROMODICHLOROMETHANE	5 U	1,250 U	1,200 U	1,000 U	200 U	200 U	500 U	250 U	1 U	20 U	200 U	100 U	1 U	20 U	10 U	7.7 U	0.39 U	0.39 U	0.41	0.39 U	7.8 U	10 U	0.0
CIS-1 3-DICHLOROPROPENE	5 U	1,250 U	1,200 U	1,000 U	200 U	200 U	500 U	250 U	1 U	20 U	200 U	100 U	1 U	20 U	10 U	7.1 U	0.36 U	0.36 U	0.36 U	0.36 U	7.2 U	10 U	0.0
MIBK	50 U	6,250 U	2,500 U	2,000 U	2,000 U	2,000 U	1,000 U	500 U	10 U	200 U	1,000 U	500 U	5 U	100 U	50 U	18 U	2.1 U	2.1 U	2.1 U	2.1 U	42 U	50 U	0.0
TOLUENE	5 U	1,250 U	1,200 U	1,000 U	200 U	200 U	500 U	250 U	2	20 U	200 U	100 U	1 U	20 U	10 U	10 U	0.51	0.51 U	0.51 U	0.51 U	10 U	10 U	0.1
TRANS-1 3-DICHLOROPROPENE	5 U	1,250 U	1,200 U	1,000 U	200 U	200 U	500 U	250 U	1 U	20 U	200 U	100 U	1 U	20 U	10 U	7.4 U	0.37 U	0.37 U	0.37 U	0.37 U	7.4 U	10 U	0.0
1 1 2-TRICHLOROETHANE	5 U	1,250 U	1,200 U	1,000 U	200 U	200 U	500 U	250 U	1 U	20 U	200 U	100 U	1 U	20 U	10 U	4.6 U	0.23 U	0.23 U	0.23 U	0.23 U	4.6 U	10 U	0.0
TETRACHLOROETHENE	5 U	1,250 U	1,200 U	1,000 U	200 U	200 U	500 U	250 U	1 U	20 U	200 U	100 U	1 U	20 U	10 U	7.3 U	0.36 U	0.36 U	0.36 U	0.36 U	7.2 U	10 U	0.0
2-HEXANONE	50 U	6,250 U	2,500 U	2,000 U	2,000 U	2,000 U	1,000 U	500 U	10 U	200 U	1,000 U	500 U	5 U	100 U	50 U	25 U	1.2 U	1.2 U	1.2 U	1.2 U	25 U	50 U	0.0
DIBROMOCHLOROMETHANE	5 U	1,250 U	1,200 U	1,000 U	200 U	200 U	500 U	250 U	1 U	20 U	200 U	100 U	1 U	20 U	10 U	6.4 U	0.32 U	0.32 U	0.32 U	0.32 U	6.4 U	10 U	0.0
CHLOROBENZENE	5 U	1,250 U	1,200 U	1,000 U	200 U	200 U	500 U	250 U	1 U	20 U	200 U	100 U	1 U	20 U	10 U	6.3 U	0.75 U	0.75 U	0.75 U	0.75 U	15 U	10 U	0.0
ETHYLBENZENE	5 U	1,250 U	1,200 U	1,000 U	200 U	200 U	500 U	250 U	1 U	20 U	200 U	100 U	1 U	20 U	10 U	3.7 U	0.74 U	0.74 U	0.74 U	0.74 U	15 U	10 U	0.0
P-XYLENE/M-XYLENE	5 U	1,250 U	1,200 U	1,000 U	200 U	200 U	500 U	250 U	1 U	20 U	600 U	300 U	2 U	60 U	30 U	13 U	0.66 U	0.66 U	0.66 U	0.66 U	13 U	30 U	0.0
O-XYLENE	5 U	1,250 U	1,200 U	1,000 U	200 U	200 U	500 U	250 U	1 U	20 U	200 U	100 U	1 U	20 U	10 U	7.2 U	0.76 U	0.76 U	0.76 U	0.76 U	15 U	10 U	0.0
STYRENE	5 U	1,250 U	1,200 U	1,000 U	200 U	200 U	500 U	250 U	1 U	20 U	200 U	100 U	1 U	20 U	10 U	3.7 U	0.73 U	0.73 U	0.73 U	0.73 U	15 U	10 U	0.0
BROMOFORM	5 U	1,250 U	1,200 U	1,000 U	200 U	200 U	500 U	250 U	1 U	20 U	200 U	100 U	1 U	20 U	10 U	5.1 U	0.26 U	0.26 U	0.26 U	0.26 U	5.2 U	10 U	0.0
1 1 2 2-TETRACHLOROETHANE	5 U	1,250 U	1,200 U	1,000 U	200 U	200 U	500 U	250 U	1 U	20 U	200 U	100 U	1 U	20 U	10 U	4.3 U	0.21 U	0.21 U	0.21 U	0.21 U	4.2 U	10 U	0.0

This well was not sampled on the following dates: April, July and October 1993; January, April, July and October 1994; April, July and October 1995; April and July 1996; January, April and July 1997; and October 2005.

WELL NUMBER DW-11
ANALYTICAL SAMPLING RESULTS
(Concentrations in µg/L)

ANALYTE	Jan-95	Feb-96	Oct-96	Oct-97	Apr-98	Oct-98	Oct-99	Oct-00	Oct-01	Oct-02	Oct-03	Oct-04	Oct-06	Oct-07	Oct-08	Oct-09	Oct-10	Oct-11	Nov-12	Oct-13	Oct-14	Oct-15	AVG
CHLOROMETHANE	25 U	50 U	500 U	500 U	100 U	100 U	100 U	500 U	1 U	1 U	500 U	400 U	1 U	100 U	80 U	0.35 U	0.35 U	0.35 U	0.35 U	0.35 U	0.35 U	10 U	0.0
VINYL CHLORIDE	123	210	500 U	500 U	150	230	390	220	220	240	340	430	580	360	520	580	1.9	0.9 U	0.90 U	710	520	420	283.9
CHLOROETHANE	25 U	50 U	500 U	500 U	100 U	100 U	100 U	500 U	1 U	2 U	500 U	400 U	0.46	100 U	80 U	0.32 U	0.32 U	0.32 U	0.32 U	0.32 U	0.32 U	10 U	0.0
BROMOMETHANE	25 U	50 U	500 U	500 U	100 U	100 U	100 U	500 U	1 U	1 U	500 U	400 U	1 U	100 U	80 U	0.28 U	0.69 U	0.69 U	0.69 U	0.69 U	0.69 U	10 U	0.0
1 1-DICHLOROETHENE	25 U	50 U	500 U	500 U	100 U	100 U	100 U	500 U	18	34	500 U	400 U	36	100 U	80 U	13	11	1.2	0.29 U	37	20	17	7.9
ACETONE	250 U	250 U	2,500 U	2,500 U	1,000 U	1,000 U	1,000 U	2,500 U	10 U	10 U	2,500 U	2,000 U	5 U	500 U	400 U	1.3 U	3.0 U	3 U	3.0 U	3.0 U	3.0 U	50 U	0.0
CARBON DISULFIDE	25 U	50 U	500 U	500 U	100 U	100 U	100 U	500 U	2	4	500 U	400 U	1 U	100 U	80 U	0.61	0.19 U	0.19 U	0.19 U	2.5	0.19 U	6	0.7
METHYLENE CHLORIDE	1,670	6,500	2,700	3,800	5,400	5,800	10,000	6,200	3,600	8,800	17,000	9,300	6,800	5,900	7,900	2,700	0.44 U	0.44 U	0.44 U	2,800	1,700	780	4,970.5
TRANS-1 2-DICHLOROETHENE	25 U	50 U	500 U	500 U	100 U	100 U	100 U	500 U	28	20	500 U	400 U	22	100 U	80 U	7.2	4.5	0.9 U	0.90 U	8.7	7.9	8.3	4.8
1 1-DICHLOROETHANE	25 U	50 U	500 U	500 U	100 U	100 U	100 U	500 U	35	62	500 U	400 U	45	100 U	80 U	19	9.3	1.0	0.38 U	51	37	33	13.3
CIS-1 2-DICHLOROETHENE	2,360	2,100	3,200	3,300	2,800	4,000	5,800	4,100	2,100	2,900	5,700	7,000	6,800	3,300	3,300	2,800	1,700	87	19	4,200	3,400	3,900	3,403.0
METHYL ETHYL KETONE	250 U	250 U	2,500 U	2,500 U	1,000 U	70 U	1,000 U	2,500 U	10 U	10 U	2,500 U	2,000 U	5 U	500 U	400 U	1.3 U	1.3 U	1.3 U	1.3 U	1.3 U	1.3 U	50 U	0.0
CHLOROFORM	25 U	50 U	500 U	500 U	100 U	100 U	100 U	500 U	1 U	6	500 U	400 U	2.5	100 U	80 U	0.98	1.4	1.9	0.34 U	1.2	1.3	10 U	0.7
1 1 1-TRICHLOROETHANE	249	180	500 U	1,000	620	760	600	670	1,100	920	740	580	390	140	180	84	83	3.9	1.1	270	240	160	407.8
CARBON TETRACHLORIDE	25 U	50 U	500 U	500 U	100 U	100 U	100 U	500 U	260	160	500 U	400 U	1 U	100 U	80 U	0.27 U	0.27 U	0.27 U	0.27 U	0.27 U	0.27 U	10 U	19.1
BENZENE	25 U	50 U	500 U	500 U	70 U	70 U	70 U	70 U	0.7 U	1	500 U	400 U	0.58	100 U	400 U	0.41 U	0.41 U	0.41 U	0.41 U	0.41 U	0.41 U	10 U	0.1
1 2-DICHLOROETHANE	25 U	50 U	500 U	500 U	100 U	100 U	100 U	500 U	1 U	1 U	500 U	400 U	1 U	100 U	80 U	0.21 U	0.21 U	0.21 U	0.21 U	0.21 U	0.21 U	10 U	0.0
TRICHLOROETHENE	10,500	12,000	11,000	15,000	15,000	14,000	15,000	12,000	5,500	9,700	14,000	9,400	4,900	2,000	2,600	1,300	900	54	7.8	1,900	1,400	1,100	7,239.2
1 2-DICHLOROPROPANE	25 U	50 U	500 U	500 U	100 U	100 U	100 U	500 U	1 U	36	500 U	400 U	1 U	100 U	80 U	0.32 U	0.72 U	0.72 U	0.72 U	0.72 U	0.72 U	10 U	1.6
BROMODICHLOROMETHANE	25 U	50 U	500 U	500 U	100 U	100 U	100 U	500 U	1 U	1 U	500 U	400 U	1 U	100 U	80 U	0.39 U	0.39 U	0.77 U	0.39 U	0.39 U	0.39 U	10 U	0.0
CIS-1 3-DICHLOROPROPENE	25 U	50 U	500 U	500 U	100 U	100 U	100 U	500 U	1 U	1 U	500 U	400 U	1 U	100 U	80 U	0.36 U	0.36 U	0.36 U	0.36 U	0.36 U	0.36 U	10 U	0.0
MIBK	250 U	250 U	1,000 U	1,000 U	1,000 U	1,000 U	1,000 U	1,000 U	10 U	10 U	2,500 U	2,000 U	5 U	500 U	400 U	0.91 U	2.1 U	2.1 U	2.1 U	2.1 U	2.1 U	50 U	0.0
TOLUENE	25 U	50 U	500 U	500 U	100 U	100 U	100 U	500 U	10	12	500 U	400 U	5.2	100 U	80 U	1.7	0.51 U	0.51 U	0.51 U	1.7	1.3	10 U	1.5
TRANS-1 3-DICHLOROPROPENE	25 U	50 U	500 U	500 U	100 U	100 U	100 U	500 U	1 U	1 U	500 U	400 U	1 U	100 U	80 U	0.37 U	0.37 U	0.37 U	0.37 U	0.37 U	0.37 U	10 U	0.0
1 1 2-TRICHLOROETHANE	25 U	50 U	500 U	500 U	100 U	100 U	100 U	500 U	1 U	1 U	500 U	400 U	1 U	100 U	80 U	0.23 U	0.23 U	0.23 U	0.23 U	0.23 U	0.23 U	10 U	0.0
TETRACHLOROETHENE	25 U	50 U	500 U	500 U	100 U	100 U	100 U	500 U	14	17	500 U	400 U	5.7	100 U	80 U	0.92	0.36 U	0.36 U	0.36 U	1.8	1.8	10 U	1.9
2-HEXANONE	250 U	250 U	1,000 U	1,000 U	1,000 U	1,000 U	1,000 U	1,000 U	10 U	10 U	2,500 U	2,000 U	5 U	500 U	400 U	1.2 U	1.2 U	1.2 U	1.2 U	1.2 U	1.2 U	50 U	0.0
DIBROMOCHLOROMETHANE	25 U	50 U	500 U	500 U	100 U	100 U	100 U	500 U	1 U	1 U	500 U	400 U	1 U	100 U	80 U	0.32 U	0.32 U	0.32 U	0.32 U	0.32 U	0.32 U	10 U	0.0
CHLOROBENZENE	25 U	50 U	500 U	500 U	100 U	100 U	100 U	500 U	1 U	1 U	500 U	400 U	1.5	100 U	80 U	0.32 U	0.75 U	0.75 U	0.75 U	0.75 U	0.75 U	10 U	0.1
ETHYLBENZENE	25 U	50 U	500 U	500 U	100 U	100 U	100 U	500 U	3	2	500 U	400 U	3.2	100 U	80 U	0.47	0.74 U	0.74 U	0.74 U	0.9	0.75	10 U	0.5
P-XYLENE/M-XYLENE	25 U	50 U	500 U	500 U	100 U	100 U	100 U	500 U	3	4	1,500 U	1,200 U	2.2	300 U	240 U	0.71	0.66 U	0.66 U	0.66 U	1.1	0.92	30 U	0.5
O-XYLENE	25 U	50 U	500 U	500 U	100 U	100 U	100 U	500 U	1 U	2	500 U	400 U	1 U	100 U	80 U	0.57	0.76 U	0.76 U	0.76 U	1.2	1.0	10 U	0.2
STYRENE	25 U	50 U	500 U	500 U	100 U	100 U	100 U	500 U	1 U	1 U	500 U	400 U	1 U	100 U	80 U	0.18 U	0.73 U	0.73 U	0.73 U	0.73 U	0.73 U	10 U	0.0
BROMOFORM	25 U	50 U	500 U	500 U	100 U	100 U	100 U	500 U	1 U	1 U	500 U	400 U	1 U	100 U	80 U	0.26 U	0.26 U	0.26 U	0.26 U	0.26 U	0.26 U	10 U	0.0
1 1 2 2-TETRACHLOROETHANE	25 U	50 U	500 U	500 U	100 U	100 U	100 U	500 U	1 U	1 U	500 U	400 U	1 U	100 U	80 U	0.21 U	0.21 U	0.21 U	0.21 U	0.21 U	0.21 U	10 U	0.0

This well was not sampled on the following dates: April, July and October 1993; January, April, July and October 1994; April, July and October 1995; April and July 1996; January, April and July 1997; and October 2005.

WELL NUMBER DW-12
ANALYTICAL SAMPLING RESULTS
(Concentrations in µg/L)

ANALYTE	Jan-95	Feb-96	Oct-96	Oct-97	Apr-98	Oct-98	Oct-99	Oct-00	Oct-01	Oct-02	Oct-03	Oct-04	Oct-06	Oct-07	Oct-08	Oct-09	Oct-10	Oct-11	Nov-12	Oct-13	Oct-14	Oct-15	AVG
CHLOROMETHANE	5 U	25 U	25 U	500 U	100 U	500 U	100 U	500 U	1 U	500 U	200 U	500 U	1 U	2 U	1 U	0.35 U	0.35 U	0.35 U	35 U	18 U	18 U	1 U	0.0
VINYL CHLORIDE	15	25 U	46	500 U	120	420	260	200 U	42	500 U	200 U	500 U	15	2 U	1.9	10	2.5	530	620	510	370	74	138.0
CHLOROETHANE	5 U	25 U	25 U	500 U	100 U	500 U	100 U	500 U	1 U	1,000 U	200 U	500 U	1 U	2 U	1 U	0.32 U	0.32 U	0.32 U	32 U	16 U	16 U	1 U	0.0
BROMOMETHANE	5 U	25 U	25 U	500 U	100 U	500 U	100 U	500 U	1 U	500 U	200 U	500 U	0.88	2 U	1 U	0.28 U	0.69 U	0.69 U	69 U	35 U	35 U	1 U	0.0
1 1-DICHLOROETHENE	5 U	25 U	25 U	500 U	100 U	500 U	100 U	500 U	1 U	500 U	200 U	500 U	1 U	1	1.9	2.7	3.2	29	29 U	15 U	15 U	2.8	1.8
ACETONE	50 U	125 U	120 U	2,500 U	1,100	2,500 U	1,000 U	2,500 U	10 U	5,000 U	1,000 U	2,500 U	5 U	10 U	5 U	1.3 U	3.0 U	3 U	300 U	150 U	150 U	5 U	50.0
CARBON DISULFIDE	5 U	25 U	25 U	500 U	100 U	500 U	100 U	500 U	1 U	500 U	200 U	500 U	1 U	2 U	1 U	0.19 U	0.19 U	0.46	19 U	9.5 U	9.5 U	1 U	0.0
METHYLENE CHLORIDE	159	52	710	1,500	530	270	610	500 U	200	500 U	200 U	500 U	370	2 U	1 U	0.55	0.44 U	6.1	110	1,900	140	84	301.9
TRANS-1 2-DICHLOROETHENE	5 U	25 U	25 U	500 U	100 U	500 U	100 U	500 U	6	500 U	200 U	500 U	3.8	1.7	2.6	2.3	2.2	12	90 U	45 U	45 U	1.1	1.4
1 1-DICHLOROETHANE	7	25 U	25 U	500 U	100 U	500 U	100 U	500 U	5	500 U	200 U	500 U	3.3	6.9	11	11	8.7	27	40	19 U	27	8.6	7.1
CIS-1 2-DICHLOROETHENE	592	580	3,600	5,300	5,800	6,600	11,000	8,600	730	2,000	1,300	14,000	530	140	240	280	180	7,300	8,400	3,000	2,800	220	3,781.5
METHYL ETHYL KETONE	50 U	125 U	120 U	2,500 U	1,000 U	2,500 U	1,000 U	2,500 U	10 U	5,000 U	1,000 U	2,500 U	5 U	10 U	5 U	1.3 U	1.3 U	1.3 U	130 U	66 U	66 U	5 U	0.0
CHLOROFORM	5 U	25 U	25 U	500 U	100 U	500 U	100 U	500 U	3	500 U	200 U	500 U	1 U	1.2	0.78	1.9	1.5	1.2	34 U	17 U	17 U	0.31	0.4
1 1 1-TRICHLOROETHANE	35	27	68	500 U	100 U	500 U	100	500 U	13	500 U	200 U	500 U	14	20	46	52	38	160	220	190	170	28	53.7
CARBON TETRACHLORIDE	5 U	25 U	25 U	500 U	100 U	500 U	100 U	500 U	17	1,500 U	200 U	500 U	250	2 U	1 U	0.27 U	0.27 U	0.27 U	27 U	14 U	14 U	1 U	12.1
BENZENE	5 U	25 U	25 U	500 U	70 U	500 U	70 U	70 U	0.7 U	350 U	200 U	500 U	1 U	2 U	1 U	0.41 U	0.41 U	0.41 U	41 U	21 U	21 U	1 U	0.0
1 2-DICHLOROETHANE	5 U	25 U	25 U	500 U	100 U	500 U	100 U	500 U	1 U	500 U	200 U	500 U	1 U	2 U	1 U	0.21 U	0.21 U	0.21 U	21 U	11 U	11 U	1 U	0.0
TRICHLOROETHENE	639	130	9,300	9,600	7,300	6,100	11,000	4,000	1,500	13,000	7,000	160	1 U	18	38	25	51	1,400	980	1,100	550	140	3,365.0
1 2-DICHLOROPROPANE	5 U	25 U	25 U	500 U	100 U	500 U	100 U	500 U	1 U	500 U	200 U	500 U	1 U	2 U	1 U	0.32 U	0.72 U	0.72 U	72 U	36 U	36 U	1 U	0.0
BROMODICHLOROMETHANE	5 U	25 U	25 U	500 U	100 U	500 U	100 U	500 U	1 U	500 U	200 U	500 U	1 U	2 U	1 U	0.39 U	0.39 U	0.39 U	39 U	20 U	20 U	1 U	0.0
CIS-1 3-DICHLOROPROPENE	5 U	25 U	25 U	500 U	100 U	500 U	100 U	500 U	1 U	500 U	200 U	500 U	1 U	2 U	1 U	0.36 U	0.36 U	0.36 U	36 U	18 U	18 U	1 U	0.0
MIBK	50 U	125 U	50 U	1,000 U	1,000 U	1,000 U	1,000 U	1,000 U	10 U	5,000 U	1,000 U	2,500 U	5 U	10 U	5 U	0.91 U	2.1 U	2.1	210 U	110 U	110 U	5 U	0.1
TOLUENE	5 U	25 U	25 U	500 U	100 U	500 U	100 U	500 U	1 U	500 U	200 U	500 U	1 U	2 U	1 U	0.51 U	0.51 U	0.82 U	51 U	26 U	26 U	1 U	0.0
TRANS-1 3-DICHLOROPROPENE	5 U	25 U	25 U	500 U	100 U	500 U	100 U	500 U	1 U	500 U	200 U	500 U	1 U	2 U	1 U	0.37 U	0.37 U	0.37 U	37 U	19 U	19 U	1 U	0.0
1 1 2-TRICHLOROETHANE	5 U	25 U	25 U	500 U	100 U	500 U	100 U	500 U	1 U	500 U	200 U	500 U	1 U	2 U	1 U	0.23 U	0.23 U	0.23 U	23 U	12 U	12 U	1 U	0.0
TETRACHLOROETHENE	5 U	25 U	25 U	500 U	100 U	500 U	100 U	500 U	1 U	500 U	200 U	500 U	1 U	2 U	1 U	0.36 U	0.36 U	0.59	36 U	18 U	18 U	1 U	0.0
2-HEXANONE	50 U	125 U	50 U	1,000 U	1,000 U	1,000 U	1,000 U	1,000 U	10 U	5,000 U	1,000 U	2,500 U	5 U	10 U	5 U	1.2 U	1.2 U	1.2 U	120 U	62 U	62 U	5 U	0.0
DIBROMOCHLOROMETHANE	5 U	25 U	25 U	500 U	100 U	500 U	100 U	500 U	1 U	500 U	200 U	500 U	1 U	2 U	1 U	0.32 U	0.32 U	0.32 U	32 U	16 U	16 U	1 U	0.0
CHLOROBENZENE	5 U	25 U	25 U	500 U	100 U	500 U	100 U	500 U	1 U	500 U	200 U	500 U	1 U	2 U	1 U	0.32 U	0.75 U	0.75 U	75 U	38 U	38 U	1 U	0.0
ETHYLBENZENE	5 U	25 U	25 U	500 U	100 U	500 U	100 U	500 U	1 U	500 U	200 U	500 U	1 U	2 U	1 U	0.18 U	0.74 U	0.74 U	74 U	37 U	37 U	1 U	0.0
P-XYLENE/M-XYLENE	5 U	25 U	25 U	500 U	100 U	500 U	100 U	500 U	1 U	500 U	600 U	1,500 U	2 U	6 U	2 U	0.66 U	0.66 U	0.66 U	66 U	33 U	33 U	2 U	0.0
O-XYLENE	5 U	25 U	25 U	500 U	100 U	500 U	100 U	500 U	1 U	500 U	200 U	500 U	1 U	2 U	1 U	0.36 U	0.76 U	0.76 U	76 U	38 U	38 U	1 U	0.0
STYRENE	5 U	25 U	25 U	500 U	100 U	500 U	100 U	500 U	1 U	500 U	200 U	500 U	1 U	2 U	1 U	0.18 U	0.73 U	0.73 U	73 U	37 U	37 U	1 U	0.0
BROMOFORM	5 U	25 U	25 U	500 U	100 U	500 U	100 U	500 U	1 U	500 U	200 U	500 U	1 U	2 U	1 U	0.26 U	0.26 U	0.26 U	26 U	13 U	13 U	1 U	0.0
1 1 2 2-TETRACHLOROETHANE	5 U	25 U	25 U	500 U	100 U	500 U	100 U	500 U	1 U	500 U	200 U	500 U	1 U	2 U	1 U	0.21 U	0.21 U	0.21 U	21 U	11 U	11 U	1 U	0.0

This well was not sampled on the following dates: April, July and October 1993; January, April, July and October 1994; April, July and October 1995; April and July 1996; January, April and July 1997; and October 2005.

WELL NUMBER EW-2
ANALYTICAL SAMPLING RESULTS
(Concentrations in µg/L)

ANALYTE	Apr-93	Jul-93	Oct-93	Jan-94	Jul-94	Jan-95	Jan-96	Oct-96	Oct-97	Oct-98	Oct-99	Oct-00	Oct-01	Oct-02	Oct-03	Apr-04	Oct-04	Oct-05	Oct-07	Oct-08	Oct-09	Oct-10	Oct-11	Nov-12	Oct-13	Apr-14	Oct-14	May-15	Jun-15	Oct-15	AVG
CHLOROMETHANE	5 U	5 U	500 U	500 U	250 U	250 U	125 U	120 U	120 U	130 U	130 U	130 U	1 U	20 U	50 U	1 U	10 U	1 U	1 U	40 U	0.35 U	0.35 U	0.35 U	1.8 U	1.8 U	1 U	1.8 U	1.0 U	1.0 U	1.0 U	0.0
VINYL CHLORIDE	100	83	500 U	500 U	250 U	250 U	125 U	120 U	120 U	170	190	83	110	100	62	18	14	26	1 U	56	4.1	0.90 U	0.9 U	16	6.7	1.8	57	0.83	1.0 U	180	42.6
CHLOROETHANE	5 U	5 U	500 U	500 U	250 U	250 U	125 U	120 U	120 U	130 U	130 U	130 U	1 U	40 U	50 U	1 U	10 U	1 U	1 U	40 U	0.32 U	0.32 U	0.32 U	1.6 U	1.6 U	1 U	1.6 U	1.0 U	1.0 U	1.0 U	0.0
BROMOMETHANE	5 U	5 U	500 U	500 U	250 U	250 U	125 U	120 U	120 U	130 U	130 U	130 U	1 U	20 U	50 U	1 U	10 U	1 U	1 U	40 U	0.28 U	0.69 U	0.69 U	3.5 U	3.5 U	1 U	3.5 U	1.0 U	1.0 U	1.0 U	0.0
1 1-DICHLOROETHENE	33	12	500 U	500 U	250 U	250 U	125 U	120 U	120 U	130 U	130 U	130 U	4	20 U	50 U	0.62	10 U	1.6	1 U	40 U	1.5	1.2	3.0	1.9	1.5 U	1 U	1.5 U	1.0 U	1.0 U	2.3	2.0
ACETONE	50 U	50 U	5,000 U	5,000 U	2,500 U	2,500 U	625 U	620 U	620 U	630 U	630 U	630 U	10 U	200 U	250 U	5 U	50 U	5 U	2,900	200 U	1.3 U	3.0 U	3 U	15	15 U	5 U	15 U	5.0 U	2.3	5.0 U	97.2
CARBON DISULFIDE	5 U	5 U	500 U	500 U	250 U	250 U	125 U	120 U	120 U	130 U	130 U	130 U	1 U	20 U	50 U	1 U	10 U	1 U	1 U	40 U	0.19 U	0.19 U	0.19 U	0.95 U	0.95 U	1 U	0.95 U	1.0 U	1.0 U	1.0 U	0.0
METHYLENE CHLORIDE	21	6 U	500 U	500 U	250 U	250 U	125 U	120 U	120 U	130 U	130 U	130 U	1 U	20 U	50 U	1 U	10 U	1 U	1 U	40 U	0.44 U	0.44 U	0.44 U	2.2 U	2.2 U	1 U	2.2 U	1.0 U	1.0 U	1.0 U	0.7
TRANS-1 2-DICHLOROETHENE	16	12	500 U	500 U	250 U	250 U	125 U	120 U	120 U	130 U	130 U	130 U	13	20 U	50 U	3.6	5.5	4.5	3	40 U	4.0	3.0	5.8	4.5 U	4.5 U	1.3	4.5 U	1.4	1.2	3.7	2.6
1 1-DICHLOROETHANE	8	11	500 U	500 U	250 U	250 U	125 U	120 U	120 U	130 U	130 U	130 U	5	20 U	50 U	1.6	4.3	4.3	2	40 U	4.7	2.9	6.5	4.7	5.1	3.6	5.2	3.4	4.0	10	2.9
CIS-1 2-DICHLOROETHENE	5,460	4,760	5,000	4,710	5,750	1,740	2,100	1,900	2,200	2,400	2,100	710	1,700	2,200	1,600	390	930	880	370	2,300	920	550	1,000	300	230	16	370	9.6	24	660	1,776.0
METHYL ETHYL KETONE	50 U	50 U	5,000 U	5,000 U	2,500 U	2,500 U	625 U	620 U	620 U	630 U	630 U	630 U	10 U	200 U	250 U	5 U	50 U	5 U	56,000	200 U	1.3 U	1.3 U	1.3 U	6.6 U	6.6 U	5 U	6.6 U	5.0 U	5.0 U	5.0 U	1,866.7
CHLOROFORM	5 U	5 U	500 U	500 U	250 U	250 U	125 U	120 U	120 U	130 U	130 U	130 U	2	20 U	50 U	1.5	4.6	1.9	1	40 U	1.5	2.2	1.8	1.7 U	1.7 U	0.57	1.7 U	1.2	1.2	0.63	0.7
1 1 1-TRICHLOROETHANE	59	57	500 U	500 U	250 U	250 U	125 U	120 U	120 U	130 U	130 U	130 U	10	56	50 U	3.3	12	13	7.1	40 U	19	11	57	9.5	6.3	4.0	6.6	3.2	3.1	14	11.7
CARBON TETRACHLORIDE	5 U	5 U	500 U	500 U	250 U	250 U	125 U	120 U	120 U	130 U	130 U	130 U	16	60 U	50 U	1 U	10 U	1 U	1 U	40 U	0.27 U	0.27 U	0.27 U	1.4 U	1.4 U	1 U	1.4 U	1.0 U	1.0 U	1.0 U	0.5
BENZENE	5 U	5 U	500 U	500 U	250 U	250 U	125 U	120 U	120 U	130 U	18 U	18 U	0.7 U	14 U	250 U	1 U	10 U	1 U	1 U	200 U	0.41 U	0.41 U	0.41 U	2.1 U	2.1 U	1 U	2.1 U	1.0 U	1.0 U	1.0 U	0.0
1 2-DICHLOROETHANE	5 U	5 U	500 U	500 U	250 U	250 U	125 U	120 U	120 U	130 U	130 U	130 U	1 U	20 U	50 U	1 U	10 U	1 U	1 U	40 U	0.21 U	0.21 U	0.21 U	1.1 U	1.1 U	1 U	1.1 U	1.0 U	1.0 U	1.0 U	0.0
TRICHLOROETHENE	1,700	1,970	1,390	2,540	4,310	2,010	850	330	120 U	50	130 U	130 U	110	190	150	24	88	68	14	72	28	19	27	8.4	9.1	4.1	6.2	4.1	5.1	10	532.9
1 2-DICHLOROPROPANE	5 U	5 U	500 U	500 U	250 U	250 U	125 U	120 U	120 U	130 U	130 U	130 U	1 U	20 U	50 U	1 U	10 U	1 U	1 U	40 U	0.32 U	0.72 U	0.72 U	3.6 U	3.6 U	1 U	3.6 U	1.0 U	1.0 U	1.0 U	0.0
BROMODICHLOROMETHANE	5 U	5 U	500 U	500 U	250 U	250 U	125 U	120 U	120 U	130 U	130 U	130 U	1 U	20 U	50 U	1 U	10 U	1 U	1 U	40 U	0.39 U	0.39 U	0.39 U	2.0 U	2.0 U	1 U	2.0 U	1.0 U	1.0 U	1.0 U	0.0
CIS-1 3-DICHLOROPROPENE	5 U	5 U	500 U	500 U	250 U	250 U	125 U	120 U	120 U	130 U	130 U	130 U	1 U	20 U	50 U	1 U	10 U	1 U	1 U	40 U	0.36 U	0.36 U	0.36 U	1.8 U	1.8 U	1 U	1.8 U	1.0 U	1.0 U	1.0 U	0.0
MIBK	50 U	50 U	5,000 U	5,000 U	2,500 U	2,500 U	625 U	250 U	250 U	250 U	250 U	250 U	10 U	200 U	250 U	5 U	50 U	5 U	5 U	200 U	0.91 U	2.1 U	2.1 U	11 U	11 U	5 U	11 U	5.0 U	5.0 U	5.0 U	0.0
TOLUENE	5 U	5 U	500 U	500 U	250 U	250 U	125 U	120 U	120 U	130 U	130 U	130 U	1 U	20 U	50 U	1 U	10 U	1 U	1 U	40 U	0.51 U	0.51 U	0.51 U	2.6 U	2.6 U	1 U	2.6 U	1.0 U	1.0 U	1.0 U	0.0
TRANS-1 3-DICHLOROPROPENE	5 U	5 U	500 U	500 U	250 U	250 U	125 U	120 U	120 U	130 U	130 U	130 U	1 U	20 U	50 U	1 U	10 U	1 U	1 U	40 U	0.37 U	0.37 U	0.37 U	1.9 U	1.9 U	1 U	1.9 U	1.0 U	1.0 U	1.0 U	0.0
1 1 2-TRICHLOROETHANE	5 U	5 U	500 U	500 U	250 U	250 U	125 U	120 U	120 U	130 U	130 U	130 U	1 U	20 U	50 U	1 U	10 U	1 U	1 U	40 U	0.23 U	0.23 U	0.23 U	1.2 U	1.2 U	1 U	1.2 U	1.0 U	1.0 U	1.0 U	0.0
TETRACHLOROETHENE	5 U	5 U	500 U	500 U	250 U	250 U	125 U	120 U	120 U	130 U	130 U	130 U	1 U	20 U	50 U	1 U	10 U	1 U	1 U	40 U	0.36 U	0.36 U	0.36 U	1.8 U	1.8 U	1 U	1.8 U	1.0 U	1.0 U	1.0 U	0.0
2-HEXANONE	50 U	50 U	5,000 U	5,000 U	2,500 U	2,500 U	625 U	250 U	250 U	250 U	250 U	250 U	10 U	200 U	250 U	5 U	50 U	5 U	5 U	200 U	1.2 U	1.2 U	1.2 U	6.2 U	6.2 U	5 U	6.2 U	5.0 U	5.0 U	5.0 U	0.0
DIBROMOCHLOROMETHANE	5 U	5 U	500 U	500 U	250 U	250 U	125 U	120 U	120 U	130 U	130 U	130 U	1 U	20 U	50 U	1 U	10 U	1 U	1 U	40 U	0.32 U	0.32 U	0.32 U	1.6 U	1.6 U	1 U	1.6 U	1.0 U	1.0 U	1.0 U	0.0
CHLOROBENZENE	5 U	5 U	500 U	500 U	250 U	250 U	125 U	120 U	120 U	130 U	130 U	130 U	1 U	20 U	50 U	1 U	10 U	1 U	1 U	40 U	0.32 U	0.75 U	0.75 U	3.8 U	3.8 U	1 U	3.8 U	1.0 U	1.0 U	1.0 U	0.0
ETHYLBENZENE	5 U	5 U	500 U	500 U	250 U	250 U	125 U	120 U	120 U	130 U	130 U	130 U	1 U	20 U	50 U	1 U	10 U	1 U	1 U	40 U	0.18 U	0.74 U	0.74 U	3.7 U	3.7 U	1 U	3.7 U	1.0 U	1.0 U	1.0 U	0.0
P-XYLENE/M-XYLENE	5 U	5 U	500 U	500 U	250 U	250 U	125 U	120 U	120 U	130 U	130 U	130 U	1 U	20 U	150 U	3 U	30 U	2 U	2 U	120 U	0.66 U	0.66 U	0.66 U	3.3 U	3.3 U	2 U	3.3 U	2.0 U	2.0 U	2.0 U	0.0
O-XYLENE	5 U	5 U	500 U	500 U	250 U	250 U	125 U	120 U	120 U	130 U	130 U	130 U	1 U	20 U	50 U	1 U	10 U	1 U	1 U	40 U	0.36 U	0.76 U	0.76 U	3.8 U	3.8 U	1 U	3.8 U	1.0 U	1.0 U	1.0 U	0.0
STYRENE	5 U	5 U	500 U	500 U	250 U	250 U	125 U	120 U	120 U	130 U	130 U	130 U	1 U	20 U	50 U	1 U	10 U	1 U	1 U	40 U	0.18 U	0.73 U	0.73 U	3.7 U	3.7 U	1 U	3.7 U	1.0 U	1.0 U	1.0 U	0.0
BROMOFORM	5 U	5 U	500 U	500 U	250 U	250 U	125 U	120 U	120 U	130 U	130 U	130 U	1 U	20 U	50 U	1 U	10 U	1 U	1 U	40 U	0.26 U	0.26 U	0.26 U	1.3 U	1.3 U	1 U	1.3 U	1.0 U	1.0 U	1.0 U	0.0
1 1 2 2-TETRACHLOROETHANE	5 U	5 U	500 U	500 U	250 U	250 U	125 U	120 U	120 U	130 U	130 U	130 U	1 U	20 U	50 U	1 U	10 U	1 U	1 U	40 U	0.21 U	0.21 U	0.21 U	1.1 U	1.1 U	1 U	1.1 U	1.0 U	1.0 U	1.0 U	0.0

This well was not sampled on the following dates: April and October 1994; April, July and October 1995; April and July 1996; January, April and July 1997, April 1998 and 2006.

WELL NUMBER EW-3
ANALYTICAL SAMPLING RESULTS
(Concentrations in µg/L)

ANALYTE	Apr-93	Jul-93	Oct-93	Jan-94	Jul-94	Jan-95	Jan-96	Oct-96	Oct-97	Oct-98	Oct-99	Oct-00	Oct-01	Oct-02	Oct-03	Apr-04	Oct-04	Oct-05	Oct-06	Oct-07	Oct-08	Oct-09	Oct-10	Oct-11	Nov-12	Oct-13	Apr-14	Oct-14	May-15	Jun-15	Oct-15	AVG
CHLOROMETHANE	5 U	5 U	25 U	5 U	25 U	50 U	100 U	120 U	120 U	130 U	130 U	130 U	1 U	100 U	250 U	1 U	50 U	1 U	1 U	20 U	80 U	0.35 U	0.35 U	0.35 U	18 U	18 U	50 U	18 U	10 U	10 U	10 U	0.0
VINYL CHLORIDE	28	35	113	58	66	76	150	120 U	200	480	480	450	840	1,100	760	580	330	910	54	790	3,500	720	830	860	800	1,200	990	910	1,200	960	800	633.4
CHLOROETHANE	5 U	5 U	25 U	5 U	25 U	50 U	100 U	120 U	120 U	130 U	130 U	130 U	1 U	200 U	250 U	1 U	50 U	0.54	1 U	20 U	80 U	0.32 U	0.32 U	0.32 U	16 U	16 U	50 U	16 U	10 U	10 U	10 U	0.0
BROMOMETHANE	5 U	5 U	25 U	5 U	25 U	50 U	100 U	120 U	120 U	130 U	130 U	130 U	1 U	100 U	250 U	1 U	50 U	1 U	1 U	20 U	80 U	0.28 U	0.69 U	0.69 U	35 U	35 U	50 U	35 U	10 U	10 U	10 U	0.0
1 1-DICHLOROETHENE	5 U	5 U	25 U	5 U	25 U	50 U	100 U	120 U	120 U	130 U	130 U	130 U	11	100 U	250 U	9.8	50 U	15	2.2	12	80 U	10	8.3	8.2	15 U	15 U	50 U	15 U	5.7	6.7	10 U	2.8
ACETONE	50 U	50 U	250 U	50 U	250 U	500 U	500 U	620 U	620 U	630 U	630 U	630 U	10 U	1,000 U	1,200 U	5 U	250 U	5 U	5 U	100 U	400 U	1.3 U	3.0 U	3 U	150 U	150 U	250 U	150 U	50 U	50 U	50 U	0.0
CARBON DISULFIDE	5 U	5 U	279	6	25 U	50 U	100 U	120 U	120 U	130 U	130 U	130 U	1 U	100 U	250 U	1 U	50 U	0.54	1 U	20 U	56	0.19 U	0.19 U	0.19 U	9.5 U	9.5 U	50 U	9.5 U	10 U	10 U	10 U	10.7
METHYLENE CHLORIDE	5 U	5 U	25 U	5 U	25 U	50 U	100 U	120 U	120 U	130 U	130 U	130 U	1 U	100 U	250 U	1 U	50 U	1 U	1 U	41	80 U	0.44 U	0.44 U	0.44 U	22 U	22 U	22	22 U	10 U	10 U	10 U	2.0
TRANS-1 2-DICHLOROETHENE	5 U	5 U	25 U	5 U	25 U	50 U	100 U	120 U	120 U	130 U	130 U	130 U	43	100 U	250 U	24	16	29	4.1	17	80 U	14	13	13	45 U	45 U	50 U	45 U	9.8	8.8	8.2	6.2
1 1-DICHLOROETHANE	5 U	5 U	25 U	5	25 U	50 U	100 U	120 U	120 U	130 U	130 U	130 U	10	100 U	250 U	8.7	50 U	16	4.2	14	80 U	13	11	13	19 U	19 U	50 U	19 U	12	11	14	4.1
CIS-1 2-DICHLOROETHENE	215	208	815	270	1,140	1,380	2,300	2,800	3,400	3,700	4,300	3,200	4,900	16,000	7,000	5,300	3,800	5,800	1,000	6,000	1,700	4700	3,400	3,200	2,200	2,500	2,700	2,300	1,900	1,900	1,300	3,166.5
METHYL ETHYL KETONE	50 U	50 U	250 U	50 U	250 U	500 U	500 U	620 U	620 U	630 U	630 U	630 U	10 U	1,000 U	1,200 U	5 U	250 U	5 U	5 U	100 U	400 U	1.3 U	1.3 U	1.3 U	66 U	66 U	250 U	66 U	50 U	50 U	50 U	0.0
CHLOROFORM	5 U	5 U	25 U	5 U	25 U	50 U	100 U	120 U	120 U	130 U	130 U	130 U	1	100 U	250 U	1.9	50 U	1.9	1.1	20 U	80 U	0.78	0.99	0.93	17 U	17 U	50 U	17 U	10 U	4.3	10 U	0.4
1 1 1-TRICHLOROETHANE	5 U	5 U	25 U	8	25 U	50 U	100 U	120 U	120 U	130 U	130 U	130 U	14	100 U	250 U	25	20	44	11	28	80 U	22	19	28	41 U	41 U	50 U	41 U	15	14	17	8.3
CARBON TETRACHLORIDE	5 U	5 U	25 U	5 U	25 U	50 U	100 U	120 U	120 U	130 U	130 U	130 U	17	300 U	250 U	1 U	50 U	1 U	1 U	20 U	80 U	0.27 U	0.27 U	0.27 U	14 U	14 U	50 U	14 U	10 U	10 U	10 U	0.5
BENZENE	5 U	5 U	25 U	5 U	25 U	50 U	100 U	120 U	120 U	18 U	18 U	18 U	0.7 U	70 U	250 U	1 U	250 U	1 U	1 U	20 U	400 U	0.41 U	0.41 U	0.41 U	21 U	21 U	250 U	21 U	10 U	10 U	10 U	0.0
1 2-DICHLOROETHANE	5 U	5 U	25 U	5 U	25 U	50 U	100 U	120 U	120 U	130 U	130 U	130 U	1 U	100 U	250 U	1 U	50 U	1 U	1 U	20 U	80 U	0.21 U	0.21 U	0.21 U	11 U	11 U	50 U	11 U	10 U	10 U	10 U	0.0
TRICHLOROETHENE	28	5 U	25 U	5 U	43	50 U	930	120 U	120 U	49	130 U	130 U	20	200 U	250 U	14	21	42	38	22	80 U	16	14	13	23 U	23 U	50 U	23 U	6.0	6.5	5.5	39.6
1 2-DICHLOROPROPANE	5 U	5 U	25 U	5 U	25 U	50 U	100 U	120 U	120 U	130 U	130 U	130 U	1 U	100 U	250 U	1 U	50 U	1 U	1 U	20 U	80 U	0.32 U	0.72 U	0.72 U	36 U	36 U	50 U	36 U	10 U	10 U	10 U	0.0
BROMODICHLOROMETHANE	5 U	5 U	25 U	5 U	25 U	50 U	100 U	120 U	120 U	130 U	130 U	130 U	1 U	100 U	250 U	1 U	50 U	1 U	1 U	20 U	80 U	0.39 U	0.39 U	0.39 U	20 U	20 U	50 U	20 U	10 U	10 U	10 U	0.0
CIS-1 3-DICHLOROPROPENE	5 U	5 U	25 U	5 U	25 U	50 U	100 U	120 U	120 U	130 U	130 U	130 U	1 U	100 U	250 U	1 U	50 U	1 U	1 U	20 U	80 U	0.36 U	0.36 U	0.36 U	18 U	18 U	50 U	18 U	10 U	10 U	10 U	0.0
MIBK	50 U	50 U	250 U	50 U	250 U	500 U	500 U	250 U	250 U	250 U	250 U	250 U	10 U	1,000 U	1,200 U	5 U	250 U	5 U	5 U	100 U	400 U	0.91 U	2.1 U	2.1 U	110 U	110 U	250 U	110 U	50 U	50 U	50 U	0.0
TOLUENE	5 U	5 U	25 U	5 U	25 U	50 U	100 U	120 U	120 U	130 U	130 U	130 U	1 U	100 U	250 U	1 U	50 U	0.44	1 U	20 U	80 U	0.51 U	0.51 U	0.51 U	26 U	26 U	50 U	26 U	10 U	10 U	10 U	0.0
TRANS-1 3-DICHLOROPROPENE	5 U	5 U	25 U	5 U	25 U	50 U	100 U	120 U	120 U	130 U	130 U	130 U	1 U	100 U	250 U	1 U	50 U	1 U	1 U	20 U	80 U	0.37 U	0.37 U	0.37 U	19 U	19 U	50 U	19 U	10 U	10 U	10 U	0.0
1 1 2-TRICHLOROETHANE	5 U	5 U	25 U	5 U	25 U	50 U	100 U	120 U	120 U	130 U	130 U	130 U	1 U	100 U	250 U	1 U	50 U	1 U	1 U	20 U	80 U	0.23 U	0.23 U	0.23 U	12 U	12 U	50 U	12 U	10 U	10 U	10 U	0.0
TETRACHLOROETHENE	5 U	5 U	25 U	5 U	25 U	50 U	100 U	120 U	120 U	130 U	130 U	130 U	1 U	100 U	250 U	1 U	50 U	1 U	1 U	20 U	80 U	0.36 U	0.36 U	0.36 U	18 U	18 U	50 U	18 U	10 U	10 U	10 U	0.0
2-HEXANONE	50 U	50 U	250 U	50 U	250 U	500 U	500 U	250 U	250 U	250 U	250 U	250 U	10 U	1000 U	1,200 U	5 U	250 U	5 U	5 U	100 U	400 U	1.2 U	1.2 U	1.2 U	62 U	62 U	250 U	62 U	50 U	50 U	50 U	0.0
DIBROMOCHLOROMETHANE	5 U	5 U	25 U	5 U	25 U	50 U	100 U	120 U	120 U	130 U	130 U	130 U	1 U	100 U	250 U	1 U	50 U	1 U	1 U	20 U	80 U	0.32 U	0.32 U	0.32 U	16 U	16 U	50 U	16 U	10 U	10 U	10 U	0.0
CHLOROBENZENE	5 U	5 U	25 U	5 U	25 U	50 U	100 U	120 U	120 U	130 U	130 U	130 U	1 U	100 U	250 U	1 U	50 U	1 U	1 U	20 U	80 U	0.32 U	0.75 U	0.75 U	38 U	38 U	50 U	38 U	10 U	10 U	10 U	0.0
ETHYLBENZENE	5 U	5 U	25 U	5 U	25 U	50 U	100 U	120 U	120 U	130 U	130 U	130 U	1 U	100 U	250 U	1 U	50 U	1 U	1 U	20 U	80 U	0.18 U	0.74 U	0.74 U	37 U	37 U	50 U	37 U	10 U	10 U	10 U	0.0
P-XYLENE/M-XYLENE	5 U	5 U	25 U	5 U	25 U	50 U	100 U	120 U	120 U	130 U	130 U	130 U	1 U	100 U	750 U	3 U	150 U	2 U	2 U	60 U	240 U	0.66 U	0.66 U	0.66 U	33 U	33 U	100 U	33 U	20 U	20 U	20 U	0.0
O-XYLENE	5 U	5 U	25 U	5 U	25 U	50 U	100 U	120 U	120 U	130 U	130 U	130 U	1 U	100 U	250 U	1 U	50 U	1 U	1 U	20 U	80 U	0.36 U	0.76 U	0.76 U	38 U	38 U	50 U	38 U	10 U	10 U	10 U	0.0
STYRENE	5 U	5 U	25 U	5 U	25 U	50 U	100 U	120 U	120 U	130 U	130 U	130 U	1 U	100 U	250 U	1 U	50 U	1 U	1 U	20 U	80 U	0.18 U	0.73 U	0.73 U	37 U	37 U	50 U	37 U	10 U	10 U	10 U	0.0
BROMOFORM	5 U	5 U	25 U	5 U	25 U	50 U	100 U	120 U	120 U	130 U	130 U	130 U	1 U	100 U	250 U	1 U	50 U	1 U	1 U	20 U	80 U	0.26 U	0.26 U	0.26 U	13 U	13 U	50 U	13 U	10 U	10 U	10 U	0.0
1 1 2 2-TETRACHLOROETHANE	5 U	5 U	25 U	5 U	25 U	50 U	100 U	120 U	120 U	130 U	130 U	130 U	1 U	100 U	250 U	1 U	50 U	1 U	1 U	20 U	80 U	0.21 U	0.21 U	0.21 U	11 U	11 U	50 U	11 U	10 U	10 U	10 U	0.0

This well was not sampled on the following dates: April and October 1994; April, July and October 1995; April and July 1996; January, April and July 1997; and April 1998.

WELL NUMBER EW-4
ANALYTICAL SAMPLING RESULTS
(Concentrations in µg/L)

ANALYTE	Apr-93	Jul-93	Oct-93	Jan-94	Jul-94	Jan-95	Jan-96	Oct-96	Oct-97	Oct-98	Oct-99	Oct-00	Oct-01	Oct-02	Oct-03	Apr-04	Oct-04	Oct-05	Oct-06	Oct-07	Oct-08	Oct-09	Oct-10	Oct-11	Nov-12	Oct-13	Apr-14	Oct-14	May-15	Oct-15	AVG
CHLOROMETHANE	5 U	5 U	5 U	5 U	5 U	25 U	25 U	25 U	25 U	1 U	1 U	25 U	1 U	100 U	40 U	20 U	1 U	10 U	1 U	10 U	10 U	0.35 U	0.35 U	0.35 U	0.70 U	0.70 U	2 U	0.35 U	1.0 U	1.0 U	0.0
VINYL CHLORIDE	16	23	67	25	34	43	60	38	57	29	71	71	190	410	170	140	130	210	130	140	240	160	230	130	97	110	83	65	57	56	109.4
CHLOROETHANE	5 U	5 U	5 U	5 U	5 U	25 U	25 U	25 U	25 U	1 U	1 U	25 U	1 U	200 U	40 U	20 U	1 U	10 U	1 U	10 U	10 U	0.32 U	0.32 U	0.32 U	0.64 U	0.64 U	2 U	0.32 U	1.0 U	1.0 U	0.0
BROMOMETHANE	5 U	5 U	5 U	5 U	5 U	25 U	25 U	25 U	25 U	1 U	1 U	25 U	1 U	100 U	40 U	20 U	1 U	10 U	1 U	10 U	10 U	0.28 U	0.69 U	0.69 U	1.4 U	1.4 U	2 U	0.69 U	1.0 U	1.0 U	0.0
1 1-DICHLOROETHENE	5 U	5 U	5 U	5 U	5 U	25 U	25 U	25 U	25 U	1 U	1 U	25 U	1 U	100 U	40 U	20 U	1.2	10 U	2.7	10 U	10 U	2.8	2.3	1.9	0.93	0.58 U	2 U	0.29 U	1.0 U	1.0 U	0.4
ACETONE	50 U	50 U	50 U	50 U	50 U	250 U	125 U	120 U	120 U	10 U	10 U	130 U	10 U	1,000 U	200 U	100 U	5 U	50 U	5 U	50 U	50 U	1.3 U	3.0 U	3 U	6.0 U	6.0 U	10 U	3.0 U	5.0 U	5.0 U	0.0
CARBON DISULFIDE	5 U	5 U	5 U	5 U	5 U	25 U	25 U	25 U	25 U	1 U	1 U	25 U	1 U	100 U	40 U	20 U	1 U	10 U	1 U	10 U	4.7	0.19 U	0.19 U	0.19 U	0.38 U	0.38 U	2 U	0.19 U	0.53	2.4	0.3
METHYLENE CHLORIDE	5 U	5 U	5 U	5 U	5 U	25 U	25 U	25 U	25 U	1 U	1 U	25 U	1 U	100 U	40 U	20 U	1 U	10 U	1 U	19	10 U	0.44 U	0.44 U	0.44 U	0.88 U	0.88 U	2 U	0.44 U	1.0 U	1.0 U	0.6
TRANS-1 2-DICHLOROETHENE	5 U	5 U	5 U	5 U	5 U	25 U	25 U	25 U	25 U	1 U	1 U	25 U	6	100 U	40 U	20 U	4.5	8.5	4.2	10 U	52	4.9	5.3	5.0	2.0	2.1	2 U	1.2	1.1	1.3	3.3
1 1-DICHLOROETHANE	5 U	5 U	5 U	5 U	5 U	25 U	25 U	25 U	25 U	1 U	1 U	25 U	3	100 U	40 U	20 U	1.8	10 U	2.7	10 U	10 U	3	3.8	4.7	1.9	1.8	1.3	0.83	1.1	1.1	0.9
CIS-1 2-DICHLOROETHENE	121	156	654	173	488	628	340	200	210	130	120	270	770	5,100	990	860	480	980	990	520	1,900	1,400	1,200	820	130	96	70	37	27	34	663.1
METHYL ETHYL KETONE	50 U	50 U	50 U	50 U	50 U	250 U	125 U	120 U	120 U	10 U	10 U	130 U	10 U	1,000 U	200 U	100 U	5 U	50 U	5 U	50 U	50 U	1.3 U	1.3 U	1.3 U	2.6 U	2.6 U	10 U	1.3 U	5.0 U	5.0 U	0.0
CHLOROFORM	5 U	5 U	5 U	5 U	5 U	25 U	25 U	25 U	25 U	1 U	1 U	25 U	1 U	100 U	40 U	20 U	0.47	10 U	0.51	10 U	10 U	0.34 U	0.67	0.52	0.68 U	0.68 U	2 U	0.34 U	1.0 U	1.0 U	0.1
1 1 1-TRICHLOROETHANE	5 U	5 U	5	5 U	5 U	25 U	25 U	25 U	25 U	1 U	1 U	25 U	2	100 U	40 U	20 U	2.4	4.3	4.6	10 U	5.9	4.8	5.5	13	2.9	2.3	1.7	1.2	0.85	1.1	1.9
CARBON TETRACHLORIDE	5 U	5 U	5 U	5 U	5 U	25 U	25 U	25 U	25 U	1 U	1 U	25 U	15	300 U	40 U	20 U	1 U	10 U	1 U	10 U	10 U	0.27 U	0.27 U	0.27 U	0.54 U	0.54 U	2 U	0.27 U	1.0 U	1.0 U	0.5
BENZENE	5 U	5 U	5 U	5 U	5 U	25 U	25 U	25 U	25 U	0.7 U	0.7 U	4 U	0.7 U	70 U	200 U	20 U	1 U	10 U	1 U	10 U	10 U	0.41 U	0.41 U	0.41 U	0.82 U	0.82 U	2 U	0.41 U	1.0 U	1.0 U	0.0
1 2-DICHLOROETHANE	5 U	5 U	5 U	5 U	5 U	25 U	25 U	25 U	25 U	1 U	1 U	25 U	1 U	100 U	40 U	20 U	1 U	10 U	1 U	10 U	10 U	0.21 U	0.21 U	0.21 U	0.42 U	0.42 U	2 U	0.21 U	1.0 U	1.0 U	0.0
TRICHLOROETHENE	5 U	5 U	28	5 U	21	25 U	25 U	25 U	25 U	11	1	25 U	5	200 U	40 U	20 U	2	4.5	6.5	10 U	8.2	6.3	3.5	6.2	1.2	1.2	2 U	0.57	0.41	0.77	3.6
1 2-DICHLOROPROPANE	5 U	5 U	5 U	5 U	5 U	25 U	25 U	25 U	25 U	1 U	1 U	25 U	1 U	100 U	40 U	20 U	1 U	10 U	1 U	10 U	10 U	0.32 U	0.72 U	0.72 U	1.4 U	1.4 U	2 U	0.72 U	1.0 U	1.0 U	0.0
BROMODICHLOROMETHANE	5 U	5 U	5 U	5 U	5 U	25 U	25 U	25 U	25 U	1 U	1 U	25 U	1 U	100 U	40 U	20 U	1 U	10 U	1 U	10 U	10 U	0.39 U	0.39 U	0.39 U	0.78 U	0.78 U	2 U	0.39 U	1.0 U	1.0 U	0.0
CIS-1 3-DICHLOROPROPENE	5 U	5 U	5 U	5 U	5 U	25 U	25 U	25 U	25 U	1 U	1 U	25 U	1 U	100 U	40 U	20 U	1 U	10 U	1 U	10 U	10 U	0.36 U	0.36 U	0.36 U	0.72 U	0.72 U	2 U	0.36 U	1.0 U	1.0 U	0.0
MIBK	50 U	50 U	50 U	50 U	50 U	250 U	125 U	50 U	50 U	10 U	10 U	50 U	10 U	1,000 U	200 U	100 U	5 U	50 U	5 U	50 U	50 U	0.91 U	2.1 U	2.1 U	4.2 U	4.2 U	10 U	2.1 U	5.0 U	5.0 U	0.0
TOLUENE	5 U	5 U	5 U	5 U	5 U	25 U	25 U	25 U	25 U	1 U	1 U	25 U	1 U	100 U	40 U	20 U	1 U	10 U	1 U	10 U	10 U	0.51 U	0.51 U	0.51 U	1.0 U	1.0 U	2 U	0.51 U	1.0 U	1.0 U	0.0
TRANS-1 3-DICHLOROPROPENE	5 U	5 U	5 U	5 U	5 U	25 U	25 U	25 U	25 U	1 U	1 U	25 U	1 U	100 U	40 U	20 U	1 U	10 U	1 U	10 U	10 U	0.37 U	0.37 U	0.37 U	0.74 U	0.74 U	2 U	0.37 U	1.0 U	1.0 U	0.0
1 1 2-TRICHLOROETHANE	5 U	5 U	5 U	5 U	5 U	25 U	25 U	25 U	25 U	1 U	1 U	25 U	1 U	100 U	40 U	20 U	1 U	10 U	1 U	10 U	10 U	0.23 U	0.23 U	0.23 U	0.46 U	0.46 U	2 U	0.23 U	1.0 U	1.0 U	0.0
TETRACHLOROETHENE	5 U	5 U	5 U	5 U	5 U	25 U	25 U	25 U	25 U	1 U	1 U	25 U	1 U	100 U	40 U	20 U	1 U	10 U	1 U	10 U	10 U	0.36 U	0.36 U	0.36 U	0.72 U	0.72 U	2 U	0.36 U	1.0 U	1.0 U	0.0
2-HEXANONE	50 U	50 U	50 U	50 U	50 U	250 U	125 U	50 U	50 U	10 U	10 U	50 U	10 U	1,000 U	200 U	100 U	5 U	50 U	5 U	50 U	50 U	1.2 U	1.2 U	1.2 U	2.5 U	2.5 U	10 U	1.2 U	5.0 U	5.0 U	0.0
DIBROMOCHLOROMETHANE	5 U	5 U	5 U	5 U	5 U	25 U	25 U	25 U	25 U	1 U	1 U	25 U	1 U	100 U	40 U	20 U	1 U	10 U	1 U	10 U	10 U	0.32 U	0.32 U	0.32 U	0.64 U	0.64 U	2 U	0.32 U	1.0 U	1.0 U	0.0
CHLOROBENZENE	5 U	5 U	5 U	5 U	5 U	25 U	25 U	25 U	25 U	1 U	1 U	25 U	1 U	100 U	40 U	20 U	1 U	10 U	1 U	10 U	10 U	0.32 U	0.75 U	0.75 U	1.5 U	1.5 U	2 U	0.75 U	1.0 U	1.0 U	0.0
ETHYLBENZENE	5 U	5 U	5 U	5 U	5 U	25 U	25 U	25 U	25 U	1 U	1 U	25 U	1 U	100 U	40 U	20 U	1 U	10 U	1 U	10 U	10 U	0.18 U	0.74 U	0.74 U	1.5 U	1.5 U	2 U	0.74 U	1.0 U	1.0 U	0.0
P-XYLENE/M-XYLENE	5 U	5 U	5 U	5 U	5 U	25 U	25 U	25 U	25 U	1 U	1 U	25 U	1 U	100 U	120 U	60 U	3 U	20 U	2 U	30 U	30 U	0.66 U	0.66 U	0.66 U	1.3 U	1.3 U	4 U	0.66 U	2.0 U	2.0 U	0.0
O-XYLENE	5 U	5 U	5 U	5 U	5 U	25 U	25 U	25 U	25 U	1 U	1 U	25 U	1 U	100 U	40 U	20 U	1 U	10 U	1 U	10 U	10 U	0.36 U	0.76 U	0.76 U	1.5 U	1.5 U	2 U	0.76 U	1.0 U	1.0 U	0.0
STYRENE	5 U	5 U	5 U	5 U	5 U	25 U	25 U	25 U	25 U	1 U	1 U	25 U	1 U	100 U	40 U	20 U	1 U	10 U	1 U	10 U	10 U	0.18 U	0.73 U	0.73 U	1.5 U	1.5 U	2 U	0.73 U	1.0 U	1.0 U	0.0
BROMOFORM	5 U	5 U	5 U	5 U	5 U	25 U	25 U	25 U	25 U	1 U	1 U	25 U	1 U	100 U	40 U	20 U	1 U	10 U	1 U	10 U	10 U	0.26 U	0.26 U	0.26 U	0.52 U	0.52 U	2 U	0.26 U	1.0 U	1.0 U	0.0
1 1 2 2-TETRACHLOROETHANE	5 U	5 U	5 U	5 U	5 U	25 U	25 U	25 U	25 U	1 U	1 U	25 U	1 U	100 U	40 U	20 U	1 U	10 U	1 U	10 U	10 U	0.21 U	0.21 U	0.21 U	0.42 U	0.42 U	2 U	0.21 U	1.0 U	1.0 U	0.0

This well was not sampled on the following dates: April and October 1994; April, July and October 1995; April and July 1996; January, April and July 1997; and April 1998.

WELL NUMBER EW-5
ANALYTICAL SAMPLING RESULTS
(Concentrations in µg/L)

ANALYTE	Apr-93	Jul-93	Oct-93	Jan-94	Jul-94	Jan-95	Jan-96	Oct-96	Oct-97	Oct-98	Oct-99	Oct-00	Oct-01	Oct-02	Oct-03	Apr-04	Oct-04	Oct-05	Oct-06	Oct-07	Oct-08	Oct-09	Oct-10	Oct-12	Nov-12	Oct-13	Apr-14	Oct-14	May-15	Jun-15	Oct-15	AVG
CHLOROMETHANE	5 U	5 U	25 U	250 U	25 U	25 U	25 U	5 U	5 U	1 U	1 U	5 U	1 U	50 U	40 U	20 U	1 U	1 U	1 U	4 U	4 U	0.35 U	0.35 U	0.35 U	1.8 U	1.8 U	5 U	1.8 U	10 U	5 U	2 U	0.0
VINYL CHLORIDE	153	85	157	250 U	45	66	83	46	48	42	48	40	130	210	230	260	260	330	270	38	280	300	220	240	150	81	430	430	1,000	500	230	206.5
CHLOROETHANE	5 U	5 U	25 U	250 U	25 U	25 U	25 U	5 U	5 U	1 U	1 U	5 U	1 U	100 U	40 U	20 U	1 U	1 U	1 U	4 U	4 U	0.32 U	0.32 U	0.32 U	1.6 U	1.6 U	5 U	1.6 U	10 U	5 U	2 U	0.0
BROMOMETHANE	5 U	5 U	25 U	250 U	25 U	25 U	25 U	5 U	5 U	1 U	1 U	5 U	1 U	50 U	40 U	20 U	1 U	1 U	1 U	4 U	4 U	0.28 U	0.69 U	0.69 U	3.5 U	3.5 U	5 U	3.5 U	10 U	5 U	2 U	0.0
1 1-DICHLOROETHENE	26	10	25 U	250 U	25 U	25 U	25 U	5 U	5 U	2	1	5 U	1 U	50 U	40 U	20 U	2.6	2.8	4	4 U	4 U	2.6	1.9	2.6	1.5 U	1.5 U	1.5	1.5 U	10 U	5 U	2 U	1.8
ACETONE	50 U	50 U	250 U	2500 U	250 U	250 U	125 U	25 U	25 U	10 U	10 U	25 U	10 U	500 U	200 U	100 U	5 U	5 U	5 U	20 U	20 U	1.3 U	3.0 U	3 U	15 U	15 U	25 U	15 U	50 U	50 U	10 U	0.0
CARBON DISULFIDE	5 U	5 U	797	250 U	25 U	25 U	25 U	5 U	5 U	1 U	4	5 U	8	50 U	11	20 U	1 U	0.77	1 U	4 U	3.7	0.19 U	0.19 U	0.19 U	0.95 U	0.95 U	5 U	0.95 U	10 U	5 U	6.4	26.8
METHYLENE CHLORIDE	5 U	5 U	25 U	250 U	25 U	25 U	25 U	5 U	5 U	1 U	1 U	5 U	1 U	50 U	40 U	20 U	1 U	1 U	1 U	4 U	4 U	0.44 U	0.44 U	0.44 U	2.2 U	2.2 U	5 U	2.2 U	10 U	5 U	2 U	0.0
TRANS-1 2-DICHLOROETHENE	7	5 U	25 U	250 U	25 U	25 U	25 U	5 U	5 U	1	1 U	5 U	1 U	50 U	40 U	20 U	3.1	5.2	6.2	4 U	6.6	7	6.0	7.3	4.5 U	4.5 U	5 U	4.5 U	10	4.3	2.8	2.1
1 1-DICHLOROETHANE	5 U	5 U	25 U	250 U	25 U	25 U	25 U	5 U	5 U	1 U	1 U	5 U	1 U	50 U	40 U	20 U	1.6	1.9	2.8	4 U	4 U	3	2.6	4.2	2.1	1.9 U	5.4	4.5	10	5.2	2.6	1.5
CIS-1 2-DICHLOROETHENE	655	315	1,410	724	591	674	270	120	110	83	79	78	250	1,100	880	940	710	840	1,200	270	1,400	1100	590	800	200	390	470	400	1,600	450	140	607.7
METHYL ETHYL KETONE	50 U	50 U	250 U	2500 U	250 U	250 U	125 U	73	25 U	10 U	10 U	25 U	10 U	500 U	200 U	100 U	5 U	5 U	5 U	20 U	20 U	1.3 U	1.3 U	1.3 U	6.6 U	6.6 U	25 U	6.6 U	50 U	25 U	10 U	2.4
CHLOROFORM	5 U	5 U	25 U	250 U	25 U	25 U	25 U	5 U	5 U	1 U	1 U	5 U	1 U	50 U	40 U	20 U	0.41	0.43	0.56	4 U	4 U	0.53	0.6	0.67	1.7 U	1.7 U	5 U	1.7 U	6.5	2.8	2 U	0.4
1 1 1-TRICHLOROETHANE	5 U	5 U	25 U	250 U	25 U	25 U	25 U	5 U	5 U	1 U	1 U	5 U	1 U	50 U	40 U	20 U	2.8	2.9	5.2	4 U	5.6	5.4	4.7	14	4.4	4.1 U	4.3	4.2	11	4.2	1.5	2.3
CARBON TETRACHLORIDE	5 U	5 U	25 U	250 U	25 U	25 U	25 U	5 U	5 U	1 U	1 U	5 U	14	150 U	40 U	20 U	1 U	1 U	1 U	4 U	4 U	0.27 U	0.27 U	0.27 U	1.4 U	1.4 U	5 U	1.4 U	10 U	5 U	2 U	0.5
BENZENE	5 U	5 U	25 U	250 U	25 U	25 U	25 U	5 U	5 U	0.7 U	0.7 U	0.7 U	0.7 U	35 U	200 U	20 U	1 U	1 U	1 U	4 U	4 U	0.41 U	0.41 U	0.41 U	2.1 U	2.1 U	5 U	2.1 U	10 U	5 U	2 U	0.0
1 2-DICHLOROETHANE	5 U	5 U	25 U	250 U	25 U	25 U	25 U	5 U	5 U	1 U	1 U	5 U	1 U	50 U	40 U	20 U	1 U	1 U	1 U	4 U	4 U	0.21 U	0.21 U	0.21 U	1.1 U	1.1 U	5 U	1.1 U	10 U	5 U	2 U	0.0
TRICHLOROETHENE	5 U	5 U	59	250 U	25 U	25 U	25 U	5 U	5 U	1	1 U	5 U	5	100 U	40 U	20 U	3	3.7	6.5	4 U	5.1	5.6	2.5	3.0	2.3 U	2.3 U	5 U	2.3 U	5.6	2.4	1.2	3.3
1 2-DICHLOROPROPANE	5 U	5 U	25 U	250 U	25 U	25 U	25 U	5 U	5 U	1 U	1 U	5 U	1 U	50 U	40 U	20 U	1 U	1 U	1 U	4 U	4 U	0.32 U	0.72 U	0.72 U	3.6 U	3.6 U	5 U	3.6 U	10 U	5 U	2 U	0.0
BROMODICHLOROMETHANE	5 U	5 U	25 U	250 U	25 U	25 U	25 U	5 U	5 U	1 U	1 U	5 U	1 U	50 U	40 U	20 U	1 U	1 U	1 U	4 U	4 U	0.39 U	0.39 U	0.39 U	2.0 U	2.0 U	5 U	2.0 U	10 U	5 U	2 U	0.0
CIS-1 3-DICHLOROPROPENE	5 U	5 U	25 U	250 U	25 U	25 U	25 U	5 U	5 U	1 U	1 U	5 U	1 U	50 U	40 U	20 U	1 U	1 U	1 U	4 U	4 U	0.36 U	0.36 U	0.36 U	1.8 U	1.8 U	5 U	1.8 U	10 U	5 U	2 U	0.0
MIBK	50 U	50 U	250 U	2500 U	250 U	250 U	125 U	10 U	10 U	10 U	10 U	10 U	10 U	500 U	200 U	100 U	5 U	5 U	5 U	20 U	20 U	0.91 U	2.1 U	2.1 U	11 U	11 U	25 U	11 U	50 U	25 U	10 U	0.0
TOLUENE	5 U	5 U	25 U	250 U	25 U	25 U	25 U	5 U	5 U	1 U	1 U	5 U	1 U	50 U	40 U	20 U	1 U	1 U	1 U	4 U	4 U	0.51 U	0.51 U	0.51 U	2.6 U	2.6 U	5 U	2.6U	10 U	5 U	2 U	0.0
TRANS-1 3-DICHLOROPROPENE	5 U	5 U	25 U	250 U	25 U	25 U	25 U	5 U	5 U	1 U	1 U	5 U	1 U	50 U	40 U	20 U	1 U	1 U	1 U	4 U	4 U	0.37 U	0.37 U	0.37 U	1.9 U	1.9 U	5 U	1.9 U	10 U	5 U	2 U	0.0
1 1 2-TRICHLOROETHANE	5 U	5 U	25 U	250 U	25 U	25 U	25 U	5 U	5 U	1 U	1 U	5 U	1 U	50 U	40 U	20 U	1 U	1 U	1 U	4 U	4 U	0.23 U	0.23 U	0.23 U	1.2 U	1.2 U	5 U	1.2 U	10 U	5 U	2 U	0.0
TETRACHLOROETHENE	5 U	5 U	25 U	250 U	25 U	25 U	25 U	5 U	5 U	1 U	1 U	5 U	1 U	50 U	40 U	20 U	1 U	1 U	1 U	4 U	4 U	0.36 U	0.36 U	0.36 U	1.8 U	1.8 U	5 U	1.8 U	10 U	5 U	2 U	0.0
2-HEXANONE	50 U	50 U	250 U	2500 U	250 U	250 U	125 U	10 U	10 U	10 U	10 U	10 U	10 U	500 U	200 U	100 U	5 U	5 U	5 U	20 U	20 U	1.2 U	1.2 U	1.2 U	6.2 U	6.2 U	25 U	6.2 U	50 U	25 U	10 U	0.0
DIBROMOCHLOROMETHANE	5 U	5 U	25 U	250 U	25 U	25 U	25 U	5 U	5 U	1 U	1 U	5 U	1 U	50 U	40 U	20 U	1 U	1 U	1 U	4 U	4 U	0.32 U	0.32 U	0.32 U	1.6 U	1.6 U	5 U	1.6 U	10 U	5 U	2 U	0.0
CHLOROBENZENE	5 U	5 U	25 U	250 U	25 U	25 U	25 U	5 U	5 U	1 U	1 U	5 U	1 U	50 U	40 U	20 U	1 U	1 U	1 U	4 U	4 U	0.32 U	0.75 U	0.75 U	3.8 U	3.8 U	5 U	3.8 U	10 U	5 U	2 U	0.0
ETHYLBENZENE	5 U	5 U	25 U	250 U	25 U	25 U	25 U	5 U	5 U	1 U	1 U	5 U	1 U	50 U	40 U	20 U	1 U	1 U	1 U	4 U	4 U	0.18 U	0.74 U	0.74 U	3.7 U	3.7 U	5 U	3.7 U	10 U	5 U	2 U	0.0
P-XYLENE/M-XYLENE	5 U	5 U	25 U	250 U	25 U	25 U	25 U	5 U	5 U	1 U	1 U	5 U	1 U	50 U	120 U	60 U	3 U	2 U	2 U	12 U	12 U	0.66 U	0.66 U	0.66 U	3.3 U	3.3 U	10 U	3.3 U	20 U	10 U	4 U	0.0
O-XYLENE	5 U	5 U	25 U	250 U	25 U	25 U	25 U	5 U	5 U	1 U	1 U	5 U	1 U	50 U	40 U	20 U	1 U	1 U	1 U	4 U	4 U	0.36 U	0.76 U	0.76 U	3.8 U	3.8 U	5 U	3.8 U	10 U	5 U	2 U	0.0
STYRENE	5 U	5 U	25 U	250 U	25 U	25 U	25 U	5 U	5 U	1 U	1 U	5 U	1 U	50 U	40 U	20 U	1 U	1 U	1 U	4 U	4 U	0.18 U	0.73 U	0.73 U	3.7 U	3.7 U	5 U	3.7 U	10 U	5 U	2 U	0.0
BROMOFORM	5 U	5 U	25 U	250 U	25 U	25 U	25 U	5 U	5 U	1 U	1 U	5 U	1 U	50 U	40 U	20 U	1 U	1 U	1 U	4 U	4 U	0.26 U	0.26 U	0.26 U	1.3 U	1.3 U	5 U	1.3 U	10 U	5 U	2 U	0.0
1 1 2 2-TETRACHLOROETHANE	5 U	5 U	25 U	250 U	25 U	25 U	25 U	5 U	5 U	1 U	1 U	5 U	1 U	50 U	40 U	20 U	1 U	1 U	1 U	4 U	4 U	0.21 U	0.21 U	0.21 U	1.1 U	1.1 U	5 U	1.1 U	10 U	5 U	2 U	0.0

This well was not sampled on the following dates: April and October 1994; April, July and October 1995; April and July 1996; January, April and July 1997; and April 1998.

WELL NUMBER EW-6
ANALYTICAL SAMPLING RESULTS
(Concentrations in µg/L)

ANALYTE	Apr-93	Jul-93	Oct-93	Jan-94	Jul-94	Jan-95	Feb-96	Apr-96	Jul-96	Oct-96	Jan-97	Apr-97	Jul-97	Oct-97	Apr-98	Oct-98	Oct-99	Oct-00	Oct-01
CHLOROMETHANE	5 U	5 U	5 U	5 U	5 U	5 U	5 U	5 U	5 U	5 U	5 U	0.5 U	0.5 U	0.5 U	1 U	1 U	1 U	1 U	1 U
VINYL CHLORIDE	24	24	51	24	25	32	52	34	15	15	48	10	10	25	11	11	38	1 U	1 U
CHLOROETHANE	5 U	5 U	5 U	5 U	5 U	5 U	5 U	5 U	5 U	5 U	5 U	0.5 U	0.5 U	0.5 U	1 U	1 U	1 U	1 U	1 U
BROMOMETHANE	5 U	5 U	5 U	5 U	5 U	5 U	5 U	5 U	5 U	5 U	5 U	0.5 U	0.5 U	0.5 U	1 U	1 U	1 U	1 U	1 U
1 1-DICHLOROETHENE	5 U	5 U	5 U	5 U	5 U	5 U	5 U	5 U	5 U	5 U	5 U	0.5 U	0.5 U	0.5 U	1 U	1 U	1 U	1 U	1 U
ACETONE	50 U	50 U	50 U	50 U	50 U	50 U	25 U	25 U	25 U	25 U	25 U	10 U	10 U	10 U	10 U	10 U	10 U	10 U	10 U
CARBON DISULFIDE	5 U	5 U	5 U	5 U	5 U	5 U	5 U	5 U	5 U	5 U	5 U	0.7	0.5 U	0.5 U	1	1 U	1 U	1 U	1 U
METHYLENE CHLORIDE	5 U	5 U	5 U	5 U	14	5 U	5 U	5 U	5 U	5 U	5 U	0.5 U	0.5 U	0.5 U	2 U	1 U	1 U	1 U	1 U
TRANS-1 2-DICHLOROETHENE	5 U	5 U	5 U	5 U	5 U	5 U	5 U	5 U	5 U	5 U	5 U	0.5 U	0.5 U	0.5 U	1 U	1 U	1 U	1 U	1 U
1 1-DICHLOROETHANE	5 U	5 U	5 U	5 U	5 U	5 U	5 U	5 U	5 U	5 U	5 U	0.5 U	0.5 U	0.5 U	1 U	1 U	1 U	1 U	1 U
CIS-1 2-DICHLOROETHENE	119	113	508	136	204	235	140	115	69	59	470	35	34	63	33	32	33	71	4
METHYL ETHYL KETONE	50 U	50 U	50 U	50 U	50 U	50 U	25 U	25 U	25 U	25 U	25 U	10 U	10 U	10 U	10 U	10 U	10 U	10 U	10 U
CHLOROFORM	5 U	5 U	5 U	5 U	5 U	5 U	5 U	5 U	5 U	5 U	5 U	0.5 U	0.5 U	0.5 U	1 U	1 U	1 U	1 U	1 U
1 1 1-TRICHLOROETHANE	5 U	5 U	5 U	5 U	5 U	5 U	5 U	5 U	5 U	5 U	6	0.5 U	0.5 U	0.5 U	1 U	1 U	1 U	1 U	1 U
CARBON TETRACHLORIDE	5 U	5 U	5 U	5 U	5 U	5 U	5 U	5 U	5 U	5 U	5 U	0.5 U	0.5 U	0.5 U	1 U	1 U	1 U	1 U	1 U
BENZENE	5 U	5 U	5 U	5 U	5 U	5 U	5 U	5 U	5 U	5 U	5 U	0.5 U	0.5 U	0.5 U	0.7 U	0.7 U	0.7 U	0.7 U	0.7 U
1 2-DICHLOROETHANE	5 U	5 U	5 U	5 U	5 U	5 U	5 U	5 U	5 U	5 U	5 U	0.5 U	0.5 U	0.5 U	1 U	1 U	1 U	1 U	1 U
TRICHLOROETHENE	5 U	5 U	6	7	5 U	5 U	5 U	12	5 U	5 U	22	0.7	0.5 U	0.5 U	1 U	1 U	1 U	1 U	1 U
1 2-DICHLOROPROPANE	5 U	5 U	5 U	5 U	5 U	5 U	5 U	5 U	5 U	5 U	5 U	0.5 U	0.5 U	0.5 U	1 U	1 U	1 U	1 U	1 U
BROMODICHLOROMETHANE	5 U	5 U	5 U	5 U	5 U	5 U	5 U	5 U	5 U	5 U	5 U	0.5 U	0.5 U	0.5 U	1 U	1 U	1 U	1 U	1 U
CIS-1 3-DICHLOROPROPENE	5 U	5 U	5 U	5 U	5 U	5 U	5 U	5 U	5 U	5 U	5 U	0.5 U	0.5 U	0.5 U	1 U	1 U	1 U	1 U	1 U
MIBK	50 U	50 U	50 U	50 U	50 U	50 U	25 U	10 U	10 U	10 U	10 U	10 U	10 U	10 U	10 U	10 U	10 U	10 U	10 U
TOLUENE	5 U	5 U	5 U	5 U	5 U	5 U	5 U	5 U	5 U	5 U	5 U	0.5 U	0.5 U	0.5 U	1 U	1 U	1 U	1 U	1 U
TRANS-1 3-DICHLOROPROPENE	5 U	5 U	5 U	5 U	5 U	5 U	5 U	5 U	5 U	5 U	5 U	0.5 U	0.5 U	0.5 U	1 U	1 U	1 U	1 U	1 U
1 1 2-TRICHLOROETHANE	5 U	5 U	5 U	5 U	5 U	5 U	5 U	5 U	5 U	5 U	5 U	0.5 U	0.5 U	0.5 U	1 U	1 U	1 U	1 U	1 U
TETRACHLOROETHENE	5 U	5 U	5 U	5 U	5 U	5 U	5 U	5 U	5 U	5 U	5 U	0.5 U	0.5 U	0.5 U	1 U	1 U	1 U	1 U	1 U
2-HEXANONE	50 U	50 U	50 U	50 U	50 U	50 U	25 U	10 U	10 U	10 U	10 U	10 U	10 U	10 U	10 U	10 U	10 U	10 U	10 U
DIBROMOCHLOROMETHANE	5 U	5 U	5 U	5 U	5 U	5 U	5 U	5 U	5 U	5 U	5 U	0.5 U	0.5 U	0.5 U	1 U	1 U	1 U	1 U	1 U
CHLOROBENZENE	5 U	5 U	5 U	5 U	5 U	5 U	5 U	5 U	5 U	5 U	5 U	0.5 U	0.5 U	0.5 U	1 U	1 U	1 U	1 U	1 U
ETHYLBENZENE	5 U	5 U	5 U	5 U	5 U	5 U	5 U	5 U	5 U	5 U	5 U	0.5 U	0.5 U	0.5 U	1 U	1 U	1 U	1 U	1 U
P-XYLENE/M-XYLENE	5 U	5 U	5 U	5 U	5 U	5 U	5 U	5 U	5 U	5 U	5 U	0.5 U	0.5 U	0.5 U	1 U	1 U	1 U	1 U	1 U
O-XYLENE	5 U	5 U	5 U	5 U	5 U	5 U	5 U	5 U	5 U	5 U	5 U	0.5 U	0.5 U	0.5 U	1 U	1 U	1 U	1 U	1 U
STYRENE	5 U	5 U	5 U	5 U	5 U	5 U	5 U	5 U	5 U	5 U	5 U	0.5 U	0.5 U	0.5 U	1 U	1 U	1 U	1 U	1 U
BROMOFORM	5 U	5 U	5 U	5 U	5 U	5 U	5 U	5 U	5 U	5 U	5 U	0.5 U	0.5 U	0.5 U	1 U	1 U	1 U	1 U	1 U
1 1 2 2-TETRACHLOROETHANE	5 U	5 U	5 U	5 U	5 U	5 U	5 U	5 U	5 U	5 U	5 U	0.5 U	0.5 U	0.5 U	1 U	1 U	1 U	1 U	1 U

This well was not sampled on the following dates: April and October 1994; April, July, and October 1995.

WELL NUMBER EW-6
ANALYTICAL SAMPLING RESULTS
(Concentrations in µg/L)

ANALYTE	Apr-03	Oct-03	Apr-04	Oct-04	Oct-05	Oct-06	Oct-07	Oct-08	Oct-09	Jul-10	Oct-10	Oct-11	Nov-12	Oct-13	Apr-14	Oct-14	May-15	Jun-15	Oct-15	AVG
CHLOROMETHANE	5 U	2 U	5 U	1 U	5 U	1 U	1 U	1 U	0.35 U	1 U	0.35 U	0.35 U	0.35 U	0.35 U	1 U	0.35 U	1.0 U	1.0 U	1.0 U	0.0
VINYL CHLORIDE	27	2 U	5 U	1 U	5 U	1 U	1 U	3	240	26	18	24	0.90 U	0.9 U	19	44	1.2	0.44	0.65	21.9
CHLOROETHANE	5 U	2 U	5 U	1 U	5 U	1 U	1 U	1 U	0.32 U	1 U	0.32 U	0.32 U	0.32 U	0.32 U	1 U	0.32 U	1.0 U	1.0 U	1.0 U	0.0
BROMOMETHANE	5 U	2 U	5 U	1 U	5 U	1 U	1 U	1 U	0.28 U	1 U	0.69 U	0.69 U	0.69 U	0.69 U	1 U	0.69 U	1.0 U	1.0 U	1.0 U	0.0
1 1-DICHLOROETHENE	5 U	2 U	5 U	1 U	5 U	1 U	1 U	1 U	3.1	1 U	0.29 U	0.29 U	0.29 U	0.29 U	1 U	0.29 U	1.0 U	1.0 U	1.0 U	0.1
ACETONE	25 U	10 U	25 U	5 U	25 U	5 U	5 U	5 U	1.3 U	1 U	3.0 U	3 U	3.0 U	3.0 U	5 U	3.0 U	5.0 U	5.0 U	5.0 U	0.0
CARBON DISULFIDE	5 U	2 U	5 U	1 U	5 U	1 U	1 U	0.39	0.19 U	1 U	0.19 U	0.19 U	0.19 U	0.19 U	1 U	0.19 U	1.0 U	1.0 U	1.0 U	0.1
METHYLENE CHLORIDE	5 U	2 U	5 U	1 U	5 U	1 U	1 U	1 U	0.44 U	1 U	0.44 U	0.44 U	0.44 U	0.44 U	1 U	0.44 U	1.0 U	1.0 U	1.0 U	0.4
TRANS-1 2-DICHLOROETHENE	5 U	2 U	5 U	1 U	5 U	1 U	1 U	0.86	5.9	1 U	0.90 U	0.9 U	0.90 U	0.90 U	1 U	0.90 U	0.48	0.46	1.6	0.2
1 1-DICHLOROETHANE	5 U	2 U	5 U	0.54	5 U	1 U	1 U	1 U	5.4	1 U	0.38 U	0.41	0.38 U	0.38 U	1 U	0.80	0.40	0.39	3.6	0.3
CIS-1 2-DICHLOROETHENE	120	71	170	110	26	6.2	19	240	1,900	41	21	37	8.9	8.9	18	77	26	12	19	138.6
METHYL ETHYL KETONE	25 U	10 U	25 U	5 U	25 U	5 U	5 U	5 U	1.3 U	1 U	1.3 U	1.3 U	1.3 U	1.3 U	5 U	1.3 U	1.0 U	1.0 U	5.0 U	0.0
CHLOROFORM	5 U	2 U	5 U	1 U	5 U	1 U	1 U	1 U	0.34 U	1 U	0.34 U	0.34 U	0.34 U	0.34 U	1 U	0.34 U	1.0 U	1.0 U	0.68	0.0
1 1 1-TRICHLOROETHANE	5 U	2 U	5 U	1 U	5 U	1 U	1 U	1.5	7.4	1 U	0.82 U	0.82 U	0.82 U	0.82 U	1 U	0.82 U	1.0 U	1.0 U	3.5	0.5
CARBON TETRACHLORIDE	5 U	2 U	5 U	1 U	5 U	1 U	1 U	1 U	0.27 U	1 U	0.27 U	0.27 U	0.27 U	0.27 U	1 U	0.27 U	1.0 U	1.0 U	1.0 U	0.0
BENZENE	0.7 U	2 U	5 U	1 U	5 U	1 U	1 U	1 U	0.41 U	1 U	0.41 U	0.41 U	0.41 U	0.41 U	1 U	0.41 U	1.0 U	1.0 U	1.0 U	0.0
1 2-DICHLOROETHANE	5 U	2 U	5 U	1 U	5 U	1 U	1 U	1 U	0.21 U	1 U	0.21 U	0.21 U	0.21 U	0.21 U	1 U	0.21 U	1.0 U	1.0 U	1.0 U	0.0
TRICHLOROETHENE	5 U	0.72	5 U	0.65	5 U	1.7	1 U	4.6	11	1 U	0.46 U	0.46 U	0.46 U	0.46 U	1 U	0.46 U	1.0 U	0.25	1.3	1.7
1 2-DICHLOROPROPANE	5 U	2 U	5 U	1 U	5 U	1 U	1 U	1 U	0.33 U	1 U	0.72 U	0.72 U	0.72 U	0.72 U	1 U	0.72 U	1.0 U	1.0 U	1.0 U	0.0
BROMODICHLOROMETHANE	5 U	2 U	5 U	1 U	5 U	1 U	1 U	1 U	0.39 U	1 U	0.39 U	0.39 U	0.39 U	0.39 U	1 U	0.39 U	1.0 U	1.0 U	1.0 U	0.0
CIS-1 3-DICHLOROPROPENE	5 U	2 U	5 U	1 U	5 U	1 U	1 U	1 U	0.36 U	1 U	0.36 U	0.36 U	0.36 U	0.36 U	1 U	0.36 U	1.0 U	1.0 U	1.0 U	0.0
MIBK	10 U	10 U	25 U	5 U	25 U	5 U	5 U	5 U	0.91 U	1 U	2.1 U	2.1 U	2.1 U	2.1 U	5 U	2.1 U	5.0 U	5.0 U	5.0 U	0.0
TOLUENE	5 U	2 U	5 U	1 U	5 U	1 U	1 U	1 U	0.51 U	1 U	0.51 U	0.51 U	0.51 U	0.51 U	1 U	0.51 U	1.0 U	1.0 U	1.0 U	0.0
TRANS-1 3-DICHLOROPROPENE	5 U	2 U	5 U	1 U	5 U	1 U	1 U	1 U	0.37 U	1 U	0.37 U	0.37 U	0.37 U	0.37 U	1 U	0.37 U	1.0 U	1.0 U	1.0 U	0.0
1 1 2-TRICHLOROETHANE	5 U	2 U	5 U	1 U	5 U	1 U	1 U	1 U	0.23 U	1 U	0.23 U	0.23 U	0.23 U	0.23 U	1 U	0.23 U	1.0 U	1.0 U	1.0 U	0.0
TETRACHLOROETHENE	5 U	2 U	5 U	1 U	5 U	1 U	1 U	1 U	0.36 U	1 U	0.36 U	0.36 U	0.36 U	0.36 U	1 U	0.36 U	1.0 U	1.0 U	1.0 U	0.0
2-HEXANONE	10 U	10 U	25 U	5 U	25 U	5 U	5 U	5 U	1.2 U	1 U	1.2 U	1.2 U	1.2 U	1.2 U	5 U	1.2 U	5.0 U	5.0 U	5.0 U	0.0
DIBROMOCHLOROMETHANE	5 U	2 U	5 U	1 U	5 U	1 U	1 U	1 U	0.32 U	1 U	0.32 U	0.32 U	0.32 U	0.32 U	1 U	0.32 U	1.0 U	1.0 U	1.0 U	0.0
CHLOROBENZENE	5 U	2 U	5 U	1 U	5 U	1 U	1 U	1 U	0.32 U	1 U	0.75 U	0.75 U	0.75 U	0.75 U	1 U	0.75 U	1.0 U	1.0 U	1.0 U	0.0
ETHYLBENZENE	5 U	2 U	5 U	1 U	5 U	1 U	1 U	1 U	0.18 U	1 U	0.74 U	0.74 U	0.74 U	0.74 U	1 U	0.74 U	1.0 U	1.0 U	1.0 U	0.0
P-XYLENE/M-XYLENE	5 U	6 U	15 U	3 U	10 U	2 U	2 U	2 U	0.66 U	1 U	0.66 U	0.66 U	0.66 U	0.66 U	2 U	0.66 U	2.0 U	2.0 U	2.0 U	0.0
O-XYLENE	5 U	2 U	5 U	1 U	5 U	1 U	1 U	1 U	0.36 U	1 U	0.76 U	0.76 U	0.76 U	0.76 U	1 U	0.76 U	1.0 U	1.0 U	1.0 U	0.0
STYRENE	5 U	2 U	5 U	1 U	5 U	1 U	1 U	1 U	0.18 U	1 U	0.73 U	0.73 U	0.73 U	0.73 U	1 U	0.73 U	1.0 U	1.0 U	1.0 U	0.0
BROMOFORM	5 U	2 U	5 U	1 U	5 U	1 U	1 U	1 U	0.26 U	1 U	0.26 U	0.26 U	0.26 U	0.26 U	1 U	0.26U	1.0 U	1.0 U	1.0 U	0.0
1 1 2 2-TETRACHLOROETHANE	5 U	2 U	5 U	1 U	5 U	1 U	1 U	1 U	0.21 U	1 U	0.21 U	0.21 U	0.21 U	0.21 U	1 U	0.21 U	1.0 U	1.0 U	1.0 U	0.0

This well was not sampled on the following dates: April and October 1994; April, July, and October 1995.

WELL NUMBER EW-7
ANALYTICAL SAMPLING RESULTS
(Concentrations in µg/L)

ANALYTE	Apr-94	Jul-94	Nov-94	Jan-95	Apr-95	Jul-95	Oct-95	Jan-96	Apr-96	Jul-96	Oct-96	Jan-97	Apr-97	Jul-97	Oct-97	Apr-98	Oct-98	Oct-99	Oct-00	Oct-01
CHLOROMETHANE	50 U	50 U	50 U	100 U	100 U	100 U	125 U	250 U	250 U	250 U	250 U	250 U	250 U	25 U	250 U	50 U	250 U	20 U	250 U	1 U
VINYL CHLORIDE	76	446	437	403	453	690	990	990	590	510	520	520	680	600	650	500	3,600	480	170	1,300
CHLOROETHANE	50 U	50 U	50 U	100 U	100 U	100 U	125 U	250 U	250 U	250 U	250 U	250 U	250 U	25 U	250 U	50 U	250 U	20 U	250 U	1 U
BROMOMETHANE	50 U	50 U	50 U	100 U	100 U	100 U	125 U	250 U	250 U	250 U	250 U	250 U	250 U	25 U	250 U	50 U	250 U	20 U	250 U	1 U
1 1-DICHLOROETHENE	50 U	50 U	50 U	100 U	100 U	100 U	125 U	250 U	250 U	250 U	250 U	250 U	250 U	25 U	250 U	50 U	250 U	20 U	250 U	7
ACETONE	500 U	500 U	500 U	1,000 U	1,000 U	1,000 U	1,250 U	1,250 U	1,250 U	1,250 U	1,200 U	1,200 U	1,200 U	500 U	1,200 U	500 U	1,300 U	200 U	1,300 U	10 U
CARBON DISULFIDE	50 U	50 U	50 U	100 U	100 U	100 U	125 U	250 U	250 U	250 U	250 U	250 U	250 U	25 U	250 U	50 U	250 U	20 U	250 U	1 U
METHYLENE CHLORIDE	50 U	50 U	50 U	100 U	100 U	100 U	125 U	250 U	250 U	250 U	250 U	250 U	250 U	68	250 U	100 U	250 U	20 U	250 U	1 U
TRANS-1 2-DICHLOROETHENE	50 U	50 U	50 U	100 U	100 U	100 U	125 U	250 U	250 U	250 U	250 U	250 U	250 U	25 U	250 U	50 U	250 U	20 U	250 U	23
1 1-DICHLOROETHANE	50 U	50 U	50 U	100 U	100 U	100 U	125 U	250 U	250 U	250 U	250 U	250 U	250 U	25	250 U	50 U	250 U	20 U	250 U	25
CIS-1 2-DICHLOROETHENE	860	4,990	2,720	2,020	2,680	7,610	5,500	8,100	4,800	6,700	5,200	4,700	4,900	4,500	4,300	2,800	2,700	20 U	3,400	1,700
METHYL ETHYL KETONE	500 U	500 U	500 U	1,000 U	1,000 U	1,000 U	1,250 U	1,250 U	1,250 U	1,250 U	1,200 U	1,200 U	1,200 U	500 U	1,200 U	500 U	1,300 U	1,600	1,300 U	10 U
CHLOROFORM	50 U	50 U	50 U	100 U	100 U	100 U	125 U	250 U	250 U	250 U	250 U	250 U	250 U	25 U	250 U	50 U	250 U	200 U	250 U	1 U
1 1 1-TRICHLOROETHANE	50 U	50 U	88	100 U	100 U	106	125 U	250 U	250 U	250 U	250 U	250 U	250 U	51	250 U	50 U	250 U	20 U	250 U	17
CARBON TETRACHLORIDE	50 U	50 U	50 U	100 U	100 U	100 U	125 U	250 U	250 U	250 U	250 U	250 U	250 U	25 U	250 U	50 U	250 U	20 U	250 U	18
BENZENE	50 U	50 U	50 U	100 U	100 U	100 U	125 U	250 U	250 U	250 U	250 U	250 U	250 U	25 U	250 U	35 U	250 U	14 U	35 U	0.7 U
1 2-DICHLOROETHANE	50 U	50 U	50 U	100 U	100 U	100 U	125 U	250 U	250 U	250 U	250 U	250 U	250 U	25 U	250 U	50 U	250 U	20 U	250 U	1 U
TRICHLOROETHENE	50 U	50 U	63	106	100 U	1,140	502	560	320	870	250 U	250 U	250 U	150	250 U	88	250 U	26	250 U	10
1 2-DICHLOROPROPANE	50 U	50 U	50 U	100 U	100 U	100 U	125 U	250 U	250 U	250 U	250 U	250 U	250 U	25 U	250 U	50 U	250 U	20 U	250 U	1 U
BROMODICHLOROMETHANE	50 U	50 U	50 U	100 U	100 U	100 U	125 U	250 U	250 U	250 U	250 U	250 U	250 U	25 U	250 U	50 U	250 U	20 U	250 U	1 U
CIS-1 3-DICHLOROPROPENE	50 U	50 U	50 U	100 U	100 U	100 U	125 U	250 U	250 U	250 U	250 U	250 U	250 U	25 U	250 U	50 U	250 U	20 U	250 U	1 U
MIBK	500 U	500 U	500 U	1,000 U	1,000 U	1,000 U	1,250 U	1,250 U	500 U	500 U	500 U	500 U	500 U	500 U	500 U	500 U	500 U	200 U	500 U	10 U
TOLUENE	50 U	50 U	50 U	100 U	100 U	100 U	125 U	250 U	250 U	250 U	250 U	250 U	250 U	25 U	250 U	50 U	250 U	20 U	250 U	1 U
TRANS-1 3-DICHLOROPROPENE	50 U	50 U	50 U	100 U	100 U	100 U	125 U	250 U	250 U	250 U	250 U	250 U	250 U	25 U	250 U	50 U	250 U	20 U	250 U	1 U
1 1 2-TRICHLOROETHANE	50 U	50 U	50 U	100 U	100 U	100 U	125 U	250 U	250 U	250 U	250 U	250 U	250 U	25 U	250 U	50 U	250 U	20 U	250 U	1 U
TETRACHLOROETHENE	50 U	50 U	50 U	100 U	100 U	100 U	125 U	250 U	250 U	250 U	250 U	250 U	250 U	25 U	250 U	50 U	250 U	20 U	250 U	1 U
2-HEXANONE	500 U	500 U	500 U	1,000 U	1,000 U	1,000 U	1,250 U	1,250 U	500 U	500 U	500 U	500 U	500 U	500 U	500 U	500 U	500 U	20 U	500 U	10 U
DIBROMOCHLOROMETHANE	50 U	50 U	50 U	100 U	100 U	100 U	125 U	250 U	250 U	250 U	250 U	250 U	250 U	25 U	250 U	50 U	250 U	200 U	250 U	1 U
CHLOROBENZENE	50 U	50 U	50 U	100 U	100 U	100 U	125 U	250 U	250 U	250 U	250 U	250 U	250 U	25 U	250 U	50 U	250 U	20 U	250 U	1 U
ETHYLBENZENE	50 U	50 U	50 U	100 U	100 U	100 U	125 U	250 U	250 U	250 U	250 U	250 U	250 U	25 U	250 U	50 U	250 U	20 U	250 U	1 U
P-XYLENE/M-XYLENE	50 U	50 U	50 U	100 U	100 U	100 U	125 U	250 U	250 U	250 U	250 U	250 U	250 U	25 U	250 U	50 U	250 U	20 U	250 U	1 U
O-XYLENE	50 U	50 U	50 U	100 U	100 U	100 U	125 U	250 U	250 U	250 U	250 U	250 U	250 U	25 U	250 U	50 U	250 U	20 U	250 U	1 U
STYRENE	50 U	50 U	50 U	100 U	100 U	100 U	125 U	250 U	250 U	250 U	250 U	250 U	250 U	25 U	250 U	50 U	250 U	20 U	250 U	1 U
BROMOFORM	50 U	50 U	50 U	100 U	100 U	100 U	125 U	250 U	250 U	250 U	250 U	250 U	250 U	25 U	250 U	50 U	250 U	20 U	250 U	1 U
1 1 2 2-TETRACHLOROETHANE	50 U	50 U	50 U	100 U	100 U	100 U	125 U	250 U	250 U	250 U	250 U	250 U	250 U	25 U	250 U	50 U	250 U	20 U	250 U	1 U

This well was not sampled on the following dates: April, July and October 1993; January 1994.

WELL NUMBER EW-7
ANALYTICAL SAMPLING RESULTS
(Concentrations in µg/L)

ANALYTE	Oct-02	Oct-03	Oct-04	Oct-05	Oct-06	Oct-07	Oct-08	Oct-09	Oct-10	Oct-11	Nov-12	Oct-13	Oct-14	Oct-15	AVG
CHLOROMETHANE	20 U	200 U	100 U	1 U	1 U	50 U	2 U	0.35 U	0.35 U	0.35 U	7.0 U	3.5 U	3.5 U	1 U	0.0
VINYL CHLORIDE	1,500	1,200	990	890	780	1,000	2 U	37	970	810	610	700	640	470	720.1
CHLOROETHANE	40 U	200 U	100 U	2.1	1 U	50 U	2 U	0.32 U	0.32 U	0.4	6.4 U	3.2 U	3.2 U	1 U	0.1
BROMOMETHANE	20 U	200 U	100 U	1 U	1 U	50 U	2 U	0.28 U	0.69 U	0.69 U	14 U	6.9 U	6.9 U	1 U	0.0
1 1-DICHLOROETHENE	20 U	200 U	100 U	11	10	50 U	2 U	0.29 U	6.2	4.7	5.8 U	2.9 U	4.9	2.6	1.3
ACETONE	200 U	1,000 U	500 U	5 U	5 U	250 U	10 U	1.3 U	3.0 U	3 U	60 U	30 U	30 U	5 U	0.0
CARBON DISULFIDE	20 U	200 U	100 U	1 U	1 U	50 U	2 U	0.19 U	0.19 U	0.19 U	3.8 U	1.9 U	1.9 U	2.3	0.1
METHYLENE CHLORIDE	20 U	200 U	100 U	12	12	50 U	2 U	0.44 U	3.1	1.6	8.8 U	4.4 U	4.4 U	8.6	3.0
TRANS-1 2-DICHLOROETHENE	20 U	200 U	100 U	13	8.6	50 U	2 U	1.3	6.9	5.7	18 U	9.0 U	9.0 U	3.8	1.8
1 1-DICHLOROETHANE	110	200 U	100 U	32	29	50 U	2.6	6.7	12	15	29	43	32	27	11.1
CIS-1 2-DICHLOROETHENE	1,100	4,100	3,700	2,900	2,700	3,200	150	89	2,300	1,400	1,500	250	910	610	3,002.5
METHYL ETHYL KETONE	200 U	1,000 U	500 U	5 U	5 U	250 U	10 U	1.3 U	1.3 U	1.3 U	26 U	13 U	13 U	5 U	45.7
CHLOROFORM	20 U	200 U	100 U	1 U	1 U	50 U	2 U	0.34 U	0.34 U	0.34 U	6.8 U	3.4 U	3.4 U	1 U	0.0
1 1 1-TRICHLOROETHANE	240	100	80	82	68	50 U	1.4	6.5	19	28	63	85	76	52	33.2
CARBON TETRACHLORIDE	60 U	200 U	100 U	1 U	1 U	50 U	2 U	0.27 U	0.27 U	0.27 U	5.4 U	2.7 U	U	1 U	0.5
BENZENE	14 U	200 U	100 U	1 U	1 U	250 U	2 U	0.41 U	0.41 U	0.41 U	8.2 U	4.1 U	4.1 U	1 U	0.0
1 2-DICHLOROETHANE	20 U	200 U	100 U	1 U	1 U	50 U	2 U	0.21 U	0.21 U	0.21 U	4.2 U	2.1 U	2.1 U	1 U	0.0
TRICHLOROETHENE	40 U	200 U	100 U	22	20	50 U	2 U	0.87	14	12	15	4.6 U	6.6	8.2	112.4
1 2-DICHLOROPROPANE	20 U	200 U	100 U	1 U	1 U	50 U	2 U	0.32 U	0.72 U	0.72 U	14 U	7.2 U	7.2 U	1 U	0.0
BROMODICHLOROMETHANE	20 U	200 U	100 U	1 U	1 U	50 U	2 U	0.39 U	0.39 U	0.39 U	7.8 U	3.9 U	3.9 U	1 U	0.0
CIS-1 3-DICHLOROPROPENE	20 U	200 U	100 U	1 U	1 U	50 U	2 U	0.36 U	0.36 U	0.36 U	7.2 U	3.6 U	3.6 U	1 U	0.0
MIBK	200 U	1,000 U	500 U	5 U	5 U	250 U	10 U	0.91 U	2.1 U	2.1 U	42 U	21 U	21 U	5 U	0.0
TOLUENE	20 U	200 U	100 U	0.54	0.58	50 U	2 U	0.51 U	0.51 U	0.51 U	10 U	5.1 U	5.1 U	1 U	0.0
TRANS-1 3-DICHLOROPROPENE	20 U	200 U	100 U	1 U	1 U	50 U	2 U	0.37 U	0.37 U	0.37 U	7.4 U	3.7 U	3.7 U	1 U	0.0
1 1 2-TRICHLOROETHANE	20 U	200 U	100 U	1 U	1 U	50 U	2 U	0.23 U	0.23 U	0.23 U	4.6 U	2.3 U	2.3 U	1 U	0.0
TETRACHLOROETHENE	20 U	200 U	100 U	1 U	1 U	50 U	2 U	0.36 U	0.36 U	0.36 U	7.2 U	3.6 U	3.6 U	1 U	0.0
2-HEXANONE	200 U	1,000 U	500 U	5 U	5 U	250 U	10 U	1.2 U	1.2 U	1.2 U	25 U	12 U	12 U	5 U	0.0
DIBROMOCHLOROMETHANE	20 U	200 U	100 U	1 U	1 U	50 U	2 U	0.32 U	0.32 U	0.32 U	6.4 U	3.2 U	3.2 U	1 U	0.0
CHLOROBENZENE	20 U	200 U	100 U	1 U	1 U	50 U	2 U	0.32 U	0.75 U	0.75 U	15 U	7.5 U	7.5 U	1 U	0.0
ETHYLBENZENE	20 U	200 U	100 U	1 U	1 U	50 U	2 U	0.18 U	0.74 U	0.74 U	15 U	7.4 U	7.4 U	0.2	0.0
P-XYLENE/M-XYLENE	20 U	600 U	300 U	2 U	2 U	150 U	6 U	0.66 U	0.66 U	0.66 U	13 U	6.6 U	6.6 U	2 U	0.0
O-XYLENE	20 U	200 U	100 U	1 U	1 U	50 U	2 U	0.36 U	0.76 U	0.76 U	15 U	7.6 U	7.6 U	0.24	0.0
STYRENE	20 U	200 U	100 U	1 U	1 U	50 U	2 U	0.18 U	0.73 U	0.73 U	15 U	7.3 U	7.3 U	1 U	0.0
BROMOFORM	20 U	200 U	100 U	1 U	1 U	50 U	2 U	0.26 U	0.26 U	0.26 U	5.2 U	2.6 U	2.6 U	1 U	0.0
1 1 2 2-TETRACHLOROETHANE	20 U	200 U	100 U	1 U	1 U	50 U	2 U	0.21 U	0.21 U	0.21 U	4.2 U	2.1 U	2.1 U	1 U	0.0

This well was not sampled on the following dates: April, July and October 1993; January 1994.

WELL NUMBER EW-8
ANALYTICAL SAMPLING RESULTS
(Concentrations in µg/L)

ANALYTE	Apr-94	Jul-94	Nov-94	Jan-95	Apr-95	Jul-95	Oct-95	Jan-96	Apr-96	Jul-96	Oct-96	Jan-97	Apr-97	Jul-97	Oct-97	Apr-98	Oct-98	Oct-99	Oct-00	Oct-01
CHLOROMETHANE	5 U	5 U	5 U	50 U	500 U	500 U	50 U	25 U	250 U	125 U	120 U	120 U	120 U	12 U	250 U	50 U	250 U	250 U	250 U	1 U
VINYL CHLORIDE	5 U	12	19	147	500 U	500 U	50 U	460	250 U	130	160	160	190	150	250 U	110	210	200	440	110
CHLOROETHANE	5 U	5 U	5 U	50 U	500 U	500 U	50 U	25 U	250 U	125 U	120 U	120 U	120 U	12 U	250 U	50 U	250 U	250 U	250 U	1 U
BROMOMETHANE	5 U	5 U	5 U	50 U	500 U	500 U	50 U	25 U	250 U	125 U	120 U	120 U	120 U	12 U	250 U	50 U	250 U	250 U	250 U	1 U
1 1-DICHLOROETHENE	5 U	5 U	5 U	50 U	500 U	500 U	50 U	26	250 U	125 U	120 U	120 U	120 U	12 U	250 U	50 U	250 U	250 U	250 U	3
ACETONE	50 U	50 U	50 U	500 U	5,000 U	5,000 U	500 U	125 U	1,250 U	625 U	620 U	620 U	620 U	250 U	1,200 U	500 U	1,300 U	1,300 U	1,300 U	10 U
CARBON DISULFIDE	5 U	5 U	5 U	50 U	500 U	500 U	50 U	25 U	250 U	125 U	120 U	120 U	120 U	12 U	250 U	50 U	250 U	250 U	250 U	1 U
METHYLENE CHLORIDE	5 U	5 U	120	2,170	500 U	500 U	50 U	25 U	250 U	125 U	120 U	120 U	120 U	28	250 U	100 U	250 U	250 U	250 U	1 U
TRANS-1 2-DICHLOROETHENE	5 U	5 U	5 U	50 U	500 U	500 U	50 U	120	250 U	125 U	120 U	120 U	120 U	12 U	250 U	50 U	250 U	250 U	250 U	10
1 1-DICHLOROETHANE	5 U	6	6	50 U	500 U	500 U	50 U	34	250 U	125 U	120 U	120 U	120 U	16	250 U	50 U	250 U	250 U	250 U	8
CIS-1 2-DICHLOROETHENE	5 U	1,330	452	8,540	8,670	5,900	620	7,900	2,200	2,900	2,000	3,200	2,900	4,100	3,300	1,300	2,500	2,500	1,800	940
METHYL ETHYL KETONE	50 U	50 U	50 U	500 U	5,000 U	5,000 U	500 U	125 U	1,250 U	640	620 U	620 U	620 U	250 U	1,200 U	500 U	1,300 U	1,300 U	1,300 U	10 U
CHLOROFORM	5 U	5 U	5 U	50 U	500 U	500 U	50 U	25 U	250 U	125 U	120 U	120 U	120 U	12 U	250 U	50 U	250 U	250 U	250 U	2
1 1 1-TRICHLOROETHANE	5 U	5 U	48	248	500 U	500 U	50 U	180	250 U	125 U	120 U	120 U	130	50	250 U	50 U	250 U	250 U	250 U	25
CARBON TETRACHLORIDE	5 U	5 U	5 U	50 U	500 U	500 U	50 U	25 U	250 U	125 U	120 U	120 U	120 U	12 U	250 U	50 U	250 U	250 U	250 U	19
BENZENE	5 U	5 U	5 U	50 U	500 U	500 U	50 U	25 U	250 U	125 U	120 U	120 U	120 U	12 U	250 U	35 U	250 U	35 U	35 U	0.7 U
1 2-DICHLOROETHANE	5 U	5 U	5 U	50 U	500 U	500 U	50 U	25 U	250 U	125 U	120 U	120 U	120 U	12 U	250 U	50 U	250 U	250 U	250 U	1 U
TRICHLOROETHENE	5 U	778	302	3,260	5,470	3,780	55	2,200	2,300	1,400	950	2,600	1,300	2,400	370	430	690	360	250 U	31
1 2-DICHLOROPROPANE	5 U	5 U	5 U	50 U	500 U	500 U	50 U	25 U	250 U	125 U	120 U	120 U	120 U	12 U	250 U	50 U	250 U	250 U	250 U	1 U
BROMODICHLOROMETHANE	5 U	5 U	5 U	50 U	500 U	500 U	50 U	25 U	250 U	125 U	120 U	120 U	120 U	12 U	250 U	50 U	250 U	250 U	250 U	1 U
CIS-1 3-DICHLOROPROPENE	5 U	5 U	5 U	50 U	500 U	500 U	50 U	25 U	250 U	125 U	120 U	120 U	120 U	12 U	250 U	50 U	250 U	250 U	250 U	1 U
MIBK	50 U	50 U	50 U	500 U	5,000 U	5,000 U	500 U	125 U	500 U	250 U	250 U	250 U	250 U	250 U	500 U	500 U	500 U	500 U	500 U	10 U
TOLUENE	5 U	5 U	6	50 U	535	500 U	50 U	25 U	250 U	125 U	120 U	120 U	120 U	12 U	250 U	50 U	250 U	250 U	250 U	1 U
TRANS-1 3-DICHLOROPROPENE	5 U	5 U	5 U	50 U	500 U	500 U	50 U	25 U	250 U	125 U	120 U	120 U	120 U	12 U	250 U	50 U	250 U	250 U	250 U	1 U
1 1 2-TRICHLOROETHANE	5 U	5 U	5 U	50 U	500 U	500 U	50 U	25 U	250 U	125 U	120 U	120 U	120 U	12 U	250 U	50 U	250 U	250 U	250 U	1 U
TETRACHLOROETHENE	5 U	5 U	5 U	50 U	500 U	500 U	50 U	25 U	250 U	125 U	120 U	120 U	120 U	12 U	250 U	50 U	250 U	250 U	250 U	1 U
2-HEXANONE	50 U	50 U	50 U	500 U	5,000 U	5,000 U	500 U	125 U	500 U	250 U	250 U	250 U	250 U	250 U	500 U	500 U	500 U	500 U	500 U	10 U
DIBROMOCHLOROMETHANE	5 U	5 U	5 U	50 U	500 U	500 U	50 U	25 U	250 U	125 U	120 U	120 U	120 U	12 U	250 U	50 U	250 U	250 U	250 U	1 U
CHLOROBENZENE	5 U	5 U	5 U	50 U	500 U	500 U	50 U	25 U	250 U	125 U	120 U	120 U	120 U	12 U	250 U	50 U	250 U	250 U	250 U	1 U
ETHYLBENZENE	5 U	5 U	5 U	50 U	500 U	500 U	50 U	25 U	250 U	125 U	120 U	120 U	320	12 U	250 U	50 U	250 U	250 U	250 U	1 U
P-XYLENE/M-XYLENE	5 U	5 U	5 U	50 U	500 U	500 U	50 U	25 U	250 U	125 U	120 U	120 U	990	12 U	250 U	50 U	250 U	250 U	250 U	1 U
O-XYLENE	5 U	5 U	5 U	50 U	500 U	500 U	50 U	25 U	250 U	125 U	120 U	120 U	220	12 U	250 U	50 U	250 U	250 U	250 U	1 U
STYRENE	5 U	5 U	5 U	50 U	500 U	500 U	50 U	25 U	250 U	125 U	120 U	120 U	120 U	12 U	250 U	50 U	250 U	250 U	250 U	1 U
BROMOFORM	5 U	5 U	5 U	50 U	500 U	500 U	50 U	25 U	250 U	125 U	120 U	120 U	120 U	12 U	250 U	50 U	250 U	250 U	250 U	1 U
1 1 2 2-TETRACHLOROETHANE	5 U	5 U	5 U	50 U	500 U	500 U	50 U	25 U	250 U	125 U	120 U	120 U	120 U	25 U	250 U	50 U	250 U	250 U	250 U	1 U

This well was not sampled on the following dates: April, July and October 1993; January 1994; October 2005.

WELL NUMBER EW-8
ANALYTICAL SAMPLING RESULTS
(Concentrations in µg/L)

ANALYTE	Oct-02	Oct-03	Oct-04	Oct-06	Oct-07	Oct-08	Oct-09	Oct-10	Oct-11	Nov-12	Oct-13	Oct-14	Oct-15	AVG
CHLOROMETHANE	200 U	100 U	100 U	1 U	1 U	50 U	8.6 U	0.35 U	0.35 U	8.8 U	7.0 U	7.0 U	10 U	0.0
VINYL CHLORIDE	200 U	130	300	23	350	330	84	210	210	1,500	1,200	700	740	243.4
CHLOROETHANE	400 U	100 U	100 U	1 U	1 U	50 U	8.1 U	0.32 U	0.32 U	8.0 U	6.4 U	6.4 U	10 U	0.0
BROMOMETHANE	200 U	100 U	100 U	1 U	1 U	50 U	7.0 U	0.69 U	0.69 U	17 U	14 U	14 U	10 U	0.0
1 1-DICHLOROETHENE	200 U	100 U	100 U	1.2	9.6	50 U	7.3 U	9.2	14	7.3 U	5.8 U	5.8 U	8.8	2.1
ACETONE	2,000 U	500 U	500 U	5 U	3	250 U	34 U	3.0	3.0	75 U	60 U	60 U	50 U	0.3
CARBON DISULFIDE	200 U	100 U	100 U	1 U	1 U	50 U	4.8 U	0.19 U	0.19 U	4.8 U	3.8 U	3.8 U	10 U	0.0
METHYLENE CHLORIDE	200 U	64	100 U	1 U	1 U	50 U	11 U	3.5	25	11 U	8.8 U	8.8 U	10 U	70.9
TRANS-1 2-DICHLOROETHENE	200 U	100 U	100 U	1.8	13	50 U	10 U	8.8	4.9	23 U	18 U	18 U	8.1	4.9
1 1-DICHLOROETHANE	200 U	100 U	100 U	3.6	19	50 U	9.6 U	13	14	33	31	28	32	7.2
CIS-1 2-DICHLOROETHENE	3,300	2,700	3,000	420	3,600	2,800	1,400	2,900	1,900	4,900	880	2,400	2,200	2,807.4
METHYL ETHYL KETONE	2,000 U	500 U	500 U	5 U	5 U	250 U	33 U	1.3 U	1.3 U	33 U	26 U	26 U	50 U	18.8
CHLOROFORM	200 U	100 U	100 U	0.85	1.7	50 U	8.4 U	1.4	1.2	8.5 U	6.8 U	6.8 U	10 U	0.2
1 1 1-TRICHLOROETHANE	200 U	73	62	17	56	52	37	51	83	70	45	60	80	40.2
CARBON TETRACHLORIDE	600 U	100 U	100 U	1 U	1 U	50 U	6.7 U	0.27 U	0.27 U	6.8 U	5.4 U	5.4 U	10 U	0.6
BENZENE	140 U	100 U	100 U	1 U	1 U	250 U	10 U	0.41 U	0.41 U	10 U	8.2 U	8.2 U	10 U	0.0
1 2-DICHLOROETHANE	200 U	100 U	100 U	1 U	1 U	50 U	5.4 U	0.21 U	0.21 U	5.3 U	4.2 U	4.2 U	10 U	0.0
TRICHLOROETHENE	440	380	59	42	34	44	74	67	62	45	9.2 U	9.2 U	23	880.8
1 2-DICHLOROPROPANE	200 U	100 U	100 U	1 U	1 U	50 U	8.1 U	0.72 U	0.72 U	18 U	14 U	14 U	10 U	0.0
BROMODICHLOROMETHANE	200 U	100 U	100 U	1 U	1 U	50 U	9.6 U	0.39 U	0.39 U	9.8 U	7.8 U	7.8 U	10 U	0.0
CIS-1 3-DICHLOROPROPENE	200 U	100 U	100 U	1 U	1 U	50 U	8.9 U	0.36 U	0.36 U	9.0 U	7.2 U	7.2 U	10 U	0.0
MIBK	2,000 U	500 U	500 U	5 U	5 U	250 U	23 U	2.1 U	2.1 U	53 U	42 U	42 U	50 U	0.0
TOLUENE	200 U	100 U	100 U	1 U	1 U	50 U	13 U	0.51 U	0.51 U	13 U	10 U	10 U	10 U	15.9
TRANS-1 3-DICHLOROPROPENE	200 U	100 U	100 U	1 U	1 U	50 U	9.2 U	0.37 U	0.37 U	9.3 U	7.4 U	7.4 U	10 U	0.0
1 1 2-TRICHLOROETHANE	200 U	100 U	100 U	1 U	1 U	50 U	5.8 U	0.23 U	0.23 U	5.8 U	4.6 U	4.6 U	10 U	0.0
TETRACHLOROETHENE	200 U	100 U	100 U	1 U	1 U	50 U	9.1 U	0.36 U	0.36 U	9.0 U	7.2 U	7.2 U	10 U	0.0
2-HEXANONE	2,000 U	500 U	500 U	5 U	5 U	250 U	31 U	1.2 U	1.2 U	31 U	25 U	25 U	50 U	0.0
DIBROMOCHLOROMETHANE	200 U	100 U	100 U	1 U	1 U	50 U	8.1 U	0.32 U	0.32 U	8.0 U	6.4 U	6.4 U	10 U	0.0
CHLOROBENZENE	200 U	100 U	100 U	1 U	1 U	50 U	7.9 U	0.75 U	0.75 U	19 U	15 U	15 U	10 U	0.0
ETHYLBENZENE	200 U	100 U	100 U	1 U	1 U	50 U	4.6 U	0.74 U	0.74 U	19 U	15 U	15 U	10 U	9.4
P-XYLENE/M-XYLENE	200 U	300 U	300 U	2 U	2 U	150 U	16 U	0.66 U	0.66 U	17 U	13 U	13 U	20 U	29.1
O-XYLENE	200 U	100 U	100 U	1 U	1 U	50 U	9.0 U	0.76 U	0.76 U	19 U	15 U	15 U	10 U	6.5
STYRENE	200 U	100 U	100 U	1 U	1 U	50 U	4.6 U	0.73 U	0.73 U	18 U	15 U	15 U	10 U	0.0
BROMOFORM	200 U	100 U	100 U	1 U	1 U	50 U	6.4 U	0.26 U	0.26 U	6.5 U	5.2 U	5.2 U	10 U	0.0
1 1 2 2-TETRACHLOROETHANE	200 U	100 U	100 U	1 U	1 U	50 U	5.3 U	0.21 U	0.21 U	5.3 U	4.2 U	4.2 U	10 U	0.0

This well was not sampled on the following dates: April, July and October 1993; January 1994; October 2005.

WELL NUMBER EW-13
ANALYTICAL SAMPLING RESULTS
(Concentrations in µg/L)

ANALYTE	Oct-11	Nov-12	Oct-13	Oct-14	Oct-15	AVG
CHLOROMETHANE	0.35 U	14 U	0.35 U	7.0 U	5 U	0.0
VINYL CHLORIDE	690	710	17	610	570	519.4
CHLOROETHANE	0.32 U	13 U	0.32 U	6.4 U	5 U	0.0
BROMOMETHANE	0.69 U	28 U	0.69 U	14 U	5 U	0.0
1 1-DICHLOROETHENE	10	12 U	0.29 U	6.6	5 U	2.0
ACETONE	3.0 U	120 U	3.0 U	60 U	25 U	0.0
CARBON DISULFIDE	0.69	7.6 U	0.19 U	3.8 U	5.5	1.2
METHYLENE CHLORIDE	0.44 U	18 U	0.44 U	8.8 U	5 U	0.0
TRANS-1 2-DICHLOROETHENE	6.3	36 U	0.90 U	18 U	4.3	2.1
1 1-DICHLOROETHANE	23	49	0.98	36	31	28.0
CIS-1 2-DICHLOROETHENE	2,100	1,600	23	840	520	1,016.6
METHYL ETHYL KETONE	1.3 U	53 U	1.3 U	26 U	25 U	0.0
CHLOROFORM	0.42	14 U	0.34 U	6.8 U	5 U	0.1
1 1 1-TRICHLOROETHANE	96	180	2.5	120	98	99.3
CARBON TETRACHLORIDE	0.27 U	11 U	0.27 U	5.4 U	5 U	0.0
BENZENE	0.41 U	16 U	0.41 U	8.2 U	5 U	0.0
1 2-DICHLOROETHANE	0.21 U	8.4 U	0.21 U	4.2 U	5 U	0.0
TRICHLOROETHENE	23	26	0.46 U	9.2 U	3.2	10.4
1 2-DICHLOROPROPANE	0.72 U	29 U	0.72 U	14 U	5 U	0.0
BROMODICHLOROMETHANE	0.39 U	16 U	0.39 U	7.8 U	5 U	0.0
CIS-1 3-DICHLOROPROPENE	0.36 U	14 U	0.36 U	7.2 U	5 U	0.0
MIBK	2.1 U	84 U	2.1 U	42 U	25 U	0.0
TOLUENE	0.87	20 U	0.51 U	10 U	5 U	0.2
TRANS-1 3-DICHLOROPROPENE	0.37 U	15 U	0.37 U	7.4 U	5 U	0.0
1 1 2-TRICHLOROETHANE	0.23 U	9.2 U	0.23 U	4.6 U	5 U	0.0
TETRACHLOROETHENE	0.36 U	14 U	0.36 U	7.2 U	5 U	0.0
2-HEXANONE	1.2 U	50 U	1.2 U	25 U	25 U	0.0
DIBROMOCHLOROMETHANE	0.32 U	13 U	0.32 U	6.4 U	5 U	0.0
CHLOROBENZENE	0.75 U	30 U	0.75 U	15U	5 U	0.0
ETHYLBENZENE	0.74 U	30 U	0.74 U	15 U	5 U	0.0
P-XYLENE/M-XYLENE	0.66 U	26 U	0.66 U	13 U	15 U	0.0
O-XYLENE	0.76 U	30 U	0.76 U	15 U	5 U	0.0
STYRENE	0.73 U	29 U	0.73 U	15 U	5 U	0.0
BROMOFORM	0.26 U	10 U	0.26 U	5.2 U	5 U	0.0
1 1 2 2-TETRACHLOROETHANE	0.21 U	8.4 U	0.21 U	4.2 U	5 U	0.0

This well was added to the sampling program in 2011.

Appendix F

Niagara County Sewer District Semiannual Reports

CB&I
2790 Mosside Boulevard
Monroeville, PA 15146
Tel: 412.372.7701
Fax: 412.373.7135
www.CBI.com

June 4, 2015

Mr. Dan Kummer
Niagara County Sewer District No. 1
7346 Liberty Drive
Niagara Falls, NY 14304-3762

Subject: ***Niagara County Sewer District Discharge Monitoring***
Semiannual Analytical Results
Permit No. 13-07
Textron Off-Site Groundwater Extraction System
Textron, Inc., Wheatfield, New York
Sample Dates: May 18-19, 2015

Dear Mr. Kummer:

Enclosed for your review are the most recent semiannual discharge monitoring analytical results generated during the operation of Textron, Inc.'s (Textron) Off-Site Groundwater Extraction System located in Wheatfield, New York. The Off-Site Groundwater Extraction System was brought online in March 1993 and discharges to the Niagara County Sewer District (NCSD) sanitary sewer.

CB&I Environmental & Infrastructure, Inc., on behalf of Textron, collected four grab samples of the discharge from the Extraction Well EW-6 location between May 18 and 19, 2015 in accordance with NCSD Permit No. 13-07. The field sampling sheets are included as Appendix A. The samples were kept on ice and shipped via FedEx overnight to ALS Environmental's laboratory in Rochester, New York, for analysis of volatile organic compounds via United States Environmental Protection Agency Method 624. All sampling and analytical activities were conducted in accordance with the requirements stated in NCSD Permit No. 13-07.

The sampling event was completed in May 2015, rather than April 2015, due to the need to complete repairs to the Off-Site Groundwater Extraction System. The completion of these repairs ensured that the samples were collected while the system was functioning optimally. Approximately 4,474,730 gallons of groundwater were extracted by the off-site system and discharged to the NCSD sanitary sewer between November 1, 2014 and April 30, 2015 as calculated through the sum of the individual well totalizers. The discharge flow volumes for the months of November, December, January, February, March, April, and May are detailed on Tables 1 through 7, respectively. As part of a pilot program with the New York State Department of Environmental Conservation (NYSDEC), Extraction Well EW-5 was taken offline and will remain inactive while the results of the recent groundwater sampling event are discussed with the NYSDEC.

Table 8 contains a summary of the semiannual discharge monitoring analytical data and an estimate of the discharge loading in comparison to the permitted maximum daily discharge loading limits. As illustrated in Table 8, the estimated daily discharge loading during the monitoring period did not exceed the permitted limits and the system remains in compliance with pertinent permits and discharge requirements. The analytical results for the May 2015 sampling event are provided in Appendix B.

Please do not hesitate to contact me at (412) 858-3977 should you have any questions regarding this project.

Sincerely,

Cecelia Byers

Cecelia Byers
Project Manager
CB&I Environmental & Infrastructure, Inc.

Please Reply To: Cecelia Byers
Phone: 412.858.3977
E-Mail Address: cecelia.byers@cbi.com

CB:lmk
Attachments: Tables
Appendix A – Field Sampling Sheets
Appendix B – Analytical Report

cc: Greg Simpson – Textron, e-copy
CB&I – File

Tables

Table 1
Niagara County Sewer Discharge Monitoring
Off-Site Groundwater Extraction System
Textron, Inc.
Wheatfield, New York
Permit Number: 13-07
November 1 - November 30, 2015
Daily Flow Rates

Date/Time	EW-2 Flow Reading	EW-3 Flow Reading	EW-4 Flow Reading	EW-5 Flow Reading	Total Daily Flow (gal)
11/01/14 08:03	7,357	19,569	6,241	0	33,167
11/02/14 08:03	7,404	19,585	6,176	0	33,165
11/03/14 08:03	7,454	19,590	6,131	0	33,175
11/04/14 08:03	7,472	19,593	6,117	0	33,182
11/05/14 08:03	7,489	19,594	6,078	0	33,161
11/06/14 08:03	7,543	19,606	6,051	0	33,200
11/07/14 08:03	7,573	19,580	5,928	0	33,081
11/08/14 08:03	7,685	19,593	5,836	0	33,114
11/09/14 08:03	7,737	19,604	5,867	0	33,208
11/10/14 08:03	7,756	19,608	5,878	0	33,242
11/11/14 08:03	7,698	19,597	5,890	0	33,185
11/12/14 08:03	7,633	19,579	5,874	0	33,086
11/13/14 08:03	7,577	19,576	5,846	0	32,999
11/14/14 08:03	7,619	19,604	5,844	0	33,067
11/15/14 08:03	7,579	19,595	5,843	0	33,017
11/16/14 08:03	7,442	19,589	5,863	0	32,894
11/17/14 08:03	7,308	19,559	5,850	0	32,717
11/18/14 08:03	7,393	19,596	5,835	0	32,824
11/19/14 08:03	7,518	19,662	5,900	0	33,080
11/20/14 08:03	7,381	19,632	5,933	0	32,946
11/21/14 08:03	7,230	19,607	5,979	0	32,816
11/22/14 08:03	7,112	19,587	5,984	0	32,683
11/23/14 08:03	7,110	19,596	5,955	0	32,661
11/24/14 08:03	7,315	19,649	5,980	0	32,944
11/25/14 08:03	7,622	19,728	6,080	0	**33,430**
11/26/14 08:03	7,540	19,716	6,132	0	33,388
11/27/14 08:03	7,475	19,695	6,188	0	33,358
11/28/14 08:03	7,332	19,667	6,236	0	33,235
11/29/14 08:03	7,214	19,651	6,223	0	33,088
11/30/14 08:03	7,141	19,612	6,242	0	32,995

Total Flow for November (gallons):	992,108
Maximum Daily Flow for November (gallons/day):	33,430
Average Daily Flow for November (gallons/day):	33,070

Table 2
Niagara County Sewer Discharge Monitoring
Off-Site Groundwater Extraction System
Textron, Inc.
Wheatfield, New York
Permit Number: 13-07
December 1 - December 31, 2015
Daily Flow Rates

Date/Time	EW-2 Flow Reading	EW-3 Flow Reading	EW-4 Flow Reading	EW-5 Flow Reading	Total Daily Flow (gal)
12/01/14 08:03	7,139	19,647	6,238	0	33,024
12/02/14 08:03	7,179	19,667	6,276	0	33,122
12/03/14 08:03	7,192	19,664	6,292	0	33,148
12/04/14 08:03	7,223	19,667	6,296	0	33,186
12/05/14 08:03	7,175	19,666	6,275	0	33,116
12/06/14 08:03	7,151	19,666	6,284	0	33,101
12/07/14 08:03	6,997	19,632	6,252	0	32,881
12/08/14 08:03	6,868	19,601	6,264	0	32,733
12/09/14 08:03	6,800	19,600	6,283	0	32,683
12/10/14 08:17	6,768	19,761	6,336	0	32,865
12/11/14 08:03	6,564	19,373	6,224	0	32,161
12/12/14 08:03	6,571	19,552	6,226	0	32,349
12/13/14 08:03	6,522	19,554	6,206	0	32,282
12/14/14 08:03	6,530	19,555	6,219	0	32,304
12/15/14 08:18	6,846	19,815	6,307	0	32,968
12/16/14 08:03	7,058	19,488	6,255	0	32,801
12/17/14 08:03	7,599	19,816	6,469	0	33,884
12/18/14 08:03	7,896	19,470	6,571	0	**33,937**
12/19/14 08:03	7,875	19,099	6,540	0	33,514
12/20/14 08:03	7,635	18,976	6,504	0	33,115
12/21/14 08:03	7,420	18,926	6,479	0	32,825
12/22/14 08:03	7,209	18,913	6,469	0	32,591
12/23/14 08:03	7,070	18,887	6,452	0	32,409
12/24/14 08:03	7,001	18,884	6,448	0	32,333
12/25/14 08:03	6,997	18,912	6,439	0	32,348
12/26/14 08:03	7,020	18,914	6,454	0	32,388
12/27/14 08:03	6,914	18,914	6,444	0	32,272
12/28/14 08:03	6,860	18,902	6,446	0	32,208
12/29/14 08:03	6,916	18,890	6,542	0	32,348
12/30/14 08:03	6,840	18,874	6,533	0	32,247
12/31/14 08:03	6,789	18,812	6,525	0	32,126

Total Flow for December (gallons):	1,015,269
Maximum Daily Flow for December (gallons/day):	33,937
Average Daily Flow for December (gallons/day):	32,751

Table 3
Niagara County Sewer Discharge Monitoring
Off-Site Groundwater Extraction System
Textron, Inc.
Wheatfield, New York
Permit Number: 13-07
January 1 - Janaury 31, 2015
Daily Flow Rates

Date/Time	EW-2 Flow Reading	EW-3 Flow Reading	EW-4 Flow Reading	EW-5 Flow Reading	Total Daily Flow (gal)
01/01/15 08:03	6,730	18,812	6,521	0	32,063
01/02/15 08:18	6,727	19,002	6,560	0	32,289
01/03/15 08:03	6,474	18,595	6,399	0	31,468
01/04/15 08:03	6,795	18,847	6,455	0	32,097
01/05/15 08:03	7,896	18,286	6,660	0	**32,842**
01/06/15 08:03	7,835	17,640	6,716	0	32,191
01/07/15 08:03	7,839	17,182	6,678	0	31,699
01/08/15 08:03	7,568	17,089	6,639	0	31,296
01/09/15 08:03	7,351	17,206	6,618	0	31,175
01/10/15 08:03	7,124	17,213	6,577	0	30,914
01/11/15 08:03	6,910	17,211	6,533	0	30,654
01/12/15 08:03	6,765	17,170	6,483	0	30,418
01/13/15 08:17	6,699	17,309	6,499	0	30,507
01/14/15 08:03	6,478	16,968	6,368	0	29,814
01/15/15 08:03	6,520	17,129	6,452	0	30,101
01/16/15 08:03	6,478	17,117	6,474	0	30,069
01/17/15 08:03	6,397	17,092	6,497	0	29,986
01/18/15 08:03	6,369	17,047	6,513	0	29,929
01/19/15 08:03	6,286	17,418	6,456	0	30,160
01/20/15 08:03	6,012	18,672	6,418	0	31,102
01/21/15 08:03	6,130	17,831	6,436	0	30,397
01/22/15 08:03	6,104	17,715	6,403	0	30,222
01/23/15 08:03	5,919	18,211	6,347	0	30,477
01/24/15 08:03	5,900	18,090	6,260	0	30,250
01/25/15 08:03	5,945	18,001	6,215	0	30,161
01/26/15 08:03	5,920	17,943	6,199	0	30,062
01/27/15 08:03	5,921	17,893	6,147	0	29,961
01/28/15 08:03	5,874	17,704	6,051	0	29,629
01/29/15 08:03	5,783	18,005	5,964	0	29,752
01/30/15 08:03	5,765	18,057	5,930	0	29,752
01/31/15 08:03	5,899	17,064	5,919	0	28,882

Total Flow for January (gallons):	950,319
Maximum Daily Flow for January (gallons/day):	32,842
Average Daily Flow for Janaury (gallons/day):	30,655

Table 4
Niagara County Sewer Discharge Monitoring
Off-Site Groundwater Extraction System
Textron, Inc.
Wheatfield, New York
Permit Number: 13-07
February 1 - February 28, 2015
Daily Flow Rates

Date/Time	EW-2 Flow Reading	EW-3 Flow Reading	EW-4 Flow Reading	EW-5 Flow Reading	Total Daily Flow (gal)
02/01/15 08:03	6,024	16,355	5,920	0	28,299
02/02/15 08:03	6,083	16,158	5,889	0	28,130
02/03/15 08:03	6,289	14,965	5,852	0	27,106
02/04/15 08:03	6,378	14,444	5,820	0	26,642
02/05/15 08:03	5,515	18,700	5,724	0	29,939
02/06/15 08:03	5,384	19,153	5,711	0	**30,248**
02/07/15 08:03	6,030	15,552	5,766	0	27,348
02/08/15 08:03	5,951	15,740	5,728	0	27,419
02/09/15 08:03	6,700	11,576	5,774	0	24,050
02/10/15 08:03	7,031	9,564	5,784	0	22,379
02/11/15 08:03	6,980	9,483	5,761	0	22,224
02/12/15 08:03	7,010	9,339	5,725	0	22,074
02/13/15 08:00	6,827	9,604	5,656	0	22,087
02/14/15 08:03	6,812	9,606	5,641	0	22,059
02/15/15 08:03	6,670	9,593	5,638	0	21,901
02/16/15 08:03	6,597	9,624	5,651	0	21,872
02/17/15 08:03	6,820	9,857	5,645	0	22,322
02/18/15 08:03	6,746	9,850	5,709	0	22,305
02/19/15 08:03	6,572	9,763	5,731	0	22,066
02/20/15 08:03	6,391	9,669	5,693	0	21,753
02/21/15 08:17	7,703	1,053	5,821	0	14,577
02/22/15 08:03	7,666	0	5,687	0	13,353
02/23/15 08:18	7,804	0	5,780	0	13,584
02/24/15 08:03	7,709	0	5,570	0	13,279
02/25/15 08:03	7,791	0	5,687	0	13,478
02/26/15 08:03	7,682	0	5,718	0	13,400
02/27/15 08:03	7,668	0	5,727	0	13,395
02/28/15 08:03	7,629	0	5,721	0	13,350

Total Flow for February (gallons):	600,639
Maximum Daily Flow for February (gallons/day):	30,248
Average Daily Flow for February (gallons/day):	21,451

Table 5
Niagara County Sewer Discharge Monitoring
Off-Site Groundwater Extraction System
Textron, Inc.
Wheatfield, New York
Permit Number: 13-07
March 1 - March 31, 2015
Daily Flow Rates

Date/Time	EW-2 Flow Reading	EW-3 Flow Reading	EW-4 Flow Reading	EW-5 Flow Reading	Total Daily Flow (gal)
03/01/15 08:03	7,640	0	5,709	0	13,349
03/02/15 08:03	7,688	0	5,812	0	13,500
03/03/15 08:03	7,644	0	5,840	0	13,484
03/04/15 08:03	7,642	0	5,846	0	13,488
03/05/15 08:03	7,623	0	5,860	0	13,483
03/06/15 08:03	7,482	0	5,885	0	13,367
03/07/15 08:03	7,417	0	5,888	0	13,305
03/08/15 08:03	7,392	0	5,820	0	13,212
03/09/15 08:08	7,357	0	5,841	0	13,198
03/10/15 08:18	7,447	0	5,860	0	13,307
03/11/15 08:03	7,529	0	5,786	0	13,315
03/12/15 08:03	8,283	0	6,068	0	14,351
03/13/15 08:03	8,678	0	6,944	0	15,622
03/14/15 08:03	8,847	0	7,143	0	15,990
03/15/15 08:03	9,105	0	7,535	0	16,640
03/16/15 08:03	9,185	0	7,915	0	17,100
03/17/15 08:03	9,322	0	8,096	0	17,418
03/18/15 08:03	9,510	0	8,228	0	**17,738**
03/19/15 08:03	9,377	0	8,086	0	17,463
03/20/15 08:03	9,331	0	7,122	0	16,453
03/21/15 08:03	9,267	0	7,085	0	16,352
03/22/15 08:03	9,290	0	6,955	0	16,245
03/23/15 08:03	9,151	0	7,325	0	16,476
03/24/15 08:03	8,872	0	7,326	0	16,198
03/25/15 08:03	8,655	0	7,216	0	15,871
03/26/15 08:03	8,594	0	7,207	0	15,801
03/27/15 08:03	8,829	0	7,412	0	16,241
03/28/15 08:03	8,794	0	7,201	0	15,995
03/29/15 08:03	8,512	0	7,216	0	15,728
03/30/15 08:03	8,301	0	7,222	0	15,523
03/31/15 08:03	8,205	0	7,216	0	15,421

Total Flow for March (gallons):	471,634
Maximum Daily Flow for March (gallons/day):	17,738
Average Daily Flow for March (gallons/day):	15,214

Table 6
Niagara County Sewer Discharge Monitoring
Off-Site Groundwater Extraction System
Textron, Inc.
Wheatfield, New York
Permit Number: 13-07
April 1 - April 30, 2015
Daily Flow Rates

Date/Time	EW-2 Flow Reading	EW-3 Flow Reading	EW-4 Flow Reading	EW-5 Flow Reading	Total Daily Flow (gal)
04/01/15 08:03	8,078	0	7,203	0	15,281
04/02/15 08:03	7,897	0	7,184	0	15,081
04/03/15 08:03	7,907	0	7,225	0	15,132
04/04/15 08:03	8,147	0	7,457	0	15,604
04/05/15 08:03	8,104	0	7,282	0	15,386
04/06/15 08:03	7,798	0	7,196	0	14,994
04/07/15 08:03	7,520	0	7,117	0	14,637
04/08/15 08:03	7,277	0	7,074	0	14,351
04/09/15 08:03	7,680	0	7,444	0	15,124
04/10/15 08:03	7,911	0	7,694	0	15,605
04/11/15 08:03	8,085	0	7,650	0	**15,735**
04/12/15 08:03	7,765	0	7,574	0	15,339
04/13/15 08:03	7,415	0	7,679	0	15,094
04/14/15 08:03	7,194	0	7,647	0	14,841
04/15/15 08:03	6,980	0	7,644	0	14,624
04/16/15 08:03	6,805	0	7,720	0	14,525
04/17/15 08:03	6,680	0	7,763	0	14,443
04/18/15 08:03	6,598	0	7,731	0	14,329
04/19/15 08:03	6,428	0	7,699	0	14,127
04/20/15 08:03	6,448	0	7,643	0	14,091
04/21/15 08:03	7,035	0	8,045	0	15,080
04/22/15 08:03	6,973	0	8,040	0	15,013
04/23/15 08:03	6,752	0	8,014	0	14,766
04/24/15 08:03	6,558	0	7,991	0	14,549
04/25/15 08:03	6,354	0	7,971	0	14,325
04/26/15 08:18	6,301	0	8,086	0	14,387
04/27/15 08:03	6,094	0	7,927	0	14,021
04/28/15 08:03	6,119	0	7,945	0	14,064
04/29/15 08:03	6,929	0	7,794	0	14,723
04/30/15 08:03	7,801	0	7,689	0	15,490

Total Flow for April (gallons):	444,761
Maximum Daily Flow for April (gallons/day):	15,735
Average Daily Flow for April (gallons/day):	14,825

Table 8
Niagara County Sewer Discharge Monitoring
Off-Site Groundwater Extraction System
Textron, Inc.
Wheatfield, New York
Permit Number: 13-07
May 18 - 19, 2015
Sample ID: MH No. 9-3

Parameter via USEPA Method 624	Reported Concentration (µg/L)	Total Flow (gallons per day)[1]	Discharge Loading Pounds per Day[2]	Maximum Daily Discharge Loading Limits
Trichloroethene	< 1.0	28,337	< 0.000236472	1.0
1,2-Dichloroethene (Total)	25	28,337	0.005911807	2.500
Vinyl Chloride	1.6	28,337	0.000378356	0.4000
Methylene Chloride	< 1.0	28,337	< 0.000236472	0.2

Notes:
Total Flow Limit: 200,000 gallons per day (gpd).
< - Not detected at indicated method detection limit.
For calculation purposes "Not Detected" values are assigned the value of the method detection limit.
[1] Total flow during sampling period was based on the total flow measurements for the sampling date.
[2] Determined as follows: (Concentration in µg/L) x (flow rate in gpd) x (CF)
CF = Conversion Factor 8.3×10^{-9}

Appendix A

Field Sampling Sheets

ALS Environmental

CHAIN OF CUSTODY/LABORATORY ANALYSIS REQUEST FORM

25855

1565 Jefferson Road, Building 300, Suite 360 • Rochester, NY 14623 | +1 585 288 5380 +1 585 288 8475 (fax) PAGE 1 OF 1

Project Name: TEXTRON	Project Number: 148900
Project Manager: CECELIA ~~CAMPBELL~~ BYERS	Report CC: LISA SCHMERHORN
Company/Address: CB:I 2796 MOSSIDE BLVD. MONROEVILLE, PA 15146	
Phone #: 518-281-2034	Email: CECELIA.BYERS@CBI.COM
Sampler's Signature: Kevin Cronin	Sampler's Printed Name: KEVIN CRONIN

ANALYSIS REQUESTED *(Include Method Number and Container Preservative)*

PRESERVATIVE

NUMBER OF CONTAINERS

Preservative Key
0. NONE
1. HCL
2. HNO_3
3. H_2SO_4
4. NaOH
5. Zn. Acetate
6. MeOH
7. $NaHSO_4$
8. Other _____

CLIENT SAMPLE ID	FOR OFFICE USE ONLY LAB ID	SAMPLING DATE	SAMPLING TIME	MATRIX	NUMBER OF CONTAINERS	QC/MS VOAs ○ 8260 ○ 624/ CLP	QC/MS SVOAs ○ 8270 ○ 625	QC VOAs ○ 8021 ○ 601/602	PESTICIDES ○ 8081 ○ 608	PCBs ○ 8082 ○ 608	METALS, TOTAL (List in comments below)	METALS, DISSOLVED (List in comments below)	REMARKS/ ALTERNATE DESCRIPTION
MH9-3		5/18/15	1120	GW	3	X							COMPOSITE ALL INTO ONE SAMPLE
			1730		3	X							
			2345		3	X							
MH9-3		5/19/15	0645	GW	3	X							
TRIP BLANK					3	X							

SPECIAL INSTRUCTIONS/COMMENTS
Metals

See QAPP ☐

STATE WHERE SAMPLES WERE COLLECTED: NY

TURNAROUND REQUIREMENTS
____ RUSH (SURCHARGES APPLY)
STANDARD
____ 1 day ____ 2 day ____ 3 day
____ 4 day ____ 5 day

REQUESTED REPORT DATE

REPORT REQUIREMENTS
____ I. Results Only
✓ II. Results + QC Summaries (LCS, DUP, MS/MSD as required)
____ III. Results + QC and Calibration Summaries
____ IV. Data Validation Report with Raw Data
Edata ✓ Yes ____ No

INVOICE INFORMATION
PO #
BILL TO:

RELINQUISHED BY	RECEIVED BY	RELINQUISHED BY	RECEIVED BY	RELINQUISHED BY	RECEIVED BY
Signature: Kevin Cronin	Signature	Signature	Signature	Signature	Signature
Printed Name: KEVIN CRONIN	Printed Name	Printed Name	Printed Name	Printed Name	Printed Name
Firm: CB:I	Firm	Firm	Firm	Firm	Firm
Date/Time: 5/19/15 1500	Date/Time	Date/Time	Date/Time	Date/Time	Date/Time

Distribution: White - Lab Copy; Yellow - Return to Originator

© 2012 by ALS Group

TEXTRON, INC.
FIELD SAMPLING DATA SHEET
NIAGARA COUNTY SEWER DISTRICT SAMPLING EVENT

Site Name: Textron, Wheatfield, NY
Project Number: 148900
NCSD Permit Number: 13-07
Sample Location: EW- 6
Date: May 18, 2015
Time: 1120
Field Personnel: Cronin, KUBEKA

Physical Condition of Location: Good
Ambient Temperature: 75°
Wind: L/GHT
Precipitation: None

Sampling Method: Dedicated Poly Bailer

Sample Number: MH No. 9-3
Sample Description: Clear
Analysis Requested: EPA Method 624
Totalizer:

Notes:

Sampler Signature: Kevin Cronin

TEXTRON, INC.
FIELD SAMPLING DATA SHEET
NIAGARA COUNTY SEWER DISTRICT SAMPLING EVENT

Site Name: Textron, Wheatfield, NY
Project Number: 148900
NCSD Permit Number: 13-07
Sample Location: EW-6
Date: May 18, 2015
Time: (730)
Field Personnel: Cronin

Physical Condition of Location: Good
Ambient Temperature: 60°
Wind: 5-10 MPH
Precipitation: None

Sampling Method: Dedicated Poly Bailer

Sample Number: MH No. 9-3
Sample Description: Clear
Analysis Requested: EPA Method 624
Totalizer:

Notes:

Sampler Signature: Glenn Cronin

TEXTRON, INC.
FIELD SAMPLING DATA SHEET
NIAGARA COUNTY SEWER DISTRICT SAMPLING EVENT

Site Name: Textron, Wheatfield, NY
Project Number: 148900
NCSD Permit Number: 13-07
Sample Location: EW- 6
Date: May 18, 2015
Time: 2345
Field Personnel: Cronin

Physical Condition of Location: Good
Ambient Temperature: 45°
Wind: 5 - 10 MPH
Precipitation: None

Sampling Method: Dedicated Poly Bailer

Sample Number: MH No. 9-3
Sample Description: Clear
Analysis Requested: EPA Method 624
Totalizer:

Notes:

Sampler Signature: Kevin Cronin

TEXTRON, INC.
FIELD SAMPLING DATA SHEET
NIAGARA COUNTY SEWER DISTRICT SAMPLING EVENT

Site Name: Textron, Wheatfield, NY
Project Number: 148900
NCSD Permit Number: 13-07
Sample Location: EW- 6
Date: May 19, 2015
Time: 0645
Field Personnel: Cronin

Physical Condition of Location: Good
Ambient Temperature: 50°
Wind: LIGHT
Precipitation: None

Sampling Method: Dedicated Poly Bailer

Sample Number: MH No. 9-3
Sample Description: Clear
Analysis Requested: EPA Method 624
Totalizer:

Notes:

Sampler Signature: Kevin Cronin

Appendix B

Analytical Report

May 27, 2015 Service Request No:R1503861

Ms. Cecelia Byers
CB&I Environmental & Infrastructure
2790 Mosside Boulevard
Monroeville, PA 15146

Laboratory Results for: Textron Wheatfield

Dear Ms.Byers,

Enclosed are the results of the sample(s) submitted to our laboratory May 20, 2015
For your reference, these analyses have been assigned our service request number **R1503861.**

All analyses were performed according to our laboratory's quality assurance program. The test results meet requirements of the NELAP standards except as noted in the case narrative report. All results are intended to be considered in their entirety, and ALS Environmental is not responsible for use of less than the complete report. Results apply only to the items submitted to the laboratory for analysis and individual items (samples) analyzed, as listed in the report. The measurement uncertainty of the results included in this report is within that expected when using the prescribed method(s) for analysis of these samples, and represented by Laboratory Control Sample control limits. Any events, such as QC failures, which may add to the uncertainty are explained in the report narrative.

Please contact me if you have any questions. My extension is 7472. You may also contact me via email at Janice.Jaeger@alsglobal.com.

Respectfully submitted,

ALS Group USA, Corp. dba ALS Environmental

Janice Jaeger
Project Manager

ADDRESS 1565 Jefferson Road, Building 300, Suite 360, Rochester, NY 14623
PHONE +1 585 288 5380 | FAX +1 585 288 8475
ALS Group USA, Corp.
dba ALS Environmental

CASE NARRATIVE

This report contains analytical results for the following samples:

Service Request Number: R1503861

SAMPLE #	CLIENT SAMPLE ID	DATE	TIME
R1503861-001	MH9-3	5/19/2015	0645
R1503861-002	Trip Blank	5/19/2015	0645

All samples were received in good condition unless otherwise noted on the cooler receipt and preservation check form located at the end of this report.

All samples were preserved in accordance with approved analytical methods.

All samples have been analyzed by the approved methods cited on the analytical results pages.

All holding times and associated QC were within limits.

No analytical or QC problems were encountered.

All sampling activities performed by ALS personnel have been in accordance with “ALS Field Procedures and Measurements Manual” or by client specifications.

REPORT QUALIFIERS AND DEFINITIONS

U	Analyte was analyzed for but not detected. The sample quantitation limit has been corrected for dilution and for percent moisture, unless otherwise noted in the case narrative.
J	Estimated value due to either being a Tentatively Identified Compound (TIC) or that the concentration is between the MRL and the MDL. Concentrations are not verified within the linear range of the calibration. For DoD: concentration >40% difference between two GC columns (pesticides/Arclors).
B	Analyte was also detected in the associated method blank at a concentration that may have contributed to the sample result.
E	Inorganics- Concentration is estimated due to the serial dilution was outside control limits.
E	Organics- Concentration has exceeded the calibration range for that specific analysis.
D	Concentration is a result of a dilution, typically a secondary analysis of the sample due to exceeding the calibration range or that a surrogate has been diluted out of the sample and cannot be assessed.
*	Indicates that a quality control parameter has exceeded laboratory limits. Under the ñNotesò column of the Form I, this qualifier denotes analysis was performed out of Holding Time.
H	Analysis was performed out of hold time for tests that have an ñimmediateò hold time criteria.
#	Spike was diluted out.
+	Correlation coefficient for MSA is <0.995.
N	Inorganics- Matrix spike recovery was outside laboratory limits.
N	Organics- Presumptive evidence of a compound (reported as a TIC) based on the MS library search.
S	Concentration has been determined using Method of Standard Additions (MSA).
W	Post-Digestion Spike recovery is outside control limits and the sample absorbance is <50% of the spike absorbance.
P	Concentration >40% (25% for CLP) difference between the two GC columns.
C	Confirmed by GC/MS
Q	DoD reports: indicates a pesticide/Aroclor is not confirmed (Ó100% Difference between two GC columns).
X	See Case Narrative for discussion.
MRL LOQ	Method Reporting Limit. Also known as: Limit of Quantitation (LOQ) The lowest concentration at which the method analyte may be reliably quantified under the method conditions.
MDL	Method Detection Limit. A statistical value derived from a study designed to provide the lowest concentration that will be detected 99% of the time. Values between the MDL and MRL are estimated (see J qualifier).
LOD	Limit of Detection. A value at or above the MDL which has been verified to be detectable.
ND	Non-Detect. Analyte was not detected at the concentration listed. Same as U qualifier.

Rochester Lab ID # for State Certifications[1]

Connecticut ID # PH0556	Maine ID #NY0032	New Hampshire ID # 294100 A/B
Delaware Accredited	Nebraska Accredited	
DoD ELAP #65817	New Jersey ID # NY004	Pennsylvania ID# 68-786
Florida ID # E87674	New York ID # 10145	Rhode Island ID # 158
Illinois ID #200047	North Carolina #676	Virginia #460167

[1] Analyses were performed according to our laboratoryôs NELAP-approved quality assurance program and any applicable state or agency requirements. The test results meet requirements of the current NELAP/TNI standards or state or agency requirements, where applicable, except as noted in the case narrative. Since not all analyte/method/matrix combinations are offered for state/NELAC accreditation, this report may contain results which are not accredited. For a specific list of accredited analytes, contact the laboratory or go to http://www.alsglobal.com/en/Our-Services/Life-Sciences/Environmental/Downloads/North-America-Downloads

RIGHT SOLUTIONS | RIGHT PARTNER

Client:	CB&I	**Service Request:**	R1503861
Project:	Textron Wheatfield/Semiannual NCSD 148900	**Date Collected:**	05/19/15 06:45
Sample Matrix:	Water	**Date Received:**	05/20/15 09:35
Sample Name:	MH9-3	**Units:**	ug/L
Lab Code:	R1503861-001	**Basis:**	NA

Volatile Organic Compounds by GC/MS with 3 Day Holding Time for Acrolein, Unpreserved

Analysis Method: 624

Analyte Name	Result	MRL	Dil.	Date Analyzed	Q
1,1,1-Trichloroethane (TCA)	1.0 U	1.0	1	05/20/15 15:42	
1,1,2,2-Tetrachloroethane	1.0 U	1.0	1	05/20/15 15:42	
1,1,2-Trichloroethane	1.0 U	1.0	1	05/20/15 15:42	
1,1-Dichloroethane (1,1-DCA)	1.0 U	1.0	1	05/20/15 15:42	
1,1-Dichloroethene (1,1-DCE)	1.0 U	1.0	1	05/20/15 15:42	
1,2-Dichlorobenzene	1.0 U	1.0	1	05/20/15 15:42	
1,2-Dichloroethane	1.0 U	1.0	1	05/20/15 15:42	
1,2-Dichloropropane	1.0 U	1.0	1	05/20/15 15:42	
1,3-Dichlorobenzene	1.0 U	1.0	1	05/20/15 15:42	
1,4-Dichlorobenzene	1.0 U	1.0	1	05/20/15 15:42	
2-Chloroethyl Vinyl Ether	10 U	10	1	05/20/15 15:42	
Acrolein	10 U	10	1	05/20/15 15:42	
Acrylonitrile	10 U	10	1	05/20/15 15:42	
Benzene	1.0 U	1.0	1	05/20/15 15:42	
Bromodichloromethane	1.0 U	1.0	1	05/20/15 15:42	
Bromoform	1.0 U	1.0	1	05/20/15 15:42	
Bromomethane	1.0 U	1.0	1	05/20/15 15:42	
Carbon Tetrachloride	1.0 U	1.0	1	05/20/15 15:42	
Chlorobenzene	1.0 U	1.0	1	05/20/15 15:42	
Chloroethane	1.0 U	1.0	1	05/20/15 15:42	
Chloroform	1.0 U	1.0	1	05/20/15 15:42	
Chloromethane	1.0 U	1.0	1	05/20/15 15:42	
Chlorodibromomethane	1.0 U	1.0	1	05/20/15 15:42	
Methylene Chloride	1.0 U	1.0	1	05/20/15 15:42	
Ethylbenzene	1.0 U	1.0	1	05/20/15 15:42	
Tetrachloroethene (PCE)	1.0 U	1.0	1	05/20/15 15:42	
Toluene	1.0 U	1.0	1	05/20/15 15:42	
Trichloroethene (TCE)	1.0 U	1.0	1	05/20/15 15:42	
Trichlorofluoromethane (CFC 11)	1.0 U	1.0	1	05/20/15 15:42	
Vinyl Chloride	**1.6**	1.0	1	05/20/15 15:42	
cis-1,3-Dichloropropene	1.0 U	1.0	1	05/20/15 15:42	
trans-1,3-Dichloropropene	1.0 U	1.0	1	05/20/15 15:42	
1,2-Dichloroethene, Total	**25**	2.0	1	05/20/15 15:42	

Surrogate Name	% Rec	Control Limits	Date Analyzed	Q
1,2-Dichloroethane-d4	105	81 - 127	05/20/15 15:42	
4-Bromofluorobenzene	98	79 - 123	05/20/15 15:42	

Analytical Report

Client:	CB&I	**Service Request:**	R1503861
Project:	Textron Wheatfield/Semiannual NCSD 148900	**Date Collected:**	05/19/15 06:45
Sample Matrix:	Water	**Date Received:**	05/20/15 09:35
Sample Name:	MH9-3	**Units:**	ug/L
Lab Code:	R1503861-001	**Basis:**	NA

Volatile Organic Compounds by GC/MS with 3 Day Holding Time for Acrolein, Unpreserved

Analysis Method: 624

Surrogate Name	% Rec	Control Limits	Date Analyzed	Q
Toluene-d8	104	83 - 120	05/20/15 15:42	

Client:	CB&I	**Service Request:**	R1503861
Project:	Textron Wheatfield/Semiannual NCSD 148900	**Date Collected:**	05/19/15 06:45
Sample Matrix:	Water	**Date Received:**	05/20/15 09:35
Sample Name:	Trip Blank	**Units:**	ug/L
Lab Code:	R1503861-002	**Basis:**	NA

Volatile Organic Compounds by GC/MS with 3 Day Holding Time for Acrolein, Unpreserved

Analysis Method: 624

Analyte Name	Result	MRL	Dil.	Date Analyzed	Q
1,1,1-Trichloroethane (TCA)	1.0 U	1.0	1	05/20/15 15:09	
1,1,2,2-Tetrachloroethane	1.0 U	1.0	1	05/20/15 15:09	
1,1,2-Trichloroethane	1.0 U	1.0	1	05/20/15 15:09	
1,1-Dichloroethane (1,1-DCA)	1.0 U	1.0	1	05/20/15 15:09	
1,1-Dichloroethene (1,1-DCE)	1.0 U	1.0	1	05/20/15 15:09	
1,2-Dichlorobenzene	1.0 U	1.0	1	05/20/15 15:09	
1,2-Dichloroethane	1.0 U	1.0	1	05/20/15 15:09	
1,2-Dichloropropane	1.0 U	1.0	1	05/20/15 15:09	
1,3-Dichlorobenzene	1.0 U	1.0	1	05/20/15 15:09	
1,4-Dichlorobenzene	1.0 U	1.0	1	05/20/15 15:09	
2-Chloroethyl Vinyl Ether	10 U	10	1	05/20/15 15:09	
Acrolein	10 U	10	1	05/20/15 15:09	
Acrylonitrile	10 U	10	1	05/20/15 15:09	
Benzene	1.0 U	1.0	1	05/20/15 15:09	
Bromodichloromethane	1.0 U	1.0	1	05/20/15 15:09	
Bromoform	1.0 U	1.0	1	05/20/15 15:09	
Bromomethane	1.0 U	1.0	1	05/20/15 15:09	
Carbon Tetrachloride	1.0 U	1.0	1	05/20/15 15:09	
Chlorobenzene	1.0 U	1.0	1	05/20/15 15:09	
Chloroethane	1.0 U	1.0	1	05/20/15 15:09	
Chloroform	1.0 U	1.0	1	05/20/15 15:09	
Chloromethane	1.0 U	1.0	1	05/20/15 15:09	
Chlorodibromomethane	1.0 U	1.0	1	05/20/15 15:09	
Methylene Chloride	1.0 U	1.0	1	05/20/15 15:09	
Ethylbenzene	1.0 U	1.0	1	05/20/15 15:09	
Tetrachloroethene (PCE)	1.0 U	1.0	1	05/20/15 15:09	
Toluene	1.0 U	1.0	1	05/20/15 15:09	
Trichloroethene (TCE)	1.0 U	1.0	1	05/20/15 15:09	
Trichlorofluoromethane (CFC 11)	1.0 U	1.0	1	05/20/15 15:09	
Vinyl Chloride	1.0 U	1.0	1	05/20/15 15:09	
cis-1,3-Dichloropropene	1.0 U	1.0	1	05/20/15 15:09	
trans-1,3-Dichloropropene	1.0 U	1.0	1	05/20/15 15:09	
1,2-Dichloroethene, Total	2.0 U	2.0	1	05/20/15 15:09	

Surrogate Name	% Rec	Control Limits	Date Analyzed	Q
1,2-Dichloroethane-d4	100	81 - 127	05/20/15 15:09	
4-Bromofluorobenzene	98	79 - 123	05/20/15 15:09	

Analytical Report

Client:	CB&I	**Service Request:**	R1503861
Project:	Textron Wheatfield/Semiannual NCSD 148900	**Date Collected:**	05/19/15 06:45
Sample Matrix:	Water	**Date Received:**	05/20/15 09:35
Sample Name:	Trip Blank	**Units:**	ug/L
Lab Code:	R1503861-002	**Basis:**	NA

Volatile Organic Compounds by GC/MS with 3 Day Holding Time for Acrolein, Unpreserved

Analysis Method: 624

Surrogate Name	% Rec	Control Limits	Date Analyzed	Q
Toluene-d8	102	83 - 120	05/20/15 15:09	

Analytical Report

Client:	CB&I	**Service Request:**	R1503861
Project:	Textron Wheatfield/Semiannual NCSD 148900	**Date Collected:**	NA
Sample Matrix:	Water	**Date Received:**	NA
Sample Name:	Method Blank	**Units:**	ug/L
Lab Code:	RQ1505510-04	**Basis:**	NA

Volatile Organic Compounds by GC/MS with 3 Day Holding Time for Acrolein, Unpreserved

Analysis Method: 624

Analyte Name	Result	MRL	Dil.	Date Analyzed	Q
1,1,1-Trichloroethane (TCA)	1.0 U	1.0	1	05/20/15 11:58	
1,1,2,2-Tetrachloroethane	1.0 U	1.0	1	05/20/15 11:58	
1,1,2-Trichloroethane	1.0 U	1.0	1	05/20/15 11:58	
1,1-Dichloroethane (1,1-DCA)	1.0 U	1.0	1	05/20/15 11:58	
1,1-Dichloroethene (1,1-DCE)	1.0 U	1.0	1	05/20/15 11:58	
1,2-Dichlorobenzene	1.0 U	1.0	1	05/20/15 11:58	
1,2-Dichloroethane	1.0 U	1.0	1	05/20/15 11:58	
1,2-Dichloropropane	1.0 U	1.0	1	05/20/15 11:58	
1,3-Dichlorobenzene	1.0 U	1.0	1	05/20/15 11:58	
1,4-Dichlorobenzene	1.0 U	1.0	1	05/20/15 11:58	
2-Chloroethyl Vinyl Ether	10 U	10	1	05/20/15 11:58	
Acrolein	10 U	10	1	05/20/15 11:58	
Acrylonitrile	10 U	10	1	05/20/15 11:58	
Benzene	1.0 U	1.0	1	05/20/15 11:58	
Bromodichloromethane	1.0 U	1.0	1	05/20/15 11:58	
Bromoform	1.0 U	1.0	1	05/20/15 11:58	
Bromomethane	1.0 U	1.0	1	05/20/15 11:58	
Carbon Tetrachloride	1.0 U	1.0	1	05/20/15 11:58	
Chlorobenzene	1.0 U	1.0	1	05/20/15 11:58	
Chloroethane	1.0 U	1.0	1	05/20/15 11:58	
Chloroform	1.0 U	1.0	1	05/20/15 11:58	
Chloromethane	1.0 U	1.0	1	05/20/15 11:58	
Chlorodibromomethane	1.0 U	1.0	1	05/20/15 11:58	
Methylene Chloride	1.0 U	1.0	1	05/20/15 11:58	
Ethylbenzene	1.0 U	1.0	1	05/20/15 11:58	
Tetrachloroethene (PCE)	1.0 U	1.0	1	05/20/15 11:58	
Toluene	1.0 U	1.0	1	05/20/15 11:58	
Trichloroethene (TCE)	1.0 U	1.0	1	05/20/15 11:58	
Trichlorofluoromethane (CFC 11)	1.0 U	1.0	1	05/20/15 11:58	
Vinyl Chloride	1.0 U	1.0	1	05/20/15 11:58	
cis-1,3-Dichloropropene	1.0 U	1.0	1	05/20/15 11:58	
trans-1,3-Dichloropropene	1.0 U	1.0	1	05/20/15 11:58	
1,2-Dichloroethene, Total	2.0 U	2.0	1	05/20/15 11:58	

Surrogate Name	% Rec	Control Limits	Date Analyzed	Q
1,2-Dichloroethane-d4	103	81 - 127	05/20/15 11:58	
4-Bromofluorobenzene	99	79 - 123	05/20/15 11:58	

Analytical Report

Client:	CB&I	**Service Request:**	R1503861
Project:	Textron Wheatfield/Semiannual NCSD 148900	**Date Collected:**	NA
Sample Matrix:	Water	**Date Received:**	NA
Sample Name:	Method Blank	**Units:**	ug/L
Lab Code:	RQ1505510-04	**Basis:**	NA

Volatile Organic Compounds by GC/MS with 3 Day Holding Time for Acrolein, Unpreserved

Analysis Method: 624

Surrogate Name	% Rec	Control Limits	Date Analyzed	Q
Toluene-d8	102	83 - 120	05/20/15 11:58	

Client: CB&I
Project: Textron Wheatfield/Semiannual NCSD 148900
Sample Matrix: Water

Service Request: R1503861
Date Analyzed: 05/20/15

Lab Control Sample Summary
Volatile Organic Compounds by GC/MS with 3 Day Holding Time for Acrolein, Unpreserved

Units:ug/L
Basis:NA

Lab Control Sample
RQ1505510-03

Analyte Name	Analytical Method	Result	Spike Amount	% Rec	% Rec Limits
1,1,1-Trichloroethane (TCA)	624	19.2	20.0	96	52-162
1,1,2,2-Tetrachloroethane	624	20.2	20.0	101	46-157
1,1,2-Trichloroethane	624	19.2	20.0	96	52-150
1,1-Dichloroethane (1,1-DCA)	624	19.9	20.0	100	59-155
1,1-Dichloroethene (1,1-DCE)	624	21.8	20.0	109	10-234
1,2-Dichlorobenzene	624	19.9	20.0	99	18-190
1,2-Dichloroethane	624	18.1	20.0	91	49-155
1,2-Dichloropropane	624	19.8	20.0	99	10-210
1,3-Dichlorobenzene	624	19.8	20.0	99	59-156
1,4-Dichlorobenzene	624	19.5	20.0	97	18-190
2-Chloroethyl Vinyl Ether	624	20.3	20.0	102	10-305
Acrolein	624	118	100	118	10-186
Acrylonitrile	624	126	100	126	84-128
Benzene	624	19.9	20.0	100	37-151
Bromodichloromethane	624	20.6	20.0	103	35-155
Bromoform	624	22.9	20.0	114	45-169
Bromomethane	624	22.9	20.0	115	10-242
Carbon Tetrachloride	624	20.0	20.0	100	70-140
Chlorobenzene	624	20.5	20.0	102	37-160
Chloroethane	624	21.0	20.0	105	14-230
Chloroform	624	19.8	20.0	99	51-138
Chloromethane	624	24.5	20.0	123	10-273
Chlorodibromomethane	624	21.8	20.0	109	53-149
Methylene Chloride	624	21.3	20.0	106	10-221
Ethylbenzene	624	20.6	20.0	103	37-162
Tetrachloroethene (PCE)	624	19.7	20.0	99	64-148
Toluene	624	19.7	20.0	98	47-150
Trichloroethene (TCE)	624	19.5	20.0	98	71-157
Trichlorofluoromethane (CFC 11)	624	19.3	20.0	96	17-181
Vinyl Chloride	624	23.5	20.0	118	10-251
cis-1,3-Dichloropropene	624	20.0	20.0	100	10-227
trans-1,3-Dichloropropene	624	21.8	20.0	109	17-183
1,2-Dichloroethene, Total	624	41.7	40.0	104	-

CHAIN OF CUSTODY/LABORATORY ANALYSIS REQUEST FORM

25855

ALS Environmental

1565 Jefferson Road, Building 300, Suite 360 • Rochester, NY 14623 | +1 585 288 5380 +1 585 288 8475 (fax) PAGE 1 OF 1

Project Name: TEXTRON	Project Number: 148900
Project Manager: CECELIA CAMPBELL BYERS	Report CC: LISA SCHMERHORN
Company/Address: CB:I 2796 MOSSIDE BLVD. MONROEVILLE, PA 15146	
Phone #: 518-281-2034	Email: CECELIA.BYERS@CBI.COM
Sampler's Signature:	Sampler's Printed Name: KEVIN CROWLEY

ANALYSIS REQUESTED *(Include Method Number and Container Preservative)*

PRESERVATIVE

CLIENT SAMPLE ID	FOR OFFICE USE ONLY LAB ID	SAMPLING DATE	SAMPLING TIME	MATRIX	NUMBER OF CONTAINERS	GC/MS VOCs • 8260 • 8260 CLP	GC/MS SVOAs • 8270 • 625	GC VOAs • 8021 • 601/602	PESTICIDES • 8081 • 608	PCBs • 8082 • 608	METALS, TOTAL (List in comments below)	METALS, DISSOLVED (List in comments below)	REMARKS/ ALTERNATE DESCRIPTION
MH9-3		5/18/15	1120	GW	3	X							COMPOSITE ALL INTO ONE SAMPLE
			1730		3	X							
			2345		3	X							
MH9-3		5/19/15	0645	GW	3	X							
TRIP BLANK					3	X							

Preservative Key
0. NONE
1. HCL
2. HNO_3
3. H_2SO_4
4. NaOH
5. Zn. Acetate
6. MeOH
7. $NaHSO_4$
8. Other ____

SPECIAL INSTRUCTIONS/COMMENTS
Metals

See QAPP ☐

STATE WHERE SAMPLES WERE COLLECTED: NY

TURNAROUND REQUIREMENTS
____ RUSH (SURCHARGES APPLY)
STANDARD
____ 1 day ____ 2 day ____ 3 day
____ 4 day ____ 5 day

REQUESTED REPORT DATE: _____

REPORT REQUIREMENTS
____ I. Results Only
✓ II. Results + QC Summaries (LCS, DUP, MS/MSD as required)
____ III. Results + QC and Calibration Summaries
____ IV. Data Validation Report with Raw Data

Edata ✓ Yes ____ No

INVOICE INFORMATION
PO #:
BILL TO:

RELINQUISHED BY	RECEIVED BY	RELINQUISHED BY	RECEIVED BY	RELINQUISHED BY	RECEIVED BY
Signature:	Signature:	Signature:	Signature:	Signature:	
Printed Name: KEVIN CROWLEY	Printed Name:	Printed Name:	Printed Name:	Printed Name:	
Firm: CB:I	Firm:	Firm:	Firm:	Firm:	
Date/Time: 5/19/15 1500	Date/Time: 5/20/15 0935	Date/Time:	Date/Time:	Date/Time:	

R1503861 5
CB&I Environmental & Infrastructure
Textron Wheatfield

Distribution: White - Lab Copy; Yellow - Return to Originator

© 2012 by ALS Group

R1503861 5
CB&I Environmental & Infrastructure
Textron Wheatfield

Cooler Receipt and Preservation Check Form

Project/Client CB&I Folder Number R15-3861

Cooler received on 5/20/15 by: JH

COURIER: ALS UPS FEDEX VELOCITY CLIENT

1	Were **Custody seals** on outside of cooler?	(Y)	N
2	**Custody papers** properly completed (ink, signed)?	(Y)	N
3	Did all bottles arrive in good **condition** (unbroken)?	(Y)	N
4	Circle: **Wet Ice** **Dry Ice** **Gel packs** present?	(Y)	N

5a	**Perchlorate** samples have required headspace?	Y	N	NA
5b	Did VOA vials, Alk,or Sulfide have sig* **bubbles**?	Y	(N)	NA
6	Where did the bottles originate?	ALS/ROC	CLIENT	
7	Soil VOA received as:	Bulk	Encore	5035set (NA)

8. Temperature Readings Date: 5/20/15 Time: 0951 ID: (IR#3) IR#5 From: (Temp Blank) Sample Bottle

Observed Temp (°C)	2.7						
Correction Factor (°C)	+0.6						
Corrected Temp (°C)	3.3						
Within 0-6°C?	(Y) N	Y N	Y N	Y N	Y N	Y N	Y N

If out of Temperature, note packing/ice condition: _____ Ice melted Poorly Packed Same Day Rule

&Client Approval to Run Samples: _____ Standing Approval Client aware at drop-off Client notified by: _____

All samples held in storage location: Room by JS on 5/20/15 at 0955
5035 samples placed in storage location: _____ by _____ on _____ at _____

PC Secondary Review: JMS 5/20/15

Cooler Breakdown: Date: 5/20/15 Time: 1425 by: (JH)

1. Were all bottle labels complete (*i.e.* analysis, preservation, etc.)? (YES) NO
2. Did all bottle labels and tags agree with custody papers? (YES) NO
3. Were correct containers used for the tests indicated? (YES) NO
4. Air Samples: Cassettes / Tubes Intact Canisters Pressurized Tedlar® Bags Inflated (N/A)

Explain any discrepancies:

pH	Reagent	Yes	No	Lot Received	Exp	Sample ID	Vol. Added	Lot Added	Final pH
≥12	NaOH								
≤2	HNO_3								
≤2	H_2SO_4								
<4	$NaHSO_4$								
Residual Chlorine (-)	For CN Phenol and 522			If +, contact PM to add $Na_2S_2O_3$ (CN), ascorbic (phenol).					
	$Na_2S_2O_3$	-	-						
	ZnAcetate	-	-						
	HCl	**	**						

**Not to be tested before analysis – pH tested and recorded by VOAs on a separate worksheet

Yes=All samples OK

No=Samples were preserved at The lab as listed

PM OK to Adjust: _____

Bottle lot numbers: 5-022-001

Other Comments:

PC Secondary Review: JMS 5/20/15 *significant air bubbles: VOA > 5-6 mm : WC >1 in. diameter

CB&I
500 Penn Center Boulevard
Suite 1000
Pittsburgh, PA 15235
Tel: 412.372.7701
Fax: 412.380.4091
www.CBI.com

November 12, 2015

Mr. Dan Kummer
Niagara County Sewer District No. 1
7346 Liberty Drive
Niagara Falls, NY 14304-3762

Subject: ***Niagara County Sewer District Discharge Monitoring***
Semiannual Analytical Results
Permit No. 13-07
Textron Off-Site Groundwater Extraction System
Textron, Inc., Wheatfield, New York
Sample Dates: October 21–22, 2015

Dear Mr. Kummer:

Enclosed for your review are the semiannual discharge monitoring analytical results generated during the operation of Textron, Inc.'s (Textron) Off-Site Groundwater Extraction System located in Wheatfield, New York. The Off-Site Groundwater Extraction System was brought online in March 1993 and discharges to the Niagara County Sewer District (NCSD) sanitary sewer under Permit No. 13-07.

CB&I Environmental & Infrastructure, Inc., on behalf of Textron, collected four grab samples of the discharge from the Extraction Well EW-6 location between October 21 and 22, 2015 in accordance with NCSD Permit No. 13-07. The field sampling sheets are included as **Appendix A**. The samples were kept on ice and hand delivered to ALS Environmental's laboratory in Rochester, New York, for analysis of volatile organic compounds via United States Environmental Protection Agency Method 624. All sampling and analytical activities were conducted in accordance with the requirements stated in NCSD Permit No. 13-07.

Approximately 5,982,869 gallons of groundwater were extracted by the off-site system and discharged to the NCSD sanitary sewer between May 1, 2015 and November 1, 2015 as reported from the discharge totalizer in Extraction Well EW-6. The volume of water discharge is measured by using either or the sum of the individual well totalizers or the discharge totalizer at EW-6. Discharge volumes obtained from the discharge totalizer are indicated in blue on the tables. The discharge flow volumes for the months of May, June, July, August, September, and October are detailed on Tables 1 through 6, respectively. As part of a pilot program with the New York State Department of Environmental Conservation (NYSDEC), Extraction Well EW-5 was taken offline and will remain inactive while the results of the recent groundwater sampling event are discussed with the NYSDEC.

Table 7 contains a summary of the semiannual discharge monitoring analytical data and an estimate of the discharge loading in comparison to the permitted maximum daily discharge loading limits. As illustrated in Table 7, the estimated daily discharge loading during the monitoring period did not exceed the permitted limits and the system remains in compliance with pertinent permits and discharge requirements. The analytical results for the October 2015 sampling event are provided in **Appendix B**.

Please do not hesitate to contact me at 412.858.3977 should you have any questions regarding this project.

Sincerely,

Cecelia Byers
Project Manager
CB&I Environmental & Infrastructure, Inc.

Please Reply To: Cecelia Byers
Telephone: 412.858.3977
E-Mail Address: cecelia.byers@cbi.com

CB:lmk
Attachments: Tables
Appendix A – Field Sampling Sheets
Appendix B – Analytical Report

cc: Greg Simpson – Textron, e-copy
CB&I – File

Tables

Table 1
Niagara County Sewer Discharge Monitoring
Off-Site Groundwater Extraction System
Textron, Inc.
Wheatfield, New York
Permit Number: 13-07
May 1-May 31, 2015
Daily Flow Rates

Date/Time	EW-2 Flow Reading	EW-3 Flow Reading	EW-4 Flow Reading	EW-5 Flow Reading	Total Daily Flow (gal)
05/01/15 08:03	6,787	0	7,673	0	14,460
05/02/15 08:03	6,678	0	7,522	0	14,200
05/03/15 08:03	6,491	0	7,396	0	13,887
05/04/15 08:03	6,251	0	7,312	0	13,563
05/05/15 08:03	6,059	0	7,236	0	13,295
05/06/15 08:03	5,927	0	7,070	0	12,997
05/07/15 08:03	5,837	0	6,951	0	12,788
05/08/15 08:03	5,766	0	6,750	0	12,516
05/09/15 08:03	5,804	0	6,537	0	12,341
05/10/15 08:03	5,823	0	6,606	0	12,429
05/11/15 08:03	5,877	0	6,560	0	12,437
05/12/15 18:00	659	4,878	726	0	6,610
05/13/15 08:03	0	13,309	0	0	15,483
05/14/15 08:03	0	22,643	0	0	26,959
05/15/15 08:03	0	22,651	1,946	0	27,843
05/16/15 08:03	0	22,655	785	0	**29,049**
05/17/15 08:03	0	22,639	0	0	28,936
05/18/15 08:03	0	22,571	0	0	28,316
05/19/15 08:03	0	22,584	0	0	28,081
05/20/15 08:17	0	22,903	0	0	28,337
05/21/15 08:03	0	22,434	0	0	27,698
05/22/15 08:03	0	22,704	0	0	27,927
05/23/15 08:03	0	22,737	0	0	27,802
05/24/15 08:03	0	22,734	0	0	27,832
05/25/15 08:03	0	22,703	0	0	27,773
05/26/15 08:03	0	22,674	0	0	27,631
05/27/15 08:03	0	22,644	0	0	27,710
05/28/14 08:03	0	22,589	0	0	27,475
05/29/14 08:03	0	22,567	0	0	27,430
05/30/14 08:03	0	22,582	0	0	27,294
05/31/14 08:03	0	22,604	0	0	27,456

Total Flow for May (gallons):	523,642
Maximum Daily Flow for May (gallons/day):	29,049
Average Daily Flow for May (gallons/day):	21,566

Blue - indicates that total flow reading obtained from EW-6 discharge totalizer.

Table 2
Niagara County Sewer Discharge Monitoring
Off-Site Groundwater Extraction System
Textron, Inc.
Wheatfield, New York
Permit Number: 13-07
June 1-June 30, 2015
Daily Flow Rates

Date/Time	EW-2 Flow Reading	EW-3 Flow Reading	EW-4 Flow Reading	EW-5 Flow Reading	Total Daily Flow (gal)
06/01/15 08:03	0	22,636	0	0	27,017
06/02/15 08:03	0	22,088	0	0	26,528
06/03/15 08:03	0	22,279	0	0	26,503
06/04/15 08:03	0	22,270	0	0	**27,104**
06/05/15 08:03	0	22,422	0	0	26,930
06/06/15 08:03	0	22,313	0	0	23,141
06/07/15 08:03	0	22,388	0	0	23,321
06/08/15 08:03	0	22,244	0	4	22,662
06/09/15 08:03	0	22,344	0	0	22,096
06/10/15 08:03	0	22,347	0	0	22,046
06/11/15 08:03	0	22,306	0	0	21,977
06/12/15 08:03	0	22,235	0	0	22,006
06/13/15 08:03	0	22,195	0	0	22,165
06/14/15 08:13	0	22,332	0	0	21,898
06/15/15 08:03	0	22,069	0	0	21,956
06/16/15 08:00	0	22,247	0	0	21,986
06/17/15 08:03	0	22,209	0	0	21,643
06/18/15 08:03	0	21,818	0	0	21,527
06/19/15 08:03	0	21,670	0	0	23,057
06/20/15 08:03	0	22,963	0	0	22,769
06/21/15 08:03	0	23,240	0	0	22,725
06/22/15 08:03	0	23,238	0	0	22,833
06/23/15 08:03	0	23,259	0	0	23,025
06/24/15 08:03	0	23,416	0	0	22,928
06/25/15 08:03	0	23,383	0	0	22,819
06/26/15 08:03	0	23,353	0	0	22,699
06/27/15 08:03	0	23,333	0	0	21,166
06/28/15 08:03	0	21,913	0	0	17,130
06/29/15 08:03	0	18,438	0	0	16,931
06/30/15 08:03	0	18,237	0	0	17,224

Maximum Daily Flow for June (gallons/day): 27,104
Average Daily Flow for June (gallons/day): 22,594

Blue - indicates that total flow reading obtained from EW-6 discharge totalizer.

Table 3
Niagara County Sewer Discharge Monitoring
Off-Site Groundwater Extraction System
Textron, Inc.
Wheatfield, New York
Permit Number: 13-07
July 1-July 31, 2015
Daily Flow Rates

Date/Time	EW-2 Flow Reading	EW-3 Flow Reading	EW-4 Flow Reading	EW-5 Flow Reading	Total Daily Flow (gal)
07/01/15 08:03	0	18,453	0	0	17,338
07/02/15 08:03	0	18,611	0	0	17,390
07/03/15 08:03	0	18,691	0	0	17,402
07/04/15 08:03	0	18,694	0	0	17,435
07/05/15 08:03	0	18,778	0	0	17,455
07/06/15 08:03	0	18,793	0	0	17,429
07/07/15 08:03	0	18,795	0	0	17,588
07/08/15 08:03	0	18,980	0	0	17,581
07/09/15 08:03	0	18,931	0	0	17,597
07/10/15 08:03	0	18,938	0	0	17,629
07/11/15 08:03	0	18,920	0	0	17,643
07/12/15 08:03	0	18,901	0	0	17,566
07/13/15 08:03	0	18,884	0	0	17,486
07/14/15 08:03	0	18,852	0	0	17,491
07/15/15 08:03	0	18,824	0	0	17,511
07/16/15 08:03	0	18,811	0	0	17,555
07/17/15 08:03	0	18,921	0	0	17,564
07/18/15 08:03	0	18,931	0	0	17,568
07/19/15 08:03	0	18,944	0	0	17,654
07/20/15 08:03	0	19,021	0	0	17,632
07/21/15 08:03	0	19,009	0	0	21,481
07/22/15 08:03	0	22,197	0	0	**21,902**
07/23/15 08:03	0	22,535	0	0	21,755
07/24/15 08:03	0	22,391	0	0	21,589
07/25/15 08:03	0	22,258	0	0	21,503
07/26/15 08:03	0	22,203	0	0	21,436
07/27/15 08:03	0	22,154	0	0	21,399
07/28/15 08:03	0	22,146	0	0	21,375
07/29/15 08:03	0	22,124	0	0	21,344
07/30/15 08:03	0	22,076	0	0	21,320
07/31/15 08:03	0	22,078	0	0	21,315

Maximum Daily Flow for July (gallons/day): 21,902
Average Daily Flow for July (gallons/day): 18,933

Blue - indicates that total flow reading obtained from EW-6 discharge totalizer.

Table 4
Niagara County Sewer Discharge Monitoring
Off-Site Groundwater Extraction System
Textron, Inc.
Wheatfield, New York
Permit Number: 13-07
August 1-August 30, 2015
Daily Flow Rates

Date/Time	EW-2 Flow Reading	EW-3 Flow Reading	EW-4 Flow Reading	EW-5 Flow Reading	Total Daily Flow (gal)
08/01/15 08:03	0	22,071	0	0	21,306
08/02/15 08:03	0	22,080	0	0	21,333
08/03/15 08:03	0	22,137	0	0	21,368
08/04/15 08:03	0	22,141	0	0	21,378
08/05/15 08:03	0	22,161	0	0	21,359
08/06/15 08:03	0	22,163	0	0	21,383
08/07/15 08:03	0	22,142	0	0	**21,406**
08/08/15 08:03	0	22,169	0	0	21,367
08/09/15 08:03	0	22,136	0	0	21,318
08/10/15 08:03	0	22,097	0	0	21,149
08/11/15 08:03	0	21,890	0	0	21,098
08/12/15 08:03	0	21,862	0	0	21,307
08/13/15 08:03	0	22,076	0	0	21,320
08/14/15 08:03	0	22,071	0	0	21,326
08/15/15 08:03	0	22,059	0	0	21,269
08/16/15 08:03	0	21,964	0	0	20,646
08/17/15 08:03	0	21,336	0	0	20,785
08/18/15 08:03	0	21,476	0	0	20,993
08/19/15 08:03	0	21,726	0	0	21,030
08/20/15 08:03	0	21,741	0	0	21,093
08/21/15 08:03	0	21,805	0	0	21,089
08/22/15 08:03	0	21,813	0	0	21,122
08/23/15 08:03	0	21,793	0	0	21,039
08/24/15 08:03	0	21,703	0	0	21,081
08/25/15 08:03	0	21,753	0	0	21,070
08/26/15 08:03	0	21,761	0	0	21,118
08/27/15 08:03	0	21,757	0	0	21,124
08/28/15 08:03	0	21,813	0	0	21,239
08/29/15 08:03	0	21,867	0	0	21,212
08/30/15 08:03	0	21,857	0	0	21,088
08/31/15 08:03	0	21,723	0	0	21,132

Maximum Daily Flow for August (gallons/day): 21,406
Average Daily Flow for August (gallons/day): 21,179

Blue - indicates that total flow reading obtained from EW-6 discharge totalizer.

Table 5
Niagara County Sewer Discharge Monitoring
Off-Site Groundwater Extraction System
Textron, Inc.
Wheatfield, New York
Permit Number: 13-07
September 1-September 30, 2015
Daily Flow Rates

Date/Time	EW-2 Flow Reading	EW-3 Flow Reading	EW-4 Flow Reading	EW-5 Flow Reading	Total Daily Flow (gal)
09/01/15 08:08	0	21,776	0	0	20,979
09/02/15 08:03	0	21,637	0	0	21,030
09/03/15 08:03	0	21,704	0	0	21,013
09/04/15 08:03	0	21,712	0	0	21,012
09/05/15 08:03	0	21,702	0	0	21,010
09/06/15 08:03	0	21,679	0	0	20,986
09/07/15 08:03	0	21,676	0	0	20,979
09/08/15 08:03	0	21,652	0	0	20,978
09/09/15 08:03	0	21,630	0	0	56,375
09/10/15 08:03	0	20,742	5,478	0	62,155
09/11/15 08:03	0	20,655	6,547	0	62,402
09/12/15 08:03	0	20,659	6,611	0	64,417
09/13/15 08:03	0	20,731	8,403	0	66,375
09/14/15 08:03	0	20,816	9,657	0	**66,700**
09/15/15 08:18	0	21,013	9,696	0	64,628
09/16/15 08:03	0	20,520	9,462	0	64,882
09/17/15 08:03	0	20,681	9,503	0	64,640
09/18/15 08:03	0	20,630	9,478	0	64,017
09/19/15 08:03	0	20,561	9,406	0	63,918
09/20/15 08:03	0	20,415	9,570	0	63,590
09/21/15 08:03	0	20,402	9,641	0	63,564
09/22/15 08:03	0	20,390	9,423	0	64,021
09/23/15 08:18	0	20,593	9,341	0	62,573
09/24/15 08:03	0	20,173	9,043	0	63,288
09/25/15 08:03	0	20,376	8,819	0	62,521
09/26/15 08:03	0	20,405	8,701	0	62,037
09/27/15 08:03	0	20,331	8,725	0	61,996
09/28/15 08:03	0	20,214	8,528	0	61,806
09/29/15 08:03	0	20,200	8,754	0	61,965
09/30/15 08:03	0	20,245	9,099	0	62,092

Maximum Daily Flow for September (gallons/day): 66,700
Average Daily Flow for September (gallons/day): 51,932

Blue - indicates that total flow reading obtained from EW-6 discharge totalizer.

Table 6
Niagara County Sewer Discharge Monitoring
Off-Site Groundwater Extraction System
Textron, Inc.
Wheatfield, New York
Permit Number: 13-07
October 1-October 31, 2015
Daily Flow Rates

Date/Time	EW-2 Flow Reading	EW-3 Flow Reading	EW-4 Flow Reading	EW-5 Flow Reading	Total Daily Flow (gal)
10/01/15 08:03	0	20,236	9,708	0	62,092
10/02/15 08:03	0	20,252	9,964	0	62,036
10/03/15 08:03	0	20,260	10,099	0	62,081
10/04/15 08:03	0	20,289	9,792	0	61,931
10/05/15 08:03	0	20,337	9,793	0	61,525
10/06/15 08:03	0	20,294	9,812	0	61,626
10/07/15 08:03	0	20,293	9,320	0	61,573
10/08/15 08:03	0	20,292	8,551	0	61,257
10/09/15 08:03	0	20,148	8,530	0	61,323
10/10/15 08:03	0	19,845	9,262	0	61,647
10/11/15 08:03	0	19,810	9,657	0	61,315
10/12/15 08:03	0	19,938	9,110	0	61,339
10/13/15 08:03	0	19,857	8,668	0	60,929
10/14/15 08:03	0	19,787	8,725	0	61,022
10/15/15 08:03	0	19,777	8,901	0	60,877
10/16/15 08:03	21,509	19,738	9,175	0	50,422
10/17/15 08:03	31,727	19,811	9,371	0	60,909
10/18/15 08:03	31,770	19,841	9,479	0	61,090
10/19/15 08:03	31,802	19,774	9,507	0	61,083
10/20/15 08:03	31,756	19,788	9,553	0	61,097
10/21/15 08:03	31,793	19,873	9,821	0	61,487
10/22/15 08:03	31,883	19,846	10,121	0	61,850
10/23/15 08:03	31,835	20,014	10,029	0	61,878
10/24/15 08:03	31,820	19,889	9,735	0	61,444
10/25/15 08:03	31,823	19,885	9,478	0	61,186
10/26/15 08:03	31,784	19,688	9,745	0	61,217
10/27/15 08:03	31,767	19,326	10,086	0	61,179
10/28/15 08:03	31,785	19,274	10,400	0	61,459
10/29/15 08:03	32,089	19,106	12,865	0	64,060
10/30/15 08:03	32,235	18,896	13,722	0	**64,853**
10/31/15 08:03	32,206	18,729	12,282	0	63,217

Maximum Daily Flow for October (gallons/day): 64,853
Average Daily Flow for October (gallons/day): 61,323

Blue - indicates that total flow reading obtained from EW-6 discharge totalizer.

Table 7
Niagara County Sewer Discharge Monitoring
Off-Site Groundwater Extraction System
Textron, Inc.
Wheatfield, New York
Permit Number: 13-07
October 21-22, 2015
Sample ID: MH No. 9-3

Parameter via USEPA Method 624	Reported Concentration (µg/L)	Total Flow (gallons per day)[1]	Discharge Loading Pounds per Day[2]	Maximum Daily Discharge Loading Limits
Trichloroethene	1.1	61,850	0.000567752	1.0
1,2-Dichloroethene (Total)	11.0	61,850	0.005677521	2.500
Vinyl Chloride	< 1.0	61,850	< 0.000516138	0.4000
Methylene Chloride	< 1.0	61,850	< 0.000516138	0.2

Notes:

Total Flow Limit: 200,000 gallons per day (gpd).

< - Not detected at indicated method detection limit.

For calculation purposes, "Not Detected" values are assigned the value of the method detection limit.

[1] Total flow during sampling period was based on the total flow measurements for the sampling date.

[2] Determined as follows: (Concentration in µg/L) x (flow rate in gpd) x (CF)

CF = Conversion Factor 8.3×10^{-9}

Appendix A

Field Sampling Sheets

ALS Environmental

CHAIN OF CUSTODY/LABORATORY ANALYSIS REQUEST FORM

31626

1565 Jefferson Road, Building 300, Suite 360 • Rochester, NY 14623 | +1 585 288 5380 +1 585 288 8475 (fax) PAGE 1 OF 1

Project Name: NIAGARA COUNTY	Project Number:
Project Manager: KEVIN CRONIN	Report CC:
Company/Address: CB & I	
Phone #:	Email:
Sampler's Signature: [signature]	Sampler's Printed Name: BOB LUBAN

ANALYSIS REQUESTED *(Include Method Number and Container Preservative)*

PRESERVATIVE

Preservative Key
0. NONE
1. HCL
2. HNO_3
3. H_2SO_4
4. NaOH
5. Zn. Acetate
6. MeOH
7. $NaHSO_4$
8. Other _____

CLIENT SAMPLE ID	FOR OFFICE USE ONLY LAB ID	SAMPLING DATE	SAMPLING TIME	MATRIX	NUMBER OF CONTAINERS	GC/MS VOAs ○ 8260 ○ 624 ○ CLP	GC/MS SVOAs ○ 8270 ○ 625	GC VOAs ○ 8021 ○ 601/602	PESTICIDES ○ 8081 ○ 608	PCBs ○ 8082 ○ 608	METALS, TOTAL (List in comments below)	METALS, DISSOLVED (List in comments below)								REMARKS/ ALTERNATE DESCRIPTION
MH9-3		10/21/15	11 15	W		X														
↓		↓	17 15	↓		↓														
			22 45																	
		10/22/15	06 45																	

SPECIAL INSTRUCTIONS/COMMENTS
Metals

COMPOSITE IN LAB

See QAPP ☐

STATE WHERE SAMPLES WERE COLLECTED

TURNAROUND REQUIREMENTS
_____ RUSH (SURCHARGES APPLY)
_____ 1 day _____ 2 day _____ 3 day
_____ 4 day _____ 5 day

REQUESTED REPORT DATE
_____

REPORT REQUIREMENTS
_____ I. Results Only
_____ II. Results + QC Summaries (LCS, DUP, MS/MSD as required)
_____ III. Results + QC and Calibration Summaries
_____ IV. Data Validation Report with Raw Data

Edata _____ Yes _____ No

INVOICE INFORMATION
PO #
BILL TO:

RELINQUISHED BY	RECEIVED BY	RELINQUISHED BY	RECEIVED BY	RELINQUISHED BY	RECEIVED BY
Signature: [signature]	Signature: [signature]	Signature	Signature	Signature	Signature
Printed Name: BOB LUBAN	Printed Name: Gregory O. Esmerian	Printed Name	Printed Name	Printed Name	
Firm: ALS	Firm: ALS	Firm	Firm	Firm	
Date/Time: 10/22/15	Date/Time: 10-22-15 15:05	Date/Time	Date/Time	Date/Time	

R1509049 5
CB&I Environmental & Infrastructure
Textron Wheatfield

Distribution: White - Lab Copy; Yellow - Return to Originator

© 2012 by ALS Group

TEXTRON, INC.
FIELD SAMPLING DATA SHEET
NIAGARA COUNTY SEWER DISTRICT SAMPLING EVENT

Site Name: Textron, Wheatfield, NY
Project Number: 148900
NCSD Permit Number: 13-07
Sample Location: EW-6
Date: October 21, 2015
Time: 1115
Field Personnel: Cronin, BOB URBAN

Physical Condition of Location: Good
Ambient Temperature: 58°
Wind: LT
Precipitation: NONE

Sampling Method: Dedicated Poly Bailer

Sample Number: MH No. 9-3
Sample Description: Clear
Analysis Requested: EPA Method 624
Totalizer:

Notes:

Sampler Signature: [signature]

TEXTRON, INC.
FIELD SAMPLING DATA SHEET
NIAGARA COUNTY SEWER DISTRICT SAMPLING EVENT

Site Name: Textron, Wheatfield, NY
Project Number: 148000
NCSD Permit Number: 13-07
Sample Location: EW-6
Date: October 21, 2015
Time: 1715
Field Personnel: Cronin

Physical Condition of Location: Good
Ambient Temperature: 62°
Wind: LIGHT
Precipitation: None

Sampling Method: Dedicated Poly Bailer

Sample Number: MH No. 9-3
Sample Description: Clear
Analysis Requested: EPA Method 624
Totalizer:

Notes:

Sampler Signature: Ken Cronin

TEXTRON, INC.
FIELD SAMPLING DATA SHEET
NIAGARA COUNTY SEWER DISTRICT SAMPLING EVENT

Site Name: Textron, Wheatfield, NY
Project Number: 148900
NCSD Permit Number: 13-07
Sample Location: FW-6
Date: October 21, 2015
Time: 1245
Field Personnel: Cronin

Physical Condition of Location: Good
Ambient Temperature: 52°
Wind: ~ 10 MPH
Precipitation: None

Sampling Method: Dedicated Poly Bailer

Sample Number: MH No. 9-3
Sample Description: Clear
Analysis Requested: EPA Method 624
Totalizer:

Notes:

Sampler Signature: Kevin Cronin

TEXTRON, INC.
FIELD SAMPLING DATA SHEET
NIAGARA COUNTY SEWER DISTRICT SAMPLING EVENT

Site Name: Textron, Wheatfield, NY
Project Number: 148900
NCSD Permit Number: 13-07
Sample Location: EW- 6
Date: October 22, 2015
Time: 0645
Field Personnel: Cronin

Physical Condition of Location: Good
Ambient Temperature: 48°F
Wind: ~ 10 mph
Precipitation: None

Sampling Method: Dedicated Poly Bailer

Sample Number: MH No. 9-3
Sample Description: Clear
Analysis Requested: EPA Method 624
Totalizer:

Notes:

Sampler Signature:

Appendix B

Analytical Report

October 28, 2015 Service Request No:R1509049

Ms. Cecelia Byers
CB&I Environmental & Infrastructure
2790 Mosside Boulevard
Monroeville, PA 15146

Laboratory Results for: Textron Wheatfield

Dear Ms.Byers,

Enclosed are the results of the sample(s) submitted to our laboratory October 22, 2015
For your reference, these analyses have been assigned our service request number **R1509049.**

All analyses were performed according to our laboratory's quality assurance program. The test results meet requirements of the NELAP standards except as noted in the case narrative report. All results are intended to be considered in their entirety, and ALS Environmental is not responsible for use of less than the complete report. Results apply only to the items submitted to the laboratory for analysis and individual items (samples) analyzed, as listed in the report. The measurement uncertainty of the results included in this report is within that expected when using the prescribed method(s) for analysis of these samples, and represented by Laboratory Control Sample control limits. Any events, such as QC failures, which may add to the uncertainty are explained in the report narrative.

Please contact me if you have any questions. My extension is 7472. You may also contact me via email at Janice.Jaeger@alsglobal.com.

Respectfully submitted,

ALS Group USA, Corp. dba ALS Environmental

Janice Jaeger
Project Manager

ADDRESS 1565 Jefferson Road, Building 300, Suite 360, Rochester, NY 14623
PHONE +1 585 288 5380 | FAX +1 585 288 8475
ALS Group USA, Corp.
dba ALS Environmental

CASE NARRATIVE

This report contains analytical results for the following samples:

Service Request Number: R1509049

SAMPLE #	CLIENT SAMPLE ID	DATE	TIME
R1509049-001	MH9-3	10/22/2015	0645
R1509049-002	TRIP BLANK	10/22/2015	0645

All samples were received in good condition unless otherwise noted on the cooler receipt and preservation check form located at the end of this report.

All samples were preserved in accordance with approved analytical methods.

All samples have been analyzed by the approved methods cited on the analytical results pages.

All holding times and associated QC were within limits.

No analytical or QC problems were encountered.

All sampling activities performed by ALS personnel have been in accordance with “ALS Field Procedures and Measurements Manual” or by client specifications.

REPORT QUALIFIERS AND DEFINITIONS

U	Analyte was analyzed for but not detected. The sample quantitation limit has been corrected for dilution and for percent moisture, unless otherwise noted in the case narrative.
J	Estimated value due to either being a Tentatively Identified Compound (TIC) or that the concentration is between the MRL and the MDL. Concentrations are not verified within the linear range of the calibration. For DoD: concentration >40% difference between two GC columns (pesticides/Arclors).
B	Analyte was also detected in the associated method blank at a concentration that may have contributed to the sample result.
E	Inorganics- Concentration is estimated due to the serial dilution was outside control limits.
E	Organics- Concentration has exceeded the calibration range for that specific analysis.
D	Concentration is a result of a dilution, typically a secondary analysis of the sample due to exceeding the calibration range or that a surrogate has been diluted out of the sample and cannot be assessed.
*	Indicates that a quality control parameter has exceeded laboratory limits. Under the ñNotesò column of the Form I, this qualifier denotes analysis was performed out of Holding Time.
H	Analysis was performed out of hold time for tests that have an ñimmediateò hold time criteria.
#	Spike was diluted out.
+	Correlation coefficient for MSA is <0.995.
N	Inorganics- Matrix spike recovery was outside laboratory limits.
N	Organics- Presumptive evidence of a compound (reported as a TIC) based on the MS library search.
S	Concentration has been determined using Method of Standard Additions (MSA).
W	Post-Digestion Spike recovery is outside control limits and the sample absorbance is <50% of the spike absorbance.
P	Concentration >40% (25% for CLP) difference between the two GC columns.
C	Confirmed by GC/MS
Q	DoD reports: indicates a pesticide/Aroclor is not confirmed (Ó100% Difference between two GC columns).
X	See Case Narrative for discussion.
MRL LOQ	Method Reporting Limit. Also known as: Limit of Quantitation (LOQ) The lowest concentration at which the method analyte may be reliably quantified under the method conditions.
MDL	Method Detection Limit. A statistical value derived from a study designed to provide the lowest concentration that will be detected 99% of the time. Values between the MDL and MRL are estimated (see J qualifier).
LOD	Limit of Detection. A value at or above the MDL which has been verified to be detectable.
ND	Non-Detect. Analyte was not detected at the concentration listed. Same as U qualifier.

Rochester Lab ID # for State Certifications[1]

Connecticut ID # PH0556	Maine ID #NY0032	New Hampshire ID # 294100 A/B
Delaware Accredited	Nebraska Accredited	
DoD ELAP #65817	New Jersey ID # NY004	Pennsylvania ID# 68-786
Florida ID # E87674	New York ID # 10145	Rhode Island ID # 158
Illinois ID #200047	North Carolina #676	Virginia #460167

[1] Analyses were performed according to our laboratoryôs NELAP-approved quality assurance program and any applicable state or agency requirements. The test results meet requirements of the current NELAP/TNI standards or state or agency requirements, where applicable, except as noted in the case narrative. Since not all analyte/method/matrix combinations are offered for state/NELAC accreditation, this report may contain results which are not accredited. For a specific list of accredited analytes, contact the laboratory or go to http://www.alsglobal.com/en/Our-Services/Life-Sciences/Environmental/Downloads/North-America-Downloads

Client:	CB&I	**Service Request:**	R1509049
Project:	Textron Wheatfield/Semi-Annual NCSD	**Date Collected:**	10/22/15 06:45
Sample Matrix:	Water	**Date Received:**	10/22/15 15:05
Sample Name:	MH9-3	**Units:**	ug/L
Lab Code:	R1509049-001	**Basis:**	NA

Volatile Organic Compounds by GC/MS with 3 Day Holding Time for Acrolein, Unpreserved

Analysis Method: 624

Analyte Name	Result	MRL	Dil.	Date Analyzed	Q
1,1,1-Trichloroethane (TCA)	**3.5**	1.0	1	10/23/15 14:00	
1,1,2,2-Tetrachloroethane	1.0 U	1.0	1	10/23/15 14:00	
1,1,2-Trichloroethane	1.0 U	1.0	1	10/23/15 14:00	
1,1-Dichloroethane (1,1-DCA)	**3.2**	1.0	1	10/23/15 14:00	
1,1-Dichloroethene (1,1-DCE)	1.0 U	1.0	1	10/23/15 14:00	
1,2-Dichlorobenzene	1.0 U	1.0	1	10/23/15 14:00	
1,2-Dichloroethane	1.0 U	1.0	1	10/23/15 14:00	
1,2-Dichloropropane	1.0 U	1.0	1	10/23/15 14:00	
1,3-Dichlorobenzene	1.0 U	1.0	1	10/23/15 14:00	
1,4-Dichlorobenzene	1.0 U	1.0	1	10/23/15 14:00	
2-Chloroethyl Vinyl Ether	10 U	10	1	10/23/15 14:00	
Acrolein	10 U	10	1	10/23/15 14:00	
Acrylonitrile	10 U	10	1	10/23/15 14:00	
Benzene	1.0 U	1.0	1	10/23/15 14:00	
Bromodichloromethane	1.0 U	1.0	1	10/23/15 14:00	
Bromoform	1.0 U	1.0	1	10/23/15 14:00	
Bromomethane	1.0 U	1.0	1	10/23/15 14:00	
Carbon Tetrachloride	1.0 U	1.0	1	10/23/15 14:00	
Chlorobenzene	1.0 U	1.0	1	10/23/15 14:00	
Chloroethane	1.0 U	1.0	1	10/23/15 14:00	
Chloroform	1.0 U	1.0	1	10/23/15 14:00	
Chloromethane	1.0 U	1.0	1	10/23/15 14:00	
Chlorodibromomethane	1.0 U	1.0	1	10/23/15 14:00	
Methylene Chloride	1.0 U	1.0	1	10/23/15 14:00	
Ethylbenzene	1.0 U	1.0	1	10/23/15 14:00	
Tetrachloroethene (PCE)	1.0 U	1.0	1	10/23/15 14:00	
Toluene	1.0 U	1.0	1	10/23/15 14:00	
Trichloroethene (TCE)	**1.1**	1.0	1	10/23/15 14:00	
Trichlorofluoromethane (CFC 11)	1.0 U	1.0	1	10/23/15 14:00	
Vinyl Chloride	1.0 U	1.0	1	10/23/15 14:00	
cis-1,3-Dichloropropene	1.0 U	1.0	1	10/23/15 14:00	
trans-1,3-Dichloropropene	1.0 U	1.0	1	10/23/15 14:00	
1,2-Dichloroethene, Total	**11**	2.0	1	10/23/15 14:00	

Surrogate Name	% Rec	Control Limits	Date Analyzed	Q
1,2-Dichloroethane-d4	100	81 - 127	10/23/15 14:00	
4-Bromofluorobenzene	101	79 - 123	10/23/15 14:00	
Toluene-d8	100	83 - 120	10/23/15 14:00	

Analytical Report

Client:	CB&I	**Service Request:**	R1509049
Project:	Textron Wheatfield/Semi-Annual NCSD	**Date Collected:**	10/22/15 06:45
Sample Matrix:	Water	**Date Received:**	10/22/15 15:05
Sample Name:	TRIP BLANK	**Units:**	ug/L
Lab Code:	R1509049-002	**Basis:**	NA

Volatile Organic Compounds by GC/MS with 3 Day Holding Time for Acrolein, Unpreserved

Analysis Method: 624

Analyte Name	Result	MRL	Dil.	Date Analyzed	Q
1,1,1-Trichloroethane (TCA)	1.0 U	1.0	1	10/23/15 13:28	
1,1,2,2-Tetrachloroethane	1.0 U	1.0	1	10/23/15 13:28	
1,1,2-Trichloroethane	1.0 U	1.0	1	10/23/15 13:28	
1,1-Dichloroethane (1,1-DCA)	1.0 U	1.0	1	10/23/15 13:28	
1,1-Dichloroethene (1,1-DCE)	1.0 U	1.0	1	10/23/15 13:28	
1,2-Dichlorobenzene	1.0 U	1.0	1	10/23/15 13:28	
1,2-Dichloroethane	1.0 U	1.0	1	10/23/15 13:28	
1,2-Dichloropropane	1.0 U	1.0	1	10/23/15 13:28	
1,3-Dichlorobenzene	1.0 U	1.0	1	10/23/15 13:28	
1,4-Dichlorobenzene	1.0 U	1.0	1	10/23/15 13:28	
2-Chloroethyl Vinyl Ether	10 U	10	1	10/23/15 13:28	
Acrolein	10 U	10	1	10/23/15 13:28	
Acrylonitrile	10 U	10	1	10/23/15 13:28	
Benzene	1.0 U	1.0	1	10/23/15 13:28	
Bromodichloromethane	1.0 U	1.0	1	10/23/15 13:28	
Bromoform	1.0 U	1.0	1	10/23/15 13:28	
Bromomethane	1.0 U	1.0	1	10/23/15 13:28	
Carbon Tetrachloride	1.0 U	1.0	1	10/23/15 13:28	
Chlorobenzene	1.0 U	1.0	1	10/23/15 13:28	
Chloroethane	1.0 U	1.0	1	10/23/15 13:28	
Chloroform	1.0 U	1.0	1	10/23/15 13:28	
Chloromethane	1.0 U	1.0	1	10/23/15 13:28	
Chlorodibromomethane	1.0 U	1.0	1	10/23/15 13:28	
Methylene Chloride	1.0 U	1.0	1	10/23/15 13:28	
Ethylbenzene	1.0 U	1.0	1	10/23/15 13:28	
Tetrachloroethene (PCE)	1.0 U	1.0	1	10/23/15 13:28	
Toluene	1.0 U	1.0	1	10/23/15 13:28	
Trichloroethene (TCE)	1.0 U	1.0	1	10/23/15 13:28	
Trichlorofluoromethane (CFC 11)	1.0 U	1.0	1	10/23/15 13:28	
Vinyl Chloride	1.0 U	1.0	1	10/23/15 13:28	
cis-1,3-Dichloropropene	1.0 U	1.0	1	10/23/15 13:28	
trans-1,3-Dichloropropene	1.0 U	1.0	1	10/23/15 13:28	
1,2-Dichloroethene, Total	2.0 U	2.0	1	10/23/15 13:28	

Surrogate Name	% Rec	Control Limits	Date Analyzed	Q
1,2-Dichloroethane-d4	105	81 - 127	10/23/15 13:28	
4-Bromofluorobenzene	102	79 - 123	10/23/15 13:28	
Toluene-d8	100	83 - 120	10/23/15 13:28	

Analytical Report

Client:	CB&I	**Service Request:**	R1509049
Project:	Textron Wheatfield/Semi-Annual NCSD	**Date Collected:**	NA
Sample Matrix:	Water	**Date Received:**	NA
Sample Name:	Method Blank	**Units:**	ug/L
Lab Code:	RQ1513058-04	**Basis:**	NA

Volatile Organic Compounds by GC/MS with 3 Day Holding Time for Acrolein, Unpreserved

Analysis Method: 624

Analyte Name	Result	MRL	Dil.	Date Analyzed	Q
1,1,1-Trichloroethane (TCA)	1.0 U	1.0	1	10/23/15 11:21	
1,1,2,2-Tetrachloroethane	1.0 U	1.0	1	10/23/15 11:21	
1,1,2-Trichloroethane	1.0 U	1.0	1	10/23/15 11:21	
1,1-Dichloroethane (1,1-DCA)	1.0 U	1.0	1	10/23/15 11:21	
1,1-Dichloroethene (1,1-DCE)	1.0 U	1.0	1	10/23/15 11:21	
1,2-Dichlorobenzene	1.0 U	1.0	1	10/23/15 11:21	
1,2-Dichloroethane	1.0 U	1.0	1	10/23/15 11:21	
1,2-Dichloropropane	1.0 U	1.0	1	10/23/15 11:21	
1,3-Dichlorobenzene	1.0 U	1.0	1	10/23/15 11:21	
1,4-Dichlorobenzene	1.0 U	1.0	1	10/23/15 11:21	
2-Chloroethyl Vinyl Ether	10 U	10	1	10/23/15 11:21	
Acrolein	10 U	10	1	10/23/15 11:21	
Acrylonitrile	10 U	10	1	10/23/15 11:21	
Benzene	1.0 U	1.0	1	10/23/15 11:21	
Bromodichloromethane	1.0 U	1.0	1	10/23/15 11:21	
Bromoform	1.0 U	1.0	1	10/23/15 11:21	
Bromomethane	1.0 U	1.0	1	10/23/15 11:21	
Carbon Tetrachloride	1.0 U	1.0	1	10/23/15 11:21	
Chlorobenzene	1.0 U	1.0	1	10/23/15 11:21	
Chloroethane	1.0 U	1.0	1	10/23/15 11:21	
Chloroform	1.0 U	1.0	1	10/23/15 11:21	
Chloromethane	1.0 U	1.0	1	10/23/15 11:21	
Chlorodibromomethane	1.0 U	1.0	1	10/23/15 11:21	
Methylene Chloride	1.0 U	1.0	1	10/23/15 11:21	
Ethylbenzene	1.0 U	1.0	1	10/23/15 11:21	
Tetrachloroethene (PCE)	1.0 U	1.0	1	10/23/15 11:21	
Toluene	1.0 U	1.0	1	10/23/15 11:21	
Trichloroethene (TCE)	1.0 U	1.0	1	10/23/15 11:21	
Trichlorofluoromethane (CFC 11)	1.0 U	1.0	1	10/23/15 11:21	
Vinyl Chloride	1.0 U	1.0	1	10/23/15 11:21	
cis-1,3-Dichloropropene	1.0 U	1.0	1	10/23/15 11:21	
trans-1,3-Dichloropropene	1.0 U	1.0	1	10/23/15 11:21	
1,2-Dichloroethene, Total	2.0 U	2.0	1	10/23/15 11:21	

Surrogate Name	% Rec	Control Limits	Date Analyzed	Q
1,2-Dichloroethane-d4	102	81 - 127	10/23/15 11:21	
4-Bromofluorobenzene	97	79 - 123	10/23/15 11:21	
Toluene-d8	102	83 - 120	10/23/15 11:21	

Client: CB&I
Project: Textron Wheatfield/Semi-Annual NCSD
Sample Matrix: Water

Service Request: R1509049
Date Analyzed: 10/23/15

Lab Control Sample Summary
Volatile Organic Compounds by GC/MS with 3 Day Holding Time for Acrolein, Unpreserved

Units:ug/L
Basis:NA

Lab Control Sample
RQ1513058-03

Analyte Name	Analytical Method	Result	Spike Amount	% Rec	% Rec Limits
1,1,1-Trichloroethane (TCA)	624	21.8	20.0	109	52-162
1,1,2,2-Tetrachloroethane	624	18.2	20.0	91	46-157
1,1,2-Trichloroethane	624	20.2	20.0	101	52-150
1,1-Dichloroethane (1,1-DCA)	624	20.5	20.0	102	59-155
1,1-Dichloroethene (1,1-DCE)	624	20.0	20.0	100	10-234
1,2-Dichlorobenzene	624	18.5	20.0	92	18-190
1,2-Dichloroethane	624	21.6	20.0	108	49-155
1,2-Dichloropropane	624	18.3	20.0	91	10-210
1,3-Dichlorobenzene	624	18.7	20.0	94	59-156
1,4-Dichlorobenzene	624	18.3	20.0	92	18-190
2-Chloroethyl Vinyl Ether	624	18.4	20.0	92	10-305
Acrolein	624	86.0	100	86	10-186
Acrylonitrile	624	89.1	100	89	84-128
Benzene	624	19.2	20.0	96	37-151
Bromodichloromethane	624	21.6	20.0	108	35-155
Bromoform	624	19.4	20.0	97	45-169
Bromomethane	624	19.0	20.0	95	10-242
Carbon Tetrachloride	624	23.8	20.0	119	70-140
Chlorobenzene	624	20.6	20.0	103	37-160
Chloroethane	624	19.3	20.0	96	14-230
Chloroform	624	21.6	20.0	108	51-138
Chloromethane	624	17.6	20.0	88	10-273
Chlorodibromomethane	624	21.4	20.0	107	53-149
Methylene Chloride	624	19.9	20.0	100	10-221
Ethylbenzene	624	19.1	20.0	95	37-162
Tetrachloroethene (PCE)	624	19.8	20.0	99	64-148
Toluene	624	19.4	20.0	97	47-150
Trichloroethene (TCE)	624	21.4	20.0	107	71-157
Trichlorofluoromethane (CFC 11)	624	22.7	20.0	114	17-181
Vinyl Chloride	624	22.5	20.0	113	10-251
cis-1,3-Dichloropropene	624	20.0	20.0	100	10-227
trans-1,3-Dichloropropene	624	21.3	20.0	106	17-183
1,2-Dichloroethene, Total	624	39.5	40.0	99	-

ALS Environmental

CHAIN OF CUSTODY/LABORATORY ANALYSIS REQUEST FORM

31626

1565 Jefferson Road, Building 300, Suite 360 • Rochester, NY 14623 | +1 585 288 5380 +1 585 288 8475 (fax) PAGE 1 OF 1

Project Name: NIAGARA COUNTY	Project Number:
Project Manager: KEVIN CROWLEY	Report CC:
Company/Address: CB & I	
Phone #:	Email:
Sampler's Signature:	Sampler's Printed Name: BOB CHASE

ANALYSIS REQUESTED *(Include Method Number and Container Preservative)*

PRESERVATIVE

CLIENT SAMPLE ID	FOR OFFICE USE ONLY LAB ID	SAMPLING DATE	SAMPLING TIME	MATRIX	NUMBER OF CONTAINERS	GC/MS VOAs ○ 8260 ○ 624 ○ CLP	GC/MS SVOAs ○ 8270 ○ 625	GC VOAs ○ 8021 ○ 601/602	PESTICIDES ○ 8081 ○ 608	PCBs ○ 8082 ○ 608	METALS, TOTAL (List in comments below)	METALS, DISSOLVED (List in comments below)	REMARKS/ ALTERNATE DESCRIPTION
MH 9-3		10/21/15	1115	W		X							
			1715										
			2245										
		10/22/15	0645										

Preservative Key
0. NONE
1. HCL
2. HNO_3
3. H_2SO_4
4. NaOH
5. Zn. Acetate
6. MeOH
7. $NaHSO_4$
8. Other _____

SPECIAL INSTRUCTIONS/COMMENTS
Metals
COMPOSITE IN LAB

See QAPP ☐

TURNAROUND REQUIREMENTS
_____ RUSH (SURCHARGES APPLY)
_____ 1 day _____ 2 day _____ 3 day
_____ 4 day _____ 5 day

REQUESTED REPORT DATE
_____

REPORT REQUIREMENTS
_____ I. Results Only
_____ II. Results + QC Summaries (LCS, DUP, MS/MSD as required)
_____ III. Results + QC and Calibration Summaries
_____ IV. Data Validation Report with Raw Data

Edata _____ Yes _____ No

INVOICE INFORMATION
PO #
BILL TO:

STATE WHERE SAMPLES WERE COLLECTED

RELINQUISHED BY	RECEIVED BY	RELINQUISHED BY	RECEIVED BY	RELINQUISHED BY	RECEIVED BY
Signature:	Signature:	Signature	Signature	Signature	Signature
Printed Name: BOB CHASE	Printed Name: Gregory O. Esmerian	Printed Name	Printed Name	Printed Name	
Firm: ALS	Firm: ALS	Firm	Firm	Firm	
Date/Time: 10/22/15	Date/Time: 10-22-15 15:05	Date/Time	Date/Time	Date/Time	

R1509049 5
CB&I Environmental & Infrastructure
Textron Wheatfield

Distribution: White - Lab Copy; Yellow - Return to Originator

© 2012 by ALS Group

8 of 9

R1509049 5
CB&I Environmental & Infrastructure
Textron Wheatfield

Cooler Receipt and Preservation Check Form

Project/Client CB+I Folder Number R1509049

Cooler received on 10-22-15 by: ME

COURIER: (ALS) UPS FEDEX VELOCITY CLIENT

1	Were **Custody seals** on outside of cooler?	Y (N)	
2	**Custody papers** properly completed (ink, signed)?	(Y) N	
3	Did all bottles arrive in good **condition** (unbroken)?	(Y) N	10-22-15 ME
4	Circle: (Wet Ice) Dry Ice Gel packs present?	(Y) N	
5a	**Perchlorate** samples have required headspace?	Y N (NA)	
5b	Did VOA vials, Alk,or Sulfide have sig* **bubbles**?	Y (N) NA	*
6	Where did the bottles originate?	(ALS/ROC) CLIENT	
7	Soil VOA received as: Bulk Encore 5035set (NA)		

8. Temperature Readings Date: 10-22-15 Time: 15:25 ID: IR#3 (IR#5) From: (Temp Blank) (Sample Bottle)

Observed Temp (°C)	6.8	4.6	4.5				
Correction Factor (°C)	-1.8	0	-1.8				
Corrected Temp (°C)	5.0	4.6	2.7				
Within 0-6°C?	(Y) N	(Y) N	(Y) N	Y N	Y N	Y N	Y N
If <0°C, were samples frozen?	Y N	Y N	Y N	Y N	Y N	Y N	Y N

If out of Temperature, note packing/ice condition: _____ Ice melted Poorly Packed Same Day Rule

&Client Approval to Run Samples: _____ Standing Approval Client aware at drop-off Client notified by: _____

All samples held in storage location: R-002 by ME on 10-22-15 at 15:35
5035 samples placed in storage location: _____ by _____ on _____ at _____

PC Secondary Review: JMW 10/23/15

Cooler Breakdown: Date: 10-22-15 Time: 16:10 by: ME

1. Were all bottle labels complete (*i.e.* analysis, preservation, etc.)? (YES) NO
2. Did all bottle labels and tags agree with custody papers? (YES) NO
3. Were correct containers used for the tests indicated? (YES) NO
4. Air Samples: Cassettes / Tubes Intact Canisters Pressurized Tedlar® Bags Inflated (N/A)

Explain any discrepancies:

pH	Reagent	Yes	No	Lot Received	Exp	Sample ID	Vol. Added	Lot Added	Final pH
≥12	NaOH								
≤2	HNO_3								
≤2	H_2SO_4								
<4	$NaHSO_4$								
Residual Chlorine (-)	For CN Phenol and 522			If +, contact PM to add $Na_2S_2O_3$ (CN), ascorbic (phenol).					
	$Na_2S_2O_3$	-	-						
	ZnAcetate	-	-						
	HCl	**	**						

**Not to be tested before analysis – pH tested and recorded by VOAs on a separate worksheet

Yes=All samples OK

No=Samples were preserved at The lab as listed

PM OK to Adjust: _____

Bottle lot numbers: 5120-001

Other Comments:

* BAT DUP-2-151022 - 1of 3 vials
BAT 87-13-(3) 151022 1of 3 vials

BAT-87-02-(3)151021
One of 3 vials broken

PC Secondary Review: JMW 10/23/15 *significant air bubbles: VOA > 5-6 mm : WC >1 in. diameter

Appendix G

Historical VOC Concentration Graphs

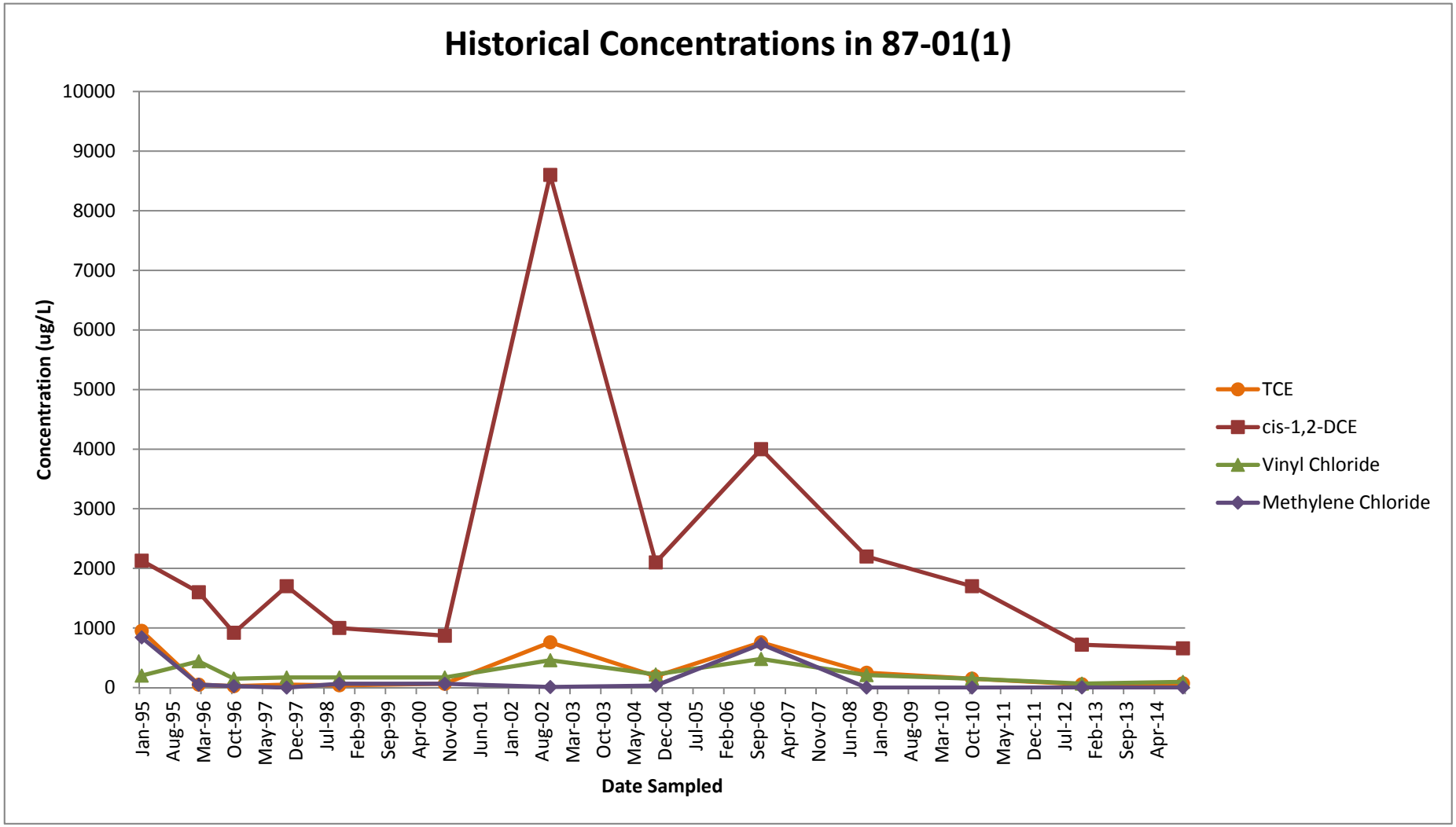
Historical Concentrations in 87-01(1)
Concentration (ug/L)
10000
9000
8000
7000
6000
5000
4000
3000
2000
1000
0
Jan-95
Aug-95
Mar-96
Oct-96
May-97
Dec-97
Jul-98
Feb-99
Sep-99
Apr-00
Nov-00
Jun-01
Jan-02
Aug-02
Mar-03
Oct-03
May-04
Dec-04
Jul-05
Feb-06
Sep-06
Apr-07
Nov-07
Jun-08
Jan-09
Aug-09
Mar-10
Oct-10
May-11
Dec-11
Jul-12
Feb-13
Sep-13
Apr-14
Date Sampled
TCE
cis-1,2-DCE
Vinyl Chloride
Methylene Chloride

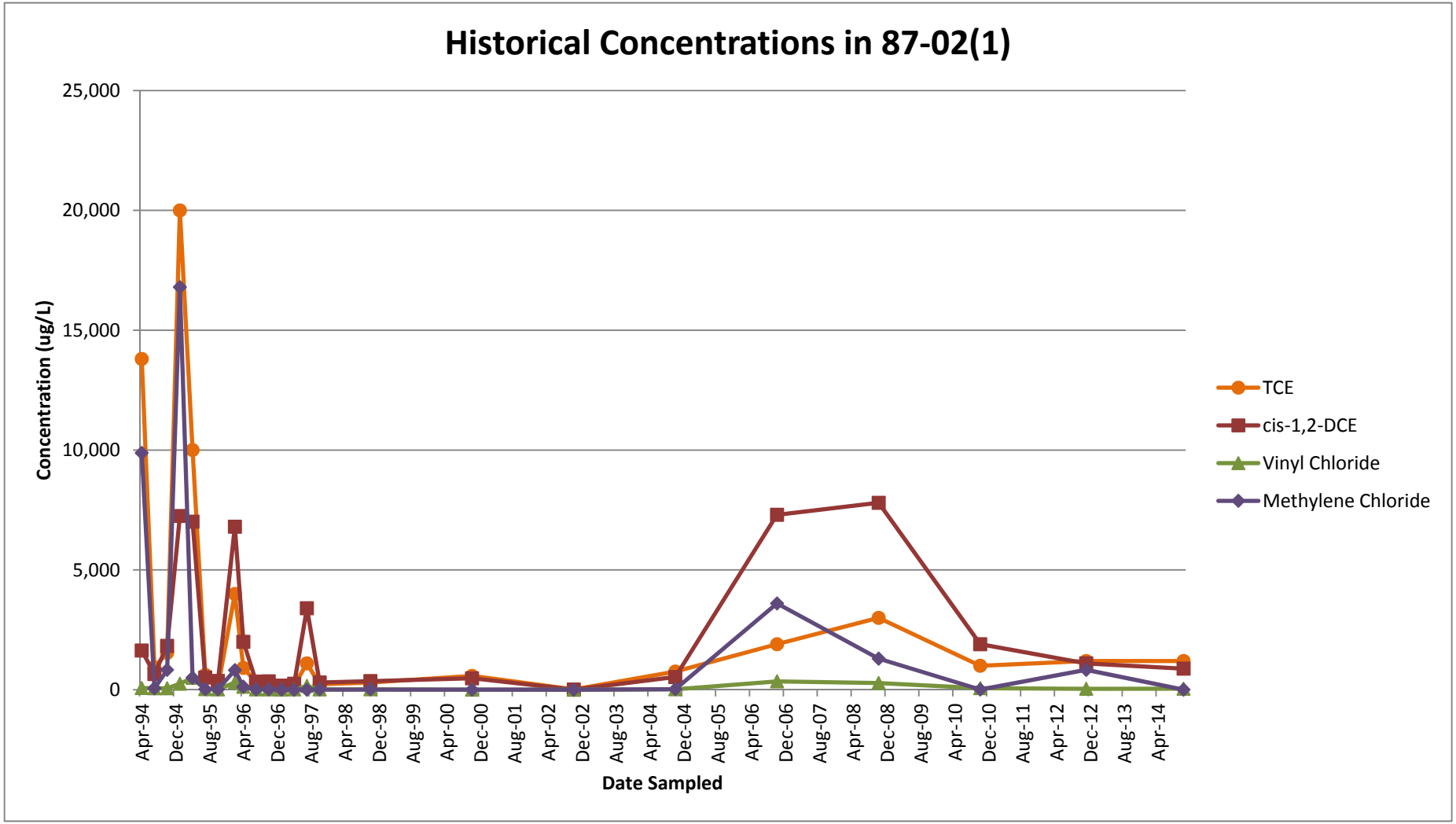
Historical Concentrations in 87-02(1)
Concentration (ug/L)
25,000
20,000
15,000
10,000
5,000
0
Apr-94
Dec-94
Aug-95
Apr-96
Dec-96
Aug-97
Apr-98
Dec-98
Aug-99
Apr-00
Dec-00
Aug-01
Apr-02
Dec-02
Aug-03
Apr-04
Dec-04
Aug-05
Apr-06
Dec-06
Aug-07
Apr-08
Dec-08
Aug-09
Apr-10
Dec-10
Aug-11
Apr-12
Dec-12
Aug-13
Apr-14
Date Sampled
TCE
cis-1,2-DCE
Vinyl Chloride
Methylene Chloride

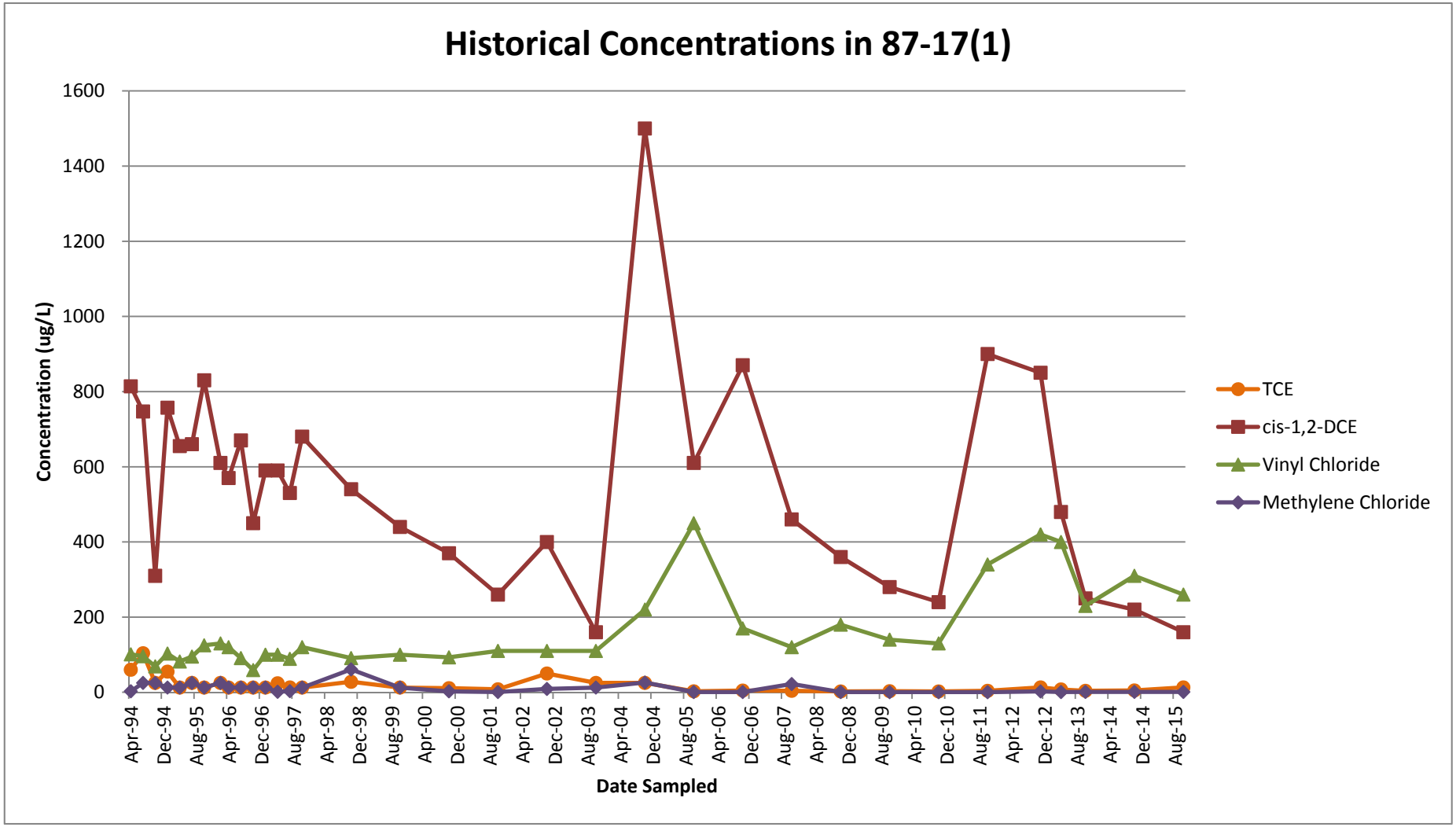
Historical Concentrations in 87-17(1)
Concentration (ug/L)
1600
1400
1200
1000
800
600
400
200
0
Apr-94
Dec-94
Aug-95
Apr-96
Dec-96
Aug-97
Apr-98
Dec-98
Aug-99
Apr-00
Dec-00
Aug-01
Apr-02
Dec-02
Aug-03
Apr-04
Dec-04
Aug-05
Apr-06
Dec-06
Aug-07
Apr-08
Dec-08
Aug-09
Apr-10
Dec-10
Aug-11
Apr-12
Dec-12
Aug-13
Apr-14
Dec-14
Aug-15
Date Sampled
TCE
cis-1,2-DCE
Vinyl Chloride
Methylene Chloride

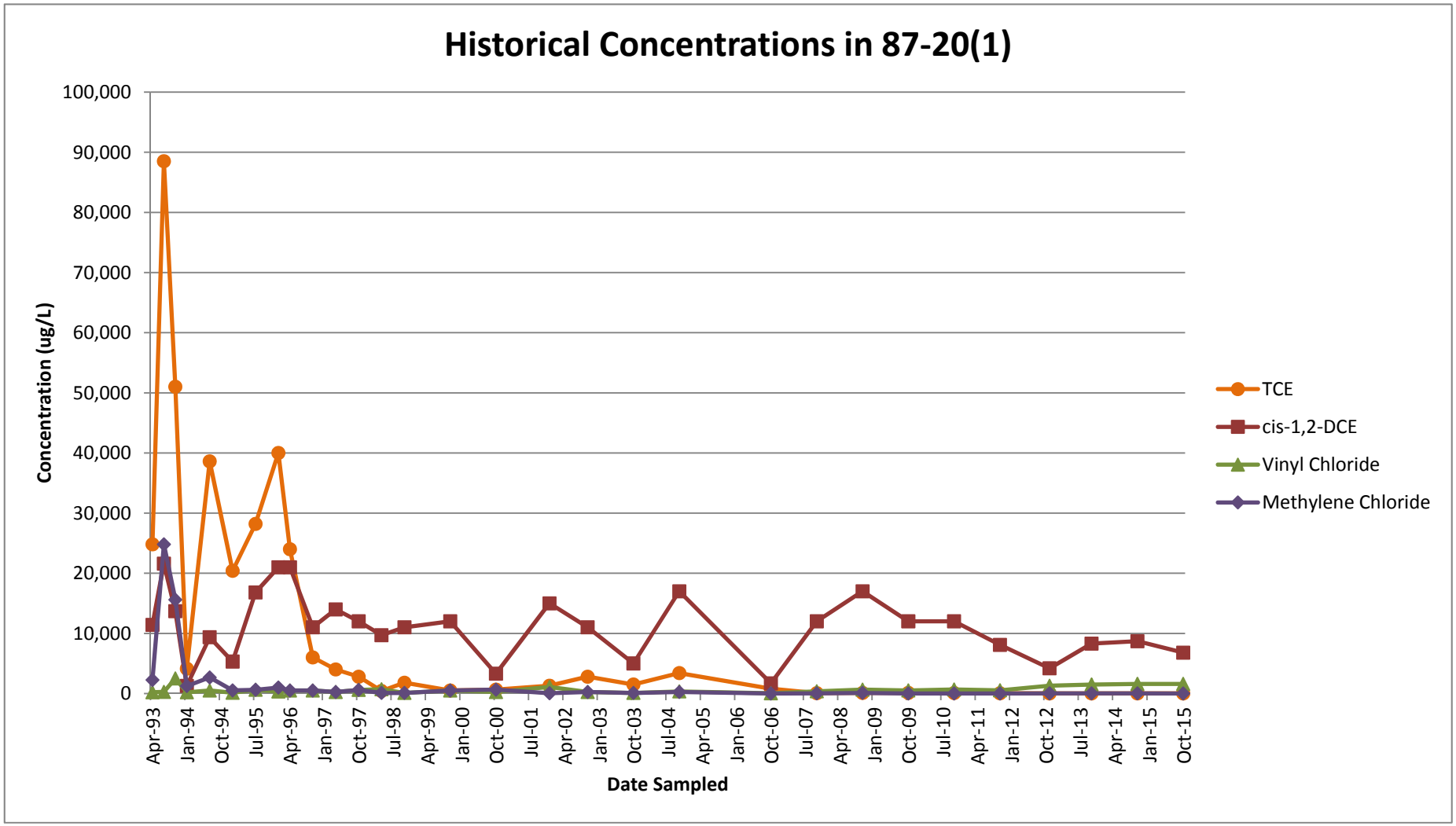
Historical Concentrations in 87-20(1)
Concentration (ug/L)
100,000
90,000
80,000
70,000
60,000
50,000
40,000
30,000
20,000
10,000
0
Apr-93
Jan-94
Oct-94
Jul-95
Apr-96
Jan-97
Oct-97
Jul-98
Apr-99
Jan-00
Oct-00
Jul-01
Apr-02
Jan-03
Oct-03
Jul-04
Apr-05
Jan-06
Oct-06
Jul-07
Apr-08
Jan-09
Oct-09
Jul-10
Apr-11
Jan-12
Oct-12
Jul-13
Apr-14
Jan-15
Oct-15
Date Sampled
TCE
cis-1,2-DCE
Vinyl Chloride
Methylene Chloride

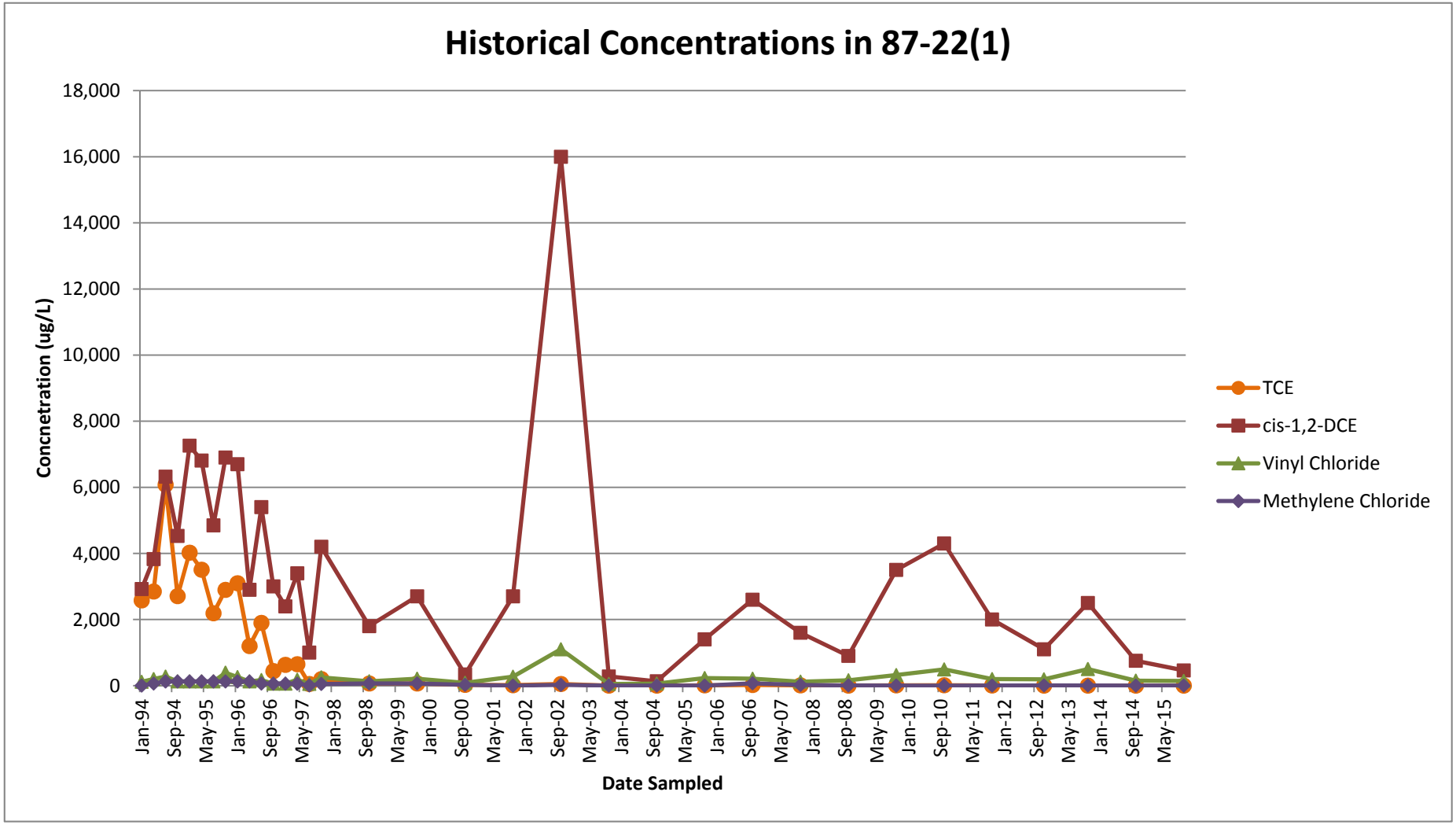
Historical Concentrations in 87-22(1)
Concnetration (ug/L)
18,000
16,000
14,000
12,000
10,000
8,000
6,000
4,000
2,000
0
Jan-94
Sep-94
May-95
Jan-96
Sep-96
May-97
Jan-98
Sep-98
May-99
Jan-00
Sep-00
May-01
Jan-02
Sep-02
May-03
Jan-04
Sep-04
May-05
Jan-06
Sep-06
May-07
Jan-08
Sep-08
May-09
Jan-10
Sep-10
May-11
Jan-12
Sep-12
May-13
Jan-14
Sep-14
May-15
Date Sampled
TCE
cis-1,2-DCE
Vinyl Chloride
Methylene Chloride

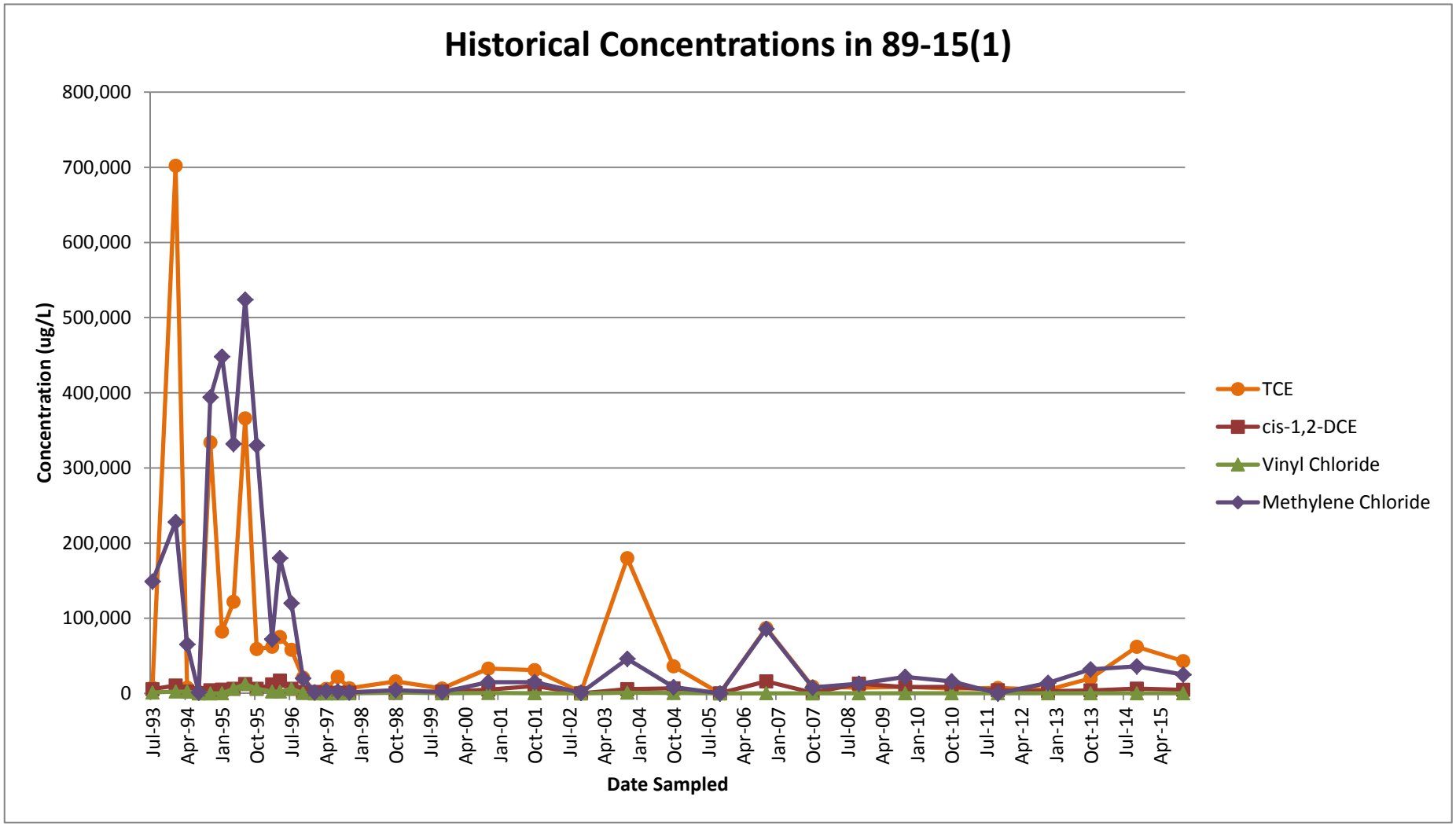
Historical Concentrations in 89-15(1)
Concentration (ug/L)
800,000
700,000
600,000
500,000
400,000
300,000
200,000
100,000
0
Jul-93
Apr-94
Jan-95
Oct-95
Jul-96
Apr-97
Jan-98
Oct-98
Jul-99
Apr-00
Jan-01
Oct-01
Jul-02
Apr-03
Jan-04
Oct-04
Jul-05
Apr-06
Jan-07
Oct-07
Jul-08
Apr-09
Jan-10
Oct-10
Jul-11
Apr-12
Jan-13
Oct-13
Jul-14
Apr-15
Date Sampled
TCE
cis-1,2-DCE
Vinyl Chloride
Methylene Chloride