

---

# FIRST QUARTER 2008 MONITORING REPORT

---

Former Carborundum Facility  
2040 Cory Drive  
Village of Sanborn, Town of Wheatfield, Niagara County, New York

---

*Prepared for:*



New York State Department of Environmental Conservation  
Division of Hazardous Waste Remediation

270 Michigan Avenue  
Buffalo, New York 14203

*Submitted by:*

**Atlantic Richfield Company**

*A BP affiliated company*

4850 East 49<sup>th</sup> Street  
MBC 3-147  
Cuyahoga Heights, Ohio 44125

*Prepared by:*

**PARSONS**

40 LARIVIERE DRIVE, SUITE 350  
BUFFALO, NEW YORK 14202

**May 2008**

*First Quarter 2008 Monitoring Report For:*

---

---

**GROUNDWATER REMEDIATION PROGRAM  
AT THE  
FORMER CARBORUNDUM FACILITY  
Village of Sanborn, Town of Wheatfield, Niagara County, New York**

---

---

*Prepared for:*



New York State Department of  
Environmental Conservation  
Division of Hazardous Waste Remediation

*Submitted by:*

**Atlantic Richfield Company**

*A BP affiliated company*

4850 East 49<sup>th</sup> Street  
MBC 3-147  
Cuyahoga Heights, Ohio 44125

*Prepared by:*

**PARSONS**

40 La Riviere Drive, Suite 350  
Buffalo, New York 14202  
Phone: (716) 541-0730  
Fax: (716) 541-0760

**May 2008**

## TABLE OF CONTENTS

<b>INTRODUCTION.....</b>	<b>1</b>
<b>WATER LEVEL MEASUREMENTS .....</b>	<b>1</b>
<b>GROUNDWATER SAMPLING .....</b>	<b>1</b>
<b>LABORATORY ANALYSIS AND RESULTS.....</b>	<b>2</b>
<b>SUMMARY OF OPERATIONS AND MAINTENANCE ACTIVITY .....</b>	<b>2</b>
<b>EFFLUENT AND PERMIT COMPLIANCE ISSUES .....</b>	<b>3</b>
<b>SUMMARY AND CONCLUSIONS .....</b>	<b>3</b>

### **LIST OF FIGURES**

Figure 1 – Project Location Plan

Figure 2 – Site Plan

Figure 3 – Summary of VOC Analytical Results - Top of Rock and Zone 1 – January 2008

Figure 4 – Summary of VOC Analytical Results - Zone 2, 3, 4, and 5 – January 2008

Figure 5 – Groundwater Elevation - Top of Rock – January 2008

Figure 6 – Groundwater Elevation - Zone 1 – January 2008

### **LIST OF TABLES**

Table 1 – Monthly Groundwater Elevation Data

Table 2 – Monitoring Well Groundwater Purging Data

Table 3 – Monitoring Well Groundwater Sampling Data

Table 4 – Monitoring Well Groundwater Analytical Result Summary

### **APPENDIX A MONITORING WELL SAMPLING FIELD FORMS**

### **APPENDIX B LABORATORY DATA REPORTS**

### **APPENDIX C WATER QUALITY DATABASE - JANUARY 2001 THROUGH MARCH 2008**

### **APPENDIX D ELECTRONIC COPY OF THE REPORT IN PORTABLE DOCUMENT FILE (PDF) FORMAT**

**QUARTERLY MONITORING REPORT  
GROUNDWATER REMEDIATION PROGRAM AT THE  
FORMER CARBORUNDUM FACILITY  
VILLAGE OF SANBORN, TOWN OF WHEATFIELD,  
NIAGARA COUNTY, NEW YORK**

**INTRODUCTION**

The Atlantic Richfield Company (ARC) has retained Parsons to complete the Operations, Monitoring, and Maintenance (OM&M) activities for the groundwater remediation system at the former Carborundum Facility located at 2040 Cory Drive in the Village of Sanborn, Town of Wheatfield, New York (Site). Figure 1 shows the location of the Site. As part of the OM&M activities, quarterly groundwater sampling is scheduled for January, April, July, and October. This report presents the results of the January 2008 groundwater sampling event and provides a summary of the operations, maintenance, and monitoring activities completed between January 1 and March 31, 2008.

The January 2008 groundwater sampling event included static water level measurements prior to purging and the collection of groundwater samples from 22 monitoring wells and five recovery wells in accordance with the NYSDEC-approved (October 2005) sampling program. All samples were submitted to Waste Stream Technologies, Inc. (WST) for volatile organic compound (VOC) analysis. The locations of the wells sampled are shown in Figure 2. A summary of the groundwater analytical results from each well in the Top of Rock Zone and Zone 1 is provided in Figure 3. Analytical results for Zones 2, 3, 4, and 5 are shown in Figure 4.

A test well (PW-4) was installed south of the Metaullics building and northwest of P-2. PW-4 began operating on an interim basis in January 2008 and is currently being evaluated. The results of the evaluation will be provided to NYSDEC in a separate report.

**WATER LEVEL MEASUREMENTS**

On January 2, 2008, water levels were measured in 60 monitoring and 6 recovery wells. The water levels were measured (to the nearest 0.01 feet) from the top of the well casing using an electronic water level meter. The water level meter was decontaminated between measurements at each well. Water level elevations were calculated using the surveyed elevations of the top of well casings and the measured depth to groundwater. Table 1 provides a summary of the water level measurements. Groundwater elevation contours for the Top of Rock Zone and Zone 1 for July 2007 are shown in Figures 5 and 6. Groundwater elevation and resultant flow patterns are consistent with the historical data.

**GROUNDWATER SAMPLING**

The groundwater sampling event was completed between January 7 and January 14, 2008. Groundwater samples were divided into three different groups based on historical analytical results from individual wells. The sampling groups were identified as least impacted (low), medium impacted (medium), and most impacted (high). To the extent practicable, the wells in

the low group were sampled first, followed by wells in the medium group, and lastly, wells in the high group.

Quality assurance/quality control (QA/QC) samples included trip blanks, field duplicates and matrix spike/matrix spike duplicates (MS/MSD). QA/QC sample sets were collected at a rate of one per sample designation group. A trip blank was included with each sample cooler.

Each well was purged with a decontaminated pump, dedicated high density polyethylene (HDPE) bailer, or the sampling port on the pumping well (see Table 2). During purging, field parameters (pH, specific conductivity, temperature, and turbidity) were measured and recorded. Data collected during purging can be found on the sampling forms in Appendix A. Purging continued until field parameters had stabilized, and between three and five well volumes of water had been purged.

After purging was complete, a groundwater sample was collected from the monitoring well. The five recovery well samples were collected from sampling ports near the well head, or were collected directly with an HDPE disposable bailer. Field parameters were collected immediately after sample collection (see Table 3). The samples were placed in pre-cleaned, labeled 40-ml glass vials provided by Waste Stream Technology, Inc. (WST). The sample vials did not contain preservatives. Two sample vials were collected for each analysis. The containers were visually inspected to confirm that they did not contain air bubbles.

## **LABORATORY ANALYSIS AND RESULTS**

Groundwater samples collected during the January 2008 sampling event were submitted to WST, a New York State certified laboratory, for analysis using Method 8260B. The Method 8260B analytical reports provided results for select halogenated VOCs, with the exception of benzyl chloride. Benzyl chloride has not been detected in any Site groundwater samples. The halogenated VOCs analytical results are listed in the laboratory data reports in Appendix B. The analytical reports and chain-of-custody records (COCs) are also presented in Appendix B.

The analytical results for this round of groundwater sampling are consistent with historical concentrations and have been summarized in Table 4. Figures 3 and 4 provide a summary of the analytical results, plotted on a site map. The sample results have been incorporated into the water quality database. A historical summary (January 2001 through March 2008) is provided on the tables in Appendix C.

Limited data validation was performed on the analytical results. No excursions from the quality control limits were encountered during data validation. The data is considered usable and valid for its intended purpose.

## **SUMMARY OF OPERATIONS AND MAINTENANCE ACTIVITY**

During the reporting period, routine maintenance was conducted on the groundwater recovery and treatment system to facilitate normal operation. Beginning January 21, 2008, recovery well PW-4 was included in system operations.

Recovery and treatment operations were interrupted on January 26, 2008 when the treatment system shut down (by alarm) after the pretreatment filter bags became clogged. The autodialer notification system failed to call out due to a faulty battery backup. Conveyance lines froze in two locations. The filter bags were changed and the battery backup for the autodialer was replaced. The well sheds and piping were re-insulated where practical. The system resumed normal operations on January 28, 2008.

On January 30, 2008 high winds caused equipment staged near PW-4 to fall into the PW-4 well shed, tipping the shed and breaking the discharge line. As reported to NYSDEC, the pump ran for 10 minutes and discharged an estimated 900 gallons of water. The well shed and the discharge line have been repaired. Fall protection systems for the equipment have been constructed next to the staged equipment. Well PW-4 was fully operational on February 18, 2008.

The treatment system was shut down (by alarm) on February 8, 2008 as part of a routine check of the autodialer notification system. After confirming proper operation of the autodialer notification system, the treatment system was not properly reset, causing the system to remain shut down until February 11, 2008. The operator has reviewed the shutdown/startup procedures, notification call times have been reduced, and the number of autodialer attempts to make notification has been increased to prevent reoccurrence.

Non-routine system maintenance and repairs included:

- removed, cleaned, and reinstalled flow meter and pump at PW-3;
- replaced two ceiling lights in treatment plant;
- recovered standing water released after damage occurred to PW-4;
- installed concrete blocks between PW-4 and Metaullics baskets storage area to protect workers and equipment;
- repaired plumbing at PW-4;
- inspected electrical and controls at PW-4 for damage;
- repaired PW-4 well shed door;
- replaced the gate valve at P-4;
- repaired man-door on south side of treatment building;
- completed temporary preventative maintenance to eliminate rain water and snow melt from entering the treatment plant;
- installed and tested a new battery backup for the autodialer;

- reinsulated piping and conveyance lines at PW-3 and P-2 as appropriate; and
- adjusted notification procedure of the autodialer.

## **EFFLUENT AND PERMIT COMPLIANCE ISSUES**

During the reporting period, 8.8 million gallons of groundwater were recovered and treated. Treated groundwater was discharged to Cayuga Creek under SPDES permit NY0001988. The SPDES permit authorizes discharge through March 31, 2012. The pumping rate from the five recovery wells (P-2, P-3, P-4, PW-1, PW-3, and PW-4) averaged approximately 67.1 gallons per minute during the reporting period.

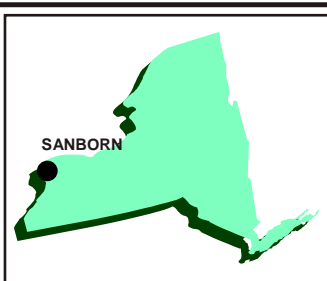
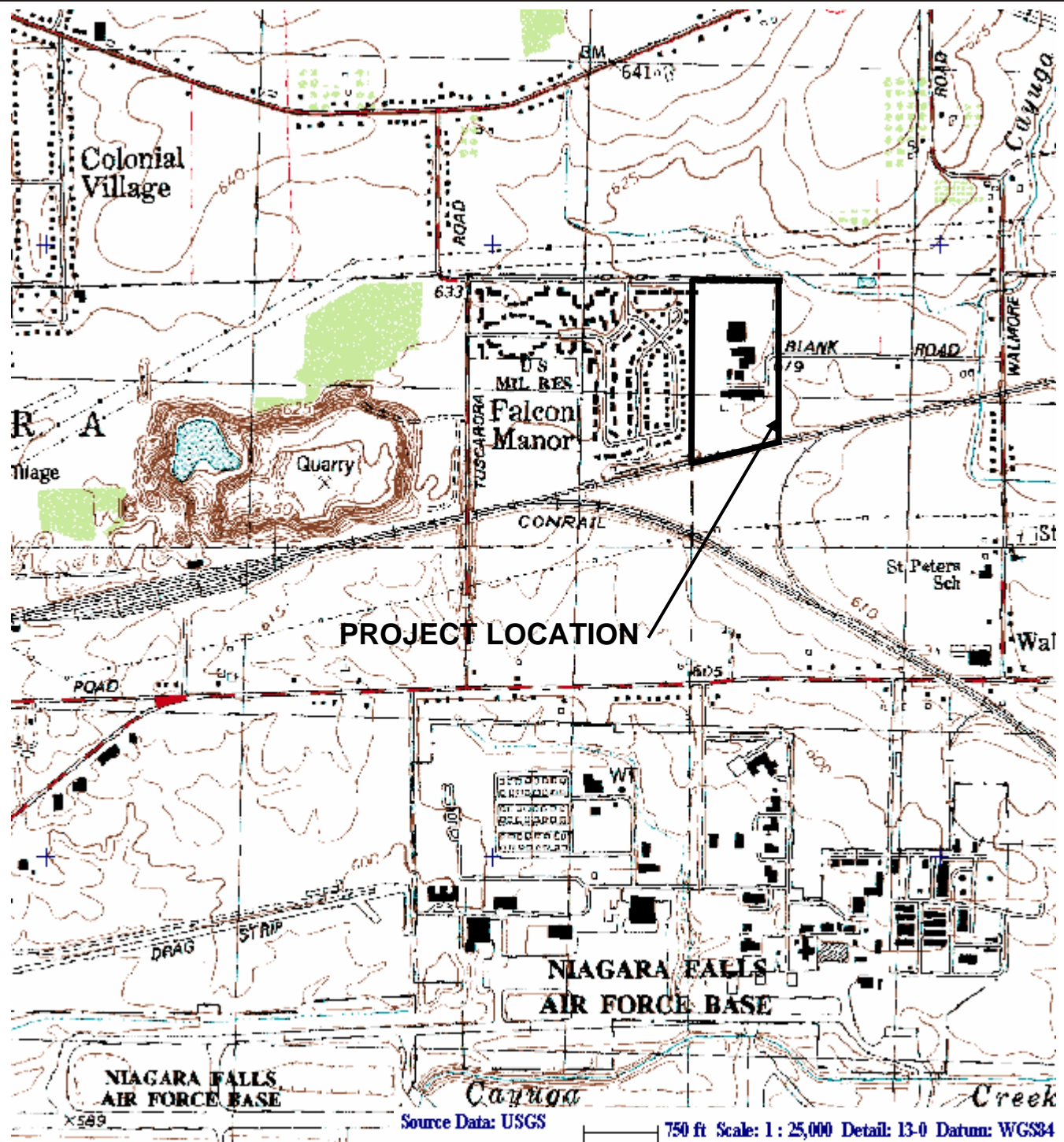
Effluent samples were collected at the outfall (OU1) inside the treatment building. Monthly discharge monitoring reports (DMRs) were provided to NYSDEC, in compliance with the SPDES permit (NY0001988). The DMRs documented the analytical results from the effluent samples. All analytical results were compliant with the SPDES permit.

## **SUMMARY AND CONCLUSIONS**

- Groundwater elevation and flow paths were consistent with historical patterns.
- Analytical results for VOCs are consistent with historical concentrations. The data is considered valid for its intended use.
- To the extent possible, the groundwater recovery and treatment system was operated continuously throughout the reporting period. The majority of the down-time that did occur can be attributed to start-up operations of well PW-4.
- Discharge monitoring reports (DMRs) were provided to NYSDEC, and all data was within compliance parameters for the reporting period.

## FIGURES





New York  
Quadrangle

LATITUDE: N43° 07' 43"  
LONGITUDE: W78° 56' 18"



SOURCE: DeLORME 3-D  
TOPOQUAD PROGRAM

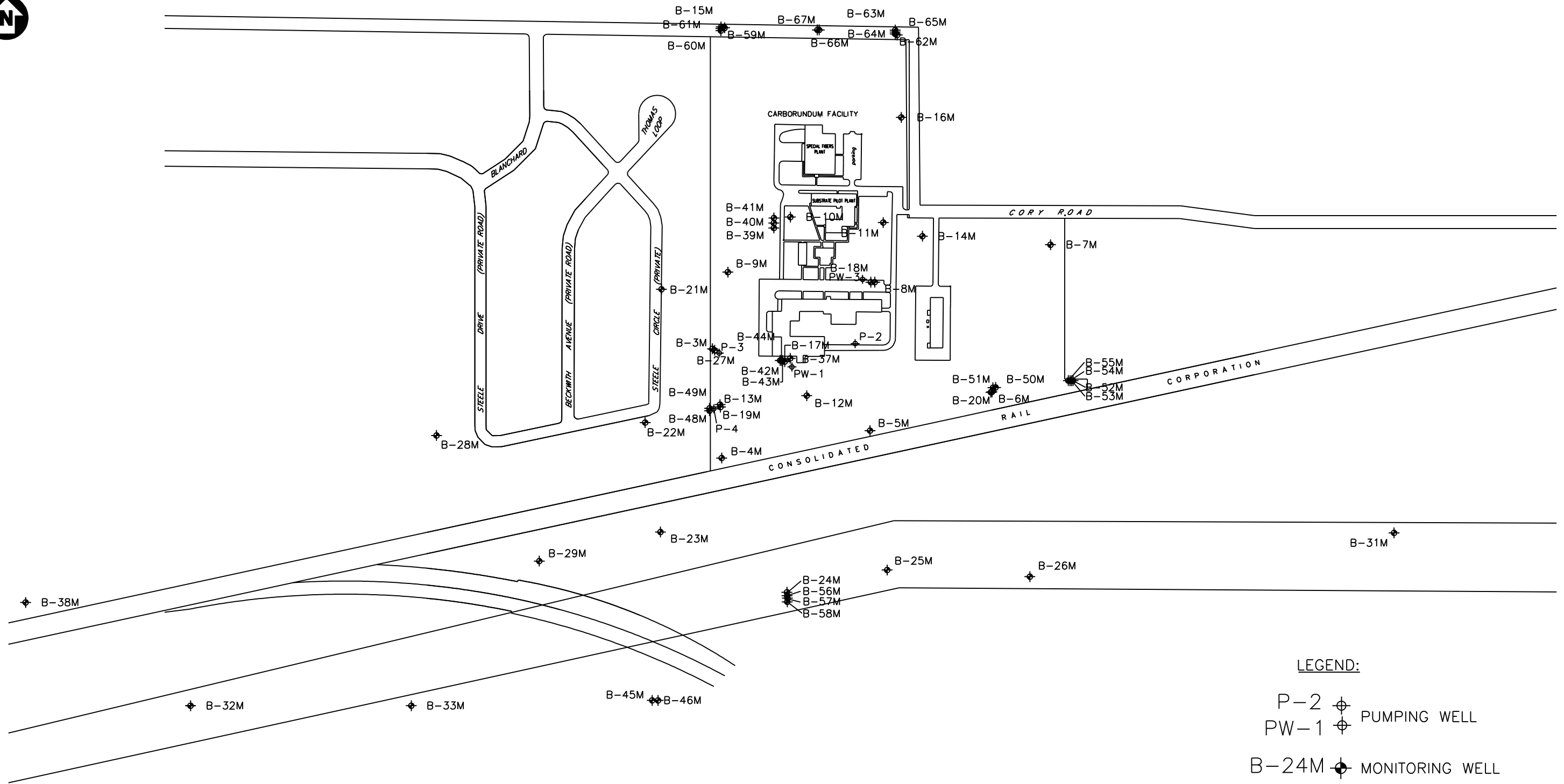
## FIGURE 1

ATLANTIC RICHFIELD COMPANY  
FORMER CARBORUNDUM FACILITY  
SANBORN, NEW YORK




## PROJECT LOCATION PLAN

**PARSONS**

40 LA RIVIERE DRIVE, SUITE 350 BUFFALO, NEW YORK, 14202 \* (716) 541-0730



LEGEND:

- P-2  PUMPING WELL  
PW-1  PUMPING WELL  
B-24M  MONITORING WELL



SCALE: 1"=400'

FIGURE 2

ATLANTIC RICHFIELD COMPANY  
FORMER CARBORUNDUM FACILITY

SITE PLAN

**PARSONS**

40 LA RIVIERE DRIVE, SUITE 350, BUFFALO, N.Y. 14202, PHONE: 716-541-0730



WELL	DATE
COMPOUND	CONCENTRATION (ug/L)
PCE = TETRACHLOROETHENE	
TCE = TRICHLOROETHENE	
CIS = CIS-1,2-DICHLOROETHENE	
TRANS = TRANS-1,2-DICHLOROETHENE	
VC = VINYL CHLORIDE	

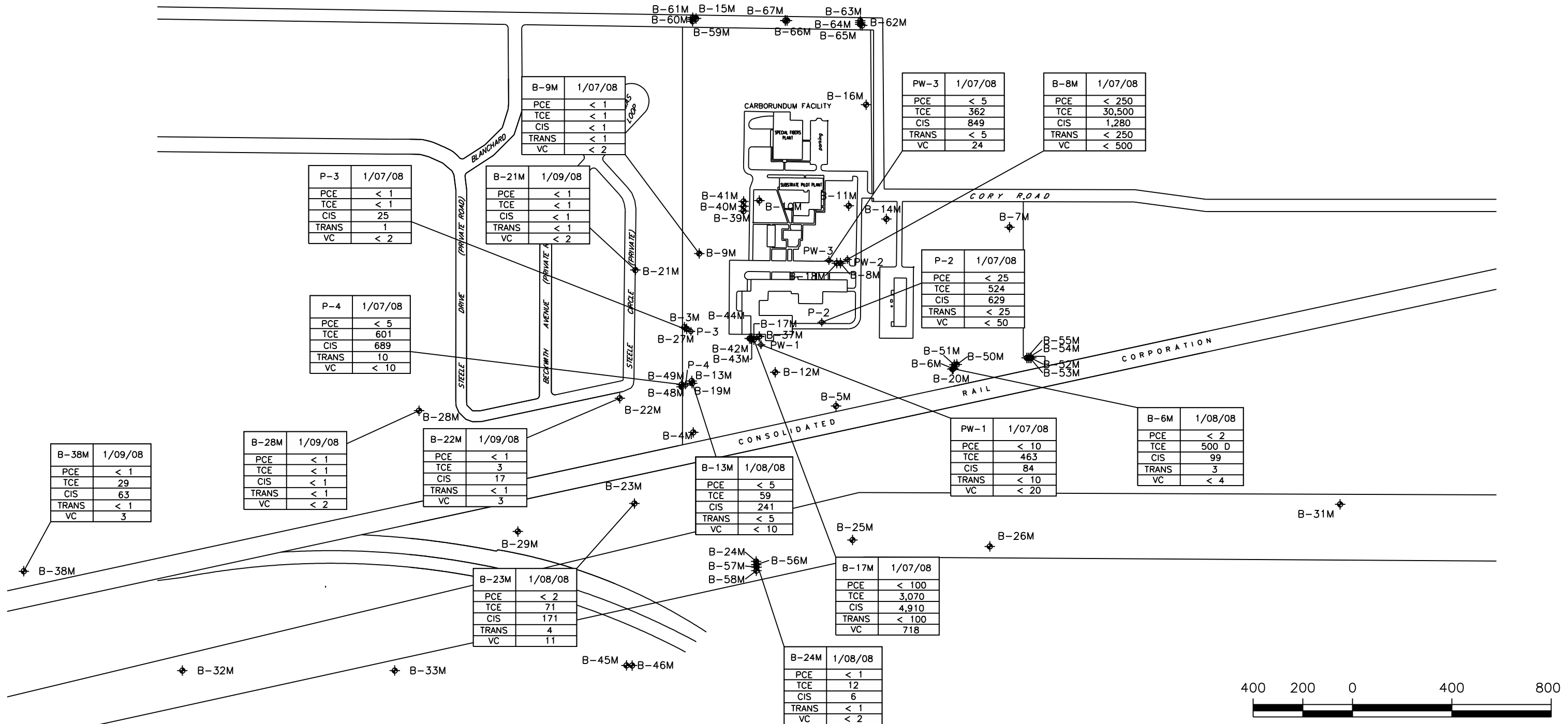


FIGURE 3

ATLANTIC RICHFIELD COMPANY  
FORMER CARBORUNDUM FACILITY  
SUMMARY OF VOC ANALYTICAL RESULTS IN  
TOP OF ROCK AND ZONE 1  
JANUARY 2008 QUARTERLY SAMPLING EVENT

**PARSONS**  
40 LA RIVIERE DRIVE, SUITE 350  
BUFFALO, NEW YORK 14202  
716-541-0730



WELL	DATE
COMPOUND	CONCENTRATION (ug/L)
PCE = TETRACHLOROETHENE	
TCE = TRICHLOROETHENE	
CIS = CIS-1,2-DICHLOROETHENE	
TRANS = TRANS-1,2-DICHLOROETHENE	
VC = VINYL CHLORIDE	

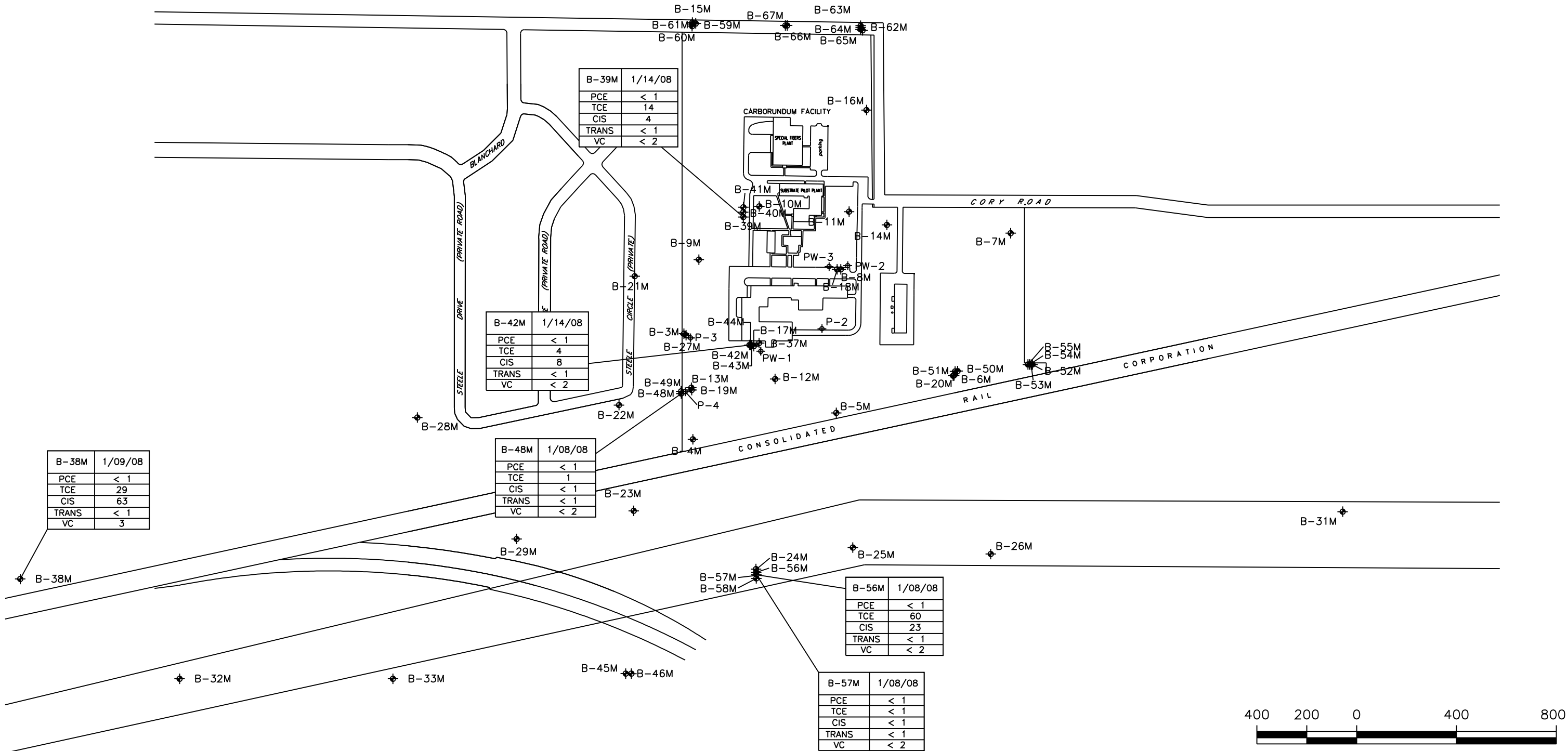
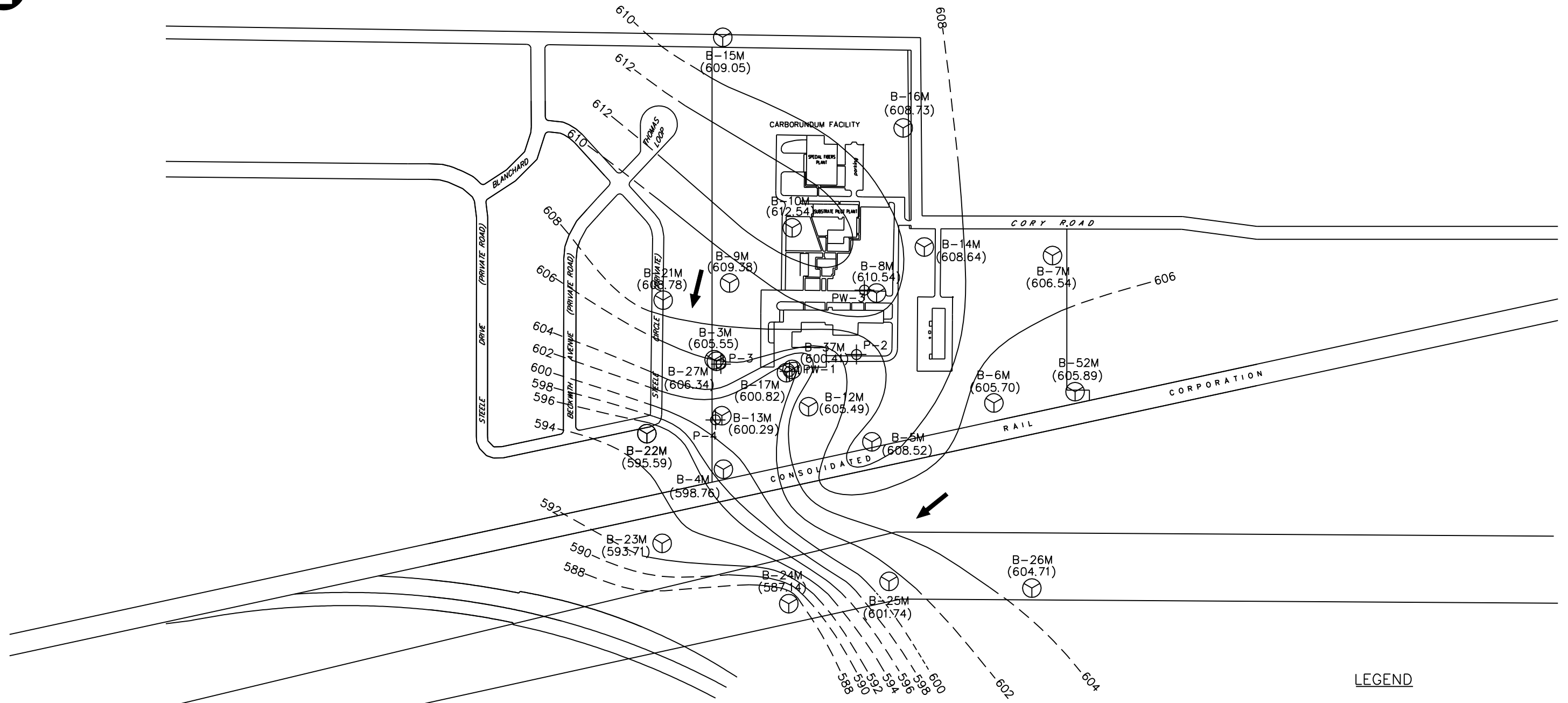


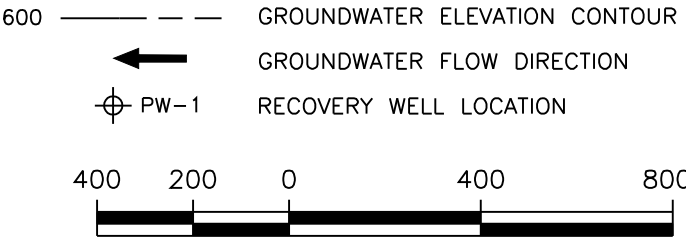
FIGURE 4

ATLANTIC RICHFIELD COMPANY  
FORMER CARBORUNDUM FACILITY  
SUMMARY OF VOC ANALYTICAL RESULTS FOR  
ZONES 2, 3, 4, AND 5  
JANUARY 2008 QUARTERLY SAMPLING EVENT

**PARSONS**  
40 LA RIVIERE DRIVE  
BUFFALO, NEW YORK 14202  
716-541-0730



LEGEND

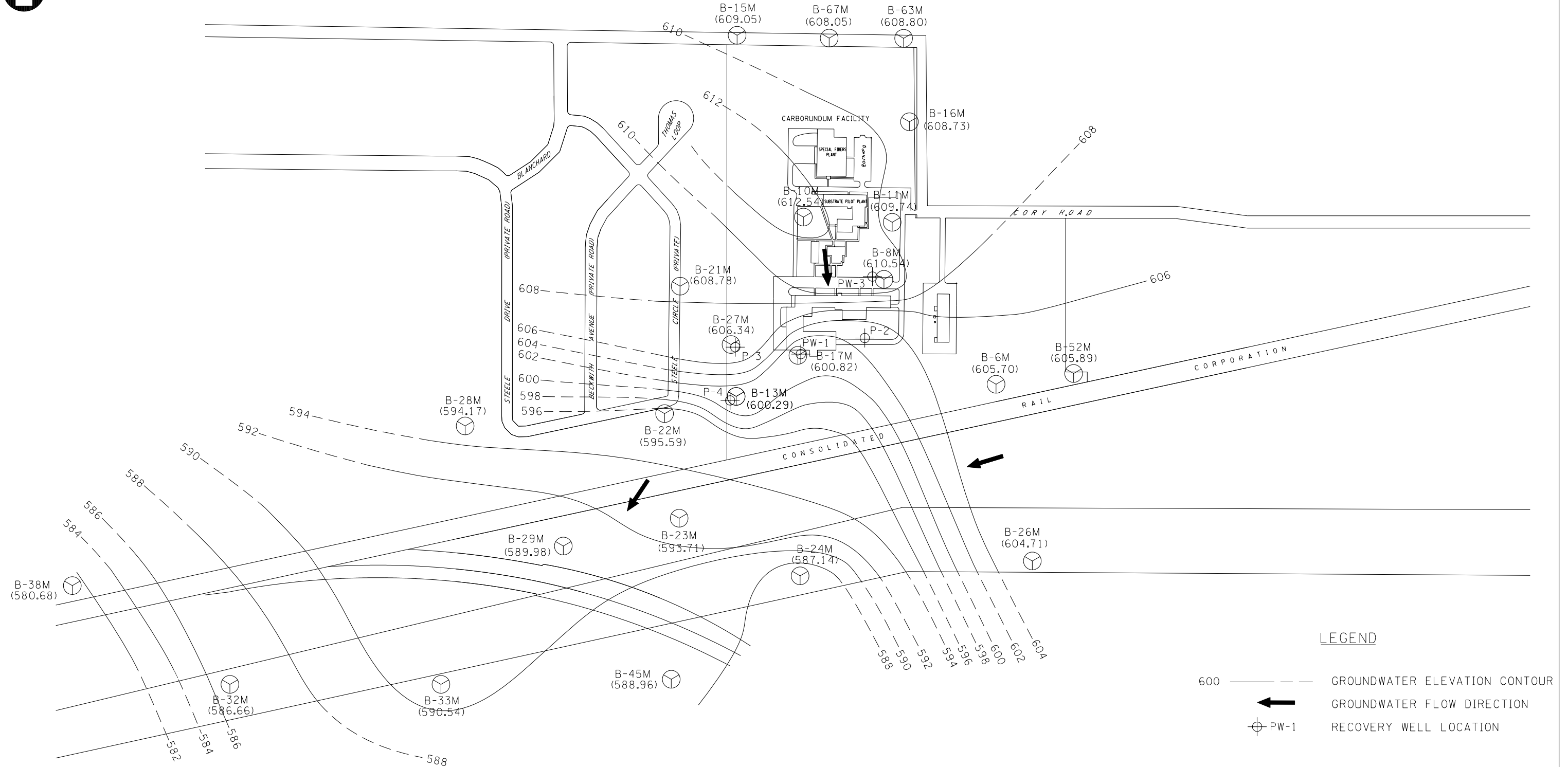


NOTES:

1. B-10M, B-13M, B-15M, B-16M, B-17M, B-21M, B-22M, B-23M, B-24M, B-26M, B-27M, B-52M, B-6M, B-8M, AND P-4 ARE SCREENED IN BOTH THE TOP OF ROCK ZONE AND ZONE 1.
2. B-29M AND B-38M ARE SCREENED IN BOTH ZONE 1 AND ZONE 2.

**PARSONS**  
40 LA RIVIERE DRIVE, SUITE 350  
BUFFALO, NEW YORK 14202  
716-541-0730

FIGURE 5  
ATLANTIC RICHFIELD COMPANY  
FORMER CARBORUNDUM FACILITY  
GROUNDWATER ELEVATION  
TOP OF ROCK-JANUARY 2008



LEGEND

600 ——— GROUNDWATER ELEVATION CONTOUR  
← GROUNDWATER FLOW DIRECTION  
⊕ PW-1 RECOVERY WELL LOCATION



NOTE:

1. B-10M, B-13M, B-15M, B-16M, B-17M, B-21M, B-22M, B-23M, B-24M, B-26M, B-27M, B-52M, B-6M, B-8M, AND P-4 ARE SCREENED IN BOTH THE TOP OF ROCK ZONE AND ZONE 1.

**PARSONS**  
40 LA RIVIERE DRIVE, SUITE 350  
BUFFALO, NEW YORK 14202  
716-541-0730

FIGURE 6

ATLANTIC RICHFIELD COMPANY  
FORMER CARBORUNDUM FACILITY  
GROUNDWATER ELEVATION  
ZONE 1-JANUARY 2008

## TABLES

**TABLE I**  
**MONTHLY GROUNDWATER ELEVATION DATA**  
**January 2008**  
**THE FORMER CARBORUNDUM COMPANY**  
**SANBORN, NEW YORK**

Monitoring Well I.D.	Date	Top of Riser Elevation (ft)	Water Level (ft)	Groundwater Elevation (ft)
P-2	01/02/08	619.67	19.55	600.12
P-3	01/02/08	627.35	29.24	598.11
P-4	01/02/08	624.45	27.55	596.90
PW-1	01/02/08	619.78	29.73	590.05
PW-3	01/02/08	618.28	10.20	608.08
B-3M	01/02/08	625.59	20.04	605.55
B-4M	01/02/08	622.24	23.48	598.76
B-5M	01/02/08	620.83	12.31	608.52
B-6M	01/02/08	615.69	9.99	605.70
B-7M	01/02/08	616.22	9.68	606.54
B-8M	01/02/08	618.57	8.03	610.54
B-9M	01/02/08	623.03	13.65	609.38
B-10M	01/02/08	626.05	13.51	612.54
B-11M	01/02/08	622.81	13.07	609.74
B-12M	01/02/08	622.17	16.68	605.49
B-13M	01/02/08	626.70	26.41	600.29
B-14M	01/02/08	618.25	9.61	608.64
B-15M	01/02/08	623.98	14.93	609.05
B-16M	01/02/08	626.08	17.35	608.73
B-17M	01/02/08	622.07	21.25	600.82
B-18M	01/02/08	618.69	11.42	607.27
B-19M	01/02/08	626.01	21.20	604.81
B-20M	01/02/08	615.32	9.76	605.56
B-21M	01/02/08	622.56	13.78	608.78
B-22M	01/02/08	622.29	26.70	595.59
B-23M	01/02/08	617.71	24.00	593.71
B-24M	01/02/08	617.24	30.10	587.14
B-25M	01/02/08	619.31	17.57	601.74
B-26M	01/02/08	618.06	13.35	604.71
B-27M	01/02/08	626.04	19.70	606.34
B-28M	01/02/08	622.62	28.45	594.17
B-29M	01/02/08	618.31	28.33	589.98
B-31M	01/02/08	613.78	9.11	604.67
B-32M	01/02/08	619.35	32.69	586.66
B-33M	01/02/08	612.43	21.89	590.54
B-37M	01/02/08	616.90	16.49	600.41
B-38M	01/02/08	609.81	29.13	580.68
B-39M	01/02/08	626.12	17.26	608.86
B-40M	01/02/08	626.23	18.02	608.21
B-41M	01/02/08	626.31	20.25	606.06
B-42M	01/02/08	623.76	15.06	608.70
B-43M	01/02/08	623.64	16.80	606.84
B-44M	01/02/08	623.29	19.27	604.02
B-45M	01/02/08	612.12	23.16	588.96
B-46M	01/02/08	613.46	23.15	590.31
B-48M	01/02/08	625.40	17.05	608.35
B-49M	01/02/08	625.56	26.89	598.67
B-50M	01/02/08	616.47	10.54	605.93
B-51M	01/02/08	616.48	5.57	610.91
B-52M	01/02/08	616.26	10.37	605.89
B-53M	01/02/08	616.14	10.25	605.89
B-54M	01/02/08	616.00	9.73	606.27
B-55M	01/02/08	615.59	24.87	590.72
B-56M	01/02/08	617.78	25.05	592.73
B-57M	01/02/08	617.80	26.51	591.29
B-58M	01/02/08	617.99	23.17	594.82
B-59M	01/02/08	625.53	28.59	596.94
B-60M	01/02/08	625.67	17.1	608.57
B-61M	01/02/08	625.72	16.67	609.05
B-62M	01/02/08	623.89	3.96	619.93
B-63M	01/02/08	624.14	15.34	608.80
B-64M	01/02/08	623.95	15.21	608.74
B-65M	01/02/08	624.19	16.47	607.72
B-66M	01/02/08	625.37	16.59	608.78
B-67M	01/02/08	625.51	17.46	608.05



**TABLE 2**  
**MONITORING WELL GROUNDWATER PURGING DATA**  
**JANUARY 2008 QUARTERLY SAMPLING EVENT**  
**FORMER CARBORUNDUM COMPANY**  
**WHEATFIELD, NEW YORK**

Monitoring Well I.D.	Date	Time	Top of Riser Elevation (ft)	Initial Water Level (ft)	Initial Groundwater Elevation (ft)	Measured Well Bottom (ft)	Water Column Hgt. (ft)	One Well Volume (gal)	Volume Purged (gal)	Purging Codes	Remarks
P-2	1/7/08	9:30	619.67	19.61	600.06					1	Pumping well
P-3	1/7/08	10:00	627.35							1	Pumping well
P-4	1/7/08	10:00	624.45							1	Pumping well
PW-1	1/7/08	9:45	619.78							1	Pumping well
PW-3	1/7/08	11:00	618.28							1	Pumping well
B-6M	1/8/08	11:55	615.69	8.12	607.57	19.40	11.28	1.91	8	4	
B-8M	1/7/08	13:40	618.57	7.04	611.53	18.05	11.01	1.87	8	4	
B-9M	1/7/08	12:55	623.03	11.39	611.64	21.42	10.03	1.70	8	5	
B-13M	1/8/08	14:55	617.20	25.99	591.21	36.28	10.29	1.75	7	5	
B-17M	1/7/08	14:20	622.07	21.02	601.05	26.27	5.25	0.89	4	4	
B-19M	1/7/08	12:00	626.01	20.55	605.46	66.40	45.85	7.79	30	5	
B-21M	1/9/08	11:20	622.56	11.32	611.24	26.88	15.56	2.65	9	4	
B-22M	1/9/08	10:50	617.71	26.21	591.50	36.15	9.94	1.69	6.75	4	
B-23M	1/8/08	8:55	617.71	23.83	593.88	32.00	8.17	1.40	6	5	
B-24M	1/8/08	10:45	617.20	17.66	599.54	28.55	10.89	1.85	8	5	
B-28M	1/9/08	10:00	622.62	27.20	595.42	34.85	7.65	1.30	5.2	4	
B-38M	1/9/08	9:20	609.81	28.83	580.98	41.54	12.71	2.16	8	4	
B-39M	1/14/08	12:45	626.12	13.11	613.01	44.30	31.19	5.30	22	5	
B-40M	1/9/08	14:10	626.23	15.61	610.62	58.21	42.60	7.24	30	5	
B-41M	1/9/08	13:00	626.31	18.66	607.65	72.85	54.19	9.20	36	5	
B-42M	1/14/08	11:05	623.76	11.02	612.74	45.69	34.67	5.89	25	5	
B-43M	1/14/08	10:10	623.64	13.68	609.96	59.13	45.45	7.73	20	5	well went dry during purging
B-44M	1/14/08	9:00	623.29	16.61	606.68	84.77	68.16	11.60	18	5	well went dry during purging
B-48M	1/8/08	14:15	625.40	15.01	610.39	47.20	32.19	5.47	22	5	
B-49M	1/8/08	13:00	625.56	28.20	597.36	82.80	54.60	9.28	40	5	
B-56M	1/8/08	10:00	617.78	24.29	593.49	39.91	15.62	2.66	12	5	
B-57M	1/8/08	9:40	617.80	27.09	590.71	50.85	23.76	4.04	7	5	well went dry during purging

Purge Codes:

- 1 - Sample port purged prior to sampling.
- 2 - Dedicated stainless steel bailer.
- 3 - Peristaltic pump.
- 4 - Disposable polyethylene bailer
- 5 - Purge pump.
- 6 - Bladder Pump with flow through cell

NS - Not Sampled  
NA - Not Available

**TABLE 3**  
**MONITORING WELL GROUNDWATER SAMPLING DATA**  
**JANUARY 2008 QUARTERLY SAMPLING EVENT**  
**FORMER CARBORUNDUM COMPANY**  
**WHEATFIELD, NEW YORK**

Monitoring Well I.D.	Date	Time	Top of Riser Elevation (ft)	pH (standard units)	Specific Conductance (uS/cm)	Temperature (deg F)	Turbidity (NTU)	Remarks
P-2	1/7/08	9:30	619.67	7.14	1.24	57.7	4.32	Pumping well
P-3	1/7/08	10:00	627.35	7.34	1.51	55.4	0.4	Pumping well
P-4	1/7/08	10:10	624.45	7.24	1.33	54.6	4.24	Pumping well
PW-1	1/7/08	9:45	619.78	7.15	0.94	57.5	0.15	Pumping well
PW-3	1/7/08	11:00	618.28	7.17	2.52	49.8	14.8	Pumping well
B-6M	1/8/08	12:30	615.69	6.96	1.00	52.6	128	
B-8M	1/7/08	14:15	618.57	6.89	2.37	53.4	271	
B-9M	1/7/08	13:25	623.03	7.32	0.12	47.7	104.4	
B-13M	1/8/08	15:20	618.69	7.43	0.88	54.2	50.4	
B-17M	1/7/08	14:40	626.01	6.96	1.77	55.9	141	
B-19M	1/7/08	12:45	617.71	7.49	1.27	57.6	27.4	
B-21M	1/9/08	12:15	618.31	6.92	1.00	51.8	187	
B-22M	1/9/08	11:20	619.35	7.01	1.14	52.7	62.9	
B-23M	1/8/08	9:25	609.81	6.94	1.04	53.5	130	
B-24M	1/8/08	11:20	626.12	6.89	1.05	53.2	13.1	
B-28M	1/9/08	10:40	622.62	6.94	1.04	51.5	200	
B-38M	1/9/08	9:56	609.81	6.83	1.23	50.3	43.7	
B-39M	1/14/08	13:25	626.12	7.00	0.83	51.1	18	
B-40M	1/9/08	15:00	626.23	7.02	1.34	51.5	12.2	
B-41M	1/9/08	14:00	626.31	7.3	1.31	52.3	2.24	
B-42M	1/14/08	11:40	623.76	7.00	0.97	52.2	8.63	
B-43M	1/14/08	12:05	623.64	7.07	1.35	54.2	9.64	
B-44M	1/14/08	11:50	623.29	6.87	2.47	53.6	43.3	
B-48M	1/8/08	14:50	625.40	7.40	0.95	53.8	42.2	
B-49M	1/8/08	14:10	625.56	6.88	2.74	53.6	32.8	
B-56M	1/8/08	10:30	617.78	7.15	1.67	53.2	15.8	
B-57M	1/8/08	11:40	617.80	6.92	2.14	52.5	6.24	

**TABLE 4**  
**MONITORING WELL GROUNDWATER ANALYTICAL RESULT SUMMARY**  
**JANUARY 2008 QUARTERLY SAMPLING EVENT**  
**FORMER CARBORUNDUM COMPANY**  
**SANBORN, NEW YORK**

Well Id	Sample Date	Lab Sample ID	Carbon Tetrachloride ug/l	Chloroform ug/l	1,1-Dichloroethane ug/l	1,1-Dichloroethene ug/l	Methylene chloride ug/l	trans-1,2-Dichloroethene ug/l	cis-1,2-Dichloroethene ug/l	1,1,1-Trichloroethane ug/l	Trichloroethene ug/l	Vinyl chloride ug/l	Tetrachloroethene ug/l
P-2	1/7/2008	2229320.333	< 25	< 25	86	< 25	86	< 25	629	722	524	< 50	< 25
P-3	1/7/2008	2229258.333	< 1	< 1	< 1	< 1	< 2	1	25	< 1	< 1	< 2	< 1
P-4	1/7/2008	2229228.333	< 5	< 5	15	< 5	22	10	689	8	601	< 10	< 5
PW-1	1/7/2008	2229289.333	< 10	< 10	< 10	< 10	31	< 10	84	< 10	463	< 20	< 10
PW-3	1/7/2008	8A08003-04R5	< 5	< 5	< 5	< 5	< 10	< 5	849	< 5	362	24	< 5
B- 6M	1/8/2008	2595201.333	< 2	< 2	< 2	< 2	4	3	99	< 2	500 D	< 4	< 2
B- 8M	1/7/2008	8A08003-02R5	< 250	< 250	< 250	< 250	500	< 250	1280	< 250	30500	< 500	< 250
B- 9M	1/7/2008	2229136.333	< 1	< 1	< 1	< 1	3	< 1	< 1	< 1	< 1	< 2	< 1
B-13M	1/8/2008	2595050.333	< 5	< 5	< 5	< 5	< 10	< 5	241	< 5	59	< 10	< 5
B-17M	1/7/2008	2229350.333	< 100	< 100	129	< 100	350	< 100	4910	< 100	3070	718	< 100
B-19M	1/7/2008	2229197.333	< 1	< 1	< 1	< 1	2	< 1	3	< 1	< 1	< 2	< 1
B-21M	1/9/2008	8A10002-02	< 1	< 1	< 1	< 1	2	< 1	< 1	< 1	< 1	< 2	< 1
B-22M	1/9/2008	8A10002-01	< 1	< 1	< 1	< 1	< 2	< 1	17	< 1	3	3	< 1
B-23M	1/8/2008	2595140.333	< 2	< 2	< 2	< 2	< 4	4	171	< 2	71	11	< 2
B-24M	1/8/2008	2595170.333	< 1	< 1	< 1	< 1	< 2	< 1	6	< 1	12	< 2	< 1
B-28M	1/9/2008	8A10002-03	< 1	< 1	< 1	< 1	< 2	< 1	< 1	< 1	< 1	< 2	< 1
B-38M	1/9/2008	8A10002-04	< 1	< 1	< 1	< 1	< 2	< 1	63	< 1	29	3	< 1
B-39M	1/14/2008	8A15002-01	< 1	< 1	< 1	< 1	< 2	< 1	4	< 1	14	< 2	< 1
B-40M	1/9/2008	8A10002-06	< 1	< 1	< 1	< 1	< 2	< 1	4	< 1	2	< 2	< 1
B-41M	1/9/2008	8A10002-05	< 1	< 1	< 1	< 1	< 2	< 1	3	< 1	< 1	< 2	< 1
B-42M	1/14/2008	8A15002-02	< 1	< 1	< 1	< 1	< 2	< 1	8	< 1	4	< 2	< 1
B-43M	1/14/2008	8A15002-03	< 1	< 1	< 1	< 1	< 2	< 1	9	< 1	2	2	< 1
B-44M	1/14/2008	8A15002-04	< 1	< 1	7	< 1	< 2	< 1	9	< 1	5	6	< 1
B-48M	1/8/2008	2595081.333	< 1	< 1	< 1	< 1	< 2	< 1	< 1	< 1	1	< 2	< 1
B-49M	1/8/2008	2595109.333	< 1	< 1	< 1	< 1	< 2	< 1	< 1	< 1	1	< 2	< 1
B-56M	1/8/2008	2595231.333	< 1	< 1	1	< 1	4	< 1	23	2	60	< 2	< 1
B-57M	1/8/2008	2595262.333	< 1	< 1	< 1	< 1	< 2	< 1	< 1	< 1	< 1	< 2	< 1

**APPENDIX A**

**MONITORING WELL SAMPLING FIELD FORMS**

**O&M Enterprises, Inc.**  
**MONITORING WELL SAMPLING FIELD FORM**  
**FORMER CARBORUNDUM FACILITY**  
**SANBORN, NEW YORK**

Monitoring Well I.D.: B-6 Date: 1/8/08 Time Started: 1155 Field Personnel: RC Becken  
 Weather Conditions: warm 54°  
 Comments:

**Initial Readings**

Measured Well Bottom (TOR - ft) 19.4 Riser Pipe Diameter (in) 2 in.  
 Measured Water Level (TOR - ft) 9.12 Conversion Factor (gal/lineal ft) 1.25" = 0.08 2" = 0.17 3" = 0.38  
 Calculated Water Column Height (ft) 11.28 (Circle One) 4" = 0.68 6" = 1.50 8" = 2.60  
 One Well Volume (gals.) 1.92 Three Well Volumes (gals.) SV = 9.6  
 Notes:

**Well Conditions**

Well Riser Type (Circle one): Stainless Steel Carbon Steel PVC  
 Casing Condition: OK Repair Required:  
 Cap Condition: OK Repair Required:  
 Paint Condition: OK Repair Required:  
 Lock Condition: OK Repair Required:  
 Inner Casing Condition: OK Repair Required:  
 Surface Seal Condition: OK Repair Required:  
 Other:

**Purge Information**

Purging Method (Circle one): Stainless Steel Bailor Peristaltic Pump Sample Port (Pumping Wells Only)  
Teflon Bailor Polyethylene Bailor Other:

Well Volume	Gallons Purged (gal)	Temperature (deg C)	Specific Conductivity (mS/cm)	Turbidity (NTU's)	Comments
<u>1.92</u>	<u>~2</u>	<u>53.6</u>	<u>1.27</u>	<u>rusty</u>	
	<u>~4</u>	<u>52.0</u>	<u>1.07</u>	<u>"</u>	
	<u>~6</u>	<u>52.1</u>	<u>1.06</u>	<u>"</u>	
	<u>~8</u>	<u>52.0</u>	<u>1.07</u>	<u>"</u>	

Water Level After Purging (TOR ft): Calculated 95% Recovery Water Level:  
 Comments:

**Sampling Information**

Date: 1/8/08 Time Sampled: 1230 Field Personnel: R C Becken

Measured Water Level (TOR ft): 15.63

Sampling Method (Circle one): Stainless Steel Bailor Peristaltic Pump Sample Port (Pumping Wells Only)  
Teflon Bailor Polyethylene Bailor Other:

Sample I.D.	Temperature (deg C)	pH (S.U.)	Specific Conductivity (mS/cm)	Turbidity (NTU's)	Comments
<u>B-6</u>	<u>52.6</u>	<u>6.96</u>	<u>1.80</u>	<u>128</u>	

QA/QC Samples Taken:

Comments:

**Signature**

Sampler (Print): Richard C. Becken Sampler (signature): [Signature] Date: 1/8/08

**O&M Enterprises, Inc.**  
**MONITORING WELL SAMPLING FIELD FORM**  
**FORMER CARBORUNDUM FACILITY**  
**SANBORN, NEW YORK**

Monitoring Well I.D.: B-8 Date: 11/7/08 Time Started: 1340 Field Personnel: RC Becken

Weather Conditions: overcast warm 58°

Comments:

**Initial Readings**

Measured Well Bottom (TOR - ft) 18.05  
 Measured Water Level (TOR - ft) 7.04  
 Calculated Water Column Height (ft) 11.01  
 One Well Volume (gals.) 1.87

Riser Pipe Diameter (in) 2 in.  
 Conversion Factor (gal/lineal ft) 1.25" = 0.08 2" = 0.17 3" = 0.38  
 (Circle One) 4" = 0.68 6" = 1.50 8" = 2.60  
 Three Well Volumes (gals.) 5.61 9.4

Notes:

**Well Conditions**

Well Riser Type (Circle one): Stainless Steel Carbon Steel PVC

Casing Condition: OK Repair Required: \_\_\_\_\_  
 Cap Condition: OK Repair Required: \_\_\_\_\_  
 Paint Condition: OK Repair Required: \_\_\_\_\_  
 Lock Condition: OK Repair Required: \_\_\_\_\_  
 Inner Casing Condition: OK Repair Required: \_\_\_\_\_  
 Surface Seal Condition: OK Repair Required: \_\_\_\_\_

Other:

**Purge Information**

Purging Method (Circle one): Stainless Steel Bailor Peristaltic Pump Sample Port (Pumping Wells Only)  
Teflon Bailor Polyethylene Bailor Other: \_\_\_\_\_

Well Volume	Gallons Purged (gal)	Temperature (deg C)	Specific Conductivity (mS/cm)	Turbidity (NTU's)	Comments
<u>1.87</u>	<u>~2</u>	<u>52.4</u>	<u>2.40</u>	<u>rusty</u>	
	<u>~4</u>	<u>52.9</u>	<u>2.43</u>	<u>rusty</u>	
	<u>~6</u>	<u>53.1</u>	<u>2.38</u>	<u>"</u>	
	<u>~8</u>	<u>53.1</u>	<u>2.38</u>	<u>"</u>	

Water Level After Purging (TOR ft): \_\_\_\_\_ Calculated 95% Recovery Water Level: \_\_\_\_\_

Comments:

**Sampling Information**

Date: 11/7/08 Time Sampled: 1415 Field Personnel: R C Becken

Measured Water Level (TOR ft): 9.07

Sampling Method (Circle one): Stainless Steel Bailor Peristaltic Pump Sample Port (Pumping Wells Only)  
Teflon Bailor Polyethylene Bailor Other: \_\_\_\_\_

Sample I.D.	Temperature (deg C)	pH (S.U.)	Specific Conductivity (mS/cm)	Turbidity (NTU's)	Comments
<u>B-8</u>	<u>53.4</u>	<u>6.89</u>	<u>2.37</u>	<u>271</u>	

QA/QC Samples Taken:

Comments:

**Signature**

Sampler (Print): Richard C. Becken

Sampler (signature): Richard C. Becken

Date: 11/7/08

**O&M Enterprises, Inc.**  
**MONITORING WELL SAMPLING FIELD FORM**  
**FORMER CARBORUNDUM FACILITY**  
**SANBORN, NEW YORK**

Monitoring Well I.D.: B-9 Date: 1/7/08 Time Started: 1255 Field Personnel: RC Becken  
 Weather Conditions: overcast light rain warm 57°  
 Comments:

**Initial Readings**

Measured Well Bottom (TOR - ft) 21.42 Riser Pipe Diameter (in) 2 in.  
 Measured Water Level (TOR - ft) 11.39 Conversion Factor (gal/lineal ft) 1.25" = 0.08 2" = 0.17 3" = 0.38  
 Calculated Water Column Height (ft) 10.03 (Circle One) 4" = 0.88 6" = 1.50 8" = 2.60  
 One Well Volume (gals.) 1.7 Three Well Volumes (gals.) 5.1

Notes:

**Well Conditions**

Well Riser Type (Circle one): Stainless Steel Carbon Steel PVC  
 Casing Condition: OK Repair Required:  
 Cap Condition: OK Repair Required:  
 Paint Condition: OK Repair Required:  
 Lock Condition: OK Repair Required:  
 Inner Casing Condition: OK Repair Required:  
 Surface Seal Condition: OK Repair Required:  
 Other:

**Purge Information**

Purging Method (Circle one): Stainless Steel Bailor Peristaltic Pump Sample Port (Pumping Wells Only)  
 Teflon Bailor Polyethylene Bailor Other: Purge Pump

Well Volume	Gallons Purged (gal)	Temperature (deg C)	Specific Conductivity (mS/cm)	Turbidity (NTU's)	Comments
<u>1.7</u>	<u>~2</u>	<u>51.7</u>	<u>0.33</u>	<u>cloudy</u>	
	<u>~4</u>	<u>50.0</u>	<u>0.17</u>	<u>cloudy</u>	
	<u>~6</u>	<u>49.2</u>	<u>0.14</u>	<u>Semi clear</u>	
	<u>~8</u>	<u>48.0</u>	<u>0.13</u>		

Water Level After Purging (TOR ft): Calculated 95% Recovery Water Level:  
 Comments:

**Sampling Information**

Date: 1/7/08 Time Sampled: 1325 Field Personnel: RC Becken

Measured Water Level (TOR ft): 11.6

Sampling Method (Circle one): Stainless Steel Bailor Peristaltic Pump Sample Port (Pumping Wells Only)  
 Teflon Bailor Polyethylene Bailor Other:

Sample I.D.	Temperature (deg C)	pH (S.U.)	Specific Conductivity (mS/cm)	Turbidity (NTU's)	Comments
<u>B-9</u>	<u>47.7</u>	<u>7.32</u>	<u>0.12</u>	<u>104.4</u>	

QA/QC Samples Taken:

Comments:

**Signature**

Sampler (Print): Richard C. Becken Sampler (signature): Richard C. Becken Date: 1/7/08

**O&M Enterprises, Inc.**  
**MONITORING WELL SAMPLING FIELD FORM**  
**FORMER CARBORUNDUM FACILITY**  
**SANBORN, NEW YORK**

Monitoring Well I.D.: B-13 Date: 1/8/08 Time Started: 1455 Field Personnel: RC Becken  
 Weather Conditions: overcast light rain warm 56  
 Comments:

**Initial Readings**

Measured Well Bottom (TOR - ft) 36.28 Riser Pipe Diameter (in) 2 in.  
 Measured Water Level (TOR - ft) 25.99 Conversion Factor (gal/lineal ft) 1.25" = 0.08 2" = 0.17 3" = 0.38  
 Calculated Water Column Height (ft) 10.29 (Circle One) 4" = 0.68 6" = 1.50 8" = 2.60  
 One Well Volume (gals.) 1.75 Three Well Volumes (gals.) 8.75 = 5V

Notes:

**Well Conditions**

Well Riser Type (Circle one): Stainless Steel Carbon Steel PVC  
 Casing Condition: OK Repair Required:  
 Cap Condition: OK Repair Required:  
 Paint Condition: OK Repair Required:  
 Lock Condition: OK Repair Required:  
 Inner Casing Condition: OK Repair Required:  
 Surface Seal Condition: OK Repair Required:  
 Other:

**Purge Information**

Purging Method (Circle one): Stainless Steel Bailor Peristaltic Pump Sample Port (Pumping Wells Only)  
Teflon Bailor Polyethylene Bailor Other: purge pump

Well Volume	Gallons Purged (gal)	Temperature (deg C)	Specific Conductivity (mS/cm)	Turbidity (NTU's)	Comments
<u>1.75</u>	<u>-1.75</u>	<u>55.4</u>	<u>1.75</u>	<u>44.5</u>	
	<u>~3.5</u>	<u>54.5</u>	<u>1.32</u>	<u>6.84</u>	
	<u>~5</u>	<u>54.3</u>	<u>1.28</u>	<u>4.25</u>	
	<u>~7</u>	<u>54.2</u>	<u>1.33</u>	<u>3.72</u>	

Water Level After Purging (TOR ft): Calculated 95% Recovery Water Level:

Comments:

**Sampling Information**

Date: 1/8/08 Time Sampled: 1520 Field Personnel: R C Becken

Measured Water Level (TOR ft): 26.06

Sampling Method (Circle one): Stainless Steel Bailor Peristaltic Pump Sample Port (Pumping Wells Only)  
Teflon Bailor Polyethylene Bailor Other:

Sample I.D.	Temperature (deg C)	pH (S.U.)	Specific Conductivity (mS/cm)	Turbidity (NTU's)	Comments
<u>B-13</u>	<u>54.2</u>	<u>7.43</u>	<u>0.88</u>	<u>50.4</u>	

QA/QC Samples Taken: MS + MSD

Comments:

**Signature**

Sampler (Print): Richard C. Becken Sampler (signature): Rich C Becken Date: 1/8/08



**O&M Enterprises, Inc.**  
**MONITORING WELL SAMPLING FIELD FORM**  
**FORMER CARBORUNDUM FACILITY**  
**SANBORN, NEW YORK**

Monitoring Well I.D.: B-17 Date: 1/7/08 Time Started: 1420 Field Personnel: RC Becken

Weather Conditions: overcast warm 57°

Comments:

**Initial Readings**

Measured Well Bottom (TOR - ft) 26.27 Riser Pipe Diameter (in) 2 in.  
 Measured Water Level (TOR - ft) 21.02 Conversion Factor (gal/lineal ft) 1.25" = 0.08 (2" = 0.17) 3" = 0.38  
 Calculated Water Column Height (ft) 5.25 (Circle One) 4" = 0.68 6" = 1.50 8" = 2.60  
 One Well Volume (gals.) 0.89 Three Well Volumes (gals.) SV = 4.46

Notes:

**Well Conditions**

Well Riser Type (Circle one): Stainless Steel Carbon Steel PVC  
 Casing Condition: OK Repair Required:  
 Cap Condition: OK Repair Required:  
 Paint Condition: OK Repair Required:  
 Lock Condition: OK Repair Required:  
 Inner Casing Condition: OK Repair Required:  
 Surface Seal Condition: OK Repair Required:  
 Other:

**Purge Information**

Purging Method (Circle one): Stainless Steel Bailor Peristaltic Pump Sample Port (Pumping Wells Only)  
 Teflon Bailor Polyethylene Bailor Other:

Well Volume	Gallons Purged (gal)	Temperature (deg C)	Specific Conductivity (mS/cm)	Turbidity (NTU's)	Comments
<u>0.89</u>	<u>~1</u>	<u>55.8</u>	<u>1.88</u>	<u>cloudy</u>	
	<u>~2</u>	<u>55.6</u>	<u>1.85</u>		
	<u>~3</u>	<u>55.7</u>	<u>1.88</u>	<u>"</u>	
	<u>~4</u>	<u>55.7</u>	<u>1.85</u>	<u>clearing</u>	

Water Level After Purging (TOR ft): Calculated 95% Recovery Water Level:

Comments:

**Sampling Information**

Date: 1/7/08 Time Sampled: 1440 Field Personnel: R C Becken

Measured Water Level (TOR ft): 21.14

Sampling Method (Circle one): Stainless Steel Bailor Peristaltic Pump Sample Port (Pumping Wells Only)  
 Teflon Bailor Polyethylene Bailor Other:

Sample I.D.	Temperature (deg C)	pH (S.U.)	Specific Conductivity (mS/cm)	Turbidity (NTU's)	Comments
<u>B-17</u>	<u>55.9</u>	<u>6.96</u>	<u>1.77</u>	<u>141</u>	

QA/QC Samples Taken: MS + MSD

Comments:

**Signature**

Sampler (Print): Richard C. Becken Sampler (signature): [Signature] Date: 1/7/08

**O&M Enterprises, Inc.**  
**MONITORING WELL SAMPLING FIELD FORM**  
**FORMER CARBORUNDUM FACILITY**  
**SANBORN, NEW YORK**

Monitoring Well I.D.: B-19 Date: 11/1/08 Time Started: 12<sup>00</sup> Field Personnel: RC Becken  
 Weather Conditions: overcast, warm 57°  
 Comments:

**Initial Readings**  
 Measured Well Bottom (TOR - ft) 66.4 Riser Pipe Diameter (in) 2 in.  
 Measured Water Level (TOR - ft) 20.55 Conversion Factor (gal/lineal ft) 1.25" = 0.08 2" = 0.17 3" = 0.38  
 Calculated Water Column Height (ft) 45.85 (Circle One) 4" = 0.68 6" = 1.50 8" = 2.60  
 One Well Volume (gals.) 7.79 Three Well Volumes (gals.) 5V = 39  
 Notes:

**Well Conditions**  
 Well Riser Type (Circle one): Stainless Steel Carbon Steel PVC  
 Casing Condition: OK Repair Required:  
 Cap Condition: OK Repair Required:  
 Paint Condition: OK Repair Required:  
 Lock Condition: OK Repair Required:  
 Inner Casing Condition: OK Repair Required:  
 Surface Seal Condition: OK Repair Required:  
 Other:

**Purge Information**

Purging Method (Circle one): Stainless Steel Bailor Peristaltic Pump Sample Port (Pumping Wells Only)  
Teflon Bailor Polyethylene Bailor Other: purge pump

Well Volume	Gallons Purged (gal)	Temperature (deg C)	Specific Conductivity (mS/cm)	Turbidity (NTU's)	Comments
<u>7.79</u>	<u>~8</u>	<u>57.0</u>	<u>1.56</u>	<u>clear</u>	
	<u>~16</u>	<u>52.8</u>	<u>1.44</u>	<u>clear</u>	
	<u>~24</u>	<u>52.7</u>	<u>1.44</u>	<u>clear</u>	
	<u>~30</u>	<u>52.6</u>	<u>1.44</u>	<u>clear</u>	

Water Level After Purging (TOR ft): Calculated 95% Recovery Water Level:  
 Comments:

**Sampling Information**

Date: 11/1/08 Time Sampled: 1245 Field Personnel: R C Becken  
 Measured Water Level (TOR ft.): 23.06

Sampling Method (Circle one): Stainless Steel Bailor Peristaltic Pump Sample Port (Pumping Wells Only)  
Teflon Bailor Polyethylene Bailor Other:

Sample I.D.	Temperature (deg C)	pH (G.U.)	Specific Conductivity (mS/cm)	Turbidity (NTU's)	Comments
<u>B-19</u>	<u>57.6</u>	<u>7.49</u>	<u>1.27</u>	<u>27.4</u>	

QA/QC Samples Taken:  
 Comments:

**Signature**

Sampler (Print): Richard C. Becken Sampler (signature): [Signature] Date: 11/1/08

**O&M Enterprises, Inc.**  
**MONITORING WELL SAMPLING FIELD FORM**  
**FORMER CARBORUNDUM FACILITY**  
**SANBORN, NEW YORK**

Monitoring Well I.D.: B-21 Date: 1/9/08 Time Started: 1125 Field Personnel: RC Becken  
 Weather Conditions: overcast 450 windy  
 Comments:

**Initial Readings**

Measured Well Bottom (TOR - ft) 26.88 Riser Pipe Diameter (in) 2 in.  
 Measured Water Level (TOR - ft) 11.32 Conversion Factor (gal/lineal ft) 1.25" = 0.08 2" = 0.17 3" = 0.38  
 Calculated Water Column Height (ft) 15.56 (Circle One) 4" = 0.68 6" = 1.50 8" = 2.60  
 One Well Volume (gals.) 2.65 Three Well Volumes (gals.) 5V's 13.23

Notes:

**Well Conditions**

Well Riser Type (Circle one): Stainless Steel Carbon Steel PVC  
 Casing Condition: OK Repair Required:  
 Cap Condition: OK Repair Required:  
 Paint Condition: OK Repair Required: NA  
 Lock Condition: OK Repair Required: NA  
 Inner Casing Condition: OK Repair Required:  
 Surface Seal Condition: OK Repair Required:  
 Other:

**Purge Information**

Purging Method (Circle one): Stainless Steel Bailor Peristaltic Pump Sample Port (Pumping Wells Only)  
 Teflon Bailor Polyethylene Bailor Other:

Well Volume	Gallons Purged (gal)	Temperature (deg C)	Specific Conductivity (mS/cm)	Turbidity (NTU's)	Comments
<u>2.65</u>	<u>~2.5</u>	<u>52.6</u>	<u>0.91</u>	<u>1000+</u>	
	<u>~5</u>	<u>54.1</u>	<u>0.95</u>	<u>746</u>	
	<u>~7.5</u>	<u>54.2</u>	<u>0.98</u>	<u>346</u>	
	<u>~9</u>	<u>53.9</u>	<u>0.98</u>	<u>352</u>	

Water Level After Purging (TOR ft): Calculated 95% Recovery Water Level:

Comments:

**Sampling Information**

Date: 1/9/08 Time Sampled: 1215 Field Personnel: R C Becken

Measured Water Level (TOR ft): 12.2

Sampling Method (Circle one): Stainless Steel Bailor Peristaltic Pump Sample Port (Pumping Wells Only)  
 Teflon Bailor Polyethylene Bailor Other:

Sample I.D.	Temperature (deg C)	pH (S.U.)	Specific Conductivity (mS/cm)	Turbidity (NTU's)	Comments
<u>B-21</u>	<u>57.8</u>	<u>6.92</u>	<u>1.00</u>	<u>187</u>	

QA/QC Samples Taken:

Comments:

**Signature**

Sampler (Print): Richard C. Becken Sampler (signature): Richard C. Becken Date: 1/9/08

**O&M Enterprises, Inc.**  
**MONITORING WELL SAMPLING FIELD FORM**  
**FORMER CARBORUNDUM FACILITY**  
**SANBORN, NEW YORK**

Monitoring Well I.D.: B-22 Date: 1/9/08 Time Started: 1050 Field Personnel: RC Becken

Weather Conditions: overcast windy 44°

Comments:

**Initial Readings**

Measured Well Bottom (TOR - ft) 36.15 Riser Pipe Diameter (in) 2 in.  
 Measured Water Level (TOR - ft) 26.21 Conversion Factor (gal/lineal ft) 1.25" = 0.08 2" = 0.17 3" = 0.38  
 Calculated Water Column Height (ft) 9.94 (Circle One) 4" = 0.68 6" = 1.50 8" = 2.60  
 One Well Volume (gals.) 1.69 Three Well Volumes (gals.) 5V = 8.4

Notes:

**Well Conditions**

Well Riser Type (Circle one): Stainless Steel Carbon Steel PVC  
 Casing Condition: OK Repair Required:  
 Cap Condition: OK Repair Required:  
 Paint Condition: OK Repair Required: NA  
 Lock Condition: OK Repair Required: NA  
 Inner Casing Condition: OK Repair Required:  
 Surface Seal Condition: OK Repair Required:  
 Other:

**Purge Information**

Purging Method (Circle one): Stainless Steel Bailor Peristaltic Pump Sample Port (Pumping Wells Only)  
Teflon Bailor Polyethylene Bailor Other:

Well Volume	Gallons Purged (gal)	Temperature (deg C)	Specific Conductivity (mS/cm)	Turbidity (NTU's)	Comments
<u>1.69</u>	<u>~1.75</u>	<u>50.8</u>	<u>1.28</u>	<u>109.4</u>	
	<u>~3.5</u>	<u>51.8</u>	<u>1.20</u>	<u>63.1</u>	
	<u>~5</u>	<u>52.6</u>	<u>1.16</u>	<u>68.1</u>	
	<u>~6.75</u>	<u>52.7</u>	<u>1.16</u>	<u>86.3</u>	

Water Level After Purging (TOR ft):

Calculated 95% Recovery Water Level:

Comments:

**Sampling Information**

Date: 1/9/08 Time Sampled: 1120 Field Personnel: RC Becken

Measured Water Level (TOR ft): 28.63

Sampling Method (Circle one): Stainless Steel Bailor Peristaltic Pump Sample Port (Pumping Wells Only)  
Teflon Bailor Polyethylene Bailor Other:

Sample I.D.	Temperature (deg C)	pH (S.U.)	Specific Conductivity (mS/cm)	Turbidity (NTU's)	Comments
<u>B-22</u>	<u>52.7</u>	<u>7.01</u>	<u>1.14</u>	<u>62.9</u>	

QA/QC Samples Taken:

Comments:

**Signature**

Sampler (Print): Richard C. Becken

Sampler (signature): Richard C. Becken

Date: 1/9/08

**O&M Enterprises, Inc.**  
**MONITORING WELL SAMPLING FIELD FORM**  
**FORMER CARBORUNDUM FACILITY**  
**SANBORN, NEW YORK**

Monitoring Well I.D.: B-23 Date: 1/8/08 Time Started: 0855 Field Personnel: RC Becken

Weather Conditions: warm 54°

Comments:

**Initial Readings**

Measured Well Bottom (TOR - ft) 32.0 Riser Pipe Diameter (in) 2 in.  
 Measured Water Level (TOR - ft) 23.83 Conversion Factor (gal/lineal ft) 1.25" = 0.08 2" = 0.17 3" = 0.38  
 Calculated Water Column Height (ft) 8.17 (Circle One) 4" = 0.66 6" = 1.50 8" = 2.60  
 One Well Volume (gals.) 1.4 Three Well Volumes (gals.) 51/ = 7 gal

Notes:

**Well Conditions**

Well Riser Type (Circle one): Stainless Steel Carbon Steel PVC  
 Casing Condition: OK Repair Required:  
 Cap Condition: OK Repair Required:  
 Paint Condition: OK Repair Required:  
 Lock Condition: OK Repair Required:  
 Inner Casing Condition: OK Repair Required:  
 Surface Seal Condition: OK Repair Required:  
 Other:

**Purge Information**

Purging Method (Circle one): Stainless Steel Bailor Peristaltic Pump Sample Port (Pumping Wells Only)  
 Teflon Bailor Polyethylene Bailor Other: Purge Pump

Well Volume	Gallons Purged (gal)	Temperature (deg C)	Specific Conductivity (mS/cm)	Turbidity (NTU's)	Comments
<u>1.4</u>	<u>~1.5</u>	<u>57.5</u>	<u>1.16</u>	<u>clear</u>	
	<u>~3.0</u>	<u>53.9</u>	<u>1.05</u>	<u>clear</u>	
	<u>~4.5</u>	<u>53.6</u>	<u>1.04</u>	<u>clear</u>	
	<u>~6</u>				

Water Level After Purging (TOR ft):

Calculated 95% Recovery Water Level:

Comments:

**Sampling Information**

Date: 1/8/08 Time Sampled: 0925 Field Personnel: RC Becken

Measured Water Level (TOR ft): 23.88

Sampling Method (Circle one): Stainless Steel Bailor Peristaltic Pump Sample Port (Pumping Wells Only)  
 Teflon Bailor Polyethylene Bailor Other:

Sample I.D.	Temperature (deg C)	pH (S.U.)	Specific Conductivity (mS/cm)	Turbidity (NTU's)	Comments
<u>B-23</u>	<u>53.5</u>	<u>6.94</u>	<u>1.04</u>	<u>130</u>	

QA/QC Samples Taken:

Comments:

**Signature**

Sampler (Print): Richard C. Becken

Sampler (signature): Richard C. Becken

Date: 1/8/08

**O&M Enterprises, Inc.**  
**MONITORING WELL SAMPLING FIELD FORM**  
**FORMER CARBORUNDUM FACILITY**  
**SANBORN, NEW YORK**

Monitoring Well I.D.: B-24 Date: 1/8/08 Time Started: 1045 Field Personnel: RC Becken

Weather Conditions: clear warm 55°

Comments:

**Initial Readings**

Measured Well Bottom (TOR - ft)	<u>28.55</u>	Riser Pipe Diameter (in)	<u>2 in.</u>
Measured Water Level (TOR - ft)	<u>17.66</u>	Conversion Factor (gal/lineal ft)	1.25" = 0.08 <u>2" = 0.47</u> 3" = 0.38
Calculated Water Column Height (ft)	<u>10.89</u>	(Circle One)	4" = 0.68    6" = 1.50    8" = 2.60
One Well Volume (gals.)	<u>1.85</u>	Three Well Volumes (gals.)	<u>5V = 9.26</u>

Notes:

**Well Conditions**

Well Riser Type (Circle one):    Stainless Steel    Carbon Steel    PVC

Casing Condition:	<u>OK</u>	Repair Required:
Cap Condition:	<u>OK</u>	Repair Required:
Paint Condition:	<u>OK</u>	Repair Required:
Lock Condition:	<u>OK</u>	Repair Required:
Inner Casing Condition:	<u>OK</u>	Repair Required:
Surface Seal Condition:	<u>OK</u>	Repair Required:

Other:

**Purge Information**

Purging Method (Circle one):    Stainless Steel Bailor    Peristaltic Pump    Sample Port (Pumping Wells Only)

Teflon Bailor    Polyethylene Bailor    Other: purge pump

Well Volume	Gallons Purged (gal)	Temperature (deg C)	Specific Conductivity (mS/cm)	Turbidity (NTU's)	Comments
<u>1.85</u>	<u>~2</u>	<u>55.2</u>	<u>1.24</u>	<u>clear</u>	
	<u>~4</u>	<u>54.0</u>	<u>1.10</u>	<u>clear</u>	
	<u>~6</u>	<u>53.7</u>	<u>1.08</u>	<u>clear</u>	
	<u>~8</u>	<u>53.5</u>	<u>1.08</u>	<u>clear</u>	

Water Level After Purging (TOR ft):

Calculated 95% Recovery Water Level:

Comments:

**Sampling Information**

Date: 1/8/08 Time Sampled: 1120 Field Personnel: R C Becken

Measured Water Level (TOR ft): 18.1

Sampling Method (Circle one):    Stainless Steel Bailor    Peristaltic Pump    Sample Port (Pumping Wells Only)

Teflon Bailor    Polyethylene Bailor    Other:

Sample I.D.	Temperature (deg C)	pH (S.U.)	Specific Conductivity (mS/cm)	Turbidity (NTU's)	Comments
<u>B-24</u>	<u>53.2</u>	<u>6.89</u>	<u>1.05</u>	<u>13.1</u>	

QA/QC Samples Taken:

Comments:

**Signature**

Sampler (Print): Richard C. Becken

Sampler (signature): Richard C. Becken

Date: 1/8/08

**O&M Enterprises, Inc.**  
**MONITORING WELL SAMPLING FIELD FORM**  
**FORMER CARBORUNDUM FACILITY**  
**SANBORN, NEW YORK**

Monitoring Well I.D.: B-28 Date: 1/9/08 Time Started: 10:0 Field Personnel: RC Becken  
 Weather Conditions: windy light rain 47°  
 Comments:

**Initial Readings**

Measured Well Bottom (TOR - ft) 34.85 Riser Pipe Diameter (in) 2 in.  
 Measured Water Level (TOR - ft) 27.2 Conversion Factor (gal/lineal ft) 1.25" = 0.08 2" = 0.17 3" = 0.38  
 Calculated Water Column Height (ft) 7.65 (Circle One) 4" = 0.88 6" = 1.50 8" = 2.60  
 One Well Volume (gals.) 1.3 Three Well Volumes (gals.) SV = 6.5

Notes:

**Well Conditions**

Well Riser Type (Circle one): Stainless Steel Carbon Steel PVC  
 Casing Condition: OK Repair Required:  
 Cap Condition: OK Repair Required:  
 Paint Condition: OK Repair Required:  
 Lock Condition: OK Repair Required:  
 Inner Casing Condition: OK Repair Required:  
 Surface Seal Condition: OK Repair Required:  
 Other:

**Purge Information**

Purging Method (Circle one): Stainless Steel Bailor Peristaltic Pump Sample Port (Pumping Wells Only)  
Teflon Bailor Polyethylene Bailor Other:

Well Volume	Gallons Purged (gal)	Temperature (deg C)	Specific Conductivity (mS/cm)	Turbidity (NTU's)	Comments
<u>1.3</u>	<u>~1.3</u>	<u>50.3</u>	<u>1.04</u>	<u>1000+</u>	
	<u>~2.6</u>	<u>51.6</u>	<u>1.05</u>	<u>734</u>	
	<u>~3.9</u>	<u>50.5</u>	<u>1.05</u>	<u>532</u>	
	<u>~5.2</u>	<u>50.7</u>	<u>1.05</u>	<u>287</u>	

Water Level After Purging (TOR ft): Calculated 95% Recovery Water Level:

Comments:

**Sampling Information**

Date: 1/9/08 Time Sampled: 1040 Field Personnel: R C Becken

Measured Water Level (TOR ft): 27.85

Sampling Method (Circle one): Stainless Steel Bailor Peristaltic Pump Sample Port (Pumping Wells Only)  
Teflon Bailor Polyethylene Bailor Other:

Sample I.D.	Temperature (deg C)	pH (S.U.)	Specific Conductivity (mS/cm)	Turbidity (NTU's)	Comments
<u>B-28</u>	<u>51.5</u>	<u>6.94</u>	<u>1.04</u>	<u>200</u>	

QA/QC Samples Taken:

Comments:

**Signature**

Sampler (Print): Richard C. Becken Sampler (signature): [Signature] Date: 1/9/08

**O&W Enterprises, Inc.**  
**MONITORING WELL SAMPLING FIELD FORM**  
**FORMER CARBORUNDUM FACILITY**  
**SANBORN, NEW YORK**

Monitoring Well I.D.: B-38 Date: 1/9/08 Time Started: 0910 Field Personnel: RC Becken  
 Weather Conditions: light rain windy 47°  
 Comments:

**Initial Readings**

Measured Well Bottom (TOR - ft) 41.54 Riser Pipe Diameter (in) 2 in.  
 Measured Water Level (TOR - ft) 29.83 Conversion Factor (gal/lineal ft) 1.25" = 0.08 2" = 0.17 3" = 0.38  
 Calculated Water Column Height (ft) 12.71 (Circle One) 4" = 0.68 6" = 1.50 8" = 2.60  
 One Well Volume (gals.) 2.16 Three Well Volumes (gals.) 5V = 10.8

Notes:

**Well Conditions**

Well Riser Type (Circle one): Stainless Steel Carbon Steel PVC  
 Casing Condition: OK Repair Required:  
 Cap Condition: OK Repair Required:  
 Paint Condition: OK Repair Required:  
 Lock Condition: OK Repair Required:  
 Inner Casing Condition: OK Repair Required:  
 Surface Seal Condition: OK Repair Required:  
 Other:

**Purge Information**

Purging Method (Circle one): Stainless Steel Bailor Peristaltic Pump Sample Port (Pumping Wells Only)  
 Teflon Bailor Polyethylene Bailor Other:

Well Volume	Gallons Purged (gal)	Temperature (deg C)	Specific Conductivity (mS/cm)	Turbidity (NTU's)	Comments
<u>2.16</u>	<u>2</u>	<u>54.2</u>	<u>1.26</u>	<u>36.5</u>	
	<u>4</u>	<u>50.3</u>	<u>1.17</u>	<u>42</u>	
	<u>6</u>	<u>50.5</u>	<u>1.16</u>	<u>35.1</u>	
	<u>8</u>	<u>50.8</u>	<u>1.18</u>	<u>14.5</u>	

Water Level After Purging (TOR ft): Calculated 95% Recovery Water Level:

Comments:

**Sampling Information**

Date: 1/9/08 Time Sampled: 0756 Field Personnel: R C Becken

Measured Water Level (TOR ft): 30.7

Sampling Method (Circle one): Stainless Steel Bailor Peristaltic Pump Sample Port (Pumping Wells Only)  
 Teflon Bailor Polyethylene Bailor Other:

Sample I.D.	Temperature (deg C)	pH (S.U.)	Specific Conductivity (mS/cm)	Turbidity (NTU's)	Comments
<u>B-38</u>	<u>50.3</u>	<u>6.93</u>	<u>1.23</u>	<u>43.7</u>	

QA/QC Samples Taken:

Comments:

**Signature**

Sampler (Print): Richard C. Becken Sampler (signature): Rich C Becken Date: 1/9/08



**O&M Enterprises, Inc.**  
**MONITORING WELL SAMPLING FIELD FORM**  
**FORMER CARBORUNDUM FACILITY**  
**SANBORN, NEW YORK**

Monitoring Well I.D.: B-39 Date: 1/14/08 Time Started: 1245 Field Personnel: RC Becken  
 Weather Conditions: overcast cool  
 Comments:

**Initial Readings**

Measured Well Bottom (TOR - ft) 44.3 Riser Pipe Diameter (in) 2 in.  
 Measured Water Level (TOR - ft) 13.1 Conversion Factor (gal/lineal ft) 1.25" = 0.08 2" = 0.17 3" = 0.38  
 Calculated Water Column Height (ft) 31.19 (Circle One) 4" = 0.66 6" = 1.50 8" = 2.60  
 One Well Volume (gals.) 5.3 Three Well Volumes (gals.) SVs 26.5

Notes:

**Well Conditions**

Well Riser Type (Circle one): Stainless Steel Carbon Steel PVC  
 Casing Condition: OK Repair Required:  
 Cap Condition: OK Repair Required:  
 Paint Condition: OK Repair Required:  
 Lock Condition: OK Repair Required:  
 Inner Casing Condition: OK Repair Required:  
 Surface Seal Condition: OK Repair Required:  
 Other:

**Purge Information**

Purging Method (Circle one): Stainless Steel Bailor Peristaltic Pump Sample Port (Pumping Wells Only)  
Teflon Bailor Polyethylene Bailor Other: purge pump

Well Volume	Gallons Purged (gal)	Temperature (deg C)	Specific Conductivity (mS/cm)	Turbidity (NTU's)	Comments
<u>5.3</u>	<u>~5.5</u>	<u>49.4</u>	<u>0.86</u>	<u>2.70</u>	
	<u>~11</u>	<u>51.3</u>	<u>0.86</u>	<u>1.00</u>	
	<u>~16.5</u>	<u>51.2</u>	<u>0.86</u>	<u>1.00</u>	
	<u>~22</u>	<u>51.7</u>	<u>0.86</u>	<u>1.00</u>	

Water Level After Purging (TOR ft): Calculated 95% Recovery Water Level:  
 Comments:

**Sampling Information**

Date: 1/14/08 Time Sampled: 1325 Field Personnel: RC Becken  
 Measured Water Level (TOR ft): 13.15  
 Sampling Method (Circle one): Stainless Steel Bailor Peristaltic Pump Sample Port (Pumping Wells Only)  
Teflon Bailor Polyethylene Bailor Other:

Sample I.D.	Temperature (deg C)	pH (S.U.)	Specific Conductivity (mS/cm)	Turbidity (NTU's)	Comments
<u>B-39</u>	<u>51.1</u>	<u>7.0</u>	<u>0.83</u>	<u>18.0</u>	

QA/QC Samples Taken:  
 Comments:

**Signature**

Sampler (Print): Richard C. Becken Sampler (signature): Richard C. Becken Date: 1/14/08

**O&M Enterprises, Inc.**  
**MONITORING WELL SAMPLING FIELD FORM**  
**FORMER CARBORUNDUM FACILITY**  
**SANBORN, NEW YORK**

Monitoring Well I.D.: B-40 Date: 1/9/08 Time Started: 1410 Field Personnel: RC Becken

Weather Conditions: overcast windy 48°

Comments:

**Initial Readings**

Measured Well Bottom (TOR - ft)	<u>58.21</u>	Riser Pipe Diameter (in)	<u>2 in.</u>		
Measured Water Level (TOR - ft)	<u>15.61</u>	Conversion Factor (gal/lineal ft)	1.25" = 0.08	<u>2" = 0.17</u>	3" = 0.38
Calculated Water Column Height (ft)	<u>42.6</u>	(Circle One)	4" = 0.66	6" = 1.50	8" = 2.60
One Well Volume (gals.)	<u>7.24</u>	Three Well Volumes (gals.)	<u>SV = 36.2</u>		

Notes:

**Well Conditions**

Well Riser Type (Circle one): Stainless Steel Carbon Steel PVC

Casing Condition:	<u>OK</u>	Repair Required:
Cap Condition:	<u>OK</u>	Repair Required:
Paint Condition:	<u>OK</u>	Repair Required:
Lock Condition:	<u>OK</u>	Repair Required:
Inner Casing Condition:	<u>OK</u>	Repair Required:
Surface Seal Condition:	<u>OK</u>	Repair Required:

Other:

**Purge Information**

Purging Method (Circle one): Stainless Steel Bailor Peristaltic Pump Sample Port (Pumping Wells Only)  
Teflon Bailor Polyethylene Bailor Other: purge pump

Well Volume	Gallons Purged (gal)	Temperature (deg C)	Specific Conductivity (mS/cm)	Turbidity (NTU's)	Comments
<u>7.24</u>	<u>~7.5</u>	<u>51.2</u>	<u>1.41</u>	<u>3.57</u>	
	<u>~15</u>	<u>51.3</u>	<u>1.34</u>	<u>1.12</u>	
	<u>~22.5</u>	<u>50.8</u>	<u>1.32</u>	<u>1.23</u>	
	<u>~30</u>	<u>50.7</u>	<u>1.31</u>	<u>2.03</u>	

Water Level After Purging (TOR ft):

Calculated 95% Recovery Water Level:

Comments:

**Sampling Information**

Date: 1/9/08 Time Sampled: 1500 Field Personnel: R C Becken

Measured Water Level (TOR ft): 34.16

Sampling Method (Circle one): Stainless Steel Bailor Peristaltic Pump Sample Port (Pumping Wells Only)  
Teflon Bailor Polyethylene Bailor Other:

Sample I.D.	Temperature (deg C)	pH (S.U.)	Specific Conductivity (mS/cm)	Turbidity (NTU's)	Comments
<u>B-40</u>	<u>51.5</u>	<u>7.02</u>	<u>1.34</u>	<u>12.2</u>	

QA/QC Samples Taken:

Comments:

**Signature**

Sampler (Print): Richard C. Becken Sampler (signature): [Signature] Date: 1/9/08

**O&M Enterprises, Inc.**  
**MONITORING WELL SAMPLING FIELD FORM**  
**FORMER CARBORUNDUM FACILITY**  
**SANBORN, NEW YORK**

Monitoring Well I.D.: B-41 Date: 11/9/08 Time Started: 1300 Field Personnel: RC Becken  
 Weather Conditions: overcast windy 40°  
 Comments:

**Initial Readings**

Measured Well Bottom (TOR - ft) 72.85 Riser Pipe Diameter (in) 2 in.  
 Measured Water Level (TOR - ft) 18.66 Conversion Factor (gal/lineal ft) 1.25" = 0.08 2" = 0.17 3" = 0.38  
 Calculated Water Column Height (ft) 54.19 (Circle One) 4" = 0.68 6" = 1.50 8" = 2.60  
 One Well Volume (gals.) 9.2 Three Well Volumes (gals.) 51.46 gal

Notes:

**Well Conditions**

Well Riser Type (Circle one): Stainless Steel Carbon Steel PVC  
 Casing Condition: OK Repair Required:  
 Cap Condition: OK Repair Required:  
 Paint Condition: OK Repair Required:  
 Lock Condition: OK Repair Required:  
 Inner Casing Condition: OK Repair Required:  
 Surface Seal Condition: OK Repair Required:  
 Other:

**Purge Information**

Purging Method (Circle one): Stainless Steel Bailor Peristaltic Pump Sample Port (Pumping Wells Only)  
 Teflon Bailor Polyethylene Bailor Other: purge pump

Well Volume	Gallons Purged (gal)	Temperature (deg C)	Specific Conductivity (mS/cm)	Turbidity (NTU's)	Comments
<u>9.2</u>	<u>~9</u>	<u>53</u>	<u>1.51</u>	<u>42.6</u>	
	<u>~18</u>	<u>51.2</u>	<u>1.91</u>	<u>2.52</u>	
	<u>~27</u>	<u>51.5</u>	<u>1.97</u>	<u>0.78</u>	
	<u>~36</u>	<u>51.7</u>	<u>2.05</u>	<u>0.27</u>	

Water Level After Purging (TOR ft): Calculated 85% Recovery Water Level:

Comments:

**Sampling Information**

Date: 11/9/08 Time Sampled: 1400 Field Personnel: RC Becken

Measured Water Level (TOR ft): 20.61

Sampling Method (Circle one): Stainless Steel Bailor Peristaltic Pump Sample Port (Pumping Wells Only)  
 Teflon Bailor Polyethylene Bailor Other:

Sample I.D.	Temperature (deg C)	pH (S.U.)	Specific Conductivity (mS/cm)	Turbidity (NTU's)	Comments
<u>B-41</u>	<u>52.3</u>	<u>7.30</u>	<u>1.31</u>	<u>2.24</u>	

QA/QC Samples Taken:

Comments:

**Signature**

Sampler (Print): Richard C. Becken Sampler (signature): Richard C. Becken Date: 11/9/08

**O&M Enterprises, Inc.**  
**MONITORING WELL SAMPLING FIELD FORM**  
**FORMER CARBORUNDUM FACILITY**  
**SANBORN, NEW YORK**

Monitoring Well I.D.: B-42 Date: 1/14/08 Time Started: 1105 Field Personnel: RC Becken

Weather Conditions: cloud overcast 32°

Comments:

**Initial Readings**

Measured Well Bottom (TOR - ft) 45.69 Riser Pipe Diameter (in) 2 in.  
 Measured Water Level (TOR - ft) 11.02 Conversion Factor (gal/lineal ft) 1.25" = 0.08 2" = 0.17 3" = 0.38  
 Calculated Water Column Height (ft) 34.67 (Circle One) 4" = 0.86 6" = 1.50 8" = 2.60  
 One Well Volume (gals.) 5.89 Three Well Volumes (gals.) SV = 29.5

Notes:

**Well Conditions**

Well Riser Type (Circle one): Stainless Steel Carbon Steel PVC  
 Casing Condition: OK Repair Required:  
 Cap Condition: OK Repair Required:  
 Paint Condition: OK Repair Required:  
 Lock Condition: OK Repair Required:  
 Inner Casing Condition: OK Repair Required:  
 Surface Seal Condition: OK Repair Required:

Other:

**Purge Information**

Purging Method (Circle one): Stainless Steel Bailor Peristaltic Pump Sample Port (Pumping Wells Only)  
Teflon Bailor Polyethylene Bailor Other: purge pump

Well Volume	Gallons Purged (gal)	Temperature (deg C)	Specific Conductivity (mS/cm)	Turbidity (NTU's)	Comments
<u>5.89</u>	<u>~6</u>	<u>53.1</u>	<u>0.97</u>	<u>6.81</u>	
	<u>~12</u>	<u>53.8</u>	<u>0.96</u>	<u>1.85</u>	
	<u>~18</u>	<u>53.5</u>	<u>0.96</u>	<u>2.21</u>	
	<u>~25</u>	<u>53.7</u>	<u>0.95</u>	<u>1.39</u>	

Water Level After Purging (TOR ft):

Calculated 85% Recovery Water Level:

Comments:

**Sampling Information**

Date: 1/14/08 Time Sampled: 1140 Field Personnel: R C Becken

Measured Water Level (TOR ft): 11.06

Sampling Method (Circle one): Stainless Steel Bailor Peristaltic Pump Sample Port (Pumping Wells Only)  
Teflon Bailor Polyethylene Bailor Other:

Sample I.D.	Temperature (deg C)	pH (S.U.)	Specific Conductivity (mS/cm)	Turbidity (NTU's)	Comments
<u>B-42</u>	<u>52.2</u>	<u>7.00</u>	<u>0.97</u>	<u>8.63</u>	

QA/QC Samples Taken: MS + MSD

Comments:

**Signature**

Sampler (Print): Richard C. Becken Sampler (signature): Richard C. Becken Date: 1/14/08

**O&M Enterprises, Inc.**  
**MONITORING WELL SAMPLING FIELD FORM**  
**FORMER CARBORUNDUM FACILITY**  
**SANBORN, NEW YORK**

Monitoring Well I.D.: B-43 Date: 1/14/08 Time Started: 1010 Field Personnel: RC Becken

Weather Conditions: snow 32°

Comments:

**Initial Readings**

Measured Well Bottom (TOR - ft) 59.13 Riser Pipe Diameter (in) 2 in.  
 Measured Water Level (TOR - ft) 13.68 Conversion Factor (gal/lineal ft) 1.25" = 0.08 2" = 0.17 3" = 0.38  
 Calculated Water Column Height (ft) 45.45 (Circle One) 4" = 0.88 6" = 1.50 8" = 2.60  
 One Well Volume (gals.) 7.73 Three Well Volumes (gals.) SV = 38.6

Notes:

**Well Conditions**

Well Riser Type (Circle one): Stainless Steel Carbon Steel PVC  
 Casing Condition: OK Repair Required:  
 Cap Condition: OK Repair Required:  
 Paint Condition: OK Repair Required:  
 Lock Condition: OK Repair Required:  
 Inner Casing Condition: OK Repair Required:  
 Surface Seal Condition: OK Repair Required:  
 Other:

**Purge Information**

Purging Method (Circle one): Stainless Steel Bailor Peristaltic Pump Sample Port (Pumping Wells Only)  
Teflon Bailor Polyethylene Bailor Other: purge pump

Well Volume	Gallons Purged (gal)	Temperature (deg C)	Specific Conductivity (mS/cm)	Turbidity (NTU's)	Comments
<u>7.73</u>	<u>~8</u>	<u>51.5</u>	<u>1.65</u>	<u>4.28</u>	
	<u>~16</u>	<u>51.3</u>	<u>1.56</u>	<u>1.45</u>	
	<u>~20</u>	<u>52.1</u>	<u>1.37</u>	<u>14.6</u>	<u>well dry</u>

Water Level After Purging (TOR ft): Calculated 85% Recovery Water Level:

Comments:

**Sampling Information**

Date: 1/14/08 Time Sampled: 1205 Field Personnel: R C Becken

Measured Water Level (TOR ft): 32.25

Sampling Method (Circle one): Stainless Steel Bailor Peristaltic Pump Sample Port (Pumping Wells Only)  
Teflon Bailor Polyethylene Bailor Other:

Sample I.D.	Temperature (deg C)	pH (S.U.)	Specific Conductivity (mS/cm)	Turbidity (NTU's)	Comments
<u>B-43</u>	<u>54.2</u>	<u>7.07</u>	<u>1.35</u>	<u>9.64</u>	

QA/QC Samples Taken:

Comments:

**Signature**

Sampler (Print): Richard C. Becken Sampler (signature): Richard C. Becken Date: 1/14/08

**O&M Enterprises, Inc.**  
**MONITORING WELL SAMPLING FIELD FORM**  
**FORMER CARBORUNDUM FACILITY**  
**SANBORN, NEW YORK**

Monitoring Well I.D.: B-44 Date: 1/14/08 Time Started: 0900 Field Personnel: RC Becken

Weather Conditions: light snow 33°

Comments:

**Initial Readings**

Measured Well Bottom (TOR - ft) 84.27 Riser Pipe Diameter (in) 2 in.  
 Measured Water Level (TOR - ft) 16.61 Conversion Factor (gal/lineal ft) 1.25" = 0.08 2" = 0.17 3" = 0.38  
 Calculated Water Column Height (ft) 68.16 (Circle One) 4" = 0.88 6" = 1.50 8" = 2.60  
 One Well Volume (gals.) 11.6 Three Well Volumes (gals.) 5V = 57.9

Notes:

**Well Conditions**

Well Riser Type (Circle one): Stainless Steel Carbon Steel PVC  
 Casing Condition: OK Repair Required:  
 Cap Condition: OK Repair Required:  
 Paint Condition: OK Repair Required:  
 Lock Condition: OK Repair Required:  
 Inner Casing Condition: OK Repair Required:  
 Surface Seal Condition: OK Repair Required:

Other:

**Purge Information**

Purging Method (Circle one): Stainless Steel Bailor Peristaltic Pump Sample Port (Pumping Wells Only)

Teflon Bailor Polyethylene Bailor Other: purge pump

Well Volume	Gallons Purged (gal)	Temperature (deg C)	Specific Conductivity (mS/cm)	Turbidity (NTU's)	Comments
<u>11.6</u>	<u>~12</u>	<u>51.4</u>	<u>2.47</u>	<u>26.7</u>	
	<u>~18</u>	<u>51.1</u>	<u>2.5</u>	<u>1000+</u>	<u>well dry</u>

Water Level After Purging (TOR ft): Calculated 85% Recovery Water Level:

Comments:

**Sampling Information**

Date: 1/14/08 Time Sampled: 1158 Field Personnel: RC Becken

Measured Water Level (TOR ft): 58.91

Sampling Method (Circle one): Stainless Steel Bailor Peristaltic Pump Sample Port (Pumping Wells Only)

Teflon Bailor Polyethylene Bailor Other:

Sample I.D.	Temperature (deg C)	pH (S.U.)	Specific Conductivity (mS/cm)	Turbidity (NTU's)	Comments
<u>B-44</u>	<u>53.6</u>	<u>6.87</u>	<u>2.47</u>	<u>43.3</u>	

QA/QC Samples Taken:

Comments:

**Signature**

Sampler (Print): Richard C. Becken Sampler (signature): [Signature] Date: 1/14/08

**O&M Enterprises, Inc.**  
**MONITORING WELL SAMPLING FIELD FORM**  
**FORMER CARBORUNDUM FACILITY**  
**SANBORN, NEW YORK**

Monitoring Well I.D.: B-48 Date: 1/8/08 Time Started: 1415 Field Personnel: RC Becken

Weather Conditions: overcast warm 55°

Comments:

**Initial Readings**

Measured Well Bottom (TOR - ft) 47.2 Riser Pipe Diameter (in) 2 in.  
 Measured Water Level (TOR - ft) 15.07 Conversion Factor (gal/lineal ft) 1.25" = 0.08 2" = 0.17 3" = 0.38  
 Calculated Water Column Height (ft) 32.19 (Circle One) 4" = 0.68 6" = 1.50 8" = 2.60  
 One Well Volume (gals.) 5.47 Three Well Volumes (gals.) 5V = 27.4

Notes:

**Well Conditions**

Well Riser Type (Circle one): Stainless Steel Carbon Steel PVC  
 Casing Condition: OK Repair Required:  
 Cap Condition: OK Repair Required:  
 Paint Condition: OK Repair Required:  
 Lock Condition: OK Repair Required:  
 Inner Casing Condition: OK Repair Required:  
 Surface Seal Condition: OK Repair Required:  
 Other:

**Purge Information**

Purging Method (Circle one): Stainless Steel Bailor Peristaltic Pump Sample Port (Pumping Wells Only)  
Teflon Bailor Polyethylene Bailor Other: purge pump

Well Volume	Gallons Purged (gal)	Temperature (deg C)	Specific Conductivity (mS/cm)	Turbidity (NTU's)	Comments
<u>5.47</u>	<u>~5.5</u>	<u>53.3</u>	<u>1.10</u>	<u>7.56</u>	
	<u>~11</u>	<u>53.3</u>	<u>1.05</u>	<u>2.72</u>	
	<u>~16</u>	<u>53.2</u>	<u>1.04</u>	<u>1.13</u>	
	<u>~22</u>	<u>53.4</u>	<u>1.04</u>	<u>1.45</u>	

Water Level After Purging (TOR ft): Calculated 95% Recovery Water Level:

Comments:

**Sampling Information**

Date: 1/8/08 Time Sampled: 1450 Field Personnel: R C Becken

Measured Water Level (TOR ft): 15.05

Sampling Method (Circle one): Stainless Steel Bailor Peristaltic Pump Sample Port (Pumping Wells Only)  
Teflon Bailor Polyethylene Bailor Other:

Sample I.D.	Temperature (deg C)	pH (S.U.)	Specific Conductivity (mS/cm)	Turbidity (NTU's)	Comments
<u>B-48</u>	<u>53.8</u>	<u>7.40</u>	<u>0.95</u>	<u>42.2</u>	

QA/QC Samples Taken:

Comments:

**Signature**

Sampler (Print): Richard C. Becken Sampler (signature): Rich C Becken Date: 1/8/08

**O&M Enterprises, Inc.**  
**MONITORING WELL SAMPLING FIELD FORM**  
**FORMER CARBORUNDUM FACILITY**  
**SANBORN, NEW YORK**

Monitoring Well I.D.: B-49 Date: 1/8/08 Time Started: 1300 Field Personnel: RC Becken

Weather Conditions: warm 55°

Comments: warm 55° overcast

**Initial Readings**

Measured Well Bottom (TOR - ft) 82.8 Riser Pipe Diameter (in) 2 in.  
 Measured Water Level (TOR - ft) 28.2 Conversion Factor (gal/lineal ft) 1.25" = 0.08 2" = 0.17 3" = 0.38  
 Calculated Water Column Height (ft) 54.6 (Circle One) 4" = 0.68 6" = 1.50 8" = 2.60  
 One Well Volume (gals.) 9.28 Three Well Volumes (gals.) 5V = 46.4

Notes:

**Well Conditions**

Well Riser Type (Circle one): Stainless Steel Carbon Steel PVC  
 Casing Condition: OK Repair Required:  
 Cap Condition: OK Repair Required:  
 Paint Condition: OK Repair Required:  
 Lock Condition: OK Repair Required:  
 Inner Casing Condition: OK Repair Required:  
 Surface Seal Condition: OK Repair Required:  
 Other:

**Purge Information**

Purging Method (Circle one): Stainless Steel Bailer Peristaltic Pump Sample Port (Pumping Wells Only)  
Teflon Bailer Polyethylene Bailer Other: purge pump

Well Volume	Gallons Purged (gal)	Temperature (deg C)	Specific Conductivity (mS/cm)	Turbidity (NTU's)	Comments
<u>9.28</u>	<u>~18</u>	<u>55.2</u>	<u>2.64</u>	<u>3.40</u>	
	<u>~20</u>	<u>53.3</u>	<u>2.87</u>	<u>9.04</u>	
	<u>~30</u>	<u>53.2</u>	<u>2.88</u>	<u>2.65</u>	
	<u>~40</u>	<u>53.4</u>	<u>2.88</u>	<u>1.03</u>	

Water Level After Purging (TOR ft):

Calculated 95% Recovery Water Level:

Comments:

**Sampling Information**

Date: 1/8/08 Time Sampled: 1410 Field Personnel: R C Becken

Measured Water Level (TOR ft): 36.03

Sampling Method (Circle one): Stainless Steel Bailer Peristaltic Pump Sample Port (Pumping Wells Only)  
Teflon Bailer Polyethylene Bailer Other:

Sample I.D.	Temperature (deg C)	pH (S.U.)	Specific Conductivity (mS/cm)	Turbidity (NTU's)	Comments
<u>B-49</u>	<u>53.6</u>	<u>6.88</u>	<u>2.74</u>	<u>32.8</u>	

QA/QC Samples Taken:

Comments:

**Signature**

Sampler (Print):

Richard C. Becken

Sampler (signature):

Richard C. Becken

Date: 1/8/08



**O&M Enterprises, Inc.**  
**MONITORING WELL SAMPLING FIELD FORM**  
**FORMER CARBORUNDUM FACILITY**  
**SANBORN, NEW YORK**

Monitoring Well I.D.: B-56 Date: 1/8/08 Time Started: 1000 Field Personnel: RC Becken  
 Weather Conditions: warm 55°  
 Comments:

**Initial Readings**

Measured Well Bottom (TOR - ft) 39.91 Riser Pipe Diameter (in) 2 in.  
 Measured Water Level (TOR - ft) 24.29 Conversion Factor (gal/lineal ft) 1.25" = 0.08 2" = 0.47 3" = 0.38  
 Calculated Water Column Height (ft) 15.62 (Circle One) 4" = 0.68 6" = 1.50 8" = 2.60  
 One Well Volume (gals.) 2.66 Three Well Volumes (gals.) SV = 13.28

Notes:

**Well Conditions**

Well Riser Type (Circle one): Stainless Steel Carbon Steel PVC  
 Casing Condition: OK Repair Required:  
 Cap Condition: OK Repair Required:  
 Paint Condition: OK Repair Required:  
 Lock Condition: OK Repair Required:  
 Inner Casing Condition: OK Repair Required:  
 Surface Seal Condition: OK Repair Required:

Other:

**Purge Information**

Purging Method (Circle one): Stainless Steel Bailor Peristaltic Pump Sample Port (Pumping Wells Only)  
 Teflon Bailor Polyethylene Bailor Other: purge pump

Well Volume	Gallons Purged (gal)	Temperature (deg C)	Specific Conductivity (mS/cm)	Turbidity (NTU's)	Comments
<u>2.66</u>	<u>~3</u>	<u>53.6</u>	<u>1.56</u>	<u>cloudy</u>	
	<u>~6</u>	<u>53</u>	<u>1.20</u>	<u>"</u>	
	<u>~9</u>	<u>52.8</u>	<u>1.11</u>	<u>"</u>	
	<u>~12</u>	<u>52.5</u>	<u>1.08</u>	<u>"</u>	

Water Level After Purging (TOR ft):

Calculated 95% Recovery Water Level:

Comments:

**Sampling Information**

Date: 1/8/08 Time Sampled: 1030 Field Personnel: RC Becken

Measured Water Level (TOR ft): 25.94

Sampling Method (Circle one): Stainless Steel Bailor Peristaltic Pump Sample Port (Pumping Wells Only)  
 Teflon Bailor Polyethylene Bailor Other:

Sample I.D.	Temperature (deg C)	pH (S.U.)	Specific Conductivity (mS/cm)	Turbidity (NTU's)	Comments
<u>B-56</u>	<u>53.2</u>	<u>7.15</u>	<u>1.67</u>	<u>15.8</u>	

QA/QC Samples Taken: Field Dup #2

Comments:

**Signature**

Sampler (Print): Richard C. Becken

Sampler (signature): [Signature]

Date: 1/8/08

**O&M Enterprises, Inc.**  
**MONITORING WELL SAMPLING FIELD FORM**  
**FORMER CARBORUNDUM FACILITY**  
**SANBORN, NEW YORK**

Monitoring Well I.D.: B-57 Date: 1/8/08 Time Started: 0940 Field Personnel: RC Becken

Weather Conditions: warm 54°

Comments:

**Initial Readings**

Measured Well Bottom (TOR - ft) 50.85 Riser Pipe Diameter (in) 2 in.  
 Measured Water Level (TOR - ft) 27.09 Conversion Factor (gal/lineal ft) 1.25" = 0.08 2" = 0.17 3" = 0.38  
 Calculated Water Column Height (ft) 23.76 (Circle One) 4" = 0.68 6" = 1.50 8" = 2.60  
 One Well Volume (gals.) 4.04 Three Well Volumes (gals.) SV = 20.2

Notes:

**Well Conditions**

Well Riser Type (Circle one): Stainless Steel Carbon Steel PVC  
 Casing Condition: OK Repair Required:  
 Cap Condition: OK Repair Required:  
 Paint Condition: OK Repair Required:  
 Lock Condition: OK Repair Required:  
 Inner Casing Condition: OK Repair Required:  
 Surface Seal Condition: OK Repair Required:  
 Other:

**Purge Information**

Purging Method (Circle one): Stainless Steel Baller Peristaltic Pump Sample Port (Pumping Wells Only)  
 Teflon Baller Polyethylene Baller Other: Purge Pump

Well Volume	Gallons Purged (gal)	Temperature (deg C)	Specific Conductivity (mS/cm)	Turbidity (NTU's)	Comments
<u>4.04</u>	<u>~4</u>	<u>53.4</u>	<u>2.13</u>	<u>clear</u>	
	<u>~7</u>	<u>52.5</u>	<u>2.26</u>	<u>clear</u>	<u>well dry</u>

Water Level After Purging (TOR ft): Calculated 95% Recovery Water Level:

Comments:

**Sampling Information**

Date: 1/8/08 Time Sampled: 1740 Field Personnel: RC Becken

Measured Water Level (TOR ft): 40.11

Sampling Method (Circle one): Stainless Steel Baller Peristaltic Pump Sample Port (Pumping Wells Only)  
 Teflon Baller Polyethylene Baller Other:

Sample I.D.	Temperature (deg C)	pH (S.U.)	Specific Conductivity (mS/cm)	Turbidity (NTU's)	Comments
<u>B-57</u>	<u>52.5</u>	<u>6.92</u>	<u>2.14</u>	<u>6.24</u>	

QA/QC Samples Taken:

Comments:

**Signature**

Sampler (Print): Richard C. Becken Sampler (signature): RC Becken Date: 1/8/08

**O&M Enterprises, Inc.**  
**MONITORING WELL SAMPLING FIELD FORM**  
**FORMER CARBORUNDUM FACILITY**  
**SANBORN, NEW YORK**

Monitoring Well I.D.: P-2 Date: 1/7/08 Time Started: 0930 Field Personnel: RC Becken

Weather Conditions: overcast warm 53°

Comments:

**Initial Readings**

Measured Well Bottom (TOR - ft) \_\_\_\_\_ Riser Pipe Diameter (in) 1.64 in.  
 Measured Water Level (TOR - ft) 19.61 Conversion Factor (gal/lineal ft) 1.25" = 0.08 2" = 0.17 3" = 0.38  
 Calculated Water Column Height (ft) \_\_\_\_\_ (Circle One) 4" = 0.68 6" = 1.50 8" = 2.60  
 One Well Volume (gals.) \_\_\_\_\_ Three Well Volumes (gals.) \_\_\_\_\_

Notes:

**Well Conditions**

Well Riser Type (Circle one): Stainless Steel Carbon Steel PVC  
 Casing Condition: OK Repair Required: \_\_\_\_\_  
 Cap Condition: OK Repair Required: NA  
 Paint Condition: OK Repair Required: NA  
 Lock Condition: OK Repair Required: \_\_\_\_\_  
 Inner Casing Condition: OK Repair Required: \_\_\_\_\_  
 Surface Seal Condition: OK Repair Required: \_\_\_\_\_  
 Other: \_\_\_\_\_

**Purge Information**

Purging Method (Circle one): Stainless Steel Bailor Peristaltic Pump Sample Port (Pumping Wells Only)  
 Teflon Bailor Polyethylene Bailor Other: \_\_\_\_\_

Well Volume	Gallons Purged (gal)	Temperature (deg C)	Specific Conductivity (mS/cm)	Turbidity (NTU's)	Comments

Water Level After Purging (TOR ft): \_\_\_\_\_ Calculated 95% Recovery Water Level: \_\_\_\_\_

Comments:

**Sampling Information**

Date: 1/7/08 Time Sampled: 0930 Field Personnel: RC Becken

Measured Water Level (TOR ft): 19.61

Sampling Method (Circle one): Stainless Steel Bailor Peristaltic Pump Sample Port (Pumping Wells Only)  
 Teflon Bailor Polyethylene Bailor Other: \_\_\_\_\_

Sample I.D.	Temperature (deg C)	pH (S.U.)	Specific Conductivity (mS/cm)	Turbidity (NTU's)	Comments
<u>P-2</u>	<u>57.7</u>	<u>7.14</u>	<u>1.24</u>	<u>4.32</u>	

QA/QC Samples Taken: \_\_\_\_\_

Comments:

**Signature**

Sampler (Print): Richard C. Becken

Sampler (signature): [Signature]

Date: 1/7/08

**O&M Enterprises, Inc.**  
**MONITORING WELL SAMPLING FIELD FORM**  
**FORMER CARBORUNDUM FACILITY**  
**SANBORN, NEW YORK**

Monitoring Well I.D.: P-3 Date: 11/7/08 Time Started: 10<sup>00</sup> Field Personnel: RC Becken

Weather Conditions: overcast warm 53°

Comments:

**Initial Readings**

Measured Well Bottom (TOR - ft)	Riser Pipe Diameter (in) <u>8 in.</u>
Measured Water Level (TOR - ft)	Conversion Factor (gal/lineal ft)
Calculated Water Column Height (ft)	(Circle One) 1.25" = 0.08    2" = 0.17    3" = 0.36
One Well Volume (gals.)	4" = 0.66    6" = 1.50    8" = 2.60
Notes:	Three Well Volumes (gals.)

**Well Conditions**

Well Riser Type (Circle one): Stainless Steel    Carbon Steel    PVC

Casing Condition:	<u>OK</u>	Repair Required:
Cap Condition:	<u>OK</u>	Repair Required: <u>NA</u>
Paint Condition:	<u>OK</u>	Repair Required: <u>NA</u>
Lock Condition:	<u>OK</u>	Repair Required:
Inner Casing Condition:	<u>OK</u>	Repair Required:
Surface Seal Condition:	<u>OK</u>	Repair Required:

Other:

**Purge Information**

Purging Method (Circle one): Stainless Steel Bailer    Peristaltic Pump    Sample Port (Pumping Wells Only)

Teflon Bailer    Polyethylene Bailer    Other:

Well Volume	Gallons Purged (gal)	Temperature (deg C)	Specific Conductivity (mS/cm)	Turbidity (NTU's)	Comments

Water Level After Purging (TOR ft):    Calculated 95% Recovery Water Level:

Comments:

**Sampling Information**

Date: 11/7/08 Time Sampled: 10<sup>00</sup> Field Personnel: RC Becken

Measured Water Level (TOR ft.): 28.54

Sampling Method (Circle one): Stainless Steel Bailer    Peristaltic Pump    Sample Port (Pumping Wells Only)

Teflon Bailer    Polyethylene Bailer    Other:

Sample I.D.	Temperature (deg C)	pH (B.U.)	Specific Conductivity (mS/cm)	Turbidity (NTU's)	Comments
<u>P-3</u>	<u>55.4</u>	<u>7.34</u>	<u>1.51</u>	<u>0.40</u>	

QA/QC Samples Taken:

Comments:

**Signature**

Sampler (Print): Richard C. Becken    Sampler (signature): [Signature]    Date: 11/7/08

**O&M Enterprises, Inc.**  
**MONITORING WELL SAMPLING FIELD FORM**  
**FORMER CARBORUNDUM FACILITY**  
**SANBORN, NEW YORK**

Monitoring Well I.D.: P-4 Date: 1/7/08 Time Started: 1010 Field Personnel: RC Becken

Weather Conditions: overcast warm 53°

Comments:

**Initial Readings**

Measured Well Bottom (TOR - ft) \_\_\_\_\_ Riser Pipe Diameter (in) 10.2 in.  
 Measured Water Level (TOR - ft) \_\_\_\_\_ Conversion Factor (gal/lineal ft) 1.25" = 0.08 2" = 0.17 3" = 0.38  
 Calculated Water Column Height (ft) \_\_\_\_\_ (Circle One) 4" = 0.88 6" = 1.50 8" = 2.60  
 One Well Volume (gals.) \_\_\_\_\_ Three Well Volumes (gals.) \_\_\_\_\_

Notes:

**Well Conditions**

Well Riser Type (Circle one): Stainless Steel Carbon Steel PVC

Casing Condition: OK Repair Required: \_\_\_\_\_  
 Cap Condition: OK Repair Required: N/A  
 Paint Condition: OK Repair Required: N/A  
 Lock Condition: OK Repair Required: \_\_\_\_\_  
 Inner Casing Condition: OK Repair Required: \_\_\_\_\_  
 Surface Seal Condition: OK Repair Required: \_\_\_\_\_

Other:

**Purge Information**

Purging Method (Circle one): Stainless Steel Bailor Peristaltic Pump Sample Port (Pumping Wells Only)  
Teflon Bailor Polyethylene Bailor Other:

Well Volume	Gallons Purged (gal)	Temperature (deg C)	Specific Conductivity (mS/cm)	Turbidity (NTU's)	Comments

Water Level After Purging (TOR ft):

Calculated 95% Recovery Water Level:

Comments:

**Sampling Information**

Date: 1/7/08 Time Sampled: 1010 Field Personnel: RC Becken

Measured Water Level (TOR ft): 27.6

Sampling Method (Circle one): Stainless Steel Bailor Peristaltic Pump Sample Port (Pumping Wells Only)  
Teflon Bailor Polyethylene Bailor Other:

Sample I.D.	Temperature (deg C)	pH (S.U.)	Specific Conductivity (mS/cm)	Turbidity (NTU's)	Comments
<u>P-4</u>	<u>54.6</u>	<u>7.24</u>	<u>1.33</u>	<u>4.24</u>	

QA/QC Samples Taken: Field Dup<sup>2</sup> 1

Comments:

**Signature**

Sampler (Print): Richard C. Becken

Sampler (signature): Rich C Becken

Date: 1/7/08

**O&M Enterprises, Inc.**  
**MONITORING WELL SAMPLING FIELD FORM**  
**FORMER CARBORUNDUM FACILITY**  
**SANBORN, NEW YORK**

Monitoring Well I.D.: PW-1 Date: 1/7/08 Time Started: 0945 Field Personnel: RC Becken  
 Weather Conditions: overcast warm 53°  
 Comments:

**Initial Readings**

Measured Well Bottom (TOR - ft) \_\_\_\_\_ Riser Pipe Diameter (in) 12 in.  
 Measured Water Level (TOR - ft) \_\_\_\_\_ Conversion Factor (gal/lineal ft) 1.25" = 0.08 2" = 0.17 3" = 0.38  
 Calculated Water Column Height (ft) \_\_\_\_\_ (Circle One) 4" = 0.68 6" = 1.50 8" = 2.60  
 One Well Volume (gals.) \_\_\_\_\_ Three Well Volumes (gals.) \_\_\_\_\_  
 Notes:

**Well Conditions**

Well Riser Type (Circle one): Stainless Steel Carbon Steel PVC  
 Casing Condition: OK Repair Required: \_\_\_\_\_  
 Cap Condition: OK Repair Required: N/A  
 Paint Condition: OK Repair Required: N/A  
 Lock Condition: OK Repair Required: \_\_\_\_\_  
 Inner Casing Condition: OK Repair Required: \_\_\_\_\_  
 Surface Seal Condition: OK Repair Required: \_\_\_\_\_  
 Other:

**Purge Information**

Purging Method (Circle one): Stainless Steel Bailor Peristaltic Pump Sample Port (Pumping Wells Only)  
 Teflon Bailor Polyethylene Bailor Other:

Well Volume	Gallons Purged (gal)	Temperature (deg C)	Specific Conductivity (mS/cm)	Turbidity (NTU's)	Comments

Water Level After Purging (TOR ft): \_\_\_\_\_ Calculated 85% Recovery Water Level: \_\_\_\_\_  
 Comments:

**Sampling Information**

Date: 1/7/08 Time Sampled: 0945 Field Personnel: RC Becken  
 Measured Water Level (TOR ft.): 22.1

Sampling Method (Circle one): Stainless Steel Bailor Peristaltic Pump Sample Port (Pumping Wells Only)  
 Teflon Bailor Polyethylene Bailor Other:

Sample I.D.	Temperature (deg C)	pH (S.U.)	Specific Conductivity (mS/cm)	Turbidity (NTU's)	Comments
<u>PW-1</u>	<u>57.5</u>	<u>7.15</u>	<u>0.94</u>	<u>0.15</u>	

QA/QC Samples Taken: \_\_\_\_\_

Comments:

**Signature**

Sampler (Print): Richard C. Becken

Sampler (signature): [Signature]

Date: 1/7/08

**O&M Enterprises, Inc.**  
**MONITORING WELL SAMPLING FIELD FORM**  
**FORMER CARBORUNDUM FACILITY**  
**SANBORN, NEW YORK**

Monitoring Well I.D.: PW-3 Date: 1/7/08 Time Started: 11:00 Field Personnel: RC Becken  
 Weather Conditions: overcast warm 54°  
 Comments:

**Initial Readings**

Measured Well Bottom (TOR - ft) \_\_\_\_\_ Riser Pipe Diameter (in) 6 in.  
 Measured Water Level (TOR - ft) \_\_\_\_\_ Conversion Factor (gal/lineal ft) 1.25" = 0.08 2" = 0.17 3" = 0.38  
 Calculated Water Column Height (ft) \_\_\_\_\_ (Circle One) 4" = 0.68 6" = 1.50 8" = 2.60  
 One Well Volume (gals.) \_\_\_\_\_ Three Well Volumes (gals.) \_\_\_\_\_

Notes:

**Well Conditions**

Well Riser Type (Circle one): Stainless Steel Carbon Steel PVC  
 Casing Condition: OK Repair Required: \_\_\_\_\_  
 Cap Condition: OK Repair Required: NA  
 Paint Condition: OK Repair Required: LA  
 Lock Condition: OK Repair Required: \_\_\_\_\_  
 Inner Casing Condition: OK Repair Required: \_\_\_\_\_  
 Surface Seal Condition: OK Repair Required: \_\_\_\_\_  
 Other:

**Purge Information**

Purging Method (Circle one): Stainless Steel Bailor Peristaltic Pump Sample Port (Pumping Wells Only)  
Teflon Bailor Polyethylene Bailor Other:

Well Volume	Gallons Purged (gal)	Temperature (deg C)	Specific Conductivity (mS/cm)	Turbidity (NTU's)	Comments

Water Level After Purging (TOR ft): \_\_\_\_\_ Calculated 85% Recovery Water Level: \_\_\_\_\_

Comments:

**Sampling Information**

Date: 1/7/08 Time Sampled: 11:00 Field Personnel: R C Becken

Measured Water Level (TOR ft): 11.77

Sampling Method (Circle one): Stainless Steel Bailor Peristaltic Pump Sample Port (Pumping Wells Only)  
Teflon Bailor Polyethylene Bailor Other:

Sample I.D.	Temperature (deg C)	pH (S.U.)	Specific Conductivity (mS/cm)	Turbidity (NTU's)	Comments
<u>PW-3</u>	<u>49.8</u>	<u>7.17</u>	<u>2.52</u>	<u>14.8</u>	

QA/QC Samples Taken:

Comments:

**Signature**

Sampler (Print): Richard C. Becken Sampler (signature): RC Becken Date: 1/7/08

**APPENDIX B**

**LABORATORY DATA REPORTS**



**WASTE STREAM TECHNOLOGY, INC.**

302 Grote Street  
Buffalo, NY 14207  
(716) 876-5290

**Analytical Data Report**  
Report Date: 01/23/08  
Work Order Number: 8A09005

**Prepared For**  
George W. Hermance  
Parsons Engineering  
40 La Riviere Drive, Suite 350  
Buffalo, NY 14202  
Fax: (716) 541-0760  
Site: Monitoring Wells

Enclosed are the results of analyses for samples received by the laboratory on 01/09/08. If you have any questions concerning this report, please feel free to contact me.

Sincerely,



---

Brian S. Schepart, Ph.D., Laboratory Director

ENVIRONMENTAL LABORATORY ACCREDITATION CERTIFICATION NUMBERS  
NYSDOH ELAP #11179 NJDEPE #73977 PADEP #68757 CTDPH #PH-0306 MADEP #M-NY068



Parsons Engineering  
40 La Riviere Drive, Suite 350  
Buffalo NY, 14202

Project: Sanborn Wells - VOCs Only  
Project Number: Monitoring Wells  
Project Manager: George W. Hermance

Reported:  
01/23/08 09:32

**ANALYTICAL REPORT FOR SAMPLES**

Sample ID	Laboratory ID	Matrix	Date Sampled	Date Received
B-13	8A09005-01	Water	01/08/08 15:20	01/09/08 08:15
B-48	8A09005-02	Water	01/08/08 14:50	01/09/08 08:15
B-49	8A09005-03	Water	01/08/08 14:10	01/09/08 08:15
B-23	8A09005-04	Water	01/08/08 09:25	01/09/08 08:15
B-24	8A09005-05	Water	01/08/08 11:20	01/09/08 08:15
B-6	8A09005-06	Water	01/08/08 12:30	01/09/08 08:15
B-56	8A09005-07	Water	01/08/08 10:30	01/09/08 08:15
B-57	8A09005-08	Water	01/08/08 11:40	01/09/08 08:15
Field Dup #2	8A09005-09	Water	01/08/08 00:00	01/09/08 08:15
Trip Blank	8A09005-10	Water	01/08/08 00:00	01/09/08 08:15

Parsons Engineering  
40 La Riviere Drive, Suite 350  
Buffalo NY, 14202

Project: Sanborn Wells - VOCs Only  
Project Number: Monitoring Wells  
Project Manager: George W. Hermance

Reported:  
01/23/08 09:32

**Volatile Organic Compounds by EPA Method 8260B**  
**Waste Stream Technology Inc.**

Analyte	Result	Reporting Limit	Units	Dilution	Batch	Prepared	Analyzed	Method	Notes
<b>B-13 (8A09005-01) Water    Sampled: 01/08/08 15:20    Received: 01/09/08 08:15</b>									
dichlorodifluoromethane	ND	10	ug/l	1	AA81102	01/11/08	01/11/08	EPA 8260B	U
chloromethane	ND	10	"	"	"	"	"	"	U
vinyl chloride	ND	10	"	"	"	"	"	"	U
bromomethane	ND	10	"	"	"	"	"	"	U
chloroethane	ND	10	"	"	"	"	"	"	U
trichlorofluoromethane	ND	10	"	"	"	"	"	"	U
1,1-dichloroethene	ND	5	"	"	"	"	"	"	U
methylene chloride	ND	10	"	"	"	"	"	"	U
trans-1,2-dichloroethene	ND	5	"	"	"	"	"	"	U
1,1-dichloroethane	ND	5	"	"	"	"	"	"	U
cis-1,2-dichloroethene	241	5	"	"	"	"	"	"	U
chloroform	ND	5	"	"	"	"	"	"	U
1,1,1-trichloroethane	ND	5	"	"	"	"	"	"	U
carbon tetrachloride	ND	5	"	"	"	"	"	"	U
1,2-dichloroethane	ND	5	"	"	"	"	"	"	U
trichloroethene	59	5	"	"	"	"	"	"	U
1,2-dichloropropane	ND	5	"	"	"	"	"	"	U
bromodichloromethane	ND	5	"	"	"	"	"	"	U
Dibromomethane	ND	5	"	"	"	"	"	"	U
2-chloroethylvinyl ether	ND	50	"	"	"	"	"	"	U
cis-1,3-dichloropropene	ND	5	"	"	"	"	"	"	U
trans-1,3-dichloropropene	ND	5	"	"	"	"	"	"	U
1,1,2-trichloroethane	ND	5	"	"	"	"	"	"	U
tetrachloroethene	ND	5	"	"	"	"	"	"	U
dibromochloromethane	ND	5	"	"	"	"	"	"	U
chlorobenzene	ND	5	"	"	"	"	"	"	U
1,1,1,2-tetrachloroethane	ND	5	"	"	"	"	"	"	U
bromoform	ND	5	"	"	"	"	"	"	U
1,1,2,2-tetrachloroethane	ND	5	"	"	"	"	"	"	U
bromobenzene	ND	5	"	"	"	"	"	"	U
1,2,3-trichloropropane	ND	5	"	"	"	"	"	"	U
1,3-dichlorobenzene	ND	5	"	"	"	"	"	"	U
1,4-dichlorobenzene	ND	5	"	"	"	"	"	"	U
1,2-dichlorobenzene	ND	5	"	"	"	"	"	"	U
Benzyl chloride (as TIC)	ND	50	"	"	"	"	"	"	U
Surrogate: 1,2-Dichloroethane-d4	93.0 %	74-117	"	"	"	"	"	"	
Surrogate: Toluene-d8	99.9 %	82-123	"	"	"	"	"	"	
Surrogate: Bromofluorobenzene	104 %	85-123	"	"	"	"	"	"	

Parsons Engineering  
40 La Riviere Drive, Suite 350  
Buffalo NY, 14202

Project: Sanborn Wells - VOCs Only  
Project Number: Monitoring Wells  
Project Manager: George W. Hermance

Reported:  
01/23/08 09:32

**Volatile Organic Compounds by EPA Method 8260B**  
**Waste Stream Technology Inc.**

Analyte	Result	Reporting Limit	Units	Dilution	Batch	Prepared	Analyzed	Method	Notes
<b>B-48 (8A09005-02) Water Sampled: 01/08/08 14:50 Received: 01/09/08 08:15</b>									
dichlorodifluoromethane	ND	2	ug/l	1	AA81102	01/11/08	01/11/08	EPA 8260B	U
chloromethane	ND	2	"	"	"	"	"	"	U
vinyl chloride	ND	2	"	"	"	"	"	"	U
bromomethane	ND	2	"	"	"	"	"	"	U
chloroethane	ND	2	"	"	"	"	"	"	U
trichlorofluoromethane	ND	2	"	"	"	"	"	"	U
1,1-dichloroethene	ND	1	"	"	"	"	"	"	U
methylene chloride	ND	2	"	"	"	"	"	"	U
trans-1,2-dichloroethene	ND	1	"	"	"	"	"	"	U
1,1-dichloroethane	ND	1	"	"	"	"	"	"	U
cis-1,2-dichloroethene	ND	1	"	"	"	"	"	"	U
chloroform	ND	1	"	"	"	"	"	"	U
1,1,1-trichloroethane	ND	1	"	"	"	"	"	"	U
carbon tetrachloride	ND	1	"	"	"	"	"	"	U
1,2-dichloroethane	ND	1	"	"	"	"	"	"	U
trichloroethene	1	1	"	"	"	"	"	"	U
1,2-dichloropropane	ND	1	"	"	"	"	"	"	U
bromodichloromethane	ND	1	"	"	"	"	"	"	U
Dibromomethane	ND	1	"	"	"	"	"	"	U
2-chloroethylvinyl ether	ND	10	"	"	"	"	"	"	U
cis-1,3-dichloropropene	ND	1	"	"	"	"	"	"	U
trans-1,3-dichloropropene	ND	1	"	"	"	"	"	"	U
1,1,2-trichloroethane	ND	1	"	"	"	"	"	"	U
tetrachloroethene	ND	1	"	"	"	"	"	"	U
dibromochloromethane	ND	1	"	"	"	"	"	"	U
chlorobenzene	ND	1	"	"	"	"	"	"	U
1,1,1,2-tetrachloroethane	ND	1	"	"	"	"	"	"	U
bromoform	ND	1	"	"	"	"	"	"	U
1,1,2,2-tetrachloroethane	ND	1	"	"	"	"	"	"	U
bromobenzene	ND	1	"	"	"	"	"	"	U
1,2,3-trichloropropane	ND	1	"	"	"	"	"	"	U
1,3-dichlorobenzene	ND	1	"	"	"	"	"	"	U
1,4-dichlorobenzene	ND	1	"	"	"	"	"	"	U
1,2-dichlorobenzene	ND	1	"	"	"	"	"	"	U
Benzyl chloride (as TIC)	ND	10	"	"	"	"	"	"	U
Surrogate: 1,2-Dichloroethane-d4	88.3 %	74-117			"	"	"	"	
Surrogate: Toluene-d8	98.2 %	82-123			"	"	"	"	
Surrogate: Bromofluorobenzene	100 %	85-123			"	"	"	"	

Waste Stream Technology Inc.

The results in this report apply to the samples analyzed in accordance with the chain of custody document. This analytical report must be reproduced in its entirety.

Parsons Engineering  
40 La Riviere Drive, Suite 350  
Buffalo NY, 14202

Project: Sanborn Wells - VOCs Only  
Project Number: Monitoring Wells  
Project Manager: George W. Hermance

Reported:  
01/23/08 09:32

**Volatile Organic Compounds by EPA Method 8260B**  
**Waste Stream Technology Inc.**

Analyte	Result	Reporting Limit	Units	Dilution	Batch	Prepared	Analyzed	Method	Notes
<b>B-49 (8A09005-03) Water Sampled: 01/08/08 14:10 Received: 01/09/08 08:15</b>									
dichlorodifluoromethane	ND	2	ug/l	1	AA81102	01/11/08	01/11/08	EPA 8260B	U
chloromethane	ND	2	"	"	"	"	"	"	U
vinyl chloride	ND	2	"	"	"	"	"	"	U
bromomethane	ND	2	"	"	"	"	"	"	U
chloroethane	ND	2	"	"	"	"	"	"	U
trichlorofluoromethane	ND	2	"	"	"	"	"	"	U
1,1-dichloroethene	ND	1	"	"	"	"	"	"	U
methylene chloride	ND	2	"	"	"	"	"	"	U
trans-1,2-dichloroethene	ND	1	"	"	"	"	"	"	U
1,1-dichloroethane	ND	1	"	"	"	"	"	"	U
cis-1,2-dichloroethene	ND	1	"	"	"	"	"	"	U
chloroform	ND	1	"	"	"	"	"	"	U
1,1,1-trichloroethane	ND	1	"	"	"	"	"	"	U
carbon tetrachloride	ND	1	"	"	"	"	"	"	U
1,2-dichloroethane	ND	1	"	"	"	"	"	"	U
trichloroethene	1	1	"	"	"	"	"	"	U
1,2-dichloropropane	ND	1	"	"	"	"	"	"	U
bromodichloromethane	ND	1	"	"	"	"	"	"	U
Dibromomethane	ND	1	"	"	"	"	"	"	U
2-chloroethylvinyl ether	ND	10	"	"	"	"	"	"	U
cis-1,3-dichloropropene	ND	1	"	"	"	"	"	"	U
trans-1,3-dichloropropene	ND	1	"	"	"	"	"	"	U
1,1,2-trichloroethane	ND	1	"	"	"	"	"	"	U
tetrachloroethene	ND	1	"	"	"	"	"	"	U
dibromochloromethane	ND	1	"	"	"	"	"	"	U
chlorobenzene	ND	1	"	"	"	"	"	"	U
1,1,1,2-tetrachloroethane	ND	1	"	"	"	"	"	"	U
bromoform	ND	1	"	"	"	"	"	"	U
1,1,2,2-tetrachloroethane	ND	1	"	"	"	"	"	"	U
bromobenzene	ND	1	"	"	"	"	"	"	U
1,2,3-trichloropropane	ND	1	"	"	"	"	"	"	U
1,3-dichlorobenzene	ND	1	"	"	"	"	"	"	U
1,4-dichlorobenzene	ND	1	"	"	"	"	"	"	U
1,2-dichlorobenzene	ND	1	"	"	"	"	"	"	U
Benzyl chloride (as TIC)	ND	10	"	"	"	"	"	"	U
Surrogate: 1,2-Dichloroethane-d4	96.5 %	74-117			"	"	"	"	
Surrogate: Toluene-d8	95.2 %	82-123			"	"	"	"	
Surrogate: Bromofluorobenzene	106 %	85-123			"	"	"	"	

Parsons Engineering  
40 La Riviere Drive, Suite 350  
Buffalo NY, 14202

Project: Sanborn Wells - VOCs Only  
Project Number: Monitoring Wells  
Project Manager: George W. Hermance

Reported:  
01/23/08 09:32

**Volatile Organic Compounds by EPA Method 8260B**  
**Waste Stream Technology Inc.**

Analyte	Result	Reporting Limit	Units	Dilution	Batch	Prepared	Analyzed	Method	Notes
<b>B-23 (8A09005-04) Water Sampled: 01/08/08 09:25 Received: 01/09/08 08:15</b>									
dichlorodifluoromethane	ND	4	ug/l	1	AA81102	01/11/08	01/11/08	EPA 8260B	U
chloromethane	ND	4	"	"	"	"	"	"	U
<b>vinyl chloride</b>	<b>11</b>	4	"	"	"	"	"	"	
bromomethane	ND	4	"	"	"	"	"	"	U
chloroethane	ND	4	"	"	"	"	"	"	U
trichlorofluoromethane	ND	4	"	"	"	"	"	"	U
1,1-dichloroethene	ND	2	"	"	"	"	"	"	U
methylene chloride	ND	4	"	"	"	"	"	"	U
<b>trans-1,2-dichloroethene</b>	<b>4</b>	2	"	"	"	"	"	"	
1,1-dichloroethane	ND	2	"	"	"	"	"	"	U
<b>cis-1,2-dichloroethene</b>	<b>171</b>	2	"	"	"	"	"	"	
chloroform	ND	2	"	"	"	"	"	"	U
1,1,1-trichloroethane	ND	2	"	"	"	"	"	"	U
carbon tetrachloride	ND	2	"	"	"	"	"	"	U
1,2-dichloroethane	ND	2	"	"	"	"	"	"	U
<b>trichloroethene</b>	<b>71</b>	2	"	"	"	"	"	"	
1,2-dichloropropane	ND	2	"	"	"	"	"	"	U
bromodichloromethane	ND	2	"	"	"	"	"	"	U
Dibromomethane	ND	2	"	"	"	"	"	"	U
2-chloroethylvinyl ether	ND	20	"	"	"	"	"	"	U
cis-1,3-dichloropropene	ND	2	"	"	"	"	"	"	U
trans-1,3-dichloropropene	ND	2	"	"	"	"	"	"	U
1,1,2-trichloroethane	ND	2	"	"	"	"	"	"	U
tetrachloroethene	ND	2	"	"	"	"	"	"	U
dibromochloromethane	ND	2	"	"	"	"	"	"	U
chlorobenzene	ND	2	"	"	"	"	"	"	U
1,1,1,2-tetrachloroethane	ND	2	"	"	"	"	"	"	U
bromoform	ND	2	"	"	"	"	"	"	U
1,1,2,2-tetrachloroethane	ND	2	"	"	"	"	"	"	U
bromobenzene	ND	2	"	"	"	"	"	"	U
1,2,3-trichloropropane	ND	2	"	"	"	"	"	"	U
1,3-dichlorobenzene	ND	2	"	"	"	"	"	"	U
1,4-dichlorobenzene	ND	2	"	"	"	"	"	"	U
1,2-dichlorobenzene	ND	2	"	"	"	"	"	"	U
Benzyl chloride (as TIC)	ND	20	"	"	"	"	"	"	U
<i>Surrogate: 1,2-Dichloroethane-d4</i>		93.5 %	74-117		"	"	"	"	
<i>Surrogate: Toluene-d8</i>		94.0 %	82-123		"	"	"	"	
<i>Surrogate: Bromofluorobenzene</i>		112 %	85-123		"	"	"	"	

Waste Stream Technology Inc.

The results in this report apply to the samples analyzed in accordance with the chain of custody document. This analytical report must be reproduced in its entirety.

Parsons Engineering  
40 La Riviere Drive, Suite 350  
Buffalo NY, 14202

Project: Sanborn Wells - VOCs Only  
Project Number: Monitoring Wells  
Project Manager: George W. Hermance

Reported:  
01/23/08 09:32

**Volatile Organic Compounds by EPA Method 8260B**  
**Waste Stream Technology Inc.**

Analyte	Result	Reporting Limit	Units	Dilution	Batch	Prepared	Analyzed	Method	Notes
<b>B-24 (8A09005-05) Water Sampled: 01/08/08 11:20 Received: 01/09/08 08:15</b>									
dichlorodifluoromethane	ND	2	ug/l	1	AA81102	01/11/08	01/11/08	EPA 8260B	U
chloromethane	ND	2	"	"	"	"	"	"	U
vinyl chloride	ND	2	"	"	"	"	"	"	U
bromomethane	ND	2	"	"	"	"	"	"	U
chloroethane	ND	2	"	"	"	"	"	"	U
trichlorofluoromethane	ND	2	"	"	"	"	"	"	U
1,1-dichloroethene	ND	1	"	"	"	"	"	"	U
methylene chloride	ND	2	"	"	"	"	"	"	U
trans-1,2-dichloroethene	ND	1	"	"	"	"	"	"	U
1,1-dichloroethane	ND	1	"	"	"	"	"	"	U
cis-1,2-dichloroethene	6	1	"	"	"	"	"	"	U
chloroform	ND	1	"	"	"	"	"	"	U
1,1,1-trichloroethane	ND	1	"	"	"	"	"	"	U
carbon tetrachloride	ND	1	"	"	"	"	"	"	U
1,2-dichloroethane	ND	1	"	"	"	"	"	"	U
trichloroethene	12	1	"	"	"	"	"	"	U
1,2-dichloropropane	ND	1	"	"	"	"	"	"	U
bromodichloromethane	ND	1	"	"	"	"	"	"	U
Dibromomethane	ND	1	"	"	"	"	"	"	U
2-chloroethylvinyl ether	ND	10	"	"	"	"	"	"	U
cis-1,3-dichloropropene	ND	1	"	"	"	"	"	"	U
trans-1,3-dichloropropene	ND	1	"	"	"	"	"	"	U
1,1,2-trichloroethane	ND	1	"	"	"	"	"	"	U
tetrachloroethene	ND	1	"	"	"	"	"	"	U
dibromochloromethane	ND	1	"	"	"	"	"	"	U
chlorobenzene	ND	1	"	"	"	"	"	"	U
1,1,1,2-tetrachloroethane	ND	1	"	"	"	"	"	"	U
bromoform	ND	1	"	"	"	"	"	"	U
1,1,2,2-tetrachloroethane	ND	1	"	"	"	"	"	"	U
bromobenzene	ND	1	"	"	"	"	"	"	U
1,2,3-trichloropropane	ND	1	"	"	"	"	"	"	U
1,3-dichlorobenzene	ND	1	"	"	"	"	"	"	U
1,4-dichlorobenzene	ND	1	"	"	"	"	"	"	U
1,2-dichlorobenzene	ND	1	"	"	"	"	"	"	U
Benzyl chloride (as TIC)	ND	10	"	"	"	"	"	"	U
Surrogate: 1,2-Dichloroethane-d4	92.6 %	74-117			"	"	"	"	
Surrogate: Toluene-d8	98.0 %	82-123			"	"	"	"	
Surrogate: Bromofluorobenzene	106 %	85-123			"	"	"	"	

Waste Stream Technology Inc.

The results in this report apply to the samples analyzed in accordance with the chain of custody document. This analytical report must be reproduced in its entirety.

Parsons Engineering  
40 La Riviere Drive, Suite 350  
Buffalo NY, 14202

Project: Sanborn Wells - VOCs Only  
Project Number: Monitoring Wells  
Project Manager: George W. Hermance

Reported:  
01/23/08 09:32

**Volatile Organic Compounds by EPA Method 8260B**  
**Waste Stream Technology Inc.**

Analyte	Result	Reporting Limit	Units	Dilution	Batch	Prepared	Analyzed	Method	Notes
<b>B-6 (8A09005-06) Water Sampled: 01/08/08 12:30 Received: 01/09/08 08:15</b>									
dichlorodifluoromethane	ND	4	ug/l	1	AA81102	01/11/08	01/11/08	EPA 8260B	U
chloromethane	ND	4	"	"	"	"	"	"	U
vinyl chloride	ND	4	"	"	"	"	"	"	U
bromomethane	ND	4	"	"	"	"	"	"	U
chloroethane	ND	4	"	"	"	"	"	"	U
trichlorofluoromethane	ND	4	"	"	"	"	"	"	U
1,1-dichloroethene	ND	2	"	"	"	"	"	"	U
<b>methylene chloride</b>	<b>4</b>	<b>4</b>	"	"	"	"	"	"	
<b>trans-1,2-dichloroethene</b>	<b>3</b>	<b>2</b>	"	"	"	"	"	"	
1,1-dichloroethane	ND	2	"	"	"	"	"	"	U
<b>cis-1,2-dichloroethene</b>	<b>99</b>	<b>2</b>	"	"	"	"	"	"	
chloroform	ND	2	"	"	"	"	"	"	U
1,1,1-trichloroethane	ND	2	"	"	"	"	"	"	U
carbon tetrachloride	ND	2	"	"	"	"	"	"	U
1,2-dichloroethane	ND	2	"	"	"	"	"	"	U
<b>trichloroethene</b>	<b>500</b>	<b>10</b>	"	<b>5</b>	"	"	"	"	<b>D</b>
1,2-dichloropropane	ND	2	"	<b>1</b>	"	"	"	"	U
bromodichloromethane	ND	2	"	"	"	"	"	"	U
Dibromomethane	ND	2	"	"	"	"	"	"	U
2-chloroethylvinyl ether	ND	20	"	"	"	"	"	"	U
cis-1,3-dichloropropene	ND	2	"	"	"	"	"	"	U
trans-1,3-dichloropropene	ND	2	"	"	"	"	"	"	U
1,1,2-trichloroethane	ND	2	"	"	"	"	"	"	U
tetrachloroethene	ND	2	"	"	"	"	"	"	U
dibromochloromethane	ND	2	"	"	"	"	"	"	U
chlorobenzene	ND	2	"	"	"	"	"	"	U
1,1,1,2-tetrachloroethane	ND	2	"	"	"	"	"	"	U
bromoform	ND	2	"	"	"	"	"	"	U
1,1,2,2-tetrachloroethane	ND	2	"	"	"	"	"	"	U
bromobenzene	ND	2	"	"	"	"	"	"	U
1,2,3-trichloropropane	ND	2	"	"	"	"	"	"	U
1,3-dichlorobenzene	ND	2	"	"	"	"	"	"	U
1,4-dichlorobenzene	ND	2	"	"	"	"	"	"	U
1,2-dichlorobenzene	ND	2	"	"	"	"	"	"	U
Benzyl chloride (as TIC)	ND	20	"	"	"	"	"	"	U
<i>Surrogate: 1,2-Dichloroethane-d4</i>	<i>90.8 %</i>	<i>74-117</i>			"	"	"	"	
<i>Surrogate: Toluene-d8</i>	<i>98.3 %</i>	<i>82-123</i>			"	"	"	"	
<i>Surrogate: Bromofluorobenzene</i>	<i>104 %</i>	<i>85-123</i>			"	"	"	"	

Waste Stream Technology Inc.

*The results in this report apply to the samples analyzed in accordance with the chain of custody document. This analytical report must be reproduced in its entirety.*



Parsons Engineering  
40 La Riviere Drive, Suite 350  
Buffalo NY, 14202

Project: Sanborn Wells - VOCs Only  
Project Number: Monitoring Wells  
Project Manager: George W. Hermance

Reported:  
01/23/08 09:32

**Volatile Organic Compounds by EPA Method 8260B**  
**Waste Stream Technology Inc.**

Analyte	Result	Reporting Limit	Units	Dilution	Batch	Prepared	Analyzed	Method	Notes
<b>B-56 (8A09005-07) Water Sampled: 01/08/08 10:30 Received: 01/09/08 08:15</b>									
dichlorodifluoromethane	ND	2	ug/l	1	AA81102	01/11/08	01/11/08	EPA 8260B	U
chloromethane	ND	2	"	"	"	"	"	"	U
vinyl chloride	ND	2	"	"	"	"	"	"	U
bromomethane	ND	2	"	"	"	"	"	"	U
chloroethane	ND	2	"	"	"	"	"	"	U
trichlorofluoromethane	ND	2	"	"	"	"	"	"	U
1,1-dichloroethene	ND	1	"	"	"	"	"	"	U
methylene chloride	4	2	"	"	"	"	"	"	
trans-1,2-dichloroethene	ND	1	"	"	"	"	"	"	U
1,1-dichloroethane	1	1	"	"	"	"	"	"	
cis-1,2-dichloroethene	23	1	"	"	"	"	"	"	
chloroform	ND	1	"	"	"	"	"	"	U
1,1,1-trichloroethane	2	1	"	"	"	"	"	"	
carbon tetrachloride	ND	1	"	"	"	"	"	"	U
1,2-dichloroethane	ND	1	"	"	"	"	"	"	U
trichloroethene	60	1	"	"	"	"	"	"	
1,2-dichloropropane	ND	1	"	"	"	"	"	"	U
bromodichloromethane	ND	1	"	"	"	"	"	"	U
Dibromomethane	ND	1	"	"	"	"	"	"	U
2-chloroethylvinyl ether	ND	10	"	"	"	"	"	"	U
cis-1,3-dichloropropene	ND	1	"	"	"	"	"	"	U
trans-1,3-dichloropropene	ND	1	"	"	"	"	"	"	U
1,1,2-trichloroethane	ND	1	"	"	"	"	"	"	U
tetrachloroethene	ND	1	"	"	"	"	"	"	U
dibromochloromethane	ND	1	"	"	"	"	"	"	U
chlorobenzene	ND	1	"	"	"	"	"	"	U
1,1,1,2-tetrachloroethane	ND	1	"	"	"	"	"	"	U
bromoform	ND	1	"	"	"	"	"	"	U
1,1,2,2-tetrachloroethane	ND	1	"	"	"	"	"	"	U
bromobenzene	ND	1	"	"	"	"	"	"	U
1,2,3-trichloropropane	ND	1	"	"	"	"	"	"	U
1,3-dichlorobenzene	ND	1	"	"	"	"	"	"	U
1,4-dichlorobenzene	ND	1	"	"	"	"	"	"	U
1,2-dichlorobenzene	ND	1	"	"	"	"	"	"	U
Benzyl chloride (as TIC)	ND	10	"	"	"	"	"	"	U
Surrogate: 1,2-Dichloroethane-d4	94.3 %		74-117		"	"	"	"	
Surrogate: Toluene-d8	98.0 %		82-123		"	"	"	"	
Surrogate: Bromofluorobenzene	111 %		85-123		"	"	"	"	

Parsons Engineering  
40 La Riviere Drive, Suite 350  
Buffalo NY, 14202

Project: Sanborn Wells - VOCs Only  
Project Number: Monitoring Wells  
Project Manager: George W. Hermance

Reported:  
01/23/08 09:32

**Volatile Organic Compounds by EPA Method 8260B**  
**Waste Stream Technology Inc.**

Analyte	Result	Reporting Limit	Units	Dilution	Batch	Prepared	Analyzed	Method	Notes
<b>B-57 (8A09005-08) Water Sampled: 01/08/08 11:40 Received: 01/09/08 08:15</b>									
dichlorodifluoromethane	ND	2	ug/l	1	AA81102	01/11/08	01/11/08	EPA 8260B	U
chloromethane	ND	2	"	"	"	"	"	"	U
vinyl chloride	ND	2	"	"	"	"	"	"	U
bromomethane	ND	2	"	"	"	"	"	"	U
chloroethane	ND	2	"	"	"	"	"	"	U
trichlorofluoromethane	ND	2	"	"	"	"	"	"	U
1,1-dichloroethene	ND	1	"	"	"	"	"	"	U
methylene chloride	ND	2	"	"	"	"	"	"	U
trans-1,2-dichloroethene	ND	1	"	"	"	"	"	"	U
1,1-dichloroethane	ND	1	"	"	"	"	"	"	U
cis-1,2-dichloroethene	ND	1	"	"	"	"	"	"	U
chloroform	ND	1	"	"	"	"	"	"	U
1,1,1-trichloroethane	ND	1	"	"	"	"	"	"	U
carbon tetrachloride	ND	1	"	"	"	"	"	"	U
1,2-dichloroethane	ND	1	"	"	"	"	"	"	U
trichloroethene	ND	1	"	"	"	"	"	"	U
1,2-dichloropropane	ND	1	"	"	"	"	"	"	U
bromodichloromethane	ND	1	"	"	"	"	"	"	U
Dibromomethane	ND	1	"	"	"	"	"	"	U
2-chloroethylvinyl ether	ND	10	"	"	"	"	"	"	U
cis-1,3-dichloropropene	ND	1	"	"	"	"	"	"	U
trans-1,3-dichloropropene	ND	1	"	"	"	"	"	"	U
1,1,2-trichloroethane	ND	1	"	"	"	"	"	"	U
tetrachloroethene	ND	1	"	"	"	"	"	"	U
dibromochloromethane	ND	1	"	"	"	"	"	"	U
chlorobenzene	ND	1	"	"	"	"	"	"	U
1,1,1,2-tetrachloroethane	ND	1	"	"	"	"	"	"	U
bromoform	ND	1	"	"	"	"	"	"	U
1,1,2,2-tetrachloroethane	ND	1	"	"	"	"	"	"	U
bromobenzene	ND	1	"	"	"	"	"	"	U
1,2,3-trichloropropane	ND	1	"	"	"	"	"	"	U
1,3-dichlorobenzene	ND	1	"	"	"	"	"	"	U
1,4-dichlorobenzene	ND	1	"	"	"	"	"	"	U
1,2-dichlorobenzene	ND	1	"	"	"	"	"	"	U
Benzyl chloride (as TIC)	ND	10	"	"	"	"	"	"	U
Surrogate: 1,2-Dichloroethane-d4		91.2 %		74-117	"	"	"	"	
Surrogate: Toluene-d8		97.5 %		82-123	"	"	"	"	
Surrogate: Bromofluorobenzene		107 %		85-123	"	"	"	"	

Parsons Engineering  
40 La Riviere Drive, Suite 350  
Buffalo NY, 14202

Project: Sanborn Wells - VOCs Only  
Project Number: Monitoring Wells  
Project Manager: George W. Hermance

Reported:  
01/23/08 09:32

**Volatile Organic Compounds by EPA Method 8260B**  
**Waste Stream Technology Inc.**

Analyte	Result	Reporting Limit	Units	Dilution	Batch	Prepared	Analyzed	Method	Notes
<b>Field Dup #2 (8A09005-09) Water Sampled: 01/08/08 00:00 Received: 01/09/08 08:15</b>									
dichlorodifluoromethane	ND	2	ug/l	1	AA81102	01/11/08	01/11/08	EPA 8260B	U
chloromethane	ND	2	"	"	"	"	"	"	U
vinyl chloride	ND	2	"	"	"	"	"	"	U
bromomethane	ND	2	"	"	"	"	"	"	U
chloroethane	ND	2	"	"	"	"	"	"	U
trichlorofluoromethane	ND	2	"	"	"	"	"	"	U
1,1-dichloroethene	ND	1	"	"	"	"	"	"	U
methylene chloride	ND	2	"	"	"	"	"	"	U
trans-1,2-dichloroethene	ND	1	"	"	"	"	"	"	U
1,1-dichloroethane	1	1	"	"	"	"	"	"	
cis-1,2-dichloroethene	22	1	"	"	"	"	"	"	
chloroform	ND	1	"	"	"	"	"	"	U
1,1,1-trichloroethane	2	1	"	"	"	"	"	"	
carbon tetrachloride	ND	1	"	"	"	"	"	"	U
1,2-dichloroethane	ND	1	"	"	"	"	"	"	U
trichloroethene	53	1	"	"	"	"	"	"	
1,2-dichloropropane	ND	1	"	"	"	"	"	"	U
bromodichloromethane	ND	1	"	"	"	"	"	"	U
Dibromomethane	ND	1	"	"	"	"	"	"	U
2-chloroethylvinyl ether	ND	10	"	"	"	"	"	"	U
cis-1,3-dichloropropene	ND	1	"	"	"	"	"	"	U
trans-1,3-dichloropropene	ND	1	"	"	"	"	"	"	U
1,1,2-trichloroethane	ND	1	"	"	"	"	"	"	U
tetrachloroethene	ND	1	"	"	"	"	"	"	U
dibromochloromethane	ND	1	"	"	"	"	"	"	U
chlorobenzene	ND	1	"	"	"	"	"	"	U
1,1,1,2-tetrachloroethane	ND	1	"	"	"	"	"	"	U
bromoform	ND	1	"	"	"	"	"	"	U
1,1,2,2-tetrachloroethane	ND	1	"	"	"	"	"	"	U
bromobenzene	ND	1	"	"	"	"	"	"	U
1,2,3-trichloropropane	ND	1	"	"	"	"	"	"	U
1,3-dichlorobenzene	ND	1	"	"	"	"	"	"	U
1,4-dichlorobenzene	ND	1	"	"	"	"	"	"	U
1,2-dichlorobenzene	ND	1	"	"	"	"	"	"	U
Benzyl chloride (as TIC)	ND	10	"	"	"	"	"	"	U
Surrogate: 1,2-Dichloroethane-d4	91.9 %	74-117			"	"	"	"	
Surrogate: Toluene-d8	97.5 %	82-123			"	"	"	"	
Surrogate: Bromofluorobenzene	105 %	85-123			"	"	"	"	

Parsons Engineering  
40 La Riviere Drive, Suite 350  
Buffalo NY, 14202

Project: Sanborn Wells - VOCs Only  
Project Number: Monitoring Wells  
Project Manager: George W. Hermance

Reported:  
01/23/08 09:32

**Volatile Organic Compounds by EPA Method 8260B**  
**Waste Stream Technology Inc.**

Analyte	Result	Reporting Limit	Units	Dilution	Batch	Prepared	Analyzed	Method	Notes
<b>Trip Blank (8A09005-10) Water Sampled: 01/08/08 00:00 Received: 01/09/08 08:15</b>									
dichlorodifluoromethane	ND	2	ug/l	1	AA81102	01/11/08	01/11/08	EPA 8260B	U
chloromethane	ND	2	"	"	"	"	"	"	U
vinyl chloride	ND	2	"	"	"	"	"	"	U
bromomethane	ND	2	"	"	"	"	"	"	U
chloroethane	ND	2	"	"	"	"	"	"	U
trichlorofluoromethane	ND	2	"	"	"	"	"	"	U
1,1-dichloroethene	ND	1	"	"	"	"	"	"	U
<b>methylene chloride</b>	<b>5</b>	<b>2</b>	<b>"</b>	<b>"</b>	<b>"</b>	<b>"</b>	<b>"</b>	<b>"</b>	
trans-1,2-dichloroethene	ND	1	"	"	"	"	"	"	U
1,1-dichloroethane	ND	1	"	"	"	"	"	"	U
cis-1,2-dichloroethene	ND	1	"	"	"	"	"	"	U
chloroform	ND	1	"	"	"	"	"	"	U
1,1,1-trichloroethane	ND	1	"	"	"	"	"	"	U
carbon tetrachloride	ND	1	"	"	"	"	"	"	U
1,2-dichloroethane	ND	1	"	"	"	"	"	"	U
trichloroethene	ND	1	"	"	"	"	"	"	U
1,2-dichloropropane	ND	1	"	"	"	"	"	"	U
bromodichloromethane	ND	1	"	"	"	"	"	"	U
Dibromomethane	ND	1	"	"	"	"	"	"	U
2-chloroethylvinyl ether	ND	10	"	"	"	"	"	"	U
cis-1,3-dichloropropene	ND	1	"	"	"	"	"	"	U
trans-1,3-dichloropropene	ND	1	"	"	"	"	"	"	U
1,1,2-trichloroethane	ND	1	"	"	"	"	"	"	U
tetrachloroethene	ND	1	"	"	"	"	"	"	U
dibromochloromethane	ND	1	"	"	"	"	"	"	U
chlorobenzene	ND	1	"	"	"	"	"	"	U
1,1,1,2-tetrachloroethane	ND	1	"	"	"	"	"	"	U
bromoform	ND	1	"	"	"	"	"	"	U
1,1,2,2-tetrachloroethane	ND	1	"	"	"	"	"	"	U
bromobenzene	ND	1	"	"	"	"	"	"	U
1,2,3-trichloropropane	ND	1	"	"	"	"	"	"	U
1,3-dichlorobenzene	ND	1	"	"	"	"	"	"	U
1,4-dichlorobenzene	ND	1	"	"	"	"	"	"	U
1,2-dichlorobenzene	ND	1	"	"	"	"	"	"	U
Benzyl chloride (as TIC)	ND	10	"	"	"	"	"	"	U
Surrogate: 1,2-Dichloroethane-d4	96.3 %	74-117			"	"	"	"	
Surrogate: Toluene-d8	96.1 %	82-123			"	"	"	"	
Surrogate: Bromofluorobenzene	109 %	85-123			"	"	"	"	

Waste Stream Technology Inc.

The results in this report apply to the samples analyzed in accordance with the chain of custody document. This analytical report must be reproduced in its entirety.

Parsons Engineering  
40 La Riviere Drive, Suite 350  
Buffalo NY, 14202

Project: Sanborn Wells - VOCs Only  
Project Number: Monitoring Wells  
Project Manager: George W. Hermance

**Reported:**  
01/23/08 09:32

### Notes and Definitions

U Analyte included in the analysis, but not detected

D This flag assigned to compounds identified in an analysis at a secondary dilution factor

DET Analyte DETECTED

ND Analyte NOT DETECTED at or above the reporting limit

NR Not Reported

dry Sample results reported on a dry weight basis

RPD Relative Percent Difference





**Project Name**  
BP TULCHMCO Portfolio  
BP Laboratory Contract Number  
Requested Due Date (month/day)

8A09005

On-site Time	Temp
Off-site Time	Temp
Site Conditions	
Motor Vehicle Events	
Wind Speed	Direction

Send To:		BP CEM Facility No.		BP CEM Facility Address		BP CEM Facility Project No.		BP CEM Facility Project Name	
Lab Name:		WasteStream		Site ID No.		Site Lat/Long		California (Global ID)	
Lab Address:		302 Girdle Street Buffalo, NY 14207		Site Lat/Long		California (Global ID)		BP CEM PM Contractor	
Lab PM		SulTennell		Address:		2850 E. 49th Street, Suite 317 Cape Cod, MA 01903		William Barber	
Lab Fax:		716 876-5290		Tel/Fax:		215 271-8038 / 271-8957		BP CEM West Release No.	
Report Type & QC Level		BP CEM Account No.		Tel/Fax:		215 271-8038 / 271-8957		BP CEM West Release No.	
Lab Bottle Order No.		Marine		Laboratory No.		No. of Containers		Preservatives	
Item No.		Sample Description		Time		Soil/Solid		Water/Liquid	
1		Field Bore 2							
2		TOP Bore							
3									
4									
5									
6									
7									
8									
9									
10									
Sampler's Name:		Richard Becken		Revised By / Affiliation		Date		Time	
Sampler's Company:		OKM Enterprises		OKM Enterprises		1/6/08		7:30	
Shipment Date:		1/6/08		Shipment Method		WST per spec		1/6/08	
Shipment Tracking No.				Special Instructions:					
Custody Seals in Place Yes		No		Temperature Blank Yes		No		Cooler Temperature on Receipt	
Distribution: White Copy - Laboratory / Yellow Copy - BP/CEM / Pink Copy - Consultant/ Contractor				Top Blank Yes		No		BP CEM Rev. 1 2/5/02	

04  
10

**WASTE STREAM TECHNOLOGY, INC.**

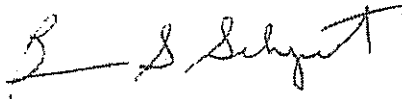
302 Grote Street  
Buffalo, NY 14207  
(716) 876-5290

**Analytical Data Report**  
Report Date: 01/21/08  
Work Order Number: 8A08003

**Prepared For**  
George W. Hermance  
Parsons Engineering  
40 La Riviere Drive, Suite 350  
Buffalo, NY 14202  
Fax: (716) 541-0760  
Site: Monitoring Wells

Enclosed are the results of analyses for samples received by the laboratory on 01/08/08. If you have any questions concerning this report, please feel free to contact me.

Sincerely,



---

Brian S. Schepart, Ph.D., Laboratory Director

ENVIRONMENTAL LABORATORY ACCREDITATION CERTIFICATION NUMBERS  
NYSDOH ELAP #11179 NJDEPE #73977 PADEP #68757 CTDPH #PH-0306 MADEP #M-NY068





Parsons Engineering  
40 La Riviere Drive, Suite 350  
Buffalo NY, 14202

Project: Sanborn Wells - VOCs Only  
Project Number: Monitoring Wells  
Project Manager: George W. Hermance

Reported:  
01/21/08 11:59

**ANALYTICAL REPORT FOR SAMPLES**

Sample ID	Laboratory ID	Matrix	Date Sampled	Date Received
Field Dup #1	8A08003-01	Water	01/07/08 00:00	01/08/08 08:10
B-8	8A08003-02	Water	01/07/08 14:15	01/08/08 08:10
B-9	8A08003-03	Water	01/07/08 13:25	01/08/08 08:10
PW-3	8A08003-04	Water	01/07/08 11:00	01/08/08 08:10
B-19	8A08003-05	Water	01/07/08 12:45	01/08/08 08:10
P-4	8A08003-06	Water	01/07/08 10:10	01/08/08 08:10
P-3	8A08003-07	Water	01/07/08 10:00	01/08/08 08:10
PW-1	8A08003-08	Water	01/07/08 09:45	01/08/08 08:10
P-2	8A08003-09	Water	01/07/08 09:30	01/08/08 08:10
B-17	8A08003-10	Water	01/07/08 14:40	01/08/08 08:10
Trip Blank	8A08003-11	Water	01/07/08 00:00	01/08/08 08:10

Parsons Engineering  
40 La Riviere Drive, Suite 350  
Buffalo NY, 14202

Project: Sanborn Wells - VOCs Only  
Project Number: Monitoring Wells  
Project Manager: George W. Hermance

Reported:  
01/21/08 11:59

**Volatile Organic Compounds by EPA Method 8260B**  
**Waste Stream Technology Inc.**

Analyte	Result	Reporting Limit	Units	Dilution	Batch	Prepared	Analyzed	Method	Notes
Field Dup #1 (8A08003-01) Water Sampled: 01/07/08 00:00 Received: 01/08/08 08:10									
dichlorodifluoromethane	ND	10	ug/l	1	AA81006	01/10/08	01/10/08	EPA 8260B	U
chloromethane	ND	10	"	"	"	"	"	"	U
vinyl chloride	ND	10	"	"	"	"	"	"	U
bromomethane	ND	10	"	"	"	"	"	"	U
chloroethane	ND	10	"	"	"	"	"	"	U
trichlorofluoromethane	ND	10	"	"	"	"	"	"	U
1,1-dichloroethene	ND	5	"	"	"	"	"	"	U
methylene chloride	ND	10	"	"	"	"	"	"	U
trans-1,2-dichloroethene	10	5	"	"	"	"	"	"	U
1,1-dichloroethane	15	5	"	"	"	"	"	"	
cis-1,2-dichloroethene	649	5	"	"	"	"	"	"	
chloroform	ND	5	"	"	"	"	"	"	U
1,1,1-trichloroethane	8	5	"	"	"	"	"	"	
carbon tetrachloride	ND	5	"	"	"	"	"	"	U
1,2-dichloroethane	ND	5	"	"	"	"	"	"	U
trichloroethene	571	5	"	"	"	"	"	"	
1,2-dichloropropane	ND	5	"	"	"	"	"	"	U
bromodichloromethane	ND	5	"	"	"	"	"	"	U
Dibromomethane	ND	5	"	"	"	"	"	"	U
2-chloroethylvinyl ether	ND	50	"	"	"	"	"	"	U
cis-1,3-dichloropropene	ND	5	"	"	"	"	"	"	U
trans-1,3-dichloropropene	ND	5	"	"	"	"	"	"	U
1,1,2-trichloroethane	ND	5	"	"	"	"	"	"	U
tetrachloroethene	ND	5	"	"	"	"	"	"	U
dibromochloromethane	ND	5	"	"	"	"	"	"	U
chlorobenzene	ND	5	"	"	"	"	"	"	U
1,1,1,2-tetrachloroethane	ND	5	"	"	"	"	"	"	U
bromoform	ND	5	"	"	"	"	"	"	U
1,1,2,2-tetrachloroethane	ND	5	"	"	"	"	"	"	U
bromobenzene	ND	5	"	"	"	"	"	"	U
1,2,3-trichloropropane	ND	5	"	"	"	"	"	"	U
1,3-dichlorobenzene	ND	5	"	"	"	"	"	"	U
1,4-dichlorobenzene	ND	5	"	"	"	"	"	"	U
1,2-dichlorobenzene	ND	5	"	"	"	"	"	"	U
Benzyl chloride (as TIC)	ND	50	"	"	"	"	"	"	U
Surrogate: 1,2-Dichloroethane-d4	88.8 %	74-117			"	"	"	"	
Surrogate: Toluene-d8	94.0 %	82-123			"	"	"	"	
Surrogate: Bromofluorobenzene	103 %	85-123			"	"	"	"	

Parsons Engineering  
40 La Riviere Drive, Suite 350  
Buffalo NY, 14202

Project: Sanborn Wells - VOCs Only  
Project Number: Monitoring Wells  
Project Manager: George W. Hermance

Reported:  
01/21/08 11:59

**Volatile Organic Compounds by EPA Method 8260B**  
**Waste Stream Technology Inc.**

Analyte	Result	Reporting Limit	Units	Dilution	Batch	Prepared	Analyzed	Method	Notes
<b>B-8 (8A08003-02RE1) Water Sampled: 01/07/08 14:15 Received: 01/08/08 08:10</b>									
dichlorodifluoromethane	ND	500	ug/l	1	AA81006	01/10/08	01/10/08	EPA 8260B	U
chloromethane	ND	500	"	"	"	"	"	"	U
vinyl chloride	ND	500	"	"	"	"	"	"	U
bromomethane	ND	500	"	"	"	"	"	"	U
chloroethane	ND	500	"	"	"	"	"	"	U
trichlorofluoromethane	ND	500	"	"	"	"	"	"	U
1,1-dichloroethene	ND	250	"	"	"	"	"	"	U
methylene chloride	500	500	"	"	"	"	"	"	
trans-1,2-dichloroethene	ND	250	"	"	"	"	"	"	U
1,1-dichloroethane	ND	250	"	"	"	"	"	"	U
cis-1,2-dichloroethene	1280	250	"	"	"	"	"	"	
chloroform	ND	250	"	"	"	"	"	"	U
1,1,1-trichloroethane	ND	250	"	"	"	"	"	"	U
carbon tetrachloride	ND	250	"	"	"	"	"	"	U
1,2-dichloroethane	ND	250	"	"	"	"	"	"	U
trichloroethene	30500	250	"	"	"	"	"	"	
1,2-dichloropropane	ND	250	"	"	"	"	"	"	U
bromodichloromethane	ND	250	"	"	"	"	"	"	U
Dibromomethane	ND	250	"	"	"	"	"	"	U
2-chloroethylvinyl ether	ND	2500	"	"	"	"	"	"	U
cis-1,3-dichloropropene	ND	250	"	"	"	"	"	"	U
trans-1,3-dichloropropene	ND	250	"	"	"	"	"	"	U
1,1,2-trichloroethane	ND	250	"	"	"	"	"	"	U
tetrachloroethene	ND	250	"	"	"	"	"	"	U
dibromochloromethane	ND	250	"	"	"	"	"	"	U
chlorobenzene	ND	250	"	"	"	"	"	"	U
1,1,1,2-tetrachloroethane	ND	250	"	"	"	"	"	"	U
bromoform	ND	250	"	"	"	"	"	"	U
1,1,2,2-tetrachloroethane	ND	250	"	"	"	"	"	"	U
bromobenzene	ND	250	"	"	"	"	"	"	U
1,2,3-trichloropropane	ND	250	"	"	"	"	"	"	U
1,3-dichlorobenzene	ND	250	"	"	"	"	"	"	U
1,4-dichlorobenzene	ND	250	"	"	"	"	"	"	U
1,2-dichlorobenzene	ND	250	"	"	"	"	"	"	U
Benzyl chloride (as TIC)	ND	2500	"	"	"	"	"	"	U
Surrogate: 1,2-Dichloroethane-d4		101 %	74-117		"	"	"	"	
Surrogate: Toluene-d8		94.8 %	82-123		"	"	"	"	
Surrogate: Bromofluorobenzene		103 %	85-123		"	"	"	"	

Waste Stream Technology Inc.

The results in this report apply to the samples analyzed in accordance with the chain of custody document. This analytical report must be reproduced in its entirety.

Parsons Engineering  
40 La Riviere Drive, Suite 350  
Buffalo NY, 14202

Project: Sanborn Wells - VOCs Only  
Project Number: Monitoring Wells  
Project Manager: George W. Hermance

Reported:  
01/21/08 11:59

**Volatile Organic Compounds by EPA Method 8260B**  
**Waste Stream Technology Inc.**

Analyte	Result	Reporting Limit	Units	Dilution	Batch	Prepared	Analyzed	Method	Notes
<b>B-9 (8A08003-03) Water</b> Sampled: 01/07/08 13:25 Received: 01/08/08 08:10									
dichlorodifluoromethane	ND	2	ug/l	1	AA81006	01/10/08	01/10/08	EPA 8260B	U
chloromethane	ND	2	"	"	"	"	"	"	U
vinyl chloride	ND	2	"	"	"	"	"	"	U
bromomethane	ND	2	"	"	"	"	"	"	U
chloroethane	ND	2	"	"	"	"	"	"	U
trichlorofluoromethane	ND	2	"	"	"	"	"	"	U
1,1-dichloroethene	ND	1	"	"	"	"	"	"	U
<b>methylene chloride</b>	<b>3</b>	<b>2</b>	<b>"</b>	<b>"</b>	<b>"</b>	<b>"</b>	<b>"</b>	<b>"</b>	<b>U</b>
trans-1,2-dichloroethene	ND	1	"	"	"	"	"	"	U
1,1-dichloroethane	ND	1	"	"	"	"	"	"	U
cis-1,2-dichloroethene	ND	1	"	"	"	"	"	"	U
chloroform	ND	1	"	"	"	"	"	"	U
1,1,1-trichloroethane	ND	1	"	"	"	"	"	"	U
carbon tetrachloride	ND	1	"	"	"	"	"	"	U
1,2-dichloroethane	ND	1	"	"	"	"	"	"	U
trichloroethene	ND	1	"	"	"	"	"	"	U
1,2-dichloropropane	ND	1	"	"	"	"	"	"	U
bromodichloromethane	ND	1	"	"	"	"	"	"	U
Dibromomethane	ND	1	"	"	"	"	"	"	U
2-chloroethylvinyl ether	ND	10	"	"	"	"	"	"	U
cis-1,3-dichloropropene	ND	1	"	"	"	"	"	"	U
trans-1,3-dichloropropene	ND	1	"	"	"	"	"	"	U
1,1,2-trichloroethane	ND	1	"	"	"	"	"	"	U
tetrachloroethene	ND	1	"	"	"	"	"	"	U
dibromochloromethane	ND	1	"	"	"	"	"	"	U
chlorobenzene	ND	1	"	"	"	"	"	"	U
1,1,1,2-tetrachloroethane	ND	1	"	"	"	"	"	"	U
bromoform	ND	1	"	"	"	"	"	"	U
1,1,2,2-tetrachloroethane	ND	1	"	"	"	"	"	"	U
bromobenzene	ND	1	"	"	"	"	"	"	U
1,2,3-trichloropropane	ND	1	"	"	"	"	"	"	U
1,3-dichlorobenzene	ND	1	"	"	"	"	"	"	U
1,4-dichlorobenzene	ND	1	"	"	"	"	"	"	U
1,2-dichlorobenzene	ND	1	"	"	"	"	"	"	U
Benzyl chloride (as TIC)	ND	10	"	"	"	"	"	"	U
Surrogate: 1,2-Dichloroethane-d4	94.6 %	74-117			"	"	"	"	
Surrogate: Toluene-d8	94.6 %	82-123			"	"	"	"	
Surrogate: Bromofluorobenzene	105 %	85-123			"	"	"	"	

Waste Stream Technology Inc.

The results in this report apply to the samples analyzed in accordance with the chain of custody document. This analytical report must be reproduced in its entirety.

Parsons Engineering  
40 La Riviere Drive, Suite 350  
Buffalo NY, 14202

Project: Sanborn Wells - VOCs Only  
Project Number: Monitoring Wells  
Project Manager: George W. Hermance

Reported:  
01/21/08 11:59

**Volatile Organic Compounds by EPA Method 8260B**  
**Waste Stream Technology Inc.**

Analyte	Result	Reporting Limit	Units	Dilution	Batch	Prepared	Analyzed	Method	Notes
<b>PW-3 (8A08003-04RE1) Water</b> <b>Sampled: 01/07/08 11:00</b> <b>Received: 01/08/08 08:10</b>									
dichlorodifluoromethane	ND	10	ug/l	1	AA81006	01/10/08	01/10/08	EPA 8260B	U
chloromethane	ND	10	"	"	"	"	"	"	U
<b>vinyl chloride</b>	<b>24</b>	10	"	"	"	"	"	"	
bromomethane	ND	10	"	"	"	"	"	"	U
chloroethane	ND	10	"	"	"	"	"	"	U
trichlorofluoromethane	ND	10	"	"	"	"	"	"	U
1,1-dichloroethene	ND	5	"	"	"	"	"	"	U
methylene chloride	ND	10	"	"	"	"	"	"	U
trans-1,2-dichloroethene	ND	5	"	"	"	"	"	"	U
1,1-dichloroethane	ND	5	"	"	"	"	"	"	U
<b>cis-1,2-dichloroethene</b>	<b>849</b>	5	"	"	"	"	"	"	
chloroform	ND	5	"	"	"	"	"	"	U
1,1,1-trichloroethane	ND	5	"	"	"	"	"	"	U
carbon tetrachloride	ND	5	"	"	"	"	"	"	U
1,2-dichloroethane	ND	5	"	"	"	"	"	"	U
<b>trichloroethene</b>	<b>362</b>	5	"	"	"	"	"	"	
1,2-dichloropropane	ND	5	"	"	"	"	"	"	U
bromodichloromethane	ND	5	"	"	"	"	"	"	U
Dibromomethane	ND	5	"	"	"	"	"	"	U
2-chloroethylvinyl ether	ND	50	"	"	"	"	"	"	U
cis-1,3-dichloropropene	ND	5	"	"	"	"	"	"	U
trans-1,3-dichloropropene	ND	5	"	"	"	"	"	"	U
1,1,2-trichloroethane	ND	5	"	"	"	"	"	"	U
tetrachloroethene	ND	5	"	"	"	"	"	"	U
dibromochloromethane	ND	5	"	"	"	"	"	"	U
chlorobenzene	ND	5	"	"	"	"	"	"	U
1,1,1,2-tetrachloroethane	ND	5	"	"	"	"	"	"	U
bromoform	ND	5	"	"	"	"	"	"	U
1,1,2,2-tetrachloroethane	ND	5	"	"	"	"	"	"	U
bromobenzene	ND	5	"	"	"	"	"	"	U
1,2,3-trichloropropane	ND	5	"	"	"	"	"	"	U
1,3-dichlorobenzene	ND	5	"	"	"	"	"	"	U
1,4-dichlorobenzene	ND	5	"	"	"	"	"	"	U
1,2-dichlorobenzene	ND	5	"	"	"	"	"	"	U
Benzyl chloride (as TIC)	ND	50	"	"	"	"	"	"	U
<i>Surrogate: 1,2-Dichloroethane-d4</i>		93.1 %	74-117		"	"	"	"	
<i>Surrogate: Toluene-d8</i>		94.9 %	82-123		"	"	"	"	
<i>Surrogate: Bromofluorobenzene</i>		107 %	85-123		"	"	"	"	

Parsons Engineering  
40 La Riviere Drive, Suite 350  
Buffalo NY, 14202

Project: Sanborn Wells - VOCs Only  
Project Number: Monitoring Wells  
Project Manager: George W. Hermance

Reported:  
01/21/08 11:59

**Volatile Organic Compounds by EPA Method 8260B**  
**Waste Stream Technology Inc.**

Analyte	Result	Reporting Limit	Units	Dilution	Batch	Prepared	Analyzed	Method	Notes
<b>B-19 (8A08003-05) Water Sampled: 01/07/08 12:45 Received: 01/08/08 08:10</b>									
dichlorodifluoromethane	ND	2	ug/l	1	AA81006	01/10/08	01/10/08	EPA 8260B	U
chloromethane	ND	2	"	"	"	"	"	"	U
vinyl chloride	ND	2	"	"	"	"	"	"	U
bromomethane	ND	2	"	"	"	"	"	"	U
chloroethane	ND	2	"	"	"	"	"	"	U
trichlorofluoromethane	ND	2	"	"	"	"	"	"	U
1,1-dichloroethene	ND	1	"	"	"	"	"	"	U
<b>methylene chloride</b>	<b>2</b>	<b>2</b>	"	"	"	"	"	"	
trans-1,2-dichloroethene	ND	1	"	"	"	"	"	"	U
1,1-dichloroethane	ND	1	"	"	"	"	"	"	U
cis-1,2-dichloroethene	<b>3</b>	<b>1</b>	"	"	"	"	"	"	
chloroform	ND	1	"	"	"	"	"	"	U
1,1,1-trichloroethane	ND	1	"	"	"	"	"	"	U
carbon tetrachloride	ND	1	"	"	"	"	"	"	U
1,2-dichloroethane	ND	1	"	"	"	"	"	"	U
trichloroethene	ND	1	"	"	"	"	"	"	U
1,2-dichloropropane	ND	1	"	"	"	"	"	"	U
bromodichloromethane	ND	1	"	"	"	"	"	"	U
Dibromomethane	ND	1	"	"	"	"	"	"	U
2-chloroethylvinyl ether	ND	10	"	"	"	"	"	"	U
cis-1,3-dichloropropene	ND	1	"	"	"	"	"	"	U
trans-1,3-dichloropropene	ND	1	"	"	"	"	"	"	U
1,1,2-trichloroethane	ND	1	"	"	"	"	"	"	U
tetrachloroethene	ND	1	"	"	"	"	"	"	U
dibromochloromethane	ND	1	"	"	"	"	"	"	U
chlorobenzene	ND	1	"	"	"	"	"	"	U
1,1,1,2-tetrachloroethane	ND	1	"	"	"	"	"	"	U
bromoform	ND	1	"	"	"	"	"	"	U
1,1,2,2-tetrachloroethane	ND	1	"	"	"	"	"	"	U
bromobenzene	ND	1	"	"	"	"	"	"	U
1,2,3-trichloropropane	ND	1	"	"	"	"	"	"	U
1,3-dichlorobenzene	ND	1	"	"	"	"	"	"	U
1,4-dichlorobenzene	ND	1	"	"	"	"	"	"	U
1,2-dichlorobenzene	ND	1	"	"	"	"	"	"	U
Benzyl chloride (as TIC)	ND	10	"	"	"	"	"	"	U
Surrogate: 1,2-Dichloroethane-d4	91.2 %		74-117		"	"	"	"	
Surrogate: Toluene-d8	96.0 %		82-123		"	"	"	"	
Surrogate: Bromofluorobenzene	101 %		85-123		"	"	"	"	

Parsons Engineering  
40 La Riviere Drive, Suite 350  
Buffalo NY, 14202

Project: Sanborn Wells - VOCs Only  
Project Number: Monitoring Wells  
Project Manager: George W. Hermance

Reported:  
01/21/08 11:59

**Volatile Organic Compounds by EPA Method 8260B**  
**Waste Stream Technology Inc.**

Analyte	Result	Reporting Limit	Units	Dilution	Batch	Prepared	Analyzed	Method	Notes
<b>P-4 (8A08003-06) Water Sampled: 01/07/08 10:10 Received: 01/08/08 08:10</b>									
dichlorodifluoromethane	ND	10	ug/l	1	AA81006	01/10/08	01/10/08	EPA 8260B	U
chloromethane	ND	10	"	"	"	"	"	"	U
vinyl chloride	ND	10	"	"	"	"	"	"	U
bromomethane	ND	10	"	"	"	"	"	"	U
chloroethane	ND	10	"	"	"	"	"	"	U
trichlorofluoromethane	ND	10	"	"	"	"	"	"	U
1,1-dichloroethene	ND	5	"	"	"	"	"	"	U
methylene chloride	22	10	"	"	"	"	"	"	
trans-1,2-dichloroethene	10	5	"	"	"	"	"	"	
1,1-dichloroethane	15	5	"	"	"	"	"	"	
cis-1,2-dichloroethene	689	5	"	"	"	"	"	"	
chloroform	ND	5	"	"	"	"	"	"	U
1,1,1-trichloroethane	8	5	"	"	"	"	"	"	
carbon tetrachloride	ND	5	"	"	"	"	"	"	U
1,2-dichloroethane	ND	5	"	"	"	"	"	"	U
trichloroethene	601	5	"	"	"	"	"	"	
1,2-dichloropropane	ND	5	"	"	"	"	"	"	U
bromodichloromethane	ND	5	"	"	"	"	"	"	U
Dibromomethane	ND	5	"	"	"	"	"	"	U
2-chloroethylvinyl ether	ND	50	"	"	"	"	"	"	U
cis-1,3-dichloropropene	ND	5	"	"	"	"	"	"	U
trans-1,3-dichloropropene	ND	5	"	"	"	"	"	"	U
1,1,2-trichloroethane	ND	5	"	"	"	"	"	"	U
tetrachloroethene	ND	5	"	"	"	"	"	"	U
dibromochloromethane	ND	5	"	"	"	"	"	"	U
chlorobenzene	ND	5	"	"	"	"	"	"	U
1,1,1,2-tetrachloroethane	ND	5	"	"	"	"	"	"	U
bromoform	ND	5	"	"	"	"	"	"	U
1,1,2,2-tetrachloroethane	ND	5	"	"	"	"	"	"	U
bromobenzene	ND	5	"	"	"	"	"	"	U
1,2,3-trichloropropane	ND	5	"	"	"	"	"	"	U
1,3-dichlorobenzene	ND	5	"	"	"	"	"	"	U
1,4-dichlorobenzene	ND	5	"	"	"	"	"	"	U
1,2-dichlorobenzene	ND	5	"	"	"	"	"	"	U
Benzyl chloride (as TIC)	ND	50	"	"	"	"	"	"	U
Surrogate: 1,2-Dichloroethane-d4		95.8 %	74-117		"	"	"	"	
Surrogate: Toluene-d8		91.7 %	82-123		"	"	"	"	
Surrogate: Bromofluorobenzene		104 %	85-123		"	"	"	"	

Waste Stream Technology Inc.

The results in this report apply to the samples analyzed in accordance with the chain of custody document. This analytical report must be reproduced in its entirety.

Parsons Engineering  
40 La Riviere Drive, Suite 350  
Buffalo NY, 14202

Project: Sanborn Wells - VOCs Only  
Project Number: Monitoring Wells  
Project Manager: George W. Hermance

Reported:  
01/21/08 11:59

**Volatile Organic Compounds by EPA Method 8260B**  
**Waste Stream Technology Inc.**

Analyte	Result	Reporting Limit	Units	Dilution	Batch	Prepared	Analyzed	Method	Notes
<b>P-3 (8A08003-07) Water Sampled: 01/07/08 10:00 Received: 01/08/08 08:10</b>									
dichlorodifluoromethane	ND	2	ug/l	1	AA81006	01/10/08	01/10/08	EPA 8260B	U
chloromethane	ND	2	"	"	"	"	"	"	U
vinyl chloride	ND	2	"	"	"	"	"	"	U
bromomethane	ND	2	"	"	"	"	"	"	U
chloroethane	ND	2	"	"	"	"	"	"	U
trichlorofluoromethane	ND	2	"	"	"	"	"	"	U
1,1-dichloroethene	ND	1	"	"	"	"	"	"	U
methylene chloride	ND	2	"	"	"	"	"	"	U
trans-1,2-dichloroethene	1	1	"	"	"	"	"	"	
1,1-dichloroethane	ND	1	"	"	"	"	"	"	U
cis-1,2-dichloroethene	25	1	"	"	"	"	"	"	
chloroform	ND	1	"	"	"	"	"	"	U
1,1,1-trichloroethane	ND	1	"	"	"	"	"	"	U
carbon tetrachloride	ND	1	"	"	"	"	"	"	U
1,2-dichloroethane	ND	1	"	"	"	"	"	"	U
trichloroethene	ND	1	"	"	"	"	"	"	U
1,2-dichloropropane	ND	1	"	"	"	"	"	"	U
bromodichloromethane	ND	1	"	"	"	"	"	"	U
Dibromomethane	ND	1	"	"	"	"	"	"	U
2-chloroethylvinyl ether	ND	10	"	"	"	"	"	"	U
cis-1,3-dichloropropene	ND	1	"	"	"	"	"	"	U
trans-1,3-dichloropropene	ND	1	"	"	"	"	"	"	U
1,1,2-trichloroethane	ND	1	"	"	"	"	"	"	U
tetrachloroethene	ND	1	"	"	"	"	"	"	U
dibromochloromethane	ND	1	"	"	"	"	"	"	U
chlorobenzene	ND	1	"	"	"	"	"	"	U
1,1,1,2-tetrachloroethane	ND	1	"	"	"	"	"	"	U
bromoform	ND	1	"	"	"	"	"	"	U
1,1,2,2-tetrachloroethane	ND	1	"	"	"	"	"	"	U
bromobenzene	ND	1	"	"	"	"	"	"	U
1,2,3-trichloropropane	ND	1	"	"	"	"	"	"	U
1,3-dichlorobenzene	ND	1	"	"	"	"	"	"	U
1,4-dichlorobenzene	ND	1	"	"	"	"	"	"	U
1,2-dichlorobenzene	ND	1	"	"	"	"	"	"	U
Benzyl chloride (as TIC)	ND	10	"	"	"	"	"	"	U
Surrogate: 1,2-Dichloroethane-d4		95.3 %	74-117		"	"	"	"	
Surrogate: Toluene-d8		90.8 %	82-123		"	"	"	"	
Surrogate: Bromofluorobenzene		99.0 %	85-123		"	"	"	"	



Parsons Engineering  
40 La Riviere Drive, Suite 350  
Buffalo NY, 14202

Project: Sanborn Wells - VOCs Only  
Project Number: Monitoring Wells  
Project Manager: George W. Hermance

Reported:  
01/21/08 11:59

**Volatile Organic Compounds by EPA Method 8260B**  
**Waste Stream Technology Inc.**

Analyte	Result	Reporting Limit	Units	Dilution	Batch	Prepared	Analyzed	Method	Notes
<b>PW-1 (8A08003-08) Water</b> <b>Sampled: 01/07/08 09:45</b> <b>Received: 01/08/08 08:10</b>									
dichlorodifluoromethane	ND	20	ug/l	1	AA81006	01/10/08	01/10/08	EPA 8260B	U
chloromethane	ND	20	"	"	"	"	"	"	U
vinyl chloride	ND	20	"	"	"	"	"	"	U
bromomethane	ND	20	"	"	"	"	"	"	U
chloroethane	ND	20	"	"	"	"	"	"	U
trichlorofluoromethane	ND	20	"	"	"	"	"	"	U
1,1-dichloroethene	ND	10	"	"	"	"	"	"	U
<b>methylene chloride</b>	<b>31</b>	20	"	"	"	"	"	"	
trans-1,2-dichloroethene	ND	10	"	"	"	"	"	"	U
1,1-dichloroethane	ND	10	"	"	"	"	"	"	U
<b>cis-1,2-dichloroethene</b>	<b>84</b>	10	"	"	"	"	"	"	
chloroform	ND	10	"	"	"	"	"	"	U
1,1,1-trichloroethane	ND	10	"	"	"	"	"	"	U
carbon tetrachloride	ND	10	"	"	"	"	"	"	U
1,2-dichloroethane	ND	10	"	"	"	"	"	"	U
<b>trichloroethene</b>	<b>463</b>	10	"	"	"	"	"	"	
1,2-dichloropropane	ND	10	"	"	"	"	"	"	U
bromodichloromethane	ND	10	"	"	"	"	"	"	U
Dibromomethane	ND	10	"	"	"	"	"	"	U
2-chloroethylvinyl ether	ND	100	"	"	"	"	"	"	U
cis-1,3-dichloropropene	ND	10	"	"	"	"	"	"	U
trans-1,3-dichloropropene	ND	10	"	"	"	"	"	"	U
1,1,2-trichloroethane	ND	10	"	"	"	"	"	"	U
tetrachloroethene	ND	10	"	"	"	"	"	"	U
dibromochloromethane	ND	10	"	"	"	"	"	"	U
chlorobenzene	ND	10	"	"	"	"	"	"	U
1,1,1,2-tetrachloroethane	ND	10	"	"	"	"	"	"	U
bromoform	ND	10	"	"	"	"	"	"	U
1,1,2,2-tetrachloroethane	ND	10	"	"	"	"	"	"	U
bromobenzene	ND	10	"	"	"	"	"	"	U
1,2,3-trichloropropane	ND	10	"	"	"	"	"	"	U
1,3-dichlorobenzene	ND	10	"	"	"	"	"	"	U
1,4-dichlorobenzene	ND	10	"	"	"	"	"	"	U
1,2-dichlorobenzene	ND	10	"	"	"	"	"	"	U
Benzyl chloride (as TIC)	ND	100	"	"	"	"	"	"	U
<i>Surrogate: 1,2-Dichloroethane-d4</i>		90.5 %	74-117		"	"	"	"	
<i>Surrogate: Toluene-d8</i>		92.6 %	82-123		"	"	"	"	
<i>Surrogate: Bromofluorobenzene</i>		102 %	85-123		"	"	"	"	

Waste Stream Technology Inc.

*The results in this report apply to the samples analyzed in accordance with the chain of custody document. This analytical report must be reproduced in its entirety.*

Parsons Engineering  
40 La Riviere Drive, Suite 350  
Buffalo NY, 14202

Project: Sanborn Wells - VOCs Only  
Project Number: Monitoring Wells  
Project Manager: George W. Hermance

Reported:  
01/21/08 11:59

**Volatile Organic Compounds by EPA Method 8260B**  
**Waste Stream Technology Inc.**

Analyte	Result	Reporting Limit	Units	Dilution	Batch	Prepared	Analyzed	Method	Notes
<b>P-2 (8A08003-09) Water</b> <b>Sampled: 01/07/08 09:30</b> <b>Received: 01/08/08 08:10</b>									
dichlorodifluoromethane	ND	50	ug/l	1	AA81006	01/10/08	01/10/08	EPA 8260B	U
chloromethane	ND	50	"	"	"	"	"	"	U
vinyl chloride	ND	50	"	"	"	"	"	"	U
bromomethane	ND	50	"	"	"	"	"	"	U
chloroethane	ND	50	"	"	"	"	"	"	U
trichlorofluoromethane	ND	50	"	"	"	"	"	"	U
1,1-dichloroethene	ND	25	"	"	"	"	"	"	U
<b>methylene chloride</b>	<b>86</b>	<b>50</b>	"	"	"	"	"	"	
trans-1,2-dichloroethene	ND	25	"	"	"	"	"	"	U
<b>1,1-dichloroethane</b>	<b>86</b>	<b>25</b>	"	"	"	"	"	"	
<b>cis-1,2-dichloroethene</b>	<b>629</b>	<b>25</b>	"	"	"	"	"	"	
chloroform	ND	25	"	"	"	"	"	"	U
<b>1,1,1-trichloroethane</b>	<b>722</b>	<b>25</b>	"	"	"	"	"	"	
carbon tetrachloride	ND	25	"	"	"	"	"	"	U
1,2-dichloroethane	ND	25	"	"	"	"	"	"	U
<b>trichloroethene</b>	<b>524</b>	<b>25</b>	"	"	"	"	"	"	
1,2-dichloropropane	ND	25	"	"	"	"	"	"	U
bromodichloromethane	ND	25	"	"	"	"	"	"	U
Dibromomethane	ND	25	"	"	"	"	"	"	U
2-chloroethylvinyl ether	ND	250	"	"	"	"	"	"	U
cis-1,3-dichloropropene	ND	25	"	"	"	"	"	"	U
trans-1,3-dichloropropene	ND	25	"	"	"	"	"	"	U
1,1,2-trichloroethane	ND	25	"	"	"	"	"	"	U
tetrachloroethene	ND	25	"	"	"	"	"	"	U
dibromochloromethane	ND	25	"	"	"	"	"	"	U
chlorobenzene	ND	25	"	"	"	"	"	"	U
1,1,1,2-tetrachloroethane	ND	25	"	"	"	"	"	"	U
bromoform	ND	25	"	"	"	"	"	"	U
1,1,2,2-tetrachloroethane	ND	25	"	"	"	"	"	"	U
bromobenzene	ND	25	"	"	"	"	"	"	U
1,2,3-trichloropropane	ND	25	"	"	"	"	"	"	U
1,3-dichlorobenzene	ND	25	"	"	"	"	"	"	U
1,4-dichlorobenzene	ND	25	"	"	"	"	"	"	U
1,2-dichlorobenzene	ND	25	"	"	"	"	"	"	U
Benzyl chloride (as TIC)	ND	250	"	"	"	"	"	"	U
<i>Surrogate: 1,2-Dichloroethane-d4</i>		<i>92.8 %</i>	<i>74-117</i>		<i>"</i>	<i>"</i>	<i>"</i>	<i>"</i>	
<i>Surrogate: Toluene-d8</i>		<i>94.8 %</i>	<i>82-123</i>		<i>"</i>	<i>"</i>	<i>"</i>	<i>"</i>	
<i>Surrogate: Bromofluorobenzene</i>		<i>105 %</i>	<i>85-123</i>		<i>"</i>	<i>"</i>	<i>"</i>	<i>"</i>	

Waste Stream Technology Inc.

*The results in this report apply to the samples analyzed in accordance with the chain of custody document. This analytical report must be reproduced in its entirety.*

Parsons Engineering  
40 La Riviere Drive, Suite 350  
Buffalo NY, 14202

Project: Sanborn Wells - VOCs Only  
Project Number: Monitoring Wells  
Project Manager: George W. Hermance

Reported:  
01/21/08 11:59

**Volatile Organic Compounds by EPA Method 8260B**  
**Waste Stream Technology Inc.**

Analyte	Result	Reporting Limit	Units	Dilution	Batch	Prepared	Analyzed	Method	Notes
<b>B-17 (8A08003-10) Water Sampled: 01/07/08 14:40 Received: 01/08/08 08:10</b>									
dichlorodifluoromethane	ND	200	ug/l	1	AA81006	01/10/08	01/10/08	EPA 8260B	U
chloromethane	ND	200	"	"	"	"	"	"	U
vinyl chloride	718	200	"	"	"	"	"	"	
bromomethane	ND	200	"	"	"	"	"	"	U
chloroethane	ND	200	"	"	"	"	"	"	U
trichlorofluoromethane	ND	200	"	"	"	"	"	"	U
1,1-dichloroethene	ND	100	"	"	"	"	"	"	U
methylene chloride	350	200	"	"	"	"	"	"	
trans-1,2-dichloroethene	ND	100	"	"	"	"	"	"	U
1,1-dichloroethane	129	100	"	"	"	"	"	"	
cis-1,2-dichloroethene	4910	100	"	"	"	"	"	"	
chloroform	ND	100	"	"	"	"	"	"	U
1,1,1-trichloroethane	ND	100	"	"	"	"	"	"	U
carbon tetrachloride	ND	100	"	"	"	"	"	"	U
1,2-dichloroethane	ND	100	"	"	"	"	"	"	U
trichloroethene	3070	100	"	"	"	"	"	"	
1,2-dichloropropane	ND	100	"	"	"	"	"	"	U
bromodichloromethane	ND	100	"	"	"	"	"	"	U
Dibromomethane	ND	100	"	"	"	"	"	"	U
2-chloroethylvinyl ether	ND	1000	"	"	"	"	"	"	U
cis-1,3-dichloropropene	ND	100	"	"	"	"	"	"	U
trans-1,3-dichloropropene	ND	100	"	"	"	"	"	"	U
1,1,2-trichloroethane	ND	100	"	"	"	"	"	"	U
tetrachloroethene	ND	100	"	"	"	"	"	"	U
dibromochloromethane	ND	100	"	"	"	"	"	"	U
chlorobenzene	ND	100	"	"	"	"	"	"	U
1,1,1,2-tetrachloroethane	ND	100	"	"	"	"	"	"	U
bromoform	ND	100	"	"	"	"	"	"	U
1,1,2,2-tetrachloroethane	ND	100	"	"	"	"	"	"	U
bromobenzene	ND	100	"	"	"	"	"	"	U
1,2,3-trichloropropane	ND	100	"	"	"	"	"	"	U
1,3-dichlorobenzene	ND	100	"	"	"	"	"	"	U
1,4-dichlorobenzene	ND	100	"	"	"	"	"	"	U
1,2-dichlorobenzene	ND	100	"	"	"	"	"	"	U
Benzyl chloride (as TIC)	ND	1000	"	"	"	"	"	"	U
Surrogate: 1,2-Dichloroethane-d4	98.7 %	74-117			"	"	"	"	
Surrogate: Toluene-d8	94.6 %	82-123			"	"	"	"	
Surrogate: Bromofluorobenzene	102 %	85-123			"	"	"	"	

Waste Stream Technology Inc.

The results in this report apply to the samples analyzed in accordance with the chain of custody document. This analytical report must be reproduced in its entirety.

Parsons Engineering  
40 La Riviere Drive, Suite 350  
Buffalo NY, 14202

Project: Sanborn Wells - VOCs Only  
Project Number: Monitoring Wells  
Project Manager: George W. Hermance

Reported:  
01/21/08 11:59

**Volatile Organic Compounds by EPA Method 8260B**  
**Waste Stream Technology Inc.**

Analyte	Result	Reporting Limit	Units	Dilution	Batch	Prepared	Analyzed	Method	Notes
<b>Trip Blank (8A08003-11) Water</b> <b>Sampled: 01/07/08 00:00</b> <b>Received: 01/08/08 08:10</b>									
dichlorodifluoromethane	ND	2	ug/l	1	AA81006	01/10/08	01/10/08	EPA 8260B	U
chloromethane	ND	2	"	"	"	"	"	"	U
vinyl chloride	ND	2	"	"	"	"	"	"	U
bromomethane	ND	2	"	"	"	"	"	"	U
chloroethane	ND	2	"	"	"	"	"	"	U
trichlorofluoromethane	ND	2	"	"	"	"	"	"	U
1,1-dichloroethene	ND	1	"	"	"	"	"	"	U
<b>methylene chloride</b>	<b>5</b>	<b>2</b>	<b>"</b>	<b>"</b>	<b>"</b>	<b>"</b>	<b>"</b>	<b>"</b>	
trans-1,2-dichloroethene	ND	1	"	"	"	"	"	"	U
1,1-dichloroethane	ND	1	"	"	"	"	"	"	U
cis-1,2-dichloroethene	ND	1	"	"	"	"	"	"	U
chloroform	ND	1	"	"	"	"	"	"	U
1,1,1-trichloroethane	ND	1	"	"	"	"	"	"	U
carbon tetrachloride	ND	1	"	"	"	"	"	"	U
1,2-dichloroethane	ND	1	"	"	"	"	"	"	U
trichloroethene	ND	1	"	"	"	"	"	"	U
1,2-dichloropropane	ND	1	"	"	"	"	"	"	U
bromodichloromethane	ND	1	"	"	"	"	"	"	U
Dibromomethane	ND	1	"	"	"	"	"	"	U
2-chloroethylvinyl ether	ND	10	"	"	"	"	"	"	U
cis-1,3-dichloropropene	ND	1	"	"	"	"	"	"	U
trans-1,3-dichloropropene	ND	1	"	"	"	"	"	"	U
1,1,2-trichloroethane	ND	1	"	"	"	"	"	"	U
tetrachloroethene	ND	1	"	"	"	"	"	"	U
dibromochloromethane	ND	1	"	"	"	"	"	"	U
chlorobenzene	ND	1	"	"	"	"	"	"	U
1,1,1,2-tetrachloroethane	ND	1	"	"	"	"	"	"	U
bromoform	ND	1	"	"	"	"	"	"	U
1,1,2,2-tetrachloroethane	ND	1	"	"	"	"	"	"	U
bromobenzene	ND	1	"	"	"	"	"	"	U
1,2,3-trichloropropane	ND	1	"	"	"	"	"	"	U
1,3-dichlorobenzene	ND	1	"	"	"	"	"	"	U
1,4-dichlorobenzene	ND	1	"	"	"	"	"	"	U
1,2-dichlorobenzene	ND	1	"	"	"	"	"	"	U
Benzyl chloride (as TIC)	ND	10	"	"	"	"	"	"	U
Surrogate: 1,2-Dichloroethane-d4		95.6 %	74-117		"	"	"	"	
Surrogate: Toluene-d8		93.5 %	82-123		"	"	"	"	
Surrogate: Bromofluorobenzene		109 %	85-123		"	"	"	"	

Parsons Engineering  
40 La Riviere Drive, Suite 350  
Buffalo NY, 14202

Project: Sanborn Wells - VOCs Only  
Project Number: Monitoring Wells  
Project Manager: George W. Hermance

Reported:  
01/21/08 11:59

**Volatile Organic Compounds by EPA Method 8260B - Quality Control**  
**Waste Stream Technology Inc.**

Analyte	Result	Reporting Limit	Units	Spike Level	Source Result	%REC	%REC Limits	RPD	RPD Limit	Notes
---------	--------	--------------------	-------	----------------	------------------	------	----------------	-----	--------------	-------

**Batch AA81006 - EPA 5030 Water MS**

Matrix Spike (AA81006-MS1)		Source: 8A08003-10		Prepared & Analyzed: 01/10/08						
dichlorodifluoromethane	1500	200	ug/l	2000	0.0	75.1	46-162			
chloromethane	1510	200	"	2000	0.0	75.7	37-135			
vinyl chloride	2270	200	"	2000	718	77.8	60-146			
bromomethane	1680	200	"	2000	0.0	84.2	24-161			
chloroethane	1750	200	"	2000	0.0	87.6	63-136			
trichlorofluoromethane	1680	200	"	2000	0.0	84.0	65-147			
1,1-dichloroethene	1890	100	"	2000	0.0	94.4	64-137			
methylene chloride	2190	200	"	2000	350	92.2	52-143			
trans-1,2-dichloroethene	1870	100	"	2000	0.0	93.4	74-131			
1,1-dichloroethane	2080	100	"	2000	129	97.3	67-128			
cis-1,2-dichloroethene	6790	100	"	2000	4910	94.2	76-120			
chloroform	1980	100	"	2000	0.0	99.0	79-118			
1,1,1-trichloroethane	2000	100	"	2000	0.0	99.8	72-126			
carbon tetrachloride	1740	100	"	2000	0.0	86.8	71-125			
1,2-dichloroethane	2040	100	"	2000	0.0	102	72-118			
trichloroethene	5000	100	"	2000	3070	96.7	59-133			
1,2-dichloropropane	1990	100	"	2000	0.0	99.3	77-109			
bromodichloromethane	1810	100	"	2000	0.0	90.4	78-117			
Dibromomethane	2060	100	"	2000	0.0	103	60-140			
2-chloroethylvinyl ether	1750	1000	"	2000	0.0	87.5	10-180			
cis-1,3-dichloropropene	1890	100	"	2000	0.0	94.4	72-113			
trans-1,3-dichloropropene	1800	100	"	2000	0.0	89.8	81-117			
1,1,2-trichloroethane	1940	100	"	2000	0.0	97.0	74-113			
tetrachloroethene	1960	100	"	2000	0.0	98.0	78-119			
tribromochloromethane	1710	100	"	2000	0.0	85.6	82-114			
chlorobenzene	2000	100	"	2000	0.0	100	81-112			
1,1,1,2-tetrachloroethane	1800	100	"	2000	0.0	90.0	73-112			
bromoform	1530	100	"	2000	0.0	76.6	73-118			
1,1,1,2,2-tetrachloroethane	1970	100	"	2000	0.0	98.5	65-126			
bromobenzene	2170	100	"	2000	0.0	108	80-115			
1,2,3-trichloropropane	1970	100	"	2000	0.0	98.3	68-124			
1,3-dichlorobenzene	1950	100	"	2000	0.0	97.4	86-111			
1,4-dichlorobenzene	2030	100	"	2000	0.0	101	81-114			
1,2-dichlorobenzene	2030	100	"	2000	0.0	102	82-116			
Surrogate: 1,2-Dichloroethane-d4	29.3		ng/ml	30.0		97.7	74-117			
Surrogate: Toluene-d8	28.2		"	30.0		94.0	82-123			
Surrogate: Bromofluorobenzene	30.2		"	30.0		101	85-123			

Waste Stream Technology Inc.

*The results in this report apply to the samples analyzed in accordance with the chain of custody document. This analytical report must be reproduced in its entirety.*

Parsons Engineering  
40 La Riviere Drive, Suite 350  
Buffalo NY, 14202

Project: Sanborn Wells - VOCs Only  
Project Number: Monitoring Wells  
Project Manager: George W. Hermance

Reported:  
01/21/08 11:59

**Volatile Organic Compounds by EPA Method 8260B - Quality Control**  
**Waste Stream Technology Inc.**

Analyte	Result	Reporting Limit	Units	Spike Level	Source Result	%REC	%REC Limits	RPD	RPD Limit	Notes
<b>Batch AA81006 - EPA 5030 Water MS</b>										
<b>Matrix Spike Dup (AA81006-MSD1)</b>		<b>Source: 8A08003-10</b>			<b>Prepared &amp; Analyzed: 01/10/08</b>					
dichlorodifluoromethane	1450	200	ug/l	2000	0.0	72.6	46-162	3.32	25	
chloromethane	1570	200	"	2000	0.0	78.7	37-135	3.89	25	
vinyl chloride	2270	200	"	2000	718	77.8	60-146	0.0440	25	
bromomethane	1710	200	"	2000	0.0	85.3	24-161	1.24	25	
chloroethane	1900	200	"	2000	0.0	94.8	63-136	7.89	25	
trichlorofluoromethane	1640	200	"	2000	0.0	82.0	65-147	2.47	25	
1,1-dichloroethene	1970	100	"	2000	0.0	98.7	64-137	4.45	25	
methylene chloride	2120	200	"	2000	350	88.3	52-143	3.57	25	
trans-1,2-dichloroethene	1910	100	"	2000	0.0	95.6	74-131	2.38	25	
1,1-dichloroethane	2020	100	"	2000	129	94.4	67-128	2.79	25	
cis-1,2-dichloroethene	6960	100	"	2000	4910	103	76-120	2.50	25	
chloroform	1980	100	"	2000	0.0	99.0	79-118	0.0505	25	
1,1,1-trichloroethane	2020	100	"	2000	0.0	101	72-126	1.05	25	
carbon tetrachloride	1830	100	"	2000	0.0	91.6	71-125	5.44	25	
1,2-dichloroethane	2080	100	"	2000	0.0	104	72-118	2.08	25	
trichloroethene	4900	100	"	2000	3070	91.7	59-133	2.02	25	
1,2-dichloropropane	2030	100	"	2000	0.0	102	77-109	2.29	25	
bromodichloromethane	1910	100	"	2000	0.0	95.4	78-117	5.38	25	
Dibromomethane	2100	100	"	2000	0.0	105	60-140	1.83	25	
2-chloroethylvinyl ether	1810	1000	"	2000	0.0	90.4	10-180	3.32	25	
cis-1,3-dichloropropene	1900	100	"	2000	0.0	95.0	72-113	0.634	25	
trans-1,3-dichloropropene	1810	100	"	2000	0.0	90.6	81-117	0.943	25	
1,1,2-trichloroethane	2020	100	"	2000	0.0	101	74-113	4.19	25	
tetrachloroethene	1980	100	"	2000	0.0	98.8	78-119	0.762	25	
dibromochloromethane	1770	100	"	2000	0.0	88.4	82-114	3.10	25	
chlorobenzene	2000	100	"	2000	0.0	99.8	81-112	0.200	25	
1,1,1,2-tetrachloroethane	1910	100	"	2000	0.0	95.4	73-112	5.88	25	
bromoform	1540	100	"	2000	0.0	76.8	73-118	0.196	25	
1,1,2,2-tetrachloroethane	2020	100	"	2000	0.0	101	65-126	2.75	25	
bromobenzene	2060	100	"	2000	0.0	103	80-115	4.82	25	
1,2,3-trichloropropane	2060	100	"	2000	0.0	103	68-124	4.52	25	
1,3-dichlorobenzene	2010	100	"	2000	0.0	101	86-111	3.23	25	
1,4-dichlorobenzene	2110	100	"	2000	0.0	105	81-114	3.87	25	
1,2-dichlorobenzene	2140	100	"	2000	0.0	107	82-116	4.99	25	
Surrogate: 1,2-Dichloroethane-d4	28.6		ng/ml	30.0		95.5	74-117			
Surrogate: Toluene-d8	28.6		"	30.0		95.3	82-123			
Surrogate: Bromofluorobenzene	30.9		"	30.0		103	85-123			

Waste Stream Technology Inc.

The results in this report apply to the samples analyzed in accordance with the chain of custody document. This analytical report must be reproduced in its entirety.

Parsons Engineering  
40 La Riviere Drive, Suite 350  
Buffalo NY, 14202

Project: Sanborn Wells - VOCs Only  
Project Number: Monitoring Wells  
Project Manager: George W. Hermance

Reported:  
01/21/08 11:59

### Notes and Definitions

U Analyte included in the analysis, but not detected  
DET Analyte DETECTED  
ND Analyte NOT DETECTED at or above the reporting limit  
NR Not Reported  
dry Sample results reported on a dry weight basis  
RPD Relative Percent Difference



Date: 1/7/68

Project Name: BP, Sanborn, NY  
BP E1 (GEM) (C) Portfolio  
BP Laboratory Contract Number: \_\_\_\_\_  
Requested Due Date (m/d/yyyy): \_\_\_\_\_

8A08003

On-site Time	Temp
Off-site Time	Temp
Sky Conditions	
Meteorological Events	
Wind Speed	Direction

Send To:		BP GEM Facility No:		Consultant Contractor:	
Lab Name:		BP GEM Facility Address		Parsons	
Lab Address:		Site ID No		Address: 40 Lafayette Dr. Suite 350	
Burlington, NY 14207		Site Lat Long:		Burlington, NY 14202	
Lab PM:		BP GEM PM Contact:		Consultant Contractor Project No:	
Suffern, NY		William Barber		Consultant Contractor Project No:	
Telephone:		Address:		Consultant Contractor Phone: 716 633-7074 633-7195	
716 876-5290		4850 E 49th Street ABC3-117		Consultant Contractor Name: George Hernandez	
Report Type & QC Level:		Covington Hqs. One 44125		Invoice to: Consultant Contractor or BP GEM (Circle one)	
BP GEM Account No:		Telephone:		BP GEM Work Release No:	
Lab Bottle Order No:		216 271-8038 271-8037			
Lab Bottle Order No:					
Matrix:		Preservatives:		Requested Analysis:	
Soil/Solid		Unpreserved			
Water/Liquid		H <sub>2</sub> SO <sub>4</sub>			
Sediments		HNO <sub>3</sub>			
Air		HCl			
Laboratory No:		No. of containers		Sample Point Lat/Long and Comments	
		Unpreserved			
		H <sub>2</sub> SO <sub>4</sub>			
		HNO <sub>3</sub>			
		HCl			
Item No.		Sample Description		Time	
1		Field Dig #1		1/4/5	
2		B-8		1/4/5	
3		B-9		1/3/5	
4		P-3		1/3/5	
5		B-19		12/4/5	
6		P-4		10/0	
7		P-3		10/5	
8		P-3-1		9/4/5	
9		P-2		9/3/5	
10		B-17		1/4/0	
Sample Name:		Richard Becker		Redeemed By: Attribution	
Sample Company:		U&M Enterprises		Date: 1/7/68	
Shipment Date:		1/7/68		Time: 1/7/68	
Shipment Method:		EST pickup		Shipped By: Attribution	
Shipment Tracking No:		1/7/68		Date: 1/7/68	
Special Instructions:				Time: 8:10	
Custody Seals in Place Yes		No		Temperature Blank Yes	
Cooler Temperature on Receipt 47.8 °C		Trip Blank Yes		No	

Distribution: White Copy - Laboratory / Yellow Copy - BP GEM / Pink Copy - Consultant/Manufacturer





Date: 1/7/05

Project Name: BP Seaborn NY  
BP Environmental Portfolio  
BP Laboratory Contract Number: \_\_\_\_\_  
Requested Due Date (month/day): \_\_\_\_\_

On-site Time	Temp
On-site Time	Temp
Site Coordinates	
Microchemical Analysis	
Wind Speed	Direction

8A08003

Page 2 of 2

Send To:		BP Environmental Services		Consultant Contractor: Parsons											
Lab Name:		WasteStream		Address: 40 LaRiviere Dr, Suite 350											
Lab Address:		402 Circle Street Buffalo, NY 14207		Buffalo, NY 14202											
Lab Phone:		Sully, Cheryl		Consultant Contractor Project No.											
Report Type & QC Level:		710 R76-5290		Consultant Contractor Tele Fax: Fax 716 633-7074 633-7193											
BP/CHM Account No.:		Address:		Consultant Contractor P.M. George Hernandez											
Lab Bottle Order No.:		216 271-8048 271-8937		Invoice to: Consultant/Contractor or BP/CHM (Circle one)											
Lab Bottle Order No.:		216 271-8048 271-8937		BP/CHM Work Release No.											
Item No.	Sample Description	Time	Matrix	Laboratory No.	No. of Containers	Preservatives				Requested Analysis				Sample Point Lat/Long and Comments	
						Unpreserved	H <sub>2</sub> SO <sub>4</sub>	HNO <sub>3</sub>	HCl						
1	B-17 WMS	1/4/0	✓		3	✓									
2	B-17 WMSD	1/4/0	✓		3	✓									
3	Trip Blank				3										
4															
5															
6															
7															
8															
9															
10															
Sampler's Name:		Richard Becken		Relinquished by / Affiliation		Date		Time		Accepted By / Affiliation		Date		Time	
Sampler's Company:		OEM Enterprises		Date		1/7/05		19:30		Accepted By / Affiliation		Date		Time	
Shipment Date:		1/7/05		Shipped Method:		1/8/05		8:00		Shipped Method:		1/8/05		8:10	
Shipment Tracking No.:															
Special Instructions:															
Closely Seals in Place Yes <input checked="" type="checkbox"/> No <input type="checkbox"/> Temperature Blank Yes <input type="checkbox"/> No <input checked="" type="checkbox"/> Cooler Temperature on Receipt 48 °F/C Trip Blank Yes <input checked="" type="checkbox"/> No <input type="checkbox"/>															

Distribution: White Copy - Laboratory / Yellow Copy - BP/CHM / Pink Copy - Consultant/Contractor

BP/CHM Rec. 1 2/5/05

10  
11  
12  
13  
14  
15  
16  
17  
18  
19  
20  
21  
22  
23  
24  
25  
26  
27  
28  
29  
30  
31  
32  
33  
34  
35  
36  
37  
38  
39  
40  
41  
42  
43  
44  
45  
46  
47  
48  
49  
50  
51  
52  
53  
54  
55  
56  
57  
58  
59  
60  
61  
62  
63  
64  
65  
66  
67  
68  
69  
70  
71  
72  
73  
74  
75  
76  
77  
78  
79  
80  
81  
82  
83  
84  
85  
86  
87  
88  
89  
90  
91  
92  
93  
94  
95  
96  
97  
98  
99  
100

**WASTE STREAM TECHNOLOGY, INC.**


302 Grote Street  
Buffalo, NY 14207  
(716) 876-5290

**Analytical Data Report**  
Report Date: 01/23/08  
Work Order Number: 8A10002

**Prepared For**  
George W. Hermance  
Parsons Engineering  
40 La Riviere Drive, Suite 350  
Buffalo, NY 14202  
Fax: (716) 541-0760  
Site: Monitoring Wells

Enclosed are the results of analyses for samples received by the laboratory on 01/10/08. If you have any questions concerning this report, please feel free to contact me.

Sincerely,



Brian S. Schepart, Ph.D., Laboratory Director

ENVIRONMENTAL LABORATORY ACCREDITATION CERTIFICATION NUMBERS  
NYSDOH ELAP #11179 NJDEPE #73977 PADEP #68757 CTDPH #PH-0306 MADEP #M-NY068



Waste Stream Technology Inc.

*The results in this report apply to the samples analyzed in accordance with the chain of custody document. This analytical report must be reproduced in its entirety.*

Parsons Engineering  
40 La Riviere Drive, Suite 350  
Buffalo NY, 14202

Project: Sanborn Wells - VOCs Only  
Project Number: Monitoring Wells  
Project Manager: George W. Hermance

Reported:  
01/23/08 17:04

### ANALYTICAL REPORT FOR SAMPLES

Sample ID	Laboratory ID	Matrix	Date Sampled	Date Received
B-22	8A10002-01	Water	01/09/08 11:20	01/10/08 08:15
B-21	8A10002-02	Water	01/09/08 12:15	01/10/08 08:15
B-28	8A10002-03	Water	01/09/08 10:40	01/10/08 08:15
B-38	8A10002-04	Water	01/09/08 09:56	01/10/08 08:15
B-41	8A10002-05	Water	01/09/08 14:00	01/10/08 08:15
B-40	8A10002-06	Water	01/09/08 15:00	01/10/08 08:15
Trip Blank	8A10002-07	Water	01/09/08 00:00	01/10/08 08:15

Parsons Engineering  
40 La Riviere Drive, Suite 350  
Buffalo NY, 14202

Project: Sanborn Wells - VOCs Only  
Project Number: Monitoring Wells  
Project Manager: George W. Hermance

Reported:  
01/23/08 17:04

**Volatile Organic Compounds by EPA Method 8260B**  
**Waste Stream Technology Inc.**

Analyte	Result	Reporting Limit	Units	Dilution	Batch	Prepared	Analyzed	Method	Notes
<b>B-22 (8A10002-01) Water Sampled: 01/09/08 11:20 Received: 01/10/08 08:15</b>									
dichlorodifluoromethane	ND	2	ug/l	1	AA81102	01/11/08	01/11/08	EPA 8260B	U
chloromethane	ND	2	"	"	"	"	"	"	U
vinyl chloride	3	2	"	"	"	"	"	"	
bromomethane	ND	2	"	"	"	"	"	"	U
chloroethane	ND	2	"	"	"	"	"	"	U
trichlorofluoromethane	ND	2	"	"	"	"	"	"	U
1,1-dichloroethene	ND	1	"	"	"	"	"	"	U
methylene chloride	ND	2	"	"	"	"	"	"	U
trans-1,2-dichloroethene	ND	1	"	"	"	"	"	"	U
1,1-dichloroethane	ND	1	"	"	"	"	"	"	U
cis-1,2-dichloroethene	17	1	"	"	"	"	"	"	
chloroform	ND	1	"	"	"	"	"	"	U
1,1,1-trichloroethane	ND	1	"	"	"	"	"	"	U
carbon tetrachloride	ND	1	"	"	"	"	"	"	U
1,2-dichloroethane	ND	1	"	"	"	"	"	"	U
trichloroethene	3	1	"	"	"	"	"	"	
1,2-dichloropropane	ND	1	"	"	"	"	"	"	U
bromodichloromethane	ND	1	"	"	"	"	"	"	U
Dibromomethane	ND	1	"	"	"	"	"	"	U
2-chloroethylvinyl ether	ND	10	"	"	"	"	"	"	U
cis-1,3-dichloropropene	ND	1	"	"	"	"	"	"	U
trans-1,3-dichloropropene	ND	1	"	"	"	"	"	"	U
1,1,2-trichloroethane	ND	1	"	"	"	"	"	"	U
tetrachloroethene	ND	1	"	"	"	"	"	"	U
dibromochloromethane	ND	1	"	"	"	"	"	"	U
chlorobenzene	ND	1	"	"	"	"	"	"	U
1,1,1,2-tetrachloroethane	ND	1	"	"	"	"	"	"	U
bromoform	ND	1	"	"	"	"	"	"	U
1,1,2,2-tetrachloroethane	ND	1	"	"	"	"	"	"	U
bromobenzene	ND	1	"	"	"	"	"	"	U
1,2,3-trichloropropane	ND	1	"	"	"	"	"	"	U
1,3-dichlorobenzene	ND	1	"	"	"	"	"	"	U
1,4-dichlorobenzene	ND	1	"	"	"	"	"	"	U
1,2-dichlorobenzene	ND	1	"	"	"	"	"	"	U
Benzyl chloride (as TIC)	ND	10	"	"	"	"	"	"	U
Surrogate: 1,2-Dichloroethane-d4		91.3 %	74-117		"	"	"	"	
Surrogate: Toluene-d8		95.8 %	82-123		"	"	"	"	
Surrogate: Bromofluorobenzene		111 %	85-123		"	"	"	"	

Parsons Engineering  
40 La Riviere Drive, Suite 350  
Buffalo NY, 14202

Project: Sanborn Wells - VOCs Only  
Project Number: Monitoring Wells  
Project Manager: George W. Hermance

Reported:  
01/23/08 17:04

**Volatile Organic Compounds by EPA Method 8260B**  
**Waste Stream Technology Inc.**

Analyte	Result	Reporting Limit	Units	Dilution	Batch	Prepared	Analyzed	Method	Notes
<b>B-21 (8A10002-02) Water Sampled: 01/09/08 12:15 Received: 01/10/08 08:15</b>									
dichlorodifluoromethane	ND	2	ug/l	1	AA81102	01/11/08	01/11/08	EPA 8260B	U
chloromethane	ND	2	"	"	"	"	"	"	U
vinyl chloride	ND	2	"	"	"	"	"	"	U
bromomethane	ND	2	"	"	"	"	"	"	U
chloroethane	ND	2	"	"	"	"	"	"	U
trichlorofluoromethane	ND	2	"	"	"	"	"	"	U
1,1-dichloroethene	ND	1	"	"	"	"	"	"	U
methylene chloride	2	2	"	"	"	"	"	"	
trans-1,2-dichloroethene	ND	1	"	"	"	"	"	"	U
1,1-dichloroethane	ND	1	"	"	"	"	"	"	U
cis-1,2-dichloroethene	ND	1	"	"	"	"	"	"	U
chloroform	ND	1	"	"	"	"	"	"	U
1,1,1-trichloroethane	ND	1	"	"	"	"	"	"	U
carbon tetrachloride	ND	1	"	"	"	"	"	"	U
1,2-dichloroethane	ND	1	"	"	"	"	"	"	U
trichloroethene	ND	1	"	"	"	"	"	"	U
1,2-dichloropropane	ND	1	"	"	"	"	"	"	U
bromodichloromethane	ND	1	"	"	"	"	"	"	U
Dibromomethane	ND	1	"	"	"	"	"	"	U
2-chloroethylvinyl ether	ND	10	"	"	"	"	"	"	U
cis-1,3-dichloropropene	ND	1	"	"	"	"	"	"	U
trans-1,3-dichloropropene	ND	1	"	"	"	"	"	"	U
1,1,2-trichloroethane	ND	1	"	"	"	"	"	"	U
tetrachloroethene	ND	1	"	"	"	"	"	"	U
dibromochloromethane	ND	1	"	"	"	"	"	"	U
chlorobenzene	ND	1	"	"	"	"	"	"	U
1,1,1,2-tetrachloroethane	ND	1	"	"	"	"	"	"	U
bromoform	ND	1	"	"	"	"	"	"	U
1,1,2,2-tetrachloroethane	ND	1	"	"	"	"	"	"	U
bromobenzene	ND	1	"	"	"	"	"	"	U
1,2,3-trichloropropane	ND	1	"	"	"	"	"	"	U
1,3-dichlorobenzene	ND	1	"	"	"	"	"	"	U
1,4-dichlorobenzene	ND	1	"	"	"	"	"	"	U
1,2-dichlorobenzene	ND	1	"	"	"	"	"	"	U
Benzyl chloride (as TIC)	ND	10	"	"	"	"	"	"	U
Surrogate: 1,2-Dichloroethane-d4		96.0 %	74-117		"	"	"	"	
Surrogate: Toluene-d8		97.0 %	82-123		"	"	"	"	
Surrogate: Bromofluorobenzene		107 %	85-123		"	"	"	"	

Parsons Engineering  
40 La Riviere Drive, Suite 350  
Buffalo NY, 14202

Project: Sanborn Wells - VOCs Only  
Project Number: Monitoring Wells  
Project Manager: George W. Hermance

Reported:  
01/23/08 17:04

**Volatile Organic Compounds by EPA Method 8260B**  
**Waste Stream Technology Inc.**

Analyte	Result	Reporting Limit	Units	Dilution	Batch	Prepared	Analyzed	Method	Notes
<b>B-28 (8A10002-03) Water Sampled: 01/09/08 10:40 Received: 01/10/08 08:15</b>									
dichlorodifluoromethane	ND	2	ug/l	1	AA81102	01/11/08	01/11/08	EPA 8260B	U
chloromethane	ND	2	"	"	"	"	"	"	U
vinyl chloride	ND	2	"	"	"	"	"	"	U
bromomethane	ND	2	"	"	"	"	"	"	U
chloroethane	ND	2	"	"	"	"	"	"	U
trichlorofluoromethane	ND	2	"	"	"	"	"	"	U
1,1-dichloroethane	ND	1	"	"	"	"	"	"	U
methylene chloride	ND	2	"	"	"	"	"	"	U
trans-1,2-dichloroethene	ND	1	"	"	"	"	"	"	U
1,1-dichloroethane	ND	1	"	"	"	"	"	"	U
cis-1,2-dichloroethene	ND	1	"	"	"	"	"	"	U
chloroform	ND	1	"	"	"	"	"	"	U
1,1,1-trichloroethane	ND	1	"	"	"	"	"	"	U
carbon tetrachloride	ND	1	"	"	"	"	"	"	U
1,2-dichloroethane	ND	1	"	"	"	"	"	"	U
trichloroethene	ND	1	"	"	"	"	"	"	U
1,2-dichloropropane	ND	1	"	"	"	"	"	"	U
bromodichloromethane	ND	1	"	"	"	"	"	"	U
Dibromomethane	ND	1	"	"	"	"	"	"	U
2-chloroethylvinyl ether	ND	10	"	"	"	"	"	"	U
cis-1,3-dichloropropene	ND	1	"	"	"	"	"	"	U
trans-1,3-dichloropropene	ND	1	"	"	"	"	"	"	U
1,1,2-trichloroethane	ND	1	"	"	"	"	"	"	U
tetrachloroethene	ND	1	"	"	"	"	"	"	U
dibromochloromethane	ND	1	"	"	"	"	"	"	U
chlorobenzene	ND	1	"	"	"	"	"	"	U
1,1,1,2-tetrachloroethane	ND	1	"	"	"	"	"	"	U
bromoform	ND	1	"	"	"	"	"	"	U
1,1,2,2-tetrachloroethane	ND	1	"	"	"	"	"	"	U
bromobenzene	ND	1	"	"	"	"	"	"	U
1,2,3-trichloropropane	ND	1	"	"	"	"	"	"	U
1,3-dichlorobenzene	ND	1	"	"	"	"	"	"	U
1,4-dichlorobenzene	ND	1	"	"	"	"	"	"	U
1,2-dichlorobenzene	ND	1	"	"	"	"	"	"	U
Benzyl chloride (as TIC)	ND	10	"	"	"	"	"	"	U
Surrogate: 1,2-Dichloroethane-d4		95.0 %		74-117	"	"	"	"	
Surrogate: Toluene-d8		99.7 %		82-123	"	"	"	"	
Surrogate: Bromofluorobenzene		106 %		85-123	"	"	"	"	

Parsons Engineering  
40 La Riviere Drive, Suite 350  
Buffalo NY, 14202

Project: Sanborn Wells - VOCs Only  
Project Number: Monitoring Wells  
Project Manager: George W. Hermance

Reported:  
01/23/08 17:04

**Volatile Organic Compounds by EPA Method 8260B**  
**Waste Stream Technology Inc.**

Analyte	Result	Reporting Limit	Units	Dilution	Batch	Prepared	Analyzed	Method	Notes
<b>B-38 (8A10002-04) Water Sampled: 01/09/08 09:56 Received: 01/10/08 08:15</b>									
dichlorodifluoromethane	ND	2	ug/l	1	AA81403	01/11/08	01/14/08	EPA 8260B	U
chloromethane	ND	2	"	"	"	"	"	"	U
<b>vinyl chloride</b>	<b>3</b>	<b>2</b>	<b>"</b>	<b>"</b>	<b>"</b>	<b>"</b>	<b>"</b>	<b>"</b>	
bromomethane	ND	2	"	"	"	"	"	"	U
chloroethane	ND	2	"	"	"	"	"	"	U
trichlorofluoromethane	ND	2	"	"	"	"	"	"	U
1,1-dichloroethene	ND	1	"	"	"	"	"	"	U
methylene chloride	ND	2	"	"	"	"	"	"	U
trans-1,2-dichloroethene	ND	1	"	"	"	"	"	"	U
1,1-dichloroethane	ND	1	"	"	"	"	"	"	U
<b>cis-1,2-dichloroethene</b>	<b>63</b>	<b>1</b>	<b>"</b>	<b>"</b>	<b>"</b>	<b>"</b>	<b>"</b>	<b>"</b>	
chloroform	ND	1	"	"	"	"	"	"	U
1,1,1-trichloroethane	ND	1	"	"	"	"	"	"	U
carbon tetrachloride	ND	1	"	"	"	"	"	"	U
1,2-dichloroethane	ND	1	"	"	"	"	"	"	U
<b>trichloroethene</b>	<b>29</b>	<b>1</b>	<b>"</b>	<b>"</b>	<b>"</b>	<b>"</b>	<b>"</b>	<b>"</b>	
1,2-dichloropropane	ND	1	"	"	"	"	"	"	U
bromodichloromethane	ND	1	"	"	"	"	"	"	U
Dibromomethane	ND	1	"	"	"	"	"	"	U
2-chloroethylvinyl ether	ND	10	"	"	"	"	"	"	U
cis-1,3-dichloropropene	ND	1	"	"	"	"	"	"	U
trans-1,3-dichloropropene	ND	1	"	"	"	"	"	"	U
1,1,2-trichloroethane	ND	1	"	"	"	"	"	"	U
tetrachloroethene	ND	1	"	"	"	"	"	"	U
dibromochloromethane	ND	1	"	"	"	"	"	"	U
chlorobenzene	ND	1	"	"	"	"	"	"	U
1,1,1,2-tetrachloroethane	ND	1	"	"	"	"	"	"	U
bromoform	ND	1	"	"	"	"	"	"	U
1,1,2,2-tetrachloroethane	ND	1	"	"	"	"	"	"	U
bromobenzene	ND	1	"	"	"	"	"	"	U
1,2,3-trichloropropane	ND	1	"	"	"	"	"	"	U
1,3-dichlorobenzene	ND	1	"	"	"	"	"	"	U
1,4-dichlorobenzene	ND	1	"	"	"	"	"	"	U
1,2-dichlorobenzene	ND	1	"	"	"	"	"	"	U
Benzyl chloride (as TIC)	ND	10	"	"	"	"	"	"	U
Surrogate: 1,2-Dichloroethane-d4	89.0 %	74-117			"	"	"	"	
Surrogate: Toluene-d8	99.9 %	82-123			"	"	"	"	
Surrogate: Bromofluorobenzene	104 %	85-123			"	"	"	"	

Parsons Engineering  
40 La Riviere Drive, Suite 350  
Buffalo NY, 14202

Project: Sanborn Wells - VOCs Only  
Project Number: Monitoring Wells  
Project Manager: George W. Hermance

Reported:  
01/23/08 17:04

**Volatile Organic Compounds by EPA Method 8260B**  
**Waste Stream Technology Inc.**

Analyte	Result	Reporting Limit	Units	Dilution	Batch	Prepared	Analyzed	Method	Notes
<b>B-41 (8A10002-05) Water Sampled: 01/09/08 14:00 Received: 01/10/08 08:15</b>									
dichlorodifluoromethane	ND	2	ug/l	1	AA81403	01/11/08	01/14/08	EPA 8260B	U
chloromethane	ND	2	"	"	"	"	"	"	U
vinyl chloride	ND	2	"	"	"	"	"	"	U
bromomethane	ND	2	"	"	"	"	"	"	U
chloroethane	ND	2	"	"	"	"	"	"	U
trichlorofluoromethane	ND	2	"	"	"	"	"	"	U
1,1-dichloroethene	ND	1	"	"	"	"	"	"	U
methylene chloride	ND	2	"	"	"	"	"	"	U
trans-1,2-dichloroethene	ND	1	"	"	"	"	"	"	U
1,1-dichloroethane	ND	1	"	"	"	"	"	"	U
cis-1,2-dichloroethene	3	1	"	"	"	"	"	"	U
chloroform	ND	1	"	"	"	"	"	"	U
1,1,1-trichloroethane	ND	1	"	"	"	"	"	"	U
carbon tetrachloride	ND	1	"	"	"	"	"	"	U
1,2-dichloroethane	ND	1	"	"	"	"	"	"	U
trichloroethene	ND	1	"	"	"	"	"	"	U
1,2-dichloropropane	ND	1	"	"	"	"	"	"	U
bromodichloromethane	ND	1	"	"	"	"	"	"	U
Dibromomethane	ND	1	"	"	"	"	"	"	U
2-chloroethylvinyl ether	ND	10	"	"	"	"	"	"	U
cis-1,3-dichloropropene	ND	1	"	"	"	"	"	"	U
trans-1,3-dichloropropene	ND	1	"	"	"	"	"	"	U
1,1,2-trichloroethane	ND	1	"	"	"	"	"	"	U
tetrachloroethene	ND	1	"	"	"	"	"	"	U
dibromochloromethane	ND	1	"	"	"	"	"	"	U
chlorobenzene	ND	1	"	"	"	"	"	"	U
1,1,1,2-tetrachloroethane	ND	1	"	"	"	"	"	"	U
bromoform	ND	1	"	"	"	"	"	"	U
1,1,2,2-tetrachloroethane	ND	1	"	"	"	"	"	"	U
bromobenzene	ND	1	"	"	"	"	"	"	U
1,2,3-trichloropropane	ND	1	"	"	"	"	"	"	U
1,3-dichlorobenzene	ND	1	"	"	"	"	"	"	U
1,4-dichlorobenzene	ND	1	"	"	"	"	"	"	U
1,2-dichlorobenzene	ND	1	"	"	"	"	"	"	U
Benzyl chloride (as TIC)	ND	10	"	"	"	"	"	"	U
Surrogate: 1,2-Dichloroethane-d4	87.6 %	74-117			"	"	"	"	
Surrogate: Toluene-d8	95.4 %	82-123			"	"	"	"	
Surrogate: Bromofluorobenzene	105 %	85-123			"	"	"	"	

Waste Stream Technology Inc.

The results in this report apply to the samples analyzed in accordance with the chain of custody document. This analytical report must be reproduced in its entirety.



Parsons Engineering  
40 La Riviere Drive, Suite 350  
Buffalo NY, 14202

Project: Sanborn Wells - VOCs Only  
Project Number: Monitoring Wells  
Project Manager: George W. Hermance

Reported:  
01/23/08 17:04

**Volatile Organic Compounds by EPA Method 8260B**  
**Waste Stream Technology Inc.**

Analyte	Result	Reporting Limit	Units	Dilution	Batch	Prepared	Analyzed	Method	Notes
<b>B-40 (8A10002-06) Water</b> Sampled: 01/09/08 15:00    Received: 01/10/08 08:15									
dichlorodifluoromethane	ND	2	ug/l	1	AA81403	01/11/08	01/14/08	EPA 8260B	U
chloromethane	ND	2	"	"	"	"	"	"	U
vinyl chloride	ND	2	"	"	"	"	"	"	U
bromomethane	ND	2	"	"	"	"	"	"	U
chloroethane	ND	2	"	"	"	"	"	"	U
trichlorofluoromethane	ND	2	"	"	"	"	"	"	U
1,1-dichloroethene	ND	1	"	"	"	"	"	"	U
methylene chloride	ND	2	"	"	"	"	"	"	U
trans-1,2-dichloroethene	ND	1	"	"	"	"	"	"	U
1,1-dichloroethane	ND	1	"	"	"	"	"	"	U
cis-1,2-dichloroethene	4	1	"	"	"	"	"	"	U
chloroform	ND	1	"	"	"	"	"	"	U
1,1,1-trichloroethane	ND	1	"	"	"	"	"	"	U
carbon tetrachloride	ND	1	"	"	"	"	"	"	U
1,2-dichloroethane	ND	1	"	"	"	"	"	"	U
trichloroethene	2	1	"	"	"	"	"	"	U
1,2-dichloropropane	ND	1	"	"	"	"	"	"	U
bromodichloromethane	ND	1	"	"	"	"	"	"	U
Dibromomethane	ND	1	"	"	"	"	"	"	U
2-chloroethylvinyl ether	ND	10	"	"	"	"	"	"	U
cis-1,3-dichloropropene	ND	1	"	"	"	"	"	"	U
trans-1,3-dichloropropene	ND	1	"	"	"	"	"	"	U
1,1,2-trichloroethane	ND	1	"	"	"	"	"	"	U
tetrachloroethene	ND	1	"	"	"	"	"	"	U
dibromochloromethane	ND	1	"	"	"	"	"	"	U
chlorobenzene	ND	1	"	"	"	"	"	"	U
1,1,1,2-tetrachloroethane	ND	1	"	"	"	"	"	"	U
bromoform	ND	1	"	"	"	"	"	"	U
1,1,2,2-tetrachloroethane	ND	1	"	"	"	"	"	"	U
bromobenzene	ND	1	"	"	"	"	"	"	U
1,2,3-trichloropropane	ND	1	"	"	"	"	"	"	U
1,3-dichlorobenzene	ND	1	"	"	"	"	"	"	U
1,4-dichlorobenzene	ND	1	"	"	"	"	"	"	U
1,2-dichlorobenzene	ND	1	"	"	"	"	"	"	U
Benzyl chloride (as TIC)	ND	10	"	"	"	"	"	"	U
Surrogate: 1,2-Dichloroethane-d4		86.3 %	74-117		"	"	"	"	
Surrogate: Toluene-d8		99.0 %	82-123		"	"	"	"	
Surrogate: Bromofluorobenzene		103 %	85-123		"	"	"	"	

Parsons Engineering  
40 La Riviere Drive, Suite 350  
Buffalo NY, 14202

Project: Sanborn Wells - VOCs Only  
Project Number: Monitoring Wells  
Project Manager: George W. Hermance

Reported:  
01/23/08 17:04

## Volatile Organic Compounds by EPA Method 8260B

### Waste Stream Technology Inc.

Analyte	Result	Reporting Limit	Units	Dilution	Batch	Prepared	Analyzed	Method	Notes
<b>Trip Blank (8A10002-07) Water</b> <b>Sampled: 01/09/08 00:00</b> <b>Received: 01/10/08 08:15</b>									
dichlorodifluoromethane	ND	2	ug/l	1	AA81403	01/11/08	01/14/08	EPA 8260B	U
chloromethane	ND	2	"	"	"	"	"	"	U
vinyl chloride	ND	2	"	"	"	"	"	"	U
bromomethane	ND	2	"	"	"	"	"	"	U
chloroethane	ND	2	"	"	"	"	"	"	U
trichlorofluoromethane	ND	2	"	"	"	"	"	"	U
1,1-dichloroethene	ND	1	"	"	"	"	"	"	U
<b>methylene chloride</b>	<b>5</b>	<b>2</b>	<b>"</b>	<b>"</b>	<b>"</b>	<b>"</b>	<b>"</b>	<b>"</b>	
trans-1,2-dichloroethene	ND	1	"	"	"	"	"	"	U
1,1-dichloroethane	ND	1	"	"	"	"	"	"	U
cis-1,2-dichloroethene	ND	1	"	"	"	"	"	"	U
chloroform	ND	1	"	"	"	"	"	"	U
1,1,1-trichloroethane	ND	1	"	"	"	"	"	"	U
carbon tetrachloride	ND	1	"	"	"	"	"	"	U
1,2-dichloroethane	ND	1	"	"	"	"	"	"	U
trichloroethene	ND	1	"	"	"	"	"	"	U
1,2-dichloropropane	ND	1	"	"	"	"	"	"	U
bromodichloromethane	ND	1	"	"	"	"	"	"	U
Dibromomethane	ND	1	"	"	"	"	"	"	U
2-chloroethylvinyl ether	ND	10	"	"	"	"	"	"	U
cis-1,3-dichloropropene	ND	1	"	"	"	"	"	"	U
trans-1,3-dichloropropene	ND	1	"	"	"	"	"	"	U
1,1,2-trichloroethane	ND	1	"	"	"	"	"	"	U
tetrachloroethene	ND	1	"	"	"	"	"	"	U
dibromochloromethane	ND	1	"	"	"	"	"	"	U
chlorobenzene	ND	1	"	"	"	"	"	"	U
1,1,1,2-tetrachloroethane	ND	1	"	"	"	"	"	"	U
bromoform	ND	1	"	"	"	"	"	"	U
1,1,2,2-tetrachloroethane	ND	1	"	"	"	"	"	"	U
bromobenzene	ND	1	"	"	"	"	"	"	U
1,2,3-trichloropropane	ND	1	"	"	"	"	"	"	U
1,3-dichlorobenzene	ND	1	"	"	"	"	"	"	U
1,4-dichlorobenzene	ND	1	"	"	"	"	"	"	U
1,2-dichlorobenzene	ND	1	"	"	"	"	"	"	U
Benzyl chloride (as TIC)	ND	10	"	"	"	"	"	"	U
<i>Surrogate: 1,2-Dichloroethane-d4</i>		85.4 %	74-117		"	"	"	"	
<i>Surrogate: Toluene-d8</i>		95.5 %	82-123		"	"	"	"	
<i>Surrogate: Bromofluorobenzene</i>		104 %	85-123		"	"	"	"	

Parsons Engineering  
40 La Riviere Drive, Suite 350  
Buffalo NY, 14202

Project: Sanborn Wells - VOCs Only  
Project Number: Monitoring Wells  
Project Manager: George W. Hermance

Reported:  
01/23/08 17:04

### Notes and Definitions

U      Analyte included in the analysis, but not detected  
DET    Analyte DETECTED  
ND      Analyte NOT DETECTED at or above the reporting limit  
NR      Not Reported  
dry      Sample results reported on a dry weight basis  
RPD      Relative Percent Difference



# Chain of Custody Record

8A10002

Page 1 of 1

Date: 1/9/08

Project Name BP Sanborn, NY  
BP BU/GEM CO Portfolio: \_\_\_\_\_  
BP Laboratory Contract Number: \_\_\_\_\_  
Requested Due Date (mm/dd/yy) \_\_\_\_\_

On-site Time:	Temp:
Off-site Time:	Temp:
Sky Conditions:	
Meteorological Events:	
Wind Speed:	Direction

Send To:		BP/GEM Facility No.:		Consultant/Contractor:		Parsons											
Lab Name:		WasteStream		Address:		40 LaRiviere Dr. Suite 350											
Lab Address:		302 Grove Street Buffalo, NY 14207		Site ID No.		Buffalo, NY 14202											
Lab PM:		Sid Tyrell		Site Lat/Long:		e-mail EDD:											
Tele/Fax:		716 876-5290		California Global ID #:		Consultant/Contractor Project No.:											
Report Type & QC Level:		BP/GEM PM Contact:		BP/GEM PM Contact:		Consultant/Contractor Tele/Fax: Fax 716 633-7074 633-7195											
BP/GEM Account No.:		Address:		4850 E 49th Street MBC3-147 Cayuga Hqs, Ohio 44125		Consultant/Contractor PM: George Hermance											
Lab Bottle Order No.:		Tele/Fax:		216 271-8038 271-8937		Invoice to: Consultant/Contractor or BP/GEM (Circle one)											
BP/GEM Work Release No.:																	
Item No.	Sample Description	Time	Soil/Solid Water/Liquid Sediments Air	Laboratory No.	No. of containers	Preservatives				Requested Analysis				Sample Point Lat/Long and Comments			
						Unpreserved	H <sub>2</sub> SO <sub>4</sub>	HNO <sub>3</sub>	HCl								
1	B-22	1/120			3	X											
2	B-21	1215			3	X											
3	B-28	1440			3	X											
4	B-38	0956			3	X											
5	B-41	1400			3	X											
6	B-40	1500			3	X											
7	Trip Blank																
8																	
9																	
10																	
Sampler's Name:		Richard Becken		Relinquished By / Affiliation		Date		Time		Accepted By / Affiliation		Date		Time			
Sampler's Company:		O&M Enterprises		Richard Becken		1/9/08		12:00		Anthony Gault		1/9/08		20:00			
Shipment Date:		1/9/08															
Shipment Method:		AST pickup		Anthony Gault		1/9/08		8:15		Blue Hills		1/9/08		8:15			
Shipment Tracking No.:																	
Special Instructions:																	
Custody Seals in Place Yes <input checked="" type="checkbox"/> No <input type="checkbox"/> Temperature Blank Yes <input checked="" type="checkbox"/> No <input type="checkbox"/> Cooler Temperature on Receipt <input type="checkbox"/> °F/C Trip Blank Yes <input checked="" type="checkbox"/> No <input type="checkbox"/>																	
Distribution: White Copy - Laboratory / Yellow Copy - BP/GEM / Pink Copy - Consultant/Contractor																	

01  
02  
03  
04  
05  
06  
07

**WASTE STREAM TECHNOLOGY, INC.**

302 Grote Street  
Buffalo, NY 14207  
(716) 876-5290

**Analytical Data Report**  
Report Date: 01/28/08  
Work Order Number: 8A15002

**Prepared For**  
George W. Hermance  
Parsons Engineering  
40 La Riviere Drive, Suite 350  
Buffalo, NY 14202  
Fax: (716) 541-0760  
Site: Monitoring Wells

Enclosed are the results of analyses for samples received by the laboratory on 01/15/08. If you have any questions concerning this report, please feel free to contact me.

Sincerely,



---

Brian S. Schepart, Ph.D., Laboratory Director

ENVIRONMENTAL LABORATORY ACCREDITATION CERTIFICATION NUMBERS  
NYSDOH ELAP #11179 NJDEPE #73977 PADEP #68757 CTDPH #PH-0306 MADEP #M-NY068



Parsons Engineering  
40 La Riviere Drive, Suite 350  
Buffalo NY, 14202

Project: Sanborn Wells - VOCs Only  
Project Number: Monitoring Wells  
Project Manager: George W. Hermance

Reported:  
01/28/08 10:30

**ANALYTICAL REPORT FOR SAMPLES**

Sample ID	Laboratory ID	Matrix	Date Sampled	Date Received
B-39	8A15002-01	Water	01/14/08 13:25	01/15/08 08:00
B-42	8A15002-02	Water	01/14/08 11:40	01/15/08 08:00
B-43	8A15002-03	Water	01/14/08 12:05	01/15/08 08:00
B-44	8A15002-04	Water	01/14/08 11:50	01/15/08 08:00
Trip Blank	8A15002-05	Water	01/14/08 00:00	01/15/08 08:00

Parsons Engineering  
40 La Riviere Drive, Suite 350  
Buffalo NY, 14202

Project: Sanborn Wells - VOCs Only  
Project Number: Monitoring Wells  
Project Manager: George W. Hermance

Reported:  
01/28/08 10:30

**Volatile Organic Compounds by EPA Method 8260B**  
**Waste Stream Technology Inc.**

Analyte	Result	Reporting Limit	Units	Dilution	Batch	Prepared	Analyzed	Method	Notes
<b>B-39 (8A15002-01) Water Sampled: 01/14/08 13:25 Received: 01/15/08 08:00</b>									
dichlorodifluoromethane	ND	2	ug/l	1	AA81704	01/17/08	01/17/08	EPA 8260B	U
chloromethane	ND	2	"	"	"	"	"	"	U
vinyl chloride	ND	2	"	"	"	"	"	"	U
bromomethane	ND	2	"	"	"	"	"	"	U
chloroethane	ND	2	"	"	"	"	"	"	U
trichlorofluoromethane	ND	2	"	"	"	"	"	"	U
1,1-dichloroethene	ND	1	"	"	"	"	"	"	U
methylene chloride	ND	2	"	"	"	"	"	"	U
trans-1,2-dichloroethene	ND	1	"	"	"	"	"	"	U
1,1-dichloroethane	ND	1	"	"	"	"	"	"	U
cis-1,2-dichloroethene	4	1	"	"	"	"	"	"	U
chloroform	ND	1	"	"	"	"	"	"	U
1,1,1-trichloroethane	ND	1	"	"	"	"	"	"	U
carbon tetrachloride	ND	1	"	"	"	"	"	"	U
1,2-dichloroethane	ND	1	"	"	"	"	"	"	U
trichloroethene	14	1	"	"	"	"	"	"	U
1,2-dichloropropane	ND	1	"	"	"	"	"	"	U
bromodichloromethane	ND	1	"	"	"	"	"	"	U
Dibromomethane	ND	1	"	"	"	"	"	"	U
2-chloroethylvinyl ether	ND	10	"	"	"	"	"	"	U
cis-1,3-dichloropropene	ND	1	"	"	"	"	"	"	U
trans-1,3-dichloropropene	ND	1	"	"	"	"	"	"	U
1,1,2-trichloroethane	ND	1	"	"	"	"	"	"	U
tetrachloroethene	ND	1	"	"	"	"	"	"	U
dibromochloromethane	ND	1	"	"	"	"	"	"	U
chlorobenzene	ND	1	"	"	"	"	"	"	U
1,1,1,2-tetrachloroethane	ND	1	"	"	"	"	"	"	U
bromoform	ND	1	"	"	"	"	"	"	U
1,1,2,2-tetrachloroethane	ND	1	"	"	"	"	"	"	U
bromobenzene	ND	1	"	"	"	"	"	"	U
1,2,3-trichloropropane	ND	1	"	"	"	"	"	"	U
1,3-dichlorobenzene	ND	1	"	"	"	"	"	"	U
1,4-dichlorobenzene	ND	1	"	"	"	"	"	"	U
1,2-dichlorobenzene	ND	1	"	"	"	"	"	"	U
Benzyl chloride (as TIC)	ND	10	"	"	"	"	"	"	U
Surrogate: 1,2-Dichloroethane-d4	98.5 %	74-117			"	"	"	"	
Surrogate: Toluene-d8	97.3 %	82-123			"	"	"	"	
Surrogate: Bromofluorobenzene	107 %	85-123			"	"	"	"	

Waste Stream Technology Inc.

The results in this report apply to the samples analyzed in accordance with the chain of custody document. This analytical report must be reproduced in its entirety.

Parsons Engineering  
40 La Riviere Drive, Suite 350  
Buffalo NY, 14202

Project: Sanborn Wells - VOCs Only  
Project Number: Monitoring Wells  
Project Manager: George W. Hermance

Reported:  
01/28/08 10:30

**Volatile Organic Compounds by EPA Method 8260B**  
**Waste Stream Technology Inc.**

Analyte	Result	Reporting Limit	Units	Dilution	Batch	Prepared	Analyzed	Method	Notes
<b>B-42 (8A15002-02) Water Sampled: 01/14/08 11:40 Received: 01/15/08 08:00</b>									
dichlorodifluoromethane	ND	2	ug/l	1	AA81704	01/17/08	01/17/08	EPA 8260B	U
chloromethane	ND	2	"	"	"	"	"	"	U
vinyl chloride	ND	2	"	"	"	"	"	"	U
bromomethane	ND	2	"	"	"	"	"	"	U
chloroethane	ND	2	"	"	"	"	"	"	U
trichlorofluoromethane	ND	2	"	"	"	"	"	"	U
1,1-dichloroethene	ND	1	"	"	"	"	"	"	U
methylene chloride	ND	2	"	"	"	"	"	"	U
trans-1,2-dichloroethene	ND	1	"	"	"	"	"	"	U
1,1-dichloroethane	ND	1	"	"	"	"	"	"	U
cis-1,2-dichloroethene	8	1	"	"	"	"	"	"	U
chloroform	ND	1	"	"	"	"	"	"	U
1,1,1-trichloroethane	ND	1	"	"	"	"	"	"	U
carbon tetrachloride	ND	1	"	"	"	"	"	"	U
1,2-dichloroethane	ND	1	"	"	"	"	"	"	U
trichloroethene	4	1	"	"	"	"	"	"	U
1,2-dichloropropane	ND	1	"	"	"	"	"	"	U
bromodichloromethane	ND	1	"	"	"	"	"	"	U
Dibromomethane	ND	1	"	"	"	"	"	"	U
2-chloroethylvinyl ether	ND	10	"	"	"	"	"	"	U
cis-1,3-dichloropropene	ND	1	"	"	"	"	"	"	U
trans-1,3-dichloropropene	ND	1	"	"	"	"	"	"	U
1,1,2-trichloroethane	ND	1	"	"	"	"	"	"	U
tetrachloroethene	ND	1	"	"	"	"	"	"	U
dibromochloromethane	ND	1	"	"	"	"	"	"	U
chlorobenzene	ND	1	"	"	"	"	"	"	U
1,1,1,2-tetrachloroethane	ND	1	"	"	"	"	"	"	U
bromoform	ND	1	"	"	"	"	"	"	U
1,1,2,2-tetrachloroethane	ND	1	"	"	"	"	"	"	U
bromobenzene	ND	1	"	"	"	"	"	"	U
1,2,3-trichloropropane	ND	1	"	"	"	"	"	"	U
1,3-dichlorobenzene	ND	1	"	"	"	"	"	"	U
1,4-dichlorobenzene	ND	1	"	"	"	"	"	"	U
1,2-dichlorobenzene	ND	1	"	"	"	"	"	"	U
Benzyl chloride (as TIC)	ND	10	"	"	"	"	"	"	U
Surrogate: 1,2-Dichloroethane-d4		101 %	74-117		"	"	"	"	
Surrogate: Toluene-d8		96.3 %	82-123		"	"	"	"	
Surrogate: Bromofluorobenzene		102 %	85-123		"	"	"	"	



Parsons Engineering  
40 La Riviere Drive, Suite 350  
Buffalo NY, 14202

Project: Sanborn Wells - VOCs Only  
Project Number: Monitoring Wells  
Project Manager: George W. Hermance

Reported:  
01/28/08 10:30

**Volatile Organic Compounds by EPA Method 8260B**  
**Waste Stream Technology Inc.**

Analyte	Result	Reporting Limit	Units	Dilution	Batch	Prepared	Analyzed	Method	Notes
<b>B-43 (8A15002-03) Water Sampled: 01/14/08 12:05 Received: 01/15/08 08:00</b>									
dichlorodifluoromethane	ND	2	ug/l	1	AA81704	01/17/08	01/17/08	EPA 8260B	U
chloromethane	ND	2	"	"	"	"	"	"	U
<b>vinyl chloride</b>	<b>2</b>	2	"	"	"	"	"	"	
bromomethane	ND	2	"	"	"	"	"	"	U
chloroethane	ND	2	"	"	"	"	"	"	U
trichlorofluoromethane	ND	2	"	"	"	"	"	"	U
1,1-dichloroethene	ND	1	"	"	"	"	"	"	U
methylene chloride	ND	2	"	"	"	"	"	"	U
trans-1,2-dichloroethene	ND	1	"	"	"	"	"	"	U
1,1-dichloroethane	ND	1	"	"	"	"	"	"	U
<b>cis-1,2-dichloroethene</b>	<b>9</b>	1	"	"	"	"	"	"	
chloroform	ND	1	"	"	"	"	"	"	U
1,1,1-trichloroethane	ND	1	"	"	"	"	"	"	U
carbon tetrachloride	ND	1	"	"	"	"	"	"	U
1,2-dichloroethane	ND	1	"	"	"	"	"	"	U
<b>trichloroethene</b>	<b>2</b>	1	"	"	"	"	"	"	
1,2-dichloropropane	ND	1	"	"	"	"	"	"	U
bromodichloromethane	ND	1	"	"	"	"	"	"	U
Dibromomethane	ND	1	"	"	"	"	"	"	U
2-chloroethylvinyl ether	ND	10	"	"	"	"	"	"	U
cis-1,3-dichloropropene	ND	1	"	"	"	"	"	"	U
trans-1,3-dichloropropene	ND	1	"	"	"	"	"	"	U
1,1,2-trichloroethane	ND	1	"	"	"	"	"	"	U
tetrachloroethene	ND	1	"	"	"	"	"	"	U
dibromochloromethane	ND	1	"	"	"	"	"	"	U
chlorobenzene	ND	1	"	"	"	"	"	"	U
1,1,1,2-tetrachloroethane	ND	1	"	"	"	"	"	"	U
bromoform	ND	1	"	"	"	"	"	"	U
1,1,2,2-tetrachloroethane	ND	1	"	"	"	"	"	"	U
bromobenzene	ND	1	"	"	"	"	"	"	U
1,2,3-trichloropropane	ND	1	"	"	"	"	"	"	U
1,3-dichlorobenzene	ND	1	"	"	"	"	"	"	U
1,4-dichlorobenzene	ND	1	"	"	"	"	"	"	U
1,2-dichlorobenzene	ND	1	"	"	"	"	"	"	U
Benzyl chloride (as TIC)	ND	10	"	"	"	"	"	"	U
Surrogate: 1,2-Dichloroethane-d4	97.3 %	74-117			"	"	"	"	
Surrogate: Toluene-d8	98.4 %	82-123			"	"	"	"	
Surrogate: Bromofluorobenzene	104 %	85-123			"	"	"	"	

Parsons Engineering  
40 La Riviere Drive, Suite 350  
Buffalo NY, 14202

Project: Sanborn Wells - VOCs Only  
Project Number: Monitoring Wells  
Project Manager: George W. Hermance

Reported:  
01/28/08 10:30

**Volatile Organic Compounds by EPA Method 8260B**  
**Waste Stream Technology Inc.**

Analyte	Result	Reporting Limit	Units	Dilution	Batch	Prepared	Analyzed	Method	Notes
<b>B-44 (8A15002-04) Water Sampled: 01/14/08 11:50 Received: 01/15/08 08:00</b>									
dichlorodifluoromethane	ND	2	ug/l	1	AA81704	01/17/08	01/17/08	EPA 8260B	U
chloromethane	ND	2	"	"	"	"	"	"	U
<b>vinyl chloride</b>	<b>6</b>	2	"	"	"	"	"	"	
bromomethane	ND	2	"	"	"	"	"	"	U
chloroethane	ND	2	"	"	"	"	"	"	U
trichlorofluoromethane	ND	2	"	"	"	"	"	"	U
1,1-dichloroethene	ND	1	"	"	"	"	"	"	U
methylene chloride	ND	2	"	"	"	"	"	"	U
trans-1,2-dichloroethene	ND	1	"	"	"	"	"	"	U
<b>1,1-dichloroethane</b>	<b>7</b>	1	"	"	"	"	"	"	
<b>cis-1,2-dichloroethene</b>	<b>9</b>	1	"	"	"	"	"	"	
chloroform	ND	1	"	"	"	"	"	"	U
1,1,1-trichloroethane	ND	1	"	"	"	"	"	"	U
carbon tetrachloride	ND	1	"	"	"	"	"	"	U
1,2-dichloroethane	ND	1	"	"	"	"	"	"	U
<b>trichloroethene</b>	<b>5</b>	1	"	"	"	"	"	"	
1,2-dichloropropane	ND	1	"	"	"	"	"	"	U
bromodichloromethane	ND	1	"	"	"	"	"	"	U
Dibromomethane	ND	1	"	"	"	"	"	"	U
2-chloroethylvinyl ether	ND	10	"	"	"	"	"	"	U
cis-1,3-dichloropropene	ND	1	"	"	"	"	"	"	U
trans-1,3-dichloropropene	ND	1	"	"	"	"	"	"	U
1,1,2-trichloroethane	ND	1	"	"	"	"	"	"	U
tetrachloroethene	ND	1	"	"	"	"	"	"	U
dibromochloromethane	ND	1	"	"	"	"	"	"	U
chlorobenzene	ND	1	"	"	"	"	"	"	U
1,1,1,2-tetrachloroethane	ND	1	"	"	"	"	"	"	U
bromoform	ND	1	"	"	"	"	"	"	U
1,1,2,2-tetrachloroethane	ND	1	"	"	"	"	"	"	U
bromobenzene	ND	1	"	"	"	"	"	"	U
1,2,3-trichloropropane	ND	1	"	"	"	"	"	"	U
1,3-dichlorobenzene	ND	1	"	"	"	"	"	"	U
1,4-dichlorobenzene	ND	1	"	"	"	"	"	"	U
1,2-dichlorobenzene	ND	1	"	"	"	"	"	"	U
Benzyl chloride (as TIC)	ND	10	"	"	"	"	"	"	U
Surrogate: 1,2-Dichloroethane-d4		99.8 %	74-117		"	"	"	"	
Surrogate: Toluene-d8		95.0 %	82-123		"	"	"	"	
Surrogate: Bromofluorobenzene		99.8 %	85-123		"	"	"	"	

Parsons Engineering  
40 La Riviere Drive, Suite 350  
Buffalo NY, 14202

Project: Sanborn Wells - VOCs Only  
Project Number: Monitoring Wells  
Project Manager: George W. Hermance

Reported:  
01/28/08 10:30

**Volatile Organic Compounds by EPA Method 8260B**  
**Waste Stream Technology Inc.**

Analyte	Result	Reporting Limit	Units	Dilution	Batch	Prepared	Analyzed	Method	Notes
<b>Trip Blank (8A15002-05) Water    Sampled: 01/14/08 00:00    Received: 01/15/08 08:00</b>									
dichlorodifluoromethane	ND	2	ug/l	1	AA81704	01/17/08	01/17/08	EPA 8260B	U
chloromethane	ND	2	"	"	"	"	"	"	U
vinyl chloride	ND	2	"	"	"	"	"	"	U
bromomethane	ND	2	"	"	"	"	"	"	U
chloroethane	ND	2	"	"	"	"	"	"	U
trichlorofluoromethane	ND	2	"	"	"	"	"	"	U
1,1-dichloroethene	ND	1	"	"	"	"	"	"	U
<b>methylene chloride</b>	<b>6</b>	<b>2</b>	<b>"</b>	<b>"</b>	<b>"</b>	<b>"</b>	<b>"</b>	<b>"</b>	
trans-1,2-dichloroethene	ND	1	"	"	"	"	"	"	U
1,1-dichloroethane	ND	1	"	"	"	"	"	"	U
cis-1,2-dichloroethene	ND	1	"	"	"	"	"	"	U
chloroform	ND	1	"	"	"	"	"	"	U
1,1,1-trichloroethane	ND	1	"	"	"	"	"	"	U
carbon tetrachloride	ND	1	"	"	"	"	"	"	U
1,2-dichloroethane	ND	1	"	"	"	"	"	"	U
trichloroethene	ND	1	"	"	"	"	"	"	U
1,2-dichloropropane	ND	1	"	"	"	"	"	"	U
bromodichloromethane	ND	1	"	"	"	"	"	"	U
Dibromomethane	ND	1	"	"	"	"	"	"	U
2-chloroethylvinyl ether	ND	10	"	"	"	"	"	"	U
cis-1,3-dichloropropene	ND	1	"	"	"	"	"	"	U
trans-1,3-dichloropropene	ND	1	"	"	"	"	"	"	U
1,1,2-trichloroethane	ND	1	"	"	"	"	"	"	U
tetrachloroethene	ND	1	"	"	"	"	"	"	U
dibromochloromethane	ND	1	"	"	"	"	"	"	U
chlorobenzene	ND	1	"	"	"	"	"	"	U
1,1,1,2-tetrachloroethane	ND	1	"	"	"	"	"	"	U
bromoform	ND	1	"	"	"	"	"	"	U
1,1,2,2-tetrachloroethane	ND	1	"	"	"	"	"	"	U
bromobenzene	ND	1	"	"	"	"	"	"	U
1,2,3-trichloropropane	ND	1	"	"	"	"	"	"	U
1,3-dichlorobenzene	ND	1	"	"	"	"	"	"	U
1,4-dichlorobenzene	ND	1	"	"	"	"	"	"	U
1,2-dichlorobenzene	ND	1	"	"	"	"	"	"	U
Benzyl chloride (as TIC)	ND	10	"	"	"	"	"	"	U
<i>Surrogate: 1,2-Dichloroethane-d4</i>		<i>100 %</i>	<i>74-117</i>		<i>"</i>	<i>"</i>	<i>"</i>	<i>"</i>	
<i>Surrogate: Toluene-d8</i>		<i>92.4 %</i>	<i>82-123</i>		<i>"</i>	<i>"</i>	<i>"</i>	<i>"</i>	
<i>Surrogate: Bromofluorobenzene</i>		<i>102 %</i>	<i>85-123</i>		<i>"</i>	<i>"</i>	<i>"</i>	<i>"</i>	

Parsons Engineering  
40 La Riviere Drive, Suite 350  
Buffalo NY, 14202

Project: Sanborn Wells - VOCs Only  
Project Number: Monitoring Wells  
Project Manager: George W. Hermance

Reported:  
01/28/08 10:30

**Volatile Organic Compounds by EPA Method 8260B - Quality Control**  
**Waste Stream Technology Inc.**

Analyte	Result	Reporting Limit	Units	Spike Level	Source Result	%REC	%REC Limits	RPD	RPD Limit	Notes
---------	--------	-----------------	-------	-------------	---------------	------	-------------	-----	-----------	-------

**Batch AA81704 - EPA 5030 Water MS**

Matrix Spike (AA81704-MS1)		Source: 8A15002-02		Prepared & Analyzed: 01/17/08						
dichlorodifluoromethane	14.9	2	ug/l	20.0	0.0	74.4	46-162			
chloromethane	14.3	2	"	20.0	0.0	71.5	37-135			
vinyl chloride	17.3	2	"	20.0	0.0	86.4	60-146			
bromomethane	19.9	2	"	20.0	0.0	99.6	24-161			
chloroethane	18.2	2	"	20.0	0.0	90.9	63-136			
trichlorofluoromethane	16.1	2	"	20.0	0.0	80.3	65-147			
1,1-dichloroethene	18.1	1	"	20.0	0.0	90.6	64-137			
methylene chloride	20.9	2	"	20.0	0.0	104	52-143			
trans-1,2-dichloroethene	20.5	1	"	20.0	0.0	102	74-131			
1,1-dichloroethane	18.9	1	"	20.0	0.0	94.4	67-128			
cis-1,2-dichloroethene	25.9	1	"	20.0	8.0	89.6	76-120			
chloroform	19.1	1	"	20.0	0.0	95.6	79-118			
1,1,1-trichloroethane	18.5	1	"	20.0	0.0	92.7	72-126			
carbon tetrachloride	17.4	1	"	20.0	0.0	87.0	71-125			
1,2-dichloroethane	19.5	1	"	20.0	0.0	97.5	72-118			
trichloroethene	23.5	1	"	20.0	4.0	97.1	59-133			
1,2-dichloropropane	19.4	1	"	20.0	0.0	97.2	77-109			
bromodichloromethane	19.3	1	"	20.0	0.0	96.6	78-117			
Dibromomethane	20.0	1	"	20.0	0.0	99.9	60-140			
2-chloroethylvinyl ether	18.5	10	"	20.0	0.0	92.6	10-180			
cis-1,3-dichloropropene	20.1	1	"	20.0	0.0	100	72-113			
trans-1,3-dichloropropene	19.7	1	"	20.0	0.0	98.6	81-117			
1,1,2-trichloroethane	19.1	1	"	20.0	0.0	95.4	74-113			
tetrachloroethene	19.3	1	"	20.0	0.0	96.4	78-119			
dibromochloromethane	20.1	1	"	20.0	0.0	101	82-114			
chlorobenzene	18.9	1	"	20.0	0.0	94.3	81-112			
1,1,1,2-tetrachloroethane	19.5	1	"	20.0	0.0	97.6	73-112			
bromoform	19.3	1	"	20.0	0.0	96.6	73-118			
1,1,2,2-tetrachloroethane	19.2	1	"	20.0	0.0	96.0	65-126			
bromobenzene	20.5	1	"	20.0	0.0	102	80-115			
1,2,3-trichloropropane	18.0	1	"	20.0	0.0	90.2	68-124			
1,3-dichlorobenzene	19.2	1	"	20.0	0.0	96.0	86-111			
1,4-dichlorobenzene	18.6	1	"	20.0	0.0	92.8	81-114			
1,2-dichlorobenzene	19.6	1	"	20.0	0.0	98.0	82-116			
Surrogate: 1,2-Dichloroethane-d4	29.6		ng/ml	30.0		98.6	74-117			
Surrogate: Toluene-d8	28.5		"	30.0		95.1	82-123			
Surrogate: Bromofluorobenzene	29.7		"	30.0		99.0	85-123			

Waste Stream Technology Inc.

*The results in this report apply to the samples analyzed in accordance with the chain of custody document. This analytical report must be reproduced in its entirety.*

Parsons Engineering  
40 La Riviere Drive, Suite 350  
Buffalo NY, 14202

Project: Sanborn Wells - VOCs Only  
Project Number: Monitoring Wells  
Project Manager: George W. Hermance

Reported:  
01/28/08 10:30

**Volatile Organic Compounds by EPA Method 8260B - Quality Control**  
**Waste Stream Technology Inc.**

Analyte	Result	Reporting Limit	Units	Spike Level	Source Result	%REC	%REC Limits	RPD	RPD Limit	Notes
---------	--------	-----------------	-------	-------------	---------------	------	-------------	-----	-----------	-------

**Batch AA81704 - EPA 5030 Water MS**

**Matrix Spike Dup (AA81704-MSD1)**

**Source: 8A15002-02**

**Prepared & Analyzed: 01/17/08**

dichlorodifluoromethane	15.5	2	ug/l	20.0	0.0	77.5	46-162	4.15	25	
chloromethane	15.4	2	"	20.0	0.0	77.2	37-135	7.67	25	
vinyl chloride	17.0	2	"	20.0	0.0	84.8	60-146	1.87	25	
bromomethane	19.7	2	"	20.0	0.0	98.6	24-161	1.06	25	
chloroethane	17.5	2	"	20.0	0.0	87.4	63-136	3.98	25	
trichlorofluoromethane	16.5	2	"	20.0	0.0	82.4	65-147	2.52	25	
1,1-dichloroethene	19.1	1	"	20.0	0.0	95.5	64-137	5.27	25	
methylene chloride	21.2	2	"	20.0	0.0	106	52-143	1.52	25	
trans-1,2-dichloroethene	19.6	1	"	20.0	0.0	97.8	74-131	4.50	25	
1,1-dichloroethane	19.2	1	"	20.0	0.0	95.8	67-128	1.53	25	
cis-1,2-dichloroethene	27.2	1	"	20.0	8.0	95.8	76-120	4.60	25	
chloroform	19.1	1	"	20.0	0.0	95.4	79-118	0.157	25	
1,1,1-trichloroethane	19.8	1	"	20.0	0.0	99.0	72-126	6.62	25	
carbon tetrachloride	18.1	1	"	20.0	0.0	90.7	71-125	4.22	25	
1,2-dichloroethane	19.6	1	"	20.0	0.0	97.8	72-118	0.256	25	
trichloroethene	23.3	1	"	20.0	4.0	96.2	59-133	0.770	25	
1,2-dichloropropane	19.5	1	"	20.0	0.0	97.6	77-109	0.411	25	
bromodichloromethane	19.3	1	"	20.0	0.0	96.6	78-117	0.00	25	
Dibromomethane	19.5	1	"	20.0	0.0	97.3	60-140	2.64	25	
2-chloroethylvinyl ether	18.5	10	"	20.0	0.0	92.7	10-180	0.0540	25	
cis-1,3-dichloropropene	19.3	1	"	20.0	0.0	96.6	72-113	3.81	25	
trans-1,3-dichloropropene	20.4	1	"	20.0	0.0	102	81-117	3.24	25	
1,1,2-trichloroethane	19.8	1	"	20.0	0.0	98.8	74-113	3.40	25	
tetrachloroethene	20.7	1	"	20.0	0.0	103	78-119	6.86	25	
dibromochloromethane	20.9	1	"	20.0	0.0	104	82-114	3.61	25	
chlorobenzene	19.6	1	"	20.0	0.0	98.0	81-112	3.85	25	
1,1,1,2-tetrachloroethane	20.3	1	"	20.0	0.0	102	73-112	4.11	25	
bromoform	19.6	1	"	20.0	0.0	98.0	73-118	1.34	25	
1,1,2,2-tetrachloroethane	20.4	1	"	20.0	0.0	102	65-126	6.31	25	
bromobenzene	20.1	1	"	20.0	0.0	101	80-115	1.92	25	
1,2,3-trichloropropane	19.3	1	"	20.0	0.0	96.5	68-124	6.80	25	
1,3-dichlorobenzene	19.5	1	"	20.0	0.0	97.7	86-111	1.70	25	
1,4-dichlorobenzene	19.6	1	"	20.0	0.0	98.0	81-114	5.56	25	
1,2-dichlorobenzene	20.3	1	"	20.0	0.0	101	82-116	3.41	25	
Surrogate: 1,2-Dichloroethane-d4	29.9		ng/ml	30.0		99.7	74-117			
Surrogate: Toluene-d8	30.1		"	30.0		100	82-123			
Surrogate: Bromofluorobenzene	30.7		"	30.0		102	85-123			

Waste Stream Technology Inc.

*The results in this report apply to the samples analyzed in accordance with the chain of custody document. This analytical report must be reproduced in its entirety.*

Parsons Engineering  
40 La Riviere Drive, Suite 350  
Buffalo NY, 14202

Project: Sanborn Wells - VOCs Only  
Project Number: Monitoring Wells  
Project Manager: George W. Hermance

Reported:  
01/28/08 10:30

### Notes and Definitions

U Analyte included in the analysis, but not detected  
DET Analyte DETECTED  
ND Analyte NOT DETECTED at or above the reporting limit  
NR Not Reported  
dry Sample results reported on a dry weight basis  
RPD Relative Percent Difference



# Chain of Custody Record

8A15002

Page 1 of 1

Project Name

BP Sanborn, NY

BP HPL/CTM / O Portfolios

BP Laboratory Contract Number

Date: 1/14/08

Requested Due Date (mm/dd/yyyy)

On-site Time	Temp
On-site Time	Temp
Site Conditions	
Measurement Events	
Wind Speed	Direction

Send To:				BP/CTM Facility No:				Consultant Contractor				Barrows							
Lab Name:				Wastewater				BP/CTM Facility Address				Address: 40 LaRiviere Dr. Suite 350							
Lab Address:				302 Grove Street Hawthorne, NY 14207				Site ID No:				Buffalo NY 14202							
Lab POC:				Suffernell				Cathleen Glavin ID:				Consultant Contractor Project No:							
Telephone:				216 870-5200				BP/CTM POC Contact:				Consultant Contractor Telephone: Fax 716 633-2071 633-2195							
Report Type & QC Level:								Address:				Consultant Contractor POC: George Hendricks							
BP/CTM Account No:								Telephone:				Invoice to: Consultant Contractor or BP/CTM (circle one)							
Lab Bottle Order No:								216 271-8038 271-8947				BP/CTM Work Release No:							
Item No.		Sample Description		Time		Matrix		Laboratory No.		No. of containers		Preservatives		Requested Analysis		Sample Points Labeling and Comments			
1		B-39		1325		X				3		X							
2		B-42		1140		X				3		X							
3		B-42 MS		1140		X				3		X							
4		B-42 MSD		1140		X				3		X							
5		B-43		1205		X				3		X							
6		B-44		1150		X				3		X							
7		TRP Blank				X				4		X							
8																			
9																			
10																			
Sampler's Name:				Richard Becker				Relinquished By / Affiliation:				Date:				Time:			
Sampler's Company:				O&M Enterprises				Signature: [Signature]				Date:				Time:			
Shipment Date:				1/14/08				Signature: [Signature]				Date:				Time:			
Shipment Method:				POST pickup				Signature: [Signature]				Date:				Time:			
Shipment Tracking No:								Signature: [Signature]				Date:				Time:			
Special Instructions:																			
Custody Seals in Place Yes No <input checked="" type="checkbox"/> Temperature Blank Yes No <input checked="" type="checkbox"/> Cooler Temperature on Receipt Yes No <input checked="" type="checkbox"/> Trip Blank Yes No <input checked="" type="checkbox"/>																			
Distribution: White Copy - Laboratory / Yellow Copy - BP/CTM / Pink Copy - Consultant/Contractor																			

**APPENDIX C**

**WATER QUALITY DATABASE**  
**JANUARY 2001 THROUGH MARCH 2008**



# FORMER CARBORUNDUM FACILITY

# WHEATFIELD, NEW YORK

Well Id: B- 3M

Date	Lab Sample Id	Method	Carbon tetrachloride (ug/L)	Chloroform (ug/L)	1,1-Dichloroethane (ug/L)	1,1-Dichloroethene (ug/L)	Methylene chloride (ug/L)	Trans-1,2-dichloroethene (ug/L)	Cis-1,2-dichloroethene (ug/L)	1,1,1-Trichloroethane (ug/L)	Trichloroethene (ug/L)	Tetrachloroethene (ug/L)	Vinyl chloride (ug/L)	Total (ug/L)
07/13/2001	A1663812	8021	ND	ND	0.34 J	ND	ND	1.6	50	ND	4.1	ND	2	58.04
07/12/2002	A2713901	8021	ND	ND	2.4	ND	2.2 J	13	360	ND	36	1.8	18	433.4
07/08/2003	A3649103	8021	ND	ND	ND	ND	7.4	8.5	490	ND	14	ND	5	524.9
07/06/2004	A4636508	8021	ND	ND	2.6	4.4	ND	7.3	190	ND	29	ND	18	251.3
07/14/2005	A5740501	8260/5ML	ND	ND	ND	ND	ND	3.8	75	ND	6.7	ND	7.7	93.2
07/14/2006	6G14010-08	8260B	ND	ND	ND	ND	ND	2	41	ND	3	ND	4	50
07/09/2007	7G10002-01	8260B	ND	ND	ND	ND	ND	ND	33	ND	2	ND	11	46

ND - Not detected, indicates parameter was analyzed for, but not detected at or above the reporting limit.

To address the NYSDEC concerns regarding the presentation and plotting of nondetected values, the data for 2001 to 2004 has been reevaluated and interpreted as follows:

- 1) Nondetected concentrations have been represented as ND for reporting purposes.
- 2) Total VOCs have been recalculated and represented as the sum of the detected parameters shown on this table.
- 3) The method change to 8260 was approved by the NYSDEC and changed in January 2005.

# FORMER CARBORUNDUM FACILITY

# WHEATFIELD, NEW YORK

Well Id: B- 4M

Date	Lab Sample Id	Method	Carbon tetrachloride (ug/L)	Chloroform (ug/L)	1,1-Dichloroethane (ug/L)	1,1-Dichloroethene (ug/L)	Methylene chloride (ug/L)	Trans-1,2-dichloroethene (ug/L)	Cis-1,2-dichloroethene (ug/L)	1,1,1-Trichloroethane (ug/L)	Trichloroethene (ug/L)	Tetrachloroethene (ug/L)	Vinyl chloride (ug/L)	Total (ug/L)
07/13/2001	A1663816	8021	ND	ND	ND	ND	0.58 J	1.6	61	ND	5.5	ND	1.5 J	70.18
07/12/2002	A2713906	8021	ND	ND	ND	ND	ND	1.5	47	ND	5	ND	5.6	59.1
07/08/2003	A3649109	8021	ND	ND	ND	ND	ND	2.3	67	ND	7.8	ND	6.4	83.5
07/06/2004	A4636506	8021	ND	ND	ND	ND	ND	1.9	38	ND	8.2	ND	10	58.1
07/14/2005	A5740502	8260/5ML	ND	ND	ND	ND	ND	1.8	36	ND	5.4	ND	12	55.2
07/14/2006	6G14010-07	8260B	ND	ND	ND	ND	ND	2	28	ND	5	ND	20	55
07/09/2007	7G10002-02	8260B	ND	ND	ND	ND	ND	1	24	ND	4	ND	22	51

ND - Not detected, indicates parameter was analyzed for, but not detected at or above the reporting limit.

To address the NYSDEC concerns regarding the presentation and plotting of nondetected values, the data for 2001 to 2004 has been reevaluated and interpreted as follows:

- 1) Nondetected concentrations have been represented as ND for reporting purposes.
- 2) Total VOCs have been recalculated and represented as the sum of the detected parameters shown on this table.
- 3) The method change to 8260 was approved by the NYSDEC and changed in January 2005.

# FORMER CARBORUNDUM FACILITY

# WHEATFIELD, NEW YORK

Well Id: B- 5M

Date	Lab Sample Id	Method	Carbon tetrachloride (ug/L)	Chloroform (ug/L)	1,1-Dichloroethane (ug/L)	1,1-Dichloroethene (ug/L)	Methylene chloride (ug/L)	Trans-1,2-dichloroethene (ug/L)	Cis-1,2-dichloroethene (ug/L)	1,1,1-Trichloroethane (ug/L)	Trichloroethene (ug/L)	Tetrachloroethene (ug/L)	Vinyl chloride (ug/L)	Total (ug/L)
07/13/2001	A1663817	8021	ND	ND	ND	ND	ND	0.47 J	18	ND	20	ND	ND	38.47
07/15/2002	A2723102	8021	ND	ND	ND	ND	ND	ND	3.8	ND	9.5	ND	ND	13.3
07/10/2003	A3654101	8021	ND	ND	ND	ND	ND	ND	4.5	ND	13	ND	ND	17.5
07/07/2004	A4636503	8021	ND	ND	ND	ND	ND	1.1	16	ND	72	ND	ND	89.1
07/12/2005	A5733201	8260/5ML	ND	ND	ND	ND	ND	ND	3.8	ND	12	ND	ND	15.8
07/18/2006	6G19003-09RE1	8260B	ND	ND	ND	ND	6 B	ND	9	ND	36	ND	ND	51
07/09/2007	7G10002-03	8260B	ND	ND	ND	ND	ND	ND	2	ND	6	ND	ND	8

ND - Not detected, indicates parameter was analyzed for, but not detected at or above the reporting limit.

To address the NYSDEC concerns regarding the presentation and plotting of nondetected values, the data for 2001 to 2004 has been reevaluated and interpreted as follows:

- 1) Nondetected concentrations have been represented as ND for reporting purposes.
- 2) Total VOCs have been recalculated and represented as the sum of the detected parameters shown on this table.
- 3) The method change to 8260 was approved by the NYSDEC and changed in January 2005.

## FORMER CARBORUNDUM FACILITY

## WHEATFIELD, NEW YORK

Well Id: B- 6M

Date	Lab Sample Id	Method	Carbon tetrachloride (ug/L)	Chloroform (ug/L)	1,1-Dichloroethane (ug/L)	1,1-Dichloroethene (ug/L)	Methylene chloride (ug/L)	Trans-1,2-dichloroethene (ug/L)	Cis-1,2-dichloroethene (ug/L)	1,1,1-Trichloroethane (ug/L)	Trichloroethene (ug/L)	Tetrachloroethene (ug/L)	Vinyl chloride (ug/L)	Total (ug/L)
01/16/2001	A1043907	8021	ND	ND	ND	ND	ND	ND	2.7	ND	16	ND	ND	18.7
04/16/2001	A1345808	624	ND	ND	ND	ND	ND	ND	1.8	ND	18	ND	ND	19.8
07/13/2001	A1663814	8021	ND	ND	ND	ND	ND	ND	1.1	ND	12	ND	ND	13.1
10/10/2001	A1994701	8021	ND	ND	ND	ND	ND	ND	1.7	ND	19	ND	ND	20.7
01/23/2002	A2076801	8021	ND	ND	ND	ND	ND	0.66 J	27	ND	51	ND	ND	78.66
04/12/2002	A2351803	8021	ND	ND	ND	ND	ND	ND	9.8	ND	100	ND	ND	109.8
07/12/2002	A2713909	8021	ND	ND	ND	ND	ND	ND	11	ND	69	ND	ND	80
10/08/2002	A2999301	8021	ND	ND	ND	ND	ND	ND	9.1	ND	52	ND	ND	61.1
01/21/2003	A3069002	8021	ND	ND	ND	ND	ND	ND	6.3	ND	47	ND	ND	53.3
04/09/2003	A3329501	8021	ND	ND	ND	ND	24	ND	8.1	ND	48	ND	ND	80.1
07/08/2003	A3649108	8021	ND	ND	ND	ND	ND	ND	9.4	ND	60	ND	ND	69.4
10/13/2003	A3991405	8021	ND	ND	ND	ND	ND	ND	34	ND	130	ND	ND	164
01/28/2004	A4077401	8021	ND	ND	ND	ND	2.9	ND	37	ND	260	ND	ND	299.9
04/20/2004	A4356802	8021	ND	ND	ND	ND	ND	ND	22	ND	240	ND	ND	262
07/07/2004	A4636502	8021	ND	ND	ND	ND	ND	ND	16	ND	130	ND	ND	146
10/21/2004	A4A48001	8021	ND	ND	ND	ND	ND	ND	18	ND	100 E	ND	ND	118
01/17/2005	A5044302	8260	ND	ND	ND	ND	ND	ND	10	ND	110	ND	ND	120
04/05/2005	A5317802	8260	ND	ND	ND	ND	0.93 J	ND	6.7	ND	91 E	0.55 J	ND	99.18
04/05/2005	A5317802DL	8260	ND	ND	ND	ND	ND	ND	6.3 D	ND	95 D	ND	ND	101.3
07/12/2005	A5733202	8260/5ML	ND	ND	ND	ND	ND	ND	6.2	ND	58	ND	ND	64.2
10/05/2005	A5B10602	8260	ND	ND	ND	ND	ND	0.64 J	22	ND	97	ND	1.1 J	120.74
01/24/2006	A6089111	8260	ND	ND	ND	ND	ND	ND	7.3	ND	61	ND	ND	68.3
04/12/2006	6D13005-03	8260B	ND	ND	ND	ND	ND	ND	10	ND	99	ND	ND	109
07/18/2006	6G19003-14	8260B	ND	ND	ND	ND	5 B	ND	18	ND	109	ND	ND	132
10/10/2006	6J11002-06	8260B	ND	ND	ND	ND	ND	2	73	ND	414 D	ND	4	493
01/09/2007	7A10006-03	8260B	ND	ND	ND	ND	3 B	ND	21	ND	205 D	ND	ND	229
04/04/2007	7D05011-01	8260B	ND	ND	ND	ND	ND	ND	13	ND	150	ND	ND	163
07/11/2007	7G12003-07	8260B	ND	ND	ND	ND	ND	ND	13	ND	137	ND	ND	150
10/10/2007	7J11002-02	8260B	ND	ND	ND	ND	ND	1	45	ND	258 D	ND	3	307
01/08/2008	8A09005-06	8260B	ND	ND	ND	ND	4	3	99	ND	500 D	ND	ND	606

ND - Not detected, indicates parameter was analyzed for, but not detected at or above the reporting limit.

To address the NYSDEC concerns regarding the presentation and plotting of nondetected values, the data for 2001 to 2004 has been reevaluated and interpreted as follows:

- 1) Nondetected concentrations have been represented as ND for reporting purposes.
- 2) Total VOCs have been recalculated and represented as the sum of the detected parameters shown on this table.
- 3) The method change to 8260 was approved by the NYSDEC and changed in January 2005.

# FORMER CARBORUNDUM FACILITY

# WHEATFIELD, NEW YORK

Well Id: B- 7M

Date	Lab Sample Id	Method	Carbon tetrachloride (ug/L)	Chloroform (ug/L)	1,1-Dichloro-ethane (ug/L)	1,1-Dichloro-ethene (ug/L)	Methylene chloride (ug/L)	Trans-1,2-dichloro-ethene (ug/L)	Cis-1,2-dichloro-ethene (ug/L)	1,1,1-Trichloro-ethane (ug/L)	Trichloro-ethene (ug/L)	Tetrachloro-ethene (ug/L)	Vinyl chloride (ug/L)	Total (ug/L)
01/11/2001	A1035103	8021	ND	ND	ND	ND	ND	ND	1.8	ND	2.2	ND	ND	4
04/20/2001	A1366402	624	ND	ND	ND	ND	ND	ND	2.9	ND	3.2	ND	ND	6.1
07/12/2001	A1663801	8021	ND	ND	ND	ND	ND	ND	0.5 J	ND	1.8	ND	ND	2.3
10/10/2001	A1994702	8021	ND	ND	ND	ND	ND	ND	0.59 J	ND	1.9	ND	ND	2.49
01/21/2002	A2066003	8021	ND	ND	ND	ND	ND	ND	1.1	ND	4.6	ND	ND	5.7
04/11/2002	A2348301	8021	ND	ND	ND	ND	ND	ND	1.5	ND	11	ND	ND	12.5
07/11/2002	A2708314	8021	ND	ND	ND	ND	ND	ND	2.3	ND	7.7	ND	ND	10
10/08/2002	A2999307	8021	ND	ND	ND	ND	ND	ND	1.8	ND	7.2	ND	ND	9
01/16/2003	A3055803	8021	ND	3.1	ND	ND	ND	ND	0.92 J	ND	4	ND	ND	8.02
04/08/2003	A3329504	8021	ND	ND	ND	ND	ND	ND	2.3	ND	8.6	ND	ND	10.9
07/08/2003	A3649101	8021	ND	ND	ND	ND	ND	ND	0.85 J	ND	5.4	ND	ND	6.25
10/10/2003	A3983901	8021	ND	ND	ND	ND	ND	ND	28	ND	63	ND	ND	91
01/09/2004	A4026201	8021	ND	ND	ND	ND	ND	ND	6.7	ND	25	ND	ND	31.7
04/14/2004	A4331802	8021	ND	ND	ND	ND	ND	ND	4.4	ND	21	ND	ND	25.4
06/30/2004	A4619301	8021	ND	ND	ND	ND	ND	ND	3.7	ND	18	ND	ND	21.7
10/26/2004	A4A60202	8021	ND	ND	ND	ND	ND	ND	3.9	ND	12	ND	ND	15.9
01/18/2005	A5051004	8260	ND	ND	ND	ND	ND	ND	1.3	ND	8.6	ND	ND	9.9
04/04/2005	A5307701	8260	ND	ND	ND	ND	ND	ND	1.6	ND	12 B	ND	ND	13.6
07/12/2005	A5725601	8260/5ML	ND	ND	ND	ND	ND	ND	1.8	ND	8.2	ND	ND	10
07/17/2006	6G18004-02	8260B	ND	ND	ND	ND	ND	ND	2	ND	8	ND	ND	10
07/10/2007	7G11015-01	8260B	ND	ND	ND	ND	ND	ND	1	ND	7	ND	ND	8

ND - Not detected, indicates parameter was analyzed for, but not detected at or above the reporting limit.

To address the NYSDEC concerns regarding the presentation and plotting of nondetected values, the data for 2001 to 2004 has been reevaluated and interpreted as follows:

- 1) Nondetected concentrations have been represented as ND for reporting purposes.
- 2) Total VOCs have been recalculated and represented as the sum of the detected parameters shown on this table.
- 3) The method change to 8260 was approved by the NYSDEC and changed in January 2005.

# FORMER CARBORUNDUM FACILITY

# WHEATFIELD, NEW YORK

Well Id: B- 8M

Date	Lab Sample Id	Method	Carbon tetrachloride (ug/L)	Chloroform (ug/L)	1,1-Dichloro-ethane (ug/L)	1,1-Dichloro-ethene (ug/L)	Methylene chloride (ug/L)	Trans-1,2-dichloro-ethene (ug/L)	Cis-1,2-dichloro-ethene (ug/L)	1,1,1-Trichloro-ethane (ug/L)	Trichloro-ethene (ug/L)	Tetrachloro-ethene (ug/L)	Vinyl chloride (ug/L)	Total (ug/L)
01/12/2001	A1035104	8021	ND	ND	ND	ND	620	ND	1400	ND	7400	ND	ND	9420
04/24/2001	A1375204	8021	ND	ND	ND	ND	ND	ND	2400	ND	24000	ND	ND	26400
07/11/2001	A1648705	8021	ND	ND	ND	ND	500	ND	700	ND	11000	ND	ND	12200
10/17/2001	A1A23313	8021	ND	ND	ND	ND	980	ND	8500	ND	64000	ND	ND	73480
01/25/2002	A2081501	8021	ND	ND	ND	ND	170	ND	2400	ND	35000 D	ND	ND	37570
04/22/2002	A2391102	8021	ND	ND	ND	ND	540	ND	ND	ND	22000	ND	ND	22540
07/17/2002	A2732602	8021	ND	ND	ND	ND	1500	ND	4700	ND	73000	ND	ND	79200
10/15/2002	A2A23602	8021	ND	ND	ND	ND	ND	ND	7100	ND	41000	ND	ND	48100
01/24/2003	A3075209	8021	ND	ND	ND	ND	ND	ND	1900	ND	10000	ND	ND	11900
04/24/2003	A3389604	8021	ND	ND	ND	ND	530	ND	2100	ND	23000	ND	ND	25630
07/22/2003	A3699407	8021	ND	ND	ND	ND	ND	ND	9500	ND	170000	ND	ND	179500
10/22/2003	A3A28301	8021	ND	ND	ND	ND	ND	ND	5300	ND	85000	ND	ND	90300
01/22/2004	A4057101	8021	ND	ND	ND	ND	ND	330	330	ND	12000	ND	ND	12660
04/30/2004	A4402504	8021	ND	ND	ND	ND	ND	ND	ND	ND	24000	ND	ND	24000
07/19/2004	A4682701	8260	ND	ND	ND	ND	3000	ND	3900	ND	71000	ND	ND	77900
07/19/2004	A4682701	8021	ND	ND	ND	ND	ND	ND	7800 E	ND	58000	ND	ND	65800
10/15/2004	A4A20302	8021	ND	ND	ND	3.6	ND	6.5	980 D	ND	15000 D	4	17	16011.1
01/12/2005	A5036104	8260	ND	ND	ND	ND	ND	ND	920	ND	65000 E	ND	ND	65920
01/12/2005	A5036104DL	8260							860 D		51000 D			51860
04/19/2005	A5387403	8260	ND	ND	ND	ND	ND	ND	430	ND	18000	ND	ND	18430
07/15/2005	A5747101	8260/5ML	ND	ND	ND	ND	200	ND	3300	ND	34000 E	ND	320	37820
07/15/2005	A5747101DL	8260/5ML	ND	ND	ND	ND	870 D	ND	2700 D	ND	29000 D	ND	250 D	32820
10/24/2005	A5B97301	8260	ND	ND	0.93 J	12	ND	13	1400 E	0.61 J	12000 E	5.4	42	13473.94
10/24/2005	A5B97301DL	8260	ND	ND	ND	ND	ND	ND	880 D	ND	56000 BD	ND	ND	56880
01/26/2006	A6102405	8260	ND	ND	ND	ND	ND	ND	1000	ND	36000	ND	ND	37000
04/19/2006	6D20002-03RE1	8260B	ND	ND	ND	ND	ND	ND	1020	ND	23200 D	ND	78	24298
07/14/2006	6G14010-01	8260B	ND	ND	ND	20	115	32	3450	ND	58900 D	ND	198	62715
10/09/2006	6J10002-08	8260B	ND	ND	ND	ND	74	ND	975	ND	29100 D	ND	ND	30149
01/09/2007	7A10006-06	8260B	ND	ND	ND	ND	235	ND	2580	ND	48700 D	ND	50	51565
04/12/2007	7D13007-04	8260B	ND	ND	ND	ND	1160	ND	692	ND	17800	ND	ND	19652
07/16/2007	7G17015-05	8260B	ND	ND	ND	ND	1260	ND	4130	ND	71500	ND	ND	76890
10/09/2007	7J10006-05	8260B	ND	ND	ND	ND	ND	ND	6730	ND	120000 D	ND	ND	126730
01/07/2008	8A08003-02RE1	8260B	ND	ND	ND	ND	500	ND	1280	ND	30500	ND	ND	32280

ND - Not detected, indicates parameter was analyzed for, but not detected at or above the reporting limit.

To address the NYSDEC concerns regarding the presentation and plotting of nondetected values, the data for 2001 to 2004 has been reevaluated and interpreted as follows:

- 1) Nondetected concentrations have been represented as ND for reporting purposes.
- 2) Total VOCs have been recalculated and represented as the sum of the detected parameters shown on this table.
- 3) The method change to 8260 was approved by the NYSDEC and changed in January 2005.

# FORMER CARBORUNDUM FACILITY

# WHEATFIELD, NEW YORK

Well Id: B- 9M

Date	Lab Sample Id	Method	Carbon tetrachloride (ug/L)	Chloroform (ug/L)	1,1-Dichloroethane (ug/L)	1,1-Dichloroethene (ug/L)	Methylene chloride (ug/L)	Trans-1,2-dichloroethene (ug/L)	Cis-1,2-dichloroethene (ug/L)	1,1,1-Trichloroethane (ug/L)	Trichloroethene (ug/L)	Tetrachloroethene (ug/L)	Vinyl chloride (ug/L)	Total (ug/L)
07/17/2002	A2732703	8021	ND	ND	ND	ND	ND	ND	7.4	ND	23	1.7	ND	32.1
07/02/2003	A3639709	8021	ND	ND	ND	ND	ND	ND	1.4	ND	2.8	ND	ND	4.2
06/29/2004	A4614511	8021	ND	ND	ND	ND	ND	ND	ND	ND	2	ND	ND	2
07/07/2005	A5706807	8260	ND	ND	ND	ND	ND	ND	2.7	ND	5.4	1.4	ND	9.5
10/24/2005	A5B97302	8260	ND	ND	ND	ND	ND	ND	ND	ND	1.3 B	ND	ND	1.3
01/24/2006	A6089109	8260	ND	ND	ND	ND	ND	ND	ND	ND	0.67 J	ND	ND	0.67
04/12/2006	6D13005-05	8260B	ND	ND	ND	ND	ND	ND	ND	ND	ND	ND	ND	ND
07/13/2006	6G14009-05	8260B	ND	ND	ND	ND	3	ND	2	ND	3	ND	ND	8
10/09/2006	6J10002-07	8260B	ND	ND	ND	ND	ND	ND	1	ND	4	ND	ND	5
01/05/2007	7A05012-03	8260B	ND	ND	ND	ND	ND	ND	ND	ND	ND	ND	ND	ND
04/04/2007	7D05011-05	8260B	ND	ND	ND	ND	ND	ND	ND	ND	ND	ND	ND	ND
07/10/2007	7G11015-03	8260B	ND	ND	ND	ND	ND	ND	ND	ND	1	ND	ND	1
10/09/2007	7J10006-10	8260B	ND	ND	ND	ND	ND	ND	2	ND	ND	ND	ND	2
01/07/2008	8A08003-03	8260B	ND	ND	ND	ND	3	ND	ND	ND	ND	ND	ND	3

ND - Not detected, indicates parameter was analyzed for, but not detected at or above the reporting limit.

To address the NYSDEC concerns regarding the presentation and plotting of nondetected values, the data for 2001 to 2004 has been reevaluated and interpreted as follows:

- 1) Nondetected concentrations have been represented as ND for reporting purposes.
- 2) Total VOCs have been recalculated and represented as the sum of the detected parameters shown on this table.
- 3) The method change to 8260 was approved by the NYSDEC and changed in January 2005.

# FORMER CARBORUNDUM FACILITY

# WHEATFIELD, NEW YORK

Well Id: B-10M

Date	Lab Sample Id	Method	Carbon tetrachloride (ug/L)	Chloroform (ug/L)	1,1-Dichloroethane (ug/L)	1,1-Dichloroethene (ug/L)	Methylene chloride (ug/L)	Trans-1,2-dichloroethene (ug/L)	Cis-1,2-dichloroethene (ug/L)	1,1,1-Trichloroethane (ug/L)	Trichloroethene (ug/L)	Tetrachloroethene (ug/L)	Vinyl chloride (ug/L)	Total (ug/L)
07/10/2001	A1648708	8021	ND	ND	0.72 J	ND	1.1 J	0.64 J	21	4.3	43	ND	ND	70.76
07/16/2002	A2722907	8021	ND	ND	ND	ND	2.6	ND	14	4.3	56	ND	ND	76.9
04/25/2003	A3389601	8021	ND	ND	ND	ND	1.5 J	ND	10	3.6	52	ND	ND	67.1
07/18/2003	A3689004	8021	ND	ND	ND	ND	ND	ND	7.4	2.6	40	ND	ND	50
10/22/2003	A3A21906	8021	ND	ND	ND	ND	ND	ND	19	5.1	92	ND	ND	116.1
04/29/2004	A4402501	8021	ND	ND	ND	ND	ND	ND	10	3.8	59	ND	ND	72.8
07/16/2004	A4674302	8021	ND	ND	1.3	ND	3.8 E	1.9 E	7.6 E	3.7 E	45 E	ND	ND	63.3
07/16/2004	A4674302	8260	ND	ND	ND	ND	1.3 J	ND	4.6	2	36	ND	ND	43.9
10/15/2004	A4A20301	8021	ND	ND	ND	ND	1.3	0.51 J	12	4.1	39	ND	ND	56.91
04/19/2005	A5387402	8260	ND	ND	ND	ND	ND	0.49 J	6	3.5	40 E	ND	ND	49.99
04/19/2005	A5387402DL	8260	ND	ND	ND	ND	ND	ND	5.7 D	3.3 D	40 D	ND	ND	49
07/20/2005	A5762302	8260/5ML	ND	ND	0.7 J	ND	ND	0.75 J	9.1	4.8	45	ND	ND	60.35
10/24/2005	A5B97303	8260	ND	ND	0.67 J	ND	ND	0.63 J	11	4.6	55 B	ND	ND	71.9
04/19/2006	6D20002-02	8260B	ND	ND	ND	ND	ND	ND	5	3	30	ND	ND	38
07/18/2006	6G19003-01	8260B	ND	ND	ND	ND	4 B	ND	13	6	42	ND	ND	65
10/11/2006	6J12003-07RE1	8260B	ND	ND	ND	ND	ND	ND	9	5	53	ND	ND	67
04/18/2007	7D19009-02	8260B	ND	ND	ND	ND	ND	ND	4	3	27	ND	ND	34
07/10/2007	7G11015-04	8260B	ND	ND	ND	ND	ND	ND	6	4	36	ND	ND	46
10/09/2007	7J10006-11	8260B	ND	ND	ND	ND	ND	1	15	5	51	ND	ND	72

ND - Not detected, indicates parameter was analyzed for, but not detected at or above the reporting limit.

To address the NYSDEC concerns regarding the presentation and plotting of nondetected values, the data for 2001 to 2004 has been reevaluated and interpreted as follows:

- 1) Nondetected concentrations have been represented as ND for reporting purposes.
- 2) Total VOCs have been recalculated and represented as the sum of the detected parameters shown on this table.
- 3) The method change to 8260 was approved by the NYSDEC and changed in January 2005.



# FORMER CARBORUNDUM FACILITY

# WHEATFIELD, NEW YORK

Well Id: B-11M

Date	Lab Sample Id	Method	Carbon tetrachloride (ug/L)	Chloroform (ug/L)	1,1-Dichloroethane (ug/L)	1,1-Dichloroethene (ug/L)	Methylene chloride (ug/L)	Trans-1,2-dichloroethene (ug/L)	Cis-1,2-dichloroethene (ug/L)	1,1,1-Trichloroethane (ug/L)	Trichloroethene (ug/L)	Tetrachloroethene (ug/L)	Vinyl chloride (ug/L)	Total (ug/L)
07/10/2001	A1648706	8021	ND	ND	ND	ND	12	ND	21	ND	270	ND	ND	303
07/16/2002	A2722909	8021	ND	ND	ND	ND	ND	ND	230	ND	1500	ND	ND	1730
07/10/2003	A3654302	8021	ND	ND	ND	ND	ND	ND	160	ND	990	ND	ND	1150
07/07/2004	A4636802	8021	ND	ND	ND	ND	ND	ND	200	ND	1600	35	ND	1835
07/14/2005	A5740602	8260/5ML	ND	ND	ND	1.4	ND	2.7	340 E	ND	710 E	87	1.3 J	1142.4
07/14/2005	A5740602DL	8260/5ML	ND	ND	ND	ND	ND	ND	310 D	ND	2000 D	57 D	ND	2367
07/14/2006	6G14010-04	8260B	ND	ND	ND	ND	ND	ND	189	ND	1090	30	ND	1309
07/16/2007	7G17015-08	8260B	ND	ND	ND	ND	ND	ND	155	ND	1150	67	ND	1372

ND - Not detected, indicates parameter was analyzed for, but not detected at or above the reporting limit.

To address the NYSDEC concerns regarding the presentation and plotting of nondetected values, the data for 2001 to 2004 has been reevaluated and interpreted as follows:

- 1) Nondetected concentrations have been represented as ND for reporting purposes.
- 2) Total VOCs have been recalculated and represented as the sum of the detected parameters shown on this table.
- 3) The method change to 8260 was approved by the NYSDEC and changed in January 2005.

# FORMER CARBORUNDUM FACILITY

# WHEATFIELD, NEW YORK

Well Id: B-12M

Date	Lab Sample Id	Method	Carbon tetrachloride (ug/L)	Chloroform (ug/L)	1,1-Dichloroethane (ug/L)	1,1-Dichloroethene (ug/L)	Methylene chloride (ug/L)	Trans-1,2-dichloroethene (ug/L)	Cis-1,2-dichloroethene (ug/L)	1,1,1-Trichloroethane (ug/L)	Trichloroethene (ug/L)	Tetrachloroethene (ug/L)	Vinyl chloride (ug/L)	Total (ug/L)
07/18/2002	A2732704	8021	ND	ND	1	ND	ND	ND	30	1.4	74	ND	ND	106.4
07/02/2003	A3639710	8021	ND	ND	8.3	1.8	ND	3.8	87 D	26	82	ND	ND	208.9
06/29/2004	A4614512	8021	ND	ND	4	ND	ND	2.7	71	8.3	240	ND	ND	326
07/08/2005	A5715203	8260/5ML	ND	ND	0.56 J	ND	ND	ND	7.3	1.1	30	ND	ND	38.96
07/18/2006	6G19003-15	8260B	ND	ND	9	3	5 B	4	164	8	581 D	ND	6	780
07/09/2007	7G10002-04RE1	8260B	ND	ND	1	ND	ND	ND	20	2	77	ND	ND	100

ND - Not detected, indicates parameter was analyzed for, but not detected at or above the reporting limit.

To address the NYSDEC concerns regarding the presentation and plotting of nondetected values, the data for 2001 to 2004 has been reevaluated and interpreted as follows:

- 1) Nondetected concentrations have been represented as ND for reporting purposes.
- 2) Total VOCs have been recalculated and represented as the sum of the detected parameters shown on this table.
- 3) The method change to 8260 was approved by the NYSDEC and changed in January 2005.

# FORMER CARBORUNDUM FACILITY

# WHEATFIELD, NEW YORK

Well Id: B-13M

Date	Lab Sample Id	Method	Carbon tetrachloride (ug/L)	Chloroform (ug/L)	1,1-Dichloroethane (ug/L)	1,1-Dichloroethene (ug/L)	Methylene chloride (ug/L)	Trans-1,2-dichloroethene (ug/L)	Cis-1,2-dichloroethene (ug/L)	1,1,1-Trichloroethane (ug/L)	Trichloroethene (ug/L)	Tetrachloroethene (ug/L)	Vinyl chloride (ug/L)	Total (ug/L)
04/19/2001	A1361310	624	ND	ND	ND	ND	ND	2.6	67	ND	12	ND	ND	81.6
07/12/2001	A1663807	8021	ND	7.6	ND	ND	5.5	14	720	ND	120	ND	ND	867.1
07/16/2002	A2722911	8021	ND	ND	ND	ND	14	18	1000	ND	140	ND	ND	1172
04/22/2003	A3376301	8021	ND	ND	ND	ND	22	14	1400	ND	1400	ND	82	2918
07/18/2003	A3689003	8021	ND	ND	10	ND	ND	12	1300	ND	470	ND	48	1840
10/22/2003	A3A21905	8021	ND	ND	12	ND	ND	10	1600	ND	310	ND	71	2003
04/27/2004	A4387501	8021	ND	ND	ND	ND	ND	16	1100	ND	89	ND	34	1239
07/13/2004	A4663801	8021	ND	42	16	19	30	27	950	ND	200	ND	40	1324
10/13/2004	A4A09403	8021	ND	ND	18	5.8	1.5 B	14	760 D	2.4	250 D	ND	21	1072.7
04/19/2005	A5387404	8260	ND	ND	21	6.9	ND	10	1100 E	2.6	450 E	ND	22	1612.5
04/19/2005	A5387404DL	8260	ND	ND	ND	ND	ND	ND	1100 D	ND	440 D	ND	ND	1540
07/21/2005	A5768401	8260/5ML	ND	ND	8.5	8.4	ND	24	1100 E	ND	300	ND	9	1449.9
07/21/2005	A5768401DL	8260/5ML	ND	ND	ND	ND	ND	12 D	640 D	ND	110 D	ND	38 D	800
10/20/2005	A5B92004	8260	ND	ND	6.7	ND	6.5 B	20	1000 E	ND	210	ND	13	1256.2
10/20/2005	A5B92004DL	8260	ND	ND	ND	ND	ND	12 D	640 D	ND	140 BD	ND	22 D	814
01/24/2006	A6089113	8260	ND	ND	2.8	ND	4.2	2.3	230	ND	81	ND	4.7	325
04/18/2006	6D19002-03	8260B	ND	ND	3	1	ND	5	321 D	ND	137	ND	5	472
07/14/2006	6G14010-05	8260B	ND	ND	7	5	9	20	838 D	ND	202	ND	59	1140
10/11/2006	6J12003-01	8260B	ND	ND	3	2	ND	8	368 D	ND	73	ND	19	473
01/10/2007	7A11003-05	8260B	ND	ND	2	ND	ND	2	225 D	ND	84	ND	7	320
04/12/2007	7D13007-01	8260B	ND	ND	1	ND	ND	3	152	ND	63	ND	8	227
07/12/2007	7G13019-08	8260B	ND	ND	3	2	ND	10	437 D	ND	127	ND	25	604
10/09/2007	7J10006-02	8260B	ND	ND	ND	ND	ND	9	413	ND	122	ND	27	571
01/08/2008	8A09005-01	8260B	ND	ND	ND	ND	ND	ND	241	ND	59	ND	ND	300

ND - Not detected, indicates parameter was analyzed for, but not detected at or above the reporting limit.

To address the NYSDEC concerns regarding the presentation and plotting of nondetected values, the data for 2001 to 2004 has been reevaluated and interpreted as follows:

- 1) Nondetected concentrations have been represented as ND for reporting purposes.
- 2) Total VOCs have been recalculated and represented as the sum of the detected parameters shown on this table.
- 3) The method change to 8260 was approved by the NYSDEC and changed in January 2005.

# FORMER CARBORUNDUM FACILITY

# WHEATFIELD, NEW YORK

Well Id: B-14M

Date	Lab Sample Id	Method	Carbon tetrachloride (ug/L)	Chloroform (ug/L)	1,1-Dichloroethane (ug/L)	1,1-Dichloroethene (ug/L)	Methylene chloride (ug/L)	Trans-1,2-dichloroethene (ug/L)	Cis-1,2-dichloroethene (ug/L)	1,1,1-Trichloroethane (ug/L)	Trichloroethene (ug/L)	Tetrachloroethene (ug/L)	Vinyl chloride (ug/L)	Total (ug/L)
07/17/2002	A2732701	8021	ND	ND	ND	ND	ND	ND	160	ND	730	ND	ND	890
07/02/2003	A3639711	8021	ND	ND	ND	ND	ND	0.83 J	39	ND	260 D	ND	ND	299.83
06/29/2004	A4614507	8021	ND	ND	ND	ND	12	ND	9.1	ND	120	ND	ND	141.1
06/29/2004	A4614507RE	8021	ND	ND	ND	ND	13	ND	10	ND	130	ND	ND	153
07/08/2005	A5715204	8260/5ML	ND	ND	ND	ND	ND	1.8	96	ND	560 E	9	ND	666.8
07/08/2005	A5715204DL	8260/5ML	ND	ND	ND	ND	ND	ND	81 D	ND	500 D	6.7 D	ND	587.7
07/13/2006	6G14009-04	8260B	ND	ND	ND	ND	ND	ND	306	ND	1500 D	9	17	1832
07/10/2007	7G11015-02RE1	8260B	ND	ND	ND	ND	ND	ND	67	ND	541	11	ND	619

ND - Not detected, indicates parameter was analyzed for, but not detected at or above the reporting limit.

To address the NYSDEC concerns regarding the presentation and plotting of nondetected values, the data for 2001 to 2004 has been reevaluated and interpreted as follows:

- 1) Nondetected concentrations have been represented as ND for reporting purposes.
- 2) Total VOCs have been recalculated and represented as the sum of the detected parameters shown on this table.
- 3) The method change to 8260 was approved by the NYSDEC and changed in January 2005.

# FORMER CARBORUNDUM FACILITY

# WHEATFIELD, NEW YORK

Well Id: B-15M

Date	Lab Sample Id	Method	Carbon tetrachloride (ug/L)	Chloroform (ug/L)	1,1-Dichloroethane (ug/L)	1,1-Dichloroethene (ug/L)	Methylene chloride (ug/L)	Trans-1,2-dichloroethene (ug/L)	Cis-1,2-dichloroethene (ug/L)	1,1,1-Trichloroethane (ug/L)	Trichloroethene (ug/L)	Tetrachloroethene (ug/L)	Vinyl chloride (ug/L)	Total (ug/L)
07/12/2001	A1663802	8021	ND	ND	ND	ND	ND	ND	ND	ND	ND	ND	ND	ND
07/09/2002	A2695507	8021	ND	ND	ND	ND	ND	ND	ND	ND	ND	ND	ND	ND
08/05/2002	A2793603	8021	ND	ND	ND	ND	ND	ND	ND	ND	1.4	ND	ND	1.4
07/15/2003	A3670606	8021	ND	ND	ND	ND	ND	ND	ND	ND	ND	ND	ND	ND
07/15/2004	A4674101	8021	ND	ND	ND	ND	ND	ND	ND	ND	ND	ND	ND	ND
07/15/2004	A4674101	8260	ND	ND	ND	ND	ND	ND	ND	ND	ND	ND	ND	ND
07/20/2005	A5762203	8260/5ML	ND	ND	ND	ND	ND	ND	ND	ND	ND	ND	ND	ND
07/19/2006	6G20004-12	8260B	ND	ND	ND	ND	ND	ND	ND	ND	ND	ND	ND	ND
07/17/2007	7G18027-08	8260B	ND	ND	ND	ND	ND	ND	ND	ND	ND	ND	ND	ND

ND - Not detected, indicates parameter was analyzed for, but not detected at or above the reporting limit.

To address the NYSDEC concerns regarding the presentation and plotting of nondetected values, the data for 2001 to 2004 has been reevaluated and interpreted as follows:

- 1) Nondetected concentrations have been represented as ND for reporting purposes.
- 2) Total VOCs have been recalculated and represented as the sum of the detected parameters shown on this table.
- 3) The method change to 8260 was approved by the NYSDEC and changed in January 2005.

# FORMER CARBORUNDUM FACILITY

# WHEATFIELD, NEW YORK

Well Id: B-16M

Date	Lab Sample Id	Method	Carbon tetrachloride (ug/L)	Chloroform (ug/L)	1,1-Dichloroethane (ug/L)	1,1-Dichloroethene (ug/L)	Methylene chloride (ug/L)	Trans-1,2-dichloroethene (ug/L)	Cis-1,2-dichloroethene (ug/L)	1,1,1-Trichloroethane (ug/L)	Trichloroethene (ug/L)	Tetrachloroethene (ug/L)	Vinyl chloride (ug/L)	Total (ug/L)
07/17/2002	A2732702	8021	ND	ND	ND	ND	ND	ND	ND	ND	2.3	ND	ND	2.3
07/02/2003	A3639712	8021	ND	ND	ND	ND	ND	ND	ND	ND	4.7	ND	ND	4.7
07/02/2003	A3639712RE	8021	ND	ND	ND	ND	ND	ND	ND	ND	ND	ND	ND	
06/29/2004	A4614510	8021	ND	ND	ND	ND	ND	ND	ND	ND	ND	ND	ND	ND
07/08/2005	A5715205	8260/5ML	ND	ND	ND	ND	ND	ND	ND	ND	0.77 J	ND	ND	0.77
07/13/2006	6G14009-03	8260B	ND	ND	ND	ND	ND	ND	ND	ND	ND	ND	ND	ND
07/18/2007	7G19011-07	8260B	ND	ND	ND	ND	ND	ND	ND	ND	ND	ND	ND	ND

ND - Not detected, indicates parameter was analyzed for, but not detected at or above the reporting limit.

To address the NYSDEC concerns regarding the presentation and plotting of nondetected values, the data for 2001 to 2004 has been reevaluated and interpreted as follows:

- 1) Nondetected concentrations have been represented as ND for reporting purposes.
- 2) Total VOCs have been recalculated and represented as the sum of the detected parameters shown on this table.
- 3) The method change to 8260 was approved by the NYSDEC and changed in January 2005.

# FORMER CARBORUNDUM FACILITY

# WHEATFIELD, NEW YORK

Well Id: B-17M

Date	Lab Sample Id	Method	Carbon tetrachloride (ug/L)	Chloroform (ug/L)	1,1-Dichloroethane (ug/L)	1,1-Dichloroethene (ug/L)	Methylene chloride (ug/L)	Trans-1,2-dichloroethene (ug/L)	Cis-1,2-dichloroethene (ug/L)	1,1,1-Trichloroethane (ug/L)	Trichloroethene (ug/L)	Tetrachloroethene (ug/L)	Vinyl chloride (ug/L)	Total (ug/L)
01/13/2001	A1041308	8021	ND	ND	ND	ND	ND	ND	3100	ND	8000	ND	ND	11100
04/20/2001	A1366401	624	ND	ND	100 E	9.7	ND	30	1500 D	9.4	5300 D	3.6	6.1	6958.8
07/11/2001	A1648713	8021	ND	ND	ND	ND	180	ND	3700	ND	8400	ND	ND	12280
10/16/2001	A1A17410	8021	ND	ND	ND	ND	1000	ND	2600	ND	29000	ND	ND	32600
01/25/2002	A2081503	8021	ND	140	ND	ND	140	ND	4500	ND	2800	ND	91	7671
04/22/2002	A2391101	8021	ND	ND	ND	ND	76	ND	12000	ND	4300	ND	2100	18476
07/17/2002	A2732601	8021	ND	ND	ND	ND	160	ND	8600	ND	5500	ND	1800	16060
10/15/2002	A2A23603	8021	ND	ND	ND	ND	1000	ND	49000	ND	17000	ND	4300	71300
01/24/2003	A3075207	8021	ND	ND	ND	ND	190	ND	12000	ND	7100	ND	2600	21890
04/23/2003	A3376304	8021	ND	ND	ND	ND	ND	ND	12000	ND	4400	ND	1400	17800
07/22/2003	A3699406	8021	ND	ND	ND	ND	ND	ND	13000	ND	3800	ND	1100	17900
10/22/2003	A3A28302	8021	ND	ND	ND	ND	170	ND	20000	ND	2500	ND	2600	25270
01/21/2004	A4053403	8021	ND	ND	ND	ND	ND	ND	7800	ND	5600	ND	620	14020
04/28/2004	A4387504	8021	ND	ND	ND	ND	ND	ND	8100	ND	5300	ND	700	14100
07/09/2004	A4647102	8021	ND	ND	120	220	ND	ND	14000	ND	3500	ND	1600	19440
10/08/2004	A4994203	8021	ND	ND	ND	ND	ND	ND	7700	ND	3300	ND	640	11640
01/18/2005	A5051102	8260	ND	ND	100	52	ND	ND	9600	ND	7800	ND	1300	18852
04/19/2005	A5387401	8260	ND	ND	ND	ND	ND	ND	13000 E	ND	6900	ND	1300	21200
04/19/2005	A5387401DL	8260	ND	ND	ND	ND	ND	ND	12000 D	ND	6700 D	ND	1200 D	19900
07/21/2005	A5768404	8260/5ML	ND	ND	110	ND	ND	130	15000	ND	8600	ND	1500	25340
10/21/2005	A5B92803	8260	ND	ND	69	43	ND	60	3300 E	120 E	2900 E	0.98 J	850 E	7342.98
10/21/2005	A5B92803DL	8260	ND	ND	ND	ND	ND	ND	9500 D	140 D	8900 D	ND	1000 D	19540
01/26/2006	A6102401	8260	ND	ND	67	ND	ND	ND	4300	ND	8400	ND	470	13237
04/19/2006	6D20002-04RE1	8260B	ND	ND	48	39	ND	60	9570 D	ND	7730 D	ND	1210	18657
07/18/2006	6G19003-05	8260B	ND	ND	72	40	212 B	61	8250 D	34	8170 D	ND	1320	18159
10/09/2006	6J10002-09	8260B	ND	ND	66	28	129	36	6730 D	175	12000 D	ND	798	19962
01/09/2007	7A10006-08	8260B	ND	ND	ND	ND	227	ND	5190	ND	12800 D	ND	372	18589
04/12/2007	7D13007-03	8260B	ND	ND	ND	ND	ND	ND	3100	ND	3100	ND	475	6675
07/16/2007	7G17015-01	8260B	ND	ND	ND	ND	ND	ND	8490	ND	2940	ND	1510	12940
10/09/2007	7J10006-08	8260B	ND	ND	ND	ND	277	ND	12300	ND	3150	ND	2540	18267
01/07/2008	8A08003-10	8260B	ND	ND	129	ND	350	ND	4910	ND	3070	ND	718	9177

ND - Not detected, indicates parameter was analyzed for, but not detected at or above the reporting limit.

To address the NYSDEC concerns regarding the presentation and plotting of nondetected values, the data for 2001 to 2004 has been reevaluated and interpreted as follows:

- 1) Nondetected concentrations have been represented as ND for reporting purposes.
- 2) Total VOCs have been recalculated and represented as the sum of the detected parameters shown on this table.
- 3) The method change to 8260 was approved by the NYSDEC and changed in January 2005.

# FORMER CARBORUNDUM FACILITY

# WHEATFIELD, NEW YORK

Well Id: B-18M

Date	Lab Sample Id	Method	Carbon tetrachloride (ug/L)	Chloroform (ug/L)	1,1-Dichloroethane (ug/L)	1,1-Dichloroethene (ug/L)	Methylene chloride (ug/L)	Trans-1,2-dichloroethene (ug/L)	Cis-1,2-dichloroethene (ug/L)	1,1,1-Trichloroethane (ug/L)	Trichloroethene (ug/L)	Tetrachloroethene (ug/L)	Vinyl chloride (ug/L)	Total (ug/L)
01/11/2001	A1035105	8021	ND	ND	2.2	ND	ND	1.2	12	1.6	ND	ND	13	30
04/19/2001	A1361313	624	ND	ND	0.38	ND	ND	ND	2.5	ND	0.24	ND	3.4	6.52
07/12/2001	A1663803	8021	ND	ND	1.9	ND	ND	0.51 J	12	0.47 J	0.56 J	ND	15	30.44
10/12/2001	A1A01001	8021	ND	ND	1	ND	ND	1	28	ND	0.71 J	ND	13	43.71
01/14/2002	A2039402	8021	ND	ND	0.73 J	ND	ND	2.4	61 D	ND	1.8	ND	17	82.93
04/08/2002	A2332602	8260	ND	ND	0.59 J	ND	ND	2.8	56	ND	1.7	ND	12	73.09
07/08/2002	A2695503	8021	ND	ND	ND	ND	ND	1.9	59	ND	ND	ND	22	82.9
10/02/2002	A2980603	8021	ND	ND	0.62 J	ND	ND	2.2	30	ND	0.82 J	ND	14	47.64
01/13/2003	A3038004	8021	ND	ND	0.62 J	ND	ND	1.4	18	ND	ND	ND	14	34.02
04/21/2003	A3370801	8021	ND	ND	0.44 J	ND	1.8 J	3.3	78	ND	4.9	ND	18	106.44
07/14/2003	A3670602	8021	ND	ND	ND	ND	ND	2.6	78	ND	ND	ND	12	92.6
10/15/2003	A3998705	8021	ND	ND	ND	ND	ND	ND	36	ND	ND	ND	19	55
01/07/2004	A4012302	8021	ND	ND	ND	ND	ND	5.7	120	ND	ND	ND	6.1	131.8
04/29/2004	A4402301	8021	ND	ND	ND	ND	ND	1.8	26	ND	ND	ND	16	43.8
07/14/2004	A4664201	8021	ND	ND	ND	ND	ND	2.4	13	ND	ND	ND	11	26.4
10/15/2004	A4A20701	8021	ND	ND	ND	ND	1.2	1.4	33	ND	ND	ND	9	44.6
01/12/2005	A5036402	8260	ND	ND	ND	ND	ND	2.9	45	ND	ND	ND	9	56.9
04/04/2005	A5307809	8260	ND	ND	ND	ND	ND	4.7	72	ND	ND	ND	11	87.7
07/15/2005	A5747001	8260	ND	ND	ND	ND	1.8 J	6.6	92 E	ND	ND	ND	32	132.4
07/15/2005	A5747001DL	8260	ND	ND	ND	ND	2.6 D	5.2 D	75 D	ND	ND	ND	26 D	108.8
07/14/2006	6G14010-03	8260B	ND	ND	ND	ND	ND	2	23	ND	1	ND	9	35
07/05/2007	7G06018-01	8260B	ND	ND	ND	ND	ND	1	27	ND	ND	ND	11	39

ND - Not detected, indicates parameter was analyzed for, but not detected at or above the reporting limit.

To address the NYSDEC concerns regarding the presentation and plotting of nondetected values, the data for 2001 to 2004 has been reevaluated and interpreted as follows:

- 1) Nondetected concentrations have been represented as ND for reporting purposes.
- 2) Total VOCs have been recalculated and represented as the sum of the detected parameters shown on this table.
- 3) The method change to 8260 was approved by the NYSDEC and changed in January 2005.



# FORMER CARBORUNDUM FACILITY

# WHEATFIELD, NEW YORK

Well Id: B-19M

Date	Lab Sample Id	Method	Carbon tetrachloride (ug/L)	Chloroform (ug/L)	1,1-Dichloroethane (ug/L)	1,1-Dichloroethene (ug/L)	Methylene chloride (ug/L)	Trans-1,2-dichloroethene (ug/L)	Cis-1,2-dichloroethene (ug/L)	1,1,1-Trichloroethane (ug/L)	Trichloroethene (ug/L)	Tetrachloroethene (ug/L)	Vinyl chloride (ug/L)	Total (ug/L)
01/12/2001	A1035110	8021	ND	ND	1.4	ND	ND	ND	6.4	1.5	0.32 J	ND	1.4 J	11.02
04/19/2001	A1361309	624	ND	ND	ND	ND	ND	ND	1.3	ND	ND	ND	ND	1.3
07/12/2001	A1663806	8021	ND	ND	0.32 J	ND	ND	ND	5.5	0.27 J	0.95 J	ND	0.56 J	7.6
10/12/2001	A1A01005	8021	ND	ND	ND	ND	ND	ND	2.4	ND	0.25 J	ND	0.24 J	2.89
01/14/2002	A2039401	8021	ND	ND	0.25 J	ND	ND	ND	3.4	0.25 J	0.98 J	ND	1 J	5.88
04/08/2002	A2332601	8260	ND	ND	0.37 J	ND	ND	ND	3.4	0.22 J	0.37 J	0.24 J	0.35 J	4.95
07/08/2002	A2695501	8021	ND	ND	ND	ND	ND	ND	4.6	ND	ND	ND	ND	4.6
10/02/2002	A2980601	8021	ND	ND	0.32 J	ND	ND	ND	4.2	0.36 J	1.1 J	ND	0.43 J	6.41
01/13/2003	A3038002	8021	ND	ND	ND	ND	ND	ND	2.9	ND	1.4	ND	0.37 J	4.67
04/22/2003	A3376401	8021	ND	ND	0.31 J	ND	ND	ND	4.6	0.33 J	ND	ND	0.92 J	6.16
07/14/2003	A3670601	8021	ND	ND	0.24 J	ND	ND	ND	4.9	0.21 J	0.28 J	ND	0.51 J	6.14
10/15/2003	A3998704	8021	ND	ND	ND	ND	ND	ND	3.4	ND	ND	ND	ND	3.4
01/07/2004	A4012301	8021	ND	ND	ND	ND	ND	ND	2.4	ND	ND	ND	ND	2.4
04/27/2004	A4387401	8021	ND	ND	ND	ND	ND	ND	7.2	ND	ND	ND	ND	7.2
07/13/2004	A4664209	8021	ND	ND	ND	ND	ND	ND	5.4	ND	ND	ND	ND	5.4
10/13/2004	A4A09501	8021	ND	ND	ND	ND	ND	ND	11	0.57 J	ND	ND	1	12.57
01/12/2005	A5036401	8260	ND	ND	ND	ND	ND	ND	3.7	ND	0.41 J	ND	0.98 J	5.09
04/04/2005	A5307808	8260	ND	ND	ND	ND	ND	ND	3.7	ND	0.32 BJ	ND	0.75 J	4.77
07/21/2005	A5768301	8260/5ML	ND	ND	ND	ND	ND	ND	6.3	ND	ND	ND	1 J	7.3
10/20/2005	A5B91902	8260	ND	ND	ND	ND	ND	ND	4	ND	0.51 J	ND	0.92 J	5.43
01/24/2006	A6089112	8260	ND	ND	ND	ND	ND	ND	4.2	ND	0.56 J	ND	1.3 J	6.06
04/18/2006	6D19002-04	8260B	ND	ND	ND	ND	2	ND	3	ND	ND	ND	ND	5
07/14/2006	6G14010-06	8260B	ND	ND	ND	ND	8	ND	3	ND	ND	ND	ND	11
10/11/2006	6J12003-08	8260B	ND	ND	ND	ND	ND	ND	5	ND	1	ND	ND	6
01/08/2007	7A09003-05	8260B	ND	ND	ND	ND	ND	ND	3	ND	ND	ND	ND	3
04/12/2007	7D13007-02	8260B	ND	ND	ND	ND	8	ND	4	ND	ND	ND	ND	12
07/10/2007	7G11015-05	8260B	ND	ND	ND	ND	ND	ND	3	ND	4	ND	ND	7
10/09/2007	7J10006-03	8260B	ND	ND	ND	ND	ND	ND	2	ND	16	ND	ND	18
01/07/2008	8A08003-05	8260B	ND	ND	ND	ND	2	ND	3	ND	ND	ND	ND	5

ND - Not detected, indicates parameter was analyzed for, but not detected at or above the reporting limit.

To address the NYSDEC concerns regarding the presentation and plotting of nondetected values, the data for 2001 to 2004 has been reevaluated and interpreted as follows:

- 1) Nondetected concentrations have been represented as ND for reporting purposes.
- 2) Total VOCs have been recalculated and represented as the sum of the detected parameters shown on this table.
- 3) The method change to 8260 was approved by the NYSDEC and changed in January 2005.

# FORMER CARBORUNDUM FACILITY

# WHEATFIELD, NEW YORK

Well Id: B-20M

Date	Lab Sample Id	Method	Carbon tetrachloride (ug/L)	Chloroform (ug/L)	1,1-Dichloro-ethane (ug/L)	1,1-Dichloro-ethene (ug/L)	Methylene chloride (ug/L)	Trans-1,2-dichloro-ethene (ug/L)	Cis-1,2-dichloro-ethene (ug/L)	1,1,1-Trichloro-ethane (ug/L)	Trichloro-ethene (ug/L)	Tetrachloro-ethene (ug/L)	Vinyl chloride (ug/L)	Total (ug/L)
01/16/2001	A1043906	8021	ND	ND	ND	ND	ND	ND	ND	ND	ND	ND	ND	ND
04/16/2001	A1345807	624	ND	ND	ND	ND	ND	ND	ND	ND	ND	ND	ND	ND
07/13/2001	A1663809	8021	ND	ND	ND	ND	ND	ND	ND	ND	ND	ND	ND	ND
10/10/2001	A1994703	8021	ND	ND	ND	ND	ND	ND	ND	ND	ND	ND	ND	ND
01/17/2002	A2058502	8021	ND	ND	ND	ND	ND	ND	ND	ND	ND	ND	ND	ND
04/09/2002	A2332612	8260	ND	ND	ND	ND	ND	ND	ND	ND	ND	ND	ND	ND
07/09/2002	A2695510	8021	ND	ND	ND	ND	ND	ND	ND	ND	ND	ND	ND	ND
10/03/2002	A2980611	8021	ND	ND	ND	ND	ND	ND	ND	ND	ND	ND	ND	ND
01/15/2003	A3043008	8021	ND	ND	ND	ND	ND	ND	ND	ND	ND	ND	ND	ND
04/14/2003	A3347502	8021	ND	ND	ND	ND	ND	ND	ND	ND	ND	ND	ND	ND
07/15/2003	A3670608	8021	ND	ND	ND	ND	ND	ND	ND	ND	ND	ND	ND	ND
10/16/2003	A3A08901	8021	ND	ND	ND	ND	ND	ND	ND	ND	ND	ND	ND	ND
04/20/2004	A4356904	8021	ND	ND	ND	ND	ND	ND	ND	ND	ND	ND	ND	ND
07/20/2004	A4682902	8021	ND	ND	ND	ND	ND	ND	ND	ND	ND	ND	ND	ND
10/21/2004	A4A47806	8021	ND	ND	ND	ND	ND	ND	ND	ND	ND	ND	ND	ND
01/17/2005	A5043904	8260	ND	ND	ND	ND	ND	ND	ND	ND	1.5	ND	ND	1.5
04/22/2005	A5402101	8260	ND	ND	ND	ND	ND	ND	ND	ND	ND	ND	ND	ND
07/22/2005	A5778401	8260/5ML	ND	ND	ND	ND	ND	ND	ND	ND	ND	ND	ND	ND
07/18/2006	6G19003-10RE1	8260B	ND	ND	ND	ND	6 B	ND	ND	ND	ND	ND	ND	6
07/11/2007	7G12003-09	8260B	ND	ND	ND	ND	ND	ND	ND	ND	ND	ND	ND	ND

ND - Not detected, indicates parameter was analyzed for, but not detected at or above the reporting limit.

To address the NYSDEC concerns regarding the presentation and plotting of nondetected values, the data for 2001 to 2004 has been reevaluated and interpreted as follows:

- 1) Nondetected concentrations have been represented as ND for reporting purposes.
- 2) Total VOCs have been recalculated and represented as the sum of the detected parameters shown on this table.
- 3) The method change to 8260 was approved by the NYSDEC and changed in January 2005.

# FORMER CARBORUNDUM FACILITY

# WHEATFIELD, NEW YORK

Well Id: B-21M

Date	Lab Sample Id	Method	Carbon tetrachloride (ug/L)	Chloroform (ug/L)	1,1-Dichloroethane (ug/L)	1,1-Dichloroethene (ug/L)	Methylene chloride (ug/L)	Trans-1,2-dichloroethene (ug/L)	Cis-1,2-dichloroethene (ug/L)	1,1,1-Trichloroethane (ug/L)	Trichloroethene (ug/L)	Tetrachloroethene (ug/L)	Vinyl chloride (ug/L)	Total (ug/L)
04/23/2001	A1375208	8021	ND	ND	ND	ND	ND	ND	ND	ND	ND	ND	ND	ND
10/17/2001	A1A23304	8021	ND	ND	ND	ND	ND	ND	ND	ND	ND	ND	ND	ND
01/17/2002	A2058505	8021	ND	ND	ND	ND	ND	ND	ND	ND	ND	ND	ND	ND
04/10/2002	A2347901	8260	ND	ND	ND	ND	ND	ND	ND	ND	ND	ND	ND	ND
07/09/2002	A2695511	8021	ND	ND	ND	ND	ND	ND	ND	ND	ND	ND	ND	ND
01/16/2003	A3056001	8021	ND	ND	ND	ND	ND	ND	ND	ND	ND	ND	ND	ND
04/15/2003	A3356602	8021	ND	ND	ND	ND	ND	ND	ND	ND	ND	ND	ND	ND
07/15/2003	A3670607	8021	ND	ND	ND	ND	ND	ND	ND	ND	ND	ND	ND	ND
10/15/2003	A3998706	8021	ND	ND	ND	ND	ND	ND	ND	ND	ND	ND	ND	ND
01/08/2004	A4026305	8021	ND	ND	ND	ND	ND	ND	ND	ND	ND	ND	ND	ND
04/30/2004	A4402302	8021	ND	ND	ND	ND	ND	ND	ND	ND	ND	ND	ND	ND
07/15/2004	A4674102	8021	ND	ND	ND	ND	ND	ND	ND	ND	ND	ND	ND	ND
07/15/2004	A4674102	8260	ND	ND	ND	ND	ND	ND	ND	ND	ND	ND	ND	ND
10/18/2004	A4A27801	8021	ND	ND	ND	ND	ND	ND	ND	ND	1.7	ND	ND	1.7
01/14/2005	A5038301	8260	ND	ND	ND	ND	ND	ND	ND	ND	2.5	ND	ND	2.5
04/22/2005	A5402104	8260	ND	ND	ND	ND	ND	ND	ND	ND	ND	ND	ND	ND
07/25/2005	A5790301	8260/5ML	ND	ND	ND	ND	ND	ND	ND	ND	ND	ND	ND	ND
10/21/2005	A5B92301	8260	ND	ND	ND	ND	ND	ND	ND	ND	ND	ND	ND	ND
01/24/2006	A6089101	8260	ND	ND	ND	ND	ND	ND	ND	ND	ND	ND	ND	ND
04/13/2006	6D14002-03	8260B	ND	ND	ND	ND	ND	ND	ND	ND	ND	ND	ND	ND
07/17/2006	6G18004-03	8260B	ND	ND	ND	ND	ND	ND	ND	ND	ND	ND	ND	ND
10/10/2006	6J11002-07	8260B	ND	ND	ND	ND	ND	ND	ND	ND	1	ND	ND	1
01/11/2007	7A12004-01	8260B	ND	ND	ND	ND	ND	ND	ND	ND	ND	ND	ND	ND
04/05/2007	7D06002-01	8260B	ND	ND	ND	ND	ND	ND	ND	ND	ND	ND	ND	ND
07/18/2007	7G19011-03	8260B	ND	ND	ND	ND	ND	ND	ND	ND	ND	ND	ND	ND
10/11/2007	7J12012-01	8260B	ND	ND	ND	ND	ND	ND	ND	ND	ND	ND	ND	ND
01/09/2008	8A10002-02	8260B	ND	ND	ND	ND	2	ND	ND	ND	ND	ND	ND	2

ND - Not detected, indicates parameter was analyzed for, but not detected at or above the reporting limit.

To address the NYSDEC concerns regarding the presentation and plotting of nondetected values, the data for 2001 to 2004 has been reevaluated and interpreted as follows:

- 1) Nondetected concentrations have been represented as ND for reporting purposes.
- 2) Total VOCs have been recalculated and represented as the sum of the detected parameters shown on this table.
- 3) The method change to 8260 was approved by the NYSDEC and changed in January 2005.

# FORMER CARBORUNDUM FACILITY

# WHEATFIELD, NEW YORK

Well Id: B-22M

Date	Lab Sample Id	Method	Carbon tetrachloride (ug/L)	Chloroform (ug/L)	1,1-Dichloroethane (ug/L)	1,1-Dichloroethene (ug/L)	Methylene chloride (ug/L)	Trans-1,2-dichloroethene (ug/L)	Cis-1,2-dichloroethene (ug/L)	1,1,1-Trichloroethane (ug/L)	Trichloroethene (ug/L)	Tetrachloroethene (ug/L)	Vinyl chloride (ug/L)	Total (ug/L)
01/11/2001	A1035101	8021	ND	1.3	ND	ND	4.2	ND	110	ND	4.4	ND	9.6	129.5
04/23/2001	A1375207	8021	ND	ND	ND	ND	ND	ND	510	ND	50	ND	ND	560
07/18/2001	A1682908	8021	ND	ND	ND	ND	2.5	1	130	ND	13	ND	7	153.5
10/17/2001	A1A23305	8021	ND	ND	ND	ND	ND	1.5	230	ND	13	ND	36	280.5
01/23/2002	A2076701	8021	ND	ND	7.6	4.6	2.1 J	21	1400 D	ND	110 D	ND	9.6	1554.9
04/18/2002	A2378801	8021	ND	ND	ND	ND	0.8 J	ND	130	ND	9.2	ND	36	176
07/15/2002	A2722901	8021	ND	ND	ND	ND	2.2 J	1.4	91	ND	4.9	ND	8.1	107.6
10/15/2002	A2A23601	8021	ND	ND	ND	ND	ND	ND	79	ND	6.2	ND	13	98.2
01/22/2003	A3068901	8021	ND	ND	ND	ND	ND	0.94 J	80	ND	3.2	ND	12	96.14
04/24/2003	A3389602	8021	ND	ND	ND	ND	1.6 J	ND	130	ND	13	ND	30	174.6
07/17/2003	A3683901	8021	ND	ND	ND	ND	ND	ND	140	ND	5	ND	13	158
10/21/2003	A3A21902	8021	ND	ND	ND	ND	ND	ND	160	ND	5.7	ND	2.3	168
04/30/2004	A4402503	8021	ND	ND	ND	ND	ND	ND	99	ND	ND	ND	40	139
07/15/2004	A4674303	8021	ND	ND	2.2	ND	ND	3.9 E	170 E	ND	24	ND	10 E	210.1
07/15/2004	A4674303	8260	ND	ND	ND	ND	4.3	ND	130	ND	23	ND	ND	157.3
10/18/2004	A4A27701	8021	ND	ND	ND	ND	ND	ND	90	ND	13	ND	ND	103
01/20/2005	A5057501	8260	ND	ND	2.8	1.6	ND	16	300 E	0.34 J	110 E	ND	2.2	432.94
01/20/2005	A5057501DL	8260					33 D	9.4 D	340 D		56 D			438.4
04/26/2005	A5414404	8260	ND	ND	ND	ND	ND	7	250	ND	33	ND	ND	290
07/25/2005	A5790401	8260/5ML	ND	ND	ND	ND	ND	1.6	110	ND	14	ND	7.8	133.4
10/21/2005	A5B92801	8260	ND	ND	ND	ND	ND	0.61 J	36	ND	3.9	ND	1.2 J	41.71
01/24/2006	A6089102	8260	ND	ND	2.9	1.4	ND	15	480 E	ND	90	ND	3.1	592.4
01/24/2006	A6089102DL	8260	ND	ND	ND	ND	ND	15 D	460 D	ND	93 D	ND	ND	568
04/19/2006	6D20002-01	8260B	ND	ND	ND	ND	ND	1	61	ND	17	ND	14	93
07/17/2006	6G18004-05	8260B	ND	ND	ND	ND	ND	ND	29	ND	5	ND	2	36
10/10/2006	6J11002-08	8260B	ND	ND	ND	ND	ND	1	66	ND	10	ND	4	81
01/11/2007	7A12004-02	8260B	ND	ND	3	ND	ND	14	370 D	ND	89	ND	ND	476
04/19/2007	7D20005-01	8260B	ND	ND	ND	ND	ND	5	136	ND	35	ND	5	181
07/18/2007	7G19011-02	8260B	ND	ND	ND	ND	ND	ND	26	ND	5	ND	ND	31
10/11/2007	7J12012-03	8260B	ND	ND	ND	ND	ND	ND	24	ND	4	ND	ND	28
01/09/2008	8A10002-01	8260B	ND	ND	ND	ND	ND	ND	17	ND	3	ND	3	23

ND - Not detected, indicates parameter was analyzed for, but not detected at or above the reporting limit.

To address the NYSDEC concerns regarding the presentation and plotting of nondetected values, the data for 2001 to 2004 has been reevaluated and interpreted as follows:

- 1) Nondetected concentrations have been represented as ND for reporting purposes.
- 2) Total VOCs have been recalculated and represented as the sum of the detected parameters shown on this table.
- 3) The method change to 8260 was approved by the NYSDEC and changed in January 2005.

## FORMER CARBORUNDUM FACILITY

## WHEATFIELD, NEW YORK

Well Id: B-23M

Date	Lab Sample Id	Method	Carbon tetrachloride (ug/L)	Chloroform (ug/L)	1,1-Dichloroethane (ug/L)	1,1-Dichloroethene (ug/L)	Methylene chloride (ug/L)	Trans-1,2-dichloroethene (ug/L)	Cis-1,2-dichloroethene (ug/L)	1,1,1-Trichloroethane (ug/L)	Trichloroethene (ug/L)	Tetrachloroethene (ug/L)	Vinyl chloride (ug/L)	Total (ug/L)
01/16/2001	A1043902	8021	ND	3.6	ND	ND	1.9 J	6.4	210	ND	13	ND	15	249.9
04/16/2001	A1345805	624	ND	ND	ND	ND	ND	7	150 D	ND	52	ND	ND	209
07/16/2001	A1674115	8021	ND	4.9	ND	ND	2.8	5.5	230	ND	23	ND	8.5	274.7
10/18/2001	A1A23310	8021	ND	ND	ND	ND	3.5	ND	280	ND	11	ND	ND	294.5
01/23/2002	A2076703	8021	ND	7.4	ND	ND	4.2	5	310	ND	39	ND	6.8	372.4
04/18/2002	A2378802	8021	ND	ND	ND	ND	ND	ND	350	ND	ND	ND	22	372
07/15/2002	A2722903	8021	ND	ND	ND	ND	6	3.3	410	ND	4.3	ND	20	443.6
10/09/2002	A2A07510	8021	ND	ND	ND	ND	ND	ND	300	ND	18	ND	17	335
01/22/2003	A3068902	8021	ND	2.7	ND	ND	ND	4.8	140	ND	45	ND	ND	192.5
04/21/2003	A3370901	8021	ND	ND	ND	ND	12	2.1	320	ND	ND	ND	17	351.1
07/21/2003	A3699401	8021	ND	ND	ND	ND	ND	2	370	ND	2.7	ND	15	389.7
10/20/2003	A3A13901	8021	ND	ND	ND	ND	ND	ND	320	ND	3.8	ND	15	338.8
01/29/2004	A4077603	8021	ND	ND	ND	ND	ND	3	320	ND	74	ND	9.1	406.1
04/23/2004	A4373101	8021	ND	ND	ND	ND	ND	ND	400	ND	ND	ND	28	428
07/21/2004	A4687101	8260	ND	ND	ND	ND	10	ND	340	ND	9.9	ND	ND	359.9
10/20/2004	A4A32301	8021	ND	ND	ND	ND	ND	ND	230	ND	7.1	ND	12	249.1
01/13/2005	A5036108	8260	ND	ND	ND	ND	ND	ND	360	ND	53	ND	5.9	418.9
04/19/2005	A5387405	8260	ND	ND	ND	ND	ND	ND	380	ND	32	ND	21	433
07/18/2005	A5753801	8260/5ML	ND	ND	ND	ND	ND	ND	360	ND	ND	ND	32	392
10/20/2005	A5B92001	8260	ND	ND	1.7	1.2	ND	1.8	380 E	ND	3	ND	61	448.7
10/20/2005	A5B92001DL	8260	ND	ND	ND	ND	9.2 BD	ND	370 D	ND	ND	ND	50 D	429.2
01/23/2006	A6084701	8260	ND	ND	ND	ND	ND	3	300	ND	96	ND	9.3	408.3
04/21/2006	6D21017-01	8260B	ND	ND	1	ND	ND	1	272 D	ND	9	ND	17	300
07/20/2006	6G21005-05	8260B	ND	ND	ND	ND	25	ND	309	ND	ND	ND	39	373
10/10/2006	6J11002-02RE1	8260B	ND	ND	1	ND	ND	2	243 D	ND	10	ND	28	284
01/08/2007	7A09003-01	8260B	ND	ND	ND	ND	ND	ND	238	ND	182	ND	ND	420
04/18/2007	7D19009-01	8260B	ND	ND	2	ND	ND	2	239 D	ND	41	ND	17	301
07/11/2007	7G12003-01	8260B	ND	ND	ND	ND	ND	ND	178	ND	8	ND	24	210
10/10/2007	7J11002-03	8260B	ND	ND	1	ND	ND	ND	272 D	ND	2	ND	34	309
01/08/2008	8A09005-04	8260B	ND	ND	ND	ND	ND	4	171	ND	71	ND	11	257

ND - Not detected, indicates parameter was analyzed for, but not detected at or above the reporting limit.

To address the NYSDEC concerns regarding the presentation and plotting of nondetected values, the data for 2001 to 2004 has been reevaluated and interpreted as follows:

- 1) Nondetected concentrations have been represented as ND for reporting purposes.
- 2) Total VOCs have been recalculated and represented as the sum of the detected parameters shown on this table.
- 3) The method change to 8260 was approved by the NYSDEC and changed in January 2005.

# FORMER CARBORUNDUM FACILITY

# WHEATFIELD, NEW YORK

Well Id: B-24M

Date	Lab Sample Id	Method	Carbon tetrachloride (ug/L)	Chloroform (ug/L)	1,1-Dichloroethane (ug/L)	1,1-Dichloroethene (ug/L)	Methylene chloride (ug/L)	Trans-1,2-dichloroethene (ug/L)	Cis-1,2-dichloroethene (ug/L)	1,1,1-Trichloroethane (ug/L)	Trichloroethene (ug/L)	Tetrachloroethene (ug/L)	Vinyl chloride (ug/L)	Total (ug/L)
01/17/2001	A1052406	8021	ND	ND	ND	ND	ND	ND	ND	ND	0.3 J	ND	ND	0.3
04/16/2001	A1345804	624	ND	ND	ND	ND	ND	ND	ND	ND	1.9	ND	ND	1.9
07/16/2001	A1674112	8021	ND	ND	ND	ND	ND	ND	ND	ND	ND	ND	ND	ND
10/18/2001	A1A23309	8021	ND	ND	ND	ND	ND	ND	ND	ND	15	ND	ND	15
01/22/2002	A2066009	8021	ND	ND	ND	ND	ND	ND	1.1	ND	3.6	ND	ND	4.7
04/17/2002	A2378402	8021	ND	ND	ND	ND	ND	ND	1.8	ND	5.9	ND	ND	7.7
07/12/2002	A2713902	8021	ND	ND	ND	ND	ND	ND	1.5	ND	4.7	ND	ND	6.2
10/09/2002	A2A07702	8021	ND	ND	ND	ND	ND	ND	ND	ND	ND	ND	ND	ND
01/20/2003	A3060801	8021	ND	ND	ND	ND	ND	ND	0.27 J	ND	1.9	ND	ND	2.17
04/09/2003	A3329507	8021	ND	ND	ND	ND	ND	ND	1.2	ND	6.5	ND	ND	7.7
07/08/2003	A3649105	8021	ND	ND	ND	ND	ND	ND	1.1	ND	3.3	ND	ND	4.4
10/13/2003	A3991402	8021	ND	ND	ND	ND	ND	ND	ND	ND	ND	ND	ND	ND
04/20/2004	A4356801	8021	ND	ND	ND	ND	ND	ND	1.2	ND	3.7	ND	ND	4.9
07/13/2004	A4664001	8021	ND	ND	ND	ND	ND	ND	1.4	ND	4	ND	ND	5.4
10/20/2004	A4A32402	8021	ND	ND	ND	ND	ND	ND	1.3	ND	4	ND	ND	5.3
01/12/2005	A5036204	8260	ND	ND	ND	ND	ND	ND	0.79 J	ND	4.1	ND	ND	4.89
04/06/2005	A5317804	8260	ND	ND	ND	ND	ND	ND	0.63 J	ND	3.4	ND	ND	4.03
07/12/2005	A5733203	8260/5ML	ND	ND	ND	ND	ND	ND	0.97 J	ND	3.5	ND	ND	4.47
10/05/2005	A5B10601	8260	ND	ND	ND	ND	ND	ND	ND	ND	1.5	ND	ND	1.5
01/23/2006	A6084702	8260	ND	ND	ND	ND	ND	ND	1.6	ND	3.8	ND	ND	5.4
04/12/2006	6D13005-06	8260B	ND	ND	ND	ND	ND	ND	1	ND	3	ND	ND	4
07/19/2006	6G20004-06	8260B	ND	ND	ND	ND	ND	ND	ND	ND	3	ND	ND	3
10/10/2006	6J11002-03	8260B	ND	ND	ND	ND	ND	ND	1	ND	2	ND	ND	3
01/08/2007	7A09003-02	8260B	ND	ND	ND	ND	ND	ND	1	ND	3	ND	ND	4
04/04/2007	7D05011-02	8260B	ND	ND	ND	ND	3	ND	1	ND	3	ND	ND	7
07/11/2007	7G12003-03	8260B	ND	ND	ND	ND	ND	ND	ND	ND	3	ND	ND	3
10/10/2007	7J11002-05	8260B	ND	ND	ND	ND	ND	ND	ND	ND	1	ND	ND	1
01/08/2008	8A09005-05	8260B	ND	ND	ND	ND	ND	ND	6	ND	12	ND	ND	18

ND - Not detected, indicates parameter was analyzed for, but not detected at or above the reporting limit.

To address the NYSDEC concerns regarding the presentation and plotting of nondetected values, the data for 2001 to 2004 has been reevaluated and interpreted as follows:

- 1) Nondetected concentrations have been represented as ND for reporting purposes.
- 2) Total VOCs have been recalculated and represented as the sum of the detected parameters shown on this table.
- 3) The method change to 8260 was approved by the NYSDEC and changed in January 2005.

# FORMER CARBORUNDUM FACILITY

# WHEATFIELD, NEW YORK

Well Id: B-25M

Date	Lab Sample Id	Method	Carbon tetrachloride (ug/L)	Chloroform (ug/L)	1,1- Dichloro- ethane (ug/L)	1,1- Dichloro ethene (ug/L)	Methylene chloride (ug/L)	Trans-1,2- dichloro- ethene (ug/L)	Cis-1,2- dichloro- ethene (ug/L)	1,1,1- Trichloro- ethane (ug/L)	Trichloro- ethene (ug/L)	Tetrachloro- ethene (ug/L)	Vinyl chloride (ug/L)	Total (ug/L)
07/16/2001	A1674109	8021	ND	ND	ND	ND	ND	ND	ND	ND	ND	ND	ND	ND
07/10/2002	A2708301	8021	ND	ND	ND	ND	ND	ND	ND	ND	ND	ND	ND	ND
07/02/2003	A3639714	8021	ND	ND	ND	ND	ND	ND	ND	ND	ND	ND	ND	ND
07/14/2004	A4664208	8021	ND	ND	ND	ND	ND	ND	1.4	ND	1.3	ND	ND	2.7
07/12/2005	A5733105	8260/5ML	ND	ND	ND	ND	ND	ND	0.68 J	ND	1.3	ND	ND	1.98

ND - Not detected, indicates parameter was analyzed for, but not detected at or above the reporting limit.

To address the NYSDEC concerns regarding the presentation and plotting of nondetected values, the data for 2001 to 2004 has been reevaluated and interpreted as follows:

- 1) Nondetected concentrations have been represented as ND for reporting purposes.
- 2) Total VOCs have been recalculated and represented as the sum of the detected parameters shown on this table.
- 3) The method change to 8260 was approved by the NYSDEC and changed in January 2005.

# FORMER CARBORUNDUM FACILITY

# WHEATFIELD, NEW YORK

Well Id: B-26M

Date	Lab Sample Id	Method	Carbon tetrachloride (ug/L)	Chloroform (ug/L)	1,1-Dichloroethane (ug/L)	1,1-Dichloroethene (ug/L)	Methylene chloride (ug/L)	Trans-1,2-dichloroethene (ug/L)	Cis-1,2-dichloroethene (ug/L)	1,1,1-Trichloroethane (ug/L)	Trichloroethene (ug/L)	Tetrachloroethene (ug/L)	Vinyl chloride (ug/L)	Total (ug/L)
07/16/2001	A1674101	8021	ND	ND	ND	ND	ND	ND	ND	ND	ND	ND	ND	ND
07/10/2002	A2708302	8021	ND	ND	ND	ND	ND	ND	ND	ND	ND	ND	ND	ND
07/02/2003	A3639715	8021	ND	ND	ND	ND	ND	ND	ND	ND	ND	ND	ND	ND
07/14/2004	A4664207	8021	ND	ND	ND	ND	ND	ND	ND	ND	ND	ND	ND	ND
07/08/2005	A5715202	8260/5ML	ND	ND	ND	ND	ND	ND	ND	ND	ND	ND	ND	ND
07/20/2006	6G21005-03	8260B	ND	ND	ND	ND	4	ND	ND	ND	ND	ND	ND	4
07/18/2007	7G19011-05	8260B	ND	ND	ND	ND	ND	ND	ND	ND	ND	ND	ND	ND

ND - Not detected, indicates parameter was analyzed for, but not detected at or above the reporting limit.

To address the NYSDEC concerns regarding the presentation and plotting of nondetected values, the data for 2001 to 2004 has been reevaluated and interpreted as follows:

- 1) Nondetected concentrations have been represented as ND for reporting purposes.
- 2) Total VOCs have been recalculated and represented as the sum of the detected parameters shown on this table.
- 3) The method change to 8260 was approved by the NYSDEC and changed in January 2005.



# FORMER CARBORUNDUM FACILITY

# WHEATFIELD, NEW YORK

Well Id: B-27M

Date	Lab Sample Id	Method	Carbon tetrachloride (ug/L)	Chloroform (ug/L)	1,1-Dichloroethane (ug/L)	1,1-Dichloroethene (ug/L)	Methylene chloride (ug/L)	Trans-1,2-dichloroethene (ug/L)	Cis-1,2-dichloroethene (ug/L)	1,1,1-Trichloroethane (ug/L)	Trichloroethene (ug/L)	Tetrachloroethene (ug/L)	Vinyl chloride (ug/L)	Total (ug/L)
07/12/2001	A1663805	8021	ND	ND	ND	ND	5.8	8.5	400	ND	34	ND	ND	448.3
07/16/2002	A2722910	8021	ND	ND	ND	ND	5.7	9.4	240	ND	18	ND	14	287.1
07/10/2003	A3654301	8021	ND	ND	ND	ND	ND	6.8	230	ND	4.1	ND	9	249.9
07/07/2004	A4636801	8021	ND	ND	ND	1	ND	4.4	80	ND	4.8	ND	4.1	94.3
07/14/2005	A5740601	8260/5ML	ND	ND	ND	ND	ND	3.3	50	ND	5.3	ND	2.3	60.9

ND - Not detected, indicates parameter was analyzed for, but not detected at or above the reporting limit.

To address the NYSDEC concerns regarding the presentation and plotting of nondetected values, the data for 2001 to 2004 has been reevaluated and interpreted as follows:

- 1) Nondetected concentrations have been represented as ND for reporting purposes.
- 2) Total VOCs have been recalculated and represented as the sum of the detected parameters shown on this table.
- 3) The method change to 8260 was approved by the NYSDEC and changed in January 2005.

## FORMER CARBORUNDUM FACILITY

## WHEATFIELD, NEW YORK

Well Id: B-28M

Date	Lab Sample Id	Method	Carbon tetrachloride (ug/L)	Chloroform (ug/L)	1,1-Dichloroethane (ug/L)	1,1-Dichloroethene (ug/L)	Methylene chloride (ug/L)	Trans-1,2-dichloroethene (ug/L)	Cis-1,2-dichloroethene (ug/L)	1,1,1-Trichloroethane (ug/L)	Trichloroethene (ug/L)	Tetrachloroethene (ug/L)	Vinyl chloride (ug/L)	Total (ug/L)
01/11/2001	A1035102	8021	ND	ND	ND	ND	ND	ND	1.5	ND	ND	ND	ND	1.5
04/23/2001	A1375205	8021	ND	ND	ND	ND	ND	ND	0.66 J	ND	ND	ND	ND	0.66
07/18/2001	A1682909	8021	ND	ND	ND	ND	ND	ND	ND	ND	ND	ND	ND	ND
10/17/2001	A1A23303	8021	ND	ND	ND	ND	ND	ND	ND	ND	ND	ND	ND	ND
01/17/2002	A2058506	8021	ND	ND	ND	ND	ND	ND	ND	ND	ND	ND	ND	ND
04/10/2002	A2347902	8260	ND	ND	ND	ND	ND	ND	ND	ND	0.25 J	ND	ND	0.25
07/10/2002	A2708304	8021	ND	ND	ND	ND	ND	ND	ND	ND	ND	ND	ND	ND
10/03/2002	A2980610	8021	ND	ND	ND	ND	ND	ND	ND	ND	ND	ND	ND	ND
01/16/2003	A3056002	8021	ND	ND	ND	ND	ND	ND	ND	ND	ND	ND	ND	ND
04/08/2003	A3329701	8021	ND	ND	ND	ND	ND	ND	ND	ND	ND	ND	ND	ND
07/03/2003	A3639703	8021	ND	ND	ND	ND	ND	ND	ND	ND	ND	ND	ND	ND
10/08/2003	A3978809	8021	ND	ND	ND	ND	ND	ND	ND	ND	ND	ND	ND	ND
01/08/2004	A4026304	8021	ND	ND	ND	ND	ND	ND	ND	ND	ND	ND	ND	ND
04/13/2004	A4331505	8021	ND	ND	ND	ND	ND	ND	ND	ND	ND	ND	ND	ND
06/30/2004	A4619406	8021	ND	ND	ND	ND	ND	ND	ND	ND	ND	ND	ND	ND
10/26/2004	A4A60302	8021	ND	ND	ND	ND	ND	ND	ND	ND	ND	ND	ND	ND
01/14/2005	A5038302	8260	ND	ND	ND	ND	ND	ND	ND	ND	ND	ND	ND	ND
04/05/2005	A5317606	8260	ND	ND	ND	ND	ND	ND	ND	ND	ND	ND	ND	ND
07/11/2005	A5724501	8260/5ML	ND	ND	ND	ND	ND	ND	ND	ND	ND	ND	ND	ND
10/21/2005	A5B92302	8260	ND	ND	ND	ND	ND	ND	ND	ND	ND	ND	ND	ND
01/24/2006	A6089103	8260	ND	ND	ND	ND	ND	ND	ND	ND	ND	ND	ND	ND
04/13/2006	6D14002-02	8260B	ND	ND	ND	ND	ND	ND	ND	ND	ND	ND	ND	ND
07/17/2006	6G18004-06RE1	8260B	ND	ND	ND	ND	4 B	ND	ND	ND	ND	ND	ND	4
10/10/2006	6J11002-09	8260B	ND	ND	ND	ND	ND	ND	ND	ND	ND	ND	ND	ND
01/11/2007	7A12004-03	8260B	ND	ND	ND	ND	ND	ND	ND	ND	ND	ND	ND	ND
04/05/2007	7D06002-02	8260B	ND	ND	ND	ND	ND	ND	ND	ND	ND	ND	ND	ND
07/18/2007	7G19011-04	8260B	ND	ND	ND	ND	ND	ND	ND	ND	ND	ND	ND	ND
10/11/2007	7J12012-04	8260B	ND	ND	ND	ND	ND	ND	ND	ND	ND	ND	ND	ND
01/09/2008	8A10002-03	8260B	ND	ND	ND	ND	ND	ND	ND	ND	ND	ND	ND	ND

ND - Not detected, indicates parameter was analyzed for, but not detected at or above the reporting limit.

To address the NYSDEC concerns regarding the presentation and plotting of nondetected values, the data for 2001 to 2004 has been reevaluated and interpreted as follows:

- 1) Nondetected concentrations have been represented as ND for reporting purposes.
- 2) Total VOCs have been recalculated and represented as the sum of the detected parameters shown on this table.
- 3) The method change to 8260 was approved by the NYSDEC and changed in January 2005.

# FORMER CARBORUNDUM FACILITY

# WHEATFIELD, NEW YORK

Well Id: B-29M

Date	Lab Sample Id	Method	Carbon tetrachloride (ug/L)	Chloroform (ug/L)	1,1-Dichloroethane (ug/L)	1,1-Dichloroethene (ug/L)	Methylene chloride (ug/L)	Trans-1,2-dichloroethene (ug/L)	Cis-1,2-dichloroethene (ug/L)	1,1,1-Trichloroethane (ug/L)	Trichloroethene (ug/L)	Tetrachloroethene (ug/L)	Vinyl chloride (ug/L)	Total (ug/L)
01/16/2001	A1043901	8021	ND	ND	ND	ND	ND	ND	16	ND	0.29 J	ND	1.8	18.09
04/16/2001	A1345806	624	ND	ND	ND	ND	ND	ND	11	ND	ND	ND	ND	11
07/16/2001	A1674114	8021	ND	ND	ND	ND	ND	ND	21	ND	1 J	ND	1.1 J	23.1
10/18/2001	A1A23315	8021	ND	ND	ND	ND	ND	ND	26	ND	7.8	ND	1.8	35.6
01/21/2002	A2066006	8021	ND	ND	ND	ND	ND	ND	26	ND	ND	ND	ND	26
04/17/2002	A2378401	8021	ND	ND	ND	ND	ND	ND	ND	ND	ND	ND	ND	ND
07/11/2002	A2708316	8021	ND	ND	ND	ND	ND	ND	32	ND	0.88 J	ND	2.5	35.38
10/09/2002	A2A07701	8021	ND	ND	ND	ND	ND	ND	34	ND	ND	ND	4.5	38.5
01/16/2003	A3055802	8021	ND	ND	ND	ND	ND	ND	9	ND	0.23 J	ND	0.77 J	10
04/21/2003	A3371001	8021	ND	ND	ND	ND	ND	ND	ND	ND	2.5	ND	ND	2.5
07/16/2003	A3683701	8021	ND	ND	ND	ND	ND	ND	12	ND	ND	ND	0.68 J	12.68
10/20/2003	A3A13701	8021	ND	ND	ND	ND	ND	ND	47	ND	1.5	ND	3.8	52.3
01/29/2004	A4077402	8021	ND	ND	ND	0.2 J	ND	ND	26	ND	1.8	ND	2.1	30.1
04/23/2004	A4373001	8021	ND	ND	ND	ND	ND	ND	1.2	ND	ND	ND	ND	1.2
07/21/2004	A4687001	8260	ND	ND	ND	ND	ND	ND	15	ND	0.73 J	ND	ND	15.73
10/20/2004	A4A32401	8021	ND	ND	ND	ND	ND	ND	24	ND	1.4	ND	2.4	27.8
01/13/2005	A5036206	8260	ND	ND	ND	ND	ND	ND	22	ND	1.8	ND	2.1	25.9
04/19/2005	A5387502	8260	ND	ND	ND	ND	ND	ND	12	ND	1.1 J	ND	1.4 J	14.5
07/18/2005	A5753701	8260/5ML	ND	ND	ND	ND	ND	ND	36	ND	3.2	ND	3.1	42.3
07/20/2006	6G21005-08	8260B	ND	ND	ND	ND	3	ND	43	ND	8	ND	3	57
07/11/2007	7G12003-02	8260B	ND	ND	ND	ND	ND	ND	30	ND	6	ND	3	39

ND - Not detected, indicates parameter was analyzed for, but not detected at or above the reporting limit.

To address the NYSDEC concerns regarding the presentation and plotting of nondetected values, the data for 2001 to 2004 has been reevaluated and interpreted as follows:

- 1) Nondetected concentrations have been represented as ND for reporting purposes.
- 2) Total VOCs have been recalculated and represented as the sum of the detected parameters shown on this table.
- 3) The method change to 8260 was approved by the NYSDEC and changed in January 2005.

## FORMER CARBORUNDUM FACILITY

## WHEATFIELD, NEW YORK

Well Id: B-31M

Date	Lab Sample Id	Method	Carbon tetrachloride (ug/L)	Chloroform (ug/L)	1,1-Dichloroethane (ug/L)	1,1-Dichloroethene (ug/L)	Methylene chloride (ug/L)	Trans-1,2-dichloroethene (ug/L)	Cis-1,2-dichloroethene (ug/L)	1,1,1-Trichloroethane (ug/L)	Trichloroethene (ug/L)	Tetrachloroethene (ug/L)	Vinyl chloride (ug/L)	Total (ug/L)
01/15/2001	A1041302	8021	ND	ND	ND	ND	ND	ND	4.6	ND	1 J	ND	ND	5.6
04/24/2001	A1375201	8021	ND	ND	ND	ND	ND	ND	5.5	ND	1.2	ND	ND	6.7
07/16/2001	A1674102	8021	ND	ND	ND	ND	ND	ND	7.1	ND	0.56 J	ND	0.57 J	8.23
10/10/2001	A1994706	8021	ND	ND	ND	ND	ND	ND	7.3	ND	ND	ND	0.48 J	7.78
01/17/2002	A2058501	8021	ND	ND	ND	ND	ND	0.2 J	13	ND	4	ND	ND	17.2
04/09/2002	A2332608	8260	ND	ND	ND	ND	ND	ND	4.8	ND	1.1 J	ND	ND	5.9
07/09/2002	A2695509	8021	ND	ND	ND	ND	ND	ND	7.3	ND	1.4	ND	ND	8.7
10/03/2002	A2980607	8021	ND	ND	ND	ND	ND	ND	10	ND	1.7	ND	0.29 J	11.99
01/14/2003	A3043004	8021	ND	0.78 J	ND	ND	ND	ND	6.5	ND	1.2	ND	ND	8.48
04/07/2003	A3320702	8021	ND	ND	ND	ND	ND	ND	10	ND	2.6	ND	ND	12.6
07/02/2003	A3639716	8021	ND	ND	ND	ND	ND	ND	7.7	ND	2.1	ND	ND	9.8
10/09/2003	A3978810	8021	ND	ND	ND	ND	ND	ND	13	ND	3.5	ND	ND	16.5
04/20/2004	A4356903	8021	ND	ND	ND	ND	ND	ND	2.9	ND	ND	ND	ND	2.9
07/14/2004	A4664203	8021	ND	ND	ND	ND	ND	ND	8.8	ND	3.8	ND	ND	12.6
10/25/2004	A4A54101	8021	ND	ND	ND	ND	ND	ND	13	ND	4.5	ND	ND	17.5
01/19/2005	A5050909	8260	ND	ND	ND	ND	ND	ND	5.3	ND	3.2	ND	ND	8.5
04/05/2005	A5317610	8260	ND	ND	ND	ND	ND	ND	2.4	ND	0.64 J	ND	ND	3.04
07/08/2005	A5715201	8260/5ML	ND	ND	ND	ND	ND	ND	6.6	ND	2.3	ND	ND	8.9
07/17/2006	6G18004-01	8260B	ND	ND	ND	ND	ND	ND	2	ND	ND	ND	ND	2
07/18/2007	7G19011-06	8260B	ND	ND	ND	ND	ND	ND	2	ND	ND	ND	ND	2

ND - Not detected, indicates parameter was analyzed for, but not detected at or above the reporting limit.

To address the NYSDEC concerns regarding the presentation and plotting of nondetected values, the data for 2001 to 2004 has been reevaluated and interpreted as follows:

- 1) Nondetected concentrations have been represented as ND for reporting purposes.
- 2) Total VOCs have been recalculated and represented as the sum of the detected parameters shown on this table.
- 3) The method change to 8260 was approved by the NYSDEC and changed in January 2005.

# FORMER CARBORUNDUM FACILITY

# WHEATFIELD, NEW YORK

Well Id: B-32M

Date	Lab Sample Id	Method	Carbon tetrachloride (ug/L)	Chloroform (ug/L)	1,1-Dichloro-ethane (ug/L)	1,1-Dichloro-ethene (ug/L)	Methylene chloride (ug/L)	Trans-1,2-dichloro-ethene (ug/L)	Cis-1,2-dichloro-ethene (ug/L)	1,1,1-Trichloro-ethane (ug/L)	Trichloro-ethene (ug/L)	Tetrachloro-ethene (ug/L)	Vinyl chloride (ug/L)	Total (ug/L)
01/18/2001	A1052401	8021	ND	ND	0.29 J	0.23 J	ND	1.8	47	ND	0.67 J	ND	7.5	57.49
04/18/2001	A1361303	624	ND	ND	ND	ND	ND	0.48	10	ND	ND	ND	1.1	11.58
07/18/2001	A1682902	8021	ND	ND	ND	ND	ND	0.61 J	38	ND	ND	ND	9.3	47.91
10/19/2001	A1A28802	8021	ND	ND	ND	ND	ND	0.81 J	56	ND	0.6 J	ND	9.4	66.81
01/14/2002	A2039403	8021	ND	ND	ND	ND	0.54 J	0.56 J	28	ND	1.1 J	ND	3.9	34.1
04/08/2002	A2332603	8260	ND	ND	ND	ND	ND	0.71 J	57	ND	0.68 J	ND	4.8	63.19
04/16/2002	A2369801	8021	ND	ND	0.34 J	0.27 J	ND	ND	62 D	ND	1.6	ND	5.8	70.01
07/08/2002	A2695505	8021	ND	ND	ND	ND	ND	ND	32	ND	ND	ND	2.8	34.8
10/09/2002	A2A07901	8021	ND	ND	ND	ND	ND	0.93 J	56	ND	ND	ND	9.7	66.63
01/13/2003	A3038005	8021	ND	ND	ND	ND	ND	ND	42	ND	1.9	ND	5.2	49.1
04/24/2003	A3389501	8021	ND	ND	ND	ND	ND	ND	56	ND	ND	ND	4.9	60.9
07/16/2003	A3684101	8021	ND	ND	ND	ND	ND	0.74 J	42	ND	0.51 J	ND	2.8	46.05
10/21/2003	A3A22001	8021	ND	ND	ND	ND	ND	0.91 J	61	ND	ND	ND	8.6	70.51
01/07/2004	A4012304	8021	ND	ND	ND	ND	ND	ND	38	ND	ND	ND	3.4	41.4
04/23/2004	A4372904	8021	ND	ND	ND	ND	ND	ND	36	ND	1.3	ND	2.8	40.1
07/20/2004	A4682903	8021	ND	ND	ND	ND	ND	ND	39 E	ND	ND	ND	2.5 E	41.5
07/20/2004	A4682903	8260	ND	ND	ND	ND	2.2 J	0.76 J	31	ND	0.83 J	ND	ND	34.79
10/20/2004	A4A32101	8021	ND	31	ND	ND	ND	0.52 J	ND	ND	0.67 J	ND	4.3	36.49
01/13/2005	A5036405	8260	ND	ND	0.81 J	0.61 J	ND	1.3	71 E	ND	17	ND	3.4	94.12
01/13/2005	A5036405DL	8260							69 D		16 D		2.8 D	87.8
04/19/2005	A5387302	8260	ND	ND	0.45 J	0.48 J	ND	0.4 J	42 E	ND	7.3	ND	3.9	54.53
04/19/2005	A5387302DL	8260	ND	ND	ND	ND	1.9 DJ	ND	34 D	ND	5.8 D	ND	3 D	44.7
07/19/2005	A5762201	8260/5ML	ND	ND	ND	ND	ND	1.1	39	ND	ND	ND	10	50.1
07/20/2006	6G21005-07	8260B	ND	ND	ND	ND	2	1	35	ND	ND	ND	7	45
07/10/2007	7G11015-08	8260B	ND	ND	ND	ND	ND	ND	28	ND	ND	ND	5	33

ND - Not detected, indicates parameter was analyzed for, but not detected at or above the reporting limit.

To address the NYSDEC concerns regarding the presentation and plotting of nondetected values, the data for 2001 to 2004 has been reevaluated and interpreted as follows:

- 1) Nondetected concentrations have been represented as ND for reporting purposes.
- 2) Total VOCs have been recalculated and represented as the sum of the detected parameters shown on this table.
- 3) The method change to 8260 was approved by the NYSDEC and changed in January 2005.

# FORMER CARBORUNDUM FACILITY

# WHEATFIELD, NEW YORK

Well Id: B-33M

Date	Lab Sample Id	Method	Carbon tetrachloride (ug/L)	Chloroform (ug/L)	1,1-Dichloroethane (ug/L)	1,1-Dichloroethene (ug/L)	Methylene chloride (ug/L)	Trans-1,2-dichloroethene (ug/L)	Cis-1,2-dichloroethene (ug/L)	1,1,1-Trichloroethane (ug/L)	Trichloroethene (ug/L)	Tetrachloroethene (ug/L)	Vinyl chloride (ug/L)	Total (ug/L)
07/18/2001	A1682904	8021	ND	ND	ND	ND	ND	ND	ND	ND	ND	ND	ND	ND
07/10/2002	A2708305	8021	ND	ND	ND	ND	ND	ND	ND	ND	ND	ND	ND	ND
07/08/2003	A3649207	8021	ND	ND	ND	ND	ND	ND	ND	ND	ND	ND	ND	ND
07/14/2004	A4664204	8021	ND	ND	ND	ND	ND	ND	ND	ND	ND	ND	ND	ND
07/07/2005	A5706801	8260	ND	ND	ND	ND	ND	ND	ND	ND	ND	ND	ND	ND
07/20/2006	6G21005-06	8260B	ND	ND	ND	ND	4	ND	ND	ND	ND	ND	ND	4
07/10/2007	7G11015-09	8260B	ND	ND	ND	ND	ND	ND	ND	ND	ND	ND	ND	ND

ND - Not detected, indicates parameter was analyzed for, but not detected at or above the reporting limit.

To address the NYSDEC concerns regarding the presentation and plotting of nondetected values, the data for 2001 to 2004 has been reevaluated and interpreted as follows:

- 1) Nondetected concentrations have been represented as ND for reporting purposes.
- 2) Total VOCs have been recalculated and represented as the sum of the detected parameters shown on this table.
- 3) The method change to 8260 was approved by the NYSDEC and changed in January 2005.

## FORMER CARBORUNDUM FACILITY

## WHEATFIELD, NEW YORK

Well Id: B-34M

Date	Lab Sample Id	Method	Carbon tetrachloride (ug/L)	Chloroform (ug/L)	1,1- Dichloro- ethane (ug/L)	1,1- Dichloro- ethene (ug/L)	Methylene chloride (ug/L)	Trans-1,2- dichloro- ethene (ug/L)	Cis-1,2- dichloro- ethene (ug/L)	1,1,1- Trichloro- ethane (ug/L)	Trichloro- ethene (ug/L)	Tetrachloro- ethene (ug/L)	Vinyl chloride (ug/L)	Total (ug/L)
07/18/2001	A1682903	8021	ND	ND	ND	ND	ND	ND	ND	ND	ND	ND	ND	ND
07/10/2002	A2708306	8021	ND	ND	ND	ND	ND	ND	ND	ND	ND	ND	ND	ND

ND - Not detected, indicates parameter was analyzed for, but not detected at or above the reporting limit.

To address the NYSDEC concerns regarding the presentation and plotting of nondetected values, the data for 2001 to 2004 has been reevaluated and interpreted as follows:

- 1) Nondetected concentrations have been represented as ND for reporting purposes.
- 2) Total VOCs have been recalculated and represented as the sum of the detected parameters shown on this table.
- 3) The method change to 8260 was approved by the NYSDEC and changed in January 2005.

## FORMER CARBORUNDUM FACILITY

## WHEATFIELD, NEW YORK

Well Id: B-35M

Date	Lab Sample Id	Method	Carbon tetrachloride (ug/L)	Chloroform (ug/L)	1,1- Dichloro- ethane (ug/L)	1,1- Dichloro- ethene (ug/L)	Methylene chloride (ug/L)	Trans-1,2- dichloro- ethene (ug/L)	Cis-1,2- dichloro- ethene (ug/L)	1,1,1- Trichloro- ethane (ug/L)	Trichloro- ethene (ug/L)	Tetrachloro- ethene (ug/L)	Vinyl chloride (ug/L)	Total (ug/L)
07/18/2001	A1682906	8021	ND	ND	ND	ND	ND	ND	ND	ND	ND	ND	ND	ND
07/10/2002	A2708303	8021	ND	ND	ND	ND	ND	ND	ND	ND	ND	ND	ND	ND

ND - Not detected, indicates parameter was analyzed for, but not detected at or above the reporting limit.

To address the NYSDEC concerns regarding the presentation and plotting of nondetected values, the data for 2001 to 2004 has been reevaluated and interpreted as follows:

- 1) Nondetected concentrations have been represented as ND for reporting purposes.
- 2) Total VOCs have been recalculated and represented as the sum of the detected parameters shown on this table.
- 3) The method change to 8260 was approved by the NYSDEC and changed in January 2005.



# FORMER CARBORUNDUM FACILITY

# WHEATFIELD, NEW YORK

Well Id: B-37M

Date	Lab Sample Id	Method	Carbon tetrachloride (ug/L)	Chloroform (ug/L)	1,1-Dichloroethane (ug/L)	1,1-Dichloroethene (ug/L)	Methylene chloride (ug/L)	Trans-1,2-dichloroethene (ug/L)	Cis-1,2-dichloroethene (ug/L)	1,1,1-Trichloroethane (ug/L)	Trichloroethene (ug/L)	Tetrachloroethene (ug/L)	Vinyl chloride (ug/L)	Total (ug/L)
07/03/2003	A3639717	8021	ND	ND	ND	2.2	ND	13	1500 D	1.8	64000 D	ND	ND	65517
06/29/2004	A4614513	8021	ND	ND	ND	ND	ND	ND	3400	ND	24000	ND	ND	27400
07/08/2005	A5715207	8260/5ML	ND	ND	ND	1.7	ND	19	880 E	ND	1300 E	ND	ND	2200.7
07/08/2005	A5715207DL	8260/5ML	ND	ND	ND	ND	28 D	ND	1900 D	ND	4900 D	ND	ND	6828

ND - Not detected, indicates parameter was analyzed for, but not detected at or above the reporting limit.

To address the NYSDEC concerns regarding the presentation and plotting of nondetected values, the data for 2001 to 2004 has been reevaluated and interpreted as follows:

- 1) Nondetected concentrations have been represented as ND for reporting purposes.
- 2) Total VOCs have been recalculated and represented as the sum of the detected parameters shown on this table.
- 3) The method change to 8260 was approved by the NYSDEC and changed in January 2005.

# FORMER CARBORUNDUM FACILITY

# WHEATFIELD, NEW YORK

Well Id: B-38M

Date	Lab Sample Id	Method	Carbon tetrachloride (ug/L)	Chloroform (ug/L)	1,1-Dichloroethane (ug/L)	1,1-Dichloroethene (ug/L)	Methylene chloride (ug/L)	Trans-1,2-dichloroethene (ug/L)	Cis-1,2-dichloroethene (ug/L)	1,1,1-Trichloroethane (ug/L)	Trichloroethene (ug/L)	Tetrachloroethene (ug/L)	Vinyl chloride (ug/L)	Total (ug/L)
01/19/2001	A1056801	8021	ND	ND	ND	ND	ND	ND	45	ND	0.4 J	ND	ND	45.4
04/24/2001	A1375202	8021	ND	ND	ND	ND	ND	ND	48	ND	2.5	ND	ND	50.5
07/18/2001	A1682907	8021	ND	ND	ND	ND	ND	0.26 J	44	ND	1.8	ND	ND	46.06
10/19/2001	A1A28801	8021	ND	ND	ND	ND	ND	ND	43	ND	4.9	ND	1.1 J	49
01/21/2002	A2066004	8021	ND	ND	ND	ND	ND	0.51 J	48	ND	3.2	ND	ND	51.71
04/16/2002	A2370103	8021	ND	ND	0.49 J	0.26 J	ND	0.96 J	81 D	ND	3.7	ND	3.4	89.81
07/11/2002	A2708313	8021	ND	ND	0.42 J	ND	ND	1.1	84	ND	5.1	ND	ND	90.62
10/08/2002	A2999309	8021	ND	1.6	ND	ND	ND	ND	52	ND	4.8	ND	ND	58.4
10/15/2002	A2A23604	8021	ND	ND	ND	ND	ND	ND	41	ND	4.6	ND	ND	45.6
01/16/2003	A3055801	8021	ND	ND	ND	ND	ND	0.54 J	80	ND	7.8	ND	1.4 J	89.74
04/08/2003	A3329506	8021	ND	ND	ND	ND	3.4	ND	51	ND	3.9	ND	1.1 J	59.4
07/08/2003	A3649102	8021	ND	ND	ND	ND	2 J	ND	71	ND	2.8	ND	ND	75.8
10/13/2003	A3991401	8021	ND	ND	ND	ND	ND	ND	94	ND	6.1	ND	ND	100.1
01/09/2004	A4026202	8021	ND	ND	ND	ND	ND	ND	100	ND	8	ND	ND	108
04/13/2004	A4331805	8021	ND	ND	ND	ND	ND	1.1	88	ND	12	ND	ND	101.1
07/06/2004	A4636505	8021	ND	ND	1.6	1.9	ND	1.9	110	ND	23	ND	2	140.4
10/26/2004	A4A60201	8021	ND	ND	1.2	0.57 J	ND	1.3	140 E	ND	21	ND	0.85 J	164.92
01/20/2005	A5057701	8260	ND	ND	0.82 J	ND	1.1 J	0.91 J	74	ND	19	ND	ND	95.83
04/05/2005	A5317801	8260	ND	ND	1	0.63 J	ND	1.6	90 E	ND	31	ND	1.8	126.03
04/05/2005	A5317801DL	8260	ND	ND	ND	ND	2.8 D	ND	73 D	ND	24 D	ND	ND	99.8
07/11/2005	A5724702	8260/5ML	ND	ND	0.81 J	0.71 J	ND	1.3	73	ND	24	ND	ND	99.82
10/21/2005	A5B92601	8260	ND	ND	0.84 J	0.74 J	ND	1	78	ND	27	ND	1.8	109.38
01/24/2006	A6089104	8260	ND	ND	1.2	0.72 J	ND	1.3	81	ND	25	ND	2	111.22
04/13/2006	6D14002-05	8260B	ND	ND	1	ND	ND	2	82	ND	33	ND	ND	118
07/17/2006	6G18004-04	8260B	ND	ND	ND	ND	ND	1	66	ND	25	ND	ND	92
10/12/2006	6J16007-02RE1	8260B	ND	ND	ND	ND	ND	ND	55	ND	23	ND	2	80
01/10/2007	7A11003-06	8260B	ND	ND	ND	ND	ND	ND	56	ND	23	ND	2	81
04/05/2007	7D06002-03	8260B	ND	ND	ND	ND	ND	ND	41	ND	20	ND	ND	61
07/18/2007	7G19011-01	8260B	ND	ND	ND	ND	ND	1	58	ND	32	ND	ND	91
10/11/2007	7J12012-05	8260B	ND	ND	ND	ND	ND	ND	36	ND	21	ND	ND	57
01/09/2008	8A10002-04	8260B	ND	ND	ND	ND	ND	ND	63	ND	29	ND	3	95

ND - Not detected, indicates parameter was analyzed for, but not detected at or above the reporting limit.

To address the NYSDEC concerns regarding the presentation and plotting of nondetected values, the data for 2001 to 2004 has been reevaluated and interpreted as follows:

- 1) Nondetected concentrations have been represented as ND for reporting purposes.
- 2) Total VOCs have been recalculated and represented as the sum of the detected parameters shown on this table.
- 3) The method change to 8260 was approved by the NYSDEC and changed in January 2005.

## FORMER CARBORUNDUM FACILITY

## WHEATFIELD, NEW YORK

Well Id: B-39M

Date	Lab Sample Id	Method	Carbon tetrachloride (ug/L)	Chloroform (ug/L)	1,1-Dichloroethane (ug/L)	1,1-Dichloroethene (ug/L)	Methylene chloride (ug/L)	Trans-1,2-dichloroethene (ug/L)	Cis-1,2-dichloroethene (ug/L)	1,1,1-Trichloroethane (ug/L)	Trichloroethene (ug/L)	Tetrachloroethene (ug/L)	Vinyl chloride (ug/L)	Total (ug/L)
01/11/2001	A1035106	8021	ND	ND	ND	ND	ND	0.21 J	4.5	ND	8.7	ND	ND	13.41
04/19/2001	A1361308	624	ND	ND	ND	ND	ND	ND	ND	ND	0.32	ND	ND	0.32
07/10/2001	A1648711	8021	ND	ND	ND	ND	ND	ND	0.84 J	ND	2.6	ND	ND	3.44
10/18/2001	A1A23312	8021	ND	ND	ND	ND	ND	ND	11	ND	97	ND	ND	108
01/24/2002	A2076707	8021	ND	ND	ND	ND	1.9 J	ND	ND	ND	5.9	ND	ND	7.8
04/15/2002	A2370202	8021	ND	ND	ND	ND	ND	ND	ND	ND	2.4	ND	ND	2.4
07/16/2002	A2722906	8021	ND	ND	ND	ND	ND	ND	0.31 J	ND	2	ND	ND	2.31
10/08/2002	A2999101	8021	ND	ND	ND	ND	ND	ND	0.27 J	ND	2.4	ND	ND	2.67
01/23/2003	A3075201	8021	ND	ND	ND	ND	ND	ND	ND	ND	1.7	ND	ND	1.7
04/25/2003	A3389603	8021	ND	ND	ND	ND	ND	ND	0.61 J	ND	2.8	ND	ND	3.41
07/21/2003	A3699404	8021	ND	ND	ND	ND	ND	ND	1.2	ND	2.6	ND	ND	3.8
10/22/2003	A3A21903	8021	ND	ND	ND	ND	ND	ND	5.4	ND	7.4	ND	ND	12.8
01/21/2004	A4053401	8021	ND	ND	ND	ND	ND	ND	2.3	ND	8.5	ND	ND	10.8
04/29/2004	A4402502	8021	ND	ND	ND	ND	ND	ND	ND	ND	3.6	ND	ND	3.6
07/16/2004	A4674301	8260	ND	ND	ND	ND	ND	ND	4	ND	10	ND	ND	14
07/16/2004	A4674301	8021	ND	ND	ND	ND	ND	ND	4.9 E	ND	8.4	ND	ND	13.3
10/12/2004	A4A09405	8021	ND	ND	ND	ND	ND	ND	4	ND	8.1	ND	ND	12.1
01/12/2005	A5036106	8260	ND	ND	ND	ND	ND	ND	1.9	ND	140 E	ND	ND	141.9
01/12/2005	A5036106DL	8260									94 D			94
04/26/2005	A5414401	8260	ND	ND	ND	ND	ND	ND	0.8 J	ND	4.3	ND	ND	5.1
07/26/2005	A5791601	8260/5ML	ND	ND	ND	ND	ND	ND	3.3	ND	8.5	ND	ND	11.8
10/21/2005	A5B92802	8260	ND	ND	ND	ND	ND	ND	2	ND	4.8	ND	ND	6.8
01/26/2006	A6102406	8260	ND	ND	ND	ND	ND	ND	2	ND	7	ND	ND	9
04/20/2006	6D21003-03	8260B	ND	ND	ND	ND	ND	ND	2	ND	7	ND	ND	9
07/18/2006	6G19003-03	8260B	ND	ND	ND	ND	4 B	ND	7	ND	7	ND	ND	18
10/11/2006	6J12003-06RE1	8260B	ND	ND	ND	ND	ND	ND	3	ND	4	ND	ND	7
01/09/2007	7A10006-04	8260B	ND	ND	ND	ND	ND	ND	2	ND	7	ND	ND	9
04/17/2007	7D18003-01	8260B	ND	ND	ND	ND	ND	ND	2	ND	5	ND	ND	7
07/16/2007	7G17015-07	8260B	ND	ND	ND	ND	ND	ND	4	ND	1	ND	ND	5
10/15/2007	7J16003-01	8260B	ND	ND	ND	ND	ND	ND	4	ND	3	ND	ND	7
01/14/2008	8A15002-01	8260B	ND	ND	ND	ND	ND	ND	4	ND	14	ND	ND	18

ND - Not detected, indicates parameter was analyzed for, but not detected at or above the reporting limit.

To address the NYSDEC concerns regarding the presentation and plotting of nondetected values, the data for 2001 to 2004 has been reevaluated and interpreted as follows:

- 1) Nondetected concentrations have been represented as ND for reporting purposes.
- 2) Total VOCs have been recalculated and represented as the sum of the detected parameters shown on this table.
- 3) The method change to 8260 was approved by the NYSDEC and changed in January 2005.

# FORMER CARBORUNDUM FACILITY

# WHEATFIELD, NEW YORK

Well Id: B-40M

Date	Lab Sample Id	Method	Carbon tetrachloride (ug/L)	Chloroform (ug/L)	1,1-Dichloro-ethane (ug/L)	1,1-Dichloro-ethene (ug/L)	Methylene chloride (ug/L)	Trans-1,2-dichloro-ethene (ug/L)	Cis-1,2-dichloro-ethene (ug/L)	1,1,1-Trichloro-ethane (ug/L)	Trichloro-ethene (ug/L)	Tetrachloro-ethene (ug/L)	Vinyl chloride (ug/L)	Total (ug/L)
01/11/2001	A1035107	8021	ND	ND	ND	ND	ND	1.1	5.6	ND	ND	ND	1.5 J	8.2
04/19/2001	A1361306	624	ND	ND	ND	ND	ND	ND	0.97	ND	ND	ND	ND	0.97
07/10/2001	A1648710	8021	ND	ND	ND	ND	ND	0.26 J	3.2	ND	ND	ND	0.28 J	3.74
10/18/2001	A1A23311	8021	ND	ND	ND	ND	ND	ND	3.3	ND	41	ND	ND	44.3
01/22/2002	A2066012RE	8021	ND	ND	ND	ND	ND	ND	5.1	ND	ND	ND	1.4 J	6.5
04/12/2002	A2351801	8021	ND	ND	ND	ND	ND	0.6 J	6	ND	ND	ND	0.87 J	7.47
07/12/2002	A2713907	8021	ND	ND	ND	ND	ND	ND	5	ND	ND	ND	ND	5
10/08/2002	A2999308	8021	ND	ND	ND	ND	ND	0.7 J	6.9	ND	0.58 J	ND	1 J	9.18
01/20/2003	A3060804	8021	ND	ND	ND	ND	ND	0.43 J	4.5	ND	0.29 J	ND	0.75 J	5.97
04/25/2003	A3389401	8021	ND	ND	ND	ND	ND	0.48 J	4.4	ND	ND	ND	0.58 J	5.46
07/17/2003	A3683703	8021	ND	ND	ND	ND	ND	0.38 J	3.8	ND	ND	ND	0.22 J	4.4
10/17/2003	A3A09004	8021	ND	ND	ND	ND	ND	ND	3.4	ND	ND	ND	ND	3.4
01/20/2004	A4053202	8021	ND	ND	ND	ND	ND	ND	3.1	ND	ND	ND	ND	3.1
04/29/2004	A4402401	8021	ND	ND	ND	ND	ND	ND	2.1	ND	ND	ND	ND	2.1
07/16/2004	A4674201	8021	ND	ND	ND	ND	ND	ND	3 E	ND	ND	ND	ND	3
07/16/2004	A4674201	8260	ND	ND	ND	ND	ND	0.58 J	2.9	ND	ND	ND	ND	3.48
10/12/2004	A4A09702	8021	ND	ND	ND	ND	ND	0.53 J	6.1	ND	ND	ND	ND	6.63
01/12/2005	A5036203	8260	ND	ND	ND	ND	ND	0.62 J	4.8	ND	0.38 J	ND	ND	5.8
04/26/2005	A5414301	8260	ND	ND	ND	ND	ND	0.6 J	4.3	ND	0.3 J	ND	ND	5.2
07/26/2005	A5791602	8260/5ML	ND	ND	ND	ND	ND	ND	2.1	ND	ND	ND	ND	2.1
10/21/2005	A5B92602	8260	ND	ND	ND	ND	ND	0.73 J	4.8	ND	0.91 J	ND	ND	6.44
01/27/2006	A6102501	8260	ND	ND	ND	ND	ND	0.64 J	5.4	ND	1.6	ND	ND	7.64
04/20/2006	6D21003-04	8260B	ND	ND	ND	ND	ND	ND	3	ND	ND	ND	ND	3
07/18/2006	6G19003-04	8260B	ND	ND	ND	ND	5 B	ND	4	ND	1	ND	ND	10
10/11/2006	6J12003-05	8260B	ND	ND	ND	ND	ND	ND	5	ND	2	ND	ND	7
01/05/2007	7A05012-04	8260B	ND	ND	ND	ND	3 B	ND	6	ND	3	ND	ND	12
04/17/2007	7D18003-02	8260B	ND	ND	ND	ND	ND	ND	4	ND	2	ND	ND	6
07/16/2007	7G17015-10	8260B	ND	ND	ND	ND	ND	ND	3	ND	ND	ND	ND	3
10/15/2007	7J16003-02	8260B	ND	ND	ND	ND	ND	ND	4	ND	2	ND	ND	6
01/09/2008	8A10002-06	8260B	ND	ND	ND	ND	ND	ND	4	ND	2	ND	ND	6

ND - Not detected, indicates parameter was analyzed for, but not detected at or above the reporting limit.

To address the NYSDEC concerns regarding the presentation and plotting of nondetected values, the data for 2001 to 2004 has been reevaluated and interpreted as follows:

- 1) Nondetected concentrations have been represented as ND for reporting purposes.
- 2) Total VOCs have been recalculated and represented as the sum of the detected parameters shown on this table.
- 3) The method change to 8260 was approved by the NYSDEC and changed in January 2005.

## FORMER CARBORUNDUM FACILITY

## WHEATFIELD, NEW YORK

Well Id: B-41M

Date	Lab Sample Id	Method	Carbon tetrachloride (ug/L)	Chloroform (ug/L)	1,1-Dichloroethane (ug/L)	1,1-Dichloroethene (ug/L)	Methylene chloride (ug/L)	Trans-1,2-dichloroethene (ug/L)	Cis-1,2-dichloroethene (ug/L)	1,1,1-Trichloroethane (ug/L)	Trichloroethene (ug/L)	Tetrachloroethene (ug/L)	Vinyl chloride (ug/L)	Total (ug/L)
01/12/2001	A1035108	8021	ND	ND	ND	ND	ND	1.3	3.1	ND	0.37 J	ND	ND	4.77
04/19/2001	A1361312	624	ND	ND	ND	ND	ND	ND	0.45	ND	ND	ND	ND	0.45
07/10/2001	A1648709	8021	ND	ND	ND	ND	ND	0.55 J	1.6	ND	0.38 J	ND	ND	2.53
10/18/2001	A1A23308	8021	ND	ND	ND	ND	ND	ND	ND	ND	100	ND	ND	100
01/23/2002	A2076802RI	8021	ND	ND	ND	ND	3.5	ND	ND	ND	ND	ND	ND	3.5
04/15/2002	A2370101	8021	ND	ND	ND	ND	ND	ND	1.8	ND	1 J	ND	ND	2.8
07/15/2002	A2723101	8021	ND	ND	ND	ND	ND	ND	1.2	ND	0.47 J	ND	ND	1.67
10/08/2002	A2999207	8021	ND	ND	ND	ND	ND	0.38 J	1.4	ND	0.84 J	ND	ND	2.62
01/21/2003	A3069004	8021	ND	ND	ND	ND	ND	0.44 J	1.5	ND	0.81 J	ND	ND	2.75
04/28/2003	A3399801	8021	ND	ND	ND	ND	ND	0.57 J	2.3	ND	ND	ND	ND	2.87
07/17/2003	A3683705	8021	ND	ND	ND	ND	ND	0.52 J	2.3	ND	0.65 J	ND	ND	3.47
10/17/2003	A3A09005	8021	ND	ND	ND	ND	ND	ND	2.7	ND	ND	ND	ND	2.7
01/21/2004	A4053204	8021	ND	ND	ND	ND	ND	ND	2.4	ND	ND	ND	ND	2.4
04/30/2004	A4402402	8021	ND	ND	ND	ND	ND	1.2	3.1	ND	ND	ND	ND	4.3
07/16/2004	A4674202	8260	ND	ND	ND	ND	ND	0.9 J	2.3	ND	0.3 J	ND	ND	3.5
07/16/2004	A4674202	8021	ND	ND	ND	ND	ND	1.1 E	2.6 E	ND	ND	ND	ND	3.7
10/12/2004	A4A09701	8021	ND	ND	ND	ND	ND	1.3	6.7	ND	ND	ND	ND	8
01/18/2005	A5051003	8260	ND	ND	ND	ND	ND	0.75 J	2	ND	0.38 J	ND	ND	3.13
04/26/2005	A5414302	8260	ND	ND	ND	ND	ND	1.3	3.8	ND	ND	ND	ND	5.1
07/26/2005	A5791603	8260/5ML	ND	ND	ND	ND	ND	1.2	2.9	ND	ND	ND	ND	4.1
10/21/2005	A5B92603	8260	ND	ND	ND	ND	ND	1	4.3	ND	ND	ND	0.99 J	6.29
01/27/2006	A6102502	8260	ND	ND	ND	ND	ND	0.62 J	3.1	ND	ND	ND	ND	3.72
04/21/2006	6D21017-03	8260B	ND	ND	ND	ND	ND	ND	4	ND	ND	ND	ND	4
07/18/2006	6G19003-02	8260B	ND	ND	ND	ND	4 B	ND	5	ND	ND	ND	ND	9
10/12/2006	6J16007-01RE1	8260B	ND	ND	ND	ND	ND	ND	3	ND	ND	ND	ND	3
01/09/2007	7A10006-07	8260B	ND	ND	ND	ND	ND	ND	4	ND	1	ND	ND	5
04/17/2007	7D18003-03	8260B	ND	ND	ND	ND	ND	ND	5	ND	ND	ND	ND	5
07/16/2007	7G17015-09	8260B	ND	ND	ND	ND	ND	ND	4	ND	ND	ND	ND	4
10/15/2007	7J16003-03	8260B	ND	ND	ND	ND	ND	ND	3	ND	ND	ND	ND	3
01/09/2008	8A10002-05	8260B	ND	ND	ND	ND	ND	ND	3	ND	ND	ND	ND	3

ND - Not detected, indicates parameter was analyzed for, but not detected at or above the reporting limit.

To address the NYSDEC concerns regarding the presentation and plotting of nondetected values, the data for 2001 to 2004 has been reevaluated and interpreted as follows:

- 1) Nondetected concentrations have been represented as ND for reporting purposes.
- 2) Total VOCs have been recalculated and represented as the sum of the detected parameters shown on this table.
- 3) The method change to 8260 was approved by the NYSDEC and changed in January 2005.

# FORMER CARBORUNDUM FACILITY

# WHEATFIELD, NEW YORK

Well Id: B-42M

Date	Lab Sample Id	Method	Carbon tetrachloride (ug/L)	Chloroform (ug/L)	1,1-Dichloroethane (ug/L)	1,1-Dichloroethene (ug/L)	Methylene chloride (ug/L)	Trans-1,2-dichloroethene (ug/L)	Cis-1,2-dichloroethene (ug/L)	1,1,1-Trichloroethane (ug/L)	Trichloroethene (ug/L)	Tetrachloroethene (ug/L)	Vinyl chloride (ug/L)	Total (ug/L)
01/12/2001	A1035114	8021	ND	ND	ND	ND	2.1 J	1.2	51	ND	23	ND	ND	77.3
04/20/2001	A1366404	624	ND	ND	ND	ND	ND	ND	39	ND	380 D	ND	ND	419
07/11/2001	A1648704	8021	ND	ND	0.27 J	ND	ND	1.4	45	ND	14	ND	9.4	70.07
10/17/2001	A1A23307	8021	ND	ND	ND	ND	ND	0.4 J	12	ND	3	ND	ND	15.4
11/12/2001	A1B23801	8021	ND	ND	ND	ND	ND	0.56 J	8	ND	4	ND	ND	12.56
01/24/2002	A2076710	8021	ND	ND	ND	ND	ND	0.5 J	8.2	ND	4.8	ND	0.44 J	13.94
04/18/2002	A2378803	8021	ND	ND	ND	ND	ND	0.43 J	4.2	ND	4.1	ND	ND	8.73
07/16/2002	A2722908	8021	ND	ND	ND	ND	ND	0.6 J	8.2	ND	3.9	ND	ND	12.7
10/11/2002	A2A14401	8021	ND	ND	ND	ND	ND	1.5	16	ND	6	ND	ND	23.5
01/23/2003	A3075204	8021	ND	ND	ND	ND	ND	ND	8.9	ND	12	ND	ND	20.9
04/23/2003	A3376302	8021	ND	ND	ND	ND	ND	1.2	12	ND	6.9	ND	0.67 J	20.77
07/22/2003	A3699405	8021	ND	ND	ND	ND	ND	1	15	ND	5.2	ND	ND	21.2
10/22/2003	A3A28303	8021	ND	ND	ND	ND	ND	2	28	ND	8.2	ND	1.4 J	39.6
01/21/2004	A4053402	8021	ND	ND	ND	ND	ND	ND	11	ND	6.9	ND	ND	17.9
04/28/2004	A4387603	8021	ND	ND	ND	ND	ND	1.1	10	ND	4.9	ND	ND	16
07/09/2004	A4647101	8021	ND	ND	ND	ND	ND	1	8.5	ND	4.3	ND	ND	13.8
10/08/2004	A4994202	8021	ND	ND	ND	ND	ND	ND	6.2	ND	3.5	ND	ND	9.7
01/18/2005	A5051101	8260	ND	ND	ND	ND	ND	0.34 J	2.6	ND	2.6	ND	ND	5.54
04/26/2005	A5414403	8260	ND	ND	ND	ND	ND	0.43 J	5.1	ND	3.6	ND	ND	9.13
07/26/2005	A5791701	8260/5ML	ND	ND	ND	ND	ND	1	8.2	ND	3.9	ND	ND	13.1
10/20/2005	A5B92005	8260	ND	ND	ND	ND	ND	1.5	13	ND	5.9	ND	2.2	22.6
01/24/2006	A6089108	8260	ND	ND	ND	ND	ND	ND	4.1	ND	2.9	ND	ND	7
04/19/2006	6D20002-05	8260B	ND	ND	ND	ND	ND	ND	6	ND	4	ND	ND	10
07/18/2006	6G19003-08	8260B	ND	ND	ND	ND	5 B	ND	7	ND	3	ND	ND	15
10/11/2006	6J12003-03	8260B	ND	ND	ND	ND	ND	1	10	ND	4	ND	ND	15
01/10/2007	7A11003-01	8260B	ND	ND	ND	ND	ND	ND	3	ND	2	ND	ND	5
04/16/2007	7D17002-01	8260B	ND	ND	ND	ND	ND	ND	5	ND	3	ND	ND	8
07/16/2007	7G17015-02	8260B	ND	ND	ND	ND	2	ND	3	ND	2	ND	ND	7
10/09/2007	7J10006-09	8260B	ND	ND	ND	ND	ND	ND	4	ND	3	ND	ND	7
01/14/2008	8A15002-02	8260B	ND	ND	ND	ND	ND	ND	8	ND	4	ND	ND	12

ND - Not detected, indicates parameter was analyzed for, but not detected at or above the reporting limit.

To address the NYSDEC concerns regarding the presentation and plotting of nondetected values, the data for 2001 to 2004 has been reevaluated and interpreted as follows:

- 1) Nondetected concentrations have been represented as ND for reporting purposes.
- 2) Total VOCs have been recalculated and represented as the sum of the detected parameters shown on this table.
- 3) The method change to 8260 was approved by the NYSDEC and changed in January 2005.

# FORMER CARBORUNDUM FACILITY

# WHEATFIELD, NEW YORK

Well Id: B-43M

Date	Lab Sample Id	Method	Carbon tetrachloride (ug/L)	Chloroform (ug/L)	1,1-Dichloroethane (ug/L)	1,1-Dichloroethene (ug/L)	Methylene chloride (ug/L)	Trans-1,2-dichloroethene (ug/L)	Cis-1,2-dichloroethene (ug/L)	1,1,1-Trichloroethane (ug/L)	Trichloroethene (ug/L)	Tetrachloroethene (ug/L)	Vinyl chloride (ug/L)	Total (ug/L)
01/12/2001	A1035113	8021	ND	ND	1.4	ND	ND	ND	34	ND	4.5	ND	2.7	42.6
04/20/2001	A1366405	624	ND	ND	ND	ND	ND	ND	4.6	ND	2.9	ND	ND	7.5
07/11/2001	A1648701	8021	ND	ND	0.35 J	ND	ND	ND	2.1	ND	0.83 J	ND	0.3 J	3.58
11/12/2001	A1B23802	8021	ND	ND	ND	ND	ND	ND	14	ND	6.4	ND	0.37 J	20.77
01/21/2002	A2066007	8021	ND	ND	ND	ND	ND	0.61 J	13	ND	6.1	ND	ND	19.71
04/11/2002	A2348302	8021	ND	ND	ND	ND	ND	0.61 J	11	ND	6.3	ND	ND	17.91
07/11/2002	A2708317	8021	ND	ND	ND	ND	ND	ND	10	ND	5.4	ND	ND	15.4
10/08/2002	A2999303	8021	ND	ND	ND	ND	ND	0.38 J	6	ND	4.3	ND	0.29 J	10.97
01/16/2003	A3055804	8021	ND	ND	0.29 J	ND	ND	0.4 J	6.3	ND	3.4	ND	1.2 J	11.59
04/29/2003	A3398701	8021	ND	ND	ND	ND	ND	ND	3.8	ND	2.4	ND	0.34 J	6.54
07/17/2003	A3683706	8021	ND	ND	ND	ND	ND	ND	2.1	ND	1.1 J	ND	ND	3.2
10/16/2003	A3A09002	8021	ND	ND	ND	ND	ND	ND	3.7	ND	8.1	ND	ND	11.8
01/20/2004	A4053201	8021	ND	ND	ND	ND	ND	ND	10	ND	8.9	ND	ND	18.9
04/28/2004	A4387602	8021	ND	ND	ND	ND	ND	ND	2	ND	1.4	ND	ND	3.4
07/09/2004	A4647301	8021	ND	ND	ND	ND	ND	ND	4.3	ND	8.2	ND	ND	12.5
10/07/2004	A4994505	8021	ND	ND	ND	ND	ND	ND	7.4	ND	36	ND	ND	43.4
01/18/2005	A5051001	8260	ND	ND	ND	ND	ND	0.82 J	8.9	ND	5.5	ND	1.5 J	16.72
04/21/2005	A5402202	8260	ND	ND	ND	ND	ND	0.83 J	10	ND	40 E	ND	ND	50.83
04/21/2005	A5402202DL	8260	ND	ND	ND	ND	ND	0.69 DJ	8.6 D	ND	34 D	ND	ND	43.29
07/26/2005	A5791702	8260/5ML	ND	ND	ND	ND	ND	1.6	17	ND	79	ND	ND	97.6
10/20/2005	A5B91801	8260	ND	ND	ND	ND	ND	0.64 J	6	ND	6.8	ND	1.3 J	14.74
01/26/2006	A6102402	8260	ND	ND	ND	ND	ND	0.74 J	12	ND	4.6	ND	3.8	21.14
04/20/2006	6D21003-01	8260B	ND	ND	ND	ND	ND	ND	12	ND	3	ND	3	18
07/18/2006	6G19003-07	8260B	ND	ND	ND	ND	4 B	ND	8	ND	4	ND	ND	16
10/11/2006	6J12003-02	8260B	ND	ND	ND	ND	ND	1	12	ND	36	ND	ND	49
01/10/2007	7A11003-02	8260B	ND	ND	ND	ND	ND	ND	12	ND	5	ND	4	21
04/16/2007	7D17002-02	8260B	ND	ND	ND	ND	ND	ND	9	ND	2	ND	ND	11
07/16/2007	7G17015-03	8260B	ND	ND	ND	ND	ND	ND	9	ND	2	ND	3	14
10/10/2007	7J11002-07	8260B	ND	ND	ND	ND	ND	ND	8	ND	3	ND	2	13
01/14/2008	8A15002-03	8260B	ND	ND	ND	ND	ND	ND	9	ND	2	ND	2	13

ND - Not detected, indicates parameter was analyzed for, but not detected at or above the reporting limit.

To address the NYSDEC concerns regarding the presentation and plotting of nondetected values, the data for 2001 to 2004 has been reevaluated and interpreted as follows:

- 1) Nondetected concentrations have been represented as ND for reporting purposes.
- 2) Total VOCs have been recalculated and represented as the sum of the detected parameters shown on this table.
- 3) The method change to 8260 was approved by the NYSDEC and changed in January 2005.

# FORMER CARBORUNDUM FACILITY

# WHEATFIELD, NEW YORK

Well Id: B-44M

Date	Lab Sample Id	Method	Carbon tetrachloride (ug/L)	Chloroform (ug/L)	1,1-Dichloroethane (ug/L)	1,1-Dichloroethene (ug/L)	Methylene chloride (ug/L)	Trans-1,2-dichloroethene (ug/L)	Cis-1,2-dichloroethene (ug/L)	1,1,1-Trichloroethane (ug/L)	Trichloroethene (ug/L)	Tetrachloroethene (ug/L)	Vinyl chloride (ug/L)	Total (ug/L)
01/13/2001	A1041307	8021	ND	ND	7.6	1.2	ND	1.1	38	1.9	8	ND	15	72.8
04/25/2001	A1382101	8021	ND	ND	6	ND	ND	0.25 J	33	0.4 J	4.3	ND	7.7	51.65
07/11/2001	A1648703	8021	ND	ND	4.5	ND	ND	ND	23	ND	3	ND	2.4	32.9
11/12/2001	A1B23803	8021	ND	ND	6.1	ND	ND	ND	33	ND	27	ND	4.5	70.6
01/22/2002	A2066013	8021	ND	ND	ND	ND	14	ND	22	ND	ND	ND	ND	36
04/12/2002	A2351802	8021	ND	ND	7.6	ND	ND	ND	33	ND	5.9	ND	5.6	52.1
07/15/2002	A2723103	8021	ND	ND	7.8	ND	ND	ND	28	ND	5.5	ND	4.4	45.7
10/09/2002	A2A07501	8021	ND	ND	9.2	ND	ND	ND	49	0.76 J	10	ND	15	83.96
01/21/2003	A3069001	8021	ND	0.54 J	7.4	ND	ND	ND	25	ND	5.5	ND	4.9	43.34
04/29/2003	A3398702	8021	ND	ND	11	ND	ND	ND	44	0.79 J	10	ND	27	92.79
07/17/2003	A3683704	8021	ND	ND	8.3	ND	ND	ND	36	0.45 J	4.8	ND	13	62.55
10/17/2003	A3A09003	8021	ND	ND	8.4	ND	ND	ND	26	ND	1.6	ND	20	56
01/20/2004	A4053203	8021	ND	ND	9.1	ND	ND	ND	15	ND	1.9	ND	9.7	35.7
04/28/2004	A4387601	8021	ND	ND	8.5	ND	ND	ND	27	ND	3.2	ND	23	61.7
07/09/2004	A4647302	8021	ND	ND	8	ND	ND	ND	15	ND	1.6	ND	19	43.6
10/07/2004	A4994504	8021	ND	ND	6.3	ND	ND	ND	5	ND	2.4	ND	5.6	19.3
01/18/2005	A5051002	8260	ND	ND	8.1	ND	ND	0.34 J	9.1	0.25 J	2.4	ND	4.9	25.09
04/21/2005	A5402201	8260	ND	ND	7.3	ND	ND	0.47 J	21	0.49 J	5.8	ND	15	50.06
07/22/2005	A5778502	8260/5ML	ND	ND	5.9	ND	ND	ND	14	ND	3.6	ND	5.5	29
10/21/2005	A5B92604	8260	ND	ND	8.7	ND	ND	ND	9.1	ND	3.7	ND	6.6	28.1
01/26/2006	A6102403	8260	ND	ND	9.1	ND	ND	0.63 J	16	0.65 J	8.1	ND	16	50.48
04/20/2006	6D21003-02	8260B	ND	ND	7	ND	ND	ND	7	ND	2	ND	8	24
07/18/2006	6G19003-06	8260B	ND	ND	7	ND	11 B	ND	8	ND	3	ND	5	34
10/11/2006	6J12003-04	8260B	ND	ND	8	ND	ND	ND	12	ND	6	ND	9	35
01/10/2007	7A11003-03	8260B	ND	ND	6	ND	ND	ND	5	ND	10	ND	6	27
04/17/2007	7D18003-04	8260B	ND	ND	5	ND	ND	ND	1	ND	ND	ND	3	9
07/16/2007	7G17015-04	8260B	ND	ND	7	ND	ND	ND	8	ND	5	ND	7	27
10/10/2007	7J11002-08	8260B	ND	ND	6	ND	ND	ND	7	ND	4	ND	4	21
01/14/2008	8A15002-04	8260B	ND	ND	7	ND	ND	ND	9	ND	5	ND	6	27

ND - Not detected, indicates parameter was analyzed for, but not detected at or above the reporting limit.

To address the NYSDEC concerns regarding the presentation and plotting of nondetected values, the data for 2001 to 2004 has been reevaluated and interpreted as follows:

- 1) Nondetected concentrations have been represented as ND for reporting purposes.
- 2) Total VOCs have been recalculated and represented as the sum of the detected parameters shown on this table.
- 3) The method change to 8260 was approved by the NYSDEC and changed in January 2005.



# FORMER CARBORUNDUM FACILITY

# WHEATFIELD, NEW YORK

Well Id: B-45M

Date	Lab Sample Id	Method	Carbon tetrachloride (ug/L)	Chloroform (ug/L)	1,1-Dichloroethane (ug/L)	1,1-Dichloroethene (ug/L)	Methylene chloride (ug/L)	Trans-1,2-dichloroethene (ug/L)	Cis-1,2-dichloroethene (ug/L)	1,1,1-Trichloroethane (ug/L)	Trichloroethene (ug/L)	Tetrachloroethene (ug/L)	Vinyl chloride (ug/L)	Total (ug/L)
01/18/2001	A1052404	8021	ND	1	ND	ND	ND	ND	ND	ND	ND	ND	ND	1
04/18/2001	A1361301	624	ND	ND	ND	ND	ND	ND	ND	ND	ND	ND	ND	ND
07/18/2001	A1682901	8021	ND	ND	ND	ND	ND	ND	ND	ND	ND	ND	ND	ND
10/12/2001	A1A01003	8021	ND	ND	ND	ND	ND	ND	ND	ND	ND	ND	ND	ND
01/15/2002	A2039404	8021	ND	ND	ND	ND	ND	0.72 J	7.3	ND	0.66 J	ND	0.24 J	8.92
04/08/2002	A2332604	8260	ND	ND	ND	ND	ND	ND	1.1	ND	ND	ND	ND	1.1
07/08/2002	A2695504	8021	ND	ND	ND	ND	ND	ND	ND	ND	ND	ND	ND	ND
10/03/2002	A2980606	8021	ND	ND	ND	ND	ND	ND	0.21 J	ND	0.67 J	ND	ND	0.88
01/13/2003	A3038007	8021	ND	ND	ND	ND	ND	ND	1.6	ND	0.67 J	ND	ND	2.27
04/08/2003	A3329702	8021	ND	ND	ND	ND	ND	ND	1.2	ND	ND	ND	ND	1.2
07/03/2003	A3639718	8021	ND	ND	ND	ND	ND	ND	8.8	ND	66 E	ND	ND	74.8
07/03/2003	A3639718RE	8021	ND	ND	ND	ND	ND	ND	ND	ND	ND	ND	ND	ND
10/10/2003	A3983802	8021	ND	ND	ND	ND	ND	ND	ND	ND	ND	ND	ND	ND
01/08/2004	A4026307	8021	ND	ND	ND	ND	ND	ND	ND	ND	ND	ND	ND	ND
04/13/2004	A4331507	8021	ND	ND	ND	ND	ND	ND	ND	ND	ND	ND	ND	ND
06/30/2004	A4619404	8021	ND	ND	ND	ND	ND	ND	ND	ND	ND	ND	ND	ND
10/22/2004	A4A47804	8021	ND	ND	ND	ND	ND	ND	1.3	ND	ND	ND	ND	1.3
01/13/2005	A5036406	8260	ND	ND	ND	ND	ND	ND	0.86 J	ND	0.7 J	ND	ND	1.56
04/05/2005	A5317608	8260	ND	ND	ND	ND	ND	ND	0.35 J	ND	ND	ND	ND	0.35
07/12/2005	A5733103	8260/5ML	ND	ND	ND	ND	ND	ND	ND	ND	ND	ND	ND	ND
07/20/2006	6G21005-02	8260B	ND	ND	ND	ND	3	ND	ND	ND	ND	ND	ND	3
07/10/2007	7G11015-10	8260B	ND	ND	ND	ND	ND	ND	ND	ND	ND	ND	ND	ND

ND - Not detected, indicates parameter was analyzed for, but not detected at or above the reporting limit.

To address the NYSDEC concerns regarding the presentation and plotting of nondetected values, the data for 2001 to 2004 has been reevaluated and interpreted as follows:

- 1) Nondetected concentrations have been represented as ND for reporting purposes.
- 2) Total VOCs have been recalculated and represented as the sum of the detected parameters shown on this table.
- 3) The method change to 8260 was approved by the NYSDEC and changed in January 2005.

# FORMER CARBORUNDUM FACILITY

# WHEATFIELD, NEW YORK

Well Id: B-46M

Date	Lab Sample Id	Method	Carbon tetrachloride (ug/L)	Chloroform (ug/L)	1,1-Dichloro-ethane (ug/L)	1,1-Dichloro-ethene (ug/L)	Methylene chloride (ug/L)	Trans-1,2-dichloro-ethene (ug/L)	Cis-1,2-dichloro-ethene (ug/L)	1,1,1-Trichloro-ethane (ug/L)	Trichloro-ethene (ug/L)	Tetrachloro-ethene (ug/L)	Vinyl chloride (ug/L)	Total (ug/L)
01/17/2001	A1052405	8021	ND	0.62 J	ND	ND	1.4 J	2.3	54	ND	2.8	ND	3.2	64.32
04/18/2001	A1361304	624	ND	ND	ND	ND	ND	ND	5.8	ND	0.26	ND	ND	6.06
07/18/2001	A1682905	8021	ND	ND	ND	ND	ND	0.32 J	29	ND	1.7	ND	0.61 J	31.63
10/12/2001	A1A01004	8021	ND	ND	ND	ND	ND	0.46 J	41	ND	1.1 J	ND	2.3	44.86
01/15/2002	A2039405	8021	ND	ND	ND	ND	ND	0.46 J	31	ND	1.3	ND	1.7 J	34.46
04/09/2002	A2332611	8260	ND	ND	0.28 J	0.23 J	ND	0.88 J	62 D	ND	2.7	ND	1.8	67.89
07/09/2002	A2695508	8021	ND	ND	ND	ND	ND	ND	52	ND	ND	ND	ND	52
10/03/2002	A2980608	8021	ND	ND	ND	ND	ND	ND	120	ND	6.6	ND	3.3	129.9
01/14/2003	A3043003	8021	ND	ND	ND	ND	ND	1.1	58	ND	3.4	ND	2.9	65.4
04/08/2003	A3329705	8021	ND	ND	ND	ND	ND	ND	12	ND	0.44 J	ND	0.52 J	12.96
07/02/2003	A3639701	8021	ND	ND	ND	ND	ND	ND	36	ND	ND	ND	1.4 J	37.4
10/09/2003	A3978812	8021	ND	ND	ND	ND	ND	ND	150	ND	5.1	ND	3.8	158.9
01/08/2004	A4026306	8021	ND	ND	ND	ND	ND	ND	23	ND	1.5	ND	1.1 J	25.6
04/13/2004	A4331506	8021	ND	ND	ND	ND	ND	ND	82	ND	6.9	ND	2.5	91.4
06/30/2004	A4619405	8021	ND	ND	1.3	ND	ND	2.6	120	ND	8.7	ND	6.4	139
10/22/2004	A4A47805	8021	ND	ND	0.67 J	ND	ND	1.7	130 D	ND	9.2	ND	4.1	147.37
01/13/2005	A5036407	8260	ND	ND	ND	ND	ND	1.8	100	ND	11	ND	5.4	118.2
04/05/2005	A5317609	8260	ND	ND	ND	ND	ND	ND	1.8	ND	ND	ND	ND	1.8
07/12/2005	A5733104	8260/5ML	ND	ND	0.57 J	ND	ND	1.6	82	ND	8.2	ND	5.6	97.97
07/20/2006	6G21005-01	8260B	ND	ND	ND	ND	3	1	59	ND	7	ND	4	74
07/10/2007	7G11015-11RE1	8260B	ND	ND	ND	ND	ND	ND	33	ND	5	ND	2	40

ND - Not detected, indicates parameter was analyzed for, but not detected at or above the reporting limit.

To address the NYSDEC concerns regarding the presentation and plotting of nondetected values, the data for 2001 to 2004 has been reevaluated and interpreted as follows:

- 1) Nondetected concentrations have been represented as ND for reporting purposes.
- 2) Total VOCs have been recalculated and represented as the sum of the detected parameters shown on this table.
- 3) The method change to 8260 was approved by the NYSDEC and changed in January 2005.

# FORMER CARBORUNDUM FACILITY

# WHEATFIELD, NEW YORK

Well Id: B-48M

Date	Lab Sample Id	Method	Carbon tetrachloride (ug/L)	Chloroform (ug/L)	1,1-Dichloroethane (ug/L)	1,1-Dichloroethene (ug/L)	Methylene chloride (ug/L)	Trans-1,2-dichloroethene (ug/L)	Cis-1,2-dichloroethene (ug/L)	1,1,1-Trichloroethane (ug/L)	Trichloroethene (ug/L)	Tetrachloroethene (ug/L)	Vinyl chloride (ug/L)	Total (ug/L)
01/15/2001	A1041306	8021	ND	ND	ND	ND	ND	5.8	77	ND	31	ND	18	131.8
04/25/2001	A1382104	8021	ND	ND	ND	ND	ND	ND	10	ND	37	ND	ND	47
07/11/2001	A1648712	8021	ND	0.84 J	ND	ND	1.2 J	2.6	90	ND	9.6	ND	25	129.24
10/17/2001	A1A23302	8021	ND	ND	ND	ND	3.1	ND	13	ND	170	ND	ND	186.1
01/24/2002	A2076709	8021	ND	ND	ND	ND	ND	0.63 J	9.7	ND	15	ND	ND	25.33
04/15/2002	A2370204	8021	ND	ND	ND	ND	ND	0.46 J	7.8	ND	22	ND	ND	30.26
07/16/2002	A2722917	8021	ND	ND	ND	ND	ND	0.53 J	8.2	ND	25	ND	ND	33.73
10/09/2002	A2A07505	8021	ND	ND	ND	ND	ND	ND	8.2	ND	17	ND	ND	25.2
01/23/2003	A3075203	8021	ND	ND	ND	ND	ND	ND	7.9	ND	15	ND	ND	22.9
04/28/2003	A3399701	8021	ND	ND	ND	ND	ND	1	16	ND	20	ND	ND	37.55
07/18/2003	A3689002	8021	ND	ND	ND	ND	ND	0.67 J	12	ND	13	ND	ND	25.67
10/22/2003	A3A28304	8021	ND	ND	ND	ND	ND	ND	10	ND	13	ND	ND	23
01/22/2004	A4057103	8021	ND	ND	ND	ND	ND	ND	3	ND	6.5	ND	ND	9.5
04/27/2004	A4387502	8021	ND	ND	ND	ND	ND	ND	3.2	ND	8.5	ND	ND	11.7
07/13/2004	A4663802	8021	ND	ND	ND	ND	ND	ND	2.6	ND	6.7	ND	ND	9.3
10/13/2004	A4A09401	8021	ND	ND	ND	ND	ND	ND	4.1	ND	6.6	ND	ND	10.7
01/12/2005	A5036102	8260	ND	ND	ND	ND	ND	ND	1.4	ND	5	ND	ND	6.4
04/21/2005	A5402002	8260	ND	ND	ND	ND	ND	ND	1	ND	4.6	ND	ND	5.6
07/21/2005	A5768402	8260/5ML	ND	ND	ND	ND	ND	ND	1.6	ND	5.6	ND	ND	7.2
10/20/2005	A5B92002	8260	ND	ND	ND	ND	ND	ND	2.3	ND	6.1	ND	ND	8.4
01/24/2006	A6089114	8260	ND	ND	ND	ND	ND	ND	0.79 J	ND	2.2	ND	ND	2.99
04/18/2006	6D19002-01	8260B	ND	ND	ND	ND	2	ND	ND	ND	3	ND	ND	5
07/21/2006	6G21018-01	8260B	ND	ND	ND	ND	ND	ND	2	ND	4	ND	ND	6
10/12/2006	6J16007-03RE1	8260B	ND	ND	ND	ND	ND	ND	ND	ND	2	ND	ND	2
01/05/2007	7A05012-01	8260B	ND	ND	ND	ND	ND	ND	ND	ND	2	ND	ND	2
04/11/2007	7D12002-01	8260B	ND	ND	ND	ND	ND	ND	ND	ND	3	ND	ND	3
07/12/2007	7G13019-06	8260B	ND	ND	ND	ND	ND	ND	ND	ND	2	ND	ND	2
10/11/2007	7J12012-07	8260B	ND	ND	ND	ND	ND	ND	ND	ND	1	ND	ND	1
01/08/2008	8A09005-02	8260B	ND	ND	ND	ND	ND	ND	ND	ND	1	ND	ND	1

ND - Not detected, indicates parameter was analyzed for, but not detected at or above the reporting limit.

To address the NYSDEC concerns regarding the presentation and plotting of nondetected values, the data for 2001 to 2004 has been reevaluated and interpreted as follows:

- 1) Nondetected concentrations have been represented as ND for reporting purposes.
- 2) Total VOCs have been recalculated and represented as the sum of the detected parameters shown on this table.
- 3) The method change to 8260 was approved by the NYSDEC and changed in January 2005.

# FORMER CARBORUNDUM FACILITY

# WHEATFIELD, NEW YORK

Well Id: B-49M

Date	Lab Sample Id	Method	Carbon tetrachloride (ug/L)	Chloroform (ug/L)	1,1-Dichloro-ethane (ug/L)	1,1-Dichloro-ethene (ug/L)	Methylene chloride (ug/L)	Trans-1,2-dichloro-ethene (ug/L)	Cis-1,2-dichloro-ethene (ug/L)	1,1,1-Trichloro-ethane (ug/L)	Trichloro-ethene (ug/L)	Tetrachloro-ethene (ug/L)	Vinyl chloride (ug/L)	Total (ug/L)
01/15/2001	A1041305	8021	ND	ND	ND	ND	ND	ND	2.2	ND	0.55 J	ND	ND	2.75
04/25/2001	A1382103	8021	ND	ND	ND	ND	ND	ND	0.72 J	ND	2.3	ND	ND	3.02
07/11/2001	A1648717	8021	ND	ND	ND	ND	ND	ND	0.74 J	ND	1.8	ND	ND	2.54
10/17/2001	A1A23301	8021	ND	ND	ND	ND	ND	ND	2.2	ND	120	ND	ND	122.2
01/24/2002	A2076706	8021	ND	ND	ND	ND	3.2	ND	ND	ND	ND	ND	ND	3.2
04/15/2002	A2370201	8021	ND	ND	ND	ND	ND	ND	ND	ND	0.45 J	ND	ND	0.45
07/15/2002	A2722904	8021	ND	ND	ND	ND	ND	ND	ND	ND	ND	ND	ND	ND
10/09/2002	A2A07504	8021	ND	ND	ND	ND	ND	ND	ND	ND	ND	ND	ND	ND
01/22/2003	A3068903	8021	ND	ND	ND	ND	ND	ND	ND	ND	ND	ND	ND	ND
04/23/2003	A3376303	8021	ND	ND	ND	ND	ND	ND	ND	ND	ND	ND	ND	ND
07/18/2003	A3689001	8021	ND	ND	ND	ND	ND	ND	ND	ND	0.31 J	ND	ND	0.31
10/22/2003	A3A21904	8021	ND	ND	ND	ND	ND	ND	ND	ND	ND	ND	ND	ND
01/22/2004	A4057102	8021	ND	ND	ND	ND	ND	ND	ND	ND	ND	ND	ND	ND
04/27/2004	A4387503	8021	ND	ND	ND	ND	ND	ND	ND	ND	ND	ND	ND	ND
07/13/2004	A4663803	8021	ND	ND	ND	ND	ND	ND	ND	ND	ND	ND	ND	ND
10/13/2004	A4A09402	8021	ND	ND	ND	ND	ND	ND	ND	ND	ND	ND	ND	ND
01/12/2005	A5036103	8260	ND	ND	ND	ND	ND	ND	ND	ND	ND	ND	ND	ND
04/21/2005	A5402003	8260	ND	ND	ND	ND	ND	ND	ND	ND	ND	ND	ND	ND
07/21/2005	A5768403	8260/5ML	ND	ND	ND	ND	ND	ND	0.51 J	ND	2.6	ND	ND	3.11
10/20/2005	A5B92003	8260	ND	ND	ND	ND	ND	ND	ND	ND	ND	ND	ND	ND
01/24/2006	A6089115	8260	ND	ND	ND	ND	ND	ND	ND	ND	ND	ND	ND	ND
04/18/2006	6D19002-02	8260B	ND	ND	ND	ND	2	ND	ND	ND	ND	ND	ND	2
07/21/2006	6G21018-02	8260B	ND	ND	ND	ND	ND	ND	ND	ND	ND	ND	ND	ND
10/12/2006	6J16007-04	8260B	ND	ND	ND	ND	ND	ND	ND	ND	ND	ND	ND	ND
01/05/2007	7A05012-02	8260B	ND	ND	ND	ND	5 B	ND	ND	ND	ND	ND	ND	5
04/11/2007	7D12002-02	8260B	ND	ND	ND	ND	ND	ND	ND	ND	ND	ND	ND	ND
07/12/2007	7G13019-09	8260B	ND	ND	ND	ND	ND	ND	ND	ND	ND	ND	ND	ND
10/11/2007	7J12012-08	8260B	ND	ND	ND	ND	ND	ND	ND	ND	ND	ND	ND	ND
01/08/2008	8A09005-03	8260B	ND	ND	ND	ND	ND	ND	ND	ND	1	ND	ND	1

ND - Not detected, indicates parameter was analyzed for, but not detected at or above the reporting limit.

To address the NYSDEC concerns regarding the presentation and plotting of nondetected values, the data for 2001 to 2004 has been reevaluated and interpreted as follows:

- 1) Nondetected concentrations have been represented as ND for reporting purposes.
- 2) Total VOCs have been recalculated and represented as the sum of the detected parameters shown on this table.
- 3) The method change to 8260 was approved by the NYSDEC and changed in January 2005.

# FORMER CARBORUNDUM FACILITY

# WHEATFIELD, NEW YORK

Well Id: B-50M

Date	Lab Sample Id	Method	Carbon tetrachloride (ug/L)	Chloroform (ug/L)	1,1-Dichloroethane (ug/L)	1,1-Dichloroethene (ug/L)	Methylene chloride (ug/L)	Trans-1,2-dichloroethene (ug/L)	Cis-1,2-dichloroethene (ug/L)	1,1,1-Trichloroethane (ug/L)	Trichloroethene (ug/L)	Tetrachloroethene (ug/L)	Vinyl chloride (ug/L)	Total (ug/L)
01/16/2001	A1043903	8021	ND	ND	ND	ND	ND	ND	1.7	ND	5.8	ND	ND	7.5
04/17/2001	A1345703	624	ND	ND	ND	ND	ND	ND	ND	ND	8.6	ND	ND	8.6
07/13/2001	A1663810	8021	ND	ND	ND	ND	ND	ND	0.32 J	ND	6	ND	ND	6.32
10/10/2001	A1994704	8021	ND	ND	ND	ND	ND	ND	0.38 J	ND	6.1	ND	ND	6.48
01/22/2002	A2066011RE	8021	ND	ND	ND	ND	ND	ND	2.2	ND	10	ND	ND	12.2
04/11/2002	A2348303	8021	ND	ND	ND	ND	ND	ND	4.7	ND	16	ND	ND	20.7
07/12/2002	A2713908	8021	ND	ND	ND	ND	ND	ND	7.2	ND	19	ND	ND	26.2
10/08/2002	A2999310	8021	ND	ND	ND	ND	ND	0.26 J	6	ND	10	ND	ND	16.26
01/20/2003	A3060802	8021	ND	ND	ND	ND	ND	ND	1.9	ND	9.8	ND	ND	11.7
04/29/2003	A3398703	8021	ND	ND	ND	ND	ND	ND	2.4	ND	18	ND	ND	20.4
07/16/2003	A3683702	8021	ND	ND	ND	ND	ND	0.2 J	3.6	ND	14	ND	ND	17.8
10/16/2003	A3A09001	8021	ND	ND	ND	ND	ND	ND	ND	ND	ND	ND	ND	ND
04/23/2004	A4373002	8021	ND	ND	ND	ND	ND	ND	23	ND	28	ND	ND	51
07/20/2004	A4682801	8021	ND	ND	ND	ND	ND	ND	20 E	ND	30 E	ND	ND	50
07/20/2004	A4682801	8260	ND	ND	ND	ND	ND	0.98 J	19	ND	34	ND	0.92 J	54.9
10/22/2004	A4A48002	8021	ND	ND	ND	ND	ND	0.87 J	23	ND	32	ND	0.59 J	56.46
01/17/2005	A5044301	8260	ND	ND	ND	ND	ND	0.67 J	12	ND	27	ND	ND	39.67
04/19/2005	A5387501	8260	ND	ND	ND	ND	ND	1.1	16	ND	56 E	ND	ND	73.1
04/19/2005	A5387501DL	8260	ND	ND	ND	ND	ND	1.1 D	15 D	ND	55 D	ND	ND	71.1
07/22/2005	A5778501	8260/5ML	ND	ND	ND	ND	ND	1.2	15	ND	51	ND	ND	67.2
07/18/2006	6G19003-11RE1	8260B	ND	ND	ND	ND	ND	ND	14	ND	44	ND	ND	58
07/12/2007	7G13019-01	8260B	ND	ND	ND	ND	ND	ND	19	ND	69	ND	ND	88

ND - Not detected, indicates parameter was analyzed for, but not detected at or above the reporting limit.

To address the NYSDEC concerns regarding the presentation and plotting of nondetected values, the data for 2001 to 2004 has been reevaluated and interpreted as follows:

- 1) Nondetected concentrations have been represented as ND for reporting purposes.
- 2) Total VOCs have been recalculated and represented as the sum of the detected parameters shown on this table.
- 3) The method change to 8260 was approved by the NYSDEC and changed in January 2005.

# FORMER CARBORUNDUM FACILITY

# WHEATFIELD, NEW YORK

Well Id: B-51M

Date	Lab Sample Id	Method	Carbon tetrachloride (ug/L)	Chloroform (ug/L)	1,1-Dichloroethane (ug/L)	1,1-Dichloroethene (ug/L)	Methylene chloride (ug/L)	Trans-1,2-dichloroethene (ug/L)	Cis-1,2-dichloroethene (ug/L)	1,1,1-Trichloroethane (ug/L)	Trichloroethene (ug/L)	Tetrachloroethene (ug/L)	Vinyl chloride (ug/L)	Total (ug/L)
01/16/2001	A1043904	8021	ND	ND	ND	ND	ND	ND	ND	ND	ND	ND	ND	ND
04/17/2001	A1345701	624	ND	ND	ND	ND	ND	ND	ND	ND	ND	ND	ND	ND
07/13/2001	A1663815	8021	ND	ND	ND	ND	ND	ND	ND	ND	ND	ND	ND	ND
10/10/2001	A1994705	8021	ND	ND	ND	ND	ND	ND	ND	ND	ND	ND	ND	ND
01/17/2002	A2058503	8021	ND	ND	ND	ND	ND	ND	ND	ND	ND	ND	ND	ND
04/09/2002	A2332610	8260	ND	ND	ND	ND	ND	ND	ND	ND	ND	ND	ND	ND
07/10/2002	A2708307	8021	ND	ND	ND	ND	ND	ND	ND	ND	ND	ND	ND	ND
10/03/2002	A2980613	8021	ND	ND	ND	ND	ND	ND	ND	ND	ND	ND	ND	ND
01/15/2003	A3043009	8021	ND	ND	ND	ND	ND	ND	ND	ND	ND	ND	ND	ND
04/17/2003	A3361703	8021	ND	ND	ND	ND	ND	ND	ND	ND	ND	ND	ND	ND
07/15/2003	A3670610	8021	ND	ND	ND	ND	ND	ND	ND	ND	ND	ND	ND	ND
10/16/2003	A3A08902	8021	ND	ND	ND	ND	ND	ND	ND	ND	ND	ND	ND	ND
04/21/2004	A4356905	8021	ND	ND	ND	ND	ND	ND	ND	ND	ND	ND	ND	ND
07/20/2004	A4682901	8021	ND	ND	ND	ND	ND	ND	ND	ND	ND	ND	ND	ND
10/21/2004	A4A47807	8021	ND	ND	ND	ND	ND	ND	ND	ND	ND	ND	ND	ND
04/22/2005	A5402102	8260	ND	ND	ND	ND	ND	ND	ND	ND	ND	ND	ND	ND
07/22/2005	A5778403	8260/5ML	ND	ND	ND	ND	ND	ND	ND	ND	ND	ND	ND	ND
07/18/2006	6G19003-12	8260B	ND	ND	ND	ND	4 B	ND	ND	ND	ND	ND	ND	4
07/11/2007	7G12003-08	8260B	ND	ND	ND	ND	ND	ND	ND	ND	ND	ND	ND	ND

ND - Not detected, indicates parameter was analyzed for, but not detected at or above the reporting limit.

To address the NYSDEC concerns regarding the presentation and plotting of nondetected values, the data for 2001 to 2004 has been reevaluated and interpreted as follows:

- 1) Nondetected concentrations have been represented as ND for reporting purposes.
- 2) Total VOCs have been recalculated and represented as the sum of the detected parameters shown on this table.
- 3) The method change to 8260 was approved by the NYSDEC and changed in January 2005.

## FORMER CARBORUNDUM FACILITY

## WHEATFIELD, NEW YORK

Well Id: B-52M

Date	Lab Sample Id	Method	Carbon tetrachloride (ug/L)	Chloroform (ug/L)	1,1-Dichloroethane (ug/L)	1,1-Dichloroethene (ug/L)	Methylene chloride (ug/L)	Trans-1,2-dichloroethene (ug/L)	Cis-1,2-dichloroethene (ug/L)	1,1,1-Trichloroethane (ug/L)	Trichloroethene (ug/L)	Tetrachloroethene (ug/L)	Vinyl chloride (ug/L)	Total (ug/L)
01/18/2001	A1052402	8021	ND	ND	ND	ND	ND	ND	ND	ND	ND	ND	ND	ND
04/17/2001	A1345706	624	ND	ND	ND	ND	ND	ND	ND	ND	ND	ND	ND	ND
07/16/2001	A1674107	8021	ND	ND	ND	ND	ND	ND	ND	ND	ND	ND	ND	ND
10/16/2001	A1A17407	8021	ND	ND	ND	ND	ND	ND	ND	ND	ND	ND	ND	ND
01/17/2002	A2058504	8021	ND	ND	ND	ND	ND	ND	ND	ND	ND	ND	ND	ND
04/16/2002	A2369802	8021	ND	ND	ND	ND	ND	ND	ND	ND	ND	ND	ND	ND
07/11/2002	A2708308	8021	ND	ND	ND	ND	ND	ND	ND	ND	ND	ND	ND	ND
10/11/2002	A2A14501	8021	ND	ND	ND	ND	ND	ND	ND	ND	ND	ND	ND	ND
01/16/2003	A3056005	8021	ND	ND	ND	ND	ND	ND	ND	ND	ND	ND	ND	ND
04/07/2003	A3320705	8021	ND	ND	ND	ND	ND	ND	ND	ND	ND	ND	ND	ND
07/02/2003	A3639702	8021	ND	ND	ND	ND	ND	ND	ND	ND	ND	ND	ND	ND
10/10/2003	A3983801	8021	ND	ND	ND	ND	ND	ND	ND	ND	ND	ND	ND	ND
04/13/2004	A4331508	8021	ND	ND	ND	ND	ND	ND	ND	ND	ND	ND	ND	ND
06/30/2004	A4619401	8021	ND	ND	ND	ND	ND	ND	ND	ND	ND	ND	ND	ND
10/22/2004	A4A47803	8021	ND	ND	ND	ND	ND	ND	ND	ND	ND	ND	ND	ND
01/13/2005	A5036408	8260	ND	ND	ND	ND	ND	ND	ND	ND	ND	ND	ND	ND
04/06/2005	A5317601	8260	ND	ND	ND	ND	ND	ND	ND	ND	ND	ND	ND	ND
07/07/2005	A5706804	8260	ND	ND	ND	ND	ND	ND	ND	ND	ND	ND	ND	ND
07/19/2006	6G20004-04	8260B	ND	ND	ND	ND	ND	ND	ND	ND	ND	ND	ND	ND
07/12/2007	7G13019-02	8260B	ND	ND	ND	ND	ND	ND	ND	ND	ND	ND	ND	ND

ND - Not detected, indicates parameter was analyzed for, but not detected at or above the reporting limit.

To address the NYSDEC concerns regarding the presentation and plotting of nondetected values, the data for 2001 to 2004 has been reevaluated and interpreted as follows:

- 1) Nondetected concentrations have been represented as ND for reporting purposes.
- 2) Total VOCs have been recalculated and represented as the sum of the detected parameters shown on this table.
- 3) The method change to 8260 was approved by the NYSDEC and changed in January 2005.

# FORMER CARBORUNDUM FACILITY

# WHEATFIELD, NEW YORK

Well Id: B-53M

Date	Lab Sample Id	Method	Carbon tetrachloride (ug/L)	Chloroform (ug/L)	1,1-Dichloroethane (ug/L)	1,1-Dichloroethene (ug/L)	Methylene chloride (ug/L)	Trans-1,2-dichloroethene (ug/L)	Cis-1,2-dichloroethene (ug/L)	1,1,1-Trichloroethane (ug/L)	Trichloroethene (ug/L)	Tetrachloroethene (ug/L)	Vinyl chloride (ug/L)	Total (ug/L)
01/18/2001	A1052403	8021	ND	ND	ND	ND	ND	ND	0.44 J	ND	4.6	ND	ND	5.04
04/17/2001	A1345705	624	ND	ND	ND	ND	ND	ND	ND	ND	5.8	ND	ND	5.8
07/16/2001	A1674105	8021	ND	ND	ND	ND	ND	ND	0.2 J	ND	3.8	ND	ND	4
10/16/2001	A1A17408	8021	ND	ND	ND	ND	ND	ND	0.32 J	ND	7.1	ND	ND	7.42
01/22/2002	A2066010	8021	ND	ND	ND	ND	ND	ND	ND	ND	3.8	ND	ND	3.8
04/17/2002	A2378403	8021	ND	ND	ND	ND	ND	ND	1.4	ND	4.2	ND	ND	5.6
07/12/2002	A2713905	8021	ND	ND	ND	ND	ND	ND	1.6	ND	5.1	ND	ND	6.7
10/11/2002	A2A14601	8021	ND	ND	ND	ND	ND	ND	1.6	ND	12	ND	ND	13.6
01/20/2003	A3060803	8021	ND	ND	ND	ND	ND	ND	1.4	ND	7.4	ND	ND	8.8
04/09/2003	A3329508	8021	ND	ND	ND	ND	ND	ND	1.6	ND	11	ND	ND	12.6
07/08/2003	A3649107	8021	ND	ND	ND	ND	ND	ND	0.6 J	ND	8	ND	ND	8.6
10/13/2003	A3991404	8021	ND	ND	ND	ND	ND	ND	1.2	ND	7.6	ND	ND	8.8
04/13/2004	A4331801	8021	ND	ND	ND	ND	ND	ND	2.6	ND	4.9	ND	ND	7.5
07/07/2004	A4636501	8021	ND	ND	ND	ND	ND	ND	2.5	ND	4.6	ND	ND	7.1
10/22/2004	A4A48003	8021	ND	ND	ND	ND	ND	ND	1.9	ND	9.8	ND	ND	11.7
01/13/2005	A5036205	8260	ND	ND	ND	ND	ND	ND	2.1	ND	3.5	ND	1 J	6.6
04/06/2005	A5317805	8260	ND	ND	ND	ND	ND	ND	1.8	ND	2.1	ND	ND	3.9
07/07/2005	A5706901	8260/5ML	ND	ND	ND	ND	ND	ND	1.9	ND	1.8	ND	ND	3.7
07/19/2006	6G20004-03	8260B	ND	ND	ND	ND	ND	ND	2	ND	2	ND	ND	4
07/12/2007	7G13019-03	8260B	ND	ND	ND	ND	ND	ND	2	ND	2	ND	ND	4

ND - Not detected, indicates parameter was analyzed for, but not detected at or above the reporting limit.

To address the NYSDEC concerns regarding the presentation and plotting of nondetected values, the data for 2001 to 2004 has been reevaluated and interpreted as follows:

- 1) Nondetected concentrations have been represented as ND for reporting purposes.
- 2) Total VOCs have been recalculated and represented as the sum of the detected parameters shown on this table.
- 3) The method change to 8260 was approved by the NYSDEC and changed in January 2005.



# FORMER CARBORUNDUM FACILITY

# WHEATFIELD, NEW YORK

Well Id: B-54M

Date	Lab Sample Id	Method	Carbon tetrachloride (ug/L)	Chloroform (ug/L)	1,1-Dichloro-ethane (ug/L)	1,1-Dichloro-ethene (ug/L)	Methylene chloride (ug/L)	Trans-1,2-dichloro-ethene (ug/L)	Cis-1,2-dichloro-ethene (ug/L)	1,1,1-Trichloro-ethane (ug/L)	Trichloro-ethene (ug/L)	Tetrachloro-ethene (ug/L)	Vinyl chloride (ug/L)	Total (ug/L)
01/22/2001	A1063401	8021	ND	ND	ND	ND	ND	ND	ND	ND	ND	ND	ND	ND
04/18/2001	A1361305	624	ND	ND	ND	ND	ND	ND	ND	ND	ND	ND	ND	ND
07/16/2001	A1674104	8021	ND	ND	ND	ND	ND	ND	ND	ND	ND	ND	ND	ND
10/11/2001	A1994708	8021	ND	ND	ND	ND	ND	ND	ND	ND	ND	ND	ND	ND
01/15/2002	A2039406	8021	ND	ND	ND	ND	ND	ND	ND	ND	ND	ND	ND	ND
04/08/2002	A2332605	8260	ND	ND	ND	ND	ND	ND	ND	ND	ND	ND	ND	ND
07/09/2002	A2695506	8021	ND	ND	ND	ND	ND	ND	ND	ND	ND	ND	ND	ND
10/03/2002	A2980604	8021	ND	ND	ND	ND	ND	ND	ND	ND	ND	ND	ND	ND
01/14/2003	A3043001	8021	ND	ND	ND	ND	ND	ND	ND	ND	ND	ND	ND	ND
04/08/2003	A3320707	8021	ND	ND	ND	ND	ND	ND	ND	ND	ND	ND	ND	ND
07/08/2003	A3649205	8021	ND	ND	ND	ND	ND	ND	ND	ND	ND	ND	ND	ND
10/10/2003	A3983805	8021	ND	ND	ND	ND	ND	ND	ND	ND	ND	ND	ND	ND
04/13/2004	A4331509	8021	ND	ND	ND	ND	ND	ND	ND	ND	ND	ND	ND	ND
06/30/2004	A4619402	8021	ND	ND	ND	ND	ND	ND	ND	ND	ND	ND	ND	ND
10/22/2004	A4A47802	8021	ND	ND	ND	ND	0.58 J	ND	ND	ND	ND	ND	ND	0.58
01/17/2005	A5043901	8260	ND	ND	ND	ND	ND	ND	ND	ND	ND	ND	ND	ND
04/06/2005	A5317602	8260	ND	ND	ND	ND	ND	ND	ND	ND	ND	ND	ND	ND
07/07/2005	A5706803	8260	ND	ND	ND	ND	ND	ND	ND	ND	ND	ND	ND	ND
07/19/2006	6G20004-08	8260B	ND	ND	ND	ND	ND	ND	ND	ND	ND	ND	ND	ND
07/12/2007	7G13019-04	8260B	ND	ND	ND	ND	ND	ND	ND	ND	ND	ND	ND	ND

ND - Not detected, indicates parameter was analyzed for, but not detected at or above the reporting limit.

To address the NYSDEC concerns regarding the presentation and plotting of nondetected values, the data for 2001 to 2004 has been reevaluated and interpreted as follows:

- 1) Nondetected concentrations have been represented as ND for reporting purposes.
- 2) Total VOCs have been recalculated and represented as the sum of the detected parameters shown on this table.
- 3) The method change to 8260 was approved by the NYSDEC and changed in January 2005.

# FORMER CARBORUNDUM FACILITY

# WHEATFIELD, NEW YORK

Well Id: B-55M

Date	Lab Sample Id	Method	Carbon tetrachloride (ug/L)	Chloroform (ug/L)	1,1-Dichloroethane (ug/L)	1,1-Dichloroethene (ug/L)	Methylene chloride (ug/L)	Trans-1,2-dichloroethene (ug/L)	Cis-1,2-dichloroethene (ug/L)	1,1,1-Trichloroethane (ug/L)	Trichloroethene (ug/L)	Tetrachloroethene (ug/L)	Vinyl chloride (ug/L)	Total (ug/L)
01/22/2001	A1063402	8021	ND	ND	ND	ND	ND	ND	ND	ND	ND	ND	ND	ND
04/18/2001	A1361302	624	ND	ND	ND	ND	ND	ND	ND	ND	ND	ND	ND	ND
07/16/2001	A1674103	8021	ND	ND	ND	ND	ND	ND	ND	ND	ND	ND	ND	ND
10/11/2001	A1994707	8021	ND	ND	ND	ND	ND	ND	ND	ND	ND	ND	ND	ND
01/15/2002	A2039407	8021	ND	ND	ND	ND	ND	ND	ND	ND	ND	ND	ND	ND
04/09/2002	A2332607	8260	ND	ND	ND	ND	ND	ND	ND	ND	ND	ND	ND	ND
07/09/2002	A2695512	8021	ND	ND	ND	ND	ND	ND	ND	ND	ND	ND	ND	ND
10/03/2002	A2980605	8021	ND	ND	ND	ND	ND	ND	ND	ND	ND	ND	ND	ND
01/14/2003	A3043002	8021	ND	ND	ND	ND	ND	ND	ND	ND	ND	ND	ND	ND
04/08/2003	A3320706	8021	ND	ND	ND	ND	ND	ND	ND	ND	ND	ND	ND	ND
07/08/2003	A3649206	8021	ND	ND	ND	ND	ND	ND	ND	ND	ND	ND	ND	ND
10/10/2003	A3983804	8021	ND	ND	ND	ND	ND	ND	ND	ND	ND	ND	ND	ND
04/13/2004	A4331510	8021	ND	ND	ND	ND	ND	ND	ND	ND	ND	ND	ND	ND
06/30/2004	A4619403	8021	ND	ND	ND	ND	ND	ND	ND	ND	ND	ND	ND	ND
10/22/2004	A4A47801	8021	ND	ND	ND	ND	ND	ND	ND	ND	ND	ND	ND	ND
01/17/2005	A5043902	8260	ND	ND	ND	ND	ND	ND	ND	ND	ND	ND	ND	ND
04/06/2005	A5317603	8260	ND	ND	ND	ND	ND	ND	ND	ND	ND	ND	ND	ND
07/07/2005	A5706802	8260	ND	ND	ND	ND	ND	ND	ND	ND	ND	ND	ND	ND
07/19/2006	6G20004-09	8260B	ND	ND	ND	ND	ND	ND	ND	ND	ND	ND	ND	ND
07/12/2007	7G13019-05	8260B	ND	ND	ND	ND	ND	ND	ND	ND	ND	ND	ND	ND

ND - Not detected, indicates parameter was analyzed for, but not detected at or above the reporting limit.

To address the NYSDEC concerns regarding the presentation and plotting of nondetected values, the data for 2001 to 2004 has been reevaluated and interpreted as follows:

- 1) Nondetected concentrations have been represented as ND for reporting purposes.
- 2) Total VOCs have been recalculated and represented as the sum of the detected parameters shown on this table.
- 3) The method change to 8260 was approved by the NYSDEC and changed in January 2005.

# FORMER CARBORUNDUM FACILITY

# WHEATFIELD, NEW YORK

Well Id: B-56M

Date	Lab Sample Id	Method	Carbon tetrachloride (ug/L)	Chloroform (ug/L)	1,1-Dichloroethane (ug/L)	1,1-Dichloroethene (ug/L)	Methylene chloride (ug/L)	Trans-1,2-dichloroethene (ug/L)	Cis-1,2-dichloroethene (ug/L)	1,1,1-Trichloroethane (ug/L)	Trichloroethene (ug/L)	Tetrachloroethene (ug/L)	Vinyl chloride (ug/L)	Total (ug/L)
01/17/2001	A1052409	8021	ND	1	0.48 J	ND	0.56 J	2.7	71	ND	28	ND	2.4	106.14
04/16/2001	A1345803	624	ND	ND	ND	ND	ND	ND	18	ND	27	ND	ND	45
07/16/2001	A1674111	8021	ND	2.1	0.51 J	ND	1 J	2	95	ND	46	ND	ND	146.61
10/11/2001	A1994710	8021	ND	ND	ND	ND	ND	0.74 J	43	ND	31 D	ND	ND	74.74
01/24/2002	A2076708	8021	ND	2.3	ND	ND	2.5	ND	63	ND	280	ND	ND	347.8
04/15/2002	A2370203	8021	ND	ND	ND	ND	ND	ND	9.8	ND	44	ND	ND	53.8
07/16/2002	A2722905	8021	ND	ND	ND	ND	3	ND	16	ND	74	ND	ND	93
10/09/2002	A2A07502	8021	ND	ND	ND	ND	ND	ND	9.5	ND	39	ND	ND	48.5
01/23/2003	A3075202	8021	ND	ND	ND	ND	ND	ND	86	6.6	150	ND	ND	242.6
04/15/2003	A3356603	8021	ND	ND	ND	ND	86	1.4	29	1	80	ND	ND	197.4
07/21/2003	A3699403	8021	ND	ND	ND	ND	ND	ND	29	ND	71	ND	ND	100
10/21/2003	A3A21901	8021	ND	ND	ND	ND	2.3 J	ND	48	ND	110	ND	ND	160.3
01/28/2004	A4077601	8021	ND	ND	ND	ND	ND	1.7	52	ND	200	ND	ND	253.7
04/21/2004	A4356601	8021	ND	ND	ND	ND	1.8 J	ND	16	ND	68	ND	ND	85.8
07/21/2004	A4687102	8260	ND	ND	ND	ND	5.1	ND	19	ND	110	ND	ND	134.1
10/20/2004	A4A32302	8021	ND	ND	ND	ND	ND	ND	16	ND	84	ND	ND	100
01/13/2005	A5036107	8260	ND	ND	ND	ND	ND	1.1	22	0.64 J	160 E	ND	ND	183.74
01/13/2005	A5036107DL	8260							17 D		110 D			127
04/22/2005	A5402001	8260	ND	ND	ND	ND	ND	0.7 J	9.9	ND	63	ND	ND	73.6
07/19/2005	A5762301	8260/5ML	ND	ND	ND	ND	ND	0.95 J	14	ND	78	ND	ND	92.95
10/20/2005	A5B91901	8260	ND	ND	ND	ND	ND	1.5	20	0.56 J	100 E	ND	0.63 J	122.69
10/20/2005	A5B91901DL	8260	ND	ND	ND	ND	3 BD	ND	19 D	ND	82 D	ND	ND	104
01/23/2006	A6084703	8260	ND	ND	ND	ND	ND	1	17	ND	100 E	ND	ND	118
01/23/2006	A6084703DL	8260	ND	3.4 D	ND	ND	1.2 DJ	0.97 DJ	16 D	ND	94 D	ND	ND	115.57
04/12/2006	6D13005-07	8260B	ND	ND	ND	ND	ND	ND	7	ND	40	ND	ND	47
07/19/2006	6G20004-05	8260B	ND	ND	ND	ND	ND	ND	13	ND	74	ND	ND	87
10/10/2006	6J11002-04	8260B	ND	ND	ND	ND	ND	ND	9	ND	35	ND	ND	44
01/08/2007	7A09003-03	8260B	ND	ND	ND	ND	ND	ND	3	ND	13	ND	ND	16
04/04/2007	7D05011-03	8260B	ND	ND	ND	ND	ND	ND	1	ND	8	ND	ND	9
07/11/2007	7G12003-04	8260B	ND	ND	ND	ND	ND	ND	3	ND	16	ND	ND	19
10/10/2007	7J11002-06	8260B	ND	ND	ND	ND	2 B	ND	6	ND	27	ND	ND	35
01/08/2008	8A09005-07	8260B	ND	ND	1	ND	4	ND	23	2	60	ND	ND	90

ND - Not detected, indicates parameter was analyzed for, but not detected at or above the reporting limit.

To address the NYSDEC concerns regarding the presentation and plotting of nondetected values, the data for 2001 to 2004 has been reevaluated and interpreted as follows:

- 1) Nondetected concentrations have been represented as ND for reporting purposes.
- 2) Total VOCs have been recalculated and represented as the sum of the detected parameters shown on this table.
- 3) The method change to 8260 was approved by the NYSDEC and changed in January 2005.

# FORMER CARBORUNDUM FACILITY

# WHEATFIELD, NEW YORK

Well Id: B-57M

Date	Lab Sample Id	Method	Carbon tetrachloride (ug/L)	Chloroform (ug/L)	1,1-Dichloro-ethane (ug/L)	1,1-Dichloro-ethene (ug/L)	Methylene chloride (ug/L)	Trans-1,2-dichloro-ethene (ug/L)	Cis-1,2-dichloro-ethene (ug/L)	1,1,1-Trichloro-ethane (ug/L)	Trichloro-ethene (ug/L)	Tetrachloro-ethene (ug/L)	Vinyl chloride (ug/L)	Total (ug/L)
01/18/2001	A1052407	8021	ND	ND	ND	ND	ND	ND	3.2	ND	1.5	ND	ND	4.7
04/16/2001	A1345802	624	ND	ND	ND	ND	ND	ND	ND	ND	ND	ND	ND	ND
07/16/2001	A1674108	8021	ND	ND	ND	ND	ND	ND	ND	ND	ND	ND	ND	ND
10/11/2001	A1994709	8021	ND	ND	ND	ND	ND	ND	ND	ND	ND	ND	ND	ND
01/18/2002	A2058507	8021	ND	ND	ND	ND	ND	ND	ND	ND	ND	ND	ND	ND
04/10/2002	A2347903	8260	ND	ND	ND	ND	ND	ND	ND	ND	ND	ND	ND	ND
07/11/2002	A2708309	8021	ND	ND	ND	ND	ND	ND	ND	ND	ND	ND	ND	ND
10/04/2002	A2986404	8021	ND	ND	ND	ND	ND	ND	ND	ND	ND	ND	ND	ND
01/16/2003	A3056003	8021	ND	ND	ND	ND	ND	ND	ND	ND	ND	ND	ND	ND
04/07/2003	A3320703	8021	ND	ND	ND	ND	ND	ND	ND	ND	ND	ND	ND	ND
07/08/2003	A3649203	8021	ND	ND	ND	ND	ND	ND	ND	ND	ND	ND	ND	ND
10/09/2003	A3978811	8021	ND	ND	ND	ND	ND	ND	ND	ND	ND	ND	ND	ND
04/20/2004	A4356901	8021	ND	ND	ND	ND	ND	ND	ND	ND	ND	ND	ND	ND
07/13/2004	A4664210	8021	ND	ND	ND	ND	ND	ND	ND	ND	ND	ND	ND	ND
10/25/2004	A4A54102	8021	ND	ND	ND	ND	ND	ND	ND	ND	ND	ND	ND	ND
01/13/2005	A5036403	8260	ND	ND	ND	ND	ND	ND	ND	ND	ND	ND	ND	ND
04/06/2005	A5317604	8260	ND	ND	ND	ND	ND	ND	ND	ND	ND	ND	ND	ND
07/12/2005	A5733101	8260/5ML	ND	ND	ND	ND	ND	ND	ND	ND	ND	ND	ND	ND
10/05/2005	A5B10501	8260	ND	ND	ND	ND	ND	ND	ND	ND	ND	ND	ND	ND
01/23/2006	A6084704	8260	ND	ND	ND	ND	ND	ND	ND	ND	ND	ND	ND	ND
04/12/2006	6D13005-08	8260B	ND	ND	ND	ND	ND	ND	ND	ND	ND	ND	ND	ND
07/19/2006	6G20004-01	8260B	ND	ND	ND	ND	ND	ND	ND	ND	ND	ND	ND	ND
10/10/2006	6J11002-05	8260B	ND	ND	ND	ND	ND	ND	ND	ND	ND	ND	ND	ND
01/08/2007	7A09003-04	8260B	ND	ND	ND	ND	ND	ND	ND	ND	ND	ND	ND	ND
04/04/2007	7D05011-04	8260B	ND	ND	ND	ND	ND	ND	ND	ND	ND	ND	ND	ND
07/11/2007	7G12003-05	8260B	ND	ND	ND	ND	ND	ND	ND	ND	ND	ND	ND	ND
10/10/2007	7J11002-04	8260B	ND	ND	ND	ND	ND	ND	ND	ND	ND	ND	ND	ND
01/08/2008	8A09005-08	8260B	ND	ND	ND	ND	ND	ND	ND	ND	ND	ND	ND	ND

ND - Not detected, indicates parameter was analyzed for, but not detected at or above the reporting limit.

To address the NYSDEC concerns regarding the presentation and plotting of nondetected values, the data for 2001 to 2004 has been reevaluated and interpreted as follows:

- 1) Nondetected concentrations have been represented as ND for reporting purposes.
- 2) Total VOCs have been recalculated and represented as the sum of the detected parameters shown on this table.
- 3) The method change to 8260 was approved by the NYSDEC and changed in January 2005.

## FORMER CARBORUNDUM FACILITY

## WHEATFIELD, NEW YORK

Well Id: B-58M

Date	Lab Sample Id	Method	Carbon tetrachloride (ug/L)	Chloroform (ug/L)	1,1-Dichloroethane (ug/L)	1,1-Dichloroethene (ug/L)	Methylene chloride (ug/L)	Trans-1,2-dichloroethene (ug/L)	Cis-1,2-dichloroethene (ug/L)	1,1,1-Trichloroethane (ug/L)	Trichloroethene (ug/L)	Tetrachloroethene (ug/L)	Vinyl chloride (ug/L)	Total (ug/L)
01/17/2001	A1052408	8021	ND	ND	ND	ND	ND	ND	ND	ND	ND	ND	ND	ND
04/16/2001	A1345801	624	ND	ND	ND	ND	ND	ND	ND	ND	ND	ND	ND	ND
07/16/2001	A1674110	8021	ND	ND	ND	ND	ND	ND	ND	ND	ND	ND	ND	ND
10/12/2001	A1A01002	8021	ND	ND	ND	ND	ND	ND	ND	ND	ND	ND	ND	ND
01/18/2002	A2058508	8021	ND	ND	ND	ND	ND	ND	ND	ND	ND	ND	ND	ND
04/10/2002	A2347904	8260	ND	ND	ND	ND	ND	ND	ND	ND	ND	ND	ND	ND
07/11/2002	A2708310	8021	ND	ND	ND	ND	ND	ND	ND	ND	ND	ND	ND	ND
10/04/2002	A2986405	8021	ND	ND	ND	ND	ND	ND	ND	ND	ND	ND	ND	ND
01/16/2003	A3056004	8021	ND	ND	ND	ND	ND	ND	ND	ND	ND	ND	ND	ND
04/07/2003	A3320704	8021	ND	ND	ND	ND	ND	ND	ND	ND	ND	ND	ND	ND
07/08/2003	A3649204	8021	ND	ND	ND	ND	ND	ND	ND	ND	ND	ND	ND	ND
10/09/2003	A3978813	8021	ND	ND	ND	ND	ND	ND	ND	ND	ND	ND	ND	ND
04/20/2004	A4356902	8021	ND	ND	ND	ND	ND	ND	ND	ND	ND	ND	ND	ND
07/13/2004	A4664211	8021	ND	ND	ND	ND	ND	ND	ND	ND	ND	ND	ND	ND
10/25/2004	A4A54103	8021	ND	ND	ND	ND	ND	ND	ND	ND	ND	ND	ND	ND
01/13/2005	A5036404	8260	ND	ND	ND	ND	ND	ND	ND	ND	1.5	ND	ND	1.5
04/06/2005	A5317605	8260	ND	ND	ND	ND	ND	ND	ND	ND	0.69 J	ND	ND	0.69
07/12/2005	A5733102	8260/5ML	ND	ND	ND	ND	ND	ND	ND	ND	ND	ND	ND	ND
07/19/2006	6G20004-02	8260B	ND	ND	ND	ND	ND	ND	ND	ND	ND	ND	ND	ND
07/11/2007	7G12003-06	8260B	ND	ND	ND	ND	ND	ND	ND	ND	ND	ND	ND	ND

ND - Not detected, indicates parameter was analyzed for, but not detected at or above the reporting limit.

To address the NYSDEC concerns regarding the presentation and plotting of nondetected values, the data for 2001 to 2004 has been reevaluated and interpreted as follows:

- 1) Nondetected concentrations have been represented as ND for reporting purposes.
- 2) Total VOCs have been recalculated and represented as the sum of the detected parameters shown on this table.
- 3) The method change to 8260 was approved by the NYSDEC and changed in January 2005.

# FORMER CARBORUNDUM FACILITY

# WHEATFIELD, NEW YORK

Well Id: B-59M

Date	Lab Sample Id	Method	Carbon tetrachloride (ug/L)	Chloroform (ug/L)	1,1-Dichloroethane (ug/L)	1,1-Dichloroethene (ug/L)	Methylene chloride (ug/L)	Trans-1,2-dichloroethene (ug/L)	Cis-1,2-dichloroethene (ug/L)	1,1,1-Trichloroethane (ug/L)	Trichloroethene (ug/L)	Tetrachloroethene (ug/L)	Vinyl chloride (ug/L)	Total (ug/L)
07/17/2002	A2732710	8021	ND	ND	ND	ND	ND	ND	ND	ND	2.5	ND	ND	2.5
08/05/2002	A2793604	8021	ND	ND	ND	ND	ND	ND	ND	ND	ND	ND	ND	ND
10/07/2002	A2999201	8021	ND	ND	ND	ND	ND	ND	ND	ND	ND	ND	ND	ND
01/16/2003	A3056008	8021	ND	ND	ND	ND	ND	ND	ND	ND	ND	ND	ND	ND
04/17/2003	A3361701	8021	ND	ND	ND	ND	ND	ND	ND	ND	ND	ND	ND	ND
07/14/2003	A3670605	8021	ND	ND	ND	ND	ND	ND	ND	ND	ND	ND	ND	ND
10/14/2003	A3998703	8021	ND	ND	ND	ND	ND	ND	ND	ND	ND	ND	ND	ND
01/07/2004	A4012312	8021	ND	ND	ND	ND	ND	ND	ND	ND	ND	ND	ND	ND
04/22/2004	A4372901	8021	ND	ND	ND	ND	ND	ND	ND	ND	ND	ND	ND	ND
07/14/2004	A4664202	8021	ND	ND	ND	ND	ND	ND	ND	ND	ND	ND	ND	ND
10/15/2004	A4A20702	8021	ND	ND	ND	ND	ND	ND	ND	ND	0.79 J	ND	ND	0.79
01/19/2005	A5050901	8260	ND	ND	ND	ND	ND	ND	ND	ND	ND	ND	ND	ND
04/25/2005	A5408101	8260	ND	ND	ND	ND	ND	ND	ND	ND	ND	ND	ND	ND
07/20/2005	A5762204	8260/5ML	ND	ND	ND	ND	ND	ND	ND	ND	ND	ND	ND	ND
07/19/2006	6G20004-14RE1	8260B	ND	ND	ND	ND	4	ND	3	ND	3	ND	ND	10
07/17/2007	7G18027-09	8260B	ND	ND	ND	ND	ND	1	4	ND	3	ND	ND	8

ND - Not detected, indicates parameter was analyzed for, but not detected at or above the reporting limit.

To address the NYSDEC concerns regarding the presentation and plotting of nondetected values, the data for 2001 to 2004 has been reevaluated and interpreted as follows:

- 1) Nondetected concentrations have been represented as ND for reporting purposes.
- 2) Total VOCs have been recalculated and represented as the sum of the detected parameters shown on this table.
- 3) The method change to 8260 was approved by the NYSDEC and changed in January 2005.

# FORMER CARBORUNDUM FACILITY

# WHEATFIELD, NEW YORK

Well Id: B-60M

Date	Lab Sample Id	Method	Carbon tetrachloride (ug/L)	Chloroform (ug/L)	1,1-Dichloroethane (ug/L)	1,1-Dichloroethene (ug/L)	Methylene chloride (ug/L)	Trans-1,2-dichloroethene (ug/L)	Cis-1,2-dichloroethene (ug/L)	1,1,1-Trichloroethane (ug/L)	Trichloroethene (ug/L)	Tetrachloroethene (ug/L)	Vinyl chloride (ug/L)	Total (ug/L)
07/17/2002	A2732708	8021	ND	ND	ND	ND	ND	ND	ND	ND	3.8	ND	ND	3.8
08/05/2002	A2793610	8021	ND	ND	ND	ND	ND	ND	ND	ND	ND	ND	ND	ND
10/04/2002	A2986402	8021	ND	ND	ND	ND	ND	ND	ND	ND	ND	ND	ND	ND
01/16/2003	A3056006	8021	ND	ND	ND	ND	ND	ND	ND	ND	ND	ND	ND	ND
04/17/2003	A3361702	8021	ND	ND	ND	ND	ND	ND	ND	ND	ND	ND	ND	ND
07/14/2003	A3670604	8021	ND	ND	ND	ND	ND	ND	ND	ND	ND	ND	ND	ND
10/14/2003	A3998702	8021	ND	ND	ND	ND	ND	ND	ND	ND	ND	ND	ND	ND
01/08/2004	A4026302	8021	ND	ND	ND	ND	ND	ND	ND	ND	ND	ND	ND	ND
04/22/2004	A4372903	8021	ND	ND	ND	ND	ND	ND	ND	ND	ND	ND	ND	ND
07/14/2004	A4664205	8021	ND	ND	ND	ND	ND	ND	ND	ND	ND	ND	ND	ND
10/20/2004	A4A32103	8021	ND	ND	ND	ND	ND	ND	ND	ND	ND	ND	ND	ND
01/19/2005	A5050902	8260	ND	ND	ND	ND	ND	ND	ND	ND	ND	ND	ND	ND
04/22/2005	A5402103	8260	ND	ND	ND	ND	ND	ND	ND	ND	ND	ND	ND	ND
07/20/2005	A5762205	8260/5ML	ND	ND	ND	ND	ND	ND	ND	ND	ND	ND	ND	ND
07/19/2006	6G20004-10	8260B	ND	ND	ND	ND	ND	ND	ND	ND	ND	ND	ND	ND
07/17/2007	7G18027-06	8260B	ND	ND	ND	ND	ND	ND	ND	ND	ND	ND	ND	ND

ND - Not detected, indicates parameter was analyzed for, but not detected at or above the reporting limit.

To address the NYSDEC concerns regarding the presentation and plotting of nondetected values, the data for 2001 to 2004 has been reevaluated and interpreted as follows:

- 1) Nondetected concentrations have been represented as ND for reporting purposes.
- 2) Total VOCs have been recalculated and represented as the sum of the detected parameters shown on this table.
- 3) The method change to 8260 was approved by the NYSDEC and changed in January 2005.

# FORMER CARBORUNDUM FACILITY

# WHEATFIELD, NEW YORK

Well Id: B-61M

Date	Lab Sample Id	Method	Carbon tetrachloride (ug/L)	Chloroform (ug/L)	1,1-Dichloroethane (ug/L)	1,1-Dichloroethene (ug/L)	Methylene chloride (ug/L)	Trans-1,2-dichloroethene (ug/L)	Cis-1,2-dichloroethene (ug/L)	1,1,1-Trichloroethane (ug/L)	Trichloroethene (ug/L)	Tetrachloroethene (ug/L)	Vinyl chloride (ug/L)	Total (ug/L)
07/18/2002	A2732705	8021	ND	5	ND	ND	ND	ND	4.8	ND	26	ND	ND	35.8
08/05/2002	A2793611	8021	ND	ND	ND	ND	ND	ND	ND	ND	ND	ND	ND	ND
10/03/2002	A2980612	8021	ND	ND	ND	ND	ND	ND	ND	ND	ND	ND	ND	ND
01/16/2003	A3056007	8021	ND	ND	ND	ND	ND	ND	ND	ND	ND	ND	ND	ND
04/14/2003	A3347501	8021	ND	ND	ND	ND	ND	ND	ND	ND	ND	ND	ND	ND
07/14/2003	A3670603	8021	ND	ND	ND	ND	ND	ND	ND	ND	ND	ND	ND	ND
10/14/2003	A3998701	8021	ND	ND	ND	ND	ND	ND	ND	ND	ND	ND	ND	ND
01/08/2004	A4026301	8021	ND	ND	ND	ND	ND	ND	ND	ND	ND	ND	ND	ND
04/22/2004	A4372902	8021	ND	ND	ND	ND	ND	ND	ND	ND	ND	ND	ND	ND
07/14/2004	A4664206	8021	ND	ND	ND	ND	ND	ND	ND	ND	ND	ND	ND	ND
10/20/2004	A4A32104	8021	ND	ND	ND	ND	ND	ND	ND	ND	ND	ND	ND	ND
01/19/2005	A5050903	8260	ND	ND	ND	ND	ND	ND	ND	ND	0.3 J	ND	ND	0.3
04/25/2005	A5408102	8260	ND	ND	ND	ND	ND	ND	ND	ND	ND	ND	ND	ND
07/20/2005	A5762206	8260/5ML	ND	ND	ND	ND	ND	ND	ND	ND	ND	ND	ND	ND
07/19/2006	6G20004-11	8260B	ND	ND	ND	ND	ND	ND	ND	ND	ND	ND	ND	ND
07/17/2007	7G18027-07	8260B	ND	ND	ND	ND	ND	ND	ND	ND	ND	ND	ND	ND

ND - Not detected, indicates parameter was analyzed for, but not detected at or above the reporting limit.

To address the NYSDEC concerns regarding the presentation and plotting of nondetected values, the data for 2001 to 2004 has been reevaluated and interpreted as follows:

- 1) Nondetected concentrations have been represented as ND for reporting purposes.
- 2) Total VOCs have been recalculated and represented as the sum of the detected parameters shown on this table.
- 3) The method change to 8260 was approved by the NYSDEC and changed in January 2005.



# FORMER CARBORUNDUM FACILITY

# WHEATFIELD, NEW YORK

Well Id: B-62M

Date	Lab Sample Id	Method	Carbon tetrachloride (ug/L)	Chloroform (ug/L)	1,1-Dichloroethane (ug/L)	1,1-Dichloroethene (ug/L)	Methylene chloride (ug/L)	Trans-1,2-dichloroethene (ug/L)	Cis-1,2-dichloroethene (ug/L)	1,1,1-Trichloroethane (ug/L)	Trichloroethene (ug/L)	Tetrachloroethene (ug/L)	Vinyl chloride (ug/L)	Total (ug/L)
07/17/2002	A2732712	8021	ND	ND	ND	ND	ND	ND	2.2	ND	7.4	ND	ND	9.6
08/05/2002	A2793609	8021	ND	ND	ND	ND	ND	ND	0.86 J	ND	3.1	ND	ND	3.96
10/04/2002	A2986403	8021	ND	ND	ND	ND	ND	ND	ND	ND	1.2	ND	ND	1.2
01/17/2003	A3056009	8021	ND	ND	ND	ND	ND	ND	ND	ND	ND	ND	ND	ND
04/03/2003	A3315007	8021	ND	ND	ND	ND	ND	ND	ND	ND	ND	ND	ND	ND
07/08/2003	A3649202	8021	ND	ND	ND	ND	ND	ND	ND	ND	ND	ND	ND	ND
10/08/2003	A3978808	8021	ND	ND	ND	ND	ND	ND	ND	ND	ND	ND	ND	ND
01/07/2004	A4012309	8021	ND	ND	ND	ND	ND	ND	ND	ND	ND	ND	ND	ND
04/15/2004	A4337501	8021	ND	ND	ND	ND	ND	ND	ND	ND	ND	ND	ND	ND
06/29/2004	A4614509	8021	ND	ND	ND	ND	ND	ND	ND	ND	ND	ND	ND	ND
10/27/2004	A4A60303	8021	ND	ND	ND	ND	ND	ND	ND	ND	ND	ND	ND	ND
04/04/2005	A5307806	8260	ND	ND	ND	ND	ND	ND	ND	ND	ND	ND	ND	ND
07/12/2005	A5725406	8260/5ML	ND	ND	ND	ND	ND	ND	ND	ND	ND	ND	ND	ND
07/21/2006	6G21018-03	8260B	ND	ND	ND	ND	4	ND	ND	ND	ND	ND	ND	4
07/17/2007	7G18027-03	8260B	ND	ND	ND	ND	ND	ND	ND	ND	ND	ND	ND	ND

ND - Not detected, indicates parameter was analyzed for, but not detected at or above the reporting limit.

To address the NYSDEC concerns regarding the presentation and plotting of nondetected values, the data for 2001 to 2004 has been reevaluated and interpreted as follows:

- 1) Nondetected concentrations have been represented as ND for reporting purposes.
- 2) Total VOCs have been recalculated and represented as the sum of the detected parameters shown on this table.
- 3) The method change to 8260 was approved by the NYSDEC and changed in January 2005.

# FORMER CARBORUNDUM FACILITY

# WHEATFIELD, NEW YORK

Well Id: B-63M

Date	Lab Sample Id	Method	Carbon tetrachloride (ug/L)	Chloroform (ug/L)	1,1-Dichloroethane (ug/L)	1,1-Dichloroethene (ug/L)	Methylene chloride (ug/L)	Trans-1,2-dichloroethene (ug/L)	Cis-1,2-dichloroethene (ug/L)	1,1,1-Trichloroethane (ug/L)	Trichloroethene (ug/L)	Tetrachloroethene (ug/L)	Vinyl chloride (ug/L)	Total (ug/L)
07/17/2002	A2732709	8021	ND	ND	ND	ND	ND	ND	ND	ND	ND	ND	ND	ND
08/05/2002	A2793605	8021	ND	ND	ND	ND	ND	ND	ND	ND	ND	ND	ND	ND
01/13/2003	A3038006	8021	ND	ND	ND	ND	ND	ND	ND	ND	ND	ND	ND	ND
04/03/2003	A3315004	8021	ND	ND	ND	ND	ND	ND	ND	ND	ND	ND	ND	ND
07/08/2003	A3649201	8021	ND	ND	ND	ND	ND	ND	ND	ND	ND	ND	ND	ND
10/08/2003	A3978807	8021	ND	ND	ND	ND	ND	ND	ND	ND	ND	ND	ND	ND
01/07/2004	A4012305	8021	ND	ND	ND	ND	ND	ND	ND	ND	ND	ND	ND	ND
04/15/2004	A4337502	8021	ND	ND	ND	ND	ND	ND	ND	ND	ND	ND	ND	ND
06/28/2004	A4614504	8021	ND	ND	ND	ND	ND	ND	ND	ND	ND	ND	ND	ND
10/20/2004	A4A32106	8021	ND	ND	ND	ND	ND	ND	ND	ND	ND	ND	ND	ND
01/19/2005	A5050904	8260	ND	ND	ND	ND	ND	ND	ND	ND	ND	ND	ND	ND
04/04/2005	A5307805	8260	ND	ND	ND	ND	ND	ND	ND	ND	ND	ND	ND	ND
07/12/2005	A5725405	8260/5ML	ND	ND	ND	ND	ND	ND	ND	ND	ND	ND	ND	ND
07/19/2006	6G20004-13	8260B	ND	ND	ND	ND	ND	ND	ND	ND	ND	ND	ND	ND
07/18/2007	7G19011-08	8260B	ND	ND	ND	ND	ND	ND	ND	ND	ND	ND	ND	ND

ND - Not detected, indicates parameter was analyzed for, but not detected at or above the reporting limit.

To address the NYSDEC concerns regarding the presentation and plotting of nondetected values, the data for 2001 to 2004 has been reevaluated and interpreted as follows:

- 1) Nondetected concentrations have been represented as ND for reporting purposes.
- 2) Total VOCs have been recalculated and represented as the sum of the detected parameters shown on this table.
- 3) The method change to 8260 was approved by the NYSDEC and changed in January 2005.

# FORMER CARBORUNDUM FACILITY

# WHEATFIELD, NEW YORK

Well Id: B-64M

Date	Lab Sample Id	Method	Carbon tetrachloride (ug/L)	Chloroform (ug/L)	1,1-Dichloroethane (ug/L)	1,1-Dichloroethene (ug/L)	Methylene chloride (ug/L)	Trans-1,2-dichloroethene (ug/L)	Cis-1,2-dichloroethene (ug/L)	1,1,1-Trichloroethane (ug/L)	Trichloroethene (ug/L)	Tetrachloroethene (ug/L)	Vinyl chloride (ug/L)	Total (ug/L)
07/17/2002	A2732711	8021	ND	17	ND	ND	ND	ND	ND	ND	8.7	ND	ND	25.7
08/05/2002	A2793606	8021	ND	9.4	ND	ND	ND	ND	3.7	ND	6.8	ND	ND	19.9
10/07/2002	A2999204	8021	ND	0.9 J	ND	ND	ND	ND	0.3 J	ND	0.96 J	ND	ND	2.16
01/15/2003	A3043011	8021	ND	ND	ND	ND	ND	ND	ND	ND	ND	ND	ND	ND
04/03/2003	A3315005	8021	ND	ND	ND	ND	ND	ND	ND	ND	ND	ND	ND	ND
07/03/2003	A3639706	8021	ND	ND	ND	ND	ND	ND	ND	ND	ND	ND	ND	ND
10/08/2003	A3978805	8021	ND	ND	ND	ND	ND	ND	1.1	ND	ND	ND	ND	1.1
01/07/2004	A4012307	8021	ND	ND	ND	ND	ND	ND	ND	ND	ND	ND	ND	ND
04/15/2004	A4337503	8021	ND	ND	ND	ND	ND	ND	ND	ND	ND	ND	ND	ND
06/28/2004	A4614502	8021	ND	ND	ND	ND	ND	ND	ND	ND	ND	ND	ND	ND
10/20/2004	A4A32107	8021	ND	ND	ND	ND	ND	ND	ND	ND	ND	ND	ND	ND
01/19/2005	A5050905	8260	ND	ND	ND	ND	ND	ND	ND	ND	0.3 J	ND	ND	0.3
04/04/2005	A5307804	8260	ND	ND	ND	ND	ND	ND	ND	ND	ND	ND	ND	ND
07/12/2005	A5725404	8260/5ML	ND	ND	ND	ND	ND	ND	ND	ND	ND	ND	ND	ND
07/21/2006	6G21018-04	8260B	ND	ND	ND	ND	5 B	ND	ND	ND	ND	ND	ND	5
07/17/2007	7G18027-01	8260B	ND	ND	ND	ND	ND	ND	ND	ND	ND	ND	ND	ND

ND - Not detected, indicates parameter was analyzed for, but not detected at or above the reporting limit.

To address the NYSDEC concerns regarding the presentation and plotting of nondetected values, the data for 2001 to 2004 has been reevaluated and interpreted as follows:

- 1) Nondetected concentrations have been represented as ND for reporting purposes.
- 2) Total VOCs have been recalculated and represented as the sum of the detected parameters shown on this table.
- 3) The method change to 8260 was approved by the NYSDEC and changed in January 2005.

# FORMER CARBORUNDUM FACILITY

# WHEATFIELD, NEW YORK

Well Id: B-65M

Date	Lab Sample Id	Method	Carbon tetrachloride (ug/L)	Chloroform (ug/L)	1,1-Dichloroethane (ug/L)	1,1-Dichloroethene (ug/L)	Methylene chloride (ug/L)	Trans-1,2-dichloroethene (ug/L)	Cis-1,2-dichloroethene (ug/L)	1,1,1-Trichloroethane (ug/L)	Trichloroethene (ug/L)	Tetrachloroethene (ug/L)	Vinyl chloride (ug/L)	Total (ug/L)
07/17/2002	A2732713	8021	ND	ND	ND	ND	ND	ND	ND	ND	2.6	ND	ND	2.6
08/05/2002	A2793607	8021	ND	0.24 J	ND	ND	ND	ND	ND	ND	0.49 J	ND	ND	0.73
10/07/2002	A2999203	8021	ND	ND	ND	ND	ND	ND	ND	ND	ND	ND	ND	ND
01/15/2003	A3043010	8021	ND	ND	ND	ND	ND	ND	ND	ND	ND	ND	ND	ND
04/03/2003	A3315006	8021	ND	ND	ND	ND	ND	ND	ND	ND	ND	ND	ND	ND
07/03/2003	A3639707	8021	ND	ND	ND	ND	ND	ND	ND	ND	ND	ND	ND	ND
10/08/2003	A3978806	8021	ND	ND	ND	ND	ND	ND	ND	ND	ND	ND	ND	ND
01/07/2004	A4012308	8021	ND	ND	ND	ND	ND	ND	ND	ND	ND	ND	ND	ND
04/15/2004	A4337504	8021	ND	ND	ND	ND	ND	ND	ND	ND	ND	ND	ND	ND
06/29/2004	A4614508	8021	ND	ND	ND	ND	ND	ND	ND	ND	ND	ND	ND	ND
10/27/2004	A4A60304	8021	ND	ND	ND	ND	ND	ND	ND	ND	ND	ND	ND	ND
01/19/2005	A5050906	8260	ND	ND	ND	ND	ND	ND	ND	ND	0.53 J	ND	ND	0.53
04/04/2005	A5307803	8260	ND	ND	ND	ND	ND	ND	ND	ND	ND	ND	ND	ND
07/12/2005	A5725403	8260/5ML	ND	ND	ND	ND	ND	ND	ND	ND	ND	ND	ND	ND
07/21/2006	6G21018-05	8260B	ND	ND	ND	ND	3 B	ND	ND	ND	ND	ND	ND	3
07/17/2007	7G18027-02	8260B	ND	ND	ND	ND	ND	ND	ND	ND	ND	ND	ND	ND

ND - Not detected, indicates parameter was analyzed for, but not detected at or above the reporting limit.

To address the NYSDEC concerns regarding the presentation and plotting of nondetected values, the data for 2001 to 2004 has been reevaluated and interpreted as follows:

- 1) Nondetected concentrations have been represented as ND for reporting purposes.
- 2) Total VOCs have been recalculated and represented as the sum of the detected parameters shown on this table.
- 3) The method change to 8260 was approved by the NYSDEC and changed in January 2005.

# FORMER CARBORUNDUM FACILITY

# WHEATFIELD, NEW YORK

Well Id: B-66M

Date	Lab Sample Id	Method	Carbon tetrachloride (ug/L)	Chloroform (ug/L)	1,1-Dichloroethane (ug/L)	1,1-Dichloroethene (ug/L)	Methylene chloride (ug/L)	Trans-1,2-dichloroethene (ug/L)	Cis-1,2-dichloroethene (ug/L)	1,1,1-Trichloroethane (ug/L)	Trichloroethene (ug/L)	Tetrachloroethene (ug/L)	Vinyl chloride (ug/L)	Total (ug/L)
07/18/2002	A2732706	8021	ND	ND	ND	ND	ND	ND	ND	ND	5.2	ND	ND	5.2
08/05/2002	A2793608	8021	ND	0.35 J	ND	ND	ND	ND	ND	ND	2.6	ND	ND	2.95
10/07/2002	A2999202	8021	ND	ND	ND	ND	ND	ND	ND	ND	ND	ND	ND	ND
01/14/2003	A3043005	8021	ND	ND	ND	ND	ND	ND	0.38 J	ND	0.24 J	ND	ND	0.62
04/07/2003	A3320701	8021	ND	ND	ND	ND	ND	ND	ND	ND	ND	ND	ND	ND
07/03/2003	A3639704	8021	ND	ND	ND	ND	ND	ND	ND	ND	ND	ND	ND	ND
10/08/2003	A3978803	8021	ND	ND	ND	ND	ND	ND	ND	ND	ND	ND	ND	ND
01/07/2004	A4012311	8021	ND	ND	ND	ND	ND	ND	ND	ND	ND	ND	ND	ND
04/15/2004	A4337505	8021	ND	ND	ND	ND	ND	ND	ND	ND	ND	ND	ND	ND
06/28/2004	A4614505	8021	ND	ND	ND	ND	ND	ND	ND	ND	ND	ND	ND	ND
10/20/2004	A4A32108	8021	ND	ND	ND	ND	ND	ND	ND	ND	ND	ND	ND	ND
01/19/2005	A5050907	8260	ND	ND	ND	ND	ND	ND	ND	ND	ND	ND	ND	ND
04/04/2005	A5307802	8260	ND	ND	ND	ND	ND	ND	ND	ND	ND	ND	ND	ND
07/12/2005	A5725402	8260/5ML	ND	ND	ND	ND	ND	ND	ND	ND	ND	ND	ND	ND
07/13/2006	6G14009-01	8260B	ND	ND	ND	ND	ND	ND	ND	ND	ND	ND	ND	ND
07/17/2007	7G18027-05	8260B	ND	ND	ND	ND	ND	ND	ND	ND	ND	ND	ND	ND

ND - Not detected, indicates parameter was analyzed for, but not detected at or above the reporting limit.

To address the NYSDEC concerns regarding the presentation and plotting of nondetected values, the data for 2001 to 2004 has been reevaluated and interpreted as follows:

- 1) Nondetected concentrations have been represented as ND for reporting purposes.
- 2) Total VOCs have been recalculated and represented as the sum of the detected parameters shown on this table.
- 3) The method change to 8260 was approved by the NYSDEC and changed in January 2005.

# FORMER CARBORUNDUM FACILITY

# WHEATFIELD, NEW YORK

Well Id: B-67M

Date	Lab Sample Id	Method	Carbon tetrachloride (ug/L)	Chloroform (ug/L)	1,1-Dichloroethane (ug/L)	1,1-Dichloroethene (ug/L)	Methylene chloride (ug/L)	Trans-1,2-dichloroethene (ug/L)	Cis-1,2-dichloroethene (ug/L)	1,1,1-Trichloroethane (ug/L)	Trichloroethene (ug/L)	Tetrachloroethene (ug/L)	Vinyl chloride (ug/L)	Total (ug/L)
07/17/2002	A2732707	8021	ND	ND	ND	ND	ND	ND	ND	ND	ND	ND	ND	ND
08/05/2002	A2793613	8021	ND	ND	ND	ND	ND	ND	ND	ND	ND	ND	ND	ND
10/04/2002	A2986401	8021	ND	ND	ND	ND	ND	ND	ND	ND	ND	ND	ND	ND
01/14/2003	A3043006	8021	ND	ND	ND	ND	ND	ND	ND	ND	ND	ND	ND	ND
04/03/2003	A3315001	8021	ND	ND	ND	ND	ND	ND	ND	ND	ND	ND	ND	ND
07/03/2003	A3639705	8021	ND	ND	ND	ND	ND	ND	ND	ND	ND	ND	ND	ND
10/08/2003	A3978802	8021	ND	ND	ND	ND	ND	ND	ND	ND	ND	ND	ND	ND
01/07/2004	A4012310	8021	ND	ND	ND	ND	ND	ND	ND	ND	ND	ND	ND	ND
04/15/2004	A4337506	8021	ND	ND	ND	ND	ND	ND	ND	ND	ND	ND	ND	ND
06/28/2004	A4614506	8021	ND	ND	ND	ND	ND	ND	ND	ND	ND	ND	ND	ND
10/20/2004	A4A32109	8021	ND	ND	ND	ND	ND	ND	ND	ND	ND	ND	ND	ND
01/19/2005	A5050908	8260	ND	ND	ND	ND	ND	ND	ND	ND	0.35 J	ND	ND	0.35
04/04/2005	A5307801	8260	ND	ND	ND	ND	ND	ND	ND	ND	ND	ND	ND	ND
07/12/2005	A5725401	8260/5ML	ND	ND	ND	ND	ND	ND	ND	ND	ND	ND	ND	ND
07/13/2006	6G14009-02	8260B	ND	ND	ND	ND	3	ND	ND	ND	ND	ND	ND	3
07/17/2007	7G18027-04	8260B	ND	ND	ND	ND	ND	ND	ND	ND	ND	ND	ND	ND

ND - Not detected, indicates parameter was analyzed for, but not detected at or above the reporting limit.

To address the NYSDEC concerns regarding the presentation and plotting of nondetected values, the data for 2001 to 2004 has been reevaluated and interpreted as follows:

- 1) Nondetected concentrations have been represented as ND for reporting purposes.
- 2) Total VOCs have been recalculated and represented as the sum of the detected parameters shown on this table.
- 3) The method change to 8260 was approved by the NYSDEC and changed in January 2005.

# FORMER CARBORUNDUM FACILITY

# WHEATFIELD, NEW YORK

Well Id: DNAPL Sump														
Date	Lab Sample Id	Method	Carbon tetrachloride (ug/L)	Chloroform (ug/L)	1,1-Dichloroethane (ug/L)	1,1-Dichloroethene (ug/L)	Methylene chloride (ug/L)	Trans-1,2-dichloroethene (ug/L)	Cis-1,2-dichloroethene (ug/L)	1,1,1-Trichloroethane (ug/L)	Trichloroethene (ug/L)	Tetrachloroethene (ug/L)	Vinyl chloride (ug/L)	Total (ug/L)
04/25/2001	A1382102	8021	ND	ND	ND	ND	ND	ND	2300	ND	14000 D	ND	56	16356
07/12/2001	A1663804	8021	ND	ND	ND	ND	1.7 J	ND	120	ND	63	ND	2.5	187.2
01/25/2002	A2081502	8021	ND	ND	ND	13	1 J	15	4900 D	ND	1600 D	1.3	9.1	6539.4
04/19/2002	A2384301	8021	ND	ND	ND	ND	ND	ND	5900	ND	5000	ND	130	11030
07/16/2002	A2722915	8021	ND	ND	ND	ND	160	ND	3000	ND	5500	ND	240	8900
10/09/2002	A2A07506	8021	ND	ND	ND	ND	ND	ND	4400	ND	6600	ND	ND	11000
01/23/2003	A3075206	8021	ND	ND	ND	ND	ND	ND	2800	ND	16000	ND	ND	18800
04/10/2003	A3335401	8021	ND	ND	ND	ND	180	ND	2100	ND	2400	ND	190	4870
07/10/2003	A3654306	8021	ND	ND	ND	ND	ND	ND	1700	ND	3400	ND	110	5210

ND - Not detected, indicates parameter was analyzed for, but not detected at or above the reporting limit.

To address the NYSDEC concerns regarding the presentation and plotting of nondetected values, the data for 2001 to 2004 has been reevaluated and interpreted as follows:

- 1) Nondetected concentrations have been represented as ND for reporting purposes.
- 2) Total VOCs have been recalculated and represented as the sum of the detected parameters shown on this table.
- 3) The method change to 8260 was approved by the NYSDEC and changed in January 2005.

# FORMER CARBORUNDUM FACILITY

# WHEATFIELD, NEW YORK

Well Id: P-2														
Date	Lab Sample Id	Method	Carbon tetrachloride (ug/L)	Chloroform (ug/L)	1,1-Dichloroethane (ug/L)	1,1-Dichloroethene (ug/L)	Methylene chloride (ug/L)	Trans-1,2-dichloroethene (ug/L)	Cis-1,2-dichloroethene (ug/L)	1,1,1-Trichloroethane (ug/L)	Trichloroethene (ug/L)	Tetrachloroethene (ug/L)	Vinyl chloride (ug/L)	Total (ug/L)
01/15/2001	A1041303	8021	ND	ND	ND	ND	ND	ND	74	ND	340	ND	ND	414
04/20/2001	A1366406	624	ND	ND	ND	ND	ND	ND	35	ND	320 D	ND	ND	355
07/13/2001	A1663813	8021	ND	ND	ND	ND	3.9	ND	39	ND	230	ND	ND	272.9
09/06/2001	A1858801	8021	ND	ND	ND	ND	110	ND	500	ND	4800	ND	ND	5410
10/15/2001	A1A17406	8021	ND	ND	ND	ND	58	ND	150	ND	3900	ND	ND	4108
01/24/2002	A2076711	8021	ND	ND	ND	ND	310	ND	740	560	8000	ND	ND	9610
04/19/2002	A2384302	8021	ND	ND	ND	ND	ND	ND	600	190	15000	ND	ND	15790
07/16/2002	A2722916	8021	ND	ND	ND	ND	610	ND	1500	1000	16000	ND	ND	19110
10/09/2002	A2A07507	8021	ND	ND	ND	ND	ND	ND	540	ND	12000	ND	ND	12540
04/09/2003	A3329402	8021	ND	ND	210	22	110	ND	390	1800	1200	ND	ND	3732
07/10/2003	A3654303	8021	ND	ND	ND	ND	ND	ND	860	400	7700	ND	ND	8960
10/13/2003	A3991301	8021	ND	ND	120	ND	100	ND	1200	870	7500	ND	ND	9790
01/07/2004	A4012402	8021	ND	ND	270	ND	ND	ND	1000	1800	7800	ND	120	10990
04/14/2004	A4331402	8021	ND	ND	180	ND	ND	ND	960	1800	9700	ND	ND	12640
07/07/2004	A4636803	8021	ND	ND	220	ND	ND	ND	1100	1100	12000	ND	ND	14420
10/08/2004	A4994502	8021	ND	ND	ND	ND	ND	ND	760	760	10000	ND	ND	11520
01/18/2005	A5051103	8260	ND	ND	ND	ND	ND	ND	860	1400	12000	ND	ND	14260
04/04/2005	A5307503	8260	ND	0.68 J	170 E	66 E	ND	7.7	810 E	1300 E	2500 E	1.9	20	4876.28
04/04/2005	A5307503DL	8260	ND	ND	ND	ND	ND	ND	580 D	1300 D	8200 D	ND	ND	10080
07/11/2005	A5724601	8260/5ML	ND	ND	70	ND	ND	ND	710	280	9200	ND	ND	10260
10/05/2005	A5B10701	8260	ND	ND	180	ND	ND	ND	530	1000	5400	ND	ND	7110
01/24/2006	A6089106	8260	ND	ND	170	ND	ND	ND	770	1200	8500	ND	ND	10640
04/12/2006	6D13005-04RE1	8260B	ND	ND	124	24	11	7	638	1020	7800 D	ND	18	9642
07/11/2006	6G12005-03	8260B	ND	ND	102	14	22	ND	621	411	6850 D	ND	13	8033
10/09/2006	6J10002-03	8260B	ND	ND	146	23	ND	6	322	1130 D	2770 D	ND	12	4409
01/10/2007	7A11003-04	8260B	ND	ND	135	17	12	ND	368	919	4950 D	ND	10	6411
04/03/2007	7D04039-01	8260B	ND	ND	110	23	164	9	792	897	9730 D	ND	24	11749
07/05/2007	7G06018-04	8260B	ND	ND	148	ND	ND	ND	10400	936	372	ND	ND	11856
10/10/2007	7J11002-01RE1	8260B	ND	ND	36	ND	ND	ND	2190	50	3380	ND	80	5736
01/07/2008	8A08003-09	8260B	ND	ND	86	ND	86	ND	629	722	524	ND	ND	2047

ND - Not detected, indicates parameter was analyzed for, but not detected at or above the reporting limit.

To address the NYSDEC concerns regarding the presentation and plotting of nondetected values, the data for 2001 to 2004 has been reevaluated and interpreted as follows:

- 1) Nondetected concentrations have been represented as ND for reporting purposes.
- 2) Total VOCs have been recalculated and represented as the sum of the detected parameters shown on this table.
- 3) The method change to 8260 was approved by the NYSDEC and changed in January 2005.



# FORMER CARBORUNDUM FACILITY

# WHEATFIELD, NEW YORK

Well Id: P-3

Date	Lab Sample Id	Method	Carbon tetrachloride (ug/L)	Chloroform (ug/L)	1,1-Dichloroethane (ug/L)	1,1-Dichloroethene (ug/L)	Methylene chloride (ug/L)	Trans-1,2-dichloroethene (ug/L)	Cis-1,2-dichloroethene (ug/L)	1,1,1-Trichloroethane (ug/L)	Trichloroethene (ug/L)	Tetrachloroethene (ug/L)	Vinyl chloride (ug/L)	Total (ug/L)
01/15/2001	A1041304	8021	ND	ND	ND	ND	ND	ND	2.4	ND	0.42 J	ND	ND	2.82
04/20/2001	A1366407	624	ND	ND	ND	ND	ND	ND	1.6	ND	1.5	ND	ND	3.1
07/11/2001	A1648715	8021	ND	ND	ND	ND	ND	ND	1.2	ND	0.38 J	ND	ND	1.58
10/16/2001	A1A17404	8021	ND	ND	ND	ND	ND	5.2	210	ND	69	ND	3.5	287.7
01/21/2002	A2066001	8021	ND	ND	ND	ND	ND	6.5	140	ND	ND	ND	ND	146.5
04/11/2002	A2348304	8021	ND	ND	ND	ND	ND	4.9	170	ND	ND	ND	8.4	183.3
07/12/2002	A2713910	8021	ND	ND	ND	ND	ND	5.8	120	ND	4	ND	3.5	133.3
10/08/2002	A2999305	8021	ND	ND	1.1	ND	ND	10	300	ND	4	ND	ND	315.1
04/09/2003	A3329502	8021	ND	ND	ND	ND	16	ND	52	ND	ND	ND	1.8	69.8
07/08/2003	A3649104	8021	ND	ND	ND	ND	3.8	6	230	ND	ND	ND	ND	239.8
10/13/2003	A3991407	8021	ND	ND	ND	ND	ND	8.2	230	ND	ND	ND	ND	238.2
01/09/2004	A4026203	8021	ND	ND	ND	ND	ND	3.1	110	ND	ND	ND	3.1	116.2
04/14/2004	A4331803	8021	ND	ND	ND	ND	ND	2.4	100	ND	4.3	ND	ND	106.7
07/06/2004	A4636509	8021	ND	ND	ND	2.5	ND	9.2	260 E	ND	3.1	ND	3	277.8
07/06/2004	A4636509DL	8021	ND	ND	ND	ND	5.4 DE	8.8 D	230 D	ND	ND	ND	ND	244.2
10/08/2004	A4994501	8021	ND	ND	ND	ND	ND	ND	200	ND	ND	ND	ND	200
01/12/2005	A5036201	8260	ND	ND	ND	ND	ND	2.8	98	ND	ND	ND	ND	100.8
04/04/2005	A5307703	8260	ND	ND	ND	ND	ND	3.2	110 E	ND	0.43 J	ND	1.9	115.53
04/04/2005	A5307703DL	8260	ND	ND	ND	ND	ND	2.1 D	90 D	ND	ND	ND	ND	92.1
07/08/2005	A5715301	8260/5ML	ND	ND	ND	ND	1.2 J	5.7	140	ND	ND	ND	ND	146.9
10/05/2005	A5B10603	8260	ND	ND	0.55 J	ND	ND	6	110 E	ND	0.69 J	ND	0.98 J	118.22
10/05/2005	A5B10603DL	8260	ND	ND	ND	ND	ND	5.9 D	120 D	ND	ND	ND	ND	125.9
01/24/2006	A6089110	8260	ND	ND	ND	ND	ND	2.2	69	ND	0.52 J	ND	1.1 J	72.82
04/12/2006	6D13005-01	8260B	ND	ND	ND	ND	ND	2	63	ND	ND	ND	ND	65
07/11/2006	6G12005-04	8260B	ND	ND	ND	ND	ND	5	123	ND	1	ND	ND	129
10/09/2006	6J10002-04	8260B	ND	ND	ND	ND	ND	4	88	ND	1	ND	ND	93
01/09/2007	7A10006-01	8260B	ND	ND	ND	ND	ND	1	49	ND	1	ND	ND	51
04/03/2007	7D04039-02	8260B	ND	ND	ND	ND	25 B	1	42	ND	ND	ND	ND	68
07/05/2007	7G06018-06	8260B	ND	ND	ND	ND	ND	3	85	ND	ND	ND	ND	88
10/10/2007	7J11002-09	8260B	ND	ND	ND	ND	ND	3	61	ND	ND	ND	ND	64
01/07/2008	8A08003-07	8260B	ND	ND	ND	ND	ND	1	25	ND	ND	ND	ND	26

ND - Not detected, indicates parameter was analyzed for, but not detected at or above the reporting limit.

To address the NYSDEC concerns regarding the presentation and plotting of nondetected values, the data for 2001 to 2004 has been reevaluated and interpreted as follows:

- 1) Nondetected concentrations have been represented as ND for reporting purposes.
- 2) Total VOCs have been recalculated and represented as the sum of the detected parameters shown on this table.
- 3) The method change to 8260 was approved by the NYSDEC and changed in January 2005.

# FORMER CARBORUNDUM FACILITY

# WHEATFIELD, NEW YORK

Well Id: P-4

Date	Lab Sample Id	Method	Carbon tetrachloride (ug/L)	Chloroform (ug/L)	1,1-Dichloro-ethane (ug/L)	1,1-Dichloro-ethene (ug/L)	Methylene chloride (ug/L)	Trans-1,2-dichloro-ethene (ug/L)	Cis-1,2-dichloro-ethene (ug/L)	1,1,1-Trichloro-ethane (ug/L)	Trichloro-ethene (ug/L)	Tetrachloro-ethene (ug/L)	Vinyl chloride (ug/L)	Total (ug/L)
01/12/2001	A1035111	8021	ND	ND	ND	ND	1.8 J	0.66 J	18	ND	26	ND	2.6	49.06
04/19/2001	A1361311	624	ND	ND	ND	ND	ND	ND	2.9	0.23	9.6	ND	ND	12.73
07/11/2001	A1648714	8021	ND	ND	ND	ND	ND	0.23 J	18	ND	4.9	ND	ND	23.13
10/16/2001	A1A17403	8021	ND	ND	ND	ND	1.3 J	2	220	ND	42	ND	ND	265.3
01/21/2002	A2066002	8021	ND	ND	7.7	5.4	2.4 J	12	1600 D	3.8	490 D	ND	17	2138.3
04/11/2002	A2348305	8021	ND	ND	ND	ND	ND	ND	1000	ND	940	ND	ND	1940
07/12/2002	A2713911	8021	ND	ND	7.3	ND	ND	ND	1200	ND	360	ND	ND	1567.3
10/08/2002	A2999306	8021	ND	15	ND	ND	ND	ND	480	ND	140	ND	ND	635
04/09/2003	A3329503	8021	ND	ND	ND	ND	33	ND	510	ND	620	ND	ND	1163
07/08/2003	A3649106	8021	ND	ND	ND	ND	ND	ND	710	15	1000	ND	ND	1725
10/13/2003	A3991408	8021	ND	ND	23	ND	9.2	17	1700	25	920	ND	ND	2694.2
01/09/2004	A4026204	8021	ND	ND	26	ND	ND	14	1300	22	1400	ND	23	2785
04/14/2004	A4331804	8021	ND	ND	20	ND	ND	8	720	9.8	770	ND	15	1542.8
07/06/2004	A4636507	8021	ND	ND	40	ND	ND	ND	1300	31	1400	ND	49	2820
10/08/2004	A4994503	8021	ND	ND	31	ND	ND	ND	1100	ND	1200	ND	33	2364
01/12/2005	A5036202	8260	ND	ND	ND	ND	ND	ND	650	ND	1200	ND	43	1893
04/04/2005	A5307702	8260	ND	ND	13	ND	ND	ND	560	ND	870	ND	26	1469
07/11/2005	A5724701	8260/5ML	ND	ND	21	6.7	ND	12	830	8.2	880	ND	10	1767.9
10/05/2005	A5B10604	8260	ND	ND	33	9.3	ND	16	1200 E	20	1000 E	ND	ND	2278.3
10/05/2005	A5B10604DL	8260	ND	ND	30 D	ND	ND	15 D	1200 D	16 D	910 D	ND	ND	2171
01/23/2006	A6084706	8260	ND	ND	20	ND	ND	11	850	13	1500	ND	32	2426
04/12/2006	6D13005-02RE1	8260B	ND	ND	15	ND	ND	8	583 D	10	998	ND	11	1625
07/11/2006	6G12005-05	8260B	ND	ND	20	6	4	12	700 D	9	869 D	ND	ND	1620
10/09/2006	6J10002-05	8260B	ND	ND	30	8	ND	16	1180 D	27	1100 D	ND	ND	2361
01/05/2007	7A05012-05	8260B	ND	ND	23	6	2 B	11	734 D	20	2080 D	ND	26	2902
04/03/2007	7D04039-03	8260B	ND	ND	7	3	ND	7	394 D	7	1190 D	ND	6	1614
07/05/2007	7G06018-07	8260B	ND	ND	ND	ND	ND	ND	499	ND	579	ND	ND	1078
10/09/2007	7J10006-04	8260B	ND	ND	9	ND	ND	8	570	ND	636	ND	ND	1223
01/07/2008	8A08003-06	8260B	ND	ND	15	ND	22	10	689	8	601	ND	ND	1345

ND - Not detected, indicates parameter was analyzed for, but not detected at or above the reporting limit.

To address the NYSDEC concerns regarding the presentation and plotting of nondetected values, the data for 2001 to 2004 has been reevaluated and interpreted as follows:

- 1) Nondetected concentrations have been represented as ND for reporting purposes.
- 2) Total VOCs have been recalculated and represented as the sum of the detected parameters shown on this table.
- 3) The method change to 8260 was approved by the NYSDEC and changed in January 2005.

# FORMER CARBORUNDUM FACILITY

# WHEATFIELD, NEW YORK

Well Id: PW-1														
Date	Lab Sample Id	Method	Carbon tetrachloride (ug/L)	Chloroform (ug/L)	1,1-Dichloroethane (ug/L)	1,1-Dichloroethene (ug/L)	Methylene chloride (ug/L)	Trans-1,2-dichloroethene (ug/L)	Cis-1,2-dichloroethene (ug/L)	1,1,1-Trichloroethane (ug/L)	Trichloroethene (ug/L)	Tetrachloroethene (ug/L)	Vinyl chloride (ug/L)	Total (ug/L)
01/12/2001	A1035112	8021	ND	ND	ND	ND	5.6	ND	71	ND	150	ND	ND	226.6
04/20/2001	A1366403	624	ND	ND	ND	ND	ND	2.4	84	ND	330 D	ND	1.9	418.3
07/11/2001	A1648702	8021	ND	ND	ND	ND	2.9	1.3	83	ND	140	ND	4.7	231.9
09/07/2001	A1863501	8021	ND	ND	ND	ND	38	ND	1500	ND	2500	ND	ND	4038
10/16/2001	A1A17402	8021	ND	ND	ND	ND	ND	ND	2700	ND	40000	ND	ND	42700
01/23/2002	A2076705	8021	ND	ND	ND	ND	1500	ND	880	ND	2000	ND	ND	4380
04/18/2002	A2378804	8021	ND	ND	ND	ND	23	ND	240	ND	1200	ND	ND	1463
07/16/2002	A2722914	8021	ND	ND	ND	ND	60	ND	520	ND	1800	ND	ND	2380
10/09/2002	A2A07508	8021	ND	ND	ND	ND	ND	ND	27000	ND	140000	ND	ND	167000
01/24/2003	A3075208	8021	ND	ND	ND	ND	ND	ND	920	ND	2100	ND	26	3046
04/09/2003	A3329403	8021	ND	ND	ND	ND	ND	ND	560	ND	1900	ND	ND	2460
07/10/2003	A3654305	8021	ND	ND	ND	ND	ND	ND	1200	ND	3800	ND	ND	5000
10/13/2003	A3991302	8021	ND	ND	ND	ND	ND	ND	1200	ND	3600	ND	ND	4800
01/09/2004	A4026101	8021	ND	ND	ND	ND	ND	18	380	ND	1300	ND	25	1723
04/14/2004	A4331403	8021	ND	ND	ND	ND	ND	ND	1400	ND	4500	ND	ND	5900
07/06/2004	A4636805	8021	ND	ND	ND	ND	ND	ND	540	ND	1600	ND	43	2183
10/07/2004	A4994204	8021	ND	ND	ND	ND	ND	ND	170	ND	130	ND	ND	300
01/12/2005	A5036101	8260	ND	ND	6.9	4.5	ND	6.1	900 E	5.5	2700 E	ND	ND	3623
01/12/2005	A5036101DL	8260							600 D		2400 D			3000
04/04/2005	A5307501	8260	ND	ND	1.2	0.61 J	ND	1.9	190 E	0.71 J	650 E	2	6.8	853.22
04/04/2005	A5307501DL	8260	ND	ND	ND	ND	ND	ND	350 D	ND	1500 BD	ND	ND	1850
07/11/2005	A5724602	8260/5ML	ND	ND	5.3	ND	ND	ND	410	ND	1100 E	ND	18	1533.3
07/11/2005	A5724602DL	8260/5ML	ND	ND	ND	ND	ND	ND	320 D	ND	870 D	ND	15 D	1205
10/05/2005	A5B10702	8260	ND	ND	ND	ND	ND	ND	390	11	1300	ND	13	1714
01/26/2006	A6102404	8260	ND	ND	2.3	0.69 J	ND	1.9	160 E	2.5	700 E	ND	2.4	869.79
01/26/2006	A6102404DL	8260	ND	ND	ND	ND	ND	ND	200 D	ND	900 D	ND	7.5 D	1107.5
04/13/2006	6D14002-07RE1	8260B	ND	ND	2	ND	ND	2	146	ND	636 D	ND	6	792
07/11/2006	6G12005-01	8260B	ND	ND	2	ND	4	2	143	2	449 D	ND	ND	602
10/09/2006	6J10002-02	8260B	ND	ND	ND	ND	ND	2	114	ND	871 D	ND	3	990
01/09/2007	7A10006-02	8260B	ND	ND	3	ND	ND	2	185	3	638 D	ND	7	838
04/03/2007	7D04039-04	8260B	ND	ND	6	2	ND	3	302 D	6	1040 D	ND	20	1379
07/05/2007	7G06018-05RE1	8260B	ND	ND	ND	ND	ND	ND	68	ND	235	ND	6	309
10/09/2007	7J10006-07	8260B	ND	ND	4	ND	ND	3	304	ND	1090 D	ND	13	1414
01/07/2008	8A08003-08	8260B	ND	ND	ND	ND	31	ND	84	ND	463	ND	ND	578

ND - Not detected, indicates parameter was analyzed for, but not detected at or above the reporting limit.

To address the NYSDEC concerns regarding the presentation and plotting of nondetected values, the data for 2001 to 2004 has been reevaluated and interpreted as follows:

- 1) Nondetected concentrations have been represented as ND for reporting purposes.
- 2) Total VOCs have been recalculated and represented as the sum of the detected parameters shown on this table.
- 3) The method change to 8260 was approved by the NYSDEC and changed in January 2005.

# FORMER CARBORUNDUM FACILITY

# WHEATFIELD, NEW YORK

Well Id: PW-2

Date	Lab Sample Id	Method	Carbon tetrachloride (ug/L)	Chloroform (ug/L)	1,1-Dichloroethane (ug/L)	1,1-Dichloroethene (ug/L)	Methylene chloride (ug/L)	Trans-1,2-dichloroethene (ug/L)	Cis-1,2-dichloroethene (ug/L)	1,1,1-Trichloroethane (ug/L)	Trichloroethene (ug/L)	Tetrachloroethene (ug/L)	Vinyl chloride (ug/L)	Total (ug/L)
01/15/2001	A1041301	8021	ND	ND	ND	ND	1.6 J	ND	24	ND	44	ND	ND	69.6
04/19/2001	A1361314	624	ND	ND	ND	ND	ND	ND	1.4	ND	17	ND	ND	18.4
07/13/2001	A1663811	8021	ND	1.5	ND	ND	5.3	ND	24	ND	88	ND	ND	118.8
10/15/2001	A1A17405	8021	ND	ND	ND	ND	ND	ND	370	ND	3700	ND	ND	4070
01/23/2002	A2076704	8021	ND	ND	ND	ND	2 J	ND	7.8	ND	55	ND	ND	64.8
04/18/2002	A2378805	8021	ND	ND	ND	ND	ND	ND	2.4	ND	17	ND	ND	19.4
07/16/2002	A2722913	8021	ND	ND	ND	ND	2.6	ND	16	ND	110	ND	ND	128.6
10/09/2002	A2A07509	8021	ND	ND	ND	ND	ND	ND	88	ND	640	ND	ND	728
01/23/2003	A3075205	8021	ND	ND	ND	ND	ND	ND	31	ND	270	ND	ND	301
04/09/2003	A3329401	8021	ND	ND	ND	ND	ND	ND	5	ND	85	ND	ND	90

ND - Not detected, indicates parameter was analyzed for, but not detected at or above the reporting limit.

To address the NYSDEC concerns regarding the presentation and plotting of nondetected values, the data for 2001 to 2004 has been reevaluated and interpreted as follows:

- 1) Nondetected concentrations have been represented as ND for reporting purposes.
- 2) Total VOCs have been recalculated and represented as the sum of the detected parameters shown on this table.
- 3) The method change to 8260 was approved by the NYSDEC and changed in January 2005.

# FORMER CARBORUNDUM FACILITY

# WHEATFIELD, NEW YORK

Well Id: PW-3														
Date	Lab Sample Id	Method	Carbon tetrachloride (ug/L)	Chloroform (ug/L)	1,1-Dichloroethane (ug/L)	1,1-Dichloroethene (ug/L)	Methylene chloride (ug/L)	Trans-1,2-dichloroethene (ug/L)	Cis-1,2-dichloroethene (ug/L)	1,1,1-Trichloroethane (ug/L)	Trichloroethene (ug/L)	Tetrachloroethene (ug/L)	Vinyl chloride (ug/L)	Total (ug/L)
10/13/2003	A3991406	8021	ND	ND	ND	5	ND	4.8	840 D	ND	1500 D	2.8	40 D	2392.6
01/07/2004	A4012401	8021	ND	ND	ND	ND	ND	ND	490	ND	1800	ND	ND	2290
04/14/2004	A4331401	8021	ND	ND	ND	ND	ND	ND	460	ND	2400	ND	ND	2860
07/07/2004	A4636804	8021	ND	ND	ND	ND	ND	ND	440	ND	1300	20	36	1796
10/13/2004	A4A09404	8021	ND	ND	ND	3.1	ND	2.5	490 D	ND	1200 D	4.1	3.1	1702.8
01/12/2005	A5036105	8260	ND	ND	ND	ND	ND	ND	700	ND	4000 E	ND	ND	4700
01/12/2005	A5036105DL	8260							460 D		2200 D			2660
04/04/2005	A5307502	8260	ND	ND	ND	2	ND	3.8	570 E	ND	1800 E	35	4.9	2415.7
04/04/2005	A5307502DL	8260	ND	ND	ND	ND	ND	ND	500 D	ND	3700 BD	ND	ND	4200
07/11/2005	A5724603	8260/5ML	ND	ND	ND	ND	ND	ND	1400	ND	3200	ND	36	4636
10/05/2005	A5B10703	8260	ND	ND	ND	ND	ND	ND	800	ND	1500	ND	ND	2300
01/24/2006	A6089105	8260	ND	ND	ND	ND	ND	ND	450	ND	3100 E	18	ND	3568
01/24/2006	A6089105DL	8260	ND	ND	ND	ND	ND	ND	520 D	ND	3700 D	23 D	ND	4243
04/13/2006	6D14002-06RE1	8260B	ND	ND	ND	ND	ND	1	298 D	ND	946 D	10	4	1259
07/11/2006	6G12005-02	8260B	ND	ND	ND	5	3	5	1150 D	ND	3150 D	8	5	4326
10/09/2006	6J10002-06	8260B	ND	ND	ND	4	ND	6	1550 D	ND	4620 D	3	4	6187
01/09/2007	7A10006-05	8260B	ND	ND	ND	ND	39	ND	437	ND	1940 D	21	ND	2437
04/03/2007	7D04039-05	8260B	ND	ND	ND	2	ND	3	540 D	ND	2250 D	18	9	2822
07/05/2007	7G06018-02	8260B	ND	ND	ND	ND	ND	ND	1320	ND	3120	ND	61	4501
10/09/2007	7J10006-06	8260B	ND	ND	ND	ND	ND	ND	1400	ND	4220 D	ND	ND	5620
01/07/2008	8A08003-04RE1	8260B	ND	ND	ND	ND	ND	ND	849	ND	362	ND	24	1235

ND - Not detected, indicates parameter was analyzed for, but not detected at or above the reporting limit.

To address the NYSDEC concerns regarding the presentation and plotting of nondetected values, the data for 2001 to 2004 has been reevaluated and interpreted as follows:

- 1) Nondetected concentrations have been represented as ND for reporting purposes.
- 2) Total VOCs have been recalculated and represented as the sum of the detected parameters shown on this table.
- 3) The method change to 8260 was approved by the NYSDEC and changed in January 2005.

# FORMER CARBORUNDUM FACILITY

# WHEATFIELD, NEW YORK

Well Id:	Quarry Pond													
Date	Lab Sample Id	Method	Carbon tetrachloride (ug/L)	Chloroform (ug/L)	1,1-Dichloroethane (ug/L)	1,1-Dichloroethene (ug/L)	Methylene chloride (ug/L)	Trans-1,2-dichloroethene (ug/L)	Cis-1,2-dichloroethene (ug/L)	1,1,1-Trichloroethane (ug/L)	Trichloroethene (ug/L)	Tetrachloroethene (ug/L)	Vinyl chloride (ug/L)	Total (ug/L)
04/24/2001	A1375203	8021	ND	ND	ND	ND	ND	ND	ND	ND	ND	ND	ND	ND
10/19/2001	A1A28803	8021	ND	ND	ND	ND	ND	ND	ND	ND	ND	ND	ND	ND
04/12/2002	A2351701	8021	ND	ND	ND	ND	ND	ND	ND	ND	ND	ND	ND	ND
07/11/2002	A2708312	8021	ND	ND	ND	ND	ND	ND	ND	ND	ND	ND	ND	ND
10/07/2002	A2999206	8021	ND	ND	ND	ND	ND	ND	ND	ND	ND	ND	ND	ND
04/08/2003	A3329703	8021	ND	ND	ND	ND	ND	ND	ND	ND	ND	ND	ND	ND
10/10/2003	A3983803	8021	ND	ND	ND	ND	ND	ND	ND	ND	ND	ND	ND	ND
04/13/2004	A4331503	8021	ND	ND	ND	ND	ND	ND	ND	ND	ND	ND	ND	ND
10/26/2004	A4A60301	8021	ND	ND	ND	ND	ND	ND	ND	ND	ND	ND	ND	ND
04/05/2005	A5317607	8260	ND	ND	ND	ND	ND	ND	ND	ND	ND	ND	ND	ND
10/06/2005	A5B19701	8260	ND	ND	ND	ND	ND	ND	ND	ND	ND	ND	ND	ND
04/13/2006	6D14002-04	8260B	ND	ND	ND	ND	ND	ND	ND	ND	ND	ND	ND	ND
10/10/2006	6J11002-10	8260B	ND	ND	ND	ND	ND	ND	ND	ND	ND	ND	ND	ND
10/11/2007	7J12012-06	8260B	ND	ND	ND	ND	2	ND	ND	ND	ND	ND	ND	2

ND - Not detected, indicates parameter was analyzed for, but not detected at or above the reporting limit.

To address the NYSDEC concerns regarding the presentation and plotting of nondetected values, the data for 2001 to 2004 has been reevaluated and interpreted as follows:

- 1) Nondetected concentrations have been represented as ND for reporting purposes.
- 2) Total VOCs have been recalculated and represented as the sum of the detected parameters shown on this table.
- 3) The method change to 8260 was approved by the NYSDEC and changed in January 2005.

## **APPENDIX D**

### **ELECTRONIC COPY OF THE REPORT IN PORTABLE DOCUMENT FILE (PDF) FORMAT**