
2009 PERIODIC REVIEW GROUNDWATER REMEDIATION PROGRAM

**Former Carborundum Facility
2040 Cory Drive
Village of Sanborn, Town of Wheatfield, Niagara County, New York**

Prepared for:



**New York State
Department of Environmental Conservation
Division of Hazardous Waste Remediation**

**270 Michigan Avenue
Buffalo, New York 14203**

Submitted by:

Atlantic Richfield Company

A BP affiliated company

**4850 East 49th Street
MBC 3-147
Cuyahoga Heights, Ohio 44125**

Prepared by:

PARSONS

**40 LA RIVIERE DRIVE, SUITE 350
BUFFALO, NEW YORK 14202**

February 2010 (Revised May 2010)

2009 PERIODIC REVIEW

GROUNDWATER REMEDIATION PROGRAM AT THE FORMER CARBORUNDUM FACILITY

Wheatfield, Niagara County, New York

Submitted to:



**New York State Department of
Environmental Conservation
Division of Hazardous Waste Remediation**

Submitted by:

Atlantic Richfield Company

A BP affiliated company

4850 East 49th Street
MBC 3-147
Cuyahoga Heights, Ohio 44125

Prepared By:

PARSONS

40 La Riviere Drive, Suite 350
Buffalo, New York 14202
Phone: (716) 541-0730
Fax: (716) 541-0760

**February 2010
(Revised May 2010)**

TABLE OF CONTENTS

	<u>Page</u>
SECTION 1 INTRODUCTION.....	1-1
SECTION 2 GROUNDWATER REMEDIATION SYSTEM.....	2-1
2.1 Operations and Maintenance	2-1
2.2 System Performance in 2009	2-2
2.3 System Upgrades	2-3
2.4 Planned Future GRS Activities.....	2-3
SECTION 3 WASTE HANDLING PROGRAM.....	3-1
3.1 Personal Protective Equipment.....	3-1
3.2 Groundwater Treatment System Operations and Maintenance Materials	3-1
SECTION 4 PERMITS AND SITE MANAGEMENT ISSUES.....	4-1
4.1 SPDES Permit For GRS	4-1
4.2 Air Registration	4-2
4.3 Site Management	4-3
SECTION 5 GROUNDWATER MONITORING, SAMPLING, AND ANALYSIS.....	5-1
5.1 Groundwater Monitoring	5-1
5.2 Niagara Quarry Seep and Pond Sampling	5-5
5.3 Future Sampling and Analysis Activities	5-5

SECTION 6 HEALTH, SAFETY, SECURITY, AND ENVIRONMENT	6-1
6.1 Site Health, Safety, Security, and Environment Plan	6-1
6.2 Performance Report	6-1
SECTION 7 CONCLUSIONS	7-1
SECTION 8 REFERENCES.....	8-1

LIST OF FIGURES

Figure 1	Project Location Plan
Figure 2	Site Plan
Figure 3	Groundwater Remediation System Performance Summary

LIST OF TABLES

Table 1	Recovery Well Specifications
Table 2	Groundwater Remediation System Performance Summary
Table 3	Summary of Groundwater Monitoring Program
Table 4	Monitoring Well Groundwater Sampling Data, January 2009
Table 5	Monitoring Well Groundwater Sampling Data, April 2009
Table 6	Natural Attenuation Laboratory Data, April 2009
Table 7	Monitoring Well Groundwater Sampling Data, July 2009
Table 8	Monitoring Well Groundwater Sampling Data, October 2009

LIST OF APPENDICES

Appendix A	VOC Analytical Summary Plots and Groundwater Elevation Contour Maps – 2009
Appendix B	Time Series Plots from Water Levels and Water Quality Database
Appendix C	SPDES Permit and Site Management Certification Forms

SECTION 1 INTRODUCTION

In accordance with the October 1991 Record of Decision, the December 1991 Order on Consent, the December 1993 "Addendum to the Remedial Design/Remedial Action Work Plan," and the September 2006 Operations, Maintenance and Monitoring Manual (partial revision in March 2007), this periodic review report for 2009 documents the activities associated with the groundwater remedial action at the Former Carborundum Facility in Wheatfield, New York (Figure 1 and Figure 2).

The Site property is made up of four parcels totaling approximately 40 acres. Currently on the property there is a manufacturing facility with some associated administrative buildings and a groundwater recovery and treatment system. The majority of land immediately adjacent to the facility is used for agricultural purposes. Private residences border the facility along the western boundary of the Site. Surface topography in the facility area generally slopes to the south toward the Niagara River. Surface water from the paved areas of the Site is collected by the plant sewer system. Trichloroethene (TCE) was released to the environment at the manufacturing site. TCE, and its primary degradents; Cis-1-2 Dichloroethene, and Vinyl Chloride are present in the shallow groundwater.

As part of the remedial actions a Groundwater Recovery System (GRS) and a Soil Vapor Extraction System (SVES).were constructed. The operation of the SRGWTS has been discontinued and the system dismantled.

In 2009, the GRS continued to treat extracted groundwater and discharge the treated water to the NYSDEC permitted SPDES outfall. The GRS was operated with goals to provide onsite migration control, and to prevent offsite migration of groundwater containing volatile organic compounds (VOCs).

The GRS system has been in operation since July 1994. Groundwater collection and treatment is anticipated to continue under the NYSDEC discharge permit. Groundwater exists at the top of rock and in four deeper zones at the site. In 2001, the GRS was optimized to focus only on the top of rock and the first bedrock zone. Operation and Maintenance continues on the Site including long term groundwater monitoring.

As requested by NYSDEC off-site sub-slab and indoor air sampling of selected residences to the west of the Site was completed in November and December 2008. Based on the results of the investigation the NYSDEC and NYSDOH concluded no further on-site or off-site sampling was needed and no actions were needed to address exposures related to soil vapor intrusion. An Investigation Complete - No Actions Recommended memo was issued on April 1, 2009.

This report provides a summary of the remedial activities at the site from January 1 through December 31, 2009. These activities included GRS operations, waste handling activities, permit issues, sampling and analysis, and installation of a new air stripper exhaust stack.

SECTION 2

GROUNDWATER REMEDIATION SYSTEM

During 2009, operation of the GRS remained focused on onsite groundwater migration control, and the prevention of off-site migration of groundwater containing dissolved VOCs at concentrations above action levels. The GRS continued to extract, treat, and discharge the treated water to the SPDES outfall. The following sections summarize the GRS operation, maintenance, and performance in 2009, and discuss effectiveness of the GRS, as well as planned future activities.

2.1 OPERATIONS AND MAINTENANCE

In 2009, O&M Enterprises, Inc. (OME) conducted operation and maintenance (O&M) activities on GRS extraction wells P-2, P-3, P-4, PW-1, PW-3, and PW-4 and the GRS treatment system. Table 1 provides the recovery well specifications (i.e, target water levels and on/off set points) used during the year. The goals of the O&M program for the GRS were to maintain pumping at a rate necessary to achieve migration control, and to maintain the system within permitted levels. O&M activities included system inspections, routine maintenance, monitoring, sampling, system and equipment repairs, adjustment of pumping controls, and lawn care/snow removal from parking areas and driveways. Applicable monitoring and analytical equipment was calibrated per the manufacturer's specification by O&M Enterprises, Inc. (OME). Non-routine O&M activities conducted for the GRS during the annual period included:

- repaired leaky sampling port on recovery well P-4;
- replaced failed coupling on pump P803C;
- installed a new pump hanger, pump, and motor at P-2;
- minor electrical repairs to recovery wells P-3 and P-4;
- installed and calibrated new water level controllers in P-2, P-3, P-4, PW-1, and PW-3;
- replaced a check valve on pump P-805A;
- rewired power to the radio and level transducers at pumping wells P-3 and P-4;
- recalibrated water levels to level controllers;
- installed blank doors on unused boxes of the MCC panel;
- replaced dessicant filters on each of the level probe boxes;

- replaced the padlock on well B-16;
- replaced check valves on pumps P805A and P805C;
- changed out pump motors on P805A;
- repaired leaky pipe near check valve for P805C;
- replaced pump motor in PW-1;
- replaced motor in pump P-803C;
- engineered and constructed re-inforced concrete pad for new air stripper exhaust stack;
- engineered and installed new air stripper exhaust stack and connected piping to the air stripper;
- installed blind flange on the stripper exhaust duct work to the old stack;
- repaired broken motor mount bolt on pump P-803B;
- addressed a communication alarm for pumps in recovery wells P-2 and PW-4 by rebooting the radio transmitter for the well pumps; and
- repaired the front man door to the treatment plant;

2.2 SYSTEM PERFORMANCE IN 2009

Table 2 summarizes the GRS performance and system up time. The combined average system up time, based on operational hours relative to total hours, was approximately 99%. Individual well up times ranged from 97% at P-2 to 99% at P-3, P-4, PW-1, and PW-3.

The GRS performance in 2009 was gauged by the degree of migration control, capture zone development, the magnitude of groundwater extraction, mass recovery, and treatment to meet SPDES discharge requirements. Performance of the GRS in 2009 and O&M plans for 2010 are discussed below.

2.2.1 Migration Control

Migration control efforts continued to focus on the Top of Rock (TOR) and Zone 1 in 2009. Extraction wells PW-1, PW-3, PW-4, P-2, P-3, and P-4 were utilized to achieve the objective of onsite migration control. Each of the wells extracts groundwater from the TOR and Zone 1 at locations within or downgradient of former source areas (PW-1, PW-3, PW-4, P-2), and at the downgradient property boundary (P-3, P-4). The high percentage of up time (operational time) for the extraction wells within the source areas (PW-1, PW-3, PW-4) facilitated migration control, with continuous source control

throughout the period. The potential impacts to offsite areas were limited by a high degree of up time at wells P-2, P-3, and P-4 located downgradient of the former source areas, and at the property boundary, respectively.

2.2.2 Capture Zone Development

The potentiometric surface plots for the TOR and Zone 1 in 2009 (Appendix A) indicate that the GRS has maintained the capture zone in the immediate vicinity of the extraction wells.

2.2.3 Groundwater Extraction and Mass Recovery

Table 2 summarizes the extraction performance of the GRS based on flow rates from individual wells. Approximately 53 million gallons of groundwater were extracted by the wells in the GRS during, yielding approximately 251 pounds of extracted VOCs. Calculated using the flow rates from the wells, the average GRS recovery rate for 2009 was approximately 101 gpm. These data indicate that the GRS continued to make progress in the reduction of available mass in the source area groundwater during 2009. The increase in the rate of groundwater recovery between 2008 and 2009 is mainly due to the addition of PW-4 in early 2008.

The groundwater analytical database (Appendix B) contains VOC data for selected monitoring wells dating back to 1984. See Section 5 for a discussion of groundwater quality.

2.2.4 Treatment and SPDES Discharge

During 2009, the discharge flow was monitored and effluent samples were collected at the SPDES outfall (OU1) inside the treatment building. Monthly discharge reports (DMRs) were provided to NYSDEC, in compliance with the SPDES permit (NY0001988). In 2009, there were no exceedences of the SPDES permit levels. The average flow through the SPDES meter in 2009 was 95 gpm.

2.3 SYSTEM UPGRADES

With approval from the NYSDEC, a new exhaust stack for the air stripper was engineered and installed. The new stack was engineered to allow air stripper exhaust to be discharged without passing through activated carbon. The new exhaust stack was installed on a re-inforced concrete pad outside the north side of the treatment plant. The concrete pad was installed on October 15, and the new stack installation was completed on November 23 and 24. Duct work between the stack and air stripper was completed and use of the new stack began on November 24. A blind flange was placed on the duct work to the formerly used stack.

2.4 PLANNED FUTURE GRS ACTIVITIES

In addition to continued operation, maintenance, and monitoring of the focused extraction effort, the following activities will be addressed in 2010:

- Disposal of the vapor phase carbon and removal of the VaporPac10 unit.
- Replacement of carbon in aqueous reactors.
- A bench scale study using smaller bag filter sizes to reduce naturally occurring metals concentrations at the SPDES discharge.
- An evaluation of methods other than filtering to increase metals removal.
- Evaluate methods to collect and transport Metaullics sump water to the onsite treatment plant.
- Sampling per the schedule of compliance defined in the permit modification.
- System processes will continue to be reviewed, economized, upgraded and/or retrofitted as necessary to accommodate the groundwater recovery rate and treatment requirements.
- Downgradient chemical concentrations will continue to be evaluated to gauge the effectiveness of migration control.

SECTION 3

WASTE HANDLING PROGRAM

The waste handling program for the GRS consisted of tracking the generation and the proper disposition of soils, personal protective equipment, debris, and O&M materials. The program is intended to provide compliance with applicable local, state, and federal regulations related to waste handling. During 2009, wastes generated during site operation and maintenance included personal protective equipment (PPE) and GRS materials (spent water filters).

3.1 PERSONAL PROTECTIVE EQUIPMENT

During 2009, PPE waste was generated during routine O&M activities. The PPE wastes that had been in contact with hazardous materials were disposed of with the spent water filters. Waste PPE during the 2010 period will continue to be handled with waste O&M materials.

3.2 GROUNDWATER TREATMENT SYSTEM OPERATIONS AND MAINTENANCE MATERIALS

O&M of the treatment system may generate used filter bags, PPE, sediment from filtering, and spent carbon adsorption material. During operations, a 55-gallon drum is used (until full) to contain used filter bags and PPE, then disposed. No drums of used filter bags and PPE were disposed in 2009. It is anticipated that the next drum of filter bags and PPE will be disposed in the Spring of 2010. The drums will be taken to a hazardous waste landfill.

In 2010, carbon from the VaporPac10 unit is anticipated to be disposed of as non-hazardous waste or regenerated. Spent carbon from the aqueous carbon reactors will be disposed as either hazardous waste or regenerated.

SECTION 4

PERMITS AND SITE MANAGEMENT ISSUES

Discharge from the GRS occurs under a SPDES permit for water discharge to Cayuga Creek. An air discharge registration is in place for vapor emissions from the air stripper. Key activities associated with the permit and the air registration are summarized below. Compliance with institutional and engineering controls is also discussed below.

4.1 SPDES PERMIT FOR GRS

The SPDES Permit for the GRS presently consists of Outfall 001A, located at the discharge of the GRS in the treatment building. It was renewed in November 2006, and is due to expire on March 31, 2012. A copy of the SPDES Permit is provided in Appendix C. In 2009, samples collected for compliance with the SPDES permit were analyzed by Waste Stream Technology, Inc. (WST). The analytical results were compliant with the SPDES permit requirements.

The permit holder also participated in the 2009 Quality Assurance Study (DMR-QA Study 29). “Unsatisfactory” results were reported for total cyanide and total residual chlorine in the study. Corrective action was implemented for these analyses.

During 2009, the NYSDEC and the permit holder negotiated a permit modification pursuant to the New York State Environmental Benefit Permit Strategy. The proposed changes to the SPDES permit include more stringent permit limits and additional laboratory tests. The proposed changes are summarized as follows:

- The maximum design flow rate will be decreased to 144,000 gpd.
- Daily Average reporting has been removed for parameters that require monthly or less frequent sampling.
- The effluent limits of the following parameters have been changed:
 - pH (from a range of 6.0 - 9.0 to a range of 6.5- 8.5),
 - BOD₅ (Daily Average [DA] will be monitored, Daily Maximum [DM] from 30 mg/L to 5 mg/L),
 - Total Residual Chlorine (DM from 0.5 mg/L to 0.1 mg/L),
 - Total Iron (DM from 4 mg/L to 1.0 mg/L),
 - Total Phenols (DM from 8.0 µg/L to 5.0 µg/L), and

- Total Arsenic (DM from 190 µg/L to 150 µg/L).
- Revised effluent limits for Total Cadmium (DM from 10 µg/L to 3.9 µg/L), Total Copper (DM from 32 µg/L to 19 µg/L), Total Lead (DM from 50 µg/L to 25 µg/L), and Total Zinc (DM from 5.0 mg/L to 2.0 mg/L) are based on the 99th percentile value from DMR data from May 2008 to October 2009.
- The action level for the DM for Total Nickel has been changed from 0.07 lb/d to 0.026 lb/d. The new action level is the 99th percentile value based on the evaluation of the DMR data. Reporting the concentration of Total Nickel in the effluent will also be required.
- The action level for the DM for Total Silver has been changed from 0.07 lb/d to 0.006 lb/d. The new action level is the 99th percentile value based on the evaluation of the DMR data. Reporting the concentration of Total Silver in the effluent will also be required.
- The most sensitive analytical method shall be used for the analysis of cadmium, lead, copper, silver, and phenols. For most sensitive method for phenol is 420.4 with a PQL of 5 ug/L. The most sensitive method for cadmium, lead, copper, and silver is 200.8 with a PQL of 2ug/L for cadmium, lead, and copper and 0.2 ug/l for silver.
- Sampling and field analysis for Total Residual Chlorine.
- Defined sampling collection methods for VOCs.
- The schedule of compliance requires implementation of a Short Term High Intensity Monitoring Program (STHIMP) for Total Mercury, Total Cyanide, Total Dissolved Solids, and Lead.
- Compliance schedule studies are required for Total Residual Chlorine and metals.

The modified permit is anticipated to take effect in the first quarter of 2010.

4.2 AIR REGISTRATION

In 2009, the facility continued to operate under a registration status in New York State. The registration does not expire. In November, the configuration of the air emissions changed with the installation of the new discharge stack. The change in the configuration was approved by the NYSDEC prior to making the change. A revised source registration was submitted to the NYSDEC to document the change in stack configuration.

4.3 SITE MANAGEMENT

The site consists of four parcels upon which the responsible party maintained and monitored groundwater monitoring wells, and operated, monitored, and maintained a groundwater recovery and treatment system. Discharge from the treatment system is permitted under the SPDES permit. Institutional controls for the site include a groundwater monitoring plan and an operations and maintenance plan for the GRS. Engineering controls include fencing (access control). For the parcel upon which the GRS is located engineering controls include groundwater containment via pumping and treatment of recovered groundwater.

In accordance with the site's decision documents and the operations, monitoring and maintenance manual (September 2006), the institutional and engineering controls were appropriately maintained in 2009.

A soil vapor intrusion assessment was conducted in the fall/winter of 2008. Based on the results of the investigation, NYSDEC concluded that no further onsite or offsite sampling or other actions were necessary to address exposures related to soil vapor intrusion. An investigation complete/no actions recommended memorandum was issued by NYSDEC in April 2009.

The forms included in Appendix C verify that site management requirements defined for the site are being met.

SECTION 5

GROUNDWATER MONITORING, SAMPLING, AND ANALYSIS

Monitoring included both routine monitoring of groundwater conditions and discharges, as well as task-specific sampling and analysis events. The monitoring events that were conducted during the 2009 reporting period are summarized below.

5.1 GROUNDWATER MONITORING

Monitoring of groundwater conditions includes both groundwater level measurements and groundwater quality sampling and analysis. On a quarterly basis, groundwater samples were collected and submitted for laboratory analysis of VOCs. Samples were collected in January, April, July, and October on the schedule defined in Table 3. Natural attenuation samples were also collected from selected wells in April. The sampling schedule used in 2009 was approved by the NYSDEC in October 2005.

In 2009, groundwater levels were measured in the monitoring wells on a quarterly basis.

Groundwater samples were divided into three different groups based on historical analytical results from individual wells. The sampling groups were identified as least impacted (low), medium impacted (medium), and most impacted (high). To the extent practicable, the wells in the low group were sampled first, followed by wells in the medium group, and lastly wells in the high group. Within each group, wells were sampled, to the extent feasible, from lowest historical impacts to greatest historical impacts. Each sample submission group was marked on the chain-of-custody (COC) prior to delivery to the analytical laboratory. Quality assurance/quality control (QA/QC) samples included field duplicates and matrix spike/matrix spike duplicates (MS/MSD). QA/QC sample sets were collected at a rate of one per sample group.

Using standard protocols, each well was purged with a de-contaminated pump, dedicated high density polyethylene (HDPE) bailer, or the sampling port on the recovery well. During purging, field parameters (pH, specific conductivity, temperature, and turbidity) were measured and recorded. Purging continued until field parameters had stabilized and between three and five well volumes of water had been purged. After purging was complete, groundwater samples were collected from the monitoring and recovery wells. Field parameters were also measured immediately after sample collection.

The samples were placed in pre-cleaned, labeled 40-ml glass vials provided by the analytical laboratory, Lancaster Laboratories, Inc. The sample vials did not contain preservative, in accordance with New York State guidance. Three sample vials were

collected from each well. The containers were visually inspected to confirm that they did not contain air bubbles.

January 2009

The January 2009 quarterly groundwater sampling event included the sampling of 22 monitoring wells and six recovery wells. The event was completed between January 13 and 21. No low-flow samples were planned during this quarterly sampling event. Field data collected during the sampling event are provided in Table 4. VOC analytical results are presented in Appendix B.

April 2009

The April 2009 quarterly sampling event included the sampling of 23 monitoring wells and six recovery wells, and low-flow sampling for natural attenuation parameters at 15 of the 23 monitoring wells. The groundwater sampling event was completed between April 13 and 20. Field data collected during the April sampling event are provided in Table 5. Natural attenuation laboratory parameter results are provided in Table 6. VOC analytical results are presented in Appendix B.

Low-flow sampling methods were employed to collect 15 groundwater samples. A pneumatically operated bladder pump was placed approximately one to two feet above the well bottom. Groundwater was pumped through an in-line flow cell until groundwater quality readings for the indicator parameters (pH, temperature, conductivity, redox, and dissolved oxygen) stabilized. Purge volumes varied between 1 and 13 gallons. Once the parameters stabilized, the groundwater sample was collected.

July 2009

Fifty-seven (57) monitoring wells and six recovery wells were sampled during the July event. The event was completed between July 7 and 15. No low-flow samples were planned or collected for this quarterly sampling event. Field data collected during the sampling event are provided in Table 7. VOC analytical results are presented in Appendix B.

October 2009

Twenty-three (23) monitoring wells and six recovery wells were sampled during the October sampling event. The groundwater sampling event was completed between October 5 and 7. Field parameters collected during this sampling event are provided in Table 8. VOC analytical results are presented in Appendix B. No low-flow samples were planned during this quarterly sampling event.

Groundwater Quality

As mentioned in Section 2.2.1, recovery wells pump groundwater from the Top of Rock and Zone 1. The highest concentrations of trichloroethene (TCE), sum of cis-1,2-dichloroethene and trans-1,2-dichloroethene (total 1,2-DCE), and vinyl chloride (VC) have been identified in these upper zones. In general, the concentration of dissolved volatile organic compounds (VOCs) observed in groundwater samples from all zones in 2009 is consistent with historical levels. The concentrations for each 2009 sampling event are provided on maps presented in Appendix A. Time series plots showing historical and current analytical data, as well as analytical tables for current and historical results are provided in Appendix B.

Top of Rock and Zone 1

In the Top of Rock and Zone 1 during 2009, dissolved VOCs generally ranged from below the analytical detection limits to 1,000 µg/L. Wells in which concentrations of one or more VOCs exceeded 1,000 µg/L are listed below:

- Recovery well PW-1: dissolved VOCs appear to have a flat trend since 2001. In general, the TCE concentrations have fluctuated above and below 1,000 µg/L since 2001, with spikes to greater than 10,000 µg/L in 2001, 2002 and 2008. In 2003, the concentration exceeded 100,000 µg/L. In 2009, the TCE concentration was highest during the January sampling round (2,100 µg/L) and lowest during the October sampling round (430 µg/L). The total 1,2-DCE concentrations are more variable, ranging from over 10,000 µg/L in 2002 to 68 µg/L in 2007. The first three rounds of 2008 identified total 1,2-DCE concentrations below 500 µg/L, but the October event reached slightly over 10,000 µg/L. In 2009, total 1,2-DCE concentrations were all below 600 µg/L. The change observed between pre-2001 and post-2001 concentrations in this well is attributable to a change (in 2001) in the screened interval of the well.
- B-8M has had dissolved VOC concentrations remain consistent since the well was first sampled in 1984. Well B-8M is near a former source area, east of PW-3. TCE has been typically observed at concentrations greater than 10,000 µg/L. In 2009, TCE concentrations in B-8M were between 25,000 and 63,000 µg/L. Historically, total 1,2-DCE concentrations ranged from 930 µg/L to 9,500 µg/L. In 2009, total 1,2-DCE concentrations ranged from 1,200 µg/L to 3,100 µg/L.
- B-11M is sampled annually in July. Since 2001, TCE concentrations have exceeded 1,000 µg/L in 2002, 2004, 2005, 2006, and 2007. In 2009, TCE was identified at 470 µg/L, the lowest identified concentration of in B-11M since 2001.

- B-12M is sampled annually in July. In 2009, TCE was detected at 660 µg/L, consistent with previous years. 2008 was the only year since 2001 that TCE exceeded 1,000 µg/L in B-12M.
- B-13M concentrations have been stable since the pumping wells were retrofitted in 2001. Through 2009, TCE concentrations were 470 µg/L or lower (except for April 2003 when TCE was found at 1,400 µg/L). In 2009, TCE concentrations were between 180 µg/L and 460 µg/L. Between 2000 and 2009, total 1,2-DCE concentration ranged between 230 µg/L and 1,610 µg/L. Total 1,2-DCE concentrations have not exceeded 1,000 µg/L since April of 2005. In 2009, the total 1,2-DCE concentration, ranged between 263 µg/L and 654 µg/L.
- B-17M concentrations have been relatively stable since the pumping wells were retrofitted in 2001. TCE concentrations in 2009 ranged from 2,800 µg/L to 4,900 µg/L, consistent with previous results. Between 2005 and 2009, total 1,2-DCE concentrations ranged from 3,100 µg/L to 15,000 µg/L. In 2009, total 1,2-DCE concentrations were between 5,900 µg/L and 14,100 µg/L. Vinyl chloride concentrations between 2005 and 2008 ranged from 372 to 2,540 µg/L. In 2009, vinyl chloride ranged from 750 µg/L to 2,200 µg/L.
- Recovery well P-2 concentrations, while variable, have remained relatively stable since the well screen interval was changed in 2001. TCE concentrations ranged from 250 µg/L to 420 µg/L in 2009. Total 1,2-DCE concentrations in 2009 ranged from 502.9 µg/L in October to 1,707.9 µg/L in July. The concentration of 1,1,1 – Trichloroethane in this well was 1,100 µg/L in April and 2,800 µg/L in October 2009.
- Recovery well P-4 concentrations increased after a change in the screened interval of the well in 2001. In 2009, concentrations of TCE ranged from 490 µg/L to 1,600 µg/L. In 2009, total 1,2-DCE concentrations were between 376.1 and 731 µg/L.
- Recovery well PW-3 TCE concentrations ranged from 946 to 4,620 µg/L, between 2004 and 2008. In 2009, concentrations of TCE increased over the four sampling events from 2,000 µg/L in January to 5,500 µg/L in October. Total 1,2-DCE concentrations varied between 299 µg/L and 2,922 µg/L from 2003 through 2008. In 2009, total 1,2-DCE concentrations ranged from 632 µg/L in January to 2,620 µg/L in July.

Zones 2, 3, and 4

VOC concentrations in these deeper groundwater zones were typically orders of magnitude lower than those in the Top of Rock zone and Zone 1. Concentrations in the majority of the wells ranged from less than detection limits to 5 µg/L. Only two wells, B-50M and B-56M, contained concentrations exceeding 11 µg/L. B-50M is sampled in July only and was found to have a TCE concentration of 51 µg/L, which is consistent with previous results at this location. The TCE concentration in B-56M ranged from 64 µg/L to 82 µg/L. Total 1,2-DCE concentrations ranged from 17 µg/L to 23 µg/L during 2009, consistent with previous results. Results for these zones are displayed graphically in Appendix A.

5.2 NIAGARA QUARRY SEEP AND POND SAMPLING

In conjunction with the groundwater monitoring, ponded water was sampled at the Niagara Quarry on April 20 and October 6, 2009. Samples from groundwater seeps on the quarry wall were not collected because the seeps were dry during both sampling events.

No analytes were identified above the analytical detection limits in the samples from the quarry pond. These results are consistent with historical results. In previous communications with the land owner, the NYSDEC has indicated that there appears to be no health risk associated with the quarry seeps. Monitoring of VOC concentrations in the quarry during the Spring and Fall will continue through 2010.

5.3 FUTURE SAMPLING AND ANALYSIS ACTIVITIES

Scheduled activities for the 2010 annual period include the following:

- Quarterly water level monitoring of monitoring and recovery wells;
- Continued groundwater recovery from well PW-4 (in addition to ongoing recovery from wells PW-1, PW-3, P-2, P-3, P-4);
- Quarterly sampling and chemical analysis of selected monitoring wells and the recovery wells as identified in Table 3. The April 2010 event will include both natural attenuation field and laboratory parameters;
- Annual sampling and chemical analysis for monitoring and recovery wells as identified in Table 3; and
- Semi-annual sampling of Niagara Quarry wall seeps (when present) and ponded water.

SECTION 6

HEALTH, SAFETY, SECURITY, AND ENVIRONMENT

The site HSSE program was undertaken in accordance with OSHA 1910.120 and was restricted to Level D protection requirements during non-intrusive activities.

6.1 SITE HEALTH, SAFETY, SECURITY, AND ENVIRONMENT PLAN

Contractors assigned to the remediation efforts operated under the provisions of the Site HSSE Plan. The site HSSE Plan was updated, as appropriate, during 2009. The HSSE plan is part of the OM&M manual developed for use with the tray stripper. New personnel assigned to the site are given a health and safety orientation that includes a review of the HSSE Plan.

6.2 PERFORMANCE REPORT

During 2009, no accidents or incidents occurred at the site. A summary of the manhours worked relative to reportable accidents, injuries, incidents and releases during the 2009 Annual period is given below:

- Total Site Manhours Worked - 2009 Annual Period: 1,454 (approximate)
- Total Hours without accident, incident, or release: 1,454
- Reportable Accidents or Injuries: None
- Reportable OSHA Incidents: None
- Reportable Quantities Released: None

SECTION 7 CONCLUSIONS

In accordance with the site's decision documents and the operations, monitoring and maintenance manual (September 2006), and based on the discussion herein, the following conclusions can be drawn for periodic review period of January 1 through December 31, 2009. As noted above the forms documenting that site management requirements have been met during the period are provided in Appendix C of this report.

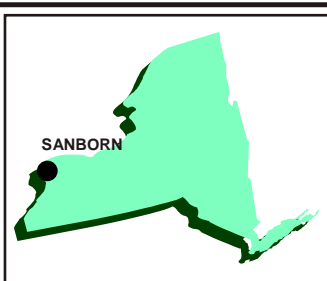
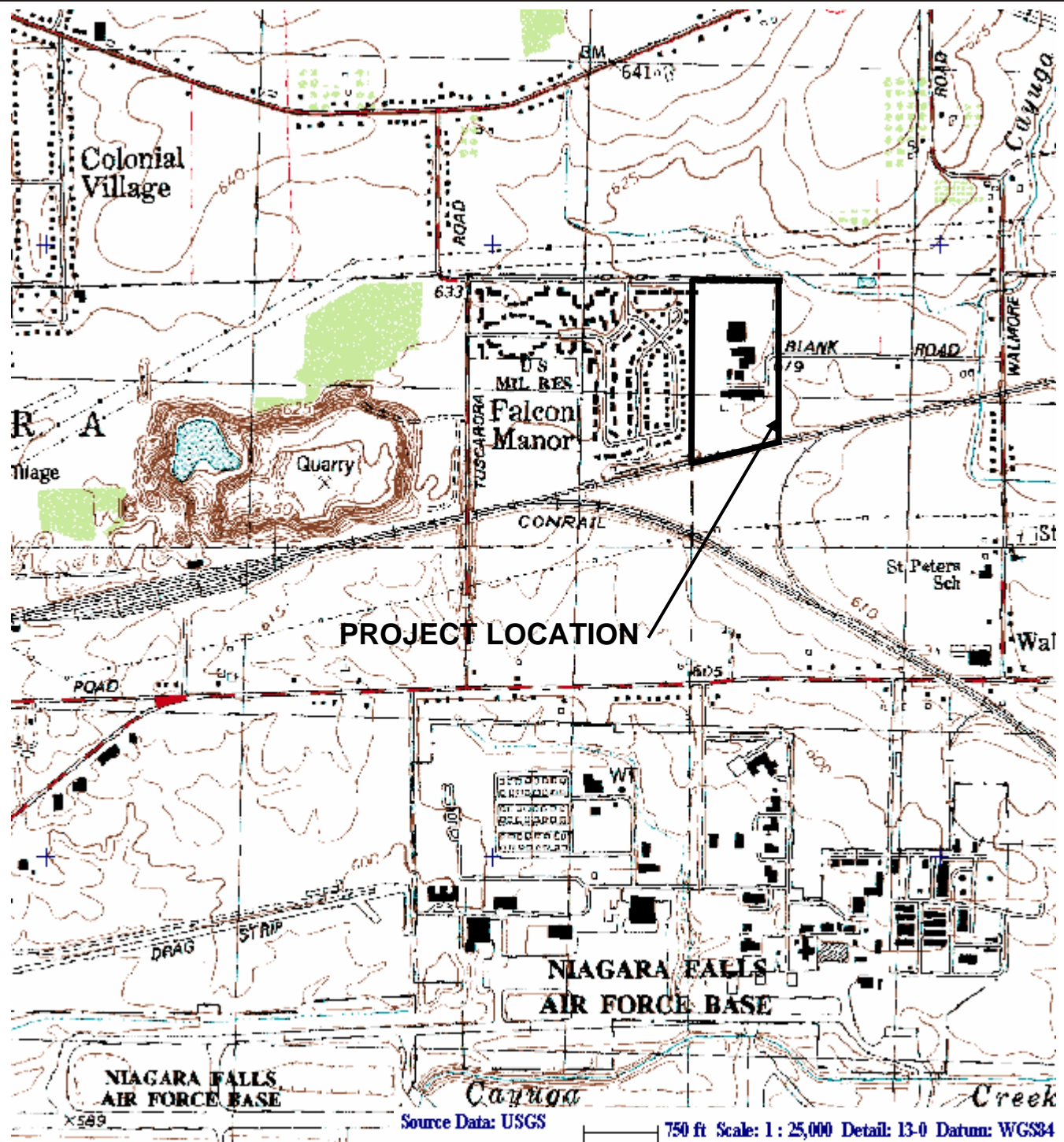
- The institutional and engineering controls were appropriately maintained during the period.
- The operations and maintenance requirements were maintained during the period.
- The monitoring requirement for all of the property was properly maintained during the period.
- Operation of the GRS continues to facilitate migration control with continuous source control throughout the period.
- Operation of the GRS continues to maintain the capture zones in the vicinity of the extraction wells.

SECTION 8

REFERENCES

1. Parsons, 2006, Operations, Monitoring, and Maintenance Manual at Former Carborundum Facility, Wheatfield, New York, September 2006 (partial revision in March, 2007).
2. Parsons, 2009, 2008 Annual Summary Report, Former Carborundum Facility, Wheatfield, New York, March 2006.
3. Haley & Aldrich, 2003, Upgradient Hydrologic Investigation Data Results, Former Carborundum Facility, Wheatfield, New York, January 2003.
4. Haley & Aldrich, 2001, Groundwater Migration Control Status Report, Former Carborundum Facility, Wheatfield, New York, May 2001.
5. Haley & Aldrich, 2001, Soil Closure Report, Former Carborundum Facility, Wheatfield, New York, March 2001.
6. Haley & Aldrich, 1998, Evaluation of Soil and Groundwater Remediation Efforts, 1992 to 1998 Former Carborundum Facility, Wheatfield, New York, November 1998.
7. Wiedemeier, T.H., Swanson, M.A., Moutoux, D.E., Gordon, E.K., Wilson, J.T., Wilson, B.H., Kampbell, D.H., Hansen, J.E., Hass, P., and Chapelle, F.H., 1996, Technical Protocol for Evaluating Natural Attenuation of Chlorinated Solvents in Groundwater: US Air Force Center for Environmental Excellence, San Antonio, Texas.
8. Wiedemeier, T.H., Wilson, J.T., Kampbell, D.H., Miller, R.N., and Hansen, J.E., 1995, Technical Protocol for Implementing Intrinsic Remediation with Long-term Monitoring for Natural Attenuation of Fuel Contamination Dissolved in Groundwater: US Air Force Center for Environmental Excellence, San Antonio, Texas.
9. Haley & Aldrich, 1993, Addendum to the Remedial Design/Remedial Action Work Plan, Former Carborundum Facility, Wheatfield, New York, December 1993.
10. Haley & Aldrich, 1993, RD/RA Work Plan Addendum, Carborundum Facility, Wheatfield, New York, December 1993.

FIGURES



New York
Quadrangle

LATITUDE: N43° 07' 43"
LONGITUDE: W78° 56' 18"



SOURCE: DeLORME 3-D
TOPOQUAD PROGRAM

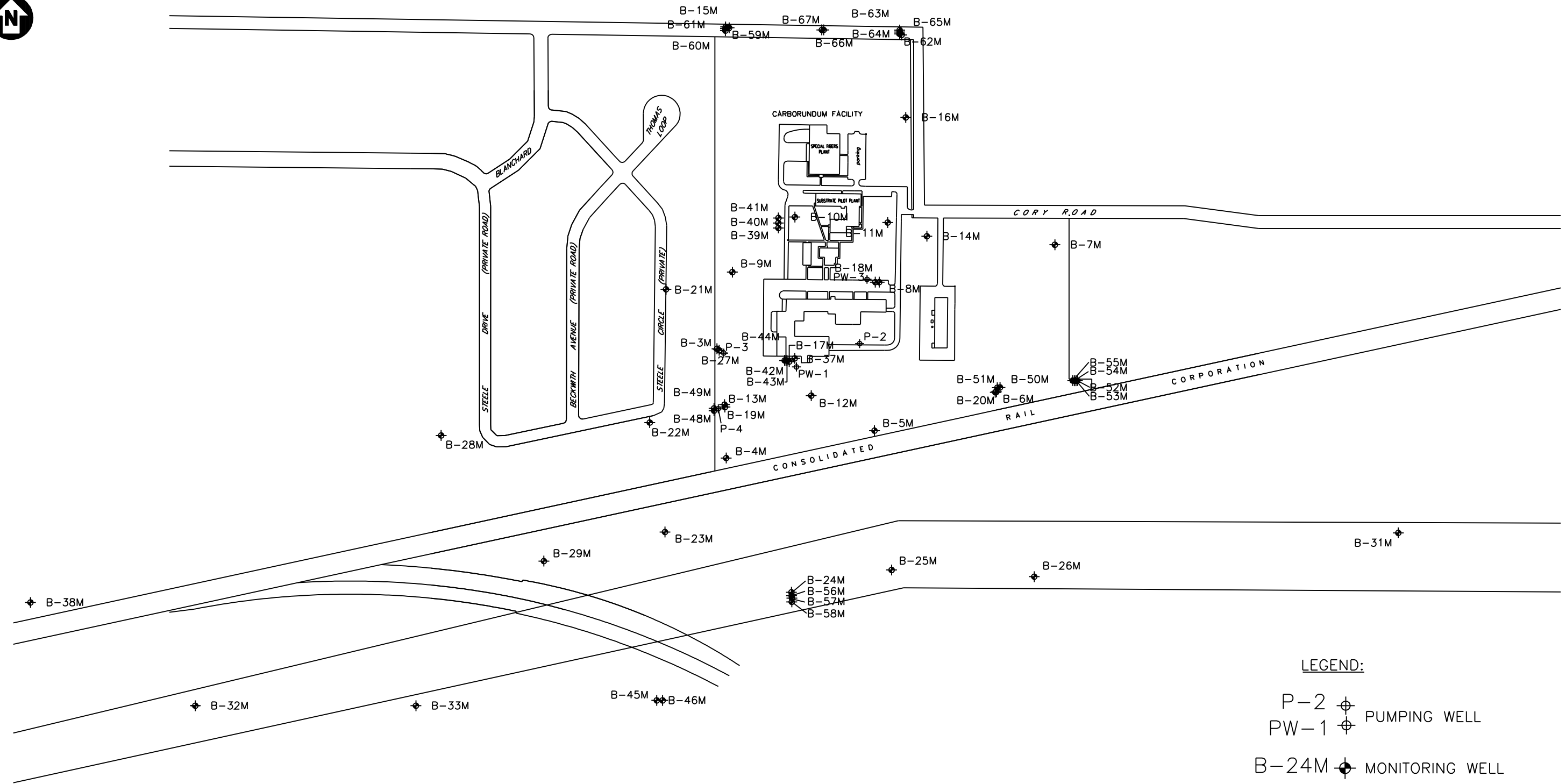
FIGURE 1

ATLANTIC RICHFIELD COMPANY
FORMER CARBORUNDUM FACILITY
SANBORN, NEW YORK




PROJECT LOCATION PLAN

PARSONS

40 LA RIVIERE DRIVE, SUITE 350 BUFFALO, NEW YORK, 14202 * (716) 541-0730



LEGEND:

- P-2  PUMPING WELL
PW-1  PUMPING WELL
B-24M  MONITORING WELL



SCALE: 1"=400'

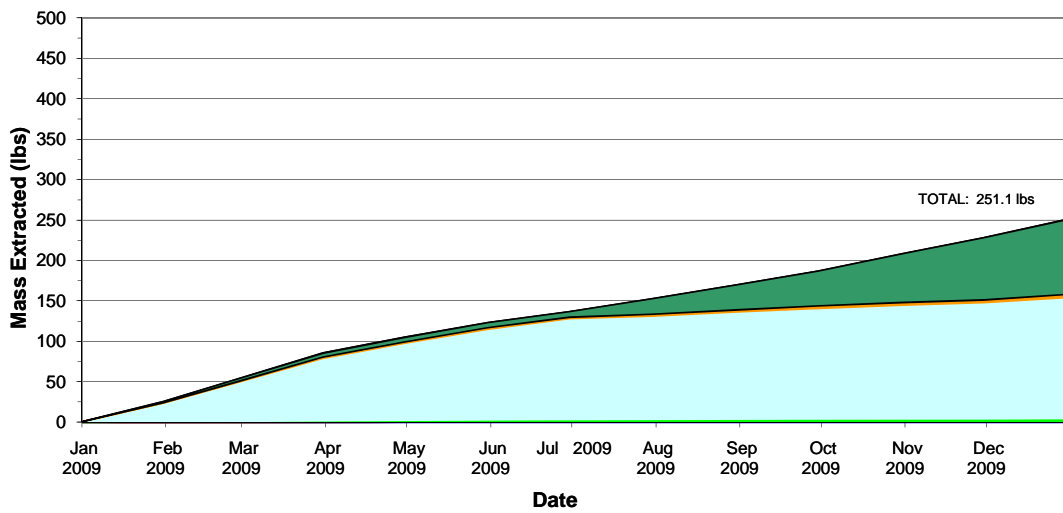
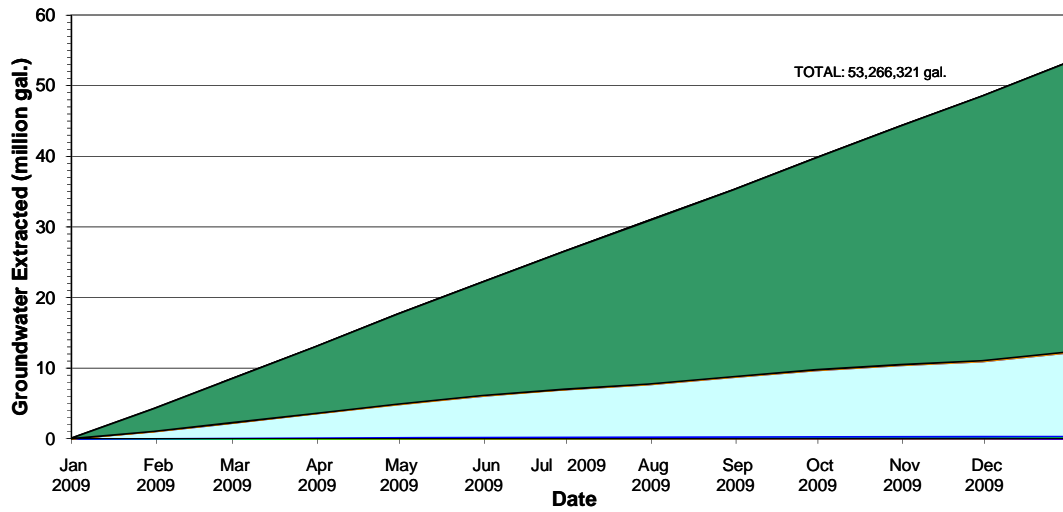
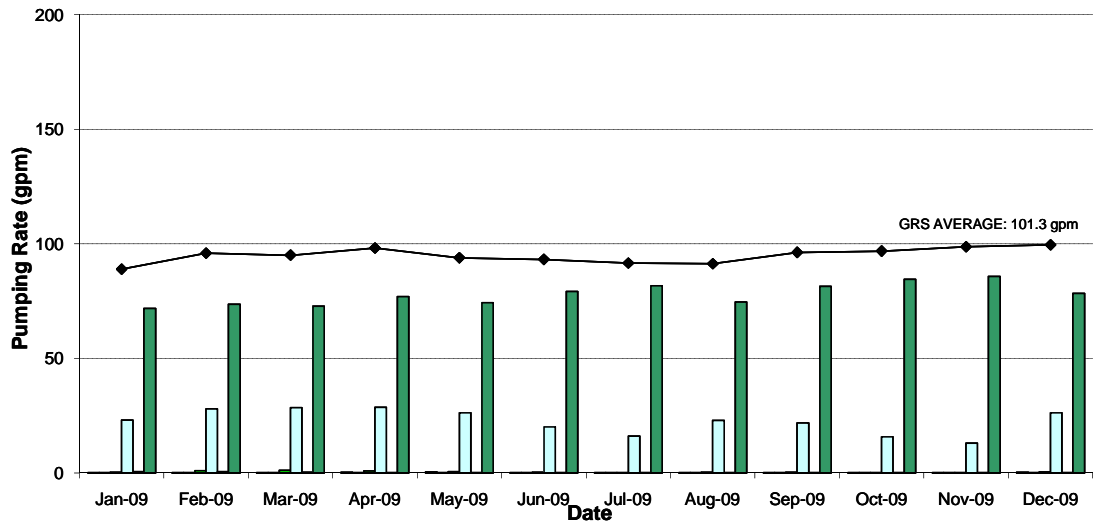
FIGURE 2

ATLANTIC RICHFIELD COMPANY
FORMER CARBORUNDUM FACILITY

SITE PLAN

PARSONS

40 LA RIVIERE DRIVE, SUITE 350, BUFFALO, N.Y. 14202, PHONE: 716-541-0730



Legend:



Notes:

- Totals represent a running cumulative of all pumping wells.
- Totals are for the period of 01/01/09 to 12/31/09 only.

PARSONS

ATLANTIC RICHFIELD COMPANY
FORMER CARBORUNDUM FACILITY
WHEATFIELD, NEW YORK

**GROUNDWATER RECOVERY SYSTEM
PERFORMANCE SUMMARY**

DEC 2009

FIGURE 3

TABLES

TABLE 1
RECOVERY WELL SPECIFICATIONS
Former Carborundum Facility
Wheatfield, New York

Well	Revision Date	Grundfos Pump Model Number	Revised Well Bottom Depth (ft)	Approximate Intake Depth (ft)	Target Water Level Depth (ft)	Revised Set Points		
							Depth	Range
P-2	10/31/2001	5S03-9 0.5 hp - 5gpm	26.4	24.4	23.2	On Off	19.0 23.2	4.2
P-3	10/31/2001	5S03-9 0.5 hp - 5gpm	33.7	31.7	30.5	On Off	27.5 30.5	3.0
P-4	10/31/2001	5S03-9 0.5 hp - 5gpm	34.2	32.2	31.3	On Off	27.0 30.0	3.0
PW-1	1/7/2002	25S15-20 1.5 hp - 25 gpm	29.8	27.8	26.1	On Off	23.1 26.1	3.0
PW-3	1/24/2010	5S03-9 0.5 hp - 5gpm	18.2	16.7	8.0	On Off	4.0 8.0	4.0
PW-4	9/21/2007	75S75-12 5 hp - 120 gpm	30.8	26.0	11.0	On Off	8.0 11.0	3.0

Revised 1/27/2010

TABLE II
GRS PERFORMANCE SUMMARY
Former Carborundum Facility
Wheatfield, New York

Well	Category	Units	January 2009	February 2009	March 2009	April 2009	May 2009	June 2009	July 2009	August 2009	September 2009	October 2009	November 2009	December 2009	Annual Total 2009
		Days	31	28	31	30	31	30	31	31	30	31	30	31	365
P-2	Uptime	(%)	100%	99%	100%	100%	100%	100%	100%	100%	100%	100%	100%	66%	97%
	Average Flow	(gpm)	0.07	0.11	0.15	0.29	0.39	0.23	0.18	0.16	0.21	0.20	0.11	0.29	0.2
	Total Flow	(gal)	3,149	4,415	6,481	12,672	17,446	10,031	7,896	7,036	9,096	8,766	4,651	12,887	104,527
	VOC Concentration	(ppb)	1,275.	1,275.	1,275.	1,205.1	1,205.1	1,205.1	2,277.9	2,277.9	2,277.9	815.	815.	815.	NA
	Total Contaminant Removed	(lbs)	0.0	0.0	0.1	0.1	0.2	0.1	0.2	0.1	0.2	0.1	0.0	0.1	1.2
P-3	Uptime	(%)	100%	99%	99%	100%	100%	100%	100%	100%	100%	99%	99%	95%	99%
	Average Flow	(gpm)	0.01	0.01	0.01	0.01	0.01	0.00	0.00	0.00	0.00	0.00	0.00	0.01	0.01
	Total Flow	(gal)	501	502	573	530	263	103	50	194	140	49	25	295	3,225
	VOC Concentration	(ppb)	35.5	35.5	35.5	49.3	49.3	49.3	125.4	125.4	125.4	90.	90.	90.	NA
	Total Contaminant Removed	(lbs)	0.0	0.0	0.0	0.0	0.0	0.0	0.0	0.0	0.0	0.0	0.0	0.0	0.0
P-4	Uptime	(%)	100%	99%	99%	100%	100%	100%	100%	100%	100%	99%	99%	95%	99%
	Average Flow	(gpm)	0.35	1.08	1.10	0.85	0.62	0.26	0.09	0.32	0.32	0.08	0.05	0.48	0.5
	Total Flow	(gal)	15,679	43,424	49,274	36,894	27,537	11,281	4,060	14,230	13,737	3,685	2,332	21,467	243,598
	VOC Concentration	(ppb)	1,933.	1,933.	1,933.	1,980.	1,980.	1,980.	886.8	886.8	886.8	1,340.	1,340.	1,340.	NA
	Total Contaminant Removed	(lbs)	0.3	0.7	0.8	0.6	0.5	0.2	0.0	0.1	0.1	0.0	0.0	0.2	3.5
PW-1	Uptime	(%)	100%	99%	100%	100%	100%	98%	100%	100%	100%	99%	99%	98%	99%
	Average Flow	(gpm)	23.1	27.9	28.5	28.6	26.3	20.2	16.1	23.0	21.8	15.8	13.0	26.3	22.5
	Total Flow	(gal)	1,029,553	1,126,388	1,272,103	1,236,431	1,171,920	871,759	717,284	1,026,717	941,860	704,537	561,337	1,173,742	11,833,630
	VOC Concentration	(ppb)	2,705.6	2,705.6	2,705.6	1,722.6	1,722.6	1,722.6	547.2	547.2	547.2	639.3	639.3	639.3	NA
	Total Contaminant Removed	(lbs)	23.2	25.4	28.7	17.8	16.8	12.5	3.3	4.7	4.3	3.8	3.0	6.3	149.8
PW-3	Uptime	(%)	100%	99%	99%	100%	100%	98%	100%	100%	99%	99%	99%	98%	99%
	Average Flow	(gpm)	0.5	0.6	0.3	0.2	0.2	0.1	0.1	0.2	0.1	0.1	0.0	0.1	0.2
	Total Flow	(gal)	24,047	23,714	12,803	8,681	8,356	3,557	3,023	8,446	5,846	4,684	1,890	4,505	109,552
	VOC Concentration	(ppb)	2,680.7	2,680.7	2,680.7	2,980.	2,980.	2,980.	7,632.	7,632.	7,632.	7,200.	7,200.	7,200.	NA
	Total Contaminant Removed	(lbs)	0.5	0.5	0.3	0.2	0.2	0.1	0.2	0.5	0.4	0.3	0.1	0.3	3.6
PW-4	Uptime	(%)	100%	99%	100%	80%	100%	100%	100%	100%	100%	99%	99%	98%	98%
	Average Flow	(gpm)	71.9	73.6	72.8	76.9	74.3	79.3	81.7	74.6	81.5	84.6	85.8	78.5	78.0
	Total Flow	(gal)	3,207,613	2,968,301	3,249,245	3,324,096	3,316,163	3,424,733	3,646,808	3,330,072	3,520,480	3,777,163	3,704,427	3,502,688	40,971,789
	VOC Concentration	(ppb)	63.4	63.4	63.4	23.7	23.7	23.7	413.4	413.4	413.4	542.	542.	542.	NA
	Total Contaminant Removed	(lbs)	1.7	1.6	1.7	0.7	0.7	0.7	12.6	11.5	12.1	17.1	16.8	15.8	92.9
GRS Total															
	Uptime	(%)	100%	99%	100%	97%	100%	99%	100%	100%	100%	100%	100%	92%	99%
	Average Flow	(gpm)	95.9	103.3	102.8	106.9	101.7	100.0	98.1	98.3	104.0	100.8	99.0	105.6	101.3
	Total Flow	(gal)	4,280,542	4,166,745	4,590,478	4,619,304	4,541,684	4,321,465	4,379,120	4,386,694	4,491,159	4,498,884	4,274,662	4,715,584	53,266,321
	VOCs to Influent		692	841	848	538	492	377	436	455	474	570	553	609	
	Total Contaminant Removed	(lbs)	25.8	28.3	31.6	19.4	18.3	13.6	16.2	17.0	17.1	21.2	19.9	22.7	251.1

Notes:

1. For the period of 1/01/09 to 12/31/09.
2. Uptime estimated and reflects potential uptime.
3. Flow rates are estimated throughout the period due to meter malfunctions.
4. VOC Concentration (see above) equals the sum of the compounds cis-1,2-DCE, trans-1,2-DCE, Tetrachloroethene, and Trichloroethene.

TABLE 3
SUMMARY OF GROUNDWATER MONITORING PROGRAM
Former Carborundum Facility
Wheatfield, New York

WELL No.	GROUNDWATER SAMPLING			
	JAN	APR	JUL	OCT
B-3M			S	
B-4M			S	
B-5M			S	
B-6M	S	S	S	S
B-7M			S	
B-8M	S	S/LF/NA	S	S
B-9M	S	S	S	S
B-10M		S/LF/NA	S	S
B-11M			S	
B-12M			S	
B-13M	S	S/LF/NA	S	S
B-14M			S	
B-15M			S	
B-16M			S	
B-17M	S	S/LF/NA	S	S
B-18M			S	
B-19M	S	S/LF/NA	S	S
B-20M			S	
B-21M	S	S	S	S
B-22M	S	S/LF/NA	S	S
B-23M	S	S/LF/NA	S	S
B-24M	S	S	S	S
B-25M				
B-26M			S	
B-27M				
B-28M	S	S	S	S
B-29M			S	
B-31M			S	
B-32M			S	
B-33M			S	
B-34M				
B-35M				
B-37M				
B-38M	S	S	S	S
B-39M	S	S/LF/NA	S	S
B-40M	S	S/LF/NA	S	S
B-41M	S	S/LF/NA	S	S
B-42M	S	S/LF/NA	S	S
B-43M	S	S/LF/NA	S	S
B-44M	S	S/LF/NA	S	S
B-45M			S	
B-46M			S	
B-48M	S	S/LF/NA	S	S
B-49M	S	S/LF/NA	S	S
B-50M			S	
B-51M			S	
B-52M			S	
B-53M			S	
B-54M			S	
B-55M			S	
B-56M	S	S	S	S
B-57M	S	S	S	S
B-58M			S	
B-59M			S	
B-60M			S	
B-61M			S	
B-62M			S	
B-63M			S	
B-64M			S	
B-65M			S	
B-66M			S	
B-67M			S	
P-2	S	S	S	S
P-3	S	S	S	S
P-4	S	S	S	S
PW-1	S	S	S	S
PW-3	S	S	S	S
Quarry		S		S

- Notes:
1. S indicates that groundwater sampling and analysis will be performed. LF indicates low flow sampling.
NA Indicates that natural attenuation sampling and analysis will be performed.
 2. July was selected as the annual sampling event.
 3. The well sampling may change as the groundwater remediation program alters the plume configuration.
 4. Water Levels are to be collected from every well, on a quarterly basis.

TABLE 4
MONITORING WELL GROUNDWATER SAMPLING DATA
JANUARY 2009 QUARTERLY SAMPLING EVENT
FORMER CARBORUNDUM COMPANY
WHEATFIELD, NEW YORK

Monitoring Well I.D.	Date	Time	Top of Riser Elevation (ft)	pH (standard units)	Specific Conductance (uS/cm)	Temperature (deg F)	Turbidity (NTU)	Remarks
P-2	1/21/09	10:35	619.67	7.35	1.10	49.5	8.2	Pumping well
P-3	1/21/09	11:00	627.35	7.58	1.64	47.1	4.2	Pumping well
P-4	1/14/09	11:30	624.45	7.74	1.22	46.5	5.28	Pumping well
PW-1	1/13/09	15:15	619.78	7.43	0.88	51.8	5.1	Pumping well
PW-3	1/15/09	10:20	618.28	7.38	2.42	44.5	17.2	Pumping well
PW-4	1/21/09	10:45	620.84	7.08	0.79	50.8	4.3	Pumping well
B-6M	1/15/09	9:35	615.69	7.02	1.28	45.5	160	
B-8M	1/15/09	10:15	618.57	6.9	3.56	48.0	85.1	
B-9M	1/21/09	9:20	623.03	7.16	0.46	43.1	106.8	
B-9M	1/21/09	9:20	623.03	7.16	0.46	43.1	106.8	
B-13M	1/14/09	14:00	618.69	7.7	1.01	47.0	34	
B-17M	1/14/09	14:30	626.01	7.26	1.8	50.6	75	
B-19M	1/14/09	10:30	617.71	7.41	1.39	49.1	5.86	
B-21M	1/13/09	13:30	618.31	7.17	1.31	50.5	600	
B-22M	1/13/09	14:20	619.35	7.23	1.4	50.9	52.4	
B-23M	1/13/09	12:25	609.81	7.34	1.23	46.0	155	
B-24M	1/13/09	11:00	626.12	7.77	0.58	43.3	40.5	
B-28M	1/13/09	15:05	622.62	7.12	1.09	49.5	527	
B-38M	1/21/09	14:20	609.81	6.95	1.22	49.7	12.6	
B-39M	1/21/09	10:20	626.12	7.13	1.12	47.1	15	
B-40M	1/21/09	9:35	626.23	7.19	1.33	48.7	4.3	
B-41M	1/21/09	9:25	626.31	6.98	1.45	43.7	4.84	
B-42M	1/21/09	13:10	623.76	7.13	0.99	48.1	9.1	
B-43M	1/15/09	14:15	623.64	7.44	1.63	50.5	18	
B-44M	1/15/09	13:55	623.29	7.17	2.9	51.2	49.1	
B-48M	1/19/09	13:20	625.40	7.3	1.05	47.8	40	
B-49M	1/14/09	11:50	625.56	7.07	3.02	48.0	1.63	
B-56M	1/13/09	10:30	617.78	7.68	1.23	48.2	65	
B-57M	1/13/09	11:45	617.80	7.1	2.32	47.9	78.4	

TABLE 5
MONITORING WELL GROUNDWATER SAMPLING DATA
APRIL 2009 QUARTERLY SAMPLING EVENT
FORMER CARBORUNDUM COMPANY
WHEATFIELD, NEW YORK

Monitoring Well I.D.	Date	Time	Top of Riser Elevation (ft)	pH (standard units)	Specific Conductance (uS/cm)	Temperature (deg F)	Turbidity (NTU)	Remarks
P-2	4/16/09	13:10	619.67	6.3	1.11	53.1	7.78	Pumping well
P-3	4/15/09	13:25	627.35	6.82	1.65	54.5	14.4	Pumping well
P-4	4/14/09	15:25	624.45	6.47	1.19	52.8	3.89	Pumping well
PW-1	4/15/09	10:30	619.78	6.05	0.87	52.9	2.95	Pumping well
PW-3	4/13/09	14:45	618.28	7.23	1.51	47.3	3.19	Pumping well
PW-4	4/16/09	13:00	618.28	5.99	0.74	53.6	3.01	Pumping well
B-6M	4/16/09	14:00	615.69	6.12	1.12	48.7	323	
B-8M	4/13/09	14:00	618.57	6.42	1.98	48.4	38.5	Alkalinity as CaCO ₃ = 320 mg/l; Ferrous Iron = 2.0 mg/l
B-9M	4/16/09	14:40	623.03	5.9	0.32	44.2	58.7	
B-10M	4/20/09	15:00	622.07	6.30	1.52	49.3	15.8	Alkalinity as CaCO ₃ = 320 mg/l; Ferrous Iron = 0.0 mg/l
B-13M	4/14/09	15:10	618.69	6.32	1.51	51.8	9	Alkalinity as CaCO ₃ = 300 mg/l; Ferrous Iron = 0 mg/l
B-17M	4/15/09	9:45	626.01	6.32	1.67	51.6	0.0	Alkalinity as CaCO ₃ = 280 mg/l; Ferrous Iron = 2.6 mg/l
B-19M	4/14/09	13:40	617.71	6.31	1.67	52.0	9	Alkalinity as CaCO ₃ = 280 mg/l; Ferrous Iron = 0.2 mg/l
B-21M	4/20/09	10:30	618.31	7.28	1.26	49.7	373	
B-22M	4/20/09	11:35	619.35	6.23	1.45	51.4	14.2	Alkalinity as CaCO ₃ = 300 mg/l; Ferrous Iron = 0.0 mg/l
B-23M	4/13/09	9:30	609.81	6.53	0.891	51.4	0	Alkalinity as CaCO ₃ = 280 mg/l; Ferrous Iron = 0.3 mg/l
B-24M	4/13/09	12:10	626.12	7.57	0.97	46.8	61.1	
B-28M	4/20/09	9:46	622.62	6.08	1.11	50.0	298	
B-38M	4/20/09	12:35	609.81	6.53	1.20	50.1	4.3	
B-39M	4/16/09	12:35	626.12	6.31	1.17	51.3	4.8	Alkalinity as CaCO ₃ = 240 mg/l; Ferrous Iron = 0.0 mg/l
B-40M	4/16/09	11:30	626.23	6.29	2.44	51.8	1.3	Alkalinity as CaCO ₃ = 260 mg/l; Ferrous Iron = 0.0 mg/l
B-41M	4/16/09	9:40	626.31	6.39	0.718	50.7	0.0	Alkalinity as CaCO ₃ = 240 mg/l; Ferrous Iron = 0.2 mg/l
B-42M	4/15/09	13:15	623.76	6.33	0.746	53.8	9.55	Alkalinity as CaCO ₃ = 240 mg/l; Ferrous Iron = 0.0 mg/l
B-43M	4/15/09	15:00	623.64	6.22	2.40	55.6	1.5	Alkalinity as CaCO ₃ = 240 mg/l; Ferrous Iron = 0.0 mg/l
B-44M	4/15/09	11:30	623.29	6.77	3.03	52.0	0	Alkalinity as CaCO ₃ = 240 mg/l; Ferrous Iron = 0.0 mg/l
B-48M	4/14/09	9:40	625.40	6.19	0.703	51.1	17.7	Alkalinity as CaCO ₃ = 280 mg/l; Ferrous Iron = 0.0 mg/l
B-49M	4/14/09	9:55	625.56	6.09	3.29	51.6	0	Alkalinity as CaCO ₃ = 320 mg/l; Ferrous Iron = 0.0mg/l
B-56M	4/13/09	11:25	617.78	8.01	1.05	47.5	19.4	
B-57M	4/13/09	11:35	617.80	7.29	2.43	49.8	60.5	

TABLE 6
NATURAL ATTENUATION ANALYTICAL RESULT SUMMARY
APRIL 2009 QUARTERLY SAMPLING EVENT
FORMER CARBORUNDUM COMPANY
WHEATFIELD, NEW YORK

Compound	UNITS	B- 8M	B-10M	B-13M	B-17M	B-19M	B-22M	B-23M	B-39M	B-40M	B-41M	B-42M	B-43M	B-44M	B-48M	B-49M
Biochemical Oxygen Demand	mg/l	< 2.8	< 4.4	< 1.8	< 2.7	< 2	< 5.3	< 2.4	< 2.4	< 3.6	< 2.7	< 2.3	< 2.8	8.2	< 1.9	22.8
Chemical Oxygen Demand	mg/l	38.1 J	29 J	< 12.8	24.4 J	< 12.8	15.3 J	< 12.8	15.3 J	15.3 J	17.6 J	< 12.8	< 12.8	26.7 J	< 12.8	76.9
Chloride	mg/l	392	270	76.8	305	69.6	85.7	79.3	78	46.1	69.8	104	59.1	51.4	74.6	55.6
Dissolved Organic Carbon	mg/l	2.3	1.3	1.6	2.7	1.6	1.6	1.7	2.1	1.5	1.3	1.8	1.5	1	1.6	0.76 J
Ethane	ug/l	49	< 1	< 1	13	< 1	< 1	< 1	1.3 J	< 1	< 1	< 1	< 1	19	< 1	24
Ethene	ug/l	13	< 1	< 1	38	< 1	< 1	< 1	< 1	< 1	< 1	< 1	< 1	11	< 1	< 1
Iron	mg/l	5.22	1.88	0.105 J	0.33	0.104 J	0.107 J	0.276	0.381	< 0.0522	0.166 J	< 0.0522	0.0553 J	0.171 J	< 0.0522	< 0.0522
Manganese	mg/l	0.252	0.0097	0.029	0.0739	0.0203	0.0145	0.0303	0.0181	0.0259	0.0152	0.0098	0.0275	0.0091	0.0138	0.0196
Methane	ug/l	1100	< 5	11 J	540	8.9 J	6.4 J	6.2 J	9.4 J	8.6 J	5.6 J	< 5	9 J	26	6.2 J	64
Nitrate Nitrogen	mg/l	< 0.25	0.65	0.3 J	< 0.25	< 0.25	< 0.25	< 0.25	1.2	0.35 J	< 0.25	0.88	< 0.25	< 0.25	1.3	< 0.25
Nitrite Nitrogen	mg/l	< 0.4	< 0.4	< 0.4	< 0.4	< 0.4	< 0.4	< 0.4	< 0.4	< 0.4	< 0.4	< 0.4	< 0.4	< 0.4	< 0.4	< 0.4
Sulfate	mg/l	125	66.9	418	189	560	443	249	252	705	139	107	998	1680	132	1690

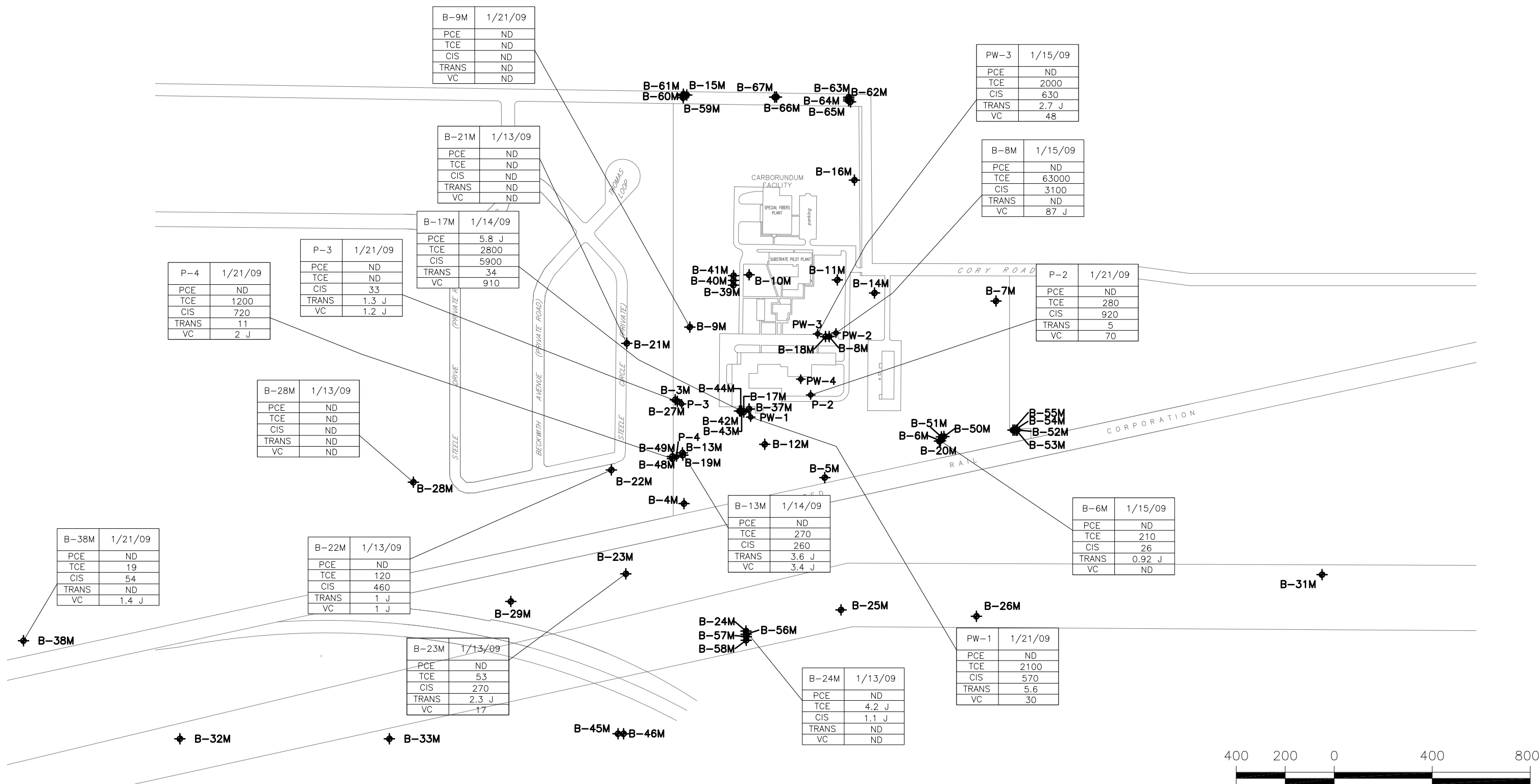
TABLE 7
MONITORING WELL GROUNDWATER SAMPLING DATA
JULY 2009 QUARTERLY SAMPLING EVENT
FORMER CARBORUNDUM COMPANY
WHEATFIELD, NEW YORK

Monitoring Well I.D.			Top of Riser Elevation (ft)	pH (standard units)	Specific Conductance (uS/cm)	Temperature (deg F)	Turbidity (NTU)	Remarks
	Date	Time						
P-2	7/13/09	13:25	619.67	7.19	1.34	65.1	54.7	Pumping well
P-3	7/8/09	15:05	627.35	8.09	1.96	56.5	6.72	Pumping well
P-4	7/9/09	14:15	624.45	7.57	0.70	54.6	2.21	Pumping well
PW-1	7/7/09	10:26	619.78	8.99	1.23	56.3	2	Pumping well
PW-3	7/7/09	12:10	618.28	9.61	1.35	54.9	13.8	Pumping well
PW-4	7/13/09	14:00	618.28	7.24	0.88	55.9	2.71	Pumping well
B3-M	7/8/09	14:45	625.59	9.22	1.23	54.8	584	
B4-M	7/9/09	7:55	622.24	8.3	1.47	60.7	32.5	
B5-M	7/13/09	9:20	620.83	8.24	0.70	52.4	296	
B-6M	7/9/09	10:30	615.69	7.05	1.23	53.6	29.1	
B-7M	7/8/09	8:13	616.22	7.33	0.79	54.7	729	
B-8M	7/7/09	12:00	618.57	8.46	4.26	54.9	803	
B-9M	7/7/09	14:45	623.03	8.10	0.82	53.4	542	
B-10M	7/7/09	14:10	622.07	8.37	1.80	54.3	244	
B-11M	7/7/09	15:30	622.81	8.28	2.53	53.2	390	
B-12M	7/13/09	10:00	622.17	8.18	1.16	56.1	310	
B-13M	7/9/09	15:00	618.69	7.23	1.29	54.0	37.7	
B-15M	7/8/09	13:30	623.98	8.87	1.45	52.2	35.1	
B-16M	7/8/09	11:00	626.08	8.74	1.00	51.7	67.4	
B-17M	7/7/09	11:30	626.01	8.69	1.75	55.3	209	
B-18M	7/7/09	11:51	622.56	8.86	1.49	53.7	20.7	
B-19M	7/9/09	15:15	617.71	7.4	1.47	57.0	25.9	
B-20M	7/9/09	12:00	622.62	7.02	1.61	53.1	3.98	
B-21M	7/13/09	12:00	618.31	6.77	0.96	54.1	747	
B-22M	7/13/09	11:20	619.35	6.97	1.15	55.7	12.9	
B-23M	7/14/09	14:50	609.81	6.27	1.11	53.5	7.96	
B-24M	7/15/09	9:25	626.12	6.10	1.22	52.1	60	
B-26M	7/14/09	9:10	618.06	6.59	0.93	52.0	115	
B-27M	7/8/09	15:15	626.04	8.93	1.27	54.7	4.17	
B-28M	7/13/09	10:45	622.62	7.25	1.09	54.6	74.1	
B-29M	7/14/09	13:40	618.31	6.88	1.06	54.8	78.6	
B-31M	7/14/09	10:45	613.78	6.75	0.80	51.8	27.3	
B-32M	7/14/09	11:30	619.35	7.93	1.31	51.9	32.1	
B-33M	7/14/09	12:00	612.43	7.20	1.17	54.9	56.9	
B-38M	7/13/09	13:45	609.81	6.54	1.03	53.2	13.6	
B-39M	7/7/09	13:15	626.12	8.54	1.20	53.4	15.6	
B-40M	7/7/09	13:30	626.23	9.8	1.45	53.9	13.1	
B-41M	7/7/09	14:25	626.31	8.96	1.37	54.3	14.1	
B-42M	7/7/09	9:15	623.76	8.55	1.22	55.7	6.39	
B-43M	7/7/09	11:10	623.64	8.71	1.65	55.7	9.72	
B-44M	7/7/09	11:06	623.29	8.57	2.94	54.8	142	
B-45M	7/14/09	15:15	612.12	6.78	1.99	51.3	596	
B-46M	7/14/09	15:00	613.46	6.97	1.19	51.8	62.6	
B-48M	7/9/09	14:10	625.40	7.00	1.38	53.4	7.63	
B-49M	7/9/09	14:35	625.56	7.21	3.00	55.2	56.5	
B-50M	7/9/09	11:40	616.47	6.94	1.01	52.6	47.8	
B-51M	7/9/09	11:10	616.48	6.90	1.60	55.9	16.5	
B-52M	7/9/09	10:00	616.26	7.17	1.40	55.2	>1000	
B-53M	7/9/09	9:30	616.14	6.90	1.09	54.3	20.0	
B-54M	7/9/09	11:20	616.00	10.22	1.06	54.1	134	
B-55M	7/9/09	11:15	615.59	7.01	4.01	56.1	18.3	
B-56M	7/15/09	10:05	617.78	6.53	1.04	54.5	37	
B-57M	7/15/09	12:00	617.80	7.71	2.03	53.5	20	
B-58M	7/15/09	11:40	617.99	8.39	1.26	53.9	24	
B-59M	7/8/09	13:43	625.53	8.84	1.68	56.3	369	
B-60M	7/8/09	14:25	625.67	9.37	1.46	54.4	33.9	
B-61M	7/8/09	14:15	625.72	8.86	1.27	54.3	68.2	
B-62M	7/8/09	11:00	623.89	8.48	3.51	54.7	20.5	
B-63M	7/8/09	9:17	624.14	6.16	1.42	51.4	185	
B-64M	7/8/09	9:53	623.95	7.93	0.84	51.3	46.0	
B-65M	7/8/09	10:19	626.23	8.96	1.90	52.8	37.4	
B-66M	7/7/09	11:35	626.31	8.85	0.94	54.0	42	
B-67M	7/8/09	11:30	623.76	8.8	1.0	52.8	65.8	

TABLE 8
MONITORING WELL GROUNDWATER SAMPLING DATA - OCTOBER 2009
FORMER CARBORUNDUM COMPANY
WHEATFIELD, NEW YORK

Monitoring Well I.D.	Date	Time	Top of Riser Elevation (ft)	pH (standard units)	Specific Conductance (uS/cm)	Temperature (deg F)	Turbidity (NTU)	Remarks
P-2	10/7/09	1145	619.67	9.1	0.88	55.2	26.2	
P-3	10/5/09	1530	627.35	9.68	1.6	57.3	26	
P-4	10/5/09	1450	624.45	9.59	1.11	52.5	4.2	
PW-1	10/7/09	925	619.78	9.01	0.98	53.6	2.85	
PW-3	10/6/09	1520	618.28	7.57	0.88	59.7	30	
PW-4	10/6/09	1340	618.28	8.53	0.88	58.0	0.65	
B-6M	10/6/09	915	615.69	9.19	1.06	51.8	40	
B-8M	10/7/09	1240	618.57	8.74	3.5	55.8	483	
B-9M	10/6/09	1315	623.03	8.37	0.67	56.3	36	
B-10M	10/6/09	1500	622.07	7.56	1.47	57.4	12	
B-13M	10/5/09	1030	618.69	8.53	1.02	52.6	16	
B-17M	10/7/09	130	626.01	9.0	0.73	55.0	38.8	
B-19M	10/5/09	1000	617.71	8.55	1.25	52.5	15	
B-21M	10/6/09	1245	618.31	8.2	1.02	55.6	600	
B-22M	10/6/09	1215	619.35	8.37	1.18	54.4	14	
B-23M	10/5/09	1300	609.81	9.01	1.10	52.5	20	
B-24M	10/5/09	1215	626.12	8.68	1.14	51.9	85	
B-28M	10/6/09	1135	622.62	8.53	1.05	53.7	350	
B-38M	10/6/09	1040	609.81	9.01	1.01	52.1	3.1	
B-39M	10/7/09	1345	626.12	9.2	1.14	52.8	14.1	
B-40M	10/7/09	1450	626.23	9.3	1.18	52.1	13.7	
B-41M	10/7/09	1610	626.31	8.9	1.79	52.6	15.9	
B-42M	10/7/09	1030	623.76	8.9	0.89	53.1	21.3	
B-43M	10/7/09	1040	623.64	8.91	1.30	53.3	15	
B-44M	10/7/09	1050	623.29	8.52	2.42	52.8	7.77	
B-48M	10/5/09	1415	625.40	8.2	0.93	52.1	1.0	
B-49M	10/5/09	1525	625.56	8.7	2.18	53.9	70	
B-56M	10/5/09	1130	617.78	9.25	1.15	51.0	45	
B-57M	10/5/09	1220	617.80	8.83	2.05	50.9	31	
Quarry Pond	10/6/09	1050		9.4	1.8	57.1	4.0	

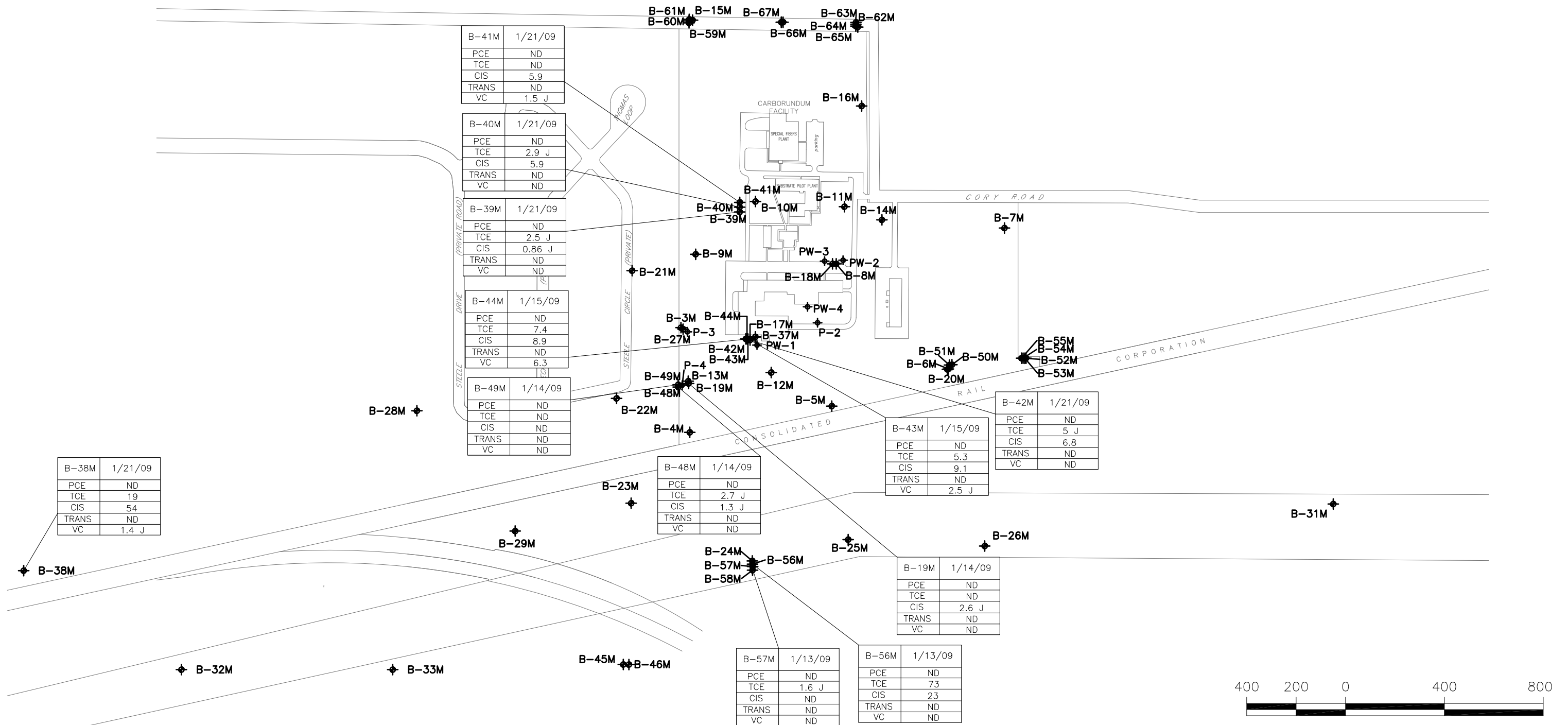
APPENDIX A
VOC ANALYTICAL SUMMARY PLOTS AND GROUNDWATER
ELEVATION CONTOUR MAPS – 2009

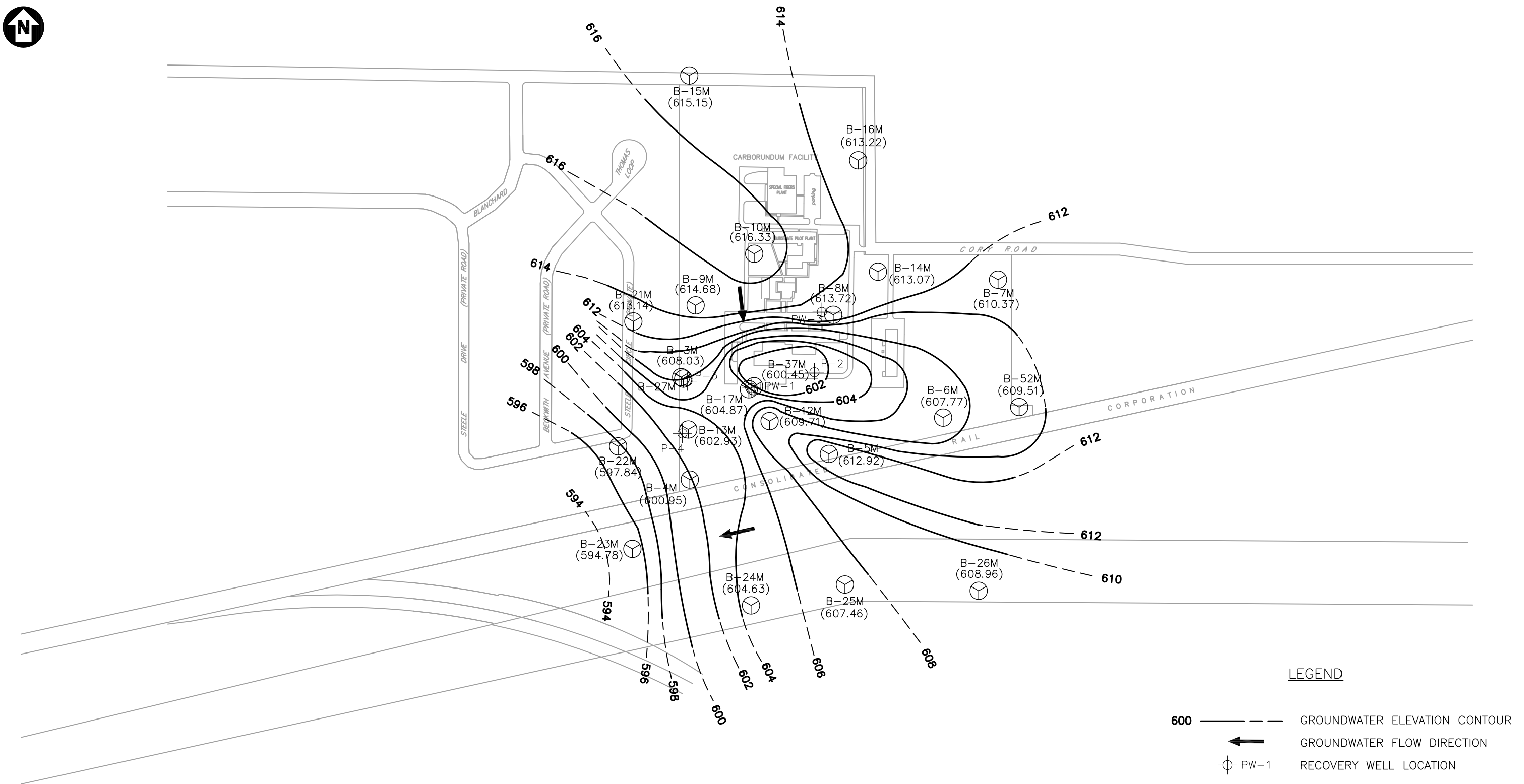


WELL	DATE
COMPOUND	CONCENTRATION (ug/L)
PCE = TETRACHLOROETHENE	
TCE = TRICHLOROETHENE	
CIS = CIS-1,2-DICHLOROETHENE	
TRANS = TRANS-1,2-DICHLOROETHENE	
VC = VINYL CHLORIDE	

PARSONS
40 LA RIVIERE DRIVE, SUITE 350
BUFFALO, NEW YORK 14202
716-541-0730

FIGURE 3
ATLANTIC RICHFIELD COMPANY
FORMER CARBORUNDUM FACILITY
SUMMARY OF VOC ANALYTICAL RESULTS IN
TOP OF ROCK AND ZONE 1
JANUARY 2009 QUARTERLY SAMPLING EVENT

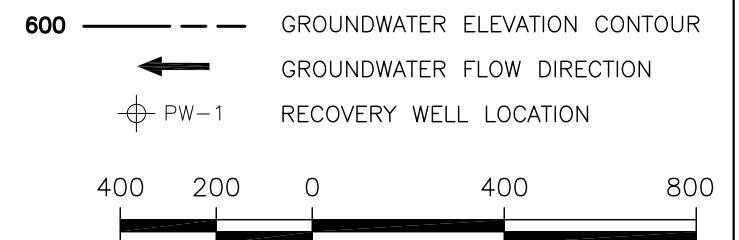


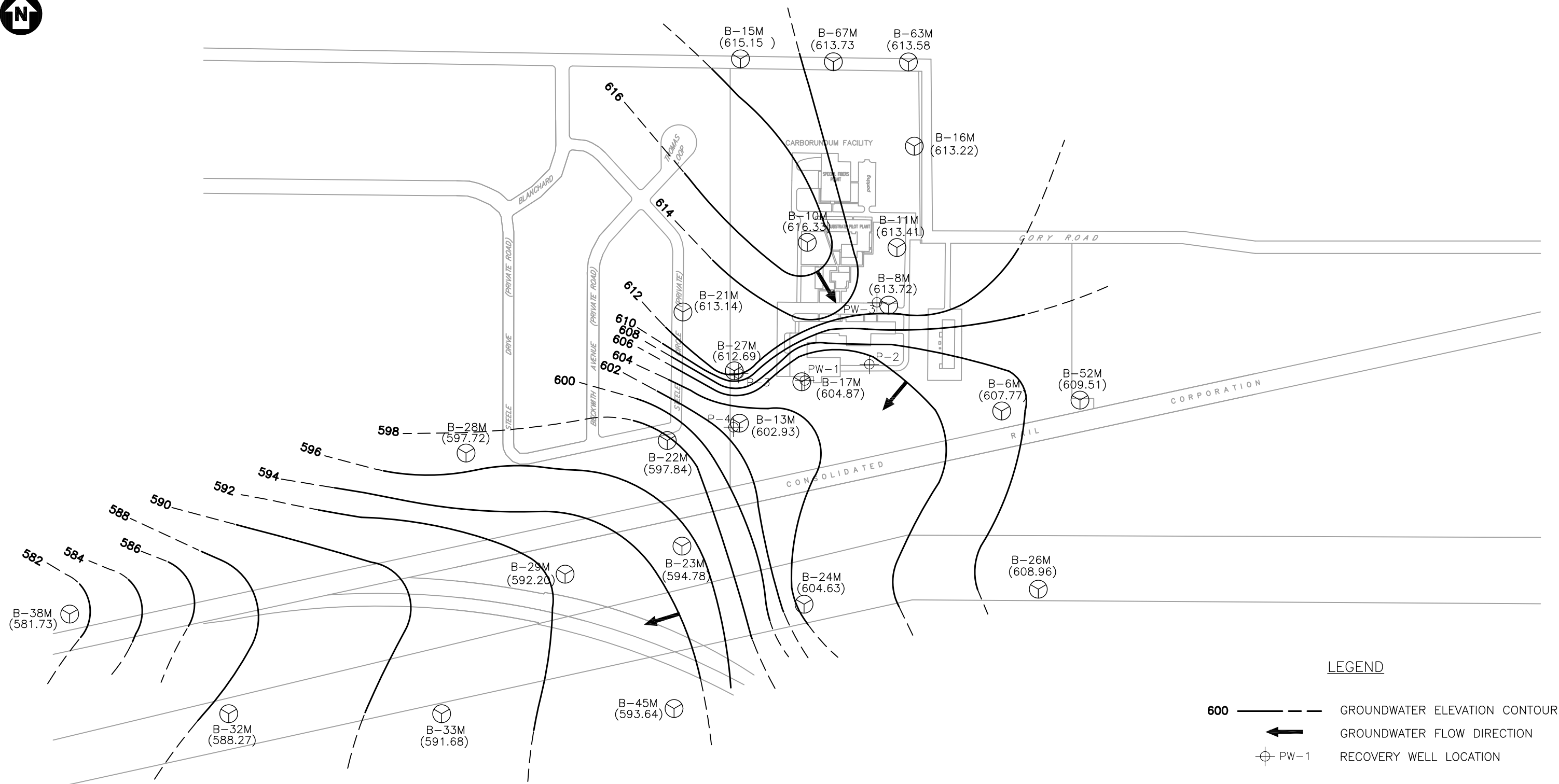


NOTES:

1. B-10M, B-13M, B-15M, B-16M, B-17M, B-21M, B-22M, B-23M, B-24M, B-26M, B-27M, B-52M, B-6M, B-8M, AND P-4 ARE SCREENED IN BOTH THE TOP OF ROCK ZONE AND ZONE 1.
2. B-29M AND B-38M ARE SCREENED IN BOTH ZONE 1 AND ZONE 2.

LEGEND





NOTE:

1. B-10M, B-13M, B-15M, B-16M, B-17M, B-21M, B-22M, B-23M, B-24M, B-26M, B-27M, B-52M, B-6M, B-8M, AND P-4 ARE SCREENED IN BOTH THE TOP OF ROCK ZONE AND ZONE 1.

FILE NAME: P:\442951 BP SANBORN (BUFFALO)\ENGR\CAD\2009\442951SK001 (JAN 2009).DWG
PLOT DATE: 4/2/2009 10:26 AM PLOTTED BY: RUSSO, JILL

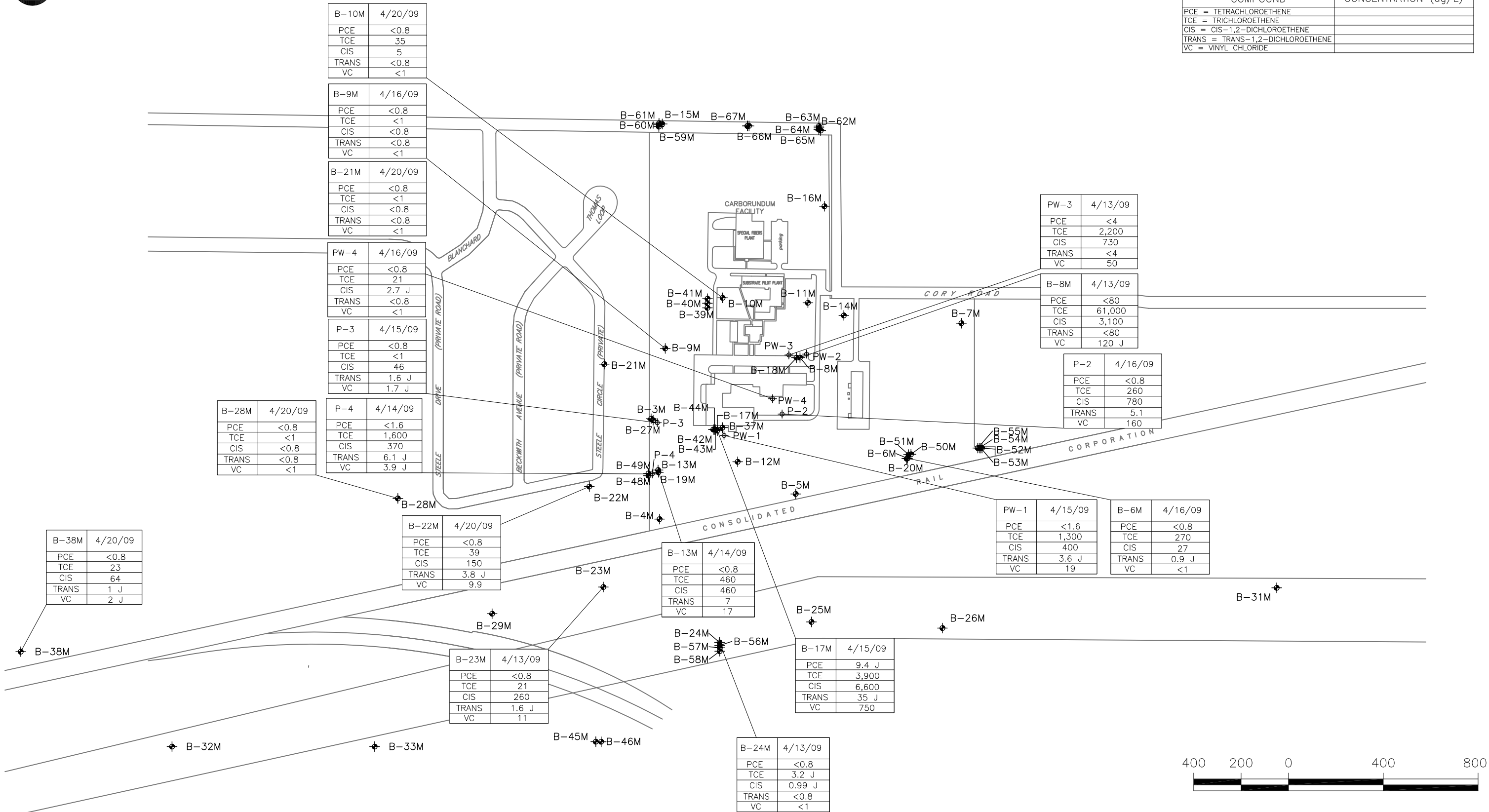
PARSONS
40 LA RIVIERE DRIVE, SUITE 350
BUFFALO, NEW YORK 14202
716-541-0730

FIGURE 6

ATLANTIC RICHFIELD COMPANY
FORMER CARBORUNDUM FACILITY
GROUNDWATER ELEVATION
ZONE 1—JANUARY 2009



WELL	DATE
COMPOUND	CONCENTRATION (ug/L)
PCE = TETRACHLOROETHENE	
TCE = TRICHLOROETHENE	
CIS = CIS-1,2-DICHLOROETHENE	
TRANS = TRANS-1,2-DICHLOROETHENE	
VC = VINYL CHLORIDE	





WELL	DATE
COMPOUND	CONCENTRATION (ug/L)
PCE = TETRACHLOROETHENE	
TCE = TRICHLOROETHENE	
CIS = CIS-1,2-DICHLOROETHENE	
TRANS = TRANS-1,2-DICHLOROETHENE	
VC = VINYL CHLORIDE	

B-40M	4/16/09
PCE	<0.8
TCE	2.5 J
CIS	3.9 J
TRANS	<0.8
VC	<1

B-39M	4/16/09
PCE	<0.8
TCE	4.1 J
CIS	1.7 J
TRANS	<0.8
VC	<1

B-44M	4/15/09
PCE	<0.8
TCE	4.4 J
CIS	5.8
TRANS	<0.8
VC	5 J

B-42M	4/15/09
PCE	<0.8
TCE	3.7 J
CIS	11
TRANS	1.3 J
VC	<1

B-49M	4/14/09
PCE	<0.8
TCE	<1
CIS	<0.8
TRANS	<0.8
VC	<1

B-41M	4/16/09
PCE	<0.8
TCE	<1
CIS	6.8
TRANS	<0.8
VC	1.4 J

B-43M	4/15/09
PCE	<0.8
TCE	<1
CIS	7.2
TRANS	<0.8
VC	2.2 J

B-19M	4/14/09
PCE	<0.8
TCE	<1
CIS	3.5 J
TRANS	<0.8
VC	1.3 J

B-48M	4/14/09
PCE	<0.8
TCE	2.9 J
CIS	1 J
TRANS	<0.8
VC	<1

B-56M	4/13/09
PCE	<0.8
TCE	64
CIS	17
TRANS	<0.8
VC	<0.1

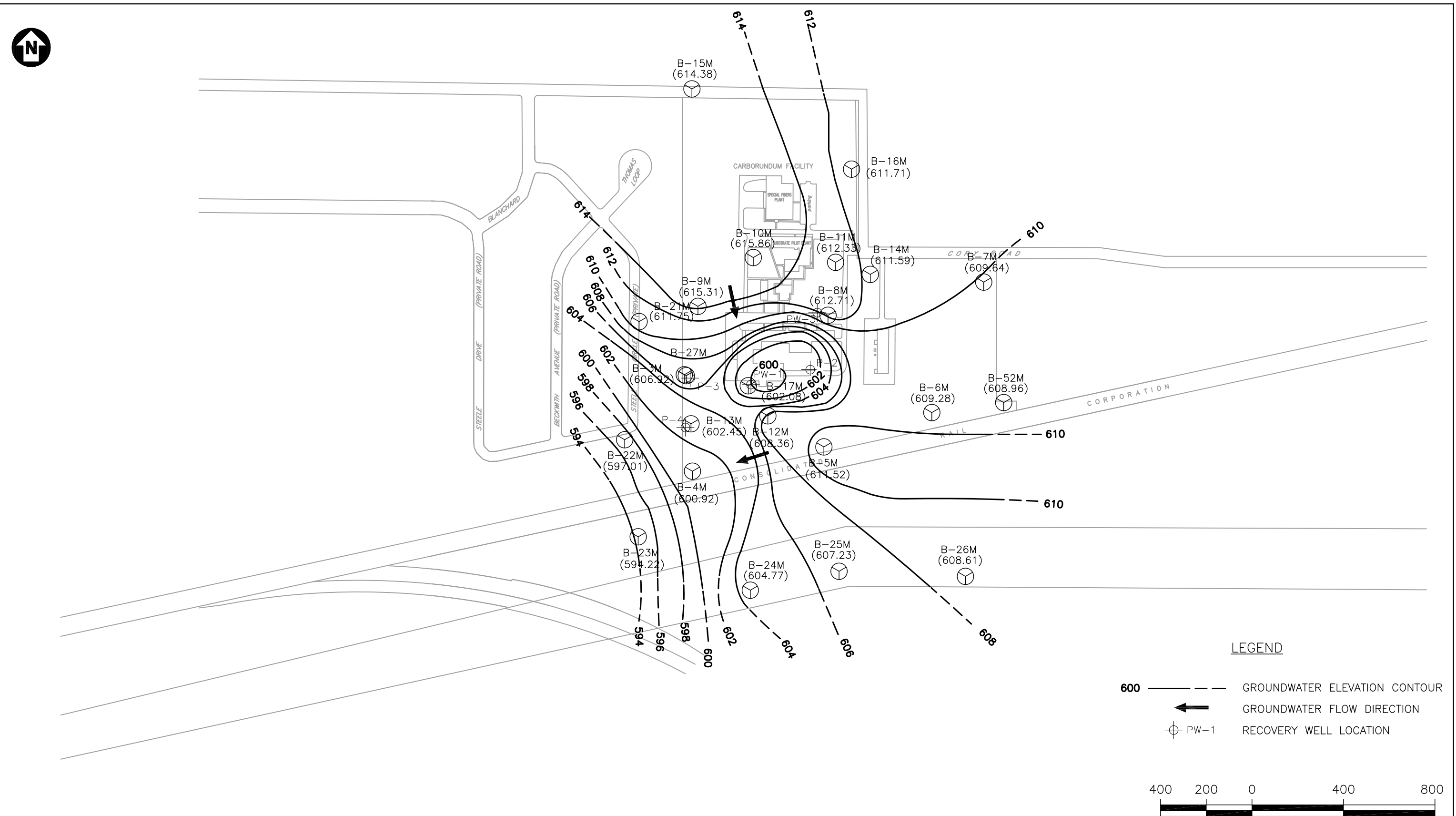
B-57M	4/13/09
PCE	<0.8
TCE	<1
CIS	<0.8
TRANS	<0.8
VC	<1



FIGURE 4

ATLANTIC RICHFIELD COMPANY
FORMER CARBORUNDUM FACILITY
SUMMARY OF VOC ANALYTICAL RESULTS FOR
ZONES 2, 3, 4, AND 5
APRIL 2009 QUARTERLY SAMPLING EVENT

PARSONS
40 LA RIVIERE DRIVE
BUFFALO, NEW YORK 14202
716-541-0730



1. B-10M, B-13M, B-15M, B-16M, B-17M, B-21M, B-22M, B-23M, B-24M, B-26M, B-27M, B-52M, B-6M, B-8M, AND P-4 ARE SCREENED IN BOTH THE TOP OF ROCK ZONE AND ZONE 1.

PARSONS
40 LA RIVIERE DRIVE, SUITE 350
BUFFALO, NEW YORK 14202
716-541-0730

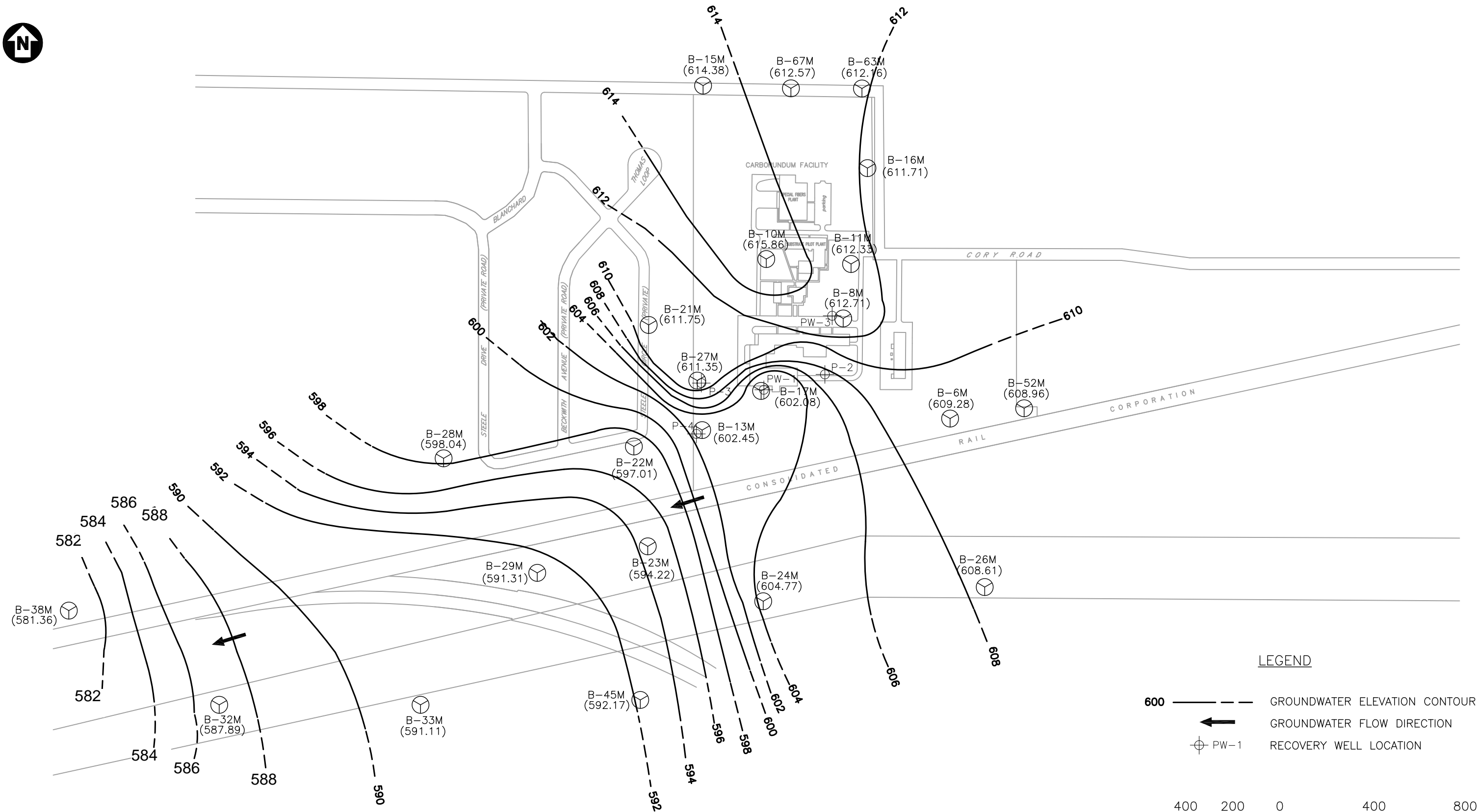
600 — — — GROUNDWATER ELEVATION CONTOUR

← GROUNDWATER FLOW DIRECTION

⊗ PW-1 RECOVERY WELL LOCATION

400 200 0 400 800

ATLANTIC RICHFIELD COMPANY
FORMER CARBORUNDUM FACILITY
GROUNDWATER ELEVATION
TOP OF ROCK—APRIL 2009



NOTE:

1. B-10M, B-13M, B-15M, B-16M, B-17M, B-21M, B-22M, B-23M, B-24M, B-26M, B-27M, B-52M, B-6M, B-8M, AND P-4 ARE SCREENED IN BOTH THE TOP OF ROCK ZONE AND ZONE 1.

LEGEND

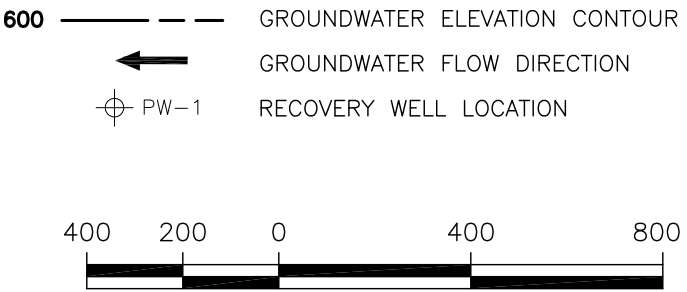
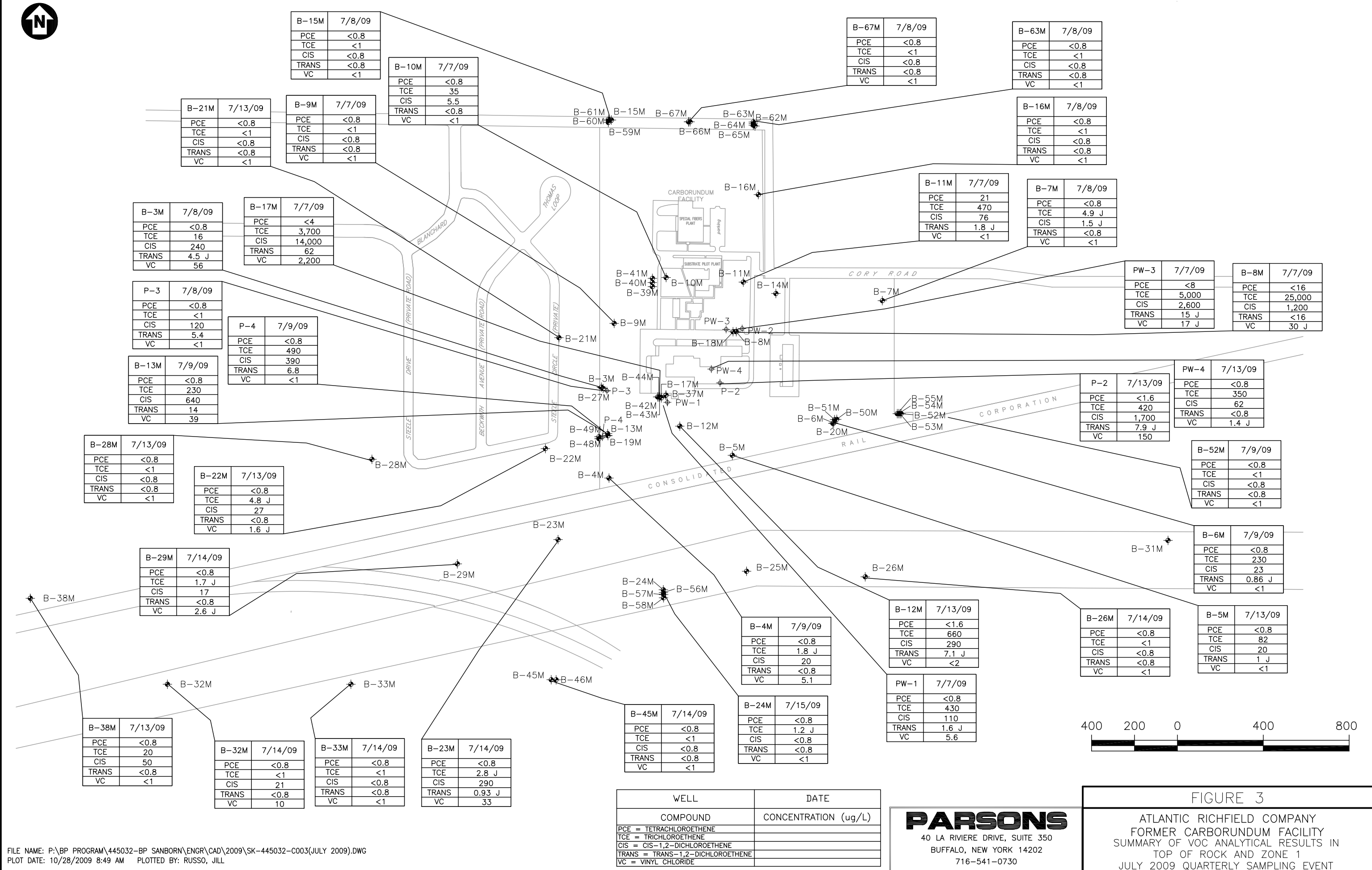


FIGURE 6

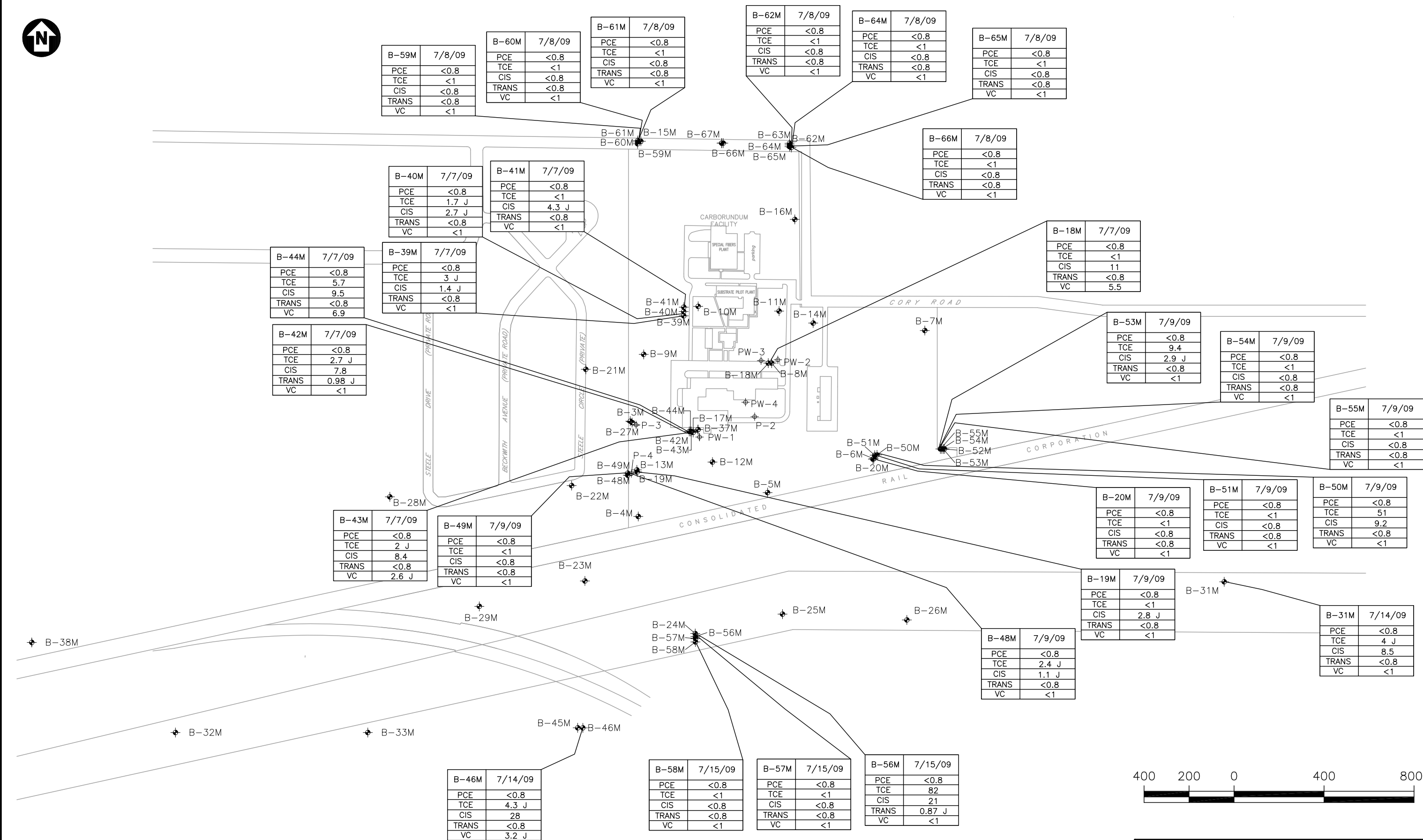
ATLANTIC RICHFIELD COMPANY
FORMER CARBORUNDUM FACILITY
**GROUNDWATER ELEVATION
ZONE 1—APRIL 2009**



WELL	DATE
COMPOUND	CONCENTRATION (ug/L)
PCE = TETRACHLOROETHENE	
TCE = TRICHLOROETHENE	
CIS = CIS-1,2-DICHLOROETHENE	
TRANS = TRANS-1,2-DICHLOROETHENE	
VC = VINYL CHLORIDE	

FIGURE 3

ATLANTIC RICHFIELD COMPANY
FORMER CARBORUNDUM FACILITY
SUMMARY OF VOC ANALYTICAL RESULTS IN
TOP OF ROCK AND ZONE 1
JULY 2009 QUARTERLY SAMPLING EVENT

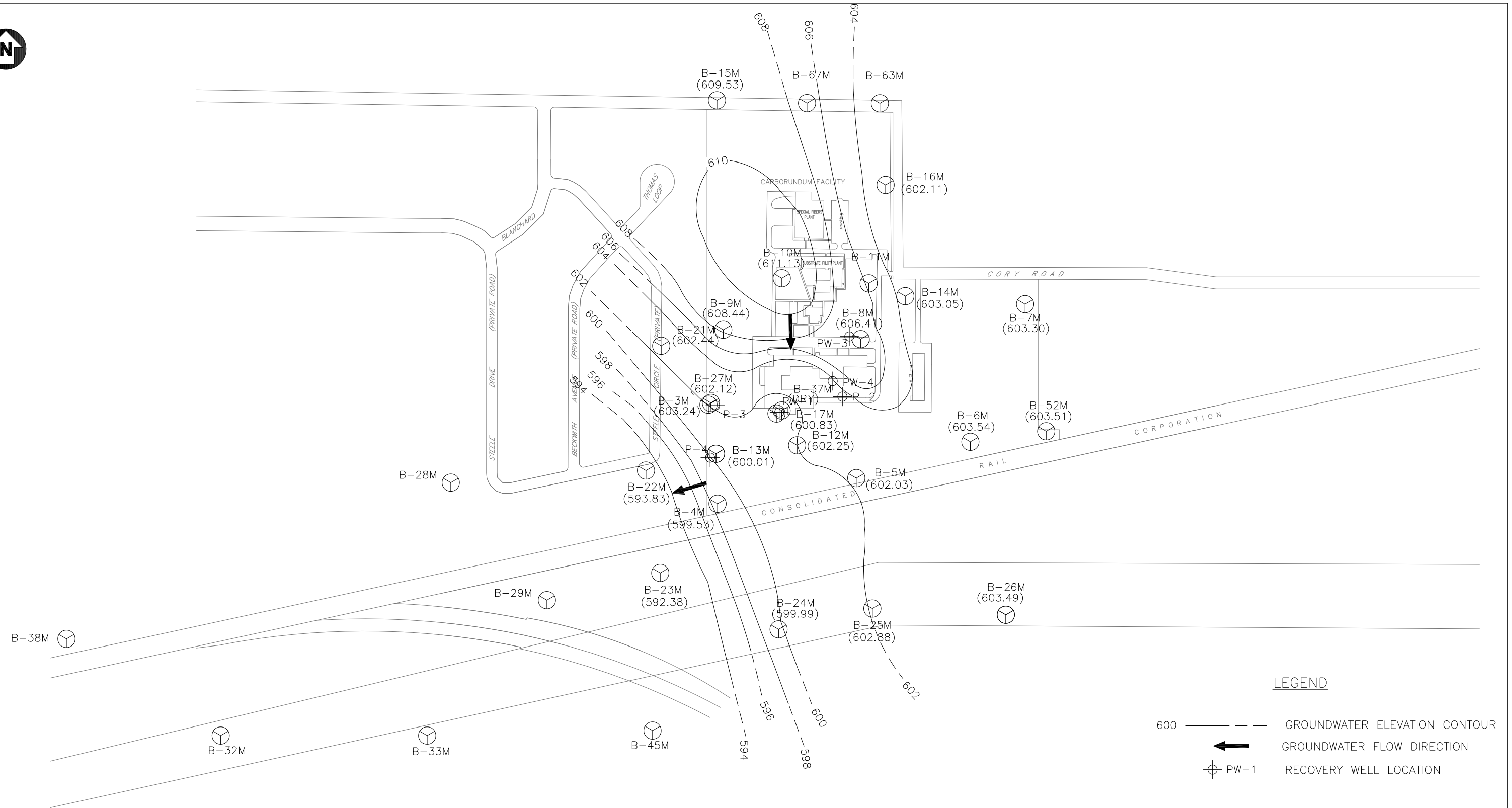


WELL	DATE
COMPOUND	CONCENTRATION (ug/L)
PCE = TETRACHLOROETHENE	
TCE = TRICHLOROETHENE	
CIS = CIS-1,2-DICHLOROETHENE	
TRANS = TRANS-1,2-DICHLOROETHENE	
VC = VINYL CHLORIDE	

PARSONS
40 LA RIVIERE DRIVE, SUITE 350
BUFFALO, NEW YORK 14202
716-541-0730

FIGURE 4

ATLANTIC RICHFIELD COMPANY
FORMER CARBORUNDUM FACILITY
SUMMARY OF VOC ANALYTICAL RESULTS IN
ZONES 2, 3, 4 & 5
JULY 2009 QUARTERLY SAMPLING EVENT

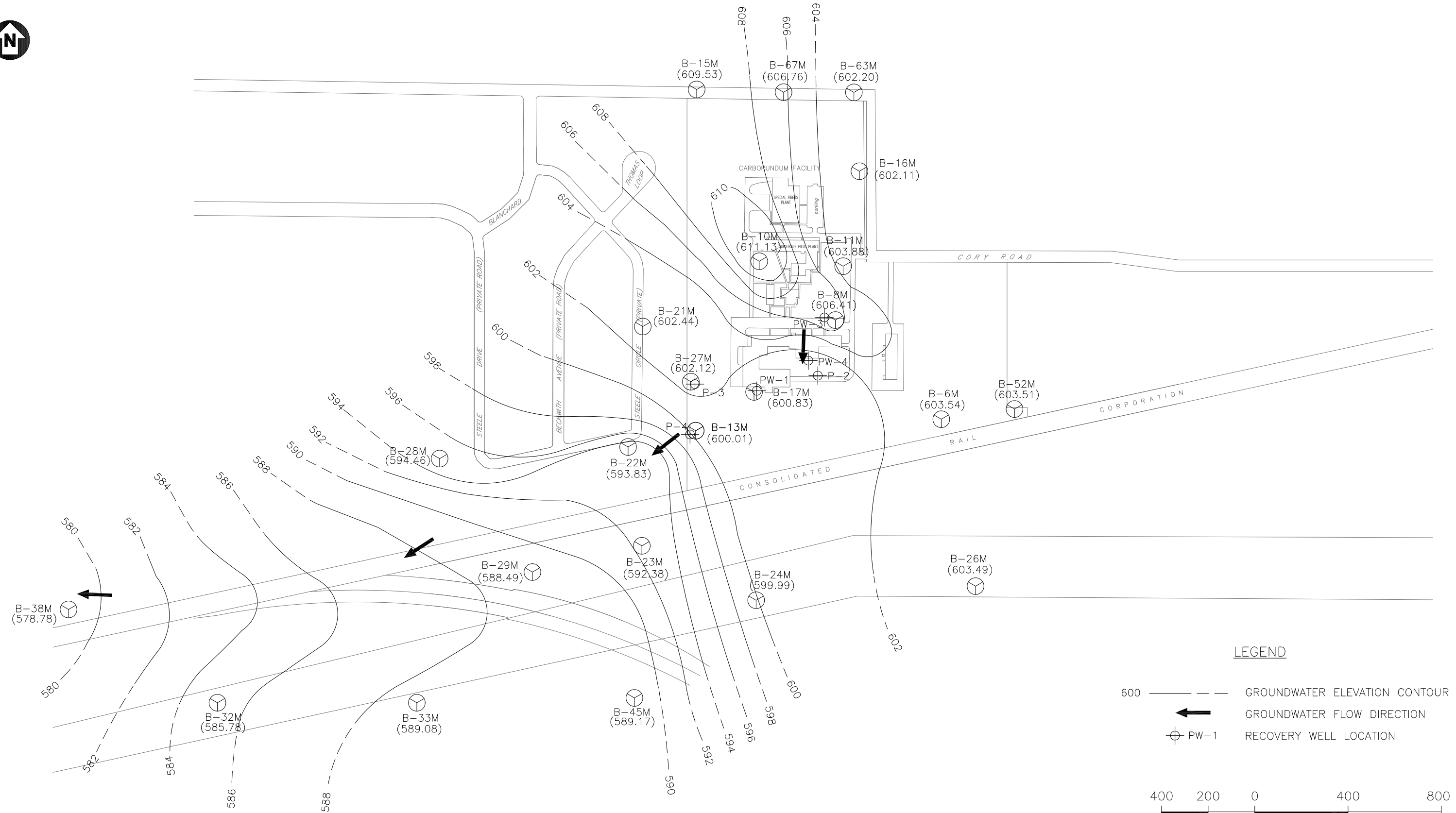


NOTE:

1. B-10M, B-13M, B-15M, B-16M, B-17M, B-21M, B-22M, B-23M, B-24M, B-26M, B-27M, B-52M, B-6M, B-8M, AND P-4 ARE SCREENED IN BOTH THE TOP OF ROCK ZONE AND ZONE 1.

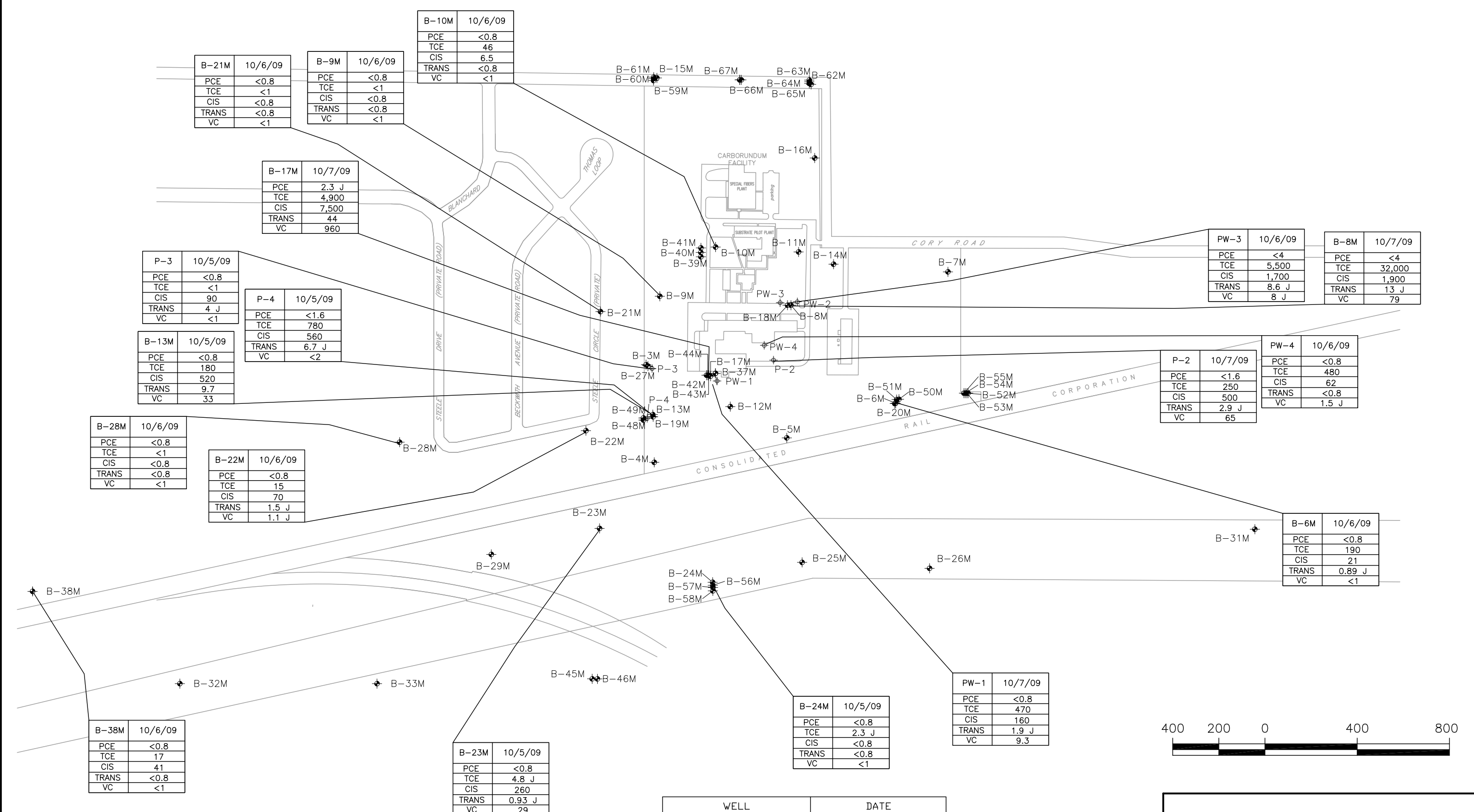
FIGURE 5

ATLANTIC RICHFIELD COMPANY
FORMER CARBORUNDUM FACILITY
GROUNDWATER ELEVATION
TOP OF ROCK - JULY 2009

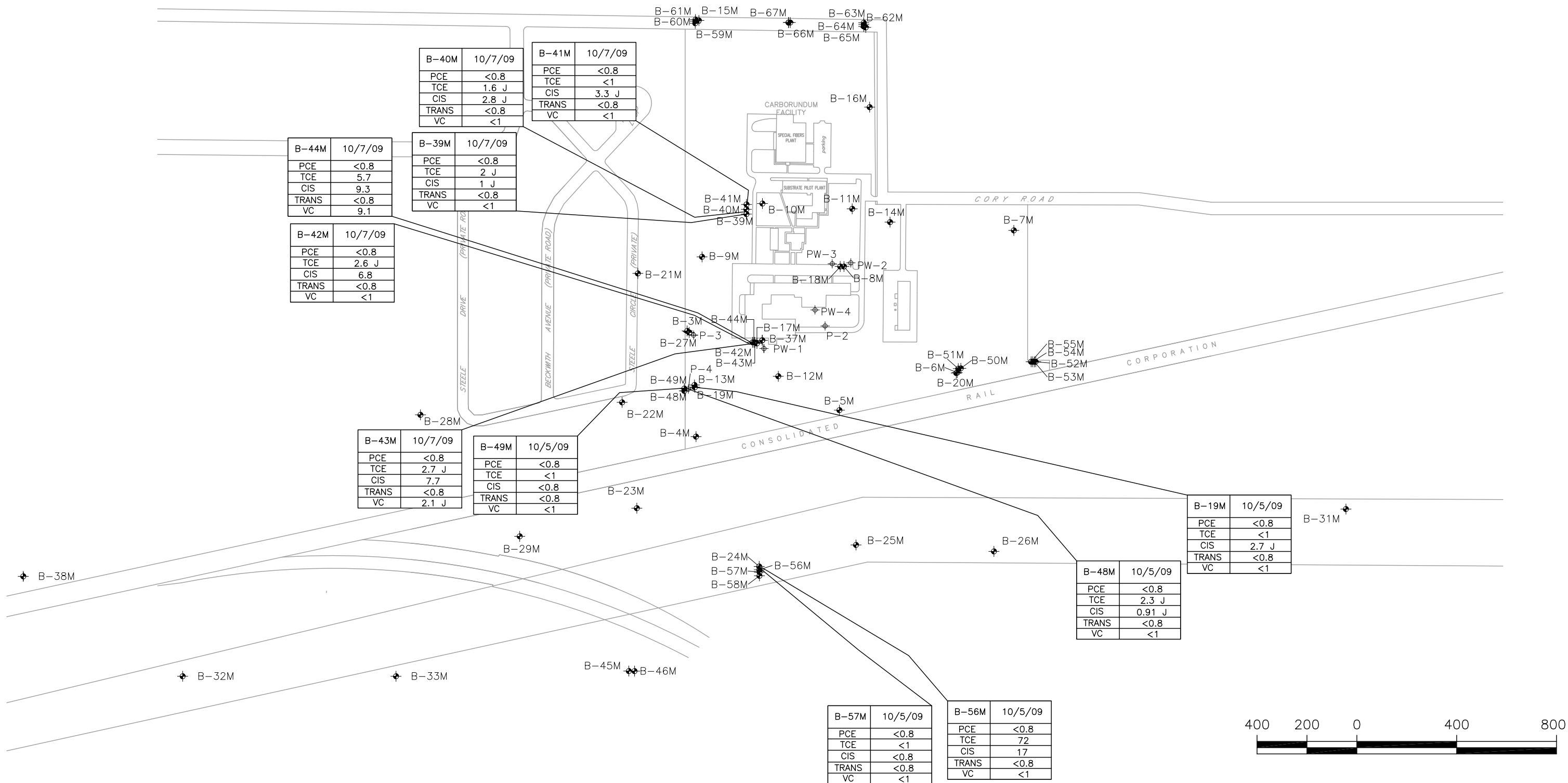


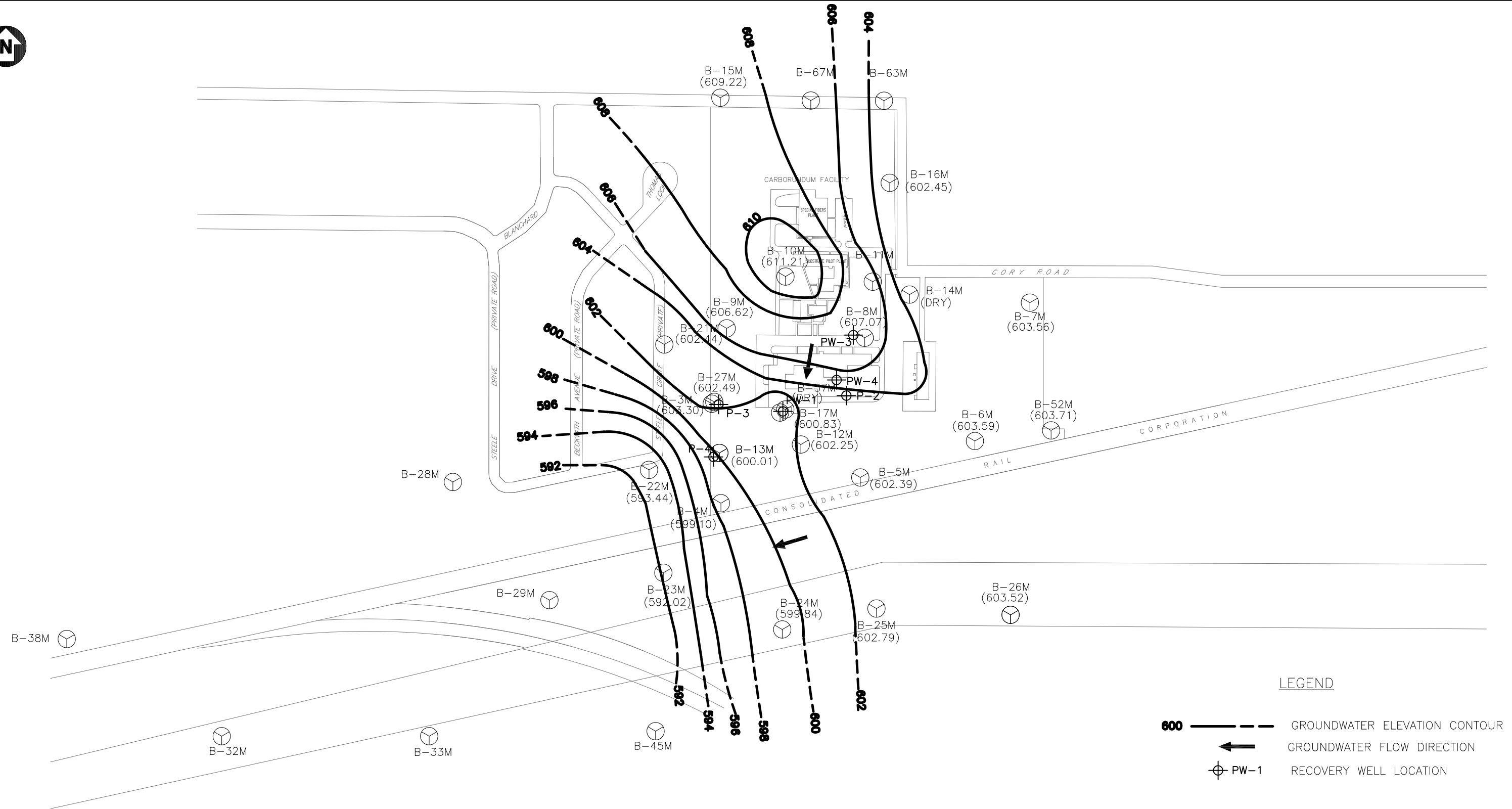
NOTE:

1. B-10M, B-13M, B-15M, B-16M, B-17M, B-21M, B-22M, B-23M, B-24M, B-26M, B-27M, B-52M, B-6M, B-8M, AND P-4 ARE SCREENED IN BOTH THE TOP OF ROCK ZONE AND ZONE 1.



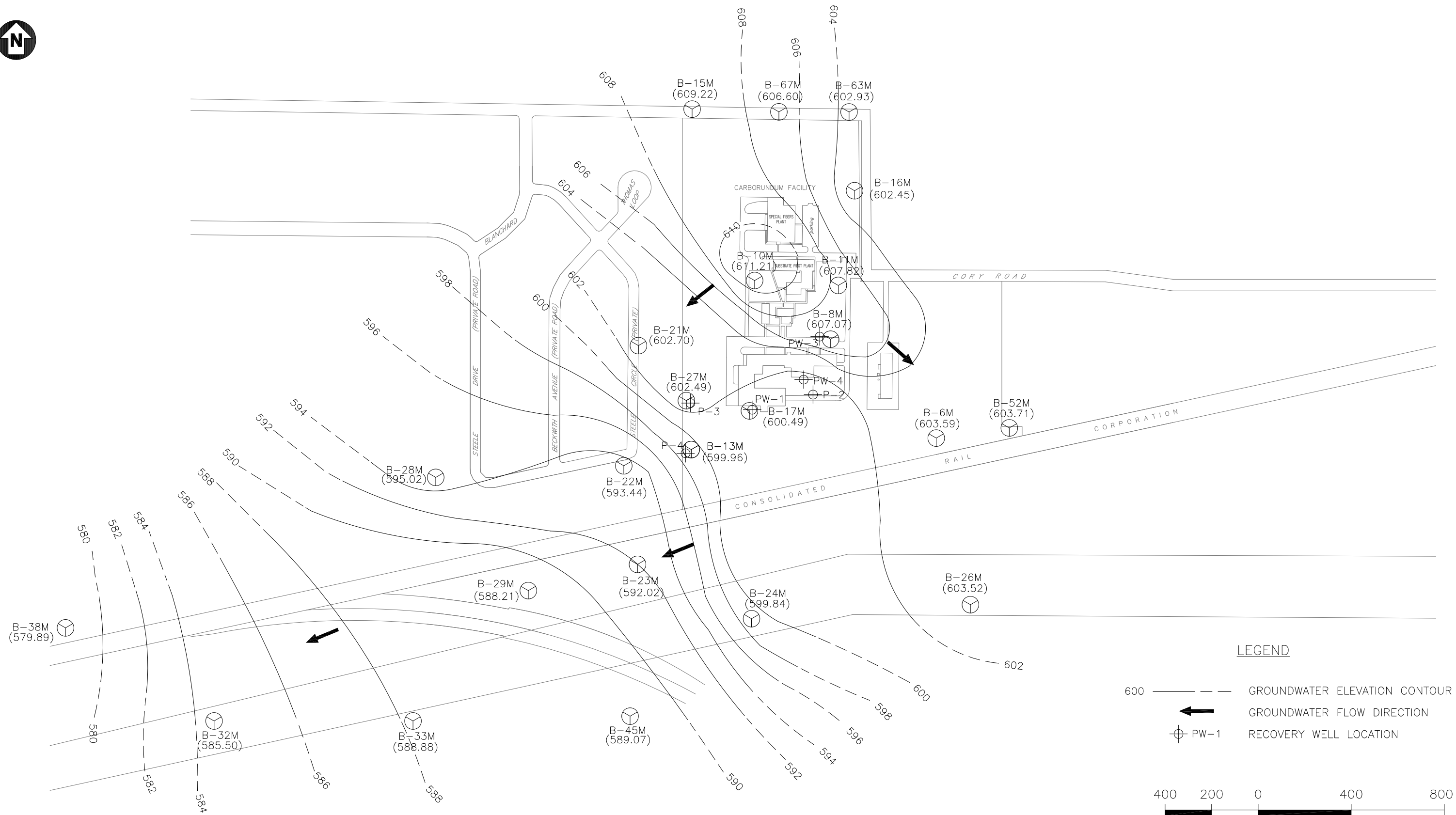
ATLANTIC RICHFIELD COMPANY
FORMER CARBORUNDUM FACILITY
SUMMARY OF VOC ANALYTICAL RESULTS IN
TOP OF ROCK AND ZONE 1
OCTOBER 2009 QUARTERLY SAMPLING EVENT





NOTE:

1. B-10M, B-13M, B-15M, B-16M, B-17M, B-21M, B-22M, B-23M, B-24M, B-26M, B-27M, B-52M, B-6M, B-8M, AND P-4 ARE SCREENED IN BOTH THE TOP OF ROCK ZONE AND ZONE 1.



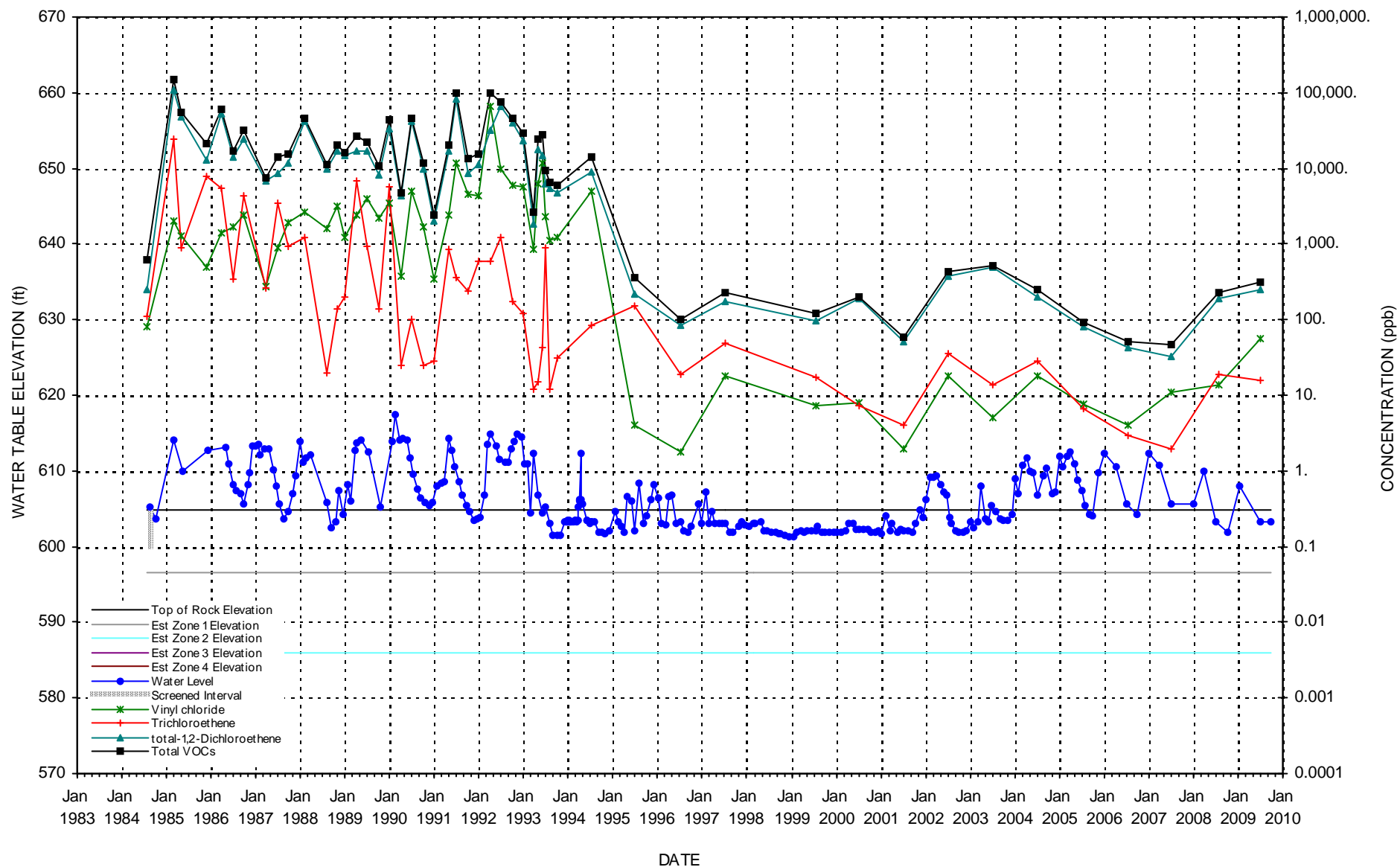
NOTE:

1. B-10M, B-13M, B-15M, B-16M, B-17M, B-21M, B-22M, B-23M, B-24M, B-26M, B-27M, B-52M, B-6M, B-8M, AND P-4 ARE SCREENED IN BOTH THE TOP OF ROCK ZONE AND ZONE 1.

APPENDIX B
TIME SERIES PLOTS FROM WATER LEVELS AND WATER QUALITY
DATABASE

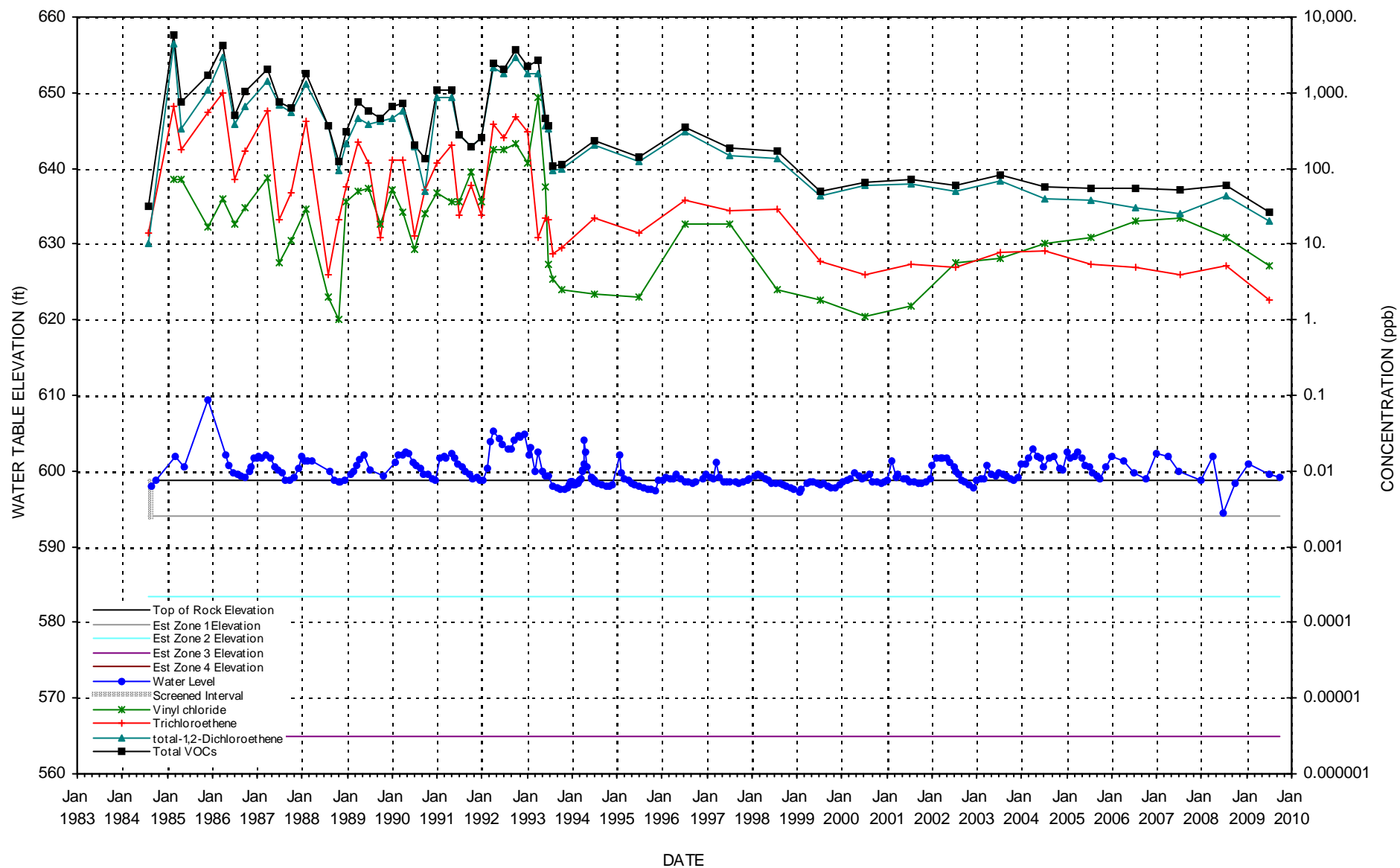
WATER LEVELS & CHLORINATED SOLVENT CONCENTRATIONS

WELL B- 3M



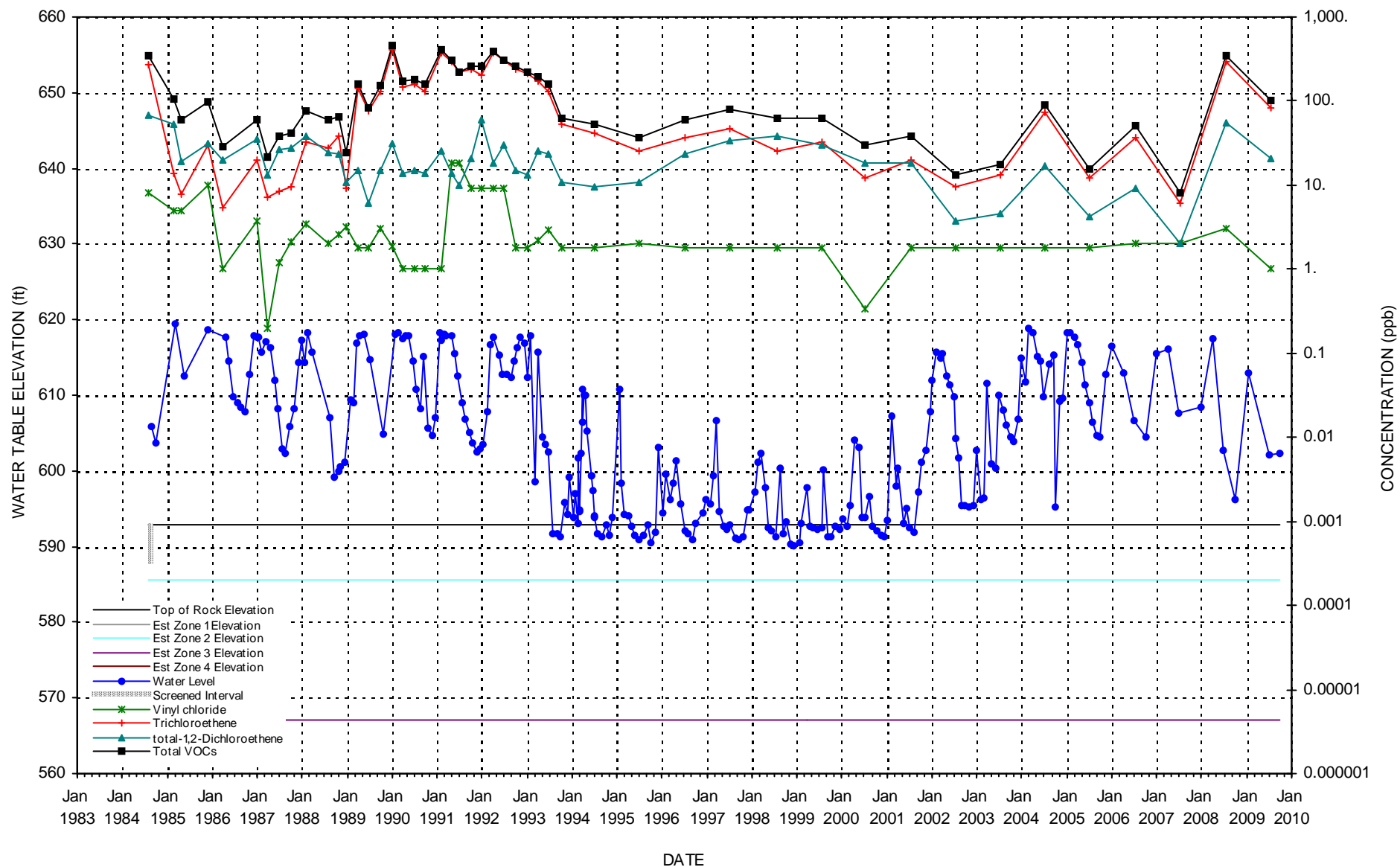
WATER LEVELS & CHLORINATED SOLVENT CONCENTRATIONS

WELL B- 4M



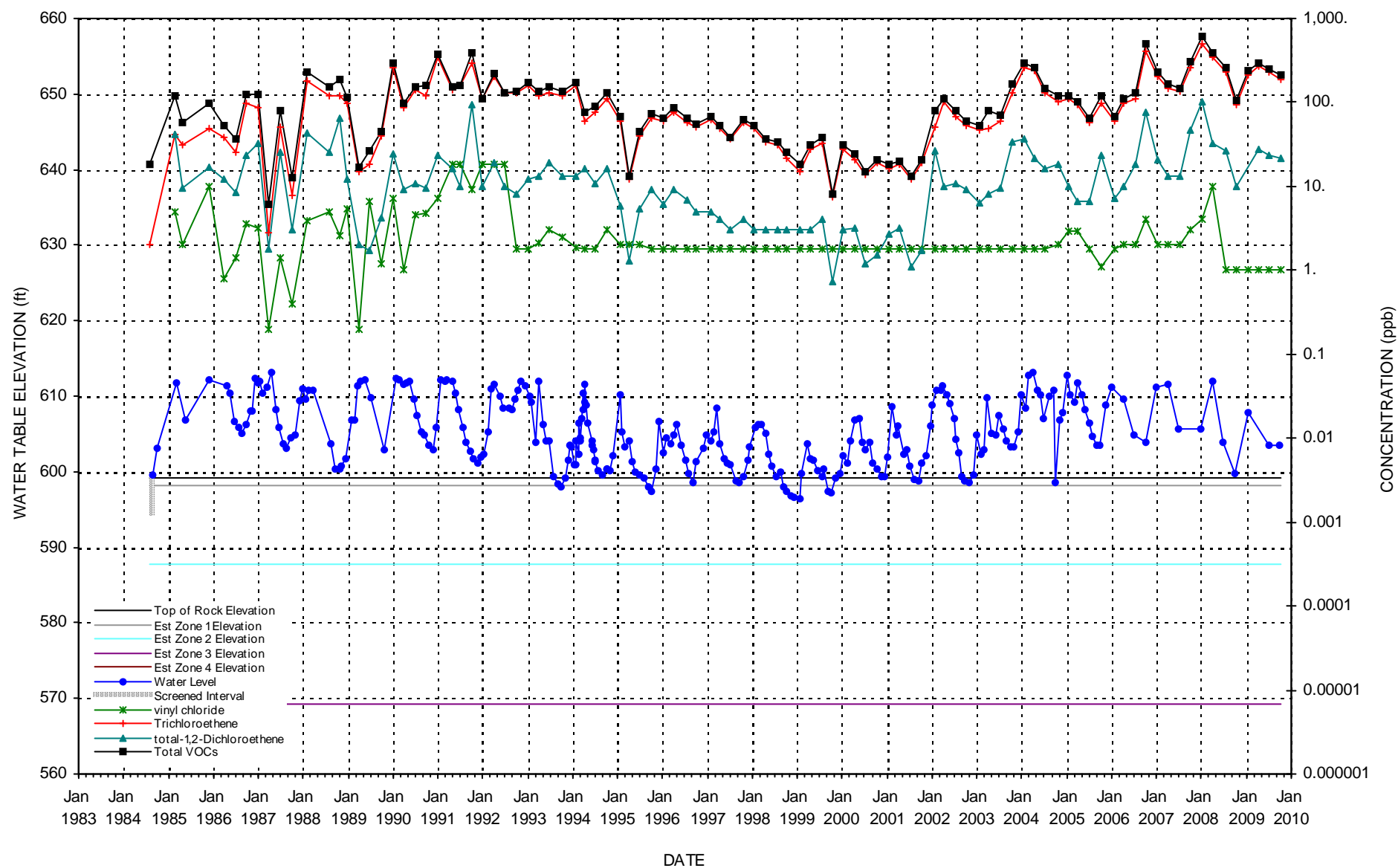
WATER LEVELS & CHLORINATED SOLVENT CONCENTRATIONS

WELL B- 5M



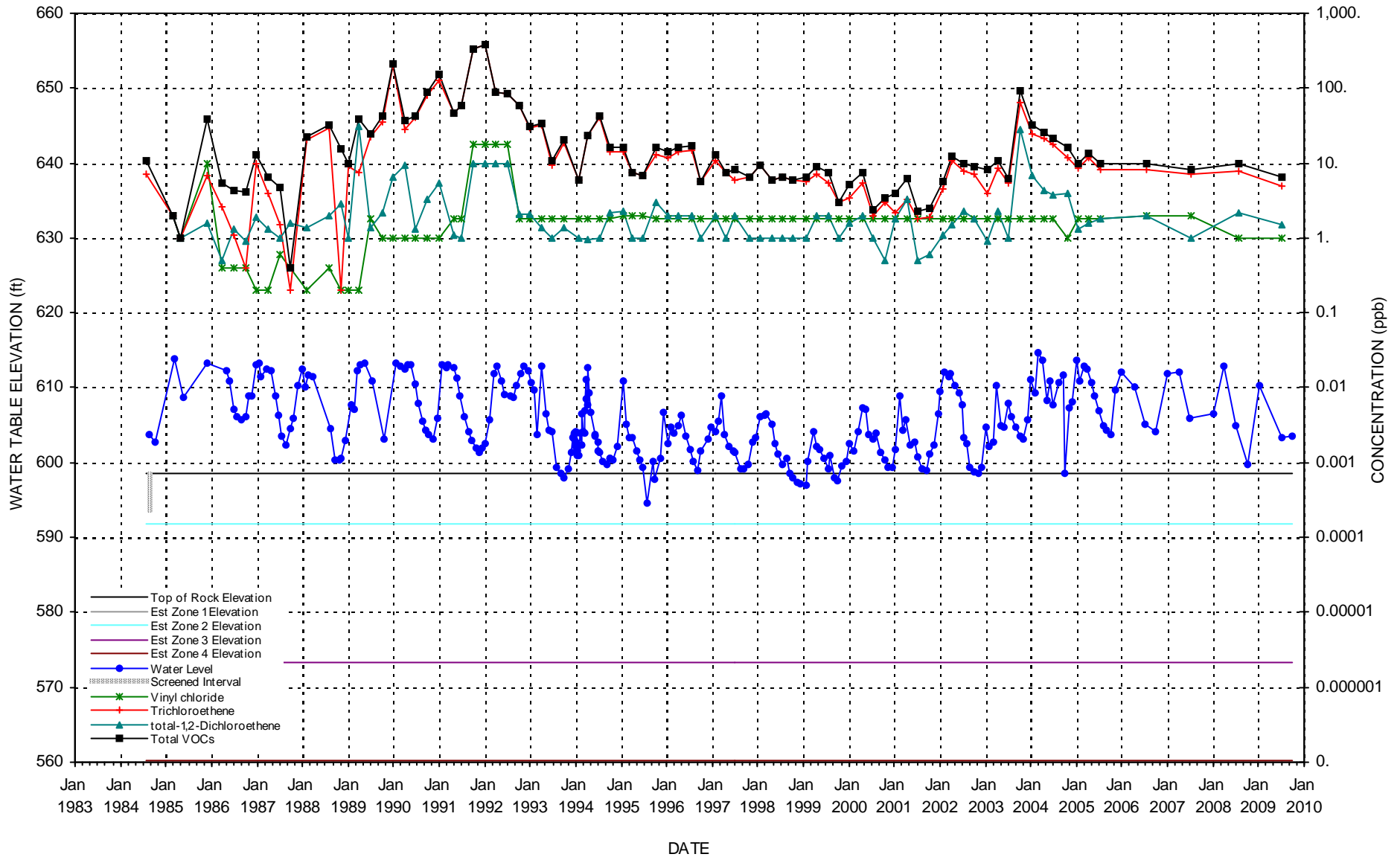
WATER LEVELS & CHLORINATED SOLVENT CONCENTRATIONS

WELL B- 6M



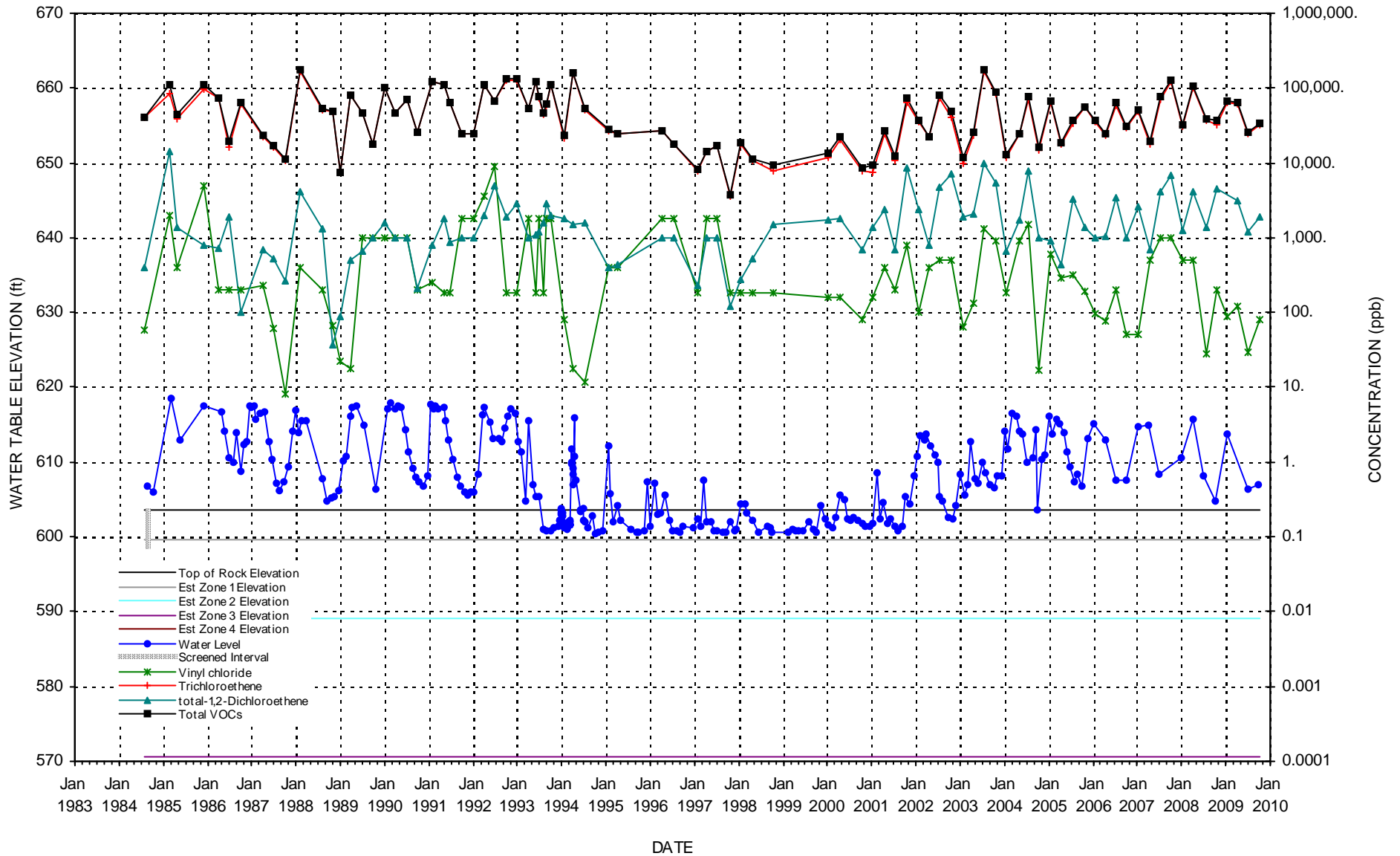
WATER LEVELS & CHLORINATED SOLVENT CONCENTRATIONS

WELL B- 7M



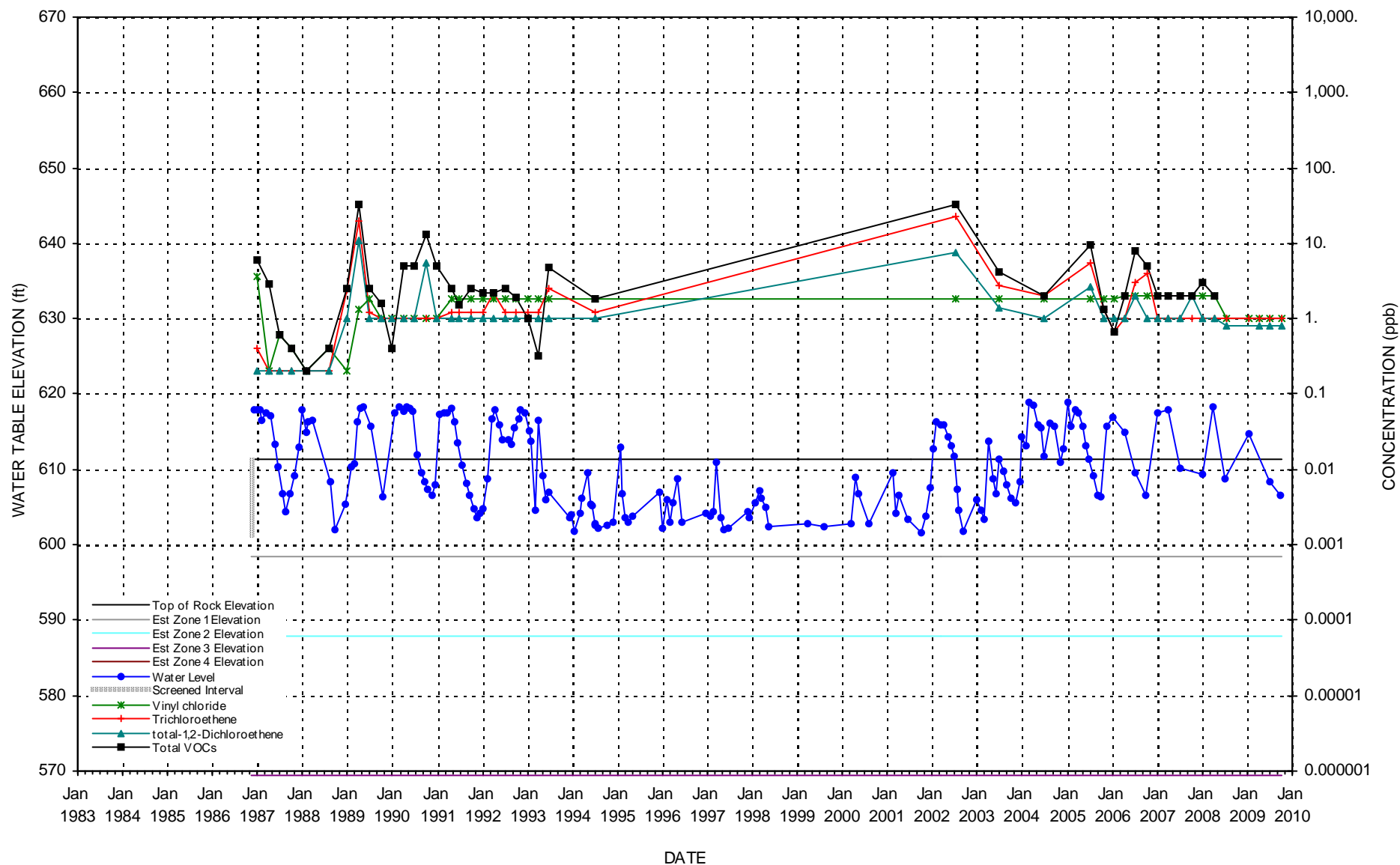
WATER LEVELS & CHLORINATED SOLVENT CONCENTRATIONS

WELL B- 8M



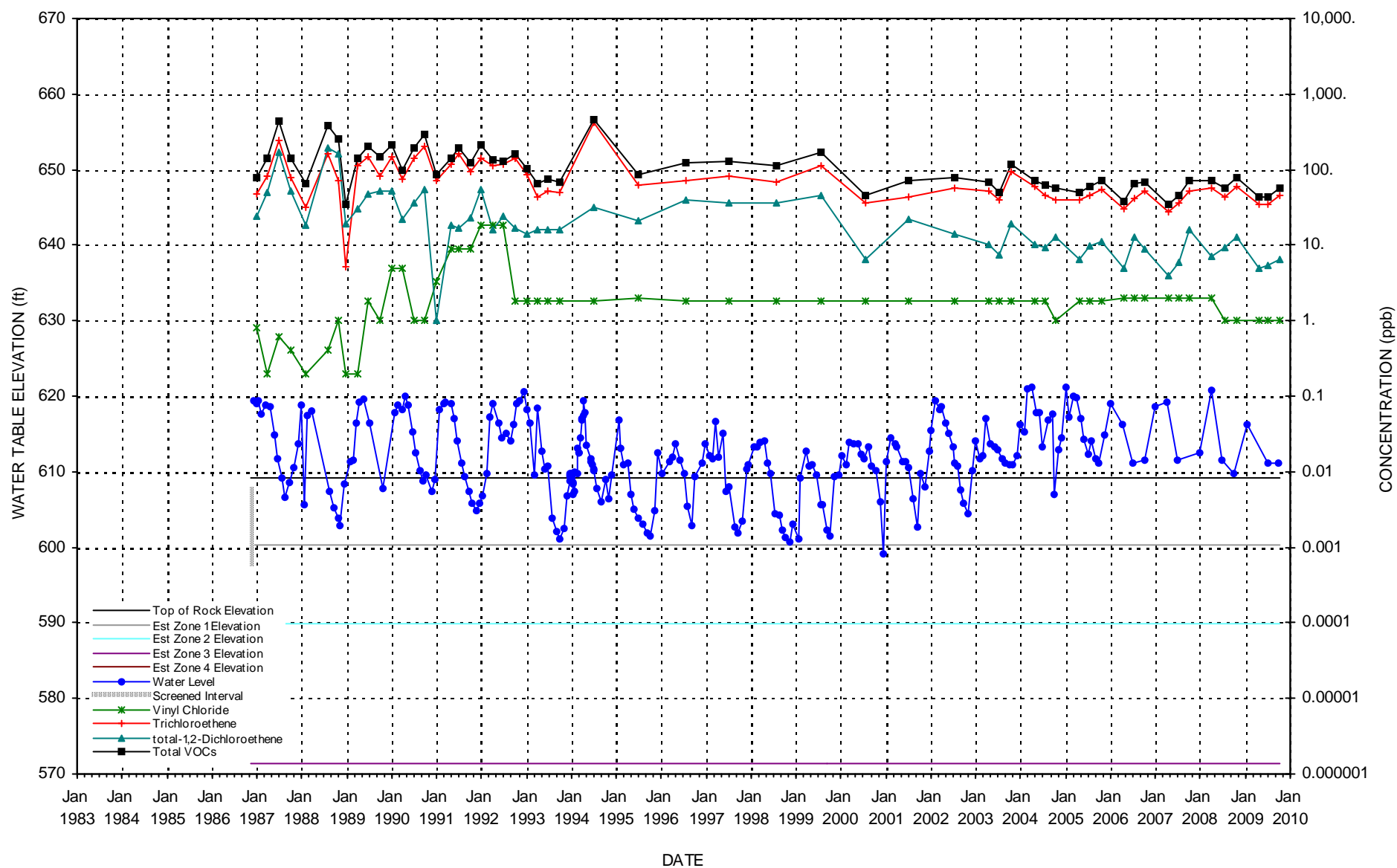
WATER LEVELS & CHLORINATED SOLVENT CONCENTRATIONS

WELL B- 9M



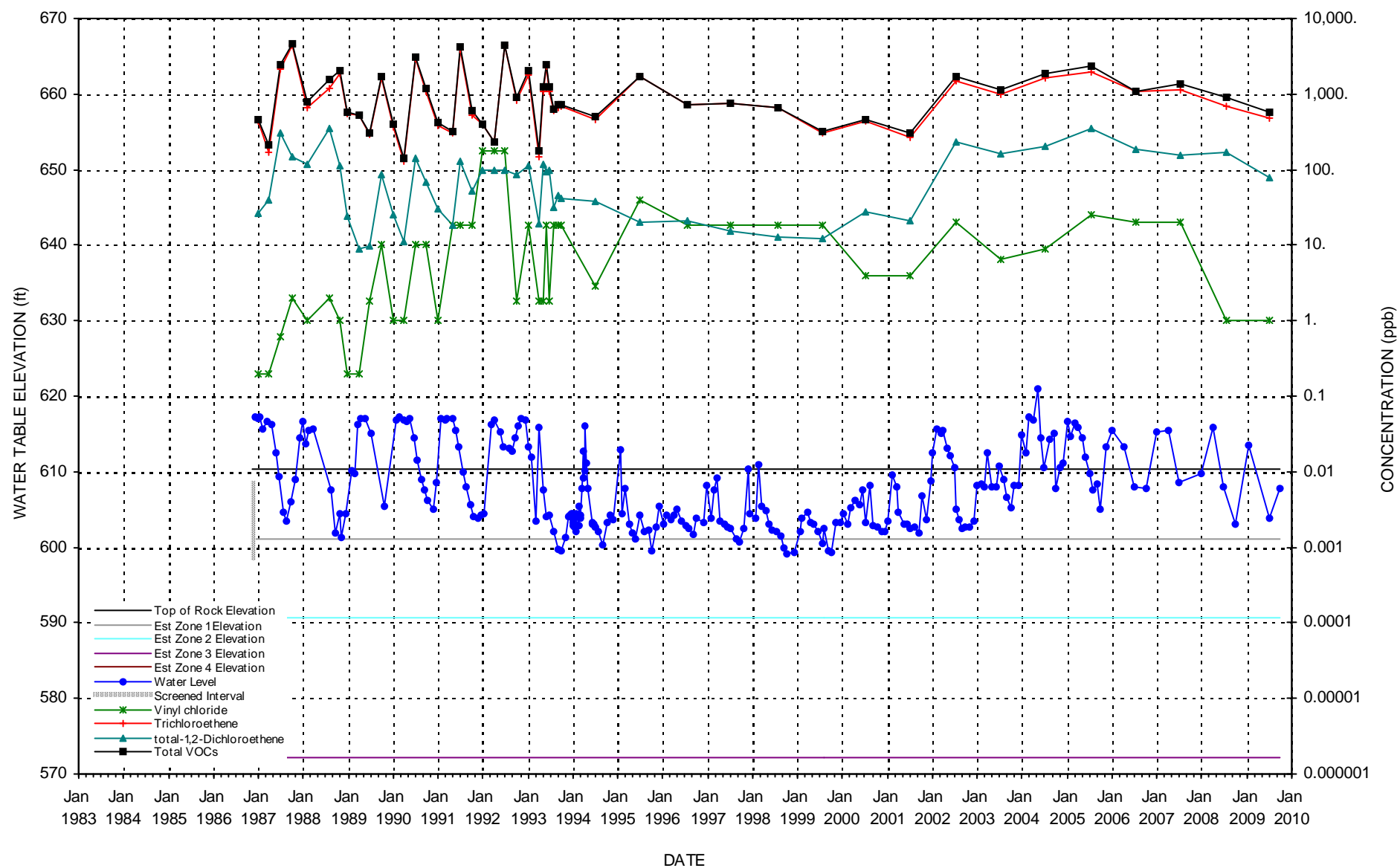
WATER LEVELS & CHLORINATED SOLVENT CONCENTRATIONS

WELL B-10M



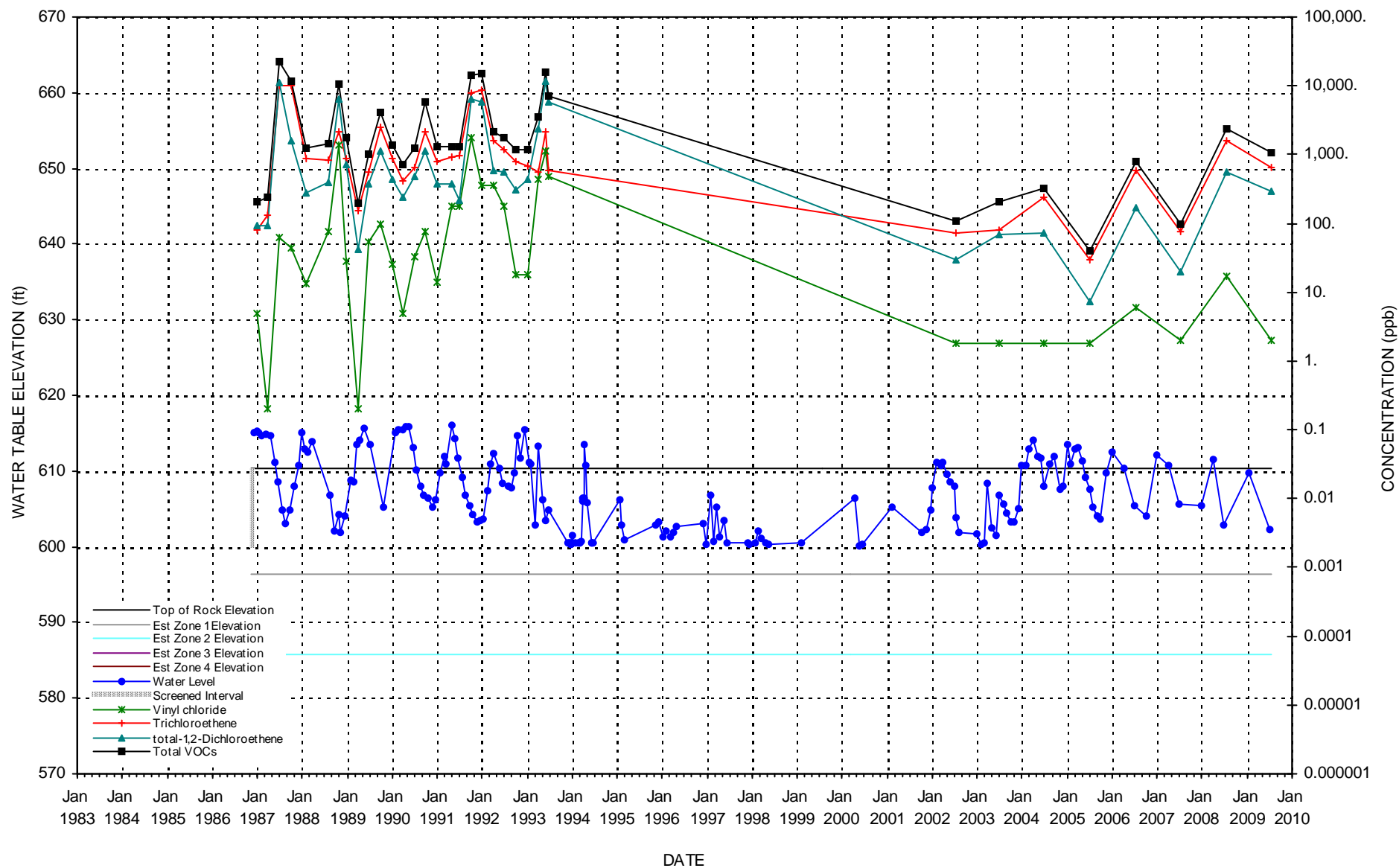
WATER LEVELS & CHLORINATED SOLVENT CONCENTRATIONS

WELL B-11M



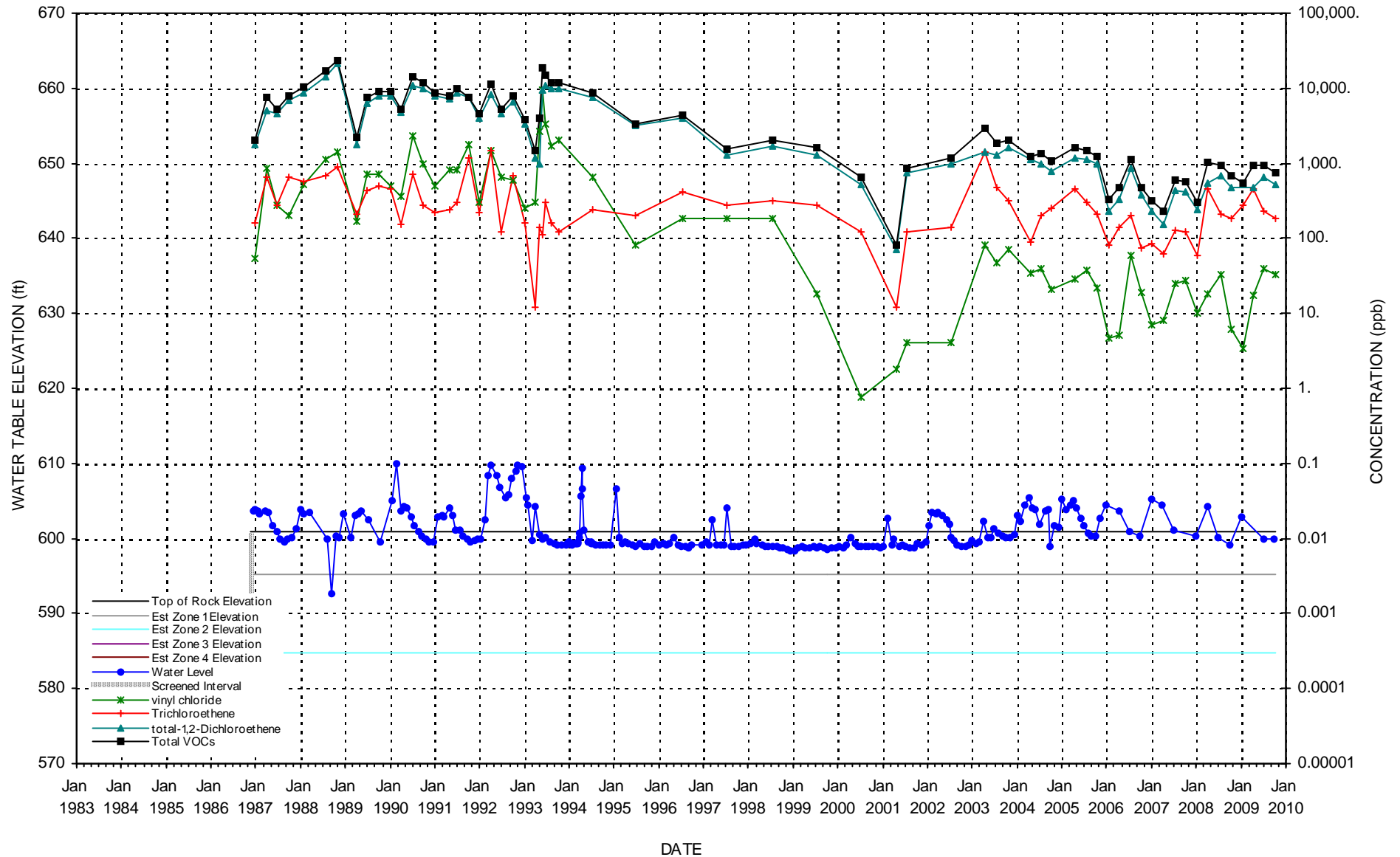
WATER LEVELS & CHLORINATED SOLVENT CONCENTRATIONS

WELL B-12M



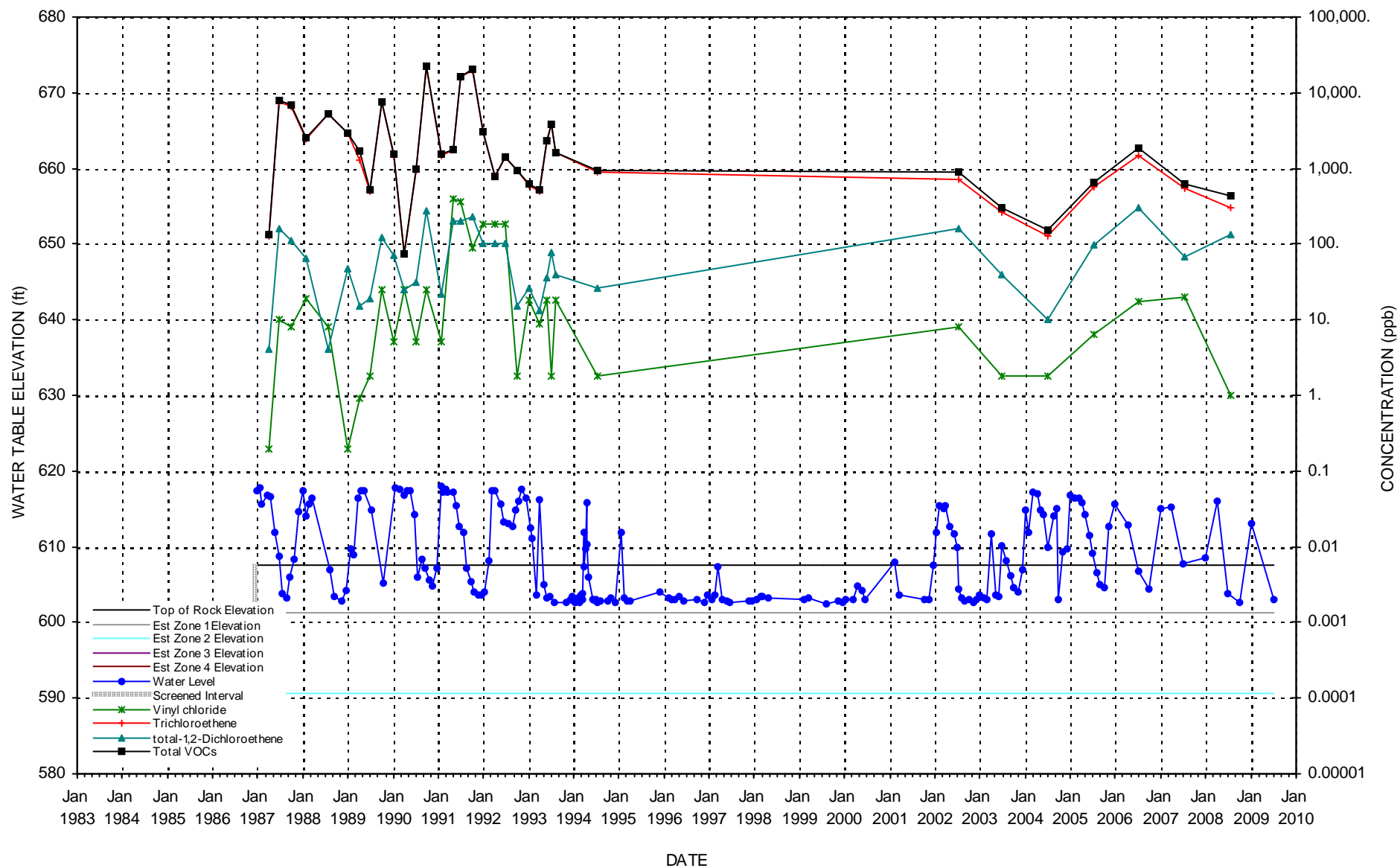
WATER LEVELS & CHLORINATED SOLVENT CONCENTRATIONS

WELL B-13M



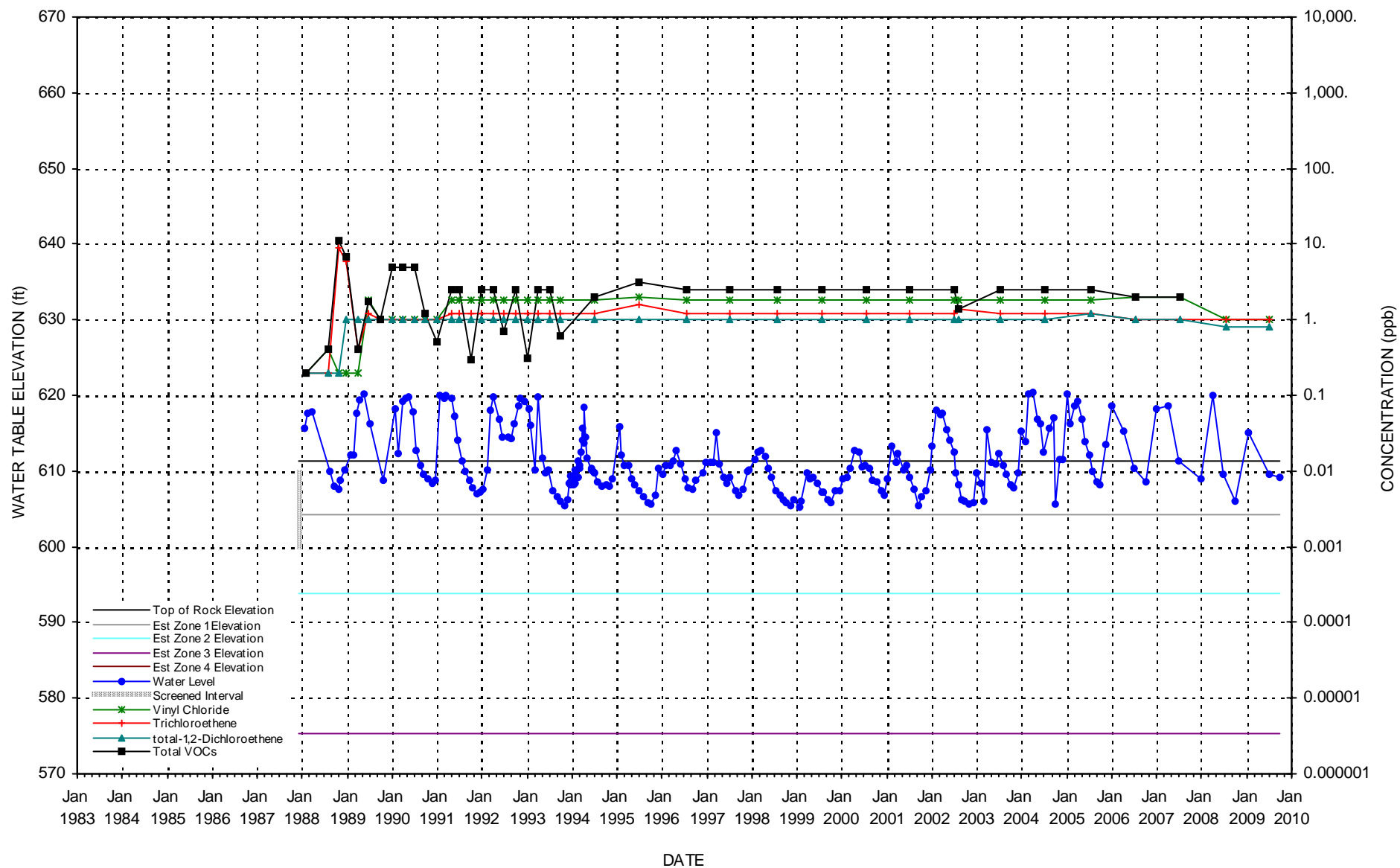
WATER LEVELS & CHLORINATED SOLVENT CONCENTRATIONS

WELL B-14M



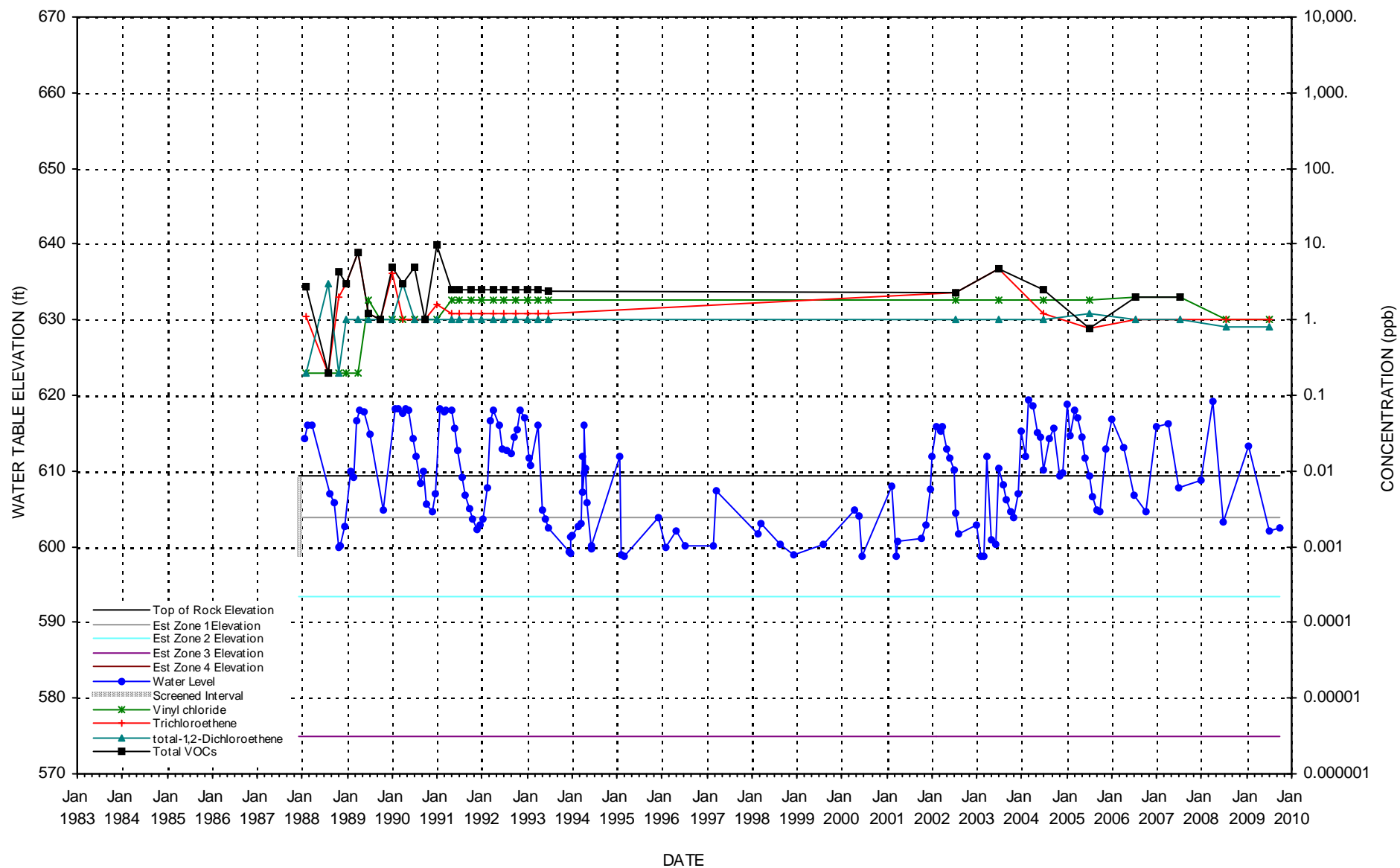
WATER LEVELS & CHLORINATED SOLVENT CONCENTRATIONS

WELL B-15M



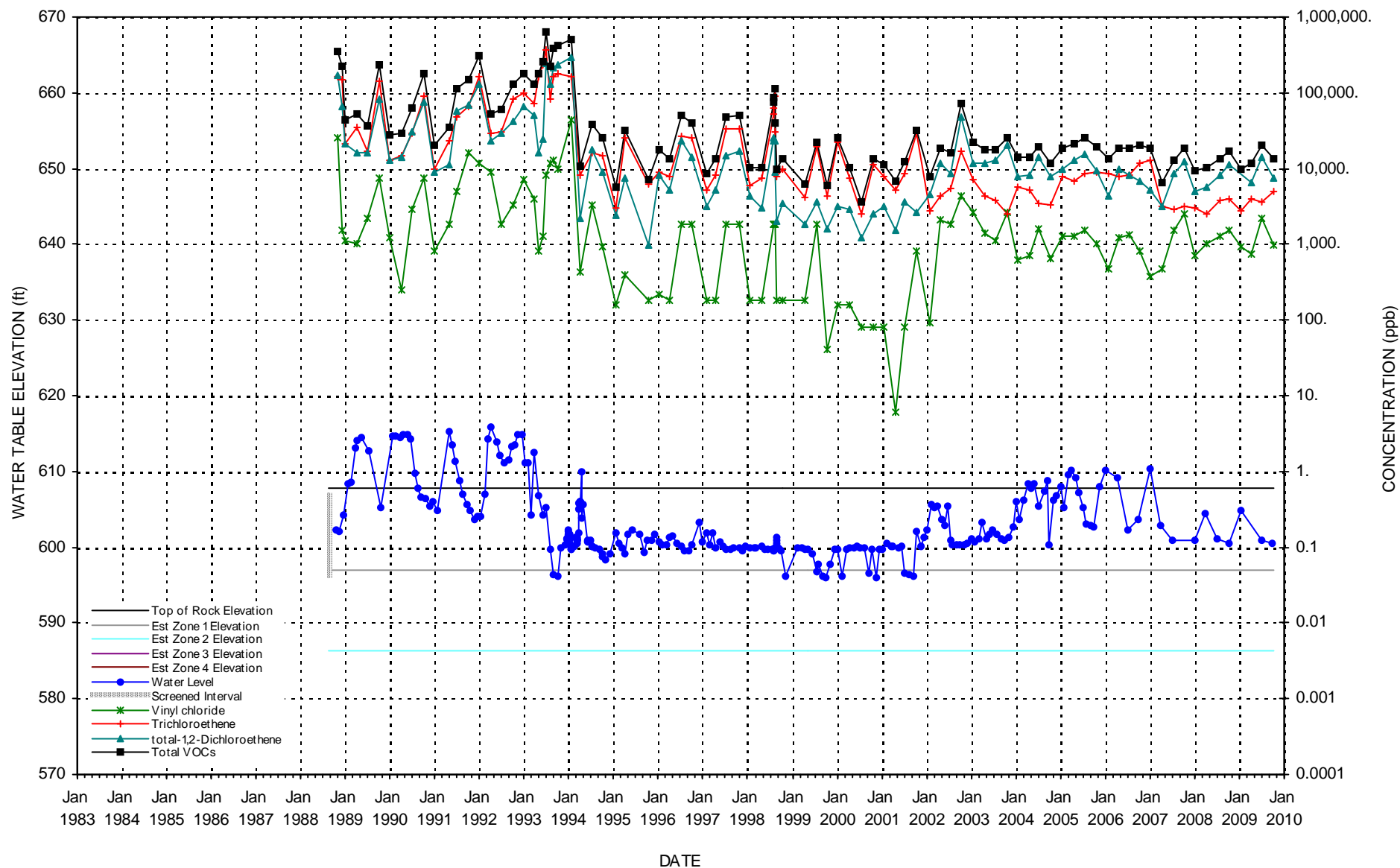
WATER LEVELS & CHLORINATED SOLVENT CONCENTRATIONS

WELL B-16M



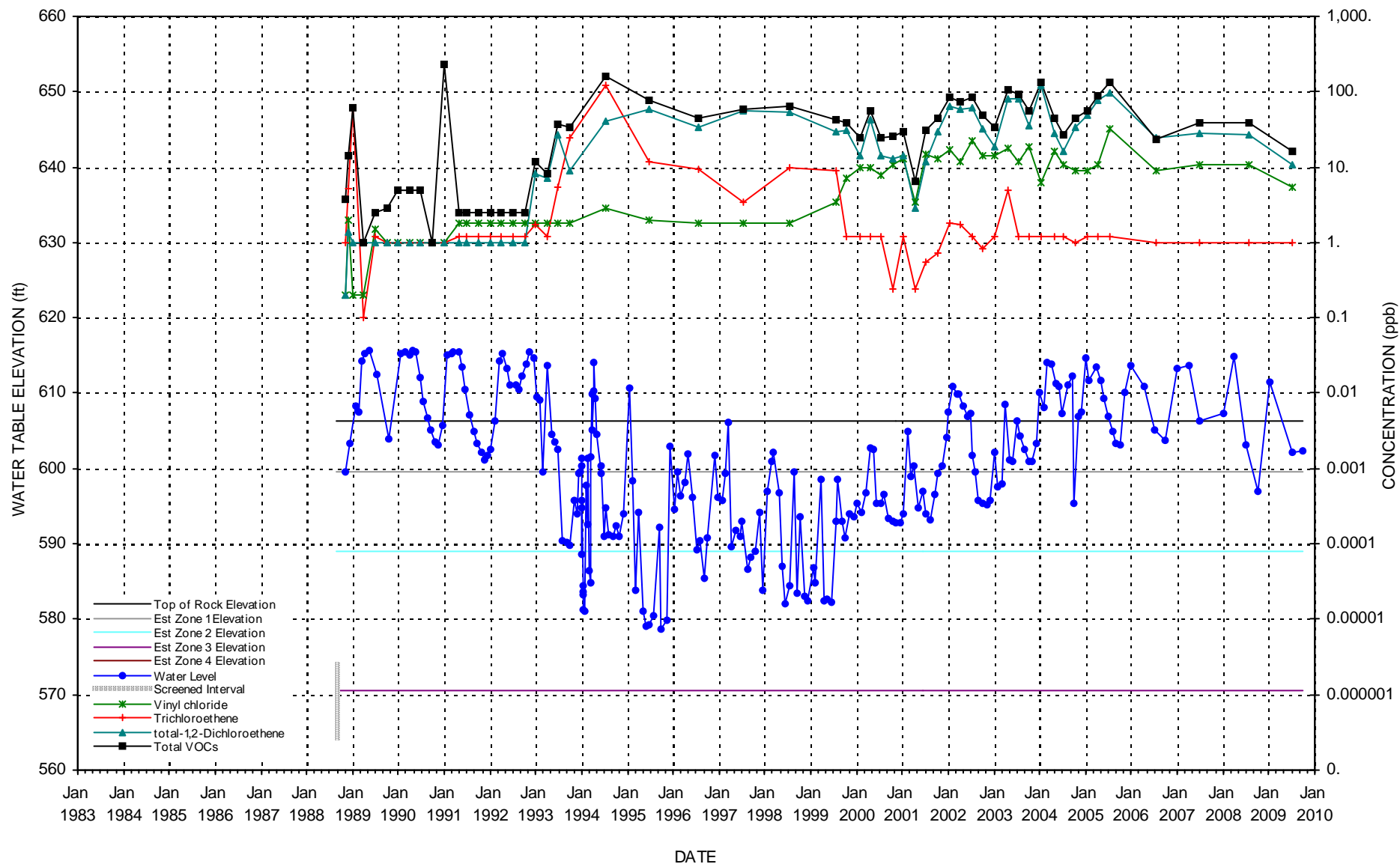
WATER LEVELS & CHLORINATED SOLVENT CONCENTRATIONS

WELL B-17M



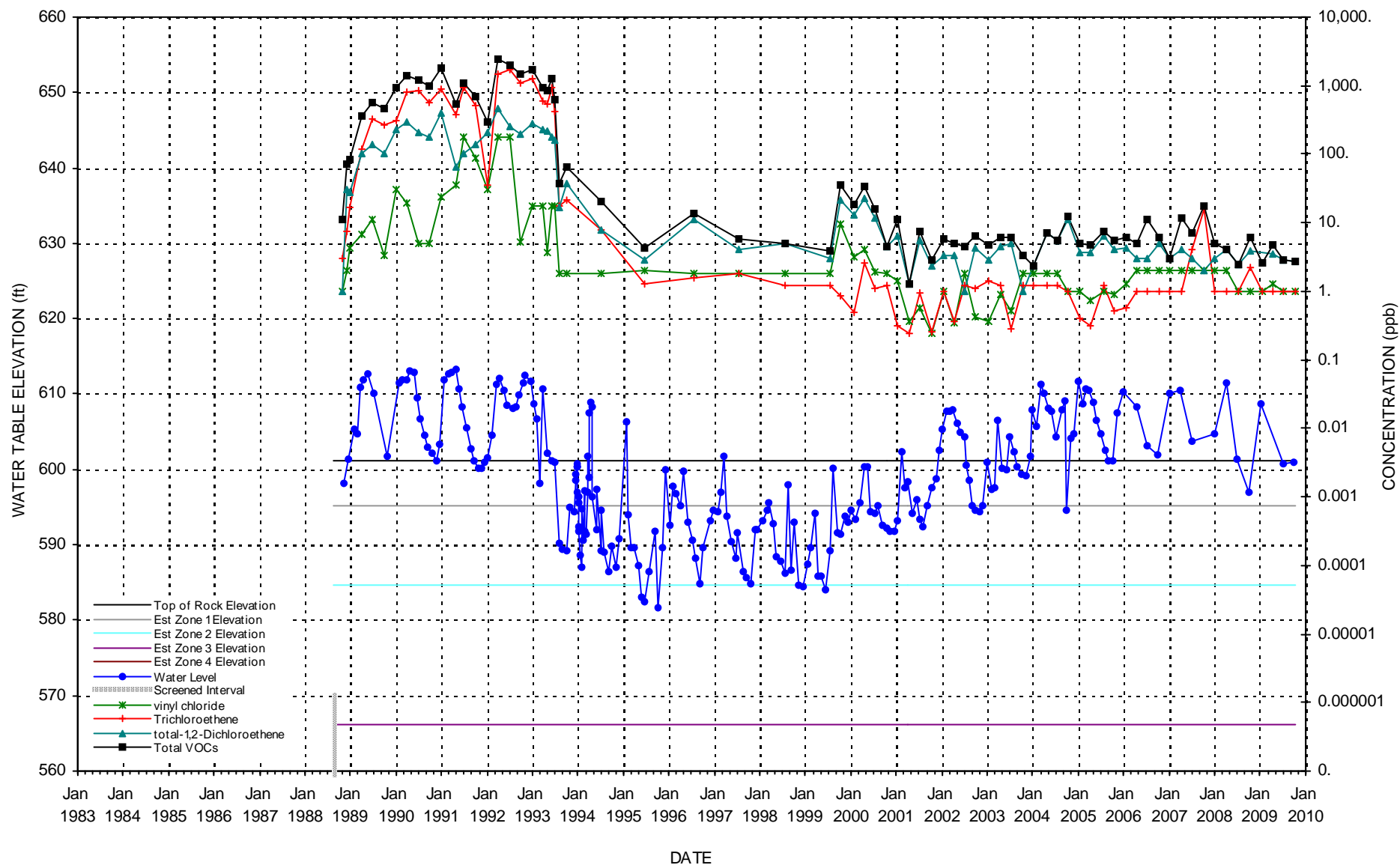
WATER LEVELS & CHLORINATED SOLVENT CONCENTRATIONS

WELL B-18M



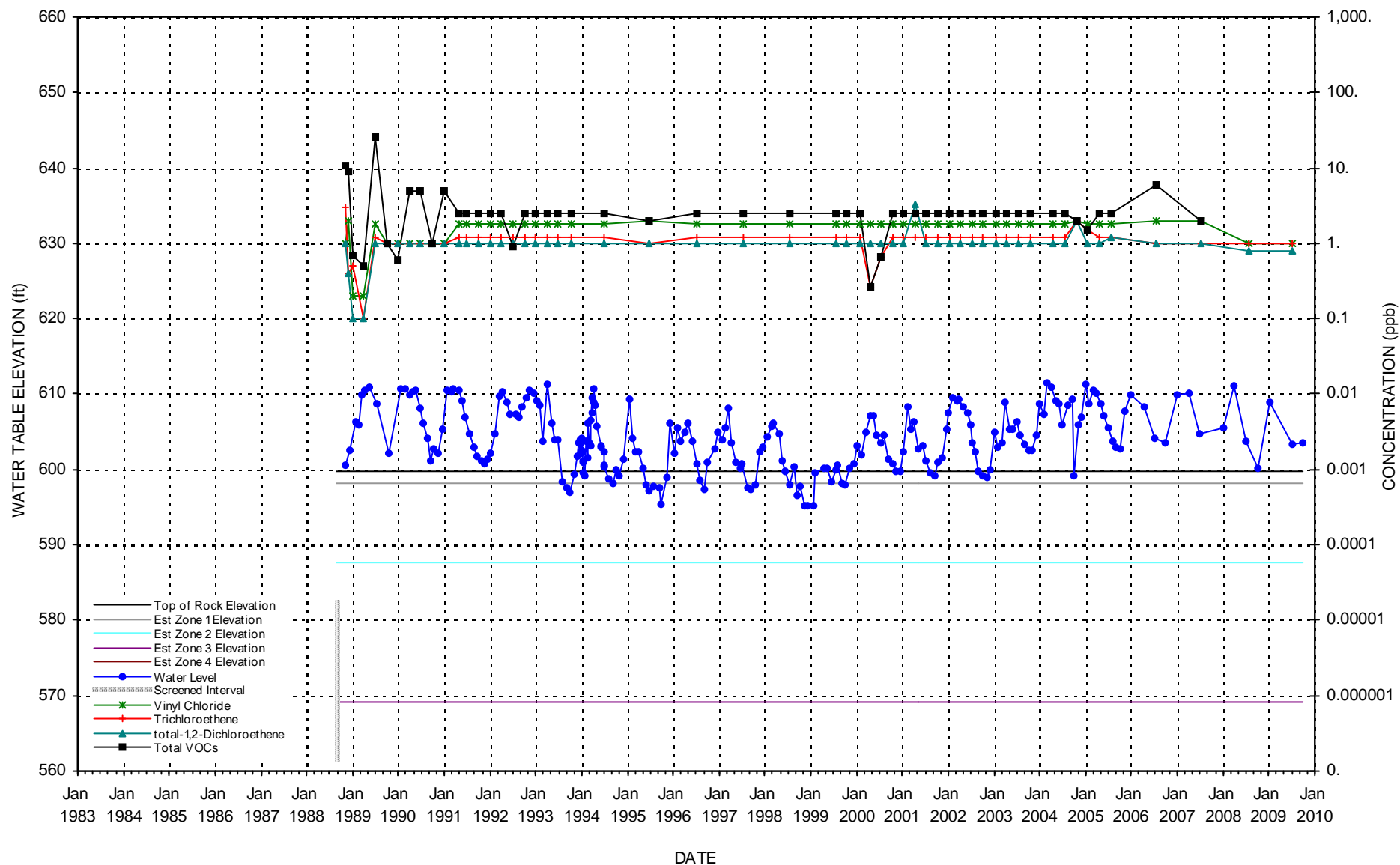
WATER LEVELS & CHLORINATED SOLVENT CONCENTRATIONS

WELL B-19M



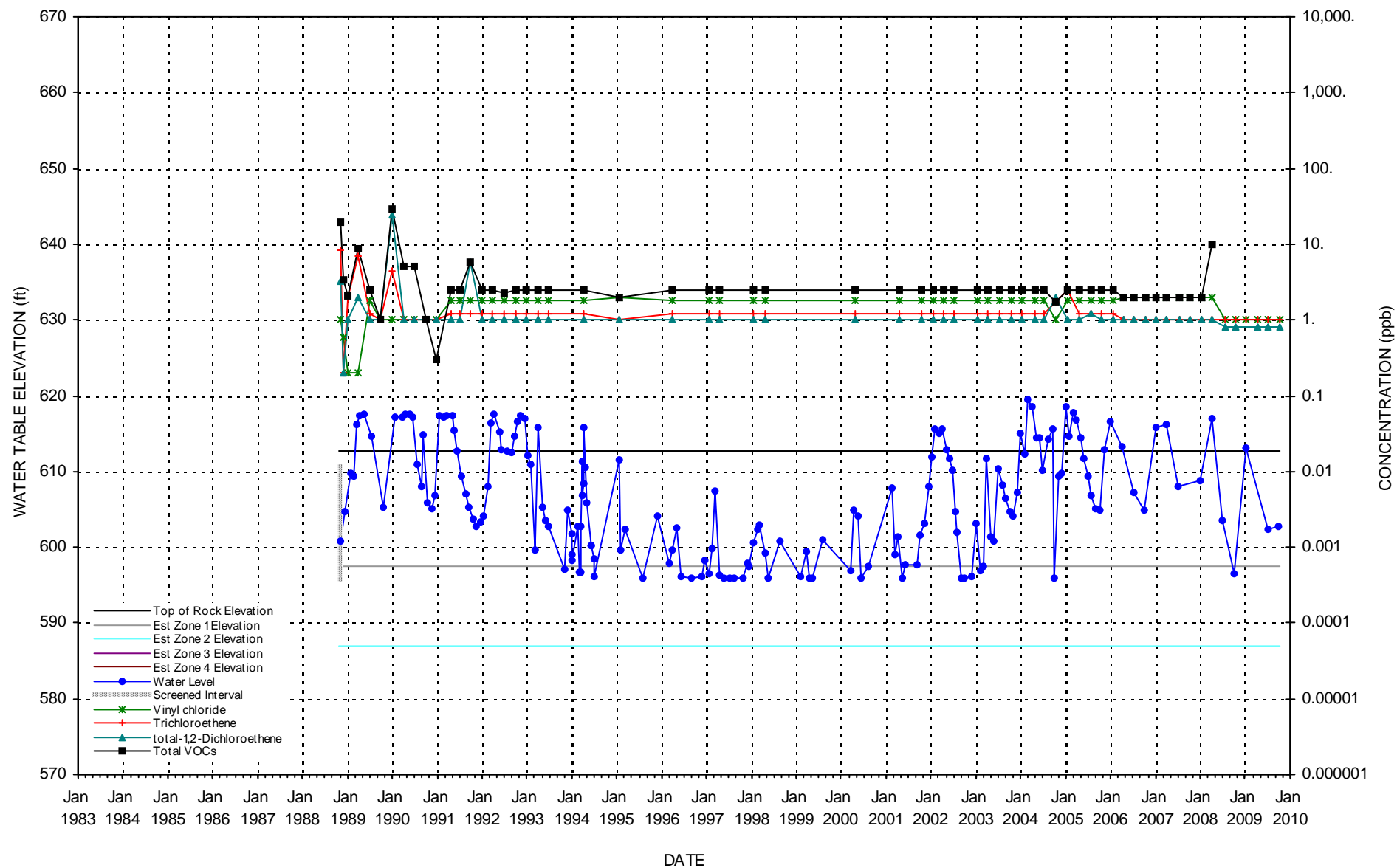
WATER LEVELS & CHLORINATED SOLVENT CONCENTRATIONS

WELL B-20M



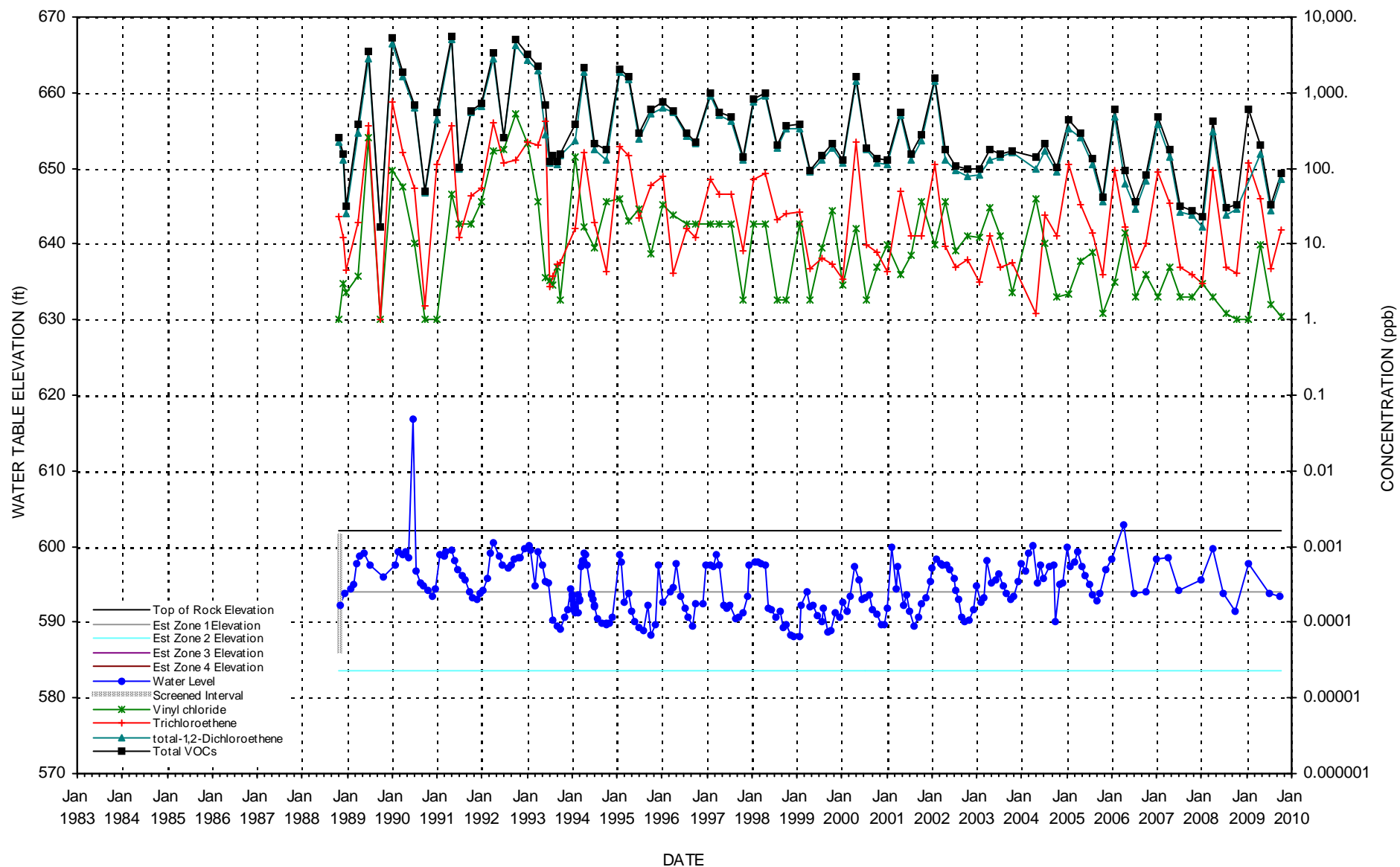
WATER LEVELS & CHLORINATED SOLVENT CONCENTRATIONS

WELL B-21M



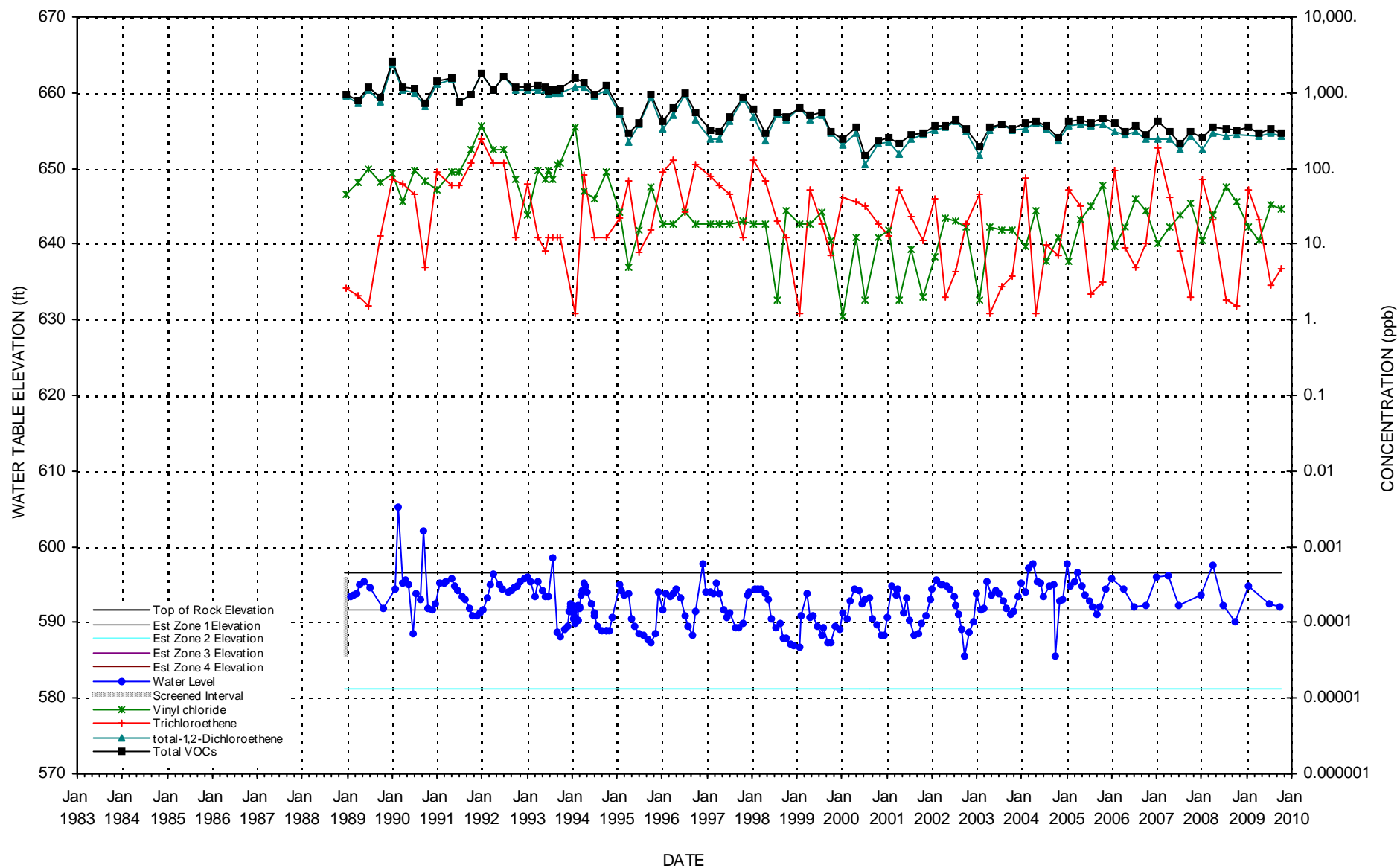
WATER LEVELS & CHLORINATED SOLVENT CONCENTRATIONS

WELL B-22M



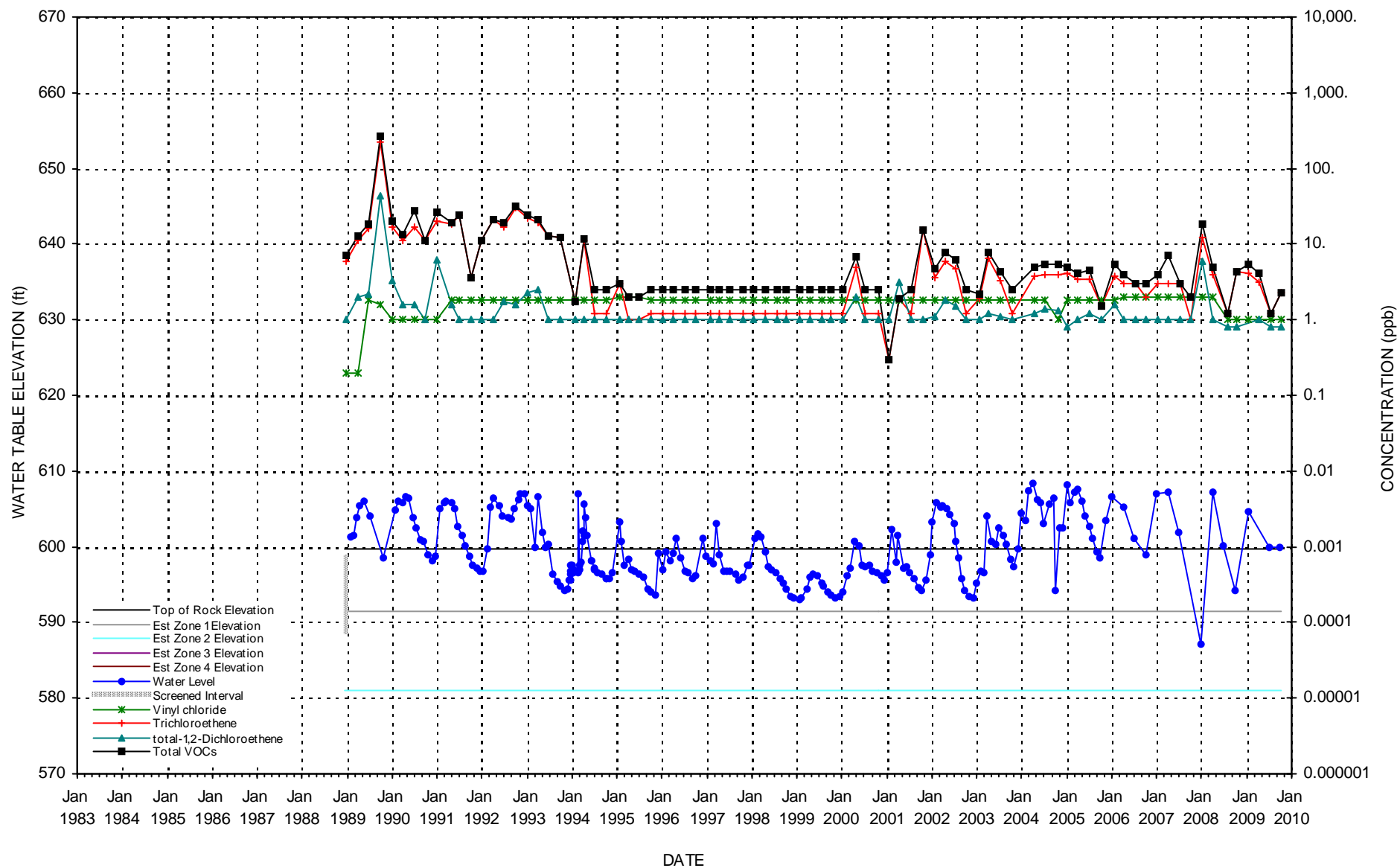
WATER LEVELS & CHLORINATED SOLVENT CONCENTRATIONS

WELL B-23M



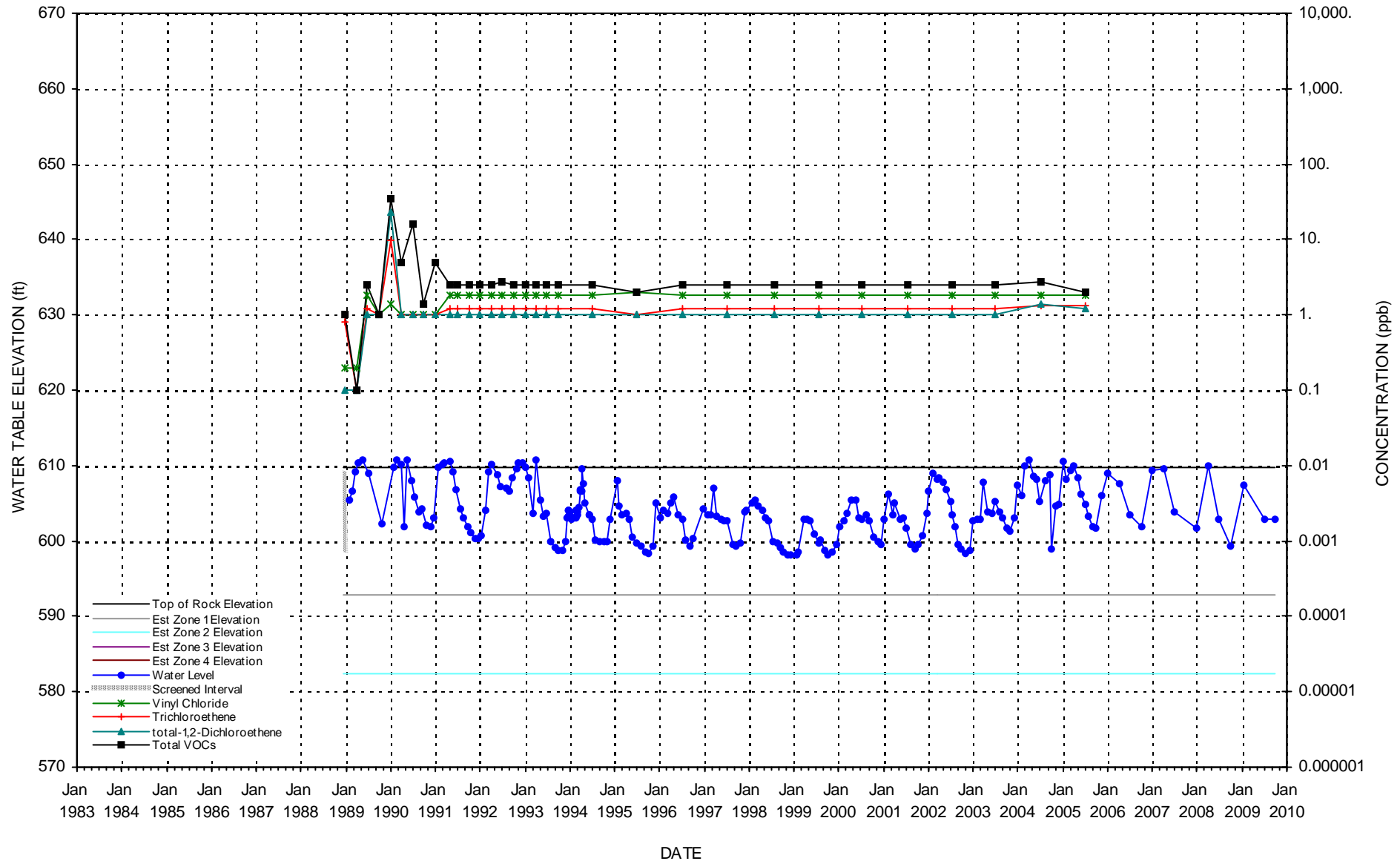
WATER LEVELS & CHLORINATED SOLVENT CONCENTRATIONS

WELL B-24M



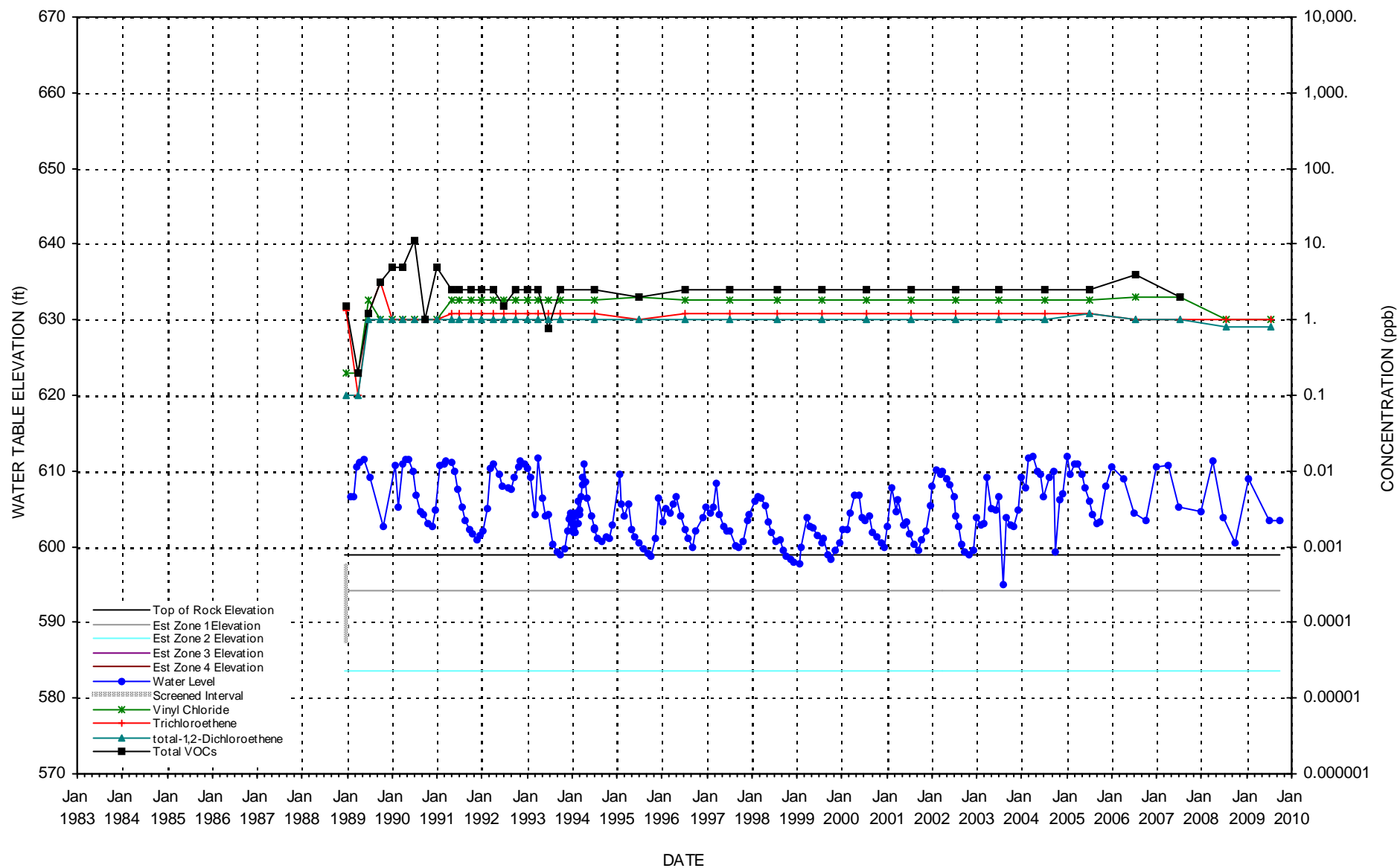
WATER LEVELS & CHLORINATED SOLVENT CONCENTRATIONS

WELL B-25M



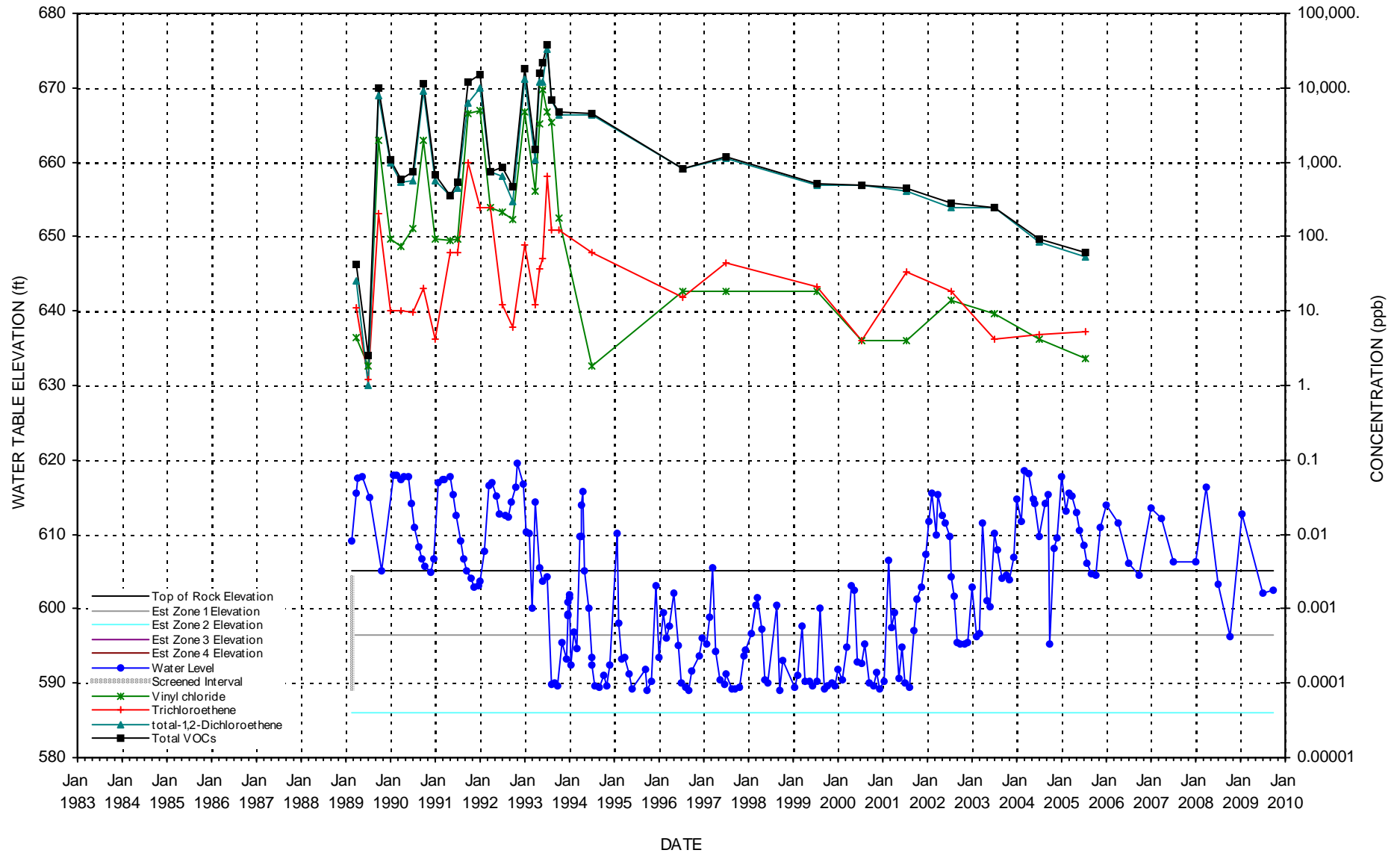
WATER LEVELS & CHLORINATED SOLVENT CONCENTRATIONS

WELL B-26M



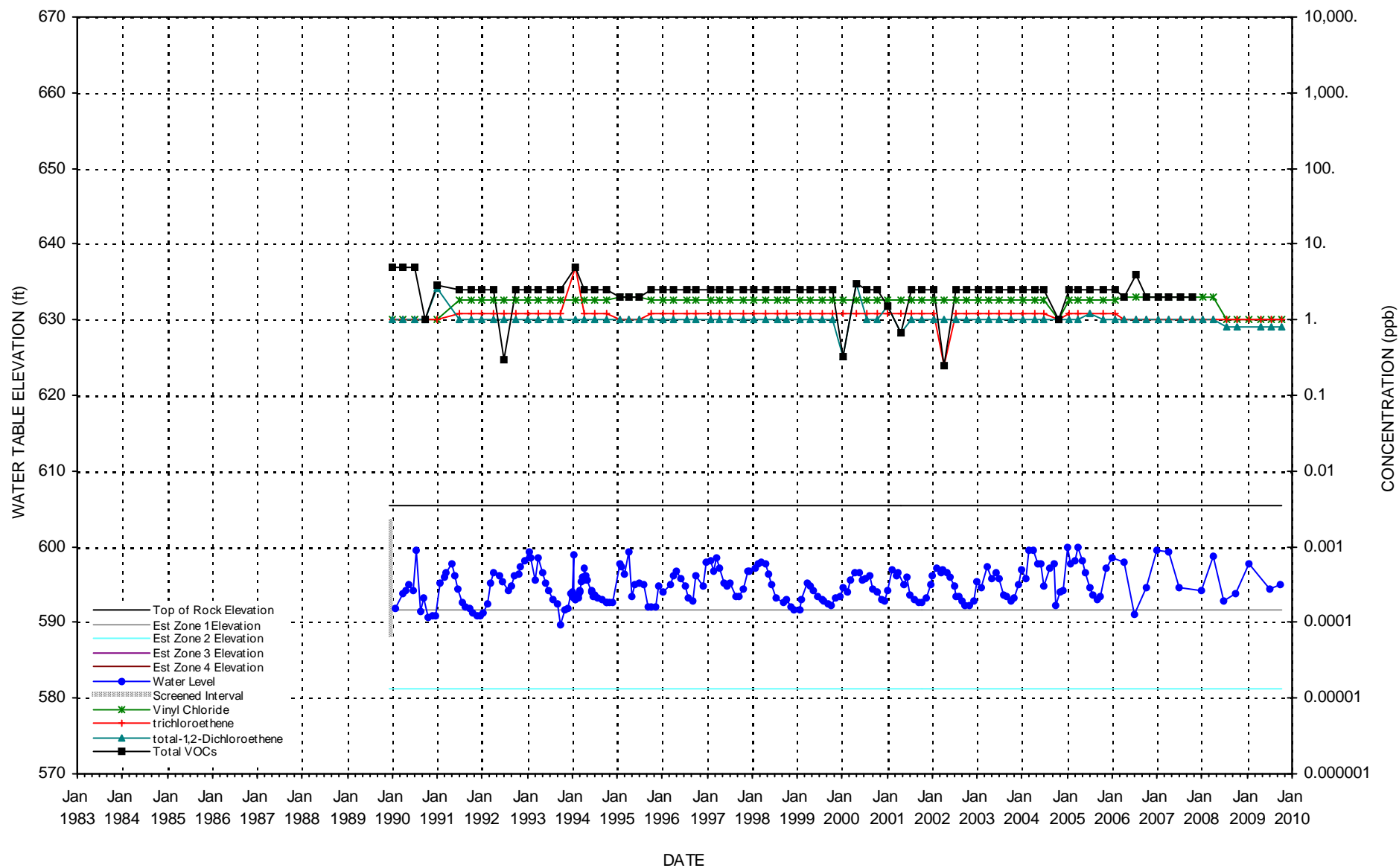
WATER LEVELS & CHLORINATED SOLVENT CONCENTRATIONS

WELL B-27M



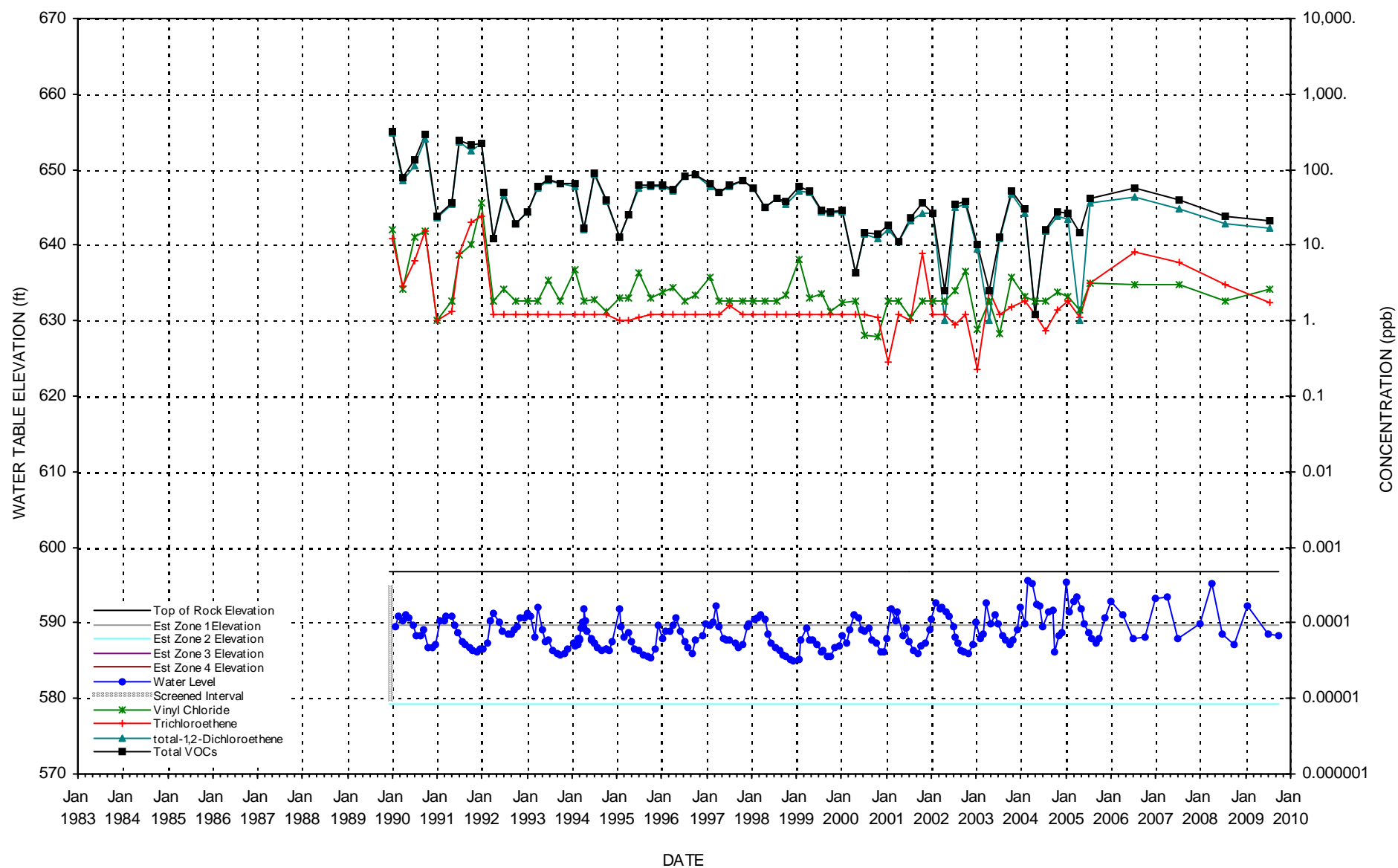
WATER LEVELS & CHLORINATED SOLVENT CONCENTRATIONS

WELL B-28M



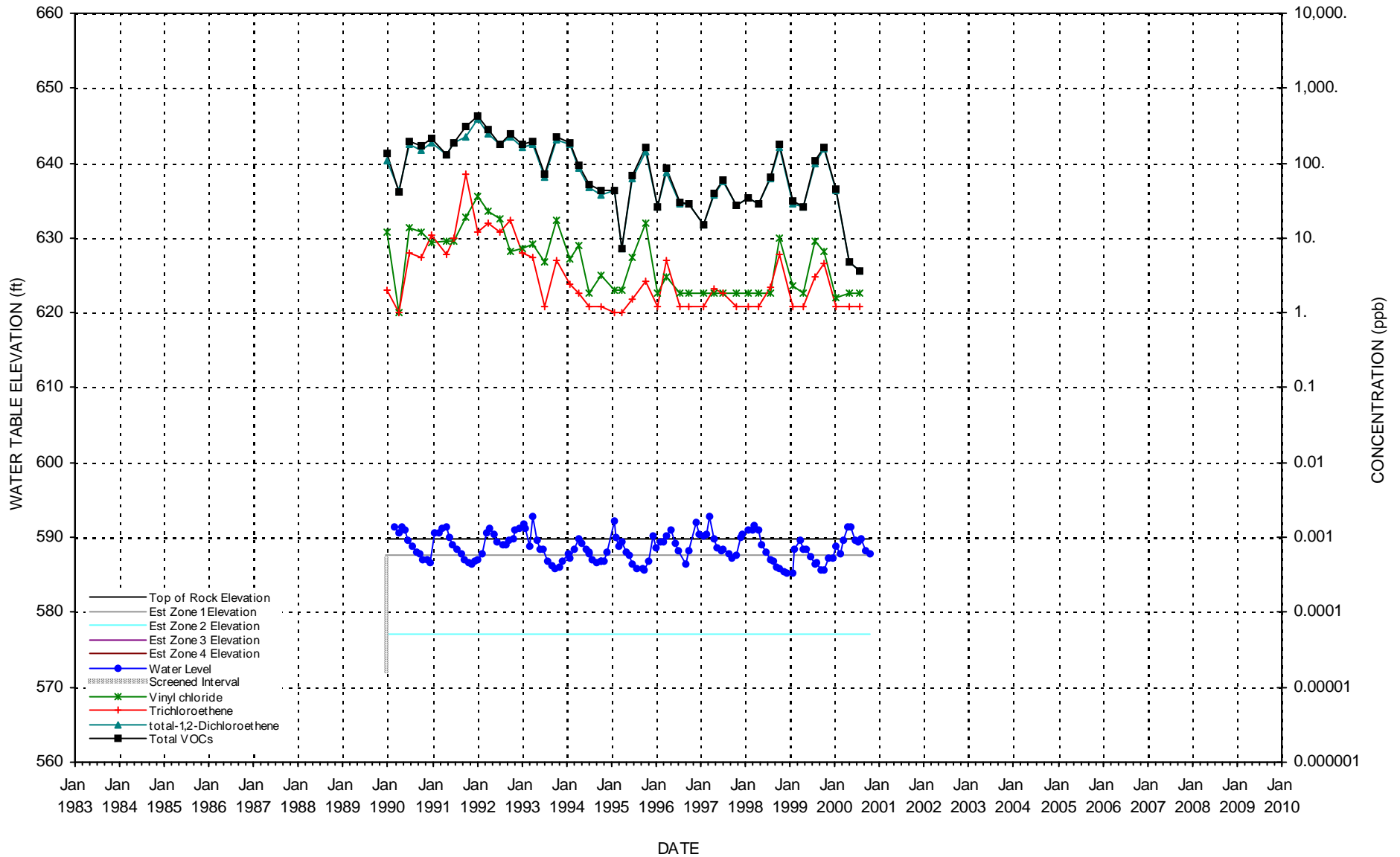
WATER LEVELS & CHLORINATED SOLVENT CONCENTRATIONS

WELL B-29M



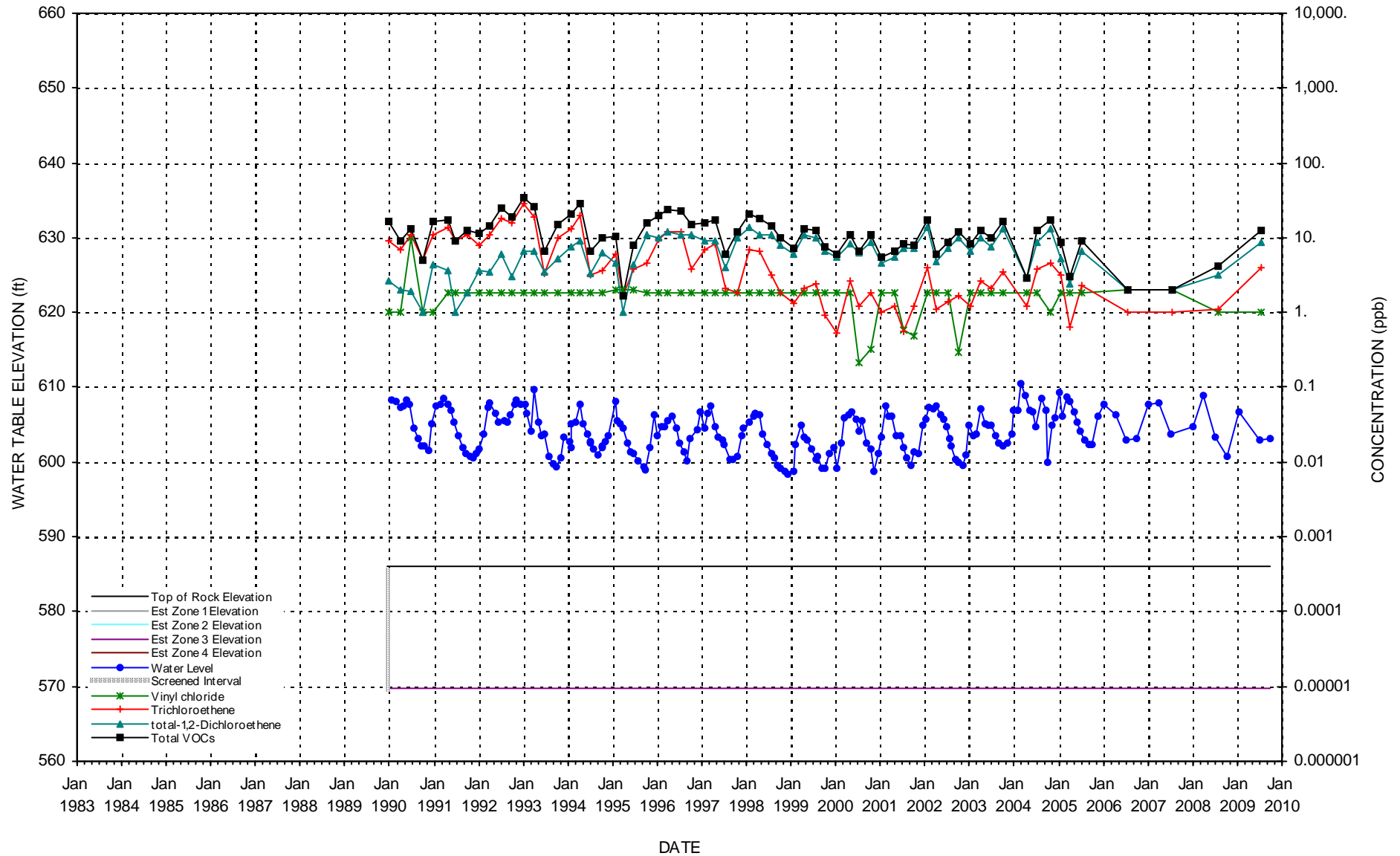
WATER LEVELS & CHLORINATED SOLVENT CONCENTRATIONS

WELL B-30M



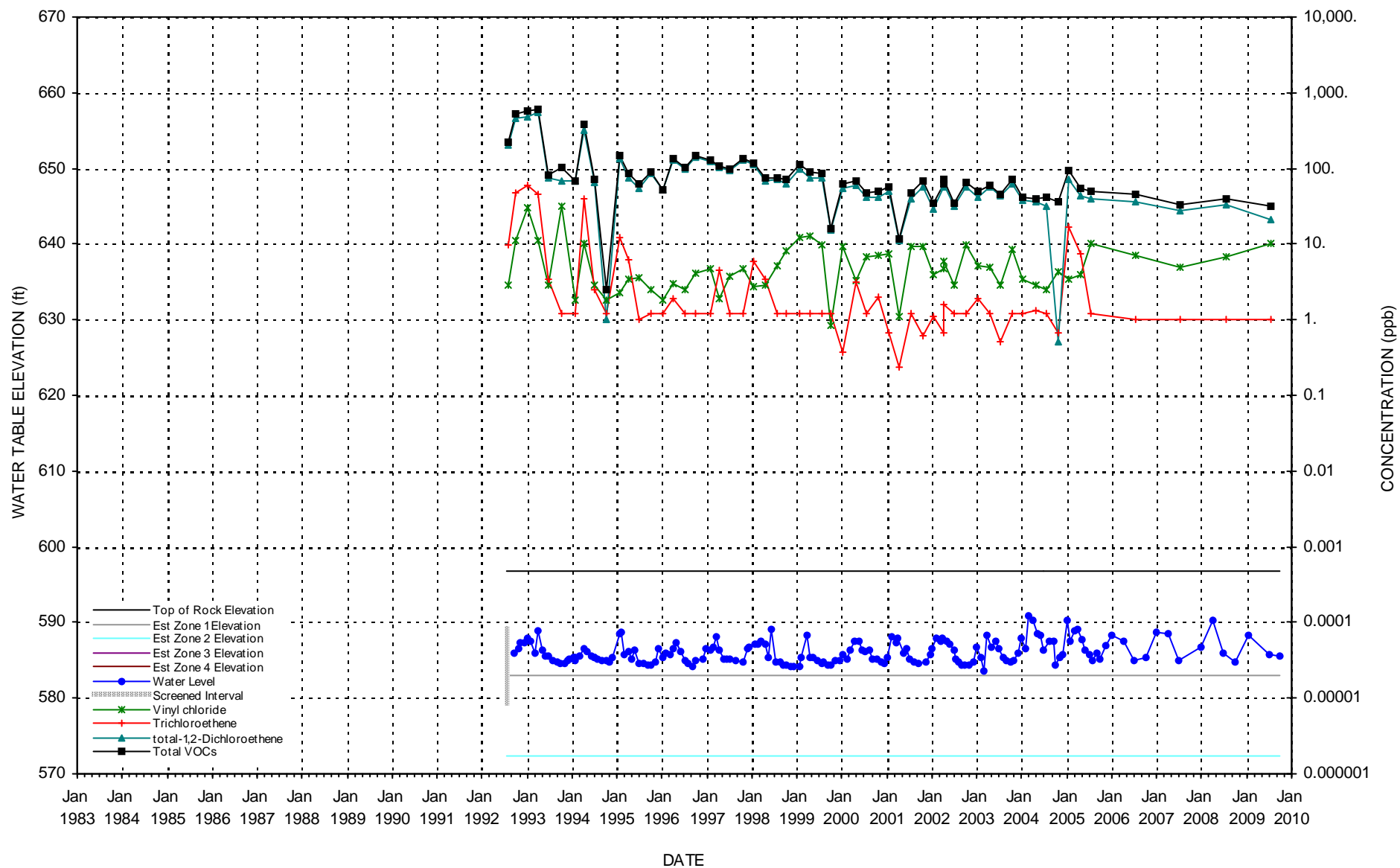
WATER LEVELS & CHLORINATED SOLVENT CONCENTRATIONS

WELL B-31M



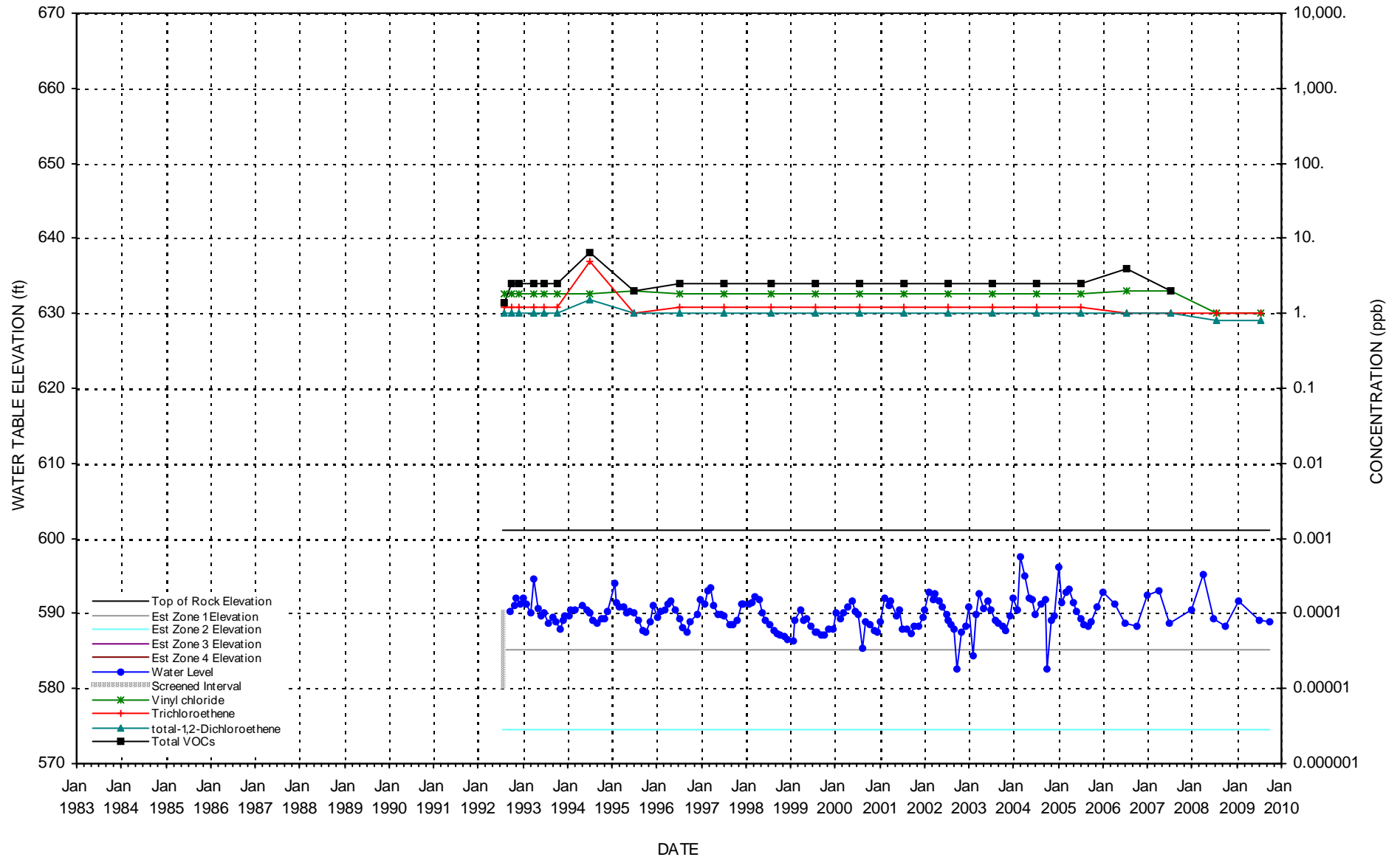
WATER LEVELS & CHLORINATED SOLVENT CONCENTRATIONS

WELL B-32M



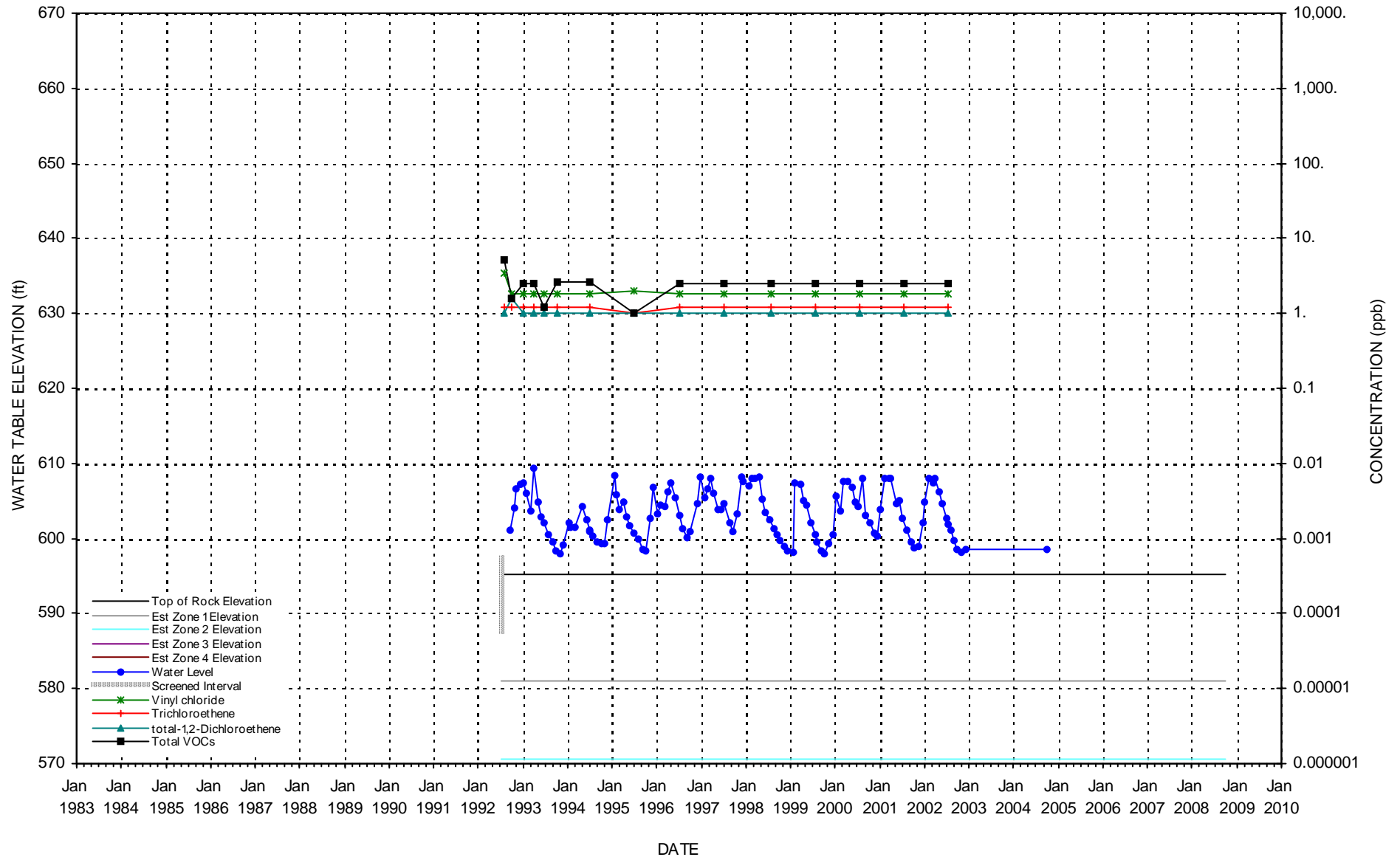
WATER LEVELS & CHLORINATED SOLVENT CONCENTRATIONS

WELL B-33M



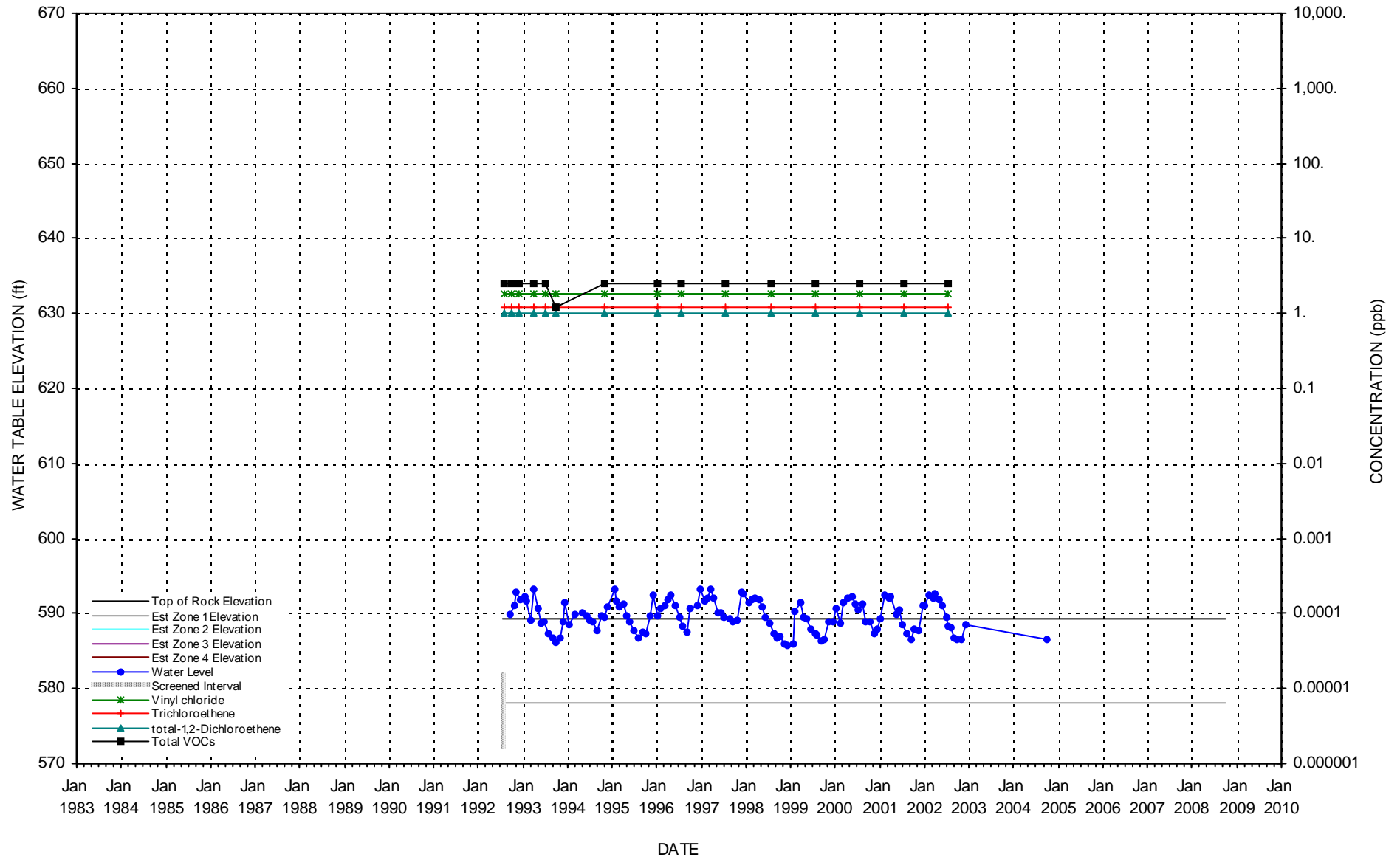
WATER LEVELS & CHLORINATED SOLVENT CONCENTRATIONS

WELL B-34M



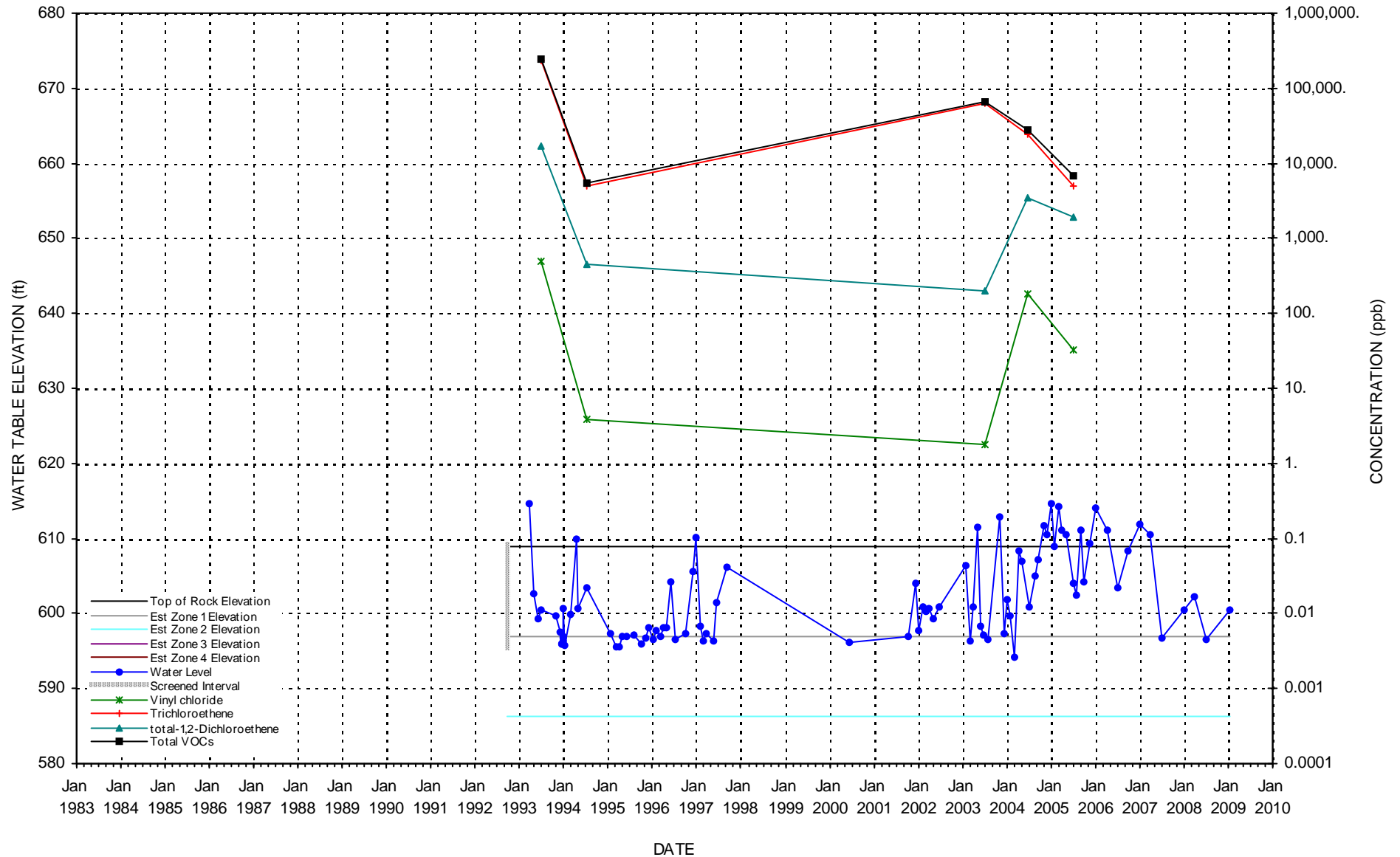
WATER LEVELS & CHLORINATED SOLVENT CONCENTRATIONS

WELL B-35M



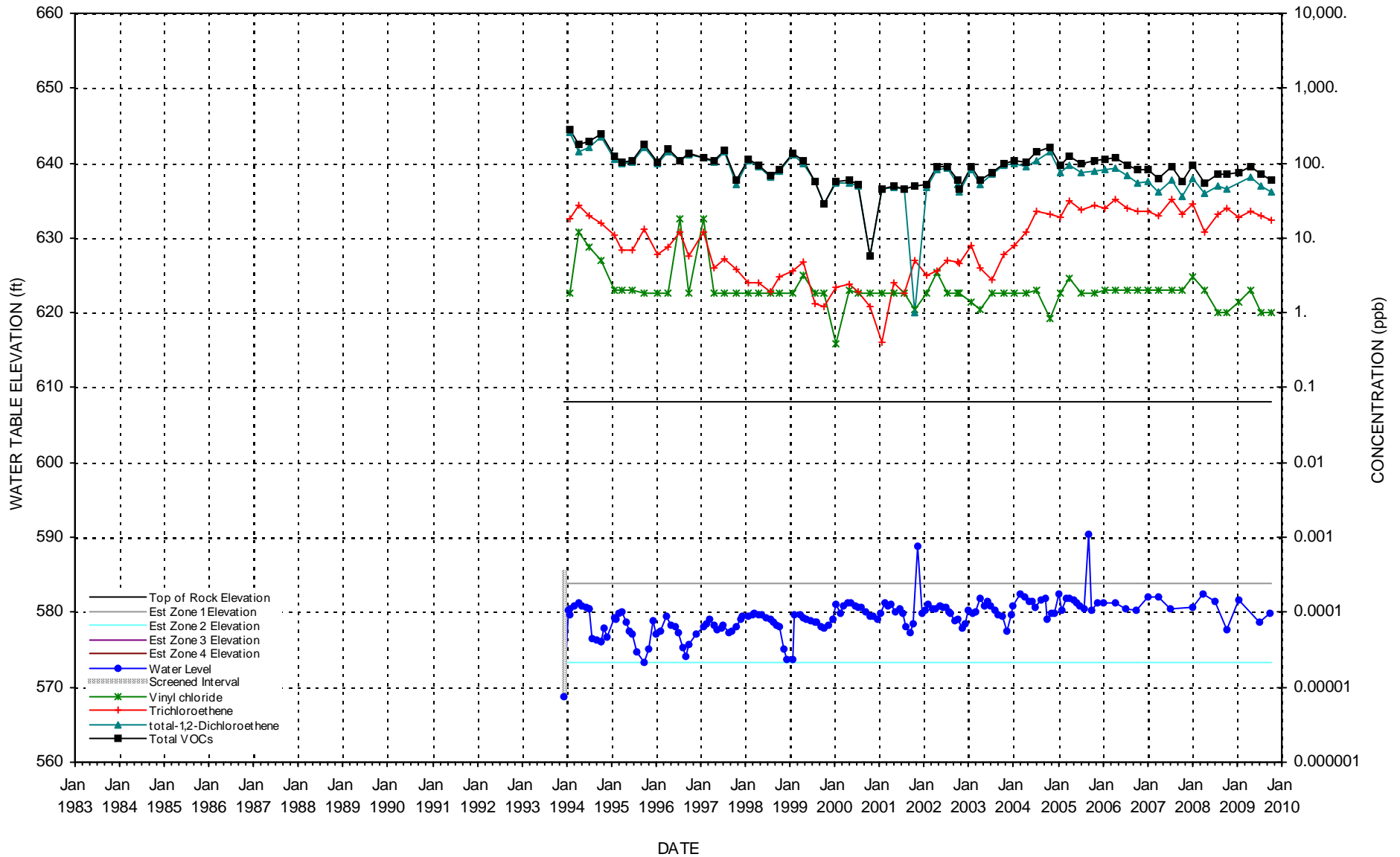
WATER LEVELS & CHLORINATED SOLVENT CONCENTRATIONS

WELL B-37M



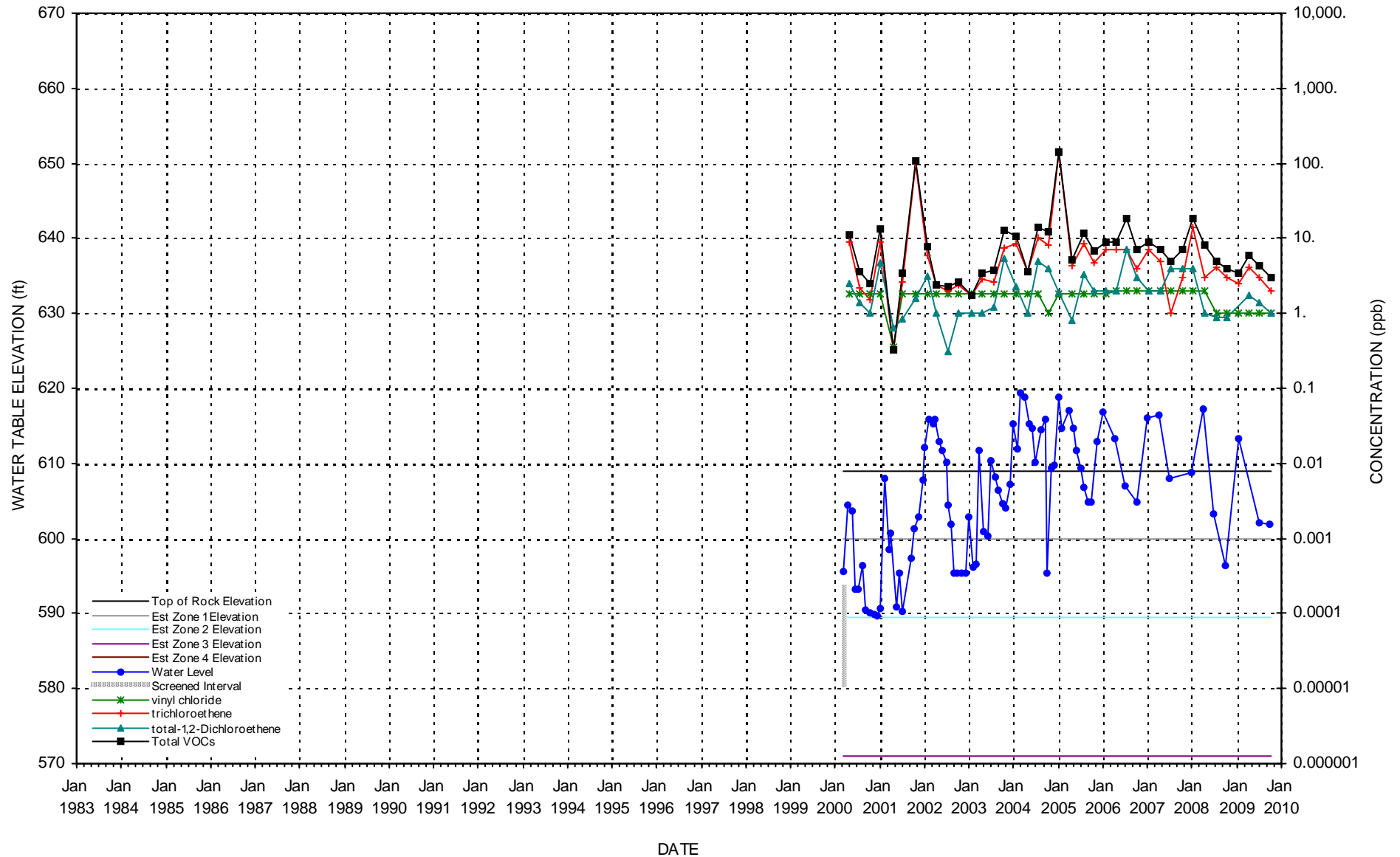
WATER LEVELS & CHLORINATED SOLVENT CONCENTRATIONS

WELL B-38M



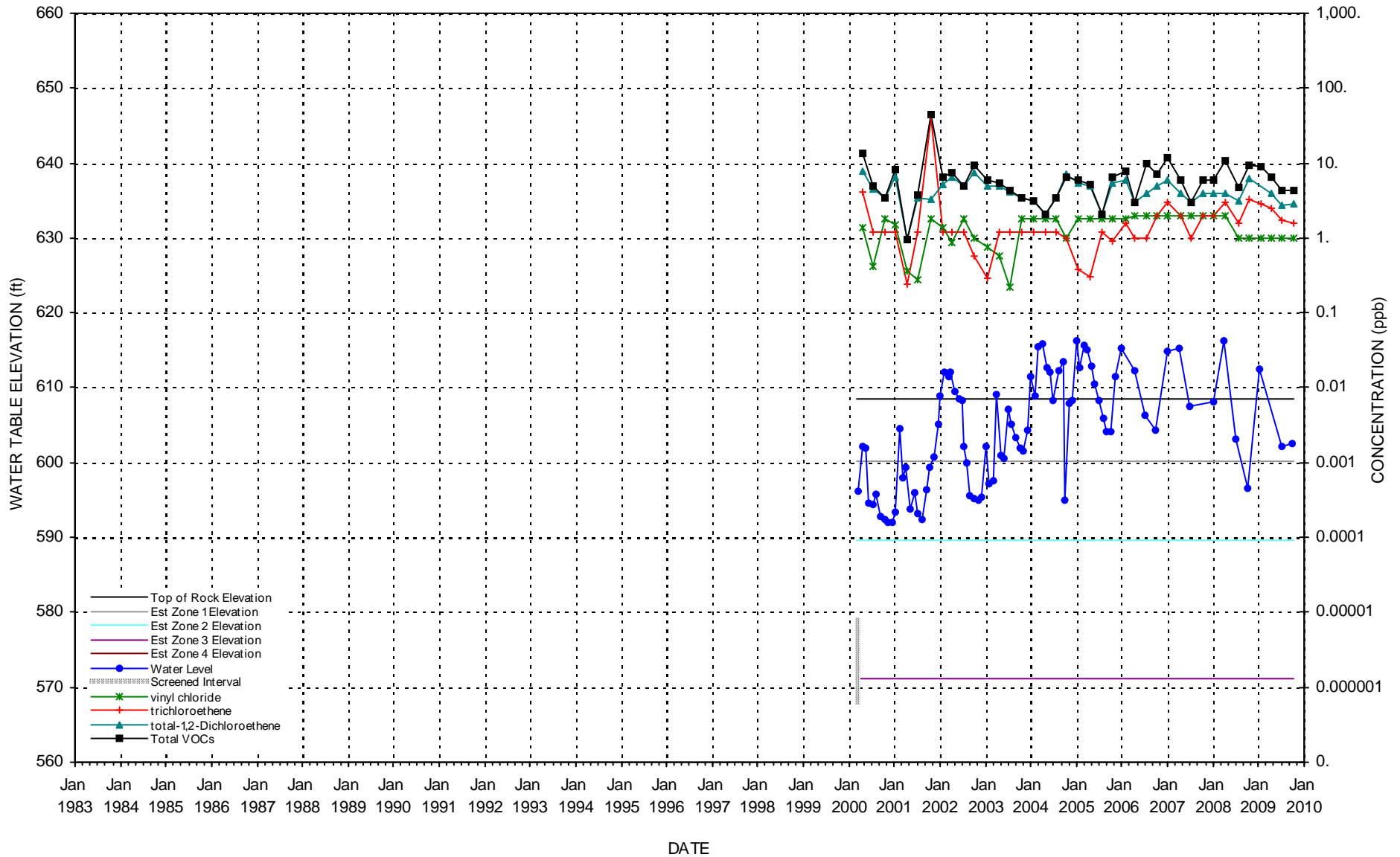
WATER LEVELS & CHLORINATED SOLVENT CONCENTRATIONS

WELL B-39M



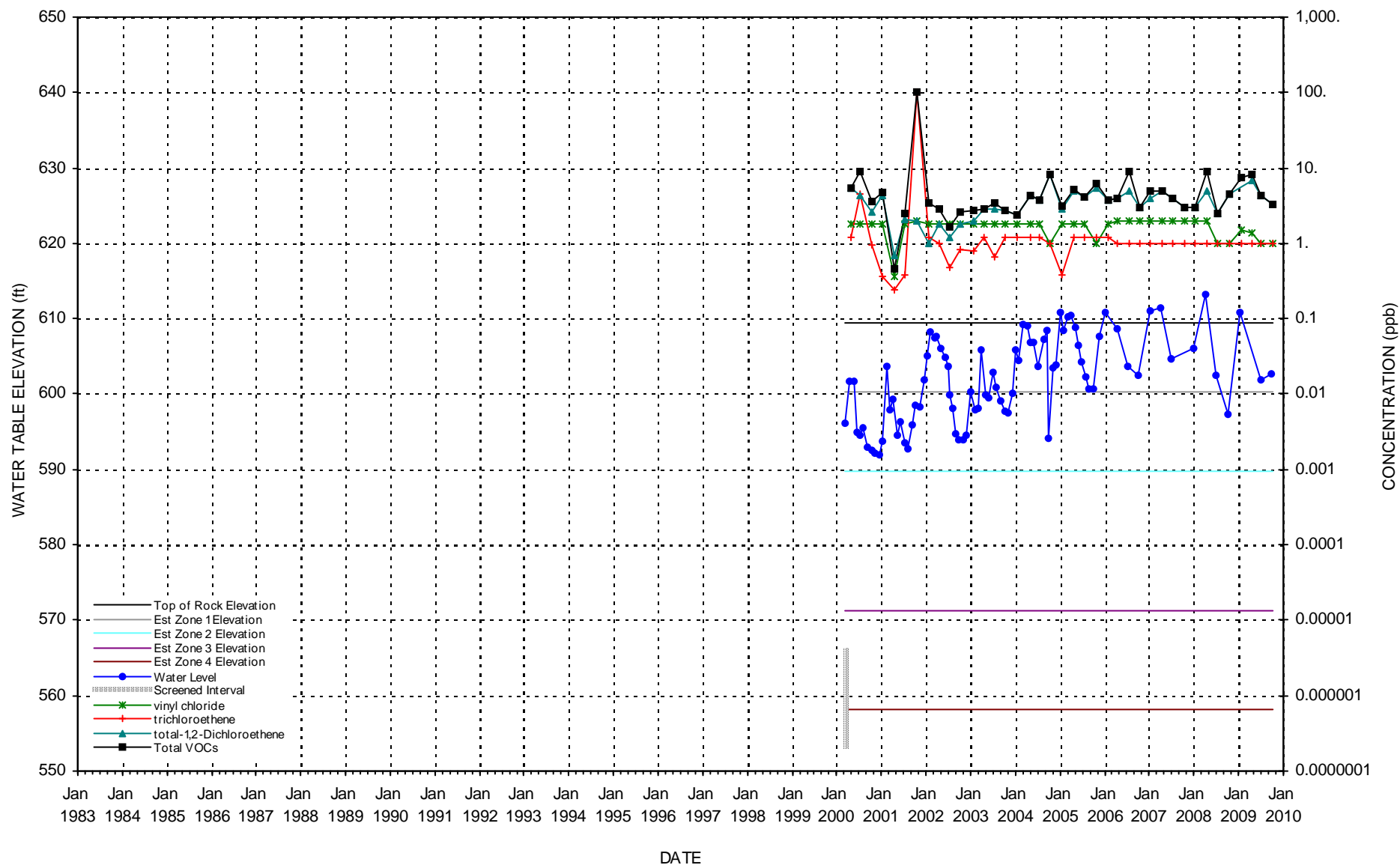
WATER LEVELS & CHLORINATED SOLVENT CONCENTRATIONS

WELL B-40M



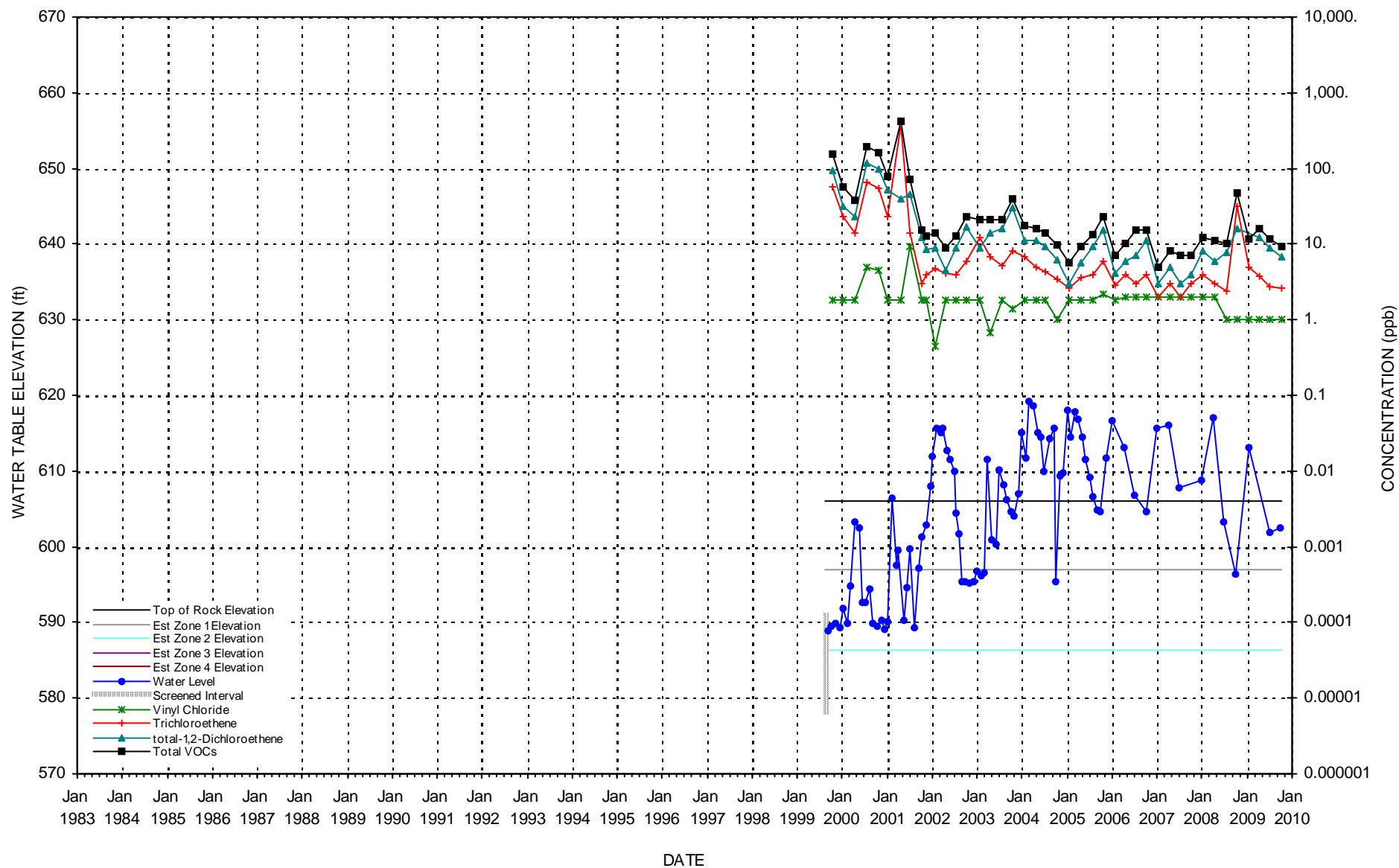
WATER LEVELS & CHLORINATED SOLVENT CONCENTRATIONS

WELL B-41M



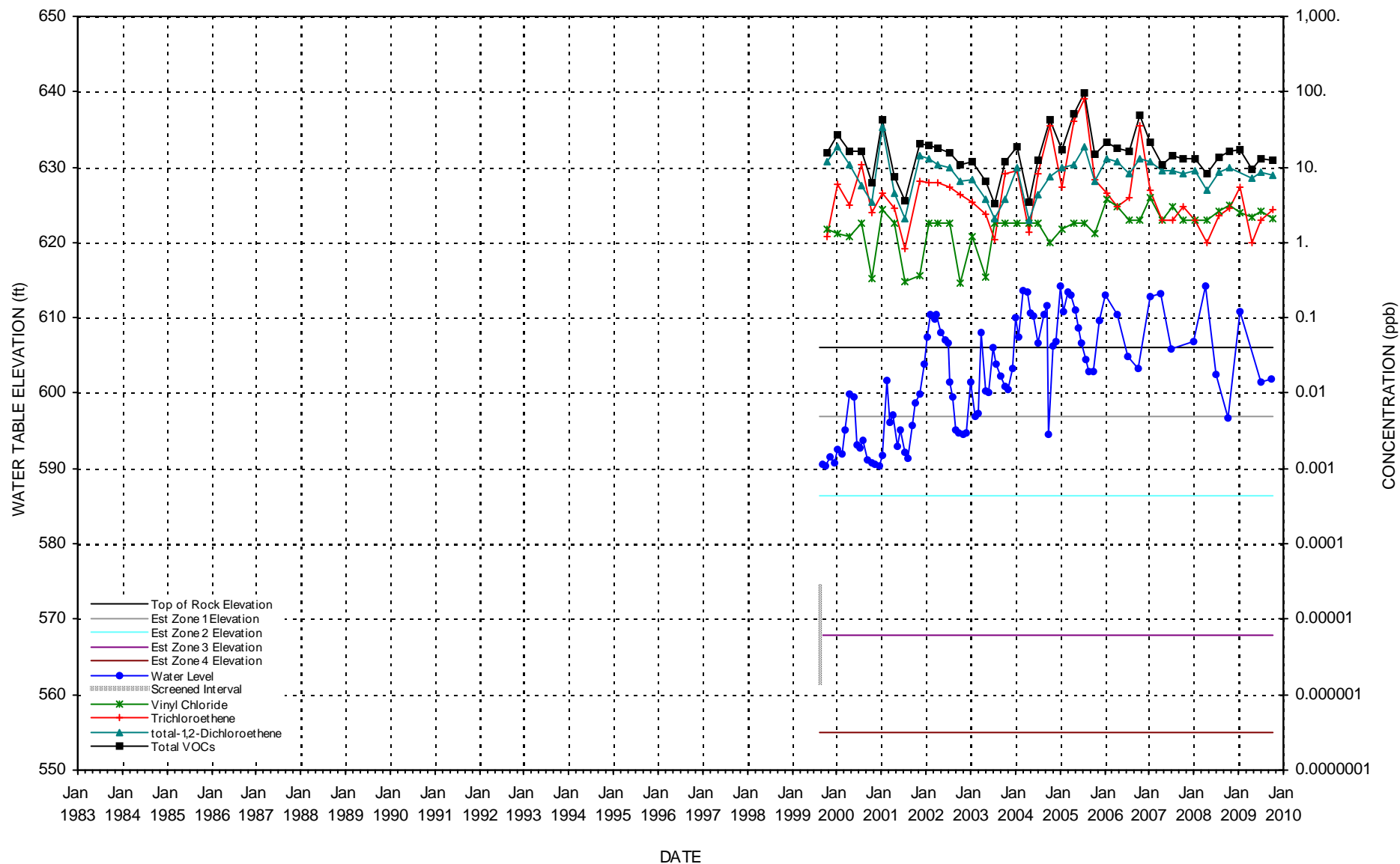
WATER LEVELS & CHLORINATED SOLVENT CONCENTRATIONS

WELL B-42M



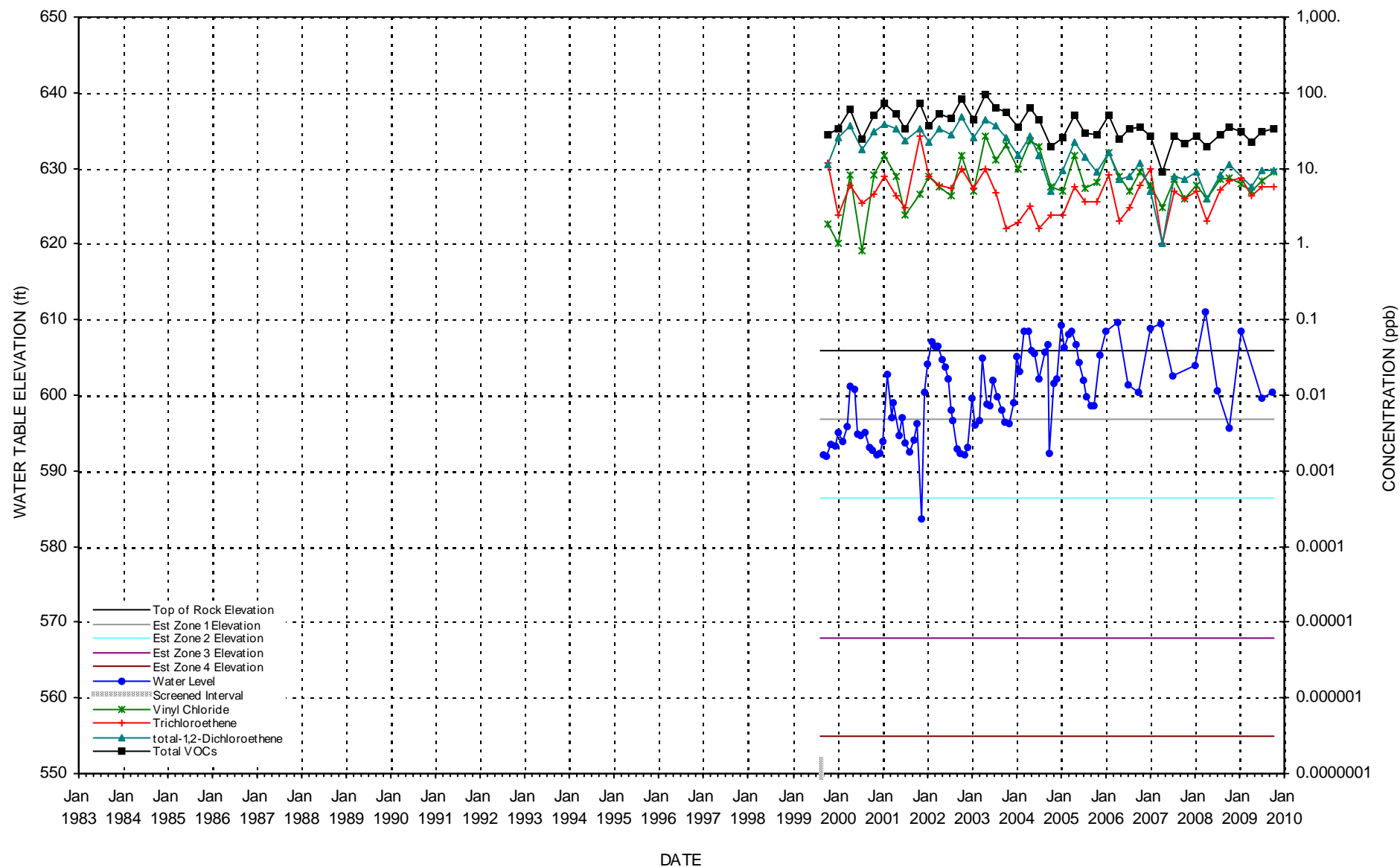
WATER LEVELS & CHLORINATED SOLVENT CONCENTRATIONS

WELL B-43M



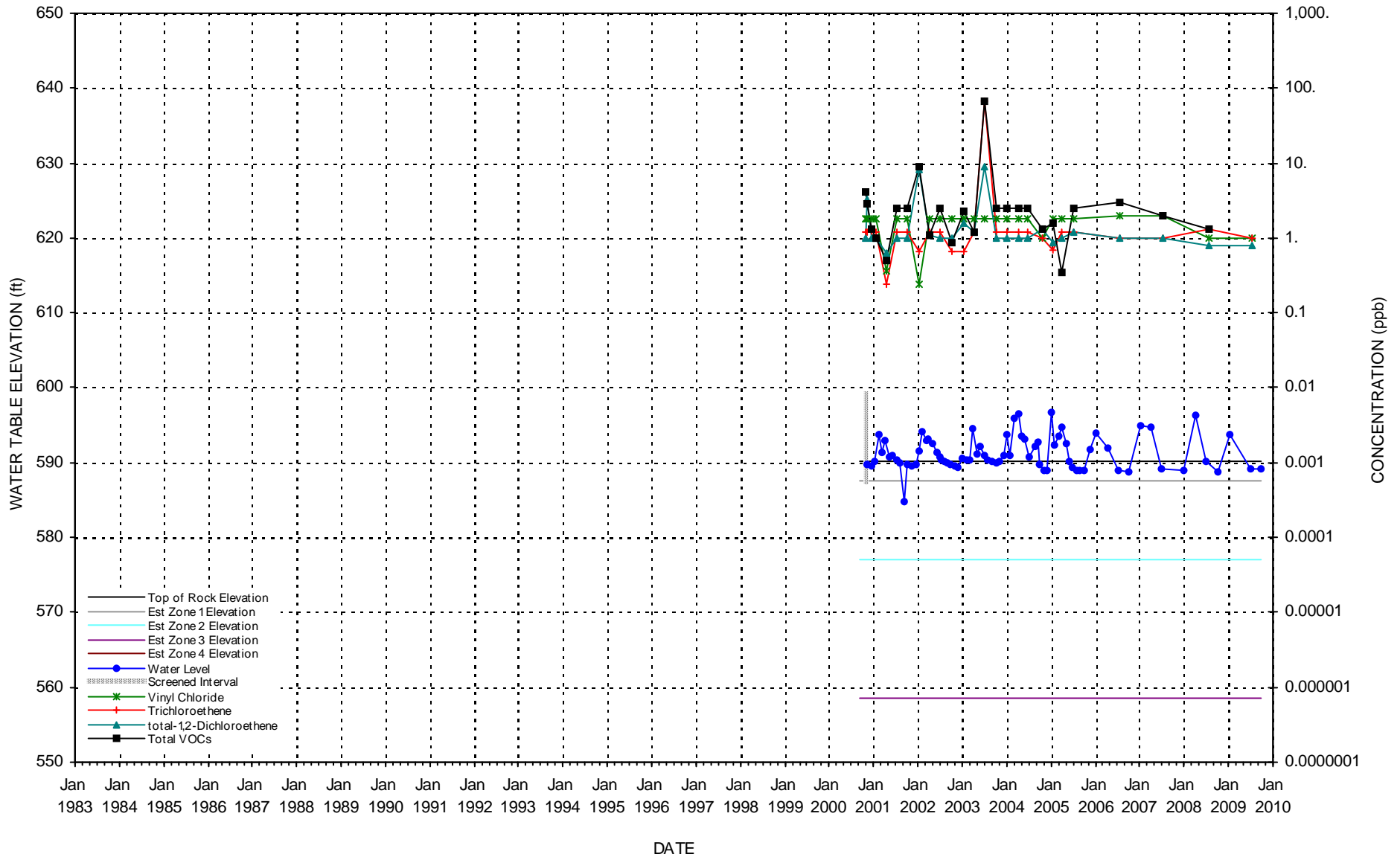
WATER LEVELS & CHLORINATED SOLVENT CONCENTRATIONS

WELL B-44M



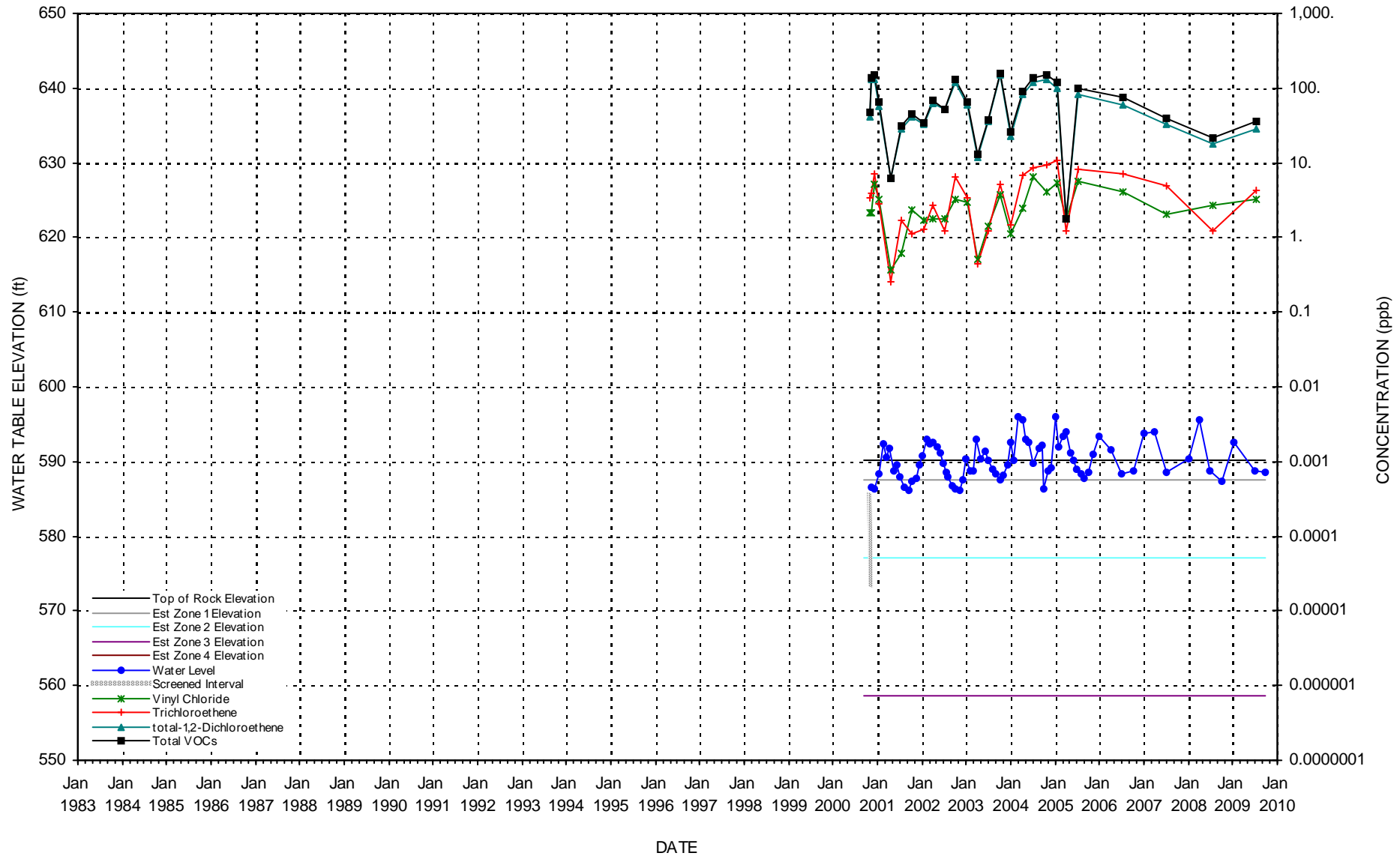
WATER LEVELS & CHLORINATED SOLVENT CONCENTRATIONS

WELL B-45M



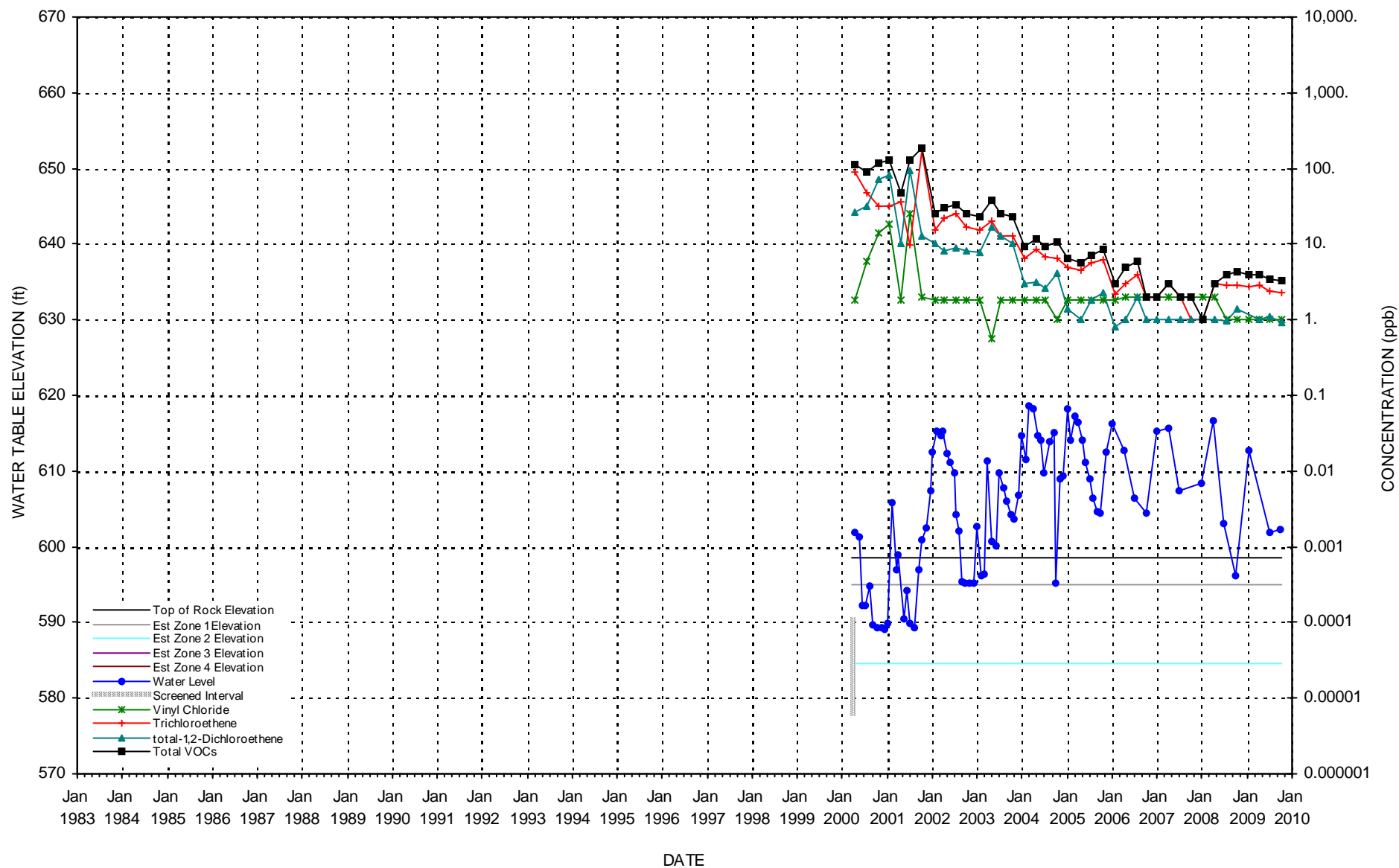
WATER LEVELS & CHLORINATED SOLVENT CONCENTRATIONS

WELL B-46M



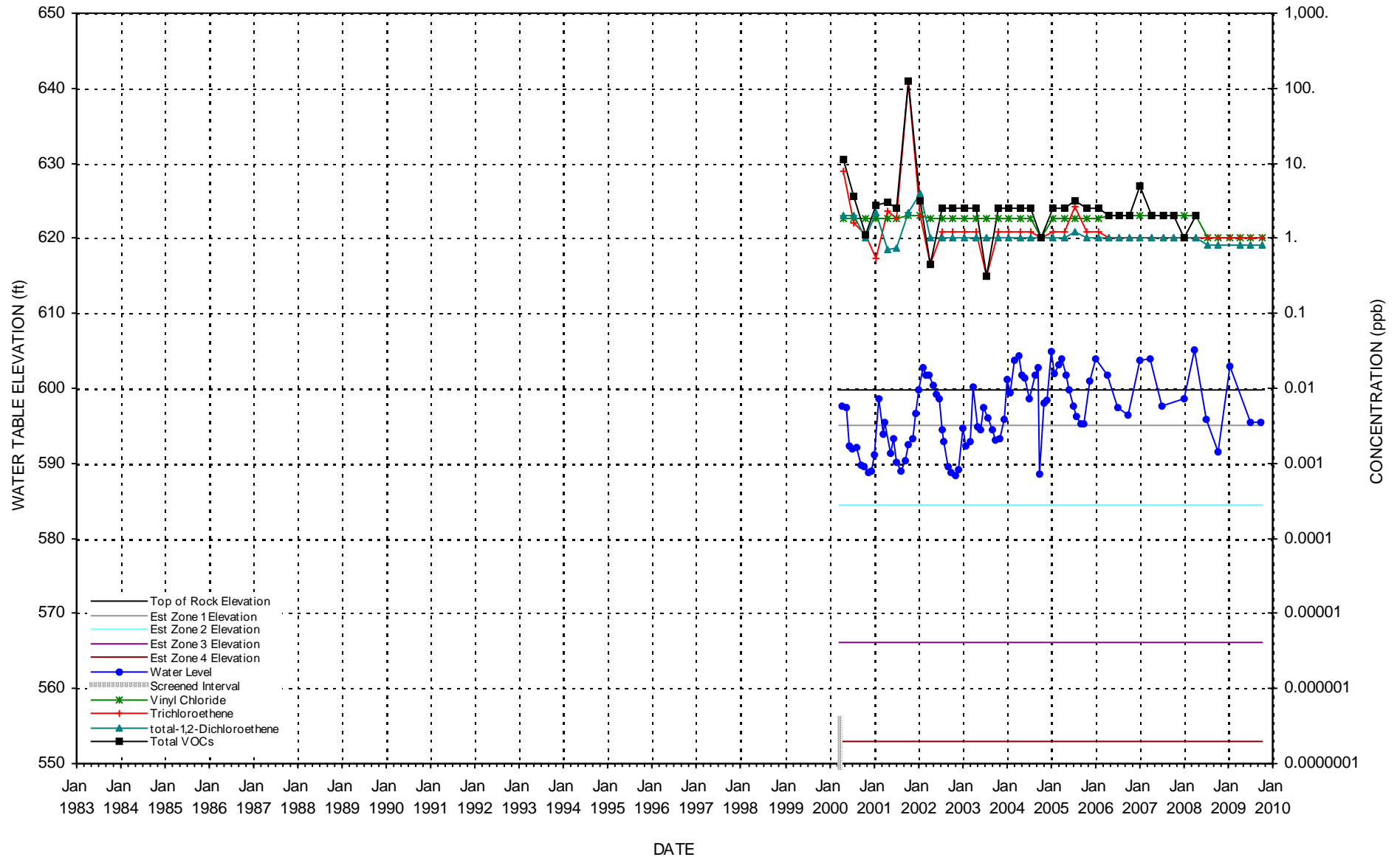
WATER LEVELS & CHLORINATED SOLVENT CONCENTRATIONS

WELL B-48M



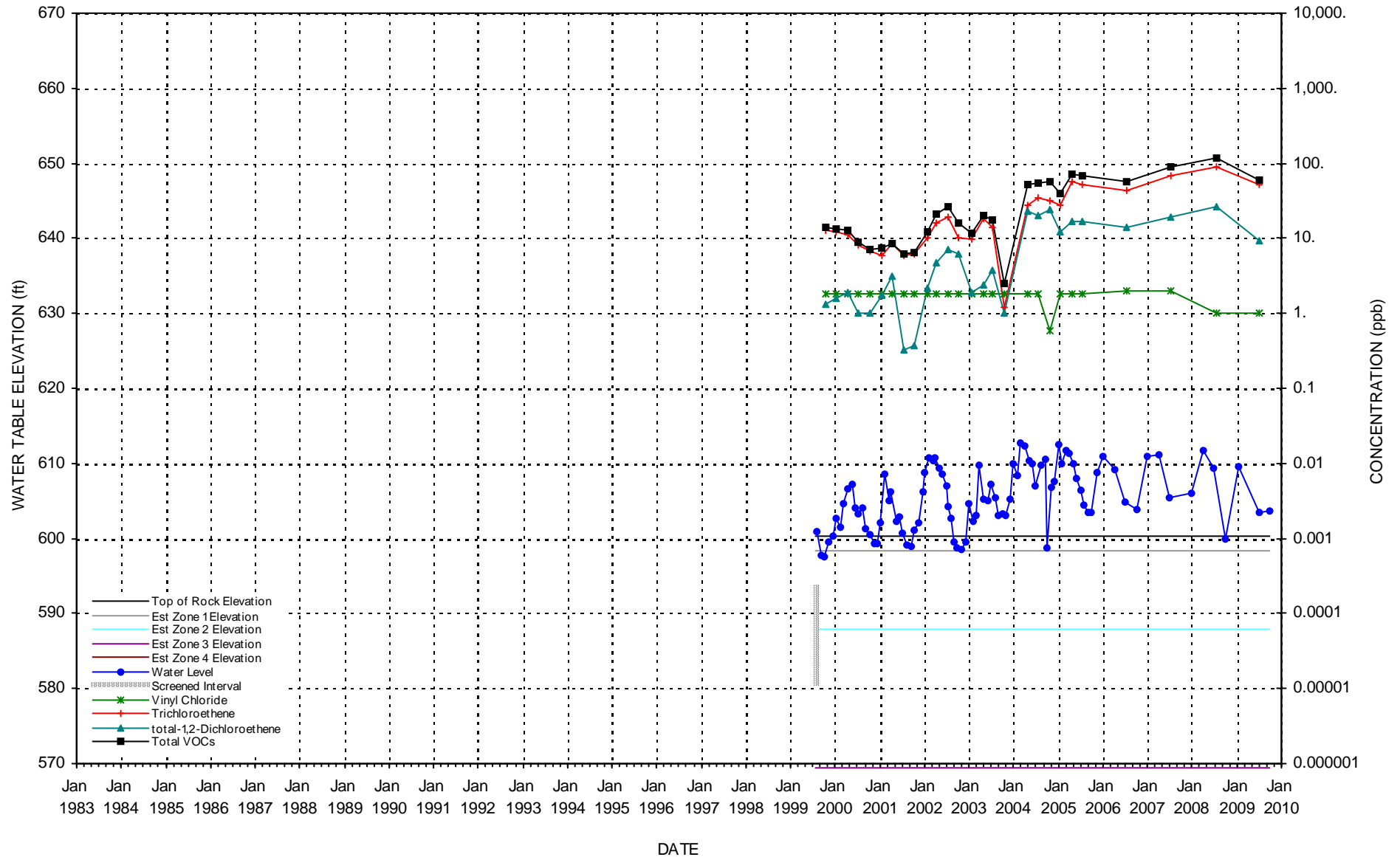
WATER LEVELS & CHLORINATED SOLVENT CONCENTRATIONS

WELL B-49M



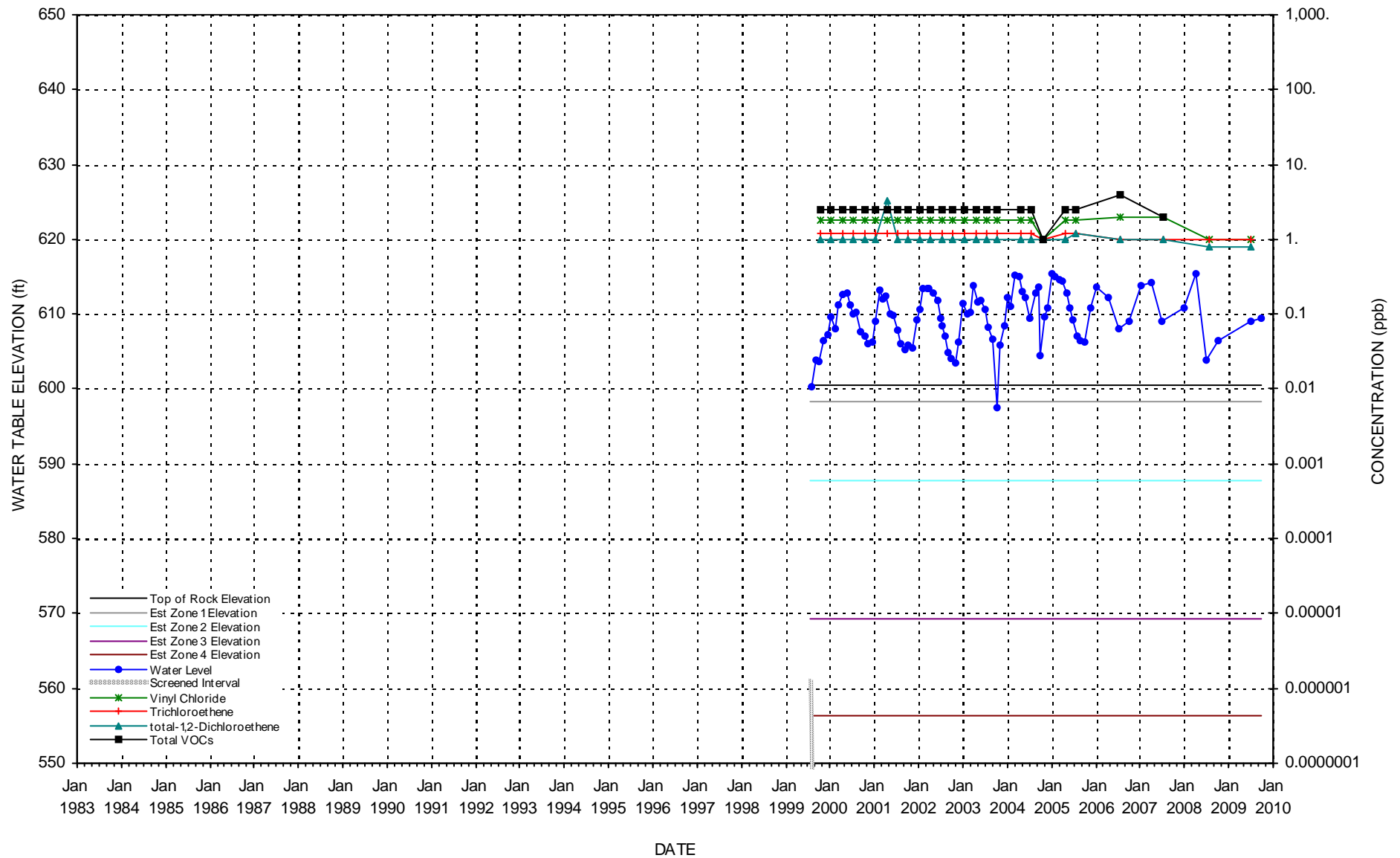
WATER LEVELS & CHLORINATED SOLVENT CONCENTRATIONS

WELL B-50M



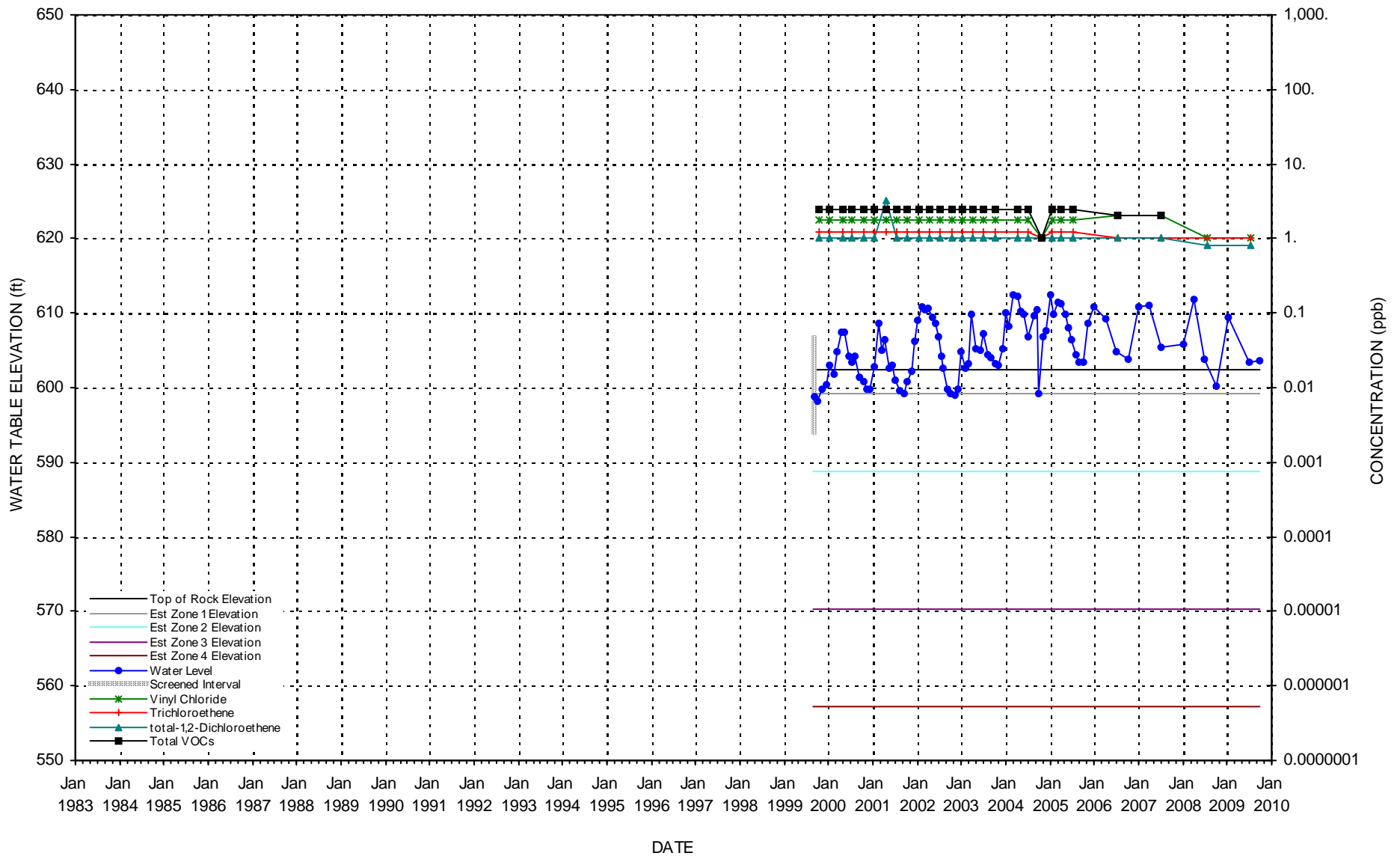
WATER LEVELS & CHLORINATED SOLVENT CONCENTRATIONS

WELL B-51M



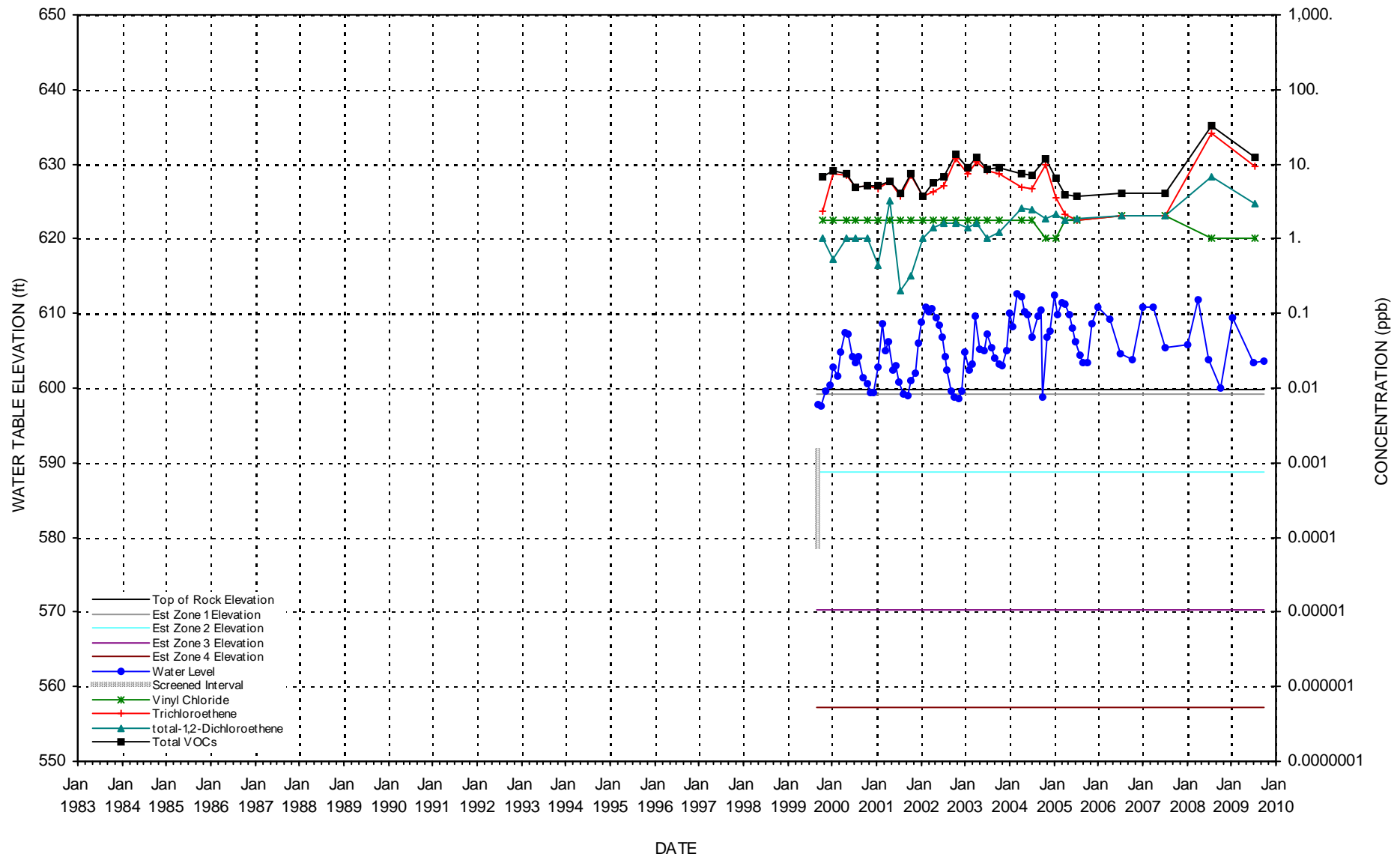
WATER LEVELS & CHLORINATED SOLVENT CONCENTRATIONS

WELL B-52M



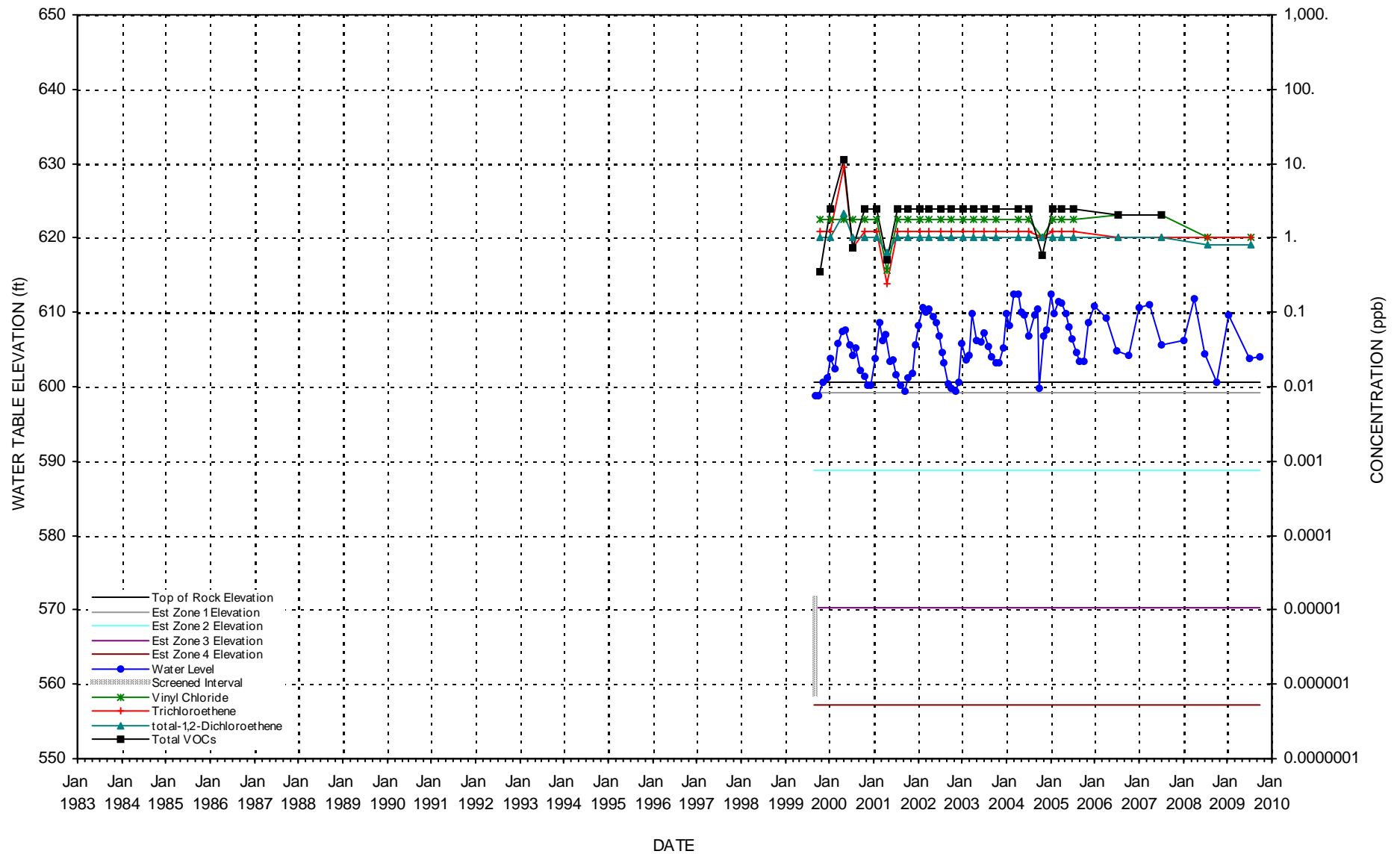
WATER LEVELS & CHLORINATED SOLVENT CONCENTRATIONS

WELL B-53M



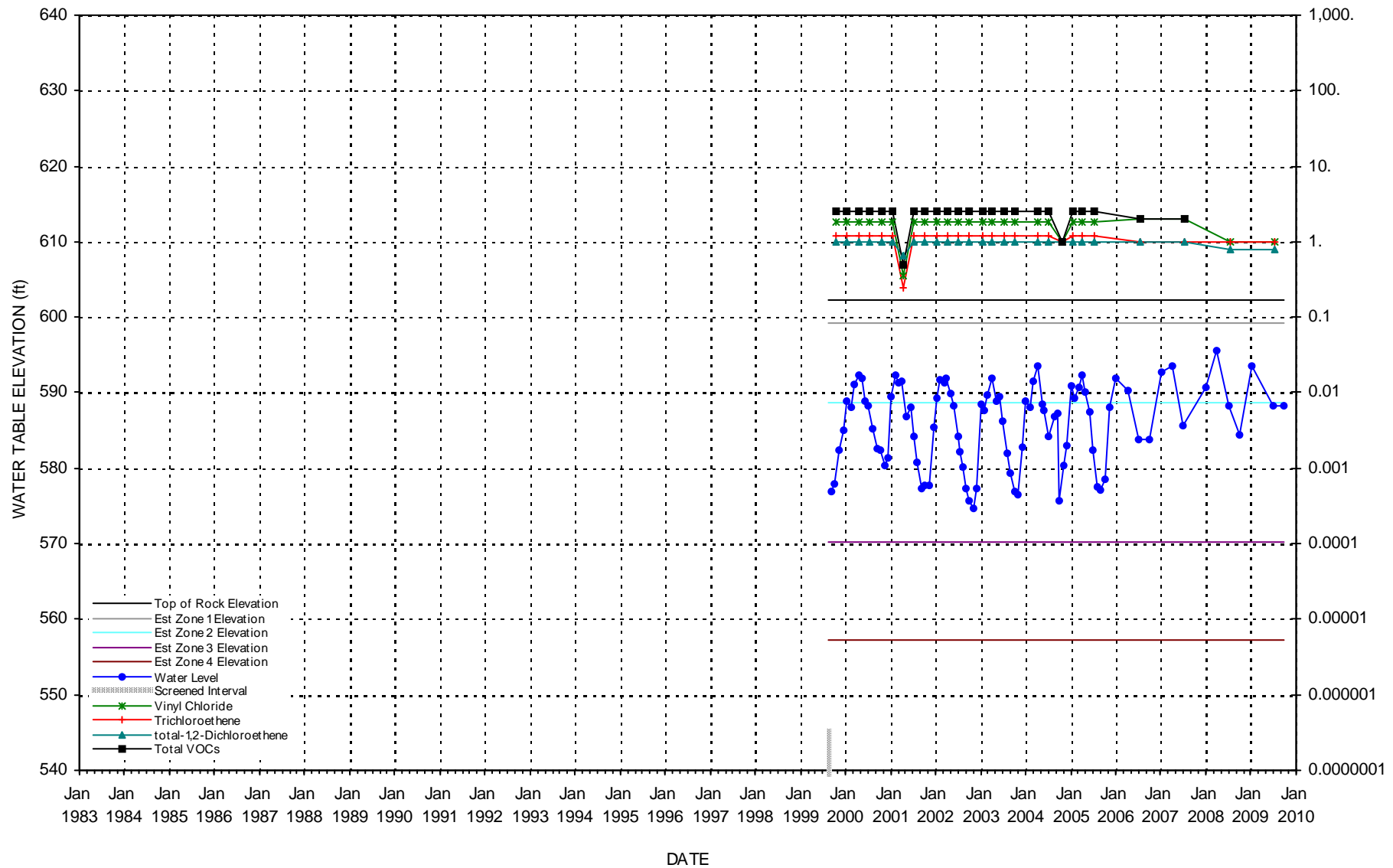
WATER LEVELS & CHLORINATED SOLVENT CONCENTRATIONS

WELL B-54M



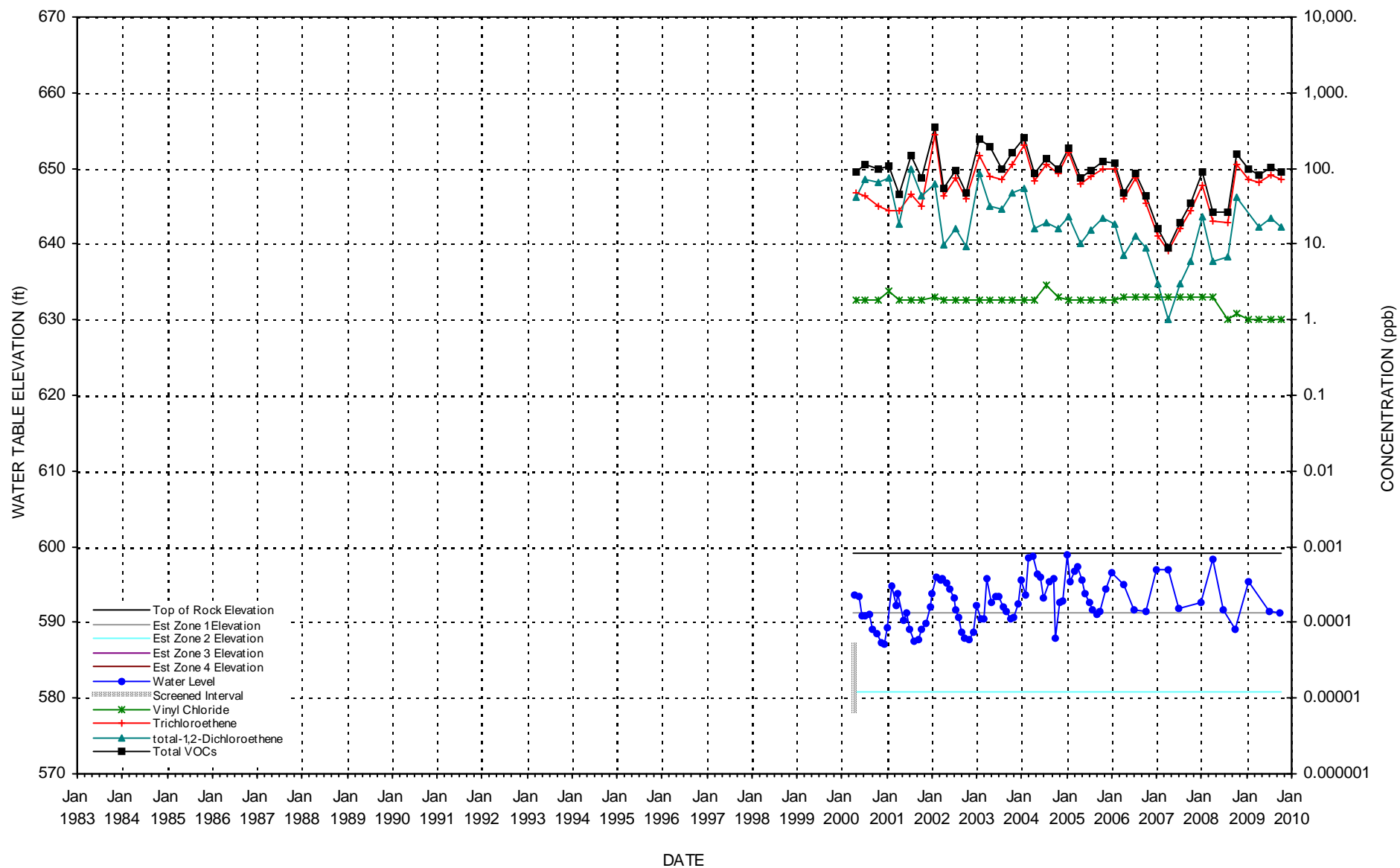
WATER LEVELS & CHLORINATED SOLVENT CONCENTRATIONS

WELL B-55M



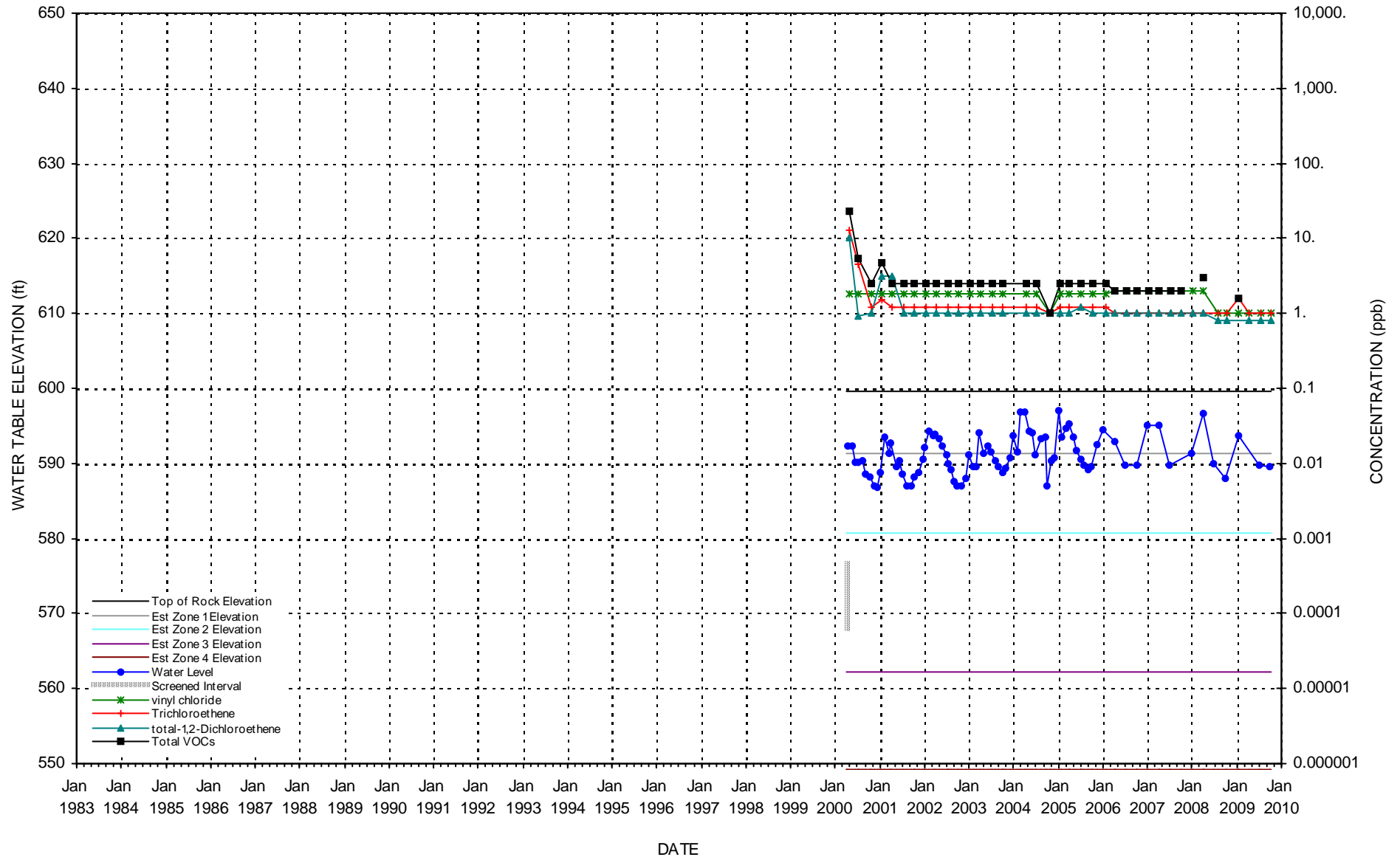
WATER LEVELS & CHLORINATED SOLVENT CONCENTRATIONS

WELL B-56M



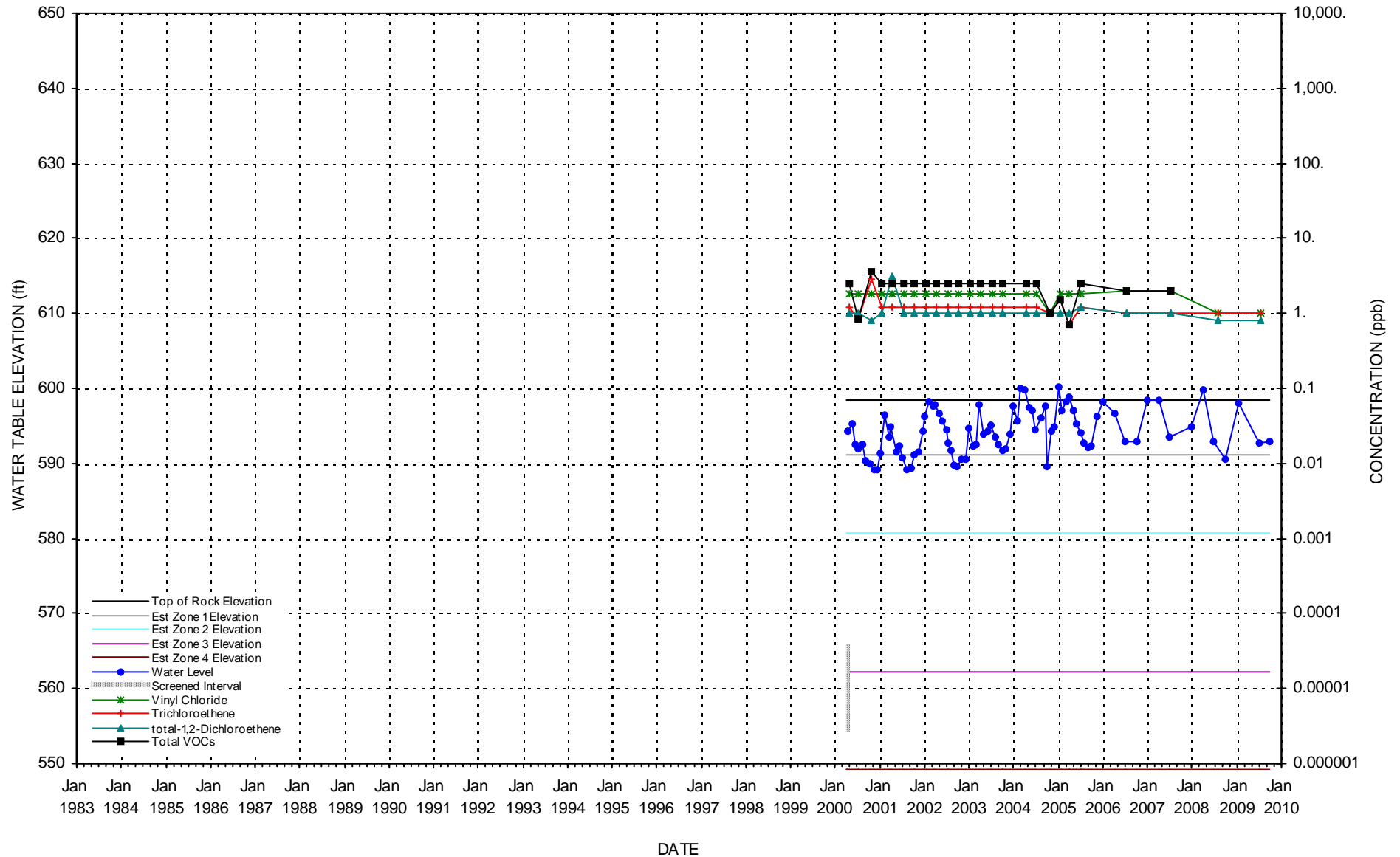
WATER LEVELS & CHLORINATED SOLVENT CONCENTRATIONS

WELL B-57M



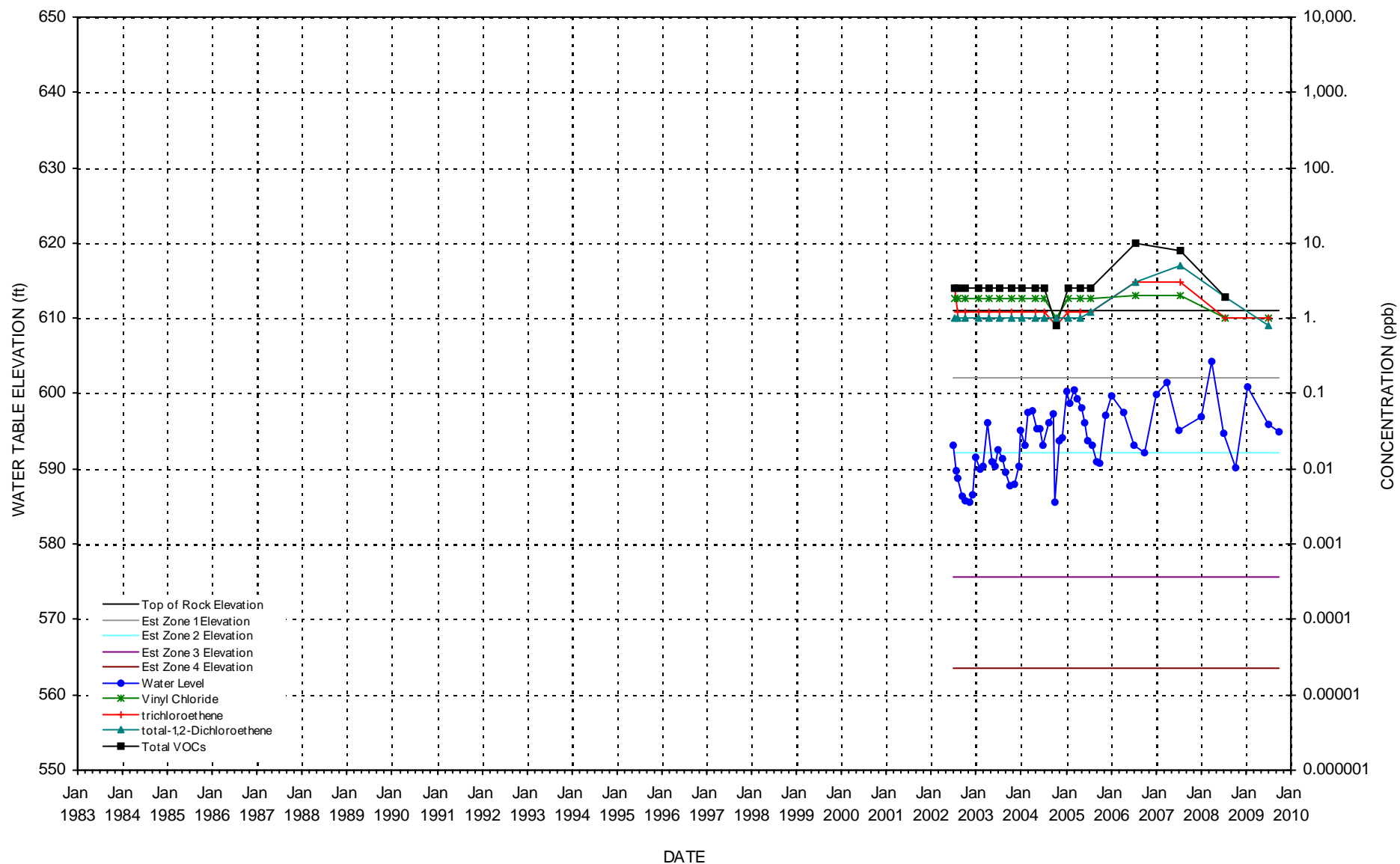
WATER LEVELS & CHLORINATED SOLVENT CONCENTRATIONS

WELL B-58M



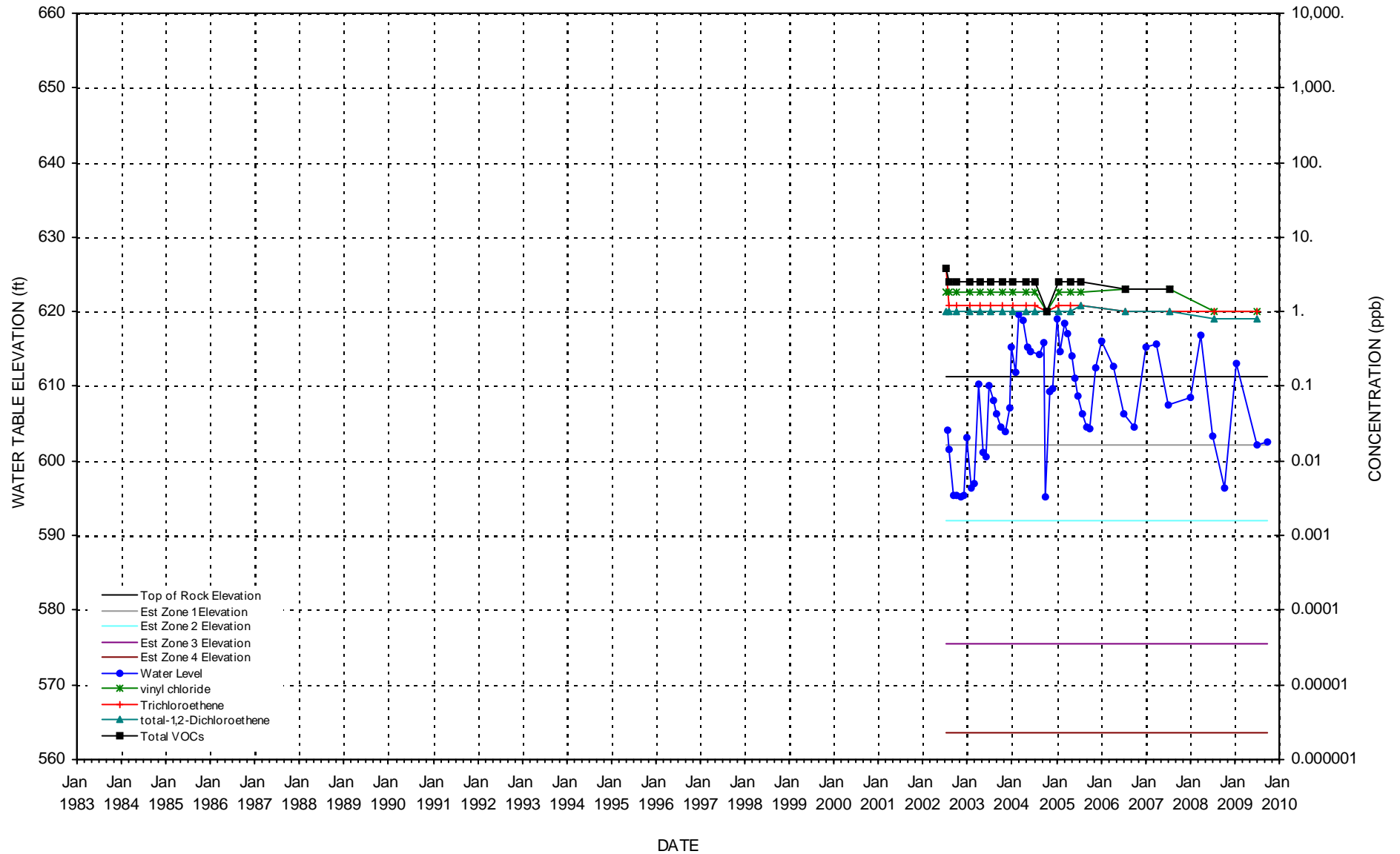
WATER LEVELS & CHLORINATED SOLVENT CONCENTRATIONS

WELL B-59M



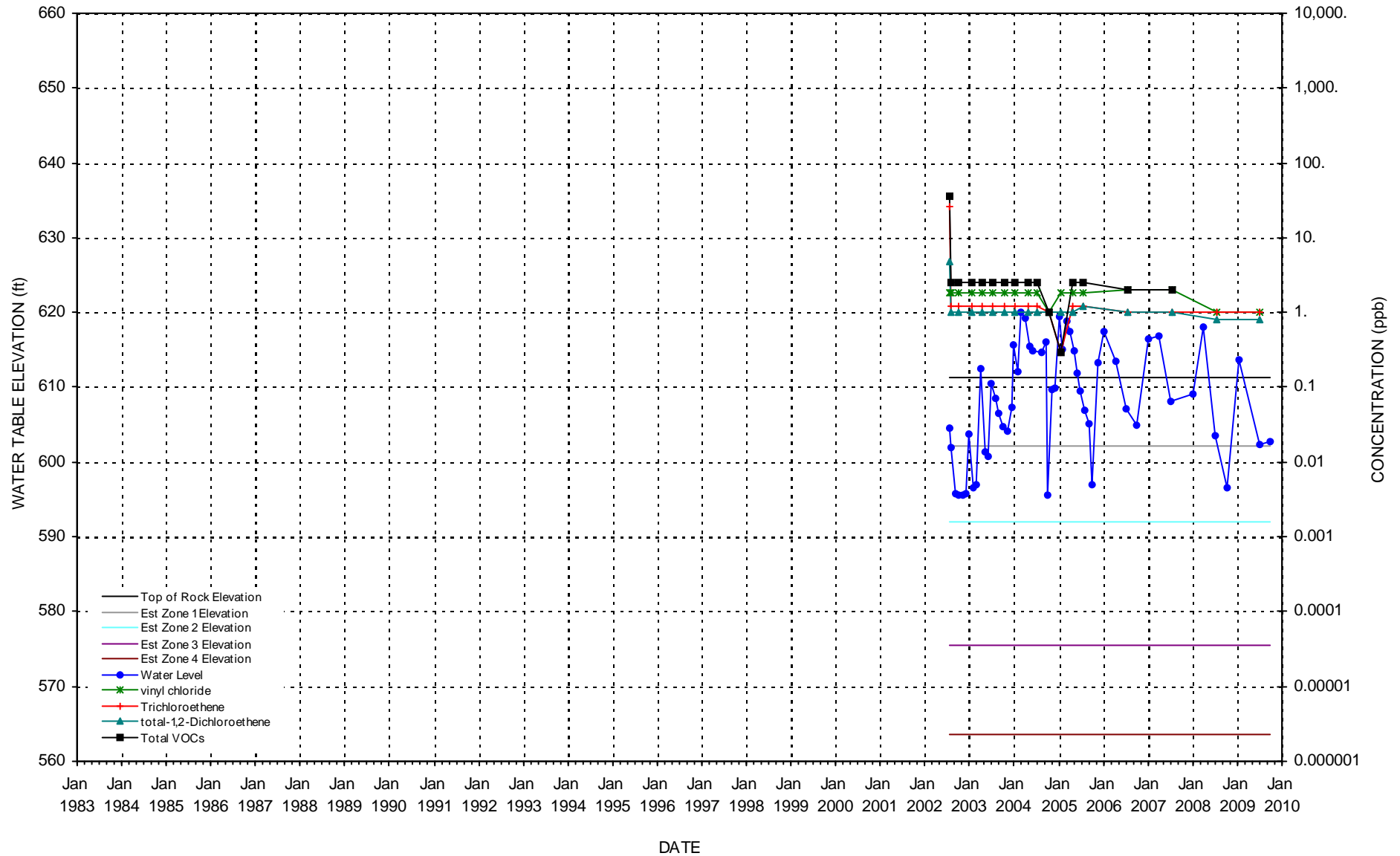
WATER LEVELS & CHLORINATED SOLVENT CONCENTRATIONS

WELL B-60M



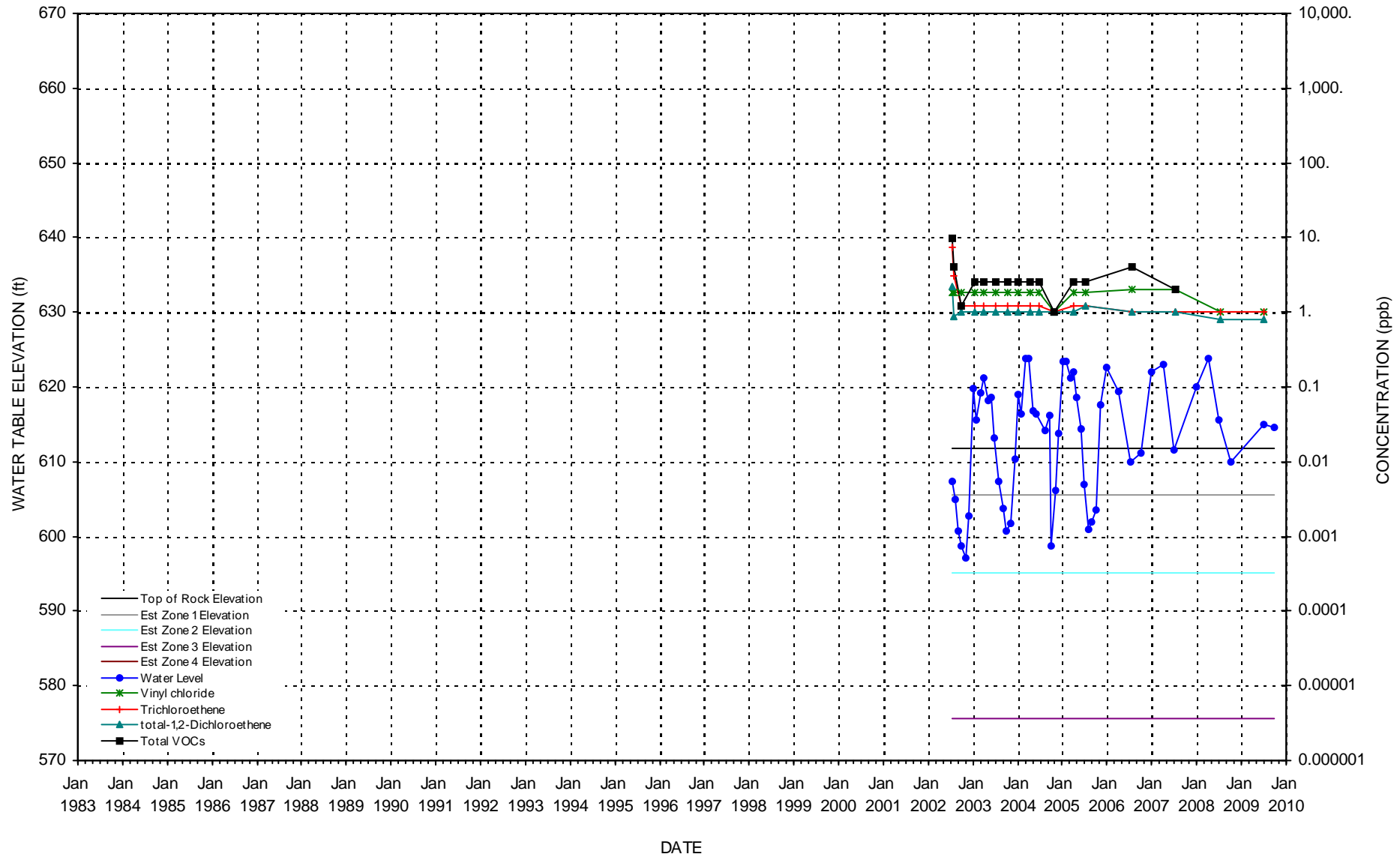
WATER LEVELS & CHLORINATED SOLVENT CONCENTRATIONS

WELL B-61M



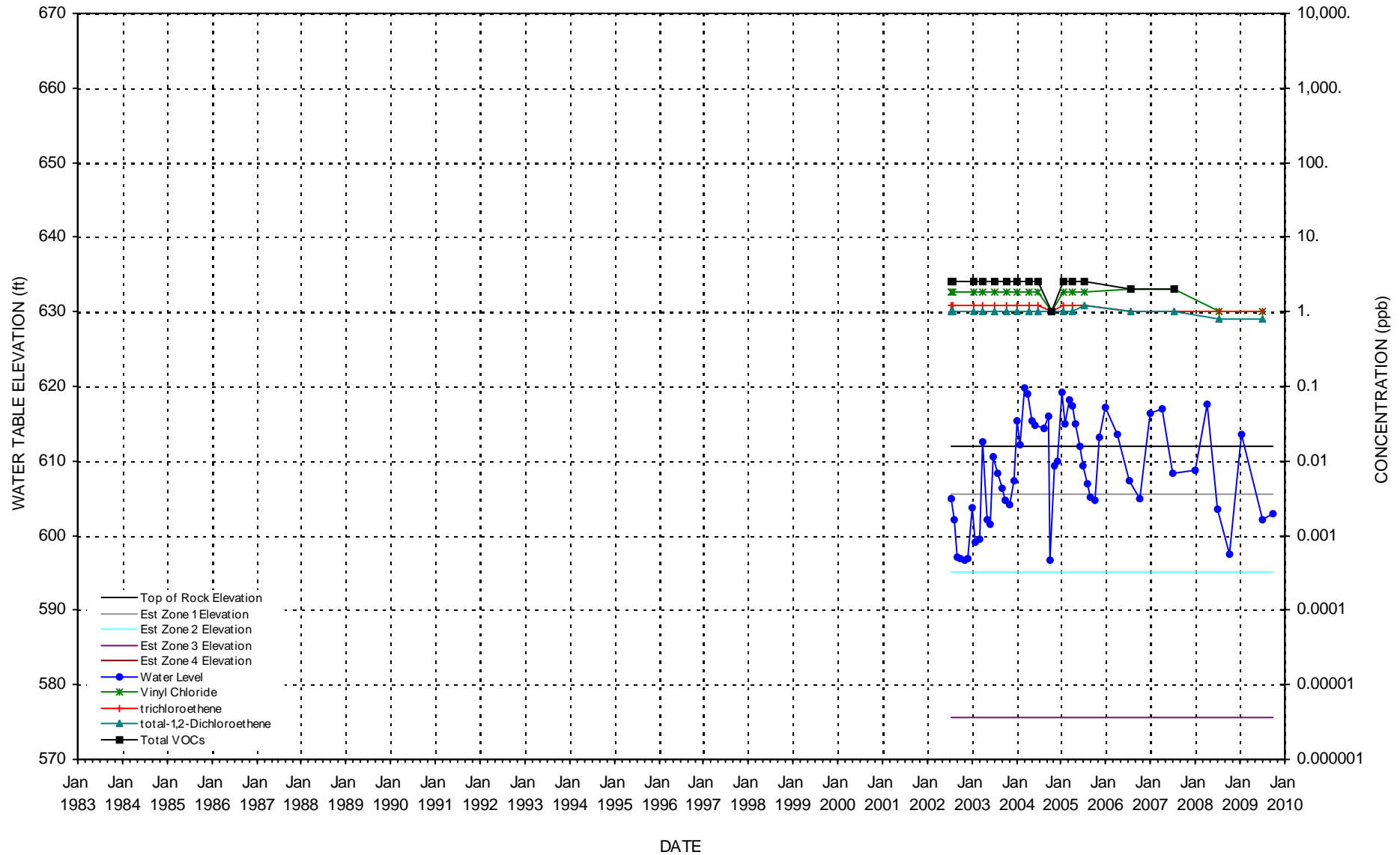
WATER LEVELS & CHLORINATED SOLVENT CONCENTRATIONS

WELL B-62M



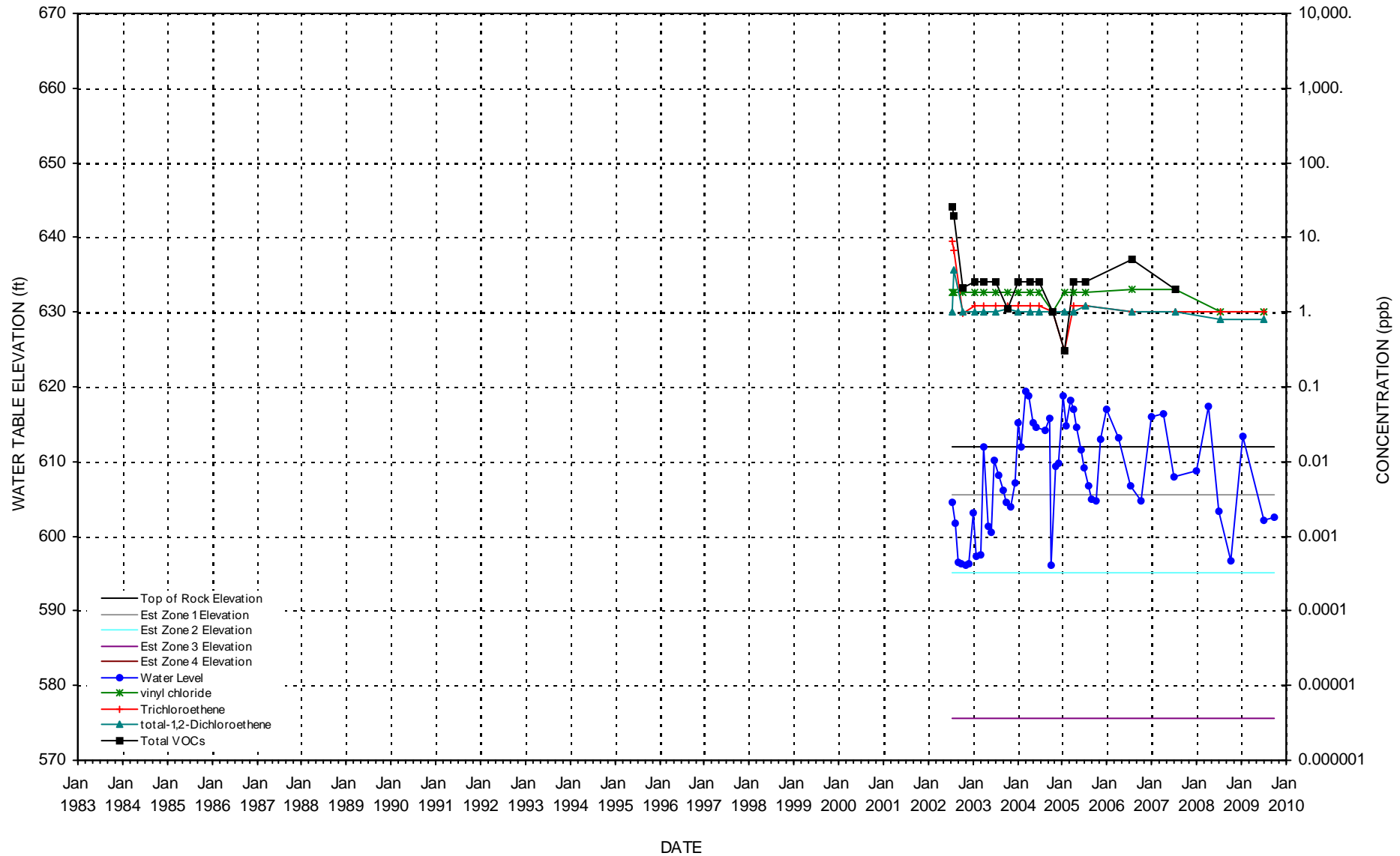
WATER LEVELS & CHLORINATED SOLVENT CONCENTRATIONS

WELL B-63M



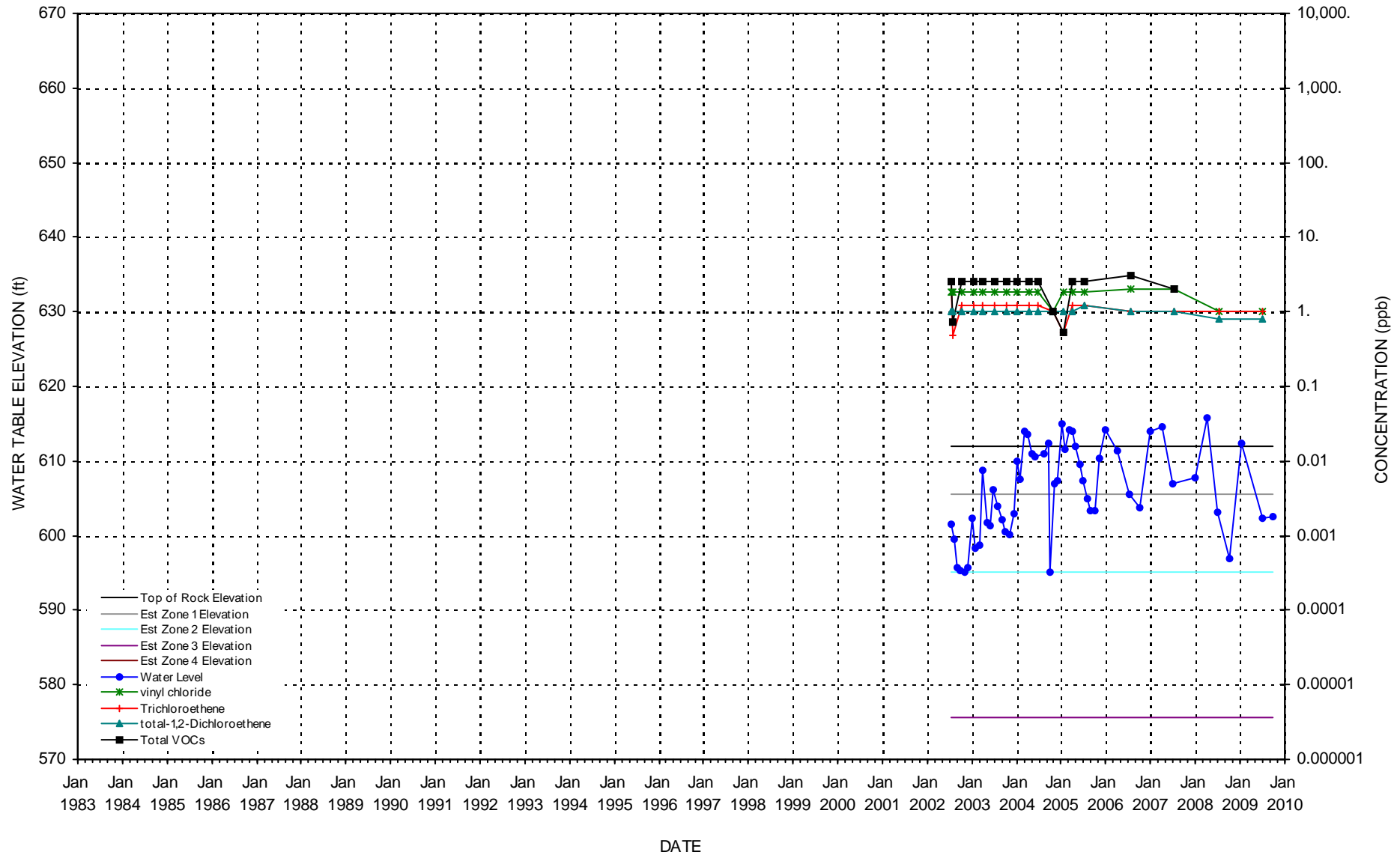
WATER LEVELS & CHLORINATED SOLVENT CONCENTRATIONS

WELL B-64M



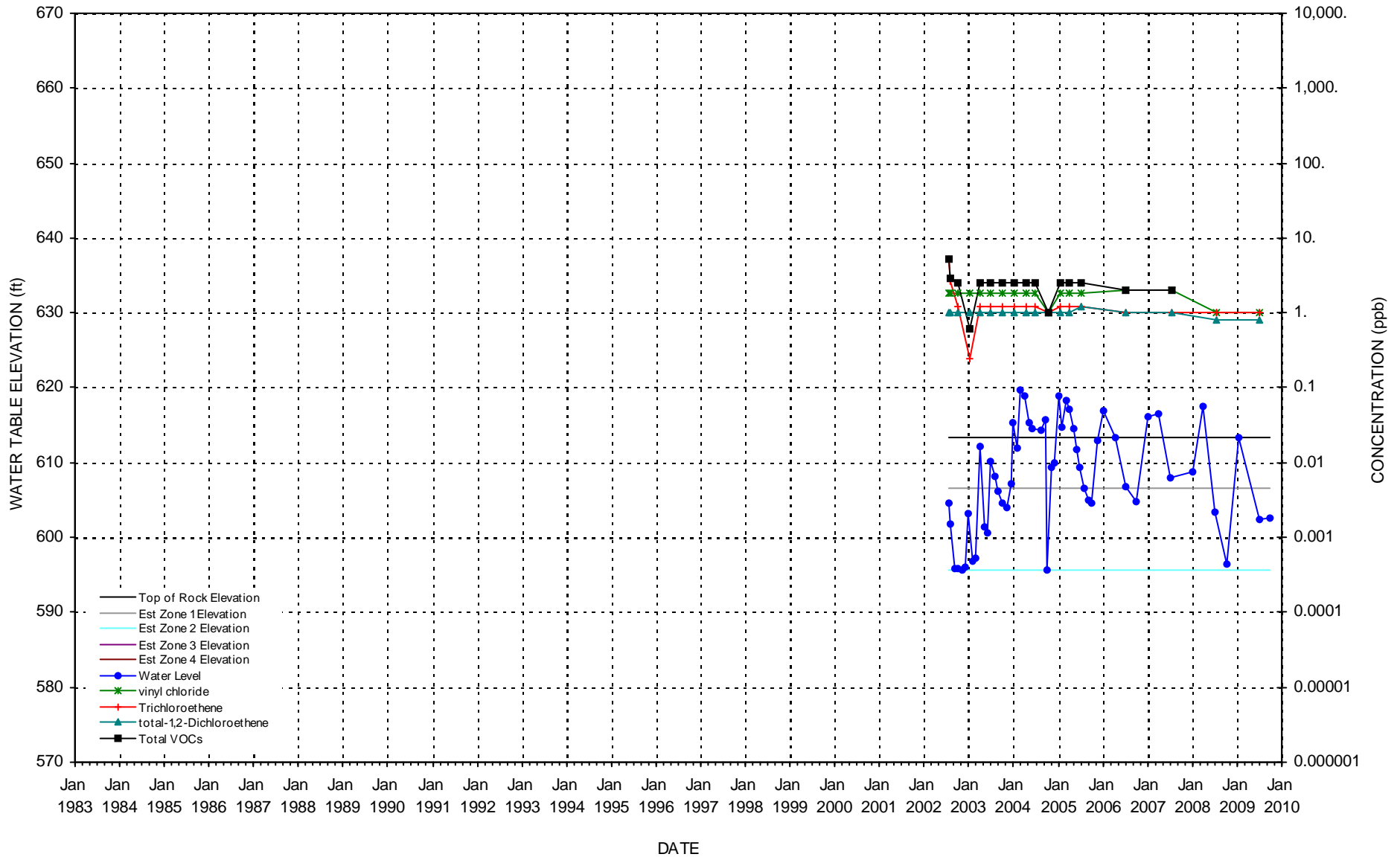
WATER LEVELS & CHLORINATED SOLVENT CONCENTRATIONS

WELL B-65M



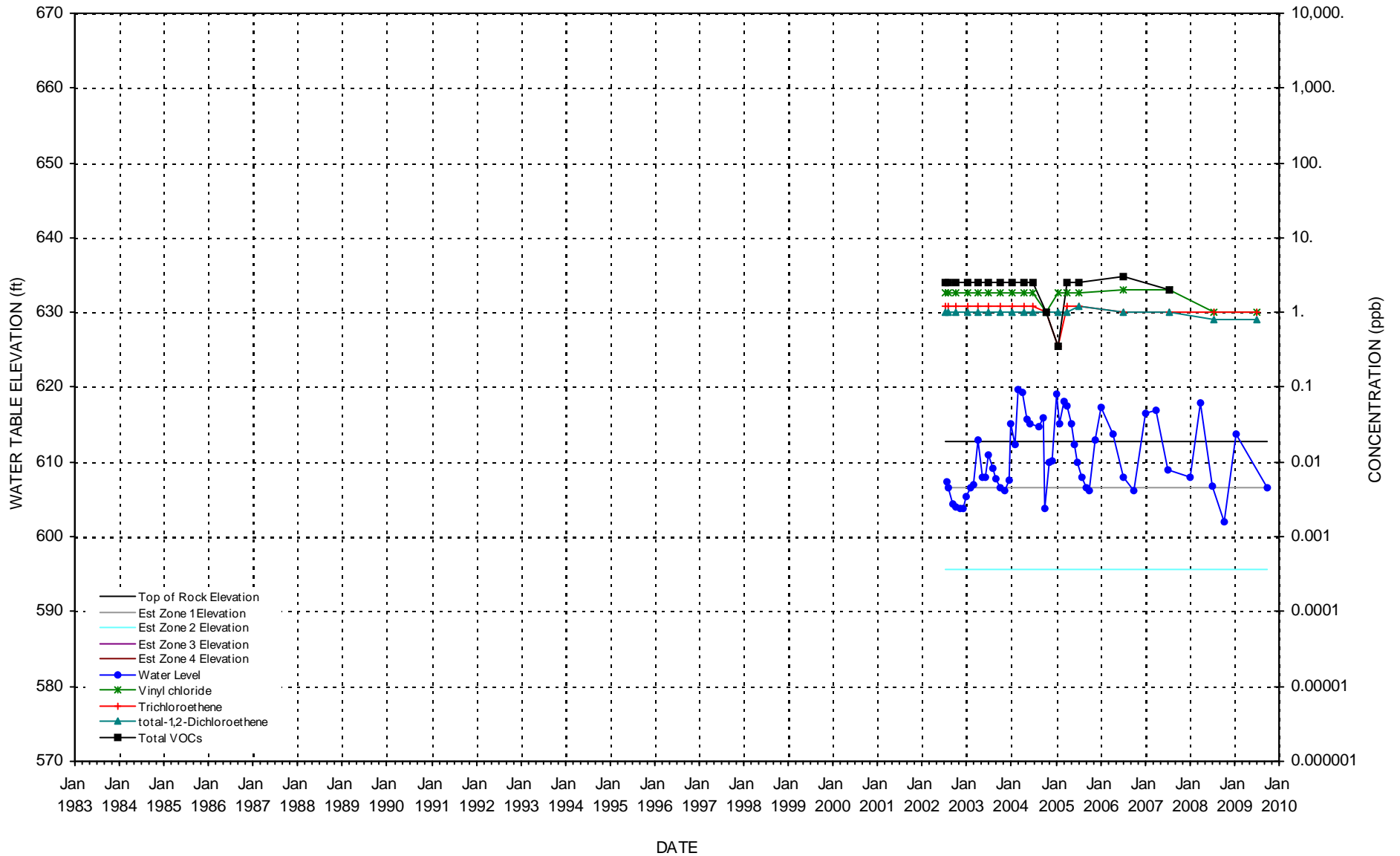
WATER LEVELS & CHLORINATED SOLVENT CONCENTRATIONS

WELL B-66M



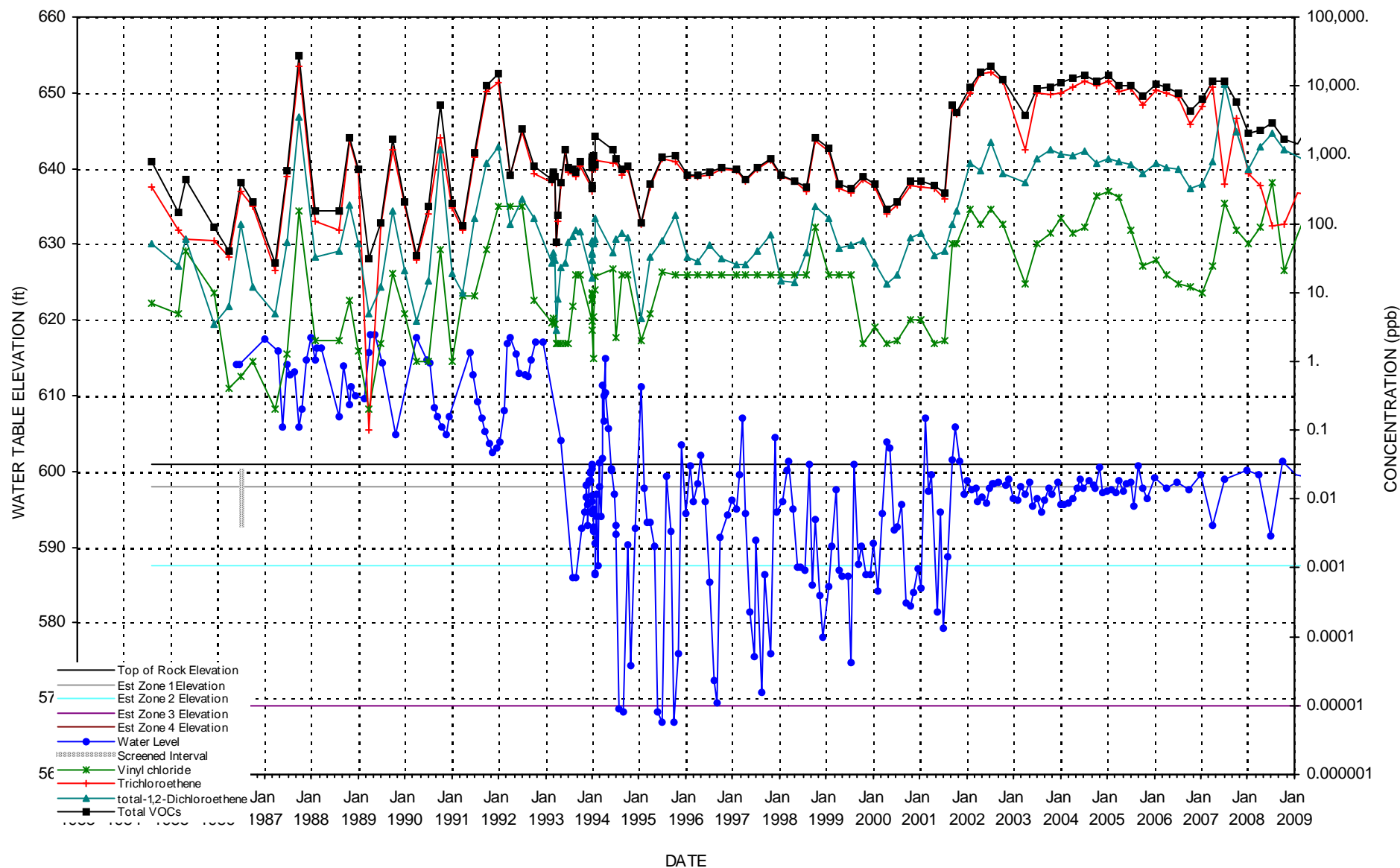
WATER LEVELS & CHLORINATED SOLVENT CONCENTRATIONS

WELL B-67M



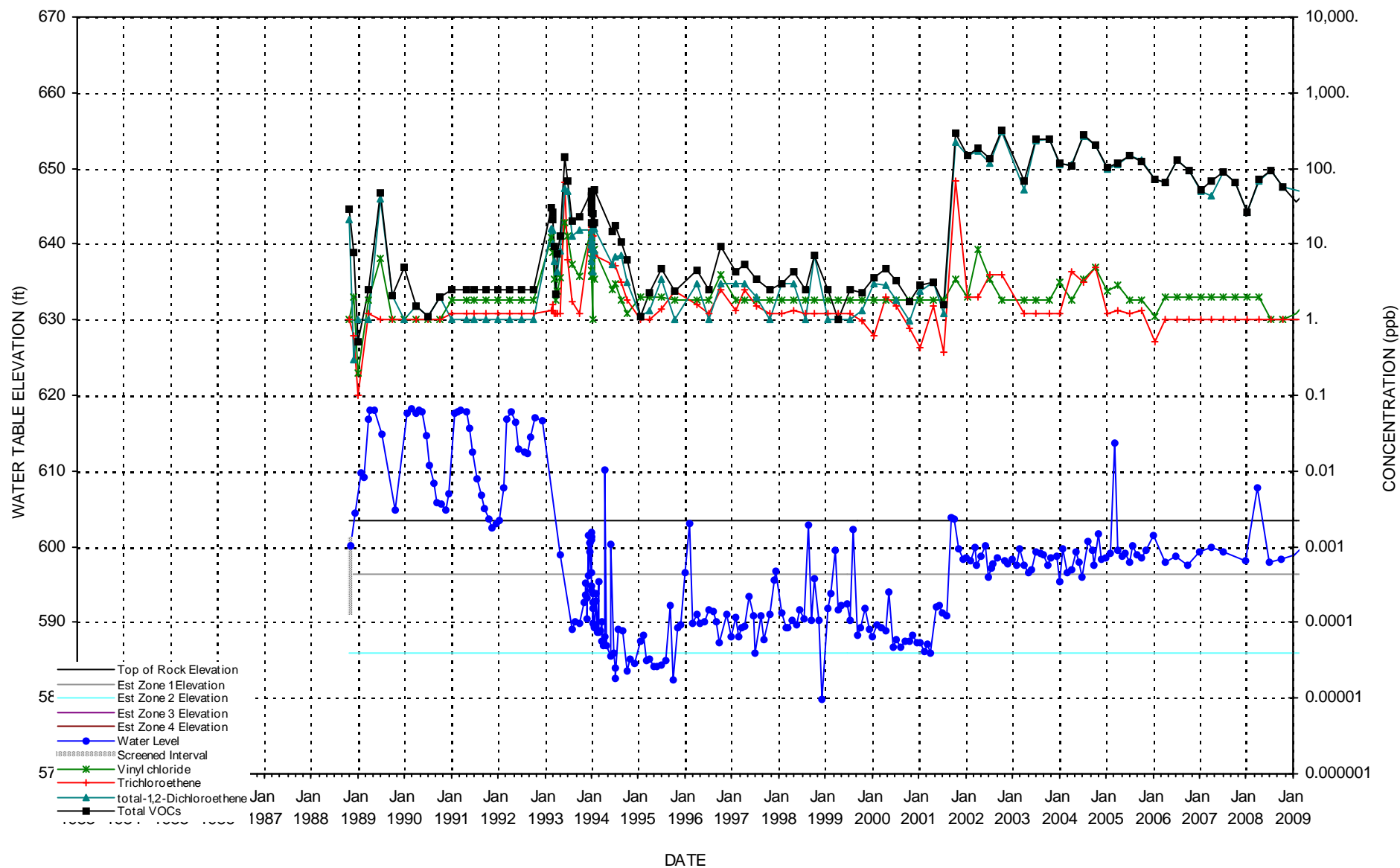
WATER LEVELS & CHLORINATED SOLVENT CONCENTRATIONS

WELL P-2



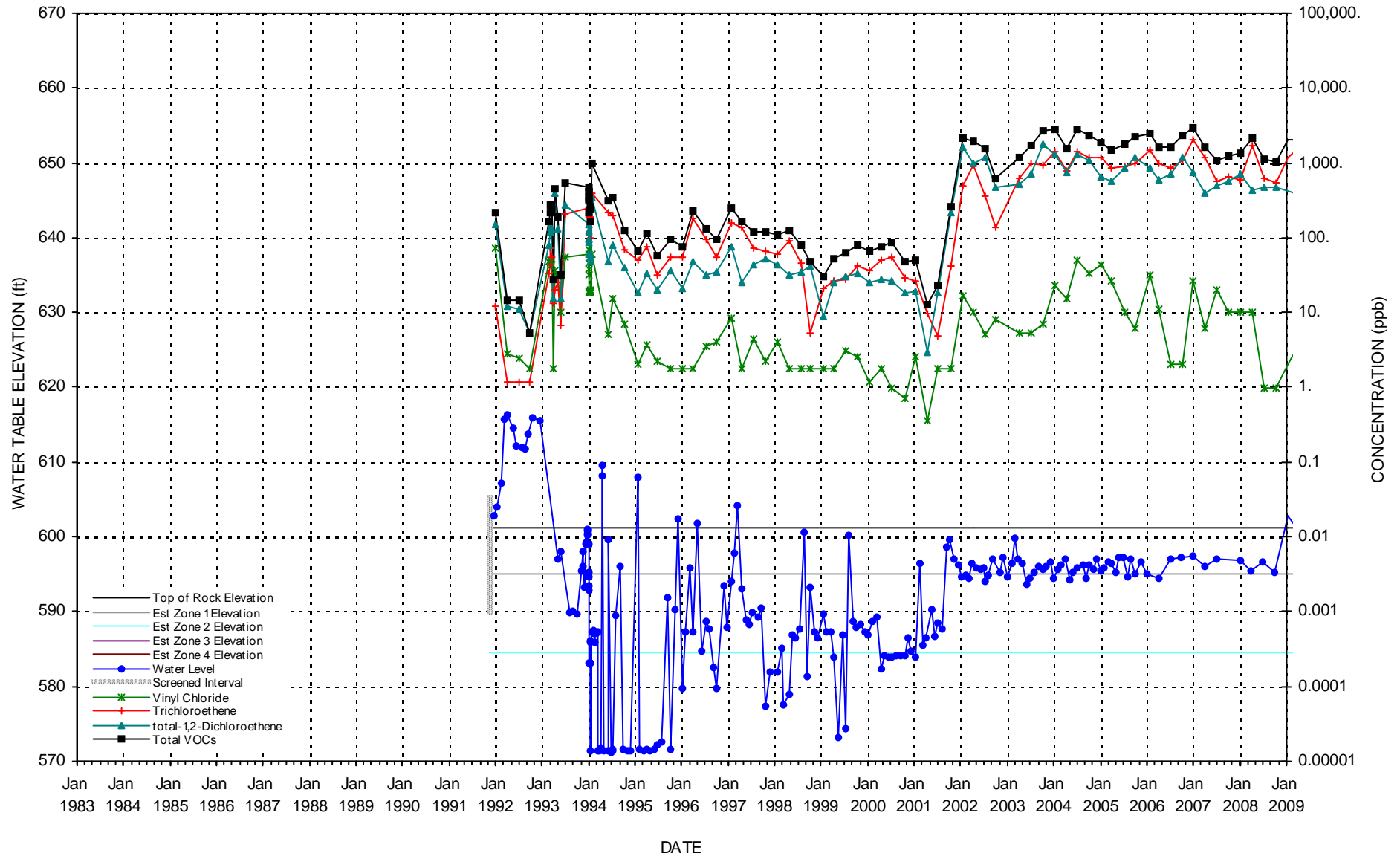
WATER LEVELS & CHLORINATED SOLVENT CONCENTRATIONS

WELL P-3



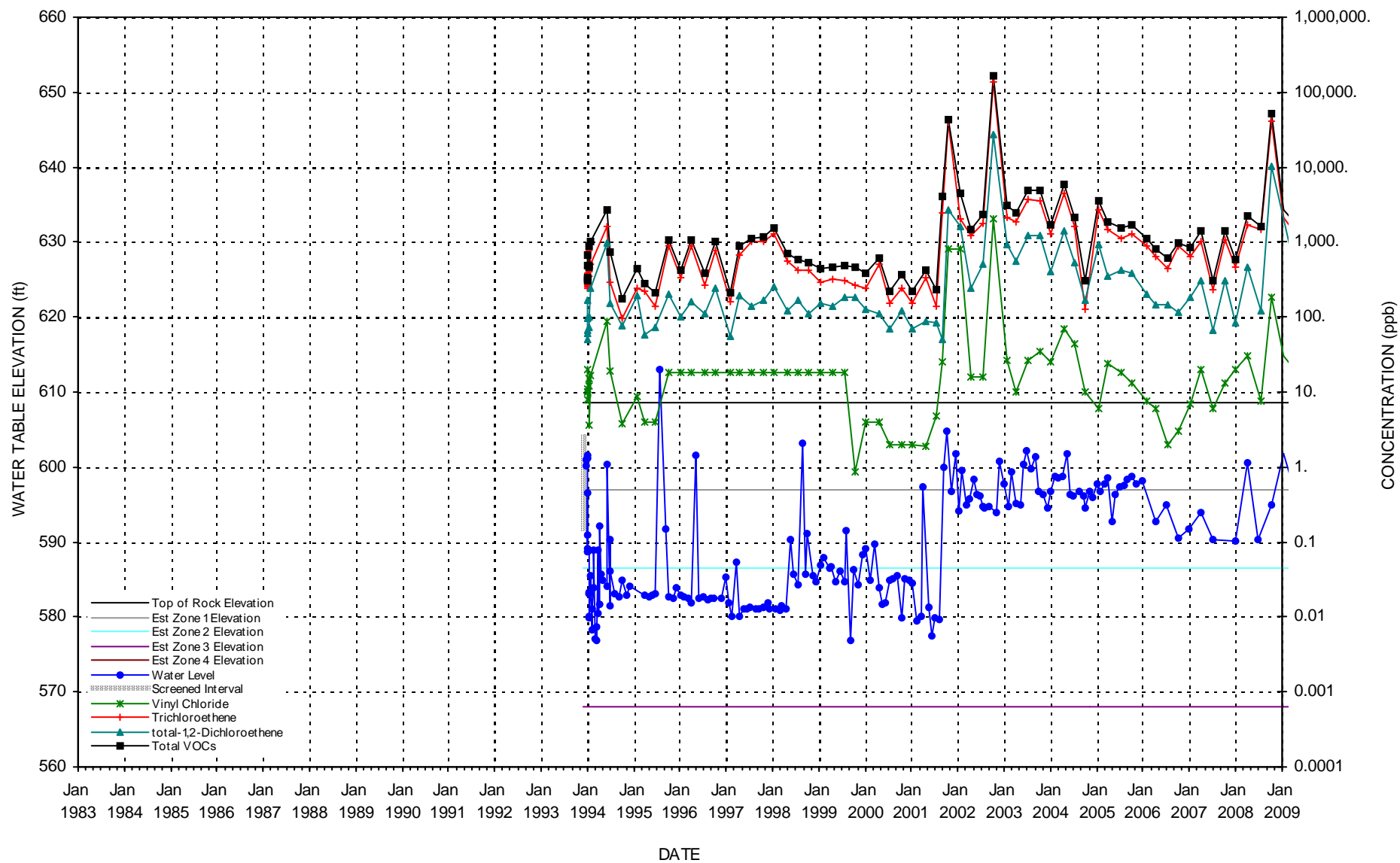
WATER LEVELS & CHLORINATED SOLVENT CONCENTRATIONS

WELL P-4



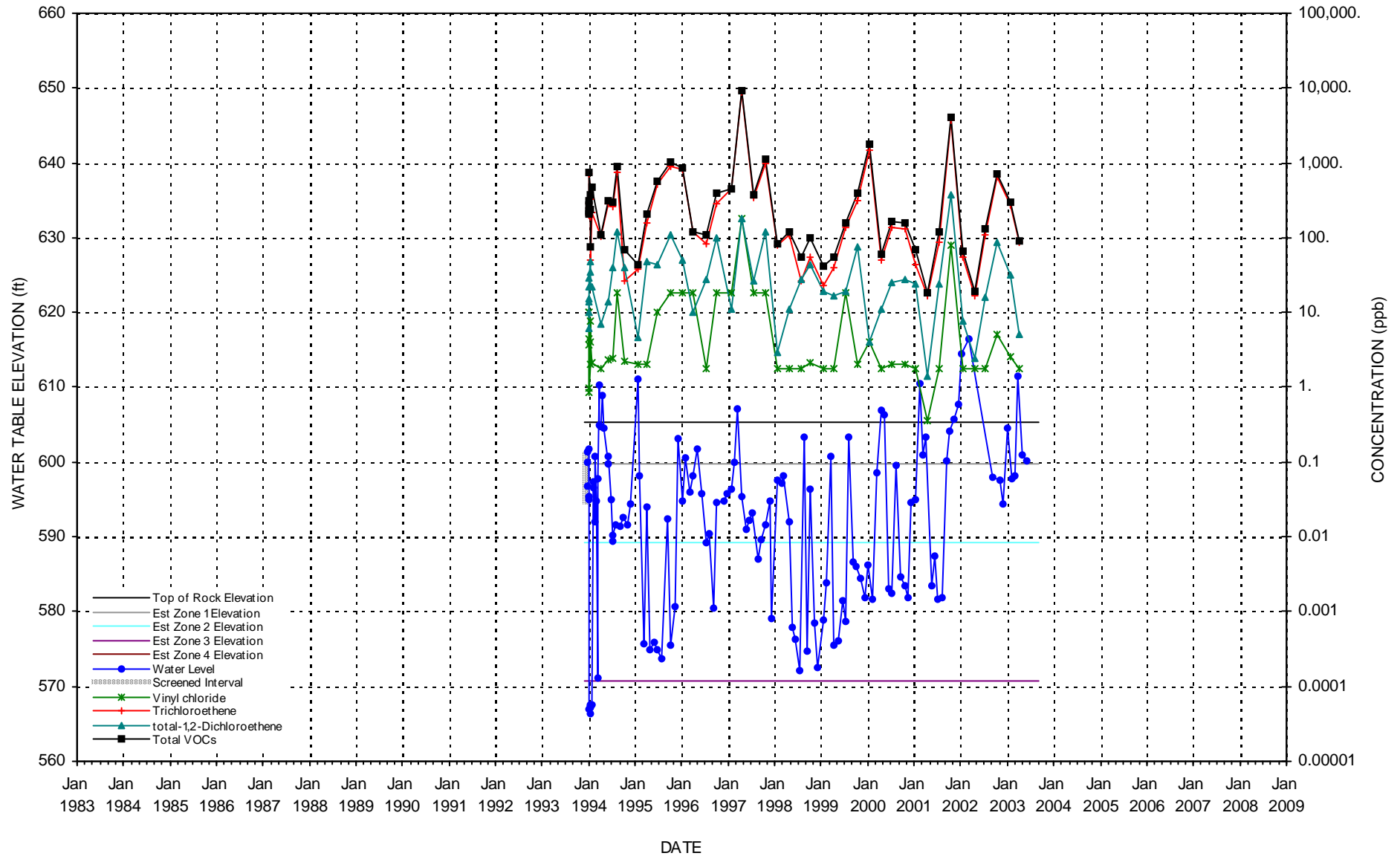
WATER LEVELS & CHLORINATED SOLVENT CONCENTRATIONS

WELL PW-1



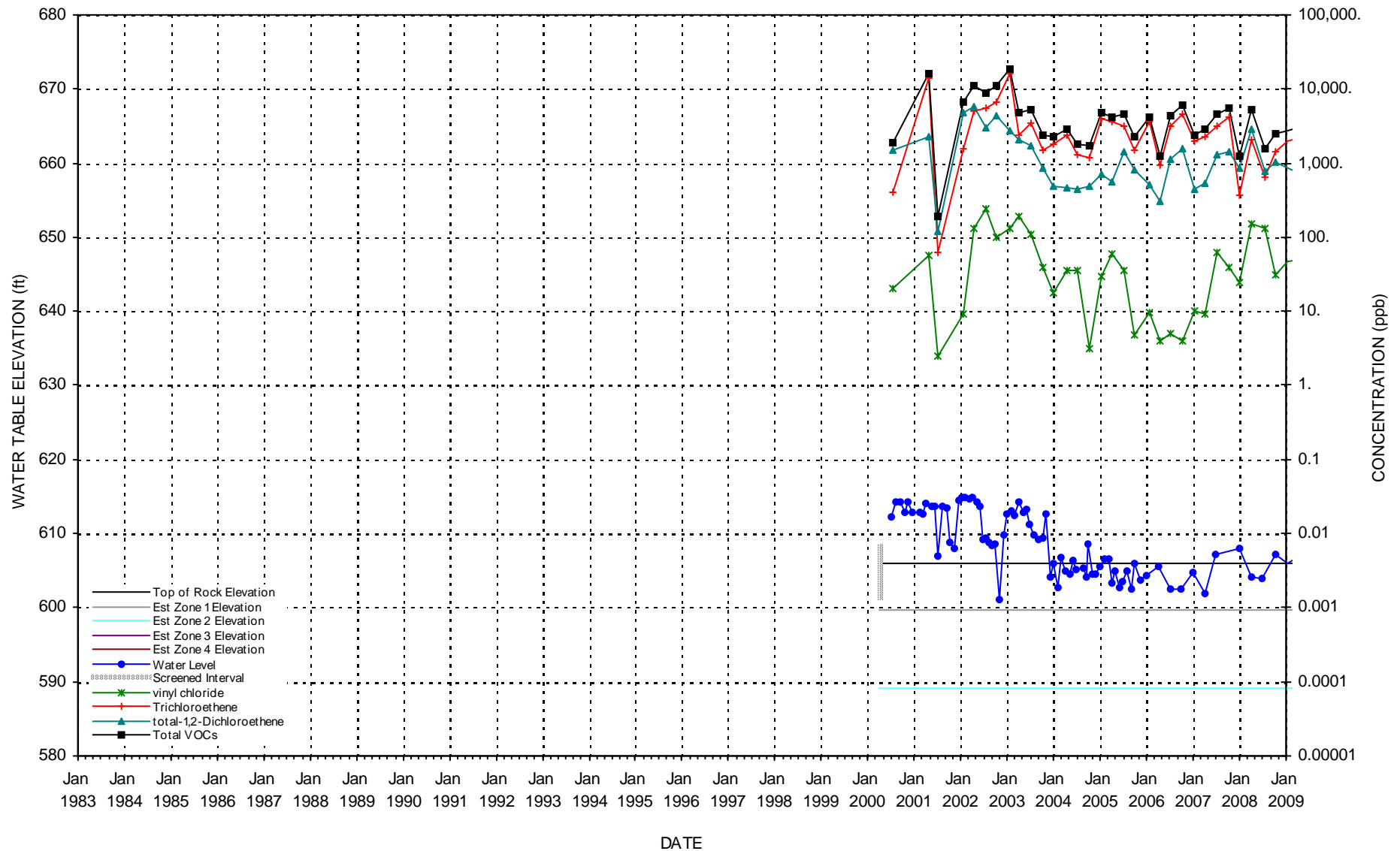
WATER LEVELS & CHLORINATED SOLVENT CONCENTRATIONS

WELL PW-2



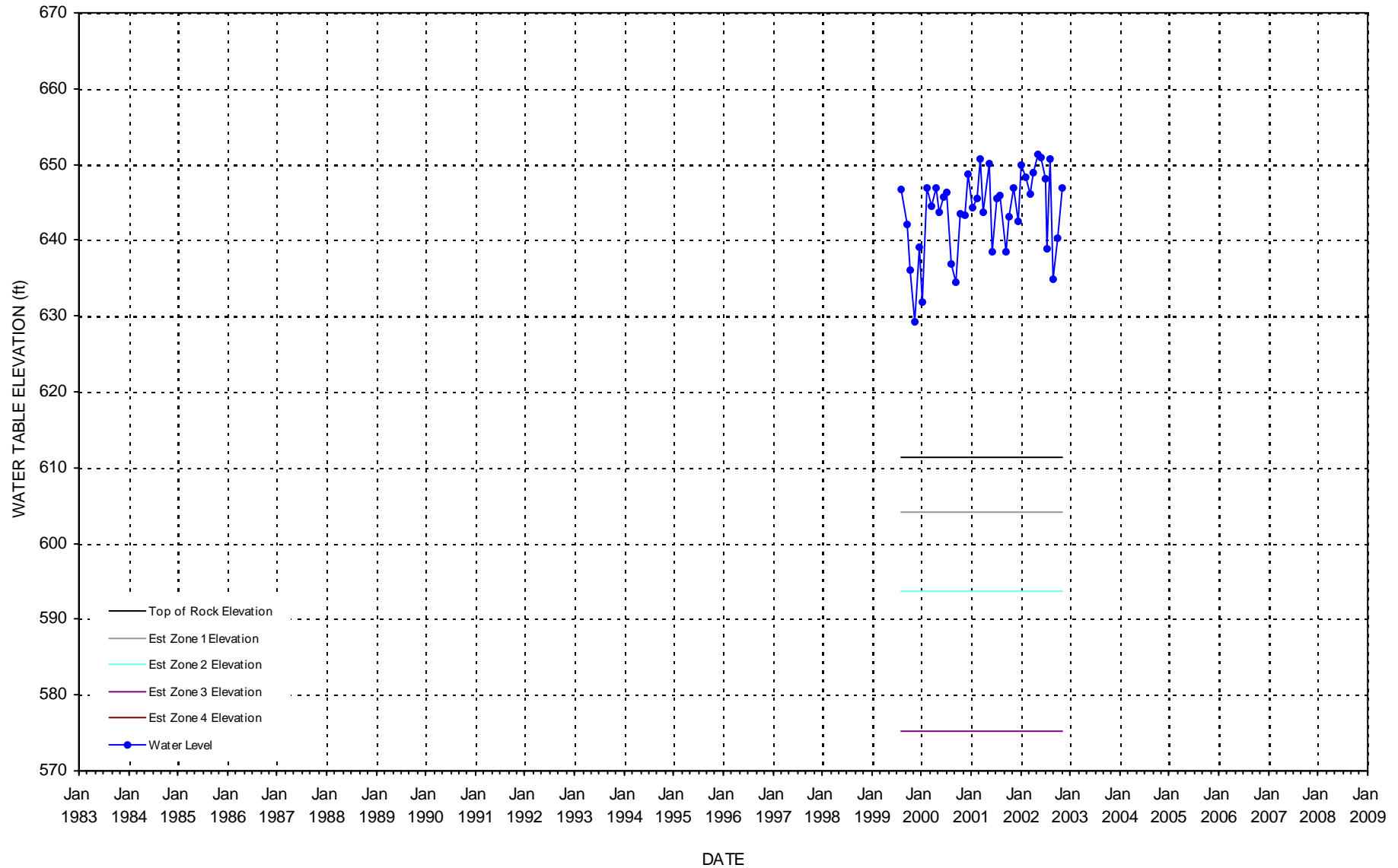
WATER LEVELS & CHLORINATED SOLVENT CONCENTRATIONS

PW-3 (former DNAPL Sump)



WATER LEVELS & CHLORINATED SOLVENT CONCENTRATIONS

Reservoir Water Levels



FORMER CARBORUNDUM FACILITY

WHEATFIELD, NEW YORK

Well Id: B- 3M

Date	Lab Sample Id	Method	Carbon tetrachloride (ug/L)	Chloroform (ug/L)	1,1-Dichloroethane (ug/L)	1,1-Dichloroethene (ug/L)	Methylene chloride (ug/L)	Trans-1,2-dichloroethene (ug/L)	Cis-1,2-dichloroethene (ug/L)	1,1,1-Trichloroethane (ug/L)	Trichloroethene (ug/L)	Tetrachloroethene (ug/L)	Vinyl chloride (ug/L)	Total (ug/L)
07/13/2001	A1663812	8021	ND	ND	0.34 J	ND	ND	1.6	50	ND	4.1	ND	2	58.04
07/12/2002	A2713901	8021	ND	ND	2.4	ND	2.2 J	13	360	ND	36	1.8	18	433.4
07/08/2003	A3649103	8021	ND	ND	ND	ND	7.4	8.5	490	ND	14	ND	5	524.9
07/06/2004	A4636508	8021	ND	ND	2.6	4.4	ND	7.3	190	ND	29	ND	18	251.3
07/14/2005	A5740501	8260/5ML	ND	ND	ND	ND	ND	3.8	75	ND	6.7	ND	7.7	93.2
07/14/2006	6G14010-08	8260B	ND	ND	ND	ND	ND	2	41	ND	3	ND	4	50
07/09/2007	7G10002-01	8260B	ND	ND	ND	ND	ND	ND	33	ND	2	ND	11	46
07/23/2008	5423254	8260B	ND	ND	1.1 J	1 J	ND	4.3 J	190	ND	19	ND	14	229.4
07/08/2009	5719621	8260B	ND	ND	1.4 J	1.4 J	ND	4.5 J	240	ND	16	ND	56	319.3

ND - Not detected, indicates parameter was analyzed for, but not detected at or above the reporting limit.

To address the NYSDEC concerns regarding the presentation and plotting of nondetected values, the data for 2001 to 2004 has been reevaluated and interpreted as follows:

- 1) Nondetected concentrations have been represented as ND for reporting purposes.
- 2) Total VOCs have been recalculated and represented as the sum of the detected parameters shown on this table.
- 3) The method change to 8260 was approved by the NYSDEC and changed in January 2005.

FORMER CARBORUNDUM FACILITY

WHEATFIELD, NEW YORK

Well Id: B- 4M

Date	Lab Sample Id	Method	Carbon tetrachloride (ug/L)	Chloroform (ug/L)	1,1-Dichloroethane (ug/L)	1,1-Dichloroethene (ug/L)	Methylene chloride (ug/L)	Trans-1,2-dichloroethene (ug/L)	Cis-1,2-dichloroethene (ug/L)	1,1,1-Trichloroethane (ug/L)	Trichloroethene (ug/L)	Tetrachloroethene (ug/L)	Vinyl chloride (ug/L)	Total (ug/L)
07/13/2001	A1663816	8021	ND	ND	ND	ND	0.58 J	1.6	61	ND	5.5	ND	1.5 J	70.18
07/12/2002	A2713906	8021	ND	ND	ND	ND	ND	1.5	47	ND	5	ND	5.6	59.1
07/08/2003	A3649109	8021	ND	ND	ND	ND	ND	2.3	67	ND	7.8	ND	6.4	83.5
07/06/2004	A4636506	8021	ND	ND	ND	ND	ND	1.9	38	ND	8.2	ND	10	58.1
07/14/2005	A5740502	8260/5ML	ND	ND	ND	ND	ND	1.8	36	ND	5.4	ND	12	55.2
07/14/2006	6G14010-07	8260B	ND	ND	ND	ND	ND	2	28	ND	5	ND	20	55
07/09/2007	7G10002-02	8260B	ND	ND	ND	ND	ND	1	24	ND	4	ND	22	51
07/23/2008	5423255	8260B	ND	ND	ND	ND	ND	1.8 J	41	ND	5.1	ND	12	59.9
07/09/2009	5720682	8260B	ND	ND	ND	ND	ND	ND	20	ND	1.8 J	ND	5.1	26.9

ND - Not detected, indicates parameter was analyzed for, but not detected at or above the reporting limit.

To address the NYSDEC concerns regarding the presentation and plotting of nondetected values, the data for 2001 to 2004 has been reevaluated and interpreted as follows:

- 1) Nondetected concentrations have been represented as ND for reporting purposes.
- 2) Total VOCs have been recalculated and represented as the sum of the detected parameters shown on this table.
- 3) The method change to 8260 was approved by the NYSDEC and changed in January 2005.

FORMER CARBORUNDUM FACILITY

WHEATFIELD, NEW YORK

Well Id: B- 5M

Date	Lab Sample Id	Method	Carbon tetrachloride (ug/L)	Chloroform (ug/L)	1,1-Dichloroethane (ug/L)	1,1-Dichloroethene (ug/L)	Methylene chloride (ug/L)	Trans-1,2-dichloroethene (ug/L)	Cis-1,2-dichloroethene (ug/L)	1,1,1-Trichloroethane (ug/L)	Trichloroethene (ug/L)	Tetrachloroethene (ug/L)	Vinyl chloride (ug/L)	Total (ug/L)
07/13/2001	A1663817	8021	ND	ND	ND	ND	ND	0.47 J	18	ND	20	ND	ND	38.47
07/15/2002	A2723102	8021	ND	ND	ND	ND	ND	ND	3.8	ND	9.5	ND	ND	13.3
07/10/2003	A3654101	8021	ND	ND	ND	ND	ND	ND	4.5	ND	13	ND	ND	17.5
07/07/2004	A4636503	8021	ND	ND	ND	ND	ND	1.1	16	ND	72	ND	ND	89.1
07/12/2005	A5733201	8260/5ML	ND	ND	ND	ND	ND	ND	3.8	ND	12	ND	ND	15.8
07/18/2006	6G19003-09RE1	8260B	ND	ND	ND	ND	6 B	ND	9	ND	36	ND	ND	51
07/09/2007	7G10002-03	8260B	ND	ND	ND	ND	ND	ND	2	ND	6	ND	ND	8
07/23/2008	5423256	8260B	ND	ND	ND	ND	ND	1.5 J	54	ND	290	ND	3 J	348.5
07/13/2009	5722293	8260B	ND	ND	ND	ND	ND	1 J	20	ND	82	ND	ND	103

ND - Not detected, indicates parameter was analyzed for, but not detected at or above the reporting limit.

To address the NYSDEC concerns regarding the presentation and plotting of nondetected values, the data for 2001 to 2004 has been reevaluated and interpreted as follows:

- 1) Nondetected concentrations have been represented as ND for reporting purposes.
- 2) Total VOCs have been recalculated and represented as the sum of the detected parameters shown on this table.
- 3) The method change to 8260 was approved by the NYSDEC and changed in January 2005.

FORMER CARBORUNDUM FACILITY

WHEATFIELD, NEW YORK

Well Id: B- 6M

Date	Lab Sample Id	Method	Carbon tetrachloride (ug/L)	Chloroform (ug/L)	1,1-Dichloro-ethane (ug/L)	1,1-Dichloro-ethene (ug/L)	Methylene chloride (ug/L)	Trans-1,2-dichloro-ethene (ug/L)	Cis-1,2-dichloro-ethene (ug/L)	1,1,1-Trichloro-ethane (ug/L)	Trichloro-ethene (ug/L)	Tetrachloro-ethene (ug/L)	Vinyl chloride (ug/L)	Total (ug/L)
01/16/2001	A1043907	8021	ND	ND	ND	ND	ND	ND	2.7	ND	16	ND	ND	18.7
04/16/2001	A1345808	624	ND	ND	ND	ND	ND	ND	1.8	ND	18	ND	ND	19.8
07/13/2001	A1663814	8021	ND	ND	ND	ND	ND	ND	1.1	ND	12	ND	ND	13.1
10/10/2001	A1994701	8021	ND	ND	ND	ND	ND	ND	1.7	ND	19	ND	ND	20.7
01/23/2002	A2076801	8021	ND	ND	ND	ND	ND	0.66 J	27	ND	51	ND	ND	78.66
04/12/2002	A2351803	8021	ND	ND	ND	ND	ND	ND	9.8	ND	100	ND	ND	109.8
07/12/2002	A2713909	8021	ND	ND	ND	ND	ND	ND	11	ND	69	ND	ND	80
10/08/2002	A2999301	8021	ND	ND	ND	ND	ND	ND	9.1	ND	52	ND	ND	61.1
01/21/2003	A3069002	8021	ND	ND	ND	ND	ND	ND	6.3	ND	47	ND	ND	53.3
04/09/2003	A3329501	8021	ND	ND	ND	ND	24	ND	8.1	ND	48	ND	ND	80.1
07/08/2003	A3649108	8021	ND	ND	ND	ND	ND	ND	9.4	ND	60	ND	ND	69.4
10/13/2003	A3991405	8021	ND	ND	ND	ND	ND	ND	34	ND	130	ND	ND	164
01/28/2004	A4077401	8021	ND	ND	ND	ND	2.9	ND	37	ND	260	ND	ND	299.9
04/20/2004	A4356802	8021	ND	ND	ND	ND	ND	ND	22	ND	240	ND	ND	262
07/07/2004	A4636502	8021	ND	ND	ND	ND	ND	ND	16	ND	130	ND	ND	146
10/21/2004	A4A48001	8021	ND	ND	ND	ND	ND	ND	18	ND	100 E	ND	ND	118
01/17/2005	A5044302	8260	ND	ND	ND	ND	ND	ND	10	ND	110	ND	ND	120
04/05/2005	A5317802	8260	ND	ND	ND	ND	0.93 J	ND	6.7	ND	91 E	0.55 J	ND	99.18
04/05/2005	A5317802DL	8260	ND	ND	ND	ND	ND	ND	6.3 D	ND	95 D	ND	ND	101.3
07/12/2005	A5733202	8260/5ML	ND	ND	ND	ND	ND	ND	6.2	ND	58	ND	ND	64.2
10/05/2005	A5B10602	8260	ND	ND	ND	ND	ND	0.64 J	22	ND	97	ND	1.1 J	120.74
01/24/2006	A6089111	8260	ND	ND	ND	ND	ND	ND	7.3	ND	61	ND	ND	68.3
04/12/2006	6D13005-03	8260B	ND	ND	ND	ND	ND	ND	10	ND	99	ND	ND	109
07/18/2006	6G19003-14	8260B	ND	ND	ND	ND	5 B	ND	18	ND	109	ND	ND	132
10/10/2006	6J11002-06	8260B	ND	ND	ND	ND	ND	2	73	ND	414 D	ND	4	493
01/09/2007	7A10006-03	8260B	ND	ND	ND	ND	3 B	ND	21	ND	205 D	ND	ND	229
04/04/2007	7D05011-01	8260B	ND	ND	ND	ND	ND	ND	13	ND	150	ND	ND	163
07/11/2007	7G12003-07	8260B	ND	ND	ND	ND	ND	ND	13	ND	137	ND	ND	150
10/10/2007	7J11002-02	8260B	ND	ND	ND	ND	ND	1	45	ND	258 D	ND	3	307
01/08/2008	8A09005-06	8260B	ND	ND	ND	ND	4	3	99	ND	500 D	ND	ND	606
04/07/2008	8D08002-06	8260B	ND	ND	ND	ND	18 B	ND	33	ND	346	ND	ND	397
07/22/2008	5422164	8260B	ND	ND	ND	ND	ND	1 J	26	ND	230	ND	ND	257
10/17/2008	5502671	8260B	ND	ND	ND	ND	ND	ND	10	ND	95	ND	ND	105
01/15/2009	5578622	8260B	ND	ND	ND	ND	ND	0.92 J	26	ND	210	ND	ND	236.92
04/16/2009	5649163	8260B	ND	ND	ND	ND	ND	0.9 J	27	ND	270	ND	ND	297.9
07/09/2009	5720687	8260B	ND	ND	ND	ND	ND	0.86 J	23	ND	230	ND	ND	253.86
10/06/2009	5799016	V-846 826	ND	ND	ND	ND	ND	0.89 J	21	ND	190	ND	ND	211.89

ND - Not detected, indicates parameter was analyzed for, but not detected at or above the reporting limit.

To address the NYSDEC concerns regarding the presentation and plotting of nondetected values, the data for 2001 to 2004 has been reevaluated and interpreted as follows:

- 1) Nondetected concentrations have been represented as ND for reporting purposes.
- 2) Total VOCs have been recalculated and represented as the sum of the detected parameters shown on this table.
- 3) The method change to 8260 was approved by the NYSDEC and changed in January 2005.

FORMER CARBORUNDUM FACILITY

WHEATFIELD, NEW YORK

Well Id: B- 7M

Date	Lab Sample Id	Method	Carbon tetrachloride (ug/L)	Chloroform (ug/L)	1,1-Dichloro-ethane (ug/L)	1,1-Dichloro-ethene (ug/L)	Methylene chloride (ug/L)	Trans-1,2-dichloro-ethene (ug/L)	Cis-1,2-dichloro-ethene (ug/L)	1,1,1-Trichloro-ethane (ug/L)	Trichloro-ethene (ug/L)	Tetrachloro-ethene (ug/L)	Vinyl chloride (ug/L)	Total (ug/L)
01/11/2001	A1035103	8021	ND	ND	ND	ND	ND	ND	1.8	ND	2.2	ND	ND	4
04/20/2001	A1366402	624	ND	ND	ND	ND	ND	ND	2.9	ND	3.2	ND	ND	6.1
07/12/2001	A1663801	8021	ND	ND	ND	ND	ND	ND	0.5 J	ND	1.8	ND	ND	2.3
10/10/2001	A1994702	8021	ND	ND	ND	ND	ND	ND	0.59 J	ND	1.9	ND	ND	2.49
01/21/2002	A2066003	8021	ND	ND	ND	ND	ND	ND	1.1	ND	4.6	ND	ND	5.7
04/11/2002	A2348301	8021	ND	ND	ND	ND	ND	ND	1.5	ND	11	ND	ND	12.5
07/11/2002	A2708314	8021	ND	ND	ND	ND	ND	ND	2.3	ND	7.7	ND	ND	10
10/08/2002	A2999307	8021	ND	ND	ND	ND	ND	ND	1.8	ND	7.2	ND	ND	9
01/16/2003	A3055803	8021	ND	3.1	ND	ND	ND	ND	0.92 J	ND	4	ND	ND	8.02
04/08/2003	A3329504	8021	ND	ND	ND	ND	ND	ND	2.3	ND	8.6	ND	ND	10.9
07/08/2003	A3649101	8021	ND	ND	ND	ND	ND	ND	0.85 J	ND	5.4	ND	ND	6.25
10/10/2003	A3983901	8021	ND	ND	ND	ND	ND	ND	28	ND	63	ND	ND	91
01/09/2004	A4026201	8021	ND	ND	ND	ND	ND	ND	6.7	ND	25	ND	ND	31.7
04/14/2004	A4331802	8021	ND	ND	ND	ND	ND	ND	4.4	ND	21	ND	ND	25.4
06/30/2004	A4619301	8021	ND	ND	ND	ND	ND	ND	3.7	ND	18	ND	ND	21.7
10/26/2004	A4A60202	8021	ND	ND	ND	ND	ND	ND	3.9	ND	12	ND	ND	15.9
01/18/2005	A5051004	8260	ND	ND	ND	ND	ND	ND	1.3	ND	8.6	ND	ND	9.9
04/04/2005	A5307701	8260	ND	ND	ND	ND	ND	ND	1.6	ND	12 B	ND	ND	13.6
07/12/2005	A5725601	8260/5ML	ND	ND	ND	ND	ND	ND	1.8	ND	8.2	ND	ND	10
07/17/2006	6G18004-02	8260B	ND	ND	ND	ND	ND	ND	2	ND	8	ND	ND	10
07/10/2007	7G11015-01	8260B	ND	ND	ND	ND	ND	ND	1	ND	7	ND	ND	8
07/23/2008	5423259	8260B	ND	ND	ND	ND	ND	ND	2.2 J	ND	7.7	ND	ND	9.9
07/08/2009	5719613	8260B	ND	ND	ND	ND	ND	ND	1.5 J	ND	4.9 J	ND	ND	6.4

ND - Not detected, indicates parameter was analyzed for, but not detected at or above the reporting limit.

To address the NYSDEC concerns regarding the presentation and plotting of nondetected values, the data for 2001 to 2004 has been reevaluated and interpreted as follows:

- 1) Nondetected concentrations have been represented as ND for reporting purposes.
- 2) Total VOCs have been recalculated and represented as the sum of the detected parameters shown on this table.
- 3) The method change to 8260 was approved by the NYSDEC and changed in January 2005.

FORMER CARBORUNDUM FACILITY

WHEATFIELD, NEW YORK

Well Id: B- 8M

Date	Lab Sample Id	Method	Carbon tetrachloride (ug/L)	Chloroform (ug/L)	1,1-Dichloro-ethane (ug/L)	1,1-Dichloro-ethene (ug/L)	Methylene chloride (ug/L)	Trans-1,2-dichloro-ethene (ug/L)	Cis-1,2-dichloro-ethene (ug/L)	1,1,1-Trichloro-ethane (ug/L)	Trichloro-ethene (ug/L)	Tetrachloro-ethene (ug/L)	Vinyl chloride (ug/L)	Total (ug/L)
01/12/2001	A1035104	8021	ND	ND	ND	ND	620	ND	1400	ND	7400	ND	ND	9420
04/24/2001	A1375204	8021	ND	ND	ND	ND	ND	ND	2400	ND	24000	ND	ND	26400
07/11/2001	A1648705	8021	ND	ND	ND	ND	500	ND	700	ND	11000	ND	ND	12200
10/17/2001	A1A23313	8021	ND	ND	ND	ND	980	ND	8500	ND	64000	ND	ND	73480
01/25/2002	A2081501	8021	ND	ND	ND	ND	170	ND	2400	ND	35000 D	ND	ND	37570
04/22/2002	A2391102	8021	ND	ND	ND	ND	540	ND	ND	ND	22000	ND	ND	22540
07/17/2002	A2732602	8021	ND	ND	ND	ND	1500	ND	4700	ND	73000	ND	ND	79200
10/15/2002	A2A23602	8021	ND	ND	ND	ND	ND	ND	7100	ND	41000	ND	ND	48100
01/24/2003	A3075209	8021	ND	ND	ND	ND	ND	ND	1900	ND	10000	ND	ND	11900
04/24/2003	A3389604	8021	ND	ND	ND	ND	530	ND	2100	ND	23000	ND	ND	25630
07/22/2003	A3699407	8021	ND	ND	ND	ND	ND	ND	9500	ND	170000	ND	ND	179500
10/22/2003	A3A28301	8021	ND	ND	ND	ND	ND	ND	5300	ND	85000	ND	ND	90300
01/22/2004	A4057101	8021	ND	ND	ND	ND	ND	330	330	ND	12000	ND	ND	12660
04/30/2004	A4402504	8021	ND	ND	ND	ND	ND	ND	ND	ND	24000	ND	ND	24000
07/19/2004	A4682701	8260	ND	ND	ND	ND	3000	ND	3900	ND	71000	ND	ND	77900
07/19/2004	A4682701	8021	ND	ND	ND	ND	ND	ND	7800 E	ND	58000	ND	ND	65800
10/15/2004	A4A20302	8021	ND	ND	ND	3.6	ND	6.5	980 D	ND	15000 D	4	17	16011.1
01/12/2005	A5036104	8260	ND	ND	ND	ND	ND	ND	920	ND	65000 E	ND	ND	65920
01/12/2005	A5036104DL	8260							860 D		51000 D			51860
04/19/2005	A5387403	8260	ND	ND	ND	ND	ND	ND	430	ND	18000	ND	ND	18430
07/15/2005	A5747101	8260/5ML	ND	ND	ND	ND	200	ND	3300	ND	34000 E	ND	320	37820
07/15/2005	A5747101DL	8260/5ML	ND	ND	ND	ND	870 D	ND	2700 D	ND	29000 D	ND	250 D	32820
10/24/2005	A5B97301	8260	ND	ND	0.93 J	12	ND	13	1400 E	0.61 J	12000 E	5.4	42	13473.94
10/24/2005	A5B97301DL	8260	ND	ND	ND	ND	ND	ND	880 D	ND	56000 BD	ND	ND	56880
01/26/2006	A6102405	8260	ND	ND	ND	ND	ND	ND	1000	ND	36000	ND	ND	37000
04/19/2006	6D20002-03RE1	8260B	ND	ND	ND	ND	ND	ND	1020	ND	23200 D	ND	78	24298
07/14/2006	6G14010-01	8260B	ND	ND	ND	20	115	32	3450	ND	58900 D	ND	198	62715
10/09/2006	6J10002-08	8260B	ND	ND	ND	ND	74	ND	975	ND	29100 D	ND	ND	30149
01/09/2007	7A10006-06	8260B	ND	ND	ND	ND	235	ND	2580	ND	48700 D	ND	50	51565
04/12/2007	7D13007-04	8260B	ND	ND	ND	ND	1160	ND	692	ND	17800	ND	ND	19652
07/16/2007	7G17015-05	8260B	ND	ND	ND	ND	1260	ND	4130	ND	71500	ND	ND	76890
10/09/2007	7J10006-05	8260B	ND	ND	ND	ND	ND	ND	6730	ND	120000 D	ND	ND	126730
01/07/2008	8A08003-02RE1	8260B	ND	ND	ND	ND	500	ND	1280	ND	30500	ND	ND	32280
04/09/2008	8D10002-03	8260B	ND	ND	ND	ND	732	ND	4110	ND	101000 D	ND	ND	105842
07/24/2008	5424623	8260B	ND	ND	ND	ND	ND	ND	1400	ND	37000	ND	28 J	38428
10/16/2008	5501565	8260B	ND	ND	ND	ND	ND	ND	4600	ND	32000	ND	200 J	36800
01/15/2009	5578621	8260B	ND	ND	ND	ND	ND	ND	3100	ND	63000	ND	87 J	66187

ND - Not detected, indicates parameter was analyzed for, but not detected at or above the reporting limit.

To address the NYSDEC concerns regarding the presentation and plotting of nondetected values, the data for 2001 to 2004 has been reevaluated and interpreted as follows:

- 1) Nondetected concentrations have been represented as ND for reporting purposes.
- 2) Total VOCs have been recalculated and represented as the sum of the detected parameters shown on this table.
- 3) The method change to 8260 was approved by the NYSDEC and changed in January 2005.

FORMER CARBORUNDUM FACILITY

WHEATFIELD, NEW YORK

Well Id: B- 8M

Date	Lab Sample Id	Method	Carbon tetrachloride (ug/L)	Chloroform (ug/L)	1,1- Dichloro- ethane (ug/L)	1,1- Dichloro ethene (ug/L)	Methylene chloride (ug/L)	Trans-1,2- dichloro- ethene (ug/L)	Cis-1,2- dichloro- ethene (ug/L)	1,1,1- Trichloro- ethane (ug/L)	Trichloro- ethene (ug/L)	Tetrachloro- ethene (ug/L)	Vinyl chloride (ug/L)	Total (ug/L)
04/13/2009	5647717	8260B	ND	ND	ND	ND	ND	ND	3100	ND	61000	ND	120 J	64220
07/07/2009	5718472	8260B	ND	ND	ND	ND	ND	ND	1200	ND	25000	ND	30 J	26230
10/07/2009	5800390	V-846 826	ND	ND	ND	12 J	ND	13 J	1900	ND	32000	ND	79	34004

ND - Not detected, indicates parameter was analyzed for, but not detected at or above the reporting limit.

To address the NYSDEC concerns regarding the presentation and plotting of nondetected values, the data for 2001 to 2004 has been reevaluated and interpreted as follows:

- 1) Nondetected concentrations have been represented as ND for reporting purposes.
- 2) Total VOCs have been recalculated and represented as the sum of the detected parameters shown on this table.
- 3) The method change to 8260 was approved by the NYSDEC and changed in January 2005.

FORMER CARBORUNDUM FACILITY

WHEATFIELD, NEW YORK

Well Id: B- 9M

Date	Lab Sample Id	Method	Carbon tetrachloride (ug/L)	Chloroform (ug/L)	1,1-Dichloroethane (ug/L)	1,1-Dichloroethene (ug/L)	Methylene chloride (ug/L)	Trans-1,2-dichloroethene (ug/L)	Cis-1,2-dichloroethene (ug/L)	1,1,1-Trichloroethane (ug/L)	Trichloroethene (ug/L)	Tetrachloroethene (ug/L)	Vinyl chloride (ug/L)	Total (ug/L)
07/17/2002	A2732703	8021	ND	ND	ND	ND	ND	ND	7.4	ND	23	1.7	ND	32.1
07/02/2003	A3639709	8021	ND	ND	ND	ND	ND	ND	1.4	ND	2.8	ND	ND	4.2
06/29/2004	A4614511	8021	ND	ND	ND	ND	ND	ND	ND	ND	2	ND	ND	2
07/07/2005	A5706807	8260	ND	ND	ND	ND	ND	ND	2.7	ND	5.4	1.4	ND	9.5
10/24/2005	A5B97302	8260	ND	ND	ND	ND	ND	ND	ND	ND	1.3 B	ND	ND	1.3
01/24/2006	A6089109	8260	ND	ND	ND	ND	ND	ND	ND	ND	0.67 J	ND	ND	0.67
04/12/2006	6D13005-05	8260B	ND	ND	ND	ND	ND	ND	ND	ND	ND	ND	ND	ND
07/13/2006	6G14009-05	8260B	ND	ND	ND	ND	3	ND	2	ND	3	ND	ND	8
10/09/2006	6J10002-07	8260B	ND	ND	ND	ND	ND	ND	1	ND	4	ND	ND	5
01/05/2007	7A05012-03	8260B	ND	ND	ND	ND	ND	ND	ND	ND	ND	ND	ND	ND
04/04/2007	7D05011-05	8260B	ND	ND	ND	ND	ND	ND	ND	ND	ND	ND	ND	ND
07/10/2007	7G11015-03	8260B	ND	ND	ND	ND	ND	ND	ND	ND	1	ND	ND	1
10/09/2007	7J10006-10	8260B	ND	ND	ND	ND	ND	ND	2	ND	ND	ND	ND	2
01/07/2008	8A08003-03	8260B	ND	ND	ND	ND	3	ND	ND	ND	ND	ND	ND	3
04/07/2008	8D08002-07	8260B	ND	ND	ND	ND	2 B	ND	ND	ND	ND	ND	ND	2
07/16/2008	5417444	8260B	ND	ND	ND	ND	ND	ND	ND	ND	ND	ND	ND	ND
01/21/2009	5582424	8260B	ND	ND	ND	ND	ND	ND	ND	ND	ND	ND	ND	ND
04/16/2009	5649164	8260B	ND	ND	ND	ND	ND	ND	ND	ND	ND	ND	ND	ND
07/07/2009	5718463	8260B	ND	ND	ND	ND	ND	ND	ND	ND	ND	ND	ND	ND
10/06/2009	5799006	V-846 8260	ND	ND	ND	ND	ND	ND	ND	ND	ND	ND	ND	ND

ND - Not detected, indicates parameter was analyzed for, but not detected at or above the reporting limit.

To address the NYSDEC concerns regarding the presentation and plotting of nondetected values, the data for 2001 to 2004 has been reevaluated and interpreted as follows:

- 1) Nondetected concentrations have been represented as ND for reporting purposes.
- 2) Total VOCs have been recalculated and represented as the sum of the detected parameters shown on this table.
- 3) The method change to 8260 was approved by the NYSDEC and changed in January 2005.

FORMER CARBORUNDUM FACILITY

WHEATFIELD, NEW YORK

Well Id: B-10M

Date	Lab Sample Id	Method	Carbon tetrachloride (ug/L)	Chloroform (ug/L)	1,1-Dichloro-ethane (ug/L)	1,1-Dichloro-ethene (ug/L)	Methylene chloride (ug/L)	Trans-1,2-dichloro-ethene (ug/L)	Cis-1,2-dichloro-ethene (ug/L)	1,1,1-Trichloro-ethane (ug/L)	Trichloro-ethene (ug/L)	Tetrachloro-ethene (ug/L)	Vinyl chloride (ug/L)	Total (ug/L)
07/10/2001	A1648708	8021	ND	ND	0.72 J	ND	1.1 J	0.64 J	21	4.3	43	ND	ND	70.76
07/16/2002	A2722907	8021	ND	ND	ND	ND	2.6	ND	14	4.3	56	ND	ND	76.9
04/25/2003	A3389601	8021	ND	ND	ND	ND	1.5 J	ND	10	3.6	52	ND	ND	67.1
07/18/2003	A3689004	8021	ND	ND	ND	ND	ND	ND	7.4	2.6	40	ND	ND	50
10/22/2003	A3A21906	8021	ND	ND	ND	ND	ND	ND	19	5.1	92	ND	ND	116.1
04/29/2004	A4402501	8021	ND	ND	ND	ND	ND	ND	10	3.8	59	ND	ND	72.8
07/16/2004	A4674302	8260	ND	ND	ND	ND	1.3 J	ND	4.6	2	36	ND	ND	43.9
07/16/2004	A4674302	8021	ND	ND	1.3	ND	3.8 E	1.9 E	7.6 E	3.7 E	45 E	ND	ND	63.3
10/15/2004	A4A20301	8021	ND	ND	ND	ND	1.3	0.51 J	12	4.1	39	ND	ND	56.91
04/19/2005	A5387402	8260	ND	ND	ND	ND	ND	0.49 J	6	3.5	40 E	ND	ND	49.99
04/19/2005	A5387402DL	8260	ND	ND	ND	ND	ND	ND	5.7 D	3.3 D	40 D	ND	ND	49
07/20/2005	A5762302	8260/5ML	ND	ND	0.7 J	ND	ND	0.75 J	9.1	4.8	45	ND	ND	60.35
10/24/2005	A5B97303	8260	ND	ND	0.67 J	ND	ND	0.63 J	11	4.6	55 B	ND	ND	71.9
04/19/2006	6D20002-02	8260B	ND	ND	ND	ND	ND	ND	5	3	30	ND	ND	38
07/18/2006	6G19003-01	8260B	ND	ND	ND	ND	4 B	ND	13	6	42	ND	ND	65
10/11/2006	6J12003-07RE1	8260B	ND	ND	ND	ND	ND	ND	9	5	53	ND	ND	67
04/18/2007	7D19009-02	8260B	ND	ND	ND	ND	ND	ND	4	3	27	ND	ND	34
07/10/2007	7G11015-04	8260B	ND	ND	ND	ND	ND	ND	6	4	36	ND	ND	46
10/09/2007	7J10006-11	8260B	ND	ND	ND	ND	ND	1	15	5	51	ND	ND	72
04/09/2008	8D10002-01	8260B	ND	ND	ND	ND	3	ND	7	3	58	ND	ND	71
07/24/2008	5424625	8260B	ND	ND	ND	ND	ND	0.81 J	8.4	4.2 J	43	ND	ND	56.41
10/20/2008	5504259	8260B	ND	ND	ND	ND	ND	0.98 J	12	5.1	61	ND	ND	79.08
04/20/2009	5651166	8260B	ND	ND	ND	ND	ND	ND	5	3 J	35	ND	ND	43
07/07/2009	5718465	8260B	ND	ND	ND	ND	ND	ND	5.5	2.9 J	35	ND	ND	43.4
10/06/2009	5799010	V-846 8260	ND	ND	ND	ND	ND	ND	6.5	3.6 J	46	ND	ND	56.1

ND - Not detected, indicates parameter was analyzed for, but not detected at or above the reporting limit.

To address the NYSDEC concerns regarding the presentation and plotting of nondetected values, the data for 2001 to 2004 has been reevaluated and interpreted as follows:

- 1) Nondetected concentrations have been represented as ND for reporting purposes.
- 2) Total VOCs have been recalculated and represented as the sum of the detected parameters shown on this table.
- 3) The method change to 8260 was approved by the NYSDEC and changed in January 2005.

FORMER CARBORUNDUM FACILITY

WHEATFIELD, NEW YORK

Well Id: B-11M

Date	Lab Sample Id	Method	Carbon tetrachloride (ug/L)	Chloroform (ug/L)	1,1- Dichloro- ethane (ug/L)	1,1- Dichloro- ethene (ug/L)	Methylene chloride (ug/L)	Trans-1,2- dichloro- ethene (ug/L)	Cis-1,2- dichloro- ethene (ug/L)	1,1,1- Trichloro- ethane (ug/L)	Trichloro- ethene (ug/L)	Tetrachloro- ethene (ug/L)	Vinyl chloride (ug/L)	Total (ug/L)
07/10/2001	A1648706	8021	ND	ND	ND	ND	12	ND	21	ND	270	ND	ND	303
07/16/2002	A2722909	8021	ND	ND	ND	ND	ND	ND	230	ND	1500	ND	ND	1730
07/10/2003	A3654302	8021	ND	ND	ND	ND	ND	ND	160	ND	990	ND	ND	1150
07/07/2004	A4636802	8021	ND	ND	ND	ND	ND	ND	200	ND	1600	35	ND	1835
07/14/2005	A5740602	8260/5ML	ND	ND	ND	1.4	ND	2.7	340 E	ND	710 E	87	1.3 J	1142.4
07/14/2005	A5740602DL	8260/5ML	ND	ND	ND	ND	ND	ND	310 D	ND	2000 D	57 D	ND	2367
07/14/2006	6G14010-04	8260B	ND	ND	ND	ND	ND	ND	189	ND	1090	30	ND	1309
07/16/2007	7G17015-08	8260B	ND	ND	ND	ND	ND	ND	155	ND	1150	67	ND	1372
07/24/2008	5424624	8260B	ND	ND	ND	ND	ND	0.87 J	170	ND	700	21	ND	891.87
07/07/2009	5718478	8260B	ND	ND	ND	ND	ND	1.8 J	76	ND	470	21	ND	568.8

ND - Not detected, indicates parameter was analyzed for, but not detected at or above the reporting limit.

To address the NYSDEC concerns regarding the presentation and plotting of nondetected values, the data for 2001 to 2004 has been reevaluated and interpreted as follows:

- 1) Nondetected concentrations have been represented as ND for reporting purposes.
- 2) Total VOCs have been recalculated and represented as the sum of the detected parameters shown on this table.
- 3) The method change to 8260 was approved by the NYSDEC and changed in January 2005.

FORMER CARBORUNDUM FACILITY

WHEATFIELD, NEW YORK

Well Id: B-12M

Date	Lab Sample Id	Method	Carbon tetrachloride (ug/L)	Chloroform (ug/L)	1,1-Dichloroethane (ug/L)	1,1-Dichloroethene (ug/L)	Methylene chloride (ug/L)	Trans-1,2-dichloroethene (ug/L)	Cis-1,2-dichloroethene (ug/L)	1,1,1-Trichloroethane (ug/L)	Trichloroethene (ug/L)	Tetrachloroethene (ug/L)	Vinyl chloride (ug/L)	Total (ug/L)
07/18/2002	A2732704	8021	ND	ND	1	ND	ND	ND	30	1.4	74	ND	ND	106.4
07/02/2003	A3639710	8021	ND	ND	8.3	1.8	ND	3.8	87 D	26	82	ND	ND	208.9
06/29/2004	A4614512	8021	ND	ND	4	ND	ND	2.7	71	8.3	240	ND	ND	326
07/08/2005	A5715203	8260/5ML	ND	ND	0.56 J	ND	ND	ND	7.3	1.1	30	ND	ND	38.96
07/18/2006	6G19003-15	8260B	ND	ND	9	3	5 B	4	164	8	581 D	ND	6	780
07/09/2007	7G10002-04RE1	8260B	ND	ND	1	ND	ND	ND	20	2	77	ND	ND	100
07/16/2008	5417452	8260B	ND	ND	69	13	ND	7.8 J	560	110	1600	ND	17	2376.8
07/13/2009	5722292	8260B	ND	ND	37	4.3 J	ND	7.1 J	290	78	660	ND	ND	1076.4

ND - Not detected, indicates parameter was analyzed for, but not detected at or above the reporting limit.

To address the NYSDEC concerns regarding the presentation and plotting of nondetected values, the data for 2001 to 2004 has been reevaluated and interpreted as follows:

- 1) Nondetected concentrations have been represented as ND for reporting purposes.
- 2) Total VOCs have been recalculated and represented as the sum of the detected parameters shown on this table.
- 3) The method change to 8260 was approved by the NYSDEC and changed in January 2005.

FORMER CARBORUNDUM FACILITY

WHEATFIELD, NEW YORK

Well Id: B-13M

Date	Lab Sample Id	Method	Carbon tetrachloride (ug/L)	Chloroform (ug/L)	1,1-Dichloro-ethane (ug/L)	1,1-Dichloro-ethene (ug/L)	Methylene chloride (ug/L)	Trans-1,2-dichloro-ethene (ug/L)	Cis-1,2-dichloro-ethene (ug/L)	1,1,1-Trichloro-ethane (ug/L)	Trichloro-ethene (ug/L)	Tetrachloro-ethene (ug/L)	Vinyl chloride (ug/L)	Total (ug/L)
04/19/2001	A1361310	624	ND	ND	ND	ND	ND	2.6	67	ND	12	ND	ND	81.6
07/12/2001	A1663807	8021	ND	7.6	ND	ND	5.5	14	720	ND	120	ND	ND	867.1
07/16/2002	A2722911	8021	ND	ND	ND	ND	14	18	1000	ND	140	ND	ND	1172
04/22/2003	A3376301	8021	ND	ND	ND	ND	22	14	1400	ND	1400	ND	82	2918
07/18/2003	A3689003	8021	ND	ND	10	ND	ND	12	1300	ND	470	ND	48	1840
10/22/2003	A3A21905	8021	ND	ND	12	ND	ND	10	1600	ND	310	ND	71	2003
04/27/2004	A4387501	8021	ND	ND	ND	ND	ND	16	1100	ND	89	ND	34	1239
07/13/2004	A4663801	8021	ND	42	16	19	30	27	950	ND	200	ND	40	1324
10/13/2004	A4A09403	8021	ND	ND	18	5.8	1.5 B	14	760 D	2.4	250 D	ND	21	1072.7
04/19/2005	A5387404	8260	ND	ND	21	6.9	ND	10	1100 E	2.6	450 E	ND	22	1612.5
04/19/2005	A5387404DL	8260	ND	ND	ND	ND	ND	ND	1100 D	ND	440 D	ND	ND	1540
07/21/2005	A5768401	8260/5ML	ND	ND	8.5	8.4	ND	24	1100 E	ND	300	ND	9	1449.9
07/21/2005	A5768401DL	8260/5ML	ND	ND	ND	ND	ND	12 D	640 D	ND	110 D	ND	38 D	800
10/20/2005	A5B92004	8260	ND	ND	6.7	ND	6.5 B	20	1000 E	ND	210	ND	13	1256.2
10/20/2005	A5B92004DL	8260	ND	ND	ND	ND	ND	12 D	640 D	ND	140 BD	ND	22 D	814
01/24/2006	A6089113	8260	ND	ND	2.8	ND	4.2	2.3	230	ND	81	ND	4.7	325
04/18/2006	6D19002-03	8260B	ND	ND	3	1	ND	5	321 D	ND	137	ND	5	472
07/14/2006	6G14010-05	8260B	ND	ND	7	5	9	20	838 D	ND	202	ND	59	1140
10/11/2006	6J12003-01	8260B	ND	ND	3	2	ND	8	368 D	ND	73	ND	19	473
01/10/2007	7A11003-05	8260B	ND	ND	2	ND	ND	2	225 D	ND	84	ND	7	320
04/12/2007	7D13007-01	8260B	ND	ND	1	ND	ND	3	152	ND	63	ND	8	227
07/12/2007	7G13019-08	8260B	ND	ND	3	2	ND	10	437 D	ND	127	ND	25	604
10/09/2007	7J10006-02	8260B	ND	ND	ND	ND	ND	9	413	ND	122	ND	27	571
01/08/2008	8A09005-01	8260B	ND	ND	ND	ND	ND	ND	241	ND	59	ND	ND	300
04/10/2008	8D11008-03	8260B	ND	ND	7	ND	12	6	536	ND	456	ND	18	1035
07/24/2008	5424627	8260B	ND	ND	4.4 J	4.2 J	ND	14	660	ND	210	ND	33	925.6
10/15/2008	5499970	8260B	ND	ND	3.7 J	2.6 J	ND	12	470	ND	180	ND	6.1	674.4
01/14/2009	5577590	8260B	ND	ND	4.9 J	2.1 J	ND	3.6 J	260	3.4 J	270	ND	3.4 J	547.4
04/14/2009	5646770	8260B	ND	ND	5.2	3.1 J	ND	7	460	3.2 J	460	ND	17	955.5
07/09/2009	5720678	8260B	ND	ND	4.7 J	3.7 J	ND	14	640	0.92 J	230	ND	39	932.32
10/05/2009	5797965	V-846 8260	ND	ND	4.5 J	3 J	ND	9.7	520	ND	180	ND	33	750.2

ND - Not detected, indicates parameter was analyzed for, but not detected at or above the reporting limit.

To address the NYSDEC concerns regarding the presentation and plotting of nondetected values, the data for 2001 to 2004 has been reevaluated and interpreted as follows:

- 1) Nondetected concentrations have been represented as ND for reporting purposes.
- 2) Total VOCs have been recalculated and represented as the sum of the detected parameters shown on this table.
- 3) The method change to 8260 was approved by the NYSDEC and changed in January 2005.

FORMER CARBORUNDUM FACILITY

WHEATFIELD, NEW YORK

Well Id: B-14M

Date	Lab Sample Id	Method	Carbon tetrachloride (ug/L)	Chloroform (ug/L)	1,1-Dichloroethane (ug/L)	1,1-Dichloroethene (ug/L)	Methylene chloride (ug/L)	Trans-1,2-dichloroethene (ug/L)	Cis-1,2-dichloroethene (ug/L)	1,1,1-Trichloroethane (ug/L)	Trichloroethene (ug/L)	Tetrachloroethene (ug/L)	Vinyl chloride (ug/L)	Total (ug/L)
07/17/2002	A2732701	8021	ND	ND	ND	ND	ND	ND	160	ND	730	ND	ND	890
07/02/2003	A3639711	8021	ND	ND	ND	ND	ND	0.83 J	39	ND	260 D	ND	ND	299.83
06/29/2004	A4614507	8021	ND	ND	ND	ND	12	ND	9.1	ND	120	ND	ND	141.1
06/29/2004	A4614507RE	8021	ND	ND	ND	ND	13	ND	10	ND	130	ND	ND	153
07/08/2005	A5715204	8260/5ML	ND	ND	ND	ND	ND	1.8	96	ND	560 E	9	ND	666.8
07/08/2005	A5715204DL	8260/5ML	ND	ND	ND	ND	ND	ND	81 D	ND	500 D	6.7 D	ND	587.7
07/13/2006	6G14009-04	8260B	ND	ND	ND	ND	ND	ND	306	ND	1500 D	9	17	1832
07/10/2007	7G11015-02RE1	8260B	ND	ND	ND	ND	ND	ND	67	ND	541	11	ND	619
07/21/2008	5420898	8260B	ND	ND	ND	ND	ND	1.1 J	130	ND	300	3.9 J	ND	435

ND - Not detected, indicates parameter was analyzed for, but not detected at or above the reporting limit.

To address the NYSDEC concerns regarding the presentation and plotting of nondetected values, the data for 2001 to 2004 has been reevaluated and interpreted as follows:

- 1) Nondetected concentrations have been represented as ND for reporting purposes.
- 2) Total VOCs have been recalculated and represented as the sum of the detected parameters shown on this table.
- 3) The method change to 8260 was approved by the NYSDEC and changed in January 2005.

FORMER CARBORUNDUM FACILITY

WHEATFIELD, NEW YORK

Well Id: B-15M

Date	Lab Sample Id	Method	Carbon tetrachloride (ug/L)	Chloroform (ug/L)	1,1-Dichloroethane (ug/L)	1,1-Dichloroethene (ug/L)	Methylene chloride (ug/L)	Trans-1,2-dichloroethene (ug/L)	Cis-1,2-dichloroethene (ug/L)	1,1,1-Trichloroethane (ug/L)	Trichloroethene (ug/L)	Tetrachloroethene (ug/L)	Vinyl chloride (ug/L)	Total (ug/L)
07/12/2001	A1663802	8021	ND	ND	ND	ND	ND	ND	ND	ND	ND	ND	ND	ND
07/09/2002	A2695507	8021	ND	ND	ND	ND	ND	ND	ND	ND	ND	ND	ND	ND
08/05/2002	A2793603	8021	ND	ND	ND	ND	ND	ND	ND	ND	1.4	ND	ND	1.4
07/15/2003	A3670606	8021	ND	ND	ND	ND	ND	ND	ND	ND	ND	ND	ND	ND
07/15/2004	A4674101	8260	ND	ND	ND	ND	ND	ND	ND	ND	ND	ND	ND	ND
07/15/2004	A4674101	8021	ND	ND	ND	ND	ND	ND	ND	ND	ND	ND	ND	ND
07/20/2005	A5762203	8260/5ML	ND	ND	ND	ND	ND	ND	ND	ND	ND	ND	ND	ND
07/19/2006	6G20004-12	8260B	ND	ND	ND	ND	ND	ND	ND	ND	ND	ND	ND	ND
07/17/2007	7G18027-08	8260B	ND	ND	ND	ND	ND	ND	ND	ND	ND	ND	ND	ND
07/21/2008	5420897	8260B	ND	ND	ND	ND	ND	ND	ND	ND	ND	ND	ND	ND
07/08/2009	5719628	8260B	ND	ND	ND	ND	ND	ND	ND	ND	ND	ND	ND	ND

ND - Not detected, indicates parameter was analyzed for, but not detected at or above the reporting limit.

To address the NYSDEC concerns regarding the presentation and plotting of nondetected values, the data for 2001 to 2004 has been reevaluated and interpreted as follows:

- 1) Nondetected concentrations have been represented as ND for reporting purposes.
- 2) Total VOCs have been recalculated and represented as the sum of the detected parameters shown on this table.
- 3) The method change to 8260 was approved by the NYSDEC and changed in January 2005.

FORMER CARBORUNDUM FACILITY

WHEATFIELD, NEW YORK

Well Id: B-16M

Date	Lab Sample Id	Method	Carbon tetrachloride (ug/L)	Chloroform (ug/L)	1,1-Dichloroethane (ug/L)	1,1-Dichloroethene (ug/L)	Methylene chloride (ug/L)	Trans-1,2-dichloroethene (ug/L)	Cis-1,2-dichloroethene (ug/L)	1,1,1-Trichloroethane (ug/L)	Trichloroethene (ug/L)	Tetrachloroethene (ug/L)	Vinyl chloride (ug/L)	Total (ug/L)
07/17/2002	A2732702	8021	ND	ND	ND	ND	ND	ND	ND	ND	2.3	ND	ND	2.3
07/02/2003	A3639712	8021	ND	ND	ND	ND	ND	ND	ND	ND	4.7	ND	ND	4.7
07/02/2003	A3639712RE	8021	ND	ND	ND	ND	ND	ND	ND	ND	ND	ND	ND	
06/29/2004	A4614510	8021	ND	ND	ND	ND	ND	ND	ND	ND	ND	ND	ND	ND
07/08/2005	A5715205	8260/5ML	ND	ND	ND	ND	ND	ND	ND	ND	0.77 J	ND	ND	0.77
07/13/2006	6G14009-03	8260B	ND	ND	ND	ND	ND	ND	ND	ND	ND	ND	ND	ND
07/18/2007	7G19011-07	8260B	ND	ND	ND	ND	ND	ND	ND	ND	ND	ND	ND	ND
07/17/2008	5418429	8260B	ND	ND	ND	ND	ND	ND	ND	ND	ND	ND	ND	ND
07/08/2009	5719617	8260B	ND	ND	ND	ND	ND	ND	ND	ND	ND	ND	ND	ND

ND - Not detected, indicates parameter was analyzed for, but not detected at or above the reporting limit.

To address the NYSDEC concerns regarding the presentation and plotting of nondetected values, the data for 2001 to 2004 has been reevaluated and interpreted as follows:

- 1) Nondetected concentrations have been represented as ND for reporting purposes.
- 2) Total VOCs have been recalculated and represented as the sum of the detected parameters shown on this table.
- 3) The method change to 8260 was approved by the NYSDEC and changed in January 2005.

FORMER CARBORUNDUM FACILITY

WHEATFIELD, NEW YORK

Well Id: B-17M

Date	Lab Sample Id	Method	Carbon tetrachloride (ug/L)	Chloroform (ug/L)	1,1-Dichloroethane (ug/L)	1,1-Dichloroethene (ug/L)	Methylene chloride (ug/L)	Trans-1,2-dichloroethene (ug/L)	Cis-1,2-dichloroethene (ug/L)	1,1,1-Trichloroethane (ug/L)	Trichloroethene (ug/L)	Tetrachloroethene (ug/L)	Vinyl chloride (ug/L)	Total (ug/L)
01/13/2001	A1041308	8021	ND	ND	ND	ND	ND	ND	3100	ND	8000	ND	ND	11100
04/20/2001	A1366401	624	ND	ND	100 E	9.7	ND	30	1500 D	9.4	5300 D	3.6	6.1	6958.8
07/11/2001	A1648713	8021	ND	ND	ND	ND	180	ND	3700	ND	8400	ND	ND	12280
10/16/2001	A1A17410	8021	ND	ND	ND	ND	1000	ND	2600	ND	29000	ND	ND	32600
01/25/2002	A2081503	8021	ND	140	ND	ND	140	ND	4500	ND	2800	ND	91	7671
04/22/2002	A2391101	8021	ND	ND	ND	ND	76	ND	12000	ND	4300	ND	2100	18476
07/17/2002	A2732601	8021	ND	ND	ND	ND	160	ND	8600	ND	5500	ND	1800	16060
10/15/2002	A2A23603	8021	ND	ND	ND	ND	1000	ND	49000	ND	17000	ND	4300	71300
01/24/2003	A3075207	8021	ND	ND	ND	ND	190	ND	12000	ND	7100	ND	2600	21890
04/23/2003	A3376304	8021	ND	ND	ND	ND	ND	ND	12000	ND	4400	ND	1400	17800
07/22/2003	A3699406	8021	ND	ND	ND	ND	ND	ND	13000	ND	3800	ND	1100	17900
10/22/2003	A3A28302	8021	ND	ND	ND	ND	170	ND	20000	ND	2500	ND	2600	25270
01/21/2004	A4053403	8021	ND	ND	ND	ND	ND	ND	7800	ND	5600	ND	620	14020
04/28/2004	A4387504	8021	ND	ND	ND	ND	ND	ND	8100	ND	5300	ND	700	14100
07/09/2004	A4647102	8021	ND	ND	120	220	ND	ND	14000	ND	3500	ND	1600	19440
10/08/2004	A4994203	8021	ND	ND	ND	ND	ND	ND	7700	ND	3300	ND	640	11640
01/18/2005	A5051102	8260	ND	ND	100	52	ND	ND	9600	ND	7800	ND	1300	18852
04/19/2005	A5387401	8260	ND	ND	ND	ND	ND	ND	13000 E	ND	6900	ND	1300	21200
04/19/2005	A5387401DL	8260	ND	ND	ND	ND	ND	ND	12000 D	ND	6700 D	ND	1200 D	19900
07/21/2005	A5768404	8260/5ML	ND	ND	110	ND	ND	130	15000	ND	8600	ND	1500	25340
10/21/2005	A5B92803	8260	ND	ND	69	43	ND	60	3300 E	120 E	2900 E	0.98 J	850 E	7342.98
10/21/2005	A5B92803DL	8260	ND	ND	ND	ND	ND	ND	9500 D	140 D	8900 D	ND	1000 D	19540
01/26/2006	A6102401	8260	ND	ND	67	ND	ND	ND	4300	ND	8400	ND	470	13237
04/19/2006	6D20002-04RE1	8260B	ND	ND	48	39	ND	60	9570 D	ND	7730 D	ND	1210	18657
07/18/2006	6G19003-05	8260B	ND	ND	72	40	212 B	61	8250 D	34	8170 D	ND	1320	18159
10/09/2006	6J10002-09	8260B	ND	ND	66	28	129	36	6730 D	175	12000 D	ND	798	19962
01/09/2007	7A10006-08	8260B	ND	ND	ND	ND	227	ND	5190	ND	12800 D	ND	372	18589
04/12/2007	7D13007-03	8260B	ND	ND	ND	ND	ND	ND	3100	ND	3100	ND	475	6675
07/16/2007	7G17015-01	8260B	ND	ND	ND	ND	ND	ND	8490	ND	2940	ND	1510	12940
10/09/2007	7J10006-08	8260B	ND	ND	ND	ND	277	ND	12300	ND	3150	ND	2540	18267
01/07/2008	8A08003-10	8260B	ND	ND	129	ND	350	ND	4910	ND	3070	ND	718	9177
04/09/2008	8D10002-02	8260B	ND	ND	184	ND	468	ND	5820	70	2530	ND	1020	10092
07/25/2008	5426027	8260B	ND	ND	71	44 J	ND	45 J	8000	11 J	3800	ND	1300	13271
10/14/2008	5498684	8260B	ND	ND	100	50 J	ND	52	11000	10 J	3900	ND	1500	16612
01/14/2009	5577592	8260B	ND	ND	180	39	ND	34	5900	49	2800	5.8 J	910	9917.8
04/15/2009	5647720	8260B	ND	ND	210	49 J	ND	35 J	6600	75	3900	9.4 J	750	11628.4
07/07/2009	5718470	8260B	ND	ND	120	50	ND	62	14000	20 J	3700	ND	2200	20152

ND - Not detected, indicates parameter was analyzed for, but not detected at or above the reporting limit.

To address the NYSDEC concerns regarding the presentation and plotting of nondetected values, the data for 2001 to 2004 has been reevaluated and interpreted as follows:

- 1) Nondetected concentrations have been represented as ND for reporting purposes.
- 2) Total VOCs have been recalculated and represented as the sum of the detected parameters shown on this table.
- 3) The method change to 8260 was approved by the NYSDEC and changed in January 2005.

FORMER CARBORUNDUM FACILITY

WHEATFIELD, NEW YORK

Well Id: B-17M

Date	Lab Sample Id	Method	Carbon tetrachloride (ug/L)	Chloroform (ug/L)	1,1-Dichloroethane (ug/L)	1,1-Dichloroethene (ug/L)	Methylene chloride (ug/L)	Trans-1,2-dichloroethene (ug/L)	Cis-1,2-dichloroethene (ug/L)	1,1,1-Trichloroethane (ug/L)	Trichloroethene (ug/L)	Tetrachloroethene (ug/L)	Vinyl chloride (ug/L)	Total (ug/L)
10/07/2009	5800387	V-846 826	ND	ND	84	52	ND	44	7500	12	4900	2.3 J	960	13554.3

ND - Not detected, indicates parameter was analyzed for, but not detected at or above the reporting limit.

To address the NYSDEC concerns regarding the presentation and plotting of nondetected values, the data for 2001 to 2004 has been reevaluated and interpreted as follows:

- 1) Nondetected concentrations have been represented as ND for reporting purposes.
- 2) Total VOCs have been recalculated and represented as the sum of the detected parameters shown on this table.
- 3) The method change to 8260 was approved by the NYSDEC and changed in January 2005.

FORMER CARBORUNDUM FACILITY

WHEATFIELD, NEW YORK

Well Id: B-18M

Date	Lab Sample Id	Method	Carbon tetrachloride (ug/L)	Chloroform (ug/L)	1,1-Dichloro-ethane (ug/L)	1,1-Dichloro-ethene (ug/L)	Methylene chloride (ug/L)	Trans-1,2-dichloro-ethene (ug/L)	Cis-1,2-dichloro-ethene (ug/L)	1,1,1-Trichloro-ethane (ug/L)	Trichloro-ethene (ug/L)	Tetrachloro-ethene (ug/L)	Vinyl chloride (ug/L)	Total (ug/L)
01/11/2001	A1035105	8021	ND	ND	2.2	ND	ND	1.2	12	1.6	ND	ND	13	30
04/19/2001	A1361313	624	ND	ND	0.38	ND	ND	ND	2.5	ND	0.24	ND	3.4	6.52
07/12/2001	A1663803	8021	ND	ND	1.9	ND	ND	0.51 J	12	0.47 J	0.56 J	ND	15	30.44
10/12/2001	A1A01001	8021	ND	ND	1	ND	ND	1	28	ND	0.71 J	ND	13	43.71
01/14/2002	A2039402	8021	ND	ND	0.73 J	ND	ND	2.4	61 D	ND	1.8	ND	17	82.93
04/08/2002	A2332602	8260	ND	ND	0.59 J	ND	ND	2.8	56	ND	1.7	ND	12	73.09
07/08/2002	A2695503	8021	ND	ND	ND	ND	ND	1.9	59	ND	ND	ND	22	82.9
10/02/2002	A2980603	8021	ND	ND	0.62 J	ND	ND	2.2	30	ND	0.82 J	ND	14	47.64
01/13/2003	A3038004	8021	ND	ND	0.62 J	ND	ND	1.4	18	ND	ND	ND	14	34.02
04/21/2003	A3370801	8021	ND	ND	0.44 J	ND	1.8 J	3.3	78	ND	4.9	ND	18	106.44
07/14/2003	A3670602	8021	ND	ND	ND	ND	ND	2.6	78	ND	ND	ND	12	92.6
10/15/2003	A3998705	8021	ND	ND	ND	ND	ND	ND	36	ND	ND	ND	19	55
01/07/2004	A4012302	8021	ND	ND	ND	ND	ND	5.7	120	ND	ND	ND	6.1	131.8
04/29/2004	A4402301	8021	ND	ND	ND	ND	ND	1.8	26	ND	ND	ND	16	43.8
07/14/2004	A4664201	8021	ND	ND	ND	ND	ND	2.4	13	ND	ND	ND	11	26.4
10/15/2004	A4A20701	8021	ND	ND	ND	ND	1.2	1.4	33	ND	ND	ND	9	44.6
01/12/2005	A5036402	8260	ND	ND	ND	ND	ND	2.9	45	ND	ND	ND	9	56.9
04/04/2005	A5307809	8260	ND	ND	ND	ND	ND	4.7	72	ND	ND	ND	11	87.7
07/15/2005	A5747001	8260	ND	ND	ND	ND	1.8 J	6.6	92 E	ND	ND	ND	32	132.4
07/15/2005	A5747001DL	8260	ND	ND	ND	ND	2.6 D	5.2 D	75 D	ND	ND	ND	26 D	108.8
07/14/2006	6G14010-03	8260B	ND	ND	ND	ND	ND	2	23	ND	1	ND	9	35
07/05/2007	7G06018-01	8260B	ND	ND	ND	ND	ND	1	27	ND	ND	ND	11	39
07/23/2008	5423260	8260B	ND	ND	ND	ND	ND	1.1 J	26	ND	ND	ND	11	38.1
07/07/2009	5718468	8260B	ND	ND	ND	ND	ND	ND	11	ND	ND	ND	5.5	16.5

ND - Not detected, indicates parameter was analyzed for, but not detected at or above the reporting limit.

To address the NYSDEC concerns regarding the presentation and plotting of nondetected values, the data for 2001 to 2004 has been reevaluated and interpreted as follows:

- 1) Nondetected concentrations have been represented as ND for reporting purposes.
- 2) Total VOCs have been recalculated and represented as the sum of the detected parameters shown on this table.
- 3) The method change to 8260 was approved by the NYSDEC and changed in January 2005.

FORMER CARBORUNDUM FACILITY

WHEATFIELD, NEW YORK

Well Id: B-19M

Date	Lab Sample Id	Method	Carbon tetrachloride (ug/L)	Chloroform (ug/L)	1,1-Dichloroethane (ug/L)	1,1-Dichloroethene (ug/L)	Methylene chloride (ug/L)	Trans-1,2-dichloroethene (ug/L)	Cis-1,2-dichloroethene (ug/L)	1,1,1-Trichloroethane (ug/L)	Trichloroethene (ug/L)	Tetrachloroethene (ug/L)	Vinyl chloride (ug/L)	Total (ug/L)
01/12/2001	A1035110	8021	ND	ND	1.4	ND	ND	ND	6.4	1.5	0.32 J	ND	1.4 J	11.02
04/19/2001	A1361309	624	ND	ND	ND	ND	ND	ND	1.3	ND	ND	ND	ND	1.3
07/12/2001	A1663806	8021	ND	ND	0.32 J	ND	ND	ND	5.5	0.27 J	0.95 J	ND	0.56 J	7.6
10/12/2001	A1A01005	8021	ND	ND	ND	ND	ND	ND	2.4	ND	0.25 J	ND	0.24 J	2.89
01/14/2002	A2039401	8021	ND	ND	0.25 J	ND	ND	ND	3.4	0.25 J	0.98 J	ND	1 J	5.88
04/08/2002	A2332601	8260	ND	ND	0.37 J	ND	ND	ND	3.4	0.22 J	0.37 J	0.24 J	0.35 J	4.95
07/08/2002	A2695501	8021	ND	ND	ND	ND	ND	ND	4.6	ND	ND	ND	ND	4.6
10/02/2002	A2980601	8021	ND	ND	0.32 J	ND	ND	ND	4.2	0.36 J	1.1 J	ND	0.43 J	6.41
01/13/2003	A3038002	8021	ND	ND	ND	ND	ND	ND	2.9	ND	1.4	ND	0.37 J	4.67
04/22/2003	A3376401	8021	ND	ND	0.31 J	ND	ND	ND	4.6	0.33 J	ND	ND	0.92 J	6.16
07/14/2003	A3670601	8021	ND	ND	0.24 J	ND	ND	ND	4.9	0.21 J	0.28 J	ND	0.51 J	6.14
10/15/2003	A3998704	8021	ND	ND	ND	ND	ND	ND	3.4	ND	ND	ND	ND	3.4
01/07/2004	A4012301	8021	ND	ND	ND	ND	ND	ND	2.4	ND	ND	ND	ND	2.4
04/27/2004	A4387401	8021	ND	ND	ND	ND	ND	ND	7.2	ND	ND	ND	ND	7.2
07/13/2004	A4664209	8021	ND	ND	ND	ND	ND	ND	5.4	ND	ND	ND	ND	5.4
10/13/2004	A4A09501	8021	ND	ND	ND	ND	ND	ND	11	0.57 J	ND	ND	1	12.57
01/12/2005	A5036401	8260	ND	ND	ND	ND	ND	ND	3.7	ND	0.41 J	ND	0.98 J	5.09
04/04/2005	A5307808	8260	ND	ND	ND	ND	ND	ND	3.7	ND	0.32 BJ	ND	0.75 J	4.77
07/21/2005	A5768301	8260/5ML	ND	ND	ND	ND	ND	ND	6.3	ND	ND	ND	1 J	7.3
10/20/2005	A5B91902	8260	ND	ND	ND	ND	ND	ND	4	ND	0.51 J	ND	0.92 J	5.43
01/24/2006	A6089112	8260	ND	ND	ND	ND	ND	ND	4.2	ND	0.56 J	ND	1.3 J	6.06
04/18/2006	6D19002-04	8260B	ND	ND	ND	ND	2	ND	3	ND	ND	ND	ND	5
07/14/2006	6G14010-06	8260B	ND	ND	ND	ND	8	ND	3	ND	ND	ND	ND	11
10/11/2006	6J12003-08	8260B	ND	ND	ND	ND	ND	ND	5	ND	1	ND	ND	6
01/08/2007	7A09003-05	8260B	ND	ND	ND	ND	ND	ND	3	ND	ND	ND	ND	3
04/12/2007	7D13007-02	8260B	ND	ND	ND	ND	8	ND	4	ND	ND	ND	ND	12
07/10/2007	7G11015-05	8260B	ND	ND	ND	ND	ND	ND	3	ND	4	ND	ND	7
10/09/2007	7J10006-03	8260B	ND	ND	ND	ND	ND	ND	2	ND	16	ND	ND	18
01/07/2008	8A08003-05	8260B	ND	ND	ND	ND	2	ND	3	ND	ND	ND	ND	5
04/10/2008	8D11008-02	8260B	ND	ND	ND	ND	ND	ND	4	ND	ND	ND	ND	4
07/16/2008	5417449	8260B	ND	ND	ND	ND	ND	ND	2.5 J	ND	ND	ND	ND	2.5
10/15/2008	5499969	8260B	ND	ND	ND	ND	ND	ND	3.8 J	ND	2.2 J	ND	ND	6
01/14/2009	5577589	8260B	ND	ND	ND	ND	ND	ND	2.6 J	ND	ND	ND	ND	2.6
04/14/2009	5646769	8260B	ND	ND	ND	ND	ND	ND	3.5 J	ND	ND	ND	1.3 J	4.8
07/09/2009	5720693	8260B	ND	ND	ND	ND	ND	ND	2.8 J	ND	ND	ND	ND	2.8
10/05/2009	5797964	V-846 8260	ND	ND	ND	ND	ND	ND	2.7 J	ND	ND	ND	ND	2.7

ND - Not detected, indicates parameter was analyzed for, but not detected at or above the reporting limit.

To address the NYSDEC concerns regarding the presentation and plotting of nondetected values, the data for 2001 to 2004 has been reevaluated and interpreted as follows:

- 1) Nondetected concentrations have been represented as ND for reporting purposes.
- 2) Total VOCs have been recalculated and represented as the sum of the detected parameters shown on this table.
- 3) The method change to 8260 was approved by the NYSDEC and changed in January 2005.

FORMER CARBORUNDUM FACILITY

WHEATFIELD, NEW YORK

Well Id: B-20M

Date	Lab Sample Id	Method	Carbon tetrachloride (ug/L)	Chloroform (ug/L)	1,1-Dichloroethane (ug/L)	1,1-Dichloroethene (ug/L)	Methylene chloride (ug/L)	Trans-1,2-dichloroethene (ug/L)	Cis-1,2-dichloroethene (ug/L)	1,1,1-Trichloroethane (ug/L)	Trichloroethene (ug/L)	Tetrachloroethene (ug/L)	Vinyl chloride (ug/L)	Total (ug/L)
01/16/2001	A1043906	8021	ND	ND	ND	ND	ND	ND	ND	ND	ND	ND	ND	ND
04/16/2001	A1345807	624	ND	ND	ND	ND	ND	ND	ND	ND	ND	ND	ND	ND
07/13/2001	A1663809	8021	ND	ND	ND	ND	ND	ND	ND	ND	ND	ND	ND	ND
10/10/2001	A1994703	8021	ND	ND	ND	ND	ND	ND	ND	ND	ND	ND	ND	ND
01/17/2002	A2058502	8021	ND	ND	ND	ND	ND	ND	ND	ND	ND	ND	ND	ND
04/09/2002	A2332612	8260	ND	ND	ND	ND	ND	ND	ND	ND	ND	ND	ND	ND
07/09/2002	A2695510	8021	ND	ND	ND	ND	ND	ND	ND	ND	ND	ND	ND	ND
10/03/2002	A2980611	8021	ND	ND	ND	ND	ND	ND	ND	ND	ND	ND	ND	ND
01/15/2003	A3043008	8021	ND	ND	ND	ND	ND	ND	ND	ND	ND	ND	ND	ND
04/14/2003	A3347502	8021	ND	ND	ND	ND	ND	ND	ND	ND	ND	ND	ND	ND
07/15/2003	A3670608	8021	ND	ND	ND	ND	ND	ND	ND	ND	ND	ND	ND	ND
10/16/2003	A3A08901	8021	ND	ND	ND	ND	ND	ND	ND	ND	ND	ND	ND	ND
04/20/2004	A4356904	8021	ND	ND	ND	ND	ND	ND	ND	ND	ND	ND	ND	ND
07/20/2004	A4682902	8021	ND	ND	ND	ND	ND	ND	ND	ND	ND	ND	ND	ND
10/21/2004	A4A47806	8021	ND	ND	ND	ND	ND	ND	ND	ND	ND	ND	ND	ND
01/17/2005	A5043904	8260	ND	ND	ND	ND	ND	ND	ND	ND	1.5	ND	ND	1.5
04/22/2005	A5402101	8260	ND	ND	ND	ND	ND	ND	ND	ND	ND	ND	ND	ND
07/22/2005	A5778401	8260/5ML	ND	ND	ND	ND	ND	ND	ND	ND	ND	ND	ND	ND
07/18/2006	6G19003-10RE1	8260B	ND	ND	ND	ND	6 B	ND	ND	ND	ND	ND	ND	6
07/11/2007	7G12003-09	8260B	ND	ND	ND	ND	ND	ND	ND	ND	ND	ND	ND	ND
07/22/2008	5422165	8260B	ND	ND	ND	ND	ND	ND	ND	ND	ND	ND	ND	ND
07/09/2009	5720683	8260B	ND	ND	ND	ND	ND	ND	ND	ND	ND	ND	ND	ND

ND - Not detected, indicates parameter was analyzed for, but not detected at or above the reporting limit.

To address the NYSDEC concerns regarding the presentation and plotting of nondetected values, the data for 2001 to 2004 has been reevaluated and interpreted as follows:

- 1) Nondetected concentrations have been represented as ND for reporting purposes.
- 2) Total VOCs have been recalculated and represented as the sum of the detected parameters shown on this table.
- 3) The method change to 8260 was approved by the NYSDEC and changed in January 2005.

FORMER CARBORUNDUM FACILITY

WHEATFIELD, NEW YORK

Well Id: B-21M

Date	Lab Sample Id	Method	Carbon tetrachloride (ug/L)	Chloroform (ug/L)	1,1-Dichloro-ethane (ug/L)	1,1-Dichloro-ethene (ug/L)	Methylene chloride (ug/L)	Trans-1,2-dichloro-ethene (ug/L)	Cis-1,2-dichloro-ethene (ug/L)	1,1,1-Trichloro-ethane (ug/L)	Trichloro-ethene (ug/L)	Tetrachloro-ethene (ug/L)	Vinyl chloride (ug/L)	Total (ug/L)
04/23/2001	A1375208	8021	ND	ND	ND	ND	ND	ND	ND	ND	ND	ND	ND	ND
10/17/2001	A1A23304	8021	ND	ND	ND	ND	ND	ND	ND	ND	ND	ND	ND	ND
01/17/2002	A2058505	8021	ND	ND	ND	ND	ND	ND	ND	ND	ND	ND	ND	ND
04/10/2002	A2347901	8260	ND	ND	ND	ND	ND	ND	ND	ND	ND	ND	ND	ND
07/09/2002	A2695511	8021	ND	ND	ND	ND	ND	ND	ND	ND	ND	ND	ND	ND
01/16/2003	A3056001	8021	ND	ND	ND	ND	ND	ND	ND	ND	ND	ND	ND	ND
04/15/2003	A3356602	8021	ND	ND	ND	ND	ND	ND	ND	ND	ND	ND	ND	ND
07/15/2003	A3670607	8021	ND	ND	ND	ND	ND	ND	ND	ND	ND	ND	ND	ND
10/15/2003	A3998706	8021	ND	ND	ND	ND	ND	ND	ND	ND	ND	ND	ND	ND
01/08/2004	A4026305	8021	ND	ND	ND	ND	ND	ND	ND	ND	ND	ND	ND	ND
04/30/2004	A4402302	8021	ND	ND	ND	ND	ND	ND	ND	ND	ND	ND	ND	ND
07/15/2004	A4674102	8260	ND	ND	ND	ND	ND	ND	ND	ND	ND	ND	ND	ND
07/15/2004	A4674102	8021	ND	ND	ND	ND	ND	ND	ND	ND	ND	ND	ND	ND
10/18/2004	A4A27801	8021	ND	ND	ND	ND	ND	ND	ND	ND	1.7	ND	ND	1.7
01/14/2005	A5038301	8260	ND	ND	ND	ND	ND	ND	ND	ND	2.5	ND	ND	2.5
04/22/2005	A5402104	8260	ND	ND	ND	ND	ND	ND	ND	ND	ND	ND	ND	ND
07/25/2005	A5790301	8260/5ML	ND	ND	ND	ND	ND	ND	ND	ND	ND	ND	ND	ND
10/21/2005	A5B92301	8260	ND	ND	ND	ND	ND	ND	ND	ND	ND	ND	ND	ND
01/24/2006	A6089101	8260	ND	ND	ND	ND	ND	ND	ND	ND	ND	ND	ND	ND
04/13/2006	6D14002-03	8260B	ND	ND	ND	ND	ND	ND	ND	ND	ND	ND	ND	ND
07/17/2006	6G18004-03	8260B	ND	ND	ND	ND	ND	ND	ND	ND	ND	ND	ND	ND
10/10/2006	6J11002-07	8260B	ND	ND	ND	ND	ND	ND	ND	ND	1	ND	ND	1
01/11/2007	7A12004-01	8260B	ND	ND	ND	ND	ND	ND	ND	ND	ND	ND	ND	ND
04/05/2007	7D06002-01	8260B	ND	ND	ND	ND	ND	ND	ND	ND	ND	ND	ND	ND
07/18/2007	7G19011-03	8260B	ND	ND	ND	ND	ND	ND	ND	ND	ND	ND	ND	ND
10/11/2007	7J12012-01	8260B	ND	ND	ND	ND	ND	ND	ND	ND	ND	ND	ND	ND
01/09/2008	8A10002-02	8260B	ND	ND	ND	ND	2	ND	ND	ND	ND	ND	ND	2
04/07/2008	8D08002-02	8260B	ND	ND	ND	ND	10 B	ND	ND	ND	ND	ND	ND	10
07/21/2008	5420899	8260B	ND	ND	ND	ND	ND	ND	ND	ND	ND	ND	ND	ND
10/15/2008	5499966	8260B	ND	ND	ND	ND	ND	ND	ND	ND	ND	ND	ND	ND
01/13/2009	5576506	8260B	ND	ND	ND	ND	ND	ND	ND	ND	ND	ND	ND	ND
04/20/2009	5651170	8260B	ND	ND	ND	ND	ND	ND	ND	ND	ND	ND	ND	ND
07/13/2009	5722289	8260B	ND	ND	ND	ND	ND	ND	ND	ND	ND	ND	ND	ND
10/06/2009	5799017	V-846 8260	ND	ND	ND	ND	ND	ND	ND	ND	ND	ND	ND	ND

ND - Not detected, indicates parameter was analyzed for, but not detected at or above the reporting limit.

To address the NYSDEC concerns regarding the presentation and plotting of nondetected values, the data for 2001 to 2004 has been reevaluated and interpreted as follows:

- 1) Nondetected concentrations have been represented as ND for reporting purposes.
- 2) Total VOCs have been recalculated and represented as the sum of the detected parameters shown on this table.
- 3) The method change to 8260 was approved by the NYSDEC and changed in January 2005.

FORMER CARBORUNDUM FACILITY

WHEATFIELD, NEW YORK

Well Id: B-22M

Date	Lab Sample Id	Method	Carbon tetrachloride (ug/L)	Chloroform (ug/L)	1,1-Dichloro-ethane (ug/L)	1,1-Dichloro-ethene (ug/L)	Methylene chloride (ug/L)	Trans-1,2-dichloro-ethene (ug/L)	Cis-1,2-dichloro-ethene (ug/L)	1,1,1-Trichloro-ethane (ug/L)	Trichloro-ethene (ug/L)	Tetrachloro-ethene (ug/L)	Vinyl chloride (ug/L)	Total (ug/L)
01/11/2001	A1035101	8021	ND	1.3	ND	ND	4.2	ND	110	ND	4.4	ND	9.6	129.5
04/23/2001	A1375207	8021	ND	ND	ND	ND	ND	ND	510	ND	50	ND	ND	560
07/18/2001	A1682908	8021	ND	ND	ND	ND	2.5	1	130	ND	13	ND	7	153.5
10/17/2001	A1A23305	8021	ND	ND	ND	ND	ND	1.5	230	ND	13	ND	36	280.5
01/23/2002	A2076701	8021	ND	ND	7.6	4.6	2.1 J	21	1400 D	ND	110 D	ND	9.6	1554.9
04/18/2002	A2378801	8021	ND	ND	ND	ND	0.8 J	ND	130	ND	9.2	ND	36	176
07/15/2002	A2722901	8021	ND	ND	ND	ND	2.2 J	1.4	91	ND	4.9	ND	8.1	107.6
10/15/2002	A2A23601	8021	ND	ND	ND	ND	ND	ND	79	ND	6.2	ND	13	98.2
01/22/2003	A3068901	8021	ND	ND	ND	ND	ND	0.94 J	80	ND	3.2	ND	12	96.14
04/24/2003	A3389602	8021	ND	ND	ND	ND	1.6 J	ND	130	ND	13	ND	30	174.6
07/17/2003	A3683901	8021	ND	ND	ND	ND	ND	ND	140	ND	5	ND	13	158
10/21/2003	A3A21902	8021	ND	ND	ND	ND	ND	ND	160	ND	5.7	ND	2.3	168
04/30/2004	A4402503	8021	ND	ND	ND	ND	ND	ND	99	ND	ND	ND	40	139
07/15/2004	A4674303	8260	ND	ND	ND	ND	4.3	ND	130	ND	23	ND	ND	157.3
07/15/2004	A4674303	8021	ND	ND	2.2	ND	ND	3.9 E	170 E	ND	24	ND	10 E	210.1
10/18/2004	A4A27701	8021	ND	ND	ND	ND	ND	ND	90	ND	13	ND	ND	103
01/20/2005	A5057501	8260	ND	ND	2.8	1.6	ND	16	300 E	0.34 J	110 E	ND	2.2	432.94
01/20/2005	A5057501DL	8260					33 D	9.4 D	340 D		56 D			438.4
04/26/2005	A5414404	8260	ND	ND	ND	ND	ND	7	250	ND	33	ND	ND	290
07/25/2005	A5790401	8260/5ML	ND	ND	ND	ND	ND	1.6	110	ND	14	ND	7.8	133.4
10/21/2005	A5B92801	8260	ND	ND	ND	ND	ND	0.61 J	36	ND	3.9	ND	1.2 J	41.71
01/24/2006	A6089102	8260	ND	ND	2.9	1.4	ND	15	480 E	ND	90	ND	3.1	592.4
01/24/2006	A6089102DL	8260	ND	ND	ND	ND	ND	15 D	460 D	ND	93 D	ND	ND	568
04/19/2006	6D20002-01	8260B	ND	ND	ND	ND	ND	1	61	ND	17	ND	14	93
07/17/2006	6G18004-05	8260B	ND	ND	ND	ND	ND	ND	29	ND	5	ND	2	36
10/10/2006	6J11002-08	8260B	ND	ND	ND	ND	ND	1	66	ND	10	ND	4	81
01/11/2007	7A12004-02	8260B	ND	ND	3	ND	ND	14	370 D	ND	89	ND	ND	476
04/19/2007	7D20005-01	8260B	ND	ND	ND	ND	ND	5	136	ND	35	ND	5	181
07/18/2007	7G19011-02	8260B	ND	ND	ND	ND	ND	ND	26	ND	5	ND	ND	31
10/11/2007	7J12012-03	8260B	ND	ND	ND	ND	ND	ND	24	ND	4	ND	ND	28
01/09/2008	8A10002-01	8260B	ND	ND	ND	ND	ND	ND	17	ND	3	ND	3	23
04/08/2008	8D09003-07	8260B	ND	ND	2	1	6	10	301 D	ND	95	ND	2	417
07/21/2008	5420900	8260B	ND	ND	ND	ND	ND	ND	24	ND	4.9 J	ND	1.2 J	30.1
10/15/2008	5499967	8260B	ND	ND	ND	ND	ND	ND	29	ND	4.1 J	ND	ND	33.1
01/13/2009	5576505	8260B	ND	ND	3.1 J	2 J	ND	14	460	ND	120	ND	1 J	600.1
04/20/2009	5651167	8260B	ND	ND	ND	ND	ND	3.8 J	150	ND	39	ND	9.9	202.7
07/13/2009	5722290	8260B	ND	ND	ND	ND	ND	ND	27	ND	4.8 J	ND	1.6 J	33.4

ND - Not detected, indicates parameter was analyzed for, but not detected at or above the reporting limit.

To address the NYSDEC concerns regarding the presentation and plotting of nondetected values, the data for 2001 to 2004 has been reevaluated and interpreted as follows:

- 1) Nondetected concentrations have been represented as ND for reporting purposes.
- 2) Total VOCs have been recalculated and represented as the sum of the detected parameters shown on this table.
- 3) The method change to 8260 was approved by the NYSDEC and changed in January 2005.

FORMER CARBORUNDUM FACILITY

WHEATFIELD, NEW YORK

Well Id: B-22M

Date	Lab Sample Id	Method	Carbon tetrachloride (ug/L)	Chloroform (ug/L)	1,1-Dichloroethane (ug/L)	1,1-Dichloroethene (ug/L)	Methylene chloride (ug/L)	Trans-1,2-dichloroethene (ug/L)	Cis-1,2-dichloroethene (ug/L)	1,1,1-Trichloroethane (ug/L)	Trichloroethene (ug/L)	Tetrachloroethene (ug/L)	Vinyl chloride (ug/L)	Total (ug/L)
10/06/2009	5799012	V-846 826	ND	ND	ND	ND	ND	1.5 J	70	ND	15	ND	1.1 J	87.6

ND - Not detected, indicates parameter was analyzed for, but not detected at or above the reporting limit.

To address the NYSDEC concerns regarding the presentation and plotting of nondetected values, the data for 2001 to 2004 has been reevaluated and interpreted as follows:

- 1) Nondetected concentrations have been represented as ND for reporting purposes.
- 2) Total VOCs have been recalculated and represented as the sum of the detected parameters shown on this table.
- 3) The method change to 8260 was approved by the NYSDEC and changed in January 2005.

FORMER CARBORUNDUM FACILITY

WHEATFIELD, NEW YORK

Well Id: B-23M

Date	Lab Sample Id	Method	Carbon tetrachloride (ug/L)	Chloroform (ug/L)	1,1-Dichloro-ethane (ug/L)	1,1-Dichloro-ethene (ug/L)	Methylene chloride (ug/L)	Trans-1,2-dichloro-ethene (ug/L)	Cis-1,2-dichloro-ethene (ug/L)	1,1,1-Trichloro-ethane (ug/L)	Trichloro-ethene (ug/L)	Tetrachloro-ethene (ug/L)	Vinyl chloride (ug/L)	Total (ug/L)
01/16/2001	A1043902	8021	ND	3.6	ND	ND	1.9 J	6.4	210	ND	13	ND	15	249.9
04/16/2001	A1345805	624	ND	ND	ND	ND	ND	7	150 D	ND	52	ND	ND	209
07/16/2001	A1674115	8021	ND	4.9	ND	ND	2.8	5.5	230	ND	23	ND	8.5	274.7
10/18/2001	A1A23310	8021	ND	ND	ND	ND	3.5	ND	280	ND	11	ND	ND	294.5
01/23/2002	A2076703	8021	ND	7.4	ND	ND	4.2	5	310	ND	39	ND	6.8	372.4
04/18/2002	A2378802	8021	ND	ND	ND	ND	ND	ND	350	ND	ND	ND	22	372
07/15/2002	A2722903	8021	ND	ND	ND	ND	6	3.3	410	ND	4.3	ND	20	443.6
10/09/2002	A2A07510	8021	ND	ND	ND	ND	ND	ND	300	ND	18	ND	17	335
01/22/2003	A3068902	8021	ND	2.7	ND	ND	ND	4.8	140	ND	45	ND	ND	192.5
04/21/2003	A3370901	8021	ND	ND	ND	ND	12	2.1	320	ND	ND	ND	17	351.1
07/21/2003	A3699401	8021	ND	ND	ND	ND	ND	2	370	ND	2.7	ND	15	389.7
10/20/2003	A3A13901	8021	ND	ND	ND	ND	ND	ND	320	ND	3.8	ND	15	338.8
01/29/2004	A4077603	8021	ND	ND	ND	ND	ND	3	320	ND	74	ND	9.1	406.1
04/23/2004	A4373101	8021	ND	ND	ND	ND	ND	ND	400	ND	ND	ND	28	428
07/21/2004	A4687101	8260	ND	ND	ND	ND	10	ND	340	ND	9.9	ND	ND	359.9
10/20/2004	A4A32301	8021	ND	ND	ND	ND	ND	ND	230	ND	7.1	ND	12	249.1
01/13/2005	A5036108	8260	ND	ND	ND	ND	ND	ND	360	ND	53	ND	5.9	418.9
04/19/2005	A5387405	8260	ND	ND	ND	ND	ND	ND	380	ND	32	ND	21	433
07/18/2005	A5753801	8260/5ML	ND	ND	ND	ND	ND	ND	360	ND	ND	ND	32	392
10/20/2005	A5B92001	8260	ND	ND	1.7	1.2	ND	1.8	380 E	ND	3	ND	61	448.7
10/20/2005	A5B92001DL	8260	ND	ND	ND	ND	9.2 BD	ND	370 D	ND	ND	ND	50 D	429.2
01/23/2006	A6084701	8260	ND	ND	ND	ND	ND	3	300	ND	96	ND	9.3	408.3
04/21/2006	6D21017-01	8260B	ND	ND	1	ND	ND	1	272 D	ND	9	ND	17	300
07/20/2006	6G21005-05	8260B	ND	ND	ND	ND	25	ND	309	ND	ND	ND	39	373
10/10/2006	6J11002-02RE1	8260B	ND	ND	1	ND	ND	2	243 D	ND	10	ND	28	284
01/08/2007	7A09003-01	8260B	ND	ND	ND	ND	ND	ND	238	ND	182	ND	ND	420
04/18/2007	7D19009-01	8260B	ND	ND	2	ND	ND	2	239 D	ND	41	ND	17	301
07/11/2007	7G12003-01	8260B	ND	ND	ND	ND	ND	ND	178	ND	8	ND	24	210
10/10/2007	7J11002-03	8260B	ND	ND	1	ND	ND	ND	272 D	ND	2	ND	34	309
01/08/2008	8A09005-04	8260B	ND	ND	ND	ND	ND	4	171	ND	71	ND	11	257
04/09/2008	8D10002-04	8260B	ND	ND	2	1	2	2	292 D	ND	21	ND	24	344
07/25/2008	5426028	8260B	ND	ND	1.1 J	ND	ND	0.87 J	270	ND	1.8 J	ND	58	331.77
10/17/2008	5502673	8260B	ND	ND	1.2 J	ND	ND	0.9 J	280	ND	1.5 J	ND	37	320.6
01/13/2009	5576509	8260B	ND	ND	2.2 J	0.96 J	ND	2.3 J	270	ND	53	ND	17	345.46
04/13/2009	5647710	8260B	ND	ND	1.4 J	ND	ND	1.6 J	260	ND	21	ND	11	295
07/14/2009	5723623	8260B	ND	ND	1.2 J	ND	ND	0.93 J	290	ND	2.8 J	ND	33	327.93
10/05/2009	5797962	V-846 826	ND	ND	1.1 J	ND	ND	0.93 J	260	ND	4.8 J	ND	29	295.83

ND - Not detected, indicates parameter was analyzed for, but not detected at or above the reporting limit.

To address the NYSDEC concerns regarding the presentation and plotting of nondetected values, the data for 2001 to 2004 has been reevaluated and interpreted as follows:

- 1) Nondetected concentrations have been represented as ND for reporting purposes.
- 2) Total VOCs have been recalculated and represented as the sum of the detected parameters shown on this table.
- 3) The method change to 8260 was approved by the NYSDEC and changed in January 2005.

FORMER CARBORUNDUM FACILITY

WHEATFIELD, NEW YORK

Well Id: B-24M

Date	Lab Sample Id	Method	Carbon tetrachloride (ug/L)	Chloroform (ug/L)	1,1-Dichloro-ethane (ug/L)	1,1-Dichloro-ethene (ug/L)	Methylene chloride (ug/L)	Trans-1,2-dichloro-ethene (ug/L)	Cis-1,2-dichloro-ethene (ug/L)	1,1,1-Trichloro-ethane (ug/L)	Trichloro-ethene (ug/L)	Tetrachloro-ethene (ug/L)	Vinyl chloride (ug/L)	Total (ug/L)
01/17/2001	A1052406	8021	ND	ND	ND	ND	ND	ND	ND	ND	0.3 J	ND	ND	0.3
04/16/2001	A1345804	624	ND	ND	ND	ND	ND	ND	ND	ND	1.9	ND	ND	1.9
07/16/2001	A1674112	8021	ND	ND	ND	ND	ND	ND	ND	ND	ND	ND	ND	ND
10/18/2001	A1A23309	8021	ND	ND	ND	ND	ND	ND	ND	ND	15	ND	ND	15
01/22/2002	A2066009	8021	ND	ND	ND	ND	ND	ND	1.1	ND	3.6	ND	ND	4.7
04/17/2002	A2378402	8021	ND	ND	ND	ND	ND	ND	1.8	ND	5.9	ND	ND	7.7
07/12/2002	A2713902	8021	ND	ND	ND	ND	ND	ND	1.5	ND	4.7	ND	ND	6.2
10/09/2002	A2A07702	8021	ND	ND	ND	ND	ND	ND	ND	ND	ND	ND	ND	ND
01/20/2003	A3060801	8021	ND	ND	ND	ND	ND	ND	0.27 J	ND	1.9	ND	ND	2.17
04/09/2003	A3329507	8021	ND	ND	ND	ND	ND	ND	1.2	ND	6.5	ND	ND	7.7
07/08/2003	A3649105	8021	ND	ND	ND	ND	ND	ND	1.1	ND	3.3	ND	ND	4.4
10/13/2003	A3991402	8021	ND	ND	ND	ND	ND	ND	ND	ND	ND	ND	ND	ND
04/20/2004	A4356801	8021	ND	ND	ND	ND	ND	ND	1.2	ND	3.7	ND	ND	4.9
07/13/2004	A4664001	8021	ND	ND	ND	ND	ND	ND	1.4	ND	4	ND	ND	5.4
10/20/2004	A4A32402	8021	ND	ND	ND	ND	ND	ND	1.3	ND	4	ND	ND	5.3
01/12/2005	A5036204	8260	ND	ND	ND	ND	ND	ND	0.79 J	ND	4.1	ND	ND	4.89
04/06/2005	A5317804	8260	ND	ND	ND	ND	ND	ND	0.63 J	ND	3.4	ND	ND	4.03
07/12/2005	A5733203	8260/5ML	ND	ND	ND	ND	ND	ND	0.97 J	ND	3.5	ND	ND	4.47
10/05/2005	A5B10601	8260	ND	ND	ND	ND	ND	ND	ND	ND	1.5	ND	ND	1.5
01/23/2006	A6084702	8260	ND	ND	ND	ND	ND	ND	1.6	ND	3.8	ND	ND	5.4
04/12/2006	6D13005-06	8260B	ND	ND	ND	ND	ND	ND	1	ND	3	ND	ND	4
07/19/2006	6G20004-06	8260B	ND	ND	ND	ND	ND	ND	ND	ND	3	ND	ND	3
10/10/2006	6J11002-03	8260B	ND	ND	ND	ND	ND	ND	1	ND	2	ND	ND	3
01/08/2007	7A09003-02	8260B	ND	ND	ND	ND	ND	ND	1	ND	3	ND	ND	4
04/04/2007	7D05011-02	8260B	ND	ND	ND	ND	3	ND	1	ND	3	ND	ND	7
07/11/2007	7G12003-03	8260B	ND	ND	ND	ND	ND	ND	ND	ND	3	ND	ND	3
10/10/2007	7J11002-05	8260B	ND	ND	ND	ND	ND	ND	ND	ND	1	ND	ND	1
01/08/2008	8A09005-05	8260B	ND	ND	ND	ND	ND	ND	6	ND	12	ND	ND	18
04/07/2008	8D08002-05	8260B	ND	ND	ND	ND	ND	ND	1	ND	4	ND	ND	5
07/28/2008	5426821	8260B	ND	ND	ND	ND	ND	ND	ND	ND	1.2 J	ND	ND	1.2
10/17/2008	5502674	8260B	ND	ND	ND	ND	ND	ND	ND	ND	4.3 J	ND	ND	4.3
01/13/2009	5576514	8260B	ND	ND	ND	ND	ND	ND	1.1 J	ND	4.2 J	ND	ND	5.3
04/13/2009	5647711	8260B	ND	ND	ND	ND	ND	ND	0.99 J	ND	3.2 J	ND	ND	4.19
07/15/2009	5724678	8260B	ND	ND	ND	ND	ND	ND	ND	ND	1.2 J	ND	ND	1.2
10/05/2009	5797963	V-846 8260	ND	ND	ND	ND	ND	ND	ND	ND	2.3 J	ND	ND	2.3

ND - Not detected, indicates parameter was analyzed for, but not detected at or above the reporting limit.

To address the NYSDEC concerns regarding the presentation and plotting of nondetected values, the data for 2001 to 2004 has been reevaluated and interpreted as follows:

- 1) Nondetected concentrations have been represented as ND for reporting purposes.
- 2) Total VOCs have been recalculated and represented as the sum of the detected parameters shown on this table.
- 3) The method change to 8260 was approved by the NYSDEC and changed in January 2005.

FORMER CARBORUNDUM FACILITY

WHEATFIELD, NEW YORK

Well Id: B-25M

Date	Lab Sample Id	Method	Carbon tetrachloride (ug/L)	Chloroform (ug/L)	1,1-Dichloroethane (ug/L)	1,1-Dichloroethene (ug/L)	Methylene chloride (ug/L)	Trans-1,2-dichloroethene (ug/L)	Cis-1,2-dichloroethene (ug/L)	1,1,1-Trichloroethane (ug/L)	Trichloroethene (ug/L)	Tetrachloroethene (ug/L)	Vinyl chloride (ug/L)	Total (ug/L)
07/16/2001	A1674109	8021	ND	ND	ND	ND	ND	ND	ND	ND	ND	ND	ND	ND
07/10/2002	A2708301	8021	ND	ND	ND	ND	ND	ND	ND	ND	ND	ND	ND	ND
07/02/2003	A3639714	8021	ND	ND	ND	ND	ND	ND	ND	ND	ND	ND	ND	ND
07/14/2004	A4664208	8021	ND	ND	ND	ND	ND	ND	1.4	ND	1.3	ND	ND	2.7
07/12/2005	A5733105	8260/5ML	ND	ND	ND	ND	ND	ND	0.68 J	ND	1.3	ND	ND	1.98

ND - Not detected, indicates parameter was analyzed for, but not detected at or above the reporting limit.

To address the NYSDEC concerns regarding the presentation and plotting of nondetected values, the data for 2001 to 2004 has been reevaluated and interpreted as follows:

- 1) Nondetected concentrations have been represented as ND for reporting purposes.
- 2) Total VOCs have been recalculated and represented as the sum of the detected parameters shown on this table.
- 3) The method change to 8260 was approved by the NYSDEC and changed in January 2005.

FORMER CARBORUNDUM FACILITY

WHEATFIELD, NEW YORK

Well Id: B-26M

Date	Lab Sample Id	Method	Carbon tetrachloride (ug/L)	Chloroform (ug/L)	1,1-Dichloroethane (ug/L)	1,1-Dichloroethene (ug/L)	Methylene chloride (ug/L)	Trans-1,2-dichloroethene (ug/L)	Cis-1,2-dichloroethene (ug/L)	1,1,1-Trichloroethane (ug/L)	Trichloroethene (ug/L)	Tetrachloroethene (ug/L)	Vinyl chloride (ug/L)	Total (ug/L)
07/16/2001	A1674101	8021	ND	ND	ND	ND	ND	ND	ND	ND	ND	ND	ND	ND
07/10/2002	A2708302	8021	ND	ND	ND	ND	ND	ND	ND	ND	ND	ND	ND	ND
07/02/2003	A3639715	8021	ND	ND	ND	ND	ND	ND	ND	ND	ND	ND	ND	ND
07/14/2004	A4664207	8021	ND	ND	ND	ND	ND	ND	ND	ND	ND	ND	ND	ND
07/08/2005	A5715202	8260/5ML	ND	ND	ND	ND	ND	ND	ND	ND	ND	ND	ND	ND
07/20/2006	6G21005-03	8260B	ND	ND	ND	ND	4	ND	ND	ND	ND	ND	ND	4
07/18/2007	7G19011-05	8260B	ND	ND	ND	ND	ND	ND	ND	ND	ND	ND	ND	ND
07/24/2008	5424621	8260B	ND	ND	ND	ND	ND	ND	ND	ND	ND	ND	ND	ND
07/14/2009	5723631	8260B	ND	ND	ND	ND	ND	ND	ND	ND	ND	ND	ND	ND

ND - Not detected, indicates parameter was analyzed for, but not detected at or above the reporting limit.

To address the NYSDEC concerns regarding the presentation and plotting of nondetected values, the data for 2001 to 2004 has been reevaluated and interpreted as follows:

- 1) Nondetected concentrations have been represented as ND for reporting purposes.
- 2) Total VOCs have been recalculated and represented as the sum of the detected parameters shown on this table.
- 3) The method change to 8260 was approved by the NYSDEC and changed in January 2005.

FORMER CARBORUNDUM FACILITY

WHEATFIELD, NEW YORK

Well Id: B-27M

Date	Lab Sample Id	Method	Carbon tetrachloride (ug/L)	Chloroform (ug/L)	1,1-Dichloroethane (ug/L)	1,1-Dichloroethene (ug/L)	Methylene chloride (ug/L)	Trans-1,2-dichloroethene (ug/L)	Cis-1,2-dichloroethene (ug/L)	1,1,1-Trichloroethane (ug/L)	Trichloroethene (ug/L)	Tetrachloroethene (ug/L)	Vinyl chloride (ug/L)	Total (ug/L)
07/12/2001	A1663805	8021	ND	ND	ND	ND	5.8	8.5	400	ND	34	ND	ND	448.3
07/16/2002	A2722910	8021	ND	ND	ND	ND	5.7	9.4	240	ND	18	ND	14	287.1
07/10/2003	A3654301	8021	ND	ND	ND	ND	ND	6.8	230	ND	4.1	ND	9	249.9
07/07/2004	A4636801	8021	ND	ND	ND	1	ND	4.4	80	ND	4.8	ND	4.1	94.3
07/14/2005	A5740601	8260/5ML	ND	ND	ND	ND	ND	3.3	50	ND	5.3	ND	2.3	60.9

ND - Not detected, indicates parameter was analyzed for, but not detected at or above the reporting limit.

To address the NYSDEC concerns regarding the presentation and plotting of nondetected values, the data for 2001 to 2004 has been reevaluated and interpreted as follows:

- 1) Nondetected concentrations have been represented as ND for reporting purposes.
- 2) Total VOCs have been recalculated and represented as the sum of the detected parameters shown on this table.
- 3) The method change to 8260 was approved by the NYSDEC and changed in January 2005.

FORMER CARBORUNDUM FACILITY

WHEATFIELD, NEW YORK

Well Id: B-28M

Date	Lab Sample Id	Method	Carbon tetrachloride (ug/L)	Chloroform (ug/L)	1,1-Dichloroethane (ug/L)	1,1-Dichloroethene (ug/L)	Methylene chloride (ug/L)	Trans-1,2-dichloroethene (ug/L)	Cis-1,2-dichloroethene (ug/L)	1,1,1-Trichloroethane (ug/L)	Trichloroethene (ug/L)	Tetrachloroethene (ug/L)	Vinyl chloride (ug/L)	Total (ug/L)
01/11/2001	A1035102	8021	ND	ND	ND	ND	ND	ND	1.5	ND	ND	ND	ND	1.5
04/23/2001	A1375205	8021	ND	ND	ND	ND	ND	ND	0.66 J	ND	ND	ND	ND	0.66
07/18/2001	A1682909	8021	ND	ND	ND	ND	ND	ND	ND	ND	ND	ND	ND	ND
10/17/2001	A1A23303	8021	ND	ND	ND	ND	ND	ND	ND	ND	ND	ND	ND	ND
01/17/2002	A2058506	8021	ND	ND	ND	ND	ND	ND	ND	ND	ND	ND	ND	ND
04/10/2002	A2347902	8260	ND	ND	ND	ND	ND	ND	ND	ND	0.25 J	ND	ND	0.25
07/10/2002	A2708304	8021	ND	ND	ND	ND	ND	ND	ND	ND	ND	ND	ND	ND
10/03/2002	A2980610	8021	ND	ND	ND	ND	ND	ND	ND	ND	ND	ND	ND	ND
01/16/2003	A3056002	8021	ND	ND	ND	ND	ND	ND	ND	ND	ND	ND	ND	ND
04/08/2003	A3329701	8021	ND	ND	ND	ND	ND	ND	ND	ND	ND	ND	ND	ND
07/03/2003	A3639703	8021	ND	ND	ND	ND	ND	ND	ND	ND	ND	ND	ND	ND
10/08/2003	A3978809	8021	ND	ND	ND	ND	ND	ND	ND	ND	ND	ND	ND	ND
01/08/2004	A4026304	8021	ND	ND	ND	ND	ND	ND	ND	ND	ND	ND	ND	ND
04/13/2004	A4331505	8021	ND	ND	ND	ND	ND	ND	ND	ND	ND	ND	ND	ND
06/30/2004	A4619406	8021	ND	ND	ND	ND	ND	ND	ND	ND	ND	ND	ND	ND
10/26/2004	A4A60302	8021	ND	ND	ND	ND	ND	ND	ND	ND	ND	ND	ND	ND
01/14/2005	A5038302	8260	ND	ND	ND	ND	ND	ND	ND	ND	ND	ND	ND	ND
04/05/2005	A5317606	8260	ND	ND	ND	ND	ND	ND	ND	ND	ND	ND	ND	ND
07/11/2005	A5724501	8260/5ML	ND	ND	ND	ND	ND	ND	ND	ND	ND	ND	ND	ND
10/21/2005	A5B92302	8260	ND	ND	ND	ND	ND	ND	ND	ND	ND	ND	ND	ND
01/24/2006	A6089103	8260	ND	ND	ND	ND	ND	ND	ND	ND	ND	ND	ND	ND
04/13/2006	6D14002-02	8260B	ND	ND	ND	ND	ND	ND	ND	ND	ND	ND	ND	ND
07/17/2006	6G18004-06RE1	8260B	ND	ND	ND	ND	4 B	ND	ND	ND	ND	ND	ND	4
10/10/2006	6J11002-09	8260B	ND	ND	ND	ND	ND	ND	ND	ND	ND	ND	ND	ND
01/11/2007	7A12004-03	8260B	ND	ND	ND	ND	ND	ND	ND	ND	ND	ND	ND	ND
04/05/2007	7D06002-02	8260B	ND	ND	ND	ND	ND	ND	ND	ND	ND	ND	ND	ND
07/18/2007	7G19011-04	8260B	ND	ND	ND	ND	ND	ND	ND	ND	ND	ND	ND	ND
10/11/2007	7J12012-04	8260B	ND	ND	ND	ND	ND	ND	ND	ND	ND	ND	ND	ND
01/09/2008	8A10002-03	8260B	ND	ND	ND	ND	ND	ND	ND	ND	ND	ND	ND	ND
04/07/2008	8D08002-01	8260B	ND	ND	ND	ND	ND	ND	ND	ND	ND	ND	ND	ND
07/21/2008	5420901	8260B	ND	ND	ND	ND	ND	ND	ND	ND	ND	ND	ND	ND
10/15/2008	5499968	8260B	ND	ND	ND	ND	ND	ND	ND	ND	ND	ND	ND	ND
01/13/2009	5576507	8260B	ND	ND	ND	ND	ND	ND	ND	ND	ND	ND	ND	ND
04/20/2009	5651173	8260B	ND	ND	ND	ND	ND	ND	ND	ND	ND	ND	ND	ND
07/13/2009	5722291	8260B	ND	ND	ND	ND	ND	ND	ND	ND	ND	ND	ND	ND
10/06/2009	5799013	V-846 8260	ND	ND	ND	ND	ND	ND	ND	ND	ND	ND	ND	ND

ND - Not detected, indicates parameter was analyzed for, but not detected at or above the reporting limit.

To address the NYSDEC concerns regarding the presentation and plotting of nondetected values, the data for 2001 to 2004 has been reevaluated and interpreted as follows:

- 1) Nondetected concentrations have been represented as ND for reporting purposes.
- 2) Total VOCs have been recalculated and represented as the sum of the detected parameters shown on this table.
- 3) The method change to 8260 was approved by the NYSDEC and changed in January 2005.

FORMER CARBORUNDUM FACILITY

WHEATFIELD, NEW YORK

Well Id: B-29M

Date	Lab Sample Id	Method	Carbon tetrachloride (ug/L)	Chloroform (ug/L)	1,1-Dichloroethane (ug/L)	1,1-Dichloroethene (ug/L)	Methylene chloride (ug/L)	Trans-1,2-dichloroethene (ug/L)	Cis-1,2-dichloroethene (ug/L)	1,1,1-Trichloroethane (ug/L)	Trichloroethene (ug/L)	Tetrachloroethene (ug/L)	Vinyl chloride (ug/L)	Total (ug/L)
01/16/2001	A1043901	8021	ND	ND	ND	ND	ND	ND	16	ND	0.29 J	ND	1.8	18.09
04/16/2001	A1345806	624	ND	ND	ND	ND	ND	ND	11	ND	ND	ND	ND	11
07/16/2001	A1674114	8021	ND	ND	ND	ND	ND	ND	21	ND	1 J	ND	1.1 J	23.1
10/18/2001	A1A23315	8021	ND	ND	ND	ND	ND	ND	26	ND	7.8	ND	1.8	35.6
01/21/2002	A2066006	8021	ND	ND	ND	ND	ND	ND	26	ND	ND	ND	ND	26
04/17/2002	A2378401	8021	ND	ND	ND	ND	ND	ND	ND	ND	ND	ND	ND	ND
07/11/2002	A2708316	8021	ND	ND	ND	ND	ND	ND	32	ND	0.88 J	ND	2.5	35.38
10/09/2002	A2A07701	8021	ND	ND	ND	ND	ND	ND	34	ND	ND	ND	4.5	38.5
01/16/2003	A3055802	8021	ND	ND	ND	ND	ND	ND	9	ND	0.23 J	ND	0.77 J	10
04/21/2003	A3371001	8021	ND	ND	ND	ND	ND	ND	ND	ND	2.5	ND	ND	2.5
07/16/2003	A3683701	8021	ND	ND	ND	ND	ND	ND	12	ND	ND	ND	0.68 J	12.68
10/20/2003	A3A13701	8021	ND	ND	ND	ND	ND	ND	47	ND	1.5	ND	3.8	52.3
01/29/2004	A4077402	8021	ND	ND	ND	0.2 J	ND	ND	26	ND	1.8	ND	2.1	30.1
04/23/2004	A4373001	8021	ND	ND	ND	ND	ND	ND	1.2	ND	ND	ND	ND	1.2
07/21/2004	A4687001	8260	ND	ND	ND	ND	ND	ND	15	ND	0.73 J	ND	ND	15.73
10/20/2004	A4A32401	8021	ND	ND	ND	ND	ND	ND	24	ND	1.4	ND	2.4	27.8
01/13/2005	A5036206	8260	ND	ND	ND	ND	ND	ND	22	ND	1.8	ND	2.1	25.9
04/19/2005	A5387502	8260	ND	ND	ND	ND	ND	ND	12	ND	1.1 J	ND	1.4 J	14.5
07/18/2005	A5753701	8260/5ML	ND	ND	ND	ND	ND	ND	36	ND	3.2	ND	3.1	42.3
07/20/2006	6G21005-08	8260B	ND	ND	ND	ND	3	ND	43	ND	8	ND	3	57
07/11/2007	7G12003-02	8260B	ND	ND	ND	ND	ND	ND	30	ND	6	ND	3	39
07/25/2008	5426025	8260B	ND	ND	ND	ND	ND	ND	19	ND	3 J	ND	1.8 J	23.8
07/14/2009	5723624	8260B	ND	ND	ND	ND	ND	ND	17	ND	1.7 J	ND	2.6 J	21.3

ND - Not detected, indicates parameter was analyzed for, but not detected at or above the reporting limit.

To address the NYSDEC concerns regarding the presentation and plotting of nondetected values, the data for 2001 to 2004 has been reevaluated and interpreted as follows:

- 1) Nondetected concentrations have been represented as ND for reporting purposes.
- 2) Total VOCs have been recalculated and represented as the sum of the detected parameters shown on this table.
- 3) The method change to 8260 was approved by the NYSDEC and changed in January 2005.

FORMER CARBORUNDUM FACILITY

WHEATFIELD, NEW YORK

Well Id: B-31M

Date	Lab Sample Id	Method	Carbon tetrachloride (ug/L)	Chloroform (ug/L)	1,1-Dichloroethane (ug/L)	1,1-Dichloroethene (ug/L)	Methylene chloride (ug/L)	Trans-1,2-dichloroethene (ug/L)	Cis-1,2-dichloroethene (ug/L)	1,1,1-Trichloroethane (ug/L)	Trichloroethene (ug/L)	Tetrachloroethene (ug/L)	Vinyl chloride (ug/L)	Total (ug/L)
01/15/2001	A1041302	8021	ND	ND	ND	ND	ND	ND	4.6	ND	1 J	ND	ND	5.6
04/24/2001	A1375201	8021	ND	ND	ND	ND	ND	ND	5.5	ND	1.2	ND	ND	6.7
07/16/2001	A1674102	8021	ND	ND	ND	ND	ND	ND	7.1	ND	0.56 J	ND	0.57 J	8.23
10/10/2001	A1994706	8021	ND	ND	ND	ND	ND	ND	7.3	ND	ND	ND	0.48 J	7.78
01/17/2002	A2058501	8021	ND	ND	ND	ND	ND	0.2 J	13	ND	4	ND	ND	17.2
04/09/2002	A2332608	8260	ND	ND	ND	ND	ND	ND	4.8	ND	1.1 J	ND	ND	5.9
07/09/2002	A2695509	8021	ND	ND	ND	ND	ND	ND	7.3	ND	1.4	ND	ND	8.7
10/03/2002	A2980607	8021	ND	ND	ND	ND	ND	ND	10	ND	1.7	ND	0.29 J	11.99
01/14/2003	A3043004	8021	ND	0.78 J	ND	ND	ND	ND	6.5	ND	1.2	ND	ND	8.48
04/07/2003	A3320702	8021	ND	ND	ND	ND	ND	ND	10	ND	2.6	ND	ND	12.6
07/02/2003	A3639716	8021	ND	ND	ND	ND	ND	ND	7.7	ND	2.1	ND	ND	9.8
10/09/2003	A3978810	8021	ND	ND	ND	ND	ND	ND	13	ND	3.5	ND	ND	16.5
04/20/2004	A4356903	8021	ND	ND	ND	ND	ND	ND	2.9	ND	ND	ND	ND	2.9
07/14/2004	A4664203	8021	ND	ND	ND	ND	ND	ND	8.8	ND	3.8	ND	ND	12.6
10/25/2004	A4A54101	8021	ND	ND	ND	ND	ND	ND	13	ND	4.5	ND	ND	17.5
01/19/2005	A5050909	8260	ND	ND	ND	ND	ND	ND	5.3	ND	3.2	ND	ND	8.5
04/05/2005	A5317610	8260	ND	ND	ND	ND	ND	ND	2.4	ND	0.64 J	ND	ND	3.04
07/08/2005	A5715201	8260/5ML	ND	ND	ND	ND	ND	ND	6.6	ND	2.3	ND	ND	8.9
07/17/2006	6G18004-01	8260B	ND	ND	ND	ND	ND	ND	2	ND	ND	ND	ND	2
07/18/2007	7G19011-06	8260B	ND	ND	ND	ND	ND	ND	2	ND	ND	ND	ND	2
07/24/2008	5424622	8260B	ND	ND	ND	ND	ND	ND	3.1 J	ND	1.1 J	ND	ND	4.2
07/14/2009	5723632	8260B	ND	ND	ND	ND	ND	ND	8.5	ND	4 J	ND	ND	12.5

ND - Not detected, indicates parameter was analyzed for, but not detected at or above the reporting limit.

To address the NYSDEC concerns regarding the presentation and plotting of nondetected values, the data for 2001 to 2004 has been reevaluated and interpreted as follows:

- 1) Nondetected concentrations have been represented as ND for reporting purposes.
- 2) Total VOCs have been recalculated and represented as the sum of the detected parameters shown on this table.
- 3) The method change to 8260 was approved by the NYSDEC and changed in January 2005.

FORMER CARBORUNDUM FACILITY

WHEATFIELD, NEW YORK

Well Id: B-32M

Date	Lab Sample Id	Method	Carbon tetrachloride (ug/L)	Chloroform (ug/L)	1,1-Dichloroethane (ug/L)	1,1-Dichloroethene (ug/L)	Methylene chloride (ug/L)	Trans-1,2-dichloroethene (ug/L)	Cis-1,2-dichloroethene (ug/L)	1,1,1-Trichloroethane (ug/L)	Trichloroethene (ug/L)	Tetrachloroethene (ug/L)	Vinyl chloride (ug/L)	Total (ug/L)
01/18/2001	A1052401	8021	ND	ND	0.29 J	0.23 J	ND	1.8	47	ND	0.67 J	ND	7.5	57.49
04/18/2001	A1361303	624	ND	ND	ND	ND	ND	0.48	10	ND	ND	ND	1.1	11.58
07/18/2001	A1682902	8021	ND	ND	ND	ND	ND	0.61 J	38	ND	ND	ND	9.3	47.91
10/19/2001	A1A28802	8021	ND	ND	ND	ND	ND	0.81 J	56	ND	0.6 J	ND	9.4	66.81
01/14/2002	A2039403	8021	ND	ND	ND	ND	0.54 J	0.56 J	28	ND	1.1 J	ND	3.9	34.1
04/08/2002	A2332603	8260	ND	ND	ND	ND	ND	0.71 J	57	ND	0.68 J	ND	4.8	63.19
04/16/2002	A2369801	8021	ND	ND	0.34 J	0.27 J	ND	ND	62 D	ND	1.6	ND	5.8	70.01
07/08/2002	A2695505	8021	ND	ND	ND	ND	ND	ND	32	ND	ND	ND	2.8	34.8
10/09/2002	A2A07901	8021	ND	ND	ND	ND	ND	0.93 J	56	ND	ND	ND	9.7	66.63
01/13/2003	A3038005	8021	ND	ND	ND	ND	ND	ND	42	ND	1.9	ND	5.2	49.1
04/24/2003	A3389501	8021	ND	ND	ND	ND	ND	ND	56	ND	ND	ND	4.9	60.9
07/16/2003	A3684101	8021	ND	ND	ND	ND	ND	0.74 J	42	ND	0.51 J	ND	2.8	46.05
10/21/2003	A3A22001	8021	ND	ND	ND	ND	ND	0.91 J	61	ND	ND	ND	8.6	70.51
01/07/2004	A4012304	8021	ND	ND	ND	ND	ND	ND	38	ND	ND	ND	3.4	41.4
04/23/2004	A4372904	8021	ND	ND	ND	ND	ND	ND	36	ND	1.3	ND	2.8	40.1
07/20/2004	A4682903	8021	ND	ND	ND	ND	ND	ND	39 E	ND	ND	ND	2.5 E	41.5
07/20/2004	A4682903	8260	ND	ND	ND	ND	2.2 J	0.76 J	31	ND	0.83 J	ND	ND	34.79
10/20/2004	A4A32101	8021	ND	31	ND	ND	ND	0.52 J	ND	ND	0.67 J	ND	4.3	36.49
01/13/2005	A5036405	8260	ND	ND	0.81 J	0.61 J	ND	1.3	71 E	ND	17	ND	3.4	94.12
01/13/2005	A5036405DL	8260							69 D		16 D		2.8 D	87.8
04/19/2005	A5387302	8260	ND	ND	0.45 J	0.48 J	ND	0.4 J	42 E	ND	7.3	ND	3.9	54.53
04/19/2005	A5387302DL	8260	ND	ND	ND	ND	1.9 DJ	ND	34 D	ND	5.8 D	ND	3 D	44.7
07/19/2005	A5762201	8260/5ML	ND	ND	ND	ND	ND	1.1	39	ND	ND	ND	10	50.1
07/20/2006	6G21005-07	8260B	ND	ND	ND	ND	2	1	35	ND	ND	ND	7	45
07/10/2007	7G11015-08	8260B	ND	ND	ND	ND	ND	ND	28	ND	ND	ND	5	33
07/25/2008	5426032	8260B	ND	ND	ND	ND	ND	1.4 J	31	ND	ND	ND	6.8	39.2
07/14/2009	5723630	8260B	ND	ND	ND	ND	ND	ND	21	ND	ND	ND	10	31

ND - Not detected, indicates parameter was analyzed for, but not detected at or above the reporting limit.

To address the NYSDEC concerns regarding the presentation and plotting of nondetected values, the data for 2001 to 2004 has been reevaluated and interpreted as follows:

- 1) Nondetected concentrations have been represented as ND for reporting purposes.
- 2) Total VOCs have been recalculated and represented as the sum of the detected parameters shown on this table.
- 3) The method change to 8260 was approved by the NYSDEC and changed in January 2005.

FORMER CARBORUNDUM FACILITY

WHEATFIELD, NEW YORK

Well Id: B-33M

Date	Lab Sample Id	Method	Carbon tetrachloride (ug/L)	Chloroform (ug/L)	1,1- Dichloro- ethane (ug/L)	1,1- Dichloro- ethene (ug/L)	Methylene chloride (ug/L)	Trans-1,2- dichloro- ethene (ug/L)	Cis-1,2- dichloro- ethene (ug/L)	1,1,1- Trichloro- ethane (ug/L)	Trichloro- ethene (ug/L)	Tetrachloro- ethene (ug/L)	Vinyl chloride (ug/L)	Total (ug/L)
07/18/2001	A1682904	8021	ND	ND	ND	ND	ND	ND	ND	ND	ND	ND	ND	ND
07/10/2002	A2708305	8021	ND	ND	ND	ND	ND	ND	ND	ND	ND	ND	ND	ND
07/08/2003	A3649207	8021	ND	ND	ND	ND	ND	ND	ND	ND	ND	ND	ND	ND
07/14/2004	A4664204	8021	ND	ND	ND	ND	ND	ND	ND	ND	ND	ND	ND	ND
07/07/2005	A5706801	8260	ND	ND	ND	ND	ND	ND	ND	ND	ND	ND	ND	ND
07/20/2006	6G21005-06	8260B	ND	ND	ND	ND	4	ND	ND	ND	ND	ND	ND	4
07/10/2007	7G11015-09	8260B	ND	ND	ND	ND	ND	ND	ND	ND	ND	ND	ND	ND
07/25/2008	5426033	8260B	ND	ND	ND	ND	ND	ND	ND	ND	ND	ND	ND	ND
07/14/2009	5723628	8260B	ND	ND	ND	ND	ND	ND	ND	ND	ND	ND	ND	ND

ND - Not detected, indicates parameter was analyzed for, but not detected at or above the reporting limit.

To address the NYSDEC concerns regarding the presentation and plotting of nondetected values, the data for 2001 to 2004 has been reevaluated and interpreted as follows:

- 1) Nondetected concentrations have been represented as ND for reporting purposes.
- 2) Total VOCs have been recalculated and represented as the sum of the detected parameters shown on this table.
- 3) The method change to 8260 was approved by the NYSDEC and changed in January 2005.

FORMER CARBORUNDUM FACILITY

WHEATFIELD, NEW YORK

Well Id: B-34M

Date	Lab Sample Id	Method	Carbon tetrachloride (ug/L)	Chloroform (ug/L)	1,1- Dichloro- ethane (ug/L)	1,1- Dichloro- ethene (ug/L)	Methylene chloride (ug/L)	Trans-1,2- dichloro- ethene (ug/L)	Cis-1,2- dichloro- ethene (ug/L)	1,1,1- Trichloro- ethane (ug/L)	Trichloro- ethene (ug/L)	Tetrachloro- ethene (ug/L)	Vinyl chloride (ug/L)	Total (ug/L)
07/18/2001	A1682903	8021	ND	ND	ND	ND	ND	ND	ND	ND	ND	ND	ND	ND
07/10/2002	A2708306	8021	ND	ND	ND	ND	ND	ND	ND	ND	ND	ND	ND	ND

ND - Not detected, indicates parameter was analyzed for, but not detected at or above the reporting limit.

To address the NYSDEC concerns regarding the presentation and plotting of nondetected values, the data for 2001 to 2004 has been reevaluated and interpreted as follows:

- 1) Nondetected concentrations have been represented as ND for reporting purposes.
- 2) Total VOCs have been recalculated and represented as the sum of the detected parameters shown on this table.
- 3) The method change to 8260 was approved by the NYSDEC and changed in January 2005.

FORMER CARBORUNDUM FACILITY

WHEATFIELD, NEW YORK

Well Id: B-35M

Date	Lab Sample Id	Method	Carbon tetrachloride (ug/L)	Chloroform (ug/L)	1,1- Dichloro- ethane (ug/L)	1,1- Dichloro- ethene (ug/L)	Methylene chloride (ug/L)	Trans-1,2- dichloro- ethene (ug/L)	Cis-1,2- dichloro- ethene (ug/L)	1,1,1- Trichloro- ethane (ug/L)	Trichloro- ethene (ug/L)	Tetrachloro- ethene (ug/L)	Vinyl chloride (ug/L)	Total (ug/L)
07/18/2001	A1682906	8021	ND	ND	ND	ND	ND	ND	ND	ND	ND	ND	ND	ND
07/10/2002	A2708303	8021	ND	ND	ND	ND	ND	ND	ND	ND	ND	ND	ND	ND

ND - Not detected, indicates parameter was analyzed for, but not detected at or above the reporting limit.

To address the NYSDEC concerns regarding the presentation and plotting of nondetected values, the data for 2001 to 2004 has been reevaluated and interpreted as follows:

- 1) Nondetected concentrations have been represented as ND for reporting purposes.
- 2) Total VOCs have been recalculated and represented as the sum of the detected parameters shown on this table.
- 3) The method change to 8260 was approved by the NYSDEC and changed in January 2005.

FORMER CARBORUNDUM FACILITY

WHEATFIELD, NEW YORK

Well Id: B-37M

Date	Lab Sample Id	Method	Carbon tetrachloride (ug/L)	Chloroform (ug/L)	1,1-Dichloroethane (ug/L)	1,1-Dichloroethene (ug/L)	Methylene chloride (ug/L)	Trans-1,2-dichloroethene (ug/L)	Cis-1,2-dichloroethene (ug/L)	1,1,1-Trichloroethane (ug/L)	Trichloroethene (ug/L)	Tetrachloroethene (ug/L)	Vinyl chloride (ug/L)	Total (ug/L)
07/03/2003	A3639717	8021	ND	ND	ND	2.2	ND	13	1500 D	1.8	64000 D	ND	ND	65517
06/29/2004	A4614513	8021	ND	ND	ND	ND	ND	ND	3400	ND	24000	ND	ND	27400
07/08/2005	A5715207	8260/5ML	ND	ND	ND	1.7	ND	19	880 E	ND	1300 E	ND	ND	2200.7
07/08/2005	A5715207DL	8260/5ML	ND	ND	ND	ND	28 D	ND	1900 D	ND	4900 D	ND	ND	6828

ND - Not detected, indicates parameter was analyzed for, but not detected at or above the reporting limit.

To address the NYSDEC concerns regarding the presentation and plotting of nondetected values, the data for 2001 to 2004 has been reevaluated and interpreted as follows:

- 1) Nondetected concentrations have been represented as ND for reporting purposes.
- 2) Total VOCs have been recalculated and represented as the sum of the detected parameters shown on this table.
- 3) The method change to 8260 was approved by the NYSDEC and changed in January 2005.

FORMER CARBORUNDUM FACILITY

WHEATFIELD, NEW YORK

Well Id: B-38M

Date	Lab Sample Id	Method	Carbon tetrachloride (ug/L)	Chloroform (ug/L)	1,1-Dichloroethane (ug/L)	1,1-Dichloroethene (ug/L)	Methylene chloride (ug/L)	Trans-1,2-dichloroethene (ug/L)	Cis-1,2-dichloroethene (ug/L)	1,1,1-Trichloroethane (ug/L)	Trichloroethene (ug/L)	Tetrachloroethene (ug/L)	Vinyl chloride (ug/L)	Total (ug/L)
01/19/2001	A1056801	8021	ND	ND	ND	ND	ND	ND	45	ND	0.4 J	ND	ND	45.4
04/24/2001	A1375202	8021	ND	ND	ND	ND	ND	ND	48	ND	2.5	ND	ND	50.5
07/18/2001	A1682907	8021	ND	ND	ND	ND	ND	0.26 J	44	ND	1.8	ND	ND	46.06
10/19/2001	A1A28801	8021	ND	ND	ND	ND	ND	ND	43	ND	4.9	ND	1.1 J	49
01/21/2002	A2066004	8021	ND	ND	ND	ND	ND	0.51 J	48	ND	3.2	ND	ND	51.71
04/16/2002	A2370103	8021	ND	ND	0.49 J	0.26 J	ND	0.96 J	81 D	ND	3.7	ND	3.4	89.81
07/11/2002	A2708313	8021	ND	ND	0.42 J	ND	ND	1.1	84	ND	5.1	ND	ND	90.62
10/08/2002	A2999309	8021	ND	1.6	ND	ND	ND	ND	52	ND	4.8	ND	ND	58.4
10/15/2002	A2A23604	8021	ND	ND	ND	ND	ND	ND	41	ND	4.6	ND	ND	45.6
01/16/2003	A3055801	8021	ND	ND	ND	ND	ND	0.54 J	80	ND	7.8	ND	1.4 J	89.74
04/08/2003	A3329506	8021	ND	ND	ND	ND	3.4	ND	51	ND	3.9	ND	1.1 J	59.4
07/08/2003	A3649102	8021	ND	ND	ND	ND	2 J	ND	71	ND	2.8	ND	ND	75.8
10/13/2003	A3991401	8021	ND	ND	ND	ND	ND	ND	94	ND	6.1	ND	ND	100.1
01/09/2004	A4026202	8021	ND	ND	ND	ND	ND	ND	100	ND	8	ND	ND	108
04/13/2004	A4331805	8021	ND	ND	ND	ND	ND	1.1	88	ND	12	ND	ND	101.1
07/06/2004	A4636505	8021	ND	ND	1.6	1.9	ND	1.9	110	ND	23	ND	2	140.4
10/26/2004	A4A60201	8021	ND	ND	1.2	0.57 J	ND	1.3	140 E	ND	21	ND	0.85 J	164.92
01/20/2005	A5057701	8260	ND	ND	0.82 J	ND	1.1 J	0.91 J	74	ND	19	ND	ND	95.83
04/05/2005	A5317801	8260	ND	ND	1	0.63 J	ND	1.6	90 E	ND	31	ND	1.8	126.03
04/05/2005	A5317801DL	8260	ND	ND	ND	ND	2.8 D	ND	73 D	ND	24 D	ND	ND	99.8
07/11/2005	A5724702	8260/5ML	ND	ND	0.81 J	0.71 J	ND	1.3	73	ND	24	ND	ND	99.82
10/21/2005	A5B92601	8260	ND	ND	0.84 J	0.74 J	ND	1	78	ND	27	ND	1.8	109.38
01/24/2006	A6089104	8260	ND	ND	1.2	0.72 J	ND	1.3	81	ND	25	ND	2	111.22
04/13/2006	6D14002-05	8260B	ND	ND	1	ND	ND	2	82	ND	33	ND	ND	118
07/17/2006	6G18004-04	8260B	ND	ND	ND	ND	ND	1	66	ND	25	ND	ND	92
10/12/2006	6J16007-02RE1	8260B	ND	ND	ND	ND	ND	ND	55	ND	23	ND	2	80
01/10/2007	7A11003-06	8260B	ND	ND	ND	ND	ND	ND	56	ND	23	ND	2	81
04/05/2007	7D06002-03	8260B	ND	ND	ND	ND	ND	ND	41	ND	20	ND	ND	61
07/18/2007	7G19011-01	8260B	ND	ND	ND	ND	ND	1	58	ND	32	ND	ND	91
10/11/2007	7J12012-05	8260B	ND	ND	ND	ND	ND	ND	36	ND	21	ND	ND	57
01/09/2008	8A10002-04	8260B	ND	ND	ND	ND	ND	ND	63	ND	29	ND	3	95
04/08/2008	8D09003-01	8260B	ND	ND	ND	ND	2 B	ND	39	ND	12	ND	ND	53
07/25/2008	5426024	8260B	ND	ND	ND	ND	ND	0.88 J	48	ND	21	ND	ND	69.88
10/14/2008	5498683	8260B	ND	ND	ND	ND	ND	ND	46	ND	25	ND	ND	71
01/21/2009	5582432	8260B	ND	ND	ND	ND	ND	ND	54	ND	19	ND	1.4 J	74.4
04/20/2009	5651169	8260B	ND	ND	ND	ND	ND	1 J	64	ND	23	ND	2 J	90
07/13/2009	5722288	8260B	ND	ND	ND	ND	ND	ND	50	ND	20	ND	ND	70

ND - Not detected, indicates parameter was analyzed for, but not detected at or above the reporting limit.

To address the NYSDEC concerns regarding the presentation and plotting of nondetected values, the data for 2001 to 2004 has been reevaluated and interpreted as follows:

- 1) Nondetected concentrations have been represented as ND for reporting purposes.
- 2) Total VOCs have been recalculated and represented as the sum of the detected parameters shown on this table.
- 3) The method change to 8260 was approved by the NYSDEC and changed in January 2005.

FORMER CARBORUNDUM FACILITY

WHEATFIELD, NEW YORK

Well Id: B-38M

Date	Lab Sample Id	Method	Carbon tetrachloride (ug/L)	Chloroform (ug/L)	1,1-Dichloroethane (ug/L)	1,1-Dichloroethene (ug/L)	Methylene chloride (ug/L)	Trans-1,2-dichloroethene (ug/L)	Cis-1,2-dichloroethene (ug/L)	1,1,1-Trichloroethane (ug/L)	Trichloroethene (ug/L)	Tetrachloroethene (ug/L)	Vinyl chloride (ug/L)	Total (ug/L)
10/06/2009	5799015	V-846 826	ND	ND	ND	ND	ND	ND	41	ND	17	ND	ND	58

ND - Not detected, indicates parameter was analyzed for, but not detected at or above the reporting limit.

To address the NYSDEC concerns regarding the presentation and plotting of nondetected values, the data for 2001 to 2004 has been reevaluated and interpreted as follows:

- 1) Nondetected concentrations have been represented as ND for reporting purposes.
- 2) Total VOCs have been recalculated and represented as the sum of the detected parameters shown on this table.
- 3) The method change to 8260 was approved by the NYSDEC and changed in January 2005.

FORMER CARBORUNDUM FACILITY

WHEATFIELD, NEW YORK

Well Id: B-39M

Date	Lab Sample Id	Method	Carbon tetrachloride (ug/L)	Chloroform (ug/L)	1,1-Dichloroethane (ug/L)	1,1-Dichloroethene (ug/L)	Methylene chloride (ug/L)	Trans-1,2-dichloroethene (ug/L)	Cis-1,2-dichloroethene (ug/L)	1,1,1-Trichloroethane (ug/L)	Trichloroethene (ug/L)	Tetrachloroethene (ug/L)	Vinyl chloride (ug/L)	Total (ug/L)
01/11/2001	A1035106	8021	ND	ND	ND	ND	ND	0.21 J	4.5	ND	8.7	ND	ND	13.41
04/19/2001	A1361308	624	ND	ND	ND	ND	ND	ND	ND	ND	0.32	ND	ND	0.32
07/10/2001	A1648711	8021	ND	ND	ND	ND	ND	ND	0.84 J	ND	2.6	ND	ND	3.44
10/18/2001	A1A23312	8021	ND	ND	ND	ND	ND	ND	11	ND	97	ND	ND	108
01/24/2002	A2076707	8021	ND	ND	ND	ND	1.9 J	ND	ND	ND	5.9	ND	ND	7.8
04/15/2002	A2370202	8021	ND	ND	ND	ND	ND	ND	ND	ND	2.4	ND	ND	2.4
07/16/2002	A2722906	8021	ND	ND	ND	ND	ND	ND	0.31 J	ND	2	ND	ND	2.31
10/08/2002	A2999101	8021	ND	ND	ND	ND	ND	ND	0.27 J	ND	2.4	ND	ND	2.67
01/23/2003	A3075201	8021	ND	ND	ND	ND	ND	ND	ND	ND	1.7	ND	ND	1.7
04/25/2003	A3389603	8021	ND	ND	ND	ND	ND	ND	0.61 J	ND	2.8	ND	ND	3.41
07/21/2003	A3699404	8021	ND	ND	ND	ND	ND	ND	1.2	ND	2.6	ND	ND	3.8
10/22/2003	A3A21903	8021	ND	ND	ND	ND	ND	ND	5.4	ND	7.4	ND	ND	12.8
01/21/2004	A4053401	8021	ND	ND	ND	ND	ND	ND	2.3	ND	8.5	ND	ND	10.8
04/29/2004	A4402502	8021	ND	ND	ND	ND	ND	ND	ND	ND	3.6	ND	ND	3.6
07/16/2004	A4674301	8260	ND	ND	ND	ND	ND	ND	4	ND	10	ND	ND	14
07/16/2004	A4674301	8021	ND	ND	ND	ND	ND	ND	4.9 E	ND	8.4	ND	ND	13.3
10/12/2004	A4A09405	8021	ND	ND	ND	ND	ND	ND	4	ND	8.1	ND	ND	12.1
01/12/2005	A5036106	8260	ND	ND	ND	ND	ND	ND	1.9	ND	140 E	ND	ND	141.9
01/12/2005	A5036106DL	8260									94 D			94
04/26/2005	A5414401	8260	ND	ND	ND	ND	ND	ND	0.8 J	ND	4.3	ND	ND	5.1
07/26/2005	A5791601	8260/5ML	ND	ND	ND	ND	ND	ND	3.3	ND	8.5	ND	ND	11.8
10/21/2005	A5B92802	8260	ND	ND	ND	ND	ND	ND	2	ND	4.8	ND	ND	6.8
01/26/2006	A6102406	8260	ND	ND	ND	ND	ND	ND	2	ND	7	ND	ND	9
04/20/2006	6D21003-03	8260B	ND	ND	ND	ND	ND	ND	2	ND	7	ND	ND	9
07/18/2006	6G19003-03	8260B	ND	ND	ND	ND	4 B	ND	7	ND	7	ND	ND	18
10/11/2006	6J12003-06RE1	8260B	ND	ND	ND	ND	ND	ND	3	ND	4	ND	ND	7
01/09/2007	7A10006-04	8260B	ND	ND	ND	ND	ND	ND	2	ND	7	ND	ND	9
04/17/2007	7D18003-01	8260B	ND	ND	ND	ND	ND	ND	2	ND	5	ND	ND	7
07/16/2007	7G17015-07	8260B	ND	ND	ND	ND	ND	ND	4	ND	1	ND	ND	5
10/15/2007	7J16003-01	8260B	ND	ND	ND	ND	ND	ND	4	ND	3	ND	ND	7
01/14/2008	8A15002-01	8260B	ND	ND	ND	ND	ND	ND	4	ND	14	ND	ND	18
04/15/2008	8D16011-02	8260B	ND	ND	ND	ND	5 B	ND	ND	ND	3	ND	ND	8
07/24/2008	5424626	8260B	ND	ND	ND	ND	ND	ND	0.9 J	ND	4.1 J	ND	ND	5
10/16/2008	5501559	8260B	ND	ND	ND	ND	ND	ND	0.87 J	ND	3 J	ND	ND	3.87
01/21/2009	5582425	8260B	ND	ND	ND	ND	ND	ND	0.86 J	ND	2.5 J	ND	ND	3.36
04/16/2009	5649168	8260B	ND	ND	ND	ND	ND	ND	1.7 J	ND	4.1 J	ND	ND	5.8
07/07/2009	5718467	8260B	ND	ND	ND	ND	ND	ND	1.4 J	ND	3 J	ND	ND	4.4

ND - Not detected, indicates parameter was analyzed for, but not detected at or above the reporting limit.

To address the NYSDEC concerns regarding the presentation and plotting of nondetected values, the data for 2001 to 2004 has been reevaluated and interpreted as follows:

- 1) Nondetected concentrations have been represented as ND for reporting purposes.
- 2) Total VOCs have been recalculated and represented as the sum of the detected parameters shown on this table.
- 3) The method change to 8260 was approved by the NYSDEC and changed in January 2005.

FORMER CARBORUNDUM FACILITY

WHEATFIELD, NEW YORK

Well Id: B-39M														
Date	Lab Sample Id	Method	Carbon tetrachloride (ug/L)	Chloroform (ug/L)	1,1-Dichloroethane (ug/L)	1,1-Dichloroethene (ug/L)	Methylene chloride (ug/L)	Trans-1,2-dichloroethene (ug/L)	Cis-1,2-dichloroethene (ug/L)	1,1,1-Trichloroethane (ug/L)	Trichloroethene (ug/L)	Tetrachloroethene (ug/L)	Vinyl chloride (ug/L)	Total (ug/L)
10/07/2009	5800391	V-846 826	ND	ND	ND	ND	ND	ND	1 J	ND	2 J	ND	ND	3

ND - Not detected, indicates parameter was analyzed for, but not detected at or above the reporting limit.

To address the NYSDEC concerns regarding the presentation and plotting of nondetected values, the data for 2001 to 2004 has been reevaluated and interpreted as follows:

- 1) Nondetected concentrations have been represented as ND for reporting purposes.
- 2) Total VOCs have been recalculated and represented as the sum of the detected parameters shown on this table.
- 3) The method change to 8260 was approved by the NYSDEC and changed in January 2005.

FORMER CARBORUNDUM FACILITY

WHEATFIELD, NEW YORK

Well Id: B-40M

Date	Lab Sample Id	Method	Carbon tetrachloride (ug/L)	Chloroform (ug/L)	1,1-Dichloro-ethane (ug/L)	1,1-Dichloro-ethene (ug/L)	Methylene chloride (ug/L)	Trans-1,2-dichloro-ethene (ug/L)	Cis-1,2-dichloro-ethene (ug/L)	1,1,1-Trichloro-ethane (ug/L)	Trichloro-ethene (ug/L)	Tetrachloro-ethene (ug/L)	Vinyl chloride (ug/L)	Total (ug/L)
01/11/2001	A1035107	8021	ND	ND	ND	ND	ND	1.1	5.6	ND	ND	ND	1.5 J	8.2
04/19/2001	A1361306	624	ND	ND	ND	ND	ND	ND	0.97	ND	ND	ND	ND	0.97
07/10/2001	A1648710	8021	ND	ND	ND	ND	ND	0.26 J	3.2	ND	ND	ND	0.28 J	3.74
10/18/2001	A1A23311	8021	ND	ND	ND	ND	ND	ND	3.3	ND	41	ND	ND	44.3
01/22/2002	A2066012RE	8021	ND	ND	ND	ND	ND	ND	5.1	ND	ND	ND	1.4 J	6.5
04/12/2002	A2351801	8021	ND	ND	ND	ND	ND	0.6 J	6	ND	ND	ND	0.87 J	7.47
07/12/2002	A2713907	8021	ND	ND	ND	ND	ND	ND	5	ND	ND	ND	ND	5
10/08/2002	A2999308	8021	ND	ND	ND	ND	ND	0.7 J	6.9	ND	0.58 J	ND	1 J	9.18
01/20/2003	A3060804	8021	ND	ND	ND	ND	ND	0.43 J	4.5	ND	0.29 J	ND	0.75 J	5.97
04/25/2003	A3389401	8021	ND	ND	ND	ND	ND	0.48 J	4.4	ND	ND	ND	0.58 J	5.46
07/17/2003	A3683703	8021	ND	ND	ND	ND	ND	0.38 J	3.8	ND	ND	ND	0.22 J	4.4
10/17/2003	A3A09004	8021	ND	ND	ND	ND	ND	ND	3.4	ND	ND	ND	ND	3.4
01/20/2004	A4053202	8021	ND	ND	ND	ND	ND	ND	3.1	ND	ND	ND	ND	3.1
04/29/2004	A4402401	8021	ND	ND	ND	ND	ND	ND	2.1	ND	ND	ND	ND	2.1
07/16/2004	A4674201	8260	ND	ND	ND	ND	ND	0.58 J	2.9	ND	ND	ND	ND	3.48
07/16/2004	A4674201	8021	ND	ND	ND	ND	ND	ND	3 E	ND	ND	ND	ND	3
10/12/2004	A4A09702	8021	ND	ND	ND	ND	ND	0.53 J	6.1	ND	ND	ND	ND	6.63
01/12/2005	A5036203	8260	ND	ND	ND	ND	ND	0.62 J	4.8	ND	0.38 J	ND	ND	5.8
04/26/2005	A5414301	8260	ND	ND	ND	ND	ND	0.6 J	4.3	ND	0.3 J	ND	ND	5.2
07/26/2005	A5791602	8260/5ML	ND	ND	ND	ND	ND	ND	2.1	ND	ND	ND	ND	2.1
10/21/2005	A5B92602	8260	ND	ND	ND	ND	ND	0.73 J	4.8	ND	0.91 J	ND	ND	6.44
01/27/2006	A6102501	8260	ND	ND	ND	ND	ND	0.64 J	5.4	ND	1.6	ND	ND	7.64
04/20/2006	6D21003-04	8260B	ND	ND	ND	ND	ND	ND	3	ND	ND	ND	ND	3
07/18/2006	6G19003-04	8260B	ND	ND	ND	ND	5 B	ND	4	ND	1	ND	ND	10
10/11/2006	6J12003-05	8260B	ND	ND	ND	ND	ND	ND	5	ND	2	ND	ND	7
01/05/2007	7A05012-04	8260B	ND	ND	ND	ND	3 B	ND	6	ND	3	ND	ND	12
04/17/2007	7D18003-02	8260B	ND	ND	ND	ND	ND	ND	4	ND	2	ND	ND	6
07/16/2007	7G17015-10	8260B	ND	ND	ND	ND	ND	ND	3	ND	ND	ND	ND	3
10/15/2007	7J16003-02	8260B	ND	ND	ND	ND	ND	ND	4	ND	2	ND	ND	6
01/09/2008	8A10002-06	8260B	ND	ND	ND	ND	ND	ND	4	ND	2	ND	ND	6
04/15/2008	8D16011-03	8260B	ND	ND	ND	ND	4 B	ND	4	ND	3	ND	ND	11
07/23/2008	5423261	8260B	ND	ND	ND	ND	ND	ND	3.1 J	ND	1.6 J	ND	ND	4.7
10/16/2008	5501558	8260B	ND	ND	ND	ND	ND	ND	6.1	ND	3.2 J	ND	ND	9.3
01/21/2009	5582426	8260B	ND	ND	ND	ND	ND	ND	5.9	ND	2.9 J	ND	ND	8.8
04/16/2009	5649167	8260B	ND	ND	ND	ND	ND	ND	3.9 J	ND	2.5 J	ND	ND	6.4
07/07/2009	5718466	8260B	ND	ND	ND	ND	ND	ND	2.7 J	ND	1.7 J	ND	ND	4.4
10/07/2009	5800392	V-846 826	ND	ND	ND	ND	ND	ND	2.8 J	ND	1.6 J	ND	ND	4.4

ND - Not detected, indicates parameter was analyzed for, but not detected at or above the reporting limit.

To address the NYSDEC concerns regarding the presentation and plotting of nondetected values, the data for 2001 to 2004 has been reevaluated and interpreted as follows:

- 1) Nondetected concentrations have been represented as ND for reporting purposes.
- 2) Total VOCs have been recalculated and represented as the sum of the detected parameters shown on this table.
- 3) The method change to 8260 was approved by the NYSDEC and changed in January 2005.

FORMER CARBORUNDUM FACILITY

WHEATFIELD, NEW YORK

Well Id: B-41M

Date	Lab Sample Id	Method	Carbon tetrachloride (ug/L)	Chloroform (ug/L)	1,1-Dichloroethane (ug/L)	1,1-Dichloroethene (ug/L)	Methylene chloride (ug/L)	Trans-1,2-dichloroethene (ug/L)	Cis-1,2-dichloroethene (ug/L)	1,1,1-Trichloroethane (ug/L)	Trichloroethene (ug/L)	Tetrachloroethene (ug/L)	Vinyl chloride (ug/L)	Total (ug/L)
01/12/2001	A1035108	8021	ND	ND	ND	ND	ND	1.3	3.1	ND	0.37 J	ND	ND	4.77
04/19/2001	A1361312	624	ND	ND	ND	ND	ND	ND	0.45	ND	ND	ND	ND	0.45
07/10/2001	A1648709	8021	ND	ND	ND	ND	ND	0.55 J	1.6	ND	0.38 J	ND	ND	2.53
10/18/2001	A1A23308	8021	ND	ND	ND	ND	ND	ND	ND	ND	100	ND	ND	100
01/23/2002	A2076802RI	8021	ND	ND	ND	ND	3.5	ND	ND	ND	ND	ND	ND	3.5
04/15/2002	A2370101	8021	ND	ND	ND	ND	ND	ND	1.8	ND	1 J	ND	ND	2.8
07/15/2002	A2723101	8021	ND	ND	ND	ND	ND	ND	1.2	ND	0.47 J	ND	ND	1.67
10/08/2002	A2999207	8021	ND	ND	ND	ND	ND	0.38 J	1.4	ND	0.84 J	ND	ND	2.62
01/21/2003	A3069004	8021	ND	ND	ND	ND	ND	0.44 J	1.5	ND	0.81 J	ND	ND	2.75
04/28/2003	A3399801	8021	ND	ND	ND	ND	ND	0.57 J	2.3	ND	ND	ND	ND	2.87
07/17/2003	A3683705	8021	ND	ND	ND	ND	ND	0.52 J	2.3	ND	0.65 J	ND	ND	3.47
10/17/2003	A3A09005	8021	ND	ND	ND	ND	ND	ND	2.7	ND	ND	ND	ND	2.7
01/21/2004	A4053204	8021	ND	ND	ND	ND	ND	ND	2.4	ND	ND	ND	ND	2.4
04/30/2004	A4402402	8021	ND	ND	ND	ND	ND	1.2	3.1	ND	ND	ND	ND	4.3
07/16/2004	A4674202	8021	ND	ND	ND	ND	ND	1.1 E	2.6 E	ND	ND	ND	ND	3.7
07/16/2004	A4674202	8260	ND	ND	ND	ND	ND	0.9 J	2.3	ND	0.3 J	ND	ND	3.5
10/12/2004	A4A09701	8021	ND	ND	ND	ND	ND	1.3	6.7	ND	ND	ND	ND	8
01/18/2005	A5051003	8260	ND	ND	ND	ND	ND	0.75 J	2	ND	0.38 J	ND	ND	3.13
04/26/2005	A5414302	8260	ND	ND	ND	ND	ND	1.3	3.8	ND	ND	ND	ND	5.1
07/26/2005	A5791603	8260/5ML	ND	ND	ND	ND	ND	1.2	2.9	ND	ND	ND	ND	4.1
10/21/2005	A5B92603	8260	ND	ND	ND	ND	ND	1	4.3	ND	ND	ND	0.99 J	6.29
01/27/2006	A6102502	8260	ND	ND	ND	ND	ND	0.62 J	3.1	ND	ND	ND	ND	3.72
04/21/2006	6D21017-03	8260B	ND	ND	ND	ND	ND	ND	4	ND	ND	ND	ND	4
07/18/2006	6G19003-02	8260B	ND	ND	ND	ND	4 B	ND	5	ND	ND	ND	ND	9
10/12/2006	6J16007-01RE1	8260B	ND	ND	ND	ND	ND	ND	3	ND	ND	ND	ND	3
01/09/2007	7A10006-07	8260B	ND	ND	ND	ND	ND	ND	4	ND	1	ND	ND	5
04/17/2007	7D18003-03	8260B	ND	ND	ND	ND	ND	ND	5	ND	ND	ND	ND	5
07/16/2007	7G17015-09	8260B	ND	ND	ND	ND	ND	ND	4	ND	ND	ND	ND	4
10/15/2007	7J16003-03	8260B	ND	ND	ND	ND	ND	ND	3	ND	ND	ND	ND	3
01/09/2008	8A10002-05	8260B	ND	ND	ND	ND	ND	ND	3	ND	ND	ND	ND	3
04/16/2008	8D16026-01	8260B	ND	ND	ND	ND	4 B	ND	5	ND	ND	ND	ND	9
07/16/2008	5417443	8260B	ND	ND	ND	ND	ND	ND	2.5 J	ND	ND	ND	ND	2.5
10/16/2008	5501557	8260B	ND	ND	ND	ND	ND	ND	4.6 J	ND	ND	ND	ND	4.6
01/21/2009	5582427	8260B	ND	ND	ND	ND	ND	ND	5.9	ND	ND	ND	1.5 J	7.4
04/16/2009	5649169	8260B	ND	ND	ND	ND	ND	ND	6.8	ND	ND	ND	1.4 J	8.2
07/07/2009	5718464	8260B	ND	ND	ND	ND	ND	ND	4.3 J	ND	ND	ND	ND	4.3
10/07/2009	5800393	V-846 826	ND	ND	ND	ND	ND	ND	3.3 J	ND	ND	ND	ND	3.3

ND - Not detected, indicates parameter was analyzed for, but not detected at or above the reporting limit.

To address the NYSDEC concerns regarding the presentation and plotting of nondetected values, the data for 2001 to 2004 has been reevaluated and interpreted as follows:

- 1) Nondetected concentrations have been represented as ND for reporting purposes.
- 2) Total VOCs have been recalculated and represented as the sum of the detected parameters shown on this table.
- 3) The method change to 8260 was approved by the NYSDEC and changed in January 2005.

FORMER CARBORUNDUM FACILITY

WHEATFIELD, NEW YORK

Well Id: B-42M

Date	Lab Sample Id	Method	Carbon tetrachloride (ug/L)	Chloroform (ug/L)	1,1-Dichloroethane (ug/L)	1,1-Dichloroethene (ug/L)	Methylene chloride (ug/L)	Trans-1,2-dichloroethene (ug/L)	Cis-1,2-dichloroethene (ug/L)	1,1,1-Trichloroethane (ug/L)	Trichloroethene (ug/L)	Tetrachloroethene (ug/L)	Vinyl chloride (ug/L)	Total (ug/L)
01/12/2001	A1035114	8021	ND	ND	ND	ND	2.1 J	1.2	51	ND	23	ND	ND	77.3
04/20/2001	A1366404	624	ND	ND	ND	ND	ND	ND	39	ND	380 D	ND	ND	419
07/11/2001	A1648704	8021	ND	ND	0.27 J	ND	ND	1.4	45	ND	14	ND	9.4	70.07
10/17/2001	A1A23307	8021	ND	ND	ND	ND	ND	0.4 J	12	ND	3	ND	ND	15.4
11/12/2001	A1B23801	8021	ND	ND	ND	ND	ND	0.56 J	8	ND	4	ND	ND	12.56
01/24/2002	A2076710	8021	ND	ND	ND	ND	ND	0.5 J	8.2	ND	4.8	ND	0.44 J	13.94
04/18/2002	A2378803	8021	ND	ND	ND	ND	ND	0.43 J	4.2	ND	4.1	ND	ND	8.73
07/16/2002	A2722908	8021	ND	ND	ND	ND	ND	0.6 J	8.2	ND	3.9	ND	ND	12.7
10/11/2002	A2A14401	8021	ND	ND	ND	ND	ND	1.5	16	ND	6	ND	ND	23.5
01/23/2003	A3075204	8021	ND	ND	ND	ND	ND	ND	8.9	ND	12	ND	ND	20.9
04/23/2003	A3376302	8021	ND	ND	ND	ND	ND	1.2	12	ND	6.9	ND	0.67 J	20.77
07/22/2003	A3699405	8021	ND	ND	ND	ND	ND	1	15	ND	5.2	ND	ND	21.2
10/22/2003	A3A28303	8021	ND	ND	ND	ND	ND	2	28	ND	8.2	ND	1.4 J	39.6
01/21/2004	A4053402	8021	ND	ND	ND	ND	ND	ND	11	ND	6.9	ND	ND	17.9
04/28/2004	A4387603	8021	ND	ND	ND	ND	ND	1.1	10	ND	4.9	ND	ND	16
07/09/2004	A4647101	8021	ND	ND	ND	ND	ND	1	8.5	ND	4.3	ND	ND	13.8
10/08/2004	A4994202	8021	ND	ND	ND	ND	ND	ND	6.2	ND	3.5	ND	ND	9.7
01/18/2005	A5051101	8260	ND	ND	ND	ND	ND	0.34 J	2.6	ND	2.6	ND	ND	5.54
04/26/2005	A5414403	8260	ND	ND	ND	ND	ND	0.43 J	5.1	ND	3.6	ND	ND	9.13
07/26/2005	A5791701	8260/5ML	ND	ND	ND	ND	ND	1	8.2	ND	3.9	ND	ND	13.1
10/20/2005	A5B92005	8260	ND	ND	ND	ND	ND	1.5	13	ND	5.9	ND	2.2	22.6
01/24/2006	A6089108	8260	ND	ND	ND	ND	ND	ND	4.1	ND	2.9	ND	ND	7
04/19/2006	6D20002-05	8260B	ND	ND	ND	ND	ND	ND	6	ND	4	ND	ND	10
07/18/2006	6G19003-08	8260B	ND	ND	ND	ND	5 B	ND	7	ND	3	ND	ND	15
10/11/2006	6J12003-03	8260B	ND	ND	ND	ND	ND	1	10	ND	4	ND	ND	15
01/10/2007	7A11003-01	8260B	ND	ND	ND	ND	ND	ND	3	ND	2	ND	ND	5
04/16/2007	7D17002-01	8260B	ND	ND	ND	ND	ND	ND	5	ND	3	ND	ND	8
07/16/2007	7G17015-02	8260B	ND	ND	ND	ND	2	ND	3	ND	2	ND	ND	7
10/09/2007	7J10006-09	8260B	ND	ND	ND	ND	ND	ND	4	ND	3	ND	ND	7
01/14/2008	8A15002-02	8260B	ND	ND	ND	ND	ND	ND	8	ND	4	ND	ND	12
04/14/2008	8D15002-01	8260B	ND	ND	ND	ND	2 B	ND	6	ND	3	ND	ND	11
07/23/2008	5423257	8260B	ND	ND	ND	ND	ND	0.81 J	6.8	ND	2.4 J	ND	ND	10.01
10/16/2008	5501561	8260B	ND	ND	ND	ND	ND	ND	16	ND	31	ND	ND	47
01/21/2009	5582431	8260B	ND	ND	ND	ND	ND	ND	6.8	ND	5 J	ND	ND	11.8
04/15/2009	5647725	8260B	ND	ND	ND	ND	ND	1.3 J	11	ND	3.7 J	ND	ND	16
07/07/2009	5718476	8260B	ND	ND	ND	ND	ND	0.98 J	7.8	ND	2.7 J	ND	ND	11.48
10/07/2009	5800382	V-846 826	ND	ND	ND	ND	ND	ND	6.8	ND	2.6 J	ND	ND	9.4

ND - Not detected, indicates parameter was analyzed for, but not detected at or above the reporting limit.

To address the NYSDEC concerns regarding the presentation and plotting of nondetected values, the data for 2001 to 2004 has been reevaluated and interpreted as follows:

- 1) Nondetected concentrations have been represented as ND for reporting purposes.
- 2) Total VOCs have been recalculated and represented as the sum of the detected parameters shown on this table.
- 3) The method change to 8260 was approved by the NYSDEC and changed in January 2005.

FORMER CARBORUNDUM FACILITY

WHEATFIELD, NEW YORK

Well Id: B-43M

Date	Lab Sample Id	Method	Carbon tetrachloride (ug/L)	Chloroform (ug/L)	1,1-Dichloroethane (ug/L)	1,1-Dichloroethene (ug/L)	Methylene chloride (ug/L)	Trans-1,2-dichloroethene (ug/L)	Cis-1,2-dichloroethene (ug/L)	1,1,1-Trichloroethane (ug/L)	Trichloroethene (ug/L)	Tetrachloroethene (ug/L)	Vinyl chloride (ug/L)	Total (ug/L)
01/12/2001	A1035113	8021	ND	ND	1.4	ND	ND	ND	34	ND	4.5	ND	2.7	42.6
04/20/2001	A1366405	624	ND	ND	ND	ND	ND	ND	4.6	ND	2.9	ND	ND	7.5
07/11/2001	A1648701	8021	ND	ND	0.35 J	ND	ND	ND	2.1	ND	0.83 J	ND	0.3 J	3.58
11/12/2001	A1B23802	8021	ND	ND	ND	ND	ND	ND	14	ND	6.4	ND	0.37 J	20.77
01/21/2002	A2066007	8021	ND	ND	ND	ND	ND	0.61 J	13	ND	6.1	ND	ND	19.71
04/11/2002	A2348302	8021	ND	ND	ND	ND	ND	0.61 J	11	ND	6.3	ND	ND	17.91
07/11/2002	A2708317	8021	ND	ND	ND	ND	ND	ND	10	ND	5.4	ND	ND	15.4
10/08/2002	A2999303	8021	ND	ND	ND	ND	ND	0.38 J	6	ND	4.3	ND	0.29 J	10.97
01/16/2003	A3055804	8021	ND	ND	0.29 J	ND	ND	0.4 J	6.3	ND	3.4	ND	1.2 J	11.59
04/29/2003	A3398701	8021	ND	ND	ND	ND	ND	ND	3.8	ND	2.4	ND	0.34 J	6.54
07/17/2003	A3683706	8021	ND	ND	ND	ND	ND	ND	2.1	ND	1.1 J	ND	ND	3.2
10/16/2003	A3A09002	8021	ND	ND	ND	ND	ND	ND	3.7	ND	8.1	ND	ND	11.8
01/20/2004	A4053201	8021	ND	ND	ND	ND	ND	ND	10	ND	8.9	ND	ND	18.9
04/28/2004	A4387602	8021	ND	ND	ND	ND	ND	ND	2	ND	1.4	ND	ND	3.4
07/09/2004	A4647301	8021	ND	ND	ND	ND	ND	ND	4.3	ND	8.2	ND	ND	12.5
10/07/2004	A4994505	8021	ND	ND	ND	ND	ND	ND	7.4	ND	36	ND	ND	43.4
01/18/2005	A5051001	8260	ND	ND	ND	ND	ND	0.82 J	8.9	ND	5.5	ND	1.5 J	16.72
04/21/2005	A5402202	8260	ND	ND	ND	ND	ND	0.83 J	10	ND	40 E	ND	ND	50.83
04/21/2005	A5402202DL	8260	ND	ND	ND	ND	ND	0.69 DJ	8.6 D	ND	34 D	ND	ND	43.29
07/26/2005	A5791702	8260/5ML	ND	ND	ND	ND	ND	1.6	17	ND	79	ND	ND	97.6
10/20/2005	A5B91801	8260	ND	ND	ND	ND	ND	0.64 J	6	ND	6.8	ND	1.3 J	14.74
01/26/2006	A6102402	8260	ND	ND	ND	ND	ND	0.74 J	12	ND	4.6	ND	3.8	21.14
04/20/2006	6D21003-01	8260B	ND	ND	ND	ND	ND	ND	12	ND	3	ND	3	18
07/18/2006	6G19003-07	8260B	ND	ND	ND	ND	4 B	ND	8	ND	4	ND	ND	16
10/11/2006	6J12003-02	8260B	ND	ND	ND	ND	ND	1	12	ND	36	ND	ND	49
01/10/2007	7A11003-02	8260B	ND	ND	ND	ND	ND	ND	12	ND	5	ND	4	21
04/16/2007	7D17002-02	8260B	ND	ND	ND	ND	ND	ND	9	ND	2	ND	ND	11
07/16/2007	7G17015-03	8260B	ND	ND	ND	ND	ND	ND	9	ND	2	ND	3	14
10/10/2007	7J11002-07	8260B	ND	ND	ND	ND	ND	ND	8	ND	3	ND	2	13
01/14/2008	8A15002-03	8260B	ND	ND	ND	ND	ND	ND	9	ND	2	ND	2	13
04/14/2008	8D15002-02	8260B	ND	ND	ND	ND	3 B	ND	5	ND	ND	ND	ND	8
07/23/2008	5423258	8260B	ND	ND	ND	ND	ND	ND	8.5	ND	2.3 J	ND	2.6 J	13.4
10/16/2008	5501560	8260B	ND	ND	ND	ND	ND	ND	10	ND	2.8 J	ND	3.1 J	15.9
01/15/2009	5578617	8260B	ND	ND	ND	ND	ND	ND	9.1	ND	5.3	ND	2.5 J	16.9
04/15/2009	5647721	8260B	ND	ND	ND	ND	ND	ND	7.2	ND	ND	ND	2.2 J	9.4
07/07/2009	5718475	8260B	ND	ND	ND	ND	ND	ND	8.4	ND	2 J	ND	2.6 J	13
10/07/2009	5800384	V-846 8260	ND	ND	ND	ND	ND	ND	7.7	ND	2.7 J	ND	2.1 J	12.5

ND - Not detected, indicates parameter was analyzed for, but not detected at or above the reporting limit.

To address the NYSDEC concerns regarding the presentation and plotting of nondetected values, the data for 2001 to 2004 has been reevaluated and interpreted as follows:

- 1) Nondetected concentrations have been represented as ND for reporting purposes.
- 2) Total VOCs have been recalculated and represented as the sum of the detected parameters shown on this table.
- 3) The method change to 8260 was approved by the NYSDEC and changed in January 2005.

FORMER CARBORUNDUM FACILITY

WHEATFIELD, NEW YORK

Well Id: B-44M

Date	Lab Sample Id	Method	Carbon tetrachloride (ug/L)	Chloroform (ug/L)	1,1-Dichloroethane (ug/L)	1,1-Dichloroethene (ug/L)	Methylene chloride (ug/L)	Trans-1,2-dichloroethene (ug/L)	Cis-1,2-dichloroethene (ug/L)	1,1,1-Trichloroethane (ug/L)	Trichloroethene (ug/L)	Tetrachloroethene (ug/L)	Vinyl chloride (ug/L)	Total (ug/L)
01/13/2001	A1041307	8021	ND	ND	7.6	1.2	ND	1.1	38	1.9	8	ND	15	72.8
04/25/2001	A1382101	8021	ND	ND	6	ND	ND	0.25 J	33	0.4 J	4.3	ND	7.7	51.65
07/11/2001	A1648703	8021	ND	ND	4.5	ND	ND	ND	23	ND	3	ND	2.4	32.9
11/12/2001	A1B23803	8021	ND	ND	6.1	ND	ND	ND	33	ND	27	ND	4.5	70.6
01/22/2002	A2066013	8021	ND	ND	ND	ND	14	ND	22	ND	ND	ND	ND	36
04/12/2002	A2351802	8021	ND	ND	7.6	ND	ND	ND	33	ND	5.9	ND	5.6	52.1
07/15/2002	A2723103	8021	ND	ND	7.8	ND	ND	ND	28	ND	5.5	ND	4.4	45.7
10/09/2002	A2A07501	8021	ND	ND	9.2	ND	ND	ND	49	0.76 J	10	ND	15	83.96
01/21/2003	A3069001	8021	ND	0.54 J	7.4	ND	ND	ND	25	ND	5.5	ND	4.9	43.34
04/29/2003	A3398702	8021	ND	ND	11	ND	ND	ND	44	0.79 J	10	ND	27	92.79
07/17/2003	A3683704	8021	ND	ND	8.3	ND	ND	ND	36	0.45 J	4.8	ND	13	62.55
10/17/2003	A3A09003	8021	ND	ND	8.4	ND	ND	ND	26	ND	1.6	ND	20	56
01/20/2004	A4053203	8021	ND	ND	9.1	ND	ND	ND	15	ND	1.9	ND	9.7	35.7
04/28/2004	A4387601	8021	ND	ND	8.5	ND	ND	ND	27	ND	3.2	ND	23	61.7
07/09/2004	A4647302	8021	ND	ND	8	ND	ND	ND	15	ND	1.6	ND	19	43.6
10/07/2004	A4994504	8021	ND	ND	6.3	ND	ND	ND	5	ND	2.4	ND	5.6	19.3
01/18/2005	A5051002	8260	ND	ND	8.1	ND	ND	0.34 J	9.1	0.25 J	2.4	ND	4.9	25.09
04/21/2005	A5402201	8260	ND	ND	7.3	ND	ND	0.47 J	21	0.49 J	5.8	ND	15	50.06
07/22/2005	A5778502	8260/5ML	ND	ND	5.9	ND	ND	ND	14	ND	3.6	ND	5.5	29
10/21/2005	A5B92604	8260	ND	ND	8.7	ND	ND	ND	9.1	ND	3.7	ND	6.6	28.1
01/26/2006	A6102403	8260	ND	ND	9.1	ND	ND	0.63 J	16	0.65 J	8.1	ND	16	50.48
04/20/2006	6D21003-02	8260B	ND	ND	7	ND	ND	ND	7	ND	2	ND	8	24
07/18/2006	6G19003-06	8260B	ND	ND	7	ND	11 B	ND	8	ND	3	ND	5	34
10/11/2006	6J12003-04	8260B	ND	ND	8	ND	ND	ND	12	ND	6	ND	9	35
01/10/2007	7A11003-03	8260B	ND	ND	6	ND	ND	ND	5	ND	10	ND	6	27
04/17/2007	7D18003-04	8260B	ND	ND	5	ND	ND	ND	1	ND	ND	ND	3	9
07/16/2007	7G17015-04	8260B	ND	ND	7	ND	ND	ND	8	ND	5	ND	7	27
10/10/2007	7J11002-08	8260B	ND	ND	6	ND	ND	ND	7	ND	4	ND	4	21
01/14/2008	8A15002-04	8260B	ND	ND	7	ND	ND	ND	9	ND	5	ND	6	27
04/15/2008	8D16011-01	8260B	ND	ND	5	ND	4 B	ND	4	ND	2	ND	4	19
07/28/2008	5426819	8260B	ND	ND	7.7	ND	ND	ND	8.1	ND	5.2	ND	7.2	28.2
10/16/2008	5501564	8260B	ND	ND	9.6	ND	ND	ND	11	ND	6.7	ND	7.5	34.8
01/15/2009	5578616	8260B	ND	ND	8.3	ND	ND	ND	8.9	ND	7.4	ND	6.3	30.9
04/15/2009	5647726	8260B	ND	ND	7	ND	ND	ND	5.8	ND	4.4 J	ND	5 J	22.2
07/07/2009	5718477	8260B	ND	ND	8.6	ND	ND	ND	9.5	ND	5.7	ND	6.9	30.7
10/07/2009	5800386	V-846 8260	ND	ND	9	ND	ND	ND	9.3	ND	5.7	ND	9.1	33.1

ND - Not detected, indicates parameter was analyzed for, but not detected at or above the reporting limit.

To address the NYSDEC concerns regarding the presentation and plotting of nondetected values, the data for 2001 to 2004 has been reevaluated and interpreted as follows:

- 1) Nondetected concentrations have been represented as ND for reporting purposes.
- 2) Total VOCs have been recalculated and represented as the sum of the detected parameters shown on this table.
- 3) The method change to 8260 was approved by the NYSDEC and changed in January 2005.

FORMER CARBORUNDUM FACILITY

WHEATFIELD, NEW YORK

Well Id: B-45M

Date	Lab Sample Id	Method	Carbon tetrachloride (ug/L)	Chloroform (ug/L)	1,1-Dichloroethane (ug/L)	1,1-Dichloroethene (ug/L)	Methylene chloride (ug/L)	Trans-1,2-dichloroethene (ug/L)	Cis-1,2-dichloroethene (ug/L)	1,1,1-Trichloroethane (ug/L)	Trichloroethene (ug/L)	Tetrachloroethene (ug/L)	Vinyl chloride (ug/L)	Total (ug/L)
01/18/2001	A1052404	8021	ND	1	ND	ND	ND	ND	ND	ND	ND	ND	ND	1
04/18/2001	A1361301	624	ND	ND	ND	ND	ND	ND	ND	ND	ND	ND	ND	ND
07/18/2001	A1682901	8021	ND	ND	ND	ND	ND	ND	ND	ND	ND	ND	ND	ND
10/12/2001	A1A01003	8021	ND	ND	ND	ND	ND	ND	ND	ND	ND	ND	ND	ND
01/15/2002	A2039404	8021	ND	ND	ND	ND	ND	0.72 J	7.3	ND	0.66 J	ND	0.24 J	8.92
04/08/2002	A2332604	8260	ND	ND	ND	ND	ND	ND	1.1	ND	ND	ND	ND	1.1
07/08/2002	A2695504	8021	ND	ND	ND	ND	ND	ND	ND	ND	ND	ND	ND	ND
10/03/2002	A2980606	8021	ND	ND	ND	ND	ND	ND	0.21 J	ND	0.67 J	ND	ND	0.88
01/13/2003	A3038007	8021	ND	ND	ND	ND	ND	ND	1.6	ND	0.67 J	ND	ND	2.27
04/08/2003	A3329702	8021	ND	ND	ND	ND	ND	ND	1.2	ND	ND	ND	ND	1.2
07/03/2003	A3639718	8021	ND	ND	ND	ND	ND	ND	8.8	ND	66 E	ND	ND	74.8
07/03/2003	A3639718RE	8021	ND	ND	ND	ND	ND	ND	ND	ND	ND	ND	ND	ND
10/10/2003	A3983802	8021	ND	ND	ND	ND	ND	ND	ND	ND	ND	ND	ND	ND
01/08/2004	A4026307	8021	ND	ND	ND	ND	ND	ND	ND	ND	ND	ND	ND	ND
04/13/2004	A4331507	8021	ND	ND	ND	ND	ND	ND	ND	ND	ND	ND	ND	ND
06/30/2004	A4619404	8021	ND	ND	ND	ND	ND	ND	ND	ND	ND	ND	ND	ND
10/22/2004	A4A47804	8021	ND	ND	ND	ND	ND	ND	1.3	ND	ND	ND	ND	1.3
01/13/2005	A5036406	8260	ND	ND	ND	ND	ND	ND	0.86 J	ND	0.7 J	ND	ND	1.56
04/05/2005	A5317608	8260	ND	ND	ND	ND	ND	ND	0.35 J	ND	ND	ND	ND	0.35
07/12/2005	A5733103	8260/5ML	ND	ND	ND	ND	ND	ND	ND	ND	ND	ND	ND	ND
07/20/2006	6G21005-02	8260B	ND	ND	ND	ND	3	ND	ND	ND	ND	ND	ND	3
07/10/2007	7G11015-10	8260B	ND	ND	ND	ND	ND	ND	ND	ND	ND	ND	ND	ND
07/25/2008	5426026	8260B	ND	ND	ND	ND	ND	ND	ND	ND	1.3 J	ND	ND	1.3
07/14/2009	5723627	8260B	ND	ND	ND	ND	ND	ND	ND	ND	ND	ND	ND	ND

ND - Not detected, indicates parameter was analyzed for, but not detected at or above the reporting limit.

To address the NYSDEC concerns regarding the presentation and plotting of nondetected values, the data for 2001 to 2004 has been reevaluated and interpreted as follows:

- 1) Nondetected concentrations have been represented as ND for reporting purposes.
- 2) Total VOCs have been recalculated and represented as the sum of the detected parameters shown on this table.
- 3) The method change to 8260 was approved by the NYSDEC and changed in January 2005.

FORMER CARBORUNDUM FACILITY

WHEATFIELD, NEW YORK

Well Id: B-46M

Date	Lab Sample Id	Method	Carbon tetrachloride (ug/L)	Chloroform (ug/L)	1,1-Dichloroethane (ug/L)	1,1-Dichloroethene (ug/L)	Methylene chloride (ug/L)	Trans-1,2-dichloroethene (ug/L)	Cis-1,2-dichloroethene (ug/L)	1,1,1-Trichloroethane (ug/L)	Trichloroethene (ug/L)	Tetrachloroethene (ug/L)	Vinyl chloride (ug/L)	Total (ug/L)
01/17/2001	A1052405	8021	ND	0.62 J	ND	ND	1.4 J	2.3	54	ND	2.8	ND	3.2	64.32
04/18/2001	A1361304	624	ND	ND	ND	ND	ND	ND	5.8	ND	0.26	ND	ND	6.06
07/18/2001	A1682905	8021	ND	ND	ND	ND	ND	0.32 J	29	ND	1.7	ND	0.61 J	31.63
10/12/2001	A1A01004	8021	ND	ND	ND	ND	ND	0.46 J	41	ND	1.1 J	ND	2.3	44.86
01/15/2002	A2039405	8021	ND	ND	ND	ND	ND	0.46 J	31	ND	1.3	ND	1.7 J	34.46
04/09/2002	A2332611	8260	ND	ND	0.28 J	0.23 J	ND	0.88 J	62 D	ND	2.7	ND	1.8	67.89
07/09/2002	A2695508	8021	ND	ND	ND	ND	ND	ND	52	ND	ND	ND	ND	52
10/03/2002	A2980608	8021	ND	ND	ND	ND	ND	ND	120	ND	6.6	ND	3.3	129.9
01/14/2003	A3043003	8021	ND	ND	ND	ND	ND	1.1	58	ND	3.4	ND	2.9	65.4
04/08/2003	A3329705	8021	ND	ND	ND	ND	ND	ND	12	ND	0.44 J	ND	0.52 J	12.96
07/02/2003	A3639701	8021	ND	ND	ND	ND	ND	ND	36	ND	ND	ND	1.4 J	37.4
10/09/2003	A3978812	8021	ND	ND	ND	ND	ND	ND	150	ND	5.1	ND	3.8	158.9
01/08/2004	A4026306	8021	ND	ND	ND	ND	ND	ND	23	ND	1.5	ND	1.1 J	25.6
04/13/2004	A4331506	8021	ND	ND	ND	ND	ND	ND	82	ND	6.9	ND	2.5	91.4
06/30/2004	A4619405	8021	ND	ND	1.3	ND	ND	2.6	120	ND	8.7	ND	6.4	139
10/22/2004	A4A47805	8021	ND	ND	0.67 J	ND	ND	1.7	130 D	ND	9.2	ND	4.1	147.37
01/13/2005	A5036407	8260	ND	ND	ND	ND	ND	1.8	100	ND	11	ND	5.4	118.2
04/05/2005	A5317609	8260	ND	ND	ND	ND	ND	ND	1.8	ND	ND	ND	ND	1.8
07/12/2005	A5733104	8260/5ML	ND	ND	0.57 J	ND	ND	1.6	82	ND	8.2	ND	5.6	97.97
07/20/2006	6G21005-01	8260B	ND	ND	ND	ND	3	1	59	ND	7	ND	4	74
07/10/2007	7G11015-11RE1	8260B	ND	ND	ND	ND	ND	ND	33	ND	5	ND	2	40
07/25/2008	5426034	8260B	ND	ND	ND	ND	ND	ND	18	ND	1.2 J	ND	2.7 J	21.9
07/14/2009	5723629	8260B	ND	ND	ND	ND	ND	ND	28	ND	4.3 J	ND	3.2 J	35.5

ND - Not detected, indicates parameter was analyzed for, but not detected at or above the reporting limit.

To address the NYSDEC concerns regarding the presentation and plotting of nondetected values, the data for 2001 to 2004 has been reevaluated and interpreted as follows:

- 1) Nondetected concentrations have been represented as ND for reporting purposes.
- 2) Total VOCs have been recalculated and represented as the sum of the detected parameters shown on this table.
- 3) The method change to 8260 was approved by the NYSDEC and changed in January 2005.

FORMER CARBORUNDUM FACILITY

WHEATFIELD, NEW YORK

Well Id: B-48M

Date	Lab Sample Id	Method	Carbon tetrachloride (ug/L)	Chloroform (ug/L)	1,1-Dichloro-ethane (ug/L)	1,1-Dichloro-ethene (ug/L)	Methylene chloride (ug/L)	Trans-1,2-dichloro-ethene (ug/L)	Cis-1,2-dichloro-ethene (ug/L)	1,1,1-Trichloro-ethane (ug/L)	Trichloro-ethene (ug/L)	Tetrachloro-ethene (ug/L)	Vinyl chloride (ug/L)	Total (ug/L)
01/15/2001	A1041306	8021	ND	ND	ND	ND	ND	5.8	77	ND	31	ND	18	131.8
04/25/2001	A1382104	8021	ND	ND	ND	ND	ND	ND	10	ND	37	ND	ND	47
07/11/2001	A1648712	8021	ND	0.84 J	ND	ND	1.2 J	2.6	90	ND	9.6	ND	25	129.24
10/17/2001	A1A23302	8021	ND	ND	ND	ND	3.1	ND	13	ND	170	ND	ND	186.1
01/24/2002	A2076709	8021	ND	ND	ND	ND	ND	0.63 J	9.7	ND	15	ND	ND	25.33
04/15/2002	A2370204	8021	ND	ND	ND	ND	ND	0.46 J	7.8	ND	22	ND	ND	30.26
07/16/2002	A2722917	8021	ND	ND	ND	ND	ND	0.53 J	8.2	ND	25	ND	ND	33.73
10/09/2002	A2A07505	8021	ND	ND	ND	ND	ND	ND	8.2	ND	17	ND	ND	25.2
01/23/2003	A3075203	8021	ND	ND	ND	ND	ND	ND	7.9	ND	15	ND	ND	22.9
04/28/2003	A3399701	8021	ND	ND	ND	ND	ND	1	16	ND	20	ND	0.55 J	37.55
07/18/2003	A3689002	8021	ND	ND	ND	ND	ND	0.67 J	12	ND	13	ND	ND	25.67
10/22/2003	A3A28304	8021	ND	ND	ND	ND	ND	ND	10	ND	13	ND	ND	23
01/22/2004	A4057103	8021	ND	ND	ND	ND	ND	ND	3	ND	6.5	ND	ND	9.5
04/27/2004	A4387502	8021	ND	ND	ND	ND	ND	ND	3.2	ND	8.5	ND	ND	11.7
07/13/2004	A4663802	8021	ND	ND	ND	ND	ND	ND	2.6	ND	6.7	ND	ND	9.3
10/13/2004	A4A09401	8021	ND	ND	ND	ND	ND	ND	4.1	ND	6.6	ND	ND	10.7
01/12/2005	A5036102	8260	ND	ND	ND	ND	ND	ND	1.4	ND	5	ND	ND	6.4
04/21/2005	A5402002	8260	ND	ND	ND	ND	ND	ND	1	ND	4.6	ND	ND	5.6
07/21/2005	A5768402	8260/5ML	ND	ND	ND	ND	ND	ND	1.6	ND	5.6	ND	ND	7.2
10/20/2005	A5B92002	8260	ND	ND	ND	ND	ND	ND	2.3	ND	6.1	ND	ND	8.4
01/24/2006	A6089114	8260	ND	ND	ND	ND	ND	ND	0.79 J	ND	2.2	ND	ND	2.99
04/18/2006	6D19002-01	8260B	ND	ND	ND	ND	2	ND	ND	ND	3	ND	ND	5
07/21/2006	6G21018-01	8260B	ND	ND	ND	ND	ND	ND	2	ND	4	ND	ND	6
10/12/2006	6J16007-03RE1	8260B	ND	ND	ND	ND	ND	ND	ND	ND	2	ND	ND	2
01/05/2007	7A05012-01	8260B	ND	ND	ND	ND	ND	ND	ND	ND	2	ND	ND	2
04/11/2007	7D12002-01	8260B	ND	ND	ND	ND	ND	ND	ND	ND	3	ND	ND	3
07/12/2007	7G13019-06	8260B	ND	ND	ND	ND	ND	ND	ND	ND	2	ND	ND	2
10/11/2007	7J12012-07	8260B	ND	ND	ND	ND	ND	ND	ND	ND	1	ND	ND	1
01/08/2008	8A09005-02	8260B	ND	ND	ND	ND	ND	ND	ND	ND	1	ND	ND	1
04/10/2008	8D11008-04	8260B	ND	ND	ND	ND	ND	ND	ND	ND	3	ND	ND	3
07/24/2008	5424628	8260B	ND	ND	ND	ND	ND	ND	0.95 J	ND	2.9 J	ND	ND	3.85
10/15/2008	5499971	8260B	ND	ND	ND	ND	ND	ND	1.4 J	ND	2.9 J	ND	ND	4.3
01/14/2009	5577591	8260B	ND	ND	ND	ND	ND	ND	1.3 J	ND	2.7 J	ND	ND	4
04/14/2009	5646767	8260B	ND	ND	ND	ND	ND	ND	1 J	ND	2.9 J	ND	ND	3.9
07/09/2009	5720681	8260B	ND	ND	ND	ND	ND	ND	1.1 J	ND	2.4 J	ND	ND	3.5
10/05/2009	5797960	V-846 8260	ND	ND	ND	ND	ND	ND	0.91 J	ND	2.3 J	ND	ND	3.21

ND - Not detected, indicates parameter was analyzed for, but not detected at or above the reporting limit.

To address the NYSDEC concerns regarding the presentation and plotting of nondetected values, the data for 2001 to 2004 has been reevaluated and interpreted as follows:

- 1) Nondetected concentrations have been represented as ND for reporting purposes.
- 2) Total VOCs have been recalculated and represented as the sum of the detected parameters shown on this table.
- 3) The method change to 8260 was approved by the NYSDEC and changed in January 2005.

FORMER CARBORUNDUM FACILITY

WHEATFIELD, NEW YORK

Well Id: B-49M

Date	Lab Sample Id	Method	Carbon tetrachloride (ug/L)	Chloroform (ug/L)	1,1-Dichloroethane (ug/L)	1,1-Dichloroethene (ug/L)	Methylene chloride (ug/L)	Trans-1,2-dichloroethene (ug/L)	Cis-1,2-dichloroethene (ug/L)	1,1,1-Trichloroethane (ug/L)	Trichloroethene (ug/L)	Tetrachloroethene (ug/L)	Vinyl chloride (ug/L)	Total (ug/L)
01/15/2001	A1041305	8021	ND	ND	ND	ND	ND	ND	2.2	ND	0.55 J	ND	ND	2.75
04/25/2001	A1382103	8021	ND	ND	ND	ND	ND	ND	0.72 J	ND	2.3	ND	ND	3.02
07/11/2001	A1648717	8021	ND	ND	ND	ND	ND	ND	0.74 J	ND	1.8	ND	ND	2.54
10/17/2001	A1A23301	8021	ND	ND	ND	ND	ND	ND	2.2	ND	120	ND	ND	122.2
01/24/2002	A2076706	8021	ND	ND	ND	ND	3.2	ND	ND	ND	ND	ND	ND	3.2
04/15/2002	A2370201	8021	ND	ND	ND	ND	ND	ND	ND	ND	0.45 J	ND	ND	0.45
07/15/2002	A2722904	8021	ND	ND	ND	ND	ND	ND	ND	ND	ND	ND	ND	ND
10/09/2002	A2A07504	8021	ND	ND	ND	ND	ND	ND	ND	ND	ND	ND	ND	ND
01/22/2003	A3068903	8021	ND	ND	ND	ND	ND	ND	ND	ND	ND	ND	ND	ND
04/23/2003	A3376303	8021	ND	ND	ND	ND	ND	ND	ND	ND	ND	ND	ND	ND
07/18/2003	A3689001	8021	ND	ND	ND	ND	ND	ND	ND	ND	0.31 J	ND	ND	0.31
10/22/2003	A3A21904	8021	ND	ND	ND	ND	ND	ND	ND	ND	ND	ND	ND	ND
01/22/2004	A4057102	8021	ND	ND	ND	ND	ND	ND	ND	ND	ND	ND	ND	ND
04/27/2004	A4387503	8021	ND	ND	ND	ND	ND	ND	ND	ND	ND	ND	ND	ND
07/13/2004	A4663803	8021	ND	ND	ND	ND	ND	ND	ND	ND	ND	ND	ND	ND
10/13/2004	A4A09402	8021	ND	ND	ND	ND	ND	ND	ND	ND	ND	ND	ND	ND
01/12/2005	A5036103	8260	ND	ND	ND	ND	ND	ND	ND	ND	ND	ND	ND	ND
04/21/2005	A5402003	8260	ND	ND	ND	ND	ND	ND	ND	ND	ND	ND	ND	ND
07/21/2005	A5768403	8260/5ML	ND	ND	ND	ND	ND	ND	0.51 J	ND	2.6	ND	ND	3.11
10/20/2005	A5B92003	8260	ND	ND	ND	ND	ND	ND	ND	ND	ND	ND	ND	ND
01/24/2006	A6089115	8260	ND	ND	ND	ND	ND	ND	ND	ND	ND	ND	ND	ND
04/18/2006	6D19002-02	8260B	ND	ND	ND	ND	2	ND	ND	ND	ND	ND	ND	2
07/21/2006	6G21018-02	8260B	ND	ND	ND	ND	ND	ND	ND	ND	ND	ND	ND	ND
10/12/2006	6J16007-04	8260B	ND	ND	ND	ND	ND	ND	ND	ND	ND	ND	ND	ND
01/05/2007	7A05012-02	8260B	ND	ND	ND	ND	5 B	ND	ND	ND	ND	ND	ND	5
04/11/2007	7D12002-02	8260B	ND	ND	ND	ND	ND	ND	ND	ND	ND	ND	ND	ND
07/12/2007	7G13019-09	8260B	ND	ND	ND	ND	ND	ND	ND	ND	ND	ND	ND	ND
10/11/2007	7J12012-08	8260B	ND	ND	ND	ND	ND	ND	ND	ND	ND	ND	ND	ND
01/08/2008	8A09005-03	8260B	ND	ND	ND	ND	ND	ND	ND	ND	1	ND	ND	1
04/10/2008	8D11008-05	8260B	ND	ND	ND	ND	2	ND	ND	ND	ND	ND	ND	2
07/16/2008	5417445	8260B	ND	ND	ND	ND	ND	ND	ND	ND	ND	ND	ND	ND
10/15/2008	5499972	8260B	ND	ND	ND	ND	ND	ND	ND	ND	ND	ND	ND	ND
01/14/2009	5577588	8260B	ND	ND	ND	ND	ND	ND	ND	ND	ND	ND	ND	ND
04/14/2009	5646768	8260B	ND	ND	ND	ND	ND	ND	ND	ND	ND	ND	ND	ND
07/09/2009	5720679	8260B	ND	ND	ND	ND	ND	ND	ND	ND	ND	ND	ND	ND
10/05/2009	5797959	V-846 8260	ND	ND	ND	ND	ND	ND	ND	ND	ND	ND	ND	ND

ND - Not detected, indicates parameter was analyzed for, but not detected at or above the reporting limit.

To address the NYSDEC concerns regarding the presentation and plotting of nondetected values, the data for 2001 to 2004 has been reevaluated and interpreted as follows:

- 1) Nondetected concentrations have been represented as ND for reporting purposes.
- 2) Total VOCs have been recalculated and represented as the sum of the detected parameters shown on this table.
- 3) The method change to 8260 was approved by the NYSDEC and changed in January 2005.

FORMER CARBORUNDUM FACILITY

WHEATFIELD, NEW YORK

Well Id: B-50M

Date	Lab Sample Id	Method	Carbon tetrachloride (ug/L)	Chloroform (ug/L)	1,1-Dichloro-ethane (ug/L)	1,1-Dichloro-ethene (ug/L)	Methylene chloride (ug/L)	Trans-1,2-dichloro-ethene (ug/L)	Cis-1,2-dichloro-ethene (ug/L)	1,1,1-Trichloro-ethane (ug/L)	Trichloro-ethene (ug/L)	Tetrachloro-ethene (ug/L)	Vinyl chloride (ug/L)	Total (ug/L)
01/16/2001	A1043903	8021	ND	ND	ND	ND	ND	ND	1.7	ND	5.8	ND	ND	7.5
04/17/2001	A1345703	624	ND	ND	ND	ND	ND	ND	ND	ND	8.6	ND	ND	8.6
07/13/2001	A1663810	8021	ND	ND	ND	ND	ND	ND	0.32 J	ND	6	ND	ND	6.32
10/10/2001	A1994704	8021	ND	ND	ND	ND	ND	ND	0.38 J	ND	6.1	ND	ND	6.48
01/22/2002	A2066011RE	8021	ND	ND	ND	ND	ND	ND	2.2	ND	10	ND	ND	12.2
04/11/2002	A2348303	8021	ND	ND	ND	ND	ND	ND	4.7	ND	16	ND	ND	20.7
07/12/2002	A2713908	8021	ND	ND	ND	ND	ND	ND	7.2	ND	19	ND	ND	26.2
10/08/2002	A2999310	8021	ND	ND	ND	ND	ND	0.26 J	6	ND	10	ND	ND	16.26
01/20/2003	A3060802	8021	ND	ND	ND	ND	ND	ND	1.9	ND	9.8	ND	ND	11.7
04/29/2003	A3398703	8021	ND	ND	ND	ND	ND	ND	2.4	ND	18	ND	ND	20.4
07/16/2003	A3683702	8021	ND	ND	ND	ND	ND	0.2 J	3.6	ND	14	ND	ND	17.8
10/16/2003	A3A09001	8021	ND	ND	ND	ND	ND	ND	ND	ND	ND	ND	ND	ND
04/23/2004	A4373002	8021	ND	ND	ND	ND	ND	ND	23	ND	28	ND	ND	51
07/20/2004	A4682801	8260	ND	ND	ND	ND	ND	0.98 J	19	ND	34	ND	0.92 J	54.9
07/20/2004	A4682801	8021	ND	ND	ND	ND	ND	ND	20 E	ND	30 E	ND	ND	50
10/22/2004	A4A48002	8021	ND	ND	ND	ND	ND	0.87 J	23	ND	32	ND	0.59 J	56.46
01/17/2005	A5044301	8260	ND	ND	ND	ND	ND	0.67 J	12	ND	27	ND	ND	39.67
04/19/2005	A5387501	8260	ND	ND	ND	ND	ND	1.1	16	ND	56 E	ND	ND	73.1
04/19/2005	A5387501DL	8260	ND	ND	ND	ND	ND	1.1 D	15 D	ND	55 D	ND	ND	71.1
07/22/2005	A5778501	8260/5ML	ND	ND	ND	ND	ND	1.2	15	ND	51	ND	ND	67.2
07/18/2006	6G19003-11RE1	8260B	ND	ND	ND	ND	ND	ND	14	ND	44	ND	ND	58
07/12/2007	7G13019-01	8260B	ND	ND	ND	ND	ND	ND	19	ND	69	ND	ND	88
07/22/2008	5422168	8260B	ND	ND	ND	ND	ND	1.6 J	25	ND	91	ND	ND	117.6
07/09/2009	5720686	8260B	ND	ND	ND	ND	ND	ND	9.2	ND	51	ND	ND	60.2

ND - Not detected, indicates parameter was analyzed for, but not detected at or above the reporting limit.

To address the NYSDEC concerns regarding the presentation and plotting of nondetected values, the data for 2001 to 2004 has been reevaluated and interpreted as follows:

- 1) Nondetected concentrations have been represented as ND for reporting purposes.
- 2) Total VOCs have been recalculated and represented as the sum of the detected parameters shown on this table.
- 3) The method change to 8260 was approved by the NYSDEC and changed in January 2005.

FORMER CARBORUNDUM FACILITY

WHEATFIELD, NEW YORK

Well Id: B-51M

Date	Lab Sample Id	Method	Carbon tetrachloride (ug/L)	Chloroform (ug/L)	1,1-Dichloroethane (ug/L)	1,1-Dichloroethene (ug/L)	Methylene chloride (ug/L)	Trans-1,2-dichloroethene (ug/L)	Cis-1,2-dichloroethene (ug/L)	1,1,1-Trichloroethane (ug/L)	Trichloroethene (ug/L)	Tetrachloroethene (ug/L)	Vinyl chloride (ug/L)	Total (ug/L)
01/16/2001	A1043904	8021	ND	ND	ND	ND	ND	ND	ND	ND	ND	ND	ND	ND
04/17/2001	A1345701	624	ND	ND	ND	ND	ND	ND	ND	ND	ND	ND	ND	ND
07/13/2001	A1663815	8021	ND	ND	ND	ND	ND	ND	ND	ND	ND	ND	ND	ND
10/10/2001	A1994705	8021	ND	ND	ND	ND	ND	ND	ND	ND	ND	ND	ND	ND
01/17/2002	A2058503	8021	ND	ND	ND	ND	ND	ND	ND	ND	ND	ND	ND	ND
04/09/2002	A2332610	8260	ND	ND	ND	ND	ND	ND	ND	ND	ND	ND	ND	ND
07/10/2002	A2708307	8021	ND	ND	ND	ND	ND	ND	ND	ND	ND	ND	ND	ND
10/03/2002	A2980613	8021	ND	ND	ND	ND	ND	ND	ND	ND	ND	ND	ND	ND
01/15/2003	A3043009	8021	ND	ND	ND	ND	ND	ND	ND	ND	ND	ND	ND	ND
04/17/2003	A3361703	8021	ND	ND	ND	ND	ND	ND	ND	ND	ND	ND	ND	ND
07/15/2003	A3670610	8021	ND	ND	ND	ND	ND	ND	ND	ND	ND	ND	ND	ND
10/16/2003	A3A08902	8021	ND	ND	ND	ND	ND	ND	ND	ND	ND	ND	ND	ND
04/21/2004	A4356905	8021	ND	ND	ND	ND	ND	ND	ND	ND	ND	ND	ND	ND
07/20/2004	A4682901	8021	ND	ND	ND	ND	ND	ND	ND	ND	ND	ND	ND	ND
10/21/2004	A4A47807	8021	ND	ND	ND	ND	ND	ND	ND	ND	ND	ND	ND	ND
04/22/2005	A5402102	8260	ND	ND	ND	ND	ND	ND	ND	ND	ND	ND	ND	ND
07/22/2005	A5778403	8260/5ML	ND	ND	ND	ND	ND	ND	ND	ND	ND	ND	ND	ND
07/18/2006	6G19003-12	8260B	ND	ND	ND	ND	4 B	ND	ND	ND	ND	ND	ND	4
07/11/2007	7G12003-08	8260B	ND	ND	ND	ND	ND	ND	ND	ND	ND	ND	ND	ND
07/22/2008	5422169	8260B	ND	ND	ND	ND	ND	ND	ND	ND	ND	ND	ND	ND
07/09/2009	5720688	8260B	ND	ND	ND	ND	ND	ND	ND	ND	ND	ND	ND	ND

ND - Not detected, indicates parameter was analyzed for, but not detected at or above the reporting limit.

To address the NYSDEC concerns regarding the presentation and plotting of nondetected values, the data for 2001 to 2004 has been reevaluated and interpreted as follows:

- 1) Nondetected concentrations have been represented as ND for reporting purposes.
- 2) Total VOCs have been recalculated and represented as the sum of the detected parameters shown on this table.
- 3) The method change to 8260 was approved by the NYSDEC and changed in January 2005.

FORMER CARBORUNDUM FACILITY

WHEATFIELD, NEW YORK

Well Id: B-52M

Date	Lab Sample Id	Method	Carbon tetrachloride (ug/L)	Chloroform (ug/L)	1,1-Dichloroethane (ug/L)	1,1-Dichloroethene (ug/L)	Methylene chloride (ug/L)	Trans-1,2-dichloroethene (ug/L)	Cis-1,2-dichloroethene (ug/L)	1,1,1-Trichloroethane (ug/L)	Trichloroethene (ug/L)	Tetrachloroethene (ug/L)	Vinyl chloride (ug/L)	Total (ug/L)
01/18/2001	A1052402	8021	ND	ND	ND	ND	ND	ND	ND	ND	ND	ND	ND	ND
04/17/2001	A1345706	624	ND	ND	ND	ND	ND	ND	ND	ND	ND	ND	ND	ND
07/16/2001	A1674107	8021	ND	ND	ND	ND	ND	ND	ND	ND	ND	ND	ND	ND
10/16/2001	A1A17407	8021	ND	ND	ND	ND	ND	ND	ND	ND	ND	ND	ND	ND
01/17/2002	A2058504	8021	ND	ND	ND	ND	ND	ND	ND	ND	ND	ND	ND	ND
04/16/2002	A2369802	8021	ND	ND	ND	ND	ND	ND	ND	ND	ND	ND	ND	ND
07/11/2002	A2708308	8021	ND	ND	ND	ND	ND	ND	ND	ND	ND	ND	ND	ND
10/11/2002	A2A14501	8021	ND	ND	ND	ND	ND	ND	ND	ND	ND	ND	ND	ND
01/16/2003	A3056005	8021	ND	ND	ND	ND	ND	ND	ND	ND	ND	ND	ND	ND
04/07/2003	A3320705	8021	ND	ND	ND	ND	ND	ND	ND	ND	ND	ND	ND	ND
07/02/2003	A3639702	8021	ND	ND	ND	ND	ND	ND	ND	ND	ND	ND	ND	ND
10/10/2003	A3983801	8021	ND	ND	ND	ND	ND	ND	ND	ND	ND	ND	ND	ND
04/13/2004	A4331508	8021	ND	ND	ND	ND	ND	ND	ND	ND	ND	ND	ND	ND
06/30/2004	A4619401	8021	ND	ND	ND	ND	ND	ND	ND	ND	ND	ND	ND	ND
10/22/2004	A4A47803	8021	ND	ND	ND	ND	ND	ND	ND	ND	ND	ND	ND	ND
01/13/2005	A5036408	8260	ND	ND	ND	ND	ND	ND	ND	ND	ND	ND	ND	ND
04/06/2005	A5317601	8260	ND	ND	ND	ND	ND	ND	ND	ND	ND	ND	ND	ND
07/07/2005	A5706804	8260	ND	ND	ND	ND	ND	ND	ND	ND	ND	ND	ND	ND
07/19/2006	6G20004-04	8260B	ND	ND	ND	ND	ND	ND	ND	ND	ND	ND	ND	ND
07/12/2007	7G13019-02	8260B	ND	ND	ND	ND	ND	ND	ND	ND	ND	ND	ND	ND
07/22/2008	5422160	8260B	ND	ND	ND	ND	ND	ND	ND	ND	ND	ND	ND	ND
07/09/2009	5720691	8260B	ND	ND	ND	ND	ND	ND	ND	ND	ND	ND	ND	ND

ND - Not detected, indicates parameter was analyzed for, but not detected at or above the reporting limit.

To address the NYSDEC concerns regarding the presentation and plotting of nondetected values, the data for 2001 to 2004 has been reevaluated and interpreted as follows:

- 1) Nondetected concentrations have been represented as ND for reporting purposes.
- 2) Total VOCs have been recalculated and represented as the sum of the detected parameters shown on this table.
- 3) The method change to 8260 was approved by the NYSDEC and changed in January 2005.

FORMER CARBORUNDUM FACILITY

WHEATFIELD, NEW YORK

Well Id: B-53M

Date	Lab Sample Id	Method	Carbon tetrachloride (ug/L)	Chloroform (ug/L)	1,1-Dichloroethane (ug/L)	1,1-Dichloroethene (ug/L)	Methylene chloride (ug/L)	Trans-1,2-dichloroethene (ug/L)	Cis-1,2-dichloroethene (ug/L)	1,1,1-Trichloroethane (ug/L)	Trichloroethene (ug/L)	Tetrachloroethene (ug/L)	Vinyl chloride (ug/L)	Total (ug/L)
01/18/2001	A1052403	8021	ND	ND	ND	ND	ND	ND	0.44 J	ND	4.6	ND	ND	5.04
04/17/2001	A1345705	624	ND	ND	ND	ND	ND	ND	ND	ND	5.8	ND	ND	5.8
07/16/2001	A1674105	8021	ND	ND	ND	ND	ND	ND	0.2 J	ND	3.8	ND	ND	4
10/16/2001	A1A17408	8021	ND	ND	ND	ND	ND	ND	0.32 J	ND	7.1	ND	ND	7.42
01/22/2002	A2066010	8021	ND	ND	ND	ND	ND	ND	ND	ND	3.8	ND	ND	3.8
04/17/2002	A2378403	8021	ND	ND	ND	ND	ND	ND	1.4	ND	4.2	ND	ND	5.6
07/12/2002	A2713905	8021	ND	ND	ND	ND	ND	ND	1.6	ND	5.1	ND	ND	6.7
10/11/2002	A2A14601	8021	ND	ND	ND	ND	ND	ND	1.6	ND	12	ND	ND	13.6
01/20/2003	A3060803	8021	ND	ND	ND	ND	ND	ND	1.4	ND	7.4	ND	ND	8.8
04/09/2003	A3329508	8021	ND	ND	ND	ND	ND	ND	1.6	ND	11	ND	ND	12.6
07/08/2003	A3649107	8021	ND	ND	ND	ND	ND	ND	0.6 J	ND	8	ND	ND	8.6
10/13/2003	A3991404	8021	ND	ND	ND	ND	ND	ND	1.2	ND	7.6	ND	ND	8.8
04/13/2004	A4331801	8021	ND	ND	ND	ND	ND	ND	2.6	ND	4.9	ND	ND	7.5
07/07/2004	A4636501	8021	ND	ND	ND	ND	ND	ND	2.5	ND	4.6	ND	ND	7.1
10/22/2004	A4A48003	8021	ND	ND	ND	ND	ND	ND	1.9	ND	9.8	ND	ND	11.7
01/13/2005	A5036205	8260	ND	ND	ND	ND	ND	ND	2.1	ND	3.5	ND	1 J	6.6
04/06/2005	A5317805	8260	ND	ND	ND	ND	ND	ND	1.8	ND	2.1	ND	ND	3.9
07/07/2005	A5706901	8260/5ML	ND	ND	ND	ND	ND	ND	1.9	ND	1.8	ND	ND	3.7
07/19/2006	6G20004-03	8260B	ND	ND	ND	ND	ND	ND	2	ND	2	ND	ND	4
07/12/2007	7G13019-03	8260B	ND	ND	ND	ND	ND	ND	2	ND	2	ND	ND	4
07/22/2008	5422161	8260B	ND	ND	ND	ND	ND	ND	6.9	ND	26	ND	ND	32.9
07/09/2009	5720692	8260B	ND	ND	ND	ND	ND	ND	2.9 J	ND	9.4	ND	ND	12.3

ND - Not detected, indicates parameter was analyzed for, but not detected at or above the reporting limit.

To address the NYSDEC concerns regarding the presentation and plotting of nondetected values, the data for 2001 to 2004 has been reevaluated and interpreted as follows:

- 1) Nondetected concentrations have been represented as ND for reporting purposes.
- 2) Total VOCs have been recalculated and represented as the sum of the detected parameters shown on this table.
- 3) The method change to 8260 was approved by the NYSDEC and changed in January 2005.

FORMER CARBORUNDUM FACILITY

WHEATFIELD, NEW YORK

Well Id: B-54M

Date	Lab Sample Id	Method	Carbon tetrachloride (ug/L)	Chloroform (ug/L)	1,1-Dichloroethane (ug/L)	1,1-Dichloroethene (ug/L)	Methylene chloride (ug/L)	Trans-1,2-dichloroethene (ug/L)	Cis-1,2-dichloroethene (ug/L)	1,1,1-Trichloroethane (ug/L)	Trichloroethene (ug/L)	Tetrachloroethene (ug/L)	Vinyl chloride (ug/L)	Total (ug/L)
01/22/2001	A1063401	8021	ND	ND	ND	ND	ND	ND	ND	ND	ND	ND	ND	ND
04/18/2001	A1361305	624	ND	ND	ND	ND	ND	ND	ND	ND	ND	ND	ND	ND
07/16/2001	A1674104	8021	ND	ND	ND	ND	ND	ND	ND	ND	ND	ND	ND	ND
10/11/2001	A1994708	8021	ND	ND	ND	ND	ND	ND	ND	ND	ND	ND	ND	ND
01/15/2002	A2039406	8021	ND	ND	ND	ND	ND	ND	ND	ND	ND	ND	ND	ND
04/08/2002	A2332605	8260	ND	ND	ND	ND	ND	ND	ND	ND	ND	ND	ND	ND
07/09/2002	A2695506	8021	ND	ND	ND	ND	ND	ND	ND	ND	ND	ND	ND	ND
10/03/2002	A2980604	8021	ND	ND	ND	ND	ND	ND	ND	ND	ND	ND	ND	ND
01/14/2003	A3043001	8021	ND	ND	ND	ND	ND	ND	ND	ND	ND	ND	ND	ND
04/08/2003	A3320707	8021	ND	ND	ND	ND	ND	ND	ND	ND	ND	ND	ND	ND
07/08/2003	A3649205	8021	ND	ND	ND	ND	ND	ND	ND	ND	ND	ND	ND	ND
10/10/2003	A3983805	8021	ND	ND	ND	ND	ND	ND	ND	ND	ND	ND	ND	ND
04/13/2004	A4331509	8021	ND	ND	ND	ND	ND	ND	ND	ND	ND	ND	ND	ND
06/30/2004	A4619402	8021	ND	ND	ND	ND	ND	ND	ND	ND	ND	ND	ND	ND
10/22/2004	A4A47802	8021	ND	ND	ND	ND	0.58 J	ND	ND	ND	ND	ND	ND	0.58
01/17/2005	A5043901	8260	ND	ND	ND	ND	ND	ND	ND	ND	ND	ND	ND	ND
04/06/2005	A5317602	8260	ND	ND	ND	ND	ND	ND	ND	ND	ND	ND	ND	ND
07/07/2005	A5706803	8260	ND	ND	ND	ND	ND	ND	ND	ND	ND	ND	ND	ND
07/19/2006	6G20004-08	8260B	ND	ND	ND	ND	ND	ND	ND	ND	ND	ND	ND	ND
07/12/2007	7G13019-04	8260B	ND	ND	ND	ND	ND	ND	ND	ND	ND	ND	ND	ND
07/22/2008	5422162	8260B	ND	ND	ND	ND	ND	ND	ND	ND	ND	ND	ND	ND
07/09/2009	5720689	8260B	ND	ND	ND	ND	ND	ND	ND	ND	ND	ND	ND	ND

ND - Not detected, indicates parameter was analyzed for, but not detected at or above the reporting limit.

To address the NYSDEC concerns regarding the presentation and plotting of nondetected values, the data for 2001 to 2004 has been reevaluated and interpreted as follows:

- 1) Nondetected concentrations have been represented as ND for reporting purposes.
- 2) Total VOCs have been recalculated and represented as the sum of the detected parameters shown on this table.
- 3) The method change to 8260 was approved by the NYSDEC and changed in January 2005.

FORMER CARBORUNDUM FACILITY

WHEATFIELD, NEW YORK

Well Id: B-55M

Date	Lab Sample Id	Method	Carbon tetrachloride (ug/L)	Chloroform (ug/L)	1,1-Dichloroethane (ug/L)	1,1-Dichloroethene (ug/L)	Methylene chloride (ug/L)	Trans-1,2-dichloroethene (ug/L)	Cis-1,2-dichloroethene (ug/L)	1,1,1-Trichloroethane (ug/L)	Trichloroethene (ug/L)	Tetrachloroethene (ug/L)	Vinyl chloride (ug/L)	Total (ug/L)
01/22/2001	A1063402	8021	ND	ND	ND	ND	ND	ND	ND	ND	ND	ND	ND	ND
04/18/2001	A1361302	624	ND	ND	ND	ND	ND	ND	ND	ND	ND	ND	ND	ND
07/16/2001	A1674103	8021	ND	ND	ND	ND	ND	ND	ND	ND	ND	ND	ND	ND
10/11/2001	A1994707	8021	ND	ND	ND	ND	ND	ND	ND	ND	ND	ND	ND	ND
01/15/2002	A2039407	8021	ND	ND	ND	ND	ND	ND	ND	ND	ND	ND	ND	ND
04/09/2002	A2332607	8260	ND	ND	ND	ND	ND	ND	ND	ND	ND	ND	ND	ND
07/09/2002	A2695512	8021	ND	ND	ND	ND	ND	ND	ND	ND	ND	ND	ND	ND
10/03/2002	A2980605	8021	ND	ND	ND	ND	ND	ND	ND	ND	ND	ND	ND	ND
01/14/2003	A3043002	8021	ND	ND	ND	ND	ND	ND	ND	ND	ND	ND	ND	ND
04/08/2003	A3320706	8021	ND	ND	ND	ND	ND	ND	ND	ND	ND	ND	ND	ND
07/08/2003	A3649206	8021	ND	ND	ND	ND	ND	ND	ND	ND	ND	ND	ND	ND
10/10/2003	A3983804	8021	ND	ND	ND	ND	ND	ND	ND	ND	ND	ND	ND	ND
04/13/2004	A4331510	8021	ND	ND	ND	ND	ND	ND	ND	ND	ND	ND	ND	ND
06/30/2004	A4619403	8021	ND	ND	ND	ND	ND	ND	ND	ND	ND	ND	ND	ND
10/22/2004	A4A47801	8021	ND	ND	ND	ND	ND	ND	ND	ND	ND	ND	ND	ND
01/17/2005	A5043902	8260	ND	ND	ND	ND	ND	ND	ND	ND	ND	ND	ND	ND
04/06/2005	A5317603	8260	ND	ND	ND	ND	ND	ND	ND	ND	ND	ND	ND	ND
07/07/2005	A5706802	8260	ND	ND	ND	ND	ND	ND	ND	ND	ND	ND	ND	ND
07/19/2006	6G20004-09	8260B	ND	ND	ND	ND	ND	ND	ND	ND	ND	ND	ND	ND
07/12/2007	7G13019-05	8260B	ND	ND	ND	ND	ND	ND	ND	ND	ND	ND	ND	ND
07/22/2008	5422163	8260B	ND	ND	ND	ND	ND	ND	ND	ND	ND	ND	ND	ND
07/09/2009	5720690	8260B	ND	ND	ND	ND	ND	ND	ND	ND	ND	ND	ND	ND

ND - Not detected, indicates parameter was analyzed for, but not detected at or above the reporting limit.

To address the NYSDEC concerns regarding the presentation and plotting of nondetected values, the data for 2001 to 2004 has been reevaluated and interpreted as follows:

- 1) Nondetected concentrations have been represented as ND for reporting purposes.
- 2) Total VOCs have been recalculated and represented as the sum of the detected parameters shown on this table.
- 3) The method change to 8260 was approved by the NYSDEC and changed in January 2005.

FORMER CARBORUNDUM FACILITY

WHEATFIELD, NEW YORK

Well Id: B-56M

Date	Lab Sample Id	Method	Carbon tetrachloride (ug/L)	Chloroform (ug/L)	1,1-Dichloro-ethane (ug/L)	1,1-Dichloro-ethene (ug/L)	Methylene chloride (ug/L)	Trans-1,2-dichloro-ethene (ug/L)	Cis-1,2-dichloro-ethene (ug/L)	1,1,1-Trichloro-ethane (ug/L)	Trichloro-ethene (ug/L)	Tetrachloro-ethene (ug/L)	Vinyl chloride (ug/L)	Total (ug/L)
01/17/2001	A1052409	8021	ND	1	0.48 J	ND	0.56 J	2.7	71	ND	28	ND	2.4	106.14
04/16/2001	A1345803	624	ND	ND	ND	ND	ND	ND	18	ND	27	ND	ND	45
07/16/2001	A1674111	8021	ND	2.1	0.51 J	ND	1 J	2	95	ND	46	ND	ND	146.61
10/11/2001	A1994710	8021	ND	ND	ND	ND	ND	0.74 J	43	ND	31 D	ND	ND	74.74
01/24/2002	A2076708	8021	ND	2.3	ND	ND	2.5	ND	63	ND	280	ND	ND	347.8
04/15/2002	A2370203	8021	ND	ND	ND	ND	ND	ND	9.8	ND	44	ND	ND	53.8
07/16/2002	A2722905	8021	ND	ND	ND	ND	3	ND	16	ND	74	ND	ND	93
10/09/2002	A2A07502	8021	ND	ND	ND	ND	ND	ND	9.5	ND	39	ND	ND	48.5
01/23/2003	A3075202	8021	ND	ND	ND	ND	ND	ND	86	6.6	150	ND	ND	242.6
04/15/2003	A3356603	8021	ND	ND	ND	ND	86	1.4	29	1	80	ND	ND	197.4
07/21/2003	A3699403	8021	ND	ND	ND	ND	ND	ND	29	ND	71	ND	ND	100
10/21/2003	A3A21901	8021	ND	ND	ND	ND	2.3 J	ND	48	ND	110	ND	ND	160.3
01/28/2004	A4077601	8021	ND	ND	ND	ND	ND	1.7	52	ND	200	ND	ND	253.7
04/21/2004	A4356601	8021	ND	ND	ND	ND	1.8 J	ND	16	ND	68	ND	ND	85.8
07/21/2004	A4687102	8260	ND	ND	ND	ND	5.1	ND	19	ND	110	ND	ND	134.1
10/20/2004	A4A32302	8021	ND	ND	ND	ND	ND	ND	16	ND	84	ND	ND	100
01/13/2005	A5036107	8260	ND	ND	ND	ND	ND	1.1	22	0.64 J	160 E	ND	ND	183.74
01/13/2005	A5036107DL	8260							17 D		110 D			127
04/22/2005	A5402001	8260	ND	ND	ND	ND	ND	0.7 J	9.9	ND	63	ND	ND	73.6
07/19/2005	A5762301	8260/5ML	ND	ND	ND	ND	ND	0.95 J	14	ND	78	ND	ND	92.95
10/20/2005	A5B91901	8260	ND	ND	ND	ND	ND	1.5	20	0.56 J	100 E	ND	0.63 J	122.69
10/20/2005	A5B91901DL	8260	ND	ND	ND	ND	3 BD	ND	19 D	ND	82 D	ND	ND	104
01/23/2006	A6084703	8260	ND	ND	ND	ND	ND	1	17	ND	100 E	ND	ND	118
01/23/2006	A6084703DL	8260	ND	3.4 D	ND	ND	1.2 DJ	0.97 DJ	16 D	ND	94 D	ND	ND	115.57
04/12/2006	6D13005-07	8260B	ND	ND	ND	ND	ND	ND	7	ND	40	ND	ND	47
07/19/2006	6G20004-05	8260B	ND	ND	ND	ND	ND	ND	13	ND	74	ND	ND	87
10/10/2006	6J11002-04	8260B	ND	ND	ND	ND	ND	ND	9	ND	35	ND	ND	44
01/08/2007	7A09003-03	8260B	ND	ND	ND	ND	ND	ND	3	ND	13	ND	ND	16
04/04/2007	7D05011-03	8260B	ND	ND	ND	ND	ND	ND	1	ND	8	ND	ND	9
07/11/2007	7G12003-04	8260B	ND	ND	ND	ND	ND	ND	3	ND	16	ND	ND	19
10/10/2007	7J11002-06	8260B	ND	ND	ND	ND	2 B	ND	6	ND	27	ND	ND	35
01/08/2008	8A09005-07	8260B	ND	ND	1	ND	4	ND	23	2	60	ND	ND	90
04/07/2008	8D08002-04	8260B	ND	ND	ND	ND	ND	ND	6	ND	20	ND	ND	26
07/28/2008	5426818	8260B	ND	ND	ND	ND	ND	ND	6.9	ND	19	ND	ND	25.9
10/17/2008	5502675	8260B	ND	ND	2 J	ND	ND	1.4 J	41	2 J	110	ND	1.2 J	157.6
01/13/2009	5576512	8260B	ND	ND	1 J	ND	ND	ND	23	1.3 J	73	ND	ND	98.3
04/13/2009	5647712	8260B	ND	ND	ND	ND	ND	ND	17	ND	64	ND	ND	81

ND - Not detected, indicates parameter was analyzed for, but not detected at or above the reporting limit.

To address the NYSDEC concerns regarding the presentation and plotting of nondetected values, the data for 2001 to 2004 has been reevaluated and interpreted as follows:

- 1) Nondetected concentrations have been represented as ND for reporting purposes.
- 2) Total VOCs have been recalculated and represented as the sum of the detected parameters shown on this table.
- 3) The method change to 8260 was approved by the NYSDEC and changed in January 2005.

FORMER CARBORUNDUM FACILITY

WHEATFIELD, NEW YORK

Well Id: B-56M

Date	Lab Sample Id	Method	Carbon tetrachloride (ug/L)	Chloroform (ug/L)	1,1-Dichloroethane (ug/L)	1,1-Dichloroethene (ug/L)	Methylene chloride (ug/L)	Trans-1,2-dichloroethene (ug/L)	Cis-1,2-dichloroethene (ug/L)	1,1,1-Trichloroethane (ug/L)	Trichloroethene (ug/L)	Tetrachloroethene (ug/L)	Vinyl chloride (ug/L)	Total (ug/L)
07/15/2009	5724675	8260B	ND	ND	ND	ND	ND	0.87 J	21	ND	82	ND	ND	103.87
10/05/2009	5797969	V-846 826	ND	ND	ND	ND	ND	ND	17	ND	72	ND	ND	89

ND - Not detected, indicates parameter was analyzed for, but not detected at or above the reporting limit.

To address the NYSDEC concerns regarding the presentation and plotting of nondetected values, the data for 2001 to 2004 has been reevaluated and interpreted as follows:

- 1) Nondetected concentrations have been represented as ND for reporting purposes.
- 2) Total VOCs have been recalculated and represented as the sum of the detected parameters shown on this table.
- 3) The method change to 8260 was approved by the NYSDEC and changed in January 2005.

FORMER CARBORUNDUM FACILITY

WHEATFIELD, NEW YORK

Well Id: B-57M

Date	Lab Sample Id	Method	Carbon tetrachloride (ug/L)	Chloroform (ug/L)	1,1-Dichloroethane (ug/L)	1,1-Dichloroethene (ug/L)	Methylene chloride (ug/L)	Trans-1,2-dichloroethene (ug/L)	Cis-1,2-dichloroethene (ug/L)	1,1,1-Trichloroethane (ug/L)	Trichloroethene (ug/L)	Tetrachloroethene (ug/L)	Vinyl chloride (ug/L)	Total (ug/L)
01/18/2001	A1052407	8021	ND	ND	ND	ND	ND	ND	3.2	ND	1.5	ND	ND	4.7
04/16/2001	A1345802	624	ND	ND	ND	ND	ND	ND	ND	ND	ND	ND	ND	ND
07/16/2001	A1674108	8021	ND	ND	ND	ND	ND	ND	ND	ND	ND	ND	ND	ND
10/11/2001	A1994709	8021	ND	ND	ND	ND	ND	ND	ND	ND	ND	ND	ND	ND
01/18/2002	A2058507	8021	ND	ND	ND	ND	ND	ND	ND	ND	ND	ND	ND	ND
04/10/2002	A2347903	8260	ND	ND	ND	ND	ND	ND	ND	ND	ND	ND	ND	ND
07/11/2002	A2708309	8021	ND	ND	ND	ND	ND	ND	ND	ND	ND	ND	ND	ND
10/04/2002	A2986404	8021	ND	ND	ND	ND	ND	ND	ND	ND	ND	ND	ND	ND
01/16/2003	A3056003	8021	ND	ND	ND	ND	ND	ND	ND	ND	ND	ND	ND	ND
04/07/2003	A3320703	8021	ND	ND	ND	ND	ND	ND	ND	ND	ND	ND	ND	ND
07/08/2003	A3649203	8021	ND	ND	ND	ND	ND	ND	ND	ND	ND	ND	ND	ND
10/09/2003	A3978811	8021	ND	ND	ND	ND	ND	ND	ND	ND	ND	ND	ND	ND
04/20/2004	A4356901	8021	ND	ND	ND	ND	ND	ND	ND	ND	ND	ND	ND	ND
07/13/2004	A4664210	8021	ND	ND	ND	ND	ND	ND	ND	ND	ND	ND	ND	ND
10/25/2004	A4A54102	8021	ND	ND	ND	ND	ND	ND	ND	ND	ND	ND	ND	ND
01/13/2005	A5036403	8260	ND	ND	ND	ND	ND	ND	ND	ND	ND	ND	ND	ND
04/06/2005	A5317604	8260	ND	ND	ND	ND	ND	ND	ND	ND	ND	ND	ND	ND
07/12/2005	A5733101	8260/5ML	ND	ND	ND	ND	ND	ND	ND	ND	ND	ND	ND	ND
10/05/2005	A5B10501	8260	ND	ND	ND	ND	ND	ND	ND	ND	ND	ND	ND	ND
01/23/2006	A6084704	8260	ND	ND	ND	ND	ND	ND	ND	ND	ND	ND	ND	ND
04/12/2006	6D13005-08	8260B	ND	ND	ND	ND	ND	ND	ND	ND	ND	ND	ND	ND
07/19/2006	6G20004-01	8260B	ND	ND	ND	ND	ND	ND	ND	ND	ND	ND	ND	ND
10/10/2006	6J11002-05	8260B	ND	ND	ND	ND	ND	ND	ND	ND	ND	ND	ND	ND
01/08/2007	7A09003-04	8260B	ND	ND	ND	ND	ND	ND	ND	ND	ND	ND	ND	ND
04/04/2007	7D05011-04	8260B	ND	ND	ND	ND	ND	ND	ND	ND	ND	ND	ND	ND
07/11/2007	7G12003-05	8260B	ND	ND	ND	ND	ND	ND	ND	ND	ND	ND	ND	ND
10/10/2007	7J11002-04	8260B	ND	ND	ND	ND	ND	ND	ND	ND	ND	ND	ND	ND
01/08/2008	8A09005-08	8260B	ND	ND	ND	ND	ND	ND	ND	ND	ND	ND	ND	ND
04/07/2008	8D08002-03	8260B	ND	ND	ND	ND	3 B	ND	ND	ND	ND	ND	ND	3
07/28/2008	5426820	8260B	ND	ND	ND	ND	ND	ND	ND	ND	ND	ND	ND	ND
10/17/2008	5502678	8260B	ND	ND	ND	ND	ND	ND	ND	ND	ND	ND	ND	ND
01/13/2009	5576515	8260B	ND	ND	ND	ND	ND	ND	ND	ND	1.6 J	ND	ND	1.6
04/13/2009	5647716	8260B	ND	ND	ND	ND	ND	ND	ND	ND	ND	ND	ND	ND
07/15/2009	5724674	8260B	ND	ND	ND	ND	ND	ND	ND	ND	ND	ND	ND	ND
10/05/2009	5797968	V-846 8260	ND	ND	ND	ND	ND	ND	ND	ND	ND	ND	ND	ND

ND - Not detected, indicates parameter was analyzed for, but not detected at or above the reporting limit.

To address the NYSDEC concerns regarding the presentation and plotting of nondetected values, the data for 2001 to 2004 has been reevaluated and interpreted as follows:

- 1) Nondetected concentrations have been represented as ND for reporting purposes.
- 2) Total VOCs have been recalculated and represented as the sum of the detected parameters shown on this table.
- 3) The method change to 8260 was approved by the NYSDEC and changed in January 2005.

FORMER CARBORUNDUM FACILITY

WHEATFIELD, NEW YORK

Well Id: B-58M

Date	Lab Sample Id	Method	Carbon tetrachloride (ug/L)	Chloroform (ug/L)	1,1-Dichloroethane (ug/L)	1,1-Dichloroethene (ug/L)	Methylene chloride (ug/L)	Trans-1,2-dichloroethene (ug/L)	Cis-1,2-dichloroethene (ug/L)	1,1,1-Trichloroethane (ug/L)	Trichloroethene (ug/L)	Tetrachloroethene (ug/L)	Vinyl chloride (ug/L)	Total (ug/L)
01/17/2001	A1052408	8021	ND	ND	ND	ND	ND	ND	ND	ND	ND	ND	ND	ND
04/16/2001	A1345801	624	ND	ND	ND	ND	ND	ND	ND	ND	ND	ND	ND	ND
07/16/2001	A1674110	8021	ND	ND	ND	ND	ND	ND	ND	ND	ND	ND	ND	ND
10/12/2001	A1A01002	8021	ND	ND	ND	ND	ND	ND	ND	ND	ND	ND	ND	ND
01/18/2002	A2058508	8021	ND	ND	ND	ND	ND	ND	ND	ND	ND	ND	ND	ND
04/10/2002	A2347904	8260	ND	ND	ND	ND	ND	ND	ND	ND	ND	ND	ND	ND
07/11/2002	A2708310	8021	ND	ND	ND	ND	ND	ND	ND	ND	ND	ND	ND	ND
10/04/2002	A2986405	8021	ND	ND	ND	ND	ND	ND	ND	ND	ND	ND	ND	ND
01/16/2003	A3056004	8021	ND	ND	ND	ND	ND	ND	ND	ND	ND	ND	ND	ND
04/07/2003	A3320704	8021	ND	ND	ND	ND	ND	ND	ND	ND	ND	ND	ND	ND
07/08/2003	A3649204	8021	ND	ND	ND	ND	ND	ND	ND	ND	ND	ND	ND	ND
10/09/2003	A3978813	8021	ND	ND	ND	ND	ND	ND	ND	ND	ND	ND	ND	ND
04/20/2004	A4356902	8021	ND	ND	ND	ND	ND	ND	ND	ND	ND	ND	ND	ND
07/13/2004	A4664211	8021	ND	ND	ND	ND	ND	ND	ND	ND	ND	ND	ND	ND
10/25/2004	A4A54103	8021	ND	ND	ND	ND	ND	ND	ND	ND	ND	ND	ND	ND
01/13/2005	A5036404	8260	ND	ND	ND	ND	ND	ND	ND	ND	1.5	ND	ND	1.5
04/06/2005	A5317605	8260	ND	ND	ND	ND	ND	ND	ND	ND	0.69 J	ND	ND	0.69
07/12/2005	A5733102	8260/5ML	ND	ND	ND	ND	ND	ND	ND	ND	ND	ND	ND	ND
07/19/2006	6G20004-02	8260B	ND	ND	ND	ND	ND	ND	ND	ND	ND	ND	ND	ND
07/11/2007	7G12003-06	8260B	ND	ND	ND	ND	ND	ND	ND	ND	ND	ND	ND	ND
07/28/2008	5426822	8260B	ND	ND	ND	ND	ND	ND	ND	ND	ND	ND	ND	ND
07/15/2009	5724673	8260B	ND	ND	ND	ND	ND	ND	ND	ND	ND	ND	ND	ND

ND - Not detected, indicates parameter was analyzed for, but not detected at or above the reporting limit.

To address the NYSDEC concerns regarding the presentation and plotting of nondetected values, the data for 2001 to 2004 has been reevaluated and interpreted as follows:

- 1) Nondetected concentrations have been represented as ND for reporting purposes.
- 2) Total VOCs have been recalculated and represented as the sum of the detected parameters shown on this table.
- 3) The method change to 8260 was approved by the NYSDEC and changed in January 2005.

FORMER CARBORUNDUM FACILITY

WHEATFIELD, NEW YORK

Well Id: B-59M

Date	Lab Sample Id	Method	Carbon tetrachloride (ug/L)	Chloroform (ug/L)	1,1-Dichloroethane (ug/L)	1,1-Dichloroethene (ug/L)	Methylene chloride (ug/L)	Trans-1,2-dichloroethene (ug/L)	Cis-1,2-dichloroethene (ug/L)	1,1,1-Trichloroethane (ug/L)	Trichloroethene (ug/L)	Tetrachloroethene (ug/L)	Vinyl chloride (ug/L)	Total (ug/L)
07/17/2002	A2732710	8021	ND	ND	ND	ND	ND	ND	ND	ND	2.5	ND	ND	2.5
08/05/2002	A2793604	8021	ND	ND	ND	ND	ND	ND	ND	ND	ND	ND	ND	ND
10/07/2002	A2999201	8021	ND	ND	ND	ND	ND	ND	ND	ND	ND	ND	ND	ND
01/16/2003	A3056008	8021	ND	ND	ND	ND	ND	ND	ND	ND	ND	ND	ND	ND
04/17/2003	A3361701	8021	ND	ND	ND	ND	ND	ND	ND	ND	ND	ND	ND	ND
07/14/2003	A3670605	8021	ND	ND	ND	ND	ND	ND	ND	ND	ND	ND	ND	ND
10/14/2003	A3998703	8021	ND	ND	ND	ND	ND	ND	ND	ND	ND	ND	ND	ND
01/07/2004	A4012312	8021	ND	ND	ND	ND	ND	ND	ND	ND	ND	ND	ND	ND
04/22/2004	A4372901	8021	ND	ND	ND	ND	ND	ND	ND	ND	ND	ND	ND	ND
07/14/2004	A4664202	8021	ND	ND	ND	ND	ND	ND	ND	ND	ND	ND	ND	ND
10/15/2004	A4A20702	8021	ND	ND	ND	ND	ND	ND	ND	ND	0.79 J	ND	ND	0.79
01/19/2005	A5050901	8260	ND	ND	ND	ND	ND	ND	ND	ND	ND	ND	ND	ND
04/25/2005	A5408101	8260	ND	ND	ND	ND	ND	ND	ND	ND	ND	ND	ND	ND
07/20/2005	A5762204	8260/5ML	ND	ND	ND	ND	ND	ND	ND	ND	ND	ND	ND	ND
07/19/2006	6G20004-14RE1	8260B	ND	ND	ND	ND	4	ND	3	ND	3	ND	ND	10
07/17/2007	7G18027-09	8260B	ND	ND	ND	ND	ND	1	4	ND	3	ND	ND	8
07/21/2008	5420892	8260B	ND	ND	ND	ND	ND	0.8 J	1.1 J	ND	ND	ND	ND	1.9
07/08/2009	5719627	8260B	ND	ND	ND	ND	ND	ND	ND	ND	ND	ND	ND	ND

ND - Not detected, indicates parameter was analyzed for, but not detected at or above the reporting limit.

To address the NYSDEC concerns regarding the presentation and plotting of nondetected values, the data for 2001 to 2004 has been reevaluated and interpreted as follows:

- 1) Nondetected concentrations have been represented as ND for reporting purposes.
- 2) Total VOCs have been recalculated and represented as the sum of the detected parameters shown on this table.
- 3) The method change to 8260 was approved by the NYSDEC and changed in January 2005.

FORMER CARBORUNDUM FACILITY

WHEATFIELD, NEW YORK

Well Id: B-60M

Date	Lab Sample Id	Method	Carbon tetrachloride (ug/L)	Chloroform (ug/L)	1,1-Dichloro-ethane (ug/L)	1,1-Dichloro-ethene (ug/L)	Methylene chloride (ug/L)	Trans-1,2-dichloro-ethene (ug/L)	Cis-1,2-dichloro-ethene (ug/L)	1,1,1-Trichloro-ethane (ug/L)	Trichloro-ethene (ug/L)	Tetrachloro-ethene (ug/L)	Vinyl chloride (ug/L)	Total (ug/L)
07/17/2002	A2732708	8021	ND	ND	ND	ND	ND	ND	ND	ND	3.8	ND	ND	3.8
08/05/2002	A2793610	8021	ND	ND	ND	ND	ND	ND	ND	ND	ND	ND	ND	ND
10/04/2002	A2986402	8021	ND	ND	ND	ND	ND	ND	ND	ND	ND	ND	ND	ND
01/16/2003	A3056006	8021	ND	ND	ND	ND	ND	ND	ND	ND	ND	ND	ND	ND
04/17/2003	A3361702	8021	ND	ND	ND	ND	ND	ND	ND	ND	ND	ND	ND	ND
07/14/2003	A3670604	8021	ND	ND	ND	ND	ND	ND	ND	ND	ND	ND	ND	ND
10/14/2003	A3998702	8021	ND	ND	ND	ND	ND	ND	ND	ND	ND	ND	ND	ND
01/08/2004	A4026302	8021	ND	ND	ND	ND	ND	ND	ND	ND	ND	ND	ND	ND
04/22/2004	A4372903	8021	ND	ND	ND	ND	ND	ND	ND	ND	ND	ND	ND	ND
07/14/2004	A4664205	8021	ND	ND	ND	ND	ND	ND	ND	ND	ND	ND	ND	ND
10/20/2004	A4A32103	8021	ND	ND	ND	ND	ND	ND	ND	ND	ND	ND	ND	ND
01/19/2005	A5050902	8260	ND	ND	ND	ND	ND	ND	ND	ND	ND	ND	ND	ND
04/22/2005	A5402103	8260	ND	ND	ND	ND	ND	ND	ND	ND	ND	ND	ND	ND
07/20/2005	A5762205	8260/5ML	ND	ND	ND	ND	ND	ND	ND	ND	ND	ND	ND	ND
07/19/2006	6G20004-10	8260B	ND	ND	ND	ND	ND	ND	ND	ND	ND	ND	ND	ND
07/17/2007	7G18027-06	8260B	ND	ND	ND	ND	ND	ND	ND	ND	ND	ND	ND	ND
07/21/2008	5420895	8260B	ND	ND	ND	ND	ND	ND	ND	ND	ND	ND	ND	ND
07/08/2009	5719625	8260B	ND	ND	ND	ND	ND	ND	ND	ND	ND	ND	ND	ND

ND - Not detected, indicates parameter was analyzed for, but not detected at or above the reporting limit.

To address the NYSDEC concerns regarding the presentation and plotting of nondetected values, the data for 2001 to 2004 has been reevaluated and interpreted as follows:

- 1) Nondetected concentrations have been represented as ND for reporting purposes.
- 2) Total VOCs have been recalculated and represented as the sum of the detected parameters shown on this table.
- 3) The method change to 8260 was approved by the NYSDEC and changed in January 2005.

FORMER CARBORUNDUM FACILITY

WHEATFIELD, NEW YORK

Well Id: B-61M

Date	Lab Sample Id	Method	Carbon tetrachloride (ug/L)	Chloroform (ug/L)	1,1-Dichloroethane (ug/L)	1,1-Dichloroethene (ug/L)	Methylene chloride (ug/L)	Trans-1,2-dichloroethene (ug/L)	Cis-1,2-dichloroethene (ug/L)	1,1,1-Trichloroethane (ug/L)	Trichloroethene (ug/L)	Tetrachloroethene (ug/L)	Vinyl chloride (ug/L)	Total (ug/L)
07/18/2002	A2732705	8021	ND	5	ND	ND	ND	ND	4.8	ND	26	ND	ND	35.8
08/05/2002	A2793611	8021	ND	ND	ND	ND	ND	ND	ND	ND	ND	ND	ND	ND
10/03/2002	A2980612	8021	ND	ND	ND	ND	ND	ND	ND	ND	ND	ND	ND	ND
01/16/2003	A3056007	8021	ND	ND	ND	ND	ND	ND	ND	ND	ND	ND	ND	ND
04/14/2003	A3347501	8021	ND	ND	ND	ND	ND	ND	ND	ND	ND	ND	ND	ND
07/14/2003	A3670603	8021	ND	ND	ND	ND	ND	ND	ND	ND	ND	ND	ND	ND
10/14/2003	A3998701	8021	ND	ND	ND	ND	ND	ND	ND	ND	ND	ND	ND	ND
01/08/2004	A4026301	8021	ND	ND	ND	ND	ND	ND	ND	ND	ND	ND	ND	ND
04/22/2004	A4372902	8021	ND	ND	ND	ND	ND	ND	ND	ND	ND	ND	ND	ND
07/14/2004	A4664206	8021	ND	ND	ND	ND	ND	ND	ND	ND	ND	ND	ND	ND
10/20/2004	A4A32104	8021	ND	ND	ND	ND	ND	ND	ND	ND	ND	ND	ND	ND
01/19/2005	A5050903	8260	ND	ND	ND	ND	ND	ND	ND	ND	0.3 J	ND	ND	0.3
04/25/2005	A5408102	8260	ND	ND	ND	ND	ND	ND	ND	ND	ND	ND	ND	ND
07/20/2005	A5762206	8260/5ML	ND	ND	ND	ND	ND	ND	ND	ND	ND	ND	ND	ND
07/19/2006	6G20004-11	8260B	ND	ND	ND	ND	ND	ND	ND	ND	ND	ND	ND	ND
07/17/2007	7G18027-07	8260B	ND	ND	ND	ND	ND	ND	ND	ND	ND	ND	ND	ND
07/21/2008	5420896	8260B	ND	ND	ND	ND	ND	ND	ND	ND	ND	ND	ND	ND
07/08/2009	5719626	8260B	ND	ND	ND	ND	ND	ND	ND	ND	ND	ND	ND	ND

ND - Not detected, indicates parameter was analyzed for, but not detected at or above the reporting limit.

To address the NYSDEC concerns regarding the presentation and plotting of nondetected values, the data for 2001 to 2004 has been reevaluated and interpreted as follows:

- 1) Nondetected concentrations have been represented as ND for reporting purposes.
- 2) Total VOCs have been recalculated and represented as the sum of the detected parameters shown on this table.
- 3) The method change to 8260 was approved by the NYSDEC and changed in January 2005.

FORMER CARBORUNDUM FACILITY

WHEATFIELD, NEW YORK

Well Id: B-62M

Date	Lab Sample Id	Method	Carbon tetrachloride (ug/L)	Chloroform (ug/L)	1,1-Dichloroethane (ug/L)	1,1-Dichloroethene (ug/L)	Methylene chloride (ug/L)	Trans-1,2-dichloroethene (ug/L)	Cis-1,2-dichloroethene (ug/L)	1,1,1-Trichloroethane (ug/L)	Trichloroethene (ug/L)	Tetrachloroethene (ug/L)	Vinyl chloride (ug/L)	Total (ug/L)
07/17/2002	A2732712	8021	ND	ND	ND	ND	ND	ND	2.2	ND	7.4	ND	ND	9.6
08/05/2002	A2793609	8021	ND	ND	ND	ND	ND	ND	0.86 J	ND	3.1	ND	ND	3.96
10/04/2002	A2986403	8021	ND	ND	ND	ND	ND	ND	ND	ND	1.2	ND	ND	1.2
01/17/2003	A3056009	8021	ND	ND	ND	ND	ND	ND	ND	ND	ND	ND	ND	ND
04/03/2003	A3315007	8021	ND	ND	ND	ND	ND	ND	ND	ND	ND	ND	ND	ND
07/08/2003	A3649202	8021	ND	ND	ND	ND	ND	ND	ND	ND	ND	ND	ND	ND
10/08/2003	A3978808	8021	ND	ND	ND	ND	ND	ND	ND	ND	ND	ND	ND	ND
01/07/2004	A4012309	8021	ND	ND	ND	ND	ND	ND	ND	ND	ND	ND	ND	ND
04/15/2004	A4337501	8021	ND	ND	ND	ND	ND	ND	ND	ND	ND	ND	ND	ND
06/29/2004	A4614509	8021	ND	ND	ND	ND	ND	ND	ND	ND	ND	ND	ND	ND
10/27/2004	A4A60303	8021	ND	ND	ND	ND	ND	ND	ND	ND	ND	ND	ND	ND
04/04/2005	A5307806	8260	ND	ND	ND	ND	ND	ND	ND	ND	ND	ND	ND	ND
07/12/2005	A5725406	8260/5ML	ND	ND	ND	ND	ND	ND	ND	ND	ND	ND	ND	ND
07/21/2006	6G21018-03	8260B	ND	ND	ND	ND	4	ND	ND	ND	ND	ND	ND	4
07/17/2007	7G18027-03	8260B	ND	ND	ND	ND	ND	ND	ND	ND	ND	ND	ND	ND
07/17/2008	5418423	8260B	ND	ND	ND	ND	ND	ND	ND	ND	ND	ND	ND	ND
07/08/2009	5719616	8260B	ND	ND	ND	ND	ND	ND	ND	ND	ND	ND	ND	ND

ND - Not detected, indicates parameter was analyzed for, but not detected at or above the reporting limit.

To address the NYSDEC concerns regarding the presentation and plotting of nondetected values, the data for 2001 to 2004 has been reevaluated and interpreted as follows:

- 1) Nondetected concentrations have been represented as ND for reporting purposes.
- 2) Total VOCs have been recalculated and represented as the sum of the detected parameters shown on this table.
- 3) The method change to 8260 was approved by the NYSDEC and changed in January 2005.

FORMER CARBORUNDUM FACILITY

WHEATFIELD, NEW YORK

Well Id: B-63M

Date	Lab Sample Id	Method	Carbon tetrachloride (ug/L)	Chloroform (ug/L)	1,1- Dichloro- ethane (ug/L)	1,1- Dichloro ethene (ug/L)	Methylene chloride (ug/L)	Trans-1,2- dichloro- ethene (ug/L)	Cis-1,2- dichloro- ethene (ug/L)	1,1,1- Trichloro- ethane (ug/L)	Trichloro- ethene (ug/L)	Tetrachloro- ethene (ug/L)	Vinyl chloride (ug/L)	Total (ug/L)
07/17/2002	A2732709	8021	ND	ND	ND	ND	ND	ND	ND	ND	ND	ND	ND	ND
08/05/2002	A2793605	8021	ND	ND	ND	ND	ND	ND	ND	ND	ND	ND	ND	ND
01/13/2003	A3038006	8021	ND	ND	ND	ND	ND	ND	ND	ND	ND	ND	ND	ND
04/03/2003	A3315004	8021	ND	ND	ND	ND	ND	ND	ND	ND	ND	ND	ND	ND
07/08/2003	A3649201	8021	ND	ND	ND	ND	ND	ND	ND	ND	ND	ND	ND	ND
10/08/2003	A3978807	8021	ND	ND	ND	ND	ND	ND	ND	ND	ND	ND	ND	ND
01/07/2004	A4012305	8021	ND	ND	ND	ND	ND	ND	ND	ND	ND	ND	ND	ND
04/15/2004	A4337502	8021	ND	ND	ND	ND	ND	ND	ND	ND	ND	ND	ND	ND
06/28/2004	A4614504	8021	ND	ND	ND	ND	ND	ND	ND	ND	ND	ND	ND	ND
10/20/2004	A4A32106	8021	ND	ND	ND	ND	ND	ND	ND	ND	ND	ND	ND	ND
01/19/2005	A5050904	8260	ND	ND	ND	ND	ND	ND	ND	ND	ND	ND	ND	ND
04/04/2005	A5307805	8260	ND	ND	ND	ND	ND	ND	ND	ND	ND	ND	ND	ND
07/12/2005	A5725405	8260/5ML	ND	ND	ND	ND	ND	ND	ND	ND	ND	ND	ND	ND
07/19/2006	6G20004-13	8260B	ND	ND	ND	ND	ND	ND	ND	ND	ND	ND	ND	ND
07/18/2007	7G19011-08	8260B	ND	ND	ND	ND	ND	ND	ND	ND	ND	ND	ND	ND
07/17/2008	5418424	8260B	ND	ND	ND	ND	ND	ND	ND	ND	ND	ND	ND	ND
07/08/2009	5719620	8260B	ND	ND	ND	ND	ND	ND	ND	ND	ND	ND	ND	ND

ND - Not detected, indicates parameter was analyzed for, but not detected at or above the reporting limit.

To address the NYSDEC concerns regarding the presentation and plotting of nondetected values, the data for 2001 to 2004 has been reevaluated and interpreted as follows:

- 1) Nondetected concentrations have been represented as ND for reporting purposes.
- 2) Total VOCs have been recalculated and represented as the sum of the detected parameters shown on this table.
- 3) The method change to 8260 was approved by the NYSDEC and changed in January 2005.

FORMER CARBORUNDUM FACILITY

WHEATFIELD, NEW YORK

Well Id: B-64M

Date	Lab Sample Id	Method	Carbon tetrachloride (ug/L)	Chloroform (ug/L)	1,1-Dichloroethane (ug/L)	1,1-Dichloroethene (ug/L)	Methylene chloride (ug/L)	Trans-1,2-dichloroethene (ug/L)	Cis-1,2-dichloroethene (ug/L)	1,1,1-Trichloroethane (ug/L)	Trichloroethene (ug/L)	Tetrachloroethene (ug/L)	Vinyl chloride (ug/L)	Total (ug/L)
07/17/2002	A2732711	8021	ND	17	ND	ND	ND	ND	ND	ND	8.7	ND	ND	25.7
08/05/2002	A2793606	8021	ND	9.4	ND	ND	ND	ND	3.7	ND	6.8	ND	ND	19.9
10/07/2002	A2999204	8021	ND	0.9 J	ND	ND	ND	ND	0.3 J	ND	0.96 J	ND	ND	2.16
01/15/2003	A3043011	8021	ND	ND	ND	ND	ND	ND	ND	ND	ND	ND	ND	ND
04/03/2003	A3315005	8021	ND	ND	ND	ND	ND	ND	ND	ND	ND	ND	ND	ND
07/03/2003	A3639706	8021	ND	ND	ND	ND	ND	ND	ND	ND	ND	ND	ND	ND
10/08/2003	A3978805	8021	ND	ND	ND	ND	ND	ND	1.1	ND	ND	ND	ND	1.1
01/07/2004	A4012307	8021	ND	ND	ND	ND	ND	ND	ND	ND	ND	ND	ND	ND
04/15/2004	A4337503	8021	ND	ND	ND	ND	ND	ND	ND	ND	ND	ND	ND	ND
06/28/2004	A4614502	8021	ND	ND	ND	ND	ND	ND	ND	ND	ND	ND	ND	ND
10/20/2004	A4A32107	8021	ND	ND	ND	ND	ND	ND	ND	ND	ND	ND	ND	ND
01/19/2005	A5050905	8260	ND	ND	ND	ND	ND	ND	ND	ND	0.3 J	ND	ND	0.3
04/04/2005	A5307804	8260	ND	ND	ND	ND	ND	ND	ND	ND	ND	ND	ND	ND
07/12/2005	A5725404	8260/5ML	ND	ND	ND	ND	ND	ND	ND	ND	ND	ND	ND	ND
07/21/2006	6G21018-04	8260B	ND	ND	ND	ND	5 B	ND	ND	ND	ND	ND	ND	5
07/17/2007	7G18027-01	8260B	ND	ND	ND	ND	ND	ND	ND	ND	ND	ND	ND	ND
07/17/2008	5418425	8260B	ND	ND	ND	ND	ND	ND	ND	ND	ND	ND	ND	ND
07/08/2009	5719619	8260B	ND	ND	ND	ND	ND	ND	ND	ND	ND	ND	ND	ND

ND - Not detected, indicates parameter was analyzed for, but not detected at or above the reporting limit.

To address the NYSDEC concerns regarding the presentation and plotting of nondetected values, the data for 2001 to 2004 has been reevaluated and interpreted as follows:

- 1) Nondetected concentrations have been represented as ND for reporting purposes.
- 2) Total VOCs have been recalculated and represented as the sum of the detected parameters shown on this table.
- 3) The method change to 8260 was approved by the NYSDEC and changed in January 2005.

FORMER CARBORUNDUM FACILITY

WHEATFIELD, NEW YORK

Well Id: B-65M

Date	Lab Sample Id	Method	Carbon tetrachloride (ug/L)	Chloroform (ug/L)	1,1-Dichloroethane (ug/L)	1,1-Dichloroethene (ug/L)	Methylene chloride (ug/L)	Trans-1,2-dichloroethene (ug/L)	Cis-1,2-dichloroethene (ug/L)	1,1,1-Trichloroethane (ug/L)	Trichloroethene (ug/L)	Tetrachloroethene (ug/L)	Vinyl chloride (ug/L)	Total (ug/L)
07/17/2002	A2732713	8021	ND	ND	ND	ND	ND	ND	ND	ND	2.6	ND	ND	2.6
08/05/2002	A2793607	8021	ND	0.24 J	ND	ND	ND	ND	ND	ND	0.49 J	ND	ND	0.73
10/07/2002	A2999203	8021	ND	ND	ND	ND	ND	ND	ND	ND	ND	ND	ND	ND
01/15/2003	A3043010	8021	ND	ND	ND	ND	ND	ND	ND	ND	ND	ND	ND	ND
04/03/2003	A3315006	8021	ND	ND	ND	ND	ND	ND	ND	ND	ND	ND	ND	ND
07/03/2003	A3639707	8021	ND	ND	ND	ND	ND	ND	ND	ND	ND	ND	ND	ND
10/08/2003	A3978806	8021	ND	ND	ND	ND	ND	ND	ND	ND	ND	ND	ND	ND
01/07/2004	A4012308	8021	ND	ND	ND	ND	ND	ND	ND	ND	ND	ND	ND	ND
04/15/2004	A4337504	8021	ND	ND	ND	ND	ND	ND	ND	ND	ND	ND	ND	ND
06/29/2004	A4614508	8021	ND	ND	ND	ND	ND	ND	ND	ND	ND	ND	ND	ND
10/27/2004	A4A60304	8021	ND	ND	ND	ND	ND	ND	ND	ND	ND	ND	ND	ND
01/19/2005	A5050906	8260	ND	ND	ND	ND	ND	ND	ND	ND	0.53 J	ND	ND	0.53
04/04/2005	A5307803	8260	ND	ND	ND	ND	ND	ND	ND	ND	ND	ND	ND	ND
07/12/2005	A5725403	8260/5ML	ND	ND	ND	ND	ND	ND	ND	ND	ND	ND	ND	ND
07/21/2006	6G21018-05	8260B	ND	ND	ND	ND	3 B	ND	ND	ND	ND	ND	ND	3
07/17/2007	7G18027-02	8260B	ND	ND	ND	ND	ND	ND	ND	ND	ND	ND	ND	ND
07/17/2008	5418426	8260B	ND	ND	ND	ND	ND	ND	ND	ND	ND	ND	ND	ND
07/08/2009	5719618	8260B	ND	ND	ND	ND	ND	ND	ND	ND	ND	ND	ND	ND

ND - Not detected, indicates parameter was analyzed for, but not detected at or above the reporting limit.

To address the NYSDEC concerns regarding the presentation and plotting of nondetected values, the data for 2001 to 2004 has been reevaluated and interpreted as follows:

- 1) Nondetected concentrations have been represented as ND for reporting purposes.
- 2) Total VOCs have been recalculated and represented as the sum of the detected parameters shown on this table.
- 3) The method change to 8260 was approved by the NYSDEC and changed in January 2005.

FORMER CARBORUNDUM FACILITY

WHEATFIELD, NEW YORK

Well Id: B-66M

Date	Lab Sample Id	Method	Carbon tetrachloride (ug/L)	Chloroform (ug/L)	1,1-Dichloroethane (ug/L)	1,1-Dichloroethene (ug/L)	Methylene chloride (ug/L)	Trans-1,2-dichloroethene (ug/L)	Cis-1,2-dichloroethene (ug/L)	1,1,1-Trichloroethane (ug/L)	Trichloroethene (ug/L)	Tetrachloroethene (ug/L)	Vinyl chloride (ug/L)	Total (ug/L)
07/18/2002	A2732706	8021	ND	ND	ND	ND	ND	ND	ND	ND	5.2	ND	ND	5.2
08/05/2002	A2793608	8021	ND	0.35 J	ND	ND	ND	ND	ND	ND	2.6	ND	ND	2.95
10/07/2002	A2999202	8021	ND	ND	ND	ND	ND	ND	ND	ND	ND	ND	ND	ND
01/14/2003	A3043005	8021	ND	ND	ND	ND	ND	ND	0.38 J	ND	0.24 J	ND	ND	0.62
04/07/2003	A3320701	8021	ND	ND	ND	ND	ND	ND	ND	ND	ND	ND	ND	ND
07/03/2003	A3639704	8021	ND	ND	ND	ND	ND	ND	ND	ND	ND	ND	ND	ND
10/08/2003	A3978803	8021	ND	ND	ND	ND	ND	ND	ND	ND	ND	ND	ND	ND
01/07/2004	A4012311	8021	ND	ND	ND	ND	ND	ND	ND	ND	ND	ND	ND	ND
04/15/2004	A4337505	8021	ND	ND	ND	ND	ND	ND	ND	ND	ND	ND	ND	ND
06/28/2004	A4614505	8021	ND	ND	ND	ND	ND	ND	ND	ND	ND	ND	ND	ND
10/20/2004	A4A32108	8021	ND	ND	ND	ND	ND	ND	ND	ND	ND	ND	ND	ND
01/19/2005	A5050907	8260	ND	ND	ND	ND	ND	ND	ND	ND	ND	ND	ND	ND
04/04/2005	A5307802	8260	ND	ND	ND	ND	ND	ND	ND	ND	ND	ND	ND	ND
07/12/2005	A5725402	8260/5ML	ND	ND	ND	ND	ND	ND	ND	ND	ND	ND	ND	ND
07/13/2006	6G14009-01	8260B	ND	ND	ND	ND	ND	ND	ND	ND	ND	ND	ND	ND
07/17/2007	7G18027-05	8260B	ND	ND	ND	ND	ND	ND	ND	ND	ND	ND	ND	ND
07/17/2008	5418427	8260B	ND	ND	ND	ND	ND	ND	ND	ND	ND	ND	ND	ND
07/08/2009	5719614	8260B	ND	ND	ND	ND	ND	ND	ND	ND	ND	ND	ND	ND

ND - Not detected, indicates parameter was analyzed for, but not detected at or above the reporting limit.

To address the NYSDEC concerns regarding the presentation and plotting of nondetected values, the data for 2001 to 2004 has been reevaluated and interpreted as follows:

- 1) Nondetected concentrations have been represented as ND for reporting purposes.
- 2) Total VOCs have been recalculated and represented as the sum of the detected parameters shown on this table.
- 3) The method change to 8260 was approved by the NYSDEC and changed in January 2005.

FORMER CARBORUNDUM FACILITY

WHEATFIELD, NEW YORK

Well Id: B-67M

Date	Lab Sample Id	Method	Carbon tetrachloride (ug/L)	Chloroform (ug/L)	1,1-Dichloroethane (ug/L)	1,1-Dichloroethene (ug/L)	Methylene chloride (ug/L)	Trans-1,2-dichloroethene (ug/L)	Cis-1,2-dichloroethene (ug/L)	1,1,1-Trichloroethane (ug/L)	Trichloroethene (ug/L)	Tetrachloroethene (ug/L)	Vinyl chloride (ug/L)	Total (ug/L)
07/17/2002	A2732707	8021	ND	ND	ND	ND	ND	ND	ND	ND	ND	ND	ND	ND
08/05/2002	A2793613	8021	ND	ND	ND	ND	ND	ND	ND	ND	ND	ND	ND	ND
10/04/2002	A2986401	8021	ND	ND	ND	ND	ND	ND	ND	ND	ND	ND	ND	ND
01/14/2003	A3043006	8021	ND	ND	ND	ND	ND	ND	ND	ND	ND	ND	ND	ND
04/03/2003	A3315001	8021	ND	ND	ND	ND	ND	ND	ND	ND	ND	ND	ND	ND
07/03/2003	A3639705	8021	ND	ND	ND	ND	ND	ND	ND	ND	ND	ND	ND	ND
10/08/2003	A3978802	8021	ND	ND	ND	ND	ND	ND	ND	ND	ND	ND	ND	ND
01/07/2004	A4012310	8021	ND	ND	ND	ND	ND	ND	ND	ND	ND	ND	ND	ND
04/15/2004	A4337506	8021	ND	ND	ND	ND	ND	ND	ND	ND	ND	ND	ND	ND
06/28/2004	A4614506	8021	ND	ND	ND	ND	ND	ND	ND	ND	ND	ND	ND	ND
10/20/2004	A4A32109	8021	ND	ND	ND	ND	ND	ND	ND	ND	ND	ND	ND	ND
01/19/2005	A5050908	8260	ND	ND	ND	ND	ND	ND	ND	ND	0.35 J	ND	ND	0.35
04/04/2005	A5307801	8260	ND	ND	ND	ND	ND	ND	ND	ND	ND	ND	ND	ND
07/12/2005	A5725401	8260/5ML	ND	ND	ND	ND	ND	ND	ND	ND	ND	ND	ND	ND
07/13/2006	6G14009-02	8260B	ND	ND	ND	ND	3	ND	ND	ND	ND	ND	ND	3
07/17/2007	7G18027-04	8260B	ND	ND	ND	ND	ND	ND	ND	ND	ND	ND	ND	ND
07/17/2008	5418428	8260B	ND	ND	ND	ND	ND	ND	ND	ND	ND	ND	ND	ND
07/08/2009	5719615	8260B	ND	ND	ND	ND	ND	ND	ND	ND	ND	ND	ND	ND

ND - Not detected, indicates parameter was analyzed for, but not detected at or above the reporting limit.

To address the NYSDEC concerns regarding the presentation and plotting of nondetected values, the data for 2001 to 2004 has been reevaluated and interpreted as follows:

- 1) Nondetected concentrations have been represented as ND for reporting purposes.
- 2) Total VOCs have been recalculated and represented as the sum of the detected parameters shown on this table.
- 3) The method change to 8260 was approved by the NYSDEC and changed in January 2005.

FORMER CARBORUNDUM FACILITY

WHEATFIELD, NEW YORK

Well Id: DNAPL Sump														
Date	Lab Sample Id	Method	Carbon tetrachloride (ug/L)	Chloroform (ug/L)	1,1-Dichloroethane (ug/L)	1,1-Dichloroethene (ug/L)	Methylene chloride (ug/L)	Trans-1,2-dichloroethene (ug/L)	Cis-1,2-dichloroethene (ug/L)	1,1,1-Trichloroethane (ug/L)	Trichloroethene (ug/L)	Tetrachloroethene (ug/L)	Vinyl chloride (ug/L)	Total (ug/L)
04/25/2001	A1382102	8021	ND	ND	ND	ND	ND	ND	2300	ND	14000 D	ND	56	16356
07/12/2001	A1663804	8021	ND	ND	ND	ND	1.7 J	ND	120	ND	63	ND	2.5	187.2
01/25/2002	A2081502	8021	ND	ND	ND	13	1 J	15	4900 D	ND	1600 D	1.3	9.1	6539.4
04/19/2002	A2384301	8021	ND	ND	ND	ND	ND	ND	5900	ND	5000	ND	130	11030
07/16/2002	A2722915	8021	ND	ND	ND	ND	160	ND	3000	ND	5500	ND	240	8900
10/09/2002	A2A07506	8021	ND	ND	ND	ND	ND	ND	4400	ND	6600	ND	ND	11000
01/23/2003	A3075206	8021	ND	ND	ND	ND	ND	ND	2800	ND	16000	ND	ND	18800
04/10/2003	A3335401	8021	ND	ND	ND	ND	180	ND	2100	ND	2400	ND	190	4870
07/10/2003	A3654306	8021	ND	ND	ND	ND	ND	ND	1700	ND	3400	ND	110	5210

ND - Not detected, indicates parameter was analyzed for, but not detected at or above the reporting limit.

To address the NYSDEC concerns regarding the presentation and plotting of nondetected values, the data for 2001 to 2004 has been reevaluated and interpreted as follows:

- 1) Nondetected concentrations have been represented as ND for reporting purposes.
- 2) Total VOCs have been recalculated and represented as the sum of the detected parameters shown on this table.
- 3) The method change to 8260 was approved by the NYSDEC and changed in January 2005.

FORMER CARBORUNDUM FACILITY

WHEATFIELD, NEW YORK

Well Id: P-2

Date	Lab Sample Id	Method	Carbon tetrachloride (ug/L)	Chloroform (ug/L)	1,1-Dichloro-ethane (ug/L)	1,1-Dichloro-ethene (ug/L)	Methylene chloride (ug/L)	Trans-1,2-dichloro-ethene (ug/L)	Cis-1,2-dichloro-ethene (ug/L)	1,1,1-Trichloro-ethane (ug/L)	Trichloro-ethene (ug/L)	Tetrachloro-ethene (ug/L)	Vinyl chloride (ug/L)	Total (ug/L)
01/15/2001	A1041303	8021	ND	ND	ND	ND	ND	ND	74	ND	340	ND	ND	414
04/20/2001	A1366406	624	ND	ND	ND	ND	ND	ND	35	ND	320 D	ND	ND	355
07/13/2001	A1663813	8021	ND	ND	ND	ND	3.9	ND	39	ND	230	ND	ND	272.9
09/06/2001	A1858801	8021	ND	ND	ND	ND	110	ND	500	ND	4800	ND	ND	5410
10/15/2001	A1A17406	8021	ND	ND	ND	ND	58	ND	150	ND	3900	ND	ND	4108
01/24/2002	A2076711	8021	ND	ND	ND	ND	310	ND	740	560	8000	ND	ND	9610
04/19/2002	A2384302	8021	ND	ND	ND	ND	ND	ND	600	190	15000	ND	ND	15790
07/16/2002	A2722916	8021	ND	ND	ND	ND	610	ND	1500	1000	16000	ND	ND	19110
10/09/2002	A2A07507	8021	ND	ND	ND	ND	ND	ND	540	ND	12000	ND	ND	12540
04/09/2003	A3329402	8021	ND	ND	210	22	110	ND	390	1800	1200	ND	ND	3732
07/10/2003	A3654303	8021	ND	ND	ND	ND	ND	ND	860	400	7700	ND	ND	8960
10/13/2003	A3991301	8021	ND	ND	120	ND	100	ND	1200	870	7500	ND	ND	9790
01/07/2004	A4012402	8021	ND	ND	270	ND	ND	ND	1000	1800	7800	ND	120	10990
04/14/2004	A4331402	8021	ND	ND	180	ND	ND	ND	960	1800	9700	ND	ND	12640
07/07/2004	A4636803	8021	ND	ND	220	ND	ND	ND	1100	1100	12000	ND	ND	14420
10/08/2004	A4994502	8021	ND	ND	ND	ND	ND	ND	760	760	10000	ND	ND	11520
01/18/2005	A5051103	8260	ND	ND	ND	ND	ND	ND	860	1400	12000	ND	ND	14260
04/04/2005	A5307503	8260	ND	0.68 J	170 E	66 E	ND	7.7	810 E	1300 E	2500 E	1.9	20	4876.28
04/04/2005	A5307503DL	8260	ND	ND	ND	ND	ND	ND	580 D	1300 D	8200 D	ND	ND	10080
07/11/2005	A5724601	8260/5ML	ND	ND	70	ND	ND	ND	710	280	9200	ND	ND	10260
10/05/2005	A5B10701	8260	ND	ND	180	ND	ND	ND	530	1000	5400	ND	ND	7110
01/24/2006	A6089106	8260	ND	ND	170	ND	ND	ND	770	1200	8500	ND	ND	10640
04/12/2006	6D13005-04RE1	8260B	ND	ND	124	24	11	7	638	1020	7800 D	ND	18	9642
07/11/2006	6G12005-03	8260B	ND	ND	102	14	22	ND	621	411	6850 D	ND	13	8033
10/09/2006	6J10002-03	8260B	ND	ND	146	23	ND	6	322	1130 D	2770 D	ND	12	4409
01/10/2007	7A11003-04	8260B	ND	ND	135	17	12	ND	368	919	4950 D	ND	10	6411
04/03/2007	7D04039-01	8260B	ND	ND	110	23	164	9	792	897	9730 D	ND	24	11749
07/05/2007	7G06018-04	8260B	ND	ND	148	ND	ND	ND	10400	936	372	ND	ND	11856
10/10/2007	7J11002-01RE1	8260B	ND	ND	36	ND	ND	ND	2190	50	3380	ND	80	5736
01/07/2008	8A08003-09	8260B	ND	ND	86	ND	86	ND	629	722	524	ND	ND	2047
04/08/2008	8D09003-04	8260B	ND	ND	102	15	ND	ND	1290	382	366	ND	90	2245
07/16/2008	5417447	8260B	ND	ND	120	11 J	ND	6 J	2000	210	95	ND	390	2832
10/14/2008	5498678	8260B	ND	ND	190	3.1 J	ND	5 J	1200	120	97	ND	21	1636.1
01/21/2009	5582428	8260B	ND	ND	86	7.6	ND	5	920	100	280	ND	70	1468.6
04/16/2009	5649165	8260B	ND	ND	190	31	ND	5.1	780	1100	260	ND	160	2526.1
07/13/2009	5722296	8260B	ND	ND	82	19	ND	7.9 J	1700	350	420	ND	150	2728.9
10/07/2009	5800381	V-846 826	ND	ND	460	62	ND	2.9 J	500	2800	250	ND	65	4139.9

ND - Not detected, indicates parameter was analyzed for, but not detected at or above the reporting limit.

To address the NYSDEC concerns regarding the presentation and plotting of nondetected values, the data for 2001 to 2004 has been reevaluated and interpreted as follows:

- 1) Nondetected concentrations have been represented as ND for reporting purposes.
- 2) Total VOCs have been recalculated and represented as the sum of the detected parameters shown on this table.
- 3) The method change to 8260 was approved by the NYSDEC and changed in January 2005.

FORMER CARBORUNDUM FACILITY

WHEATFIELD, NEW YORK

Well Id: P-3

Date	Lab Sample Id	Method	Carbon tetrachloride (ug/L)	Chloroform (ug/L)	1,1-Dichloroethane (ug/L)	1,1-Dichloroethene (ug/L)	Methylene chloride (ug/L)	Trans-1,2-dichloroethene (ug/L)	Cis-1,2-dichloroethene (ug/L)	1,1,1-Trichloroethane (ug/L)	Trichloroethene (ug/L)	Tetrachloroethene (ug/L)	Vinyl chloride (ug/L)	Total (ug/L)
01/15/2001	A1041304	8021	ND	ND	ND	ND	ND	ND	2.4	ND	0.42 J	ND	ND	2.82
04/20/2001	A1366407	624	ND	ND	ND	ND	ND	ND	1.6	ND	1.5	ND	ND	3.1
07/11/2001	A1648715	8021	ND	ND	ND	ND	ND	ND	1.2	ND	0.38 J	ND	ND	1.58
10/16/2001	A1A17404	8021	ND	ND	ND	ND	ND	5.2	210	ND	69	ND	3.5	287.7
01/21/2002	A2066001	8021	ND	ND	ND	ND	ND	6.5	140	ND	ND	ND	ND	146.5
04/11/2002	A2348304	8021	ND	ND	ND	ND	ND	4.9	170	ND	ND	ND	8.4	183.3
07/12/2002	A2713910	8021	ND	ND	ND	ND	ND	5.8	120	ND	4	ND	3.5	133.3
10/08/2002	A2999305	8021	ND	ND	1.1	ND	ND	10	300	ND	4	ND	ND	315.1
04/09/2003	A3329502	8021	ND	ND	ND	ND	16	ND	52	ND	ND	ND	1.8	69.8
07/08/2003	A3649104	8021	ND	ND	ND	ND	3.8	6	230	ND	ND	ND	ND	239.8
10/13/2003	A3991407	8021	ND	ND	ND	ND	ND	8.2	230	ND	ND	ND	ND	238.2
01/09/2004	A4026203	8021	ND	ND	ND	ND	ND	3.1	110	ND	ND	ND	3.1	116.2
04/14/2004	A4331803	8021	ND	ND	ND	ND	ND	2.4	100	ND	4.3	ND	ND	106.7
07/06/2004	A4636509	8021	ND	ND	ND	2.5	ND	9.2	260 E	ND	3.1	ND	3	277.8
07/06/2004	A4636509DL	8021	ND	ND	ND	ND	5.4 DE	8.8 D	230 D	ND	ND	ND	ND	244.2
10/08/2004	A4994501	8021	ND	ND	ND	ND	ND	ND	200	ND	ND	ND	ND	200
01/12/2005	A5036201	8260	ND	ND	ND	ND	ND	2.8	98	ND	ND	ND	ND	100.8
04/04/2005	A5307703	8260	ND	ND	ND	ND	ND	3.2	110 E	ND	0.43 J	ND	1.9	115.53
04/04/2005	A5307703DL	8260	ND	ND	ND	ND	ND	2.1 D	90 D	ND	ND	ND	ND	92.1
07/08/2005	A5715301	8260/5ML	ND	ND	ND	ND	1.2 J	5.7	140	ND	ND	ND	ND	146.9
10/05/2005	A5B10603	8260	ND	ND	0.55 J	ND	ND	6	110 E	ND	0.69 J	ND	0.98 J	118.22
10/05/2005	A5B10603DL	8260	ND	ND	ND	ND	ND	5.9 D	120 D	ND	ND	ND	ND	125.9
01/24/2006	A6089110	8260	ND	ND	ND	ND	ND	2.2	69	ND	0.52 J	ND	1.1 J	72.82
04/12/2006	6D13005-01	8260B	ND	ND	ND	ND	ND	2	63	ND	ND	ND	ND	65
07/11/2006	6G12005-04	8260B	ND	ND	ND	ND	ND	5	123	ND	1	ND	ND	129
10/09/2006	6J10002-04	8260B	ND	ND	ND	ND	ND	4	88	ND	1	ND	ND	93
01/09/2007	7A10006-01	8260B	ND	ND	ND	ND	ND	1	49	ND	1	ND	ND	51
04/03/2007	7D04039-02	8260B	ND	ND	ND	ND	25 B	1	42	ND	ND	ND	ND	68
07/05/2007	7G06018-06	8260B	ND	ND	ND	ND	ND	3	85	ND	ND	ND	ND	88
10/10/2007	7J11002-09	8260B	ND	ND	ND	ND	ND	3	61	ND	ND	ND	ND	64
01/07/2008	8A08003-07	8260B	ND	ND	ND	ND	ND	1	25	ND	ND	ND	ND	26
04/08/2008	8D09003-02	8260B	ND	ND	ND	ND	3 B	2	67	ND	ND	ND	ND	72
07/16/2008	5417454	8260B	ND	ND	ND	ND	ND	3.6 J	92	ND	ND	ND	ND	95.6
10/14/2008	5498679	8260B	ND	ND	ND	ND	ND	1.5 J	55	ND	ND	ND	ND	56.5
01/21/2009	5582429	8260B	ND	ND	ND	ND	ND	1.3 J	33	ND	ND	ND	1.2 J	35.5
04/15/2009	5647723	8260B	ND	ND	ND	ND	ND	1.6 J	46	ND	ND	ND	1.7 J	49.3
07/08/2009	5719622	8260B	ND	ND	ND	ND	ND	5.4	120	ND	ND	ND	ND	125.4

ND - Not detected, indicates parameter was analyzed for, but not detected at or above the reporting limit.

To address the NYSDEC concerns regarding the presentation and plotting of nondetected values, the data for 2001 to 2004 has been reevaluated and interpreted as follows:

- 1) Nondetected concentrations have been represented as ND for reporting purposes.
- 2) Total VOCs have been recalculated and represented as the sum of the detected parameters shown on this table.
- 3) The method change to 8260 was approved by the NYSDEC and changed in January 2005.

FORMER CARBORUNDUM FACILITY

WHEATFIELD, NEW YORK

Well Id: P-3														
Date	Lab Sample Id	Method	Carbon tetrachloride (ug/L)	Chloroform (ug/L)	1,1-Dichloroethane (ug/L)	1,1-Dichloroethene (ug/L)	Methylene chloride (ug/L)	Trans-1,2-dichloroethene (ug/L)	Cis-1,2-dichloroethene (ug/L)	1,1,1-Trichloroethane (ug/L)	Trichloroethene (ug/L)	Tetrachloroethene (ug/L)	Vinyl chloride (ug/L)	Total (ug/L)
10/05/2009	5797970	V-846 826	ND	ND	ND	ND	ND	4 J	90	ND	ND	ND	ND	94

ND - Not detected, indicates parameter was analyzed for, but not detected at or above the reporting limit.

To address the NYSDEC concerns regarding the presentation and plotting of nondetected values, the data for 2001 to 2004 has been reevaluated and interpreted as follows:

- 1) Nondetected concentrations have been represented as ND for reporting purposes.
- 2) Total VOCs have been recalculated and represented as the sum of the detected parameters shown on this table.
- 3) The method change to 8260 was approved by the NYSDEC and changed in January 2005.

FORMER CARBORUNDUM FACILITY

WHEATFIELD, NEW YORK

Well Id: P-4

Date	Lab Sample Id	Method	Carbon tetrachloride (ug/L)	Chloroform (ug/L)	1,1-Dichloro-ethane (ug/L)	1,1-Dichloro-ethene (ug/L)	Methylene chloride (ug/L)	Trans-1,2-dichloro-ethene (ug/L)	Cis-1,2-dichloro-ethene (ug/L)	1,1,1-Trichloro-ethane (ug/L)	Trichloro-ethene (ug/L)	Tetrachloro-ethene (ug/L)	Vinyl chloride (ug/L)	Total (ug/L)
01/12/2001	A1035111	8021	ND	ND	ND	ND	1.8 J	0.66 J	18	ND	26	ND	2.6	49.06
04/19/2001	A1361311	624	ND	ND	ND	ND	ND	ND	2.9	0.23	9.6	ND	ND	12.73
07/11/2001	A1648714	8021	ND	ND	ND	ND	ND	0.23 J	18	ND	4.9	ND	ND	23.13
10/16/2001	A1A17403	8021	ND	ND	ND	ND	1.3 J	2	220	ND	42	ND	ND	265.3
01/21/2002	A2066002	8021	ND	ND	7.7	5.4	2.4 J	12	1600 D	3.8	490 D	ND	17	2138.3
04/11/2002	A2348305	8021	ND	ND	ND	ND	ND	ND	1000	ND	940	ND	ND	1940
07/12/2002	A2713911	8021	ND	ND	7.3	ND	ND	ND	1200	ND	360	ND	ND	1567.3
10/08/2002	A2999306	8021	ND	15	ND	ND	ND	ND	480	ND	140	ND	ND	635
04/09/2003	A3329503	8021	ND	ND	ND	ND	33	ND	510	ND	620	ND	ND	1163
07/08/2003	A3649106	8021	ND	ND	ND	ND	ND	ND	710	15	1000	ND	ND	1725
10/13/2003	A3991408	8021	ND	ND	23	ND	9.2	17	1700	25	920	ND	ND	2694.2
01/09/2004	A4026204	8021	ND	ND	26	ND	ND	14	1300	22	1400	ND	23	2785
04/14/2004	A4331804	8021	ND	ND	20	ND	ND	8	720	9.8	770	ND	15	1542.8
07/06/2004	A4636507	8021	ND	ND	40	ND	ND	ND	1300	31	1400	ND	49	2820
10/08/2004	A4994503	8021	ND	ND	31	ND	ND	ND	1100	ND	1200	ND	33	2364
01/12/2005	A5036202	8260	ND	ND	ND	ND	ND	ND	650	ND	1200	ND	43	1893
04/04/2005	A5307702	8260	ND	ND	13	ND	ND	ND	560	ND	870	ND	26	1469
07/11/2005	A5724701	8260/5ML	ND	ND	21	6.7	ND	12	830	8.2	880	ND	10	1767.9
10/05/2005	A5B10604	8260	ND	ND	33	9.3	ND	16	1200 E	20	1000 E	ND	ND	2278.3
10/05/2005	A5B10604DL	8260	ND	ND	30 D	ND	ND	15 D	1200 D	16 D	910 D	ND	ND	2171
01/23/2006	A6084706	8260	ND	ND	20	ND	ND	11	850	13	1500	ND	32	2426
04/12/2006	6D13005-02RE1	8260B	ND	ND	15	ND	ND	8	583 D	10	998	ND	11	1625
07/11/2006	6G12005-05	8260B	ND	ND	20	6	4	12	700 D	9	869 D	ND	ND	1620
10/09/2006	6J10002-05	8260B	ND	ND	30	8	ND	16	1180 D	27	1100 D	ND	ND	2361
01/05/2007	7A05012-05	8260B	ND	ND	23	6	2 B	11	734 D	20	2080 D	ND	26	2902
04/03/2007	7D04039-03	8260B	ND	ND	7	3	ND	7	394 D	7	1190 D	ND	6	1614
07/05/2007	7G06018-07	8260B	ND	ND	ND	ND	ND	ND	499	ND	579	ND	ND	1078
10/09/2007	7J10006-04	8260B	ND	ND	9	ND	ND	8	570	ND	636	ND	ND	1223
01/07/2008	8A08003-06	8260B	ND	ND	15	ND	22	10	689	8	601	ND	ND	1345
04/08/2008	8D09003-06	8260B	ND	ND	12	ND	ND	7	431	13	1680 D	ND	ND	2143
07/16/2008	5417453	8260B	ND	ND	9.6	3 J	ND	7	470	6.3	610	ND	ND	1105.9
10/14/2008	5498682	8260B	ND	ND	8	1.7 J	ND	8	460	5.1	530	ND	ND	1012.8
01/14/2009	5577587	8260B	ND	ND	24	7.9	ND	11	720	38	1200	ND	2 J	2002.9
04/14/2009	5646771	8260B	ND	ND	12	3.5 J	ND	6.1 J	370	23	1600	ND	3.9 J	2018.5
07/09/2009	5720680	8260B	ND	ND	6.6	2.3 J	ND	6.8	390	5.6	490	ND	ND	901.3
10/05/2009	5797961	V-846 8260	ND	ND	10	3.1 J	ND	6.7 J	560	9.2 J	780	ND	ND	1369

ND - Not detected, indicates parameter was analyzed for, but not detected at or above the reporting limit.

To address the NYSDEC concerns regarding the presentation and plotting of nondetected values, the data for 2001 to 2004 has been reevaluated and interpreted as follows:

- 1) Nondetected concentrations have been represented as ND for reporting purposes.
- 2) Total VOCs have been recalculated and represented as the sum of the detected parameters shown on this table.
- 3) The method change to 8260 was approved by the NYSDEC and changed in January 2005.

FORMER CARBORUNDUM FACILITY

WHEATFIELD, NEW YORK

Well Id: PW-1

Date	Lab Sample Id	Method	Carbon tetrachloride (ug/L)	Chloroform (ug/L)	1,1-Dichloro-ethane (ug/L)	1,1-Dichloro-ethene (ug/L)	Methylene chloride (ug/L)	Trans-1,2-dichloro-ethene (ug/L)	Cis-1,2-dichloro-ethene (ug/L)	1,1,1-Trichloro-ethane (ug/L)	Trichloro-ethene (ug/L)	Tetrachloro-ethene (ug/L)	Vinyl chloride (ug/L)	Total (ug/L)
01/12/2001	A1035112	8021	ND	ND	ND	ND	5.6	ND	71	ND	150	ND	ND	226.6
04/20/2001	A1366403	624	ND	ND	ND	ND	ND	2.4	84	ND	330 D	ND	1.9	418.3
07/11/2001	A1648702	8021	ND	ND	ND	ND	2.9	1.3	83	ND	140	ND	4.7	231.9
09/07/2001	A1863501	8021	ND	ND	ND	ND	38	ND	1500	ND	2500	ND	ND	4038
10/16/2001	A1A17402	8021	ND	ND	ND	ND	ND	ND	2700	ND	40000	ND	ND	42700
01/23/2002	A2076705	8021	ND	ND	ND	ND	1500	ND	880	ND	2000	ND	ND	4380
04/18/2002	A2378804	8021	ND	ND	ND	ND	23	ND	240	ND	1200	ND	ND	1463
07/16/2002	A2722914	8021	ND	ND	ND	ND	60	ND	520	ND	1800	ND	ND	2380
10/09/2002	A2A07508	8021	ND	ND	ND	ND	ND	ND	27000	ND	140000	ND	ND	167000
01/24/2003	A3075208	8021	ND	ND	ND	ND	ND	ND	920	ND	2100	ND	26	3046
04/09/2003	A3329403	8021	ND	ND	ND	ND	ND	ND	560	ND	1900	ND	ND	2460
07/10/2003	A3654305	8021	ND	ND	ND	ND	ND	ND	1200	ND	3800	ND	ND	5000
10/13/2003	A3991302	8021	ND	ND	ND	ND	ND	ND	1200	ND	3600	ND	ND	4800
01/09/2004	A4026101	8021	ND	ND	ND	ND	ND	18	380	ND	1300	ND	25	1723
04/14/2004	A4331403	8021	ND	ND	ND	ND	ND	ND	1400	ND	4500	ND	ND	5900
07/06/2004	A4636805	8021	ND	ND	ND	ND	ND	ND	540	ND	1600	ND	43	2183
10/07/2004	A4994204	8021	ND	ND	ND	ND	ND	ND	170	ND	130	ND	ND	300
01/12/2005	A5036101	8260	ND	ND	6.9	4.5	ND	6.1	900 E	5.5	2700 E	ND	ND	3623
01/12/2005	A5036101DL	8260							600 D		2400 D			3000
04/04/2005	A5307501	8260	ND	ND	1.2	0.61 J	ND	1.9	190 E	0.71 J	650 E	2	6.8	853.22
04/04/2005	A5307501DL	8260	ND	ND	ND	ND	ND	ND	350 D	ND	1500 BD	ND	ND	1850
07/11/2005	A5724602	8260/5ML	ND	ND	5.3	ND	ND	ND	410	ND	1100 E	ND	18	1533.3
07/11/2005	A5724602DL	8260/5ML	ND	ND	ND	ND	ND	ND	320 D	ND	870 D	ND	15 D	1205
10/05/2005	A5B10702	8260	ND	ND	ND	ND	ND	ND	390	11	1300	ND	13	1714
01/26/2006	A6102404	8260	ND	ND	2.3	0.69 J	ND	1.9	160 E	2.5	700 E	ND	2.4	869.79
01/26/2006	A6102404DL	8260	ND	ND	ND	ND	ND	ND	200 D	ND	900 D	ND	7.5 D	1107.5
04/13/2006	6D14002-07RE1	8260B	ND	ND	2	ND	ND	2	146	ND	636 D	ND	6	792
07/11/2006	6G12005-01	8260B	ND	ND	2	ND	4	2	143	2	449 D	ND	ND	602
10/09/2006	6J10002-02	8260B	ND	ND	ND	ND	ND	2	114	ND	871 D	ND	3	990
01/09/2007	7A10006-02	8260B	ND	ND	3	ND	ND	2	185	3	638 D	ND	7	838
04/03/2007	7D04039-04	8260B	ND	ND	6	2	ND	3	302 D	6	1040 D	ND	20	1379
07/05/2007	7G06018-05RE1	8260B	ND	ND	ND	ND	ND	ND	68	ND	235	ND	6	309
10/09/2007	7J10006-07	8260B	ND	ND	4	ND	ND	3	304	ND	1090 D	ND	13	1414
01/07/2008	8A08003-08	8260B	ND	ND	ND	ND	31	ND	84	ND	463	ND	ND	578
04/08/2008	8D09003-03	8260B	ND	ND	12	ND	16 B	ND	455	7	1690 D	ND	31	2211
07/21/2008	5420903	8260B	ND	ND	1.3 J	ND	ND	1.6 J	120	ND	1500	ND	7.5	1630.4
10/14/2008	5498687	8260B	ND	ND	110 J	54 J	ND	60 J	10000	ND	41000	ND	180 J	51404

ND - Not detected, indicates parameter was analyzed for, but not detected at or above the reporting limit.

To address the NYSDEC concerns regarding the presentation and plotting of nondetected values, the data for 2001 to 2004 has been reevaluated and interpreted as follows:

- 1) Nondetected concentrations have been represented as ND for reporting purposes.
- 2) Total VOCs have been recalculated and represented as the sum of the detected parameters shown on this table.
- 3) The method change to 8260 was approved by the NYSDEC and changed in January 2005.

FORMER CARBORUNDUM FACILITY

WHEATFIELD, NEW YORK

Well Id: PW-1

Date	Lab Sample Id	Method	Carbon tetrachloride (ug/L)	Chloroform (ug/L)	1,1-Dichloroethane (ug/L)	1,1-Dichloroethene (ug/L)	Methylene chloride (ug/L)	Trans-1,2-dichloroethene (ug/L)	Cis-1,2-dichloroethene (ug/L)	1,1,1-Trichloroethane (ug/L)	Trichloroethene (ug/L)	Tetrachloroethene (ug/L)	Vinyl chloride (ug/L)	Total (ug/L)
01/13/2009	5576508	8260B	ND	ND	18	5	ND	5.6	570	17	2100	ND	30	2745.6
04/15/2009	5647722	8260B	ND	ND	11	2.8 J	ND	3.6 J	400	11	1300	ND	19	1747.4
07/07/2009	5718471	8260B	ND	ND	1.6 J	ND	ND	1.6 J	110	1.1 J	430	ND	5.6	549.9
10/07/2009	5800383	V-846 826	ND	ND	2.3 J	0.85 J	ND	1.9 J	160	2 J	470	ND	9.3	646.35

ND - Not detected, indicates parameter was analyzed for, but not detected at or above the reporting limit.

To address the NYSDEC concerns regarding the presentation and plotting of nondetected values, the data for 2001 to 2004 has been reevaluated and interpreted as follows:

- 1) Nondetected concentrations have been represented as ND for reporting purposes.
- 2) Total VOCs have been recalculated and represented as the sum of the detected parameters shown on this table.
- 3) The method change to 8260 was approved by the NYSDEC and changed in January 2005.

FORMER CARBORUNDUM FACILITY

WHEATFIELD, NEW YORK

Well Id: PW-2

Date	Lab Sample Id	Method	Carbon tetrachloride (ug/L)	Chloroform (ug/L)	1,1-Dichloroethane (ug/L)	1,1-Dichloroethene (ug/L)	Methylene chloride (ug/L)	Trans-1,2-dichloroethene (ug/L)	Cis-1,2-dichloroethene (ug/L)	1,1,1-Trichloroethane (ug/L)	Trichloroethene (ug/L)	Tetrachloroethene (ug/L)	Vinyl chloride (ug/L)	Total (ug/L)
01/15/2001	A1041301	8021	ND	ND	ND	ND	1.6 J	ND	24	ND	44	ND	ND	69.6
04/19/2001	A1361314	624	ND	ND	ND	ND	ND	ND	1.4	ND	17	ND	ND	18.4
07/13/2001	A1663811	8021	ND	1.5	ND	ND	5.3	ND	24	ND	88	ND	ND	118.8
10/15/2001	A1A17405	8021	ND	ND	ND	ND	ND	ND	370	ND	3700	ND	ND	4070
01/23/2002	A2076704	8021	ND	ND	ND	ND	2 J	ND	7.8	ND	55	ND	ND	64.8
04/18/2002	A2378805	8021	ND	ND	ND	ND	ND	ND	2.4	ND	17	ND	ND	19.4
07/16/2002	A2722913	8021	ND	ND	ND	ND	2.6	ND	16	ND	110	ND	ND	128.6
10/09/2002	A2A07509	8021	ND	ND	ND	ND	ND	ND	88	ND	640	ND	ND	728
01/23/2003	A3075205	8021	ND	ND	ND	ND	ND	ND	31	ND	270	ND	ND	301
04/09/2003	A3329401	8021	ND	ND	ND	ND	ND	ND	5	ND	85	ND	ND	90

ND - Not detected, indicates parameter was analyzed for, but not detected at or above the reporting limit.

To address the NYSDEC concerns regarding the presentation and plotting of nondetected values, the data for 2001 to 2004 has been reevaluated and interpreted as follows:

- 1) Nondetected concentrations have been represented as ND for reporting purposes.
- 2) Total VOCs have been recalculated and represented as the sum of the detected parameters shown on this table.
- 3) The method change to 8260 was approved by the NYSDEC and changed in January 2005.

FORMER CARBORUNDUM FACILITY

WHEATFIELD, NEW YORK

Well Id: PW-3

Date	Lab Sample Id	Method	Carbon tetrachloride (ug/L)	Chloroform (ug/L)	1,1-Dichloro-ethane (ug/L)	1,1-Dichloro-ethene (ug/L)	Methylene chloride (ug/L)	Trans-1,2-dichloro-ethene (ug/L)	Cis-1,2-dichloro-ethene (ug/L)	1,1,1-Trichloro-ethane (ug/L)	Trichloro-ethene (ug/L)	Tetrachloro-ethene (ug/L)	Vinyl chloride (ug/L)	Total (ug/L)
10/13/2003	A3991406	8021	ND	ND	ND	5	ND	4.8	840 D	ND	1500 D	2.8	40 D	2392.6
01/07/2004	A4012401	8021	ND	ND	ND	ND	ND	ND	490	ND	1800	ND	ND	2290
04/14/2004	A4331401	8021	ND	ND	ND	ND	ND	ND	460	ND	2400	ND	ND	2860
07/07/2004	A4636804	8021	ND	ND	ND	ND	ND	ND	440	ND	1300	20	36	1796
10/13/2004	A4A09404	8021	ND	ND	ND	3.1	ND	2.5	490 D	ND	1200 D	4.1	3.1	1702.8
01/12/2005	A5036105	8260	ND	ND	ND	ND	ND	ND	700	ND	4000 E	ND	ND	4700
01/12/2005	A5036105DL	8260							460 D		2200 D			2660
04/04/2005	A5307502	8260	ND	ND	ND	2	ND	3.8	570 E	ND	1800 E	35	4.9	2415.7
04/04/2005	A5307502DL	8260	ND	ND	ND	ND	ND	ND	500 D	ND	3700 BD	ND	ND	4200
07/11/2005	A5724603	8260/5ML	ND	ND	ND	ND	ND	ND	1400	ND	3200	ND	36	4636
10/05/2005	A5B10703	8260	ND	ND	ND	ND	ND	ND	800	ND	1500	ND	ND	2300
01/24/2006	A6089105	8260	ND	ND	ND	ND	ND	ND	450	ND	3100 E	18	ND	3568
01/24/2006	A6089105DL	8260	ND	ND	ND	ND	ND	ND	520 D	ND	3700 D	23 D	ND	4243
04/13/2006	6D14002-06RE1	8260B	ND	ND	ND	ND	ND	1	298 D	ND	946 D	10	4	1259
07/11/2006	6G12005-02	8260B	ND	ND	ND	5	3	5	1150 D	ND	3150 D	8	5	4326
10/09/2006	6J10002-06	8260B	ND	ND	ND	4	ND	6	1550 D	ND	4620 D	3	4	6187
01/09/2007	7A10006-05	8260B	ND	ND	ND	ND	39	ND	437	ND	1940 D	21	ND	2437
04/03/2007	7D04039-05	8260B	ND	ND	ND	2	ND	3	540 D	ND	2250 D	18	9	2822
07/05/2007	7G06018-02	8260B	ND	ND	ND	ND	ND	ND	1320	ND	3120	ND	61	4501
10/09/2007	7J10006-06	8260B	ND	ND	ND	ND	ND	ND	1400	ND	4220 D	ND	ND	5620
01/07/2008	8A08003-04RE1	8260B	ND	ND	ND	ND	ND	ND	849	ND	362	ND	24	1235
04/08/2008	8D09003-05	8260B	ND	ND	ND	ND	35 B	12	2910 D	ND	2120 D	ND	154	5231
07/16/2008	5417446	8260B	ND	ND	ND	8	ND	5.2	770	ND	630	ND	130	1543.2
10/14/2008	5498677	8260B	ND	ND	ND	10 J	ND	6.4 J	1000	ND	1400	ND	31	2447.4
01/15/2009	5578620	8260B	ND	ND	ND	3.2 J	ND	2.7 J	630	ND	2000	ND	48	2683.9
04/13/2009	5647718	8260B	ND	ND	ND	4.5 J	ND	ND	730	ND	2200	ND	50	2984.5
07/07/2009	5718469	8260B	ND	ND	ND	19 J	ND	15 J	2600	ND	5000	ND	17 J	7651
10/06/2009	5799011	V-846 8260	ND	ND	ND	11 J	ND	8.6 J	1700	ND	5500	ND	8 J	7227.6

ND - Not detected, indicates parameter was analyzed for, but not detected at or above the reporting limit.

To address the NYSDEC concerns regarding the presentation and plotting of nondetected values, the data for 2001 to 2004 has been reevaluated and interpreted as follows:

- 1) Nondetected concentrations have been represented as ND for reporting purposes.
- 2) Total VOCs have been recalculated and represented as the sum of the detected parameters shown on this table.
- 3) The method change to 8260 was approved by the NYSDEC and changed in January 2005.

FORMER CARBORUNDUM FACILITY

WHEATFIELD, NEW YORK

Well Id: PW-4

Date	Lab Sample Id	Method	Carbon tetrachloride (ug/L)	Chloroform (ug/L)	1,1-Dichloroethane (ug/L)	1,1-Dichloroethene (ug/L)	Methylene chloride (ug/L)	Trans-1,2-dichloroethene (ug/L)	Cis-1,2-dichloroethene (ug/L)	1,1,1-Trichloroethane (ug/L)	Trichloroethene (ug/L)	Tetrachloroethene (ug/L)	Vinyl chloride (ug/L)	Total (ug/L)
01/21/2009	5582430	8260B	ND	ND	ND	ND	ND	ND	8.4	ND	55	ND	ND	63.4
04/16/2009	5649166	8260B	ND	ND	ND	ND	ND	ND	2.7 J	ND	21	ND	ND	23.7
07/13/2009	5722294	8260B	ND	ND	ND	ND	ND	ND	62	ND	350	ND	1.4 J	413.4
10/06/2009	5799007	V-846 826	ND	ND	1.2 J	ND	ND	ND	62	6.3	480	ND	1.5 J	551

ND - Not detected, indicates parameter was analyzed for, but not detected at or above the reporting limit.

To address the NYSDEC concerns regarding the presentation and plotting of nondetected values, the data for 2001 to 2004 has been reevaluated and interpreted as follows:

- 1) Nondetected concentrations have been represented as ND for reporting purposes.
- 2) Total VOCs have been recalculated and represented as the sum of the detected parameters shown on this table.
- 3) The method change to 8260 was approved by the NYSDEC and changed in January 2005.

FORMER CARBORUNDUM FACILITY

WHEATFIELD, NEW YORK

Well Id: Quarry Pond														
Date	Lab Sample Id	Method	Carbon tetrachloride (ug/L)	Chloroform (ug/L)	1,1-Dichloroethane (ug/L)	1,1-Dichloroethene (ug/L)	Methylene chloride (ug/L)	Trans-1,2-dichloroethene (ug/L)	Cis-1,2-dichloroethene (ug/L)	1,1,1-Trichloroethane (ug/L)	Trichloroethene (ug/L)	Tetrachloroethene (ug/L)	Vinyl chloride (ug/L)	Total (ug/L)
04/24/2001	A1375203	8021	ND	ND	ND	ND	ND	ND	ND	ND	ND	ND	ND	ND
10/19/2001	A1A28803	8021	ND	ND	ND	ND	ND	ND	ND	ND	ND	ND	ND	ND
04/12/2002	A2351701	8021	ND	ND	ND	ND	ND	ND	ND	ND	ND	ND	ND	ND
07/11/2002	A2708312	8021	ND	ND	ND	ND	ND	ND	ND	ND	ND	ND	ND	ND
10/07/2002	A2999206	8021	ND	ND	ND	ND	ND	ND	ND	ND	ND	ND	ND	ND
04/08/2003	A3329703	8021	ND	ND	ND	ND	ND	ND	ND	ND	ND	ND	ND	ND
10/10/2003	A3983803	8021	ND	ND	ND	ND	ND	ND	ND	ND	ND	ND	ND	ND
04/13/2004	A4331503	8021	ND	ND	ND	ND	ND	ND	ND	ND	ND	ND	ND	ND
10/26/2004	A4A60301	8021	ND	ND	ND	ND	ND	ND	ND	ND	ND	ND	ND	ND
04/05/2005	A5317607	8260	ND	ND	ND	ND	ND	ND	ND	ND	ND	ND	ND	ND
10/06/2005	A5B19701	8260	ND	ND	ND	ND	ND	ND	ND	ND	ND	ND	ND	ND
04/13/2006	6D14002-04	8260B	ND	ND	ND	ND	ND	ND	ND	ND	ND	ND	ND	ND
10/10/2006	6J11002-10	8260B	ND	ND	ND	ND	ND	ND	ND	ND	ND	ND	ND	ND
10/11/2007	7J12012-06	8260B	ND	ND	ND	ND	2	ND	ND	ND	ND	ND	ND	2
04/16/2008	8D16026-02	8260B	ND	ND	ND	ND	3 B	ND	ND	ND	ND	ND	ND	3
10/14/2008	5498681	8260B	ND	ND	ND	ND	ND	ND	ND	ND	ND	ND	ND	ND
04/20/2009	5651168	8260B	ND	ND	ND	ND	ND	ND	ND	ND	ND	ND	ND	ND
10/06/2009	5799014	V-846 826	ND	ND	ND	ND	ND	ND	ND	ND	ND	ND	ND	ND

ND - Not detected, indicates parameter was analyzed for, but not detected at or above the reporting limit.

To address the NYSDEC concerns regarding the presentation and plotting of nondetected values, the data for 2001 to 2004 has been reevaluated and interpreted as follows:

- 1) Nondetected concentrations have been represented as ND for reporting purposes.
- 2) Total VOCs have been recalculated and represented as the sum of the detected parameters shown on this table.
- 3) The method change to 8260 was approved by the NYSDEC and changed in January 2005.

**APPENDIX C
SPDES PERMIT
AND
INSTITUTIONAL AND ENGINEERING CONTROLS CERTIFICATION
FORMS**

New York State Department of Environmental Conservation


Division of Environmental Permits, 4th Floor

625 Broadway, Albany, New York 12233-1750

Phone: (518) 402-9167 • FAX: (518) 402-9168

Website: www.dec.state.ny.us

NOV 27 2006



Denise M. Sheehan
Commissioner

NOV 21 2006

FACILITY INFORMATION

ELM HOLDINGS INC. C/O BP EXPLORATION
WILLIAM B BARBER
4850 EAST 49TH STREET
MBC3-147
CUYAHOGA HEIGHTS OHIO 44125

NAME: FORMER CARBORUNDUM
COMPLEX
LOCATION: (T) WHEATFIELD
COUNTY: NIAGARA
SPDES NO: NY 000 1988
DEC ID NO. 9-2940-00059-00003

Dear SPDES Permittee:

Enclosed please find a validated NOTICE/RENEWAL APPLICATION/PERMIT form renewing your State Pollutant Discharge Elimination System (SPDES) permit for the referenced facility. This validated form, together with the previously issued permit (see issuance date of this permit in Part 3 of the NOTICE/RENEWAL APPLICATION/PERMIT form), and any subsequent permit modifications constitute authorization to discharge wastewater in accordance with all terms, conditions and limitations specified therein.

The instructions and other information that you received with the NOTICE/RENEWAL APPLICATION/PERMIT package fully described procedures for renewal and modification of your SPDES permit under the Environmental Benefit Permit Strategy (EBPS). As a reminder, SPDES permits are renewed at a central location in Albany in order to make the process more efficient. All other concerns with your permit such as applications for permit modifications, permit transfers to a new owner, name changes, and other questions should be directed to the Regional Permit Administrator at the following address:

Steve Doleski
NYSDEC REGION 9
270 Michigan Avenue
Buffalo, NY 14203-2999
(716) 851-7165

If you have already filed an application for modification of your permit, it will be processed separately through our regional office. If you have questions concerning this permit renewal, please contact Lynn Kaplan at (518) 402-9165.

Sincerely,

William R. Albanese

Chief Permit Administrator

Enclosure

cc: RPA
RWE
BWP

NEW YORK STATE DEPARTMENT OF ENVIRONMENTAL CONSERVATION
State Pollutant Discharge Elimination System (SPDES)
NOTICE / RENEWAL APPLICATION / PERMIT



Please read ALL instructions on the back before completing this application form. Please TYPE or PRINT clearly in ink.

PART 1 - NOTICE

06/12/2006

Permittee Contact Name, Title, Address

Facility and SPDES Permit Information

Elm Holdings Inc. C/O BP Exploration
William B. Barber
4850 East 49th Street
MBC3 - 147
Cuyahoga Heights, Ohio 44125

Name: FORMER CARBORUNDUM COMPLEX - COR!
 Ind. Code: 9511 County: NIAGARA
 DEC No.: 9-2940-00059/00003
 SPDES No.: NY 000 1988
 Expiration Date: 04/01/2007
 Application Due By: 10/03/2006

Are these name(s) & address(es) correct? if not, please write corrections above.

The State Pollutant Discharge Elimination System Permit for the facility referenced above expires on the date indicated. You are required by law to file a complete renewal application at least 180 days prior to expiration of your current permit. Note the "Application Due By" date above.

CAUTION: This short application form and attached questionnaire are the only forms acceptable for permit renewal. Sign Part 2 below and mail only this form and the completed questionnaire using the enclosed envelope. Effective April 1, 1994 the Department no longer assesses SPDES application fees.

If there are changes to your discharge, or to operations affecting the discharge, then in addition to this renewal application, you must also submit a separate permit modification application to the Regional Permit Administrator for the DEC region in which the facility is located, as required by your current permit. See the reverse side of this page for instructions on filing a modification request.

PART 2 - RENEWAL APPLICATION

CERTIFICATION: I hereby affirm that under penalty of perjury that the information provided on this form and all attachments submitted herewith is true to the best of my knowledge and belief. False statements made herein are punishable as a Class A misdemeanor pursuant to section 210.45 of the Penal Law.

William B. Barber, Environmental Manager

Name of person signing application (see instructions on back)

Title

William B. Barber

Sept. 26, 2006

Signature

Date

PART 3 - PERMIT (Below this line - Official Use Only)

Effective Date:

4/1/07

Expiration Date:

3/31/12

William R. Adriance

Address:

NYSDEC - Division of Environmental Permits
 Bureau of Environmental Analysis
 625 Broadway, Albany, NY 12233-1750

Permit Administrator

William R. Adriance

NOV 21 2006

Signature

Date

This permit together with the previous valid permit for this facility issued *4/1/02* and subsequent modifications constitute authorization to discharge wastewater in accordance with all terms, conditions and limitations specified in the previously issued valid permit, modifications thereof or issued as part of this permit, including any special or general conditions attached hereto. Nothing in this permit shall be deemed to waive the Department's authority to initiate a modification of this permit on the grounds specified in 6NYCRR §621.14, 6NYCRR §754.4 or 6NYCRR §757.1 existing at the time this permit is issued or which arise thereafter.

Attachments: General Conditions dated *1/23*

05 OCT -2 PM 1:23

RECEIVED NYSDEC



NEW YORK STATE DEPARTMENT OF ENVIRONMENTAL CONSERVATION

Please enter the
numbers from your
current permit:

DEC Number: 9 - 2940 - 00059 / 0000 - 3
SPDES Number: NY 0001988

SPDES RENEWAL APPLICATION QUESTIONNAIRE

THIS PAGE MUST BE COMPLETED AND RETURNED WITH YOUR COMPLETED APPLICATION

Please TYPE or PRINT neatly using adequate pressure to make ALL copies legible. Keep a copy for your records.

1. Has the SPDES permit for your facility been modified in the past 5 years ☐ YES ☒ NO
2. Dischargers who use, manufacture, store, handle or discharge toxic or hazardous pollutants are subject to Industrial Best Management Practices (BMP) plan requirements for toxic or hazardous substances. A BMP plan prevents or minimizes the potential for release of pollutants to receiving waters from such ancillary industrial activities, including material storage areas; plant site runoff; in-plant transfer; process and material storage areas; loading and unloading operations, and sludge and waste disposal areas.

Does your facility conduct ancillary activities as described above, which are not covered by BMP requirements in your current permit? ☐ YES ☒ NO

Please indicate which of the following best describes the situation at your facility:

- ☐ None of the concerns on the "Self Evaluation List" seem to apply to my facility at this time and I will not be applying for a modification of the SPDES permit in the foreseeable future.
- ☐ Yes, some of the items on the "Self Evaluation List" have led me to believe that the permit for this facility needs to be modified. I already have a complete modification application pending with the Department.
- ☐ Yes, some of the items on the "Self Evaluation List" have led me to believe that the SPDES permit for this facility may need to be Modified. I have requested the appropriate forms by phone OR I have completed and attached the "Request For SPDES Application Forms" (included in this renewal package) to allow me to submit a permittee-initiated Modification application. See The "Request For SPDES Application Forms" page for a toll free 800 number.
- ☒ The items on the "Self Evaluation List" have left me unable to conclude whether my permit needs to be modified at this time. I am reporting the following general concerns about my permit:

1. With NYSDEC approval one of the recovery wells (PW-2) was taken off-line in 2003, resulting in a reduction of flow to the treatment system, and therefore, a reduction in flow at the SPDES outfall (01A). Average throughput is 28.0 GPM for the first six months of 2006.

2. Two of four pre-treatment water filters have been removed to accommodate the installation of a tray air stripper. The two remaining water filters are planned for replacement.

3. The new tray stripper and blower, installed (with NYSDEC approval on 10/14/05) to replace the existing tower strippers, is scheduled to be brought on-line in the near future. When in operation, the maximum allowable throughput is 100GPM. The DEC has stated that they will modify the permit to reflect this change in flow, and re-evaluate any changes to the nickel and silver action levels.

DISTRIBUTION:

Regional Water Engineer
Regional Permit Administrator
Central Office (BWP)

Discharge Elimination System (SPDES)
DISCHARGE PERMIT
Special Conditions (Part I), Page 1 of 6

Industrial Code: 9511
Discharge Class (CL): 03
Toxic Class (TX): T
Major Drainage Basin: 01
Sub Drainage Basin: 01
Water Index Number: O-158-8
Compact Area: IJC

SPDES Number: NY-0001988
DEC Number: 9-2940-00059/00003
Effective Date (EDP): 04/01/1997
Expiration Date (ExpD): 04/01/2002
Modification Dates: 04/01/1998, 09/04/2001
Attachment(s): General Conditions (Part II) Date: 11/90

This SPDES permit is issued in compliance with Title 8 of Article 17 of the Environmental Conservation Law of New York State and in compliance with the Clean Water Act, as amended, (33 U.S.C. §1251 et seq.) (hereinafter referred to as "the Act").

PERMITTEE NAME AND ADDRESS

Name: Elm Holdings, Incorporated
Street: 4850 East 49th Street, MBC3 - 146
City: Cuyahoga Heights

Attention: Mr. Werner A. Sicvol
Senior Project Manager
State: Ohio Zip Code: 44125

is authorized to discharge from the facility described below:

FACILITY NAME AND ADDRESS

Name: Former Carborundum Complex (Cory Road)
Location (C,T,V): Wheatfield (T)
Facility Address: 2040 Cory Road
City: Sanborn

County: Niagara

State: NY Zip Code: 14132

NYTM -E: 179.4

NYTM -N: 4782.5

From Outfall No.: 01 A

at Latitude: 43 ° 07 ' 07 " & Longitude: 78 ° 56 ' 24 "

into receiving waters known as: Cayuga Creek

Class: C

and; (list other Outfalls, Receiving Waters & Water Classifications)

in accordance with the effluent limitations, monitoring requirements and other conditions set forth in Special Conditions (Part I) and General Conditions (Part II) of this permit.

DISCHARGE MONITORING REPORT (DMR) MAILING ADDRESS

Mailing Name: Elm Holdings, Incorporated, c/o BP Amoco Company
Street: 4850 East 49th Street, Room MBC3-146
City: Cuyahoga Heights
Responsible Official or Agent: Mr. Werner A. Sicvol, Sr. Project Manager

State: Ohio Zip Code: 44125
Phone: (216) 271-8037

This permit and the authorization to discharge shall expire on midnight of the expiration date shown above and the permittee shall not discharge after the expiration date unless this permit has been renewed, or extended pursuant to law. To be authorized to discharge beyond the expiration date, the permittee shall apply for permit renewal not less than 180 days prior to the expiration date shown above.

DISTRIBUTION:

DEP File No. 9-1409-00004/00001
Mr. R. Swiniuch/Mr. Robert Locey
Mr. R. Hannaford, Bureau of Water Permits
EPA Region II
Mr. J. Devald, Niagara County Health Department

Permit Administrator: Richard P. Sweeney (Deputy)	
Address: NYSDEC - Region 9 270 Michigan Avenue, Buffalo, NY 14203-2999	
Signature: <i>Richard P. Sweeney</i>	Date: 09/04/01

2002

NYSDEC

6002 198 912 FAX 10:13 MON 10/10/00

EFFLUENT LIMITATIONS AND MONITORING REQUIREMENTS

Modification Date(s): 09/04/2001

During the period beginning (EDPM) September 4, 2001

and lasting until 04/01/2002

the discharges from the permitted facility shall be limited and monitored by the permittee as specified below:

Outfall Number & Effluent Parameter	Discharge Limitations		Units	Monitoring Requirements	
	Daily Avg.	Daily Max.		Measurement Frequency	Sample Type
<u>Outfall 01A - Groundwater Treatment System Effluent</u>					
Flow	Monitor	864,000	gpd	Continuous	Meter
BOD, 5-day	5	30	mg/l	2/month	24 hr. Comp.
Solids, Total Suspended	20	40	mg/l	2/month	24 hr. Comp.
pH	6-9		SU	Weekly	Grab
Oil & Grease	Monitor	15	mg/l	2/month	Grab
Temperature	Monitor	90	Deg.F	Monthly	Grab
Chloride, Total Residual	Monitor	0.5	mg/l	Monthly	Grab
Phenolics, Total	Monitor	8	µg/l	2/month	24 hr. Comp.
Iron, Total	Monitor	4	mg/l	Monthly	24 hr. Comp.
Cadmium, Total	Monitor	10	µg/l	Monthly	24 hr. Comp.
Chromium, Total	Monitor	50	µg/l	Monthly	24 hr. Comp.
Copper, Total	Monitor	32	µg/l	Monthly	24 hr. Comp.
Copper, Dissolved	Monitor	Monitor	µg/l	Monthly	24 hr. Comp.
Lead, Total	Monitor	50	µg/l	Monthly	24 hr. Comp.
Mercury, Total	Monitor	0.8	µg/l	Monthly	24 hr. Comp.
Arsenic, Total	Monitor	190	µg/l	Monthly	24 hr. Comp.
Cyanide, Total	Monitor	60	µg/l	Monthly	24 hr. Comp.
Zinc, Total	Monitor	5.0	mg/l	Monthly	24 hr. Comp.
Zinc, Dissolved	Monitor	Monitor	mg/l	Monthly	24 hr. Comp.
Chloroform	Monitor	10	µg/l	Weekly	24 hr. Comp.
1,1-Dichloroethane	Monitor	10	µg/l	Weekly	24 hr. Comp.
1,2-Dichloroethane	Monitor	10	µg/l	Weekly	24 hr. Comp.
1,1-Dichloroethene	Monitor	10	µg/l	Weekly	24 hr. Comp.
1,2-(cis)-Dichloroethene	Monitor	10	µg/l	Weekly	24 hr. Comp.
1,2-(trans)-Dichloroethene	Monitor	10	µg/l	Weekly	24 hr. Comp.
Methylene Chloride	Monitor	10	µg/l	Weekly	24 hr. Comp.
1,1,1-Trichloroethane	Monitor	10	µg/l	Weekly	24 hr. Comp.
Trichloroethene	Monitor	10	µg/l	Weekly	24 hr. Comp.
Vinyl Chloride	Monitor	10	µg/l	2/month	24 hr. Comp.

ACTION LEVEL REQUIREMENTS (TYPE I)

The parameters listed below have been reported present in the discharge but at levels that currently do not require water quality or technology based limits. Action levels have been established which, if exceeded, will result in reconsideration or water quality or technology based limits.

Routine action level monitoring results, if not provided for on the Discharge Monitoring Report (DMR) form, shall be appended to the DMR for the period during which the sampling was conducted. If submission of DMR's is not required by this permit, the results shall be maintained in accordance with instructions on the RECORDING, REPORTING AND MONITORING page of this permit.

If any of the action levels is exceeded, the permittee shall undertake a short-term, high-intensity monitoring program for this parameter. Samples identical to those required for routine monitoring purposes shall be taken on each of at least three operating days and analyzed. Results shall be expressed in terms of both concentration and mass, and shall be submitted no later than the end of the third month following the month when the action level was first exceeded. Results may be appended to the DMR or transmitted under separate cover to the addresses listed on the RECORDING, REPORTING AND MONITORING page of this permit. If levels higher than the actions levels are confirmed the permit may be reopened by the Department for consideration of revised action levels or effluent limits.

The permittee is not authorized to discharge any of listed parameters at levels which may cause or contribute to a violation of water quality standards.

<u>Outfall Number & Effluent Parameter</u>	<u>Action Level</u>	<u>Units</u>	<u>Minimum Monitoring Requirements</u>	
			<u>Measurement Frequency</u>	<u>Sample Type</u>
<u>Outfall 01 A:</u>				
Nickel, Total	0.07	lb/d	Quarterly	24 hr. Comp.
Silver, Total	0.07	lb/d	Quarterly	24 hr. Comp.

Modification Date(s): 04/01/1998, 09/04/2001

SPECIAL CONDITION

Analyses for the metals listed below shall be performed utilizing the specified methods:

Cadmium, Total - EPA Method 213.2

Chromium, Total - EPA Methods 218.2 or 218.3

Lead, Total - EPA Method 239.2

0005

NYSDEC

09/10/01 MON 13:11 FAX 716 851-7009

91-20-2a (2/89)

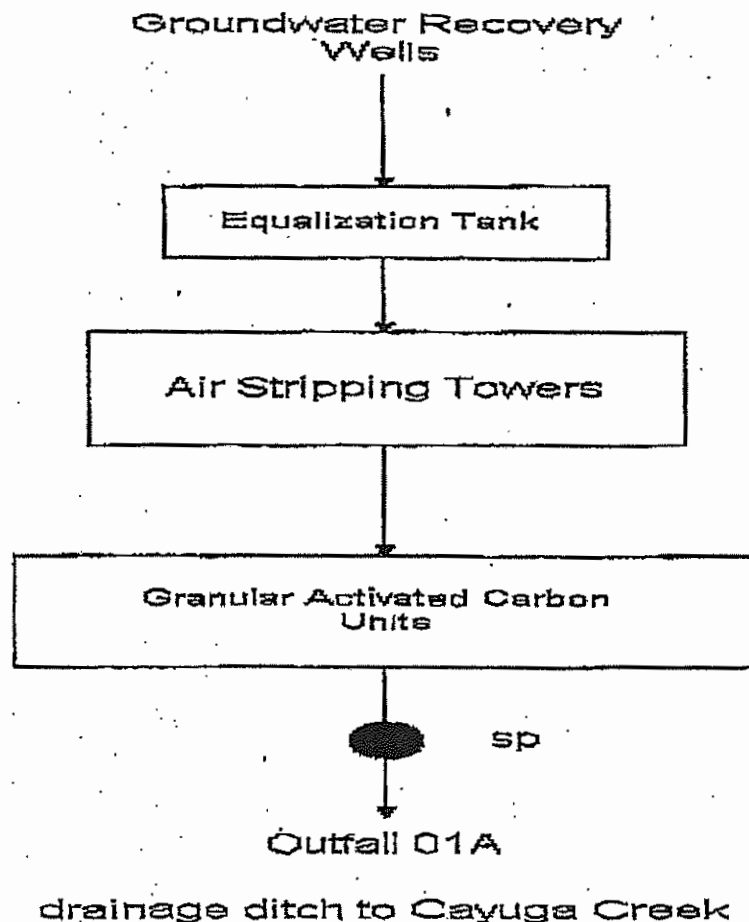
SPDES No.: NY 000 1988Part 1, Page 5 of 6Modification Date(s): 09/04/2001**DEFINITIONS OF DAILY AVERAGE AND DAILY MAXIMUM**

The daily average discharge is the total discharge by weight or in other appropriate units as specified herein, during a calendar month divided by the number of days in the month that the production or commercial facility was operating. Where less than daily sampling is required by this permit, the daily average discharge shall be determined by the summation of all the measured daily discharges in appropriate units as specified herein divided by the number of days during the calendar month when measurements were made.

The daily maximum discharge means the total discharge by weight or in other appropriate units as specified herein, during any calendar day.

MONITORING LOCATIONS

The permittee shall take samples and measurements, to comply with the monitoring requirements specified in this permit, at the location(s) indicated below:



91-20-2f (1/89)

SPDES No.: NY 000 1988Part 1, Page 6 of 6**RECORDING, REPORTING AND ADDITIONAL MONITORING REQUIREMENTS**

- a) The permittee shall also refer to the General Conditions (Part II) of this permit for additional information concerning monitoring and reporting requirements and conditions.
- b) The monitoring information required by this permit shall be summarized, signed and retained for a period of three years from the date of the sampling for subsequent inspection by the Department or its designated agent. Also;

☒ (If box is checked) monitoring information required by this permit shall be summarized and reported by submitting completed and signed Discharge Monitoring Report (DMR) forms for each one month reporting period to the locations specified below. Blank forms are available at the Department's Albany office listed below. The first reporting period begins on the effective date of this permit and the reports will be due no later than the 28th day of the month following the end of each reporting period.

Send the original (top sheet) of each DMR page to:

Department of Environmental Conservation
Division of Water
Bureau of Water Compliance Programs
625 Broadway
Albany, New York 12233-3506
Phone: (518)402-8177

Send the second copy (third sheet) of each DMR page to:

Niagara County Health Department
5467 Upper Mountain Road
Lockport, New York 14094
Phone : 716 - 439 - 7440

Send the first copy (second sheet) of each DMR page to:

Department of Environmental Conservation
Regional Water Engineer
Region 9
270 Michigan Avenue
Buffalo, New York 14203 - 2999

- c) A monthly "Wastewater Facility Operation Report..." (form 92-15-7) shall be submitted (if box is checked) to the ☐ Regional Water Engineer and/or ☐ County Health Department or Environmental Control Agency listed above.
- d) Noncompliance with the provisions of this permit shall be reported to the Department as prescribed in the attached General Conditions (Part II)
- e) Monitoring must be conducted according to test procedures approved under 40 CFR Part 136, unless other test procedures have been specified in this permit.
- f) If the permittee monitors any pollutant more frequently than required by the permit, using test procedures approved under 40 CFR Part 136 or as specified in this permit, the results of this monitoring shall be included in the calculations and recording of the data on the Discharge Monitoring Reports.
- g) Calculation for all limitations which require averaging of measurements shall utilize an arithmetic mean unless otherwise specified in this permit.
- h) Unless otherwise specified, all information recorded on the Discharge Monitoring Report shall be based upon measurements and sampling carried out during the most recently completed reporting period.
- i) Any laboratory test or sample analysis required by this permit for which the State Commissioner of Health issues certificates of approval pursuant to section five hundred two of the Public Health Law shall be conducted by a laboratory which has been issued a certificate of approval. Inquiries regarding laboratory certification should be sent to the Environmental Laboratory Accreditation Program, New York State Health Department Center for Laboratories and Research, Division of Environmental Sciences, The Nelson A. Rockefeller Empire State Plaza, Albany, New York 12201.

**NEW YORK STATE DEPARTMENT OF ENVIRONMENTAL CONSERVATION
STATE POLLUTANT DISCHARGE ELIMINATION SYSTEM (SPDES)
DISCHARGE PERMIT**

**GENERAL CONDITIONS
(PART II)**

<u>SECTION</u>	<u>PAGE(s)</u>
1. General Provisions	1-2
2. Special Reporting Requirements for Existing Manufacturing, Commercial, Mining and Silvicultural Dischargers	2
3. Exclusions	2
4. Modification, Suspension, Revocation	2-3
6. Reporting Noncompliance	3-4
6. Inspection and Entry	4
7. Transfer of Permit	4
8. Permit Renewal	4-5
9. Special Provisions - New or Modified Disposal Systems	5
10. Monitoring, Recording, and Reporting	5-8
10.1 General	5-6
10.2 Signatories and Certification	6-7
10.3 Recording of Monitoring Activities and Results	7
10.4 Test and Analytical Procedures	7-8
11. Disposal System Operation and Quality Control	8-10
11.1 General	8
11.2 Bypass	8-9
11.3 Upset	9-10
11.4 Special Condition-Disposal Systems with Septic Tanks	10
11.5 Sludge Disposal	10
12. Conditions Applicable to a Publicly Owned Treatment Works (POTW)	11-12
12.1 General	10-11
12.2 National Pretreatment Standards: Prohibited Discharges	11-12

91-20-1(11/90)

1. GENERAL PROVISIONS

- a. This permit, or a true copy, shall be kept readily available for reference at the wastewater treatment facility.
- b. A determination has been made on the basis of a submitted application, plans, or other available information, that compliance with the specified permit provisions will reasonably protect classified water use and assure compliance with applicable water quality standards. Satisfaction of permit provisions notwithstanding, if operation pursuant to the permit causes or contributes to a condition in contravention of State water quality standards, or if the Department determines, on the basis of notice provided by the permittee and any related investigation, inspection or sampling, that a modification of the permit is necessary to prevent impairment of the best use of the waters or to assure maintenance of water quality standards or compliance with other provisions of ECL Article 17, or the Act, the Department may require such a modification and may require abatement action to be taken by the permittee and may also prohibit the noticed act until the permit has been modified.
- c. All discharges authorized by this permit shall be consistent with the terms and conditions of this permit. Facility expansion or other modifications, production increases, product changes, product process modifications, and wastewater collection, treatment and disposal system changes which will result in new or increased discharges of pollutants into the waters of the state must be reported by submission of a new SPDES application, in which case the permit may be modified accordingly. The discharge of any pollutant, not identified and authorized, or the discharge of any pollutant more frequently than, or at a level in excess of, that identified and authorized by this permit shall constitute a violation of the terms and conditions of this permit. Facility modifications, process modifications, or production decreases which result in decreased discharges of pollutants must be reported by submission of written notice to the permit-issuing authority, in which case the permit-issuing authority may require the permittee to submit a new SPDES application.
- d. The provisions of this permit are severable, and if any provision of this permit, or the application of any provision of this permit to any circumstance, is held invalid, the application of such provision to other circumstances, and the remainder of this permit, shall not be affected thereby.
- e. If the discharge(s) permitted herein originate within the jurisdiction of an interstate water pollution control agency, then the permitted discharge(s) must also comply with any applicable effluent standards or water quality standards promulgated by that interstate agency.
- f. The permittee must comply with all terms and conditions of this permit. Any permit noncompliance constitutes a violation of the Environmental Conservation Law and the Clean Water Act and is grounds for: enforcement action; for permit suspension, revocation and modification; and for denial of a permit renewal application.
- g. Where the permittee becomes aware that it failed to submit any relevant facts in a permit application, or submitted incorrect information in a permit application or in any report to the Department, the permittee shall promptly submit such facts or information.
- h. It shall not be a defense for a permittee in an enforcement action that it would have been necessary to halt or reduce the permitted activity in order to maintain compliance with the conditions of this permit.
- i. The permittee shall comply with effluent standards or prohibitions established under section 307(a) of the Clean Water Act for toxic pollutants within the time provided in the regulations that establish these standards or prohibitions, even if the permit has not yet been modified to incorporate the requirement.
- j. The Clean Water Act provides that any person who violates a permit condition implementing sections 301, 302, 306, 307, 308, 318, or 405 of the Clean Water Act is subject to a civil penalty not to exceed \$25,000 per day of such violations. Any person who willfully or negligently violates permit conditions implementing sections 301, 302, 306, 307, or 308 of the Clean Water Act is subject to a fine of not less than \$5,000 nor more than \$50,000 per day of violation, or by imprisonment for not more than three years, or both.
- k. The filing of a request by the permittee for a permit modification, revocation, transfer, or a notification of planned changes or anticipated noncompliance, does not stay any permit condition.
- l. The permittee shall furnish to the Department, within a reasonable time, any information which the Department may request to determine whether cause exists for modifying, suspending, or revoking this permit, or to determine compliance with this permit. The permittee shall also furnish to the Department, upon request, copies of records required to be kept by this permit.

MAY.26'2004 13:06 216-271-8937

BP AMOCO

#3573 P.007

- m. Nothing in this permit relieves the permittee from a requirement to obtain other permits required by law, including, but not limited to:

- (1) an air contamination source permit/certification under 6NYCRR Part 201;
- (2) a waste transporter permit under 6NYCRR Part 384; or
- (3) a radioactive waste discharge permit under 6NYCRR Part 380.

2. SPECIAL REPORTING REQUIREMENTS FOR EXISTING MANUFACTURING, COMMERCIAL MINING, AND SILVICULTURAL DISCHARGERS

All existing manufacturing, commercial, mining and silvicultural dischargers must notify the Department as soon as they know or have reason to believe:

- a. That any activity has occurred or will occur which would result in the discharge, on a routine or frequent basis, of any toxic pollutant which is not specifically controlled in the permit, pursuant to General Provision 1 © herein. For the purposes of this section, recurrent accidental or unintentional spills or releases shall be considered to be a discharge on a frequent basis.
- b. That any activity has occurred or will occur which would result in any discharge, on a non-routine or infrequent basis, of a toxic pollutant which is not limited in the permit, if that discharge will exceed the highest of the following "notification levels":
 - (1) 500 micrograms/liter;
 - (2) 1.0 milligram/liter for antimony;
 - (3) five times the maximum concentration value reported for that pollutant in the permit application in accordance with 40 CFR §122.21(g)(7); or
 - (4) the level established by the Department in accordance with 40 CFR §122.44(f).
- c. That they have begun or expect to begin to use, or manufacture as an intermediate or final product or by-product, any toxic pollutant which was not reported in the permit application under 40 CFR §122.21(g)(9) and which is being or may be discharged to waters of the state.

3. EXCLUSIONS

- a. The issuance of this permit by the Department and the receipt thereof by the Applicant does not supersede, revoke or rescind an order or modification thereof on consent or determination by the Commissioner issued heretofore by the Department or any of the terms, conditions or requirements contained in such order or modification thereof unless specifically intended by said order.
- b. The issuance of this permit does not convey any property rights in either real or personal property, or any exclusive privileges, nor does it authorize any injury to private property or any invasion of personal rights, nor any infringement of Federal, State or local laws or regulations; nor does it obviate the necessity of obtaining the assent of any other jurisdiction as required by law for the discharge authorized.
- c. This permit does not authorize or approve the construction of any onshore or offshore physical structures or facilities or the undertaking of any work in any navigable waters.
- d. Oil and hazardous substance liability: The imposition of responsibilities upon, or the institution of any legal action against the permittee under Section 311 of the Clean Water Act shall be in conformance with regulations promulgated pursuant to Section 311 governing the applicability of Section 311 of the Clean Water Act to discharges from facilities with NPDES permits.

4. MODIFICATION, SUSPENSION, REVOCATION

- a. If the permittee fails or refuses to comply with any requirement in this permit, such noncompliance shall constitute a violation of the permit for which the Commissioner may modify, suspend, or revoke the permit after notice and opportunity for hearing and take direct enforcement action pursuant to law. When, at any time during or prior to a period for compliance, the permittee announces or otherwise lets it be known, or the Commissioner on reasonable cause determines, that the permittee will not make the requisite efforts to achieve compliance with an interim or final requirement, the Commissioner may modify, suspend or revoke the permit and take direct enforcement action pursuant to law, without waiting for expiration of the period for compliance with such requirements.

- b. After notice and opportunity for a hearing, the Department may modify, suspend or revoke this permit, whole or in part during its term for cause including, but not limited to, the following:
- (1) violation of any provision of this permit; or
 - (2) obtaining this permit by misrepresentation or failure to disclose fully all relevant facts at any time; or materially false or inaccurate statements or information in the application or the permit; or
 - (3) a change in any physical circumstances, requirements or criteria applicable to discharges, including, but not limited to:
 - (i) standards for construction or operation of the discharging facility;
 - (ii) the characteristics of the waters into which such discharge is made;
 - (iii) the water quality criteria applicable to such is made;
 - (iv) the classification of such waters; or
 - (v) effluent limitations or other requirements applicable pursuant to the Act or State Law.
 - (4) a determination that the permitted activity endangers human health or the environment and can only be regulated to acceptable levels by permit modification, a suspension, or revocation.
 - (5) violation of any order of the Commissioner or provision of ECL or regulation promulgated thereunder, which is related to the permitted activity.
 - (6) Newly discovered material information or material change in environmental conditions, relevant technology or applicable law or regulations since the issuance of this permit.
- c. If any applicable toxic effluent standard or prohibition (including any schedule of compliance specified in such effluent standard or prohibition) is promulgated under section 307(a) of the Clean Water Act for a toxic pollutant and that a standard or prohibition is more stringent than any limitation on the pollutant the permit, the Department shall institute proceedings to modify the permit in order to achieve conformance with the toxic effluent standard or prohibition and in conformance with ECL 17-0809.

5. REPORTING NONCOMPLIANCE

- a. Anticipated noncompliance. The permittee shall give advance notice to the Department of any planned changes in the permitted facility or activity which may result in noncompliance with permit requirements.
- b. Twenty-four hour reporting. The permittee shall report any noncompliance which may endanger health or the environment. Any information shall be provided orally within 24 hours from the time the permittee becomes aware of the circumstances. A written noncompliance report shall also be provided within five (5) days of the time the permittee becomes aware of the circumstances. The written noncompliance report shall contain a description of the noncompliance and its cause; the period of noncompliance, including exact dates and times, and if the noncompliance has not been corrected, the anticipated time it is expected to continue; and steps taken or planned to reduce, eliminate, and prevent the noncompliance and its recurrence.
- (1) The following shall be included as information which must be reported within 24 hours under paragraph (b) above:
 - (i) any unanticipated bypass which violates any effluent limitation in the permit;
 - (ii) any upset which violates any effluent limitation in the permit;
 - (iii) violation of a maximum daily discharge limitation for any of the pollutants listed by the Department in the permit to be reported within 24 hours.
 - (iv) any unusual situation, caused by a deviation from normal operation or experience (e.g. upsets, bypasses, inoperative treatment process units, spills or illegal chemical discharges or releases to the collection system) which create a potentially hazardous condition.
 - (v) any dry weather overflow(s).
 - (2) The Department may waive the written report on a case-by-case basis if the oral report has been received within 24 hours.

MAY.26'2004 13:07 216-271-8937

BP AMOCO

#3573 P.009

- (3) Reports required by this section shall be filed with the Department's regional office having jurisdiction over the permitted facility. During weekends, oral noncompliance reports, required by this paragraph, may be made at (518) 457-7362.
- c. Other noncompliance. The permittee shall report all instances of noncompliance not otherwise required to be reported under this section or other sections of this permit, with each submitted copy of its Discharge Monitoring Reports until such noncompliance ceases. Such noncompliance reports shall contain the information listed in paragraph (b) of this section.
- d. Duty to mitigate. The permittee shall take all reasonable steps to minimize or prevent any discharge in violation of this permit which has a reasonable likelihood of adversely affecting human health or the environment.

6. INSPECTION AND ENTRY

The permittee shall allow the Commissioner of the Department, the EPA Regional Administrator, the County Health Department, or their authorized representatives, upon the presentation of credentials and other documents as may be required by law, to:

- a. enter upon the permittee's premises where a regulated facility or activity is located or conducted, or where records must be kept under the conditions of this permit;
- b. have access to and copy, at reasonable times, any records that must be kept under the conditions of this permit, including records maintained for purposes of operation and maintenance;
- c. inspect at reasonable times any facilities, equipment (including monitoring and control equipment), practices, or operations regulated or required under this permit;
- d. sample or monitor at reasonable times, for the purposes of assuring permit compliance or as otherwise authorized by the Clean Water Act or Environmental Conservation Law, any substances or parameters at any location; and
- e. enter upon the property of any contributor of wastewater to the system under authority of the permittee's Sewer Use Ordinance (municipalities) or Regulations.

7. TRANSFER OF PERMIT

- a. A permit is transferable only with prior written approval of the Department.
- b. To transfer a permit to a new owner or operator, written application must be made to the Department. Application for Permit Transfer forms can be obtained from, and must be submitted to, the appropriate regional office of the Department's Division of Regulatory Affairs.
- c. In order for operation of the facility to continue without interruption, application must be made at least 30 days in advance of the transfer.
- d. If, when the ownership or operation is transferred, the volume or composition of the facility discharge will be altered, a new application for permit may be required.

8. PERMIT RENEWAL

- a. Any permittee who wishes to continue to discharge after the expiration date of a permit shall apply for renewal of its permit no later than 180 days prior to the permit's expiration date (unless permission for a later date has been granted by the Department) by submitting any forms, fees, or supplemental information which may be required by the Department. Upon request, the Department shall provide the permittee with specific information concerning the forms, fees, and supplemental information required.
- b. When a permittee has made timely and sufficient application for the renewal of a permit or a new permit with reference to any activity of a continuing nature, the existing permit does not expire until the application has been finally determined by the Department, and, in case the application is denied or the terms of the new permit limited, until the last day for seeking review of the Department order or a later date fixed by order of the reviewing court, provided that this subdivision shall not affect any valid Department action then in effect summarily suspending such permit.
- c. A municipality applying for a permit (renewal) shall submit evidence that it is enforcing an up-to-date enacted Sewer Use Ordinance which was approved by the Department.

MAY.26'2004 13:08 216-271-8937

BP AMOCO

#3573 P.010

- d. A municipality applying for a permit (renewal) shall have an approved method of residuals disposal, compliance with Part 6-NYCRR 360 and 364.
- e. A municipality receiving industrial waste shall submit evidence that it is operating (or implementing) its industrial pretreatment program in accordance with Part 6 NYCRR 651.53(f).

9. SPECIAL PROVISIONS - NEW OR MODIFIED DISPOSAL SYSTEMS OR SERVICE AREAS

- a. Prior to construction of any new or modified waste disposal system or modification of a facility or service area generating wastewater which could alter the design volume of, or the method or effect of treatment or disposing of the sewage, industrial waste or other wastes, from an existing waste disposal system, the Permittee shall submit to the Department or its designated field office for review, an approvable engineering report, plans, and specifications which have been prepared by a person or firm licensed to practice Professional Engineering in the State of New York.
- b. The construction of the above new or modified disposal system shall not start until the Permittee receives written approval of the system from the Department or its designated field office.
- c. The construction of the above new or modified disposal system shall be under the general supervision of a person or firm licensed to practice Professional Engineering in New York State. Upon completion of construction, that person or firm shall certify to the Department or its designated field office that the system has been fully completed in accordance with the approved engineering report, plans and specifications, permit and letter of approval; and the permittee shall receive written acceptance of such certificate from the Department or designated field agency prior to commencing discharge.
- d. The Department and its designated field offices review wastewater disposal system reports, plans, and specifications for treatment process capability only, and approval by either office does not constitute approval of the system's structural integrity.

10. MONITORING, RECORDING, AND REPORTING

10.1 GENERAL

- a. The permittee shall comply with all recording, reporting, monitoring and sampling requirements specified in this permit and such other additional terms, provisions, requirements or conditions that the Department may deem to be reasonably necessary to achieve the purposes of the Environmental Conservation Law, Article 17, the Act, or rules and regulations adopted pursuant thereto.
- b. Samples and measurements taken to meet the monitoring requirements specified in this permit shall be representative of the quantity and character of the monitored discharges. Composite samples shall be composed of a minimum of 8 grab samples, collected over the specified collection period, either at a constant sample volume for a constant flow interval or at a flow-proportioned sample volume for a constant time interval, unless otherwise specified in Part I of this permit. For GC/MS Volatile Organic Analysis (VOA), aliquots must be combined in the laboratory immediately before analysis. At least 4 (rather than 8) aliquots or grab samples should be collected over the specified collection period. Grab sample means a single sample, taken over a period not exceeding 15 minutes.
- c. Accessible sampling locations must be provided and maintained. New sampling locations shall be provided if existing locations are deemed unsuitable by the Department or its designated field agency.
- d. Actual measured values of all positive analytical results obtained above the Practical Quantitation Limit (PQL)¹ for all monitored parameters shall be recorded and reported, as required by this permit; except, where parameters are limited in this permit to values below the PQL, actual measured values for all positive analytical results above the Method Detection Limit (MDL)² shall be reported.

¹ Practical Quantitation Limit (PQL) is the lowest level that can be measured within specified limits of precision and accuracy during routine laboratory operations on most effluent matrices.

² Method Detection Limit (MDL) is the level at which the analytical procedure referenced is capable of determining with a 99% probability that the substance is present. This value is determined in distilled water with no interfering substances present. The precision at this level is +/- 100%.

MAY.26.2004 13:08 216-271-8937

BP AMOCO

#3573 P.011

- e. The permittee shall periodically calibrate and perform manufacturer's recommended maintenance procedures on all monitoring and analytical instrumentation to insure accuracy of measurements. Verification of maintenance shall be logged into the daily record book(s) of the facility. The permittee shall notify the Department's regional office immediately if any required instrumentation becomes inoperable. In addition, the permittee shall verify the accuracy of their measuring equipment to the Department's Regional Office annually.
- f. The Clean Water Act provides that any person who falsifies, tampers with, or knowingly renders inaccurate any monitoring device or method required to be maintained under this permit, shall upon conviction, be punished by a fine of not more than \$10,000, or by imprisonment for not more than 2 years per violation or by both. If a conviction of such person is for a violation committed after a first conviction of such person under this paragraph, punishment shall be a fine of not more than \$20,000 per day of violation, or by imprisonment of not more than 4 years, or by both.

10.2 SIGNATORIES AND CERTIFICATION

- a. All reports required by this permit shall be signed as follows:
 - (1) for a corporation: by a responsible corporate officer. For the purposes of this section, a responsible corporate officer means:
 - (i) a president, secretary, treasurer, or a vice president of the corporation in charge of a principal business function, or any other person who performs similar policy or decision-making function for the corporation, or
 - (ii) the manager of one or more manufacturing, production, or operating facilities employing more than 250 persons or having gross annual sales or expenditures exceeding \$25 million (in second quarter 1980 dollars), if authority to sign documents has been assigned or delegated to the manager in accordance with corporate procedures.
 - (2) for a partnership or sole proprietorship: by a general partner or the proprietor, respectively; or
 - (3) for a municipality, state, federal, or other public agency: by either a principal or executive officer or ranking elected official. For purposes of this section, a principal executive officer of a federal agency includes: (i) the chief executive officer of the agency, or (ii) a senior executive officer having responsibility for the overall operations of a principal geographic unit of the agency; or
 - (4) a duly authorized representative of the person described in items (1), (2), or (3). A person is a duly authorized representative only if:
 - (i) the authorization is made in writing by a person described in paragraph (a)(1), (2), or (3) of this section;
 - (ii) the authorization specifies either an individual or a position having responsibility for the overall operation of the regulated facility or activity such as the position of plant manager, operator of a well or well field, superintendent, position of equivalent responsibility, or an individual or position having overall responsibility for environmental matters for the company. (A duly authorized representative may thus be either a named individual or any individual occupying a named position); and
 - (iii) the written authorization is submitted to the Department.
- b. Changes to authorization: If an authorization under subparagraph (a)(4) of this section is no longer accurate because a different individual or position has responsibility for the overall operation of the facility, a new authorization satisfying the requirements of subparagraph (a)(4) of this section must be submitted to the Department prior to or together with any reports, information, or applications to be signed by an authorized representative.
- c. Certification: Any person signing a report shall make the following certification:

"I certify under penalty of law that this document and all attachments were prepared under my direction or supervision, in accordance with a system, designed to assure that qualified personnel properly gather and evaluate the information submitted. Based on my inquiry of the permit or persons

MAY.26'2004 13:09 216-271-8937

BP AMOCO

#3573 P.012

who manage the system, or those persons directly responsible for gathering the information, the information submitted is, to the best of my knowledge and belief, true, accurate, and complete. I am aware that there are significant penalties for submitting false information including the possibility of fine and imprisonment for knowing violations."

- d. The Clean Water Act provides that any person who knowingly makes any material false statement, representation, or certification in any application, record, report, plan, or other document filed or required to be maintained under this permit, including monitoring reports or reports of compliance or noncompliance shall, upon conviction, be punished by a fine of not more than \$10,000, or by imprisonment for not more than 2 years, or by both. If a conviction of such person is for a violation committed after a first conviction of such person under this paragraph, punishment shall be a fine of not more than \$20,000 per day of violation, or by imprisonment of not more than 4 years, or by both.

10.3 RECORDING OF MONITORING ACTIVITIES AND RESULTS

- a. The permittee shall retain records of all monitoring information, including all calibration and maintenance records and all original strip chart recordings for continuous monitoring instrumentation, copies of all reports required by this permit, and records of all data used to complete the application for this permit, for a period of at least 3 years from the date of the sample, measurement, report or application. This period may be extended by request of the Department at any time.
- b. Records of monitoring information shall include:
- (1) the date, exact place, and time of sampling or measurements;
 - (2) the individual(s) who performed the sampling or measurements;
 - (3) the date(s) analyses were performed;
 - (4) the individual(s) who performed the analyses;
 - (5) the analytical techniques or methods used; and
 - (6) the results of such analyses.

10.4 TEST AND ANALYTICAL PROCEDURES

- a. Monitoring and analysis must be conducted using test procedures promulgated, pursuant to 40 CFR Part 136, except:
- (1) should the Department require the use of a particular test procedure, such test procedure will be specified in Part I of this permit.
 - (2) should the permittee desire to use a test method not approved herein, prior Department approval is required, pursuant to paragraph (b) of this section.
- b. Application for approval of test procedures shall be made to the Department's Regional Permit Administrator (see Part 1, page 1 for address), and shall contain:
- (1) the name and address of the applicant or the responsible person making the discharge, the DEC permit number and applicable SPDES identification number of the existing or pending permit, name of the permit issuing agency, name and telephone number of applicant's contact person;
 - (2) the names of the pollutants or parameters for which an alternate testing procedure is being requested, and the monitoring location(s) at which each testing procedure will be utilized;
 - (3) justification for using test procedures, other than those approved in paragraph (a) of this section; and
 - (4) a detailed description of the alternate procedure, together with:
 - (i) references to published studies, if any, of the applicability of the alternate test procedure to the effluent in question;
 - (ii) information on known interferences, if any, and

MAY.26'2004 13:09 216-271-8937

BP AMOCO

#3573 P.013

- (5) a comparability study, using both approved and the proposed methods. The study shall consist of 8 replicates of 3 samples from a well mixed waste stream for each Outfall if less than 5 outfalls are involved, or from 5 outfalls if 5 or more outfalls are involved. Four (4) replicates from each of the samples must be analyzed using a method approved in paragraph (a) of this section, and four of the replicates of each sample must be analyzed using the proposed method. This results in 24 analyses per Outfall up to a maximum of 120 analyses per permit. A statistical analysis of the data must be submitted that shall include, as a minimum:

- (i) calculated statistical mean and standard deviation;
- (ii) a test for outliers at the mean ± 3 standard deviations level. Where an outlier is detected, an additional sample must be collected and 8 replicates of the sample must be analyzed as specified above;
- (iii) a plot distribution with frequency counts and histogram;
- (iv) a test for equality among with-in sample standard deviation;
- (v) a check for equality of pooled with-in sample variance with an F-Test;
- (vi) a t-Test to determine equality of method means; and

copies of all data generated in the study.

Additional information can be obtained by contacting the Bureau of Watershed Assessment & Research (NYSDEC, 50 Wolf Road, Albany, New York 12233 - 3502).

11. DISPOSAL SYSTEM OPERATION AND QUALITY CONTROL

11.1 GENERAL

- a. The disposal system shall not receive or be committed to receive wastes beyond its design capacity as to volume and character of wastes treated, nor shall the system be materially altered as to: type, degree, or capacity of treatment provided; disposal of treated effluent; or treatment and disposal of separated scum, liquids, solids or combination thereof resulting from the treatment process without written approval of the Department of Environmental Conservation or its designated field office.
- b. The permittee shall, at all times, properly operate and maintain all facilities and systems of treatment and control (or related appurtenances) which are installed or used by the permittee to achieve compliance with the conditions of this permit. Proper operation and maintenance also includes as a minimum, the following: 1) A preventive/corrective maintenance program. 2) A site specific action orientated operation and maintenance manual for routine use, training new operators, adequate laboratory controls and appropriate quality assurance procedures. This provision requires the operation of backup or auxiliary facilities or similar systems which are installed by a permittee only when the operation is necessary to achieve compliance with the conditions of the permit.
- c. When required under Title 6 of the Official Compilation of Codes, Rules and Regulations of the State of New York (6NYCRR 650), sufficient personnel meeting qualifications for operators of sewage treatment works as required therein and additional maintenance personnel shall be employed to satisfactorily operate and maintain the treatment works.
- d. The permittee shall not discharge floating solids or visible foam.

11.2 BYPASS

a. Definitions:

- (1) "Bypass" means the intentional or unintentional diversion of waste stream(s) around any portion of a treatment facility for the purpose of having the effect of reducing the degree of treatment intended for the bypassed portion of the treatment facility.
- (2) "Severe property damage" means substantial damage to property, damage to the treatment facilities which causes them to become inoperable, or substantial and permanent loss of natural resources which would not reasonably be expected to occur in the absence of a bypass. Severe property damage does not mean economic loss caused by delays in production.

MAY.26*2004 13:10 216-271-8937

BP AMOCO

#3573 P.014

b. Bypass not exceeding limitations:

The permittee may allow any bypass to occur which does not cause effluent limitations to be violated, but only if it also is for essential maintenance, repair or replacement to assure efficient and proper operation. These bypasses are not subject to the provisions of paragraph © and (d) of this section, provided that written notice is submitted prior to bypass (if anticipated) or as soon as possible after bypass (if unanticipated), and no public health hazard is created by the bypass.

c. Notice:

- (1) Anticipated bypass - If the permittee knows in advance of the need for a bypass, it shall submit prior written notice, at least forty five (45) days before the date of the bypass.
- (2) Unanticipated bypass - The permittee shall submit notice of an unanticipated bypass as required in Section 5, paragraph b. of this Part (24 hour notice).

d. Prohibition of bypass:

- (1) Bypass is prohibited, and the Department may take enforcement action against a permittee for bypass, unless:
 - (i) bypass was unavoidable to prevent loss of life, personal injury, public health hazard, or severe property damage;
 - (ii) there were no feasible alternatives to the bypass, such as the use of auxiliary treatment facilities, retention of untreated wastes, or maintenance during normal period of equipment downtime. This condition is not satisfied if adequate backup equipment should have been installed in the exercise of reasonable engineering judgment to prevent a bypass which occurred during normal periods of equipment downtime or preventive maintenance or if designed and installed backup equipment which could have prevented or mitigated the impact of the bypass is not operating during the bypass; and
 - (iii) the permittee submitted notices as required under paragraph © of this section and, excepting emergency conditions, the proposed bypass was accepted by the Department.

11.3 UPSET

a. Definition:

"Upset" means an exceptional incident in which there is unintentional and temporary noncompliance with permit effluent limitations because of factors beyond the reasonable control of the permittee. An upset does not include noncompliance to the extent caused by operational error, improperly designed treatment facilities, inadequate treatment facilities, lack of preventive maintenance, or careless or improper operation.

b. Effect of an upset:

An upset constitutes an affirmative defense to an action brought for noncompliance with such permit effluent limitations if the requirements of paragraph © of this section are met. No determination made during administrative review of claims that noncompliance was caused by upset, and before an action for noncompliance, is final administrative action subject to judicial review.

c. Conditions necessary for a demonstration of upset:

A permittee who wishes to establish the affirmative defense of upset shall demonstrate, through properly signed, contemporaneous operation logs, or other relevant evidence that:

- (1) an upset occurred and that the permittee can identify the cause(s) of the upset;
- (2) the permitted facility was at the time being properly operated; and
- (3) the permittee submitted notice of the upset as required in Section 6, paragraph b of this part (24 hour notice).

MAY.26'2004 13:10 216-271-8937

BP AMOCO

#3573 P.015

- (4) the permittee complied with any remedial measures required under Section 5, paragraph d of this part.

d. Burden of proof:

In any enforcement proceeding the permittee seeking to establish the occurrence of an upset has the burden of proof.

11.4 SPECIAL CONDITION - DISPOSAL SYSTEMS WITH SEPTIC TANKS

If a septic tank is installed as part of the disposal system, it shall be inspected by the permittee or his agent for scum and sludge accumulation at intervals not to exceed one year's duration, and such accumulation will be removed before the depth of either exceeds one-fourth (1/4) of the liquid depth so that no settleable solids or scum will leave in the septic tank effluent. Such accumulation shall be disposed of in an approved manner.

11.5 SLUDGE DISPOSAL

The storage or disposal of collected screenings, sludges, other solids, or precipitates separated from the permitted discharges and/or intake or supply water by the permittee shall be done in such a manner as to prevent creation of nuisance conditions or entry of such materials into classified waters or their tributaries, and in a manner approved by the Department. Any live fish, shellfish, or other animals collected or trapped as a result of intake water screening or treatment should be returned to their water body habitat. The permittee shall maintain records of disposal on all effluent screenings, sludges and other solids associated with the discharge(s) herein described. The following data shall be compiled and reported to the Department or its designated field office upon request:

- a. the sources of the materials to be disposed of;
- b. the approximate volumes, weights, water content and (if other than sewage sludge) chemical composition;
- c. the method by which they were removed and transported, including the name and permit number of the waste transporter; and
- d. their final disposal locations.

12. CONDITIONS APPLICABLE TO A PUBLICLY OWNED TREATMENT WORKS (POTW)

12.1 GENERAL

- a. All POTWs must provide adequate notice to the Department of the following:
 - (1) any new introduction of pollutants into the POTW from an indirect discharger which would be subject to sections 301 or 306 of the Clean Water Act if it were directly discharging those pollutants; and
 - (2) any substantial change in the volume or character of pollutants being introduced into that POTW by a source introducing pollutants into the POTW at the time of issuance of the permit.
- (3) For purposes of this paragraph, adequate notice shall include information on:
 - (i) the quality and quantity of effluent introduced into the POTW; and
 - (ii) any anticipated impact of the change on the quantity or quality of effluent to be discharged from the POTW.
- b. Dry weather overflows are prohibited. The occurrence of any dry weather overflow constitutes a bypass exceeding limitations as defined in Section 11.2 of this Part and shall be promptly abated and reported to the Department in accord with Section 6 of this Part. The permittee shall inspect all overflow facilities at least twice per year (once each spring and fall) during periods of dry weather flow to ensure they are functioning properly. Records of all inspections shall be maintained for inspection by the Department or its designated representative

MAY.26'2004 13:10 216-271-8937

BP AMOCO

#3573 P.016

- c. The permittee shall identify all inflow to the tributary system and remove excessive infiltration/inflow to an extent which is economically feasible.
- d. The permittee shall enact, maintain and enforce an up-to-date and effective Sewer Use Ordinance which has been approved by the Department.
- e. New connections to a publicly owned sewer system or a privatized municipal sewer system are prohibited when the permittee is notified by the Department:
 - (1) that the discharge(s) regulated by this permit create(s) or is likely to create a public health or potential public health hazard, a contravention of water quality standards or the impairment of the best use of waters, as determined by the Commissioner; or
 - (2) that the discharge(s) regulated by this permit exceeded the permit limit for a specific parameter, including flow, in four of any six consecutive month periods or exceeded a permit limit by 1.4 (1.2 for toxics) times the permit limit in two of any six consecutive month periods; or
 - (3) that the permittee has failed or is likely to fail to carry out, meet or comply with any requirement of this permit, compliance schedule, order of the Department, judicial order, or consent decree.
- f. The provisions provided for in e. above shall remain in effect until the Permittee can demonstrate to the Department's satisfaction and approval that adequate available capacity exists in the plant and that the facility is in full compliance with all of the effluent limitations required by this permit.

12.2 NATIONAL PRETREATMENT STANDARDS: PROHIBITED DISCHARGES

a. General prohibitions:

Pollutants introduced into POTWs by a non-domestic source shall not pass through the POTW or interfere with the operation or performance of the works or disposal of sludge. These general prohibitions and the specific prohibitions in paragraph (b) of this section apply to all non-domestic sources introducing pollutants into a POTW whether or not the source is subject to other National Pretreatment Standards or any national, State, or local Pretreatment Requirements.

b. Specific prohibition:

In addition, the following pollutants shall not be introduced into a POTW:

- (1) pollutants which create a fire or explosion hazard in the POTW;
- (2) pollutants which will cause corrosive structural damage to the POTW, but in no case discharge with pH lower than 5.0 unless the works is specifically designed to accommodate such discharges;
- (3) solid or viscous pollutants in amounts which will cause obstruction to the flow in the POTW resulting in interference;
- (4) any pollutant, including oxygen demanding pollutants (BOD, etc.) released in a Discharge at a flow rate and/or pollutant concentration which will cause interference with the POTW.
- (5) heat in amounts which will inhibit biological activity in the POTW resulting in interference, but in no case heat in such quantities that the temperature at the POTW Treatment Plant exceeds 40° C (104° F) unless the Approval Authority, upon request of the POTW, approves alternate temperature limits.

c. When Specific Limits Must be Developed by a POTW:

- (1) POTW's developing POTW Pretreatment Programs pursuant to §403.8 shall develop and enforce specific limits to implement the prohibitions listed in §403.5(a) and (b).
- (2) All other POTW's shall, in cases where pollutants contributed by User(s) result in interference or Pass-Through, and such violation is likely to recur, develop and enforce specific effluent limits for Industrial User(s), and all other users, as appropriate, which, together with appropriate changes in the POTW Treatment Plant's Facilities or operation, are necessary to ensure renewed

MAY.26'2004 13:11 216-271-8937

BP AMOCO

#3573 P.017

and continued compliance with the POTW's SPDES permit or sludge use or disposal practices.

- (3) Specific effluent limits shall not be developed and enforced without individual notice to persons or groups who have requested such notice and an opportunity to respond.

d. Local Limits:

Where specific prohibitions or limits on pollutants or pollutant parameters are developed by a POTW in accordance with paragraph © above, such limits shall be deemed Pretreatment Standards for the purposes of §307(d) of the Act.

e. EPA and State Enforcement Actions:

If, within 30 days after notice of an Interference or Pass Through violation has been sent by EPA or DEC to the POTW, and to persons or groups who have requested such notice, the POTW fails to commence appropriate enforcement action to correct the violation, EPA and DEC may take appropriate enforcement action.



Enclosure 1
NEW YORK STATE DEPARTMENT OF ENVIRONMENTAL CONSERVATION
Site Management Periodic Review Report Notice
Institutional and Engineering Controls Certification Form



Site No. 932102

Site Details

Box 1

Site Name Carborundum Specialty Products

Site Address: 2050 Cory Road Zip Code: 14132

City/Town: Wheatfield

County: Niagara

Allowable Use(s) (if applicable, does not address local zoning):

Site Acreage: 40.0

Owner: Elm Holdings Inc c/o William Barber, ~~ARC~~ Atlantic Richfield Company
Pyrotek, Inc. Attn: John Sage, Sr. VP

Reporting Period: ~~June 01, 1994 to February 15, 2010~~

January 1, 2009 to December 31, 2009

Verification of Site Details

Box 2

YES NO

1. Is the information in Box 1 correct?

☐

☒

If NO, are changes ~~handwritten~~ typed above or included on a separate sheet?

☒

2. Has some or all of the site property been sold, subdivided, merged, or undergone a tax map amendment during this Reporting Period?

☐

☒

If YES, is documentation or evidence that documentation has been previously submitted included with this certification?

☐

3. Have any federal, state, and/or local permits (e.g., building, discharge) been issued for or at the property during this Reporting Period?

☐

☒

If YES, is documentation (or evidence that documentation has been previously submitted) included with this certification?

☐

4. If use of the site is restricted, is the current use of the site consistent with those restrictions?

☒

☐

If NO, is an explanation included with this certification?

☐

5. For non-significant-threat Brownfield Cleanup Program Sites subject to ECL 27-1415.7(c), has any new information revealed that assumptions made in the Qualitative Exposure Assessment regarding offsite contamination are no longer valid?

☐

☐

If YES, is the new information or evidence that new information has been previously submitted included with this Certification?

☐

6. For non-significant-threat Brownfield Cleanup Program Sites subject to ECL 27-1415.7(c), are the assumptions in the Qualitative Exposure Assessment still valid (must be certified every five years)?

☐

☐

If NO, are changes in the assessment included with this certification?

☐

SITE NO. 932102

Description of Institutional Controls

<u>Parcel</u>	<u>Institutional Control</u>
S_B_L Image: 132.00-1-16.12	Monitoring Plan O&M Plan
S_B_L Image: 132.00-1-16.11	Monitoring Plan
S_B_L Image: 132.00-1-1	Monitoring Plan

Description of Engineering Controls

<u>Parcel</u>	<u>Engineering Control</u>
S_B_L Image: 132.00-1-16.12	Fencing/Access Control Groundwater Containment Pump & Treat
S_B_L Image: 132.00-1-1	Fencing/Access Control

Attach documentation if IC/ECs cannot be certified or why IC/ECs are no longer applicable.
(See instructions)

Control Description for Site No. 932102

Parcel: 132.00-1-1

In accordance with the Operation and Maintenance & Monitoring Manual dated September, 2006 the responsible party will maintain and monitor the groundwater monitoring wells located on this parcel.

Parcel: 132.00-1-16.11

In accordance with the Operation and Maintenance & Monitoring Manual dated September, 2006 the responsible party will maintain and monitor the groundwater monitoring wells located on this parcel.

Parcel: 132.00-1-16.12

In accordance with the Operation Maintenance & Monitoring Manual dated September, 2006 the following institutional and engineering controls shall be maintained and monitored:

1. Groundwater recovery system (pumping wells, piping, valves, gauges, etc.)
2. Treatment system (air stripper, liquid phase carbon units, pre-filters, pumps, etc.)
3. Groundwater monitoring wells.
4. Conduct monthly SPDES compliance sampling.

A soil vapor intrusion (SVI) assessment, which included off-site sub-slab and indoor air sampling of selected condominiums adjacent to the site was completed in November and December 2008. Based on the results of the investigation the DEC, in consultation with the NYSDOH, concluded no further on-site or off-site sampling or other actions were needed to address exposures related to soil vapor intrusion. An Investigation Complete - No Actions Recommended memo was issued on April 1, 2009.

Periodic Review Report (PRR) Certification Statements

1. I certify by checking "YES" below that:

- a) the Periodic Review report and all attachments were prepared under the direction of, and reviewed by, the party making the certification;
- b) to the best of my knowledge and belief, the work and conclusions described in this certification are in accordance with the requirements of the site remedial program, and generally accepted

YES NO

☒ ☐

2. If this site has an IC/EC Plan (or equivalent as required in the Decision Document), for each Institutional or Engineering control listed in Boxes 3 and/or 4, I certify by checking "YES" below that all of the following statements are true:

(a) the Institutional Control and/or Engineering Control(s) employed at this site is unchanged since the date that the Control was put in-place, or was last approved by the Department;

(b) nothing has occurred that would impair the ability of such Control, to protect public health and the environment;

(c) access to the site will continue to be provided to the Department, to evaluate the remedy, including access to evaluate the continued maintenance of this Control;

(d) nothing has occurred that would constitute a violation or failure to comply with the Site Management Plan for this Control; and

(e) if a financial assurance mechanism is required by the oversight document for the site, the mechanism remains valid and sufficient for its intended purpose established in the document.

YES NO

☒ ☐

3. If this site has an Operation and Maintenance (O&M) Plan (or equivalent as required in the Decision Document);

I certify by checking "YES" below that the O&M Plan Requirements (or equivalent as required in the Decision Document) are being met.

☒ ☐

4. If this site has a Monitoring Plan (or equivalent as required in the remedy selection document);

I certify by checking "YES" below that the requirements of the Monitoring Plan (or equivalent as required in the Decision Document) is being met.

YES NO

☒ ☐

IC CERTIFICATIONS
SITE NO. 932102

Box 6

SITE OWNER OR DESIGNATED REPRESENTATIVE SIGNATURE

I certify that all information and statements in Boxes 2 and/or 3 are true. I understand that a false statement made herein is punishable as a Class "A" misdemeanor, pursuant to Section 210.45 of the Penal Law.

4850 East 49th Street
MBC3-147
I William B. Barber at Cuyahoga Heights, OH 44125
print name print business address
~~WBP on behalf of the Atlantic Richfield Company~~ For ELM Holdings Inc WBP 2/11/2010
am certifying as Owner (Owner or Remedial Party)

for the Site named in the Site Details Section of this form.

William B. Barber
Signature of Owner or Remedial Party Rendering Certification

Feb 11, 2010
Date

IC/EC CERTIFICATIONS

Box 7


QUALIFIED ENVIRONMENTAL PROFESSIONAL (QEP) SIGNATURE

I certify that all information in Boxes 4 and 5 are true. I understand that a false statement made herein is punishable as a Class "A" misdemeanor, pursuant to Section 210.45 of the Penal Law.

301 Plainfield Road
Suite 350
Syracuse, NY 13212
I Leslie Cordone at _____
print name print business address
am certifying as a Qualified Environmental Professional for the Owner

(Owner or Remedial Party) for the Site named in the Site Details Section of this form.

Leslie Cordone
Signature of Qualified Environmental Professional, for
the Owner or Remedial Party, Rendering Certification



Stamp (if Required)

Feb 9, 2010
Date