
2011 PERIODIC REVIEW

GROUNDWATER REMEDIATION PROGRAM

Former Carborundum Facility
2040 Cory Drive
Village of Sanborn, Town of Wheatfield, Niagara County, New York

Prepared for:



New York State
Department of Environmental Conservation
Division of Hazardous Waste Remediation
270 Michigan Avenue
Buffalo, New York 14203

Submitted by:

Atlantic Richfield Company

A BP affiliated company

4850 East 49th Street
MBC 3-147
Cuyahoga Heights, Ohio 44125

Prepared by:

PARSONS

40 LA RIVIERE DRIVE, SUITE 350
BUFFALO, NEW YORK 14202

January 2012

2011 PERIODIC REVIEW

GROUNDWATER REMEDIATION PROGRAM AT THE FORMER CARBORUNDUM FACILITY

Wheatfield, Niagara County, New York

Submitted to:



**New York State Department of
Environmental Conservation
Division of Hazardous Waste Remediation**

Submitted by:

Atlantic Richfield Company

A BP affiliated company

4850 East 49th Street
MBC 3-147

Cuyahoga Heights, Ohio 44125

Prepared By:

PARSONS

40 La Riviere Drive, Suite 350

Buffalo, New York 14202

Phone: (716) 541-0730

Fax: (716) 541-0760

January 2012

January 26, 2012

Mr. Timothy Dieffenbach
NYSDEC
Region 9
270 Michigan Avenue
Buffalo, New York 14203-2399

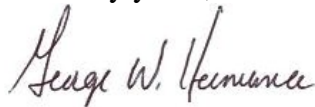
Subject: 2011 Periodic Review Report
Former Carborundum Facility, Wheatfield, New York
NYSDEC Site No. 932102

Dear Mr. Dieffenbach,

On behalf of Atlantic Richfield Company, enclosed is the 2011 Periodic Review Report for the former Carborundum Site in Wheatfield, New York. This report is issued in accordance with the October 1991 Record of Decision, the December 1991 Order on Consent, the December 1993 "Addendum to the Remedial Design/Remedial Action Work Plan," and the September 2006 (revised March 2007), Operations, Maintenance and Monitoring Manual. The periodic review report covers remedial activities at the site during the period from January 1 through December 31, 2011. The Institutional and Engineering Controls Certification Forms and related documentation are included in Appendix D of the report.

If you have any questions, please feel free to contact me at (716) 407-4990.

Sincerely yours,



George W. Hermance
Project Manager

cc: W. Barber - Atlantic Richfield Company
M. Forcucci - NYSDOH
G. Litwin - NYSDOH
E. Fulwell - NCCC
K. Scott - Metaullics Systems

T. Dieffenbach - NYSDEC
G.A. Rider - NYSDEC
J. Devauld - NCDOH
R. Locey - NYSDEC

TABLE OF CONTENTS

	<u>Page</u>
SECTION 1 INTRODUCTION.....	1-1
SECTION 2 GROUNDWATER REMEDIATION SYSTEM.....	2-1
2.1 Operations and Maintenance	2-1
2.2 System Performance in 2011	2-2
2.3 System Upgrades	2-3
2.4 Planned Future GRS Activities.....	2-3
SECTION 3 WASTE HANDLING PROGRAM.....	3-1
3.1 Personal Protective Equipment.....	3-1
3.2 Groundwater Treatment System Operations and Maintenance Materials	3-1
SECTION 4 PERMITS AND SITE MANAGEMENT	4-1
4.1 SPDES Permit For GRS	4-1
4.2 Air Registration	4-1
4.3 Site Management	4-1
SECTION 5 GROUNDWATER MONITORING, SAMPLING, & ANALYSIS....	5-1
5.1 Groundwater Monitoring.....	5-1
5.2 Niagara Quarry Seep and Pond Sampling	5-5
5.3 Future Sampling and Analysis Activities	5-6

SECTION 6 HEALTH, SAFETY, SECURITY, AND ENVIRONMENT	6-1
6.1 Site Health, Safety, Security, and Environment Plan	6-1
6.2 Performance Report	6-1
SECTION 7 CONCLUSIONS	7-1
SECTION 8 REFERENCES.....	8-1

LIST OF FIGURES

Figure 1	Project Location Plan
Figure 2	Site Plan
Figure 3	Groundwater Remediation System Performance Summary

LIST OF TABLES

Table 1	Recovery Well Specifications
Table 2	Groundwater Remediation System Performance Summary
Table 3	Summary of Groundwater Monitoring Program
Table 4	Monitoring Well Groundwater Sampling Data, January 2011
Table 5	Monitoring Well Groundwater Sampling Data, April 2011
Table 6	Natural Attenuation Laboratory Data, April 2011
Table 7	Monitoring Well Groundwater Sampling Data, July 2011
Table 8	Monitoring Well Groundwater Sampling Data, October 2011

LIST OF APPENDICES

Appendix A	VOC Analytical Summary Plots and Groundwater Elevation Contour Maps – 2011
Appendix B	Time Series Plots from Water Levels and Water Quality Database
Appendix C	SPDES Permit and June 2011 DMR
Appendix D	Institutional and Engineering Controls Certification Forms

SECTION 1 INTRODUCTION

In accordance with the October 1991 Record of Decision, the December 1991 Order on Consent, the December 1993 "Addendum to the Remedial Design/Remedial Action Work Plan," and the September 2006 Operations, Maintenance and Monitoring Manual (revised March 2007), this periodic review report for 2011 documents the activities associated with the groundwater remedial action at the Former Carborundum Facility in Wheatfield, New York (Figures 1 and 2).

This report provides a summary of the remedial activities at the Site from January 1 through December 31, 2011. These activities included groundwater recovery system (GRS) operations, waste handling activities, permit issues, sampling, and analysis.

The Site property is made up of four parcels totaling approximately 40 acres. Currently, there is a manufacturing facility on the property with some associated administrative buildings and a groundwater recovery and treatment system. The manufacturing facilities being built on the northernmost parcel were completed in November 2011. The majority of land immediately adjacent to the facility is used for agricultural purposes. Private residences border the facility along the western boundary of the Site. Surface topography generally slopes to the south toward the Niagara River. Surface water from the paved areas of the Site is collected by the plant sewer system.

Trichloroethene (TCE), which was previously released to the environment at the manufacturing site during previous operations, is being addressed under the direction of NYSDEC (NYSDEC, 1991). TCE and its primary breakdown constituents, cis-1,2 dichloroethene and vinyl chloride, are present in the shallow groundwater.

As part of the remedial actions, a GRS and a soil vapor extraction system (SVES) were constructed. The operation of the SVES was discontinued in 2001 and the system was dismantled.

In 2011, the GRS continued to treat extracted groundwater and discharge the treated water to the NYSDEC permitted SPDES outfall. The GRS was operated with goals to provide onsite migration control, and to prevent offsite migration of groundwater containing volatile organic compounds (VOCs).

The GRS system has been in operation since July 1994. Groundwater collection and treatment continues under the NYSDEC discharge permit. Groundwater exists at the top of rock and in four deeper zones at the Site. In 2001, the GRS was optimized to focus only on the top of rock and the first bedrock zone. Operation and maintenance is ongoing, including long term groundwater monitoring.

SECTION 2

GROUNDWATER REMEDIATION SYSTEM

During 2011, operation of the GRS remained focused on onsite groundwater migration control, and the prevention of off-site migration of groundwater containing dissolved VOCs at concentrations above action levels. The GRS continued to extract, treat, and discharge the treated water to the SPDES outfall. The following sections summarize the GRS operation, maintenance, and performance in 2011, and discuss its effectiveness, as well as planned future activities.

2.1 OPERATIONS AND MAINTENANCE

In 2011, O&M Enterprises, Inc. (OME), under the direction of Parsons conducted operation and maintenance (O&M) activities on GRS extraction wells P-2, P-3, P-4, PW-1, PW-3, and PW-4 and the GRS treatment system. Table 1 provides the recovery well specifications (i.e, target water levels and on/off set points) used during the year. The goals of the O&M program for the GRS were to maintain pumping at a rate necessary to achieve migration control, and to maintain the system within permitted levels. O&M activities included system inspections, routine maintenance, monitoring, sampling, system and equipment repairs, adjustment of pumping controls, and lawn care/snow removal from parking areas and driveways. Applicable monitoring and analytical equipment were calibrated per the manufacturer's specification by OME. Non-routine O&M activities conducted for the GRS during the annual period included:

- returned tank 801 off-gas vent drum (Ventsorbtm). Spent carbon from the unit was regenerated;
- repaired doorway at front of treatment plant;
- disposed of carbon from aqueous reactors;
- installed new concrete seal around well B16M;
- replaced bearings in pump P-805A;
- replaced failed water level transducer in pumping well PW-4;
- replaced motor in pump P-805C;
- replaced failed starter in pump P-805C;
- repaired treatment plant computer and connectivity issues;
- repaired door on pumping well P-3 well shed;
- repaired and cleaned flow meter at P-2 well head;
- replaced failed starter at pumping well P-4;
- repaired the softstarter for pump P-805A;
- repaired leaking pressure valve on tank T-802;

- replaced SPDES sampling refrigerator;
- replaced broken well lock on B-18;
- pulled, cleaned, and checked well pumps and reinstalled;
- installed new door sweeps on man door on northeast end of building;
- installed pressure gauge on P-4;
- repaired cover on the electrical pull box in the control shed that is at the end of the Metaullics filters building;
- removed and capped the unused sample port on tank 802;
- replaced section of pipe near flow meter at PW-1; and
- replaced level probe at P-2.

2.2 SYSTEM PERFORMANCE IN 2011

Table 2 summarizes the GRS performance and system up time. The combined average system up time, based on operational hours relative to total hours, was approximately 99%. Individual well up times ranged from 97% at PW-4 to 100% at P-3, PW-1, and PW-3.

The GRS performance in 2011 was gauged by the degree of migration control, capture zone development, the magnitude of groundwater extraction, mass recovery, and treatment to meet SPDES discharge requirements. Performance of the GRS in 2011 and O&M plans for 2012 are discussed below.

2.2.1 Migration Control

Migration control efforts continued to focus on the Top of Rock (TOR) and Zone 1 in 2011. Extraction wells PW-1, PW-3, PW-4, P-2, P-3, and P-4 were utilized to achieve the objective of onsite migration control. Each of the wells extracts groundwater from the TOR and Zone 1 at locations within or downgradient of former source areas (PW-1, PW-3, PW-4, P-2), and at the downgradient property boundary (P-3, P-4). The high percentage of up time (operational time) for the extraction wells within the source areas (PW-1, PW-3, PW-4) facilitated migration control, with continuous source control throughout the period. The potential impacts to offsite areas were limited by a high degree of up time at wells P-2, P-3, and P-4 located downgradient of the former source areas, and at the property boundary, respectively.

2.2.2 Capture Zone Development

The potentiometric surface plots for the TOR and Zone 1 in 2011 (Appendix A) and other historical site-specific hydrogeological information (i.e. pumping test data) indicate that the GRS has maintained the capture zone in the vicinity of the extraction wells. Groundwater capture by the extraction wells is consistent with the remedial action objectives.

2.2.3 Groundwater Extraction and Mass Recovery

Table 2 summarizes the extraction performance of the GRS based on flow rates from individual wells. Approximately 45 million gallons of groundwater were extracted by the wells in the GRS during 2011, yielding approximately 224.6 pounds of extracted VOCs. The average GRS recovery rate for 2011 was approximately 85.8 gpm as measured at the SPDES meter. These data indicate that the GRS continued to make progress in the reduction of available mass in the source area groundwater during 2011.

The groundwater analytical database (Appendix B) contains VOC data for selected monitoring wells dating back to 1984. See Section 5 for a discussion of groundwater quality.

2.2.4 Treatment and SPDES Discharge

The average flow through the SPDES meter in 2011 was 85.8 gpm. During 2011, the discharge flow was monitored and effluent samples were collected at the SPDES outfall (OU1) inside the treatment building. Monthly discharge reports (DMRs) were provided to NYSDEC, in compliance with the SPDES permit (NY0001988). In 2011, there was one exceedence of the SPDES permit levels. In June, the first of two analytical results for BOD was non-detect but the reporting limit (<5.3 mg/L) was above the required permit limit (5 mg/L). The sample was considered invalid. An additional BOD sample was collected in June and found to be below the required permit limit, as was the second sample for BOD during June. This resulted in two valid BOD analytical results that were below the required permit limit. A noncompliance report was submitted to NYSDEC as required (Appendix C).

2.3 SYSTEM UPGRADES

A design was completed to convey water from three of the vaults in the Metaullics facility to the treatment building. A pre-treatment system was designed within the current treatment building to filter the water from the vaults prior to the water from the vaults entering Tank-801. Procurement of a subcontractor to complete the installation of the designed system was completed in 2011.

2.4 PLANNED FUTURE GRS ACTIVITIES

In addition to continued operation, maintenance, and monitoring of the focused extraction effort, the following activities will be addressed in 2012:

- Complete the installation of the NYSDEC-approved system designed to collect and transport water from the vaults in the Metaullics building to the onsite treatment plant.
- Implement changes to operations and maintenance procedures pending completion of inspection and maintenance work completed at the facility.
- System processes and procedures will continue to be reviewed, economized, upgraded and/or retrofitted as necessary to accommodate the groundwater recovery rate and treatment requirements.

- Downgradient chemical concentrations will continue to be evaluated to gauge the effectiveness of migration control.

SECTION 3

WASTE HANDLING PROGRAM

The waste handling program for the GRS consisted of tracking the generation and the proper disposition of soils, personal protective equipment, debris, and O&M materials. The program is intended to provide compliance with applicable local, state, and federal regulations related to waste handling. During 2011, wastes generated during site operation and maintenance included personal protective equipment (PPE) and GRS materials (spent water filters, aqueous phase carbon).

3.1 PERSONAL PROTECTIVE EQUIPMENT

During 2011, PPE waste was generated during routine O&M activities. The PPE waste that had been in contact with hazardous materials was disposed of with the spent water filters. Waste PPE during the 2012 period will continue to be handled with waste O&M materials.

3.2 GROUNDWATER TREATMENT SYSTEM OPERATIONS AND MAINTENANCE MATERIALS

O&M of the treatment system may generate used filter bags, PPE, sediment from filtering, and spent carbon adsorption material. During operations, a 55-gallon drum is used (until full) to contain used filter bags and PPE, then disposed. One drum of used filter bags and PPE was disposed in 2011 at a hazardous waste landfill. It is anticipated that the next drum of filter bags and PPE will be disposed in the Fall of 2012. The drum will be taken to a hazardous waste landfill.

In 2011, a drum of carbon (Ventsorb) from the offgas of Tank-801 was returned for regeneration.

SECTION 4

PERMITS AND SITE MANAGEMENT

Discharge from the GRS occurs under a S PDES permit for water discharge to Cayuga Creek. An air discharge registration is in place for vapor emissions from the air stripper. Key activities associated with the permit and the air registration are summarized below. Compliance with institutional and engineering controls is also discussed below.

4.1 SPDES PERMIT FOR GRS

The SPDES Permit for the GRS presently consists of Outfall 001A, located at the discharge of the GRS in the treatment building. The current permit is due to expire on March 31, 2012. An application for permit renewal was filed and approved by NYSDEC. The renewed permit is effective from April 1, 2012 through March 31, 2017. A copy of the SPDES Permit is provided in Appendix C. In 2011, samples collected for compliance with the SPDES permit were analyzed by Lancaster Laboratories, Inc. (LLI). The analytical results were compliant with the SPDES permit requirements with the exception of one BOD result in June. The first of two analytical results for BOD was nondetect but the reporting limit (<5.3 mg/L) was above the required permit limit (5 mg/L). The sample was considered invalid. An additional BOD sample was collected in June and found to be below the required permit limit, as was the second sample for BOD during June. This resulted in two valid BOD analytical results that were below the required permit limit. The DMR submittal as well as the non-compliance event report for June has been included in Appendix C.

The permit holder also participated in the 2011 Quality Assurance Study (DMR-QA Study 31). There was one “Unsatisfactory” result reported in the study. Silver results were unsatisfactory due to silver contamination in the volumetric flasks used in sample preparation. To avoid recurrence, the volumetric flasks will be rinsed with concentrated nitric acid and reagent water prior to preparation of samples by the analytical laboratory.

4.2 AIR REGISTRATION

In 2011, the facility continued to operate under a registration status in New York State. The registration does not expire. In November 2009, the configuration of the air emissions changed with the installation of the new discharge stack. The modification was approved by NYSDEC prior to implementing the change and a revised source registration was submitted to NYSDEC to document the change in stack configuration.

4.3 SITE MANAGEMENT

The site consists of four parcels upon which the responsible party maintained and monitored groundwater monitoring wells, and operated, monitored, and maintained a groundwater recovery and treatment system. Discharge from the treatment system is permitted under the SPDES permit. Institutional controls include a groundwater monitoring plan and an operations and maintenance plan for the GRS. Engineering controls include fencing (access control). For the parcel upon which the GRS is located,

engineering controls include groundwater containment via pumping and treatment of recovered groundwater.

The completed 2011 Institutional and Engineering Controls Certification Forms for the reporting period are included in Appendix D. The 2010 Engineering Controls were not certified until November 2011 due to construction activity related to the Metaullics Systems facility expansion. At present, the construction activity has ceased and the disrupted fencing and access control measures have been restored. The site-wide institutional control and engineering control (IC/EC) measures and the periodic review report can now be certified.

Monitoring and analytical instrumentation have been calibrated according to manufacturer's recommended maintenance procedures or by the manufacturer. Calibration records are kept on file at the Site.

SECTION 5

GROUNDWATER MONITORING, SAMPLING, AND ANALYSIS

Monitoring included both routine monitoring of groundwater conditions and discharges, as well as task-specific sampling and analysis events. The monitoring events that were conducted during the 2011 reporting period are summarized below.

5.1 GROUNDWATER MONITORING

Monitoring of groundwater condition includes both groundwater level measurements and groundwater quality sampling and analysis. On a quarterly basis, groundwater samples were collected and submitted for laboratory analysis of VOCs. Samples were collected in January, April, July, and October on the schedule defined in Table 3. Natural attenuation samples were also collected from selected wells in April. The sampling schedule used in 2011 was approved by NYSDEC in October 2005.

In 2011, groundwater levels were measured in the monitoring wells on a quarterly basis, and incorporated into the project database.

Groundwater samples were divided into three different groups based on historical analytical results from individual wells. The sampling groups were identified as least impacted (low), medium impacted (medium), and most impacted (high). To the extent practicable, the wells in the low group were sampled first, followed by wells in the medium group, and lastly wells in the high group. Within each group, wells were sampled, to the extent feasible, from lowest historical impacts to greatest historical impacts. Each sample submission group was marked on the chain-of-custody (COC) prior to delivery to the analytical laboratory. Quality assurance/quality control (QA/QC) samples included field duplicates and matrix spike/matrix spike duplicates (MS/MSD). QA/QC sample sets were collected at a rate of one per sample group.

Using standard protocols, each well was purged with a de-contaminated pump, dedicated high density polyethylene (HDPE) bailer, or the sampling port on the recovery well. During purging, field parameters (pH, specific conductivity, temperature, and turbidity) were measured and recorded. Purging continued until field parameters had stabilized and between three and five well volumes of water had been purged. After purging was complete, groundwater samples were collected from the monitoring and recovery wells. Field parameters were also measured immediately after sample collection.

The samples were placed in pre-cleaned, labeled 40-ml glass vials provided by the analytical laboratory, Lancaster Laboratories, Inc. The sample vials did not contain preservative, in accordance with New York State guidance (DER-10). Three sample vials were collected from each well. The containers were visually inspected to confirm that they did not contain air bubbles.

January 2011

The January 2011 quarterly groundwater monitoring event included the sampling of 22 monitoring wells and six recovery wells. The event was completed between January 24 and 27. No low-flow samples were planned during this quarterly sampling event. Field data collected during the sampling event are provided in Table 4. VOC analytical results are presented in Appendix B.

April 2011

The April 2011 quarterly event included the sampling of 26 monitoring wells and six recovery wells, and low-flow sampling for natural attenuation parameters at 15 of the 26 monitoring wells. The groundwater sampling was completed between April 12 and 21. Field data collected during the April sampling event are provided in Table 5. Natural attenuation laboratory parameter results are provided in Table 6. VOC analytical results are presented in Appendix B.

Low-flow sampling methods were employed to collect 15 groundwater samples for natural attenuation parameters. A pneumatically operated bladder pump was placed approximately one to two feet above the well bottom. Groundwater was pumped through an in-line flow cell until groundwater quality readings for the indicator parameters (pH, temperature, conductivity, redox, and dissolved oxygen) stabilized. Purge volumes varied between 0.5 and 3 gallons. Once the parameters stabilized, the groundwater sample was collected.

July 2011

Fifty-six (56) monitoring wells and six recovery wells were sampled during the July event. The event was completed between July 12 and 28. No low-flow samples were planned or collected for this quarterly sampling event. Field data collected during the sampling event are provided in Table 7. VOC analytical results are presented in Appendix B.

October 2011

Twenty-two (23) monitoring wells and six recovery wells were sampled during the October sampling event. The groundwater sampling event was completed between October 10 and 13. Field parameters collected during this sampling event are provided in Table 8. VOC analytical results are presented in Appendix B. No low-flow samples were planned during this quarterly sampling event.

Groundwater Quality

As mentioned in Section 2.2.1, recovery wells pump groundwater from the Top of Rock and Zone 1. The highest concentrations of TCE, total 1,2-DCE, and VC have previously been identified in these upper zones. With the exception of the wells discussed below, the concentration of dissolved VOCs observed in groundwater samples from all zones in 2011 is generally consistent with historical trends. The concentrations for each 2011 sampling event are provided on maps presented in Appendix A. Time series plots showing historical and current analytical data, as well as analytical tables for current and historical results, are provided in Appendix B.

Top of Rock and Zone 1

In the Top of Rock and Zone 1 during 2011, dissolved VOCs generally ranged from below the analytical detection limits to 1,000 µg/L. Wells in which concentrations of one or more VOCs exceeded 1,000 µg/L or had VOC concentrations inconsistent with previous results are listed below:

- Recovery well PW-1: dissolved VOCs appear to have been fairly stable since 2001. In general, the TCE concentrations have fluctuated above and below 1,000 µg/L since 2001, with spikes to greater than 10,000 µg/L in 2001, 2002 and 2008. In 2003, the concentration exceeded 100,000 µg/L. In 2011, the TCE concentration was highest during the January sampling round (1,800 µg/L) and lowest during the October sampling round (530 µg/L). The total 1,2-DCE concentrations are more variable, ranging from over 10,000 µg/L in 2002 to 68 µg/L in 2007. The first three rounds of 2008 identified total 1,2-DCE concentrations below 500 µg/L, but the October event reached slightly over 10,000 µg/L. In 2009, total 1,2-DCE concentrations were all below 600 µg/L and in 2010, concentrations were all below 400 µg/L. In 2011, total 1,2-DCE concentrations were all below 500 µg/L. The change observed between pre-2001 and post-2001 concentrations in this well is attributable to a change (in 2001) in the screened interval of the well.
- B-8M has had dissolved VOC concentrations remain consistent since the well was first sampled in 1984. Well B-8M is near a former source area, east of PW-3. TCE has been typically observed at concentrations greater than 10,000 µg/L. In 2011, TCE concentrations were between 45,000 and 83,000 µg/L. Historically, total 1,2-DCE concentrations ranged from 930 µg/L to 9,500 µg/L. In 2011, total 1,2-DCE concentrations ranged from 1,400 µg/L to 5,600 µg/L.
- B-11M is sampled annually in July. Since 2001, TCE concentrations have exceeded 1,000 µg/L in 2002, 2004, 2005, 2006, and 2007. In 2011, TCE was identified at 370 µg/L, the lowest identified concentration in B-11M since 2001.
- B-12M is sampled annually in July. Since 2001, the only years that TCE has exceeded 1,000 µg/L in B-12M were 2008 and 2010. In 2011, TCE concentration decreased from the 2010 level to 650 µg/L.

- B-13M concentrations have been stable since the pumping wells were retrofitted in 2001. Through 2010, TCE concentrations were 470 µg/L or lower (except for April 2003 when TCE was found at 1,400 µg/L). In 2011, TCE concentrations were between 68 µg/L and 490 µg/L. Between 2000 and 2011, total 1,2-DCE concentration ranged between 59 µg/L and 1,610 µg/L. Total 1,2-DCE concentrations have not exceeded 1,000 µg/L since April of 2005. In 2011, the total 1,2-DCE concentration ranged between 203 µg/L and 785 µg/L.
- B-17M concentrations have been relatively stable since the pumping wells were retrofitted in 2001. TCE concentrations in 2011 ranged from 5,300 µg/L to 6,800 µg/L, consistent with previous results. Between 2005 and 2010, total 1,2-DCE concentrations ranged from 3,100 µg/L to 15,000 µg/L. In 2011, total 1,2-DCE concentrations were between 7,442 µg/L and 14,054 µg/L. Vinyl chloride concentrations between 2005 and 2010 ranged from 372 to 2,540 µg/L. In 2011, vinyl chloride ranged from 720 µg/L to 1,400 µg/L.
- Recovery well P-2 concentrations, while variable, have remained relatively stable since the well screen interval was changed in 2001. TCE concentrations ranged from 1,700 µg/L to 6,000 µg/L in 2011. Total 1,2-DCE concentrations in 2011 ranged from 806 µg/L in January to 1,611 µg/L in July. The concentration of 1,1,1 – trichloroethane (TCA) decreased from the 4,700 µg/L observed in October 2010. TCA concentrations in this well during 2011 were between 630 µg/L in July and 2,100 µg/L in January 2011.
- Recovery well P-4 concentrations increased after a change in the screened interval of the well in 2001. In 2011, concentrations of TCE ranged from 1,200 µg/L to 3,700 µg/L. In 2011, total 1,2-DCE concentrations were between 760 and 1,514 µg/L. Total 1,2-DCE had not exceeded 1,000 µg/L since October of 2006.
- Recovery well PW-3 TCE concentrations ranged from 630 to 6,300 µg/L between 2004 and 2010. From 2009 until January 2010, TCE concentrations of TCE increased to 6,300 µg/L. After January 2010 TCE concentrations decreased to 3,100 µg/L in October 2010. In 2011, TCE concentrations ranged from 3,400 µg/L in January to 2,900 µg/L in October. Total 1,2-DCE concentrations varied between 299 µg/L and 2,922 µg/L from 2003 through 2010. In 2011, total 1,2-DCE concentrations ranged from 564.3 µg/L in April to 1,307 µg/L in July.
- Recovery well PW-4 was first sampled in January 2009 and has been sampled quarterly since that time. Total 1,2-DCE concentrations have ranged from 2.4 to 1,000 µg/L. Total 1,2-DCE concentrations varied between 2.5 µg/L (April) and 60 µg/L (October) in 2011. The highest concentration identified prior to the October 2010 concentration of 1,000 µg/L was 62 µg/L (July and October 2009). The higher total 1,2-DCE concentrations identified

in October 2010 may be related to the lower water level elevation at the time of sampling. October 2011 total 1,2-DCE concentrations (60 µg/L) were similar to concentrations prior to October 2010.

- In well B-4, an increase in VOC concentration was observed during the July 2010 sampling event. VOC concentrations were significantly lower in April 2011 but remained elevated compared to previous results. The July 2011 VOC concentrations returned to the historical range and were lower than the previous April 2011 and July 2010 sampling events.

Zones 2, 3, and 4

VOC concentrations in these deeper groundwater zones were typically orders of magnitude lower than those in the Top of Rock zone and Zone 1. Concentrations in the majority of the wells ranged from less than detection limits to 5 µg/L. Only four wells contained concentrations exceeding 12 µg/L in 2011.

- B-19M was found to have 121.9 µg/L of total 1,2-DCE and 25 µg/L of TCE during the October 2010 sampling event. Prior events in 2010 had total 1,2-DCE below 3 µg/L and were below the detection limits for TCE. In 2011, total 1,2-DCE returned to historical concentration ranges with January at 15 µg/L and the April, July, and October events below 4 µg/L. The TCE concentration in January was 1.9 µg/L, with the other three events below the analytical detection limits.
- Consistent with previous results, B-46M was found to have total 1,2-DCE at 38 µg/L. This well is sampled only in July.
- B-50M is sampled in July only and was found to have a TCE concentration of 53 µg/L and a total 1,2-DCE concentration of 14 µg/L. Both results are consistent with previous results at this location.
- B-53M is sampled in April and July. The April sample had a TCE concentration of 16 µg/L while the July TCE concentration was 9.3 µg/L. Both results are consistent with previous results at this location.
- B-56M had a TCE concentration that ranged from 140 µg/L to 300 µg/L. Total 1,2-DCE concentrations ranged from 24.1 µg/L to 79.7 µg/L during 2011. These data are consistent with 2010 data, but higher than previous concentrations.

Results for these zones are displayed graphically in Appendix A.

5.2 NIAGARA QUARRY SEEP AND POND SAMPLING

In conjunction with the groundwater monitoring, ponded water was sampled at the Niagara Quarry on April 14 and October 10, 2011. Samples from groundwater seeps on the quarry wall were not collected because the seeps were dry during both sampling events.

No analytes were identified above the analytical detection limits in the samples from the quarry pond. These results are consistent with historical results. In previous communications with the land owner, NYSDEC has indicated that there appears to be no health risk associated with the quarry seeps. Monitoring of VOC concentrations in the quarry during the Spring and Fall will continue through 2012.

5.3 FUTURE SAMPLING AND ANALYSIS ACTIVITIES

Scheduled activities for the 2012 annual period include the following:

- Quarterly water level measurements in monitoring and recovery wells;
- Continued groundwater recovery from wells (PW-4 PW-1, PW-3, P-2, P-3, and P-4); PW-4 will be further evaluated as the sump water recovery system begins operations.
- Quarterly sampling and chemical analysis of selected monitoring wells and the recovery wells as identified in Table 3. The April 2012 event will include both natural attenuation field and laboratory parameters;
- Annual sampling and chemical analysis for monitoring and recovery wells as identified in Table 3; and
- Semi-annual sampling of Niagara Quarry wall seeps (when present) and ponded water.

SECTION 6

HEALTH, SAFETY, SECURITY, AND ENVIRONMENT

The site HSSE program was undertaken in accordance with OSHA 1910.120 and was restricted to Level D protection requirements during non-intrusive activities.

6.1 SITE HEALTH, SAFETY, SECURITY, AND ENVIRONMENT PLAN

Contractors assigned to the remediation efforts operated under the provisions of the Site HSSE Plan. The site HSSE Plan was updated, as appropriate, during 2011. The HSSE plan is part of the OM&M manual. New personnel assigned to the Site are given a health and safety orientation that includes a review of the HSSE Plan.

6.2 PERFORMANCE REPORT

During 2011, no accidents or incidents occurred at the Site. A summary of the manhours worked relative to reportable accidents, injuries, incidents and releases during the 2011 annual period is shown below:

- Total Site Manhours Worked - 2011 Annual Period: 1,690 (approximate)
- Total Hours without accident, incident, or release: 1,690
- Reportable Accidents or Injuries: None
- Reportable OSHA Incidents: None
- Reportable Quantities Released: None

SECTION 7 CONCLUSIONS

In accordance with the Site's decision documents and the OM&M manual (September 2006 revised March 2007), and based on the discussion herein, the following conclusions can be drawn for the periodic review period of January 1 through December 31, 2011. The forms documenting that site management requirements have been met during the period are provided in Appendix C of this report.

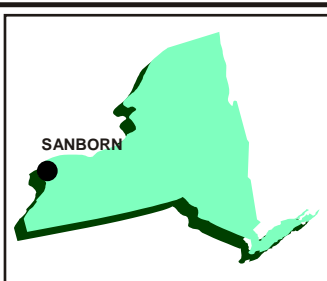
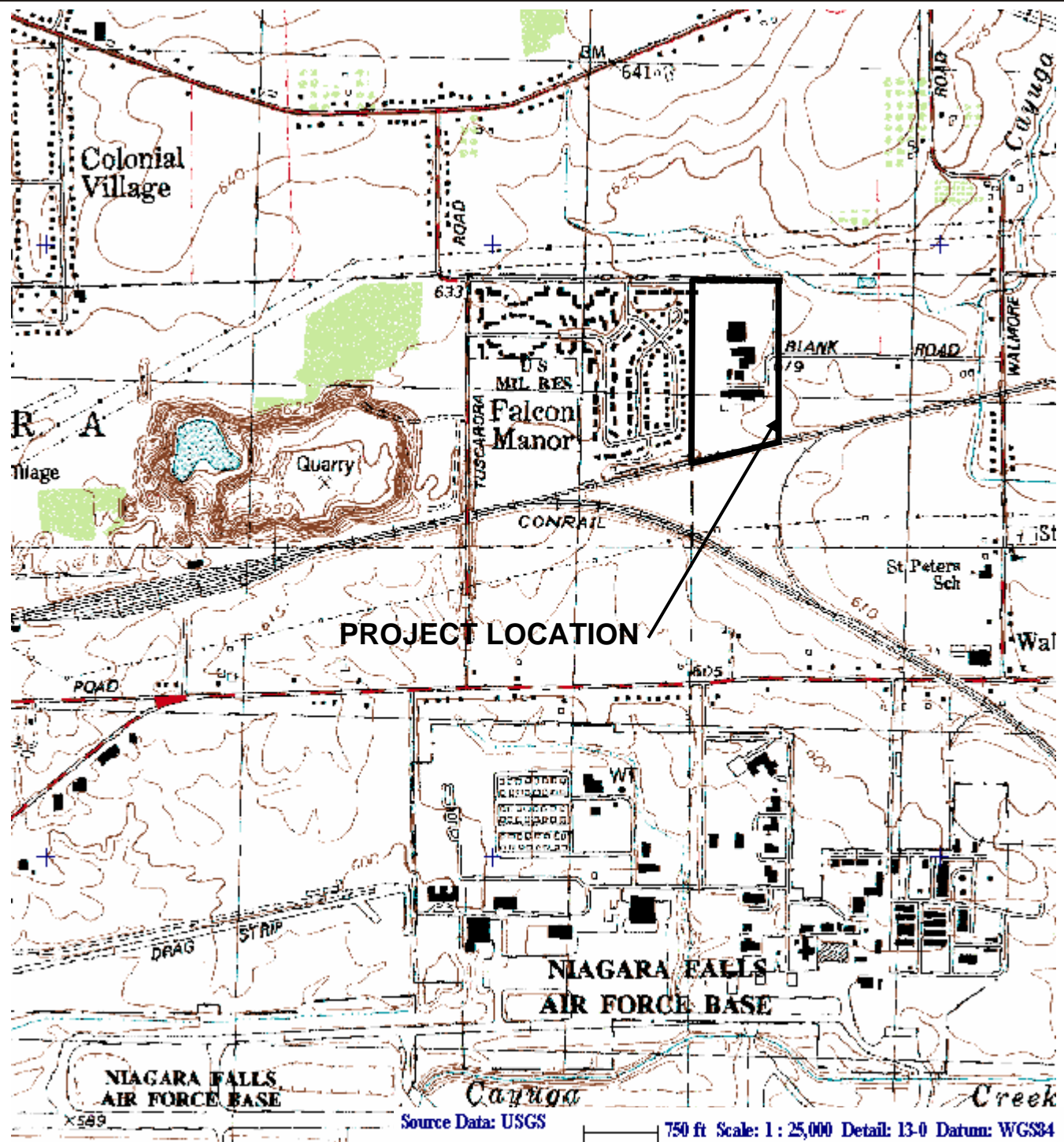
- Through November 18, 2011, construction activity related to the Metallurgical Systems facility expansion required the use of temporary construction fencing and barricades to limit site access. After November 18, 2011 through December 31, 2011, the permanent institutional and engineering controls (permanent fencing) were appropriately maintained. The permanent site-wide institutional control and engineering control (IC/EC) measures and the periodic review report can now be certified for 2011.
- The operations and maintenance requirements were met during the period.
- The monitoring requirement for all of the property was met during the period.
- Operation of the GRS continued throughout the period to facilitate migration control and continuous source control within the top of rock and Zone one.
- Operation of the GRS continued to maintain the capture zones in the vicinity of the extraction wells.

SECTION 8

REFERENCES

1. Parsons, 2006, Operations, Monitoring, and Maintenance Manual at Former Carborundum Facility, Wheatfield, New York, September 2006 (partial revision in March, 2007).
2. Parsons, 2011, 2010 Periodic Review, Groundwater Remediation Program, Former Carborundum Facility, Wheatfield, New York, March 2011.
3. Haley & Aldrich, 2003, Upgradient Hydrologic Investigation Data Results, Former Carborundum Facility, Wheatfield, New York, January 2003.
4. Haley & Aldrich, 2001, Groundwater Migration Control Status Report, Former Carborundum Facility, Wheatfield, New York, May 2001.
5. Haley & Aldrich, 2001, Soil Closure Report, Former Carborundum Facility, Wheatfield, New York, March 2001.
6. Haley & Aldrich, 1998, Evaluation of Soil and Groundwater Remediation Efforts, 1992 to 1998 Former Carborundum Facility, Wheatfield, New York, November 1998.
7. New York State Department of Environmental Conservation, 1991, Order On Consent, Site #932102, Index #B9-0229-88-07, December 1991.
8. Wiedemeier, T.H., Swanson, M.A., Moutoux, D.E., Gordon, E.K., Wilson, J.T., Wilson, B.H., Kampbell, D.H., Hansen, J.E., Hass, P., and Chapelle, F.H., 1996, Technical Protocol for Evaluating Natural Attenuation of Chlorinated Solvents in Groundwater: US Air Force Center for Environmental Excellence, San Antonio, Texas.
9. Wiedemeier, T.H., Wilson, J.T., Kampbell, D.H., Miller, R.N., and Hansen, J.E., 1995, Technical Protocol for Implementing Intrinsic Remediation with Long-term Monitoring for Natural Attenuation of Fuel Contamination Dissolved in Groundwater: US Air Force Center for Environmental Excellence, San Antonio, Texas.
10. Haley & Aldrich, 1993, Addendum to the Remedial Design/Remedial Action Work Plan, Former Carborundum Facility, Wheatfield, New York, December 1993.
11. Haley & Aldrich, 1993, RD/RA Work Plan Addendum, Carborundum Facility, Wheatfield, New York, December 1993.

FIGURES



New York
Quadrangle

LATITUDE: N43° 07' 43"
LONGITUDE: W78° 56' 18"



SOURCE: DeLORME 3-D
TOPOQUAD PROGRAM

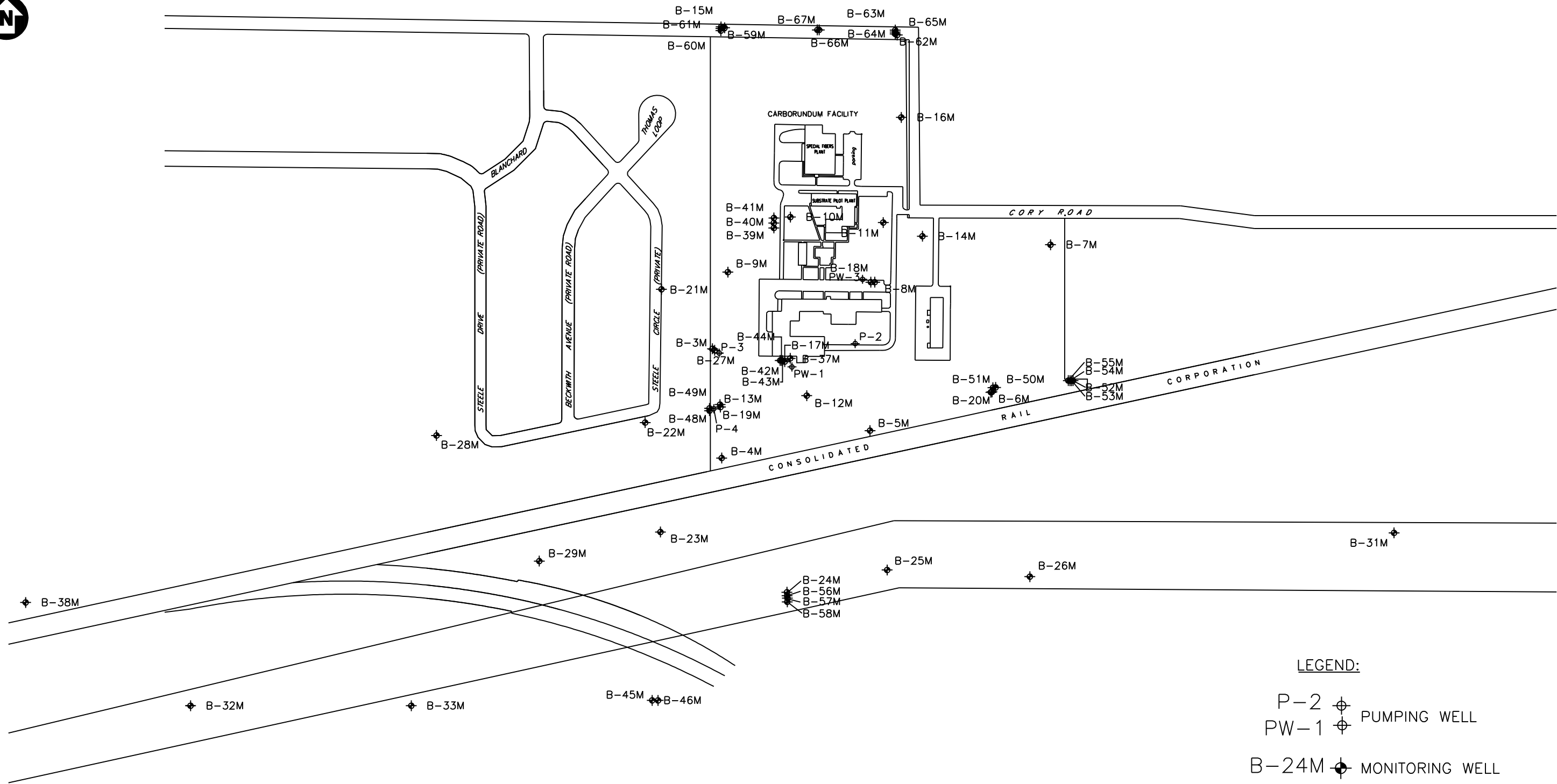
FIGURE 1

ATLANTIC RICHFIELD COMPANY
FORMER CARBORUNDUM FACILITY
SANBORN, NEW YORK




PROJECT LOCATION PLAN

PARSONS

40 LA RIVIERE DRIVE, SUITE 350 BUFFALO, NEW YORK, 14202 * (716) 541-0730



LEGEND:

- P-2  PUMPING WELL
PW-1  PUMPING WELL
B-24M  MONITORING WELL

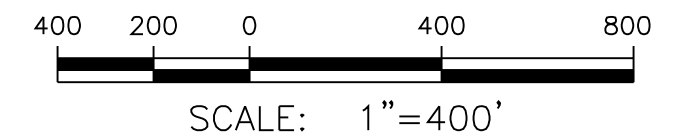


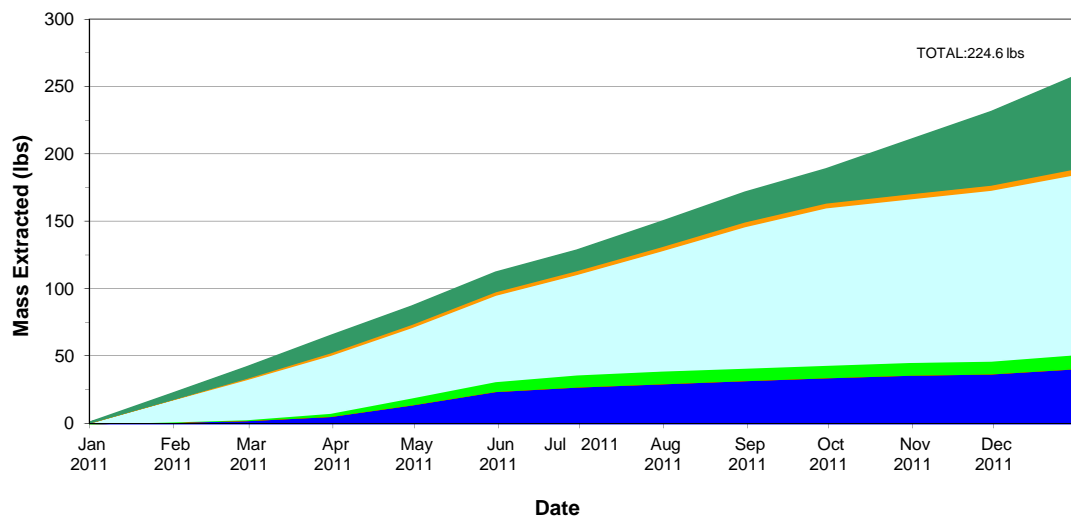
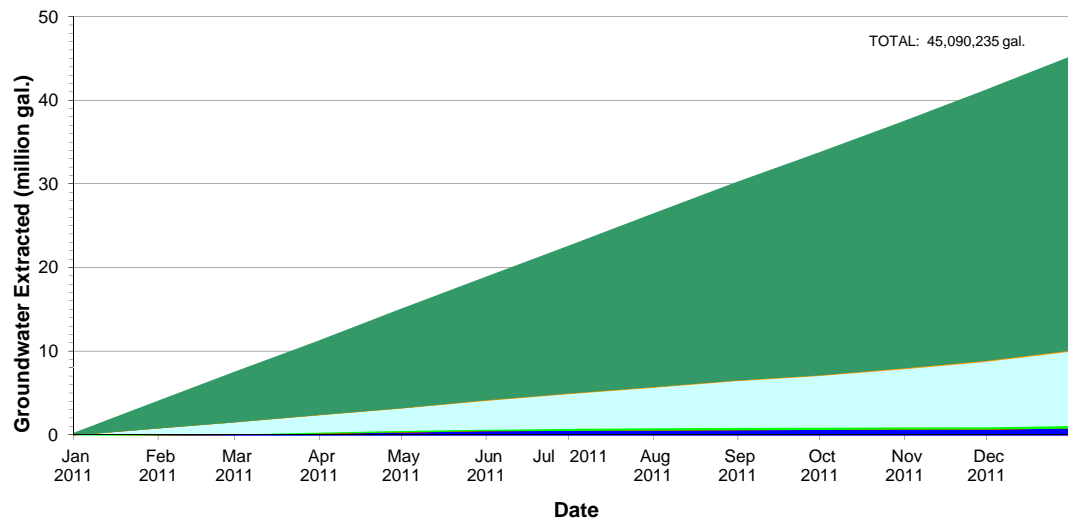
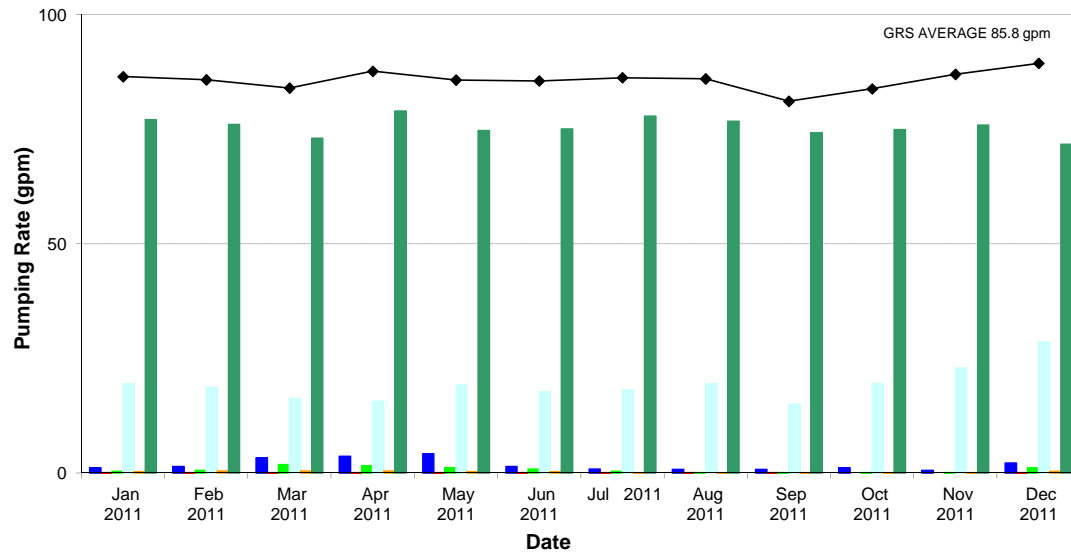
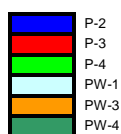
FIGURE 2

ATLANTIC RICHFIELD COMPANY
FORMER CARBORUNDUM FACILITY

SITE PLAN

PARSONS

40 LA RIVIERE DRIVE, SUITE 350, BUFFALO, N.Y. 14202, PHONE: 716-541-0730

**Legend:****Notes:**

1. Totals represent a running cumulative of all pumping wells.
2. Totals are for the period of 01/01/11 to 12/31/11 only.

PARSONS

ATLANTIC RICHFIELD COMPANY
FORMER CARBORUNDUM FACILITY
WHEATFIELD, NEW YORK

**GROUNDWATER RECOVERY SYSTEM
PERFORMANCE SUMMARY**

TABLES

TABLE 1
RECOVERY WELL SPECIFICATIONS
Former Carborundum Facility
Wheatfield, New York

Well	Revision Date	Grundfos Pump Model Number	Revised Well Bottom Depth (ft)	Approximate Intake Depth (ft)	Target Water Level Depth (ft)	Revised Set Points		
							Depth	Range
P-2	9/13/2010	5S03-9 0.5 hp - 5gpm	26.4	24.4	21.9	On Off	18.9 21.9	3.0
P-3	9/13/2010	5S03-9 0.5 hp - 5gpm	33.7	31.7	30.0	On Off	26.2 30.0	3.8
P-4	9/13/2010	5S03-9 0.5 hp - 5gpm	34.2	32.2	30.2	On Off	26.7 30.2	3.5
PW-1	9/13/2010	25S15-20 1.5 hp - 25 gpm	29.8	27.8	24.8	On Off	21.8 24.8	3.0
PW-3	9/13/2010	5S03-9 0.5 hp - 5gpm	18.2	16.7	14.2	On Off	10.2 14.2	4.0
PW-4	9/13/2010	75S75-12 5 hp - 120 gpm	30.8	26.0	23.3	On Off	20.8 23.3	2.5

Revised 1/27/2011

TABLE 2
GRS PERFORMANCE SUMMARY
Former Carborundum Facility
Wheatfield, New York

Well	Category	Units	January 2011 31	February 2011 28	March 2011 31	April 2011 30	May 2011 31	June 2011 30	July 2011 31	August 2011 31	September 2011 30	October 2011 31	November 2011 30	December 2011 31	Annual Total 2011 365
		Days													
P-2	Uptime (%)		100%	100%	100%	100%	99%	100%	100%	100%	100%	100%	83%	82%	97%
	Average Flow (gpm)		1.14	1.42	3.33	3.64	4.18	1.40	0.89	0.81	0.77	1.14	0.57	2.17	1.8
	Total Flow (gal)		49,900	56,755	148,369	155,349	182,676	59,630	39,067	35,828	32,924	49,707	24,187	95,992	930,384
	VOC Concentration (ppb)		2,537	2,537	2,537	6,548	6,548	6,548	7,668	7,668	7,668	4,722	4,722	4,722	NA
	Total Contaminant Removed (lbs)		1.1	1.2	3.1	8.5	10.0	3.3	2.5	2.3	2.1	2.0	1.0	3.8	40.7
P-3	Uptime (%)		100%	100%	99%	100%	99%	100%	100%	100%	100%	100%	100%	100%	100%
	Average Flow (gpm)		0.01	0.01	0.02	0.02	0.02	0.01	0.01	0.01	0.01	0.00	0.00	0.01	0.0
	Total Flow (gal)		261	321	797	702	719	470	167	63	12	57	94	623	4,286
	VOC Concentration (ppb)		30	30	30	106.1	106.1	106.1	115.8	115.8	115.8	97	97	97	NA
	Total Contaminant Removed (lbs)		0.0	0.0	0.0	0.0	0.0	0.0	0.0	0.0	0.0	0.0	0.0	0.0	0.0
P-4	Uptime (%)		100%	99%	99%	100%	78%	100%	100%	100%	100%	100%	100%	100%	98%
	Average Flow (gpm)		0.38	0.60	1.83	1.55	1.14	0.88	0.39	0.06	0.02	0.04	0.07	1.15	0.7
	Total Flow (gal)		16,807	23,952	81,556	66,125	49,996	37,672	17,028	2,451	723	1,722	3,183	50,831	352,046
	VOC Concentration (ppb)		2,305	2,305	2,305	5,243	5,243	5,243	2,160	2,160	2,160	2,081	2,081	2,081	NA
	Total Contaminant Removed (lbs)		0.3	0.5	1.6	2.9	2.2	1.6	0.3	0.0	0.0	0.0	0.1	0.9	10.4
PW-1	Uptime (%)		100%	100%	100%	100%	99%	100%	100%	100%	100%	100%	100%	100%	100%
	Average Flow (gpm)		19.48	18.7	16.3	15.7	19.2	17.7	18.1	19.5	15.1	19.5	22.9	28.6	19.3
	Total Flow (gal)		851,334	745,883	727,819	669,260	839,383	758,782	791,988	861,530	644,860	851,355	981,216	1,263,883	9,987,293
	VOC Concentration (ppb)		2,216	2,216	2,216	1,665	1,665	1,665	2,206	2,206	2,206	657	657	657	NA
	Total Contaminant Removed (lbs)		15.7	13.8	13.5	9.3	11.7	10.5	14.6	15.9	11.9	4.7	5.4	6.9	133.8
PW-3	Uptime (%)		100%	100%	100%	100%	99%	100%	100%	100%	100%	100%	100%	100%	100%
	Average Flow (gpm)		0.28	0.43	0.5	0.4	0.3	0.3	0.1	0.1	0.1	0.1	0.1	0.4	0.2
	Total Flow (gal)		12,109	17,254	20,607	18,069	13,952	11,867	4,874	4,951	3,164	4,825	2,008	16,297	129,977
	VOC Concentration (ppb)		4,396	4,396	4,396	3,166	3,166	3,166	4,433	4,433	4,433	4,000	4,000	4,000	NA
	Total Contaminant Removed (lbs)		0.4	0.6	0.8	0.5	0.4	0.3	0.2	0.2	0.1	0.2	0.1	0.5	4.2
PW-4	Uptime (%)		100%	100%	100%	100%	99%	100%	100%	99%	65%	100%	100%	100%	97%
	Average Flow (gpm)		77.1	76.11	73.1	79.0	74.7	75.1	77.9	76.8	74.2	74.9	76.0	71.8	75.5
	Total Flow (gal)		3,369,130	3,032,833	3,262,211	3,373,434	3,263,737	3,208,070	3,403,952	3,353,934	3,175,742	3,273,947	3,245,887	3,170,389	39,133,266
	VOC Concentration (ppb)		156	156	156	29	29	29	123	123	123	539	539	539	NA
	Total Contaminant Removed (lbs)		4.4	3.9	4.2	0.8	0.8	0.8	3.5	3.4	3.3	14.7	14.6	14.3	68.7
GRS Total	Uptime (%)		100%	100%	100%	100%	96%	100%	100%	100%	94%	100%	97%	97%	99%
	Average Flow (gpm)		86.5	85.8	84.0	87.7	85.8	85.6	86.3	86.1	81.2	83.9	87.0	89.4	85.8
	Total Flow (gal)		3,862,822	3,461,368	3,751,648	3,789,104	3,829,720	3,698,324	3,852,124	3,841,482	3,506,521	3,744,239	3,760,190	3,992,693	45,090,235
	VOCs to Influent (ppm)		602	602	622	616	685	464	577	593	486	591	590	716	608.67
	Total Contaminant Removed (lbs)		19.4	17.4	19.5	19.5	21.9	14.3	18.5	19.0	14.2	18.5	18.5	23.8	224.6

0.0

Notes:

1. For the period of 1/01/11 to 12/31/11.
2. Uptime estimated and reflects potential uptime.
3. Flow rates are estimated throughout the period due to meter malfunctions.
4. VOC Concentration (see above) equals the sum of the compounds cis-1,2-DCE, trans-1,2-DCE, Tetrachloroethene, and Trichloroethene
5. Mass removed is based on the percentage of flow through the SPDES meter

TABLE 3
SUMMARY OF GROUNDWATER MONITORING PROGRAM
Former Carborundum Facility
Wheatfield, New York

WELL No.	GROUNDWATER SAMPLING			
	JAN	APR	JUL	OCT
B-3M			S	
B-4M			S	
B-5M			S	
B-6M	S	S	S	S
B-7M			S	
B-8M	S	S/LF/NA	S	S
B-9M	S	S	S	S
B-10M		S/LF/NA	S	S
B-11M			S	
B-12M			S	
B-13M	S	S/LF/NA	S	S
B-14M			S	
B-15M			S	
B-16M			S	
B-17M	S	S/LF/NA	S	S
B-18M			S	
B-19M	S	S/LF/NA	S	S
B-20M			S	
B-21M	S	S	S	S
B-22M	S	S/LF/NA	S	S
B-23M	S	S/LF/NA	S	S
B-24M	S	S	S	S
B-25M				
B-26M			S	
B-27M				
B-28M	S	S	S	S
B-29M			S	
B-31M			S	
B-32M			S	
B-33M			S	
B-34M				
B-35M				
B-37M				
B-38M	S	S	S	S
B-39M	S	S/LF/NA	S	S
B-40M	S	S/LF/NA	S	S
B-41M	S	S/LF/NA	S	S
B-42M	S	S/LF/NA	S	S
B-43M	S	S/LF/NA	S	S
B-44M	S	S/LF/NA	S	S
B-45M			S	
B-46M			S	
B-48M	S	S/LF/NA	S	S
B-49M	S	S/LF/NA	S	S
B-50M			S	
B-51M			S	
B-52M			S	
B-53M			S	
B-54M			S	
B-55M			S	
B-56M	S	S	S	S
B-57M	S	S	S	S
B-58M			S	
B-59M			S	
B-60M			S	
B-61M			S	
B-62M			S	
B-63M			S	
B-64M			S	
B-65M			S	
B-66M			S	
B-67M			S	
P-2	S	S	S	S
P-3	S	S	S	S
P-4	S	S	S	S
PW-1	S	S	S	S
PW-3	S	S	S	S
Quarry		S		S

- Notes:
1. S indicates that groundwater sampling and analysis will be performed. LF indicates low flow sampling.
NA Indicates that natural attenuation sampling and analysis will be performed.
 2. July was selected as the annual sampling event.
 3. The well sampling may change as the groundwater remediation program alters the plume configuration.
 4. Water Levels are to be collected from every well, on a quarterly basis.

TABLE 4
MONITORING WELL GROUNDWATER SAMPLING DATA
JANUARY 2011 QUARTERLY SAMPLING EVENT
FORMER CARBORUNDUM COMPANY
WHEATFIELD, NEW YORK

Monitoring Well I.D.	Date	Time	Top of Riser Elevation (ft)	pH (standard units)	Specific Conductance (uS/cm)	Temperature (deg F)	Turbidity (NTU)	Remarks
P-2	1/24/11	15:00	619.67	8.9	1.19	50.1	3.23	Pumping well
P-3	1/26/11	12:00	627.35	7.72	1.51	47.1	210	Pumping well
P-4	1/26/11	11:45	624.45	7.34	1.26	47.2	26	Pumping well
PW-1	1/25/11	9:45	619.78	7.47	0.90	51.5	1.00	Pumping well
PW-3	1/24/11	14:15	618.28	8.79	1.71	44.9	8.87	Pumping well
PW-4	1/24/11	14:45	618.28	8.22	0.84	49.8	8.34	Pumping well
B-6M	1/24/11	14:30	615.69	8.26	1.55	47.4	683	
B-8M	1/24/11	14:10	618.57	8.1	2.73	47.6	638	
B-9M	1/24/11	10:00	623.03	7.34	0.43	46.1	95	
B-13M	1/25/11	13:05	618.69	7.18	1.07	50.1	45	
B-17M	1/25/11	11:55	626.01	7.11	0.99	51.6	160	
B-19M	1/25/11	13:40	617.71	7.45	1.37	49.8	16	
B-21M	1/27/11	11:45	618.31	7.09	0.88	51.7	275	
B-22M	1/27/11	11:00	619.35	6.97	1.18	50.8	34	
B-23M	1/26/11	11:30	609.81	7.07	1.02	50.6	60	
B-24M	1/26/11	10:30	626.12	6.89	1.00	47.9	0.31	
B-28M	1/27/11	10:10	622.62	6.82	1.07	51.0	300	
B-38M	1/26/11	13:40	609.81	7.0	1.03	49.0	15	
B-39M	1/24/11	10:35	626.12	7.21	0.90	47.2	11	
B-40M	1/24/11	11:15	626.23	7.82	1.42	47.7	60	
B-41M	1/24/11	12:45	626.31	8.25	1.38	48.2	6.96	
B-42M	1/25/11	11:00	623.76	7.6	0.99	50.3	16	
B-43M	1/25/11	11:10	623.64	7.08	1.15	51.5	2.6	
B-44M	1/25/11	10:15	623.29	6.98	2.69	51.8	7.78	
B-48M	1/25/11	14:40	625.40	7.16	0.95	48.8	14	
B-49M	1/25/11	15:50	625.56	7.03	2.7	50.0	28	
B-56M	1/26/11	9:40	617.78	7.08	1.06	48.0	130	
B-57M	1/26/11	10:45	617.80	6.91	2.09	48.2	11	

TABLE 5
MONITORING WELL GROUNDWATER SAMPLING DATA
APRIL 2011 QUARTERLY SAMPLING EVENT
FORMER CARBORUNDUM COMPANY
WHEATFIELD, NEW YORK

Monitoring Well ID	Date	Time	Top of Riser Elevation (ft)	pH (standard units)	Specific Conductance (uS/cm)	Temperature (deg C)	Turbidity (NTU)	Remarks
P-2	4/12/11	9:05	619.67	6.32	1.15	10.5	1.7	Pumping well
P-3	4/12/11	9:30	627.35	6.70	1.56	9.8	1.0	Pumping well
P-4	4/12/11	10:10	624.45	6.58	1.08	10.3	0	Pumping well
PW-1	4/12/11	8:45	619.78	6.71	0.87	13.7	5.5	Pumping well
PW-3	4/12/11	9:15	618.28	6.59	1.33	9.0	5.6	Pumping well
PW-4	4/12/11	8:55	618.28	6.52	0.74	12.5	1.0	Pumping well
B-4M	4/12/11	13:45	622.24	6.73	1.37	9.7	25	
B-6M	4/12/11	12:30	615.69	6.83	1.33	9.1	180	
B-8M	4/14/11	12:45	618.57	6.68	1.50	9.1	48	
B-9M	4/12/11	11:00	623.03	6.7	0.46	6.9	33	
B-10M	4/21/11	10:10	622.07	7.4	1.37	9.4	16	
B-13M	4/18/11	8:40	618.69	7.11	1.58	9.7	7.7	
B-17M	4/19/11	13:45	626.01	6.91	1.57	9.7	7.3	
B-19M	4/18/11	10:10	617.71	7.28	1.88	7.3	1.3	
B-21M	4/13/11	13:30	618.31	6.97	0.88	15.0	400	
B-22M	4/14/11	10:35	619.35	6.52	1.52	11.6	1.0	
B-23M	4/21/11	8:30	609.81	6.67	1.44	9.8	13	
B-24M	4/13/11	10:15	626.12	7.82	0.79	8.4	33	
B-28M	4/13/11	14:05	622.62	7.44	1.09	11.1	450	
B-38M	4/14/11	9:15	609.81	6.59	1.32	10.3	85	
B-39M	4/20/11	8:35	626.12	6.85	1.31	9.7	2.6	
B-40M	4/20/11	9:35	626.23	6.76	2.95	9.6	1.4	
B-41M	4/20/11	10:55	626.31	6.97	1.48	9.8	2.1	
B-42M	4/19/11	12:15	623.76	6.92	1.13	11.0	1.0	
B-43M	4/15/11	10:35	623.64	6.91	2.91	8.2	1.0	
B-44M	4/19/11	8:45	623.29	7.34	3.34	7.18	3.0	
B-48M	4/18/11	11:25	625.40	7.23	1.10	9.1	6.9	
B-49M	4/18/11	13:00	625.56	6.89	3.57	8.8	1.0	
B-53M	4/13/11	10:55	616.14	7.75	0.92	8.2	22	
B-56M	4/13/11	9:20	617.78	7.27	1.49	9.9	100	
B-57M	4/13/11	9:00	617.80	7.34	2.18	9.6	15	
B-59M	4/13/11	11:45	625.53	7.60	1.7	10.1	90	
Quarry Pond	4/14/11	10:10		7.35	1.87	10.0	8.3	

TABLE 6
NATURAL ATTENUATION ANALYTICAL RESULT SUMMARY
APRIL 2011 QUARTERLY SAMPLING EVENT
FORMER CARBORUNDUM COMPANY
WHEATFIELD, NEW YORK

Compound	UNITS	B- 8M	B-10M	B-13M	B-17M	B-19M	B-22M	B-23M	B-39M	B-40M	B-41M	B-42M	B-43M	B-44M	B-48M	B-49M
Biochemical Oxygen Demand	mg/l	< 3.1	< 2.6	< 4.2	< 4	< 3.4	< 2.3	< 2.8	< 2.4	< 3.6	< 2.1	< 2.4	< 3.1	9.4	< 3.1	23.9
Chemical Oxygen Demand	mg/l	30 J	25.5 J	< 12.8	36.8 J	< 12.8	14.2 J	14.2 J	21 J	16.4 J	14.2 J	21 J	16.4 J	41.3 J	16.4 J	84.3
Chloride	mg/l	105	182	41.6	65.3	71.5	110	81.5	98.1	39.2	75.7	110	57.9	67.6	62.4	49.3
Dissolved Organic Carbon	mg/l	2.1	2.6	2.1	4.2	1.8	1.7	2.1	2.8	2.3	2.4	1.6	1.4	0.88 J	1.5	0.64 J
Ethane	ug/l	13	< 1	< 1	< 1	< 1	< 1	< 1	< 1	< 1	1.1 J	< 1	< 1	16	< 1	24
Ethene	ug/l	3.5 J	< 1	< 1	9	< 1	< 1	< 1	< 1	< 1	< 1	< 1	< 1	6	< 1	< 1
Iron	mg/l	3.31	2.44	1.8	5.96	0.228	< 0.0522	2.3	1.68	< 0.0522	0.451	< 0.0522	0.0527 J	0.108 J	< 0.0522	< 0.0522
Manganese	mg/l	0.188	0.0148	0.035	0.165	0.0153	0.0027 J	0.031	0.0865	0.0369	0.0217	0.0088	0.0352	0.014	0.0194	0.0212
Methane	ug/l	190	< 10	10 J	41	< 10	< 5	10 J	< 10	< 10	12 J	< 5	6.8 J	25	< 10	61
Nitrate Nitrogen	mg/l	< 0.25	1	< 0.25	< 0.25	< 0.25	< 0.25	< 0.25	2.7	< 0.25	< 0.25	1.6	< 0.25	< 0.25	1.3	< 0.25
Nitrite Nitrogen	mg/l	< 0.4	< 0.4	< 0.4	< 0.4	< 0.4	< 0.4	< 0.4	< 0.4	< 0.4	< 0.4	< 0.4	< 0.4	< 0.4	< 0.4	< 0.4
Sulfate	mg/l	86.5	66.3	347	242	500	235	253	102	1170	333	105	1200	1660	106	1650

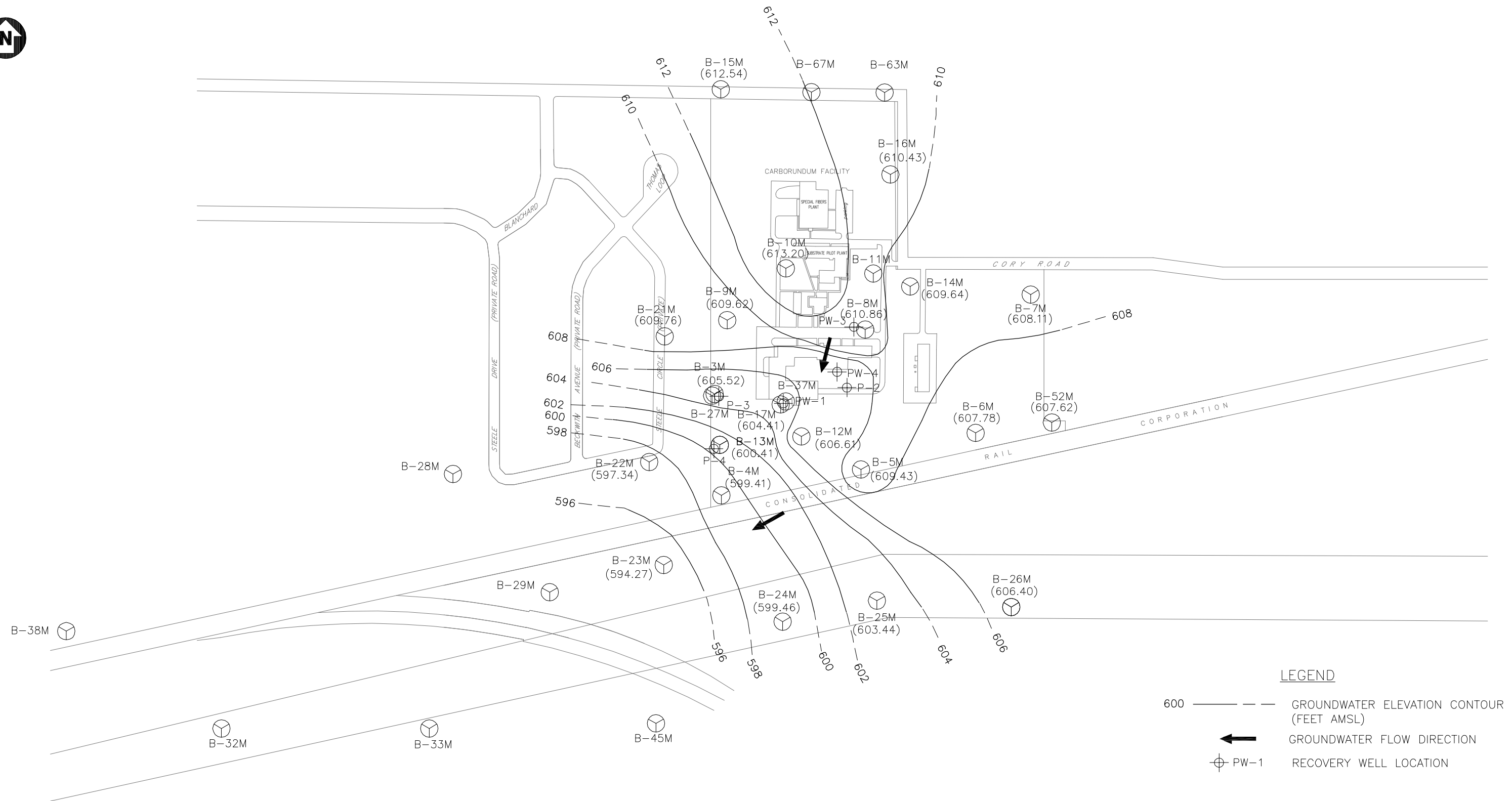
TABLE 7
MONITORING WELL SAMPLING DATA
JULY 2011 QUARTERLY SAMPLING EVENT
FORMER CARBORUNDUM COMPANY
WHEATFIELD, NEW YORK

Monitoring Well ID	Date	Time	Top of Riser Elevation (ft)	pH (standard units)	Specific Conductance (uS/cm)	Temperature (deg C)	Turbidity (NTU)	Remarks
P-2	7/20/11	12:30	619.67	7.03	1.67	62.4	0.95	Pumping well
P-3	7/12/11	12:10	627.35	6.95	1.62	54.6	1	Pumping well
P-4	7/18/11	15:05	624.45	7.32	1.21	59.6	4	Pumping well
PW-1	7/13/11	10:30	619.78	7.05	1.02	57.7	2.1	Pumping well
PW-3	7/18/11	10:50	618.28	6.82	0.79	61.5	34	Pumping well
PW-4	7/20/11	12:35	618.28	6.22	0.88	57.0	0.5	Pumping well
B-3M	7/12/11	11:35	625.59	6.82	1.06	52.8	1	
B-5M	7/25/11	13:00	620.83	6.58	0.79	57.2	99	
B-6M	7/21/11	11:30	615.69	7.17	1.38	54.9	320	
B-7M	7/18/11	9:05	616.22	6.52	0.87	52.5	180	
B-8M	7/18/11	11:30	618.57	7.02	1.54	57.3	700	
B-9M	7/12/11	11:05	623.03	6.8	0.77	56.5	15	
B-10M	7/20/11	11:45	622.56	6.23	1.44	57.3	3.6	
B-11M	7/18/11	10:30	622.81	6.93	2.02	61.8	360	
B-12M	7/13/11	12:25	622.17	6.84	0.97	54.8	260	
B-13M	1/25/00	12:45	617.20	6.78	1.30	54.9	1	
B-14M	7/18/11	9:50	618.25	6.19	1.08	55.2	450	
B-15M	7/12/11	10:05	623.98	6.92	1.34	53.4	20	
B-16M	7/25/11	13:45	626.08	7.24	1.44	55.9	65	
B-17M	7/13/11	9:15	622.07	6.94	1.72	55.0	110	
B-18M	7/18/11	11:10	618.69	7.17	1.48	58.6	65	
B-19M	7/12/11	13:35	626.01	7.13	1.57	56.2	1	
B-20M	7/21/11	11:45	615.40	7.13	1.63	55.0	1.1	
B-21M	7/25/11	10:40	622.56	7.17	0.94	56.0	11	
B-22M	7/25/11	9:55	617.71	7.25	1.23	55.5	8.1	
B-23M	7/21/11	14:20	617.71	6.90	1.24	57.7	1.0	
B-26M	7/18/11	13:45	618.06	6.46	1.08	55.1	15	
B-28M	7/25/11	9:16	622.62	6.93	1.30	57.7	49	
B-29M	7/21/11	13:40	618.31	6.99	1.34	57.0	3.5	
B-31M	7/18/11	12:50	613.78	7.47	0.90	58.1	140	
B-32M	7/19/11	12:45	619.35	7.03	1.44	54.7	4.3	
B-33M	7/19/11	13:35	612.43	6.92	1.26	57.2	7.5	
B-34M	7/19/11	11:40	619.90	7.0	1.20	53.7	75	
B-38M	7/25/11	11:30	609.81	6.55	1.06	53.6	11	
B-39M	7/20/11	8:30	626.12	6.70	1.13	56.5	1.2	
B-40M	7/20/11	9:15	626.23	6.88	1.69	55.1	5.3	
B-41M	7/20/11	10:20	626.31	6.75	1.11	54.9	1.1	
B-42M	7/13/11	10:45	623.76	6.96	0.93	58.0	2.7	
B-43M	7/13/11	10:10	623.64	6.86	1.36	57.4	2.2	
B-44M	7/13/11	8:05	623.29	6.8	2.89	57.5	16	
B-45M	7/19/11	8:55	612.12	7.06	2.1	56.0	325	
B-46M	7/19/11	9:10	613.46	7.19	1.35	55.6	95	
B-48M	7/20/11	13:00	625.40	6.23	0.90	57.1	1.1	
B-49M	7/20/11	13:55	625.56	6.84	2.87	56.4	45	
B-50M	7/21/11	12:45	616.47	7.16	0.87	55.3	1.2	
B-52M	7/21/11	10:20	616.26	7.06	1.19	56.4	>1100	
B-53M	7/21/11	9:35	616.14	7.35	0.97	54.9	2	
B-54M	7/21/11	9:15	616.00	10.46	1.42	54.8	1.1	
B-55M	7/21/11	8:30	615.59	6.89	3.82	54.9	4.1	
B-56M	7/19/11	11:00	617.78	7.03	1.37	54.1	200	
B-57M	7/19/11	10:45	617.80	6.93	2.2	54.5	13	
B-58M	7/19/11	9:55	617.99	7.51	1.38	55.1	40	
B-59M	7/12/11	8:45	625.53	6.9	1.4	55.1	210	
B-60M	7/12/11	9:35	625.67	6.86	1.81	54.4	3.7	
B-61M	7/12/11	10:35	625.72	7.31	0.95	54.9	11	
B-62M	7/26/11	13:55	623.89	7.26	3.21	53.8	9.5	
B-63M	7/26/11	12:15	624.14	7.30	1.11	52.8	15	*turbidity meter could not be calibrated properly
B-64M	7/26/11	11:15	623.95	7.45	0.81	52.8	1	*turbidity meter could not be calibrated properly
B-65M	7/26/11	10:30	624.19	7.21	2.47	53.6	8.0	*turbidity meter could not be calibrated properly
B-66M	7/26/11	9:45	625.37	7.38	1.22	52.5	1.6	*turbidity meter could not be calibrated properly
B-67M	7/26/11	9:00	625.51	6.47	1.40	52.7	2.3	*turbidity meter could not be calibrated properly

TABLE 8
MONITORING WELL GROUNDWATER SAMPLING DATA
OCTOBER 2011 QUARTERLY SAMPLING EVENT
FORMER CARBORUNDUM COMPANY
WHEATFIELD, NEW YORK

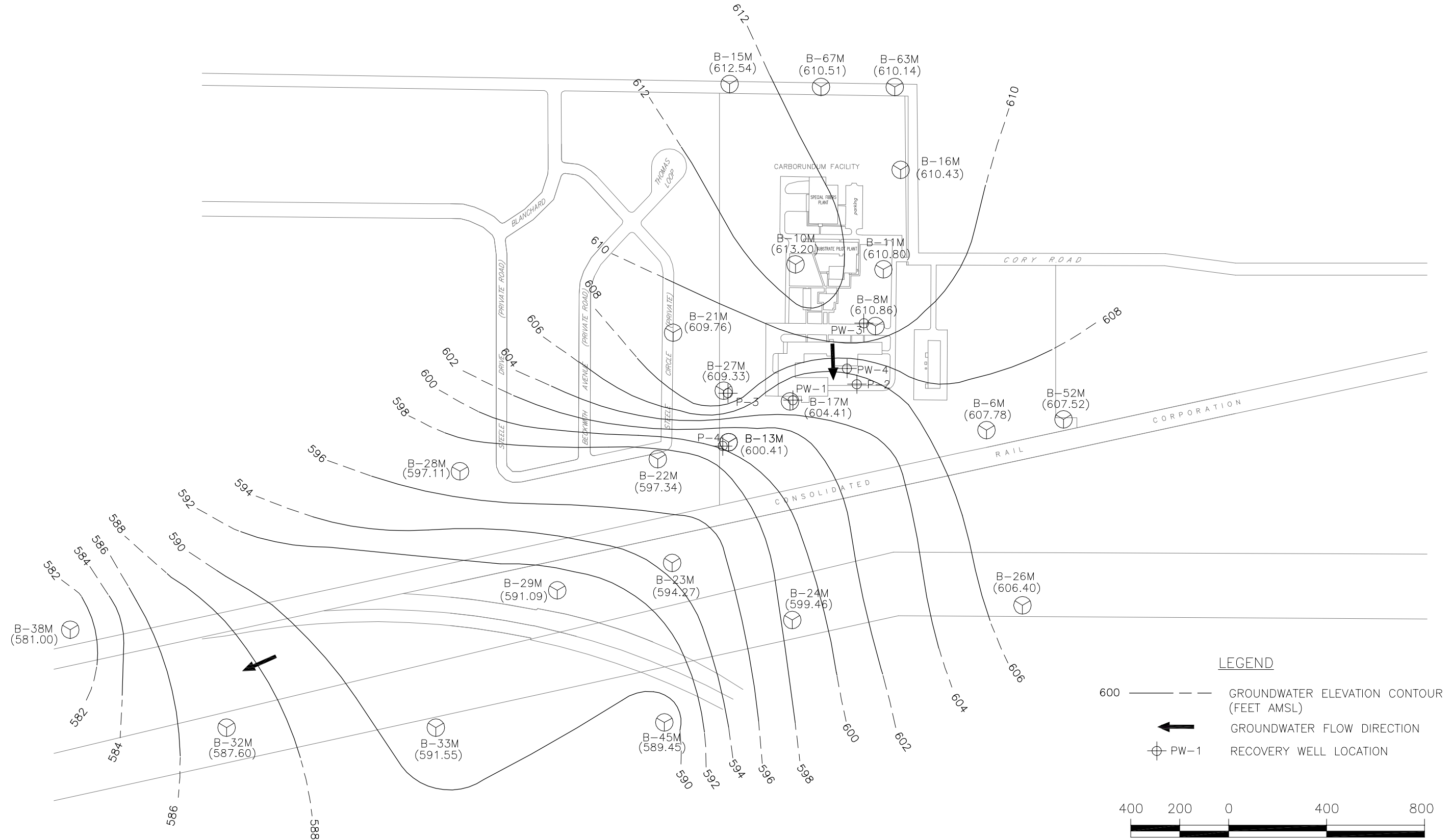
Monitoring Well I.D.	Date	Time	Top of Riser Elevation (ft)	pH (standard units)	Specific Conductance (uS/cm)	Temperature (deg F)	Turbidity (NTU)	Remarks
P-2	10/12/11	14:40	619.67	7.26	1.24	57.9	16.8	
P-3	10/13/11	8:30	627.35	7.02	1.61	34.8	13.1	
P-4	10/11/11	14:00	624.45	6.98	1.21	54.1	2.43	
PW-1	10/12/11	10:20	619.78	7.23	1.16	55.5	1.0	
PW-3	10/12/11	12:20	618.28	7.67	0.64	59.8	41.6	
PW-4	10/12/11	13:40	618.28	7.00	0.97	57.2	1.0	
B-6M	10/10/11	12:24	615.69	6.43	1.36	54.9	300	
B-8M	10/12/11	11:20	618.57	7.21	1.28	58.1	199	
B-9M	10/10/11	18:10	623.03	6.6	1.12	57.3	270	
B-10M	10/10/11	13:40	622.07	6.43	1.37	60.8	6.16	
B-13M	10/11/11	11:45	618.69	6.95	1.11	53.9	24.3	
B-17M	10/12/11	10:30	626.01	7.26	1.21	56.8	139	
B-19M	10/11/11	12:50	617.71	6.92	1.51	54.3	16.4	Level probe got stuck at 28.0 ft.
B-21M	10/10/11	10:00	618.31	6.30	1.21	56.6	600	
B-22M	10/10/11	10:35	619.35	7.0	1.30	55.5	10	
B-23M	10/13/11	11:30	609.81	7.22	1.19	53.8	2.08	
B-24M	10/13/11	10:25	626.12	7.17	1.36	53.3	17.9	
B-28M	10/10/11	11:20	622.62	6.66	1.25	56.6	110	
B-38M	10/10/11	9:06	609.81	6.39	1.11	53.8	8	
B-39M	10/11/11	8:10	626.12	6.85	1.27	54.0	36.6	
B-40M	10/11/11	9:05	626.23	6.3	1.69	52.9	29.0	
B-41M	10/11/11	10:25	626.31	7.09	1.46	53.5	36.5	
B-42M	10/12/11	9:30	623.76	7.45	0.93	55.9	22.3	
B-43M	10/12/11	8:50	623.64	7.15	1.36	55.4	3.57	
B-44M	10/12/11	8:15	623.29	7.11	2.72	55.1	12.9	
B-48M	10/11/11	14:05	625.40	6.56	0.92	54.1	20.2	
B-49M	10/11/11	14:35	625.56	6.97	2.99	53.7	11	
B-56M	10/13/11	9:25	617.78	7.22	1.07	52.9	122	
B-57M	10/13/11	9:00	617.80	7.14	2.21	52.2	18.8	
Quarry Pond	10/10/11	8:53		6.92	2.57	59.7	4.7	

APPENDIX A
VOC ANALYTICAL SUMMARY PLOTS AND GROUNDWATER
ELEVATION CONTOUR MAPS – 2011



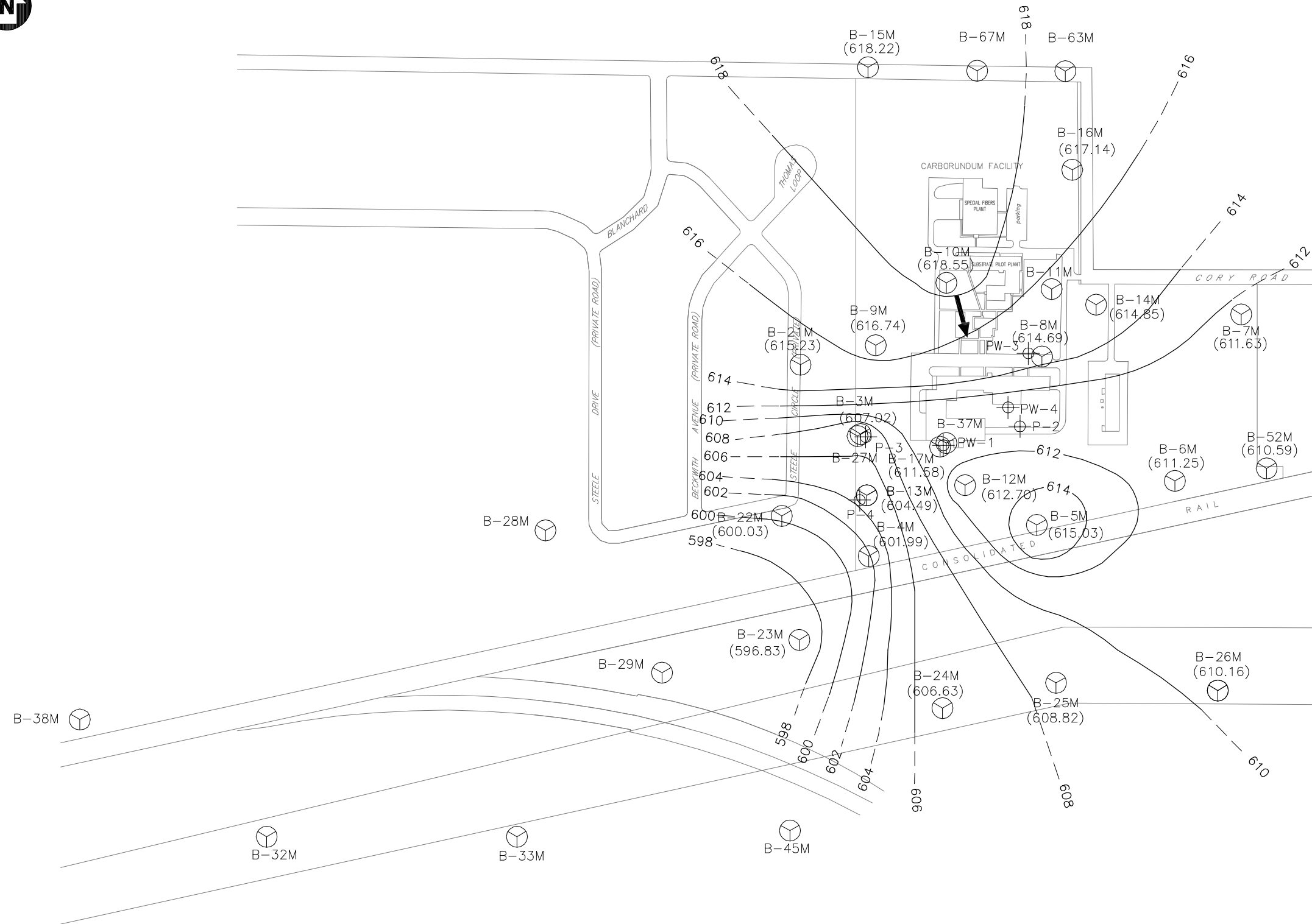
NOTE:

1. B-10M, B-13M, B-15M, B-16M, B-17M, B-21M, B-22M, B-23M, B-24M, B-26M, B-27M, B-52M, B-6M, B-8M, AND P-4 ARE SCREENED IN BOTH THE TOP OF ROCK ZONE AND ZONE 1.



NOTE:

1. B-10M, B-13M, B-15M, B-16M, B-17M, B-21M, B-22M, B-23M, B-24M, B-26M, B-27M, B-52M, B-6M, B-8M, AND P-4 ARE SCREENED IN BOTH THE TOP OF ROCK ZONE AND ZONE 1.



NOTE:

1. B-10M, B-13M, B-15M, B-16M, B-17M, B-21M, B-22M, B-23M, B-24M, B-26M, B-27M, B-52M, B-6M, B-8M, AND P-4 ARE SCREENED IN BOTH THE TOP OF ROCK ZONE AND ZONE 1.

LEGEND

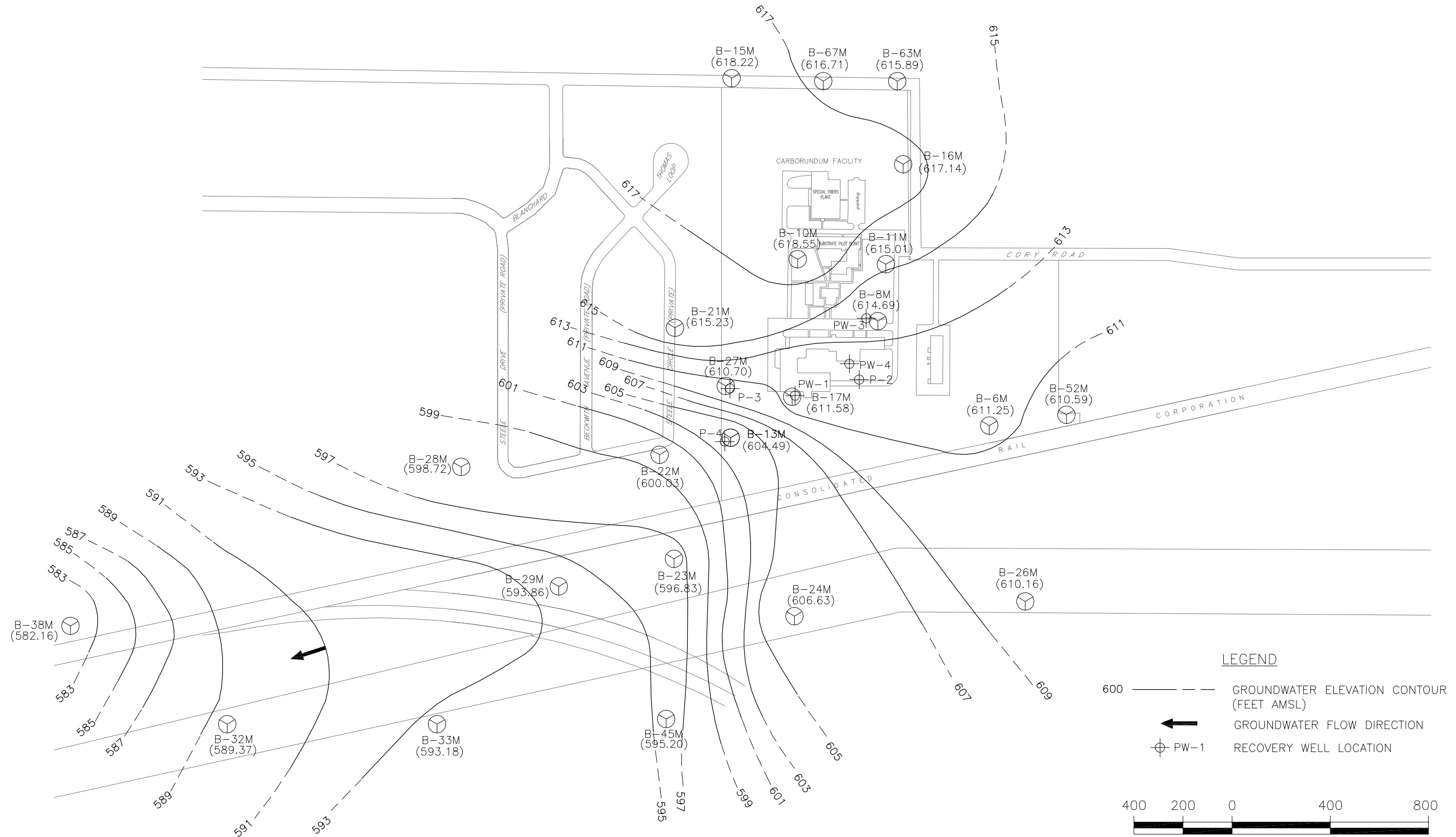
- 600 ——— GROUNDWATER ELEVATION CONTOUR (FEET AMSL)
- ← GROUNDWATER FLOW DIRECTION
- ⊕ PW-1 RECOVERY WELL LOCATION



SCALE: 1"=400'

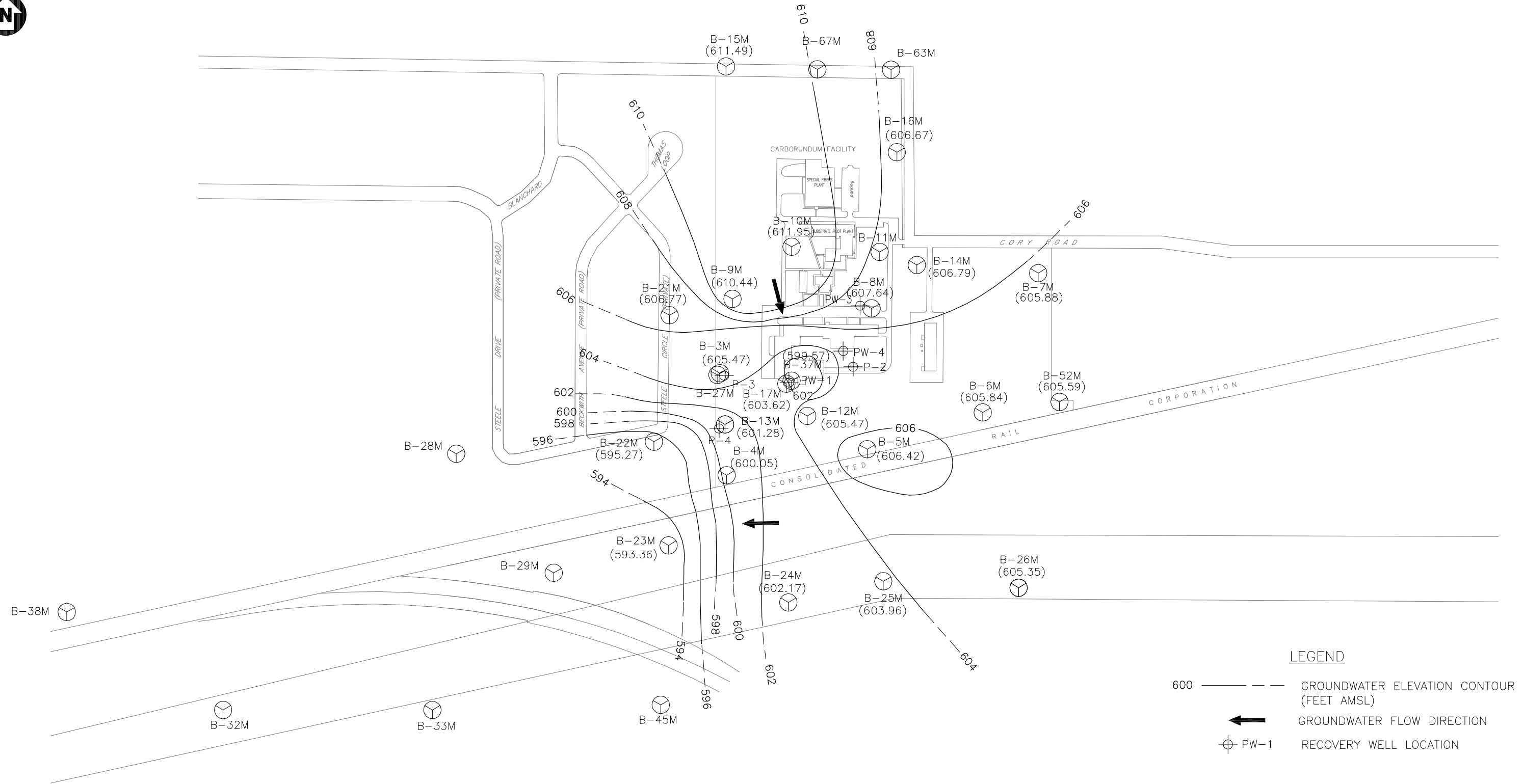
PARSONS
40 LA RIVIERE DRIVE, SUITE 350
BUFFALO, NEW YORK 14202
716-541-0730

ATLANTIC RICHFIELD COMPANY
FORMER CARBORUNDUM FACILITY
GROUNDWATER ELEVATION
TOP OF ROCK – APRIL 8, 2011



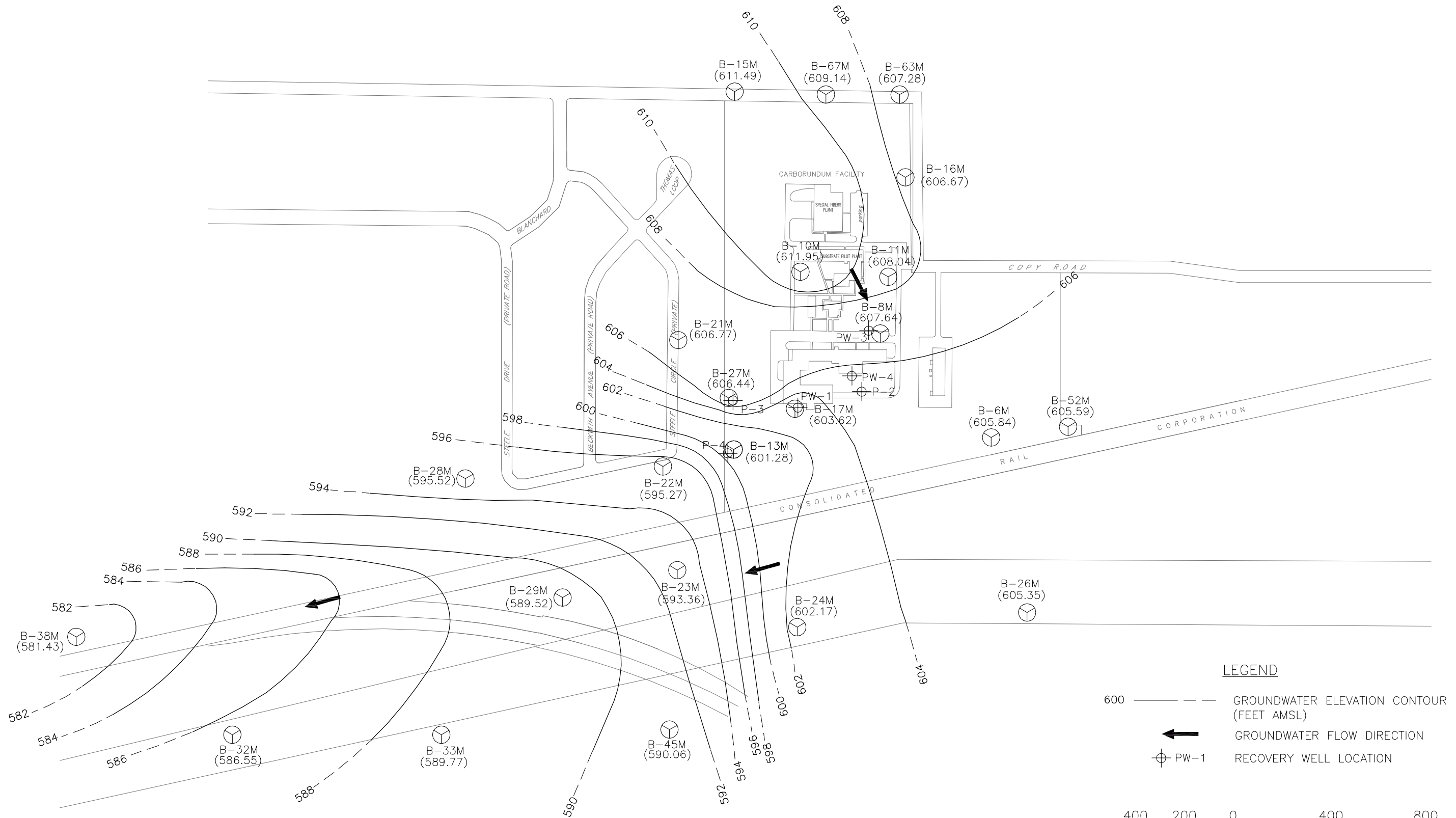
NOTE:

1. B-10M, B-13M, B-15M, B-16M, B-17M, B-21M, B-22M, B-23M, B-24M, B-26M, B-27M, B-52M, B-6M, B-8M, AND P-4 ARE SCREENED IN BOTH THE TOP OF ROCK ZONE AND ZONE 1.



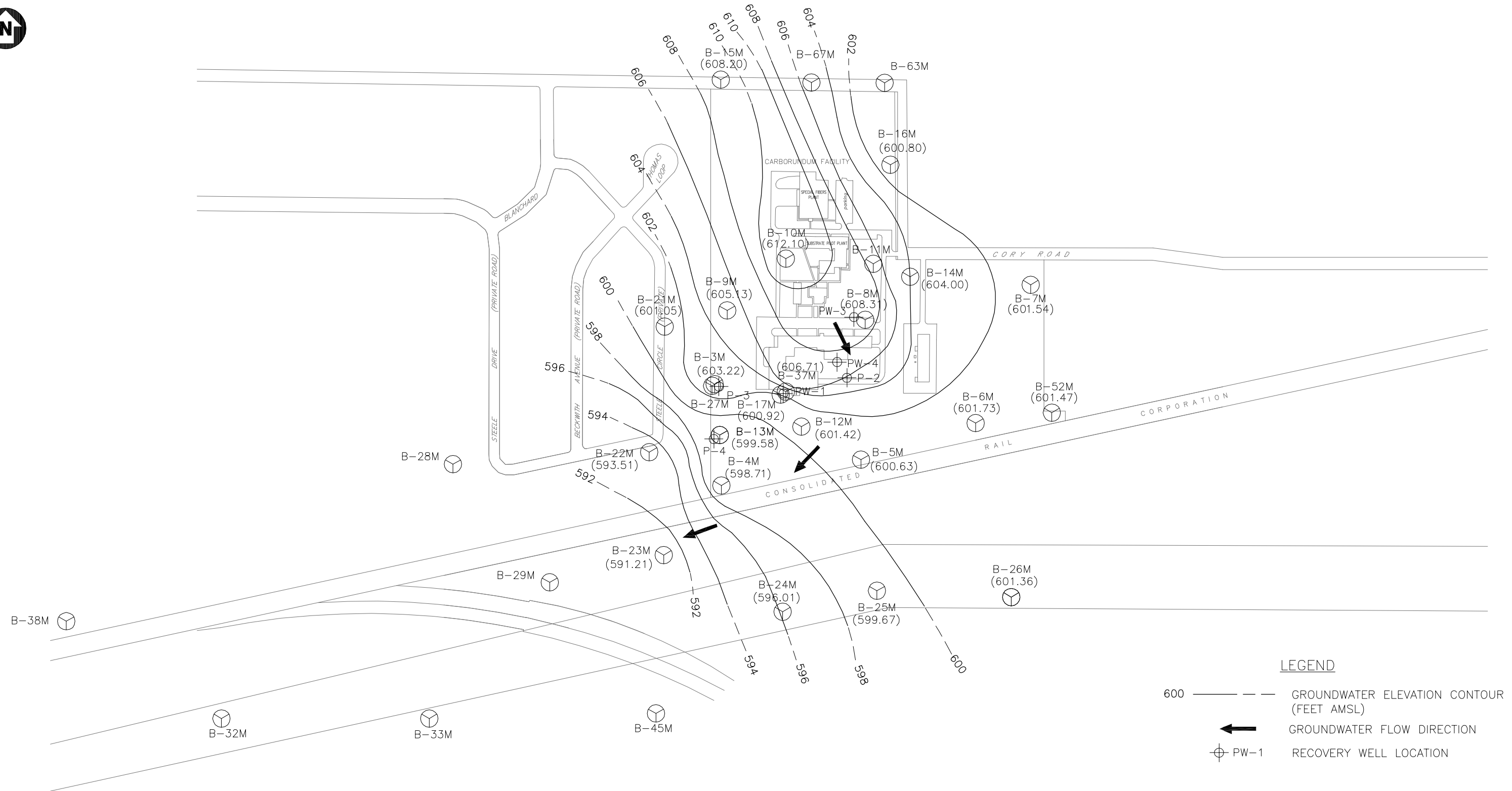
NOTE:

1. B-10M, B-13M, B-15M, B-16M, B-17M, B-21M, B-22M, B-23M, B-24M, B-26M, B-27M, B-52M, B-6M, B-8M, AND P-4 ARE SCREENED IN BOTH THE TOP OF ROCK ZONE AND ZONE 1.



NOTE:

1. B-10M, B-13M, B-15M, B-16M, B-17M, B-21M, B-22M, B-23M, B-24M, B-26M, B-27M, B-52M, B-6M, B-8M, AND P-4 ARE SCREENED IN BOTH THE TOP OF ROCK ZONE AND ZONE 1.



LEGEND

- 600 ——— GROUNDWATER ELEVATION CONTOUR (FEET AMSL)
- ← GROUNDWATER FLOW DIRECTION
- ⊕ PW-1 RECOVERY WELL LOCATION

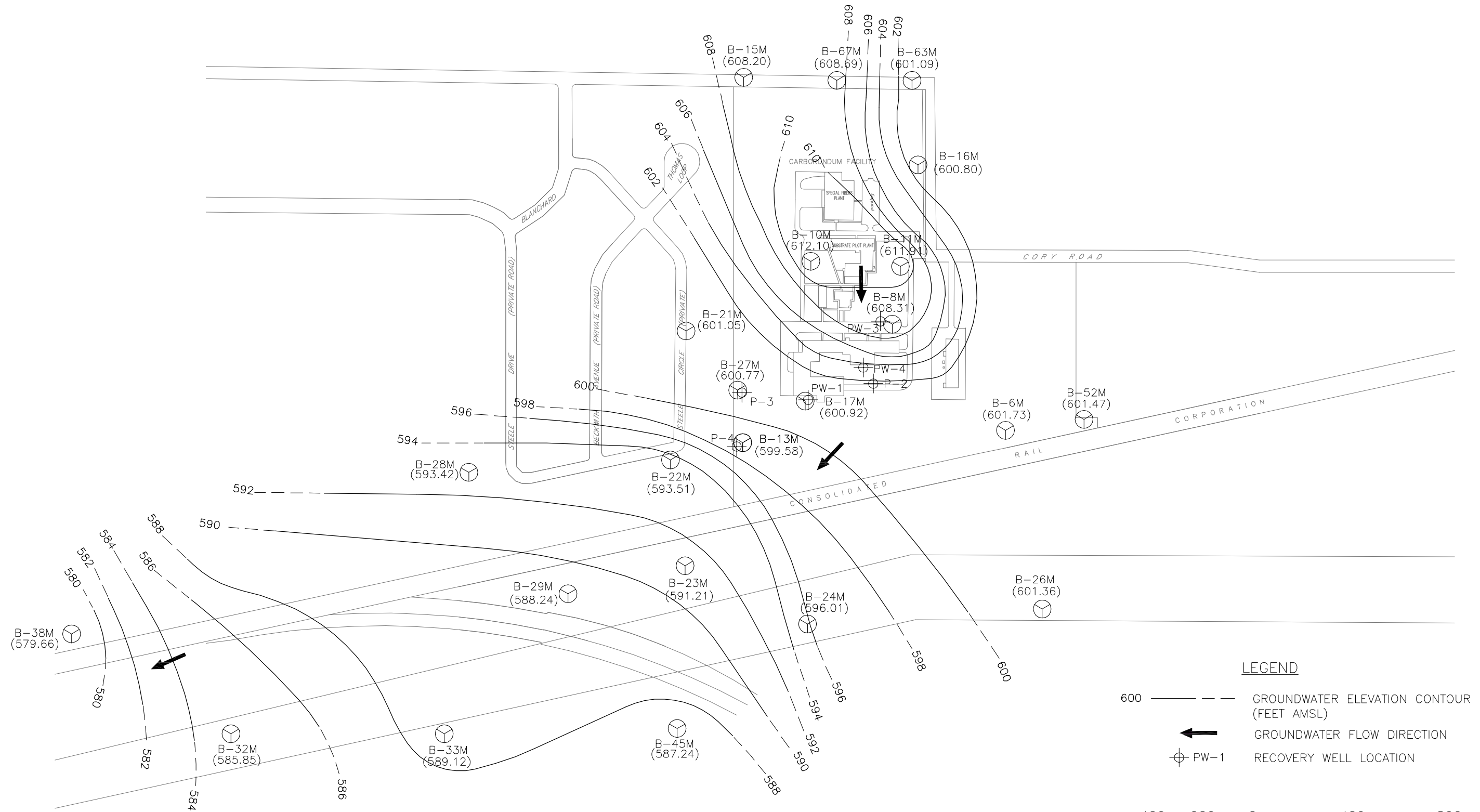


SCALE: 1"=400'

NOTE:
1. B-10M, B-13M, B-15M, B-16M, B-17M, B-21M, B-22M, B-23M, B-24M, B-26M, B-27M, B-52M, B-6M, B-8M, AND P-4 ARE SCREENED IN BOTH THE TOP OF ROCK ZONE AND ZONE 1.

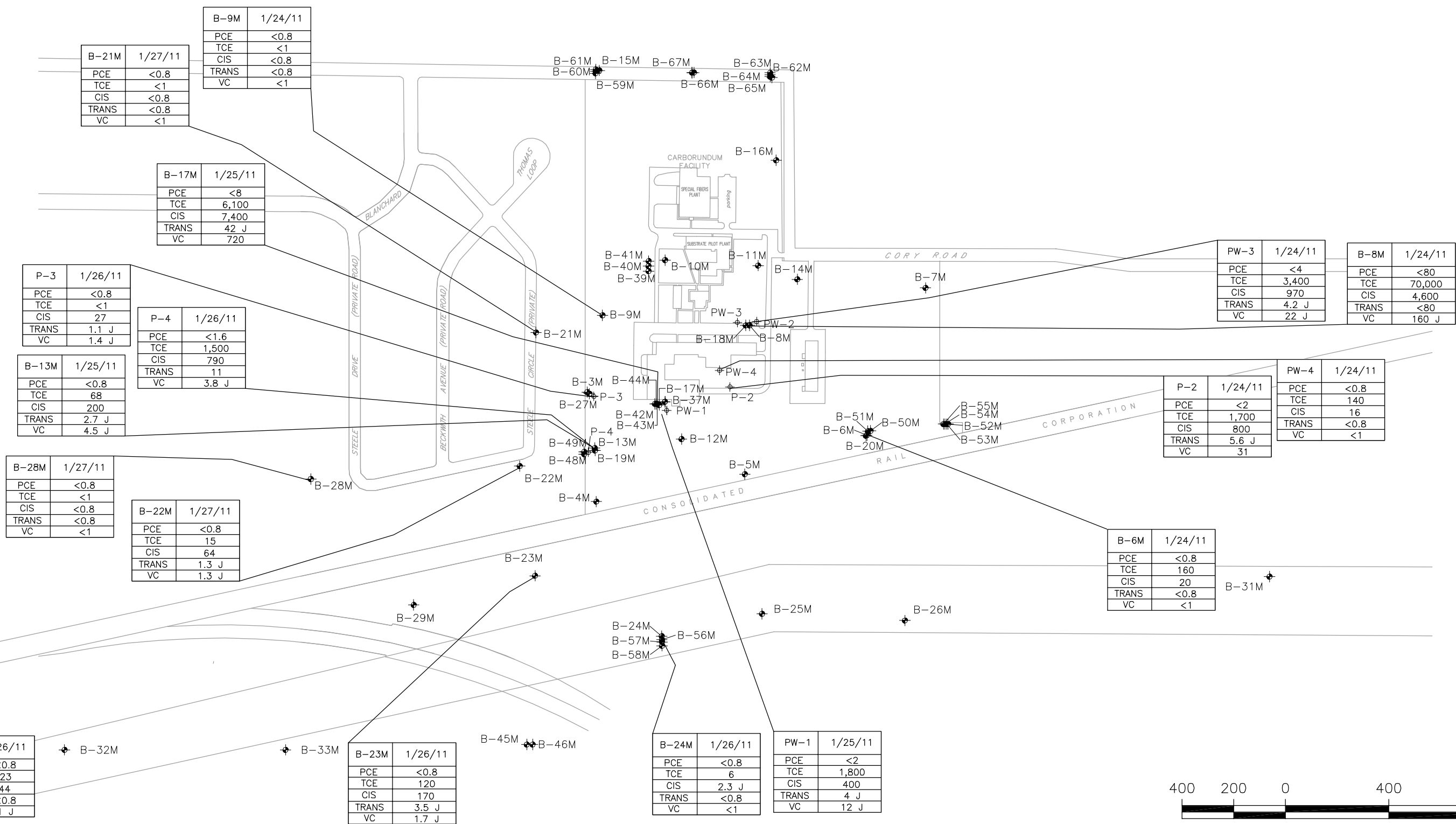
PARSONS
40 LA RIVIERE DRIVE, SUITE 350
BUFFALO, NEW YORK 14202
716-541-0730

ATLANTIC RICHFIELD COMPANY
FORMER CARBORUNDUM FACILITY
GROUNDWATER ELEVATION
TOP OF ROCK – OCTOBER 5, 2011



NOTE:

1. B-10M, B-13M, B-15M, B-16M, B-17M, B-21M, B-22M, B-23M, B-24M, B-26M, B-27M, B-52M, B-6M, B-8M, AND P-4 ARE SCREENED IN BOTH THE TOP OF ROCK ZONE AND ZONE 1.

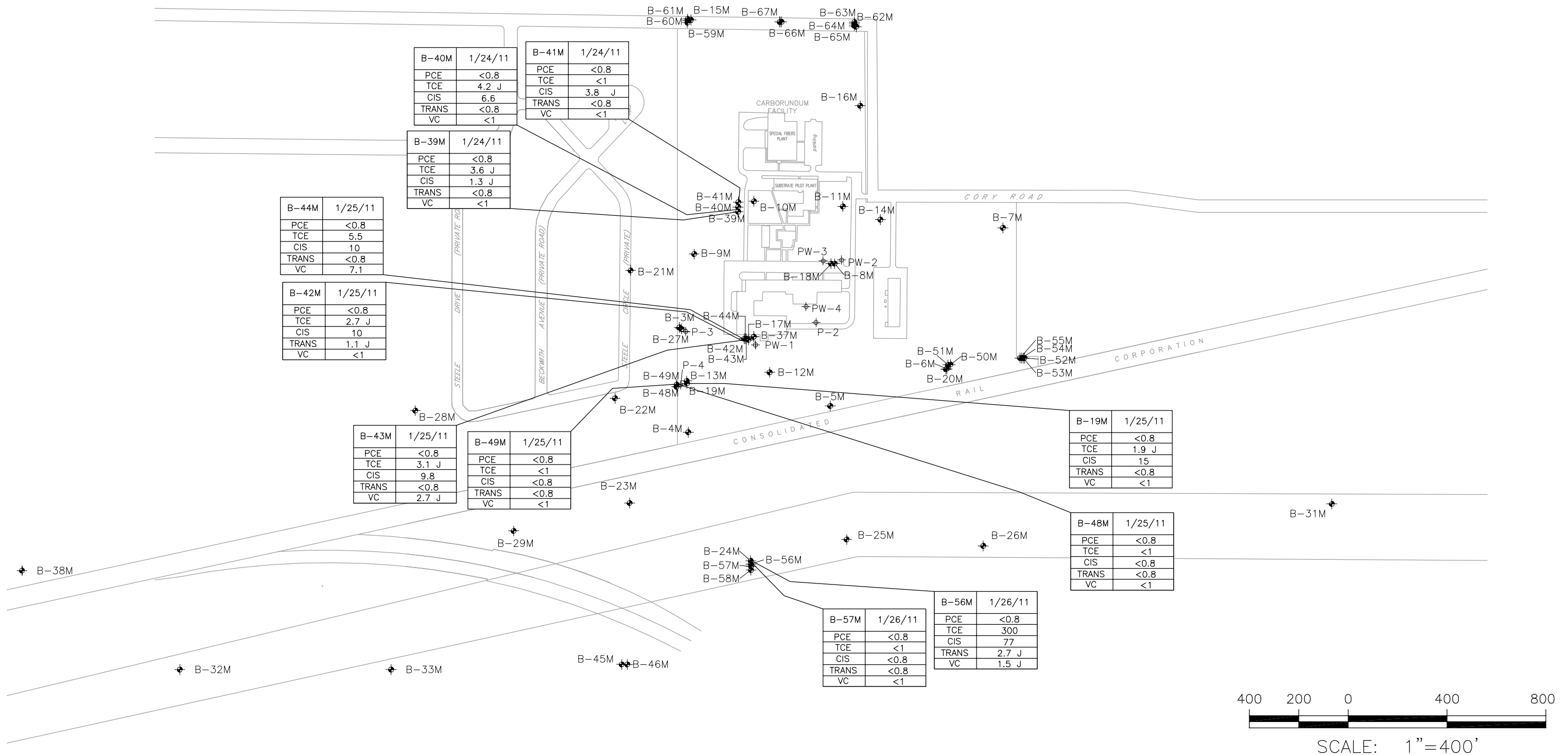


SCALE: 1"=400'

WELL	DATE
COMPOUND	CONCENTRATION (mg/L)
PCE = TETRACHLOROETHENE	
TCE = TRICHLOROETHENE	
CIS = CIS-1,2-DICHLOROETHENE	
TRANS = TRANS-1,2-DICHLOROETHENE	
VC = VINYL CHLORIDE	

PARSONS
40 LA RIVIERE DRIVE, SUITE 350
BUFFALO, NEW YORK 14202
716-541-0730

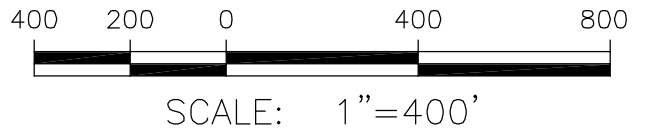
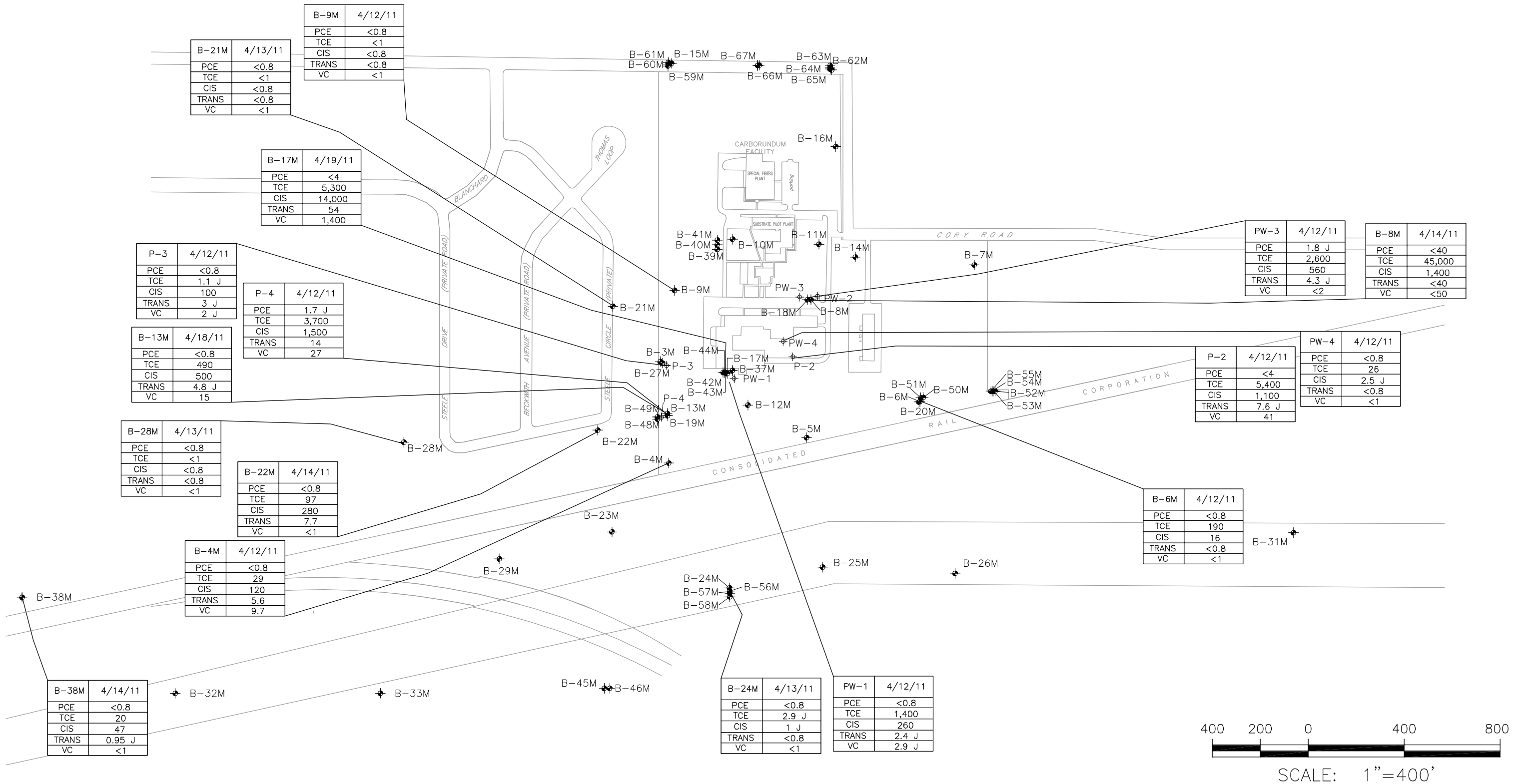
ATLANTIC RICHFIELD COMPANY
FORMER CARBORUNDUM FACILITY
SUMMARY OF VOC ANALYTICAL RESULTS IN
TOP OF ROCK AND ZONE 1
JANUARY 2011 QUARTERLY SAMPLING EVENT



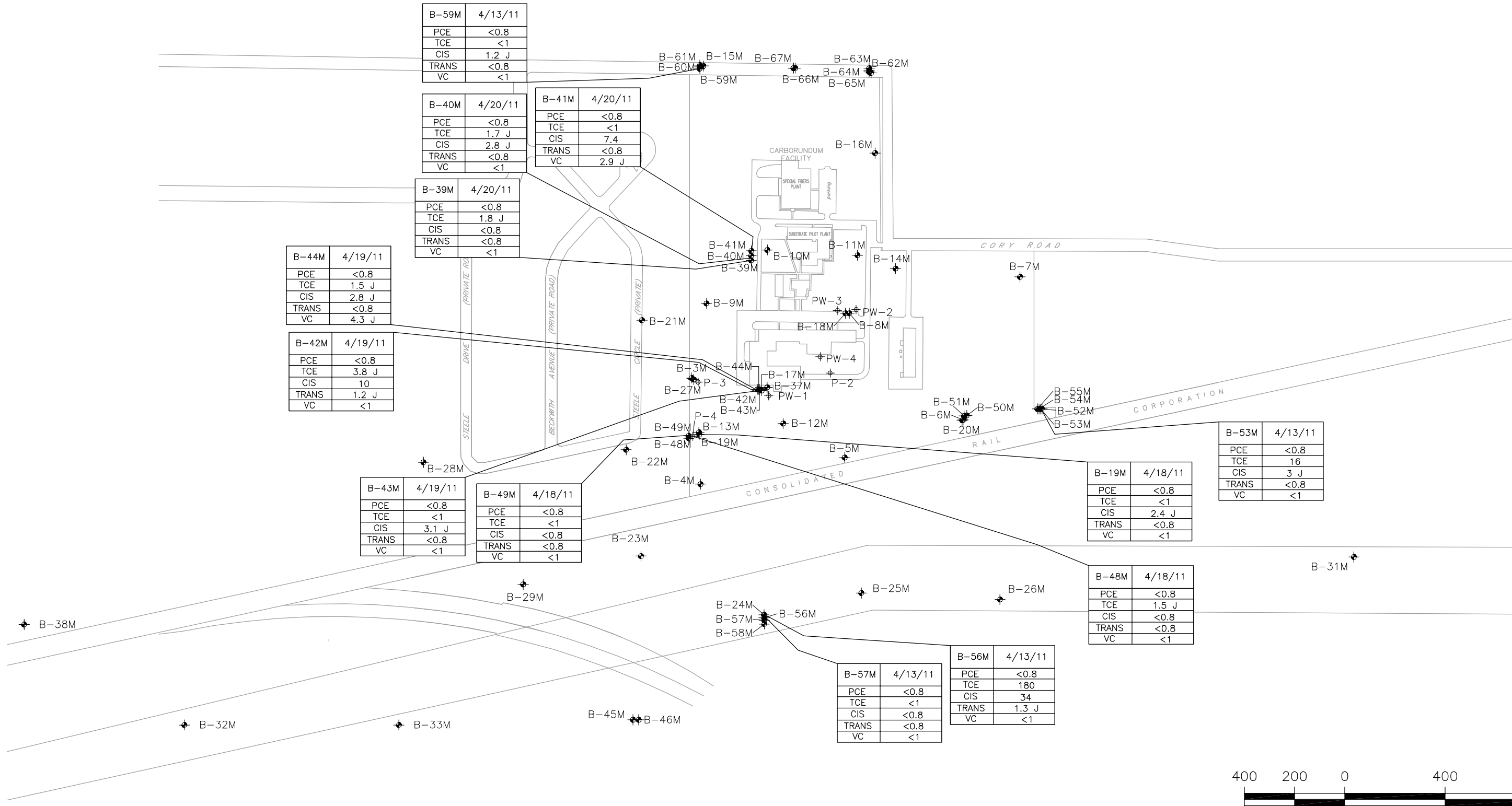
WELL	DATE
COMPOUND	CONCENTRATION (mg/L)
PCE = TETRACHLOROETHENE	
TCE = TRICHLOROETHENE	
CIS = CIS-1,2-DICHLOROETHENE	
TRANS = TRANS-1,2-DICHLOROETHENE	
VC = VINYL CHLORIDE	

PARSONS
40 LA RIVIERE DRIVE, SUITE 350
BUFFALO, NEW YORK 14202
716-541-0730

ATLANTIC RICHFIELD COMPANY
FORMER CARBORUNDUM FACILITY
SUMMARY OF VOC ANALYTICAL RESULTS IN
ZONES 2, 3, 4 & 5
JANUARY 2011 QUARTERLY SAMPLING EVENT




WELL	DATE
COMPOUND	CONCENTRATION (mg/L)
PCE = TETRACHLOROETHENE	
TCE = TRICHLOROETHENE	
CIS = CIS-1,2-DICHLOROETHENE	
TRANS = TRANS-1,2-DICHLOROETHENE	
VC = VINYL CHLORIDE	



WELL	DATE
COMPOUND	CONCENTRATION (mg/L)
PCE = TETRACHLOROETHENE	
TCE = TRICHLOROETHENE	
CIS = CIS-1,2-DICHLOROETHENE	
TRANS = TRANS-1,2-DICHLOROETHENE	
VC = VINYL CHLORIDE	

PARSONS
40 LA RIVIERE DRIVE, SUITE 350
BUFFALO, NEW YORK 14202
716-541-0730

ATLANTIC RICHFIELD COMPANY
FORMER CARBORUNDUM FACILITY
SUMMARY OF VOC ANALYTICAL RESULTS IN
ZONES 2, 3, 4 & 5
APRIL 2011 QUARTERLY SAMPLING EVENT

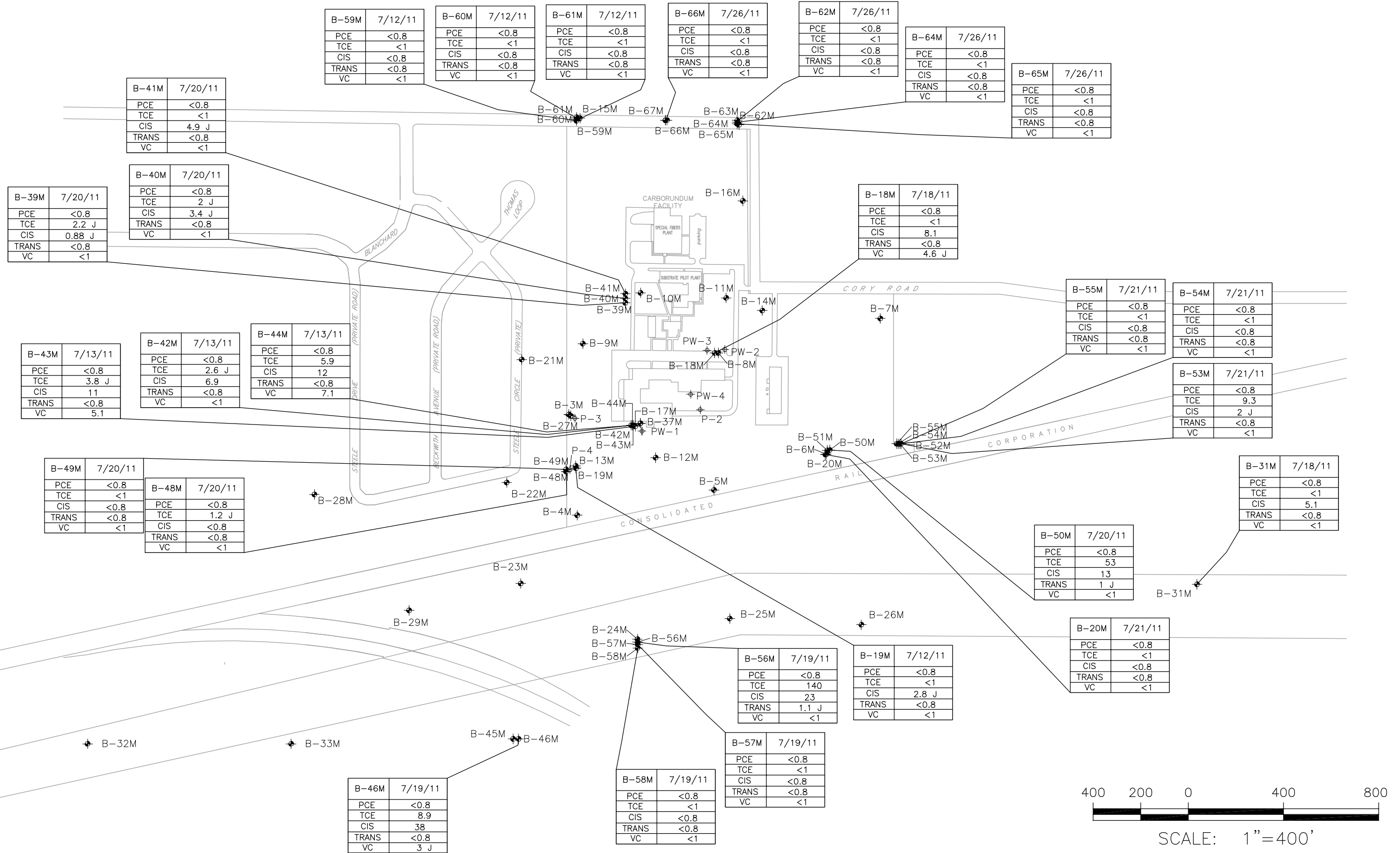


PLOT DATE: 12/15/2011 9:03 AM PLOTTED BY: RUSSO, JILL

WELL	DATE
COMPOUND	CONCENTRATION (mg/L)
PCE = TETRACHLOROETHENE	
TCE = TRICHLOROETHENE	
CIS = CIS-1,2-DICHLOROETHENE	
TRANS = TRANS-1,2-DICHLOROETHENE	
VC = VINYL CHLORIDE	

PARSONS
40 LA RIVIERE DRIVE, SUITE 350
BUFFALO, NEW YORK 14202
716-541-0730

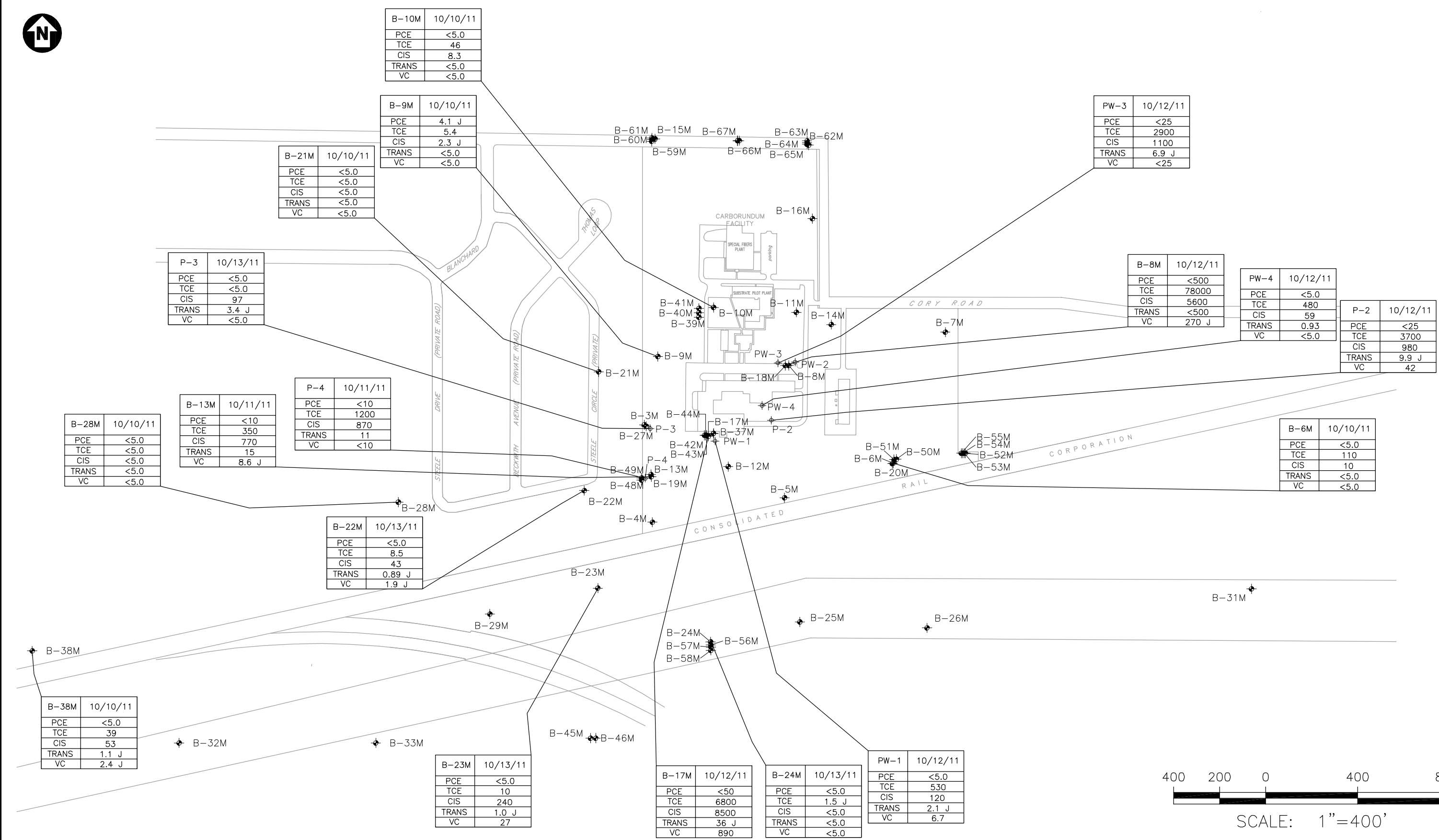
ATLANTIC RICHFIELD COMPANY
FORMER CARBORUNDUM FACILITY
SUMMARY OF VOC ANALYTICAL RESULTS IN
TOP OF ROCK AND ZONE 1
JULY 2011 QUARTERLY SAMPLING EVENT



WELL	DATE
COMPOUND	CONCENTRATION (mg/L)
PCE = TETRACHLOROETHENE	
TCE = TRICHLOROETHENE	
CIS = CIS-1,2-DICHLOROETHENE	
TRANS = TRANS-1,2-DICHLOROETHENE	
VC = VINYL CHLORIDE	

PARSONS
40 LA RIVIERE DRIVE, SUITE 350
BUFFALO, NEW YORK 14202
716-541-0730

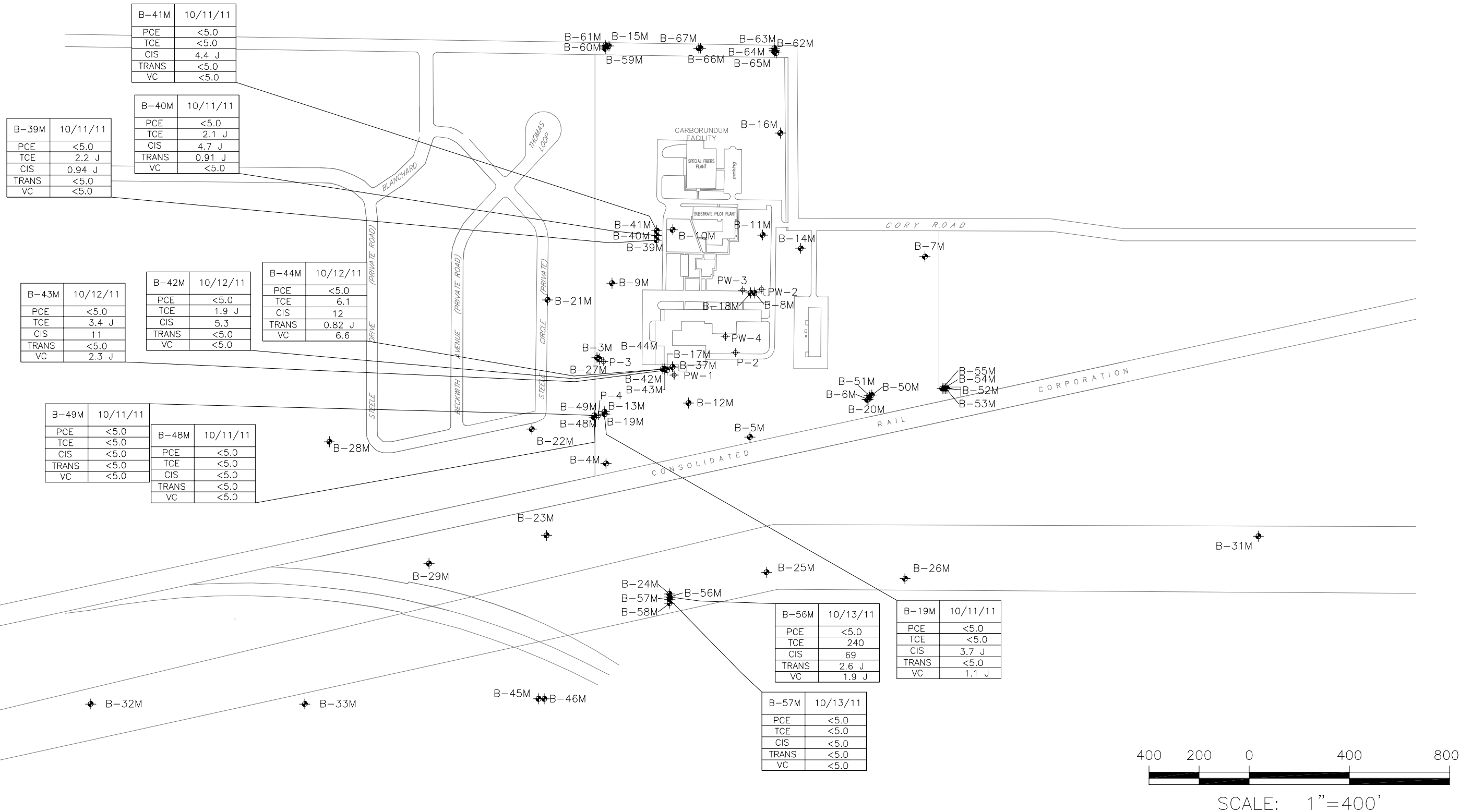
ATLANTIC RICHFIELD COMPANY
FORMER CARBORUNDUM FACILITY
SUMMARY OF VOC ANALYTICAL RESULTS IN
ZONES 2, 3, 4 & 5
JULY 2011 QUARTERLY SAMPLING EVENT



WELL	DATE
COMPOUND	CONCENTRATION (mg/L)
PCE = TETRACHLOROETHENE	
TCE = TRICHLOROETHENE	
CIS = CIS-1,2-DICHLOROETHENE	
TRANS = TRANS-1,2-DICHLOROETHENE	
VC = VINYL CHLORIDE	

PARSONS
40 LA RIVIERE DRIVE, SUITE 350
BUFFALO, NEW YORK 14202
716-541-0730

ATLANTIC RICHFIELD COMPANY
FORMER CARBORUNDUM FACILITY
SUMMARY OF VOC ANALYTICAL RESULTS IN
TOP OF ROCK AND ZONE 1
OCTOBER 2011 QUARTERLY SAMPLING EVENT

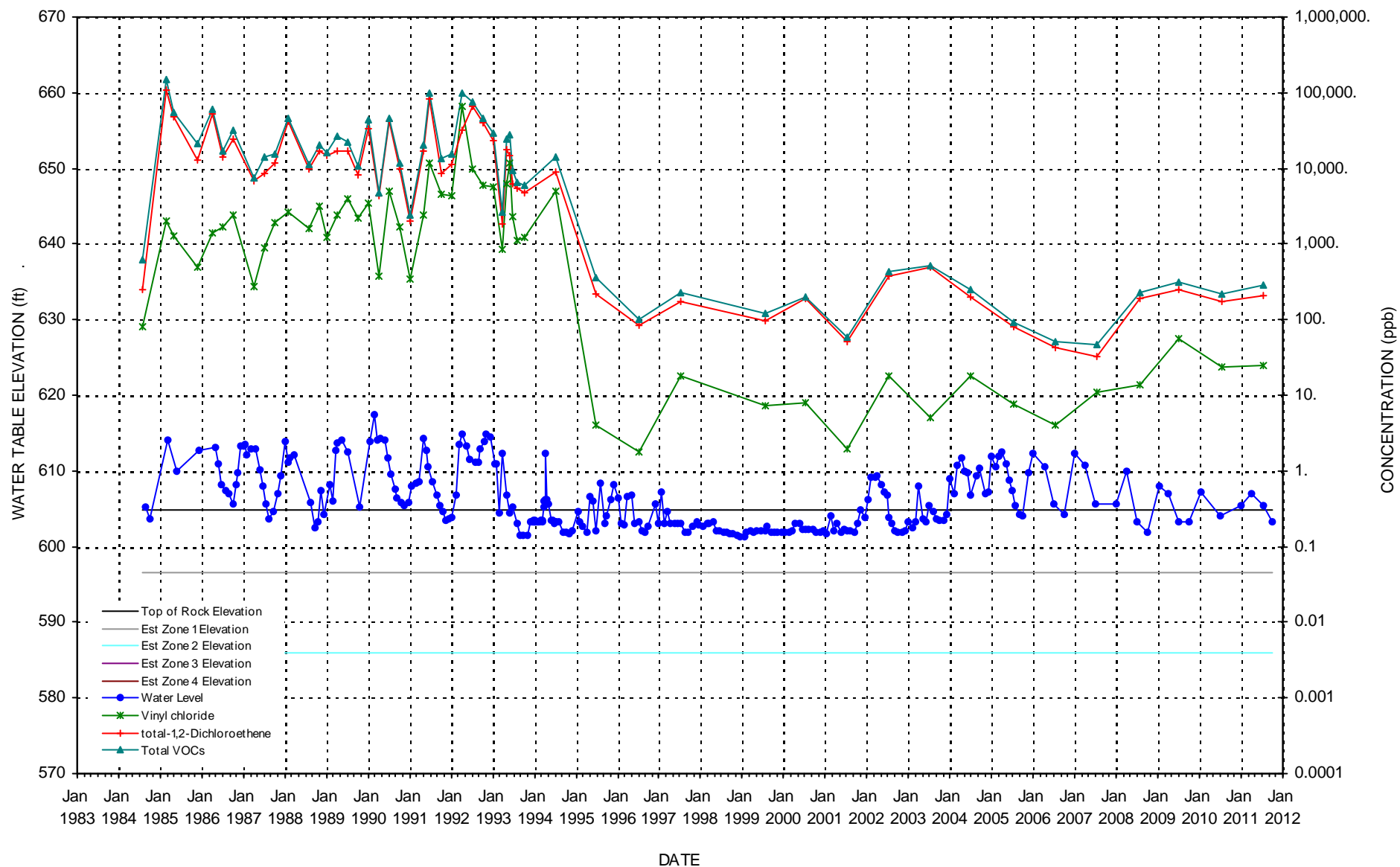


WELL	DATE
COMPOUND	CONCENTRATION (mg/L)
PCE = TETRACHLOROETHENE	
TCE = TRICHLOROETHENE	
CIS = CIS-1,2-DICHLOROETHENE	
TRANS = TRANS-1,2-DICHLOROETHENE	
VC = VINYL CHLORIDE	

APPENDIX B
TIME SERIES PLOTS FROM WATER LEVELS AND WATER QUALITY
DATABASE

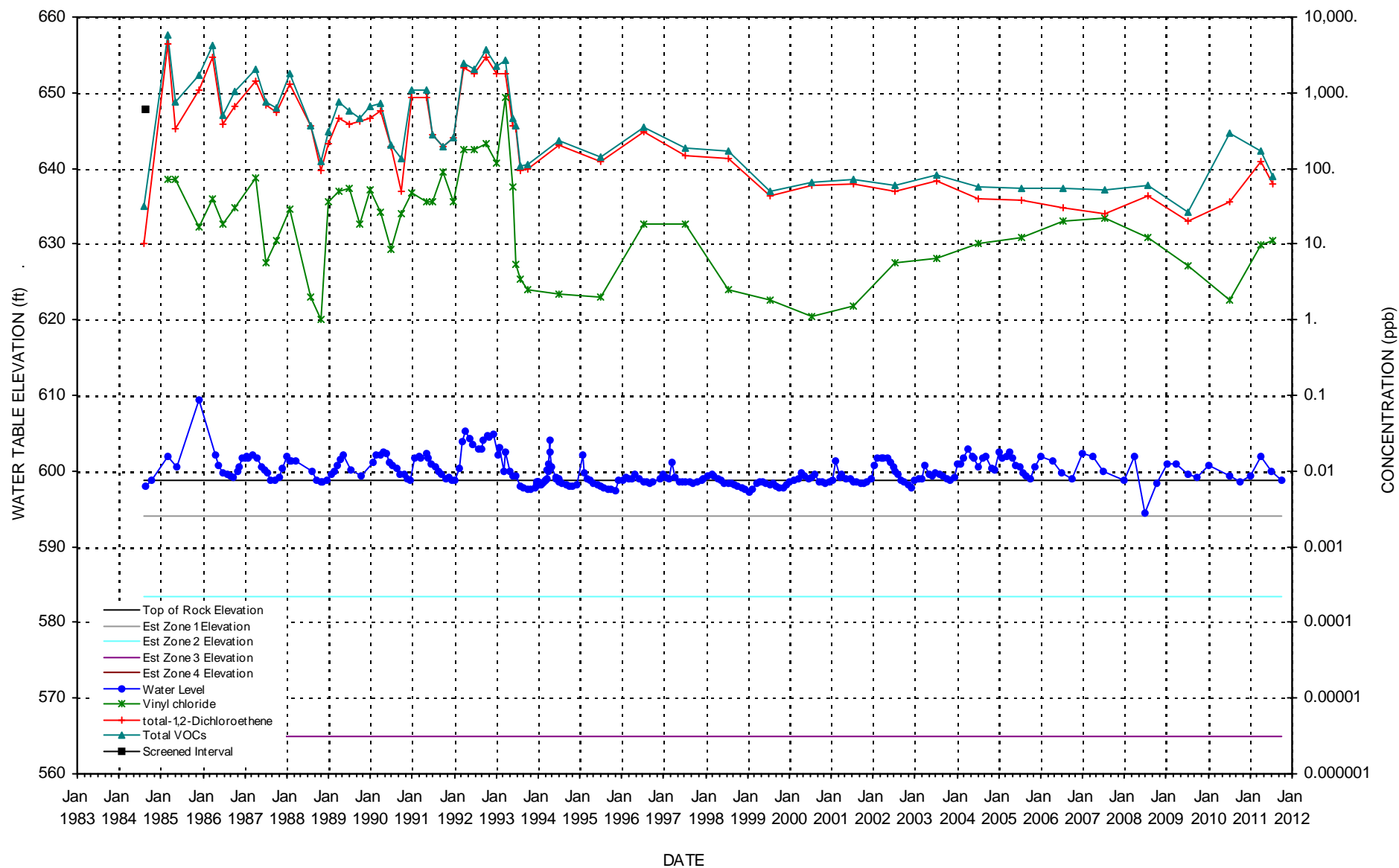
WATER LEVELS & CHLORINATED SOLVENT CONCENTRATIONS

WELL B- 3M



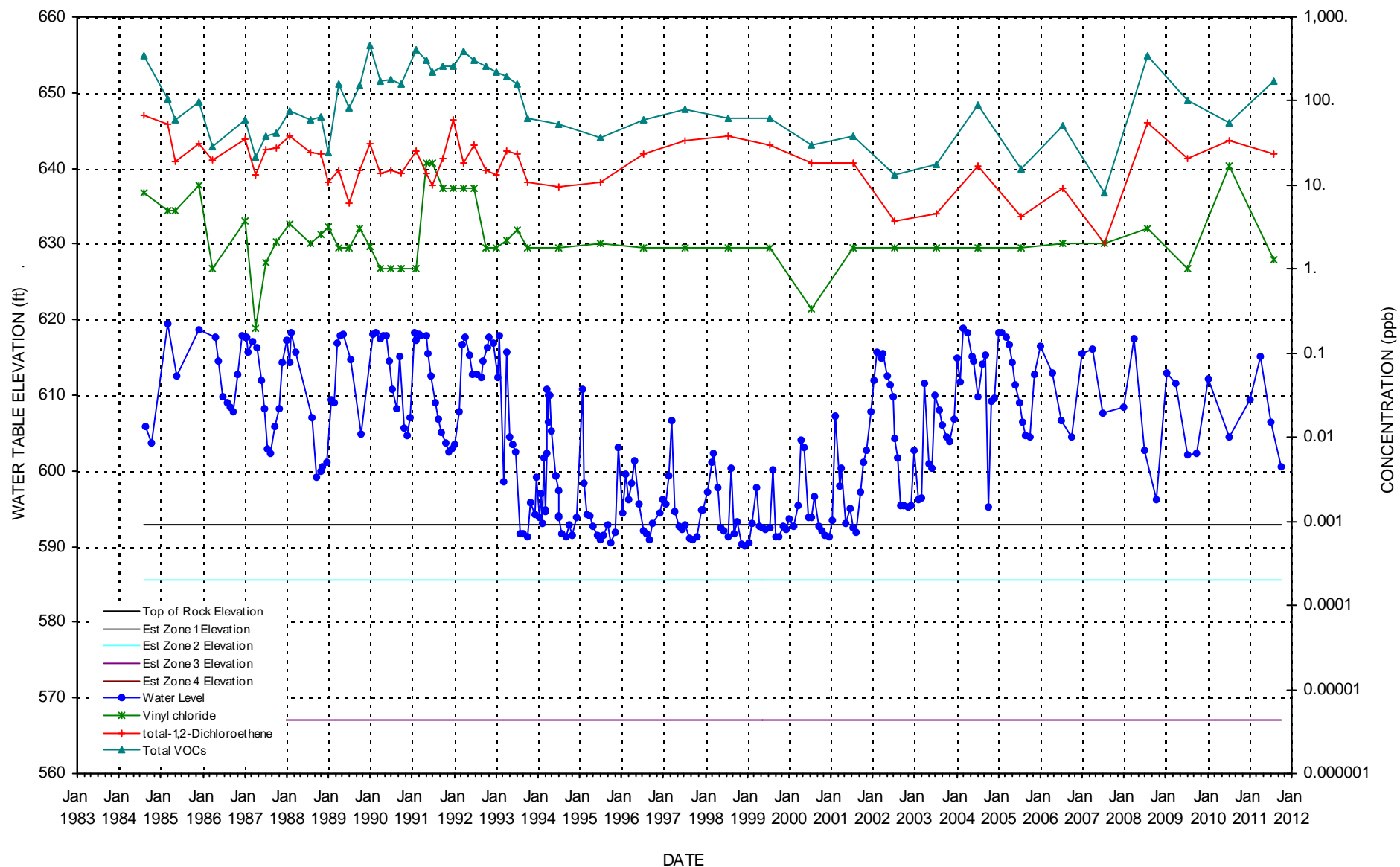
WATER LEVELS & CHLORINATED SOLVENT CONCENTRATIONS

WELL B- 4M



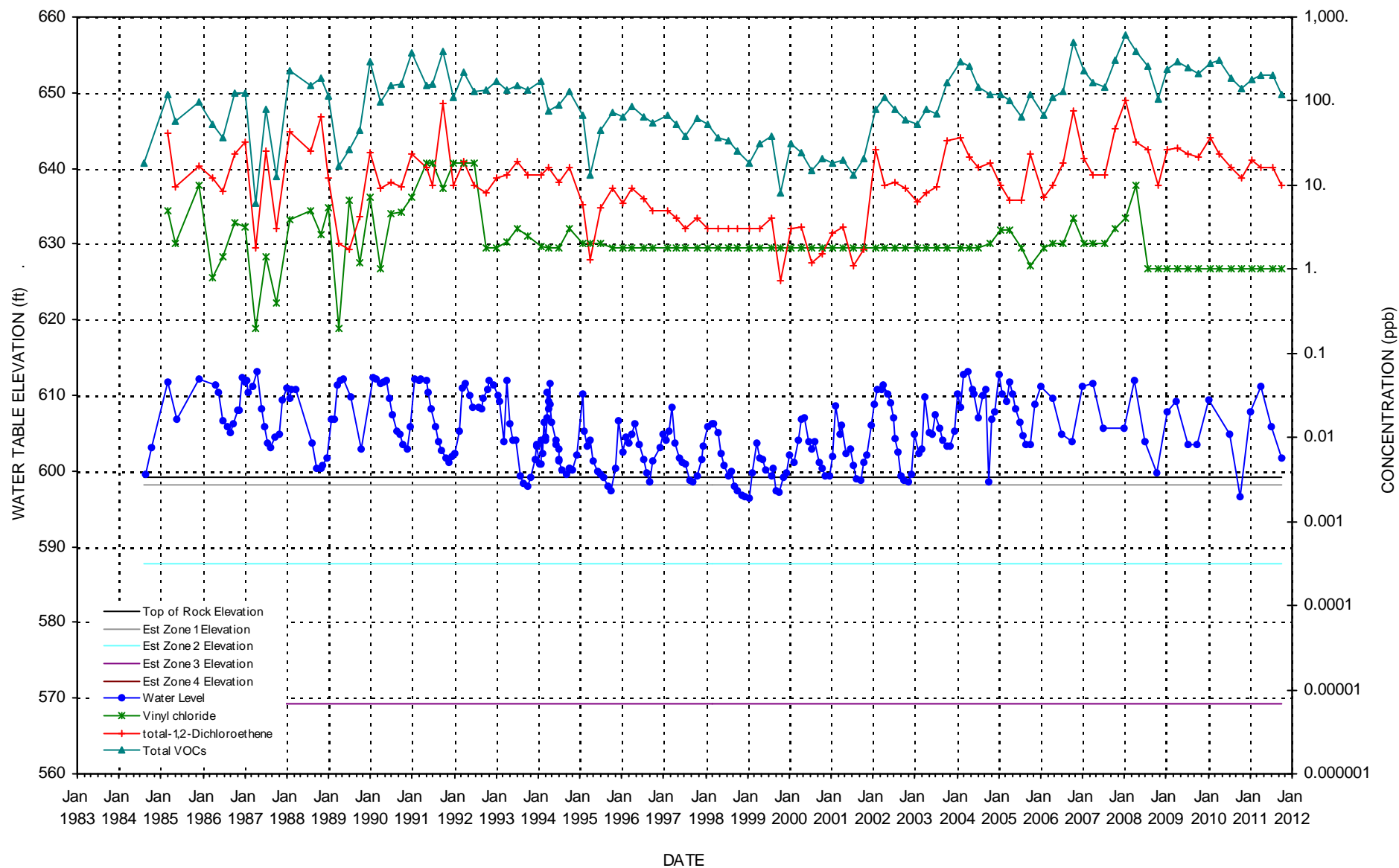
WATER LEVELS & CHLORINATED SOLVENT CONCENTRATIONS

WELL B- 5M



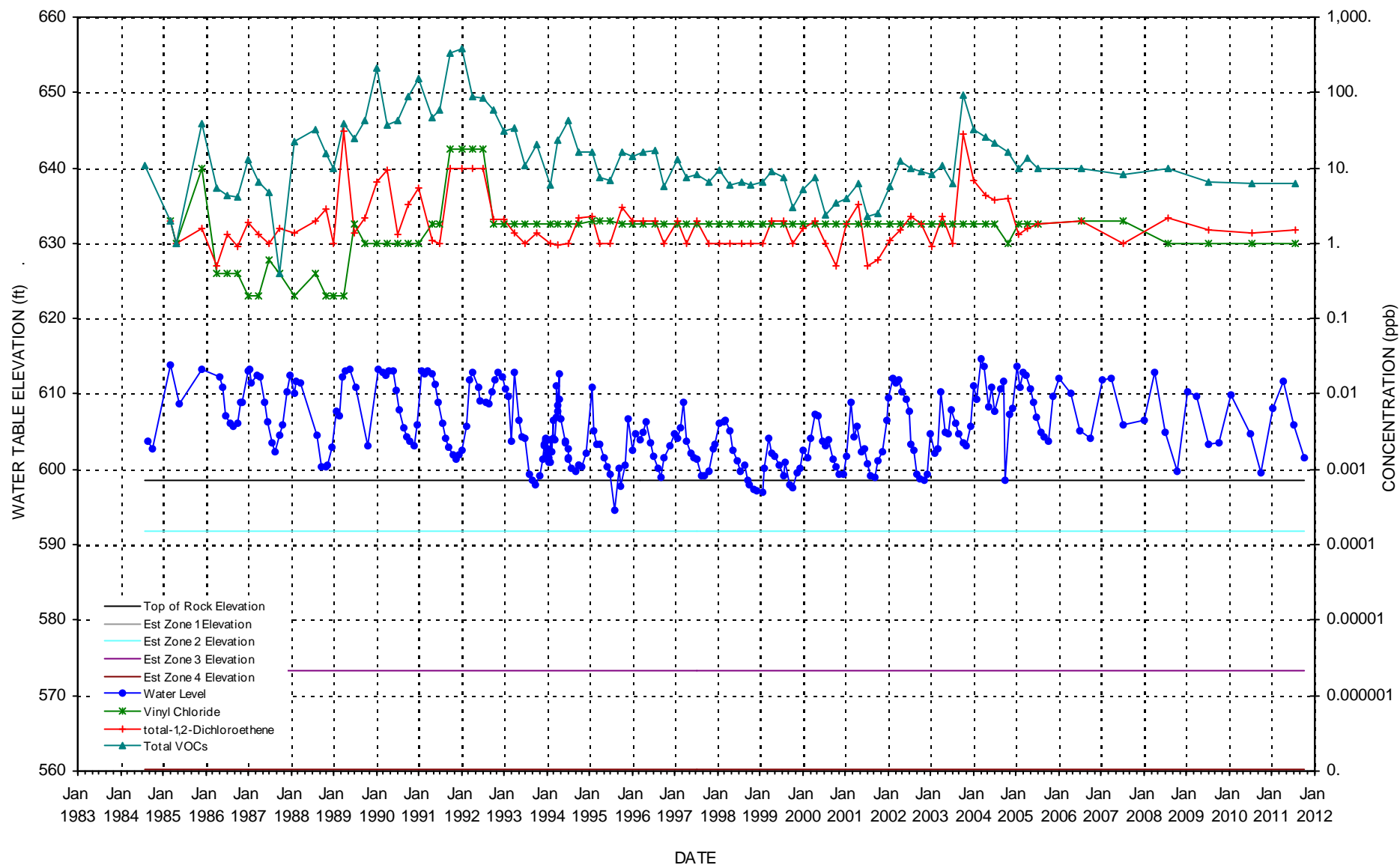
WATER LEVELS & CHLORINATED SOLVENT CONCENTRATIONS

WELL B- 6M



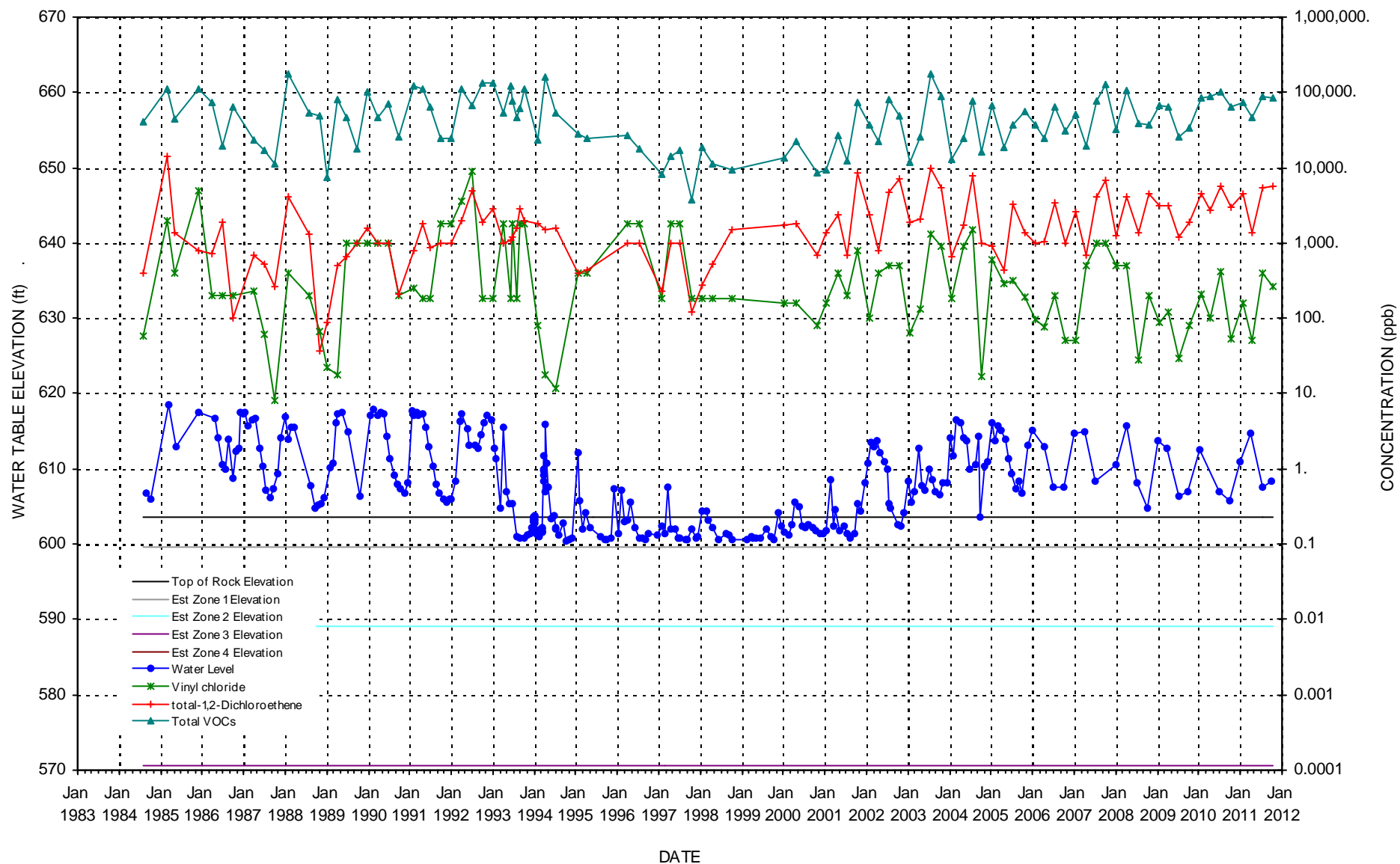
WATER LEVELS & CHLORINATED SOLVENT CONCENTRATIONS

WELL B- 7M



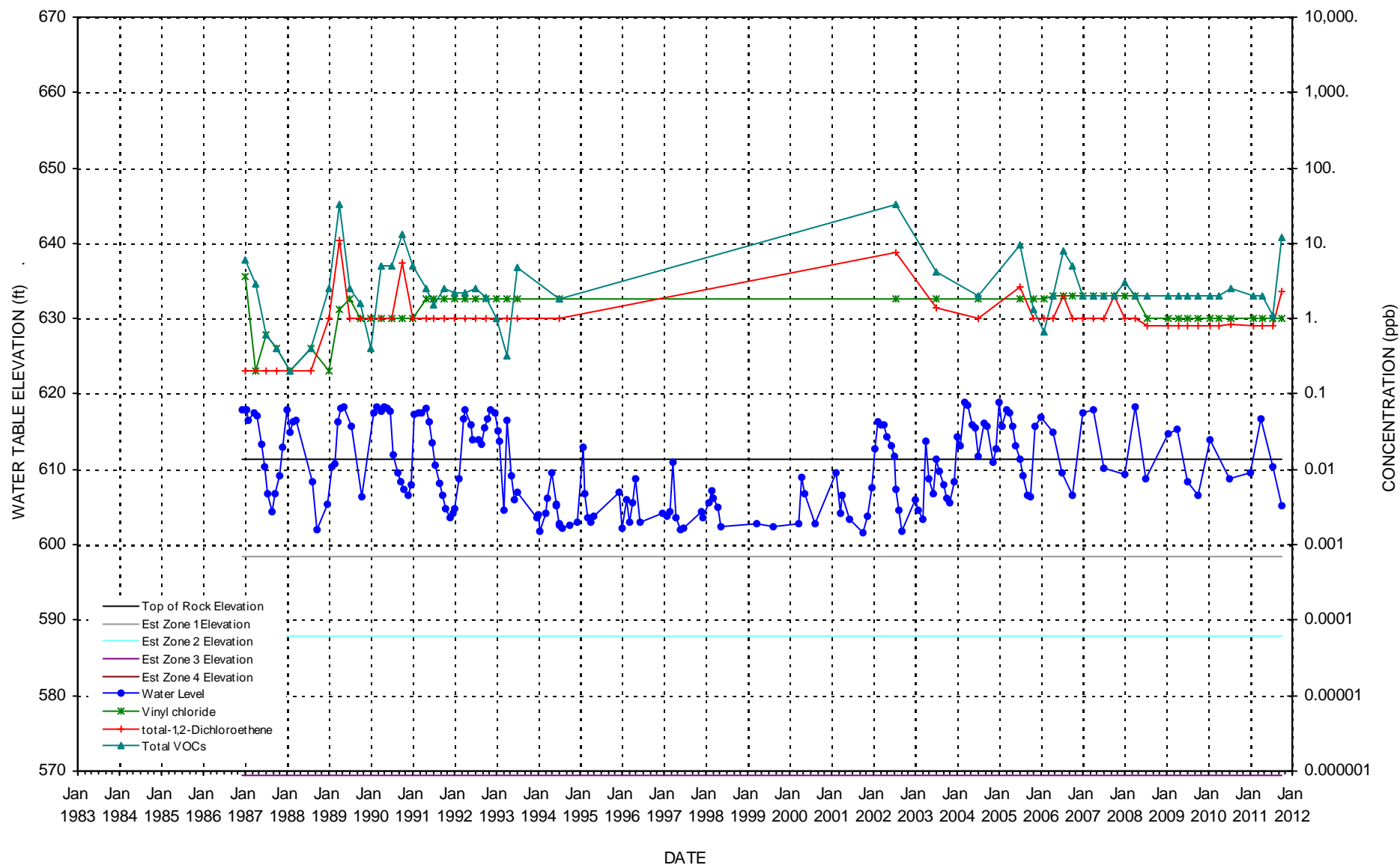
WATER LEVELS & CHLORINATED SOLVENT CONCENTRATIONS

WELL B- 8M



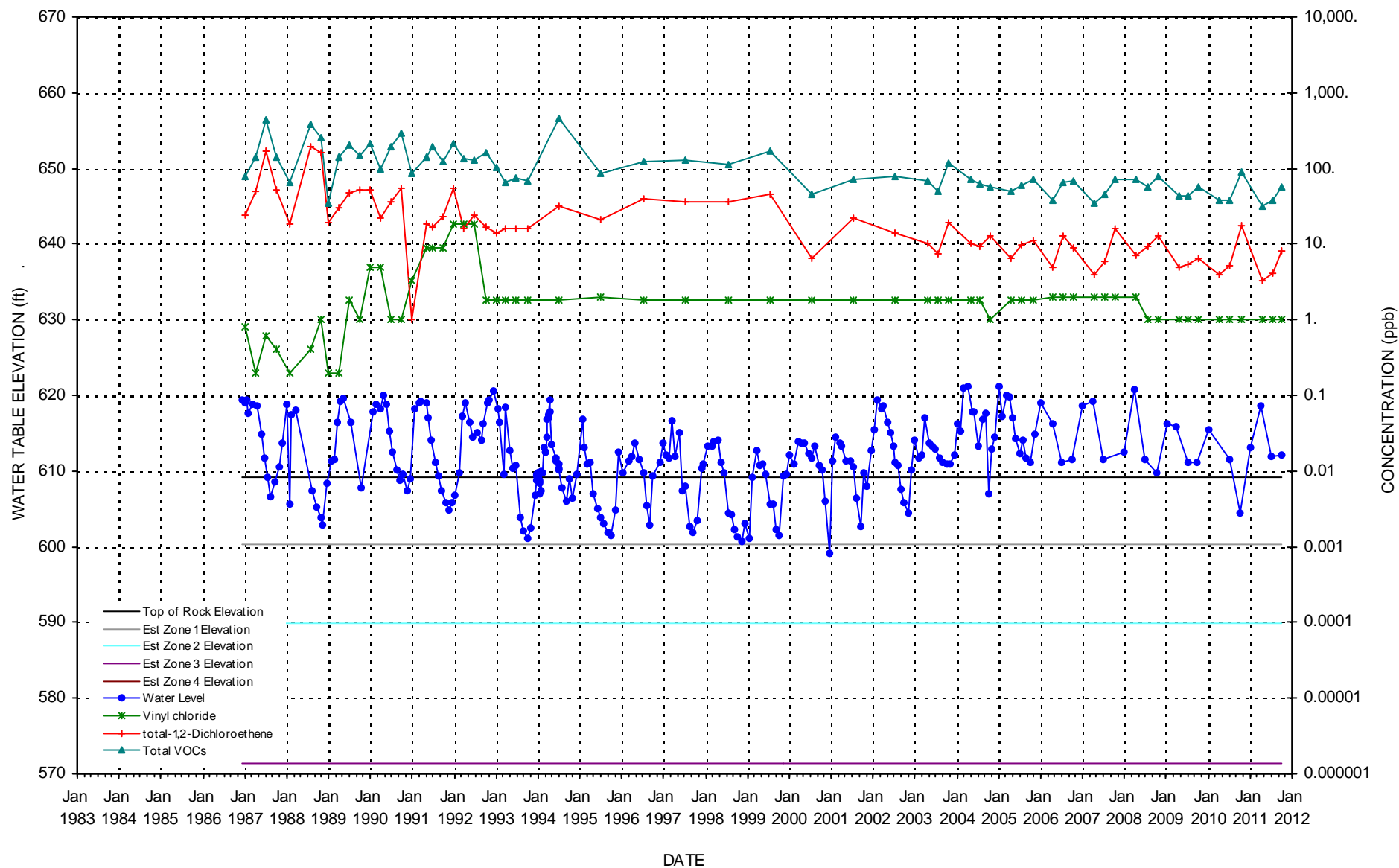
WATER LEVELS & CHLORINATED SOLVENT CONCENTRATIONS

WELL B- 9M



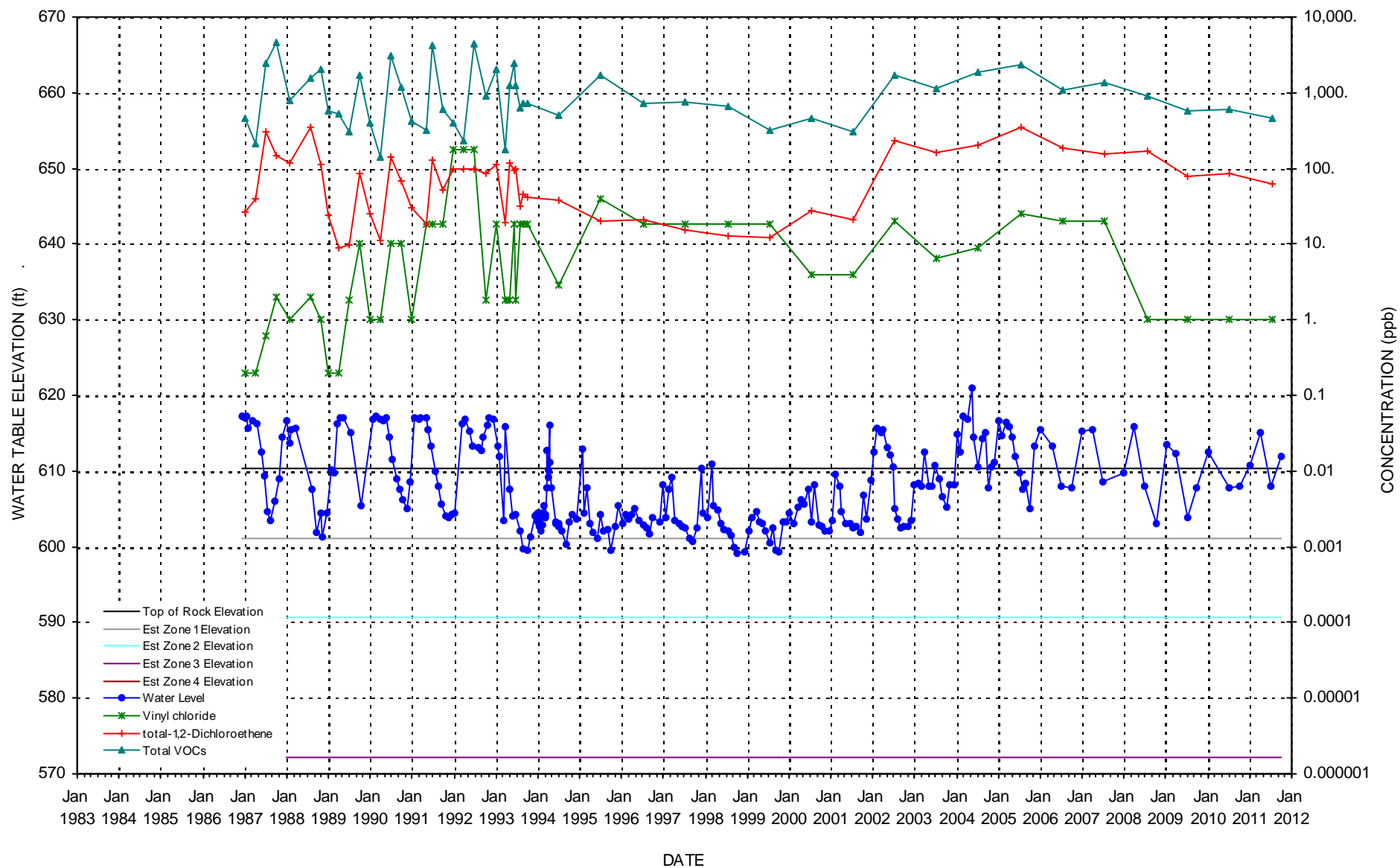
WATER LEVELS & CHLORINATED SOLVENT CONCENTRATIONS

WELL B-10M



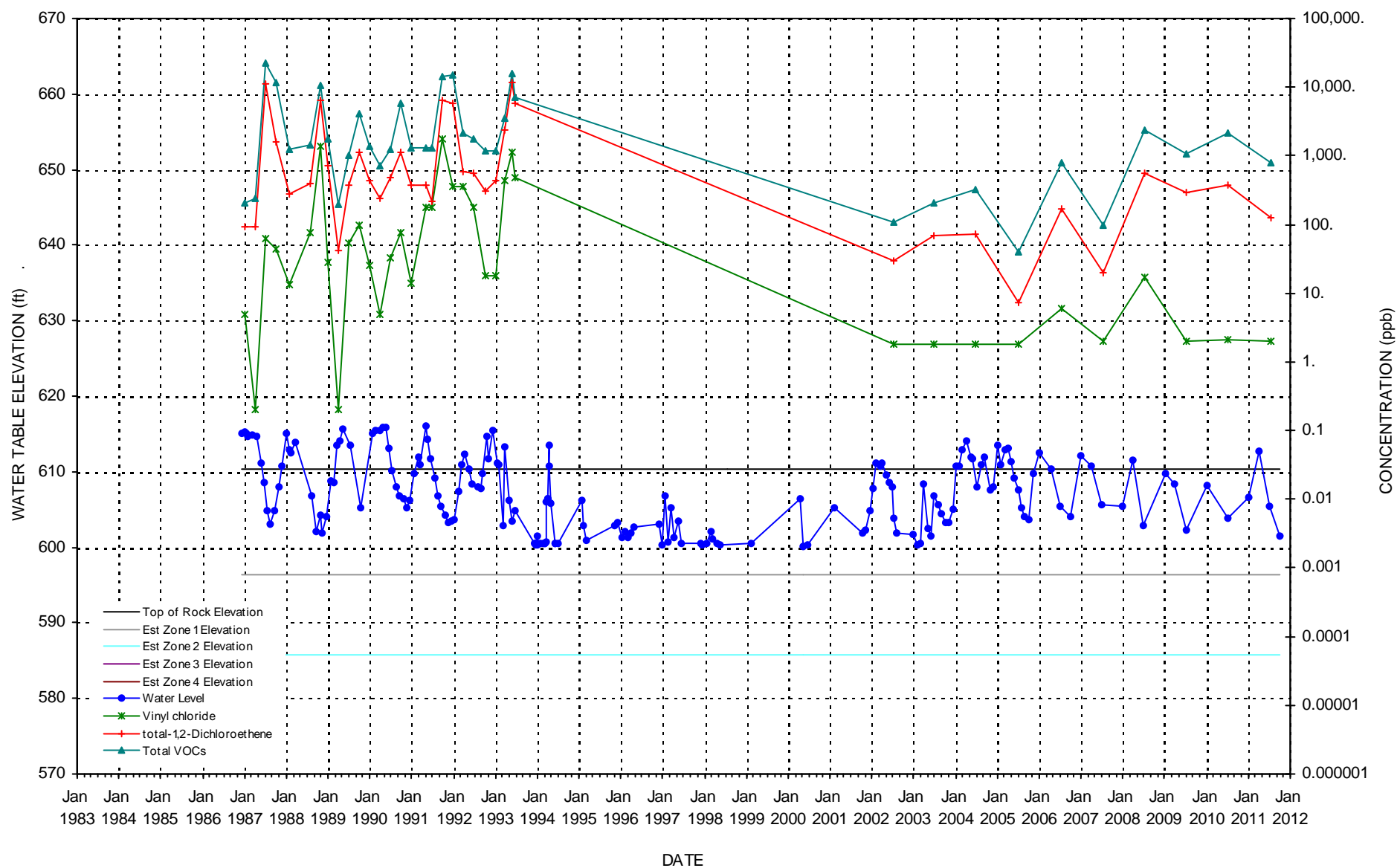
WATER LEVELS & CHLORINATED SOLVENT CONCENTRATIONS

WELL B-11M



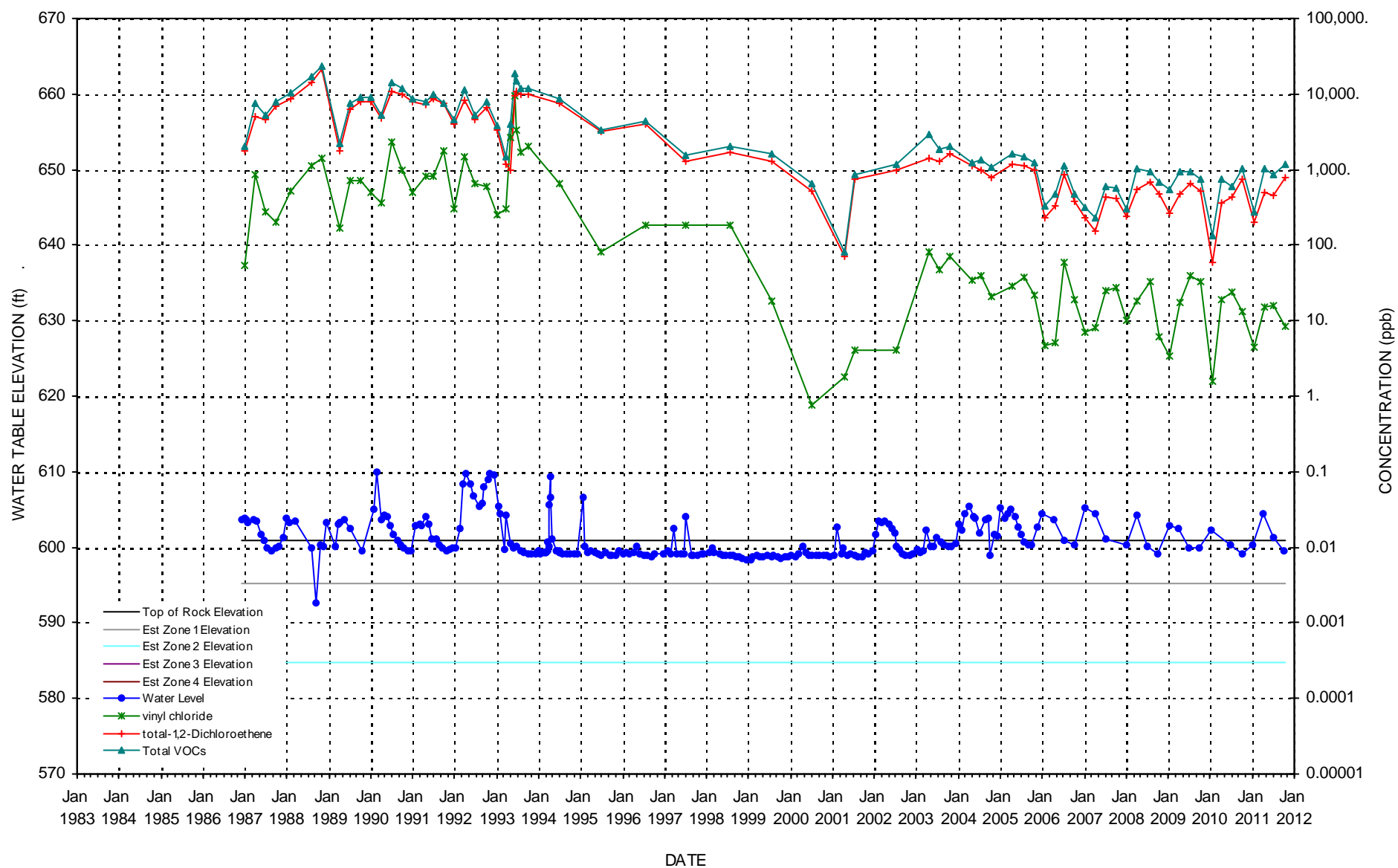
WATER LEVELS & CHLORINATED SOLVENT CONCENTRATIONS

WELL B-12M



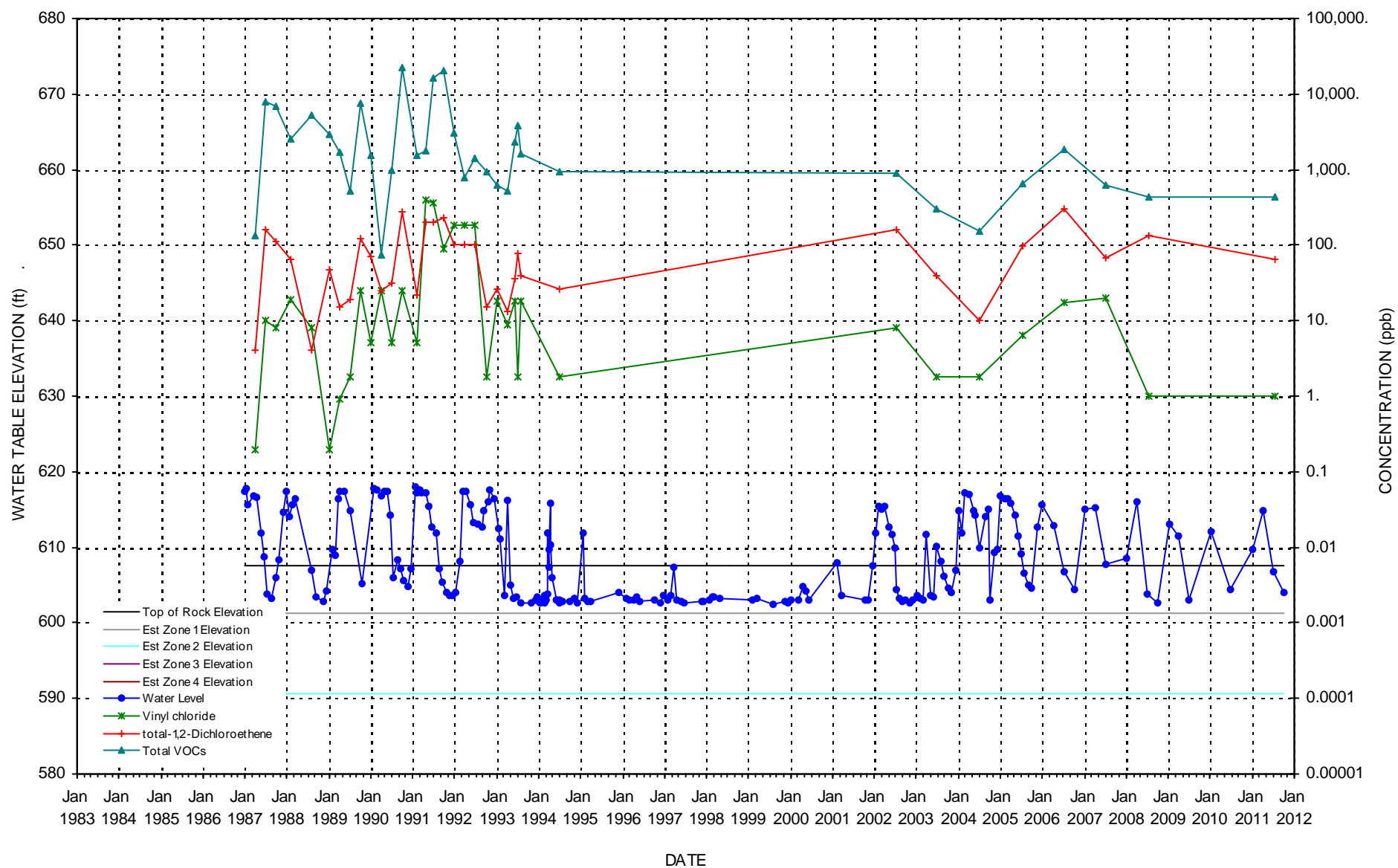
WATER LEVELS & CHLORINATED SOLVENT CONCENTRATIONS

WELL B-13M



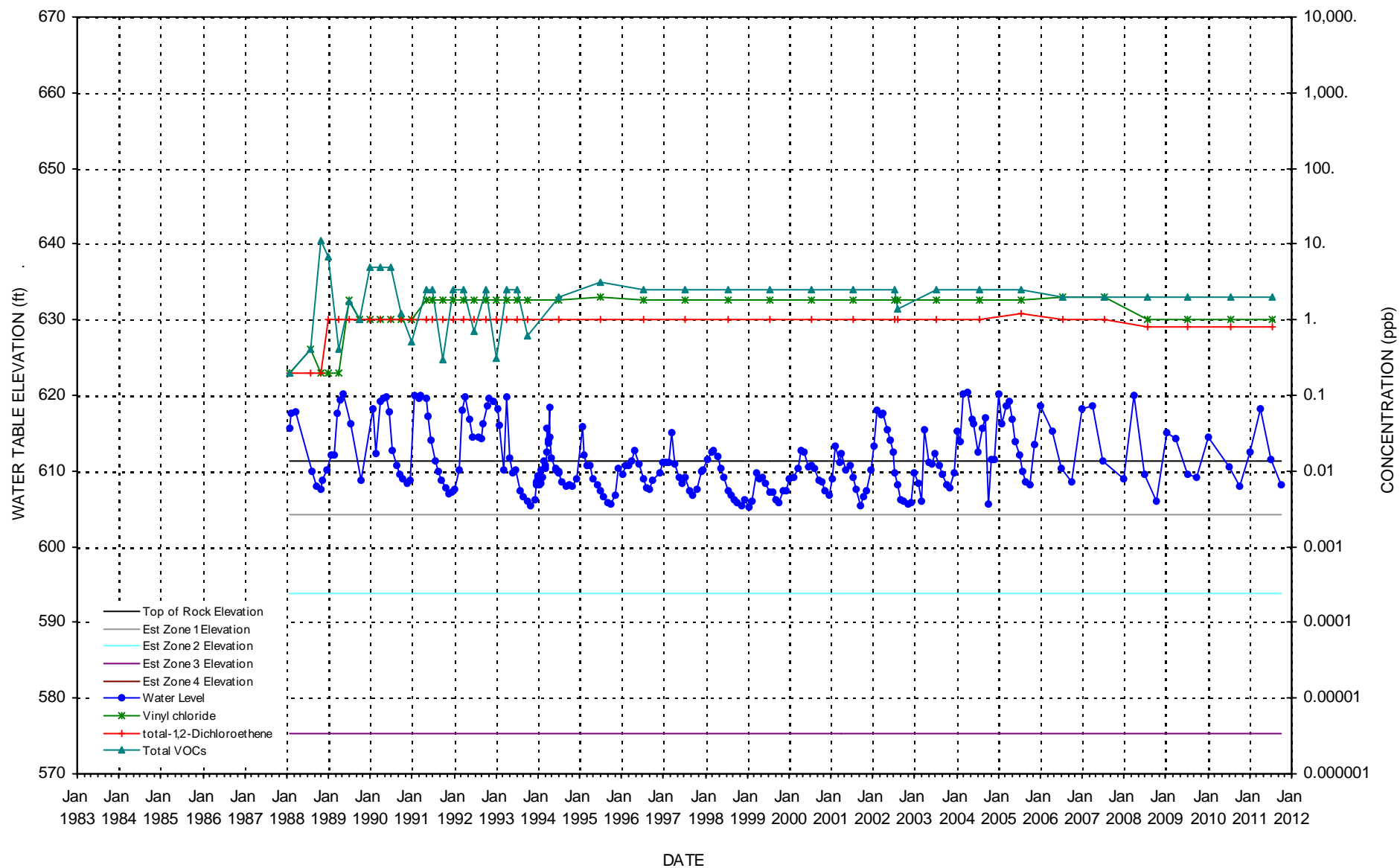
WATER LEVELS & CHLORINATED SOLVENT CONCENTRATIONS

WELL B-14M



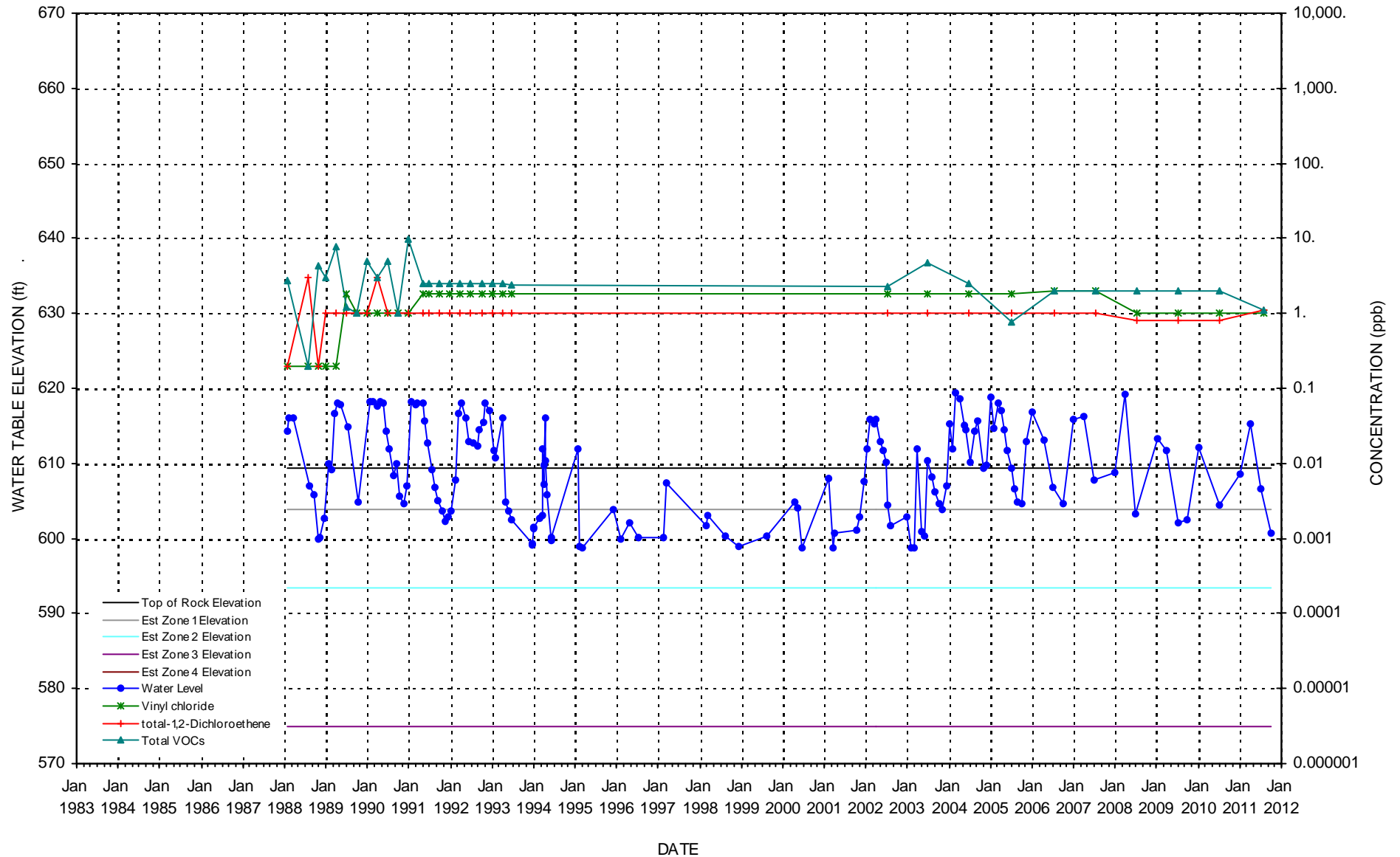
WATER LEVELS & CHLORINATED SOLVENT CONCENTRATIONS

WELL B-15M



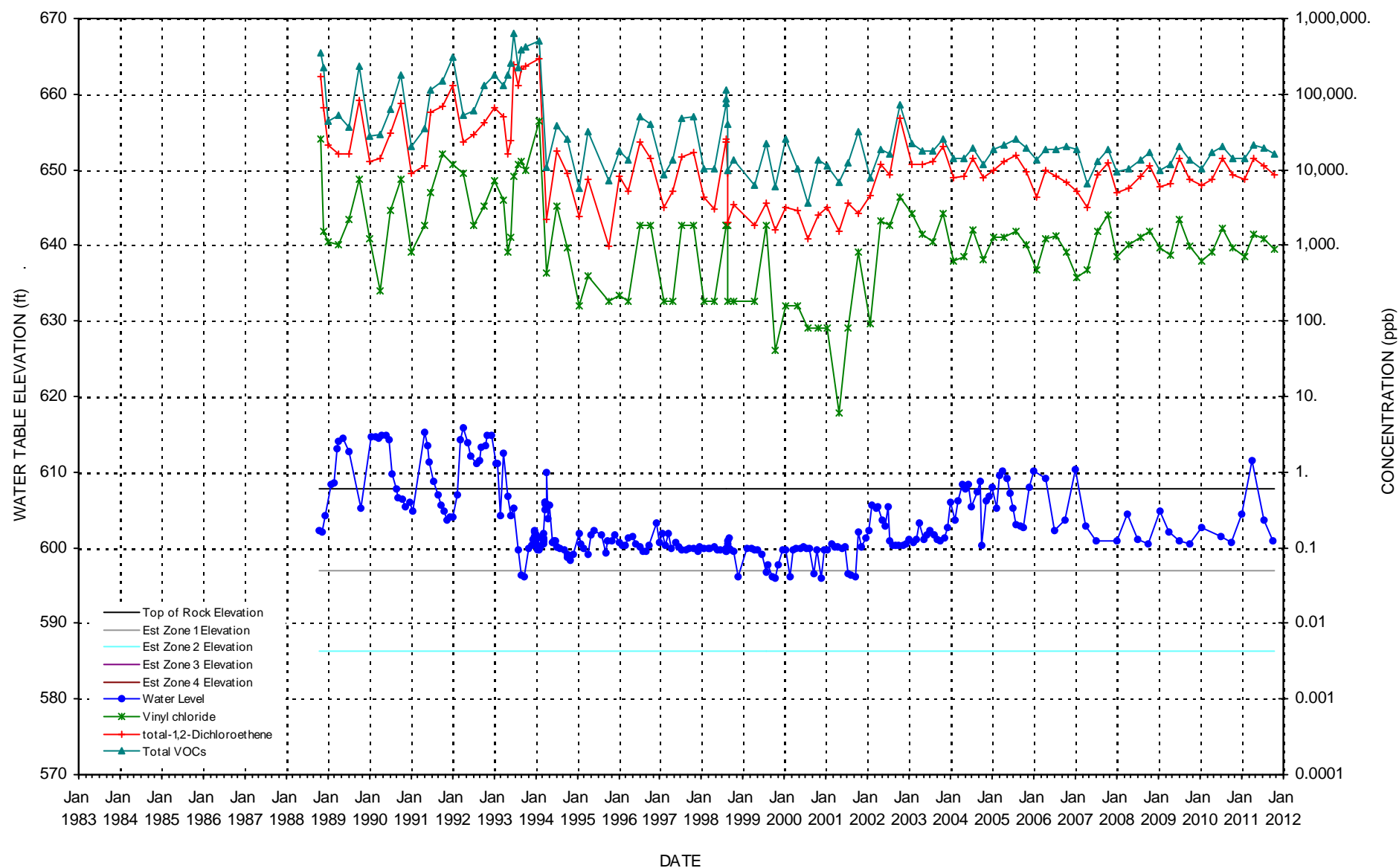
WATER LEVELS & CHLORINATED SOLVENT CONCENTRATIONS

WELL B-16M



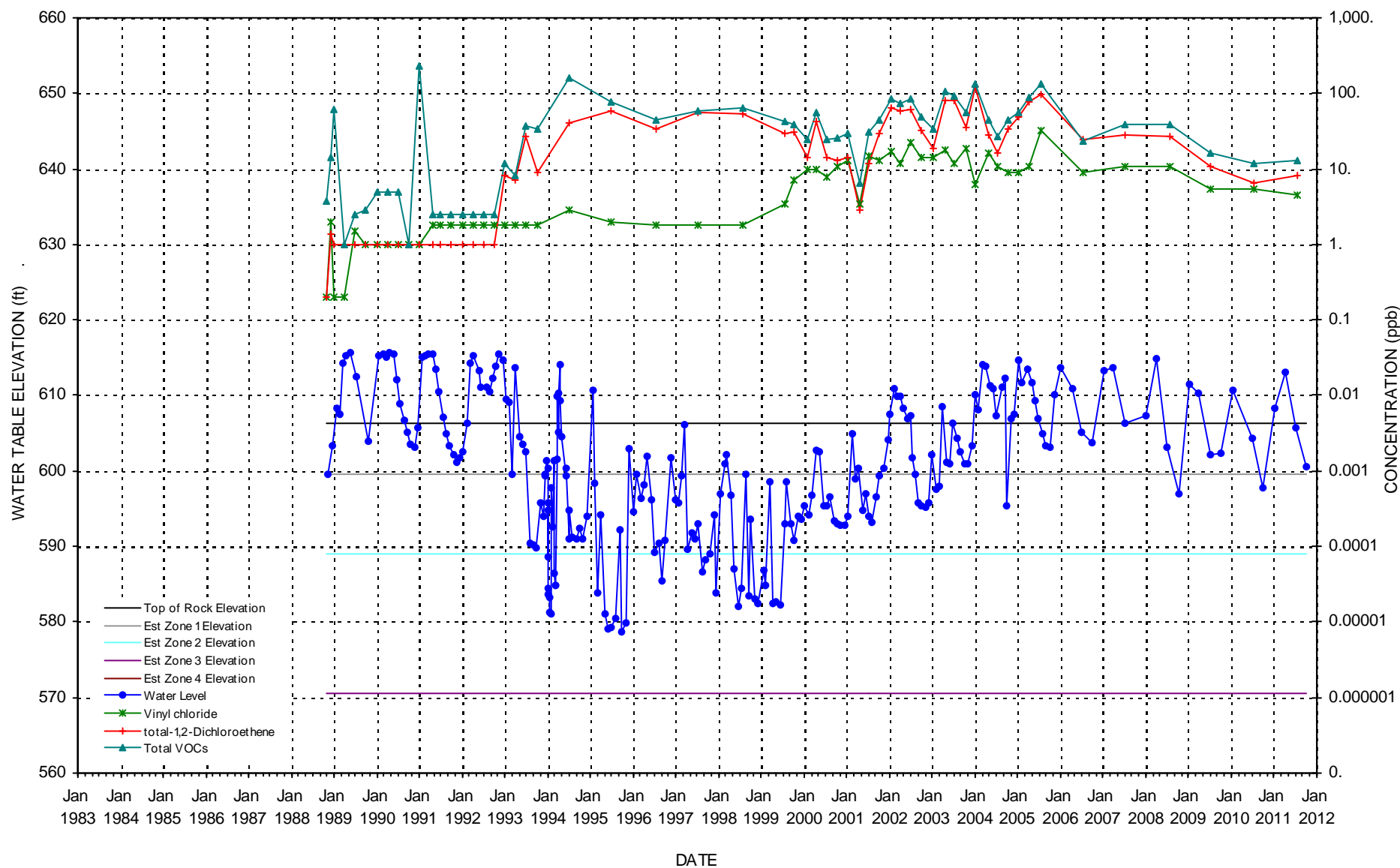
WATER LEVELS & CHLORINATED SOLVENT CONCENTRATIONS

WELL B-17M



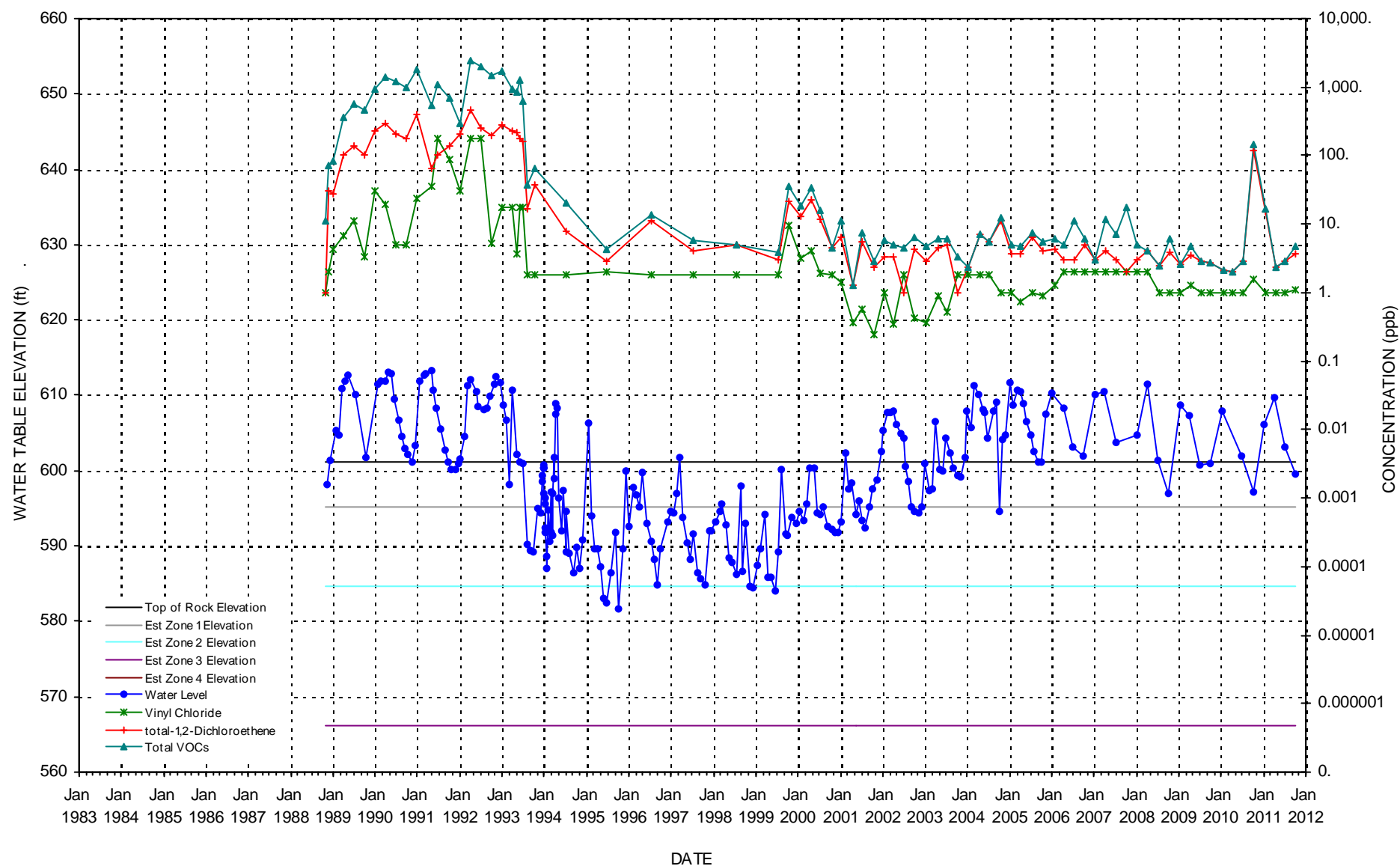
WATER LEVELS & CHLORINATED SOLVENT CONCENTRATIONS

WELL B-18M



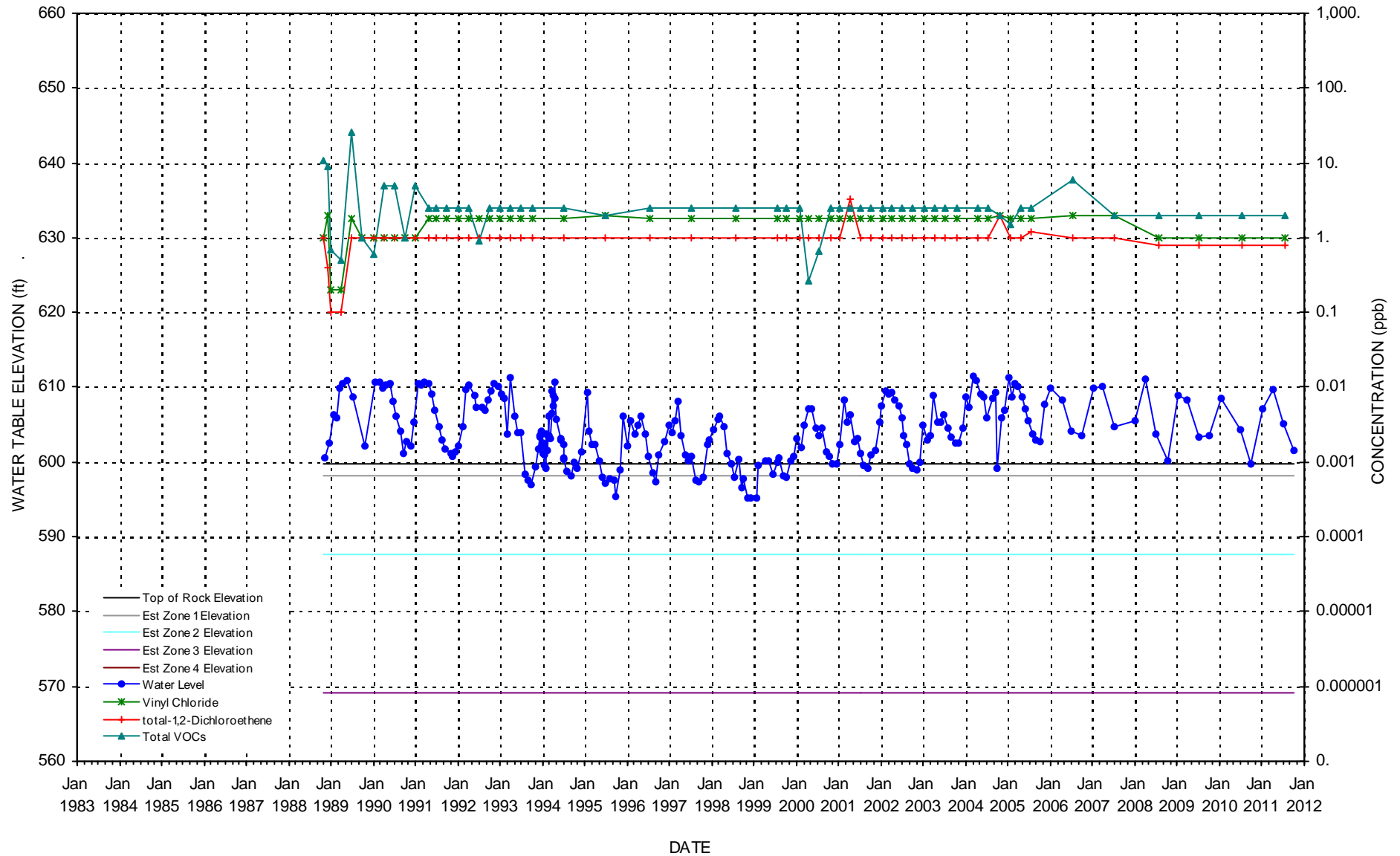
WATER LEVELS & CHLORINATED SOLVENT CONCENTRATIONS

WELL B-19M



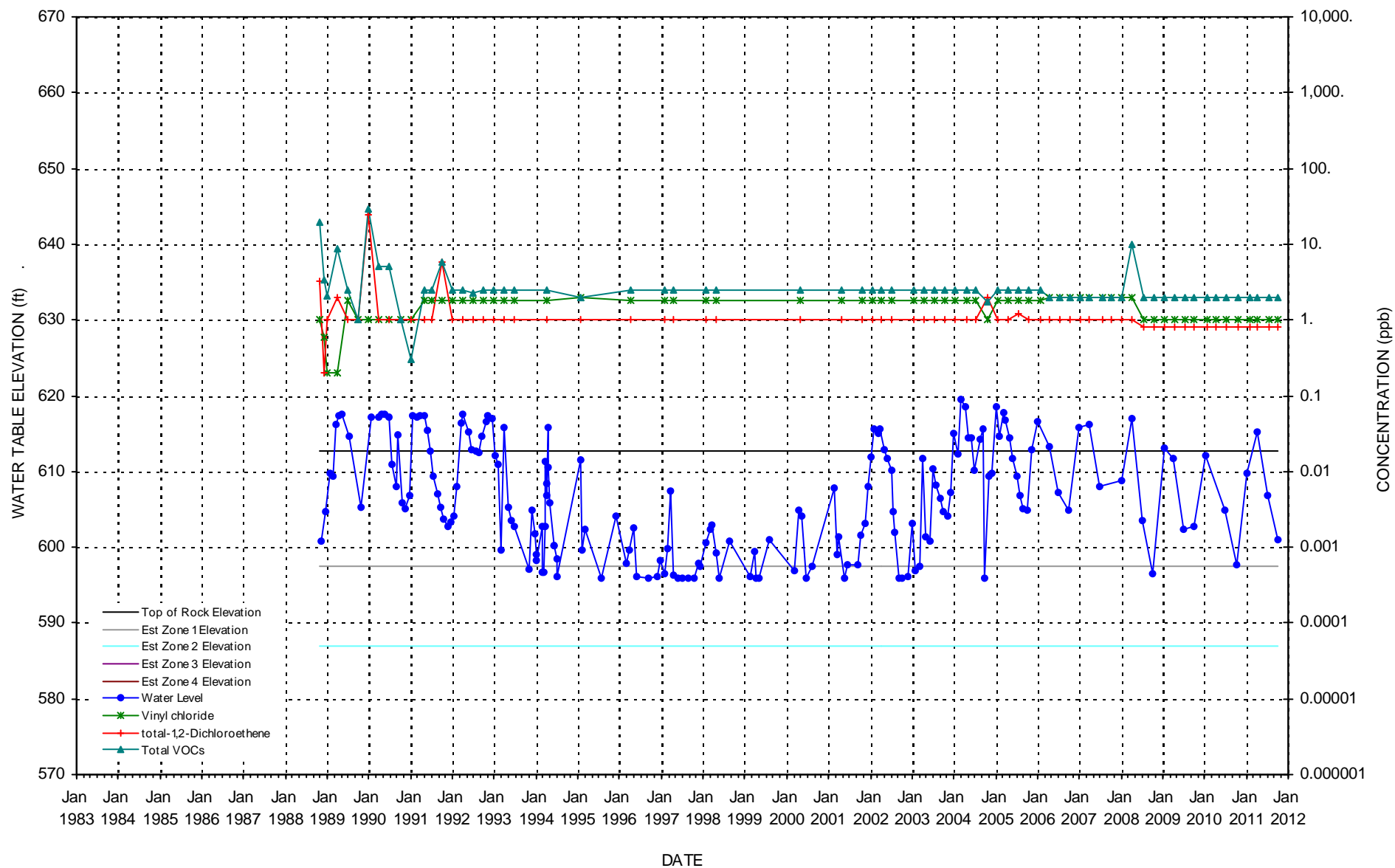
WATER LEVELS & CHLORINATED SOLVENT CONCENTRATIONS

WELL B-20M



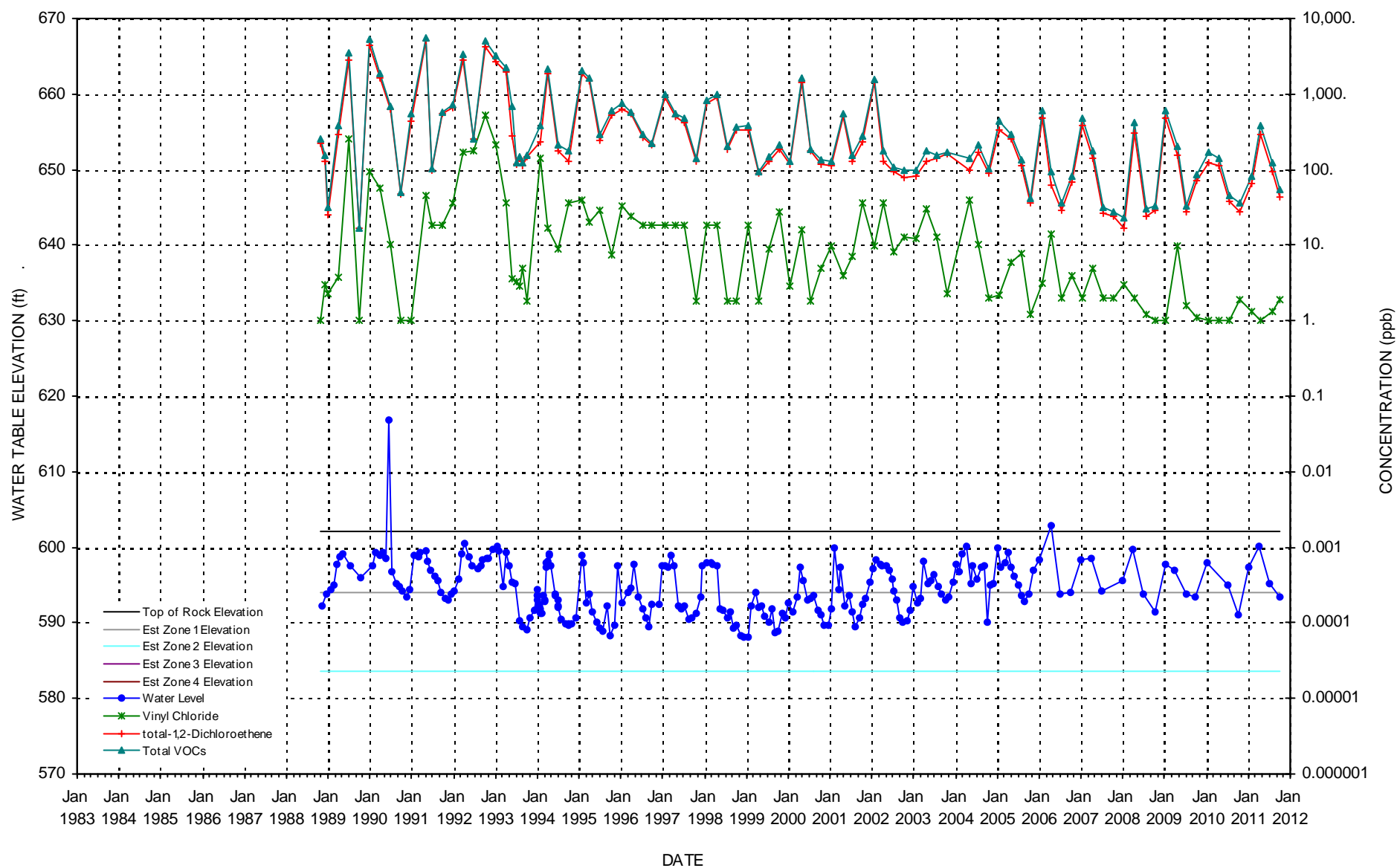
WATER LEVELS & CHLORINATED SOLVENT CONCENTRATIONS

WELL B-21M



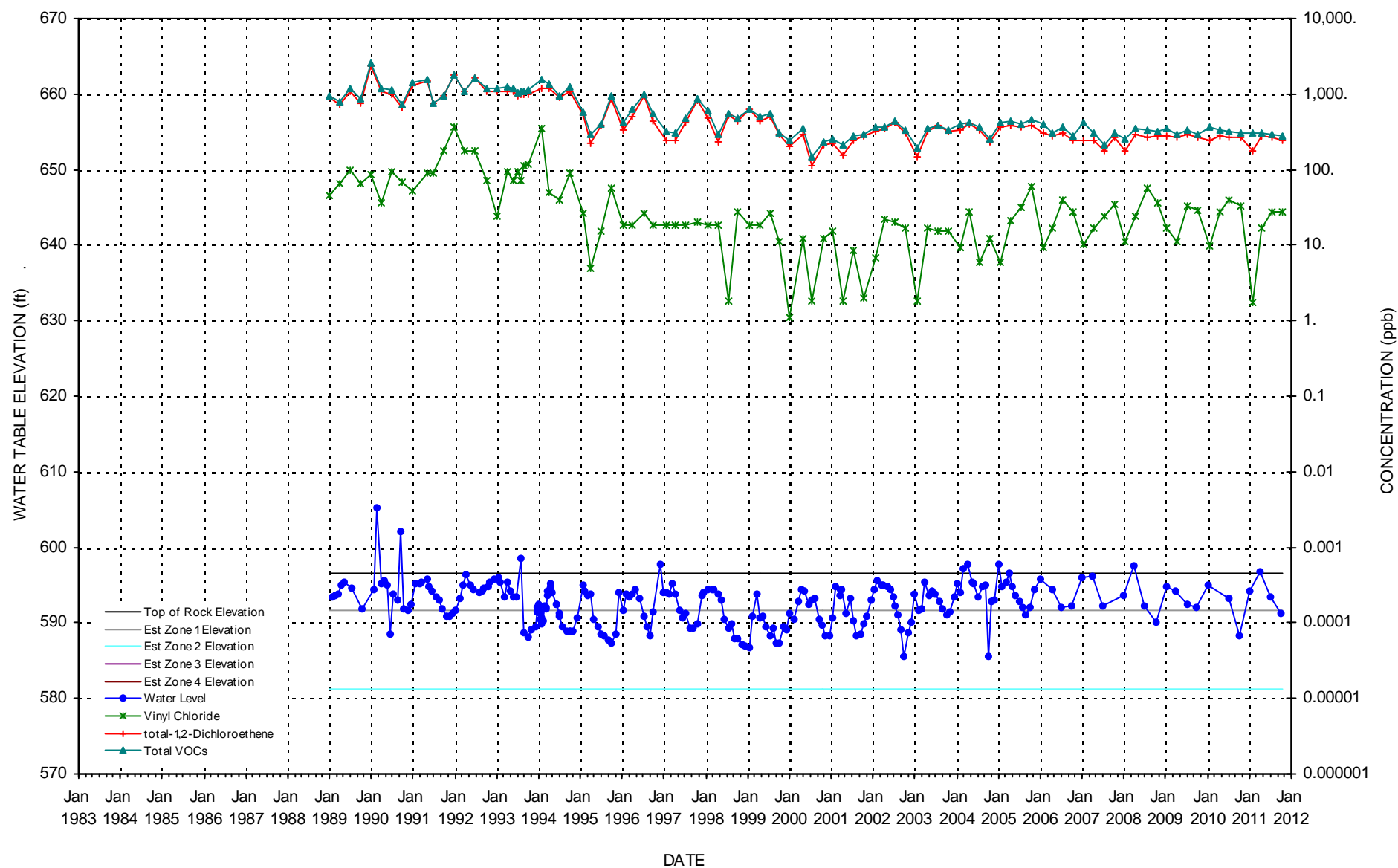
WATER LEVELS & CHLORINATED SOLVENT CONCENTRATIONS

WELL B-22M



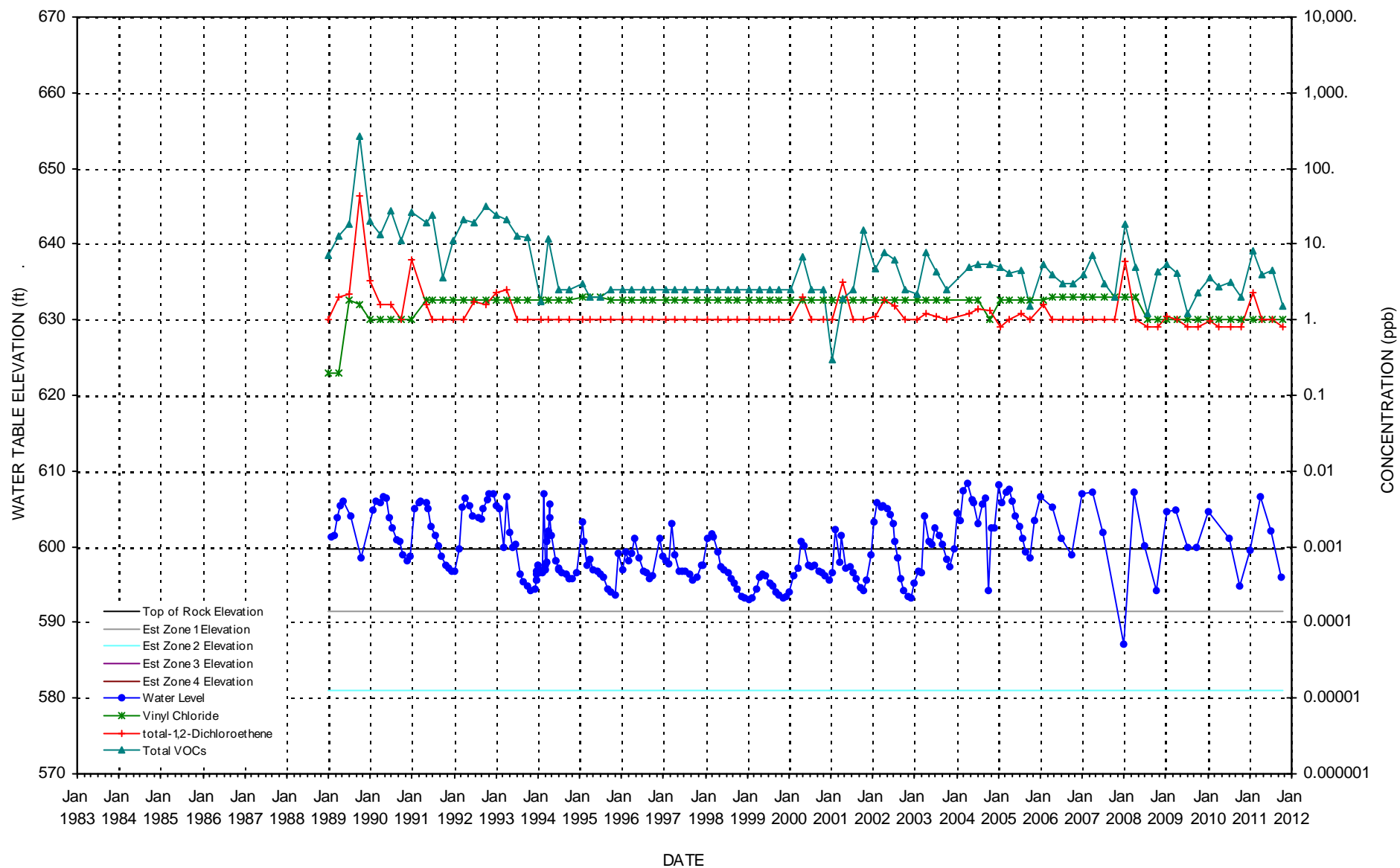
WATER LEVELS & CHLORINATED SOLVENT CONCENTRATIONS

WELL B-23M



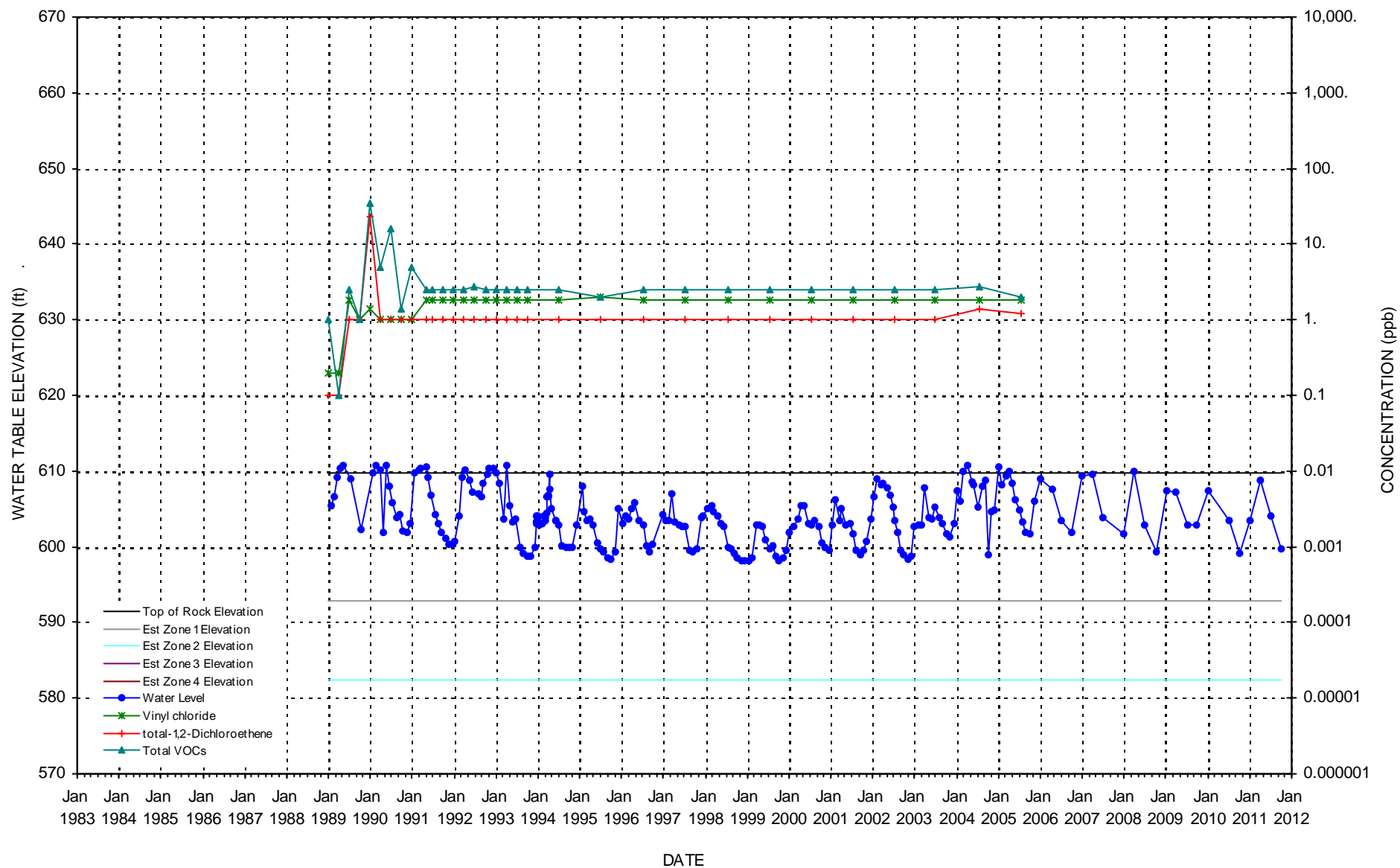
WATER LEVELS & CHLORINATED SOLVENT CONCENTRATIONS

WELL B-24M



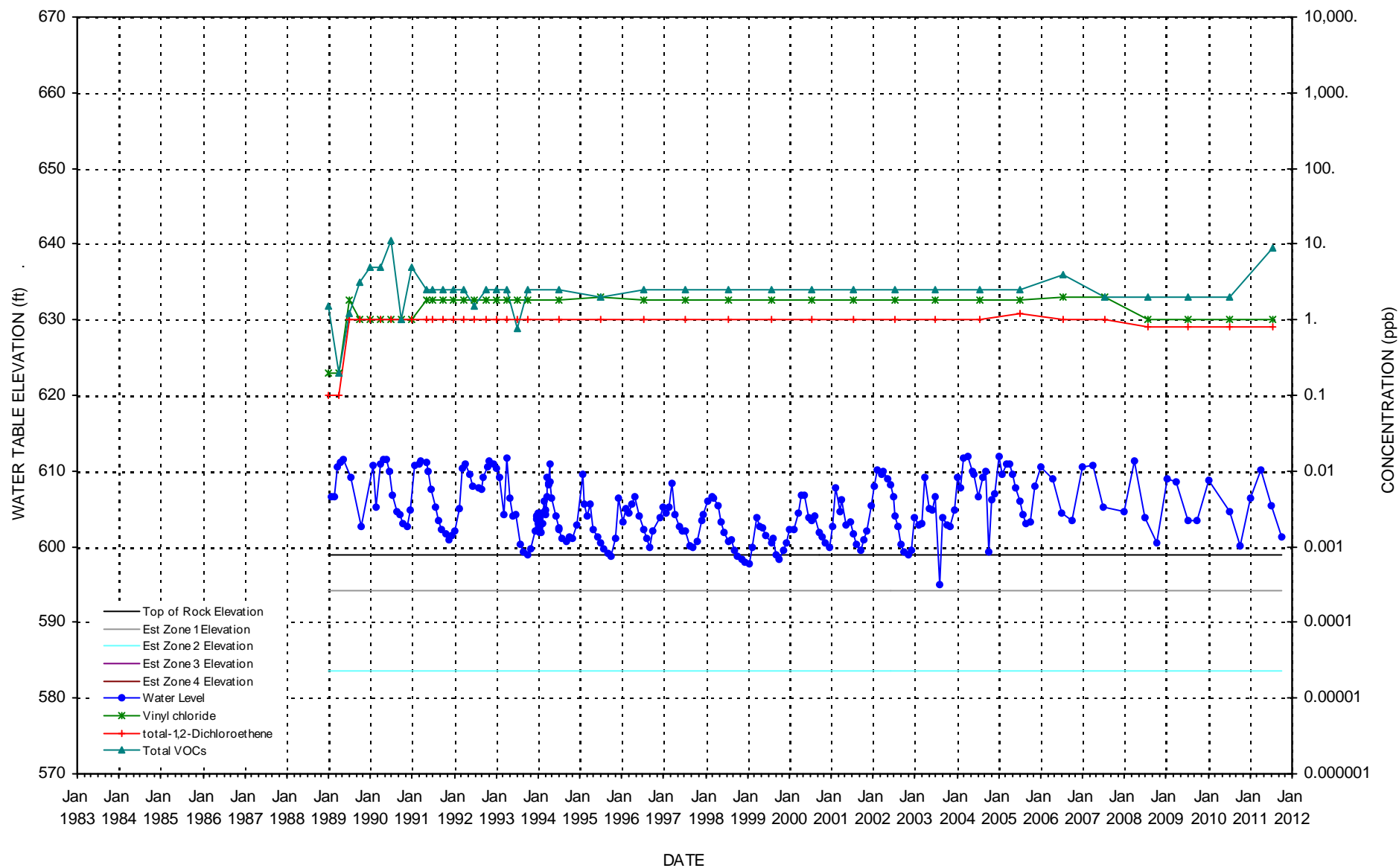
WATER LEVELS & CHLORINATED SOLVENT CONCENTRATIONS

WELL B-25M



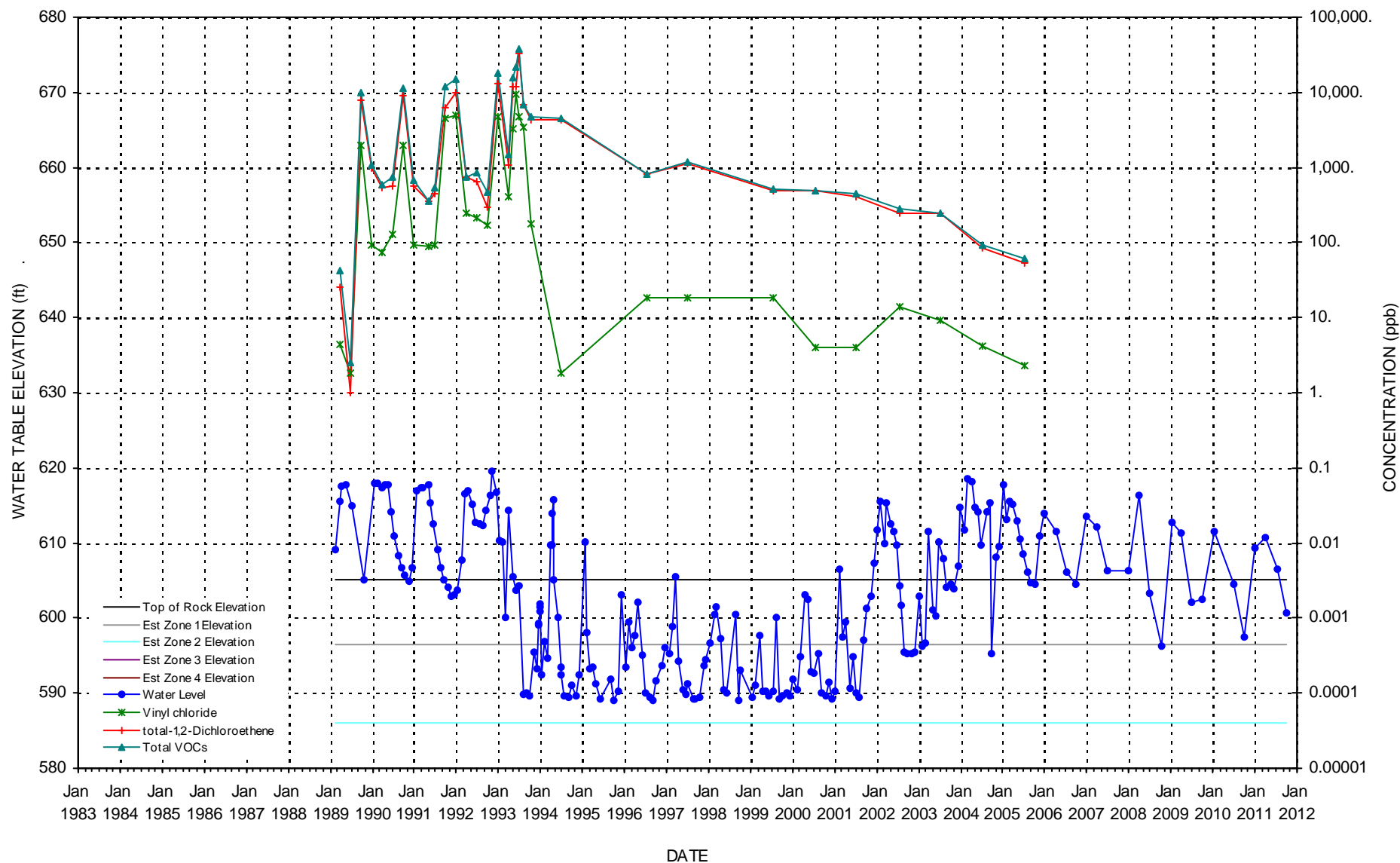
WATER LEVELS & CHLORINATED SOLVENT CONCENTRATIONS

WELL B-26M



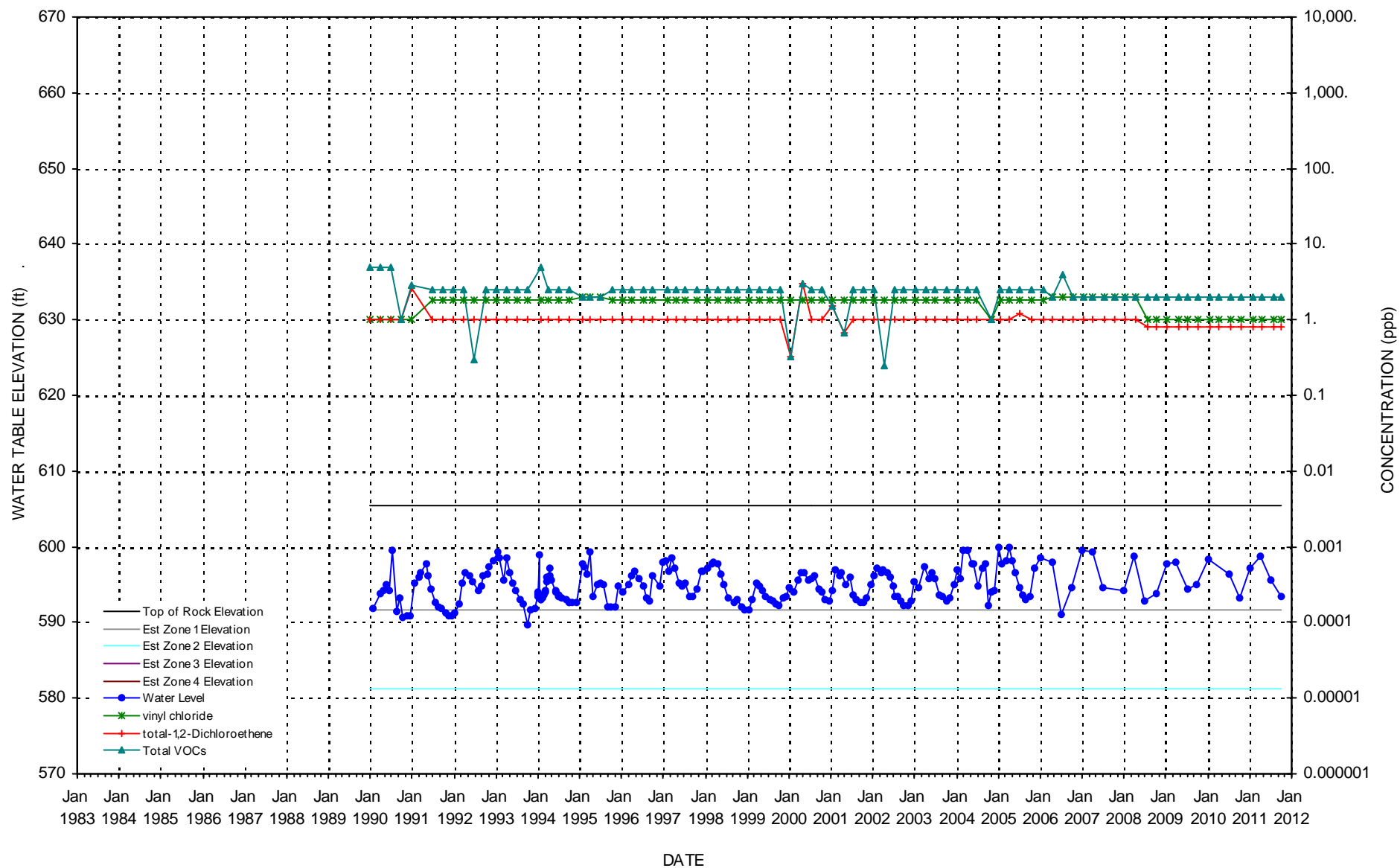
WATER LEVELS & CHLORINATED SOLVENT CONCENTRATIONS

WELL B-27M



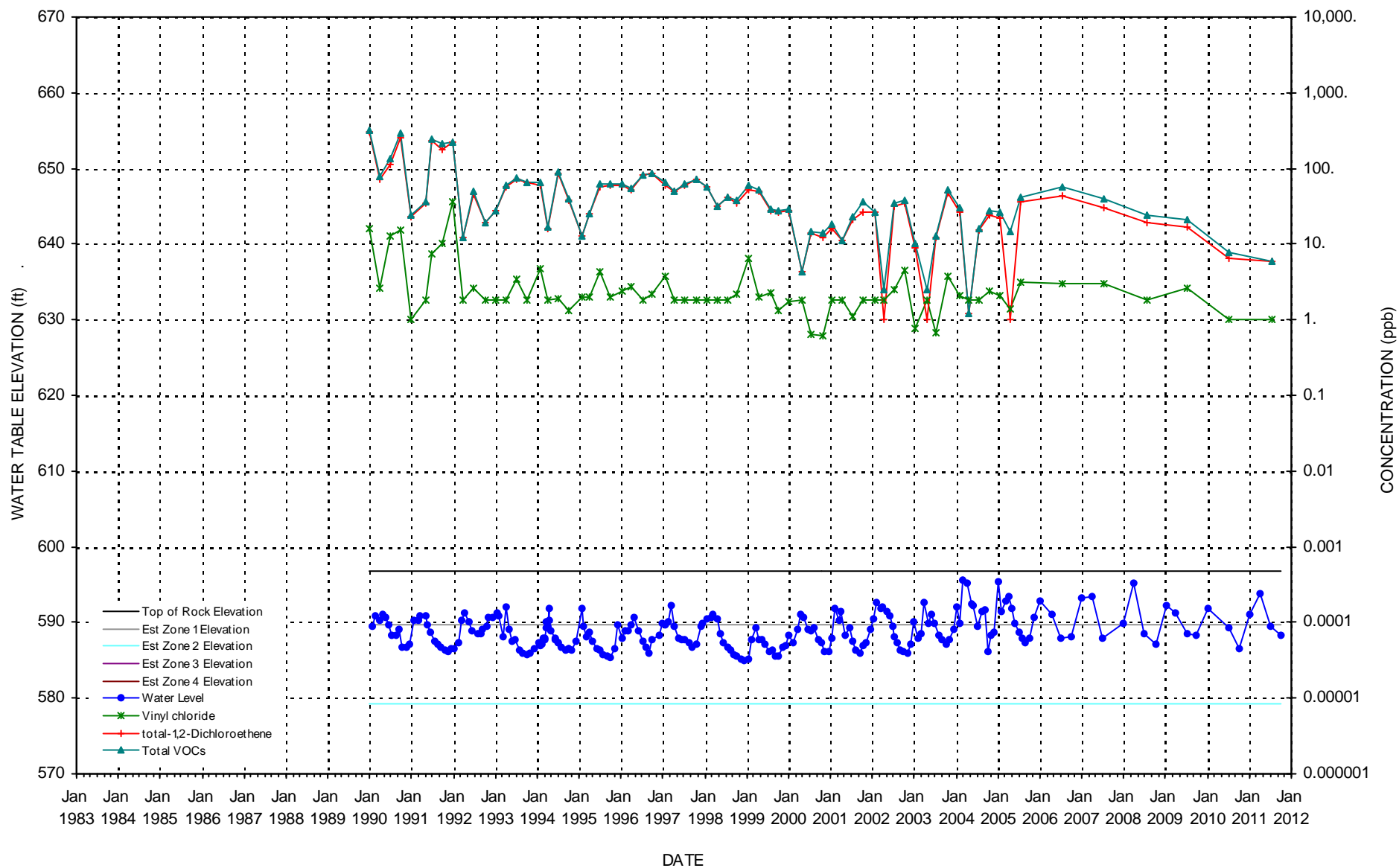
WATER LEVELS & CHLORINATED SOLVENT CONCENTRATIONS

WELL B-28M



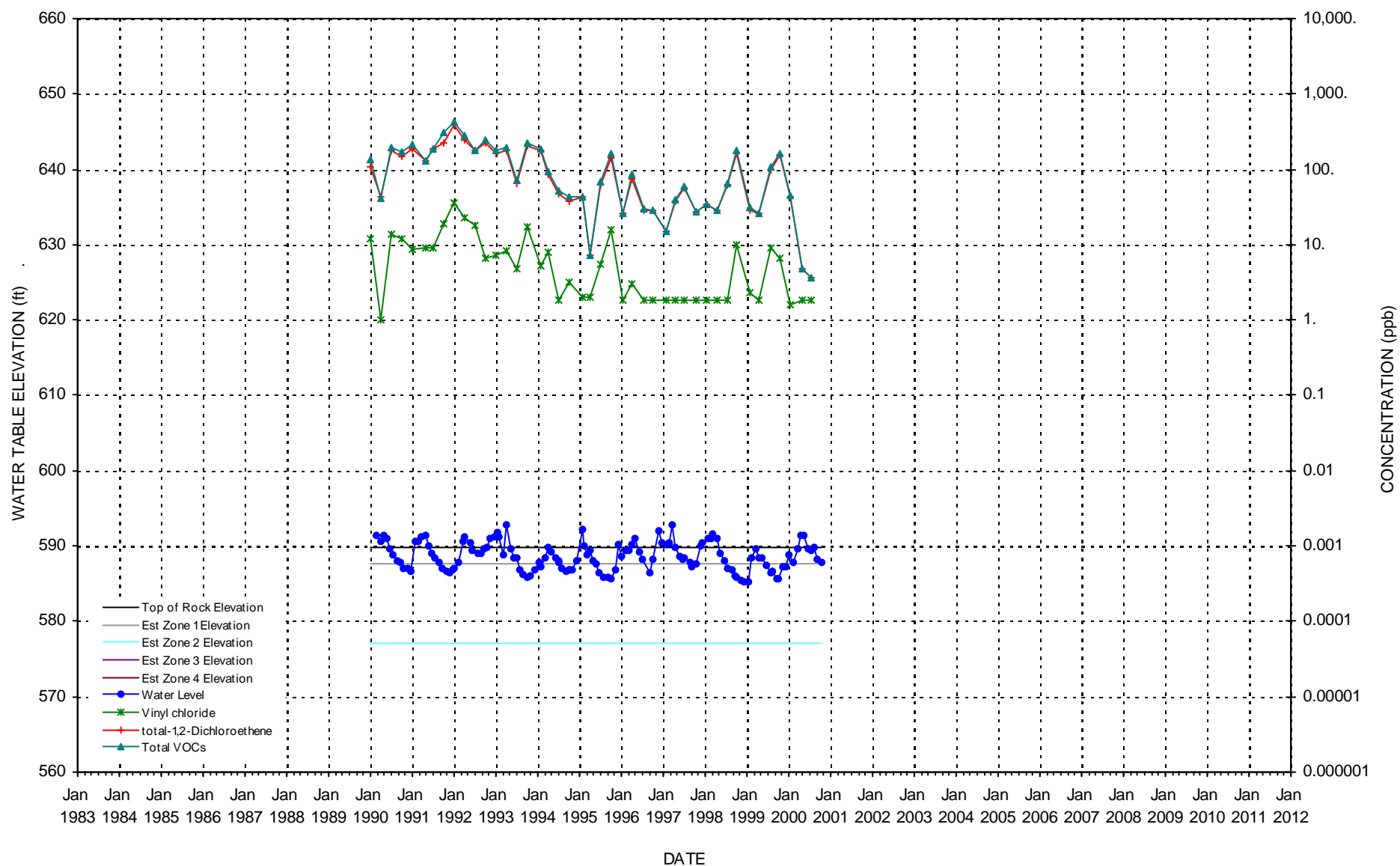
WATER LEVELS & CHLORINATED SOLVENT CONCENTRATIONS

WELL B-29M



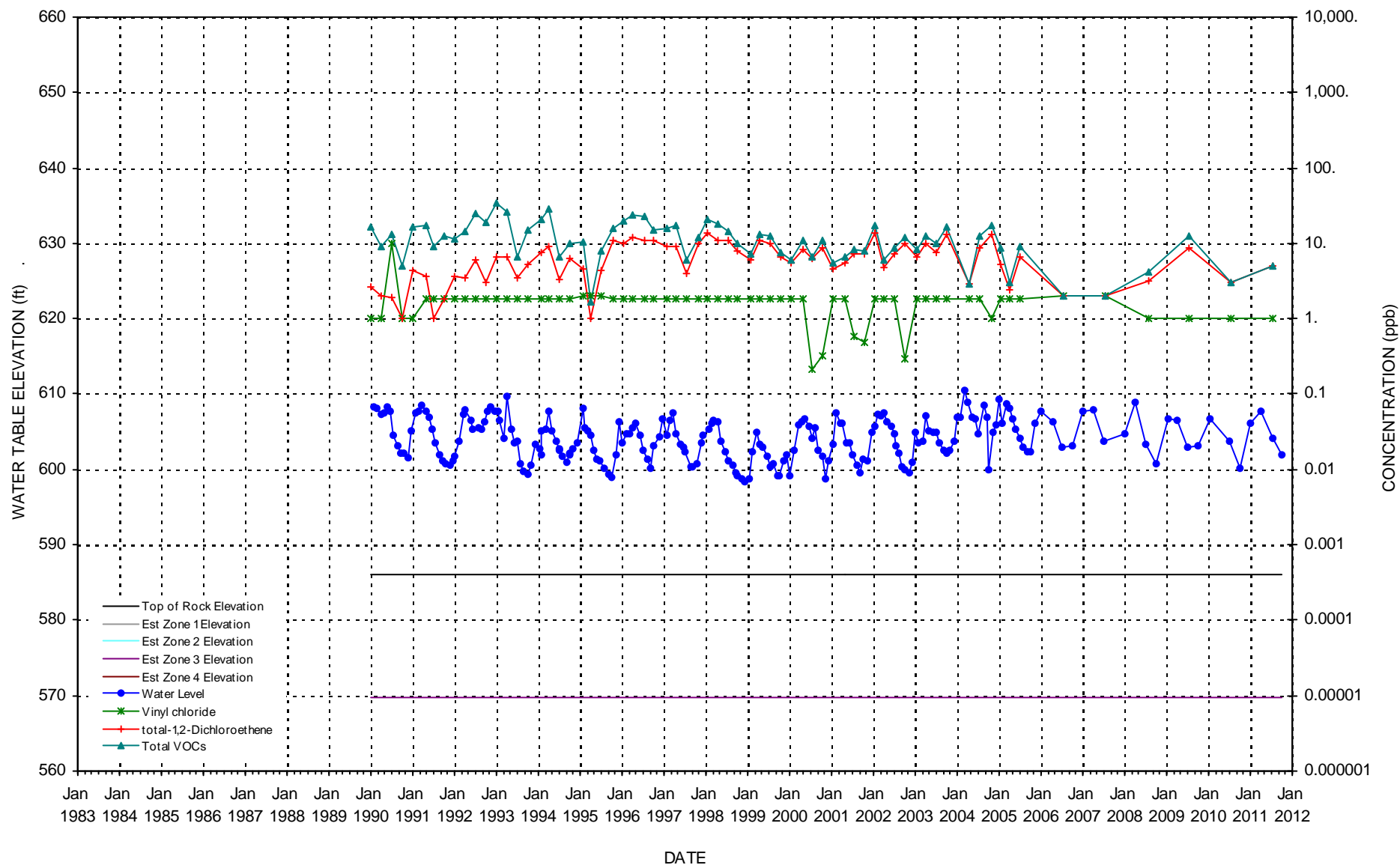
WATER LEVELS & CHLORINATED SOLVENT CONCENTRATIONS

WELL B-30M



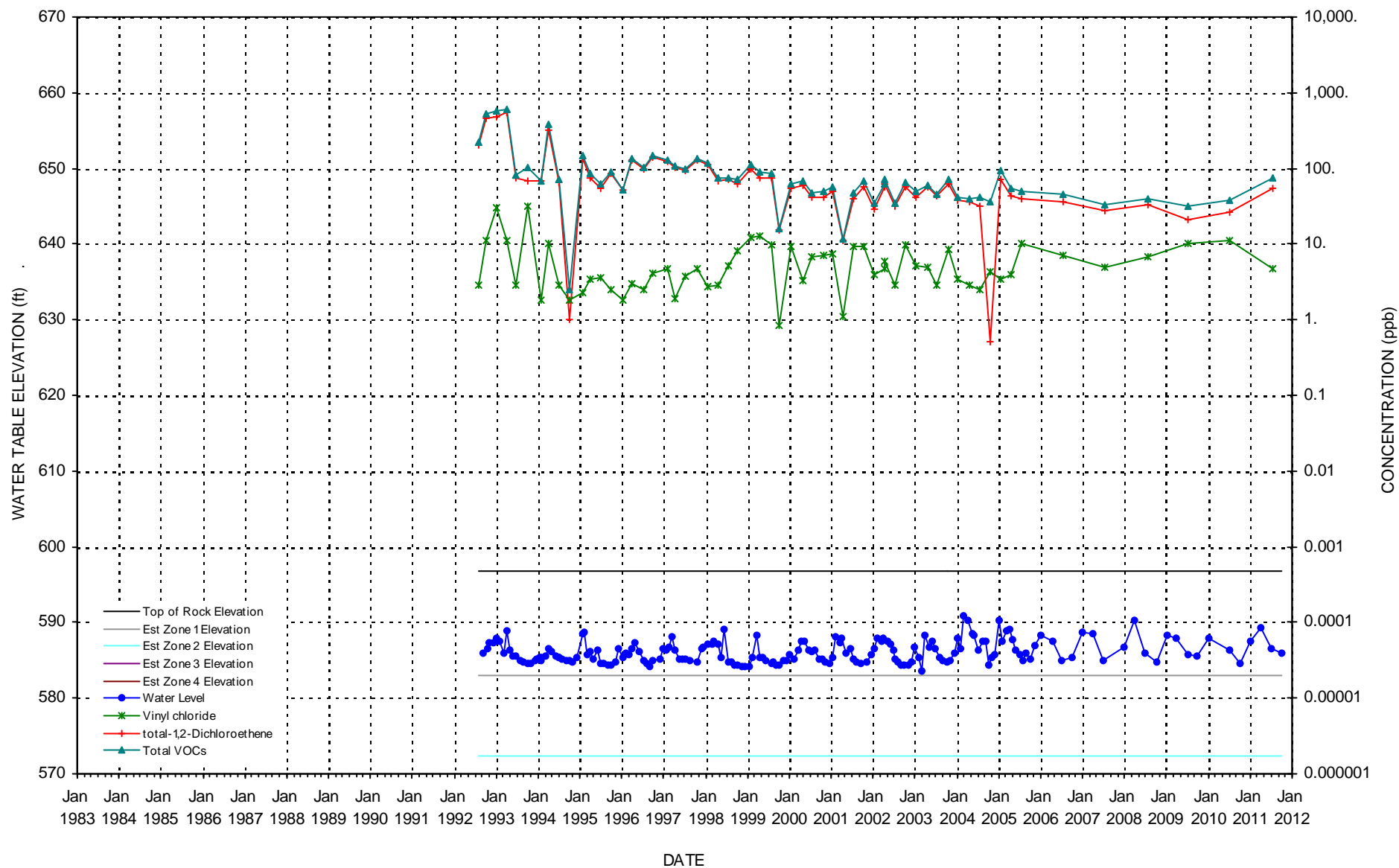
WATER LEVELS & CHLORINATED SOLVENT CONCENTRATIONS

WELL B-31M



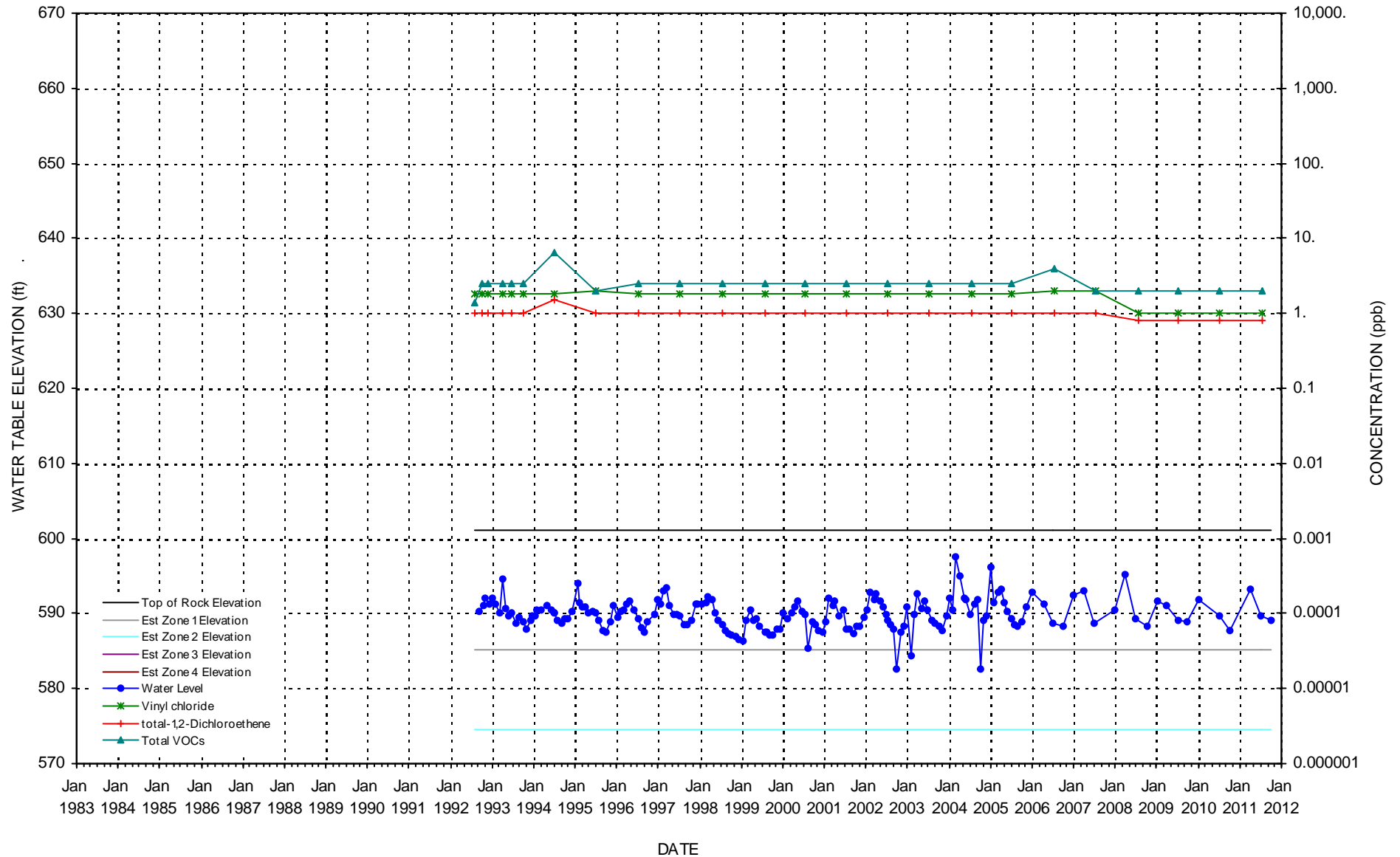
WATER LEVELS & CHLORINATED SOLVENT CONCENTRATIONS

WELL B-32M



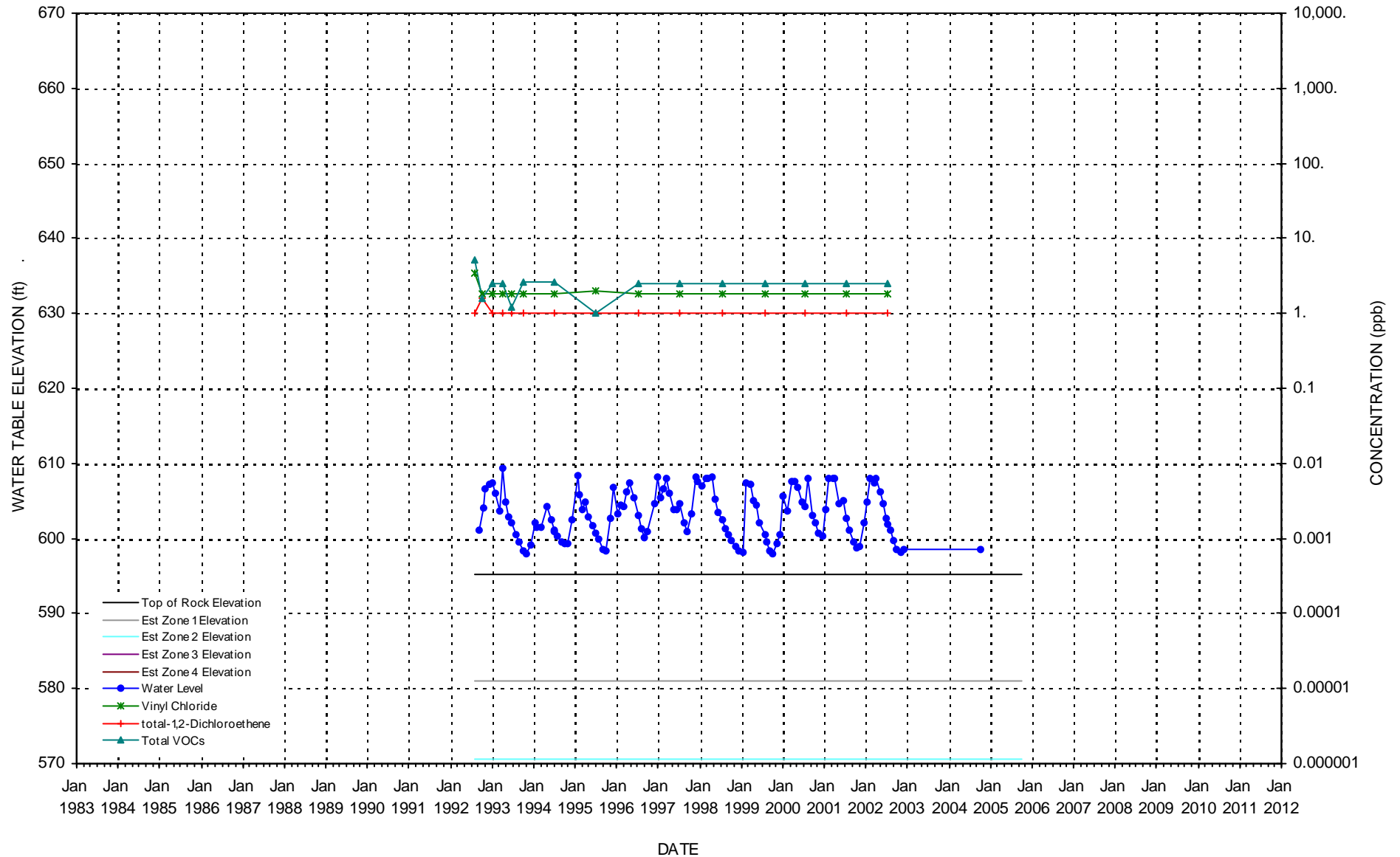
WATER LEVELS & CHLORINATED SOLVENT CONCENTRATIONS

WELL B-33M



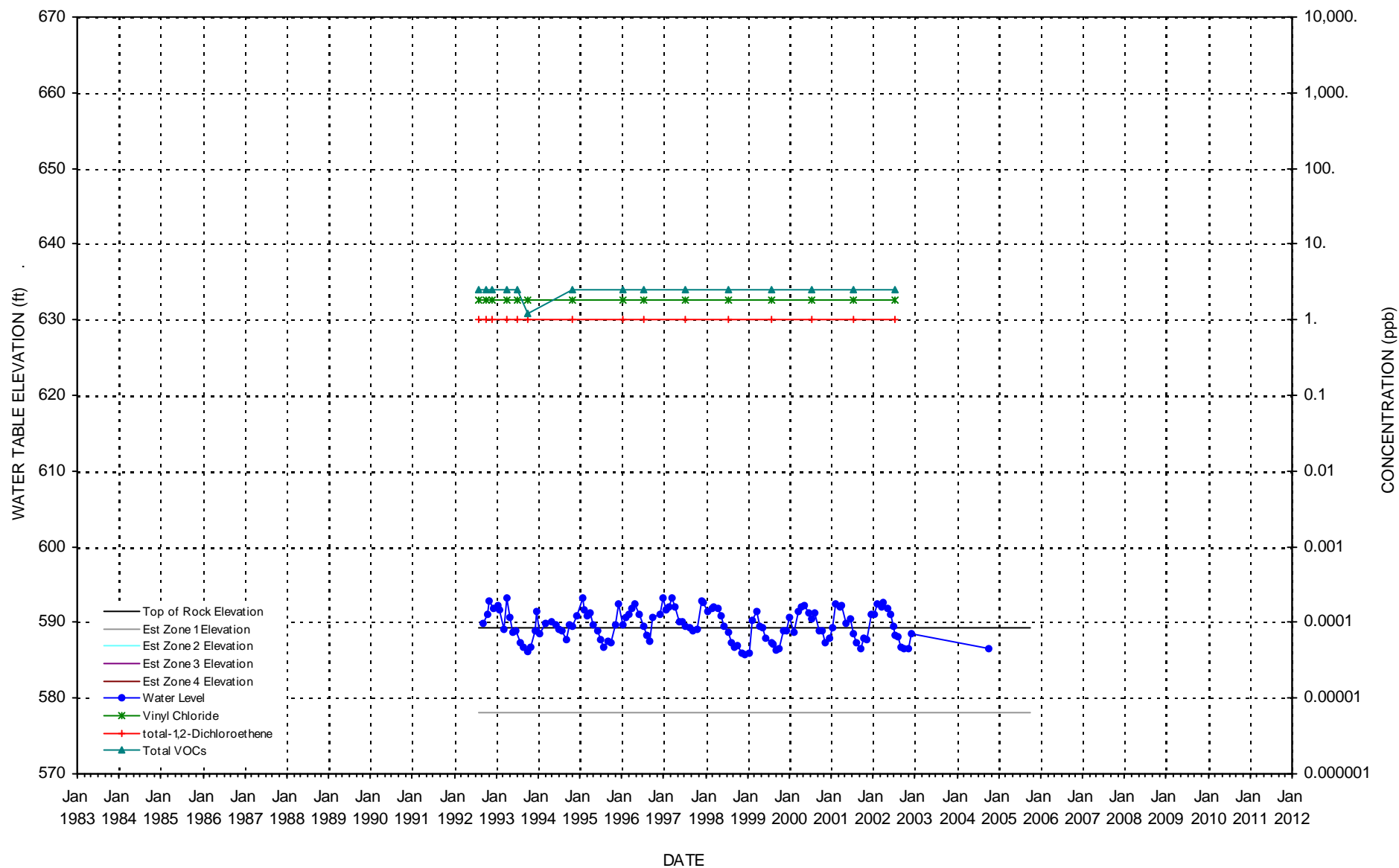
WATER LEVELS & CHLORINATED SOLVENT CONCENTRATIONS

WELL B-34M



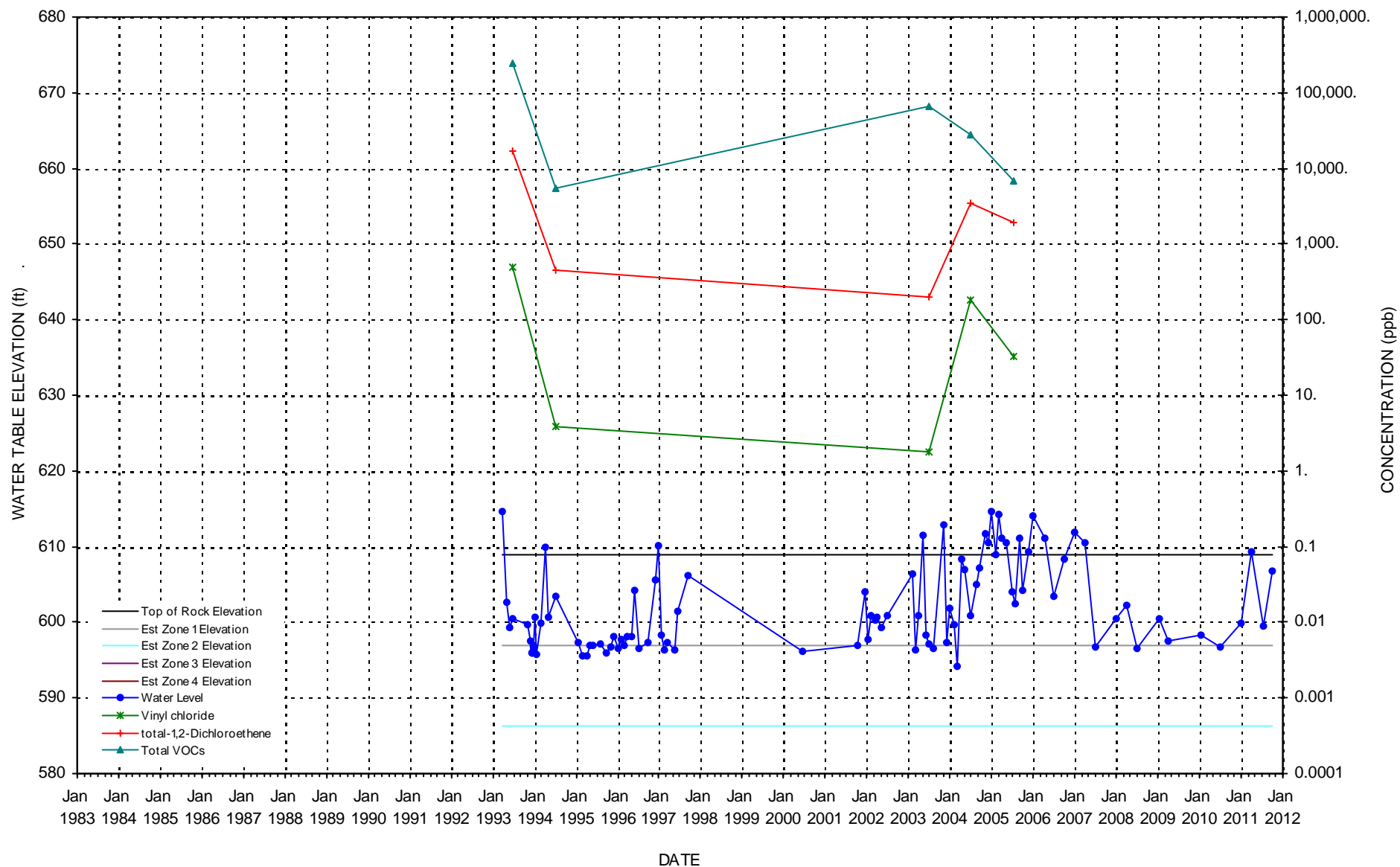
WATER LEVELS & CHLORINATED SOLVENT CONCENTRATIONS

WELL B-35M



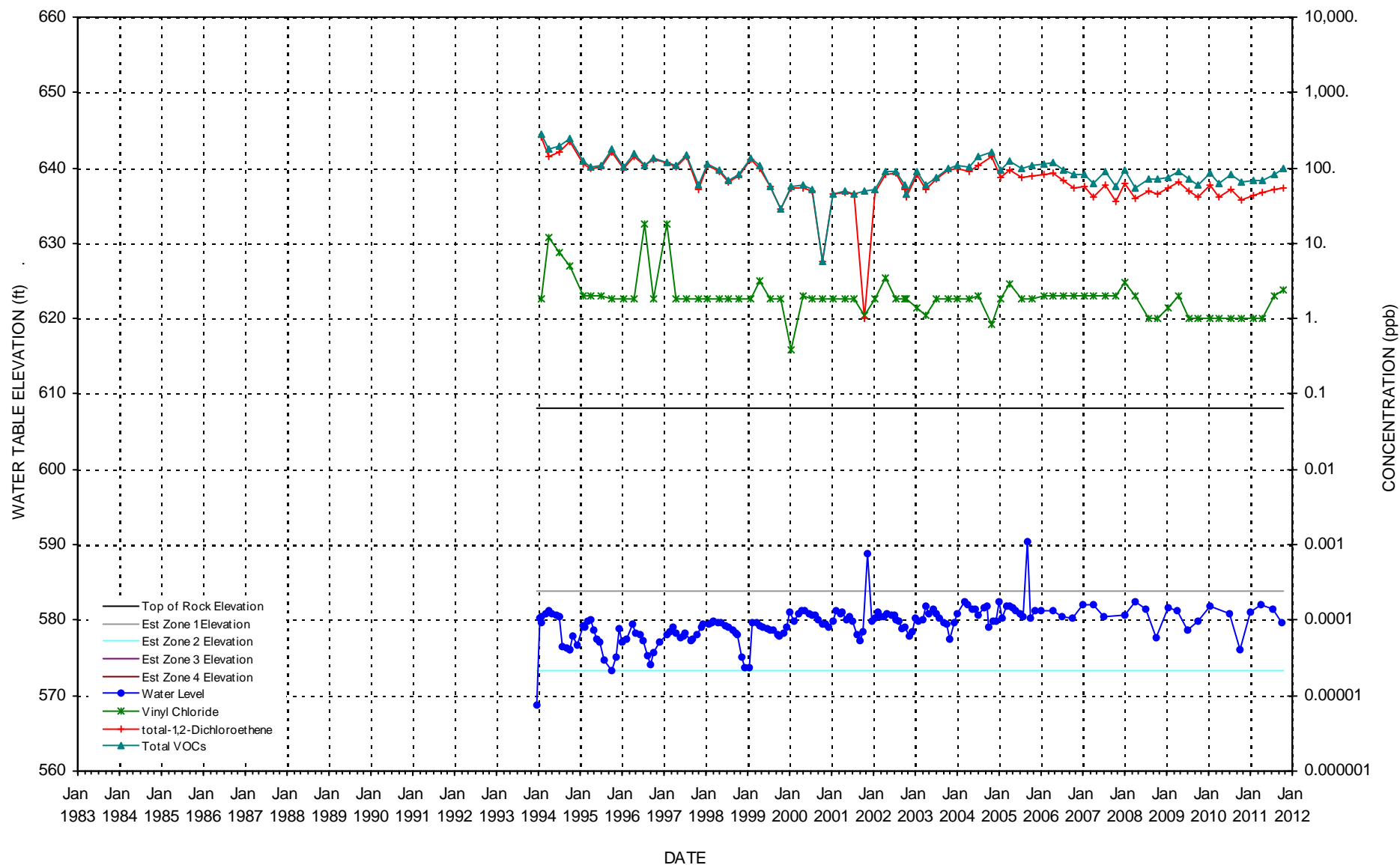
WATER LEVELS & CHLORINATED SOLVENT CONCENTRATIONS

WELL B-37M



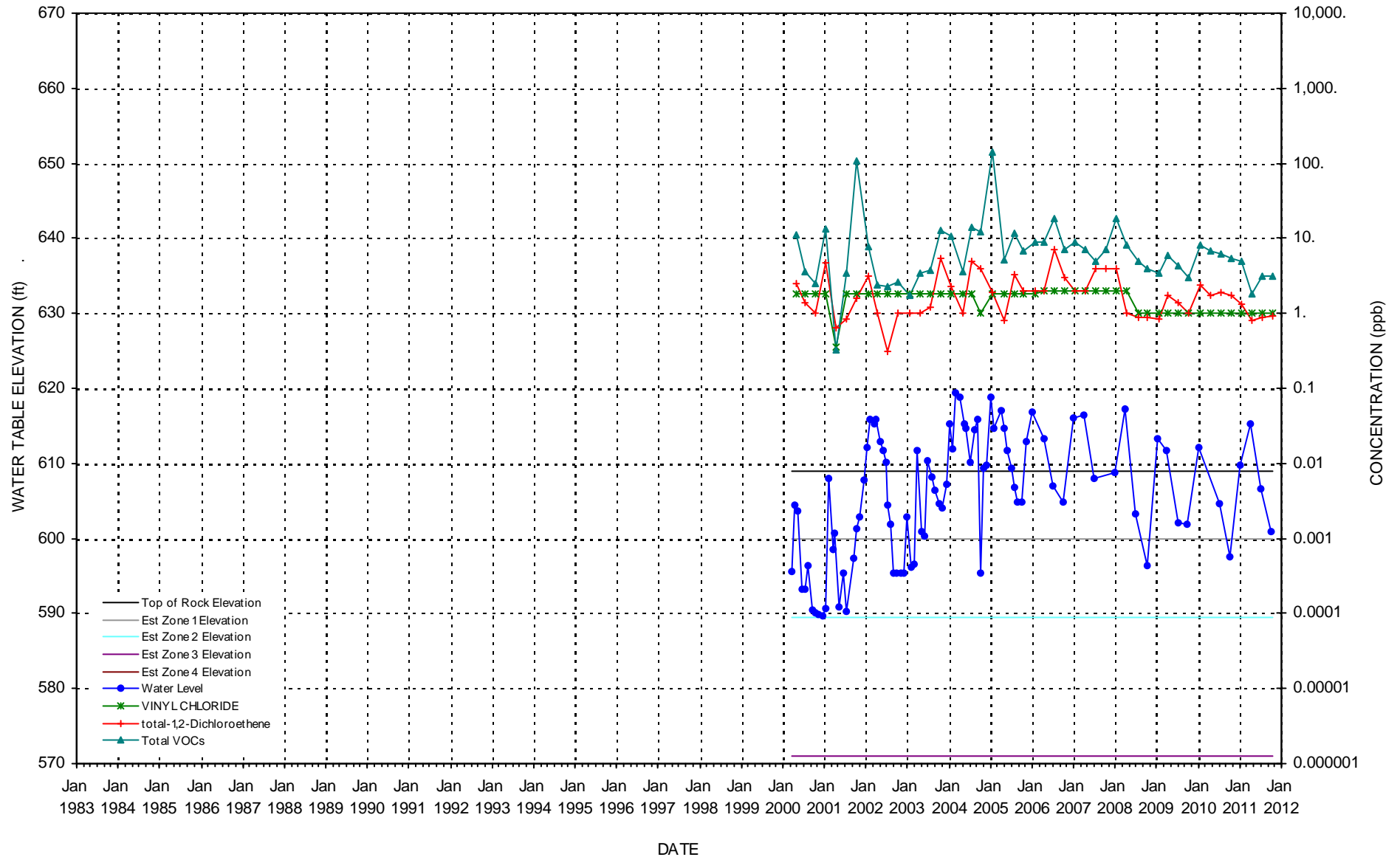
WATER LEVELS & CHLORINATED SOLVENT CONCENTRATIONS

WELL B-38M



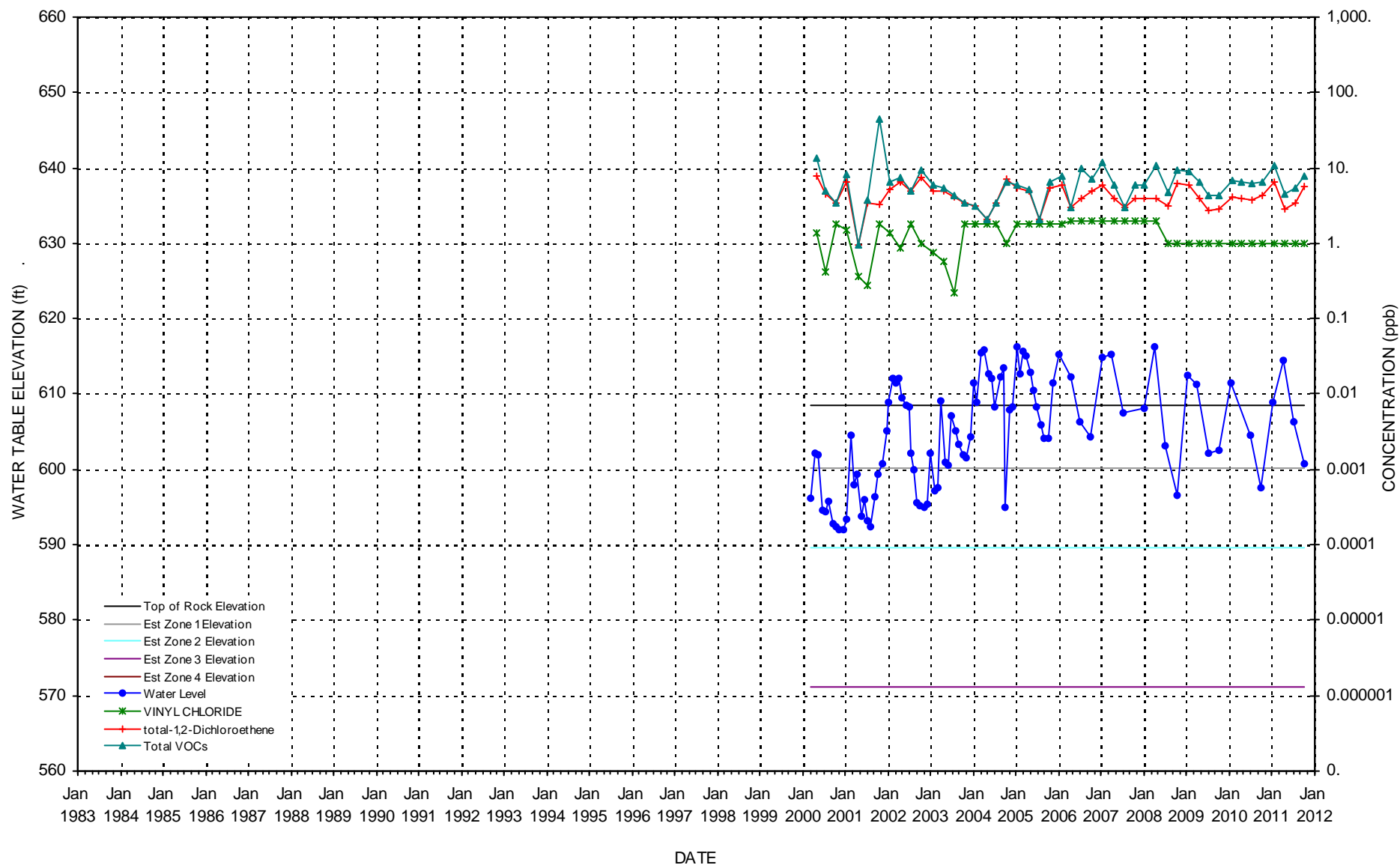
WATER LEVELS & CHLORINATED SOLVENT CONCENTRATIONS

WELL B-39M



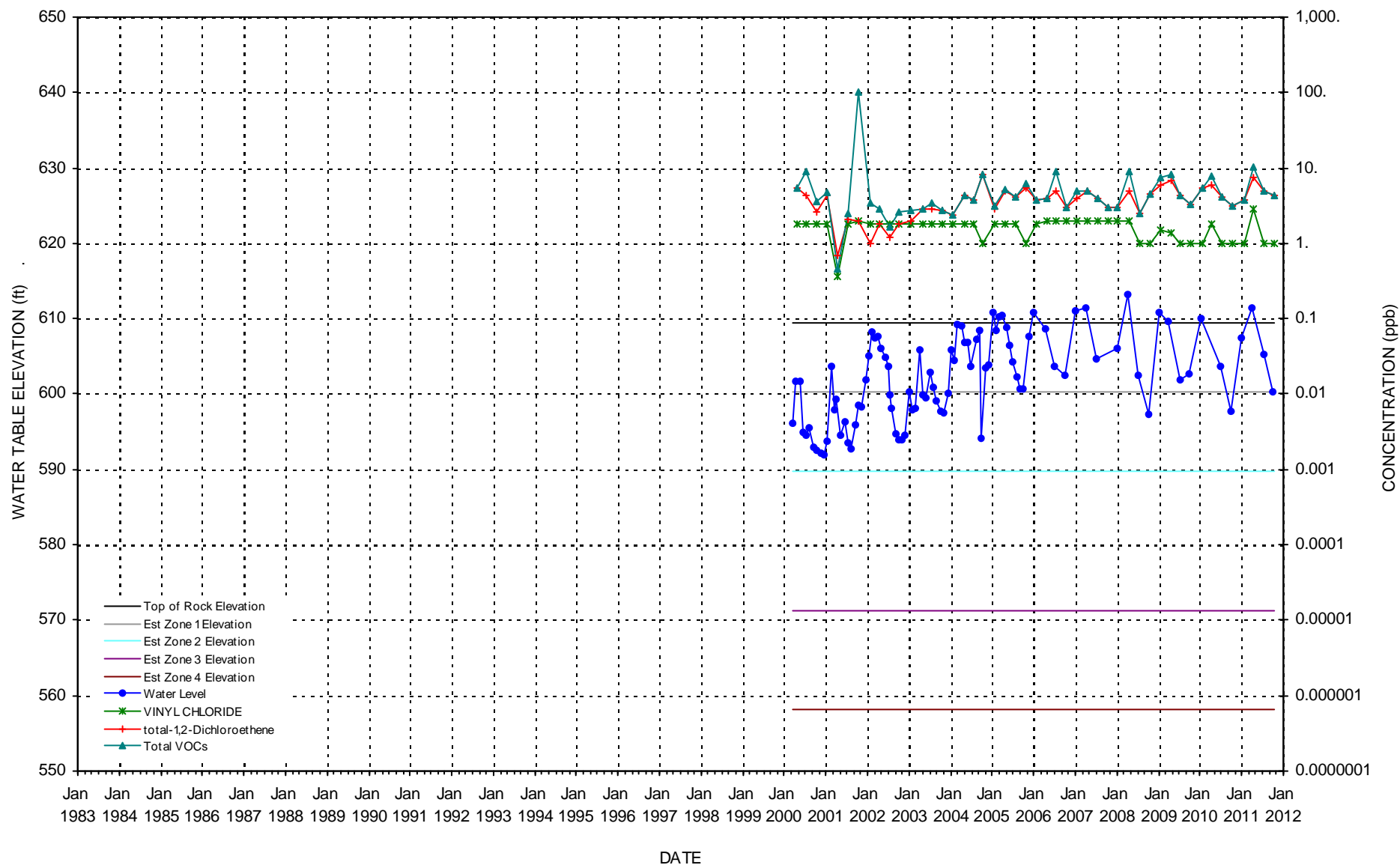
WATER LEVELS & CHLORINATED SOLVENT CONCENTRATIONS

WELL B-40M



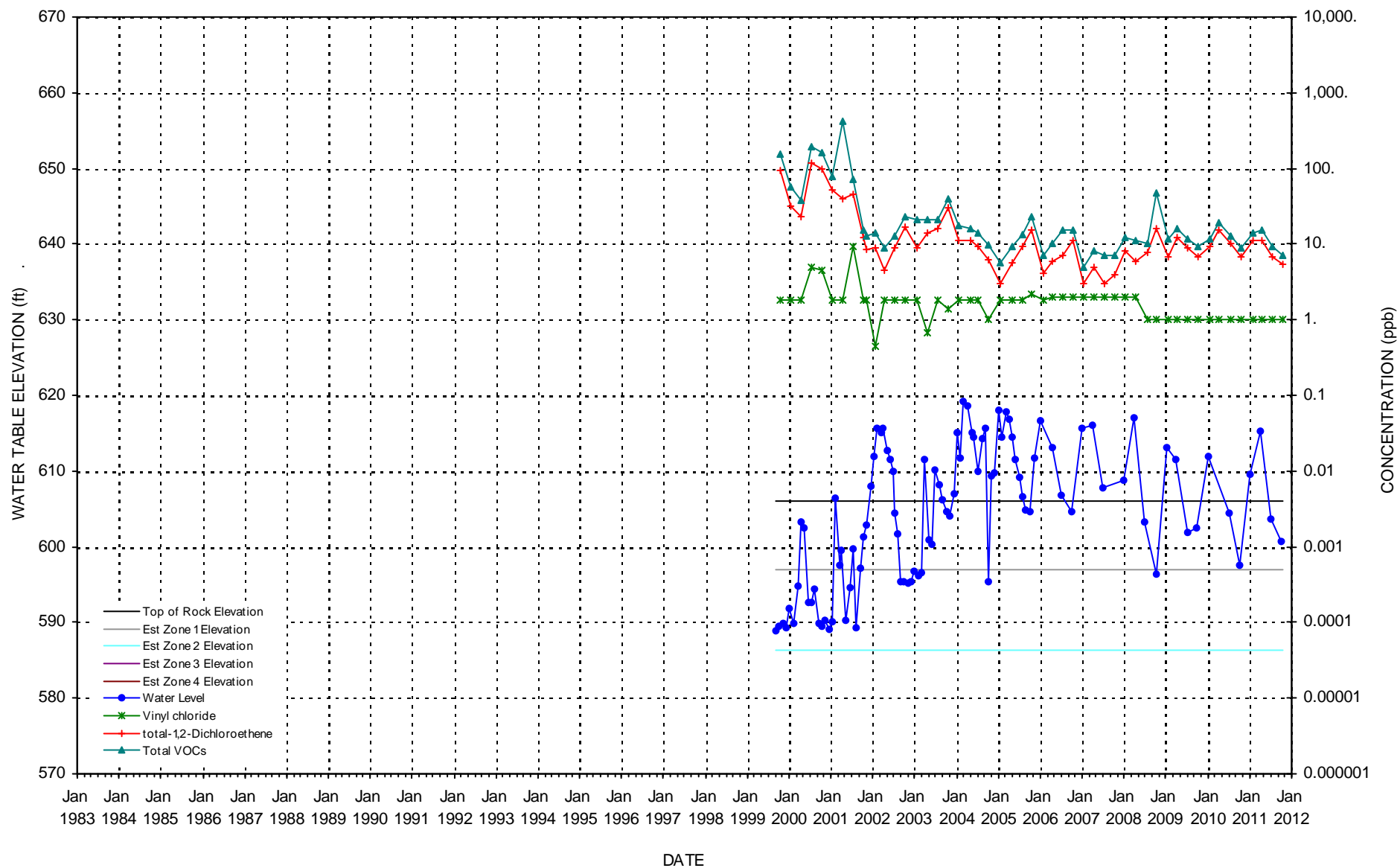
WATER LEVELS & CHLORINATED SOLVENT CONCENTRATIONS

WELL B-41M



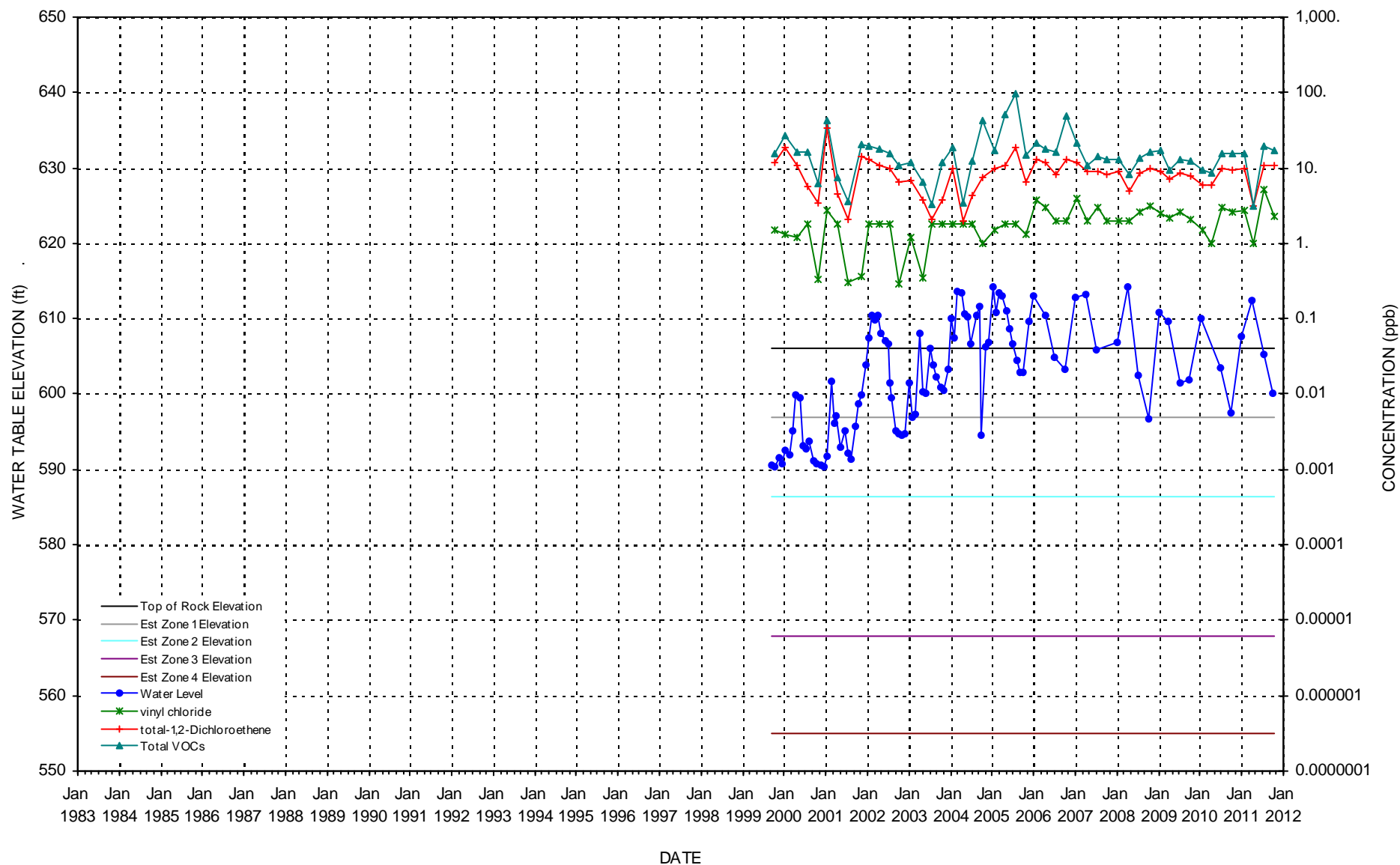
WATER LEVELS & CHLORINATED SOLVENT CONCENTRATIONS

WELL B-42M



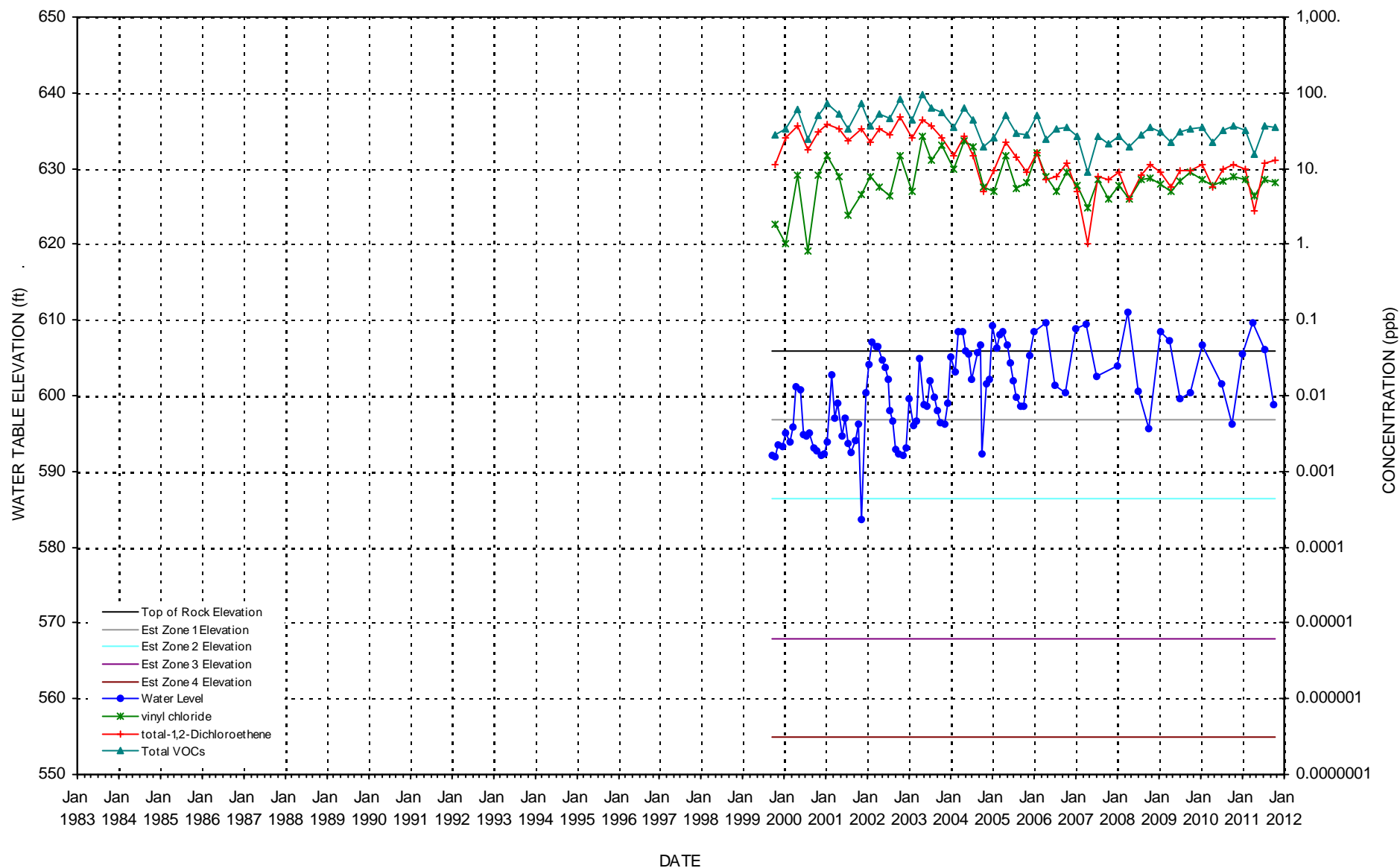
WATER LEVELS & CHLORINATED SOLVENT CONCENTRATIONS

WELL B-43M



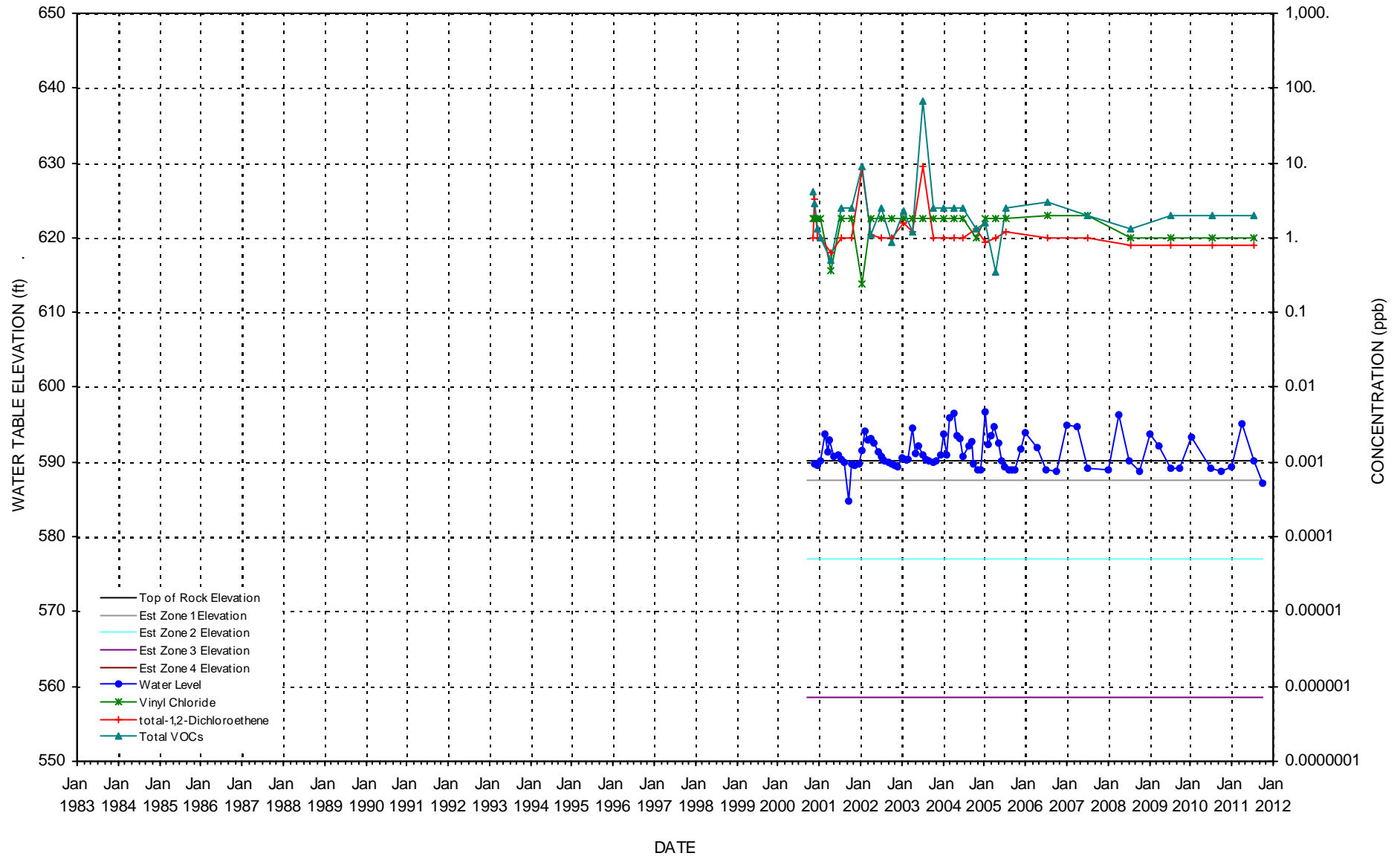
WATER LEVELS & CHLORINATED SOLVENT CONCENTRATIONS

WELL B-44M



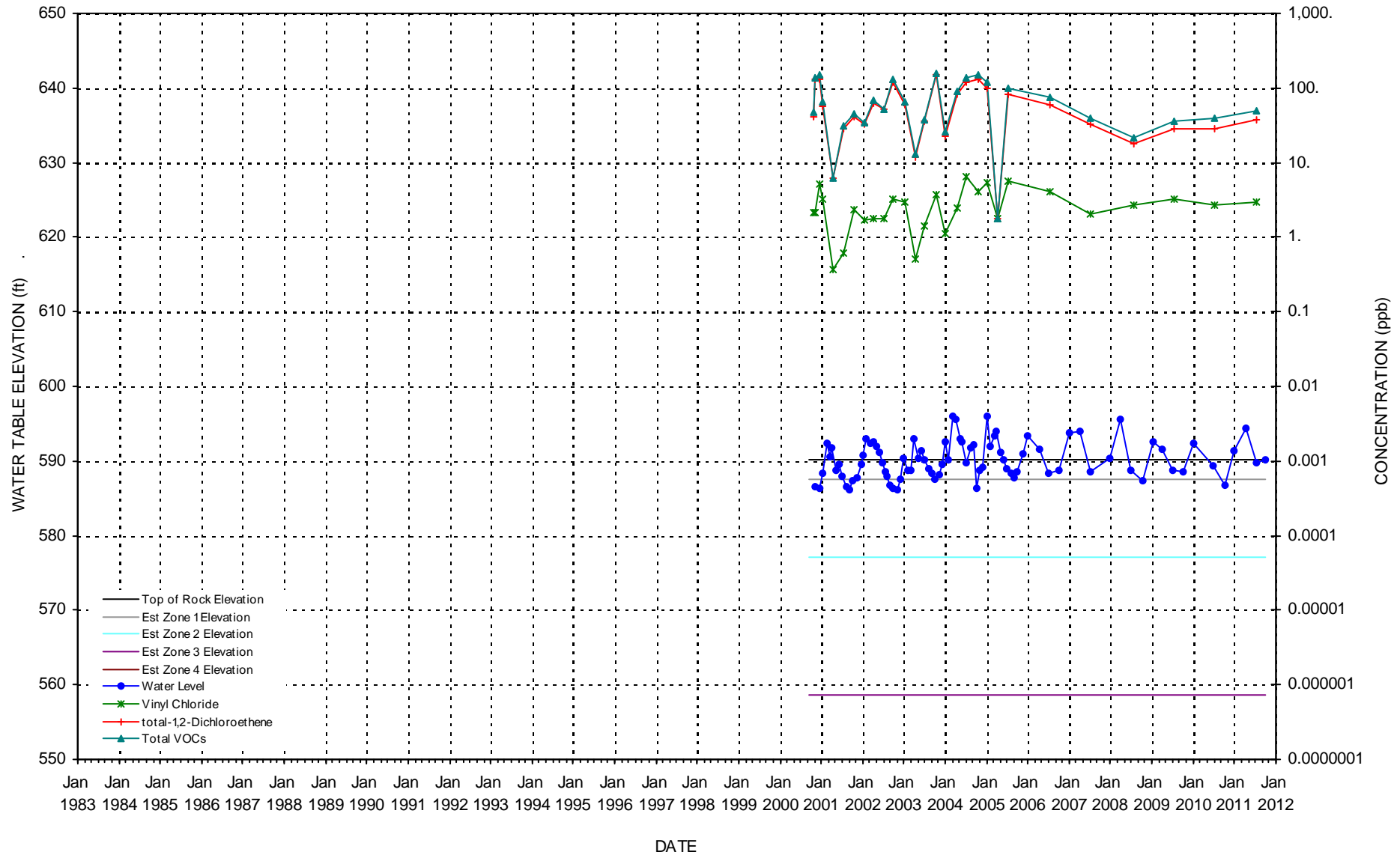
WATER LEVELS & CHLORINATED SOLVENT CONCENTRATIONS

WELL B-45M



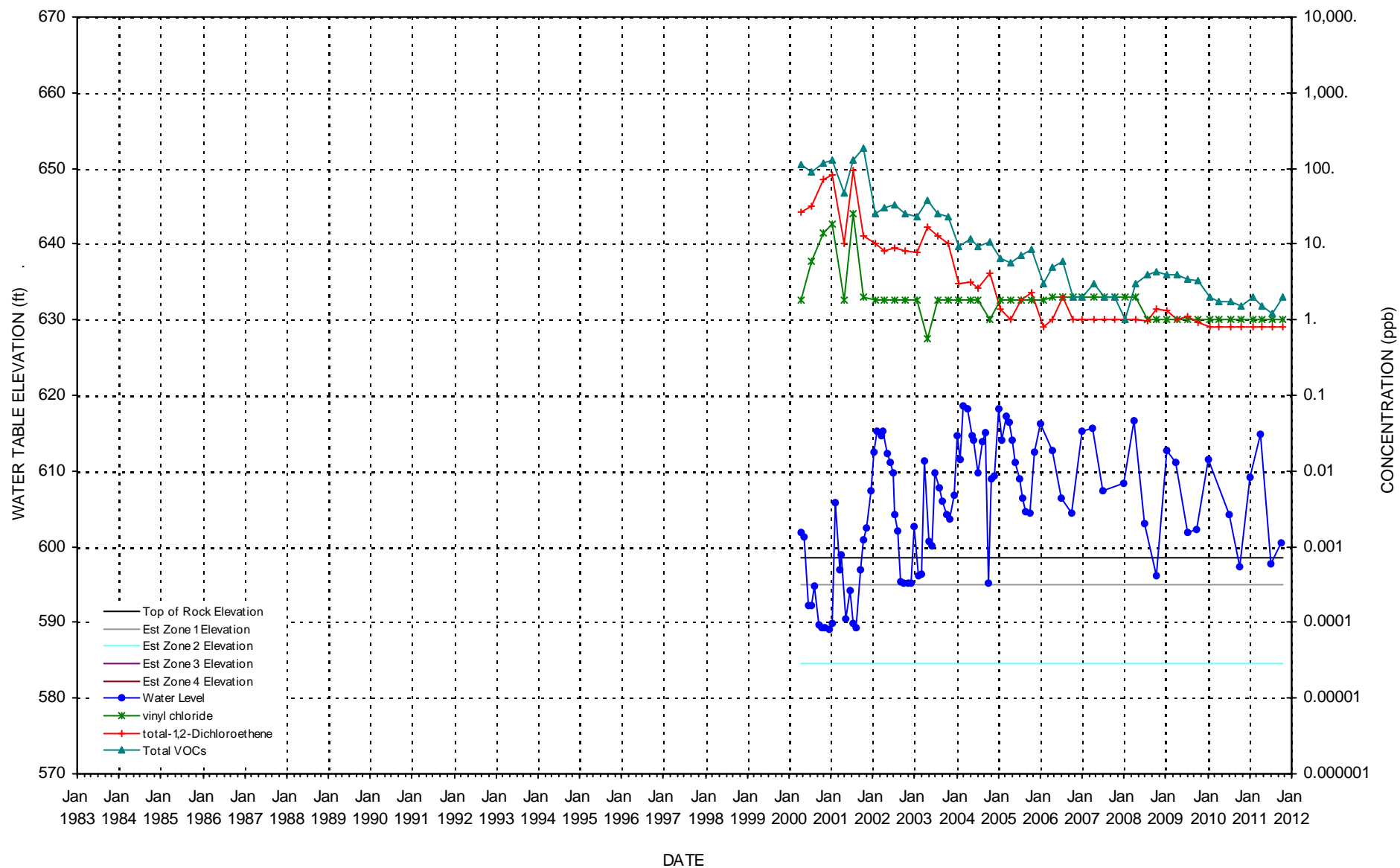
WATER LEVELS & CHLORINATED SOLVENT CONCENTRATIONS

WELL B-46M



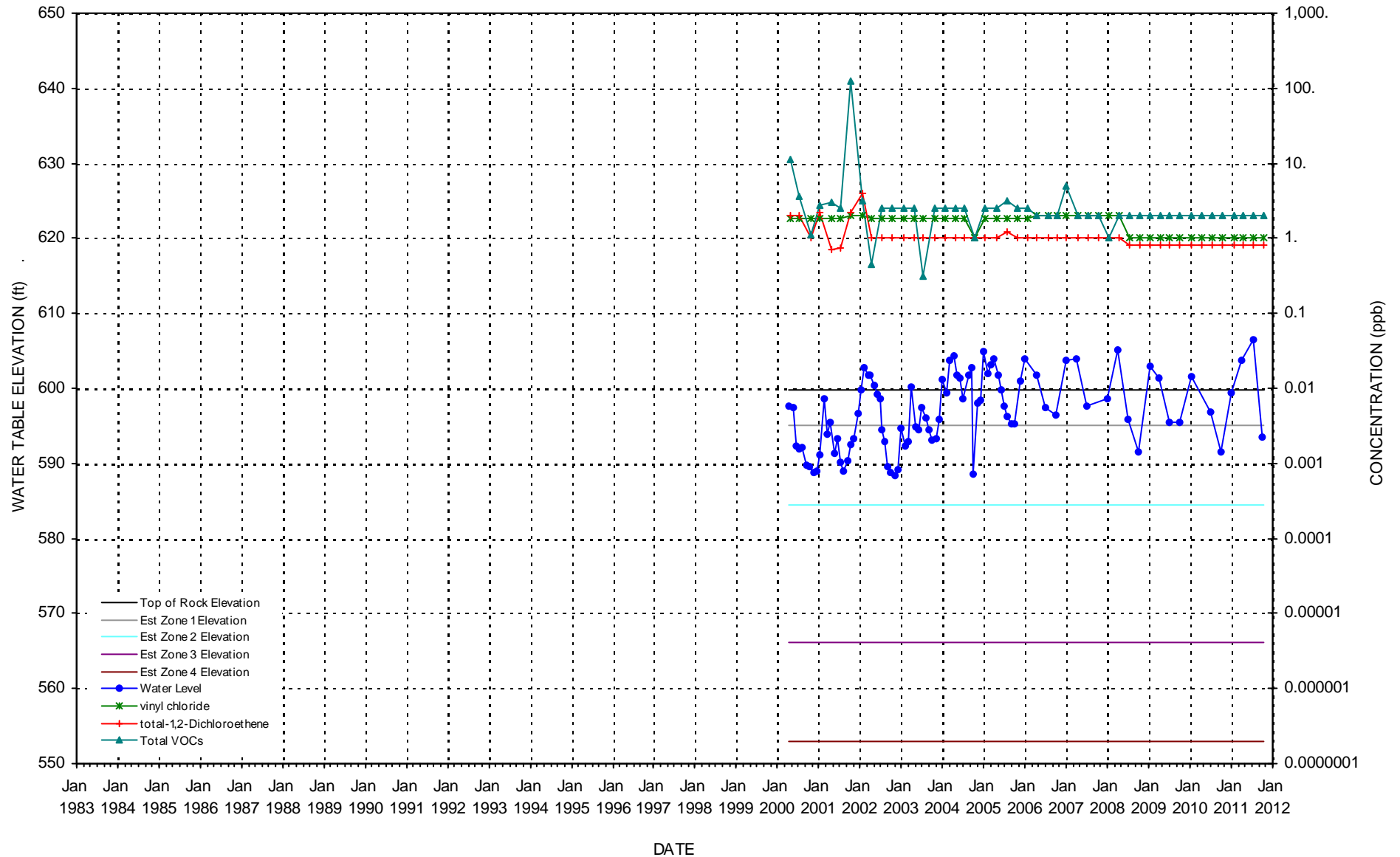
WATER LEVELS & CHLORINATED SOLVENT CONCENTRATIONS

WELL B-48M



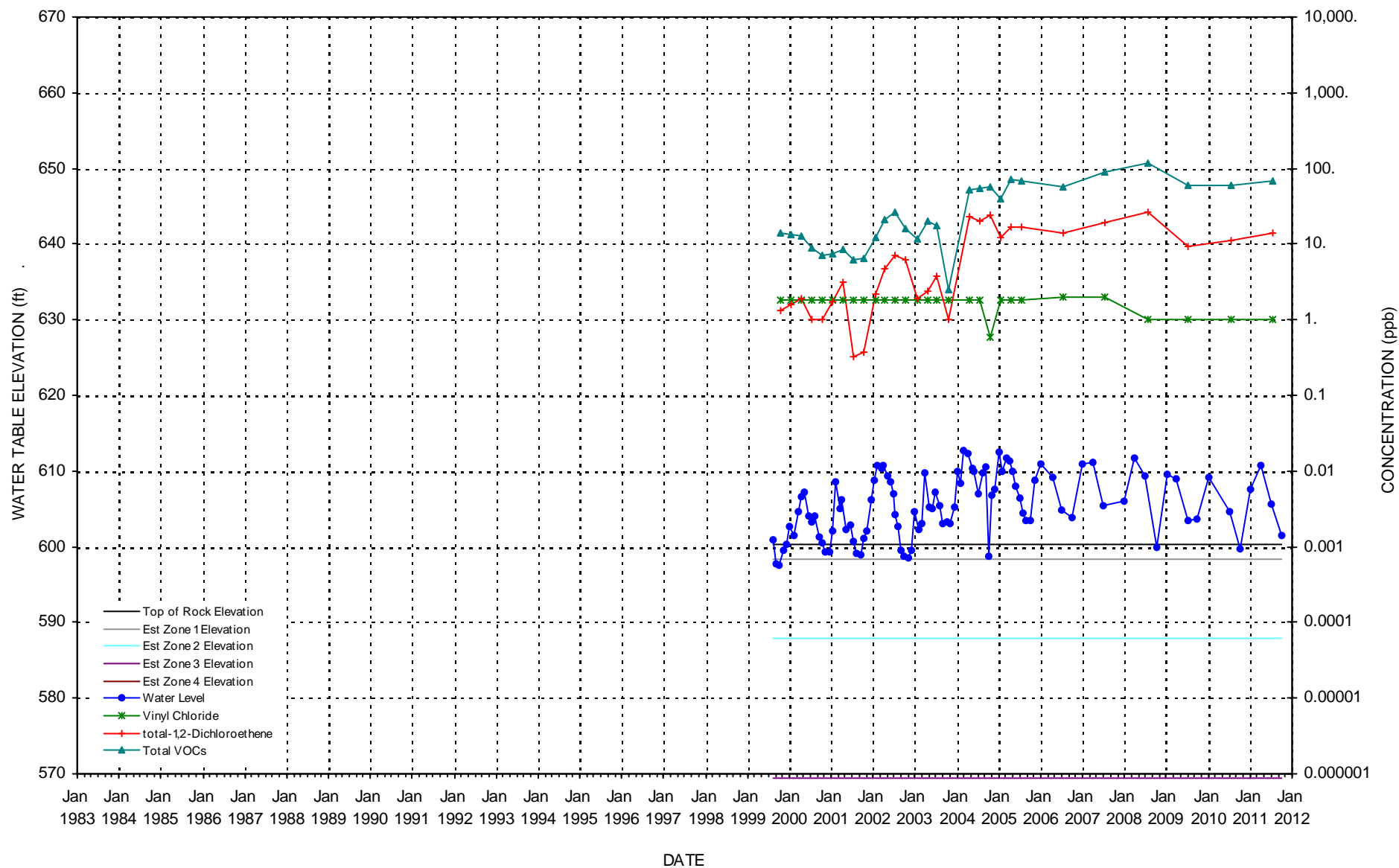
WATER LEVELS & CHLORINATED SOLVENT CONCENTRATIONS

WELL B-49M



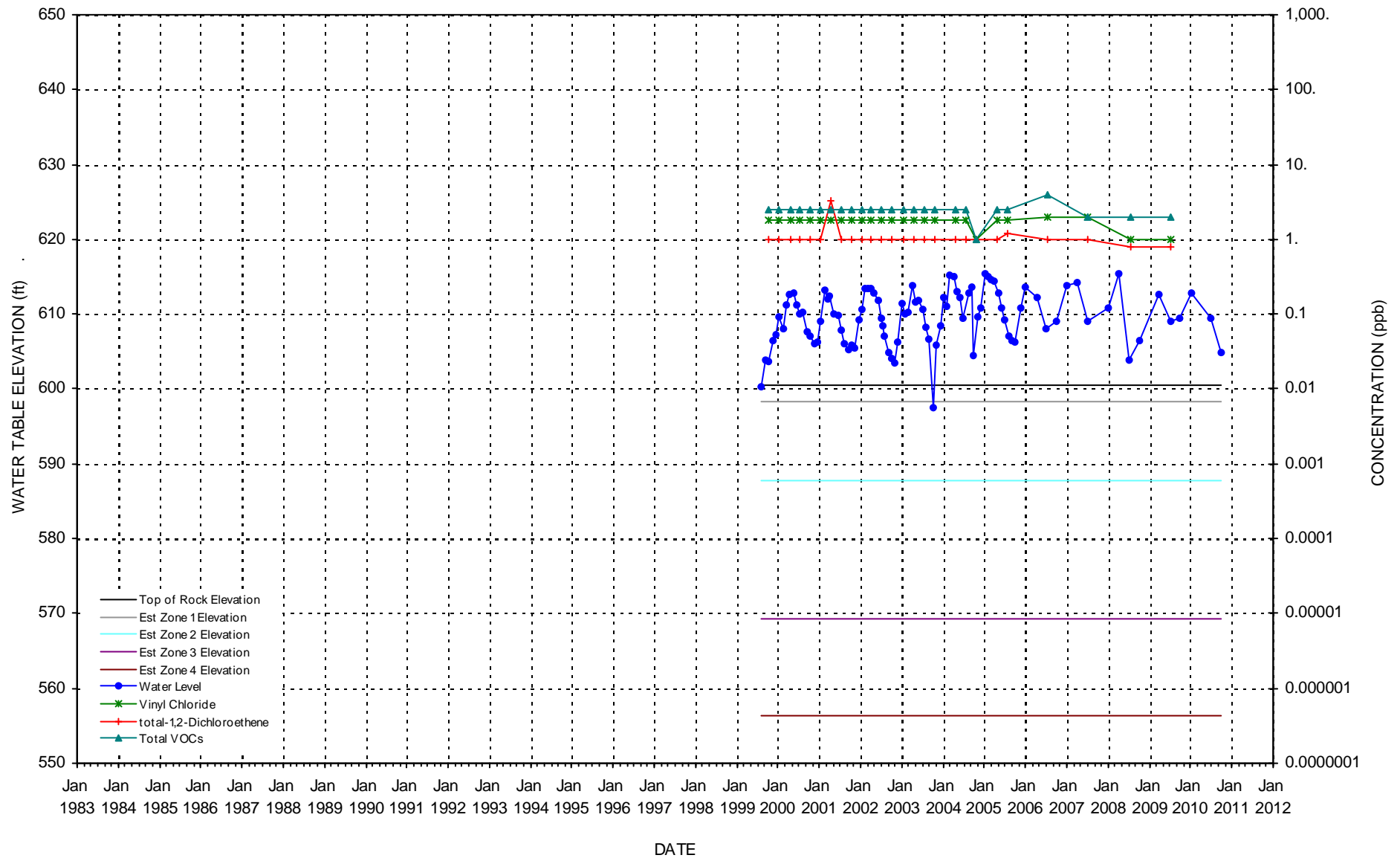
WATER LEVELS & CHLORINATED SOLVENT CONCENTRATIONS

WELL B-50M



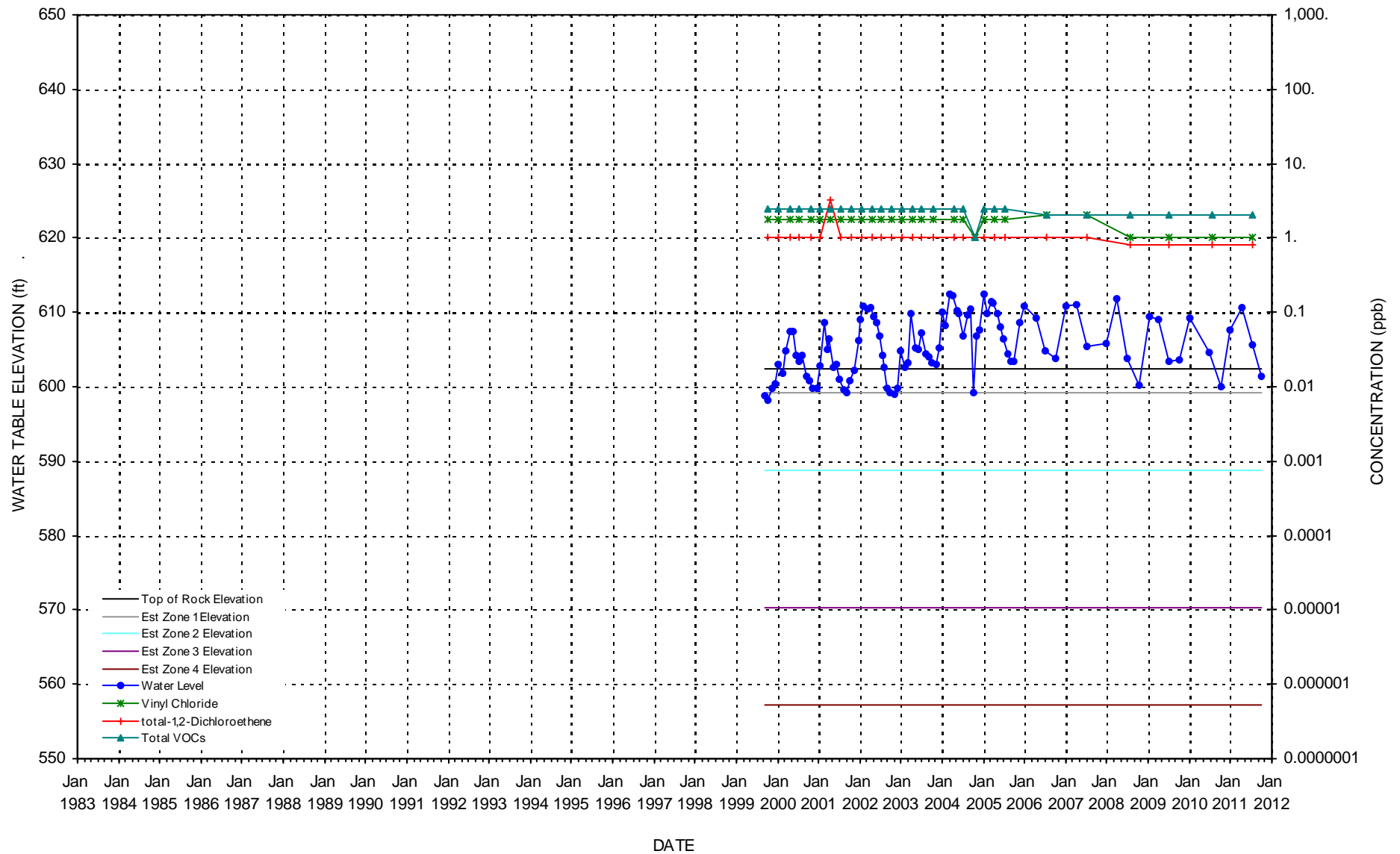
WATER LEVELS & CHLORINATED SOLVENT CONCENTRATIONS

WELL B-51M



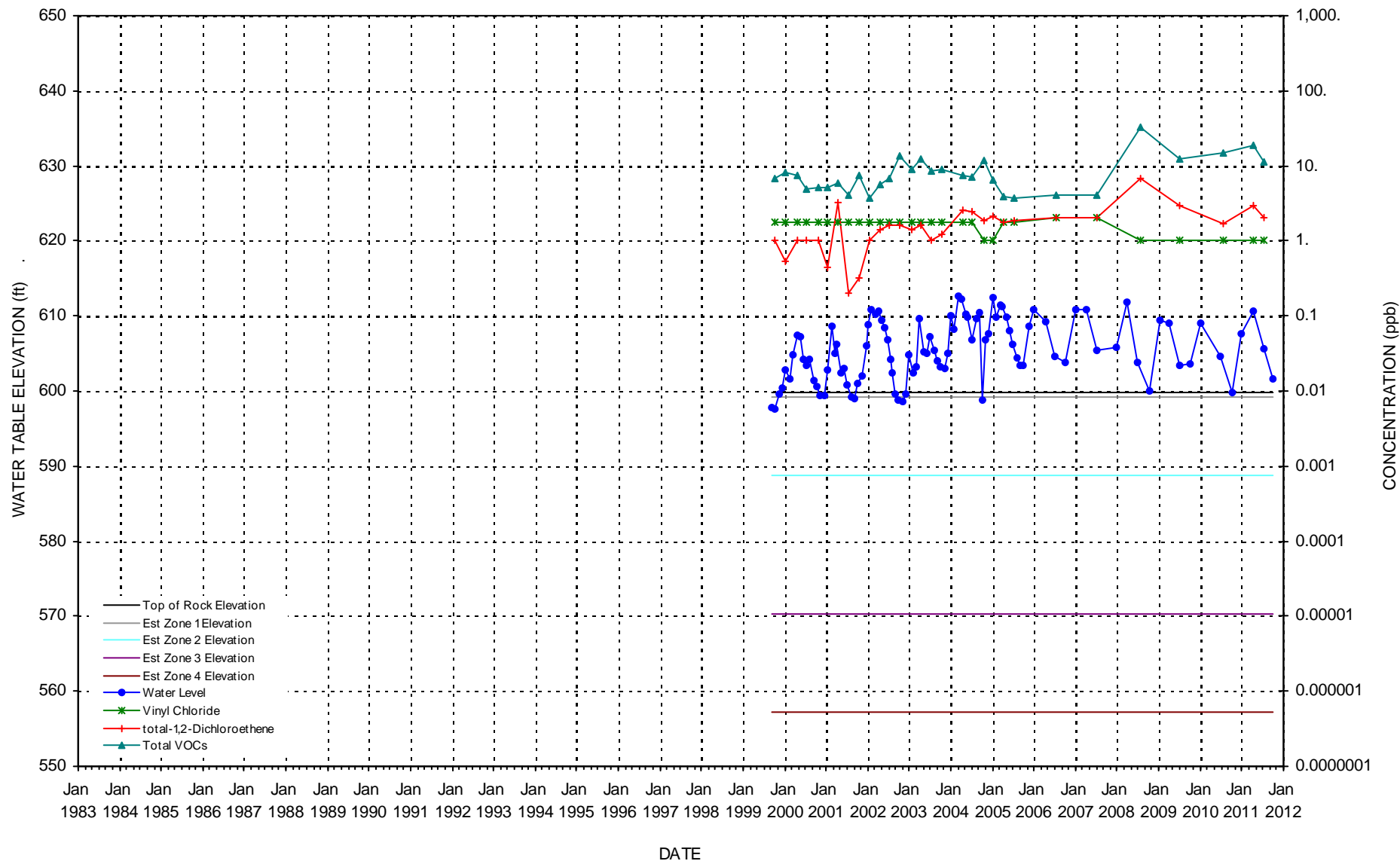
WATER LEVELS & CHLORINATED SOLVENT CONCENTRATIONS

WELL B-52M



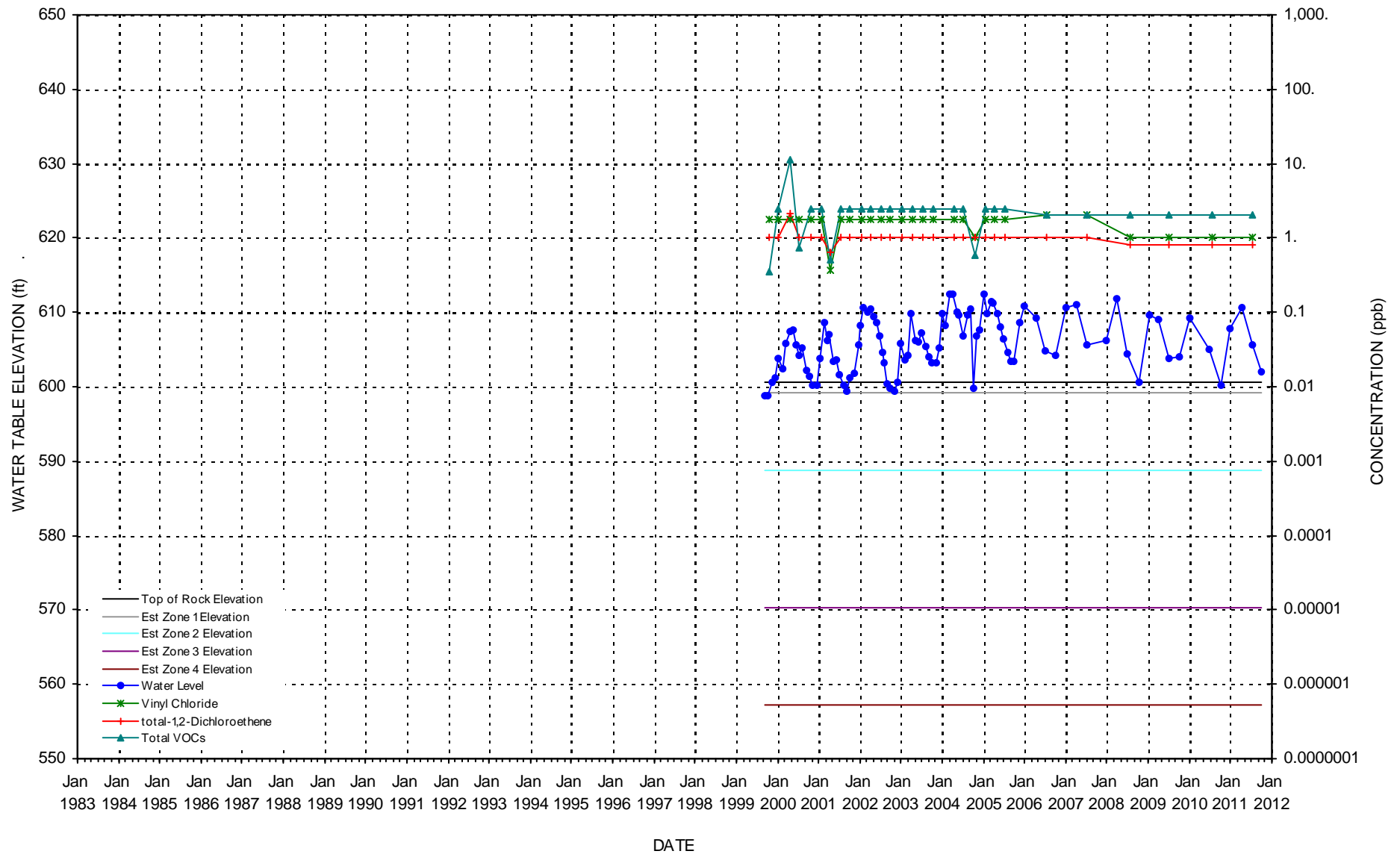
WATER LEVELS & CHLORINATED SOLVENT CONCENTRATIONS

WELL B-53M



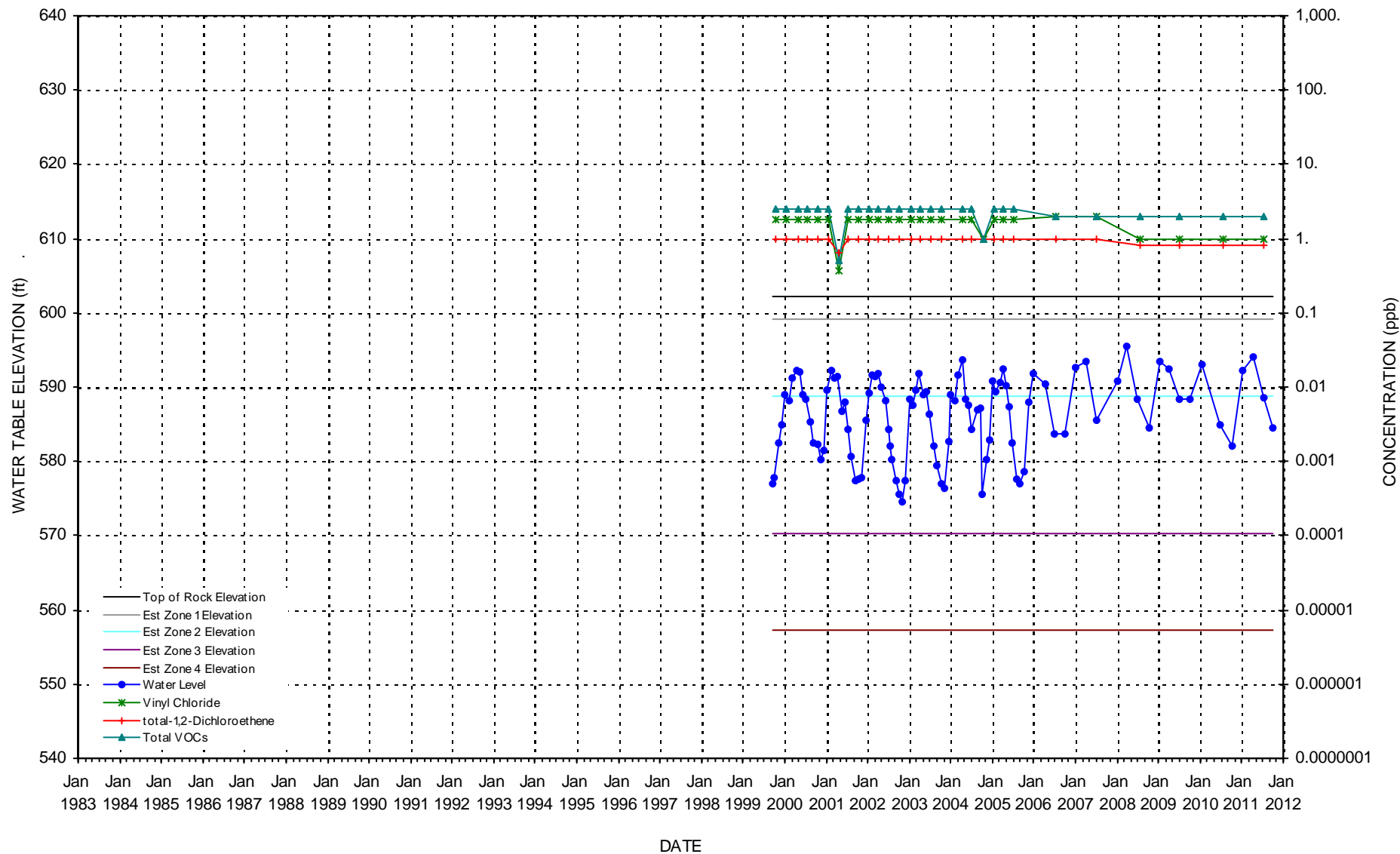
WATER LEVELS & CHLORINATED SOLVENT CONCENTRATIONS

WELL B-54M



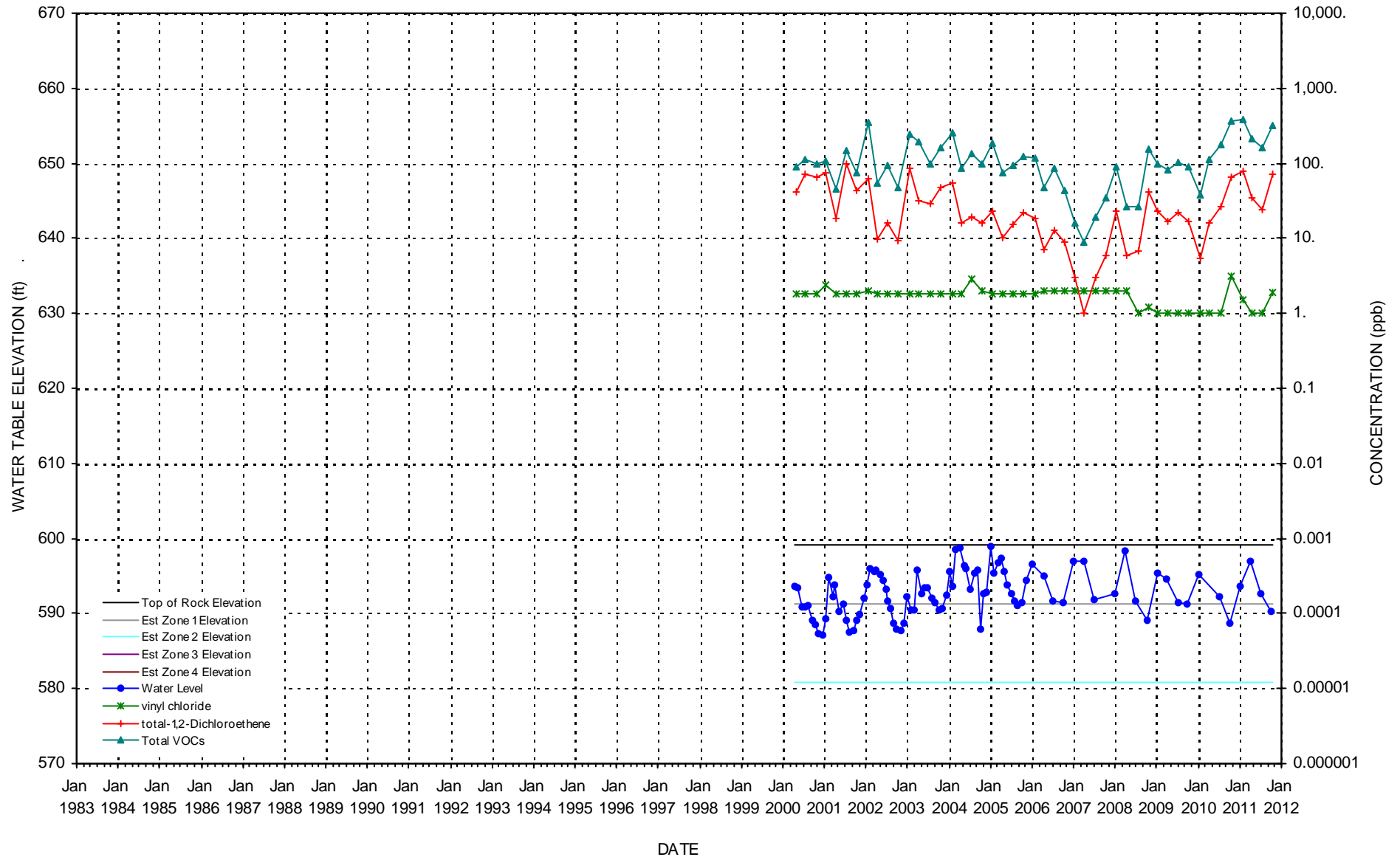
WATER LEVELS & CHLORINATED SOLVENT CONCENTRATIONS

WELL B-55M



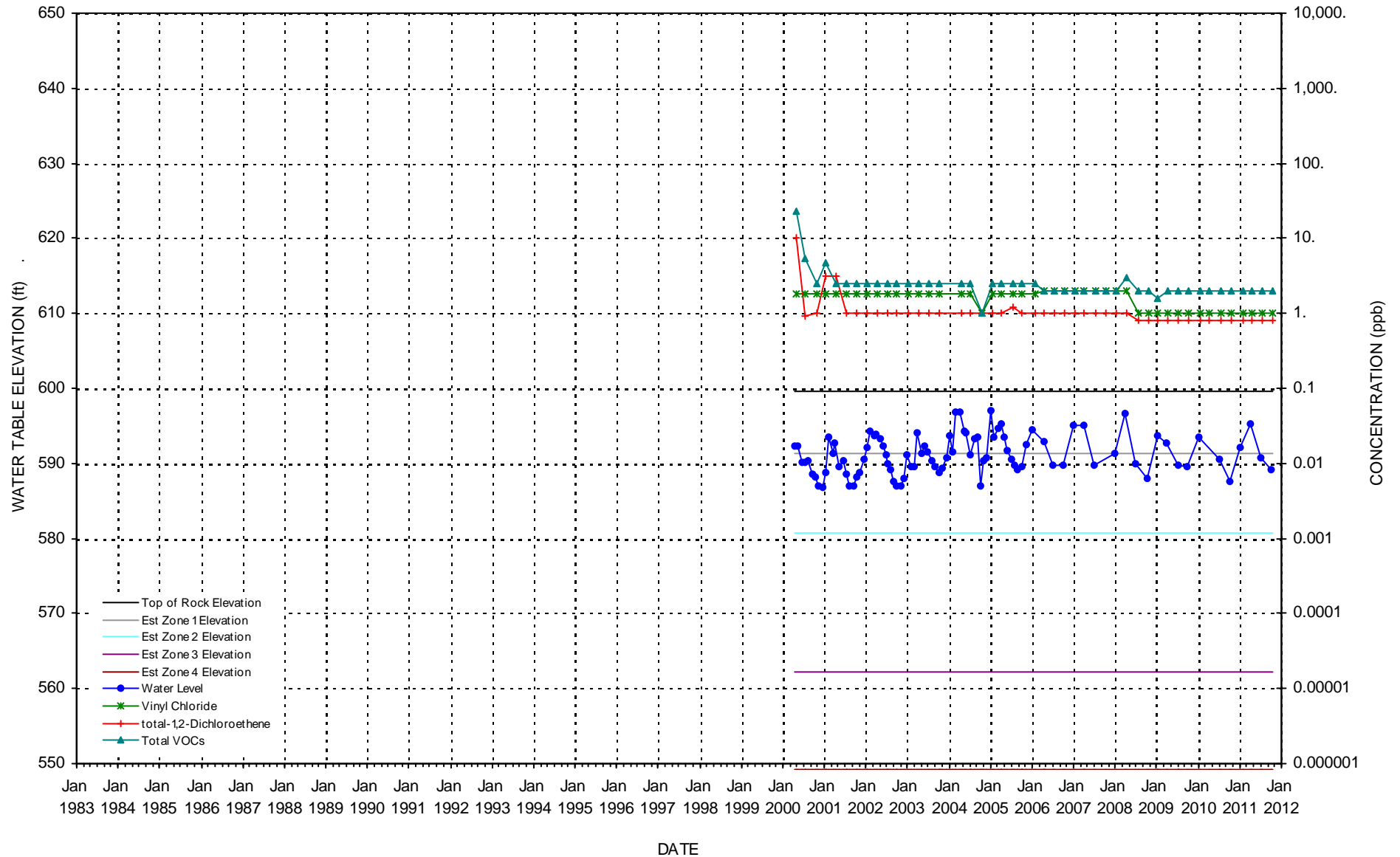
WATER LEVELS & CHLORINATED SOLVENT CONCENTRATIONS

WELL B-56M



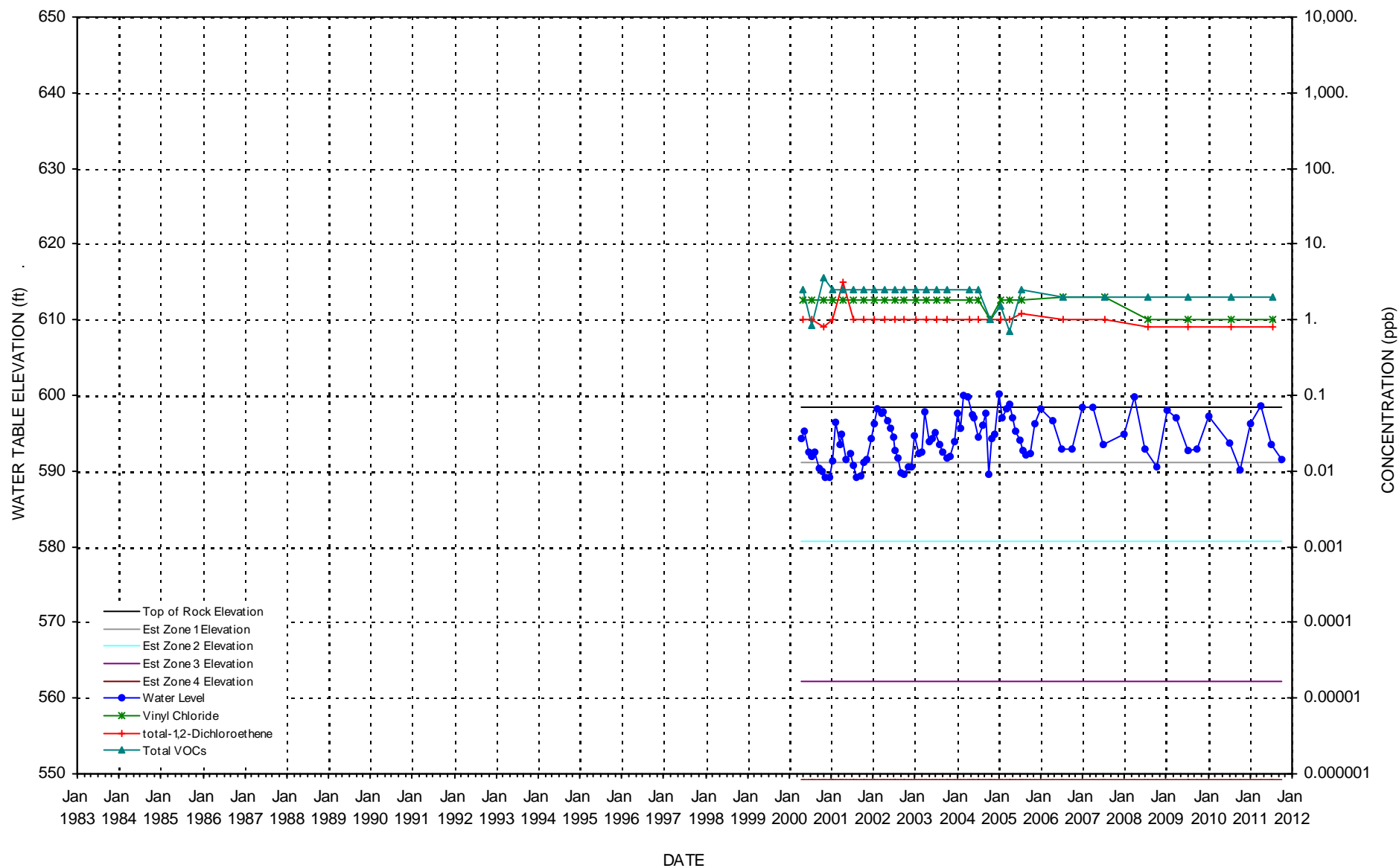
WATER LEVELS & CHLORINATED SOLVENT CONCENTRATIONS

WELL B-57M



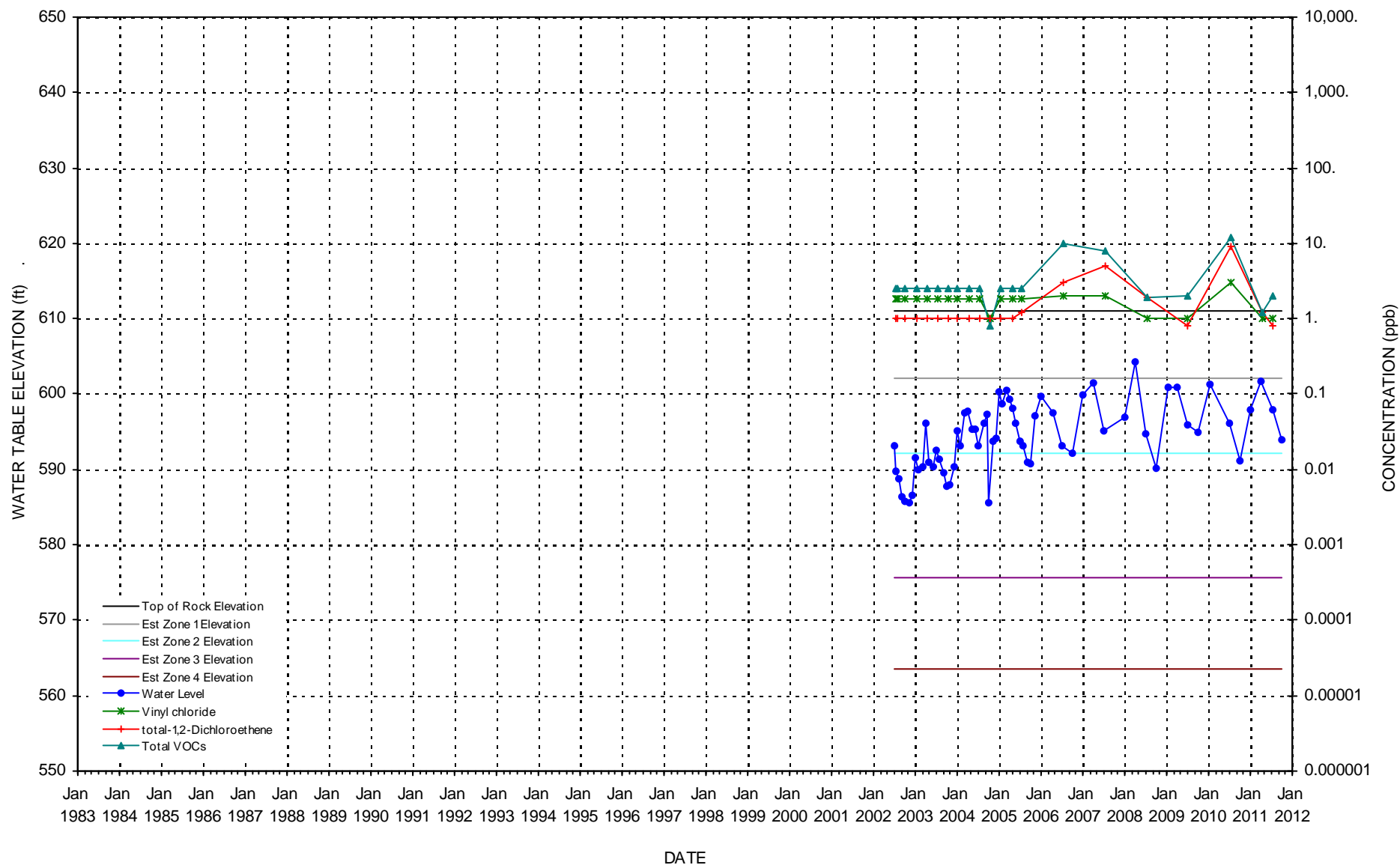
WATER LEVELS & CHLORINATED SOLVENT CONCENTRATIONS

WELL B-58M



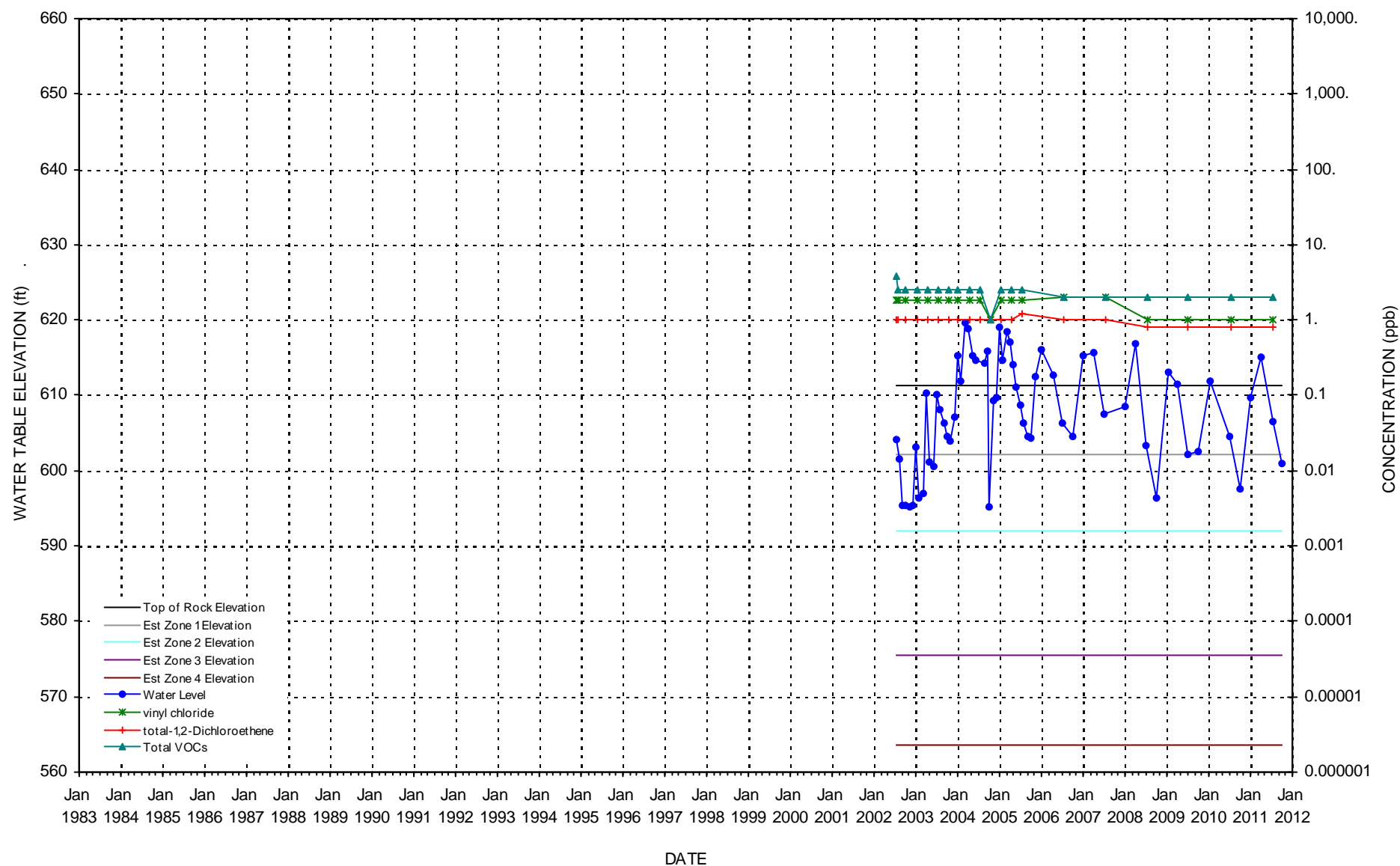
WATER LEVELS & CHLORINATED SOLVENT CONCENTRATIONS

WELL B-59M



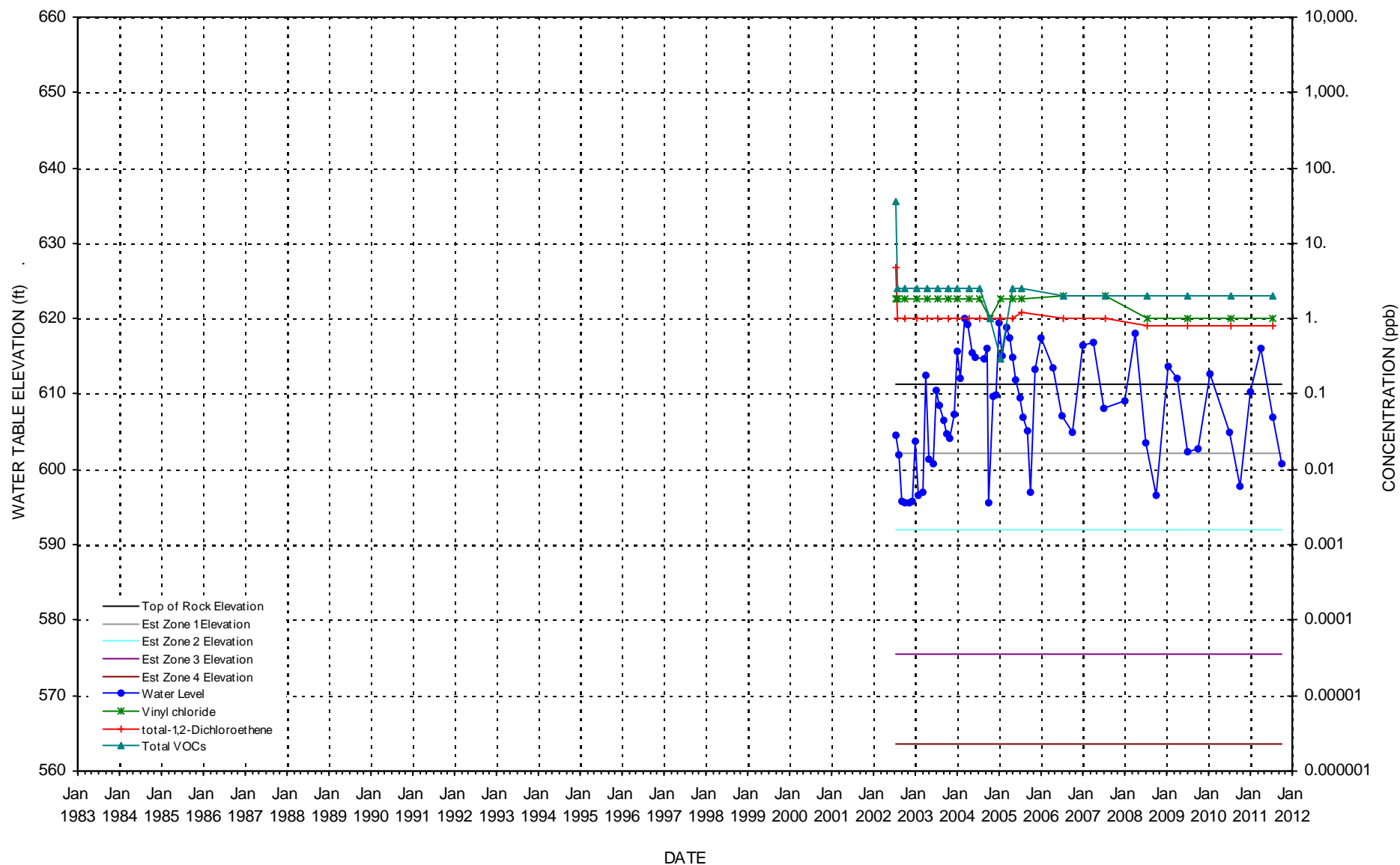
WATER LEVELS & CHLORINATED SOLVENT CONCENTRATIONS

WELL B-60M



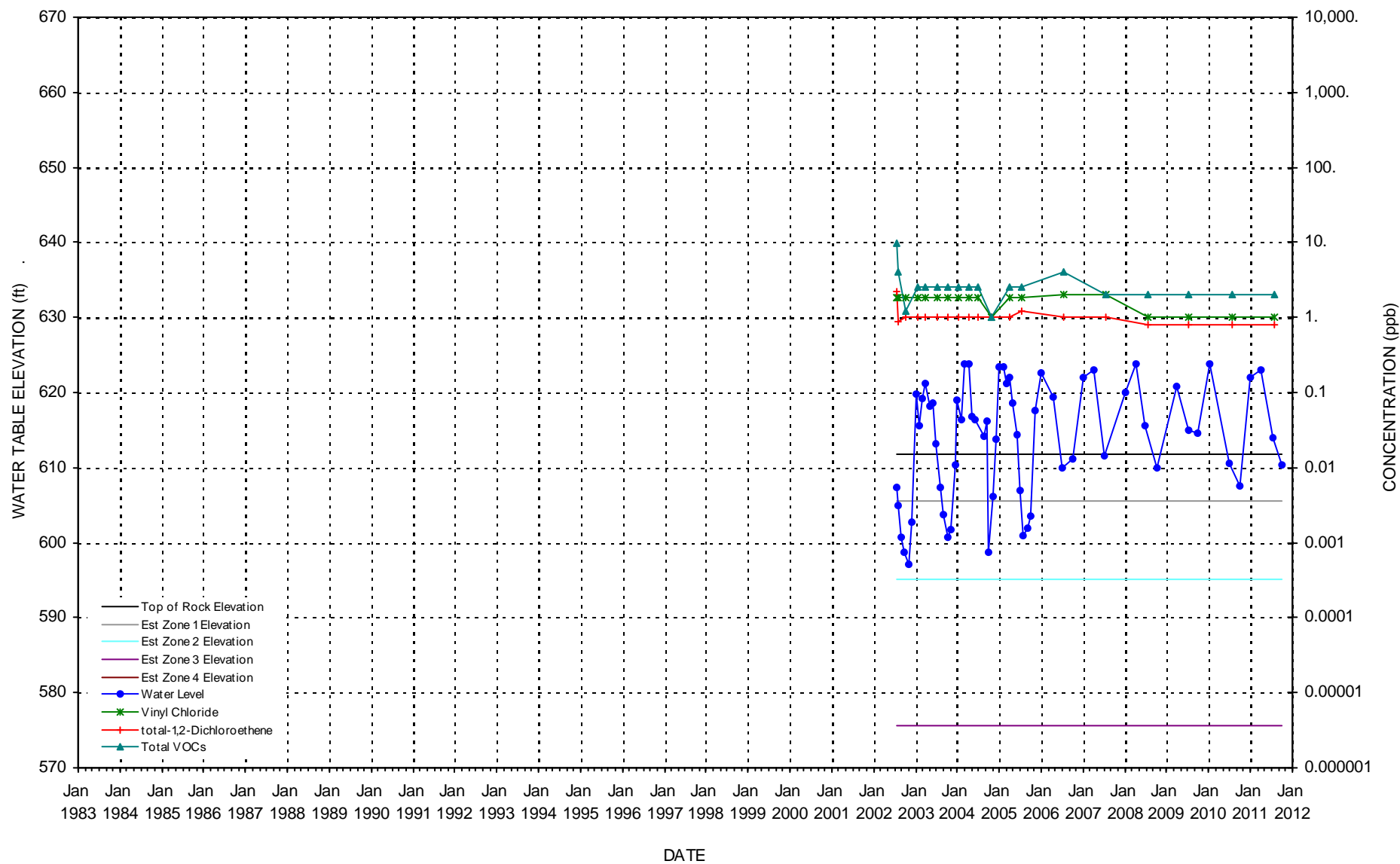
WATER LEVELS & CHLORINATED SOLVENT CONCENTRATIONS

WELL B-61M



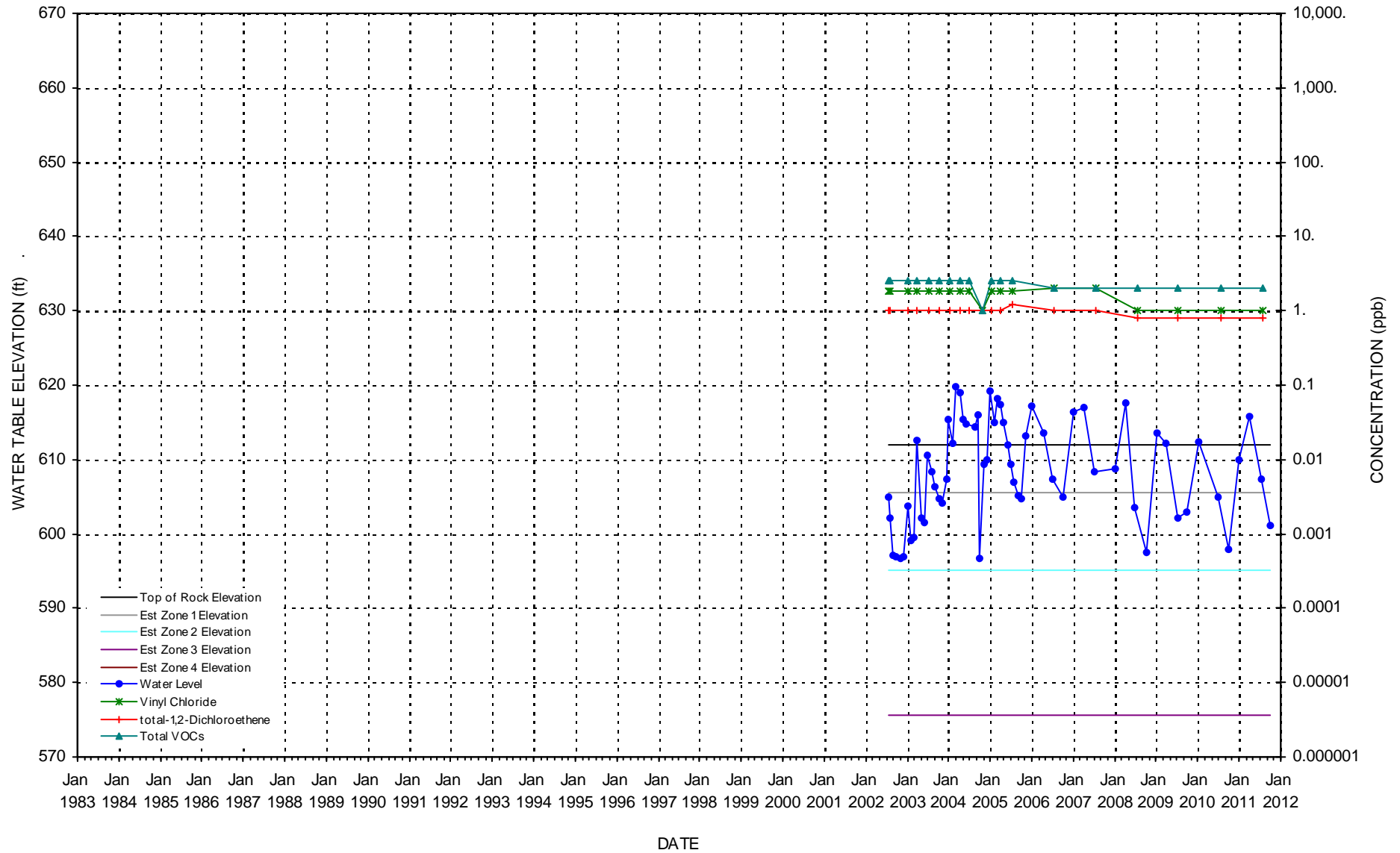
WATER LEVELS & CHLORINATED SOLVENT CONCENTRATIONS

WELL B-62M



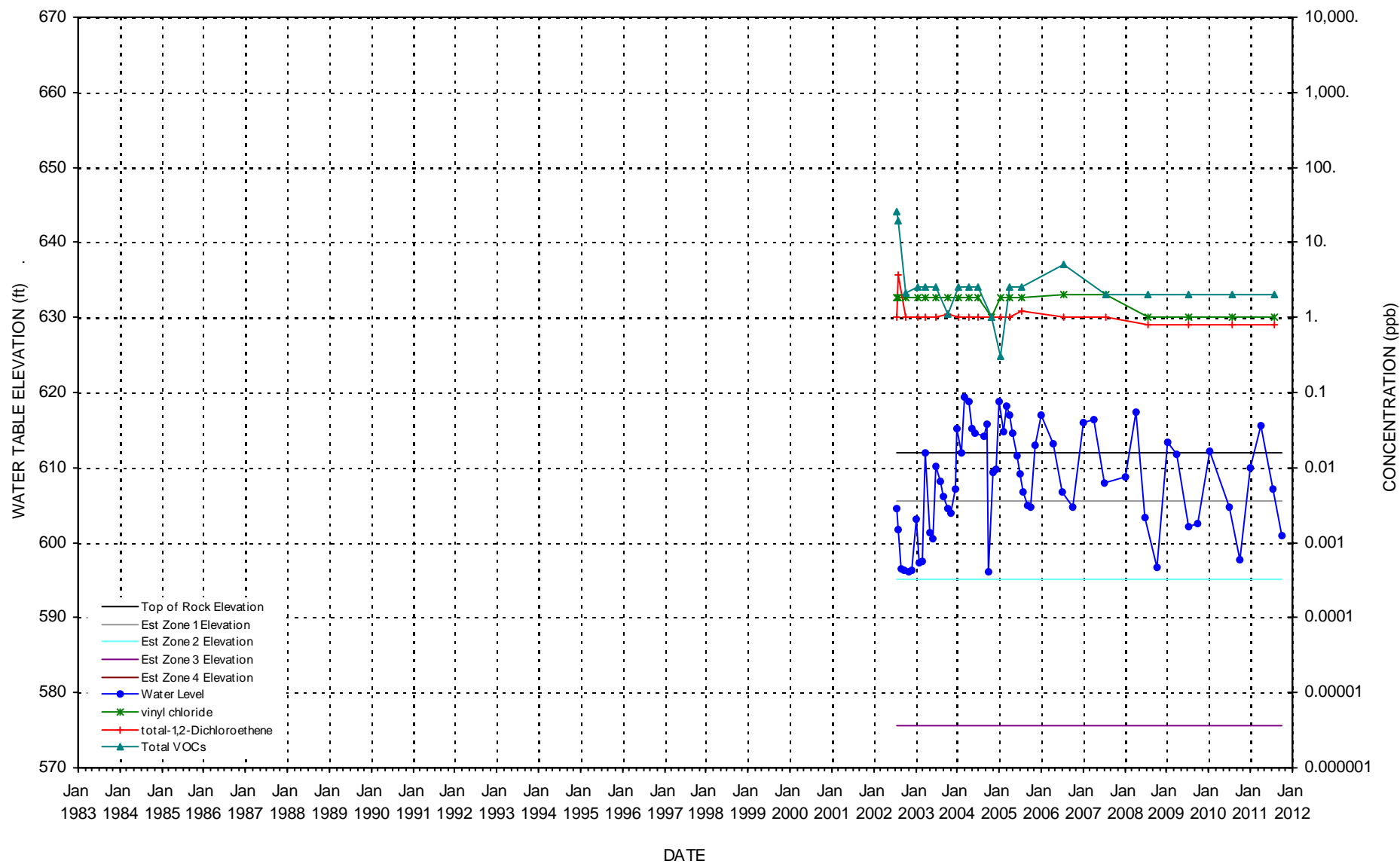
WATER LEVELS & CHLORINATED SOLVENT CONCENTRATIONS

WELL B-63M



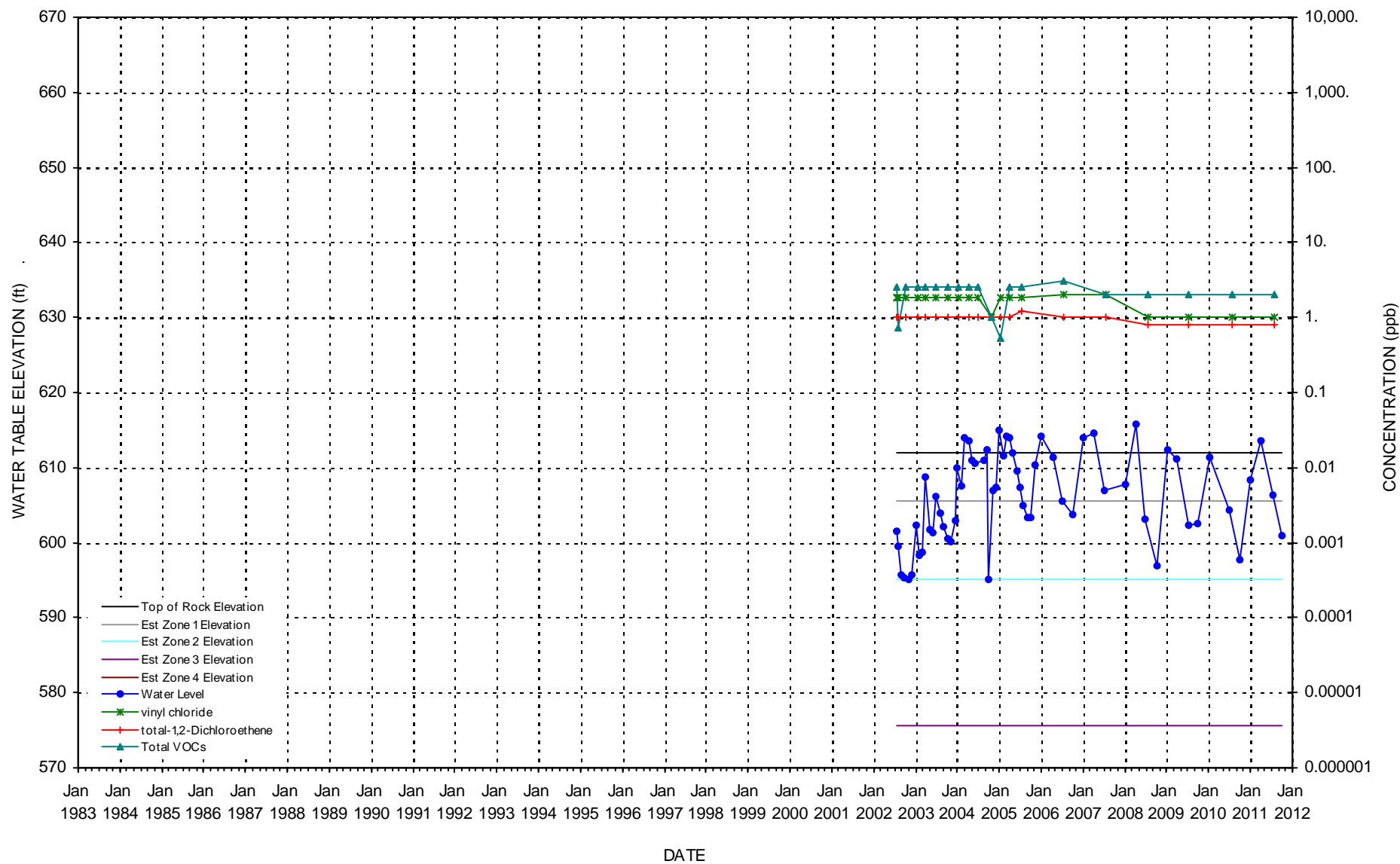
WATER LEVELS & CHLORINATED SOLVENT CONCENTRATIONS

WELL B-64M



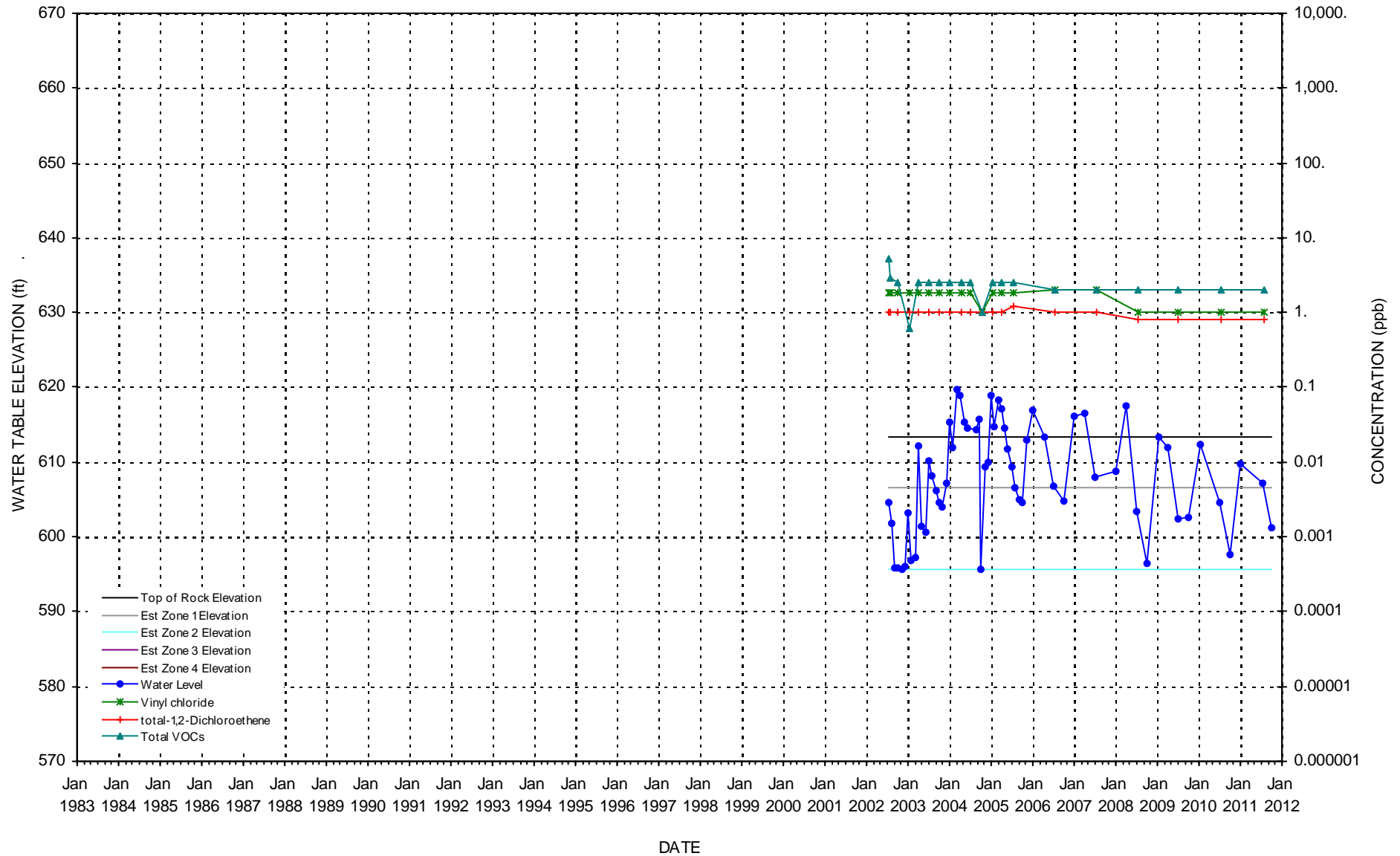
WATER LEVELS & CHLORINATED SOLVENT CONCENTRATIONS

WELL B-65M



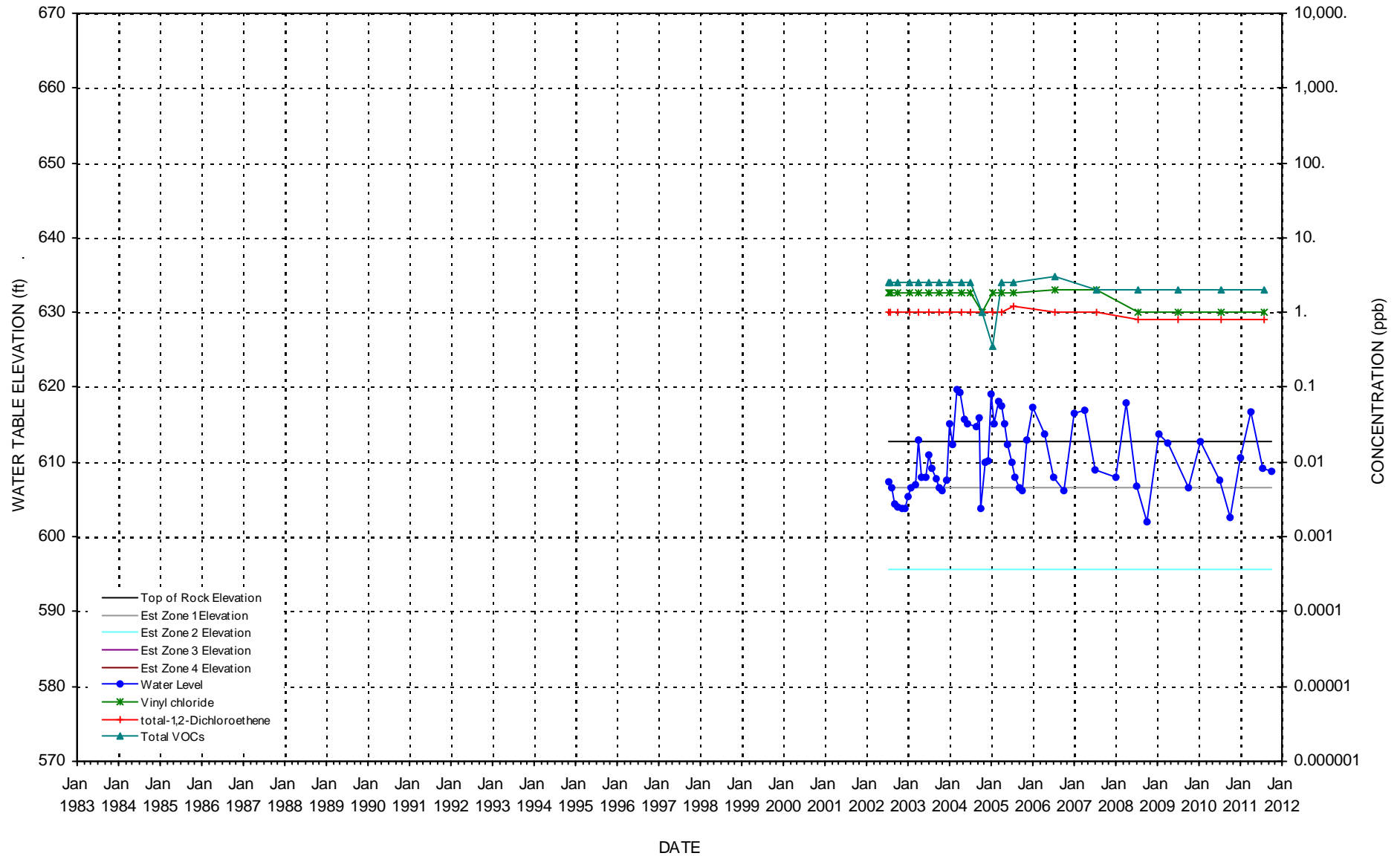
WATER LEVELS & CHLORINATED SOLVENT CONCENTRATIONS

WELL B-66M



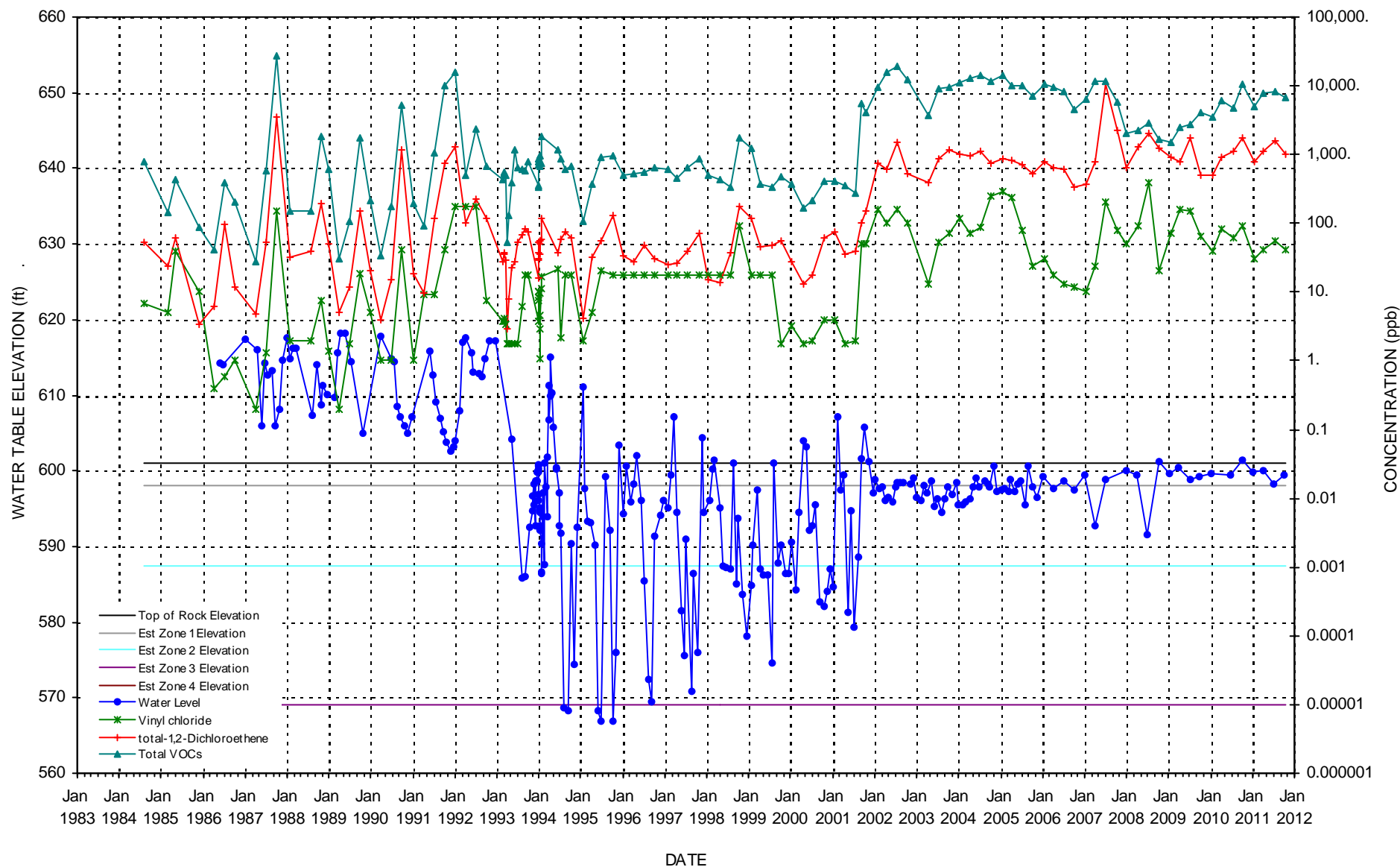
WATER LEVELS & CHLORINATED SOLVENT CONCENTRATIONS

WELL B-67M



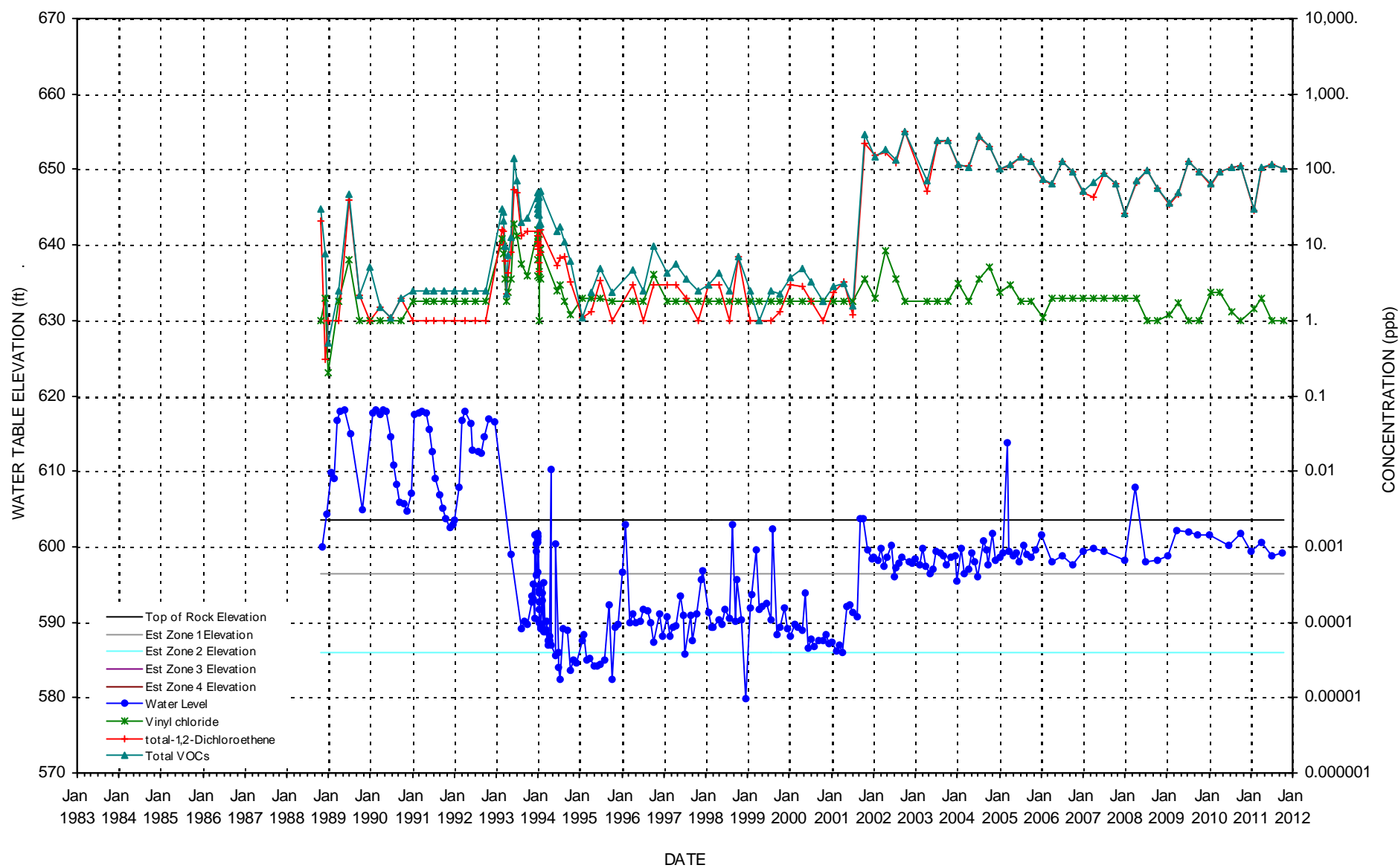
WATER LEVELS & CHLORINATED SOLVENT CONCENTRATIONS

WELL P-2



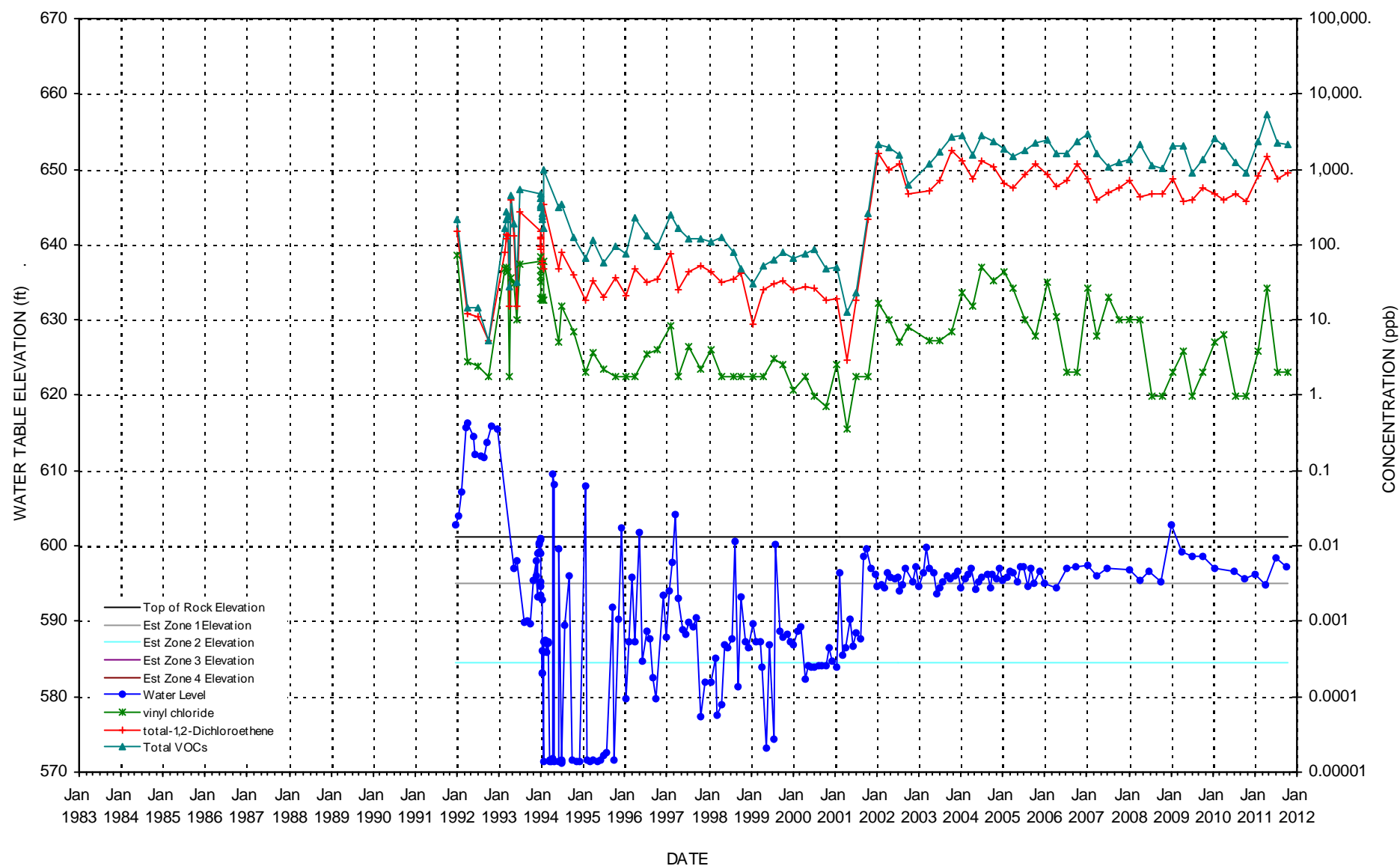
WATER LEVELS & CHLORINATED SOLVENT CONCENTRATIONS

WELL P-3



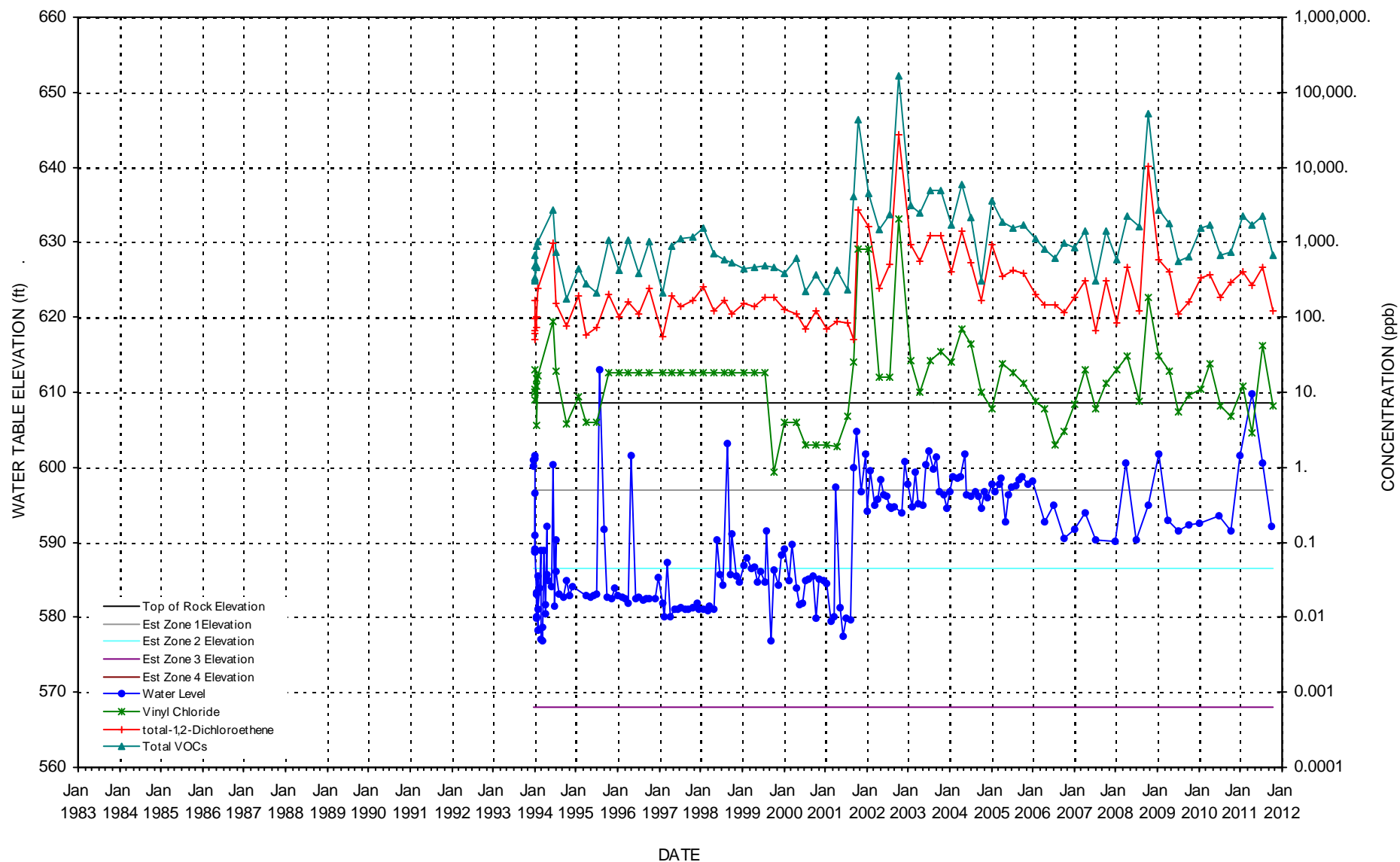
WATER LEVELS & CHLORINATED SOLVENT CONCENTRATIONS

WELL P-4



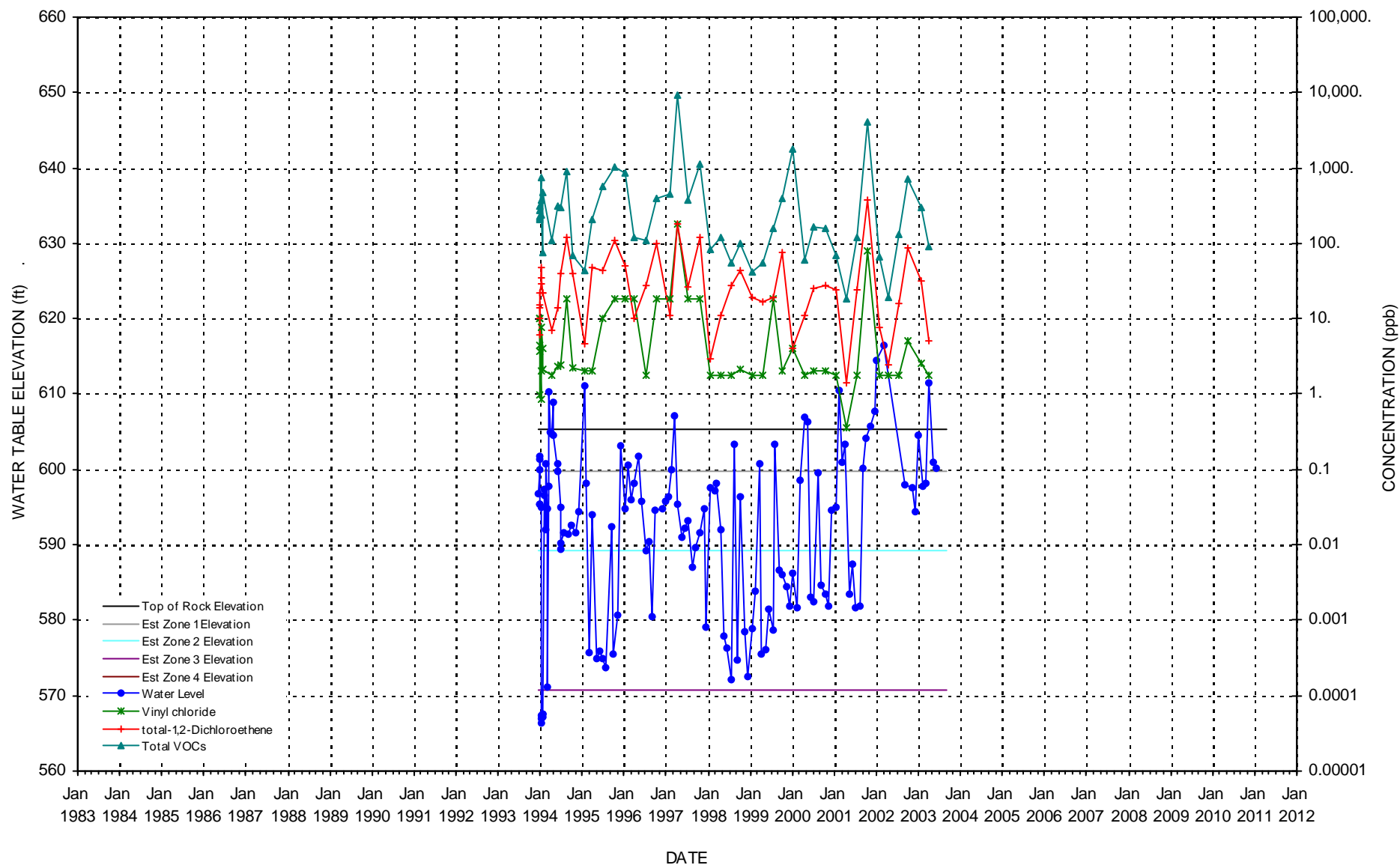
WATER LEVELS & CHLORINATED SOLVENT CONCENTRATIONS

WELL PW-1



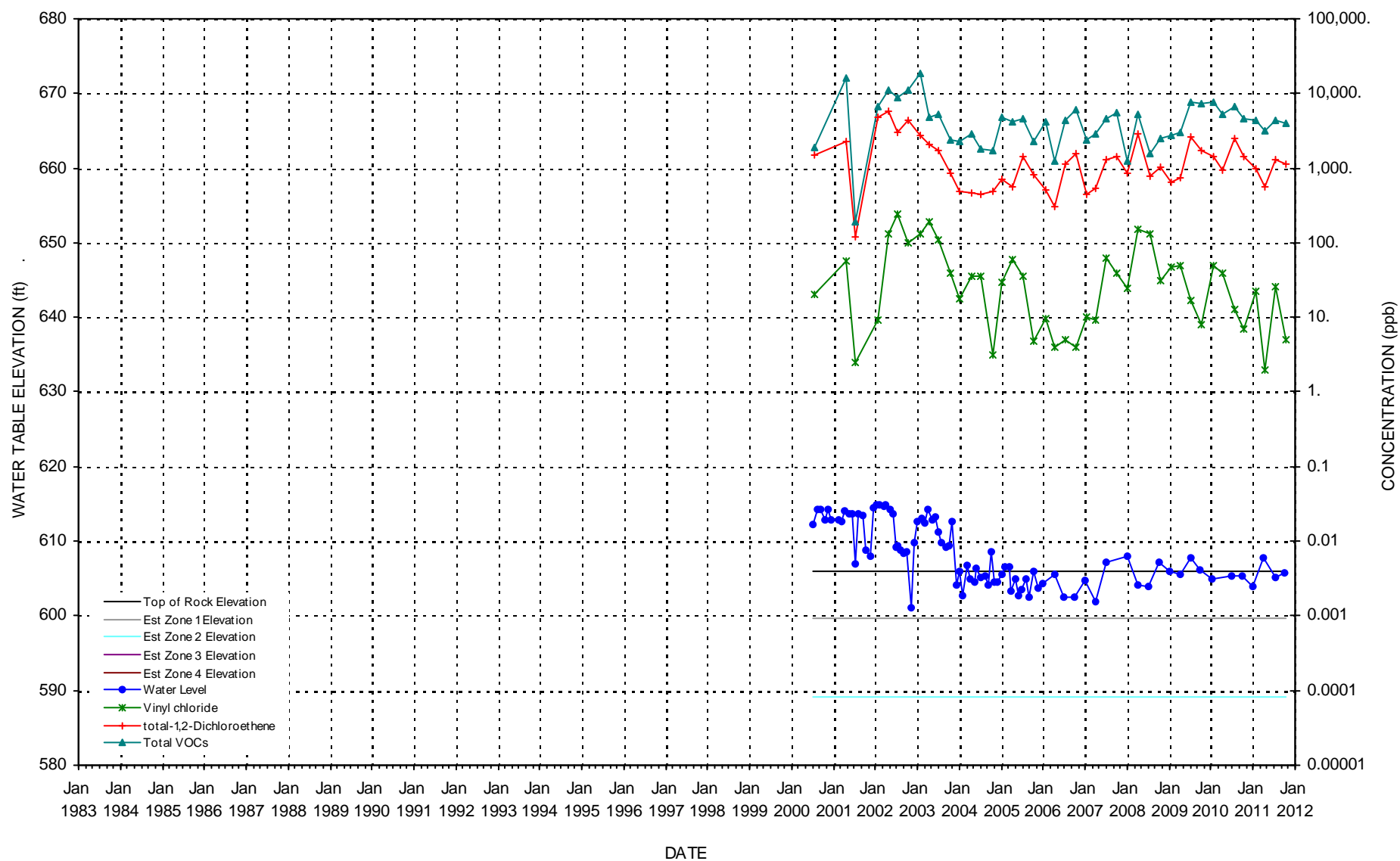
WATER LEVELS & CHLORINATED SOLVENT CONCENTRATIONS

WELL PW-2



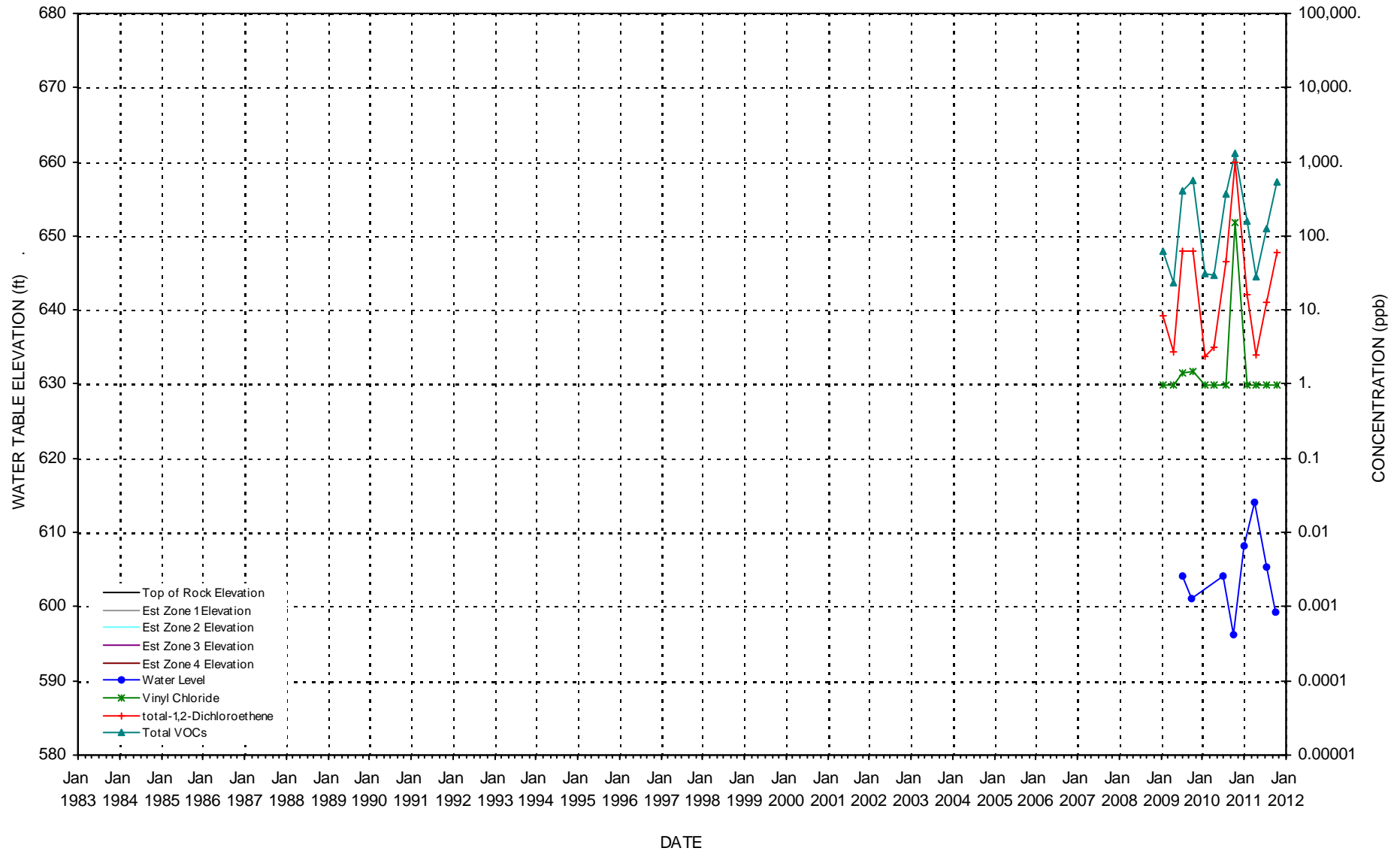
WATER LEVELS & CHLORINATED SOLVENT CONCENTRATIONS

PW-3 (former DNAPL Sump)



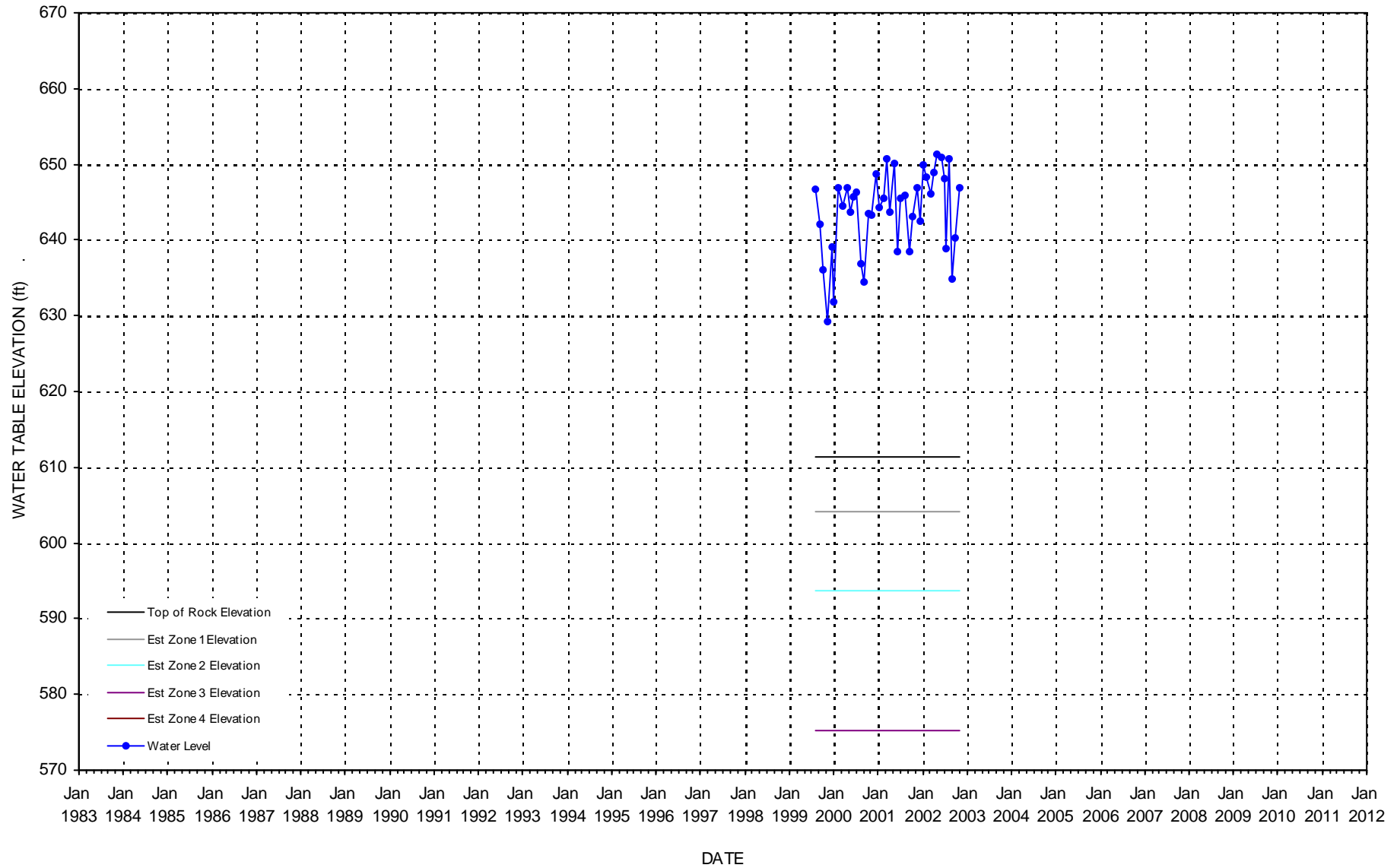
WATER LEVELS & CHLORINATED SOLVENT CONCENTRATIONS

PW-4



WATER LEVELS & CHLORINATED SOLVENT CONCENTRATIONS

Reservoir Water Levels



FORMER CARBORUNDUM FACILITY

WHEATFIELD, NEW YORK

Well Id: B- 3M

Date	Lab Sample Id	Method	Carbon tetrachloride (ug/L)	Chloroform (ug/L)	1,1-Dichloroethane (ug/L)	1,1-Dichloroethene (ug/L)	Methylene chloride (ug/L)	Trans-1,2-dichloroethene (ug/L)	Cis-1,2-dichloroethene (ug/L)	1,1,1-Trichloroethane (ug/L)	Trichloroethylene (TCE) (ug/L)	Tetrachloroethylene (PCE) (ug/L)	Vinyl chloride (ug/L)	Total (ug/L)
07/13/2001	A1663812	8021	ND	ND	0.34 J	ND	ND	1.6	50	ND	4.1	ND	2	58.04
07/12/2002	A2713901	8021	ND	ND	2.4	ND	2.2 J	13	360	ND	36	1.8	18	433.4
07/08/2003	A3649103	8021	ND	ND	ND	ND	7.4	8.5	490	ND	14	ND	5	524.9
07/06/2004	A4636508	8021	ND	ND	2.6	4.4	ND	7.3	190	ND	29	ND	18	251.3
07/14/2005	A5740501	8260/5ML	ND	ND	ND	ND	ND	3.8	75	ND	6.7	ND	7.7	93.2
07/14/2006	6G14010-08	8260	ND	ND	ND	ND	ND	2	41	ND	3	ND	4	50
07/09/2007	7G10002-01	8260	ND	ND	ND	ND	ND	ND	33	ND	2	ND	11	46
07/23/2008	5423254	8260	ND	ND	1.1 J	1 J	ND	4.3 J	190	ND	19	ND	14	229.4
07/08/2009	5719621	8260	ND	ND	1.4 J	1.4 J	ND	4.5 J	240	ND	16	ND	56	319.3
07/12/2010	6030552	8260	ND	ND	ND	1 J	ND	4.5 J	170	ND	18	ND	24	217.5
07/12/2011	6342650	8260	ND	ND	2.6 J	1.4 J	ND	4.1 J	200	1.1 J	54	ND	25	288.2

ND - Not detected, indicates parameter was analyzed for, but not detected at or above the reporting limit.

To address the NYSDEC concerns regarding the presentation and plotting of nondetected values, the data for 2001 to 2004 has been reevaluated and interpreted as follows:

- 1) Nondetected concentrations have been represented as ND for reporting purposes.
- 2) Total VOCs have been recalculated and represented as the sum of the detected parameters shown on this table.
- 3) The method change to 8260 was approved by the NYSDEC and changed in January 2005.

FORMER CARBORUNDUM FACILITY

WHEATFIELD, NEW YORK

Well Id: B- 4M

Date	Lab Sample Id	Method	Carbon tetrachloride (ug/L)	Chloroform (ug/L)	1,1-Dichloroethane (ug/L)	1,1-Dichloroethene (ug/L)	Methylene chloride (ug/L)	Trans-1,2-dichloroethene (ug/L)	Cis-1,2-dichloroethene (ug/L)	1,1,1-Trichloroethane (ug/L)	Trichloroethylene (TCE) (ug/L)	Tetrachloroethylene (PCE) (ug/L)	Vinyl chloride (ug/L)	Total (ug/L)
07/13/2001	A1663816	8021	ND	ND	ND	ND	0.58 J	1.6	61	ND	5.5	ND	1.5 J	70.18
07/12/2002	A2713906	8021	ND	ND	ND	ND	ND	1.5	47	ND	5	ND	5.6	59.1
07/08/2003	A3649109	8021	ND	ND	ND	ND	ND	2.3	67	ND	7.8	ND	6.4	83.5
07/06/2004	A4636506	8021	ND	ND	ND	ND	ND	1.9	38	ND	8.2	ND	10	58.1
07/14/2005	A5740502	8260/5ML	ND	ND	ND	ND	ND	1.8	36	ND	5.4	ND	12	55.2
07/14/2006	6G14010-07	8260	ND	ND	ND	ND	ND	2	28	ND	5	ND	20	55
07/09/2007	7G10002-02	8260	ND	ND	ND	ND	ND	1	24	ND	4	ND	22	51
07/23/2008	5423255	8260	ND	ND	ND	ND	ND	1.8 J	41	ND	5.1	ND	12	59.9
07/09/2009	5720682	8260	ND	ND	ND	ND	ND	ND	20	ND	1.8 J	ND	5.1	26.9
07/12/2010	6030548	8260	ND	ND	ND	ND	ND	1.1 J	35	ND	250	ND	1.8 J	287.9
04/12/2011	6256727	8260	ND	ND	1.6 J	0.95 J	ND	5.6	120	ND	29	ND	9.7	166.85
07/13/2011	6343981	8260	ND	ND	ND	ND	ND	2.2 J	59	ND	7.1	ND	11	79.3

ND - Not detected, indicates parameter was analyzed for, but not detected at or above the reporting limit.

To address the NYSDEC concerns regarding the presentation and plotting of nondetected values, the data for 2001 to 2004 has been reevaluated and interpreted as follows:

- 1) Nondetected concentrations have been represented as ND for reporting purposes.
- 2) Total VOCs have been recalculated and represented as the sum of the detected parameters shown on this table.
- 3) The method change to 8260 was approved by the NYSDEC and changed in January 2005.

FORMER CARBORUNDUM FACILITY

WHEATFIELD, NEW YORK

Well Id: B- 5M

Date	Lab Sample Id	Method	Carbon tetrachloride (ug/L)	Chloroform (ug/L)	1,1-Dichloroethane (ug/L)	1,1-Dichloroethene (ug/L)	Methylene chloride (ug/L)	Trans-1,2-dichloroethene (ug/L)	Cis-1,2-dichloroethene (ug/L)	1,1,1-Trichloroethane (ug/L)	Trichloroethylene (TCE) (ug/L)	Tetrachloroethylene (PCE) (ug/L)	Vinyl chloride (ug/L)	Total (ug/L)
07/13/2001	A1663817	8021	ND	ND	ND	ND	ND	0.47 J	18	ND	20	ND	ND	38.47
07/15/2002	A2723102	8021	ND	ND	ND	ND	ND	ND	3.8	ND	9.5	ND	ND	13.3
07/10/2003	A3654101	8021	ND	ND	ND	ND	ND	ND	4.5	ND	13	ND	ND	17.5
07/07/2004	A4636503	8021	ND	ND	ND	ND	ND	1.1	16	ND	72	ND	ND	89.1
07/12/2005	A5733201	8260/5ML	ND	ND	ND	ND	ND	ND	3.8	ND	12	ND	ND	15.8
07/18/2006	6G19003-09RE1	8260	ND	ND	ND	ND	6 B	ND	9	ND	36	ND	ND	51
07/09/2007	7G10002-03	8260	ND	ND	ND	ND	ND	ND	2	ND	6	ND	ND	8
07/23/2008	5423256	8260	ND	ND	ND	ND	ND	1.5 J	54	ND	290	ND	3 J	348.5
07/13/2009	5722293	8260	ND	ND	ND	ND	ND	1 J	20	ND	82	ND	ND	103
07/12/2010	6030549	8260	ND	ND	ND	ND	ND	1.3 J	33	ND	3.9 J	ND	17	55.2
07/25/2011	6355555	8260	ND	ND	ND	ND	ND	1.1 J	22	ND	150	ND	1.3 J	174.4

ND - Not detected, indicates parameter was analyzed for, but not detected at or above the reporting limit.

To address the NYSDEC concerns regarding the presentation and plotting of nondetected values, the data for 2001 to 2004 has been reevaluated and interpreted as follows:

- 1) Nondetected concentrations have been represented as ND for reporting purposes.
- 2) Total VOCs have been recalculated and represented as the sum of the detected parameters shown on this table.
- 3) The method change to 8260 was approved by the NYSDEC and changed in January 2005.

FORMER CARBORUNDUM FACILITY

WHEATFIELD, NEW YORK

Well Id: B- 6M

Date	Lab Sample Id	Method	Carbon tetrachloride (ug/L)	Chloroform (ug/L)	1,1-Dichloro-ethane (ug/L)	1,1-Dichloro-ethene (ug/L)	Methylene chloride (ug/L)	Trans-1,2-dichloro-ethene (ug/L)	Cis-1,2-dichloro-ethene (ug/L)	1,1,1-Trichloro-ethane (ug/L)	Trichloro-ethylene (TCE) (ug/L)	Tetrachloro-ethylene (PCE) (ug/L)	Vinyl chloride (ug/L)	Total (ug/L)
01/16/2001	A1043907	8021	ND	ND	ND	ND	ND	ND	2.7	ND	16	ND	ND	18.7
04/16/2001	A1345808	624	ND	ND	ND	ND	ND	ND	1.8	ND	18	ND	ND	19.8
07/13/2001	A1663814	8021	ND	ND	ND	ND	ND	ND	1.1	ND	12	ND	ND	13.1
10/10/2001	A1994701	8021	ND	ND	ND	ND	ND	ND	1.7	ND	19	ND	ND	20.7
01/23/2002	A2076801	8021	ND	ND	ND	ND	ND	0.66 J	27	ND	51	ND	ND	78.66
04/12/2002	A2351803	8021	ND	ND	ND	ND	ND	ND	9.8	ND	100	ND	ND	109.8
07/12/2002	A2713909	8021	ND	ND	ND	ND	ND	ND	11	ND	69	ND	ND	80
10/08/2002	A2999301	8021	ND	ND	ND	ND	ND	ND	9.1	ND	52	ND	ND	61.1
01/21/2003	A3069002	8021	ND	ND	ND	ND	ND	ND	6.3	ND	47	ND	ND	53.3
04/09/2003	A3329501	8021	ND	ND	ND	ND	24	ND	8.1	ND	48	ND	ND	80.1
07/08/2003	A3649108	8021	ND	ND	ND	ND	ND	ND	9.4	ND	60	ND	ND	69.4
10/13/2003	A3991405	8021	ND	ND	ND	ND	ND	ND	34	ND	130	ND	ND	164
01/28/2004	A4077401	8021	ND	ND	ND	ND	2.9	ND	37	ND	260	ND	ND	299.9
04/20/2004	A4356802	8021	ND	ND	ND	ND	ND	ND	22	ND	240	ND	ND	262
07/07/2004	A4636502	8021	ND	ND	ND	ND	ND	ND	16	ND	130	ND	ND	146
10/21/2004	A4A48001	8021	ND	ND	ND	ND	ND	ND	18	ND	100 E	ND	ND	118
01/17/2005	A5044302	8260	ND	ND	ND	ND	ND	ND	10	ND	110	ND	ND	120
04/05/2005	A5317802	8260	ND	ND	ND	ND	0.93 J	ND	6.7	ND	91 E	0.55 J	ND	99.18
04/05/2005	A5317802DL	8260	ND	ND	ND	ND	ND	ND	6.3 D	ND	95 D	ND	ND	101.3
07/12/2005	A5733202	8260/5ML	ND	ND	ND	ND	ND	ND	6.2	ND	58	ND	ND	64.2
10/05/2005	A5B10602	8260	ND	ND	ND	ND	ND	0.64 J	22	ND	97	ND	1.1 J	120.74
01/24/2006	A6089111	8260	ND	ND	ND	ND	ND	ND	7.3	ND	61	ND	ND	68.3
04/12/2006	6D13005-03	8260	ND	ND	ND	ND	ND	ND	10	ND	99	ND	ND	109
07/18/2006	6G19003-14	8260	ND	ND	ND	ND	5 B	ND	18	ND	109	ND	ND	132
10/10/2006	6J11002-06	8260	ND	ND	ND	ND	ND	2	73	ND	414 D	ND	4	493
01/09/2007	7A10006-03	8260	ND	ND	ND	ND	3 B	ND	21	ND	205 D	ND	ND	229
04/04/2007	7D05011-01	8260	ND	ND	ND	ND	ND	ND	13	ND	150	ND	ND	163
07/11/2007	7G12003-07	8260	ND	ND	ND	ND	ND	ND	13	ND	137	ND	ND	150
10/10/2007	7J11002-02	8260	ND	ND	ND	ND	ND	1	45	ND	258 D	ND	3	307
01/08/2008	8A09005-06	8260	ND	ND	ND	ND	4	3	99	ND	500 D	ND	ND	606
04/07/2008	8D08002-06	8260	ND	ND	ND	ND	18 B	ND	33	ND	346	ND	ND	397
07/22/2008	5422164	8260	ND	ND	ND	ND	ND	1 J	26	ND	230	ND	ND	257
10/17/2008	5502671	8260	ND	ND	ND	ND	ND	ND	10	ND	95	ND	ND	105
01/15/2009	5578622	8260	ND	ND	ND	ND	ND	0.92 J	26	ND	210	ND	ND	236.92
04/16/2009	5649163	8260	ND	ND	ND	ND	ND	0.9 J	27	ND	270	ND	ND	297.9
07/09/2009	5720687	8260	ND	ND	ND	ND	ND	0.86 J	23	ND	230	ND	ND	253.86
10/06/2009	5799016	8260	ND	ND	ND	ND	ND	0.89 J	21	ND	190	ND	ND	211.89

ND - Not detected, indicates parameter was analyzed for, but not detected at or above the reporting limit.

To address the NYSDEC concerns regarding the presentation and plotting of nondetected values, the data for 2001 to 2004 has been reevaluated and interpreted as follows:

- 1) Nondetected concentrations have been represented as ND for reporting purposes.
- 2) Total VOCs have been recalculated and represented as the sum of the detected parameters shown on this table.
- 3) The method change to 8260 was approved by the NYSDEC and changed in January 2005.

FORMER CARBORUNDUM FACILITY

WHEATFIELD, NEW YORK

Well Id: B- 6M

Date	Lab Sample Id	Method	Carbon tetrachloride (ug/L)	Chloroform (ug/L)	1,1-Dichloroethane (ug/L)	1,1-Dichloroethene (ug/L)	Methylene chloride (ug/L)	Trans-1,2-dichloroethene (ug/L)	Cis-1,2-dichloroethene (ug/L)	1,1,1-Trichloroethane (ug/L)	Trichloroethylene (TCE) (ug/L)	Tetrachloroethylene (PCE) (ug/L)	Vinyl chloride (ug/L)	Total (ug/L)
01/20/2010	5888924	8260	ND	ND	ND	ND	ND	0.93 J	36	ND	250	ND	ND	286.93
04/06/2010	5946900	8260	ND	ND	ND	ND	ND	ND	23	ND	280	ND	ND	303
07/20/2010	6038216	8260	ND	ND	ND	ND	ND	ND	16	ND	170	ND	ND	186
10/18/2010	6115536	8260	ND	ND	ND	ND	ND	ND	12	ND	130	ND	ND	142
01/24/2011	6190820	8260	ND	ND	ND	ND	ND	ND	20	ND	160	ND	ND	180
04/12/2011	6256726	8260	ND	ND	ND	ND	ND	ND	16	ND	190	ND	ND	206
07/21/2011	6353674	8260	ND	ND	ND	ND	ND	ND	16	ND	190	ND	ND	206
10/10/2011	6433664	8260	ND	ND	ND	ND	ND	ND	10	ND	110	ND	ND	120

ND - Not detected, indicates parameter was analyzed for, but not detected at or above the reporting limit.

To address the NYSDEC concerns regarding the presentation and plotting of nondetected values, the data for 2001 to 2004 has been reevaluated and interpreted as follows:

- 1) Nondetected concentrations have been represented as ND for reporting purposes.
- 2) Total VOCs have been recalculated and represented as the sum of the detected parameters shown on this table.
- 3) The method change to 8260 was approved by the NYSDEC and changed in January 2005.

FORMER CARBORUNDUM FACILITY

WHEATFIELD, NEW YORK

Well Id: B- 7M

Date	Lab Sample Id	Method	Carbon tetrachloride (ug/L)	Chloroform (ug/L)	1,1-Dichloro-ethane (ug/L)	1,1-Dichloro-ethene (ug/L)	Methylene chloride (ug/L)	Trans-1,2-dichloro-ethene (ug/L)	Cis-1,2-dichloro-ethene (ug/L)	1,1,1-Trichloro-ethane (ug/L)	Trichloro-ethylene (TCE) (ug/L)	Tetrachloro-ethylene (PCE) (ug/L)	Vinyl chloride (ug/L)	Total (ug/L)
01/11/2001	A1035103	8021	ND	ND	ND	ND	ND	ND	1.8	ND	2.2	ND	ND	4
04/20/2001	A1366402	624	ND	ND	ND	ND	ND	ND	2.9	ND	3.2	ND	ND	6.1
07/12/2001	A1663801	8021	ND	ND	ND	ND	ND	ND	0.5 J	ND	1.8	ND	ND	2.3
10/10/2001	A1994702	8021	ND	ND	ND	ND	ND	ND	0.59 J	ND	1.9	ND	ND	2.49
01/21/2002	A2066003	8021	ND	ND	ND	ND	ND	ND	1.1	ND	4.6	ND	ND	5.7
04/11/2002	A2348301	8021	ND	ND	ND	ND	ND	ND	1.5	ND	11	ND	ND	12.5
07/11/2002	A2708314	8021	ND	ND	ND	ND	ND	ND	2.3	ND	7.7	ND	ND	10
10/08/2002	A2999307	8021	ND	ND	ND	ND	ND	ND	1.8	ND	7.2	ND	ND	9
01/16/2003	A3055803	8021	ND	3.1	ND	ND	ND	ND	0.92 J	ND	4	ND	ND	8.02
04/08/2003	A3329504	8021	ND	ND	ND	ND	ND	ND	2.3	ND	8.6	ND	ND	10.9
07/08/2003	A3649101	8021	ND	ND	ND	ND	ND	ND	0.85 J	ND	5.4	ND	ND	6.25
10/10/2003	A3983901	8021	ND	ND	ND	ND	ND	ND	28	ND	63	ND	ND	91
01/09/2004	A4026201	8021	ND	ND	ND	ND	ND	ND	6.7	ND	25	ND	ND	31.7
04/14/2004	A4331802	8021	ND	ND	ND	ND	ND	ND	4.4	ND	21	ND	ND	25.4
06/30/2004	A4619301	8021	ND	ND	ND	ND	ND	ND	3.7	ND	18	ND	ND	21.7
10/26/2004	A4A60202	8021	ND	ND	ND	ND	ND	ND	3.9	ND	12	ND	ND	15.9
01/18/2005	A5051004	8260	ND	ND	ND	ND	ND	ND	1.3	ND	8.6	ND	ND	9.9
04/04/2005	A5307701	8260	ND	ND	ND	ND	ND	ND	1.6	ND	12 B	ND	ND	13.6
07/12/2005	A5725601	8260/5ML	ND	ND	ND	ND	ND	ND	1.8	ND	8.2	ND	ND	10
07/17/2006	6G18004-02	8260	ND	ND	ND	ND	ND	ND	2	ND	8	ND	ND	10
07/10/2007	7G11015-01	8260	ND	ND	ND	ND	ND	ND	1	ND	7	ND	ND	8
07/23/2008	5423259	8260	ND	ND	ND	ND	ND	ND	2.2 J	ND	7.7	ND	ND	9.9
07/08/2009	5719613	8260	ND	ND	ND	ND	ND	ND	1.5 J	ND	4.9 J	ND	ND	6.4
07/12/2010	6030554	8260	ND	ND	ND	ND	ND	ND	1.4 J	ND	4.9 J	ND	ND	6.3
07/18/2011	6348760	8260	ND	ND	ND	ND	ND	ND	1.5 J	ND	4.6 J	ND	ND	6.1

ND - Not detected, indicates parameter was analyzed for, but not detected at or above the reporting limit.

To address the NYSDEC concerns regarding the presentation and plotting of nondetected values, the data for 2001 to 2004 has been reevaluated and interpreted as follows:

- 1) Nondetected concentrations have been represented as ND for reporting purposes.
- 2) Total VOCs have been recalculated and represented as the sum of the detected parameters shown on this table.
- 3) The method change to 8260 was approved by the NYSDEC and changed in January 2005.

FORMER CARBORUNDUM FACILITY

WHEATFIELD, NEW YORK

Well Id: B- 8M

Date	Lab Sample Id	Method	Carbon tetrachloride (ug/L)	Chloroform (ug/L)	1,1-Dichloro-ethane (ug/L)	1,1-Dichloro-ethene (ug/L)	Methylene chloride (ug/L)	Trans-1,2-dichloro-ethene (ug/L)	Cis-1,2-dichloro-ethene (ug/L)	1,1,1-Trichloro-ethane (ug/L)	Trichloro-ethylene (TCE) (ug/L)	Tetrachloro-ethylene (PCE) (ug/L)	Vinyl chloride (ug/L)	Total (ug/L)
01/12/2001	A1035104	8021	ND	ND	ND	ND	620	ND	1400	ND	7400	ND	ND	9420
04/24/2001	A1375204	8021	ND	ND	ND	ND	ND	ND	2400	ND	24000	ND	ND	26400
07/11/2001	A1648705	8021	ND	ND	ND	ND	500	ND	700	ND	11000	ND	ND	12200
10/17/2001	A1A23313	8021	ND	ND	ND	ND	980	ND	8500	ND	64000	ND	ND	73480
01/25/2002	A2081501	8021	ND	ND	ND	ND	170	ND	2400	ND	35000 D	ND	ND	37570
04/22/2002	A2391102	8021	ND	ND	ND	ND	540	ND	ND	ND	22000	ND	ND	22540
07/17/2002	A2732602	8021	ND	ND	ND	ND	1500	ND	4700	ND	73000	ND	ND	79200
10/15/2002	A2A23602	8021	ND	ND	ND	ND	ND	ND	7100	ND	41000	ND	ND	48100
01/24/2003	A3075209	8021	ND	ND	ND	ND	ND	ND	1900	ND	10000	ND	ND	11900
04/24/2003	A3389604	8021	ND	ND	ND	ND	530	ND	2100	ND	23000	ND	ND	25630
07/22/2003	A3699407	8021	ND	ND	ND	ND	ND	ND	9500	ND	170000	ND	ND	179500
10/22/2003	A3A28301	8021	ND	ND	ND	ND	ND	ND	5300	ND	85000	ND	ND	90300
01/22/2004	A4057101	8021	ND	ND	ND	ND	ND	330	330	ND	12000	ND	ND	12660
04/30/2004	A4402504	8021	ND	ND	ND	ND	ND	ND	ND	ND	24000	ND	ND	24000
07/19/2004	A4682701	8021	ND	ND	ND	ND	ND	ND	7800 E	ND	58000	ND	ND	65800
07/19/2004	A4682701	8260	ND	ND	ND	ND	3000	ND	3900	ND	71000	ND	ND	77900
10/15/2004	A4A20302	8021	ND	ND	ND	3.6	ND	6.5	980 D	ND	15000 D	4	17	16011.1
01/12/2005	A5036104	8260	ND	ND	ND	ND	ND	ND	920	ND	65000 E	ND	ND	65920
01/12/2005	A5036104DL	8260							860 D		51000 D			51860
04/19/2005	A5387403	8260	ND	ND	ND	ND	ND	ND	430	ND	18000	ND	ND	18430
07/15/2005	A5747101	8260/5ML	ND	ND	ND	ND	200	ND	3300	ND	34000 E	ND	320	37820
07/15/2005	A5747101DL	8260/5ML	ND	ND	ND	ND	870 D	ND	2700 D	ND	29000 D	ND	250 D	32820
10/24/2005	A5B97301	8260	ND	ND	0.93 J	12	ND	13	1400 E	0.61 J	12000 E	5.4	42	13473.94
10/24/2005	A5B97301DL	8260	ND	ND	ND	ND	ND	ND	880 D	ND	56000 BD	ND	ND	56880
01/26/2006	A6102405	8260	ND	ND	ND	ND	ND	ND	1000	ND	36000	ND	ND	37000
04/19/2006	6D20002-03RE1	8260	ND	ND	ND	ND	ND	ND	1020	ND	23200 D	ND	78	24298
07/14/2006	6G14010-01	8260	ND	ND	ND	20	115	32	3450	ND	58900 D	ND	198	62715
10/09/2006	6J10002-08	8260	ND	ND	ND	ND	74	ND	975	ND	29100 D	ND	ND	30149
01/09/2007	7A10006-06	8260	ND	ND	ND	ND	235	ND	2580	ND	48700 D	ND	50	51565
04/12/2007	7D13007-04	8260	ND	ND	ND	ND	1160	ND	692	ND	17800	ND	ND	19652
07/16/2007	7G17015-05	8260	ND	ND	ND	ND	1260	ND	4130	ND	71500	ND	ND	76890
10/09/2007	7J10006-05	8260	ND	ND	ND	ND	ND	ND	6730	ND	120000 D	ND	ND	126730
01/07/2008	8A08003-02RE1	8260	ND	ND	ND	ND	500	ND	1280	ND	30500	ND	ND	32280
04/09/2008	8D10002-03	8260	ND	ND	ND	ND	732	ND	4110	ND	101000 D	ND	ND	105842
07/24/2008	5424623	8260	ND	ND	ND	ND	ND	ND	1400	ND	37000	ND	28 J	38428
10/16/2008	5501565	8260	ND	ND	ND	ND	ND	ND	4600	ND	32000	ND	200 J	36800
01/15/2009	5578621	8260	ND	ND	ND	ND	ND	ND	3100	ND	63000	ND	87 J	66187

ND - Not detected, indicates parameter was analyzed for, but not detected at or above the reporting limit.

To address the NYSDEC concerns regarding the presentation and plotting of nondetected values, the data for 2001 to 2004 has been reevaluated and interpreted as follows:

- 1) Nondetected concentrations have been represented as ND for reporting purposes.
- 2) Total VOCs have been recalculated and represented as the sum of the detected parameters shown on this table.
- 3) The method change to 8260 was approved by the NYSDEC and changed in January 2005.

FORMER CARBORUNDUM FACILITY

WHEATFIELD, NEW YORK

Well Id: B- 8M

Date	Lab Sample Id	Method	Carbon tetrachloride (ug/L)	Chloroform (ug/L)	1,1-Dichloroethane (ug/L)	1,1-Dichloroethene (ug/L)	Methylene chloride (ug/L)	Trans-1,2-dichloroethene (ug/L)	Cis-1,2-dichloroethene (ug/L)	1,1,1-Trichloroethane (ug/L)	Trichloroethylene (TCE) (ug/L)	Tetrachloroethylene (PCE) (ug/L)	Vinyl chloride (ug/L)	Total (ug/L)
04/13/2009	5647717	8260	ND	ND	ND	ND	ND	ND	3100	ND	61000	ND	120 J	64220
07/07/2009	5718472	8260	ND	ND	ND	ND	ND	ND	1200	ND	25000	ND	30 J	26230
10/07/2009	5800390	8260	ND	ND	ND	12 J	ND	13 J	1900	ND	32000	ND	79	34004
01/20/2010	5888925	8260	ND	ND	ND	ND	ND	ND	4600	ND	80000	ND	210 J	84810
04/14/2010	5954138	8260	ND	ND	ND	ND	ND	ND	2700	ND	84000	ND	ND	86700
07/15/2010	6033918	8260	ND	ND	ND	ND	ND	ND	5600	ND	94000	ND	410 J	100010
10/14/2010	6113377	8260	ND	ND	ND	13 J	ND	17 J	3000	ND	60000	6.6 J	54	63090.6
01/24/2011	6190819	8260	ND	ND	ND	ND	ND	ND	4600	ND	70000	ND	160 J	74760
04/14/2011	6259039	8260	ND	ND	ND	ND	ND	ND	1400	ND	45000	ND	ND	46400
07/18/2011	6348766	8260	ND	ND	ND	ND	ND	ND	5400	ND	83000	ND	400 J	88800
10/12/2011	6435905	8260	ND	ND	ND	ND	ND	ND	5600	ND	78000	ND	270 J	83870

ND - Not detected, indicates parameter was analyzed for, but not detected at or above the reporting limit.

To address the NYSDEC concerns regarding the presentation and plotting of nondetected values, the data for 2001 to 2004 has been reevaluated and interpreted as follows:

- 1) Nondetected concentrations have been represented as ND for reporting purposes.
- 2) Total VOCs have been recalculated and represented as the sum of the detected parameters shown on this table.
- 3) The method change to 8260 was approved by the NYSDEC and changed in January 2005.

FORMER CARBORUNDUM FACILITY

WHEATFIELD, NEW YORK

Well Id: B- 9M

Date	Lab Sample Id	Method	Carbon tetrachloride (ug/L)	Chloroform (ug/L)	1,1-Dichloro-ethane (ug/L)	1,1-Dichloro-ethene (ug/L)	Methylene chloride (ug/L)	Trans-1,2-dichloro-ethene (ug/L)	Cis-1,2-dichloro-ethene (ug/L)	1,1,1-Trichloro-ethane (ug/L)	Trichloro-ethylene (TCE) (ug/L)	Tetrachloro-ethylene (PCE) (ug/L)	Vinyl chloride (ug/L)	Total (ug/L)
07/17/2002	A2732703	8021	ND	ND	ND	ND	ND	ND	7.4	ND	23	1.7	ND	32.1
07/02/2003	A3639709	8021	ND	ND	ND	ND	ND	ND	1.4	ND	2.8	ND	ND	4.2
06/29/2004	A4614511	8021	ND	ND	ND	ND	ND	ND	ND	ND	2	ND	ND	2
07/07/2005	A5706807	8260	ND	ND	ND	ND	ND	ND	2.7	ND	5.4	1.4	ND	9.5
10/24/2005	A5B97302	8260	ND	ND	ND	ND	ND	ND	ND	ND	1.3 B	ND	ND	1.3
01/24/2006	A6089109	8260	ND	ND	ND	ND	ND	ND	ND	ND	0.67 J	ND	ND	0.67
04/12/2006	6D13005-05	8260	ND	ND	ND	ND	ND	ND	ND	ND	ND	ND	ND	ND
07/13/2006	6G14009-05	8260	ND	ND	ND	ND	3	ND	2	ND	3	ND	ND	8
10/09/2006	6J10002-07	8260	ND	ND	ND	ND	ND	ND	1	ND	4	ND	ND	5
01/05/2007	7A05012-03	8260	ND	ND	ND	ND	ND	ND	ND	ND	ND	ND	ND	ND
04/04/2007	7D05011-05	8260	ND	ND	ND	ND	ND	ND	ND	ND	ND	ND	ND	ND
07/10/2007	7G11015-03	8260	ND	ND	ND	ND	ND	ND	ND	ND	1	ND	ND	1
10/09/2007	7J10006-10	8260	ND	ND	ND	ND	ND	ND	2	ND	ND	ND	ND	2
01/07/2008	8A08003-03	8260	ND	ND	ND	ND	3	ND	ND	ND	ND	ND	ND	3
04/07/2008	8D08002-07	8260	ND	ND	ND	ND	2 B	ND	ND	ND	ND	ND	ND	2
07/16/2008	5417444	8260	ND	ND	ND	ND	ND	ND	ND	ND	ND	ND	ND	ND
01/21/2009	5582424	8260	ND	ND	ND	ND	ND	ND	ND	ND	ND	ND	ND	ND
04/16/2009	5649164	8260	ND	ND	ND	ND	ND	ND	ND	ND	ND	ND	ND	ND
07/07/2009	5718463	8260	ND	ND	ND	ND	ND	ND	ND	ND	ND	ND	ND	ND
10/06/2009	5799006	8260	ND	ND	ND	ND	ND	ND	ND	ND	ND	ND	ND	ND
01/20/2010	5888926	8260	ND	ND	ND	ND	ND	ND	ND	ND	ND	ND	ND	ND
04/06/2010	5946904	8260	ND	ND	ND	ND	ND	ND	ND	ND	ND	ND	ND	ND
07/12/2010	6030559	8260	ND	ND	ND	ND	ND	ND	0.85 J	ND	1.7 J	ND	ND	2.55
01/24/2011	6190818	8260	ND	ND	ND	ND	ND	ND	ND	ND	ND	ND	ND	ND
04/12/2011	6256716	8260	ND	ND	ND	ND	ND	ND	ND	ND	ND	ND	ND	ND
07/12/2011	6342647	8260	ND	ND	ND	ND	ND	ND	ND	ND	1.1 J	ND	ND	1.1
10/10/2011	6433665	8260	ND	ND	ND	ND	ND	ND	2.3 J	ND	5.4	4.1 J	ND	11.8

ND - Not detected, indicates parameter was analyzed for, but not detected at or above the reporting limit.

To address the NYSDEC concerns regarding the presentation and plotting of nondetected values, the data for 2001 to 2004 has been reevaluated and interpreted as follows:

- 1) Nondetected concentrations have been represented as ND for reporting purposes.
- 2) Total VOCs have been recalculated and represented as the sum of the detected parameters shown on this table.
- 3) The method change to 8260 was approved by the NYSDEC and changed in January 2005.

FORMER CARBORUNDUM FACILITY

WHEATFIELD, NEW YORK

Well Id: B-10M

Date	Lab Sample Id	Method	Carbon tetrachloride (ug/L)	Chloroform (ug/L)	1,1-Dichloro-ethane (ug/L)	1,1-Dichloro-ethene (ug/L)	Methylene chloride (ug/L)	Trans-1,2-dichloro-ethene (ug/L)	Cis-1,2-dichloro-ethene (ug/L)	1,1,1-Trichloro-ethane (ug/L)	Trichloro-ethylene (TCE) (ug/L)	Tetrachloro-ethylene (PCE) (ug/L)	Vinyl chloride (ug/L)	Total (ug/L)
07/10/2001	A1648708	8021	ND	ND	0.72 J	ND	1.1 J	0.64 J	21	4.3	43	ND	ND	70.76
07/16/2002	A2722907	8021	ND	ND	ND	ND	2.6	ND	14	4.3	56	ND	ND	76.9
04/25/2003	A3389601	8021	ND	ND	ND	ND	1.5 J	ND	10	3.6	52	ND	ND	67.1
07/18/2003	A3689004	8021	ND	ND	ND	ND	ND	ND	7.4	2.6	40	ND	ND	50
10/22/2003	A3A21906	8021	ND	ND	ND	ND	ND	ND	19	5.1	92	ND	ND	116.1
04/29/2004	A4402501	8021	ND	ND	ND	ND	ND	ND	10	3.8	59	ND	ND	72.8
07/16/2004	A4674302	8260	ND	ND	ND	ND	1.3 J	ND	4.6	2	36	ND	ND	43.9
07/16/2004	A4674302	8021	ND	ND	1.3	ND	3.8 E	1.9 E	7.6 E	3.7 E	45 E	ND	ND	63.3
10/15/2004	A4A20301	8021	ND	ND	ND	ND	1.3	0.51 J	12	4.1	39	ND	ND	56.91
04/19/2005	A5387402	8260	ND	ND	ND	ND	ND	0.49 J	6	3.5	40 E	ND	ND	49.99
04/19/2005	A5387402DL	8260	ND	ND	ND	ND	ND	ND	5.7 D	3.3 D	40 D	ND	ND	49
07/20/2005	A5762302	8260/5ML	ND	ND	0.7 J	ND	ND	0.75 J	9.1	4.8	45	ND	ND	60.35
10/24/2005	A5B97303	8260	ND	ND	0.67 J	ND	ND	0.63 J	11	4.6	55 B	ND	ND	71.9
04/19/2006	6D20002-02	8260	ND	ND	ND	ND	ND	ND	5	3	30	ND	ND	38
07/18/2006	6G19003-01	8260	ND	ND	ND	ND	4 B	ND	13	6	42	ND	ND	65
10/11/2006	6J12003-07RE1	8260	ND	ND	ND	ND	ND	ND	9	5	53	ND	ND	67
04/18/2007	7D19009-02	8260	ND	ND	ND	ND	ND	ND	4	3	27	ND	ND	34
07/10/2007	7G11015-04	8260	ND	ND	ND	ND	ND	ND	6	4	36	ND	ND	46
10/09/2007	7J10006-11	8260	ND	ND	ND	ND	ND	1	15	5	51	ND	ND	72
04/09/2008	8D10002-01	8260	ND	ND	ND	ND	3	ND	7	3	58	ND	ND	71
07/24/2008	5424625	8260	ND	ND	ND	ND	ND	0.81 J	8.4	4.2 J	43	ND	ND	56.41
10/20/2008	5504259	8260	ND	ND	ND	ND	ND	0.98 J	12	5.1	61	ND	ND	79.08
04/20/2009	5651166	8260	ND	ND	ND	ND	ND	ND	5	3 J	35	ND	ND	43
07/07/2009	5718465	8260	ND	ND	ND	ND	ND	ND	5.5	2.9 J	35	ND	ND	43.4
10/06/2009	5799010	8260	ND	ND	ND	ND	ND	ND	6.5	3.6 J	46	ND	ND	56.1
04/14/2010	5954139	8260	ND	ND	ND	ND	ND	ND	3.9 J	2.4 J	31	ND	ND	37.3
07/12/2010	6030558	8260	ND	ND	ND	ND	ND	ND	5.1	2.8 J	30	ND	ND	37.9
10/18/2010	6115530	8260	ND	ND	ND	ND	ND	1.3 J	16	4.8 J	66	ND	ND	88.1
04/21/2011	6266005	8260	ND	ND	ND	ND	ND	ND	3.3 J	1.6 J	27	ND	ND	31.9
07/20/2011	6352277	8260	ND	ND	ND	ND	ND	ND	4.1 J	2.5 J	32	ND	ND	38.6
10/10/2011	6433666	8260	ND	ND	ND	ND	ND	ND	8.3	3.3 J	46	ND	ND	57.6

ND - Not detected, indicates parameter was analyzed for, but not detected at or above the reporting limit.

To address the NYSDEC concerns regarding the presentation and plotting of nondetected values, the data for 2001 to 2004 has been reevaluated and interpreted as follows:

- 1) Nondetected concentrations have been represented as ND for reporting purposes.
- 2) Total VOCs have been recalculated and represented as the sum of the detected parameters shown on this table.
- 3) The method change to 8260 was approved by the NYSDEC and changed in January 2005.

FORMER CARBORUNDUM FACILITY

WHEATFIELD, NEW YORK

Well Id: B-11M

Date	Lab Sample Id	Method	Carbon tetrachloride (ug/L)	Chloroform (ug/L)	1,1-Dichloroethane (ug/L)	1,1-Dichloroethene (ug/L)	Methylene chloride (ug/L)	Trans-1,2-dichloroethene (ug/L)	Cis-1,2-dichloroethene (ug/L)	1,1,1-Trichloroethane (ug/L)	Trichloroethylene (TCE) (ug/L)	Tetrachloroethylene (PCE) (ug/L)	Vinyl chloride (ug/L)	Total (ug/L)
07/10/2001	A1648706	8021	ND	ND	ND	ND	12	ND	21	ND	270	ND	ND	303
07/16/2002	A2722909	8021	ND	ND	ND	ND	ND	ND	230	ND	1500	ND	ND	1730
07/10/2003	A3654302	8021	ND	ND	ND	ND	ND	ND	160	ND	990	ND	ND	1150
07/07/2004	A4636802	8021	ND	ND	ND	ND	ND	ND	200	ND	1600	35	ND	1835
07/14/2005	A5740602	8260/5ML	ND	ND	ND	1.4	ND	2.7	340 E	ND	710 E	87	1.3 J	1142.4
07/14/2005	A5740602DL	8260/5ML	ND	ND	ND	ND	ND	ND	310 D	ND	2000 D	57 D	ND	2367
07/14/2006	6G14010-04	8260	ND	ND	ND	ND	ND	ND	189	ND	1090	30	ND	1309
07/16/2007	7G17015-08	8260	ND	ND	ND	ND	ND	ND	155	ND	1150	67	ND	1372
07/24/2008	5424624	8260	ND	ND	ND	ND	ND	0.87 J	170	ND	700	21	ND	891.87
07/07/2009	5718478	8260	ND	ND	ND	ND	ND	1.8 J	76	ND	470	21	ND	568.8
07/12/2010	6030557	8260	ND	ND	ND	ND	ND	1.5 J	83	ND	500	26	ND	610.5
07/18/2011	6348762	8260	ND	ND	ND	ND	ND	2.1 J	60	ND	370	20	ND	452.1

ND - Not detected, indicates parameter was analyzed for, but not detected at or above the reporting limit.

To address the NYSDEC concerns regarding the presentation and plotting of nondetected values, the data for 2001 to 2004 has been reevaluated and interpreted as follows:

- 1) Nondetected concentrations have been represented as ND for reporting purposes.
- 2) Total VOCs have been recalculated and represented as the sum of the detected parameters shown on this table.
- 3) The method change to 8260 was approved by the NYSDEC and changed in January 2005.

FORMER CARBORUNDUM FACILITY

WHEATFIELD, NEW YORK

Well Id: B-12M

Date	Lab Sample Id	Method	Carbon tetrachloride (ug/L)	Chloroform (ug/L)	1,1-Dichloroethane (ug/L)	1,1-Dichloroethene (ug/L)	Methylene chloride (ug/L)	Trans-1,2-dichloroethene (ug/L)	Cis-1,2-dichloroethene (ug/L)	1,1,1-Trichloroethane (ug/L)	Trichloroethylene (TCE) (ug/L)	Tetrachloroethylene (PCE) (ug/L)	Vinyl chloride (ug/L)	Total (ug/L)
07/18/2002	A2732704	8021	ND	ND	1	ND	ND	ND	30	1.4	74	ND	ND	106.4
07/02/2003	A3639710	8021	ND	ND	8.3	1.8	ND	3.8	87 D	26	82	ND	ND	208.9
06/29/2004	A4614512	8021	ND	ND	4	ND	ND	2.7	71	8.3	240	ND	ND	326
07/08/2005	A5715203	8260/5ML	ND	ND	0.56 J	ND	ND	ND	7.3	1.1	30	ND	ND	38.96
07/18/2006	6G19003-15	8260	ND	ND	9	3	5 B	4	164	8	581 D	ND	6	780
07/09/2007	7G10002-04RE1	8260	ND	ND	1	ND	ND	ND	20	2	77	ND	ND	100
07/16/2008	5417452	8260	ND	ND	69	13	ND	7.8 J	560	110	1600	ND	17	2376.8
07/13/2009	5722292	8260	ND	ND	37	4.3 J	ND	7.1 J	290	78	660	ND	ND	1076.4
07/12/2010	6030550	8260	ND	ND	34	8.5 J	ND	6.4 J	370	64	1700	ND	2.1 J	2185
07/13/2011	6343978	8260	ND	ND	8.9 J	2.7 J	ND	3.2 J	120	14	650	ND	ND	798.8

ND - Not detected, indicates parameter was analyzed for, but not detected at or above the reporting limit.

To address the NYSDEC concerns regarding the presentation and plotting of nondetected values, the data for 2001 to 2004 has been reevaluated and interpreted as follows:

- 1) Nondetected concentrations have been represented as ND for reporting purposes.
- 2) Total VOCs have been recalculated and represented as the sum of the detected parameters shown on this table.
- 3) The method change to 8260 was approved by the NYSDEC and changed in January 2005.

FORMER CARBORUNDUM FACILITY

WHEATFIELD, NEW YORK

Well Id: B-13M

Date	Lab Sample Id	Method	Carbon tetrachloride (ug/L)	Chloroform (ug/L)	1,1-Dichloro-ethane (ug/L)	1,1-Dichloro-ethene (ug/L)	Methylene chloride (ug/L)	Trans-1,2-dichloro-ethene (ug/L)	Cis-1,2-dichloro-ethene (ug/L)	1,1,1-Trichloro-ethane (ug/L)	Trichloro-ethylene (TCE) (ug/L)	Tetrachloro-ethylene (PCE) (ug/L)	Vinyl chloride (ug/L)	Total (ug/L)
04/19/2001	A1361310	624	ND	ND	ND	ND	ND	2.6	67	ND	12	ND	ND	81.6
07/12/2001	A1663807	8021	ND	7.6	ND	ND	5.5	14	720	ND	120	ND	ND	867.1
07/16/2002	A2722911	8021	ND	ND	ND	ND	14	18	1000	ND	140	ND	ND	1172
04/22/2003	A3376301	8021	ND	ND	ND	ND	22	14	1400	ND	1400	ND	82	2918
07/18/2003	A3689003	8021	ND	ND	10	ND	ND	12	1300	ND	470	ND	48	1840
10/22/2003	A3A21905	8021	ND	ND	12	ND	ND	10	1600	ND	310	ND	71	2003
04/27/2004	A4387501	8021	ND	ND	ND	ND	ND	16	1100	ND	89	ND	34	1239
07/13/2004	A4663801	8021	ND	42	16	19	30	27	950	ND	200	ND	40	1324
10/13/2004	A4A09403	8021	ND	ND	18	5.8	1.5 B	14	760 D	2.4	250 D	ND	21	1072.7
04/19/2005	A5387404	8260	ND	ND	21	6.9	ND	10	1100 E	2.6	450 E	ND	22	1612.5
04/19/2005	A5387404DL	8260	ND	ND	ND	ND	ND	ND	1100 D	ND	440 D	ND	ND	1540
07/21/2005	A5768401	8260/5ML	ND	ND	8.5	8.4	ND	24	1100 E	ND	300	ND	9	1449.9
07/21/2005	A5768401DL	8260/5ML	ND	ND	ND	ND	ND	12 D	640 D	ND	110 D	ND	38 D	800
10/20/2005	A5B92004	8260	ND	ND	6.7	ND	6.5 B	20	1000 E	ND	210	ND	13	1256.2
10/20/2005	A5B92004DL	8260	ND	ND	ND	ND	ND	12 D	640 D	ND	140 BD	ND	22 D	814
01/24/2006	A6089113	8260	ND	ND	2.8	ND	4.2	2.3	230	ND	81	ND	4.7	325
04/18/2006	6D19002-03	8260	ND	ND	3	1	ND	5	321 D	ND	137	ND	5	472
07/14/2006	6G14010-05	8260	ND	ND	7	5	9	20	838 D	ND	202	ND	59	1140
10/11/2006	6J12003-01	8260	ND	ND	3	2	ND	8	368 D	ND	73	ND	19	473
01/10/2007	7A11003-05	8260	ND	ND	2	ND	ND	2	225 D	ND	84	ND	7	320
04/12/2007	7D13007-01	8260	ND	ND	1	ND	ND	3	152	ND	63	ND	8	227
07/12/2007	7G13019-08	8260	ND	ND	3	2	ND	10	437 D	ND	127	ND	25	604
10/09/2007	7J10006-02	8260	ND	ND	ND	ND	ND	9	413	ND	122	ND	27	571
01/08/2008	8A09005-01	8260	ND	ND	ND	ND	ND	ND	241	ND	59	ND	ND	300
04/10/2008	8D11008-03	8260	ND	ND	7	ND	12	6	536	ND	456	ND	18	1035
07/24/2008	5424627	8260	ND	ND	4.4 J	4.2 J	ND	14	660	ND	210	ND	33	925.6
10/15/2008	5499970	8260	ND	ND	3.7 J	2.6 J	ND	12	470	ND	180	ND	6.1	674.4
01/14/2009	5577590	8260	ND	ND	4.9 J	2.1 J	ND	3.6 J	260	3.4 J	270	ND	3.4 J	547.4
04/14/2009	5646770	8260	ND	ND	5.2	3.1 J	ND	7	460	3.2 J	460	ND	17	955.5
07/09/2009	5720678	8260	ND	ND	4.7 J	3.7 J	ND	14	640	0.92 J	230	ND	39	932.32
10/05/2009	5797965	8260	ND	ND	4.5 J	3 J	ND	9.7	520	ND	180	ND	33	750.2
01/25/2010	5892345	8260	ND	ND	ND	ND	ND	ND	59	ND	71	ND	1.6 J	131.6
04/13/2010	5953086	8260	ND	ND	4.2 J	2.6 J	ND	5.8	360	2.3 J	340	ND	19	733.9
07/14/2010	6032692	8260	ND	ND	3.3 J	2 J	ND	8	430	ND	140	ND	24	607.3
10/14/2010	6113372	8260	ND	ND	6	4.7 J	ND	18	740	1.2 J	240	ND	13	1022.9
01/25/2011	6191897	8260	ND	ND	3.4 J	0.8 J	ND	2.7 J	200	ND	68	ND	4.5 J	279.4
04/18/2011	6261651	8260	ND	ND	22	4.7 J	ND	4.8 J	500	3 J	490	ND	15	1039.5

ND - Not detected, indicates parameter was analyzed for, but not detected at or above the reporting limit.

To address the NYSDEC concerns regarding the presentation and plotting of nondetected values, the data for 2001 to 2004 has been reevaluated and interpreted as follows:

- 1) Nondetected concentrations have been represented as ND for reporting purposes.
- 2) Total VOCs have been recalculated and represented as the sum of the detected parameters shown on this table.
- 3) The method change to 8260 was approved by the NYSDEC and changed in January 2005.

FORMER CARBORUNDUM FACILITY

WHEATFIELD, NEW YORK

Well Id: B-13M

Date	Lab Sample Id	Method	Carbon tetrachloride (ug/L)	Chloroform (ug/L)	1,1- Dichloro- ethane (ug/L)	1,1- Dichloro ethene (ug/L)	Methylene chloride (ug/L)	Trans-1,2- dichloro- ethene (ug/L)	Cis-1,2- dichloro- ethylene (ug/L)	1,1,1- Trichloro- ethane (ug/L)	Trichloro- ethylene (TCE) (ug/L)	Tetrachloro- ethylene (PCE) (ug/L)	Vinyl chloride (ug/L)	Total (ug/L)
07/12/2011	6342652	8260	ND	ND	12	3.9 J	ND	7.4	450	1.5 J	380	ND	16	870.8
10/11/2011	6434702	8260	ND	ND	8.8 J	5.2 J	ND	15	770	ND	350	ND	8.6 J	1157.6

ND - Not detected, indicates parameter was analyzed for, but not detected at or above the reporting limit.

To address the NYSDEC concerns regarding the presentation and plotting of nondetected values, the data for 2001 to 2004 has been reevaluated and interpreted as follows:

- 1) Nondetected concentrations have been represented as ND for reporting purposes.
- 2) Total VOCs have been recalculated and represented as the sum of the detected parameters shown on this table.
- 3) The method change to 8260 was approved by the NYSDEC and changed in January 2005.

FORMER CARBORUNDUM FACILITY

WHEATFIELD, NEW YORK

Well Id: B-14M

Date	Lab Sample Id	Method	Carbon tetrachloride (ug/L)	Chloroform (ug/L)	1,1-Dichloroethane (ug/L)	1,1-Dichloroethene (ug/L)	Methylene chloride (ug/L)	Trans-1,2-dichloroethene (ug/L)	Cis-1,2-dichloroethene (ug/L)	1,1,1-Trichloroethane (ug/L)	Trichloroethylene (TCE) (ug/L)	Tetrachloroethylene (PCE) (ug/L)	Vinyl chloride (ug/L)	Total (ug/L)
07/17/2002	A2732701	8021	ND	ND	ND	ND	ND	ND	160	ND	730	ND	ND	890
07/02/2003	A3639711	8021	ND	ND	ND	ND	ND	0.83 J	39	ND	260 D	ND	ND	299.83
06/29/2004	A4614507	8021	ND	ND	ND	ND	12	ND	9.1	ND	120	ND	ND	141.1
06/29/2004	A4614507RE	8021	ND	ND	ND	ND	13	ND	10	ND	130	ND	ND	153
07/08/2005	A5715204	8260/5ML	ND	ND	ND	ND	ND	1.8	96	ND	560 E	9	ND	666.8
07/08/2005	A5715204DL	8260/5ML	ND	ND	ND	ND	ND	ND	81 D	ND	500 D	6.7 D	ND	587.7
07/13/2006	6G14009-04	8260	ND	ND	ND	ND	ND	ND	306	ND	1500 D	9	17	1832
07/10/2007	7G11015-02RE1	8260	ND	ND	ND	ND	ND	ND	67	ND	541	11	ND	619
07/21/2008	5420898	8260	ND	ND	ND	ND	ND	1.1 J	130	ND	300	3.9 J	ND	435
07/18/2011	6348761	8260	ND	ND	ND	ND	ND	1.1 J	64	ND	360	4.3 J	ND	429.4

ND - Not detected, indicates parameter was analyzed for, but not detected at or above the reporting limit.

To address the NYSDEC concerns regarding the presentation and plotting of nondetected values, the data for 2001 to 2004 has been reevaluated and interpreted as follows:

- 1) Nondetected concentrations have been represented as ND for reporting purposes.
- 2) Total VOCs have been recalculated and represented as the sum of the detected parameters shown on this table.
- 3) The method change to 8260 was approved by the NYSDEC and changed in January 2005.

FORMER CARBORUNDUM FACILITY

WHEATFIELD, NEW YORK

Well Id: B-15M

Date	Lab Sample Id	Method	Carbon tetrachloride (ug/L)	Chloroform (ug/L)	1,1-Dichloroethane (ug/L)	1,1-Dichloroethene (ug/L)	Methylene chloride (ug/L)	Trans-1,2-dichloroethene (ug/L)	Cis-1,2-dichloroethene (ug/L)	1,1,1-Trichloroethane (ug/L)	Trichloroethylene (TCE) (ug/L)	Tetrachloroethylene (PCE) (ug/L)	Vinyl chloride (ug/L)	Total (ug/L)
07/12/2001	A1663802	8021	ND	ND	ND	ND	ND	ND	ND	ND	ND	ND	ND	ND
07/09/2002	A2695507	8021	ND	ND	ND	ND	ND	ND	ND	ND	ND	ND	ND	ND
08/05/2002	A2793603	8021	ND	ND	ND	ND	ND	ND	ND	ND	1.4	ND	ND	1.4
07/15/2003	A3670606	8021	ND	ND	ND	ND	ND	ND	ND	ND	ND	ND	ND	ND
07/15/2004	A4674101	8021	ND	ND	ND	ND	ND	ND	ND	ND	ND	ND	ND	ND
07/15/2004	A4674101	8260	ND	ND	ND	ND	ND	ND	ND	ND	ND	ND	ND	ND
07/20/2005	A5762203	8260/5ML	ND	ND	ND	ND	ND	ND	ND	ND	ND	ND	ND	ND
07/19/2006	6G20004-12	8260	ND	ND	ND	ND	ND	ND	ND	ND	ND	ND	ND	ND
07/17/2007	7G18027-08	8260	ND	ND	ND	ND	ND	ND	ND	ND	ND	ND	ND	ND
07/21/2008	5420897	8260	ND	ND	ND	ND	ND	ND	ND	ND	ND	ND	ND	ND
07/08/2009	5719628	8260	ND	ND	ND	ND	ND	ND	ND	ND	ND	ND	ND	ND
07/19/2010	6036144	8260	ND	ND	ND	ND	ND	ND	ND	ND	ND	ND	ND	ND
07/12/2011	6342642	8260	ND	ND	ND	ND	ND	ND	ND	ND	ND	ND	ND	ND

ND - Not detected, indicates parameter was analyzed for, but not detected at or above the reporting limit.

To address the NYSDEC concerns regarding the presentation and plotting of nondetected values, the data for 2001 to 2004 has been reevaluated and interpreted as follows:

- 1) Nondetected concentrations have been represented as ND for reporting purposes.
- 2) Total VOCs have been recalculated and represented as the sum of the detected parameters shown on this table.
- 3) The method change to 8260 was approved by the NYSDEC and changed in January 2005.

FORMER CARBORUNDUM FACILITY

WHEATFIELD, NEW YORK

Well Id: B-16M

Date	Lab Sample Id	Method	Carbon tetrachloride (ug/L)	Chloroform (ug/L)	1,1-Dichloroethane (ug/L)	1,1-Dichloroethene (ug/L)	Methylene chloride (ug/L)	Trans-1,2-dichloroethene (ug/L)	Cis-1,2-dichloroethene (ug/L)	1,1,1-Trichloroethane (ug/L)	Trichloroethylene (TCE) (ug/L)	Tetrachloroethylene (PCE) (ug/L)	Vinyl chloride (ug/L)	Total (ug/L)
07/17/2002	A2732702	8021	ND	ND	ND	ND	ND	ND	ND	ND	2.3	ND	ND	2.3
07/02/2003	A3639712	8021	ND	ND	ND	ND	ND	ND	ND	ND	4.7	ND	ND	4.7
07/02/2003	A3639712RE	8021	ND	ND	ND	ND	ND	ND	ND	ND	ND	ND	ND	
06/29/2004	A4614510	8021	ND	ND	ND	ND	ND	ND	ND	ND	ND	ND	ND	ND
07/08/2005	A5715205	8260/5ML	ND	ND	ND	ND	ND	ND	ND	ND	0.77 J	ND	ND	0.77
07/13/2006	6G14009-03	8260	ND	ND	ND	ND	ND	ND	ND	ND	ND	ND	ND	ND
07/18/2007	7G19011-07	8260	ND	ND	ND	ND	ND	ND	ND	ND	ND	ND	ND	ND
07/17/2008	5418429	8260	ND	ND	ND	ND	ND	ND	ND	ND	ND	ND	ND	ND
07/08/2009	5719617	8260	ND	ND	ND	ND	ND	ND	ND	ND	ND	ND	ND	ND
07/12/2010	6030553	8260	ND	ND	ND	ND	ND	ND	ND	ND	ND	ND	ND	ND
07/25/2011	6355558	8260	ND	ND	ND	ND	ND	ND	1.1 J	ND	ND	ND	ND	1.1

ND - Not detected, indicates parameter was analyzed for, but not detected at or above the reporting limit.

To address the NYSDEC concerns regarding the presentation and plotting of nondetected values, the data for 2001 to 2004 has been reevaluated and interpreted as follows:

- 1) Nondetected concentrations have been represented as ND for reporting purposes.
- 2) Total VOCs have been recalculated and represented as the sum of the detected parameters shown on this table.
- 3) The method change to 8260 was approved by the NYSDEC and changed in January 2005.

FORMER CARBORUNDUM FACILITY

WHEATFIELD, NEW YORK

Well Id: B-17M

Date	Lab Sample Id	Method	Carbon tetrachloride (ug/L)	Chloroform (ug/L)	1,1-Dichloro-ethane (ug/L)	1,1-Dichloro-ethene (ug/L)	Methylene chloride (ug/L)	Trans-1,2-dichloro-ethene (ug/L)	Cis-1,2-dichloro-ethene (ug/L)	1,1,1-Trichloro-ethane (ug/L)	Trichloro-ethylene (TCE) (ug/L)	Tetrachloro-ethylene (PCE) (ug/L)	Vinyl chloride (ug/L)	Total (ug/L)
01/13/2001	A1041308	8021	ND	ND	ND	ND	ND	ND	3100	ND	8000	ND	ND	11100
04/20/2001	A1366401	624	ND	ND	100 E	9.7	ND	30	1500 D	9.4	5300 D	3.6	6.1	6958.8
07/11/2001	A1648713	8021	ND	ND	ND	ND	180	ND	3700	ND	8400	ND	ND	12280
10/16/2001	A1A17410	8021	ND	ND	ND	ND	1000	ND	2600	ND	29000	ND	ND	32600
01/25/2002	A2081503	8021	ND	140	ND	ND	140	ND	4500	ND	2800	ND	91	7671
04/22/2002	A2391101	8021	ND	ND	ND	ND	76	ND	12000	ND	4300	ND	2100	18476
07/17/2002	A2732601	8021	ND	ND	ND	ND	160	ND	8600	ND	5500	ND	1800	16060
10/15/2002	A2A23603	8021	ND	ND	ND	ND	1000	ND	49000	ND	17000	ND	4300	71300
01/24/2003	A3075207	8021	ND	ND	ND	ND	190	ND	12000	ND	7100	ND	2600	21890
04/23/2003	A3376304	8021	ND	ND	ND	ND	ND	ND	12000	ND	4400	ND	1400	17800
07/22/2003	A3699406	8021	ND	ND	ND	ND	ND	ND	13000	ND	3800	ND	1100	17900
10/22/2003	A3A28302	8021	ND	ND	ND	ND	170	ND	20000	ND	2500	ND	2600	25270
01/21/2004	A4053403	8021	ND	ND	ND	ND	ND	ND	7800	ND	5600	ND	620	14020
04/28/2004	A4387504	8021	ND	ND	ND	ND	ND	ND	8100	ND	5300	ND	700	14100
07/09/2004	A4647102	8021	ND	ND	120	220	ND	ND	14000	ND	3500	ND	1600	19440
10/08/2004	A4994203	8021	ND	ND	ND	ND	ND	ND	7700	ND	3300	ND	640	11640
01/18/2005	A5051102	8260	ND	ND	100	52	ND	ND	9600	ND	7800	ND	1300	18852
04/19/2005	A5387401	8260	ND	ND	ND	ND	ND	ND	13000 E	ND	6900	ND	1300	21200
04/19/2005	A5387401DL	8260	ND	ND	ND	ND	ND	ND	12000 D	ND	6700 D	ND	1200 D	19900
07/21/2005	A5768404	8260/5ML	ND	ND	110	ND	ND	130	15000	ND	8600	ND	1500	25340
10/21/2005	A5B92803	8260	ND	ND	69	43	ND	60	3300 E	120 E	2900 E	0.98 J	850 E	7342.98
10/21/2005	A5B92803DL	8260	ND	ND	ND	ND	ND	ND	9500 D	140 D	8900 D	ND	1000 D	19540
01/26/2006	A6102401	8260	ND	ND	67	ND	ND	ND	4300	ND	8400	ND	470	13237
04/19/2006	6D20002-04RE1	8260	ND	ND	48	39	ND	60	9570 D	ND	7730 D	ND	1210	18657
07/18/2006	6G19003-05	8260	ND	ND	72	40	212 B	61	8250 D	34	8170 D	ND	1320	18159
10/09/2006	6J10002-09	8260	ND	ND	66	28	129	36	6730 D	175	12000 D	ND	798	19962
01/09/2007	7A10006-08	8260	ND	ND	ND	ND	227	ND	5190	ND	12800 D	ND	372	18589
04/12/2007	7D13007-03	8260	ND	ND	ND	ND	ND	ND	3100	ND	3100	ND	475	6675
07/16/2007	7G17015-01	8260	ND	ND	ND	ND	ND	ND	8490	ND	2940	ND	1510	12940
10/09/2007	7J10006-08	8260	ND	ND	ND	ND	277	ND	12300	ND	3150	ND	2540	18267
01/07/2008	8A08003-10	8260	ND	ND	129	ND	350	ND	4910	ND	3070	ND	718	9177
04/09/2008	8D10002-02	8260	ND	ND	184	ND	468	ND	5820	70	2530	ND	1020	10092
07/25/2008	5426027	8260	ND	ND	71	44 J	ND	45 J	8000	11 J	3800	ND	1300	13271
10/14/2008	5498684	8260	ND	ND	100	50 J	ND	52	11000	10 J	3900	ND	1500	16612
01/14/2009	5577592	8260	ND	ND	180	39	ND	34	5900	49	2800	5.8 J	910	9917.8
04/15/2009	5647720	8260	ND	ND	210	49 J	ND	35 J	6600	75	3900	9.4 J	750	11628.4
07/07/2009	5718470	8260	ND	ND	120	50	ND	62	14000	20 J	3700	ND	2200	20152

ND - Not detected, indicates parameter was analyzed for, but not detected at or above the reporting limit.

To address the NYSDEC concerns regarding the presentation and plotting of nondetected values, the data for 2001 to 2004 has been reevaluated and interpreted as follows:

- 1) Nondetected concentrations have been represented as ND for reporting purposes.
- 2) Total VOCs have been recalculated and represented as the sum of the detected parameters shown on this table.
- 3) The method change to 8260 was approved by the NYSDEC and changed in January 2005.

FORMER CARBORUNDUM FACILITY

WHEATFIELD, NEW YORK

Well Id: B-17M

Date	Lab Sample Id	Method	Carbon tetrachloride (ug/L)	Chloroform (ug/L)	1,1-Dichloroethane (ug/L)	1,1-Dichloroethene (ug/L)	Methylene chloride (ug/L)	Trans-1,2-dichloroethene (ug/L)	Cis-1,2-dichloroethene (ug/L)	1,1,1-Trichloroethane (ug/L)	Trichloroethylene (TCE) (ug/L)	Tetrachloroethylene (PCE) (ug/L)	Vinyl chloride (ug/L)	Total (ug/L)
10/07/2009	5800387	8260	ND	ND	84	52	ND	44	7500	12	4900	2.3 J	960	13554.3
01/20/2010	5888921	8260	ND	ND	220	39 J	ND	32 J	6300	67	3000	ND	620	10278
04/12/2010	5951990	8260	ND	ND	260	65	ND	39 J	7400	93	7900	14 J	820	16591
07/14/2010	6032688	8260	ND	ND	110	46 J	ND	53	14000	14 J	4300	ND	1700	20223
10/14/2010	6113376	8260	ND	ND	35 J	26 J	ND	27 J	8600	ND	4500	ND	940	14128
01/25/2011	6191890	8260	ND	ND	90	35 J	ND	42 J	7400	15 J	6100	ND	720	14402
04/19/2011	6263087	8260	ND	ND	36	29	ND	54	14000	21 J	5300	ND	1400	20840
07/13/2011	6343974	8260	ND	ND	150	47 J	ND	47 J	11000	32 J	6600	ND	1200	19076
10/12/2011	6435901	8260	ND	ND	52	32 J	ND	36 J	8500	ND	6800	ND	890	16310

ND - Not detected, indicates parameter was analyzed for, but not detected at or above the reporting limit.

To address the NYSDEC concerns regarding the presentation and plotting of nondetected values, the data for 2001 to 2004 has been reevaluated and interpreted as follows:

- 1) Nondetected concentrations have been represented as ND for reporting purposes.
- 2) Total VOCs have been recalculated and represented as the sum of the detected parameters shown on this table.
- 3) The method change to 8260 was approved by the NYSDEC and changed in January 2005.

FORMER CARBORUNDUM FACILITY

WHEATFIELD, NEW YORK

Well Id: B-18M

Date	Lab Sample Id	Method	Carbon tetrachloride (ug/L)	Chloroform (ug/L)	1,1-Dichloro-ethane (ug/L)	1,1-Dichloro-ethene (ug/L)	Methylene chloride (ug/L)	Trans-1,2-dichloro-ethene (ug/L)	Cis-1,2-dichloro-ethene (ug/L)	1,1,1-Trichloro-ethane (ug/L)	Trichloro-ethylene (TCE) (ug/L)	Tetrachloro-ethylene (PCE) (ug/L)	Vinyl chloride (ug/L)	Total (ug/L)
01/11/2001	A1035105	8021	ND	ND	2.2	ND	ND	1.2	12	1.6	ND	ND	13	30
04/19/2001	A1361313	624	ND	ND	0.38	ND	ND	ND	2.5	ND	0.24	ND	3.4	6.52
07/12/2001	A1663803	8021	ND	ND	1.9	ND	ND	0.51 J	12	0.47 J	0.56 J	ND	15	30.44
10/12/2001	A1A01001	8021	ND	ND	1	ND	ND	1	28	ND	0.71 J	ND	13	43.71
01/14/2002	A2039402	8021	ND	ND	0.73 J	ND	ND	2.4	61 D	ND	1.8	ND	17	82.93
04/08/2002	A2332602	8260	ND	ND	0.59 J	ND	ND	2.8	56	ND	1.7	ND	12	73.09
07/08/2002	A2695503	8021	ND	ND	ND	ND	ND	1.9	59	ND	ND	ND	22	82.9
10/02/2002	A2980603	8021	ND	ND	0.62 J	ND	ND	2.2	30	ND	0.82 J	ND	14	47.64
01/13/2003	A3038004	8021	ND	ND	0.62 J	ND	ND	1.4	18	ND	ND	ND	14	34.02
04/21/2003	A3370801	8021	ND	ND	0.44 J	ND	1.8 J	3.3	78	ND	4.9	ND	18	106.44
07/14/2003	A3670602	8021	ND	ND	ND	ND	ND	2.6	78	ND	ND	ND	12	92.6
10/15/2003	A3998705	8021	ND	ND	ND	ND	ND	ND	36	ND	ND	ND	19	55
01/07/2004	A4012302	8021	ND	ND	ND	ND	ND	5.7	120	ND	ND	ND	6.1	131.8
04/29/2004	A4402301	8021	ND	ND	ND	ND	ND	1.8	26	ND	ND	ND	16	43.8
07/14/2004	A4664201	8021	ND	ND	ND	ND	ND	2.4	13	ND	ND	ND	11	26.4
10/15/2004	A4A20701	8021	ND	ND	ND	ND	1.2	1.4	33	ND	ND	ND	9	44.6
01/12/2005	A5036402	8260	ND	ND	ND	ND	ND	2.9	45	ND	ND	ND	9	56.9
04/04/2005	A5307809	8260	ND	ND	ND	ND	ND	4.7	72	ND	ND	ND	11	87.7
07/15/2005	A5747001	8260	ND	ND	ND	ND	1.8 J	6.6	92 E	ND	ND	ND	32	132.4
07/15/2005	A5747001DL	8260	ND	ND	ND	ND	2.6 D	5.2 D	75 D	ND	ND	ND	26 D	108.8
07/14/2006	6G14010-03	8260	ND	ND	ND	ND	ND	2	23	ND	1	ND	9	35
07/05/2007	7G06018-01	8260	ND	ND	ND	ND	ND	1	27	ND	ND	ND	11	39
07/23/2008	5423260	8260	ND	ND	ND	ND	ND	1.1 J	26	ND	ND	ND	11	38.1
07/07/2009	5718468	8260	ND	ND	ND	ND	ND	ND	11	ND	ND	ND	5.5	16.5
07/15/2010	6033922	8260	ND	ND	ND	ND	ND	ND	6.5	ND	ND	ND	5.4	11.9
07/18/2011	6348765	8260	ND	ND	ND	ND	ND	ND	8.1	ND	ND	ND	4.6 J	12.7

ND - Not detected, indicates parameter was analyzed for, but not detected at or above the reporting limit.

To address the NYSDEC concerns regarding the presentation and plotting of nondetected values, the data for 2001 to 2004 has been reevaluated and interpreted as follows:

- 1) Nondetected concentrations have been represented as ND for reporting purposes.
- 2) Total VOCs have been recalculated and represented as the sum of the detected parameters shown on this table.
- 3) The method change to 8260 was approved by the NYSDEC and changed in January 2005.

FORMER CARBORUNDUM FACILITY

WHEATFIELD, NEW YORK

Well Id: B-19M

Date	Lab Sample Id	Method	Carbon tetrachloride (ug/L)	Chloroform (ug/L)	1,1-Dichloroethane (ug/L)	1,1-Dichloroethene (ug/L)	Methylene chloride (ug/L)	Trans-1,2-dichloroethene (ug/L)	Cis-1,2-dichloroethene (ug/L)	1,1,1-Trichloroethane (ug/L)	Trichloroethylene (TCE) (ug/L)	Tetrachloroethylene (PCE) (ug/L)	Vinyl chloride (ug/L)	Total (ug/L)
01/12/2001	A1035110	8021	ND	ND	1.4	ND	ND	ND	6.4	1.5	0.32 J	ND	1.4 J	11.02
04/19/2001	A1361309	624	ND	ND	ND	ND	ND	ND	1.3	ND	ND	ND	ND	1.3
07/12/2001	A1663806	8021	ND	ND	0.32 J	ND	ND	ND	5.5	0.27 J	0.95 J	ND	0.56 J	7.6
10/12/2001	A1A01005	8021	ND	ND	ND	ND	ND	ND	2.4	ND	0.25 J	ND	0.24 J	2.89
01/14/2002	A2039401	8021	ND	ND	0.25 J	ND	ND	ND	3.4	0.25 J	0.98 J	ND	1 J	5.88
04/08/2002	A2332601	8260	ND	ND	0.37 J	ND	ND	ND	3.4	0.22 J	0.37 J	0.24 J	0.35 J	4.95
07/08/2002	A2695501	8021	ND	ND	ND	ND	ND	ND	4.6	ND	ND	ND	ND	4.6
10/02/2002	A2980601	8021	ND	ND	0.32 J	ND	ND	ND	4.2	0.36 J	1.1 J	ND	0.43 J	6.41
01/13/2003	A3038002	8021	ND	ND	ND	ND	ND	ND	2.9	ND	1.4	ND	0.37 J	4.67
04/22/2003	A3376401	8021	ND	ND	0.31 J	ND	ND	ND	4.6	0.33 J	ND	ND	0.92 J	6.16
07/14/2003	A3670601	8021	ND	ND	0.24 J	ND	ND	ND	4.9	0.21 J	0.28 J	ND	0.51 J	6.14
10/15/2003	A3998704	8021	ND	ND	ND	ND	ND	ND	3.4	ND	ND	ND	ND	3.4
01/07/2004	A4012301	8021	ND	ND	ND	ND	ND	ND	2.4	ND	ND	ND	ND	2.4
04/27/2004	A4387401	8021	ND	ND	ND	ND	ND	ND	7.2	ND	ND	ND	ND	7.2
07/13/2004	A4664209	8021	ND	ND	ND	ND	ND	ND	5.4	ND	ND	ND	ND	5.4
10/13/2004	A4A09501	8021	ND	ND	ND	ND	ND	ND	11	0.57 J	ND	ND	1	12.57
01/12/2005	A5036401	8260	ND	ND	ND	ND	ND	ND	3.7	ND	0.41 J	ND	0.98 J	5.09
04/04/2005	A5307808	8260	ND	ND	ND	ND	ND	ND	3.7	ND	0.32 BJ	ND	0.75 J	4.77
07/21/2005	A5768301	8260/5ML	ND	ND	ND	ND	ND	ND	6.3	ND	ND	ND	1 J	7.3
10/20/2005	A5B91902	8260	ND	ND	ND	ND	ND	ND	4	ND	0.51 J	ND	0.92 J	5.43
01/24/2006	A6089112	8260	ND	ND	ND	ND	ND	ND	4.2	ND	0.56 J	ND	1.3 J	6.06
04/18/2006	6D19002-04	8260	ND	ND	ND	ND	2	ND	3	ND	ND	ND	ND	5
07/14/2006	6G14010-06	8260	ND	ND	ND	ND	8	ND	3	ND	ND	ND	ND	11
10/11/2006	6J12003-08	8260	ND	ND	ND	ND	ND	ND	5	ND	1	ND	ND	6
01/08/2007	7A09003-05	8260	ND	ND	ND	ND	ND	ND	3	ND	ND	ND	ND	3
04/12/2007	7D13007-02	8260	ND	ND	ND	ND	8	ND	4	ND	ND	ND	ND	12
07/10/2007	7G11015-05	8260	ND	ND	ND	ND	ND	ND	3	ND	4	ND	ND	7
10/09/2007	7J10006-03	8260	ND	ND	ND	ND	ND	ND	2	ND	16	ND	ND	18
01/07/2008	8A08003-05	8260	ND	ND	ND	ND	2	ND	3	ND	ND	ND	ND	5
04/10/2008	8D11008-02	8260	ND	ND	ND	ND	ND	ND	4	ND	ND	ND	ND	4
07/16/2008	5417449	8260	ND	ND	ND	ND	ND	ND	2.5 J	ND	ND	ND	ND	2.5
10/15/2008	5499969	8260	ND	ND	ND	ND	ND	ND	3.8 J	ND	2.2 J	ND	ND	6
01/14/2009	5577589	8260	ND	ND	ND	ND	ND	ND	2.6 J	ND	ND	ND	ND	2.6
04/14/2009	5646769	8260	ND	ND	ND	ND	ND	ND	3.5 J	ND	ND	ND	1.3 J	4.8
07/09/2009	5720693	8260	ND	ND	ND	ND	ND	ND	2.8 J	ND	ND	ND	ND	2.8
10/05/2009	5797964	8260	ND	ND	ND	ND	ND	ND	2.7 J	ND	ND	ND	ND	2.7
01/25/2010	5892344	8260	ND	ND	ND	ND	ND	ND	2.1 J	ND	ND	ND	ND	2.1

ND - Not detected, indicates parameter was analyzed for, but not detected at or above the reporting limit.

To address the NYSDEC concerns regarding the presentation and plotting of nondetected values, the data for 2001 to 2004 has been reevaluated and interpreted as follows:

- 1) Nondetected concentrations have been representing as ND for reporting purposes.
- 2) Total VOCs have been recalculated and represented as the sum of the detected parameters shown on this table.
- 3) The method change to 8260 was approved by the NYSDEC and changed in January 2005.

FORMER CARBORUNDUM FACILITY

WHEATFIELD, NEW YORK

Well Id: B-19M

Date	Lab Sample Id	Method	Carbon tetrachloride (ug/L)	Chloroform (ug/L)	1,1-Dichloroethane (ug/L)	1,1-Dichloroethene (ug/L)	Methylene chloride (ug/L)	Trans-1,2-dichloroethene (ug/L)	Cis-1,2-dichloroethene (ug/L)	1,1,1-Trichloroethane (ug/L)	Trichloroethylene (TCE) (ug/L)	Tetrachloroethylene (PCE) (ug/L)	Vinyl chloride (ug/L)	Total (ug/L)
04/13/2010	5953087	8260	ND	ND	ND	ND	ND	ND	2 J	ND	ND	ND	ND	2
07/14/2010	6032693	8260	ND	ND	ND	ND	ND	ND	2.8 J	ND	ND	ND	ND	2.8
10/14/2010	6113368	8260	ND	ND	ND	ND	ND	1.9 J	120	ND	25	ND	1.6 J	148.5
01/25/2011	6191896	8260	ND	ND	ND	ND	ND	ND	15	ND	1.9 J	ND	ND	16.9
04/18/2011	6261650	8260	ND	ND	ND	ND	ND	ND	2.4 J	ND	ND	ND	ND	2.4
07/12/2011	6342653	8260	ND	ND	ND	ND	ND	ND	2.8 J	ND	ND	ND	ND	2.8
10/11/2011	6434703	8260	ND	ND	ND	ND	ND	ND	3.7 J	ND	ND	ND	1.1 J	4.8

ND - Not detected, indicates parameter was analyzed for, but not detected at or above the reporting limit.

To address the NYSDEC concerns regarding the presentation and plotting of nondetected values, the data for 2001 to 2004 has been reevaluated and interpreted as follows:

- 1) Nondetected concentrations have been represented as ND for reporting purposes.
- 2) Total VOCs have been recalculated and represented as the sum of the detected parameters shown on this table.
- 3) The method change to 8260 was approved by the NYSDEC and changed in January 2005.

FORMER CARBORUNDUM FACILITY

WHEATFIELD, NEW YORK

Well Id: B-20M

Date	Lab Sample Id	Method	Carbon tetrachloride (ug/L)	Chloroform (ug/L)	1,1-Dichloro-ethane (ug/L)	1,1-Dichloro-ethene (ug/L)	Methylene chloride (ug/L)	Trans-1,2-dichloro-ethene (ug/L)	Cis-1,2-dichloro-ethene (ug/L)	1,1,1-Trichloro-ethane (ug/L)	Trichloro-ethylene (TCE) (ug/L)	Tetrachloro-ethylene (PCE) (ug/L)	Vinyl chloride (ug/L)	Total (ug/L)
01/16/2001	A1043906	8021	ND	ND	ND	ND	ND	ND	ND	ND	ND	ND	ND	ND
04/16/2001	A1345807	624	ND	ND	ND	ND	ND	ND	ND	ND	ND	ND	ND	ND
07/13/2001	A1663809	8021	ND	ND	ND	ND	ND	ND	ND	ND	ND	ND	ND	ND
10/10/2001	A1994703	8021	ND	ND	ND	ND	ND	ND	ND	ND	ND	ND	ND	ND
01/17/2002	A2058502	8021	ND	ND	ND	ND	ND	ND	ND	ND	ND	ND	ND	ND
04/09/2002	A2332612	8260	ND	ND	ND	ND	ND	ND	ND	ND	ND	ND	ND	ND
07/09/2002	A2695510	8021	ND	ND	ND	ND	ND	ND	ND	ND	ND	ND	ND	ND
10/03/2002	A2980611	8021	ND	ND	ND	ND	ND	ND	ND	ND	ND	ND	ND	ND
01/15/2003	A3043008	8021	ND	ND	ND	ND	ND	ND	ND	ND	ND	ND	ND	ND
04/14/2003	A3347502	8021	ND	ND	ND	ND	ND	ND	ND	ND	ND	ND	ND	ND
07/15/2003	A3670608	8021	ND	ND	ND	ND	ND	ND	ND	ND	ND	ND	ND	ND
10/16/2003	A3A08901	8021	ND	ND	ND	ND	ND	ND	ND	ND	ND	ND	ND	ND
04/20/2004	A4356904	8021	ND	ND	ND	ND	ND	ND	ND	ND	ND	ND	ND	ND
07/20/2004	A4682902	8021	ND	ND	ND	ND	ND	ND	ND	ND	ND	ND	ND	ND
10/21/2004	A4A47806	8021	ND	ND	ND	ND	ND	ND	ND	ND	ND	ND	ND	ND
01/17/2005	A5043904	8260	ND	ND	ND	ND	ND	ND	ND	ND	1.5	ND	ND	1.5
04/22/2005	A5402101	8260	ND	ND	ND	ND	ND	ND	ND	ND	ND	ND	ND	ND
07/22/2005	A5778401	8260/5ML	ND	ND	ND	ND	ND	ND	ND	ND	ND	ND	ND	ND
07/18/2006	6G19003-10RE1	8260	ND	ND	ND	ND	6 B	ND	ND	ND	ND	ND	ND	6
07/11/2007	7G12003-09	8260	ND	ND	ND	ND	ND	ND	ND	ND	ND	ND	ND	ND
07/22/2008	5422165	8260	ND	ND	ND	ND	ND	ND	ND	ND	ND	ND	ND	ND
07/09/2009	5720683	8260	ND	ND	ND	ND	ND	ND	ND	ND	ND	ND	ND	ND
07/20/2010	6038211	8260	ND	ND	ND	ND	ND	ND	ND	ND	ND	ND	ND	ND
07/21/2011	6353675	8260	ND	ND	ND	ND	ND	ND	ND	ND	ND	ND	ND	ND

ND - Not detected, indicates parameter was analyzed for, but not detected at or above the reporting limit.

To address the NYSDEC concerns regarding the presentation and plotting of nondetected values, the data for 2001 to 2004 has been reevaluated and interpreted as follows:

- 1) Nondetected concentrations have been represented as ND for reporting purposes.
- 2) Total VOCs have been recalculated and represented as the sum of the detected parameters shown on this table.
- 3) The method change to 8260 was approved by the NYSDEC and changed in January 2005.

FORMER CARBORUNDUM FACILITY

WHEATFIELD, NEW YORK

Well Id: B-21M

Date	Lab Sample Id	Method	Carbon tetrachloride (ug/L)	Chloroform (ug/L)	1,1-Dichloroethane (ug/L)	1,1-Dichloroethene (ug/L)	Methylene chloride (ug/L)	Trans-1,2-dichloroethene (ug/L)	Cis-1,2-dichloroethene (ug/L)	1,1,1-Trichloroethane (ug/L)	Trichloroethylene (TCE) (ug/L)	Tetrachloroethylene (PCE) (ug/L)	Vinyl chloride (ug/L)	Total (ug/L)
04/23/2001	A1375208	8021	ND	ND	ND	ND	ND	ND	ND	ND	ND	ND	ND	ND
10/17/2001	A1A23304	8021	ND	ND	ND	ND	ND	ND	ND	ND	ND	ND	ND	ND
01/17/2002	A2058505	8021	ND	ND	ND	ND	ND	ND	ND	ND	ND	ND	ND	ND
04/10/2002	A2347901	8260	ND	ND	ND	ND	ND	ND	ND	ND	ND	ND	ND	ND
07/09/2002	A2695511	8021	ND	ND	ND	ND	ND	ND	ND	ND	ND	ND	ND	ND
01/16/2003	A3056001	8021	ND	ND	ND	ND	ND	ND	ND	ND	ND	ND	ND	ND
04/15/2003	A3356602	8021	ND	ND	ND	ND	ND	ND	ND	ND	ND	ND	ND	ND
07/15/2003	A3670607	8021	ND	ND	ND	ND	ND	ND	ND	ND	ND	ND	ND	ND
10/15/2003	A3998706	8021	ND	ND	ND	ND	ND	ND	ND	ND	ND	ND	ND	ND
01/08/2004	A4026305	8021	ND	ND	ND	ND	ND	ND	ND	ND	ND	ND	ND	ND
04/30/2004	A4402302	8021	ND	ND	ND	ND	ND	ND	ND	ND	ND	ND	ND	ND
07/15/2004	A4674102	8021	ND	ND	ND	ND	ND	ND	ND	ND	ND	ND	ND	ND
07/15/2004	A4674102	8260	ND	ND	ND	ND	ND	ND	ND	ND	ND	ND	ND	ND
10/18/2004	A4A27801	8021	ND	ND	ND	ND	ND	ND	ND	ND	1.7	ND	ND	1.7
01/14/2005	A5038301	8260	ND	ND	ND	ND	ND	ND	ND	ND	2.5	ND	ND	2.5
04/22/2005	A5402104	8260	ND	ND	ND	ND	ND	ND	ND	ND	ND	ND	ND	ND
07/25/2005	A5790301	8260/5ML	ND	ND	ND	ND	ND	ND	ND	ND	ND	ND	ND	ND
10/21/2005	A5B92301	8260	ND	ND	ND	ND	ND	ND	ND	ND	ND	ND	ND	ND
01/24/2006	A6089101	8260	ND	ND	ND	ND	ND	ND	ND	ND	ND	ND	ND	ND
04/13/2006	6D14002-03	8260	ND	ND	ND	ND	ND	ND	ND	ND	ND	ND	ND	ND
07/17/2006	6G18004-03	8260	ND	ND	ND	ND	ND	ND	ND	ND	ND	ND	ND	ND
10/10/2006	6J11002-07	8260	ND	ND	ND	ND	ND	ND	ND	ND	1	ND	ND	1
01/11/2007	7A12004-01	8260	ND	ND	ND	ND	ND	ND	ND	ND	ND	ND	ND	ND
04/05/2007	7D06002-01	8260	ND	ND	ND	ND	ND	ND	ND	ND	ND	ND	ND	ND
07/18/2007	7G19011-03	8260	ND	ND	ND	ND	ND	ND	ND	ND	ND	ND	ND	ND
10/11/2007	7J12012-01	8260	ND	ND	ND	ND	ND	ND	ND	ND	ND	ND	ND	ND
01/09/2008	8A10002-02	8260	ND	ND	ND	ND	2	ND	ND	ND	ND	ND	ND	2
04/07/2008	8D08002-02	8260	ND	ND	ND	ND	10 B	ND	ND	ND	ND	ND	ND	10
07/21/2008	5420899	8260	ND	ND	ND	ND	ND	ND	ND	ND	ND	ND	ND	ND
10/15/2008	5499966	8260	ND	ND	ND	ND	ND	ND	ND	ND	ND	ND	ND	ND
01/13/2009	5576506	8260	ND	ND	ND	ND	ND	ND	ND	ND	ND	ND	ND	ND
04/20/2009	5651170	8260	ND	ND	ND	ND	ND	ND	ND	ND	ND	ND	ND	ND
07/13/2009	5722289	8260	ND	ND	ND	ND	ND	ND	ND	ND	ND	ND	ND	ND
10/06/2009	5799017	8260	ND	ND	ND	ND	ND	ND	ND	ND	ND	ND	ND	ND
01/26/2010	5893229	8260	ND	ND	ND	ND	ND	ND	ND	ND	ND	ND	ND	ND
04/07/2010	5948416	8260	ND	ND	ND	ND	ND	ND	ND	ND	ND	ND	ND	ND
07/15/2010	6033914	8260	ND	ND	ND	ND	ND	ND	ND	ND	ND	ND	ND	ND

ND - Not detected, indicates parameter was analyzed for, but not detected at or above the reporting limit.

To address the NYSDEC concerns regarding the presentation and plotting of nondetected values, the data for 2001 to 2004 has been reevaluated and interpreted as follows:

- 1) Nondetected concentrations have been represented as ND for reporting purposes.
- 2) Total VOCs have been recalculated and represented as the sum of the detected parameters shown on this table.
- 3) The method change to 8260 was approved by the NYSDEC and changed in January 2005.

FORMER CARBORUNDUM FACILITY

WHEATFIELD, NEW YORK

Well Id: B-21M

Date	Lab Sample Id	Method	Carbon tetrachloride (ug/L)	Chloroform (ug/L)	1,1-Dichloroethane (ug/L)	1,1-Dichloroethene (ug/L)	Methylene chloride (ug/L)	Trans-1,2-dichloroethene (ug/L)	Cis-1,2-dichloroethene (ug/L)	1,1,1-Trichloroethane (ug/L)	Trichloroethylene (TCE) (ug/L)	Tetrachloroethylene (PCE) (ug/L)	Vinyl chloride (ug/L)	Total (ug/L)
10/19/2010	6116884	8260	ND	ND	ND	ND	ND	ND	ND	ND	ND	ND	ND	ND
01/27/2011	6194102	8260	ND	ND	ND	ND	ND	ND	ND	ND	ND	ND	ND	ND
04/13/2011	6258133	8260	ND	ND	ND	ND	ND	ND	ND	ND	ND	ND	ND	ND
07/25/2011	6355562	8260	ND	ND	ND	ND	ND	ND	ND	ND	ND	ND	ND	ND
10/10/2011	6433660	8260	ND	ND	ND	ND	ND	ND	ND	ND	ND	ND	ND	ND

ND - Not detected, indicates parameter was analyzed for, but not detected at or above the reporting limit.

To address the NYSDEC concerns regarding the presentation and plotting of nondetected values, the data for 2001 to 2004 has been reevaluated and interpreted as follows:

- 1) Nondetected concentrations have been represented as ND for reporting purposes.
- 2) Total VOCs have been recalculated and represented as the sum of the detected parameters shown on this table.
- 3) The method change to 8260 was approved by the NYSDEC and changed in January 2005.

FORMER CARBORUNDUM FACILITY

WHEATFIELD, NEW YORK

Well Id: B-22M

Date	Lab Sample Id	Method	Carbon tetrachloride (ug/L)	Chloroform (ug/L)	1,1-Dichloro-ethane (ug/L)	1,1-Dichloro-ethene (ug/L)	Methylene chloride (ug/L)	Trans-1,2-dichloro-ethene (ug/L)	Cis-1,2-dichloro-ethene (ug/L)	1,1,1-Trichloro-ethane (ug/L)	Trichloro-ethylene (TCE) (ug/L)	Tetrachloro-ethylene (PCE) (ug/L)	Vinyl chloride (ug/L)	Total (ug/L)
01/11/2001	A1035101	8021	ND	1.3	ND	ND	4.2	ND	110	ND	4.4	ND	9.6	129.5
04/23/2001	A1375207	8021	ND	ND	ND	ND	ND	ND	510	ND	50	ND	ND	560
07/18/2001	A1682908	8021	ND	ND	ND	ND	2.5	1	130	ND	13	ND	7	153.5
10/17/2001	A1A23305	8021	ND	ND	ND	ND	ND	1.5	230	ND	13	ND	36	280.5
01/23/2002	A2076701	8021	ND	ND	7.6	4.6	2.1 J	21	1400 D	ND	110 D	ND	9.6	1554.9
04/18/2002	A2378801	8021	ND	ND	ND	ND	0.8 J	ND	130	ND	9.2	ND	36	176
07/15/2002	A2722901	8021	ND	ND	ND	ND	2.2 J	1.4	91	ND	4.9	ND	8.1	107.6
10/15/2002	A2A23601	8021	ND	ND	ND	ND	ND	ND	79	ND	6.2	ND	13	98.2
01/22/2003	A3068901	8021	ND	ND	ND	ND	ND	0.94 J	80	ND	3.2	ND	12	96.14
04/24/2003	A3389602	8021	ND	ND	ND	ND	1.6 J	ND	130	ND	13	ND	30	174.6
07/17/2003	A3683901	8021	ND	ND	ND	ND	ND	ND	140	ND	5	ND	13	158
10/21/2003	A3A21902	8021	ND	ND	ND	ND	ND	ND	160	ND	5.7	ND	2.3	168
04/30/2004	A4402503	8021	ND	ND	ND	ND	ND	ND	99	ND	ND	ND	40	139
07/15/2004	A4674303	8260	ND	ND	ND	ND	4.3	ND	130	ND	23	ND	ND	157.3
07/15/2004	A4674303	8021	ND	ND	2.2	ND	ND	3.9 E	170 E	ND	24	ND	10 E	210.1
10/18/2004	A4A27701	8021	ND	ND	ND	ND	ND	ND	90	ND	13	ND	ND	103
01/20/2005	A5057501	8260	ND	ND	2.8	1.6	ND	16	300 E	0.34 J	110 E	ND	2.2	432.94
01/20/2005	A5057501DL	8260					33 D	9.4 D	340 D		56 D			438.4
04/26/2005	A5414404	8260	ND	ND	ND	ND	ND	7	250	ND	33	ND	ND	290
07/25/2005	A5790401	8260/5ML	ND	ND	ND	ND	ND	1.6	110	ND	14	ND	7.8	133.4
10/21/2005	A5B92801	8260	ND	ND	ND	ND	ND	0.61 J	36	ND	3.9	ND	1.2 J	41.71
01/24/2006	A6089102	8260	ND	ND	2.9	1.4	ND	15	480 E	ND	90	ND	3.1	592.4
01/24/2006	A6089102DL	8260	ND	ND	ND	ND	ND	15 D	460 D	ND	93 D	ND	ND	568
04/19/2006	6D20002-01	8260	ND	ND	ND	ND	ND	1	61	ND	17	ND	14	93
07/17/2006	6G18004-05	8260	ND	ND	ND	ND	ND	ND	29	ND	5	ND	2	36
10/10/2006	6J11002-08	8260	ND	ND	ND	ND	ND	1	66	ND	10	ND	4	81
01/11/2007	7A12004-02	8260	ND	ND	3	ND	ND	14	370 D	ND	89	ND	ND	476
04/19/2007	7D20005-01	8260	ND	ND	ND	ND	ND	5	136	ND	35	ND	5	181
07/18/2007	7G19011-02	8260	ND	ND	ND	ND	ND	ND	26	ND	5	ND	ND	31
10/11/2007	7J12012-03	8260	ND	ND	ND	ND	ND	ND	24	ND	4	ND	ND	28
01/09/2008	8A10002-01	8260	ND	ND	ND	ND	ND	ND	17	ND	3	ND	3	23
04/08/2008	8D09003-07	8260	ND	ND	2	1	6	10	301 D	ND	95	ND	2	417
07/21/2008	5420900	8260	ND	ND	ND	ND	ND	ND	24	ND	4.9 J	ND	1.2 J	30.1
10/15/2008	5499967	8260	ND	ND	ND	ND	ND	ND	29	ND	4.1 J	ND	ND	33.1
01/13/2009	5576505	8260	ND	ND	3.1 J	2 J	ND	14	460	ND	120	ND	1 J	600.1
04/20/2009	5651167	8260	ND	ND	ND	ND	ND	3.8 J	150	ND	39	ND	9.9	202.7
07/13/2009	5722290	8260	ND	ND	ND	ND	ND	ND	27	ND	4.8 J	ND	1.6 J	33.4

ND - Not detected, indicates parameter was analyzed for, but not detected at or above the reporting limit.

To address the NYSDEC concerns regarding the presentation and plotting of nondetected values, the data for 2001 to 2004 has been reevaluated and interpreted as follows:

- 1) Nondetected concentrations have been represented as ND for reporting purposes.
- 2) Total VOCs have been recalculated and represented as the sum of the detected parameters shown on this table.
- 3) The method change to 8260 was approved by the NYSDEC and changed in January 2005.

FORMER CARBORUNDUM FACILITY

WHEATFIELD, NEW YORK

Well Id: B-22M

Date	Lab Sample Id	Method	Carbon tetrachloride (ug/L)	Chloroform (ug/L)	1,1-Dichloroethane (ug/L)	1,1-Dichloroethene (ug/L)	Methylene chloride (ug/L)	Trans-1,2-dichloroethene (ug/L)	Cis-1,2-dichloroethene (ug/L)	1,1,1-Trichloroethane (ug/L)	Trichloroethylene (TCE) (ug/L)	Tetrachloroethylene (PCE) (ug/L)	Vinyl chloride (ug/L)	Total (ug/L)
10/06/2009	5799012	8260	ND	ND	ND	ND	ND	1.5 J	70	ND	15	ND	1.1 J	87.6
01/26/2010	5893228	8260	ND	ND	ND	ND	ND	4.8 J	120	ND	44	ND	ND	168.8
04/19/2010	5957668	8260	ND	ND	ND	ND	ND	3.8 J	110	ND	30	ND	ND	143.8
07/15/2010	6033915	8260	ND	ND	ND	ND	ND	ND	38	ND	7.2	ND	ND	45.2
10/19/2010	6116887	8260	ND	ND	ND	ND	ND	ND	27	ND	6.7	ND	1.9 J	35.6
01/27/2011	6194103	8260	ND	ND	ND	ND	ND	1.3 J	64	ND	15	ND	1.3 J	81.6
04/14/2011	6259038	8260	ND	ND	2.5 J	1 J	ND	7.7	280	ND	97	ND	ND	388.2
07/25/2011	6355561	8260	ND	ND	ND	ND	ND	2.3 J	93	ND	26	ND	1.3 J	122.6
10/10/2011	6433661	8260	ND	ND	ND	ND	ND	0.89 J	43	ND	8.5	ND	1.9 J	54.29

ND - Not detected, indicates parameter was analyzed for, but not detected at or above the reporting limit.

To address the NYSDEC concerns regarding the presentation and plotting of nondetected values, the data for 2001 to 2004 has been reevaluated and interpreted as follows:

- 1) Nondetected concentrations have been represented as ND for reporting purposes.
- 2) Total VOCs have been recalculated and represented as the sum of the detected parameters shown on this table.
- 3) The method change to 8260 was approved by the NYSDEC and changed in January 2005.

FORMER CARBORUNDUM FACILITY

WHEATFIELD, NEW YORK

Well Id: B-23M

Date	Lab Sample Id	Method	Carbon tetrachloride (ug/L)	Chloroform (ug/L)	1,1-Dichloro-ethane (ug/L)	1,1-Dichloro-ethene (ug/L)	Methylene chloride (ug/L)	Trans-1,2-dichloro-ethene (ug/L)	Cis-1,2-dichloro-ethene (ug/L)	1,1,1-Trichloro-ethane (ug/L)	Trichloro-ethylene (TCE) (ug/L)	Tetrachloro-ethylene (PCE) (ug/L)	Vinyl chloride (ug/L)	Total (ug/L)
01/16/2001	A1043902	8021	ND	3.6	ND	ND	1.9 J	6.4	210	ND	13	ND	15	249.9
04/16/2001	A1345805	624	ND	ND	ND	ND	ND	7	150 D	ND	52	ND	ND	209
07/16/2001	A1674115	8021	ND	4.9	ND	ND	2.8	5.5	230	ND	23	ND	8.5	274.7
10/18/2001	A1A23310	8021	ND	ND	ND	ND	3.5	ND	280	ND	11	ND	ND	294.5
01/23/2002	A2076703	8021	ND	7.4	ND	ND	4.2	5	310	ND	39	ND	6.8	372.4
04/18/2002	A2378802	8021	ND	ND	ND	ND	ND	ND	350	ND	ND	ND	22	372
07/15/2002	A2722903	8021	ND	ND	ND	ND	6	3.3	410	ND	4.3	ND	20	443.6
10/09/2002	A2A07510	8021	ND	ND	ND	ND	ND	ND	300	ND	18	ND	17	335
01/22/2003	A3068902	8021	ND	2.7	ND	ND	ND	4.8	140	ND	45	ND	ND	192.5
04/21/2003	A3370901	8021	ND	ND	ND	ND	12	2.1	320	ND	ND	ND	17	351.1
07/21/2003	A3699401	8021	ND	ND	ND	ND	ND	2	370	ND	2.7	ND	15	389.7
10/20/2003	A3A13901	8021	ND	ND	ND	ND	ND	ND	320	ND	3.8	ND	15	338.8
01/29/2004	A4077603	8021	ND	ND	ND	ND	ND	3	320	ND	74	ND	9.1	406.1
04/23/2004	A4373101	8021	ND	ND	ND	ND	ND	ND	400	ND	ND	ND	28	428
07/21/2004	A4687101	8260	ND	ND	ND	ND	10	ND	340	ND	9.9	ND	ND	359.9
10/20/2004	A4A32301	8021	ND	ND	ND	ND	ND	ND	230	ND	7.1	ND	12	249.1
01/13/2005	A5036108	8260	ND	ND	ND	ND	ND	ND	360	ND	53	ND	5.9	418.9
04/19/2005	A5387405	8260	ND	ND	ND	ND	ND	ND	380	ND	32	ND	21	433
07/18/2005	A5753801	8260/5ML	ND	ND	ND	ND	ND	ND	360	ND	ND	ND	32	392
10/20/2005	A5B92001	8260	ND	ND	1.7	1.2	ND	1.8	380 E	ND	3	ND	61	448.7
10/20/2005	A5B92001DL	8260	ND	ND	ND	ND	9.2 BD	ND	370 D	ND	ND	ND	50 D	429.2
01/23/2006	A6084701	8260	ND	ND	ND	ND	ND	3	300	ND	96	ND	9.3	408.3
04/21/2006	6D21017-01	8260	ND	ND	1	ND	ND	1	272 D	ND	9	ND	17	300
07/20/2006	6G21005-05	8260	ND	ND	ND	ND	25	ND	309	ND	ND	ND	39	373
10/10/2006	6J11002-02RE1	8260	ND	ND	1	ND	ND	2	243 D	ND	10	ND	28	284
01/08/2007	7A09003-01	8260	ND	ND	ND	ND	ND	ND	238	ND	182	ND	ND	420
04/18/2007	7D19009-01	8260	ND	ND	2	ND	ND	2	239 D	ND	41	ND	17	301
07/11/2007	7G12003-01	8260	ND	ND	ND	ND	ND	ND	178	ND	8	ND	24	210
10/10/2007	7J11002-03	8260	ND	ND	1	ND	ND	ND	272 D	ND	2	ND	34	309
01/08/2008	8A09005-04	8260	ND	ND	ND	ND	ND	4	171	ND	71	ND	11	257
04/09/2008	8D10002-04	8260	ND	ND	2	1	2	2	292 D	ND	21	ND	24	344
07/25/2008	5426028	8260	ND	ND	1.1 J	ND	ND	0.87 J	270	ND	1.8 J	ND	58	331.77
10/17/2008	5502673	8260	ND	ND	1.2 J	ND	ND	0.9 J	280	ND	1.5 J	ND	37	320.6
01/13/2009	5576509	8260	ND	ND	2.2 J	0.96 J	ND	2.3 J	270	ND	53	ND	17	345.46
04/13/2009	5647710	8260	ND	ND	1.4 J	ND	ND	1.6 J	260	ND	21	ND	11	295
07/14/2009	5723623	8260	ND	ND	1.2 J	ND	ND	0.93 J	290	ND	2.8 J	ND	33	327.93
10/05/2009	5797962	8260	ND	ND	1.1 J	ND	ND	0.93 J	260	ND	4.8 J	ND	29	295.83

ND - Not detected, indicates parameter was analyzed for, but not detected at or above the reporting limit.

To address the NYSDEC concerns regarding the presentation and plotting of nondetected values, the data for 2001 to 2004 has been reevaluated and interpreted as follows:

- 1) Nondetected concentrations have been represented as ND for reporting purposes.
- 2) Total VOCs have been recalculated and represented as the sum of the detected parameters shown on this table.
- 3) The method change to 8260 was approved by the NYSDEC and changed in January 2005.

FORMER CARBORUNDUM FACILITY

WHEATFIELD, NEW YORK

Well Id: B-23M

Date	Lab Sample Id	Method	Carbon tetrachloride (ug/L)	Chloroform (ug/L)	1,1-Dichloroethane (ug/L)	1,1-Dichloroethene (ug/L)	Methylene chloride (ug/L)	Trans-1,2-dichloroethene (ug/L)	Cis-1,2-dichloroethene (ug/L)	1,1,1-Trichloroethane (ug/L)	Trichloroethylene (TCE) (ug/L)	Tetrachloroethylene (PCE) (ug/L)	Vinyl chloride (ug/L)	Total (ug/L)
01/21/2010	5889953	8260	ND	ND	2.4 J	0.87 J	ND	2.5 J	240	1.8 J	110	ND	9.7	367.27
04/19/2010	5957669	8260	ND	ND	1.7 J	0.91 J	ND	1.3 J	280	ND	22	ND	28	333.91
07/13/2010	6031621	8260	ND	ND	1.3 J	ND	ND	0.95 J	270	ND	8.2	ND	40	320.45
10/18/2010	6115537	8260	ND	ND	ND	ND	ND	0.93 J	270	ND	1.2 J	ND	33	305.13
01/26/2011	6192948	8260	ND	ND	2.6 J	ND	ND	3.5 J	170	1.4 J	120	ND	1.7 J	299.2
04/21/2011	6266004	8260	ND	ND	1.1 J	0.83 J	ND	1 J	280	ND	ND	ND	17	299.93
07/21/2011	6353678	8260	ND	ND	1.1 J	ND	ND	0.86 J	260	ND	3.7 J	ND	28	293.66
10/13/2011	6437681	8260	ND	ND	1.1 J	ND	ND	1.0 J	240	ND	10	ND	27	279.1

ND - Not detected, indicates parameter was analyzed for, but not detected at or above the reporting limit.

To address the NYSDEC concerns regarding the presentation and plotting of nondetected values, the data for 2001 to 2004 has been reevaluated and interpreted as follows:

- 1) Nondetected concentrations have been represented as ND for reporting purposes.
- 2) Total VOCs have been recalculated and represented as the sum of the detected parameters shown on this table.
- 3) The method change to 8260 was approved by the NYSDEC and changed in January 2005.

FORMER CARBORUNDUM FACILITY

WHEATFIELD, NEW YORK

Well Id: B-24M

Date	Lab Sample Id	Method	Carbon tetrachloride (ug/L)	Chloroform (ug/L)	1,1-Dichloro-ethane (ug/L)	1,1-Dichloro-ethene (ug/L)	Methylene chloride (ug/L)	Trans-1,2-dichloro-ethene (ug/L)	Cis-1,2-dichloro-ethene (ug/L)	1,1,1-Trichloro-ethane (ug/L)	Trichloro-ethylene (TCE) (ug/L)	Tetrachloro-ethylene (PCE) (ug/L)	Vinyl chloride (ug/L)	Total (ug/L)
01/17/2001	A1052406	8021	ND	ND	ND	ND	ND	ND	ND	ND	0.3 J	ND	ND	0.3
04/16/2001	A1345804	624	ND	ND	ND	ND	ND	ND	ND	ND	1.9	ND	ND	1.9
07/16/2001	A1674112	8021	ND	ND	ND	ND	ND	ND	ND	ND	ND	ND	ND	ND
10/18/2001	A1A23309	8021	ND	ND	ND	ND	ND	ND	ND	ND	15	ND	ND	15
01/22/2002	A2066009	8021	ND	ND	ND	ND	ND	ND	1.1	ND	3.6	ND	ND	4.7
04/17/2002	A2378402	8021	ND	ND	ND	ND	ND	ND	1.8	ND	5.9	ND	ND	7.7
07/12/2002	A2713902	8021	ND	ND	ND	ND	ND	ND	1.5	ND	4.7	ND	ND	6.2
10/09/2002	A2A07702	8021	ND	ND	ND	ND	ND	ND	ND	ND	ND	ND	ND	ND
01/20/2003	A3060801	8021	ND	ND	ND	ND	ND	ND	0.27 J	ND	1.9	ND	ND	2.17
04/09/2003	A3329507	8021	ND	ND	ND	ND	ND	ND	1.2	ND	6.5	ND	ND	7.7
07/08/2003	A3649105	8021	ND	ND	ND	ND	ND	ND	1.1	ND	3.3	ND	ND	4.4
10/13/2003	A3991402	8021	ND	ND	ND	ND	ND	ND	ND	ND	ND	ND	ND	ND
04/20/2004	A4356801	8021	ND	ND	ND	ND	ND	ND	1.2	ND	3.7	ND	ND	4.9
07/13/2004	A4664001	8021	ND	ND	ND	ND	ND	ND	1.4	ND	4	ND	ND	5.4
10/20/2004	A4A32402	8021	ND	ND	ND	ND	ND	ND	1.3	ND	4	ND	ND	5.3
01/12/2005	A5036204	8260	ND	ND	ND	ND	ND	ND	0.79 J	ND	4.1	ND	ND	4.89
04/06/2005	A5317804	8260	ND	ND	ND	ND	ND	ND	0.63 J	ND	3.4	ND	ND	4.03
07/12/2005	A5733203	8260/5ML	ND	ND	ND	ND	ND	ND	0.97 J	ND	3.5	ND	ND	4.47
10/05/2005	A5B10601	8260	ND	ND	ND	ND	ND	ND	ND	ND	1.5	ND	ND	1.5
01/23/2006	A6084702	8260	ND	ND	ND	ND	ND	ND	1.6	ND	3.8	ND	ND	5.4
04/12/2006	6D13005-06	8260	ND	ND	ND	ND	ND	ND	1	ND	3	ND	ND	4
07/19/2006	6G20004-06	8260	ND	ND	ND	ND	ND	ND	ND	ND	3	ND	ND	3
10/10/2006	6J11002-03	8260	ND	ND	ND	ND	ND	ND	1	ND	2	ND	ND	3
01/08/2007	7A09003-02	8260	ND	ND	ND	ND	ND	ND	1	ND	3	ND	ND	4
04/04/2007	7D05011-02	8260	ND	ND	ND	ND	3	ND	1	ND	3	ND	ND	7
07/11/2007	7G12003-03	8260	ND	ND	ND	ND	ND	ND	ND	ND	3	ND	ND	3
10/10/2007	7J11002-05	8260	ND	ND	ND	ND	ND	ND	ND	ND	1	ND	ND	1
01/08/2008	8A09005-05	8260	ND	ND	ND	ND	ND	ND	6	ND	12	ND	ND	18
04/07/2008	8D08002-05	8260	ND	ND	ND	ND	ND	ND	1	ND	4	ND	ND	5
07/28/2008	5426821	8260	ND	ND	ND	ND	ND	ND	ND	ND	1.2 J	ND	ND	1.2
10/17/2008	5502674	8260	ND	ND	ND	ND	ND	ND	ND	ND	4.3 J	ND	ND	4.3
01/13/2009	5576514	8260	ND	ND	ND	ND	ND	ND	1.1 J	ND	4.2 J	ND	ND	5.3
04/13/2009	5647711	8260	ND	ND	ND	ND	ND	ND	0.99 J	ND	3.2 J	ND	ND	4.19
07/15/2009	5724678	8260	ND	ND	ND	ND	ND	ND	ND	ND	1.2 J	ND	ND	1.2
10/05/2009	5797963	8260	ND	ND	ND	ND	ND	ND	ND	ND	2.3 J	ND	ND	2.3
01/21/2010	5889950	8260	ND	ND	ND	ND	ND	ND	0.95 J	ND	2.6 J	ND	ND	3.55
04/06/2010	5946905	8260	ND	ND	ND	ND	ND	ND	ND	ND	2.7 J	ND	ND	2.7

ND - Not detected, indicates parameter was analyzed for, but not detected at or above the reporting limit.

To address the NYSDEC concerns regarding the presentation and plotting of nondetected values, the data for 2001 to 2004 has been reevaluated and interpreted as follows:

- 1) Nondetected concentrations have been represented as ND for reporting purposes.
- 2) Total VOCs have been recalculated and represented as the sum of the detected parameters shown on this table.
- 3) The method change to 8260 was approved by the NYSDEC and changed in January 2005.

FORMER CARBORUNDUM FACILITY

WHEATFIELD, NEW YORK

Well Id: B-24M

Date	Lab Sample Id	Method	Carbon tetrachloride (ug/L)	Chloroform (ug/L)	1,1-Dichloroethane (ug/L)	1,1-Dichloroethene (ug/L)	Methylene chloride (ug/L)	Trans-1,2-dichloroethene (ug/L)	Cis-1,2-dichloroethene (ug/L)	1,1,1-Trichloroethane (ug/L)	Trichloroethylene (TCE) (ug/L)	Tetrachloroethylene (PCE) (ug/L)	Vinyl chloride (ug/L)	Total (ug/L)
07/20/2010	6038212	8260	ND	ND	ND	ND	ND	ND	ND	ND	3.1 J	ND	ND	3.1
10/18/2010	6115538	8260	ND	ND	ND	ND	ND	ND	ND	ND	ND	ND	ND	ND
01/26/2011	6192949	8260	ND	ND	ND	ND	ND	ND	2.3 J	ND	6	ND	ND	8.3
04/13/2011	6258126	8260	ND	ND	ND	ND	ND	ND	1 J	ND	2.9 J	ND	ND	3.9
07/19/2011	6350144	8260	ND	ND	ND	ND	ND	ND	1 J	ND	3.5 J	ND	ND	4.5
10/13/2011	6437682	8260	ND	ND	ND	ND	ND	ND	ND	ND	1.5 J	ND	ND	1.5

ND - Not detected, indicates parameter was analyzed for, but not detected at or above the reporting limit.

To address the NYSDEC concerns regarding the presentation and plotting of nondetected values, the data for 2001 to 2004 has been reevaluated and interpreted as follows:

- 1) Nondetected concentrations have been represented as ND for reporting purposes.
- 2) Total VOCs have been recalculated and represented as the sum of the detected parameters shown on this table.
- 3) The method change to 8260 was approved by the NYSDEC and changed in January 2005.

FORMER CARBORUNDUM FACILITY

WHEATFIELD, NEW YORK

Well Id: B-25M

Date	Lab Sample Id	Method	Carbon tetrachloride (ug/L)	Chloroform (ug/L)	1,1-Dichloroethane (ug/L)	1,1-Dichloroethene (ug/L)	Methylene chloride (ug/L)	Trans-1,2-dichloroethene (ug/L)	Cis-1,2-dichloroethene (ug/L)	1,1,1-Trichloroethane (ug/L)	Trichloroethylene (TCE) (ug/L)	Tetrachloroethylene (PCE) (ug/L)	Vinyl chloride (ug/L)	Total (ug/L)
07/16/2001	A1674109	8021	ND	ND	ND	ND	ND	ND	ND	ND	ND	ND	ND	ND
07/10/2002	A2708301	8021	ND	ND	ND	ND	ND	ND	ND	ND	ND	ND	ND	ND
07/02/2003	A3639714	8021	ND	ND	ND	ND	ND	ND	ND	ND	ND	ND	ND	ND
07/14/2004	A4664208	8021	ND	ND	ND	ND	ND	ND	1.4	ND	1.3	ND	ND	2.7
07/12/2005	A5733105	8260/5ML	ND	ND	ND	ND	ND	ND	0.68 J	ND	1.3	ND	ND	1.98

ND - Not detected, indicates parameter was analyzed for, but not detected at or above the reporting limit.

To address the NYSDEC concerns regarding the presentation and plotting of nondetected values, the data for 2001 to 2004 has been reevaluated and interpreted as follows:

- 1) Nondetected concentrations have been represented as ND for reporting purposes.
- 2) Total VOCs have been recalculated and represented as the sum of the detected parameters shown on this table.
- 3) The method change to 8260 was approved by the NYSDEC and changed in January 2005.

FORMER CARBORUNDUM FACILITY

WHEATFIELD, NEW YORK

Well Id: B-26M

Date	Lab Sample Id	Method	Carbon tetrachloride (ug/L)	Chloroform (ug/L)	1,1-Dichloroethane (ug/L)	1,1-Dichloroethene (ug/L)	Methylene chloride (ug/L)	Trans-1,2-dichloroethene (ug/L)	Cis-1,2-dichloroethene (ug/L)	1,1,1-Trichloroethane (ug/L)	Trichloroethylene (TCE) (ug/L)	Tetrachloroethylene (PCE) (ug/L)	Vinyl chloride (ug/L)	Total (ug/L)
07/16/2001	A1674101	8021	ND	ND	ND	ND	ND	ND	ND	ND	ND	ND	ND	ND
07/10/2002	A2708302	8021	ND	ND	ND	ND	ND	ND	ND	ND	ND	ND	ND	ND
07/02/2003	A3639715	8021	ND	ND	ND	ND	ND	ND	ND	ND	ND	ND	ND	ND
07/14/2004	A4664207	8021	ND	ND	ND	ND	ND	ND	ND	ND	ND	ND	ND	ND
07/08/2005	A5715202	8260/5ML	ND	ND	ND	ND	ND	ND	ND	ND	ND	ND	ND	ND
07/20/2006	6G21005-03	8260	ND	ND	ND	ND	4	ND	ND	ND	ND	ND	ND	4
07/18/2007	7G19011-05	8260	ND	ND	ND	ND	ND	ND	ND	ND	ND	ND	ND	ND
07/24/2008	5424621	8260	ND	ND	ND	ND	ND	ND	ND	ND	ND	ND	ND	ND
07/14/2009	5723631	8260	ND	ND	ND	ND	ND	ND	ND	ND	ND	ND	ND	ND
07/13/2010	6031619	8260	ND	ND	ND	ND	ND	ND	ND	ND	ND	ND	ND	ND
07/18/2011	6348769	8260	ND	ND	ND	ND	ND	ND	ND	ND	8.9	ND	ND	8.9

ND - Not detected, indicates parameter was analyzed for, but not detected at or above the reporting limit.

To address the NYSDEC concerns regarding the presentation and plotting of nondetected values, the data for 2001 to 2004 has been reevaluated and interpreted as follows:

- 1) Nondetected concentrations have been represented as ND for reporting purposes.
- 2) Total VOCs have been recalculated and represented as the sum of the detected parameters shown on this table.
- 3) The method change to 8260 was approved by the NYSDEC and changed in January 2005.

FORMER CARBORUNDUM FACILITY

WHEATFIELD, NEW YORK

Well Id: B-27M

Date	Lab Sample Id	Method	Carbon tetrachloride (ug/L)	Chloroform (ug/L)	1,1-Dichloroethane (ug/L)	1,1-Dichloroethene (ug/L)	Methylene chloride (ug/L)	Trans-1,2-dichloroethene (ug/L)	Cis-1,2-dichloroethene (ug/L)	1,1,1-Trichloroethane (ug/L)	Trichloroethylene (TCE) (ug/L)	Tetrachloroethylene (PCE) (ug/L)	Vinyl chloride (ug/L)	Total (ug/L)
07/12/2001	A1663805	8021	ND	ND	ND	ND	5.8	8.5	400	ND	34	ND	ND	448.3
07/16/2002	A2722910	8021	ND	ND	ND	ND	5.7	9.4	240	ND	18	ND	14	287.1
07/10/2003	A3654301	8021	ND	ND	ND	ND	ND	6.8	230	ND	4.1	ND	9	249.9
07/07/2004	A4636801	8021	ND	ND	ND	1	ND	4.4	80	ND	4.8	ND	4.1	94.3
07/14/2005	A5740601	8260/5ML	ND	ND	ND	ND	ND	3.3	50	ND	5.3	ND	2.3	60.9

ND - Not detected, indicates parameter was analyzed for, but not detected at or above the reporting limit.

To address the NYSDEC concerns regarding the presentation and plotting of nondetected values, the data for 2001 to 2004 has been reevaluated and interpreted as follows:

- 1) Nondetected concentrations have been represented as ND for reporting purposes.
- 2) Total VOCs have been recalculated and represented as the sum of the detected parameters shown on this table.
- 3) The method change to 8260 was approved by the NYSDEC and changed in January 2005.

FORMER CARBORUNDUM FACILITY

WHEATFIELD, NEW YORK

Well Id: B-28M

Date	Lab Sample Id	Method	Carbon tetrachloride (ug/L)	Chloroform (ug/L)	1,1-Dichloro-ethane (ug/L)	1,1-Dichloro-ethene (ug/L)	Methylene chloride (ug/L)	Trans-1,2-dichloro-ethene (ug/L)	Cis-1,2-dichloro-ethene (ug/L)	1,1,1-Trichloro-ethane (ug/L)	Trichloro-ethylene (TCE) (ug/L)	Tetrachloro-ethylene (PCE) (ug/L)	Vinyl chloride (ug/L)	Total (ug/L)
01/11/2001	A1035102	8021	ND	ND	ND	ND	ND	ND	1.5	ND	ND	ND	ND	1.5
04/23/2001	A1375205	8021	ND	ND	ND	ND	ND	ND	0.66 J	ND	ND	ND	ND	0.66
07/18/2001	A1682909	8021	ND	ND	ND	ND	ND	ND	ND	ND	ND	ND	ND	ND
10/17/2001	A1A23303	8021	ND	ND	ND	ND	ND	ND	ND	ND	ND	ND	ND	ND
01/17/2002	A2058506	8021	ND	ND	ND	ND	ND	ND	ND	ND	ND	ND	ND	ND
04/10/2002	A2347902	8260	ND	ND	ND	ND	ND	ND	ND	ND	0.25 J	ND	ND	0.25
07/10/2002	A2708304	8021	ND	ND	ND	ND	ND	ND	ND	ND	ND	ND	ND	ND
10/03/2002	A2980610	8021	ND	ND	ND	ND	ND	ND	ND	ND	ND	ND	ND	ND
01/16/2003	A3056002	8021	ND	ND	ND	ND	ND	ND	ND	ND	ND	ND	ND	ND
04/08/2003	A3329701	8021	ND	ND	ND	ND	ND	ND	ND	ND	ND	ND	ND	ND
07/03/2003	A3639703	8021	ND	ND	ND	ND	ND	ND	ND	ND	ND	ND	ND	ND
10/08/2003	A3978809	8021	ND	ND	ND	ND	ND	ND	ND	ND	ND	ND	ND	ND
01/08/2004	A4026304	8021	ND	ND	ND	ND	ND	ND	ND	ND	ND	ND	ND	ND
04/13/2004	A4331505	8021	ND	ND	ND	ND	ND	ND	ND	ND	ND	ND	ND	ND
06/30/2004	A4619406	8021	ND	ND	ND	ND	ND	ND	ND	ND	ND	ND	ND	ND
10/26/2004	A4A60302	8021	ND	ND	ND	ND	ND	ND	ND	ND	ND	ND	ND	ND
01/14/2005	A5038302	8260	ND	ND	ND	ND	ND	ND	ND	ND	ND	ND	ND	ND
04/05/2005	A5317606	8260	ND	ND	ND	ND	ND	ND	ND	ND	ND	ND	ND	ND
07/11/2005	A5724501	8260/5ML	ND	ND	ND	ND	ND	ND	ND	ND	ND	ND	ND	ND
10/21/2005	A5B92302	8260	ND	ND	ND	ND	ND	ND	ND	ND	ND	ND	ND	ND
01/24/2006	A6089103	8260	ND	ND	ND	ND	ND	ND	ND	ND	ND	ND	ND	ND
04/13/2006	6D14002-02	8260	ND	ND	ND	ND	ND	ND	ND	ND	ND	ND	ND	ND
07/17/2006	6G18004-06RE1	8260	ND	ND	ND	ND	4 B	ND	ND	ND	ND	ND	ND	4
10/10/2006	6J11002-09	8260	ND	ND	ND	ND	ND	ND	ND	ND	ND	ND	ND	ND
01/11/2007	7A12004-03	8260	ND	ND	ND	ND	ND	ND	ND	ND	ND	ND	ND	ND
04/05/2007	7D06002-02	8260	ND	ND	ND	ND	ND	ND	ND	ND	ND	ND	ND	ND
07/18/2007	7G19011-04	8260	ND	ND	ND	ND	ND	ND	ND	ND	ND	ND	ND	ND
10/11/2007	7J12012-04	8260	ND	ND	ND	ND	ND	ND	ND	ND	ND	ND	ND	ND
01/09/2008	8A10002-03	8260	ND	ND	ND	ND	ND	ND	ND	ND	ND	ND	ND	ND
04/07/2008	8D08002-01	8260	ND	ND	ND	ND	ND	ND	ND	ND	ND	ND	ND	ND
07/21/2008	5420901	8260	ND	ND	ND	ND	ND	ND	ND	ND	ND	ND	ND	ND
10/15/2008	5499968	8260	ND	ND	ND	ND	ND	ND	ND	ND	ND	ND	ND	ND
01/13/2009	5576507	8260	ND	ND	ND	ND	ND	ND	ND	ND	ND	ND	ND	ND
04/20/2009	5651173	8260	ND	ND	ND	ND	ND	ND	ND	ND	ND	ND	ND	ND
07/13/2009	5722291	8260	ND	ND	ND	ND	ND	ND	ND	ND	ND	ND	ND	ND
10/06/2009	5799013	8260	ND	ND	ND	ND	ND	ND	ND	ND	ND	ND	ND	ND
01/26/2010	5893227	8260	ND	ND	ND	ND	ND	ND	ND	ND	ND	ND	ND	ND

ND - Not detected, indicates parameter was analyzed for, but not detected at or above the reporting limit.

To address the NYSDEC concerns regarding the presentation and plotting of nondetected values, the data for 2001 to 2004 has been reevaluated and interpreted as follows:

- 1) Nondetected concentrations have been represented as ND for reporting purposes.
- 2) Total VOCs have been recalculated and represented as the sum of the detected parameters shown on this table.
- 3) The method change to 8260 was approved by the NYSDEC and changed in January 2005.

FORMER CARBORUNDUM FACILITY

WHEATFIELD, NEW YORK

Well Id: B-28M

Date	Lab Sample Id	Method	Carbon tetrachloride (ug/L)	Chloroform (ug/L)	1,1-Dichloroethane (ug/L)	1,1-Dichloroethene (ug/L)	Methylene chloride (ug/L)	Trans-1,2-dichloroethene (ug/L)	Cis-1,2-dichloroethene (ug/L)	1,1,1-Trichloroethane (ug/L)	Trichloroethylene (TCE) (ug/L)	Tetrachloroethylene (PCE) (ug/L)	Vinyl chloride (ug/L)	Total (ug/L)
04/07/2010	5948415	8260	ND	ND	ND	ND	ND	ND	ND	ND	ND	ND	ND	ND
07/15/2010	6033916	8260	ND	ND	ND	ND	ND	ND	ND	ND	ND	ND	ND	ND
10/19/2010	6116886	8260	ND	ND	ND	ND	ND	ND	ND	ND	ND	ND	ND	ND
01/27/2011	6194104	8260	ND	ND	ND	ND	ND	ND	ND	ND	ND	ND	ND	ND
04/13/2011	6258132	8260	ND	ND	ND	ND	ND	ND	ND	ND	ND	ND	ND	ND
07/25/2011	6355560	8260	ND	ND	ND	ND	ND	ND	ND	ND	ND	ND	ND	ND
10/10/2011	6433662	8260	ND	ND	ND	ND	ND	ND	ND	ND	ND	ND	ND	ND

ND - Not detected, indicates parameter was analyzed for, but not detected at or above the reporting limit.

To address the NYSDEC concerns regarding the presentation and plotting of nondetected values, the data for 2001 to 2004 has been reevaluated and interpreted as follows:

- 1) Nondetected concentrations have been represented as ND for reporting purposes.
- 2) Total VOCs have been recalculated and represented as the sum of the detected parameters shown on this table.
- 3) The method change to 8260 was approved by the NYSDEC and changed in January 2005.

FORMER CARBORUNDUM FACILITY

WHEATFIELD, NEW YORK

Well Id: B-29M

Date	Lab Sample Id	Method	Carbon tetrachloride (ug/L)	Chloroform (ug/L)	1,1-Dichloro-ethane (ug/L)	1,1-Dichloro-ethene (ug/L)	Methylene chloride (ug/L)	Trans-1,2-dichloro-ethene (ug/L)	Cis-1,2-dichloro-ethene (ug/L)	1,1,1-Trichloro-ethane (ug/L)	Trichloro-ethylene (TCE) (ug/L)	Tetrachloro-ethylene (PCE) (ug/L)	Vinyl chloride (ug/L)	Total (ug/L)
01/16/2001	A1043901	8021	ND	ND	ND	ND	ND	ND	16	ND	0.29 J	ND	1.8	18.09
04/16/2001	A1345806	624	ND	ND	ND	ND	ND	ND	11	ND	ND	ND	ND	11
07/16/2001	A1674114	8021	ND	ND	ND	ND	ND	ND	21	ND	1 J	ND	1.1 J	23.1
10/18/2001	A1A23315	8021	ND	ND	ND	ND	ND	ND	26	ND	7.8	ND	1.8	35.6
01/21/2002	A2066006	8021	ND	ND	ND	ND	ND	ND	26	ND	ND	ND	ND	26
04/17/2002	A2378401	8021	ND	ND	ND	ND	ND	ND	ND	ND	ND	ND	ND	ND
07/11/2002	A2708316	8021	ND	ND	ND	ND	ND	ND	32	ND	0.88 J	ND	2.5	35.38
10/09/2002	A2A07701	8021	ND	ND	ND	ND	ND	ND	34	ND	ND	ND	4.5	38.5
01/16/2003	A3055802	8021	ND	ND	ND	ND	ND	ND	9	ND	0.23 J	ND	0.77 J	10
04/21/2003	A3371001	8021	ND	ND	ND	ND	ND	ND	ND	ND	2.5	ND	ND	2.5
07/16/2003	A3683701	8021	ND	ND	ND	ND	ND	ND	12	ND	ND	ND	0.68 J	12.68
10/20/2003	A3A13701	8021	ND	ND	ND	ND	ND	ND	47	ND	1.5	ND	3.8	52.3
01/29/2004	A4077402	8021	ND	ND	ND	0.2 J	ND	ND	26	ND	1.8	ND	2.1	30.1
04/23/2004	A4373001	8021	ND	ND	ND	ND	ND	ND	1.2	ND	ND	ND	ND	1.2
07/21/2004	A4687001	8260	ND	ND	ND	ND	ND	ND	15	ND	0.73 J	ND	ND	15.73
10/20/2004	A4A32401	8021	ND	ND	ND	ND	ND	ND	24	ND	1.4	ND	2.4	27.8
01/13/2005	A5036206	8260	ND	ND	ND	ND	ND	ND	22	ND	1.8	ND	2.1	25.9
04/19/2005	A5387502	8260	ND	ND	ND	ND	ND	ND	12	ND	1.1 J	ND	1.4 J	14.5
07/18/2005	A5753701	8260/5ML	ND	ND	ND	ND	ND	ND	36	ND	3.2	ND	3.1	42.3
07/20/2006	6G21005-08	8260	ND	ND	ND	ND	3	ND	43	ND	8	ND	3	57
07/11/2007	7G12003-02	8260	ND	ND	ND	ND	ND	ND	30	ND	6	ND	3	39
07/25/2008	5426025	8260	ND	ND	ND	ND	ND	ND	19	ND	3 J	ND	1.8 J	23.8
07/14/2009	5723624	8260	ND	ND	ND	ND	ND	ND	17	ND	1.7 J	ND	2.6 J	21.3
07/13/2010	6031620	8260	ND	ND	ND	ND	ND	ND	6.6	ND	ND	ND	1 J	7.6
07/21/2011	6353677	8260	ND	ND	ND	ND	ND	ND	5.8	ND	ND	ND	ND	5.8

ND - Not detected, indicates parameter was analyzed for, but not detected at or above the reporting limit.

To address the NYSDEC concerns regarding the presentation and plotting of nondetected values, the data for 2001 to 2004 has been reevaluated and interpreted as follows:

- 1) Nondetected concentrations have been represented as ND for reporting purposes.
- 2) Total VOCs have been recalculated and represented as the sum of the detected parameters shown on this table.
- 3) The method change to 8260 was approved by the NYSDEC and changed in January 2005.

FORMER CARBORUNDUM FACILITY

WHEATFIELD, NEW YORK

Well Id: B-31M

Date	Lab Sample Id	Method	Carbon tetrachloride (ug/L)	Chloroform (ug/L)	1,1-Dichloroethane (ug/L)	1,1-Dichloroethene (ug/L)	Methylene chloride (ug/L)	Trans-1,2-dichloroethene (ug/L)	Cis-1,2-dichloroethene (ug/L)	1,1,1-Trichloroethane (ug/L)	Trichloroethylene (TCE) (ug/L)	Tetrachloroethylene (PCE) (ug/L)	Vinyl chloride (ug/L)	Total (ug/L)
01/15/2001	A1041302	8021	ND	ND	ND	ND	ND	ND	4.6	ND	1 J	ND	ND	5.6
04/24/2001	A1375201	8021	ND	ND	ND	ND	ND	ND	5.5	ND	1.2	ND	ND	6.7
07/16/2001	A1674102	8021	ND	ND	ND	ND	ND	ND	7.1	ND	0.56 J	ND	0.57 J	8.23
10/10/2001	A1994706	8021	ND	ND	ND	ND	ND	ND	7.3	ND	ND	ND	0.48 J	7.78
01/17/2002	A2058501	8021	ND	ND	ND	ND	ND	0.2 J	13	ND	4	ND	ND	17.2
04/09/2002	A2332608	8260	ND	ND	ND	ND	ND	ND	4.8	ND	1.1 J	ND	ND	5.9
07/09/2002	A2695509	8021	ND	ND	ND	ND	ND	ND	7.3	ND	1.4	ND	ND	8.7
10/03/2002	A2980607	8021	ND	ND	ND	ND	ND	ND	10	ND	1.7	ND	0.29 J	11.99
01/14/2003	A3043004	8021	ND	0.78 J	ND	ND	ND	ND	6.5	ND	1.2	ND	ND	8.48
04/07/2003	A3320702	8021	ND	ND	ND	ND	ND	ND	10	ND	2.6	ND	ND	12.6
07/02/2003	A3639716	8021	ND	ND	ND	ND	ND	ND	7.7	ND	2.1	ND	ND	9.8
10/09/2003	A3978810	8021	ND	ND	ND	ND	ND	ND	13	ND	3.5	ND	ND	16.5
04/20/2004	A4356903	8021	ND	ND	ND	ND	ND	ND	2.9	ND	ND	ND	ND	2.9
07/14/2004	A4664203	8021	ND	ND	ND	ND	ND	ND	8.8	ND	3.8	ND	ND	12.6
10/25/2004	A4A54101	8021	ND	ND	ND	ND	ND	ND	13	ND	4.5	ND	ND	17.5
01/19/2005	A5050909	8260	ND	ND	ND	ND	ND	ND	5.3	ND	3.2	ND	ND	8.5
04/05/2005	A5317610	8260	ND	ND	ND	ND	ND	ND	2.4	ND	0.64 J	ND	ND	3.04
07/08/2005	A5715201	8260/5ML	ND	ND	ND	ND	ND	ND	6.6	ND	2.3	ND	ND	8.9
07/17/2006	6G18004-01	8260	ND	ND	ND	ND	ND	ND	2	ND	ND	ND	ND	2
07/18/2007	7G19011-06	8260	ND	ND	ND	ND	ND	ND	2	ND	ND	ND	ND	2
07/24/2008	5424622	8260	ND	ND	ND	ND	ND	ND	3.1 J	ND	1.1 J	ND	ND	4.2
07/14/2009	5723632	8260	ND	ND	ND	ND	ND	ND	8.5	ND	4 J	ND	ND	12.5
07/13/2010	6031618	8260	ND	ND	ND	ND	ND	ND	3 J	ND	ND	ND	ND	3
07/18/2011	6348770	8260	ND	ND	ND	ND	ND	ND	5.1	ND	ND	ND	ND	5.1

ND - Not detected, indicates parameter was analyzed for, but not detected at or above the reporting limit.

To address the NYSDEC concerns regarding the presentation and plotting of nondetected values, the data for 2001 to 2004 has been reevaluated and interpreted as follows:

- 1) Nondetected concentrations have been represented as ND for reporting purposes.
- 2) Total VOCs have been recalculated and represented as the sum of the detected parameters shown on this table.
- 3) The method change to 8260 was approved by the NYSDEC and changed in January 2005.

FORMER CARBORUNDUM FACILITY

WHEATFIELD, NEW YORK

Well Id: B-32M

Date	Lab Sample Id	Method	Carbon tetrachloride (ug/L)	Chloroform (ug/L)	1,1-Dichloro-ethane (ug/L)	1,1-Dichloro-ethene (ug/L)	Methylene chloride (ug/L)	Trans-1,2-dichloro-ethene (ug/L)	Cis-1,2-dichloro-ethene (ug/L)	1,1,1-Trichloro-ethane (ug/L)	Trichloro-ethylene (TCE) (ug/L)	Tetrachloro-ethylene (PCE) (ug/L)	Vinyl chloride (ug/L)	Total (ug/L)
01/18/2001	A1052401	8021	ND	ND	0.29 J	0.23 J	ND	1.8	47	ND	0.67 J	ND	7.5	57.49
04/18/2001	A1361303	624	ND	ND	ND	ND	ND	0.48	10	ND	ND	ND	1.1	11.58
07/18/2001	A1682902	8021	ND	ND	ND	ND	ND	0.61 J	38	ND	ND	ND	9.3	47.91
10/19/2001	A1A28802	8021	ND	ND	ND	ND	ND	0.81 J	56	ND	0.6 J	ND	9.4	66.81
01/14/2002	A2039403	8021	ND	ND	ND	ND	0.54 J	0.56 J	28	ND	1.1 J	ND	3.9	34.1
04/08/2002	A2332603	8260	ND	ND	ND	ND	ND	0.71 J	57	ND	0.68 J	ND	4.8	63.19
04/16/2002	A2369801	8021	ND	ND	0.34 J	0.27 J	ND	ND	62 D	ND	1.6	ND	5.8	70.01
07/08/2002	A2695505	8021	ND	ND	ND	ND	ND	ND	32	ND	ND	ND	2.8	34.8
10/09/2002	A2A07901	8021	ND	ND	ND	ND	ND	0.93 J	56	ND	ND	ND	9.7	66.63
01/13/2003	A3038005	8021	ND	ND	ND	ND	ND	ND	42	ND	1.9	ND	5.2	49.1
04/24/2003	A3389501	8021	ND	ND	ND	ND	ND	ND	56	ND	ND	ND	4.9	60.9
07/16/2003	A3684101	8021	ND	ND	ND	ND	ND	0.74 J	42	ND	0.51 J	ND	2.8	46.05
10/21/2003	A3A22001	8021	ND	ND	ND	ND	ND	0.91 J	61	ND	ND	ND	8.6	70.51
01/07/2004	A4012304	8021	ND	ND	ND	ND	ND	ND	38	ND	ND	ND	3.4	41.4
04/23/2004	A4372904	8021	ND	ND	ND	ND	ND	ND	36	ND	1.3	ND	2.8	40.1
07/20/2004	A4682903	8260	ND	ND	ND	ND	2.2 J	0.76 J	31	ND	0.83 J	ND	ND	34.79
07/20/2004	A4682903	8021	ND	ND	ND	ND	ND	ND	39 E	ND	ND	ND	2.5 E	41.5
10/20/2004	A4A32101	8021	ND	31	ND	ND	ND	0.52 J	ND	ND	0.67 J	ND	4.3	36.49
01/13/2005	A5036405	8260	ND	ND	0.81 J	0.61 J	ND	1.3	71 E	ND	17	ND	3.4	94.12
01/13/2005	A5036405DL	8260							69 D		16 D		2.8 D	87.8
04/19/2005	A5387302	8260	ND	ND	0.45 J	0.48 J	ND	0.4 J	42 E	ND	7.3	ND	3.9	54.53
04/19/2005	A5387302DL	8260	ND	ND	ND	ND	1.9 DJ	ND	34 D	ND	5.8 D	ND	3 D	44.7
07/19/2005	A5762201	8260/5ML	ND	ND	ND	ND	ND	1.1	39	ND	ND	ND	10	50.1
07/20/2006	6G21005-07	8260	ND	ND	ND	ND	2	1	35	ND	ND	ND	7	45
07/10/2007	7G11015-08	8260	ND	ND	ND	ND	ND	ND	28	ND	ND	ND	5	33
07/25/2008	5426032	8260	ND	ND	ND	ND	ND	1.4 J	31	ND	ND	ND	6.8	39.2
07/14/2009	5723630	8260	ND	ND	ND	ND	ND	ND	21	ND	ND	ND	10	31
07/13/2010	6031615	8260	ND	ND	ND	ND	ND	0.82 J	26	ND	ND	ND	11	37.82
07/19/2011	6350148	8260	ND	ND	1 J	ND	ND	1.4 J	54	ND	15	ND	4.7 J	76.1

ND - Not detected, indicates parameter was analyzed for, but not detected at or above the reporting limit.

To address the NYSDEC concerns regarding the presentation and plotting of nondetected values, the data for 2001 to 2004 has been reevaluated and interpreted as follows:

- 1) Nondetected concentrations have been represented as ND for reporting purposes.
- 2) Total VOCs have been recalculated and represented as the sum of the detected parameters shown on this table.
- 3) The method change to 8260 was approved by the NYSDEC and changed in January 2005.

FORMER CARBORUNDUM FACILITY

WHEATFIELD, NEW YORK

Well Id: B-33M

Date	Lab Sample Id	Method	Carbon tetrachloride (ug/L)	Chloroform (ug/L)	1,1-Dichloroethane (ug/L)	1,1-Dichloroethene (ug/L)	Methylene chloride (ug/L)	Trans-1,2-dichloroethene (ug/L)	Cis-1,2-dichloroethene (ug/L)	1,1,1-Trichloroethane (ug/L)	Trichloroethylene (TCE) (ug/L)	Tetrachloroethylene (PCE) (ug/L)	Vinyl chloride (ug/L)	Total (ug/L)
07/18/2001	A1682904	8021	ND	ND	ND	ND	ND	ND	ND	ND	ND	ND	ND	ND
07/10/2002	A2708305	8021	ND	ND	ND	ND	ND	ND	ND	ND	ND	ND	ND	ND
07/08/2003	A3649207	8021	ND	ND	ND	ND	ND	ND	ND	ND	ND	ND	ND	ND
07/14/2004	A4664204	8021	ND	ND	ND	ND	ND	ND	ND	ND	ND	ND	ND	ND
07/07/2005	A5706801	8260	ND	ND	ND	ND	ND	ND	ND	ND	ND	ND	ND	ND
07/20/2006	6G21005-06	8260	ND	ND	ND	ND	4	ND	ND	ND	ND	ND	ND	4
07/10/2007	7G11015-09	8260	ND	ND	ND	ND	ND	ND	ND	ND	ND	ND	ND	ND
07/25/2008	5426033	8260	ND	ND	ND	ND	ND	ND	ND	ND	ND	ND	ND	ND
07/14/2009	5723628	8260	ND	ND	ND	ND	ND	ND	ND	ND	ND	ND	ND	ND
07/13/2010	6031616	8260	ND	ND	ND	ND	ND	ND	ND	ND	ND	ND	ND	ND
07/19/2011	6350147	8260	ND	ND	ND	ND	ND	ND	ND	ND	ND	ND	ND	ND

ND - Not detected, indicates parameter was analyzed for, but not detected at or above the reporting limit.

To address the NYSDEC concerns regarding the presentation and plotting of nondetected values, the data for 2001 to 2004 has been reevaluated and interpreted as follows:

- 1) Nondetected concentrations have been represented as ND for reporting purposes.
- 2) Total VOCs have been recalculated and represented as the sum of the detected parameters shown on this table.
- 3) The method change to 8260 was approved by the NYSDEC and changed in January 2005.

FORMER CARBORUNDUM FACILITY

WHEATFIELD, NEW YORK

Well Id: B-34M

Date	Lab Sample Id	Method	Carbon tetrachloride (ug/L)	Chloroform (ug/L)	1,1- Dichloro- ethane (ug/L)	1,1- Dichloro- ethene (ug/L)	Methylene chloride (ug/L)	Trans-1,2- dichloro- ethene (ug/L)	Cis-1,2- dichloro- ethylene (ug/L)	1,1,1- Trichloro- ethane (ug/L)	Trichloro- ethylene (TCE) (ug/L)	Tetrachloro- ethylene (PCE) (ug/L)	Vinyl chloride (ug/L)	Total (ug/L)
07/18/2001	A1682903	8021	ND	ND	ND	ND	ND	ND	ND	ND	ND	ND	ND	ND
07/10/2002	A2708306	8021	ND	ND	ND	ND	ND	ND	ND	ND	ND	ND	ND	ND

ND - Not detected, indicates parameter was analyzed for, but not detected at or above the reporting limit.

To address the NYSDEC concerns regarding the presentation and plotting of nondetected values, the data for 2001 to 2004 has been reevaluated and interpreted as follows:

- 1) Nondetected concentrations have been represented as ND for reporting purposes.
- 2) Total VOCs have been recalculated and represented as the sum of the detected parameters shown on this table.
- 3) The method change to 8260 was approved by the NYSDEC and changed in January 2005.

FORMER CARBORUNDUM FACILITY

WHEATFIELD, NEW YORK

Well Id: B-35M

Date	Lab Sample Id	Method	Carbon tetrachloride (ug/L)	Chloroform (ug/L)	1,1- Dichloro- ethane (ug/L)	1,1- Dichloro- ethene (ug/L)	Methylene chloride (ug/L)	Trans-1,2- dichloro- ethene (ug/L)	Cis-1,2- dichloro- ethylene (ug/L)	1,1,1- Trichloro- ethane (ug/L)	Trichloro- ethylene (TCE) (ug/L)	Tetrachloro- ethylene (PCE) (ug/L)	Vinyl chloride (ug/L)	Total (ug/L)
07/18/2001	A1682906	8021	ND	ND	ND	ND	ND	ND	ND	ND	ND	ND	ND	ND
07/10/2002	A2708303	8021	ND	ND	ND	ND	ND	ND	ND	ND	ND	ND	ND	ND

ND - Not detected, indicates parameter was analyzed for, but not detected at or above the reporting limit.

To address the NYSDEC concerns regarding the presentation and plotting of nondetected values, the data for 2001 to 2004 has been reevaluated and interpreted as follows:

- 1) Nondetected concentrations have been represented as ND for reporting purposes.
- 2) Total VOCs have been recalculated and represented as the sum of the detected parameters shown on this table.
- 3) The method change to 8260 was approved by the NYSDEC and changed in January 2005.

FORMER CARBORUNDUM FACILITY

WHEATFIELD, NEW YORK

Well Id: B-37M

Date	Lab Sample Id	Method	Carbon tetrachloride (ug/L)	Chloroform (ug/L)	1,1-Dichloroethane (ug/L)	1,1-Dichloroethene (ug/L)	Methylene chloride (ug/L)	Trans-1,2-dichloroethene (ug/L)	Cis-1,2-dichloroethene (ug/L)	1,1,1-Trichloroethane (ug/L)	Trichloroethylene (TCE) (ug/L)	Tetrachloroethylene (PCE) (ug/L)	Vinyl chloride (ug/L)	Total (ug/L)
07/03/2003	A3639717	8021	ND	ND	ND	2.2	ND	13	1500 D	1.8	64000 D	ND	ND	65517
06/29/2004	A4614513	8021	ND	ND	ND	ND	ND	ND	3400	ND	24000	ND	ND	27400
07/08/2005	A5715207	8260/5ML	ND	ND	ND	1.7	ND	19	880 E	ND	1300 E	ND	ND	2200.7
07/08/2005	A5715207DL	8260/5ML	ND	ND	ND	ND	28 D	ND	1900 D	ND	4900 D	ND	ND	6828

ND - Not detected, indicates parameter was analyzed for, but not detected at or above the reporting limit.

To address the NYSDEC concerns regarding the presentation and plotting of nondetected values, the data for 2001 to 2004 has been reevaluated and interpreted as follows:

- 1) Nondetected concentrations have been represented as ND for reporting purposes.
- 2) Total VOCs have been recalculated and represented as the sum of the detected parameters shown on this table.
- 3) The method change to 8260 was approved by the NYSDEC and changed in January 2005.

FORMER CARBORUNDUM FACILITY

WHEATFIELD, NEW YORK

Well Id: B-38M

Date	Lab Sample Id	Method	Carbon tetrachloride (ug/L)	Chloroform (ug/L)	1,1-Dichloro-ethane (ug/L)	1,1-Dichloro-ethene (ug/L)	Methylene chloride (ug/L)	Trans-1,2-dichloro-ethene (ug/L)	Cis-1,2-dichloro-ethene (ug/L)	1,1,1-Trichloro-ethane (ug/L)	Trichloro-ethylene (TCE) (ug/L)	Tetrachloro-ethylene (PCE) (ug/L)	Vinyl chloride (ug/L)	Total (ug/L)
01/19/2001	A1056801	8021	ND	ND	ND	ND	ND	ND	45	ND	0.4 J	ND	ND	45.4
04/24/2001	A1375202	8021	ND	ND	ND	ND	ND	ND	48	ND	2.5	ND	ND	50.5
07/18/2001	A1682907	8021	ND	ND	ND	ND	ND	0.26 J	44	ND	1.8	ND	ND	46.06
10/19/2001	A1A28801	8021	ND	ND	ND	ND	ND	ND	43	ND	4.9	ND	1.1 J	49
01/21/2002	A2066004	8021	ND	ND	ND	ND	ND	0.51 J	48	ND	3.2	ND	ND	51.71
04/16/2002	A2370103	8021	ND	ND	0.49 J	0.26 J	ND	0.96 J	81 D	ND	3.7	ND	3.4	89.81
07/11/2002	A2708313	8021	ND	ND	0.42 J	ND	ND	1.1	84	ND	5.1	ND	ND	90.62
10/08/2002	A2999309	8021	ND	1.6	ND	ND	ND	ND	52	ND	4.8	ND	ND	58.4
10/15/2002	A2A23604	8021	ND	ND	ND	ND	ND	ND	41	ND	4.6	ND	ND	45.6
01/16/2003	A3055801	8021	ND	ND	ND	ND	ND	0.54 J	80	ND	7.8	ND	1.4 J	89.74
04/08/2003	A3329506	8021	ND	ND	ND	ND	3.4	ND	51	ND	3.9	ND	1.1 J	59.4
07/08/2003	A3649102	8021	ND	ND	ND	ND	2 J	ND	71	ND	2.8	ND	ND	75.8
10/13/2003	A3991401	8021	ND	ND	ND	ND	ND	ND	94	ND	6.1	ND	ND	100.1
01/09/2004	A4026202	8021	ND	ND	ND	ND	ND	ND	100	ND	8	ND	ND	108
04/13/2004	A4331805	8021	ND	ND	ND	ND	ND	1.1	88	ND	12	ND	ND	101.1
07/06/2004	A4636505	8021	ND	ND	1.6	1.9	ND	1.9	110	ND	23	ND	2	140.4
10/26/2004	A4A60201	8021	ND	ND	1.2	0.57 J	ND	1.3	140 E	ND	21	ND	0.85 J	164.92
01/20/2005	A5057701	8260	ND	ND	0.82 J	ND	1.1 J	0.91 J	74	ND	19	ND	ND	95.83
04/05/2005	A5317801	8260	ND	ND	1	0.63 J	ND	1.6	90 E	ND	31	ND	1.8	126.03
04/05/2005	A5317801DL	8260	ND	ND	ND	ND	2.8 D	ND	73 D	ND	24 D	ND	ND	99.8
07/11/2005	A5724702	8260/5ML	ND	ND	0.81 J	0.71 J	ND	1.3	73	ND	24	ND	ND	99.82
10/21/2005	A5B92601	8260	ND	ND	0.84 J	0.74 J	ND	1	78	ND	27	ND	1.8	109.38
01/24/2006	A6089104	8260	ND	ND	1.2	0.72 J	ND	1.3	81	ND	25	ND	2	111.22
04/13/2006	6D14002-05	8260	ND	ND	1	ND	ND	2	82	ND	33	ND	ND	118
07/17/2006	6G18004-04	8260	ND	ND	ND	ND	ND	1	66	ND	25	ND	ND	92
10/12/2006	6J16007-02RE1	8260	ND	ND	ND	ND	ND	ND	55	ND	23	ND	2	80
01/10/2007	7A11003-06	8260	ND	ND	ND	ND	ND	ND	56	ND	23	ND	2	81
04/05/2007	7D06002-03	8260	ND	ND	ND	ND	ND	ND	41	ND	20	ND	ND	61
07/18/2007	7G19011-01	8260	ND	ND	ND	ND	ND	1	58	ND	32	ND	ND	91
10/11/2007	7J12012-05	8260	ND	ND	ND	ND	ND	ND	36	ND	21	ND	ND	57
01/09/2008	8A10002-04	8260	ND	ND	ND	ND	ND	ND	63	ND	29	ND	3	95
04/08/2008	8D09003-01	8260	ND	ND	ND	ND	2 B	ND	39	ND	12	ND	ND	53
07/25/2008	5426024	8260	ND	ND	ND	ND	ND	0.88 J	48	ND	21	ND	ND	69.88
10/14/2008	5498683	8260	ND	ND	ND	ND	ND	ND	46	ND	25	ND	ND	71
01/21/2009	5582432	8260	ND	ND	ND	ND	ND	ND	54	ND	19	ND	1.4 J	74.4
04/20/2009	5651169	8260	ND	ND	ND	ND	ND	1 J	64	ND	23	ND	2 J	90
07/13/2009	5722288	8260	ND	ND	ND	ND	ND	ND	50	ND	20	ND	ND	70

ND - Not detected, indicates parameter was analyzed for, but not detected at or above the reporting limit.

To address the NYSDEC concerns regarding the presentation and plotting of nondetected values, the data for 2001 to 2004 has been reevaluated and interpreted as follows:

- 1) Nondetected concentrations have been represented as ND for reporting purposes.
- 2) Total VOCs have been recalculated and represented as the sum of the detected parameters shown on this table.
- 3) The method change to 8260 was approved by the NYSDEC and changed in January 2005.

FORMER CARBORUNDUM FACILITY

WHEATFIELD, NEW YORK

Well Id: B-38M

Date	Lab Sample Id	Method	Carbon tetrachloride (ug/L)	Chloroform (ug/L)	1,1-Dichloroethane (ug/L)	1,1-Dichloroethene (ug/L)	Methylene chloride (ug/L)	Trans-1,2-dichloroethene (ug/L)	Cis-1,2-dichloroethene (ug/L)	1,1,1-Trichloroethane (ug/L)	Trichloroethylene (TCE) (ug/L)	Tetrachloroethylene (PCE) (ug/L)	Vinyl chloride (ug/L)	Total (ug/L)
10/06/2009	5799015	8260	ND	ND	ND	ND	ND	ND	41	ND	17	ND	ND	58
01/21/2010	5889954	8260	ND	ND	ND	ND	ND	0.99 J	59	ND	24	ND	ND	83.99
04/07/2010	5948418	8260	ND	ND	ND	ND	ND	0.93 J	41	ND	19	ND	ND	60.93
07/15/2010	6033917	8260	ND	ND	ND	ND	ND	1.1 J	51	ND	30	ND	ND	82.1
10/19/2010	6116888	8260	ND	ND	ND	ND	ND	ND	37	ND	27	ND	ND	64
01/26/2011	6192957	8260	ND	ND	ND	ND	ND	ND	44	ND	23	ND	1 J	68
04/14/2011	6259036	8260	ND	ND	ND	ND	ND	0.95 J	47	ND	20	ND	ND	67.95
07/25/2011	6355559	8260	ND	ND	1.1 J	ND	ND	1.1 J	51	ND	28	ND	2 J	83.2
10/10/2011	6433657	8260	ND	ND	ND	0.91 J	ND	1.1 J	53	ND	39	ND	2.4 J	96.41

ND - Not detected, indicates parameter was analyzed for, but not detected at or above the reporting limit.

To address the NYSDEC concerns regarding the presentation and plotting of nondetected values, the data for 2001 to 2004 has been reevaluated and interpreted as follows:

- 1) Nondetected concentrations have been represented as ND for reporting purposes.
- 2) Total VOCs have been recalculated and represented as the sum of the detected parameters shown on this table.
- 3) The method change to 8260 was approved by the NYSDEC and changed in January 2005.

FORMER CARBORUNDUM FACILITY

WHEATFIELD, NEW YORK

Well Id: B-39M

Date	Lab Sample Id	Method	Carbon tetrachloride (ug/L)	Chloroform (ug/L)	1,1-Dichloroethane (ug/L)	1,1-Dichloroethene (ug/L)	Methylene chloride (ug/L)	Trans-1,2-dichloroethene (ug/L)	Cis-1,2-dichloroethene (ug/L)	1,1,1-Trichloroethane (ug/L)	Trichloroethylene (TCE) (ug/L)	Tetrachloroethylene (PCE) (ug/L)	Vinyl chloride (ug/L)	Total (ug/L)
01/11/2001	A1035106	8021	ND	ND	ND	ND	ND	0.21 J	4.5	ND	8.7	ND	ND	13.41
04/19/2001	A1361308	624	ND	ND	ND	ND	ND	ND	ND	ND	0.32	ND	ND	0.32
07/10/2001	A1648711	8021	ND	ND	ND	ND	ND	ND	0.84 J	ND	2.6	ND	ND	3.44
10/18/2001	A1A23312	8021	ND	ND	ND	ND	ND	ND	11	ND	97	ND	ND	108
01/24/2002	A2076707	8021	ND	ND	ND	ND	1.9 J	ND	ND	ND	5.9	ND	ND	7.8
04/15/2002	A2370202	8021	ND	ND	ND	ND	ND	ND	ND	ND	2.4	ND	ND	2.4
07/16/2002	A2722906	8021	ND	ND	ND	ND	ND	ND	0.31 J	ND	2	ND	ND	2.31
10/08/2002	A2999101	8021	ND	ND	ND	ND	ND	ND	0.27 J	ND	2.4	ND	ND	2.67
01/23/2003	A3075201	8021	ND	ND	ND	ND	ND	ND	ND	ND	1.7	ND	ND	1.7
04/25/2003	A3389603	8021	ND	ND	ND	ND	ND	ND	0.61 J	ND	2.8	ND	ND	3.41
07/21/2003	A3699404	8021	ND	ND	ND	ND	ND	ND	1.2	ND	2.6	ND	ND	3.8
10/22/2003	A3A21903	8021	ND	ND	ND	ND	ND	ND	5.4	ND	7.4	ND	ND	12.8
01/21/2004	A4053401	8021	ND	ND	ND	ND	ND	ND	2.3	ND	8.5	ND	ND	10.8
04/29/2004	A4402502	8021	ND	ND	ND	ND	ND	ND	ND	ND	3.6	ND	ND	3.6
07/16/2004	A4674301	8260	ND	ND	ND	ND	ND	ND	4	ND	10	ND	ND	14
07/16/2004	A4674301	8021	ND	ND	ND	ND	ND	ND	4.9 E	ND	8.4	ND	ND	13.3
10/12/2004	A4A09405	8021	ND	ND	ND	ND	ND	ND	4	ND	8.1	ND	ND	12.1
01/12/2005	A5036106	8260	ND	ND	ND	ND	ND	ND	1.9	ND	140 E	ND	ND	141.9
01/12/2005	A5036106DL	8260									94 D			94
04/26/2005	A5414401	8260	ND	ND	ND	ND	ND	ND	0.8 J	ND	4.3	ND	ND	5.1
07/26/2005	A5791601	8260/5ML	ND	ND	ND	ND	ND	ND	3.3	ND	8.5	ND	ND	11.8
10/21/2005	A5B92802	8260	ND	ND	ND	ND	ND	ND	2	ND	4.8	ND	ND	6.8
01/26/2006	A6102406	8260	ND	ND	ND	ND	ND	ND	2	ND	7	ND	ND	9
04/20/2006	6D21003-03	8260	ND	ND	ND	ND	ND	ND	2	ND	7	ND	ND	9
07/18/2006	6G19003-03	8260	ND	ND	ND	ND	4 B	ND	7	ND	7	ND	ND	18
10/11/2006	6J12003-06RE1	8260	ND	ND	ND	ND	ND	ND	3	ND	4	ND	ND	7
01/09/2007	7A10006-04	8260	ND	ND	ND	ND	ND	ND	2	ND	7	ND	ND	9
04/17/2007	7D18003-01	8260	ND	ND	ND	ND	ND	ND	2	ND	5	ND	ND	7
07/16/2007	7G17015-07	8260	ND	ND	ND	ND	ND	ND	4	ND	1	ND	ND	5
10/15/2007	7J16003-01	8260	ND	ND	ND	ND	ND	ND	4	ND	3	ND	ND	7
01/14/2008	8A15002-01	8260	ND	ND	ND	ND	ND	ND	4	ND	14	ND	ND	18
04/15/2008	8D16011-02	8260	ND	ND	ND	ND	5 B	ND	ND	ND	3	ND	ND	8
07/24/2008	5424626	8260	ND	ND	ND	ND	ND	ND	0.9 J	ND	4.1 J	ND	ND	5
10/16/2008	5501559	8260	ND	ND	ND	ND	ND	ND	0.87 J	ND	3 J	ND	ND	3.87
01/21/2009	5582425	8260	ND	ND	ND	ND	ND	ND	0.86 J	ND	2.5 J	ND	ND	3.36
04/16/2009	5649168	8260	ND	ND	ND	ND	ND	ND	1.7 J	ND	4.1 J	ND	ND	5.8
07/07/2009	5718467	8260	ND	ND	ND	ND	ND	ND	1.4 J	ND	3 J	ND	ND	4.4

ND - Not detected, indicates parameter was analyzed for, but not detected at or above the reporting limit.

To address the NYSDEC concerns regarding the presentation and plotting of nondetected values, the data for 2001 to 2004 has been reevaluated and interpreted as follows:

- 1) Nondetected concentrations have been represented as ND for reporting purposes.
- 2) Total VOCs have been recalculated and represented as the sum of the detected parameters shown on this table.
- 3) The method change to 8260 was approved by the NYSDEC and changed in January 2005.

FORMER CARBORUNDUM FACILITY

WHEATFIELD, NEW YORK

Well Id: B-39M

Date	Lab Sample Id	Method	Carbon tetrachloride (ug/L)	Chloroform (ug/L)	1,1-Dichloroethane (ug/L)	1,1-Dichloroethene (ug/L)	Methylene chloride (ug/L)	Trans-1,2-dichloroethene (ug/L)	Cis-1,2-dichloroethene (ug/L)	1,1,1-Trichloroethane (ug/L)	Trichloroethylene (TCE) (ug/L)	Tetrachloroethylene (PCE) (ug/L)	Vinyl chloride (ug/L)	Total (ug/L)
10/07/2009	5800391	8260	ND	ND	ND	ND	ND	ND	1 J	ND	2 J	ND	ND	3
01/25/2010	5892341	8260	ND	ND	ND	ND	ND	ND	2.4 J	ND	5.9	ND	ND	8.3
04/15/2010	5955535	8260	ND	ND	ND	ND	ND	ND	1.7 J	ND	5.1	ND	ND	6.8
07/15/2010	6033921	8260	ND	ND	ND	ND	ND	ND	1.9 J	ND	4.4 J	ND	ND	6.3
10/18/2010	6115531	8260	ND	ND	ND	ND	ND	ND	1.7 J	ND	3.8 J	ND	ND	5.5
01/24/2011	6190817	8260	ND	ND	ND	ND	ND	ND	1.3 J	ND	3.6 J	ND	ND	4.9
04/20/2011	6264712	8260	ND	ND	ND	ND	ND	ND	ND	ND	1.8 J	ND	ND	1.8
07/20/2011	6352281	8260	ND	ND	ND	ND	ND	ND	0.88 J	ND	2.2 J	ND	ND	3.08
10/11/2011	6434696	8260	ND	ND	ND	ND	ND	ND	0.94 J	ND	2.2 J	ND	ND	3.14

ND - Not detected, indicates parameter was analyzed for, but not detected at or above the reporting limit.

To address the NYSDEC concerns regarding the presentation and plotting of nondetected values, the data for 2001 to 2004 has been reevaluated and interpreted as follows:

- 1) Nondetected concentrations have been represented as ND for reporting purposes.
- 2) Total VOCs have been recalculated and represented as the sum of the detected parameters shown on this table.
- 3) The method change to 8260 was approved by the NYSDEC and changed in January 2005.

FORMER CARBORUNDUM FACILITY

WHEATFIELD, NEW YORK

Well Id: B-40M

Date	Lab Sample Id	Method	Carbon tetrachloride (ug/L)	Chloroform (ug/L)	1,1-Dichloro-ethane (ug/L)	1,1-Dichloro-ethene (ug/L)	Methylene chloride (ug/L)	Trans-1,2-dichloro-ethene (ug/L)	Cis-1,2-dichloro-ethene (ug/L)	1,1,1-Trichloro-ethane (ug/L)	Trichloro-ethylene (TCE) (ug/L)	Tetrachloro-ethylene (PCE) (ug/L)	Vinyl chloride (ug/L)	Total (ug/L)
01/11/2001	A1035107	8021	ND	ND	ND	ND	ND	1.1	5.6	ND	ND	ND	1.5 J	8.2
04/19/2001	A1361306	624	ND	ND	ND	ND	ND	ND	0.97	ND	ND	ND	ND	0.97
07/10/2001	A1648710	8021	ND	ND	ND	ND	ND	0.26 J	3.2	ND	ND	ND	0.28 J	3.74
10/18/2001	A1A23311	8021	ND	ND	ND	ND	ND	ND	3.3	ND	41	ND	ND	44.3
01/22/2002	A2066012RE	8021	ND	ND	ND	ND	ND	ND	5.1	ND	ND	ND	1.4 J	6.5
04/12/2002	A2351801	8021	ND	ND	ND	ND	ND	0.6 J	6	ND	ND	ND	0.87 J	7.47
07/12/2002	A2713907	8021	ND	ND	ND	ND	ND	ND	5	ND	ND	ND	ND	5
10/08/2002	A2999308	8021	ND	ND	ND	ND	ND	0.7 J	6.9	ND	0.58 J	ND	1 J	9.18
01/20/2003	A3060804	8021	ND	ND	ND	ND	ND	0.43 J	4.5	ND	0.29 J	ND	0.75 J	5.97
04/25/2003	A3389401	8021	ND	ND	ND	ND	ND	0.48 J	4.4	ND	ND	ND	0.58 J	5.46
07/17/2003	A3683703	8021	ND	ND	ND	ND	ND	0.38 J	3.8	ND	ND	ND	0.22 J	4.4
10/17/2003	A3A09004	8021	ND	ND	ND	ND	ND	ND	3.4	ND	ND	ND	ND	3.4
01/20/2004	A4053202	8021	ND	ND	ND	ND	ND	ND	3.1	ND	ND	ND	ND	3.1
04/29/2004	A4402401	8021	ND	ND	ND	ND	ND	ND	2.1	ND	ND	ND	ND	2.1
07/16/2004	A4674201	8260	ND	ND	ND	ND	ND	0.58 J	2.9	ND	ND	ND	ND	3.48
07/16/2004	A4674201	8021	ND	ND	ND	ND	ND	ND	3 E	ND	ND	ND	ND	3
10/12/2004	A4A09702	8021	ND	ND	ND	ND	ND	0.53 J	6.1	ND	ND	ND	ND	6.63
01/12/2005	A5036203	8260	ND	ND	ND	ND	ND	0.62 J	4.8	ND	0.38 J	ND	ND	5.8
04/26/2005	A5414301	8260	ND	ND	ND	ND	ND	0.6 J	4.3	ND	0.3 J	ND	ND	5.2
07/26/2005	A5791602	8260/5ML	ND	ND	ND	ND	ND	ND	2.1	ND	ND	ND	ND	2.1
10/21/2005	A5B92602	8260	ND	ND	ND	ND	ND	0.73 J	4.8	ND	0.91 J	ND	ND	6.44
01/27/2006	A6102501	8260	ND	ND	ND	ND	ND	0.64 J	5.4	ND	1.6	ND	ND	7.64
04/20/2006	6D21003-04	8260	ND	ND	ND	ND	ND	ND	3	ND	ND	ND	ND	3
07/18/2006	6G19003-04	8260	ND	ND	ND	ND	5 B	ND	4	ND	1	ND	ND	10
10/11/2006	6J12003-05	8260	ND	ND	ND	ND	ND	ND	5	ND	2	ND	ND	7
01/05/2007	7A05012-04	8260	ND	ND	ND	ND	3 B	ND	6	ND	3	ND	ND	12
04/17/2007	7D18003-02	8260	ND	ND	ND	ND	ND	ND	4	ND	2	ND	ND	6
07/16/2007	7G17015-10	8260	ND	ND	ND	ND	ND	ND	3	ND	ND	ND	ND	3
10/15/2007	7J16003-02	8260	ND	ND	ND	ND	ND	ND	4	ND	2	ND	ND	6
01/09/2008	8A10002-06	8260	ND	ND	ND	ND	ND	ND	4	ND	2	ND	ND	6
04/15/2008	8D16011-03	8260	ND	ND	ND	ND	4 B	ND	4	ND	3	ND	ND	11
07/23/2008	5423261	8260	ND	ND	ND	ND	ND	ND	3.1 J	ND	1.6 J	ND	ND	4.7
10/16/2008	5501558	8260	ND	ND	ND	ND	ND	ND	6.1	ND	3.2 J	ND	ND	9.3
01/21/2009	5582426	8260	ND	ND	ND	ND	ND	ND	5.9	ND	2.9 J	ND	ND	8.8
04/16/2009	5649167	8260	ND	ND	ND	ND	ND	ND	3.9 J	ND	2.5 J	ND	ND	6.4
07/07/2009	5718466	8260	ND	ND	ND	ND	ND	ND	2.7 J	ND	1.7 J	ND	ND	4.4
10/07/2009	5800392	8260	ND	ND	ND	ND	ND	ND	2.8 J	ND	1.6 J	ND	ND	4.4

ND - Not detected, indicates parameter was analyzed for, but not detected at or above the reporting limit.

To address the NYSDEC concerns regarding the presentation and plotting of nondetected values, the data for 2001 to 2004 has been reevaluated and interpreted as follows:

- 1) Nondetected concentrations have been represented as ND for reporting purposes.
- 2) Total VOCs have been recalculated and represented as the sum of the detected parameters shown on this table.
- 3) The method change to 8260 was approved by the NYSDEC and changed in January 2005.

FORMER CARBORUNDUM FACILITY

WHEATFIELD, NEW YORK

Well Id: B-40M

Date	Lab Sample Id	Method	Carbon tetrachloride (ug/L)	Chloroform (ug/L)	1,1-Dichloroethane (ug/L)	1,1-Dichloroethene (ug/L)	Methylene chloride (ug/L)	Trans-1,2-dichloroethene (ug/L)	Cis-1,2-dichloroethene (ug/L)	1,1,1-Trichloroethane (ug/L)	Trichloroethylene (TCE) (ug/L)	Tetrachloroethylene (PCE) (ug/L)	Vinyl chloride (ug/L)	Total (ug/L)
01/25/2010	5892342	8260	ND	ND	ND	ND	ND	ND	4.1 J	ND	2.6 J	ND	ND	6.7
04/15/2010	5955536	8260	ND	ND	ND	ND	ND	ND	3.9 J	ND	2.7 J	ND	ND	6.6
07/19/2010	6036148	8260	ND	ND	ND	ND	ND	ND	3.7 J	ND	2.5 J	ND	ND	6.2
10/18/2010	6115534	8260	ND	ND	ND	ND	ND	ND	4.4 J	ND	2 J	ND	ND	6.4
01/24/2011	6190816	8260	ND	ND	ND	ND	ND	ND	6.6	ND	4.2 J	ND	ND	10.8
04/20/2011	6264714	8260	ND	ND	ND	ND	ND	ND	2.8 J	ND	1.7 J	ND	ND	4.5
07/20/2011	6352282	8260	ND	ND	ND	ND	ND	ND	3.4 J	ND	2 J	ND	ND	5.4
10/11/2011	6434699	8260	ND	ND	ND	ND	ND	0.91 J	4.7 J	ND	2.1 J	ND	ND	7.71

ND - Not detected, indicates parameter was analyzed for, but not detected at or above the reporting limit.

To address the NYSDEC concerns regarding the presentation and plotting of nondetected values, the data for 2001 to 2004 has been reevaluated and interpreted as follows:

- 1) Nondetected concentrations have been represented as ND for reporting purposes.
- 2) Total VOCs have been recalculated and represented as the sum of the detected parameters shown on this table.
- 3) The method change to 8260 was approved by the NYSDEC and changed in January 2005.

FORMER CARBORUNDUM FACILITY

WHEATFIELD, NEW YORK

Well Id: B-41M

Date	Lab Sample Id	Method	Carbon tetrachloride (ug/L)	Chloroform (ug/L)	1,1-Dichloro-ethane (ug/L)	1,1-Dichloro-ethene (ug/L)	Methylene chloride (ug/L)	Trans-1,2-dichloro-ethene (ug/L)	Cis-1,2-dichloro-ethene (ug/L)	1,1,1-Trichloro-ethane (ug/L)	Trichloro-ethylene (TCE) (ug/L)	Tetrachloro-ethylene (PCE) (ug/L)	Vinyl chloride (ug/L)	Total (ug/L)
01/12/2001	A1035108	8021	ND	ND	ND	ND	ND	1.3	3.1	ND	0.37 J	ND	ND	4.77
04/19/2001	A1361312	624	ND	ND	ND	ND	ND	ND	0.45	ND	ND	ND	ND	0.45
07/10/2001	A1648709	8021	ND	ND	ND	ND	ND	0.55 J	1.6	ND	0.38 J	ND	ND	2.53
10/18/2001	A1A23308	8021	ND	ND	ND	ND	ND	ND	ND	ND	100	ND	ND	100
01/23/2002	A2076802RI	8021	ND	ND	ND	ND	3.5	ND	ND	ND	ND	ND	ND	3.5
04/15/2002	A2370101	8021	ND	ND	ND	ND	ND	ND	1.8	ND	1 J	ND	ND	2.8
07/15/2002	A2723101	8021	ND	ND	ND	ND	ND	ND	1.2	ND	0.47 J	ND	ND	1.67
10/08/2002	A2999207	8021	ND	ND	ND	ND	ND	0.38 J	1.4	ND	0.84 J	ND	ND	2.62
01/21/2003	A3069004	8021	ND	ND	ND	ND	ND	0.44 J	1.5	ND	0.81 J	ND	ND	2.75
04/28/2003	A3399801	8021	ND	ND	ND	ND	ND	0.57 J	2.3	ND	ND	ND	ND	2.87
07/17/2003	A3683705	8021	ND	ND	ND	ND	ND	0.52 J	2.3	ND	0.65 J	ND	ND	3.47
10/17/2003	A3A09005	8021	ND	ND	ND	ND	ND	ND	2.7	ND	ND	ND	ND	2.7
01/21/2004	A4053204	8021	ND	ND	ND	ND	ND	ND	2.4	ND	ND	ND	ND	2.4
04/30/2004	A4402402	8021	ND	ND	ND	ND	ND	1.2	3.1	ND	ND	ND	ND	4.3
07/16/2004	A4674202	8260	ND	ND	ND	ND	ND	0.9 J	2.3	ND	0.3 J	ND	ND	3.5
07/16/2004	A4674202	8021	ND	ND	ND	ND	ND	1.1 E	2.6 E	ND	ND	ND	ND	3.7
10/12/2004	A4A09701	8021	ND	ND	ND	ND	ND	1.3	6.7	ND	ND	ND	ND	8
01/18/2005	A5051003	8260	ND	ND	ND	ND	ND	0.75 J	2	ND	0.38 J	ND	ND	3.13
04/26/2005	A5414302	8260	ND	ND	ND	ND	ND	1.3	3.8	ND	ND	ND	ND	5.1
07/26/2005	A5791603	8260/5ML	ND	ND	ND	ND	ND	1.2	2.9	ND	ND	ND	ND	4.1
10/21/2005	A5B92603	8260	ND	ND	ND	ND	ND	1	4.3	ND	ND	ND	0.99 J	6.29
01/27/2006	A6102502	8260	ND	ND	ND	ND	ND	0.62 J	3.1	ND	ND	ND	ND	3.72
04/21/2006	6D21017-03	8260	ND	ND	ND	ND	ND	ND	4	ND	ND	ND	ND	4
07/18/2006	6G19003-02	8260	ND	ND	ND	ND	4 B	ND	5	ND	ND	ND	ND	9
10/12/2006	6J16007-01RE1	8260	ND	ND	ND	ND	ND	ND	3	ND	ND	ND	ND	3
01/09/2007	7A10006-07	8260	ND	ND	ND	ND	ND	ND	4	ND	1	ND	ND	5
04/17/2007	7D18003-03	8260	ND	ND	ND	ND	ND	ND	5	ND	ND	ND	ND	5
07/16/2007	7G17015-09	8260	ND	ND	ND	ND	ND	ND	4	ND	ND	ND	ND	4
10/15/2007	7J16003-03	8260	ND	ND	ND	ND	ND	ND	3	ND	ND	ND	ND	3
01/09/2008	8A10002-05	8260	ND	ND	ND	ND	ND	ND	3	ND	ND	ND	ND	3
04/16/2008	8D16026-01	8260	ND	ND	ND	ND	4 B	ND	5	ND	ND	ND	ND	9
07/16/2008	5417443	8260	ND	ND	ND	ND	ND	ND	2.5 J	ND	ND	ND	ND	2.5
10/16/2008	5501557	8260	ND	ND	ND	ND	ND	ND	4.6 J	ND	ND	ND	ND	4.6
01/21/2009	5582427	8260	ND	ND	ND	ND	ND	ND	5.9	ND	ND	ND	1.5 J	7.4
04/16/2009	5649169	8260	ND	ND	ND	ND	ND	ND	6.8	ND	ND	ND	1.4 J	8.2
07/07/2009	5718464	8260	ND	ND	ND	ND	ND	ND	4.3 J	ND	ND	ND	ND	4.3
10/07/2009	5800393	8260	ND	ND	ND	ND	ND	ND	3.3 J	ND	ND	ND	ND	3.3

ND - Not detected, indicates parameter was analyzed for, but not detected at or above the reporting limit.

To address the NYSDEC concerns regarding the presentation and plotting of nondetected values, the data for 2001 to 2004 has been reevaluated and interpreted as follows:

- 1) Nondetected concentrations have been represented as ND for reporting purposes.
- 2) Total VOCs have been recalculated and represented as the sum of the detected parameters shown on this table.
- 3) The method change to 8260 was approved by the NYSDEC and changed in January 2005.

FORMER CARBORUNDUM FACILITY

WHEATFIELD, NEW YORK

Well Id: B-41M

Date	Lab Sample Id	Method	Carbon tetrachloride (ug/L)	Chloroform (ug/L)	1,1-Dichloroethane (ug/L)	1,1-Dichloroethene (ug/L)	Methylene chloride (ug/L)	Trans-1,2-dichloroethene (ug/L)	Cis-1,2-dichloroethene (ug/L)	1,1,1-Trichloroethane (ug/L)	Trichloroethylene (TCE) (ug/L)	Tetrachloroethylene (PCE) (ug/L)	Vinyl chloride (ug/L)	Total (ug/L)
01/25/2010	5892343	8260	ND	ND	ND	ND	ND	ND	5.4	ND	ND	ND	ND	5.4
04/15/2010	5955537	8260	ND	ND	ND	ND	ND	ND	6	ND	ND	ND	1.8 J	7.8
07/19/2010	6036149	8260	ND	ND	ND	ND	ND	ND	4.1 J	ND	ND	ND	ND	4.1
10/18/2010	6115535	8260	ND	ND	ND	ND	ND	ND	3.1 J	ND	ND	ND	ND	3.1
01/24/2011	6190821	8260	ND	ND	ND	ND	ND	ND	3.8 J	ND	ND	ND	ND	3.8
04/20/2011	6264717	8260	ND	ND	ND	ND	ND	ND	7.4	ND	ND	ND	2.9 J	10.3
07/20/2011	6352283	8260	ND	ND	ND	ND	ND	ND	4.9 J	ND	ND	ND	ND	4.9
10/11/2011	6434700	8260	ND	ND	ND	ND	ND	ND	4.4 J	ND	ND	ND	ND	4.4

ND - Not detected, indicates parameter was analyzed for, but not detected at or above the reporting limit.

To address the NYSDEC concerns regarding the presentation and plotting of nondetected values, the data for 2001 to 2004 has been reevaluated and interpreted as follows:

- 1) Nondetected concentrations have been represented as ND for reporting purposes.
- 2) Total VOCs have been recalculated and represented as the sum of the detected parameters shown on this table.
- 3) The method change to 8260 was approved by the NYSDEC and changed in January 2005.

FORMER CARBORUNDUM FACILITY

WHEATFIELD, NEW YORK

Well Id: B-42M

Date	Lab Sample Id	Method	Carbon tetrachloride (ug/L)	Chloroform (ug/L)	1,1-Dichloro-ethane (ug/L)	1,1-Dichloro-ethene (ug/L)	Methylene chloride (ug/L)	Trans-1,2-dichloro-ethene (ug/L)	Cis-1,2-dichloro-ethene (ug/L)	1,1,1-Trichloro-ethane (ug/L)	Trichloro-ethylene (TCE) (ug/L)	Tetrachloro-ethylene (PCE) (ug/L)	Vinyl chloride (ug/L)	Total (ug/L)
01/12/2001	A1035114	8021	ND	ND	ND	ND	2.1 J	1.2	51	ND	23	ND	ND	77.3
04/20/2001	A1366404	624	ND	ND	ND	ND	ND	ND	39	ND	380 D	ND	ND	419
07/11/2001	A1648704	8021	ND	ND	0.27 J	ND	ND	1.4	45	ND	14	ND	9.4	70.07
10/17/2001	A1A23307	8021	ND	ND	ND	ND	ND	0.4 J	12	ND	3	ND	ND	15.4
11/12/2001	A1B23801	8021	ND	ND	ND	ND	ND	0.56 J	8	ND	4	ND	ND	12.56
01/24/2002	A2076710	8021	ND	ND	ND	ND	ND	0.5 J	8.2	ND	4.8	ND	0.44 J	13.94
04/18/2002	A2378803	8021	ND	ND	ND	ND	ND	0.43 J	4.2	ND	4.1	ND	ND	8.73
07/16/2002	A2722908	8021	ND	ND	ND	ND	ND	0.6 J	8.2	ND	3.9	ND	ND	12.7
10/11/2002	A2A14401	8021	ND	ND	ND	ND	ND	1.5	16	ND	6	ND	ND	23.5
01/23/2003	A3075204	8021	ND	ND	ND	ND	ND	ND	8.9	ND	12	ND	ND	20.9
04/23/2003	A3376302	8021	ND	ND	ND	ND	ND	1.2	12	ND	6.9	ND	0.67 J	20.77
07/22/2003	A3699405	8021	ND	ND	ND	ND	ND	1	15	ND	5.2	ND	ND	21.2
10/22/2003	A3A28303	8021	ND	ND	ND	ND	ND	2	28	ND	8.2	ND	1.4 J	39.6
01/21/2004	A4053402	8021	ND	ND	ND	ND	ND	ND	11	ND	6.9	ND	ND	17.9
04/28/2004	A4387603	8021	ND	ND	ND	ND	ND	1.1	10	ND	4.9	ND	ND	16
07/09/2004	A4647101	8021	ND	ND	ND	ND	ND	1	8.5	ND	4.3	ND	ND	13.8
10/08/2004	A4994202	8021	ND	ND	ND	ND	ND	ND	6.2	ND	3.5	ND	ND	9.7
01/18/2005	A5051101	8260	ND	ND	ND	ND	ND	0.34 J	2.6	ND	2.6	ND	ND	5.54
04/26/2005	A5414403	8260	ND	ND	ND	ND	ND	0.43 J	5.1	ND	3.6	ND	ND	9.13
07/26/2005	A5791701	8260/5ML	ND	ND	ND	ND	ND	1	8.2	ND	3.9	ND	ND	13.1
10/20/2005	A5B92005	8260	ND	ND	ND	ND	ND	1.5	13	ND	5.9	ND	2.2	22.6
01/24/2006	A6089108	8260	ND	ND	ND	ND	ND	ND	4.1	ND	2.9	ND	ND	7
04/19/2006	6D20002-05	8260	ND	ND	ND	ND	ND	ND	6	ND	4	ND	ND	10
07/18/2006	6G19003-08	8260	ND	ND	ND	ND	5 B	ND	7	ND	3	ND	ND	15
10/11/2006	6J12003-03	8260	ND	ND	ND	ND	ND	1	10	ND	4	ND	ND	15
01/10/2007	7A11003-01	8260	ND	ND	ND	ND	ND	ND	3	ND	2	ND	ND	5
04/16/2007	7D17002-01	8260	ND	ND	ND	ND	ND	ND	5	ND	3	ND	ND	8
07/16/2007	7G17015-02	8260	ND	ND	ND	ND	2	ND	3	ND	2	ND	ND	7
10/09/2007	7J10006-09	8260	ND	ND	ND	ND	ND	ND	4	ND	3	ND	ND	7
01/14/2008	8A15002-02	8260	ND	ND	ND	ND	ND	ND	8	ND	4	ND	ND	12
04/14/2008	8D15002-01	8260	ND	ND	ND	ND	2 B	ND	6	ND	3	ND	ND	11
07/23/2008	5423257	8260	ND	ND	ND	ND	ND	0.81 J	6.8	ND	2.4 J	ND	ND	10.01
10/16/2008	5501561	8260	ND	ND	ND	ND	ND	ND	16	ND	31	ND	ND	47
01/21/2009	5582431	8260	ND	ND	ND	ND	ND	ND	6.8	ND	5 J	ND	ND	11.8
04/15/2009	5647725	8260	ND	ND	ND	ND	ND	1.3 J	11	ND	3.7 J	ND	ND	16
07/07/2009	5718476	8260	ND	ND	ND	ND	ND	0.98 J	7.8	ND	2.7 J	ND	ND	11.48
10/07/2009	5800382	8260	ND	ND	ND	ND	ND	ND	6.8	ND	2.6 J	ND	ND	9.4

ND - Not detected, indicates parameter was analyzed for, but not detected at or above the reporting limit.

To address the NYSDEC concerns regarding the presentation and plotting of nondetected values, the data for 2001 to 2004 has been reevaluated and interpreted as follows:

- 1) Nondetected concentrations have been represented as ND for reporting purposes.
- 2) Total VOCs have been recalculated and represented as the sum of the detected parameters shown on this table.
- 3) The method change to 8260 was approved by the NYSDEC and changed in January 2005.

FORMER CARBORUNDUM FACILITY

WHEATFIELD, NEW YORK

Well Id: B-42M

Date	Lab Sample Id	Method	Carbon tetrachloride (ug/L)	Chloroform (ug/L)	1,1-Dichloroethane (ug/L)	1,1-Dichloroethene (ug/L)	Methylene chloride (ug/L)	Trans-1,2-dichloroethene (ug/L)	Cis-1,2-dichloroethene (ug/L)	1,1,1-Trichloroethane (ug/L)	Trichloroethylene (TCE) (ug/L)	Tetrachloroethylene (PCE) (ug/L)	Vinyl chloride (ug/L)	Total (ug/L)
01/20/2010	5888920	8260	ND	ND	ND	ND	ND	0.81 J	8.3	ND	2.6 J	ND	ND	11.71
04/13/2010	5953085	8260	ND	ND	ND	ND	ND	1.6 J	14	ND	3.7 J	ND	ND	19.3
07/14/2010	6032685	8260	ND	ND	ND	ND	ND	1 J	9.1	ND	2.6 J	ND	ND	12.7
10/14/2010	6113373	8260	ND	ND	ND	ND	ND	ND	6.9	ND	2 J	ND	ND	8.9
01/25/2011	6191892	8260	ND	ND	ND	ND	ND	1.1 J	10	ND	2.7 J	ND	ND	13.8
04/19/2011	6263086	8260	ND	ND	ND	ND	ND	1.2 J	10	ND	3.8 J	ND	ND	15
07/13/2011	6343977	8260	ND	ND	ND	ND	ND	ND	6.9	ND	2.6 J	ND	ND	9.5
10/12/2011	6435897	8260	ND	ND	ND	ND	ND	ND	5.3	ND	1.9 J	ND	ND	7.2

ND - Not detected, indicates parameter was analyzed for, but not detected at or above the reporting limit.

To address the NYSDEC concerns regarding the presentation and plotting of nondetected values, the data for 2001 to 2004 has been reevaluated and interpreted as follows:

- 1) Nondetected concentrations have been represented as ND for reporting purposes.
- 2) Total VOCs have been recalculated and represented as the sum of the detected parameters shown on this table.
- 3) The method change to 8260 was approved by the NYSDEC and changed in January 2005.

FORMER CARBORUNDUM FACILITY

WHEATFIELD, NEW YORK

Well Id: B-43M

Date	Lab Sample Id	Method	Carbon tetrachloride (ug/L)	Chloroform (ug/L)	1,1-Dichloroethane (ug/L)	1,1-Dichloroethene (ug/L)	Methylene chloride (ug/L)	Trans-1,2-dichloroethene (ug/L)	Cis-1,2-dichloroethene (ug/L)	1,1,1-Trichloroethane (ug/L)	Trichloroethylene (TCE) (ug/L)	Tetrachloroethylene (PCE) (ug/L)	Vinyl chloride (ug/L)	Total (ug/L)
01/12/2001	A1035113	8021	ND	ND	1.4	ND	ND	ND	34	ND	4.5	ND	2.7	42.6
04/20/2001	A1366405	624	ND	ND	ND	ND	ND	ND	4.6	ND	2.9	ND	ND	7.5
07/11/2001	A1648701	8021	ND	ND	0.35 J	ND	ND	ND	2.1	ND	0.83 J	ND	0.3 J	3.58
11/12/2001	A1B23802	8021	ND	ND	ND	ND	ND	ND	14	ND	6.4	ND	0.37 J	20.77
01/21/2002	A2066007	8021	ND	ND	ND	ND	ND	0.61 J	13	ND	6.1	ND	ND	19.71
04/11/2002	A2348302	8021	ND	ND	ND	ND	ND	0.61 J	11	ND	6.3	ND	ND	17.91
07/11/2002	A2708317	8021	ND	ND	ND	ND	ND	ND	10	ND	5.4	ND	ND	15.4
10/08/2002	A2999303	8021	ND	ND	ND	ND	ND	0.38 J	6	ND	4.3	ND	0.29 J	10.97
01/16/2003	A3055804	8021	ND	ND	0.29 J	ND	ND	0.4 J	6.3	ND	3.4	ND	1.2 J	11.59
04/29/2003	A3398701	8021	ND	ND	ND	ND	ND	ND	3.8	ND	2.4	ND	0.34 J	6.54
07/17/2003	A3683706	8021	ND	ND	ND	ND	ND	ND	2.1	ND	1.1 J	ND	ND	3.2
10/16/2003	A3A09002	8021	ND	ND	ND	ND	ND	ND	3.7	ND	8.1	ND	ND	11.8
01/20/2004	A4053201	8021	ND	ND	ND	ND	ND	ND	10	ND	8.9	ND	ND	18.9
04/28/2004	A4387602	8021	ND	ND	ND	ND	ND	ND	2	ND	1.4	ND	ND	3.4
07/09/2004	A4647301	8021	ND	ND	ND	ND	ND	ND	4.3	ND	8.2	ND	ND	12.5
10/07/2004	A4994505	8021	ND	ND	ND	ND	ND	ND	7.4	ND	36	ND	ND	43.4
01/18/2005	A5051001	8260	ND	ND	ND	ND	ND	0.82 J	8.9	ND	5.5	ND	1.5 J	16.72
04/21/2005	A5402202	8260	ND	ND	ND	ND	ND	0.83 J	10	ND	40 E	ND	ND	50.83
04/21/2005	A5402202DL	8260	ND	ND	ND	ND	ND	0.69 DJ	8.6 D	ND	34 D	ND	ND	43.29
07/26/2005	A5791702	8260/5ML	ND	ND	ND	ND	ND	1.6	17	ND	79	ND	ND	97.6
10/20/2005	A5B91801	8260	ND	ND	ND	ND	ND	0.64 J	6	ND	6.8	ND	1.3 J	14.74
01/26/2006	A6102402	8260	ND	ND	ND	ND	ND	0.74 J	12	ND	4.6	ND	3.8	21.14
04/20/2006	6D21003-01	8260	ND	ND	ND	ND	ND	ND	12	ND	3	ND	3	18
07/18/2006	6G19003-07	8260	ND	ND	ND	ND	4 B	ND	8	ND	4	ND	ND	16
10/11/2006	6J12003-02	8260	ND	ND	ND	ND	ND	1	12	ND	36	ND	ND	49
01/10/2007	7A11003-02	8260	ND	ND	ND	ND	ND	ND	12	ND	5	ND	4	21
04/16/2007	7D17002-02	8260	ND	ND	ND	ND	ND	ND	9	ND	2	ND	ND	11
07/16/2007	7G17015-03	8260	ND	ND	ND	ND	ND	ND	9	ND	2	ND	3	14
10/10/2007	7J11002-07	8260	ND	ND	ND	ND	ND	ND	8	ND	3	ND	2	13
01/14/2008	8A15002-03	8260	ND	ND	ND	ND	ND	ND	9	ND	2	ND	2	13
04/14/2008	8D15002-02	8260	ND	ND	ND	ND	3 B	ND	5	ND	ND	ND	ND	8
07/23/2008	5423258	8260	ND	ND	ND	ND	ND	ND	8.5	ND	2.3 J	ND	2.6 J	13.4
10/16/2008	5501560	8260	ND	ND	ND	ND	ND	ND	10	ND	2.8 J	ND	3.1 J	15.9
01/15/2009	5578617	8260	ND	ND	ND	ND	ND	ND	9.1	ND	5.3	ND	2.5 J	16.9
04/15/2009	5647721	8260	ND	ND	ND	ND	ND	ND	7.2	ND	ND	ND	2.2 J	9.4
07/07/2009	5718475	8260	ND	ND	ND	ND	ND	ND	8.4	ND	2 J	ND	2.6 J	13
10/07/2009	5800384	8260	ND	ND	ND	ND	ND	ND	7.7	ND	2.7 J	ND	2.1 J	12.5

ND - Not detected, indicates parameter was analyzed for, but not detected at or above the reporting limit.

To address the NYSDEC concerns regarding the presentation and plotting of nondetected values, the data for 2001 to 2004 has been reevaluated and interpreted as follows:

- 1) Nondetected concentrations have been represented as ND for reporting purposes.
- 2) Total VOCs have been recalculated and represented as the sum of the detected parameters shown on this table.
- 3) The method change to 8260 was approved by the NYSDEC and changed in January 2005.

FORMER CARBORUNDUM FACILITY

WHEATFIELD, NEW YORK

Well Id: B-43M

Date	Lab Sample Id	Method	Carbon tetrachloride (ug/L)	Chloroform (ug/L)	1,1-Dichloroethane (ug/L)	1,1-Dichloroethene (ug/L)	Methylene chloride (ug/L)	Trans-1,2-dichloroethene (ug/L)	Cis-1,2-dichloroethene (ug/L)	1,1,1-Trichloroethane (ug/L)	Trichloroethylene (TCE) (ug/L)	Tetrachloroethylene (PCE) (ug/L)	Vinyl chloride (ug/L)	Total (ug/L)
01/20/2010	5888917	8260	ND	ND	ND	ND	ND	ND	6	ND	1.7 J	ND	1.5 J	9.2
04/13/2010	5953084	8260	ND	ND	ND	ND	ND	ND	5.9	ND	2.6 J	ND	ND	8.5
07/14/2010	6032683	8260	ND	ND	ND	ND	ND	ND	9.9	ND	2.8 J	ND	3 J	15.7
10/12/2010	6109758	8260	ND	ND	ND	ND	ND	ND	9.4	ND	3.3 J	ND	2.6 J	15.3
01/25/2011	6191891	8260	ND	ND	ND	ND	ND	ND	9.8	ND	3.1 J	ND	2.7 J	15.6
04/19/2011	6263085	8260	ND	ND	ND	ND	ND	ND	3.1 J	ND	ND	ND	ND	3.1
07/13/2011	6343976	8260	ND	ND	ND	ND	ND	ND	11	ND	3.8 J	ND	5.1	19.9
10/12/2011	6435898	8260	ND	ND	ND	ND	ND	ND	11	ND	3.4 J	ND	2.3 J	16.7

ND - Not detected, indicates parameter was analyzed for, but not detected at or above the reporting limit.

To address the NYSDEC concerns regarding the presentation and plotting of nondetected values, the data for 2001 to 2004 has been reevaluated and interpreted as follows:

- 1) Nondetected concentrations have been represented as ND for reporting purposes.
- 2) Total VOCs have been recalculated and represented as the sum of the detected parameters shown on this table.
- 3) The method change to 8260 was approved by the NYSDEC and changed in January 2005.

FORMER CARBORUNDUM FACILITY

WHEATFIELD, NEW YORK

Well Id: B-44M

Date	Lab Sample Id	Method	Carbon tetrachloride (ug/L)	Chloroform (ug/L)	1,1-Dichloro-ethane (ug/L)	1,1-Dichloro-ethene (ug/L)	Methylene chloride (ug/L)	Trans-1,2-dichloro-ethene (ug/L)	Cis-1,2-dichloro-ethene (ug/L)	1,1,1-Trichloro-ethane (ug/L)	Trichloro-ethylene (TCE) (ug/L)	Tetrachloro-ethylene (PCE) (ug/L)	Vinyl chloride (ug/L)	Total (ug/L)
01/13/2001	A1041307	8021	ND	ND	7.6	1.2	ND	1.1	38	1.9	8	ND	15	72.8
04/25/2001	A1382101	8021	ND	ND	6	ND	ND	0.25 J	33	0.4 J	4.3	ND	7.7	51.65
07/11/2001	A1648703	8021	ND	ND	4.5	ND	ND	ND	23	ND	3	ND	2.4	32.9
11/12/2001	A1B23803	8021	ND	ND	6.1	ND	ND	ND	33	ND	27	ND	4.5	70.6
01/22/2002	A2066013	8021	ND	ND	ND	ND	14	ND	22	ND	ND	ND	ND	36
04/12/2002	A2351802	8021	ND	ND	7.6	ND	ND	ND	33	ND	5.9	ND	5.6	52.1
07/15/2002	A2723103	8021	ND	ND	7.8	ND	ND	ND	28	ND	5.5	ND	4.4	45.7
10/09/2002	A2A07501	8021	ND	ND	9.2	ND	ND	ND	49	0.76 J	10	ND	15	83.96
01/21/2003	A3069001	8021	ND	0.54 J	7.4	ND	ND	ND	25	ND	5.5	ND	4.9	43.34
04/29/2003	A3398702	8021	ND	ND	11	ND	ND	ND	44	0.79 J	10	ND	27	92.79
07/17/2003	A3683704	8021	ND	ND	8.3	ND	ND	ND	36	0.45 J	4.8	ND	13	62.55
10/17/2003	A3A09003	8021	ND	ND	8.4	ND	ND	ND	26	ND	1.6	ND	20	56
01/20/2004	A4053203	8021	ND	ND	9.1	ND	ND	ND	15	ND	1.9	ND	9.7	35.7
04/28/2004	A4387601	8021	ND	ND	8.5	ND	ND	ND	27	ND	3.2	ND	23	61.7
07/09/2004	A4647302	8021	ND	ND	8	ND	ND	ND	15	ND	1.6	ND	19	43.6
10/07/2004	A4994504	8021	ND	ND	6.3	ND	ND	ND	5	ND	2.4	ND	5.6	19.3
01/18/2005	A5051002	8260	ND	ND	8.1	ND	ND	0.34 J	9.1	0.25 J	2.4	ND	4.9	25.09
04/21/2005	A5402201	8260	ND	ND	7.3	ND	ND	0.47 J	21	0.49 J	5.8	ND	15	50.06
07/22/2005	A5778502	8260/5ML	ND	ND	5.9	ND	ND	ND	14	ND	3.6	ND	5.5	29
10/21/2005	A5B92604	8260	ND	ND	8.7	ND	ND	ND	9.1	ND	3.7	ND	6.6	28.1
01/26/2006	A6102403	8260	ND	ND	9.1	ND	ND	0.63 J	16	0.65 J	8.1	ND	16	50.48
04/20/2006	6D21003-02	8260	ND	ND	7	ND	ND	ND	7	ND	2	ND	8	24
07/18/2006	6G19003-06	8260	ND	ND	7	ND	11 B	ND	8	ND	3	ND	5	34
10/11/2006	6J12003-04	8260	ND	ND	8	ND	ND	ND	12	ND	6	ND	9	35
01/10/2007	7A11003-03	8260	ND	ND	6	ND	ND	ND	5	ND	10	ND	6	27
04/17/2007	7D18003-04	8260	ND	ND	5	ND	ND	ND	1	ND	ND	ND	3	9
07/16/2007	7G17015-04	8260	ND	ND	7	ND	ND	ND	8	ND	5	ND	7	27
10/10/2007	7J11002-08	8260	ND	ND	6	ND	ND	ND	7	ND	4	ND	4	21
01/14/2008	8A15002-04	8260	ND	ND	7	ND	ND	ND	9	ND	5	ND	6	27
04/15/2008	8D16011-01	8260	ND	ND	5	ND	4 B	ND	4	ND	2	ND	4	19
07/28/2008	5426819	8260	ND	ND	7.7	ND	ND	ND	8.1	ND	5.2	ND	7.2	28.2
10/16/2008	5501564	8260	ND	ND	9.6	ND	ND	ND	11	ND	6.7	ND	7.5	34.8
01/15/2009	5578616	8260	ND	ND	8.3	ND	ND	ND	8.9	ND	7.4	ND	6.3	30.9
04/15/2009	5647726	8260	ND	ND	7	ND	ND	ND	5.8	ND	4.4 J	ND	5 J	22.2
07/07/2009	5718477	8260	ND	ND	8.6	ND	ND	ND	9.5	ND	5.7	ND	6.9	30.7
10/07/2009	5800386	8260	ND	ND	9	ND	ND	ND	9.3	ND	5.7	ND	9.1	33.1
01/20/2010	5888916	8260	ND	ND	10	ND	ND	ND	11	ND	6.8	ND	7.3	35.1

ND - Not detected, indicates parameter was analyzed for, but not detected at or above the reporting limit.

To address the NYSDEC concerns regarding the presentation and plotting of nondetected values, the data for 2001 to 2004 has been reevaluated and interpreted as follows:

- 1) Nondetected concentrations have been represented as ND for reporting purposes.
- 2) Total VOCs have been recalculated and represented as the sum of the detected parameters shown on this table.
- 3) The method change to 8260 was approved by the NYSDEC and changed in January 2005.

FORMER CARBORUNDUM FACILITY

WHEATFIELD, NEW YORK

Well Id: B-44M

Date	Lab Sample Id	Method	Carbon tetrachloride (ug/L)	Chloroform (ug/L)	1,1-Dichloroethane (ug/L)	1,1-Dichloroethene (ug/L)	Methylene chloride (ug/L)	Trans-1,2-dichloroethene (ug/L)	Cis-1,2-dichloroethene (ug/L)	1,1,1-Trichloroethane (ug/L)	Trichloroethylene (TCE) (ug/L)	Tetrachloroethylene (PCE) (ug/L)	Vinyl chloride (ug/L)	Total (ug/L)
04/12/2010	5951991	8260	ND	ND	7	ND	ND	ND	5.7	ND	3.4 J	ND	6	22.1
07/14/2010	6032684	8260	ND	ND	9.3	ND	ND	ND	10	ND	5.6	ND	6.9	31.8
10/12/2010	6109757	8260	ND	ND	11	ND	ND	ND	11	ND	6.3	ND	7.9	36.2
01/25/2011	6191893	8260	ND	ND	8.8	ND	ND	ND	10	ND	5.5	ND	7.1	31.4
04/19/2011	6263084	8260	ND	ND	6.7	ND	ND	ND	2.8 J	ND	1.5 J	ND	4.3 J	15.3
07/13/2011	6343973	8260	ND	ND	11	ND	ND	ND	12	ND	5.9	ND	7.1	36
10/12/2011	6435904	8260	ND	ND	9.9	ND	ND	0.82 J	12	ND	6.1	ND	6.6	35.42

ND - Not detected, indicates parameter was analyzed for, but not detected at or above the reporting limit.

To address the NYSDEC concerns regarding the presentation and plotting of nondetected values, the data for 2001 to 2004 has been reevaluated and interpreted as follows:

- 1) Nondetected concentrations have been represented as ND for reporting purposes.
- 2) Total VOCs have been recalculated and represented as the sum of the detected parameters shown on this table.
- 3) The method change to 8260 was approved by the NYSDEC and changed in January 2005.

FORMER CARBORUNDUM FACILITY

WHEATFIELD, NEW YORK

Well Id: B-45M

Date	Lab Sample Id	Method	Carbon tetrachloride (ug/L)	Chloroform (ug/L)	1,1-Dichloro-ethane (ug/L)	1,1-Dichloro-ethene (ug/L)	Methylene chloride (ug/L)	Trans-1,2-dichloro-ethene (ug/L)	Cis-1,2-dichloro-ethene (ug/L)	1,1,1-Trichloro-ethane (ug/L)	Trichloro-ethylene (TCE) (ug/L)	Tetrachloro-ethylene (PCE) (ug/L)	Vinyl chloride (ug/L)	Total (ug/L)
01/18/2001	A1052404	8021	ND	1	ND	ND	ND	ND	ND	ND	ND	ND	ND	1
04/18/2001	A1361301	624	ND	ND	ND	ND	ND	ND	ND	ND	ND	ND	ND	ND
07/18/2001	A1682901	8021	ND	ND	ND	ND	ND	ND	ND	ND	ND	ND	ND	ND
10/12/2001	A1A01003	8021	ND	ND	ND	ND	ND	ND	ND	ND	ND	ND	ND	ND
01/15/2002	A2039404	8021	ND	ND	ND	ND	ND	0.72 J	7.3	ND	0.66 J	ND	0.24 J	8.92
04/08/2002	A2332604	8260	ND	ND	ND	ND	ND	ND	1.1	ND	ND	ND	ND	1.1
07/08/2002	A2695504	8021	ND	ND	ND	ND	ND	ND	ND	ND	ND	ND	ND	ND
10/03/2002	A2980606	8021	ND	ND	ND	ND	ND	ND	0.21 J	ND	0.67 J	ND	ND	0.88
01/13/2003	A3038007	8021	ND	ND	ND	ND	ND	ND	1.6	ND	0.67 J	ND	ND	2.27
04/08/2003	A3329702	8021	ND	ND	ND	ND	ND	ND	1.2	ND	ND	ND	ND	1.2
07/03/2003	A3639718	8021	ND	ND	ND	ND	ND	ND	8.8	ND	66 E	ND	ND	74.8
07/03/2003	A3639718RE	8021	ND	ND	ND	ND	ND	ND	ND	ND	ND	ND	ND	ND
10/10/2003	A3983802	8021	ND	ND	ND	ND	ND	ND	ND	ND	ND	ND	ND	ND
01/08/2004	A4026307	8021	ND	ND	ND	ND	ND	ND	ND	ND	ND	ND	ND	ND
04/13/2004	A4331507	8021	ND	ND	ND	ND	ND	ND	ND	ND	ND	ND	ND	ND
06/30/2004	A4619404	8021	ND	ND	ND	ND	ND	ND	ND	ND	ND	ND	ND	ND
10/22/2004	A4A47804	8021	ND	ND	ND	ND	ND	ND	1.3	ND	ND	ND	ND	1.3
01/13/2005	A5036406	8260	ND	ND	ND	ND	ND	ND	0.86 J	ND	0.7 J	ND	ND	1.56
04/05/2005	A5317608	8260	ND	ND	ND	ND	ND	ND	0.35 J	ND	ND	ND	ND	0.35
07/12/2005	A5733103	8260/5ML	ND	ND	ND	ND	ND	ND	ND	ND	ND	ND	ND	ND
07/20/2006	6G21005-02	8260	ND	ND	ND	ND	3	ND	ND	ND	ND	ND	ND	3
07/10/2007	7G11015-10	8260	ND	ND	ND	ND	ND	ND	ND	ND	ND	ND	ND	ND
07/25/2008	5426026	8260	ND	ND	ND	ND	ND	ND	ND	ND	1.3 J	ND	ND	1.3
07/14/2009	5723627	8260	ND	ND	ND	ND	ND	ND	ND	ND	ND	ND	ND	ND
07/13/2010	6031613	8260	ND	ND	ND	ND	ND	ND	ND	ND	ND	ND	ND	ND
07/19/2011	6350146	8260	ND	ND	ND	ND	ND	ND	ND	ND	ND	ND	ND	ND

ND - Not detected, indicates parameter was analyzed for, but not detected at or above the reporting limit.

To address the NYSDEC concerns regarding the presentation and plotting of nondetected values, the data for 2001 to 2004 has been reevaluated and interpreted as follows:

- 1) Nondetected concentrations have been represented as ND for reporting purposes.
- 2) Total VOCs have been recalculated and represented as the sum of the detected parameters shown on this table.
- 3) The method change to 8260 was approved by the NYSDEC and changed in January 2005.

FORMER CARBORUNDUM FACILITY

WHEATFIELD, NEW YORK

Well Id: B-46M

Date	Lab Sample Id	Method	Carbon tetrachloride (ug/L)	Chloroform (ug/L)	1,1-Dichloro-ethane (ug/L)	1,1-Dichloro-ethene (ug/L)	Methylene chloride (ug/L)	Trans-1,2-dichloro-ethene (ug/L)	Cis-1,2-dichloro-ethene (ug/L)	1,1,1-Trichloro-ethane (ug/L)	Trichloro-ethylene (TCE) (ug/L)	Tetrachloro-ethylene (PCE) (ug/L)	Vinyl chloride (ug/L)	Total (ug/L)
01/17/2001	A1052405	8021	ND	0.62 J	ND	ND	1.4 J	2.3	54	ND	2.8	ND	3.2	64.32
04/18/2001	A1361304	624	ND	ND	ND	ND	ND	ND	5.8	ND	0.26	ND	ND	6.06
07/18/2001	A1682905	8021	ND	ND	ND	ND	ND	0.32 J	29	ND	1.7	ND	0.61 J	31.63
10/12/2001	A1A01004	8021	ND	ND	ND	ND	ND	0.46 J	41	ND	1.1 J	ND	2.3	44.86
01/15/2002	A2039405	8021	ND	ND	ND	ND	ND	0.46 J	31	ND	1.3	ND	1.7 J	34.46
04/09/2002	A2332611	8260	ND	ND	0.28 J	0.23 J	ND	0.88 J	62 D	ND	2.7	ND	1.8	67.89
07/09/2002	A2695508	8021	ND	ND	ND	ND	ND	ND	52	ND	ND	ND	ND	52
10/03/2002	A2980608	8021	ND	ND	ND	ND	ND	ND	120	ND	6.6	ND	3.3	129.9
01/14/2003	A3043003	8021	ND	ND	ND	ND	ND	1.1	58	ND	3.4	ND	2.9	65.4
04/08/2003	A3329705	8021	ND	ND	ND	ND	ND	ND	12	ND	0.44 J	ND	0.52 J	12.96
07/02/2003	A3639701	8021	ND	ND	ND	ND	ND	ND	36	ND	ND	ND	1.4 J	37.4
10/09/2003	A3978812	8021	ND	ND	ND	ND	ND	ND	150	ND	5.1	ND	3.8	158.9
01/08/2004	A4026306	8021	ND	ND	ND	ND	ND	ND	23	ND	1.5	ND	1.1 J	25.6
04/13/2004	A4331506	8021	ND	ND	ND	ND	ND	ND	82	ND	6.9	ND	2.5	91.4
06/30/2004	A4619405	8021	ND	ND	1.3	ND	ND	2.6	120	ND	8.7	ND	6.4	139
10/22/2004	A4A47805	8021	ND	ND	0.67 J	ND	ND	1.7	130 D	ND	9.2	ND	4.1	147.37
01/13/2005	A5036407	8260	ND	ND	ND	ND	ND	1.8	100	ND	11	ND	5.4	118.2
04/05/2005	A5317609	8260	ND	ND	ND	ND	ND	ND	1.8	ND	ND	ND	ND	1.8
07/12/2005	A5733104	8260/5ML	ND	ND	0.57 J	ND	ND	1.6	82	ND	8.2	ND	5.6	97.97
07/20/2006	6G21005-01	8260	ND	ND	ND	ND	3	1	59	ND	7	ND	4	74
07/10/2007	7G11015-11RE1	8260	ND	ND	ND	ND	ND	ND	33	ND	5	ND	2	40
07/25/2008	5426034	8260	ND	ND	ND	ND	ND	ND	18	ND	1.2 J	ND	2.7 J	21.9
07/14/2009	5723629	8260	ND	ND	ND	ND	ND	ND	28	ND	4.3 J	ND	3.2 J	35.5
07/13/2010	6031617	8260	ND	ND	ND	ND	ND	ND	29	ND	7.7	ND	2.7 J	39.4
07/19/2011	6350138	8260	ND	ND	ND	ND	ND	ND	38	ND	8.9	ND	3 J	49.9

ND - Not detected, indicates parameter was analyzed for, but not detected at or above the reporting limit.

To address the NYSDEC concerns regarding the presentation and plotting of nondetected values, the data for 2001 to 2004 has been reevaluated and interpreted as follows:

- 1) Nondetected concentrations have been represented as ND for reporting purposes.
- 2) Total VOCs have been recalculated and represented as the sum of the detected parameters shown on this table.
- 3) The method change to 8260 was approved by the NYSDEC and changed in January 2005.

FORMER CARBORUNDUM FACILITY

WHEATFIELD, NEW YORK

Well Id: B-48M

Date	Lab Sample Id	Method	Carbon tetrachloride (ug/L)	Chloroform (ug/L)	1,1-Dichloro-ethane (ug/L)	1,1-Dichloro-ethene (ug/L)	Methylene chloride (ug/L)	Trans-1,2-dichloro-ethene (ug/L)	Cis-1,2-dichloro-ethene (ug/L)	1,1,1-Trichloro-ethane (ug/L)	Trichloro-ethylene (TCE) (ug/L)	Tetrachloro-ethylene (PCE) (ug/L)	Vinyl chloride (ug/L)	Total (ug/L)
01/15/2001	A1041306	8021	ND	ND	ND	ND	ND	5.8	77	ND	31	ND	18	131.8
04/25/2001	A1382104	8021	ND	ND	ND	ND	ND	ND	10	ND	37	ND	ND	47
07/11/2001	A1648712	8021	ND	0.84 J	ND	ND	1.2 J	2.6	90	ND	9.6	ND	25	129.24
10/17/2001	A1A23302	8021	ND	ND	ND	ND	3.1	ND	13	ND	170	ND	ND	186.1
01/24/2002	A2076709	8021	ND	ND	ND	ND	ND	0.63 J	9.7	ND	15	ND	ND	25.33
04/15/2002	A2370204	8021	ND	ND	ND	ND	ND	0.46 J	7.8	ND	22	ND	ND	30.26
07/16/2002	A2722917	8021	ND	ND	ND	ND	ND	0.53 J	8.2	ND	25	ND	ND	33.73
10/09/2002	A2A07505	8021	ND	ND	ND	ND	ND	ND	8.2	ND	17	ND	ND	25.2
01/23/2003	A3075203	8021	ND	ND	ND	ND	ND	ND	7.9	ND	15	ND	ND	22.9
04/28/2003	A3399701	8021	ND	ND	ND	ND	ND	1	16	ND	20	ND	0.55 J	37.55
07/18/2003	A3689002	8021	ND	ND	ND	ND	ND	0.67 J	12	ND	13	ND	ND	25.67
10/22/2003	A3A28304	8021	ND	ND	ND	ND	ND	ND	10	ND	13	ND	ND	23
01/22/2004	A4057103	8021	ND	ND	ND	ND	ND	ND	3	ND	6.5	ND	ND	9.5
04/27/2004	A4387502	8021	ND	ND	ND	ND	ND	ND	3.2	ND	8.5	ND	ND	11.7
07/13/2004	A4663802	8021	ND	ND	ND	ND	ND	ND	2.6	ND	6.7	ND	ND	9.3
10/13/2004	A4A09401	8021	ND	ND	ND	ND	ND	ND	4.1	ND	6.6	ND	ND	10.7
01/12/2005	A5036102	8260	ND	ND	ND	ND	ND	ND	1.4	ND	5	ND	ND	6.4
04/21/2005	A5402002	8260	ND	ND	ND	ND	ND	ND	1	ND	4.6	ND	ND	5.6
07/21/2005	A5768402	8260/5ML	ND	ND	ND	ND	ND	ND	1.6	ND	5.6	ND	ND	7.2
10/20/2005	A5B92002	8260	ND	ND	ND	ND	ND	ND	2.3	ND	6.1	ND	ND	8.4
01/24/2006	A6089114	8260	ND	ND	ND	ND	ND	ND	0.79 J	ND	2.2	ND	ND	2.99
04/18/2006	6D19002-01	8260	ND	ND	ND	ND	2	ND	ND	ND	3	ND	ND	5
07/21/2006	6G21018-01	8260	ND	ND	ND	ND	ND	ND	2	ND	4	ND	ND	6
10/12/2006	6J16007-03RE1	8260	ND	ND	ND	ND	ND	ND	ND	ND	2	ND	ND	2
01/05/2007	7A05012-01	8260	ND	ND	ND	ND	ND	ND	ND	ND	2	ND	ND	2
04/11/2007	7D12002-01	8260	ND	ND	ND	ND	ND	ND	ND	ND	3	ND	ND	3
07/12/2007	7G13019-06	8260	ND	ND	ND	ND	ND	ND	ND	ND	2	ND	ND	2
10/11/2007	7J12012-07	8260	ND	ND	ND	ND	ND	ND	ND	ND	1	ND	ND	1
01/08/2008	8A09005-02	8260	ND	ND	ND	ND	ND	ND	ND	ND	1	ND	ND	1
04/10/2008	8D11008-04	8260	ND	ND	ND	ND	ND	ND	ND	ND	3	ND	ND	3
07/24/2008	5424628	8260	ND	ND	ND	ND	ND	ND	0.95 J	ND	2.9 J	ND	ND	3.85
10/15/2008	5499971	8260	ND	ND	ND	ND	ND	ND	1.4 J	ND	2.9 J	ND	ND	4.3
01/14/2009	5577591	8260	ND	ND	ND	ND	ND	ND	1.3 J	ND	2.7 J	ND	ND	4
04/14/2009	5646767	8260	ND	ND	ND	ND	ND	ND	1 J	ND	2.9 J	ND	ND	3.9
07/09/2009	5720681	8260	ND	ND	ND	ND	ND	ND	1.1 J	ND	2.4 J	ND	ND	3.5
10/05/2009	5797960	8260	ND	ND	ND	ND	ND	ND	0.91 J	ND	2.3 J	ND	ND	3.21
01/21/2010	5889955	8260	ND	ND	ND	ND	ND	ND	ND	ND	ND	ND	ND	ND

ND - Not detected, indicates parameter was analyzed for, but not detected at or above the reporting limit.

To address the NYSDEC concerns regarding the presentation and plotting of nondetected values, the data for 2001 to 2004 has been reevaluated and interpreted as follows:

- 1) Nondetected concentrations have been represented as ND for reporting purposes.
- 2) Total VOCs have been recalculated and represented as the sum of the detected parameters shown on this table.
- 3) The method change to 8260 was approved by the NYSDEC and changed in January 2005.

FORMER CARBORUNDUM FACILITY

WHEATFIELD, NEW YORK

Well Id: B-48M

Date	Lab Sample Id	Method	Carbon tetrachloride (ug/L)	Chloroform (ug/L)	1,1-Dichloroethane (ug/L)	1,1-Dichloroethene (ug/L)	Methylene chloride (ug/L)	Trans-1,2-dichloroethene (ug/L)	Cis-1,2-dichloroethene (ug/L)	1,1,1-Trichloroethane (ug/L)	Trichloroethylene (TCE) (ug/L)	Tetrachloroethylene (PCE) (ug/L)	Vinyl chloride (ug/L)	Total (ug/L)
04/14/2010	5954142	8260	ND	ND	ND	ND	ND	ND	ND	ND	1.7 J	ND	ND	1.7
07/14/2010	6032690	8260	ND	ND	ND	ND	ND	ND	ND	ND	1.7 J	ND	ND	1.7
10/14/2010	6113374	8260	ND	ND	ND	ND	ND	ND	ND	ND	1.5 J	ND	ND	1.5
01/25/2011	6191898	8260	ND	ND	ND	ND	ND	ND	ND	ND	ND	ND	ND	ND
04/18/2011	6261654	8260	ND	ND	ND	ND	ND	ND	ND	ND	1.5 J	ND	ND	1.5
07/20/2011	6352284	8260	ND	ND	ND	ND	ND	ND	ND	ND	1.2 J	ND	ND	1.2
10/11/2011	6434705	8260	ND	ND	ND	ND	ND	ND	ND	ND	ND	ND	ND	ND

ND - Not detected, indicates parameter was analyzed for, but not detected at or above the reporting limit.

To address the NYSDEC concerns regarding the presentation and plotting of nondetected values, the data for 2001 to 2004 has been reevaluated and interpreted as follows:

- 1) Nondetected concentrations have been represented as ND for reporting purposes.
- 2) Total VOCs have been recalculated and represented as the sum of the detected parameters shown on this table.
- 3) The method change to 8260 was approved by the NYSDEC and changed in January 2005.

FORMER CARBORUNDUM FACILITY

WHEATFIELD, NEW YORK

Well Id: B-49M

Date	Lab Sample Id	Method	Carbon tetrachloride (ug/L)	Chloroform (ug/L)	1,1-Dichloro-ethane (ug/L)	1,1-Dichloro-ethene (ug/L)	Methylene chloride (ug/L)	Trans-1,2-dichloro-ethene (ug/L)	Cis-1,2-dichloro-ethene (ug/L)	1,1,1-Trichloro-ethane (ug/L)	Trichloro-ethylene (TCE) (ug/L)	Tetrachloro-ethylene (PCE) (ug/L)	Vinyl chloride (ug/L)	Total (ug/L)
01/15/2001	A1041305	8021	ND	ND	ND	ND	ND	ND	2.2	ND	0.55 J	ND	ND	2.75
04/25/2001	A1382103	8021	ND	ND	ND	ND	ND	ND	0.72 J	ND	2.3	ND	ND	3.02
07/11/2001	A1648717	8021	ND	ND	ND	ND	ND	ND	0.74 J	ND	1.8	ND	ND	2.54
10/17/2001	A1A23301	8021	ND	ND	ND	ND	ND	ND	2.2	ND	120	ND	ND	122.2
01/24/2002	A2076706	8021	ND	ND	ND	ND	3.2	ND	ND	ND	ND	ND	ND	3.2
04/15/2002	A2370201	8021	ND	ND	ND	ND	ND	ND	ND	ND	0.45 J	ND	ND	0.45
07/15/2002	A2722904	8021	ND	ND	ND	ND	ND	ND	ND	ND	ND	ND	ND	ND
10/09/2002	A2A07504	8021	ND	ND	ND	ND	ND	ND	ND	ND	ND	ND	ND	ND
01/22/2003	A3068903	8021	ND	ND	ND	ND	ND	ND	ND	ND	ND	ND	ND	ND
04/23/2003	A3376303	8021	ND	ND	ND	ND	ND	ND	ND	ND	ND	ND	ND	ND
07/18/2003	A3689001	8021	ND	ND	ND	ND	ND	ND	ND	ND	0.31 J	ND	ND	0.31
10/22/2003	A3A21904	8021	ND	ND	ND	ND	ND	ND	ND	ND	ND	ND	ND	ND
01/22/2004	A4057102	8021	ND	ND	ND	ND	ND	ND	ND	ND	ND	ND	ND	ND
04/27/2004	A4387503	8021	ND	ND	ND	ND	ND	ND	ND	ND	ND	ND	ND	ND
07/13/2004	A4663803	8021	ND	ND	ND	ND	ND	ND	ND	ND	ND	ND	ND	ND
10/13/2004	A4A09402	8021	ND	ND	ND	ND	ND	ND	ND	ND	ND	ND	ND	ND
01/12/2005	A5036103	8260	ND	ND	ND	ND	ND	ND	ND	ND	ND	ND	ND	ND
04/21/2005	A5402003	8260	ND	ND	ND	ND	ND	ND	ND	ND	ND	ND	ND	ND
07/21/2005	A5768403	8260/5ML	ND	ND	ND	ND	ND	ND	0.51 J	ND	2.6	ND	ND	3.11
10/20/2005	A5B92003	8260	ND	ND	ND	ND	ND	ND	ND	ND	ND	ND	ND	ND
01/24/2006	A6089115	8260	ND	ND	ND	ND	ND	ND	ND	ND	ND	ND	ND	ND
04/18/2006	6D19002-02	8260	ND	ND	ND	ND	2	ND	ND	ND	ND	ND	ND	2
07/21/2006	6G21018-02	8260	ND	ND	ND	ND	ND	ND	ND	ND	ND	ND	ND	ND
10/12/2006	6J16007-04	8260	ND	ND	ND	ND	ND	ND	ND	ND	ND	ND	ND	ND
01/05/2007	7A05012-02	8260	ND	ND	ND	ND	5 B	ND	ND	ND	ND	ND	ND	5
04/11/2007	7D12002-02	8260	ND	ND	ND	ND	ND	ND	ND	ND	ND	ND	ND	ND
07/12/2007	7G13019-09	8260	ND	ND	ND	ND	ND	ND	ND	ND	ND	ND	ND	ND
10/11/2007	7J12012-08	8260	ND	ND	ND	ND	ND	ND	ND	ND	ND	ND	ND	ND
01/08/2008	8A09005-03	8260	ND	ND	ND	ND	ND	ND	ND	ND	1	ND	ND	1
04/10/2008	8D11008-05	8260	ND	ND	ND	ND	2	ND	ND	ND	ND	ND	ND	2
07/16/2008	5417445	8260	ND	ND	ND	ND	ND	ND	ND	ND	ND	ND	ND	ND
10/15/2008	5499972	8260	ND	ND	ND	ND	ND	ND	ND	ND	ND	ND	ND	ND
01/14/2009	5577588	8260	ND	ND	ND	ND	ND	ND	ND	ND	ND	ND	ND	ND
04/14/2009	5646768	8260	ND	ND	ND	ND	ND	ND	ND	ND	ND	ND	ND	ND
07/09/2009	5720679	8260	ND	ND	ND	ND	ND	ND	ND	ND	ND	ND	ND	ND
10/05/2009	5797959	8260	ND	ND	ND	ND	ND	ND	ND	ND	ND	ND	ND	ND
01/21/2010	5889957	8260	ND	ND	ND	ND	ND	ND	ND	ND	ND	ND	ND	ND

ND - Not detected, indicates parameter was analyzed for, but not detected at or above the reporting limit.

To address the NYSDEC concerns regarding the presentation and plotting of nondetected values, the data for 2001 to 2004 has been reevaluated and interpreted as follows:

- 1) Nondetected concentrations have been represented as ND for reporting purposes.
- 2) Total VOCs have been recalculated and represented as the sum of the detected parameters shown on this table.
- 3) The method change to 8260 was approved by the NYSDEC and changed in January 2005.

FORMER CARBORUNDUM FACILITY

WHEATFIELD, NEW YORK

Well Id: B-49M

Date	Lab Sample Id	Method	Carbon tetrachloride (ug/L)	Chloroform (ug/L)	1,1-Dichloroethane (ug/L)	1,1-Dichloroethene (ug/L)	Methylene chloride (ug/L)	Trans-1,2-dichloroethene (ug/L)	Cis-1,2-dichloroethene (ug/L)	1,1,1-Trichloroethane (ug/L)	Trichloroethylene (TCE) (ug/L)	Tetrachloroethylene (PCE) (ug/L)	Vinyl chloride (ug/L)	Total (ug/L)
04/14/2010	5954141	8260	ND	ND	ND	ND	ND	ND	ND	ND	ND	ND	ND	ND
07/14/2010	6032691	8260	ND	ND	ND	ND	ND	ND	ND	ND	ND	ND	ND	ND
10/14/2010	6113375	8260	ND	ND	ND	ND	ND	ND	ND	ND	ND	ND	ND	ND
01/25/2011	6191901	8260	ND	ND	ND	ND	ND	ND	ND	ND	ND	ND	ND	ND
04/18/2011	6261655	8260	ND	ND	ND	ND	ND	ND	ND	ND	ND	ND	ND	ND
07/20/2011	6352287	8260	ND	ND	ND	ND	ND	ND	ND	ND	ND	ND	ND	ND
10/11/2011	6434706	8260	ND	ND	ND	ND	ND	ND	ND	ND	ND	ND	ND	ND

ND - Not detected, indicates parameter was analyzed for, but not detected at or above the reporting limit.

To address the NYSDEC concerns regarding the presentation and plotting of nondetected values, the data for 2001 to 2004 has been reevaluated and interpreted as follows:

- 1) Nondetected concentrations have been represented as ND for reporting purposes.
- 2) Total VOCs have been recalculated and represented as the sum of the detected parameters shown on this table.
- 3) The method change to 8260 was approved by the NYSDEC and changed in January 2005.

FORMER CARBORUNDUM FACILITY

WHEATFIELD, NEW YORK

Well Id: B-50M

Date	Lab Sample Id	Method	Carbon tetrachloride (ug/L)	Chloroform (ug/L)	1,1-Dichloro-ethane (ug/L)	1,1-Dichloro-ethene (ug/L)	Methylene chloride (ug/L)	Trans-1,2-dichloro-ethene (ug/L)	Cis-1,2-dichloro-ethene (ug/L)	1,1,1-Trichloro-ethane (ug/L)	Trichloro-ethylene (TCE) (ug/L)	Tetrachloro-ethylene (PCE) (ug/L)	Vinyl chloride (ug/L)	Total (ug/L)
01/16/2001	A1043903	8021	ND	ND	ND	ND	ND	ND	1.7	ND	5.8	ND	ND	7.5
04/17/2001	A1345703	624	ND	ND	ND	ND	ND	ND	ND	ND	8.6	ND	ND	8.6
07/13/2001	A1663810	8021	ND	ND	ND	ND	ND	ND	0.32 J	ND	6	ND	ND	6.32
10/10/2001	A1994704	8021	ND	ND	ND	ND	ND	ND	0.38 J	ND	6.1	ND	ND	6.48
01/22/2002	A2066011RE	8021	ND	ND	ND	ND	ND	ND	2.2	ND	10	ND	ND	12.2
04/11/2002	A2348303	8021	ND	ND	ND	ND	ND	ND	4.7	ND	16	ND	ND	20.7
07/12/2002	A2713908	8021	ND	ND	ND	ND	ND	ND	7.2	ND	19	ND	ND	26.2
10/08/2002	A2999310	8021	ND	ND	ND	ND	ND	0.26 J	6	ND	10	ND	ND	16.26
01/20/2003	A3060802	8021	ND	ND	ND	ND	ND	ND	1.9	ND	9.8	ND	ND	11.7
04/29/2003	A3398703	8021	ND	ND	ND	ND	ND	ND	2.4	ND	18	ND	ND	20.4
07/16/2003	A3683702	8021	ND	ND	ND	ND	ND	0.2 J	3.6	ND	14	ND	ND	17.8
10/16/2003	A3A09001	8021	ND	ND	ND	ND	ND	ND	ND	ND	ND	ND	ND	ND
04/23/2004	A4373002	8021	ND	ND	ND	ND	ND	ND	23	ND	28	ND	ND	51
07/20/2004	A4682801	8021	ND	ND	ND	ND	ND	ND	20 E	ND	30 E	ND	ND	50
07/20/2004	A4682801	8260	ND	ND	ND	ND	ND	0.98 J	19	ND	34	ND	0.92 J	54.9
10/22/2004	A4A48002	8021	ND	ND	ND	ND	ND	0.87 J	23	ND	32	ND	0.59 J	56.46
01/17/2005	A5044301	8260	ND	ND	ND	ND	ND	0.67 J	12	ND	27	ND	ND	39.67
04/19/2005	A5387501	8260	ND	ND	ND	ND	ND	1.1	16	ND	56 E	ND	ND	73.1
04/19/2005	A5387501DL	8260	ND	ND	ND	ND	ND	1.1 D	15 D	ND	55 D	ND	ND	71.1
07/22/2005	A5778501	8260/5ML	ND	ND	ND	ND	ND	1.2	15	ND	51	ND	ND	67.2
07/18/2006	6G19003-11RE1	8260	ND	ND	ND	ND	ND	ND	14	ND	44	ND	ND	58
07/12/2007	7G13019-01	8260	ND	ND	ND	ND	ND	ND	19	ND	69	ND	ND	88
07/22/2008	5422168	8260	ND	ND	ND	ND	ND	1.6 J	25	ND	91	ND	ND	117.6
07/09/2009	5720686	8260	ND	ND	ND	ND	ND	ND	9.2	ND	51	ND	ND	60.2
07/20/2010	6038215	8260	ND	ND	ND	ND	ND	0.9 J	10	ND	49	ND	ND	59.9
07/21/2011	6353676	8260	ND	ND	ND	ND	ND	1 J	13	ND	53	ND	ND	67

ND - Not detected, indicates parameter was analyzed for, but not detected at or above the reporting limit.

To address the NYSDEC concerns regarding the presentation and plotting of nondetected values, the data for 2001 to 2004 has been reevaluated and interpreted as follows:

- 1) Nondetected concentrations have been represented as ND for reporting purposes.
- 2) Total VOCs have been recalculated and represented as the sum of the detected parameters shown on this table.
- 3) The method change to 8260 was approved by the NYSDEC and changed in January 2005.

FORMER CARBORUNDUM FACILITY

WHEATFIELD, NEW YORK

Well Id: B-51M

Date	Lab Sample Id	Method	Carbon tetrachloride (ug/L)	Chloroform (ug/L)	1,1-Dichloroethane (ug/L)	1,1-Dichloroethene (ug/L)	Methylene chloride (ug/L)	Trans-1,2-dichloroethene (ug/L)	Cis-1,2-dichloroethene (ug/L)	1,1,1-Trichloroethane (ug/L)	Trichloroethylene (TCE) (ug/L)	Tetrachloroethylene (PCE) (ug/L)	Vinyl chloride (ug/L)	Total (ug/L)
01/16/2001	A1043904	8021	ND	ND	ND	ND	ND	ND	ND	ND	ND	ND	ND	ND
04/17/2001	A1345701	624	ND	ND	ND	ND	ND	ND	ND	ND	ND	ND	ND	ND
07/13/2001	A1663815	8021	ND	ND	ND	ND	ND	ND	ND	ND	ND	ND	ND	ND
10/10/2001	A1994705	8021	ND	ND	ND	ND	ND	ND	ND	ND	ND	ND	ND	ND
01/17/2002	A2058503	8021	ND	ND	ND	ND	ND	ND	ND	ND	ND	ND	ND	ND
04/09/2002	A2332610	8260	ND	ND	ND	ND	ND	ND	ND	ND	ND	ND	ND	ND
07/10/2002	A2708307	8021	ND	ND	ND	ND	ND	ND	ND	ND	ND	ND	ND	ND
10/03/2002	A2980613	8021	ND	ND	ND	ND	ND	ND	ND	ND	ND	ND	ND	ND
01/15/2003	A3043009	8021	ND	ND	ND	ND	ND	ND	ND	ND	ND	ND	ND	ND
04/17/2003	A3361703	8021	ND	ND	ND	ND	ND	ND	ND	ND	ND	ND	ND	ND
07/15/2003	A3670610	8021	ND	ND	ND	ND	ND	ND	ND	ND	ND	ND	ND	ND
10/16/2003	A3A08902	8021	ND	ND	ND	ND	ND	ND	ND	ND	ND	ND	ND	ND
04/21/2004	A4356905	8021	ND	ND	ND	ND	ND	ND	ND	ND	ND	ND	ND	ND
07/20/2004	A4682901	8021	ND	ND	ND	ND	ND	ND	ND	ND	ND	ND	ND	ND
10/21/2004	A4A47807	8021	ND	ND	ND	ND	ND	ND	ND	ND	ND	ND	ND	ND
04/22/2005	A5402102	8260	ND	ND	ND	ND	ND	ND	ND	ND	ND	ND	ND	ND
07/22/2005	A5778403	8260/5ML	ND	ND	ND	ND	ND	ND	ND	ND	ND	ND	ND	ND
07/18/2006	6G19003-12	8260	ND	ND	ND	ND	4 B	ND	ND	ND	ND	ND	ND	4
07/11/2007	7G12003-08	8260	ND	ND	ND	ND	ND	ND	ND	ND	ND	ND	ND	ND
07/22/2008	5422169	8260	ND	ND	ND	ND	ND	ND	ND	ND	ND	ND	ND	ND
07/09/2009	5720688	8260	ND	ND	ND	ND	ND	ND	ND	ND	ND	ND	ND	ND

ND - Not detected, indicates parameter was analyzed for, but not detected at or above the reporting limit.

To address the NYSDEC concerns regarding the presentation and plotting of nondetected values, the data for 2001 to 2004 has been reevaluated and interpreted as follows:

- 1) Nondetected concentrations have been represented as ND for reporting purposes.
- 2) Total VOCs have been recalculated and represented as the sum of the detected parameters shown on this table.
- 3) The method change to 8260 was approved by the NYSDEC and changed in January 2005.

FORMER CARBORUNDUM FACILITY

WHEATFIELD, NEW YORK

Well Id: B-52M

Date	Lab Sample Id	Method	Carbon tetrachloride (ug/L)	Chloroform (ug/L)	1,1-Dichloro-ethane (ug/L)	1,1-Dichloro-ethene (ug/L)	Methylene chloride (ug/L)	Trans-1,2-dichloro-ethene (ug/L)	Cis-1,2-dichloro-ethene (ug/L)	1,1,1-Trichloro-ethane (ug/L)	Trichloro-ethylene (TCE) (ug/L)	Tetrachloro-ethylene (PCE) (ug/L)	Vinyl chloride (ug/L)	Total (ug/L)
01/18/2001	A1052402	8021	ND	ND	ND	ND	ND	ND	ND	ND	ND	ND	ND	ND
04/17/2001	A1345706	624	ND	ND	ND	ND	ND	ND	ND	ND	ND	ND	ND	ND
07/16/2001	A1674107	8021	ND	ND	ND	ND	ND	ND	ND	ND	ND	ND	ND	ND
10/16/2001	A1A17407	8021	ND	ND	ND	ND	ND	ND	ND	ND	ND	ND	ND	ND
01/17/2002	A2058504	8021	ND	ND	ND	ND	ND	ND	ND	ND	ND	ND	ND	ND
04/16/2002	A2369802	8021	ND	ND	ND	ND	ND	ND	ND	ND	ND	ND	ND	ND
07/11/2002	A2708308	8021	ND	ND	ND	ND	ND	ND	ND	ND	ND	ND	ND	ND
10/11/2002	A2A14501	8021	ND	ND	ND	ND	ND	ND	ND	ND	ND	ND	ND	ND
01/16/2003	A3056005	8021	ND	ND	ND	ND	ND	ND	ND	ND	ND	ND	ND	ND
04/07/2003	A3320705	8021	ND	ND	ND	ND	ND	ND	ND	ND	ND	ND	ND	ND
07/02/2003	A3639702	8021	ND	ND	ND	ND	ND	ND	ND	ND	ND	ND	ND	ND
10/10/2003	A3983801	8021	ND	ND	ND	ND	ND	ND	ND	ND	ND	ND	ND	ND
04/13/2004	A4331508	8021	ND	ND	ND	ND	ND	ND	ND	ND	ND	ND	ND	ND
06/30/2004	A4619401	8021	ND	ND	ND	ND	ND	ND	ND	ND	ND	ND	ND	ND
10/22/2004	A4A47803	8021	ND	ND	ND	ND	ND	ND	ND	ND	ND	ND	ND	ND
01/13/2005	A5036408	8260	ND	ND	ND	ND	ND	ND	ND	ND	ND	ND	ND	ND
04/06/2005	A5317601	8260	ND	ND	ND	ND	ND	ND	ND	ND	ND	ND	ND	ND
07/07/2005	A5706804	8260	ND	ND	ND	ND	ND	ND	ND	ND	ND	ND	ND	ND
07/19/2006	6G20004-04	8260	ND	ND	ND	ND	ND	ND	ND	ND	ND	ND	ND	ND
07/12/2007	7G13019-02	8260	ND	ND	ND	ND	ND	ND	ND	ND	ND	ND	ND	ND
07/22/2008	5422160	8260	ND	ND	ND	ND	ND	ND	ND	ND	ND	ND	ND	ND
07/09/2009	5720691	8260	ND	ND	ND	ND	ND	ND	ND	ND	ND	ND	ND	ND
07/20/2010	6038217	8260	ND	ND	ND	ND	ND	ND	ND	ND	ND	ND	ND	ND
07/21/2011	6353671	8260	ND	ND	ND	ND	ND	ND	ND	ND	ND	ND	ND	ND

ND - Not detected, indicates parameter was analyzed for, but not detected at or above the reporting limit.

To address the NYSDEC concerns regarding the presentation and plotting of nondetected values, the data for 2001 to 2004 has been reevaluated and interpreted as follows:

- 1) Nondetected concentrations have been represented as ND for reporting purposes.
- 2) Total VOCs have been recalculated and represented as the sum of the detected parameters shown on this table.
- 3) The method change to 8260 was approved by the NYSDEC and changed in January 2005.

FORMER CARBORUNDUM FACILITY

WHEATFIELD, NEW YORK

Well Id: B-53M

Date	Lab Sample Id	Method	Carbon tetrachloride (ug/L)	Chloroform (ug/L)	1,1-Dichloro-ethane (ug/L)	1,1-Dichloro-ethene (ug/L)	Methylene chloride (ug/L)	Trans-1,2-dichloro-ethene (ug/L)	Cis-1,2-dichloro-ethene (ug/L)	1,1,1-Trichloro-ethane (ug/L)	Trichloro-ethylene (TCE) (ug/L)	Tetrachloro-ethylene (PCE) (ug/L)	Vinyl chloride (ug/L)	Total (ug/L)
01/18/2001	A1052403	8021	ND	ND	ND	ND	ND	ND	0.44 J	ND	4.6	ND	ND	5.04
04/17/2001	A1345705	624	ND	ND	ND	ND	ND	ND	ND	ND	5.8	ND	ND	5.8
07/16/2001	A1674105	8021	ND	ND	ND	ND	ND	ND	0.2 J	ND	3.8	ND	ND	4
10/16/2001	A1A17408	8021	ND	ND	ND	ND	ND	ND	0.32 J	ND	7.1	ND	ND	7.42
01/22/2002	A2066010	8021	ND	ND	ND	ND	ND	ND	ND	ND	3.8	ND	ND	3.8
04/17/2002	A2378403	8021	ND	ND	ND	ND	ND	ND	1.4	ND	4.2	ND	ND	5.6
07/12/2002	A2713905	8021	ND	ND	ND	ND	ND	ND	1.6	ND	5.1	ND	ND	6.7
10/11/2002	A2A14601	8021	ND	ND	ND	ND	ND	ND	1.6	ND	12	ND	ND	13.6
01/20/2003	A3060803	8021	ND	ND	ND	ND	ND	ND	1.4	ND	7.4	ND	ND	8.8
04/09/2003	A3329508	8021	ND	ND	ND	ND	ND	ND	1.6	ND	11	ND	ND	12.6
07/08/2003	A3649107	8021	ND	ND	ND	ND	ND	ND	0.6 J	ND	8	ND	ND	8.6
10/13/2003	A3991404	8021	ND	ND	ND	ND	ND	ND	1.2	ND	7.6	ND	ND	8.8
04/13/2004	A4331801	8021	ND	ND	ND	ND	ND	ND	2.6	ND	4.9	ND	ND	7.5
07/07/2004	A4636501	8021	ND	ND	ND	ND	ND	ND	2.5	ND	4.6	ND	ND	7.1
10/22/2004	A4A48003	8021	ND	ND	ND	ND	ND	ND	1.9	ND	9.8	ND	ND	11.7
01/13/2005	A5036205	8260	ND	ND	ND	ND	ND	ND	2.1	ND	3.5	ND	1 J	6.6
04/06/2005	A5317805	8260	ND	ND	ND	ND	ND	ND	1.8	ND	2.1	ND	ND	3.9
07/07/2005	A5706901	8260/5ML	ND	ND	ND	ND	ND	ND	1.9	ND	1.8	ND	ND	3.7
07/19/2006	6G20004-03	8260	ND	ND	ND	ND	ND	ND	2	ND	2	ND	ND	4
07/12/2007	7G13019-03	8260	ND	ND	ND	ND	ND	ND	2	ND	2	ND	ND	4
07/22/2008	5422161	8260	ND	ND	ND	ND	ND	ND	6.9	ND	26	ND	ND	32.9
07/09/2009	5720692	8260	ND	ND	ND	ND	ND	ND	2.9 J	ND	9.4	ND	ND	12.3
07/20/2010	6038218	8260	ND	ND	ND	ND	ND	ND	1.7 J	ND	13	ND	ND	14.7
04/13/2011	6258129	8260	ND	ND	ND	ND	ND	ND	3 J	ND	16	ND	ND	19
07/21/2011	6353670	8260	ND	ND	ND	ND	ND	ND	2 J	ND	9.3	ND	ND	11.3

ND - Not detected, indicates parameter was analyzed for, but not detected at or above the reporting limit.

To address the NYSDEC concerns regarding the presentation and plotting of nondetected values, the data for 2001 to 2004 has been reevaluated and interpreted as follows:

- 1) Nondetected concentrations have been represented as ND for reporting purposes.
- 2) Total VOCs have been recalculated and represented as the sum of the detected parameters shown on this table.
- 3) The method change to 8260 was approved by the NYSDEC and changed in January 2005.

FORMER CARBORUNDUM FACILITY

WHEATFIELD, NEW YORK

Well Id: B-54M

Date	Lab Sample Id	Method	Carbon tetrachloride (ug/L)	Chloroform (ug/L)	1,1-Dichloro-ethane (ug/L)	1,1-Dichloro-ethene (ug/L)	Methylene chloride (ug/L)	Trans-1,2-dichloro-ethene (ug/L)	Cis-1,2-dichloro-ethene (ug/L)	1,1,1-Trichloro-ethane (ug/L)	Trichloro-ethylene (TCE) (ug/L)	Tetrachloro-ethylene (PCE) (ug/L)	Vinyl chloride (ug/L)	Total (ug/L)
01/22/2001	A1063401	8021	ND	ND	ND	ND	ND	ND	ND	ND	ND	ND	ND	ND
04/18/2001	A1361305	624	ND	ND	ND	ND	ND	ND	ND	ND	ND	ND	ND	ND
07/16/2001	A1674104	8021	ND	ND	ND	ND	ND	ND	ND	ND	ND	ND	ND	ND
10/11/2001	A1994708	8021	ND	ND	ND	ND	ND	ND	ND	ND	ND	ND	ND	ND
01/15/2002	A2039406	8021	ND	ND	ND	ND	ND	ND	ND	ND	ND	ND	ND	ND
04/08/2002	A2332605	8260	ND	ND	ND	ND	ND	ND	ND	ND	ND	ND	ND	ND
07/09/2002	A2695506	8021	ND	ND	ND	ND	ND	ND	ND	ND	ND	ND	ND	ND
10/03/2002	A2980604	8021	ND	ND	ND	ND	ND	ND	ND	ND	ND	ND	ND	ND
01/14/2003	A3043001	8021	ND	ND	ND	ND	ND	ND	ND	ND	ND	ND	ND	ND
04/08/2003	A3320707	8021	ND	ND	ND	ND	ND	ND	ND	ND	ND	ND	ND	ND
07/08/2003	A3649205	8021	ND	ND	ND	ND	ND	ND	ND	ND	ND	ND	ND	ND
10/10/2003	A3983805	8021	ND	ND	ND	ND	ND	ND	ND	ND	ND	ND	ND	ND
04/13/2004	A4331509	8021	ND	ND	ND	ND	ND	ND	ND	ND	ND	ND	ND	ND
06/30/2004	A4619402	8021	ND	ND	ND	ND	ND	ND	ND	ND	ND	ND	ND	ND
10/22/2004	A4A47802	8021	ND	ND	ND	ND	0.58 J	ND	ND	ND	ND	ND	ND	0.58
01/17/2005	A5043901	8260	ND	ND	ND	ND	ND	ND	ND	ND	ND	ND	ND	ND
04/06/2005	A5317602	8260	ND	ND	ND	ND	ND	ND	ND	ND	ND	ND	ND	ND
07/07/2005	A5706803	8260	ND	ND	ND	ND	ND	ND	ND	ND	ND	ND	ND	ND
07/19/2006	6G20004-08	8260	ND	ND	ND	ND	ND	ND	ND	ND	ND	ND	ND	ND
07/12/2007	7G13019-04	8260	ND	ND	ND	ND	ND	ND	ND	ND	ND	ND	ND	ND
07/22/2008	5422162	8260	ND	ND	ND	ND	ND	ND	ND	ND	ND	ND	ND	ND
07/09/2009	5720689	8260	ND	ND	ND	ND	ND	ND	ND	ND	ND	ND	ND	ND
07/22/2010	6040538	8260	ND	ND	ND	ND	ND	ND	ND	ND	ND	ND	ND	ND
07/21/2011	6353669	8260	ND	ND	ND	ND	ND	ND	ND	ND	ND	ND	ND	ND

ND - Not detected, indicates parameter was analyzed for, but not detected at or above the reporting limit.

To address the NYSDEC concerns regarding the presentation and plotting of nondetected values, the data for 2001 to 2004 has been reevaluated and interpreted as follows:

- 1) Nondetected concentrations have been represented as ND for reporting purposes.
- 2) Total VOCs have been recalculated and represented as the sum of the detected parameters shown on this table.
- 3) The method change to 8260 was approved by the NYSDEC and changed in January 2005.

FORMER CARBORUNDUM FACILITY

WHEATFIELD, NEW YORK

Well Id: B-55M

Date	Lab Sample Id	Method	Carbon tetrachloride (ug/L)	Chloroform (ug/L)	1,1-Dichloroethane (ug/L)	1,1-Dichloroethene (ug/L)	Methylene chloride (ug/L)	Trans-1,2-dichloroethene (ug/L)	Cis-1,2-dichloroethene (ug/L)	1,1,1-Trichloroethane (ug/L)	Trichloroethylene (TCE) (ug/L)	Tetrachloroethylene (PCE) (ug/L)	Vinyl chloride (ug/L)	Total (ug/L)
01/22/2001	A1063402	8021	ND	ND	ND	ND	ND	ND	ND	ND	ND	ND	ND	ND
04/18/2001	A1361302	624	ND	ND	ND	ND	ND	ND	ND	ND	ND	ND	ND	ND
07/16/2001	A1674103	8021	ND	ND	ND	ND	ND	ND	ND	ND	ND	ND	ND	ND
10/11/2001	A1994707	8021	ND	ND	ND	ND	ND	ND	ND	ND	ND	ND	ND	ND
01/15/2002	A2039407	8021	ND	ND	ND	ND	ND	ND	ND	ND	ND	ND	ND	ND
04/09/2002	A2332607	8260	ND	ND	ND	ND	ND	ND	ND	ND	ND	ND	ND	ND
07/09/2002	A2695512	8021	ND	ND	ND	ND	ND	ND	ND	ND	ND	ND	ND	ND
10/03/2002	A2980605	8021	ND	ND	ND	ND	ND	ND	ND	ND	ND	ND	ND	ND
01/14/2003	A3043002	8021	ND	ND	ND	ND	ND	ND	ND	ND	ND	ND	ND	ND
04/08/2003	A3320706	8021	ND	ND	ND	ND	ND	ND	ND	ND	ND	ND	ND	ND
07/08/2003	A3649206	8021	ND	ND	ND	ND	ND	ND	ND	ND	ND	ND	ND	ND
10/10/2003	A3983804	8021	ND	ND	ND	ND	ND	ND	ND	ND	ND	ND	ND	ND
04/13/2004	A4331510	8021	ND	ND	ND	ND	ND	ND	ND	ND	ND	ND	ND	ND
06/30/2004	A4619403	8021	ND	ND	ND	ND	ND	ND	ND	ND	ND	ND	ND	ND
10/22/2004	A4A47801	8021	ND	ND	ND	ND	ND	ND	ND	ND	ND	ND	ND	ND
01/17/2005	A5043902	8260	ND	ND	ND	ND	ND	ND	ND	ND	ND	ND	ND	ND
04/06/2005	A5317603	8260	ND	ND	ND	ND	ND	ND	ND	ND	ND	ND	ND	ND
07/07/2005	A5706802	8260	ND	ND	ND	ND	ND	ND	ND	ND	ND	ND	ND	ND
07/19/2006	6G20004-09	8260	ND	ND	ND	ND	ND	ND	ND	ND	ND	ND	ND	ND
07/12/2007	7G13019-05	8260	ND	ND	ND	ND	ND	ND	ND	ND	ND	ND	ND	ND
07/22/2008	5422163	8260	ND	ND	ND	ND	ND	ND	ND	ND	ND	ND	ND	ND
07/09/2009	5720690	8260	ND	ND	ND	ND	ND	ND	ND	ND	ND	ND	ND	ND
07/22/2010	6040537	8260	ND	ND	ND	ND	ND	ND	ND	ND	ND	ND	ND	ND
07/21/2011	6353668	8260	ND	ND	ND	ND	ND	ND	ND	ND	ND	ND	ND	ND

ND - Not detected, indicates parameter was analyzed for, but not detected at or above the reporting limit.

To address the NYSDEC concerns regarding the presentation and plotting of nondetected values, the data for 2001 to 2004 has been reevaluated and interpreted as follows:

- 1) Nondetected concentrations have been represented as ND for reporting purposes.
- 2) Total VOCs have been recalculated and represented as the sum of the detected parameters shown on this table.
- 3) The method change to 8260 was approved by the NYSDEC and changed in January 2005.

FORMER CARBORUNDUM FACILITY

WHEATFIELD, NEW YORK

Well Id: B-56M

Date	Lab Sample Id	Method	Carbon tetrachloride (ug/L)	Chloroform (ug/L)	1,1-Dichloroethane (ug/L)	1,1-Dichloroethene (ug/L)	Methylene chloride (ug/L)	Trans-1,2-dichloroethene (ug/L)	Cis-1,2-dichloroethene (ug/L)	1,1,1-Trichloroethane (ug/L)	Trichloroethylene (TCE) (ug/L)	Tetrachloroethylene (PCE) (ug/L)	Vinyl chloride (ug/L)	Total (ug/L)
01/17/2001	A1052409	8021	ND	1	0.48 J	ND	0.56 J	2.7	71	ND	28	ND	2.4	106.14
04/16/2001	A1345803	624	ND	ND	ND	ND	ND	ND	18	ND	27	ND	ND	45
07/16/2001	A1674111	8021	ND	2.1	0.51 J	ND	1 J	2	95	ND	46	ND	ND	146.61
10/11/2001	A1994710	8021	ND	ND	ND	ND	ND	0.74 J	43	ND	31 D	ND	ND	74.74
01/24/2002	A2076708	8021	ND	2.3	ND	ND	2.5	ND	63	ND	280	ND	ND	347.8
04/15/2002	A2370203	8021	ND	ND	ND	ND	ND	ND	9.8	ND	44	ND	ND	53.8
07/16/2002	A2722905	8021	ND	ND	ND	ND	3	ND	16	ND	74	ND	ND	93
10/09/2002	A2A07502	8021	ND	ND	ND	ND	ND	ND	9.5	ND	39	ND	ND	48.5
01/23/2003	A3075202	8021	ND	ND	ND	ND	ND	ND	86	6.6	150	ND	ND	242.6
04/15/2003	A3356603	8021	ND	ND	ND	ND	86	1.4	29	1	80	ND	ND	197.4
07/21/2003	A3699403	8021	ND	ND	ND	ND	ND	ND	29	ND	71	ND	ND	100
10/21/2003	A3A21901	8021	ND	ND	ND	ND	2.3 J	ND	48	ND	110	ND	ND	160.3
01/28/2004	A4077601	8021	ND	ND	ND	ND	ND	1.7	52	ND	200	ND	ND	253.7
04/21/2004	A4356601	8021	ND	ND	ND	ND	1.8 J	ND	16	ND	68	ND	ND	85.8
07/21/2004	A4687102	8260	ND	ND	ND	ND	5.1	ND	19	ND	110	ND	ND	134.1
10/20/2004	A4A32302	8021	ND	ND	ND	ND	ND	ND	16	ND	84	ND	ND	100
01/13/2005	A5036107	8260	ND	ND	ND	ND	ND	1.1	22	0.64 J	160 E	ND	ND	183.74
01/13/2005	A5036107DL	8260							17 D		110 D			127
04/22/2005	A5402001	8260	ND	ND	ND	ND	ND	0.7 J	9.9	ND	63	ND	ND	73.6
07/19/2005	A5762301	8260/5ML	ND	ND	ND	ND	ND	0.95 J	14	ND	78	ND	ND	92.95
10/20/2005	A5B91901	8260	ND	ND	ND	ND	ND	1.5	20	0.56 J	100 E	ND	0.63 J	122.69
10/20/2005	A5B91901DL	8260	ND	ND	ND	ND	3 BD	ND	19 D	ND	82 D	ND	ND	104
01/23/2006	A6084703	8260	ND	ND	ND	ND	ND	1	17	ND	100 E	ND	ND	118
01/23/2006	A6084703DL	8260	ND	3.4 D	ND	ND	1.2 DJ	0.97 DJ	16 D	ND	94 D	ND	ND	115.57
04/12/2006	6D13005-07	8260	ND	ND	ND	ND	ND	ND	7	ND	40	ND	ND	47
07/19/2006	6G20004-05	8260	ND	ND	ND	ND	ND	ND	13	ND	74	ND	ND	87
10/10/2006	6J11002-04	8260	ND	ND	ND	ND	ND	ND	9	ND	35	ND	ND	44
01/08/2007	7A09003-03	8260	ND	ND	ND	ND	ND	ND	3	ND	13	ND	ND	16
04/04/2007	7D05011-03	8260	ND	ND	ND	ND	ND	ND	1	ND	8	ND	ND	9
07/11/2007	7G12003-04	8260	ND	ND	ND	ND	ND	ND	3	ND	16	ND	ND	19
10/10/2007	7J11002-06	8260	ND	ND	ND	ND	2 B	ND	6	ND	27	ND	ND	35
01/08/2008	8A09005-07	8260	ND	ND	1	ND	4	ND	23	2	60	ND	ND	90
04/07/2008	8D08002-04	8260	ND	ND	ND	ND	ND	ND	6	ND	20	ND	ND	26
07/28/2008	5426818	8260	ND	ND	ND	ND	ND	ND	6.9	ND	19	ND	ND	25.9
10/17/2008	5502675	8260	ND	ND	2 J	ND	ND	1.4 J	41	2 J	110	ND	1.2 J	157.6
01/13/2009	5576512	8260	ND	ND	1 J	ND	ND	ND	23	1.3 J	73	ND	ND	98.3
04/13/2009	5647712	8260	ND	ND	ND	ND	ND	ND	17	ND	64	ND	ND	81

ND - Not detected, indicates parameter was analyzed for, but not detected at or above the reporting limit.

To address the NYSDEC concerns regarding the presentation and plotting of nondetected values, the data for 2001 to 2004 has been reevaluated and interpreted as follows:

- 1) Nondetected concentrations have been represented as ND for reporting purposes.
- 2) Total VOCs have been recalculated and represented as the sum of the detected parameters shown on this table.
- 3) The method change to 8260 was approved by the NYSDEC and changed in January 2005.

FORMER CARBORUNDUM FACILITY

WHEATFIELD, NEW YORK

Well Id: B-56M

Date	Lab Sample Id	Method	Carbon tetrachloride (ug/L)	Chloroform (ug/L)	1,1-Dichloroethane (ug/L)	1,1-Dichloroethene (ug/L)	Methylene chloride (ug/L)	Trans-1,2-dichloroethene (ug/L)	Cis-1,2-dichloroethene (ug/L)	1,1,1-Trichloroethane (ug/L)	Trichloroethylene (TCE) (ug/L)	Tetrachloroethylene (PCE) (ug/L)	Vinyl chloride (ug/L)	Total (ug/L)
07/15/2009	5724675	8260	ND	ND	ND	ND	ND	0.87 J	21	ND	82	ND	ND	103.87
10/05/2009	5797969	8260	ND	ND	ND	ND	ND	ND	17	ND	72	ND	ND	89
01/21/2010	5889952	8260	ND	ND	ND	ND	ND	ND	5.3	ND	32	ND	ND	37.3
04/06/2010	5946902	8260	ND	ND	ND	ND	ND	ND	16	ND	97	ND	ND	113
07/20/2010	6038213	8260	ND	ND	ND	ND	ND	1.1 J	25	0.91 J	150	ND	ND	177.01
10/18/2010	6115540	8260	ND	ND	3.1 J	0.89 J	ND	2.4 J	62	2.5 J	290	ND	3.2 J	364.09
01/26/2011	6192952	8260	ND	ND	2.7 J	0.94 J	ND	2.7 J	77	3.1 J	300	ND	1.5 J	387.94
04/13/2011	6258128	8260	ND	ND	ND	ND	ND	1.3 J	34	1.1 J	180	ND	ND	216.4
07/19/2011	6350139	8260	ND	ND	ND	ND	ND	1.1 J	23	ND	140	ND	ND	164.1
10/13/2011	6437684	8260	ND	ND	2.8 J	ND	ND	2.6 J	69	2.0 J	240	ND	1.9 J	318.3

ND - Not detected, indicates parameter was analyzed for, but not detected at or above the reporting limit.

To address the NYSDEC concerns regarding the presentation and plotting of nondetected values, the data for 2001 to 2004 has been reevaluated and interpreted as follows:

- 1) Nondetected concentrations have been represented as ND for reporting purposes.
- 2) Total VOCs have been recalculated and represented as the sum of the detected parameters shown on this table.
- 3) The method change to 8260 was approved by the NYSDEC and changed in January 2005.

FORMER CARBORUNDUM FACILITY

WHEATFIELD, NEW YORK

Well Id: B-57M

Date	Lab Sample Id	Method	Carbon tetrachloride (ug/L)	Chloroform (ug/L)	1,1-Dichloro-ethane (ug/L)	1,1-Dichloro-ethene (ug/L)	Methylene chloride (ug/L)	Trans-1,2-dichloro-ethene (ug/L)	Cis-1,2-dichloro-ethene (ug/L)	1,1,1-Trichloro-ethane (ug/L)	Trichloro-ethylene (TCE) (ug/L)	Tetrachloro-ethylene (PCE) (ug/L)	Vinyl chloride (ug/L)	Total (ug/L)
01/18/2001	A1052407	8021	ND	ND	ND	ND	ND	ND	3.2	ND	1.5	ND	ND	4.7
04/16/2001	A1345802	624	ND	ND	ND	ND	ND	ND	ND	ND	ND	ND	ND	ND
07/16/2001	A1674108	8021	ND	ND	ND	ND	ND	ND	ND	ND	ND	ND	ND	ND
10/11/2001	A1994709	8021	ND	ND	ND	ND	ND	ND	ND	ND	ND	ND	ND	ND
01/18/2002	A2058507	8021	ND	ND	ND	ND	ND	ND	ND	ND	ND	ND	ND	ND
04/10/2002	A2347903	8260	ND	ND	ND	ND	ND	ND	ND	ND	ND	ND	ND	ND
07/11/2002	A2708309	8021	ND	ND	ND	ND	ND	ND	ND	ND	ND	ND	ND	ND
10/04/2002	A2986404	8021	ND	ND	ND	ND	ND	ND	ND	ND	ND	ND	ND	ND
01/16/2003	A3056003	8021	ND	ND	ND	ND	ND	ND	ND	ND	ND	ND	ND	ND
04/07/2003	A3320703	8021	ND	ND	ND	ND	ND	ND	ND	ND	ND	ND	ND	ND
07/08/2003	A3649203	8021	ND	ND	ND	ND	ND	ND	ND	ND	ND	ND	ND	ND
10/09/2003	A3978811	8021	ND	ND	ND	ND	ND	ND	ND	ND	ND	ND	ND	ND
04/20/2004	A4356901	8021	ND	ND	ND	ND	ND	ND	ND	ND	ND	ND	ND	ND
07/13/2004	A4664210	8021	ND	ND	ND	ND	ND	ND	ND	ND	ND	ND	ND	ND
10/25/2004	A4A54102	8021	ND	ND	ND	ND	ND	ND	ND	ND	ND	ND	ND	ND
01/13/2005	A5036403	8260	ND	ND	ND	ND	ND	ND	ND	ND	ND	ND	ND	ND
04/06/2005	A5317604	8260	ND	ND	ND	ND	ND	ND	ND	ND	ND	ND	ND	ND
07/12/2005	A5733101	8260/5ML	ND	ND	ND	ND	ND	ND	ND	ND	ND	ND	ND	ND
10/05/2005	A5B10501	8260	ND	ND	ND	ND	ND	ND	ND	ND	ND	ND	ND	ND
01/23/2006	A6084704	8260	ND	ND	ND	ND	ND	ND	ND	ND	ND	ND	ND	ND
04/12/2006	6D13005-08	8260	ND	ND	ND	ND	ND	ND	ND	ND	ND	ND	ND	ND
07/19/2006	6G20004-01	8260	ND	ND	ND	ND	ND	ND	ND	ND	ND	ND	ND	ND
10/10/2006	6J11002-05	8260	ND	ND	ND	ND	ND	ND	ND	ND	ND	ND	ND	ND
01/08/2007	7A09003-04	8260	ND	ND	ND	ND	ND	ND	ND	ND	ND	ND	ND	ND
04/04/2007	7D05011-04	8260	ND	ND	ND	ND	ND	ND	ND	ND	ND	ND	ND	ND
07/11/2007	7G12003-05	8260	ND	ND	ND	ND	ND	ND	ND	ND	ND	ND	ND	ND
10/10/2007	7J11002-04	8260	ND	ND	ND	ND	ND	ND	ND	ND	ND	ND	ND	ND
01/08/2008	8A09005-08	8260	ND	ND	ND	ND	ND	ND	ND	ND	ND	ND	ND	ND
04/07/2008	8D08002-03	8260	ND	ND	ND	ND	3 B	ND	ND	ND	ND	ND	ND	3
07/28/2008	5426820	8260	ND	ND	ND	ND	ND	ND	ND	ND	ND	ND	ND	ND
10/17/2008	5502678	8260	ND	ND	ND	ND	ND	ND	ND	ND	ND	ND	ND	ND
01/13/2009	5576515	8260	ND	ND	ND	ND	ND	ND	ND	ND	1.6 J	ND	ND	1.6
04/13/2009	5647716	8260	ND	ND	ND	ND	ND	ND	ND	ND	ND	ND	ND	ND
07/15/2009	5724674	8260	ND	ND	ND	ND	ND	ND	ND	ND	ND	ND	ND	ND
10/05/2009	5797968	8260	ND	ND	ND	ND	ND	ND	ND	ND	ND	ND	ND	ND
01/21/2010	5889951	8260	ND	ND	ND	ND	ND	ND	ND	ND	ND	ND	ND	ND
04/06/2010	5946908	8260	ND	ND	ND	ND	ND	ND	ND	ND	ND	ND	ND	ND

ND - Not detected, indicates parameter was analyzed for, but not detected at or above the reporting limit.

To address the NYSDEC concerns regarding the presentation and plotting of nondetected values, the data for 2001 to 2004 has been reevaluated and interpreted as follows:

- 1) Nondetected concentrations have been represented as ND for reporting purposes.
- 2) Total VOCs have been recalculated and represented as the sum of the detected parameters shown on this table.
- 3) The method change to 8260 was approved by the NYSDEC and changed in January 2005.

FORMER CARBORUNDUM FACILITY

WHEATFIELD, NEW YORK

Well Id: B-57M

Date	Lab Sample Id	Method	Carbon tetrachloride (ug/L)	Chloroform (ug/L)	1,1-Dichloroethane (ug/L)	1,1-Dichloroethene (ug/L)	Methylene chloride (ug/L)	Trans-1,2-dichloroethene (ug/L)	Cis-1,2-dichloroethene (ug/L)	1,1,1-Trichloroethane (ug/L)	Trichloroethylene (TCE) (ug/L)	Tetrachloroethylene (PCE) (ug/L)	Vinyl chloride (ug/L)	Total (ug/L)
07/20/2010	6038208	8260	ND	ND	ND	ND	ND	ND	ND	ND	ND	ND	ND	ND
10/18/2010	6115539	8260	ND	ND	ND	ND	ND	ND	ND	ND	ND	ND	ND	ND
01/26/2011	6192953	8260	ND	ND	ND	ND	ND	ND	ND	ND	ND	ND	ND	ND
04/13/2011	6258125	8260	ND	ND	ND	ND	ND	ND	ND	ND	ND	ND	ND	ND
07/19/2011	6350145	8260	ND	ND	ND	ND	ND	ND	ND	ND	ND	ND	ND	ND
10/13/2011	6437687	8260	ND	ND	ND	ND	ND	ND	ND	ND	ND	ND	ND	ND

ND - Not detected, indicates parameter was analyzed for, but not detected at or above the reporting limit.

To address the NYSDEC concerns regarding the presentation and plotting of nondetected values, the data for 2001 to 2004 has been reevaluated and interpreted as follows:

- 1) Nondetected concentrations have been represented as ND for reporting purposes.
- 2) Total VOCs have been recalculated and represented as the sum of the detected parameters shown on this table.
- 3) The method change to 8260 was approved by the NYSDEC and changed in January 2005.

FORMER CARBORUNDUM FACILITY

WHEATFIELD, NEW YORK

Well Id: B-58M

Date	Lab Sample Id	Method	Carbon tetrachloride (ug/L)	Chloroform (ug/L)	1,1-Dichloro-ethane (ug/L)	1,1-Dichloro-ethene (ug/L)	Methylene chloride (ug/L)	Trans-1,2-dichloro-ethene (ug/L)	Cis-1,2-dichloro-ethene (ug/L)	1,1,1-Trichloro-ethane (ug/L)	Trichloro-ethylene (TCE) (ug/L)	Tetrachloro-ethylene (PCE) (ug/L)	Vinyl chloride (ug/L)	Total (ug/L)
01/17/2001	A1052408	8021	ND	ND	ND	ND	ND	ND	ND	ND	ND	ND	ND	ND
04/16/2001	A1345801	624	ND	ND	ND	ND	ND	ND	ND	ND	ND	ND	ND	ND
07/16/2001	A1674110	8021	ND	ND	ND	ND	ND	ND	ND	ND	ND	ND	ND	ND
10/12/2001	A1A01002	8021	ND	ND	ND	ND	ND	ND	ND	ND	ND	ND	ND	ND
01/18/2002	A2058508	8021	ND	ND	ND	ND	ND	ND	ND	ND	ND	ND	ND	ND
04/10/2002	A2347904	8260	ND	ND	ND	ND	ND	ND	ND	ND	ND	ND	ND	ND
07/11/2002	A2708310	8021	ND	ND	ND	ND	ND	ND	ND	ND	ND	ND	ND	ND
10/04/2002	A2986405	8021	ND	ND	ND	ND	ND	ND	ND	ND	ND	ND	ND	ND
01/16/2003	A3056004	8021	ND	ND	ND	ND	ND	ND	ND	ND	ND	ND	ND	ND
04/07/2003	A3320704	8021	ND	ND	ND	ND	ND	ND	ND	ND	ND	ND	ND	ND
07/08/2003	A3649204	8021	ND	ND	ND	ND	ND	ND	ND	ND	ND	ND	ND	ND
10/09/2003	A3978813	8021	ND	ND	ND	ND	ND	ND	ND	ND	ND	ND	ND	ND
04/20/2004	A4356902	8021	ND	ND	ND	ND	ND	ND	ND	ND	ND	ND	ND	ND
07/13/2004	A4664211	8021	ND	ND	ND	ND	ND	ND	ND	ND	ND	ND	ND	ND
10/25/2004	A4A54103	8021	ND	ND	ND	ND	ND	ND	ND	ND	ND	ND	ND	ND
01/13/2005	A5036404	8260	ND	ND	ND	ND	ND	ND	ND	ND	1.5	ND	ND	1.5
04/06/2005	A5317605	8260	ND	ND	ND	ND	ND	ND	ND	ND	0.69 J	ND	ND	0.69
07/12/2005	A5733102	8260/5ML	ND	ND	ND	ND	ND	ND	ND	ND	ND	ND	ND	ND
07/19/2006	6G20004-02	8260	ND	ND	ND	ND	ND	ND	ND	ND	ND	ND	ND	ND
07/11/2007	7G12003-06	8260	ND	ND	ND	ND	ND	ND	ND	ND	ND	ND	ND	ND
07/28/2008	5426822	8260	ND	ND	ND	ND	ND	ND	ND	ND	ND	ND	ND	ND
07/15/2009	5724673	8260	ND	ND	ND	ND	ND	ND	ND	ND	ND	ND	ND	ND
07/20/2010	6038214	8260	ND	ND	ND	ND	ND	ND	ND	ND	ND	ND	ND	ND
07/19/2011	6350142	8260	ND	ND	ND	ND	ND	ND	ND	ND	ND	ND	ND	ND

ND - Not detected, indicates parameter was analyzed for, but not detected at or above the reporting limit.

To address the NYSDEC concerns regarding the presentation and plotting of nondetected values, the data for 2001 to 2004 has been reevaluated and interpreted as follows:

- 1) Nondetected concentrations have been represented as ND for reporting purposes.
- 2) Total VOCs have been recalculated and represented as the sum of the detected parameters shown on this table.
- 3) The method change to 8260 was approved by the NYSDEC and changed in January 2005.

FORMER CARBORUNDUM FACILITY

WHEATFIELD, NEW YORK

Well Id: B-59M

Date	Lab Sample Id	Method	Carbon tetrachloride (ug/L)	Chloroform (ug/L)	1,1-Dichloro-ethane (ug/L)	1,1-Dichloro-ethene (ug/L)	Methylene chloride (ug/L)	Trans-1,2-dichloro-ethene (ug/L)	Cis-1,2-dichloro-ethene (ug/L)	1,1,1-Trichloro-ethane (ug/L)	Trichloro-ethylene (TCE) (ug/L)	Tetrachloro-ethylene (PCE) (ug/L)	Vinyl chloride (ug/L)	Total (ug/L)
07/17/2002	A2732710	8021	ND	ND	ND	ND	ND	ND	ND	ND	2.5	ND	ND	2.5
08/05/2002	A2793604	8021	ND	ND	ND	ND	ND	ND	ND	ND	ND	ND	ND	ND
10/07/2002	A2999201	8021	ND	ND	ND	ND	ND	ND	ND	ND	ND	ND	ND	ND
01/16/2003	A3056008	8021	ND	ND	ND	ND	ND	ND	ND	ND	ND	ND	ND	ND
04/17/2003	A3361701	8021	ND	ND	ND	ND	ND	ND	ND	ND	ND	ND	ND	ND
07/14/2003	A3670605	8021	ND	ND	ND	ND	ND	ND	ND	ND	ND	ND	ND	ND
10/14/2003	A3998703	8021	ND	ND	ND	ND	ND	ND	ND	ND	ND	ND	ND	ND
01/07/2004	A4012312	8021	ND	ND	ND	ND	ND	ND	ND	ND	ND	ND	ND	ND
04/22/2004	A4372901	8021	ND	ND	ND	ND	ND	ND	ND	ND	ND	ND	ND	ND
07/14/2004	A4664202	8021	ND	ND	ND	ND	ND	ND	ND	ND	ND	ND	ND	ND
10/15/2004	A4A20702	8021	ND	ND	ND	ND	ND	ND	ND	ND	0.79 J	ND	ND	0.79
01/19/2005	A5050901	8260	ND	ND	ND	ND	ND	ND	ND	ND	ND	ND	ND	ND
04/25/2005	A5408101	8260	ND	ND	ND	ND	ND	ND	ND	ND	ND	ND	ND	ND
07/20/2005	A5762204	8260/5ML	ND	ND	ND	ND	ND	ND	ND	ND	ND	ND	ND	ND
07/19/2006	6G20004-14RE1	8260	ND	ND	ND	ND	4	ND	3	ND	3	ND	ND	10
07/17/2007	7G18027-09	8260	ND	ND	ND	ND	ND	1	4	ND	3	ND	ND	8
07/21/2008	5420892	8260	ND	ND	ND	ND	ND	0.8 J	1.1 J	ND	ND	ND	ND	1.9
07/08/2009	5719627	8260	ND	ND	ND	ND	ND	ND	ND	ND	ND	ND	ND	ND
07/19/2010	6036152	8260	ND	ND	ND	ND	ND	2.2 J	6.9	ND	ND	ND	3 J	12.1
04/13/2011	6258124	8260	ND	ND	ND	ND	ND	ND	1.2 J	ND	ND	ND	ND	1.2
07/12/2011	6342643	8260	ND	ND	ND	ND	ND	ND	ND	ND	ND	ND	ND	ND

ND - Not detected, indicates parameter was analyzed for, but not detected at or above the reporting limit.

To address the NYSDEC concerns regarding the presentation and plotting of nondetected values, the data for 2001 to 2004 has been reevaluated and interpreted as follows:

- 1) Nondetected concentrations have been represented as ND for reporting purposes.
- 2) Total VOCs have been recalculated and represented as the sum of the detected parameters shown on this table.
- 3) The method change to 8260 was approved by the NYSDEC and changed in January 2005.

FORMER CARBORUNDUM FACILITY

WHEATFIELD, NEW YORK

Well Id: B-60M

Date	Lab Sample Id	Method	Carbon tetrachloride (ug/L)	Chloroform (ug/L)	1,1-Dichloro-ethane (ug/L)	1,1-Dichloro-ethene (ug/L)	Methylene chloride (ug/L)	Trans-1,2-dichloro-ethene (ug/L)	Cis-1,2-dichloro-ethene (ug/L)	1,1,1-Trichloro-ethane (ug/L)	Trichloro-ethylene (TCE) (ug/L)	Tetrachloro-ethylene (PCE) (ug/L)	Vinyl chloride (ug/L)	Total (ug/L)
07/17/2002	A2732708	8021	ND	ND	ND	ND	ND	ND	ND	ND	3.8	ND	ND	3.8
08/05/2002	A2793610	8021	ND	ND	ND	ND	ND	ND	ND	ND	ND	ND	ND	ND
10/04/2002	A2986402	8021	ND	ND	ND	ND	ND	ND	ND	ND	ND	ND	ND	ND
01/16/2003	A3056006	8021	ND	ND	ND	ND	ND	ND	ND	ND	ND	ND	ND	ND
04/17/2003	A3361702	8021	ND	ND	ND	ND	ND	ND	ND	ND	ND	ND	ND	ND
07/14/2003	A3670604	8021	ND	ND	ND	ND	ND	ND	ND	ND	ND	ND	ND	ND
10/14/2003	A3998702	8021	ND	ND	ND	ND	ND	ND	ND	ND	ND	ND	ND	ND
01/08/2004	A4026302	8021	ND	ND	ND	ND	ND	ND	ND	ND	ND	ND	ND	ND
04/22/2004	A4372903	8021	ND	ND	ND	ND	ND	ND	ND	ND	ND	ND	ND	ND
07/14/2004	A4664205	8021	ND	ND	ND	ND	ND	ND	ND	ND	ND	ND	ND	ND
10/20/2004	A4A32103	8021	ND	ND	ND	ND	ND	ND	ND	ND	ND	ND	ND	ND
01/19/2005	A5050902	8260	ND	ND	ND	ND	ND	ND	ND	ND	ND	ND	ND	ND
04/22/2005	A5402103	8260	ND	ND	ND	ND	ND	ND	ND	ND	ND	ND	ND	ND
07/20/2005	A5762205	8260/5ML	ND	ND	ND	ND	ND	ND	ND	ND	ND	ND	ND	ND
07/19/2006	6G20004-10	8260	ND	ND	ND	ND	ND	ND	ND	ND	ND	ND	ND	ND
07/17/2007	7G18027-06	8260	ND	ND	ND	ND	ND	ND	ND	ND	ND	ND	ND	ND
07/21/2008	5420895	8260	ND	ND	ND	ND	ND	ND	ND	ND	ND	ND	ND	ND
07/08/2009	5719625	8260	ND	ND	ND	ND	ND	ND	ND	ND	ND	ND	ND	ND
07/19/2010	6036153	8260	ND	ND	ND	ND	ND	ND	ND	ND	ND	ND	ND	ND
07/12/2011	6342644	8260	ND	ND	ND	ND	ND	ND	ND	ND	ND	ND	ND	ND

ND - Not detected, indicates parameter was analyzed for, but not detected at or above the reporting limit.

To address the NYSDEC concerns regarding the presentation and plotting of nondetected values, the data for 2001 to 2004 has been reevaluated and interpreted as follows:

- 1) Nondetected concentrations have been represented as ND for reporting purposes.
- 2) Total VOCs have been recalculated and represented as the sum of the detected parameters shown on this table.
- 3) The method change to 8260 was approved by the NYSDEC and changed in January 2005.

FORMER CARBORUNDUM FACILITY

WHEATFIELD, NEW YORK

Well Id: B-61M

Date	Lab Sample Id	Method	Carbon tetrachloride (ug/L)	Chloroform (ug/L)	1,1-Dichloro-ethane (ug/L)	1,1-Dichloro-ethene (ug/L)	Methylene chloride (ug/L)	Trans-1,2-dichloro-ethene (ug/L)	Cis-1,2-dichloro-ethene (ug/L)	1,1,1-Trichloro-ethane (ug/L)	Trichloro-ethylene (TCE) (ug/L)	Tetrachloro-ethylene (PCE) (ug/L)	Vinyl chloride (ug/L)	Total (ug/L)
07/18/2002	A2732705	8021	ND	5	ND	ND	ND	ND	4.8	ND	26	ND	ND	35.8
08/05/2002	A2793611	8021	ND	ND	ND	ND	ND	ND	ND	ND	ND	ND	ND	ND
10/03/2002	A2980612	8021	ND	ND	ND	ND	ND	ND	ND	ND	ND	ND	ND	ND
01/16/2003	A3056007	8021	ND	ND	ND	ND	ND	ND	ND	ND	ND	ND	ND	ND
04/14/2003	A3347501	8021	ND	ND	ND	ND	ND	ND	ND	ND	ND	ND	ND	ND
07/14/2003	A3670603	8021	ND	ND	ND	ND	ND	ND	ND	ND	ND	ND	ND	ND
10/14/2003	A3998701	8021	ND	ND	ND	ND	ND	ND	ND	ND	ND	ND	ND	ND
01/08/2004	A4026301	8021	ND	ND	ND	ND	ND	ND	ND	ND	ND	ND	ND	ND
04/22/2004	A4372902	8021	ND	ND	ND	ND	ND	ND	ND	ND	ND	ND	ND	ND
07/14/2004	A4664206	8021	ND	ND	ND	ND	ND	ND	ND	ND	ND	ND	ND	ND
10/20/2004	A4A32104	8021	ND	ND	ND	ND	ND	ND	ND	ND	ND	ND	ND	ND
01/19/2005	A5050903	8260	ND	ND	ND	ND	ND	ND	ND	ND	0.3 J	ND	ND	0.3
04/25/2005	A5408102	8260	ND	ND	ND	ND	ND	ND	ND	ND	ND	ND	ND	ND
07/20/2005	A5762206	8260/5ML	ND	ND	ND	ND	ND	ND	ND	ND	ND	ND	ND	ND
07/19/2006	6G20004-11	8260	ND	ND	ND	ND	ND	ND	ND	ND	ND	ND	ND	ND
07/17/2007	7G18027-07	8260	ND	ND	ND	ND	ND	ND	ND	ND	ND	ND	ND	ND
07/21/2008	5420896	8260	ND	ND	ND	ND	ND	ND	ND	ND	ND	ND	ND	ND
07/08/2009	5719626	8260	ND	ND	ND	ND	ND	ND	ND	ND	ND	ND	ND	ND
07/19/2010	6036154	8260	ND	ND	ND	ND	ND	ND	ND	ND	ND	ND	ND	ND
07/12/2011	6342645	8260	ND	ND	ND	ND	ND	ND	ND	ND	ND	ND	ND	ND

ND - Not detected, indicates parameter was analyzed for, but not detected at or above the reporting limit.

To address the NYSDEC concerns regarding the presentation and plotting of nondetected values, the data for 2001 to 2004 has been reevaluated and interpreted as follows:

- 1) Nondetected concentrations have been represented as ND for reporting purposes.
- 2) Total VOCs have been recalculated and represented as the sum of the detected parameters shown on this table.
- 3) The method change to 8260 was approved by the NYSDEC and changed in January 2005.

FORMER CARBORUNDUM FACILITY

WHEATFIELD, NEW YORK

Well Id: B-62M

Date	Lab Sample Id	Method	Carbon tetrachloride (ug/L)	Chloroform (ug/L)	1,1-Dichloroethane (ug/L)	1,1-Dichloroethene (ug/L)	Methylene chloride (ug/L)	Trans-1,2-dichloroethene (ug/L)	Cis-1,2-dichloroethene (ug/L)	1,1,1-Trichloroethane (ug/L)	Trichloroethylene (TCE) (ug/L)	Tetrachloroethylene (PCE) (ug/L)	Vinyl chloride (ug/L)	Total (ug/L)
07/17/2002	A2732712	8021	ND	ND	ND	ND	ND	ND	2.2	ND	7.4	ND	ND	9.6
08/05/2002	A2793609	8021	ND	ND	ND	ND	ND	ND	0.86 J	ND	3.1	ND	ND	3.96
10/04/2002	A2986403	8021	ND	ND	ND	ND	ND	ND	ND	ND	1.2	ND	ND	1.2
01/17/2003	A3056009	8021	ND	ND	ND	ND	ND	ND	ND	ND	ND	ND	ND	ND
04/03/2003	A3315007	8021	ND	ND	ND	ND	ND	ND	ND	ND	ND	ND	ND	ND
07/08/2003	A3649202	8021	ND	ND	ND	ND	ND	ND	ND	ND	ND	ND	ND	ND
10/08/2003	A3978808	8021	ND	ND	ND	ND	ND	ND	ND	ND	ND	ND	ND	ND
01/07/2004	A4012309	8021	ND	ND	ND	ND	ND	ND	ND	ND	ND	ND	ND	ND
04/15/2004	A4337501	8021	ND	ND	ND	ND	ND	ND	ND	ND	ND	ND	ND	ND
06/29/2004	A4614509	8021	ND	ND	ND	ND	ND	ND	ND	ND	ND	ND	ND	ND
10/27/2004	A4A60303	8021	ND	ND	ND	ND	ND	ND	ND	ND	ND	ND	ND	ND
04/04/2005	A5307806	8260	ND	ND	ND	ND	ND	ND	ND	ND	ND	ND	ND	ND
07/12/2005	A5725406	8260/5ML	ND	ND	ND	ND	ND	ND	ND	ND	ND	ND	ND	ND
07/21/2006	6G21018-03	8260	ND	ND	ND	ND	4	ND	ND	ND	ND	ND	ND	4
07/17/2007	7G18027-03	8260	ND	ND	ND	ND	ND	ND	ND	ND	ND	ND	ND	ND
07/17/2008	5418423	8260	ND	ND	ND	ND	ND	ND	ND	ND	ND	ND	ND	ND
07/08/2009	5719616	8260	ND	ND	ND	ND	ND	ND	ND	ND	ND	ND	ND	ND
07/22/2010	6040536	8260	ND	ND	ND	ND	ND	ND	ND	ND	ND	ND	ND	ND
07/26/2011	6357495	8260	ND	ND	ND	ND	ND	ND	ND	ND	ND	ND	ND	ND

ND - Not detected, indicates parameter was analyzed for, but not detected at or above the reporting limit.

To address the NYSDEC concerns regarding the presentation and plotting of nondetected values, the data for 2001 to 2004 has been reevaluated and interpreted as follows:

- 1) Nondetected concentrations have been represented as ND for reporting purposes.
- 2) Total VOCs have been recalculated and represented as the sum of the detected parameters shown on this table.
- 3) The method change to 8260 was approved by the NYSDEC and changed in January 2005.

FORMER CARBORUNDUM FACILITY

WHEATFIELD, NEW YORK

Well Id: B-63M

Date	Lab Sample Id	Method	Carbon tetrachloride (ug/L)	Chloroform (ug/L)	1,1-Dichloroethane (ug/L)	1,1-Dichloroethene (ug/L)	Methylene chloride (ug/L)	Trans-1,2-dichloroethene (ug/L)	Cis-1,2-dichloroethene (ug/L)	1,1,1-Trichloroethane (ug/L)	Trichloroethylene (TCE) (ug/L)	Tetrachloroethylene (PCE) (ug/L)	Vinyl chloride (ug/L)	Total (ug/L)
07/17/2002	A2732709	8021	ND	ND	ND	ND	ND	ND	ND	ND	ND	ND	ND	ND
08/05/2002	A2793605	8021	ND	ND	ND	ND	ND	ND	ND	ND	ND	ND	ND	ND
01/13/2003	A3038006	8021	ND	ND	ND	ND	ND	ND	ND	ND	ND	ND	ND	ND
04/03/2003	A3315004	8021	ND	ND	ND	ND	ND	ND	ND	ND	ND	ND	ND	ND
07/08/2003	A3649201	8021	ND	ND	ND	ND	ND	ND	ND	ND	ND	ND	ND	ND
10/08/2003	A3978807	8021	ND	ND	ND	ND	ND	ND	ND	ND	ND	ND	ND	ND
01/07/2004	A4012305	8021	ND	ND	ND	ND	ND	ND	ND	ND	ND	ND	ND	ND
04/15/2004	A4337502	8021	ND	ND	ND	ND	ND	ND	ND	ND	ND	ND	ND	ND
06/28/2004	A4614504	8021	ND	ND	ND	ND	ND	ND	ND	ND	ND	ND	ND	ND
10/20/2004	A4A32106	8021	ND	ND	ND	ND	ND	ND	ND	ND	ND	ND	ND	ND
01/19/2005	A5050904	8260	ND	ND	ND	ND	ND	ND	ND	ND	ND	ND	ND	ND
04/04/2005	A5307805	8260	ND	ND	ND	ND	ND	ND	ND	ND	ND	ND	ND	ND
07/12/2005	A5725405	8260/5ML	ND	ND	ND	ND	ND	ND	ND	ND	ND	ND	ND	ND
07/19/2006	6G20004-13	8260	ND	ND	ND	ND	ND	ND	ND	ND	ND	ND	ND	ND
07/18/2007	7G19011-08	8260	ND	ND	ND	ND	ND	ND	ND	ND	ND	ND	ND	ND
07/17/2008	5418424	8260	ND	ND	ND	ND	ND	ND	ND	ND	ND	ND	ND	ND
07/08/2009	5719620	8260	ND	ND	ND	ND	ND	ND	ND	ND	ND	ND	ND	ND
07/22/2010	6040535	8260	ND	ND	ND	ND	ND	ND	ND	ND	ND	ND	ND	ND
07/26/2011	6357496	8260	ND	ND	ND	ND	ND	ND	ND	ND	ND	ND	ND	ND

ND - Not detected, indicates parameter was analyzed for, but not detected at or above the reporting limit.

To address the NYSDEC concerns regarding the presentation and plotting of nondetected values, the data for 2001 to 2004 has been reevaluated and interpreted as follows:

- 1) Nondetected concentrations have been represented as ND for reporting purposes.
- 2) Total VOCs have been recalculated and represented as the sum of the detected parameters shown on this table.
- 3) The method change to 8260 was approved by the NYSDEC and changed in January 2005.

FORMER CARBORUNDUM FACILITY

WHEATFIELD, NEW YORK

Well Id: B-64M

Date	Lab Sample Id	Method	Carbon tetrachloride (ug/L)	Chloroform (ug/L)	1,1-Dichloroethane (ug/L)	1,1-Dichloroethene (ug/L)	Methylene chloride (ug/L)	Trans-1,2-dichloroethene (ug/L)	Cis-1,2-dichloroethene (ug/L)	1,1,1-Trichloroethane (ug/L)	Trichloroethylene (TCE) (ug/L)	Tetrachloroethylene (PCE) (ug/L)	Vinyl chloride (ug/L)	Total (ug/L)
07/17/2002	A2732711	8021	ND	17	ND	ND	ND	ND	ND	ND	8.7	ND	ND	25.7
08/05/2002	A2793606	8021	ND	9.4	ND	ND	ND	ND	3.7	ND	6.8	ND	ND	19.9
10/07/2002	A2999204	8021	ND	0.9 J	ND	ND	ND	ND	0.3 J	ND	0.96 J	ND	ND	2.16
01/15/2003	A3043011	8021	ND	ND	ND	ND	ND	ND	ND	ND	ND	ND	ND	ND
04/03/2003	A3315005	8021	ND	ND	ND	ND	ND	ND	ND	ND	ND	ND	ND	ND
07/03/2003	A3639706	8021	ND	ND	ND	ND	ND	ND	ND	ND	ND	ND	ND	ND
10/08/2003	A3978805	8021	ND	ND	ND	ND	ND	ND	1.1	ND	ND	ND	ND	1.1
01/07/2004	A4012307	8021	ND	ND	ND	ND	ND	ND	ND	ND	ND	ND	ND	ND
04/15/2004	A4337503	8021	ND	ND	ND	ND	ND	ND	ND	ND	ND	ND	ND	ND
06/28/2004	A4614502	8021	ND	ND	ND	ND	ND	ND	ND	ND	ND	ND	ND	ND
10/20/2004	A4A32107	8021	ND	ND	ND	ND	ND	ND	ND	ND	ND	ND	ND	ND
01/19/2005	A5050905	8260	ND	ND	ND	ND	ND	ND	ND	ND	0.3 J	ND	ND	0.3
04/04/2005	A5307804	8260	ND	ND	ND	ND	ND	ND	ND	ND	ND	ND	ND	ND
07/12/2005	A5725404	8260/5ML	ND	ND	ND	ND	ND	ND	ND	ND	ND	ND	ND	ND
07/21/2006	6G21018-04	8260	ND	ND	ND	ND	5 B	ND	ND	ND	ND	ND	ND	5
07/17/2007	7G18027-01	8260	ND	ND	ND	ND	ND	ND	ND	ND	ND	ND	ND	ND
07/17/2008	5418425	8260	ND	ND	ND	ND	ND	ND	ND	ND	ND	ND	ND	ND
07/08/2009	5719619	8260	ND	ND	ND	ND	ND	ND	ND	ND	ND	ND	ND	ND
07/22/2010	6040531	8260	ND	ND	ND	ND	ND	ND	ND	ND	ND	ND	ND	ND
07/26/2011	6357497	8260	ND	ND	ND	ND	ND	ND	ND	ND	ND	ND	ND	ND

ND - Not detected, indicates parameter was analyzed for, but not detected at or above the reporting limit.

To address the NYSDEC concerns regarding the presentation and plotting of nondetected values, the data for 2001 to 2004 has been reevaluated and interpreted as follows:

- 1) Nondetected concentrations have been represented as ND for reporting purposes.
- 2) Total VOCs have been recalculated and represented as the sum of the detected parameters shown on this table.
- 3) The method change to 8260 was approved by the NYSDEC and changed in January 2005.

FORMER CARBORUNDUM FACILITY

WHEATFIELD, NEW YORK

Well Id: B-65M

Date	Lab Sample Id	Method	Carbon tetrachloride (ug/L)	Chloroform (ug/L)	1,1-Dichloro-ethane (ug/L)	1,1-Dichloro-ethene (ug/L)	Methylene chloride (ug/L)	Trans-1,2-dichloro-ethene (ug/L)	Cis-1,2-dichloro-ethene (ug/L)	1,1,1-Trichloro-ethane (ug/L)	Trichloro-ethylene (TCE) (ug/L)	Tetrachloro-ethylene (PCE) (ug/L)	Vinyl chloride (ug/L)	Total (ug/L)
07/17/2002	A2732713	8021	ND	ND	ND	ND	ND	ND	ND	ND	2.6	ND	ND	2.6
08/05/2002	A2793607	8021	ND	0.24 J	ND	ND	ND	ND	ND	ND	0.49 J	ND	ND	0.73
10/07/2002	A2999203	8021	ND	ND	ND	ND	ND	ND	ND	ND	ND	ND	ND	ND
01/15/2003	A3043010	8021	ND	ND	ND	ND	ND	ND	ND	ND	ND	ND	ND	ND
04/03/2003	A3315006	8021	ND	ND	ND	ND	ND	ND	ND	ND	ND	ND	ND	ND
07/03/2003	A3639707	8021	ND	ND	ND	ND	ND	ND	ND	ND	ND	ND	ND	ND
10/08/2003	A3978806	8021	ND	ND	ND	ND	ND	ND	ND	ND	ND	ND	ND	ND
01/07/2004	A4012308	8021	ND	ND	ND	ND	ND	ND	ND	ND	ND	ND	ND	ND
04/15/2004	A4337504	8021	ND	ND	ND	ND	ND	ND	ND	ND	ND	ND	ND	ND
06/29/2004	A4614508	8021	ND	ND	ND	ND	ND	ND	ND	ND	ND	ND	ND	ND
10/27/2004	A4A60304	8021	ND	ND	ND	ND	ND	ND	ND	ND	ND	ND	ND	ND
01/19/2005	A5050906	8260	ND	ND	ND	ND	ND	ND	ND	ND	0.53 J	ND	ND	0.53
04/04/2005	A5307803	8260	ND	ND	ND	ND	ND	ND	ND	ND	ND	ND	ND	ND
07/12/2005	A5725403	8260/5ML	ND	ND	ND	ND	ND	ND	ND	ND	ND	ND	ND	ND
07/21/2006	6G21018-05	8260	ND	ND	ND	ND	3 B	ND	ND	ND	ND	ND	ND	3
07/17/2007	7G18027-02	8260	ND	ND	ND	ND	ND	ND	ND	ND	ND	ND	ND	ND
07/17/2008	5418426	8260	ND	ND	ND	ND	ND	ND	ND	ND	ND	ND	ND	ND
07/08/2009	5719618	8260	ND	ND	ND	ND	ND	ND	ND	ND	ND	ND	ND	ND
07/22/2010	6040539	8260	ND	ND	ND	ND	ND	ND	ND	ND	ND	ND	ND	ND
07/26/2011	6357501	8260	ND	ND	ND	ND	ND	ND	ND	ND	ND	ND	ND	ND

ND - Not detected, indicates parameter was analyzed for, but not detected at or above the reporting limit.

To address the NYSDEC concerns regarding the presentation and plotting of nondetected values, the data for 2001 to 2004 has been reevaluated and interpreted as follows:

- 1) Nondetected concentrations have been represented as ND for reporting purposes.
- 2) Total VOCs have been recalculated and represented as the sum of the detected parameters shown on this table.
- 3) The method change to 8260 was approved by the NYSDEC and changed in January 2005.

FORMER CARBORUNDUM FACILITY

WHEATFIELD, NEW YORK

Well Id: B-66M

Date	Lab Sample Id	Method	Carbon tetrachloride (ug/L)	Chloroform (ug/L)	1,1-Dichloro-ethane (ug/L)	1,1-Dichloro-ethene (ug/L)	Methylene chloride (ug/L)	Trans-1,2-dichloro-ethene (ug/L)	Cis-1,2-dichloro-ethene (ug/L)	1,1,1-Trichloro-ethane (ug/L)	Trichloro-ethylene (TCE) (ug/L)	Tetrachloro-ethylene (PCE) (ug/L)	Vinyl chloride (ug/L)	Total (ug/L)
07/18/2002	A2732706	8021	ND	ND	ND	ND	ND	ND	ND	ND	5.2	ND	ND	5.2
08/05/2002	A2793608	8021	ND	0.35 J	ND	ND	ND	ND	ND	ND	2.6	ND	ND	2.95
10/07/2002	A2999202	8021	ND	ND	ND	ND	ND	ND	ND	ND	ND	ND	ND	ND
01/14/2003	A3043005	8021	ND	ND	ND	ND	ND	ND	0.38 J	ND	0.24 J	ND	ND	0.62
04/07/2003	A3320701	8021	ND	ND	ND	ND	ND	ND	ND	ND	ND	ND	ND	ND
07/03/2003	A3639704	8021	ND	ND	ND	ND	ND	ND	ND	ND	ND	ND	ND	ND
10/08/2003	A3978803	8021	ND	ND	ND	ND	ND	ND	ND	ND	ND	ND	ND	ND
01/07/2004	A4012311	8021	ND	ND	ND	ND	ND	ND	ND	ND	ND	ND	ND	ND
04/15/2004	A4337505	8021	ND	ND	ND	ND	ND	ND	ND	ND	ND	ND	ND	ND
06/28/2004	A4614505	8021	ND	ND	ND	ND	ND	ND	ND	ND	ND	ND	ND	ND
10/20/2004	A4A32108	8021	ND	ND	ND	ND	ND	ND	ND	ND	ND	ND	ND	ND
01/19/2005	A5050907	8260	ND	ND	ND	ND	ND	ND	ND	ND	ND	ND	ND	ND
04/04/2005	A5307802	8260	ND	ND	ND	ND	ND	ND	ND	ND	ND	ND	ND	ND
07/12/2005	A5725402	8260/5ML	ND	ND	ND	ND	ND	ND	ND	ND	ND	ND	ND	ND
07/13/2006	6G14009-01	8260	ND	ND	ND	ND	ND	ND	ND	ND	ND	ND	ND	ND
07/17/2007	7G18027-05	8260	ND	ND	ND	ND	ND	ND	ND	ND	ND	ND	ND	ND
07/17/2008	5418427	8260	ND	ND	ND	ND	ND	ND	ND	ND	ND	ND	ND	ND
07/08/2009	5719614	8260	ND	ND	ND	ND	ND	ND	ND	ND	ND	ND	ND	ND
07/19/2010	6036147	8260	ND	ND	ND	ND	ND	ND	ND	ND	ND	ND	ND	ND
07/26/2011	6357502	8260	ND	ND	ND	ND	ND	ND	ND	ND	ND	ND	ND	ND

ND - Not detected, indicates parameter was analyzed for, but not detected at or above the reporting limit.

To address the NYSDEC concerns regarding the presentation and plotting of nondetected values, the data for 2001 to 2004 has been reevaluated and interpreted as follows:

- 1) Nondetected concentrations have been represented as ND for reporting purposes.
- 2) Total VOCs have been recalculated and represented as the sum of the detected parameters shown on this table.
- 3) The method change to 8260 was approved by the NYSDEC and changed in January 2005.

FORMER CARBORUNDUM FACILITY

WHEATFIELD, NEW YORK

Well Id: B-67M

Date	Lab Sample Id	Method	Carbon tetrachloride (ug/L)	Chloroform (ug/L)	1,1-Dichloroethane (ug/L)	1,1-Dichloroethene (ug/L)	Methylene chloride (ug/L)	Trans-1,2-dichloroethene (ug/L)	Cis-1,2-dichloroethene (ug/L)	1,1,1-Trichloroethane (ug/L)	Trichloroethylene (TCE) (ug/L)	Tetrachloroethylene (PCE) (ug/L)	Vinyl chloride (ug/L)	Total (ug/L)
07/17/2002	A2732707	8021	ND	ND	ND	ND	ND	ND	ND	ND	ND	ND	ND	ND
08/05/2002	A2793613	8021	ND	ND	ND	ND	ND	ND	ND	ND	ND	ND	ND	ND
10/04/2002	A2986401	8021	ND	ND	ND	ND	ND	ND	ND	ND	ND	ND	ND	ND
01/14/2003	A3043006	8021	ND	ND	ND	ND	ND	ND	ND	ND	ND	ND	ND	ND
04/03/2003	A3315001	8021	ND	ND	ND	ND	ND	ND	ND	ND	ND	ND	ND	ND
07/03/2003	A3639705	8021	ND	ND	ND	ND	ND	ND	ND	ND	ND	ND	ND	ND
10/08/2003	A3978802	8021	ND	ND	ND	ND	ND	ND	ND	ND	ND	ND	ND	ND
01/07/2004	A4012310	8021	ND	ND	ND	ND	ND	ND	ND	ND	ND	ND	ND	ND
04/15/2004	A4337506	8021	ND	ND	ND	ND	ND	ND	ND	ND	ND	ND	ND	ND
06/28/2004	A4614506	8021	ND	ND	ND	ND	ND	ND	ND	ND	ND	ND	ND	ND
10/20/2004	A4A32109	8021	ND	ND	ND	ND	ND	ND	ND	ND	ND	ND	ND	ND
01/19/2005	A5050908	8260	ND	ND	ND	ND	ND	ND	ND	ND	0.35 J	ND	ND	0.35
04/04/2005	A5307801	8260	ND	ND	ND	ND	ND	ND	ND	ND	ND	ND	ND	ND
07/12/2005	A5725401	8260/5ML	ND	ND	ND	ND	ND	ND	ND	ND	ND	ND	ND	ND
07/13/2006	6G14009-02	8260	ND	ND	ND	ND	3	ND	ND	ND	ND	ND	ND	3
07/17/2007	7G18027-04	8260	ND	ND	ND	ND	ND	ND	ND	ND	ND	ND	ND	ND
07/17/2008	5418428	8260	ND	ND	ND	ND	ND	ND	ND	ND	ND	ND	ND	ND
07/08/2009	5719615	8260	ND	ND	ND	ND	ND	ND	ND	ND	ND	ND	ND	ND
07/19/2010	6036146	8260	ND	ND	ND	ND	ND	ND	ND	ND	ND	ND	ND	ND
07/26/2011	6357503	8260	ND	ND	ND	ND	ND	ND	ND	ND	ND	ND	ND	ND

ND - Not detected, indicates parameter was analyzed for, but not detected at or above the reporting limit.

To address the NYSDEC concerns regarding the presentation and plotting of nondetected values, the data for 2001 to 2004 has been reevaluated and interpreted as follows:

- 1) Nondetected concentrations have been represented as ND for reporting purposes.
- 2) Total VOCs have been recalculated and represented as the sum of the detected parameters shown on this table.
- 3) The method change to 8260 was approved by the NYSDEC and changed in January 2005.

FORMER CARBORUNDUM FACILITY

WHEATFIELD, NEW YORK

Well Id: DNAPL Sump														
Date	Lab Sample Id	Method	Carbon tetrachloride (ug/L)	Chloroform (ug/L)	1,1-Dichloroethane (ug/L)	1,1-Dichloroethene (ug/L)	Methylene chloride (ug/L)	Trans-1,2-dichloroethene (ug/L)	Cis-1,2-dichloroethene (ug/L)	1,1,1-Trichloroethane (ug/L)	Trichloroethylene (TCE) (ug/L)	Tetrachloroethylene (PCE) (ug/L)	Vinyl chloride (ug/L)	Total (ug/L)
04/25/2001	A1382102	8021	ND	ND	ND	ND	ND	ND	2300	ND	14000 D	ND	56	16356
07/12/2001	A1663804	8021	ND	ND	ND	ND	1.7 J	ND	120	ND	63	ND	2.5	187.2
01/25/2002	A2081502	8021	ND	ND	ND	13	1 J	15	4900 D	ND	1600 D	1.3	9.1	6539.4
04/19/2002	A2384301	8021	ND	ND	ND	ND	ND	ND	5900	ND	5000	ND	130	11030
07/16/2002	A2722915	8021	ND	ND	ND	ND	160	ND	3000	ND	5500	ND	240	8900
10/09/2002	A2A07506	8021	ND	ND	ND	ND	ND	ND	4400	ND	6600	ND	ND	11000
01/23/2003	A3075206	8021	ND	ND	ND	ND	ND	ND	2800	ND	16000	ND	ND	18800
04/10/2003	A3335401	8021	ND	ND	ND	ND	180	ND	2100	ND	2400	ND	190	4870
07/10/2003	A3654306	8021	ND	ND	ND	ND	ND	ND	1700	ND	3400	ND	110	5210

ND - Not detected, indicates parameter was analyzed for, but not detected at or above the reporting limit.

To address the NYSDEC concerns regarding the presentation and plotting of nondetected values, the data for 2001 to 2004 has been reevaluated and interpreted as follows:

- 1) Nondetected concentrations have been represented as ND for reporting purposes.
- 2) Total VOCs have been recalculated and represented as the sum of the detected parameters shown on this table.
- 3) The method change to 8260 was approved by the NYSDEC and changed in January 2005.

FORMER CARBORUNDUM FACILITY

WHEATFIELD, NEW YORK

Well Id: P-2

Date	Lab Sample Id	Method	Carbon tetrachloride (ug/L)	Chloroform (ug/L)	1,1-Dichloroethane (ug/L)	1,1-Dichloroethene (ug/L)	Methylene chloride (ug/L)	Trans-1,2-dichloroethene (ug/L)	Cis-1,2-dichloroethene (ug/L)	1,1,1-Trichloroethane (ug/L)	Trichloroethylene (TCE) (ug/L)	Tetrachloroethylene (PCE) (ug/L)	Vinyl chloride (ug/L)	Total (ug/L)
01/15/2001	A1041303	8021	ND	ND	ND	ND	ND	ND	74	ND	340	ND	ND	414
04/20/2001	A1366406	624	ND	ND	ND	ND	ND	ND	35	ND	320 D	ND	ND	355
07/13/2001	A1663813	8021	ND	ND	ND	ND	3.9	ND	39	ND	230	ND	ND	272.9
09/06/2001	A1858801	8021	ND	ND	ND	ND	110	ND	500	ND	4800	ND	ND	5410
10/15/2001	A1A17406	8021	ND	ND	ND	ND	58	ND	150	ND	3900	ND	ND	4108
01/24/2002	A2076711	8021	ND	ND	ND	ND	310	ND	740	560	8000	ND	ND	9610
04/19/2002	A2384302	8021	ND	ND	ND	ND	ND	ND	600	190	15000	ND	ND	15790
07/16/2002	A2722916	8021	ND	ND	ND	ND	610	ND	1500	1000	16000	ND	ND	19110
10/09/2002	A2A07507	8021	ND	ND	ND	ND	ND	ND	540	ND	12000	ND	ND	12540
04/09/2003	A3329402	8021	ND	ND	210	22	110	ND	390	1800	1200	ND	ND	3732
07/10/2003	A3654303	8021	ND	ND	ND	ND	ND	ND	860	400	7700	ND	ND	8960
10/13/2003	A3991301	8021	ND	ND	120	ND	100	ND	1200	870	7500	ND	ND	9790
01/07/2004	A4012402	8021	ND	ND	270	ND	ND	ND	1000	1800	7800	ND	120	10990
04/14/2004	A4331402	8021	ND	ND	180	ND	ND	ND	960	1800	9700	ND	ND	12640
07/07/2004	A4636803	8021	ND	ND	220	ND	ND	ND	1100	1100	12000	ND	ND	14420
10/08/2004	A4994502	8021	ND	ND	ND	ND	ND	ND	760	760	10000	ND	ND	11520
01/18/2005	A5051103	8260	ND	ND	ND	ND	ND	ND	860	1400	12000	ND	ND	14260
04/04/2005	A5307503	8260	ND	0.68 J	170 E	66 E	ND	7.7	810 E	1300 E	2500 E	1.9	20	4876.28
04/04/2005	A5307503DL	8260	ND	ND	ND	ND	ND	ND	580 D	1300 D	8200 D	ND	ND	10080
07/11/2005	A5724601	8260/5ML	ND	ND	70	ND	ND	ND	710	280	9200	ND	ND	10260
10/05/2005	A5B10701	8260	ND	ND	180	ND	ND	ND	530	1000	5400	ND	ND	7110
01/24/2006	A6089106	8260	ND	ND	170	ND	ND	ND	770	1200	8500	ND	ND	10640
04/12/2006	6D13005-04RE1	8260	ND	ND	124	24	11	7	638	1020	7800 D	ND	18	9642
07/11/2006	6G12005-03	8260	ND	ND	102	14	22	ND	621	411	6850 D	ND	13	8033
10/09/2006	6J10002-03	8260	ND	ND	146	23	ND	6	322	1130 D	2770 D	ND	12	4409
01/10/2007	7A11003-04	8260	ND	ND	135	17	12	ND	368	919	4950 D	ND	10	6411
04/03/2007	7D04039-01	8260	ND	ND	110	23	164	9	792	897	9730 D	ND	24	11749
07/05/2007	7G06018-04	8260	ND	ND	148	ND	ND	ND	10400	936	372	ND	ND	11856
10/10/2007	7J11002-01RE1	8260	ND	ND	36	ND	ND	ND	2190	50	3380	ND	80	5736
01/07/2008	8A08003-09	8260	ND	ND	86	ND	86	ND	629	722	524	ND	ND	2047
04/08/2008	8D09003-04	8260	ND	ND	102	15	ND	ND	1290	382	366	ND	90	2245
07/16/2008	5417447	8260	ND	ND	120	11 J	ND	6 J	2000	210	95	ND	390	2832
10/14/2008	5498678	8260	ND	ND	190	3.1 J	ND	5 J	1200	120	97	ND	21	1636.1
01/21/2009	5582428	8260	ND	ND	86	7.6	ND	5	920	100	280	ND	70	1468.6
04/16/2009	5649165	8260	ND	ND	190	31	ND	5.1	780	1100	260	ND	160	2526.1
07/13/2009	5722296	8260	ND	ND	82	19	ND	7.9 J	1700	350	420	ND	150	2728.9
10/07/2009	5800381	8260	ND	ND	460	62	ND	2.9 J	500	2800	250	ND	65	4139.9

ND - Not detected, indicates parameter was analyzed for, but not detected at or above the reporting limit.

To address the NYSDEC concerns regarding the presentation and plotting of nondetected values, the data for 2001 to 2004 has been reevaluated and interpreted as follows:

- 1) Nondetected concentrations have been represented as ND for reporting purposes.
- 2) Total VOCs have been recalculated and represented as the sum of the detected parameters shown on this table.
- 3) The method change to 8260 was approved by the NYSDEC and changed in January 2005.

FORMER CARBORUNDUM FACILITY

WHEATFIELD, NEW YORK

Well Id: P-2

Date	Lab Sample Id	Method	Carbon tetrachloride (ug/L)	Chloroform (ug/L)	1,1-Dichloroethane (ug/L)	1,1-Dichloroethene (ug/L)	Methylene chloride (ug/L)	Trans-1,2-dichloroethene (ug/L)	Cis-1,2-dichloroethene (ug/L)	1,1,1-Trichloroethane (ug/L)	Trichloroethylene (TCE) (ug/L)	Tetrachloroethylene (PCE) (ug/L)	Vinyl chloride (ug/L)	Total (ug/L)
01/26/2010	5893226	8260	ND	ND	270	39	ND	ND	490	2300	320	ND	39	3458
04/07/2010	5948423	8260	ND	0.98 J	270	81	ND	9.5	910	2200	2400	0.82 J	85	5957.3
07/21/2010	6039078	8260	ND	ND	180	31	ND	7.8 J	1100	1100	2300	ND	60	4778.8
10/12/2010	6109750	8260	ND	ND	580	88	ND	12 J	1700	4700	3400	ND	94	10574
01/24/2011	6190814	8260	ND	ND	280	47	ND	5.6 J	800	2100	1700	ND	31	4963.6
04/12/2011	6256723	8260	ND	ND	150	30	ND	7.6 J	1100	1100	5400	ND	41	7828.6
07/20/2011	6352280	8260	ND	ND	98	25	ND	11 J	1600	630	6000	ND	57	8421
10/12/2011	6435908	8260	ND	ND	210	41	ND	9.9 J	980	1600	3700	ND	42	6582.9

ND - Not detected, indicates parameter was analyzed for, but not detected at or above the reporting limit.

To address the NYSDEC concerns regarding the presentation and plotting of nondetected values, the data for 2001 to 2004 has been reevaluated and interpreted as follows:

- 1) Nondetected concentrations have been represented as ND for reporting purposes.
- 2) Total VOCs have been recalculated and represented as the sum of the detected parameters shown on this table.
- 3) The method change to 8260 was approved by the NYSDEC and changed in January 2005.

FORMER CARBORUNDUM FACILITY

WHEATFIELD, NEW YORK

Well Id: P-3

Date	Lab Sample Id	Method	Carbon tetrachloride (ug/L)	Chloroform (ug/L)	1,1-Dichloroethane (ug/L)	1,1-Dichloroethene (ug/L)	Methylene chloride (ug/L)	Trans-1,2-dichloroethene (ug/L)	Cis-1,2-dichloroethene (ug/L)	1,1,1-Trichloroethane (ug/L)	Trichloroethylene (TCE) (ug/L)	Tetrachloroethylene (PCE) (ug/L)	Vinyl chloride (ug/L)	Total (ug/L)
01/15/2001	A1041304	8021	ND	ND	ND	ND	ND	ND	2.4	ND	0.42 J	ND	ND	2.82
04/20/2001	A1366407	624	ND	ND	ND	ND	ND	ND	1.6	ND	1.5	ND	ND	3.1
07/11/2001	A1648715	8021	ND	ND	ND	ND	ND	ND	1.2	ND	0.38 J	ND	ND	1.58
10/16/2001	A1A17404	8021	ND	ND	ND	ND	ND	5.2	210	ND	69	ND	3.5	287.7
01/21/2002	A2066001	8021	ND	ND	ND	ND	ND	6.5	140	ND	ND	ND	ND	146.5
04/11/2002	A2348304	8021	ND	ND	ND	ND	ND	4.9	170	ND	ND	ND	8.4	183.3
07/12/2002	A2713910	8021	ND	ND	ND	ND	ND	5.8	120	ND	4	ND	3.5	133.3
10/08/2002	A2999305	8021	ND	ND	1.1	ND	ND	10	300	ND	4	ND	ND	315.1
04/09/2003	A3329502	8021	ND	ND	ND	ND	16	ND	52	ND	ND	ND	1.8	69.8
07/08/2003	A3649104	8021	ND	ND	ND	ND	3.8	6	230	ND	ND	ND	ND	239.8
10/13/2003	A3991407	8021	ND	ND	ND	ND	ND	8.2	230	ND	ND	ND	ND	238.2
01/09/2004	A4026203	8021	ND	ND	ND	ND	ND	3.1	110	ND	ND	ND	3.1	116.2
04/14/2004	A4331803	8021	ND	ND	ND	ND	ND	2.4	100	ND	4.3	ND	ND	106.7
07/06/2004	A4636509	8021	ND	ND	ND	2.5	ND	9.2	260 E	ND	3.1	ND	3	277.8
07/06/2004	A4636509DL	8021	ND	ND	ND	ND	5.4 DE	8.8 D	230 D	ND	ND	ND	ND	244.2
10/08/2004	A4994501	8021	ND	ND	ND	ND	ND	ND	200	ND	ND	ND	ND	200
01/12/2005	A5036201	8260	ND	ND	ND	ND	ND	2.8	98	ND	ND	ND	ND	100.8
04/04/2005	A5307703	8260	ND	ND	ND	ND	ND	3.2	110 E	ND	0.43 J	ND	1.9	115.53
04/04/2005	A5307703DL	8260	ND	ND	ND	ND	ND	2.1 D	90 D	ND	ND	ND	ND	92.1
07/08/2005	A5715301	8260/5ML	ND	ND	ND	ND	1.2 J	5.7	140	ND	ND	ND	ND	146.9
10/05/2005	A5B10603	8260	ND	ND	0.55 J	ND	ND	6	110 E	ND	0.69 J	ND	0.98 J	118.22
10/05/2005	A5B10603DL	8260	ND	ND	ND	ND	ND	5.9 D	120 D	ND	ND	ND	ND	125.9
01/24/2006	A6089110	8260	ND	ND	ND	ND	ND	2.2	69	ND	0.52 J	ND	1.1 J	72.82
04/12/2006	6D13005-01	8260	ND	ND	ND	ND	ND	2	63	ND	ND	ND	ND	65
07/11/2006	6G12005-04	8260	ND	ND	ND	ND	ND	5	123	ND	1	ND	ND	129
10/09/2006	6J10002-04	8260	ND	ND	ND	ND	ND	4	88	ND	1	ND	ND	93
01/09/2007	7A10006-01	8260	ND	ND	ND	ND	ND	1	49	ND	1	ND	ND	51
04/03/2007	7D04039-02	8260	ND	ND	ND	ND	25 B	1	42	ND	ND	ND	ND	68
07/05/2007	7G06018-06	8260	ND	ND	ND	ND	ND	3	85	ND	ND	ND	ND	88
10/10/2007	7J11002-09	8260	ND	ND	ND	ND	ND	3	61	ND	ND	ND	ND	64
01/07/2008	8A08003-07	8260	ND	ND	ND	ND	ND	1	25	ND	ND	ND	ND	26
04/08/2008	8D09003-02	8260	ND	ND	ND	ND	3 B	2	67	ND	ND	ND	ND	72
07/16/2008	5417454	8260	ND	ND	ND	ND	ND	3.6 J	92	ND	ND	ND	ND	95.6
10/14/2008	5498679	8260	ND	ND	ND	ND	ND	1.5 J	55	ND	ND	ND	ND	56.5
01/21/2009	5582429	8260	ND	ND	ND	ND	ND	1.3 J	33	ND	ND	ND	1.2 J	35.5
04/15/2009	5647723	8260	ND	ND	ND	ND	ND	1.6 J	46	ND	ND	ND	1.7 J	49.3
07/08/2009	5719622	8260	ND	ND	ND	ND	ND	5.4	120	ND	ND	ND	ND	125.4

ND - Not detected, indicates parameter was analyzed for, but not detected at or above the reporting limit.

To address the NYSDEC concerns regarding the presentation and plotting of nondetected values, the data for 2001 to 2004 has been reevaluated and interpreted as follows:

- 1) Nondetected concentrations have been represented as ND for reporting purposes.
- 2) Total VOCs have been recalculated and represented as the sum of the detected parameters shown on this table.
- 3) The method change to 8260 was approved by the NYSDEC and changed in January 2005.

FORMER CARBORUNDUM FACILITY

WHEATFIELD, NEW YORK

Well Id: P-3

Date	Lab Sample Id	Method	Carbon tetrachloride (ug/L)	Chloroform (ug/L)	1,1-Dichloroethane (ug/L)	1,1-Dichloroethene (ug/L)	Methylene chloride (ug/L)	Trans-1,2-dichloroethene (ug/L)	Cis-1,2-dichloroethene (ug/L)	1,1,1-Trichloroethane (ug/L)	Trichloroethylene (TCE) (ug/L)	Tetrachloroethylene (PCE) (ug/L)	Vinyl chloride (ug/L)	Total (ug/L)
10/05/2009	5797970	8260	ND	ND	ND	ND	ND	4 J	90	ND	ND	ND	ND	94
01/25/2010	5892347	8260	ND	ND	ND	ND	ND	2 J	60	ND	ND	ND	2.3 J	64.3
04/06/2010	5946898	8260	ND	ND	ND	ND	ND	2.5 J	90	ND	ND	ND	2.3 J	94.8
07/21/2010	6039076	8260	ND	ND	ND	ND	ND	5.4	100	ND	ND	ND	1.3 J	106.7
10/12/2010	6109756	8260	ND	ND	ND	ND	ND	2.7 J	110	ND	ND	ND	ND	112.7
01/26/2011	6192954	8260	ND	ND	ND	ND	ND	1.1 J	27	ND	ND	ND	1.4 J	29.5
04/12/2011	6256721	8260	ND	ND	ND	ND	ND	3 J	100	ND	1.1 J	ND	2 J	106.1
07/12/2011	6342651	8260	ND	ND	ND	ND	ND	4.8 J	110	ND	1 J	ND	ND	115.8
10/13/2011	6437683	8260	ND	ND	ND	ND	ND	3.4 J	97	ND	ND	ND	ND	100.4

ND - Not detected, indicates parameter was analyzed for, but not detected at or above the reporting limit.

To address the NYSDEC concerns regarding the presentation and plotting of nondetected values, the data for 2001 to 2004 has been reevaluated and interpreted as follows:

- 1) Nondetected concentrations have been represented as ND for reporting purposes.
- 2) Total VOCs have been recalculated and represented as the sum of the detected parameters shown on this table.
- 3) The method change to 8260 was approved by the NYSDEC and changed in January 2005.

FORMER CARBORUNDUM FACILITY

WHEATFIELD, NEW YORK

Well Id: P-4

Date	Lab Sample Id	Method	Carbon tetrachloride (ug/L)	Chloroform (ug/L)	1,1-Dichloro-ethane (ug/L)	1,1-Dichloro-ethene (ug/L)	Methylene chloride (ug/L)	Trans-1,2-dichloro-ethene (ug/L)	Cis-1,2-dichloro-ethene (ug/L)	1,1,1-Trichloro-ethane (ug/L)	Trichloro-ethylene (TCE) (ug/L)	Tetrachloro-ethylene (PCE) (ug/L)	Vinyl chloride (ug/L)	Total (ug/L)
01/12/2001	A1035111	8021	ND	ND	ND	ND	1.8 J	0.66 J	18	ND	26	ND	2.6	49.06
04/19/2001	A1361311	624	ND	ND	ND	ND	ND	ND	2.9	0.23	9.6	ND	ND	12.73
07/11/2001	A1648714	8021	ND	ND	ND	ND	ND	0.23 J	18	ND	4.9	ND	ND	23.13
10/16/2001	A1A17403	8021	ND	ND	ND	ND	1.3 J	2	220	ND	42	ND	ND	265.3
01/21/2002	A2066002	8021	ND	ND	7.7	5.4	2.4 J	12	1600 D	3.8	490 D	ND	17	2138.3
04/11/2002	A2348305	8021	ND	ND	ND	ND	ND	ND	1000	ND	940	ND	ND	1940
07/12/2002	A2713911	8021	ND	ND	7.3	ND	ND	ND	1200	ND	360	ND	ND	1567.3
10/08/2002	A2999306	8021	ND	15	ND	ND	ND	ND	480	ND	140	ND	ND	635
04/09/2003	A3329503	8021	ND	ND	ND	ND	33	ND	510	ND	620	ND	ND	1163
07/08/2003	A3649106	8021	ND	ND	ND	ND	ND	ND	710	15	1000	ND	ND	1725
10/13/2003	A3991408	8021	ND	ND	23	ND	9.2	17	1700	25	920	ND	ND	2694.2
01/09/2004	A4026204	8021	ND	ND	26	ND	ND	14	1300	22	1400	ND	23	2785
04/14/2004	A4331804	8021	ND	ND	20	ND	ND	8	720	9.8	770	ND	15	1542.8
07/06/2004	A4636507	8021	ND	ND	40	ND	ND	ND	1300	31	1400	ND	49	2820
10/08/2004	A4994503	8021	ND	ND	31	ND	ND	ND	1100	ND	1200	ND	33	2364
01/12/2005	A5036202	8260	ND	ND	ND	ND	ND	ND	650	ND	1200	ND	43	1893
04/04/2005	A5307702	8260	ND	ND	13	ND	ND	ND	560	ND	870	ND	26	1469
07/11/2005	A5724701	8260/5ML	ND	ND	21	6.7	ND	12	830	8.2	880	ND	10	1767.9
10/05/2005	A5B10604	8260	ND	ND	33	9.3	ND	16	1200 E	20	1000 E	ND	ND	2278.3
10/05/2005	A5B10604DL	8260	ND	ND	30 D	ND	ND	15 D	1200 D	16 D	910 D	ND	ND	2171
01/23/2006	A6084706	8260	ND	ND	20	ND	ND	11	850	13	1500	ND	32	2426
04/12/2006	6D13005-02RE1	8260	ND	ND	15	ND	ND	8	583 D	10	998	ND	11	1625
07/11/2006	6G12005-05	8260	ND	ND	20	6	4	12	700 D	9	869 D	ND	ND	1620
10/09/2006	6J10002-05	8260	ND	ND	30	8	ND	16	1180 D	27	1100 D	ND	ND	2361
01/05/2007	7A05012-05	8260	ND	ND	23	6	2 B	11	734 D	20	2080 D	ND	26	2902
04/03/2007	7D04039-03	8260	ND	ND	7	3	ND	7	394 D	7	1190 D	ND	6	1614
07/05/2007	7G06018-07	8260	ND	ND	ND	ND	ND	ND	499	ND	579	ND	ND	1078
10/09/2007	7J10006-04	8260	ND	ND	9	ND	ND	8	570	ND	636	ND	ND	1223
01/07/2008	8A08003-06	8260	ND	ND	15	ND	22	10	689	8	601	ND	ND	1345
04/08/2008	8D09003-06	8260	ND	ND	12	ND	ND	7	431	13	1680 D	ND	ND	2143
07/16/2008	5417453	8260	ND	ND	9.6	3 J	ND	7	470	6.3	610	ND	ND	1105.9
10/14/2008	5498682	8260	ND	ND	8	1.7 J	ND	8	460	5.1	530	ND	ND	1012.8
01/14/2009	5577587	8260	ND	ND	24	7.9	ND	11	720	38	1200	ND	2 J	2002.9
04/14/2009	5646771	8260	ND	ND	12	3.5 J	ND	6.1 J	370	23	1600	ND	3.9 J	2018.5
07/09/2009	5720680	8260	ND	ND	6.6	2.3 J	ND	6.8	390	5.6	490	ND	ND	901.3
10/05/2009	5797961	8260	ND	ND	10	3.1 J	ND	6.7 J	560	9.2 J	780	ND	ND	1369
01/21/2010	5889956	8260	ND	ND	17 J	4.9 J	ND	8.8 J	460	32	2100	ND	ND	2622.7

ND - Not detected, indicates parameter was analyzed for, but not detected at or above the reporting limit.

To address the NYSDEC concerns regarding the presentation and plotting of nondetected values, the data for 2001 to 2004 has been reevaluated and interpreted as follows:

- 1) Nondetected concentrations have been represented as ND for reporting purposes.
- 2) Total VOCs have been recalculated and represented as the sum of the detected parameters shown on this table.
- 3) The method change to 8260 was approved by the NYSDEC and changed in January 2005.

FORMER CARBORUNDUM FACILITY

WHEATFIELD, NEW YORK

Well Id: P-4

Date	Lab Sample Id	Method	Carbon tetrachloride (ug/L)	Chloroform (ug/L)	1,1-Dichloroethane (ug/L)	1,1-Dichloroethene (ug/L)	Methylene chloride (ug/L)	Trans-1,2-dichloroethene (ug/L)	Cis-1,2-dichloroethene (ug/L)	1,1,1-Trichloroethane (ug/L)	Trichloroethylene (TCE) (ug/L)	Tetrachloroethylene (PCE) (ug/L)	Vinyl chloride (ug/L)	Total (ug/L)
04/06/2010	5946899	8260	ND	ND	9.5 J	2.8 J	ND	5.6 J	390	13	1600	ND	6.4 J	2027.3
07/13/2010	6031624	8260	ND	ND	6.9	3.4 J	ND	7.7	460	5.4	760	ND	ND	1243.4
10/12/2010	6109755	8260	ND	ND	6.5	1.6 J	ND	7.1	360	6.2	530	ND	ND	911.4
01/26/2011	6192955	8260	ND	ND	36	6.8 J	ND	11	790	14	1500	ND	3.8 J	2361.6
04/12/2011	6256718	8260	ND	ND	65	12	ND	14	1500	20	3700	1.7 J	27	5339.7
07/20/2011	6352288	8260	ND	ND	29	7.8 J	ND	10	750	7.8 J	1400	ND	ND	2204.6
10/11/2011	6434704	8260	ND	ND	25	5.8 J	ND	11	870	6.1 J	1200	ND	ND	2117.9

ND - Not detected, indicates parameter was analyzed for, but not detected at or above the reporting limit.

To address the NYSDEC concerns regarding the presentation and plotting of nondetected values, the data for 2001 to 2004 has been reevaluated and interpreted as follows:

- 1) Nondetected concentrations have been represented as ND for reporting purposes.
- 2) Total VOCs have been recalculated and represented as the sum of the detected parameters shown on this table.
- 3) The method change to 8260 was approved by the NYSDEC and changed in January 2005.

FORMER CARBORUNDUM FACILITY

WHEATFIELD, NEW YORK

Well Id: PW-1

Date	Lab Sample Id	Method	Carbon tetrachloride (ug/L)	Chloroform (ug/L)	1,1-Dichloro-ethane (ug/L)	1,1-Dichloro-ethene (ug/L)	Methylene chloride (ug/L)	Trans-1,2-dichloro-ethene (ug/L)	Cis-1,2-dichloro-ethene (ug/L)	1,1,1-Trichloro-ethane (ug/L)	Trichloro-ethylene (TCE) (ug/L)	Tetrachloro-ethylene (PCE) (ug/L)	Vinyl chloride (ug/L)	Total (ug/L)
01/12/2001	A1035112	8021	ND	ND	ND	ND	5.6	ND	71	ND	150	ND	ND	226.6
04/20/2001	A1366403	624	ND	ND	ND	ND	ND	2.4	84	ND	330 D	ND	1.9	418.3
07/11/2001	A1648702	8021	ND	ND	ND	ND	2.9	1.3	83	ND	140	ND	4.7	231.9
09/07/2001	A1863501	8021	ND	ND	ND	ND	38	ND	1500	ND	2500	ND	ND	4038
10/16/2001	A1A17402	8021	ND	ND	ND	ND	ND	ND	2700	ND	40000	ND	ND	42700
01/23/2002	A2076705	8021	ND	ND	ND	ND	1500	ND	880	ND	2000	ND	ND	4380
04/18/2002	A2378804	8021	ND	ND	ND	ND	23	ND	240	ND	1200	ND	ND	1463
07/16/2002	A2722914	8021	ND	ND	ND	ND	60	ND	520	ND	1800	ND	ND	2380
10/09/2002	A2A07508	8021	ND	ND	ND	ND	ND	ND	27000	ND	140000	ND	ND	167000
01/24/2003	A3075208	8021	ND	ND	ND	ND	ND	ND	920	ND	2100	ND	26	3046
04/09/2003	A3329403	8021	ND	ND	ND	ND	ND	ND	560	ND	1900	ND	ND	2460
07/10/2003	A3654305	8021	ND	ND	ND	ND	ND	ND	1200	ND	3800	ND	ND	5000
10/13/2003	A3991302	8021	ND	ND	ND	ND	ND	ND	1200	ND	3600	ND	ND	4800
01/09/2004	A4026101	8021	ND	ND	ND	ND	ND	18	380	ND	1300	ND	25	1723
04/14/2004	A4331403	8021	ND	ND	ND	ND	ND	ND	1400	ND	4500	ND	ND	5900
07/06/2004	A4636805	8021	ND	ND	ND	ND	ND	ND	540	ND	1600	ND	43	2183
10/07/2004	A4994204	8021	ND	ND	ND	ND	ND	ND	170	ND	130	ND	ND	300
01/12/2005	A5036101	8260	ND	ND	6.9	4.5	ND	6.1	900 E	5.5	2700 E	ND	ND	3623
01/12/2005	A5036101DL	8260							600 D		2400 D			3000
04/04/2005	A5307501	8260	ND	ND	1.2	0.61 J	ND	1.9	190 E	0.71 J	650 E	2	6.8	853.22
04/04/2005	A5307501DL	8260	ND	ND	ND	ND	ND	ND	350 D	ND	1500 BD	ND	ND	1850
07/11/2005	A5724602	8260/5ML	ND	ND	5.3	ND	ND	ND	410	ND	1100 E	ND	18	1533.3
07/11/2005	A5724602DL	8260/5ML	ND	ND	ND	ND	ND	ND	320 D	ND	870 D	ND	15 D	1205
10/05/2005	A5B10702	8260	ND	ND	ND	ND	ND	ND	390	11	1300	ND	13	1714
01/26/2006	A6102404	8260	ND	ND	2.3	0.69 J	ND	1.9	160 E	2.5	700 E	ND	2.4	869.79
01/26/2006	A6102404DL	8260	ND	ND	ND	ND	ND	ND	200 D	ND	900 D	ND	7.5 D	1107.5
04/13/2006	6D14002-07RE1	8260	ND	ND	2	ND	ND	2	146	ND	636 D	ND	6	792
07/11/2006	6G12005-01	8260	ND	ND	2	ND	4	2	143	2	449 D	ND	ND	602
10/09/2006	6J10002-02	8260	ND	ND	ND	ND	ND	2	114	ND	871 D	ND	3	990
01/09/2007	7A10006-02	8260	ND	ND	3	ND	ND	2	185	3	638 D	ND	7	838
04/03/2007	7D04039-04	8260	ND	ND	6	2	ND	3	302 D	6	1040 D	ND	20	1379
07/05/2007	7G06018-05RE1	8260	ND	ND	ND	ND	ND	ND	68	ND	235	ND	6	309
10/09/2007	7J10006-07	8260	ND	ND	4	ND	ND	3	304	ND	1090 D	ND	13	1414
01/07/2008	8A08003-08	8260	ND	ND	ND	ND	31	ND	84	ND	463	ND	ND	578
04/08/2008	8D09003-03	8260	ND	ND	12	ND	16 B	ND	455	7	1690 D	ND	31	2211
07/21/2008	5420903	8260	ND	ND	1.3 J	ND	ND	1.6 J	120	ND	1500	ND	7.5	1630.4
10/14/2008	5498687	8260	ND	ND	110 J	54 J	ND	60 J	10000	ND	41000	ND	180 J	51404

ND - Not detected, indicates parameter was analyzed for, but not detected at or above the reporting limit.

To address the NYSDEC concerns regarding the presentation and plotting of nondetected values, the data for 2001 to 2004 has been reevaluated and interpreted as follows:

- 1) Nondetected concentrations have been represented as ND for reporting purposes.
- 2) Total VOCs have been recalculated and represented as the sum of the detected parameters shown on this table.
- 3) The method change to 8260 was approved by the NYSDEC and changed in January 2005.

FORMER CARBORUNDUM FACILITY

WHEATFIELD, NEW YORK

Well Id: PW-1

Date	Lab Sample Id	Method	Carbon tetrachloride (ug/L)	Chloroform (ug/L)	1,1-Dichloroethane (ug/L)	1,1-Dichloroethene (ug/L)	Methylene chloride (ug/L)	Trans-1,2-dichloroethene (ug/L)	Cis-1,2-dichloroethene (ug/L)	1,1,1-Trichloroethane (ug/L)	Trichloroethylene (TCE) (ug/L)	Tetrachloroethylene (PCE) (ug/L)	Vinyl chloride (ug/L)	Total (ug/L)
01/13/2009	5576508	8260	ND	ND	18	5	ND	5.6	570	17	2100	ND	30	2745.6
04/15/2009	5647722	8260	ND	ND	11	2.8 J	ND	3.6 J	400	11	1300	ND	19	1747.4
07/07/2009	5718471	8260	ND	ND	1.6 J	ND	ND	1.6 J	110	1.1 J	430	ND	5.6	549.9
10/07/2009	5800383	8260	ND	ND	2.3 J	0.85 J	ND	1.9 J	160	2 J	470	ND	9.3	646.35
01/20/2010	5888923	8260	ND	ND	11	1.8 J	ND	2.6 J	340	11	1200	ND	11	1577.4
04/07/2010	5948422	8260	ND	ND	11	3.4 J	ND	3.6 J	370	7.2	1300	ND	24	1719.2
07/14/2010	6032689	8260	ND	ND	3 J	1.2 J	ND	2 J	180	2.1 J	470	ND	6.7	665
10/12/2010	6109752	8260	ND	ND	2.6 J	0.98 J	ND	2.8 J	290	ND	420	ND	4.7 J	721.08
01/25/2011	6191894	8260	ND	ND	8.2 J	3 J	ND	4 J	400	5.7 J	1800	ND	12 J	2232.9
04/12/2011	6256717	8260	ND	ND	3.2 J	1.4 J	ND	2.4 J	260	2.8 J	1400	ND	2.9 J	1672.7
07/13/2011	6343975	8260	ND	ND	10	4.3 J	ND	4.7 J	460	5.6	1700	ND	42	2226.6
10/12/2011	6435899	8260	ND	ND	1.8 J	ND	ND	2.1 J	120	ND	530	ND	6.7	660.6

ND - Not detected, indicates parameter was analyzed for, but not detected at or above the reporting limit.

To address the NYSDEC concerns regarding the presentation and plotting of nondetected values, the data for 2001 to 2004 has been reevaluated and interpreted as follows:

- 1) Nondetected concentrations have been represented as ND for reporting purposes.
- 2) Total VOCs have been recalculated and represented as the sum of the detected parameters shown on this table.
- 3) The method change to 8260 was approved by the NYSDEC and changed in January 2005.

FORMER CARBORUNDUM FACILITY

WHEATFIELD, NEW YORK

Well Id: PW-2

Date	Lab Sample Id	Method	Carbon tetrachloride (ug/L)	Chloroform (ug/L)	1,1-Dichloroethane (ug/L)	1,1-Dichloroethene (ug/L)	Methylene chloride (ug/L)	Trans-1,2-dichloroethene (ug/L)	Cis-1,2-dichloroethene (ug/L)	1,1,1-Trichloroethane (ug/L)	Trichloroethylene (TCE) (ug/L)	Tetrachloroethylene (PCE) (ug/L)	Vinyl chloride (ug/L)	Total (ug/L)
01/15/2001	A1041301	8021	ND	ND	ND	ND	1.6 J	ND	24	ND	44	ND	ND	69.6
04/19/2001	A1361314	624	ND	ND	ND	ND	ND	ND	1.4	ND	17	ND	ND	18.4
07/13/2001	A1663811	8021	ND	1.5	ND	ND	5.3	ND	24	ND	88	ND	ND	118.8
10/15/2001	A1A17405	8021	ND	ND	ND	ND	ND	ND	370	ND	3700	ND	ND	4070
01/23/2002	A2076704	8021	ND	ND	ND	ND	2 J	ND	7.8	ND	55	ND	ND	64.8
04/18/2002	A2378805	8021	ND	ND	ND	ND	ND	ND	2.4	ND	17	ND	ND	19.4
07/16/2002	A2722913	8021	ND	ND	ND	ND	2.6	ND	16	ND	110	ND	ND	128.6
10/09/2002	A2A07509	8021	ND	ND	ND	ND	ND	ND	88	ND	640	ND	ND	728
01/23/2003	A3075205	8021	ND	ND	ND	ND	ND	ND	31	ND	270	ND	ND	301
04/09/2003	A3329401	8021	ND	ND	ND	ND	ND	ND	5	ND	85	ND	ND	90

ND - Not detected, indicates parameter was analyzed for, but not detected at or above the reporting limit.

To address the NYSDEC concerns regarding the presentation and plotting of nondetected values, the data for 2001 to 2004 has been reevaluated and interpreted as follows:

- 1) Nondetected concentrations have been represented as ND for reporting purposes.
- 2) Total VOCs have been recalculated and represented as the sum of the detected parameters shown on this table.
- 3) The method change to 8260 was approved by the NYSDEC and changed in January 2005.

FORMER CARBORUNDUM FACILITY

WHEATFIELD, NEW YORK

Well Id: PW-3

Date	Lab Sample Id	Method	Carbon tetrachloride (ug/L)	Chloroform (ug/L)	1,1-Dichloro-ethane (ug/L)	1,1-Dichloro-ethene (ug/L)	Methylene chloride (ug/L)	Trans-1,2-dichloro-ethene (ug/L)	Cis-1,2-dichloro-ethene (ug/L)	1,1,1-Trichloro-ethane (ug/L)	Trichloro-ethylene (TCE) (ug/L)	Tetrachloro-ethylene (PCE) (ug/L)	Vinyl chloride (ug/L)	Total (ug/L)
10/13/2003	A3991406	8021	ND	ND	ND	5	ND	4.8	840 D	ND	1500 D	2.8	40 D	2392.6
01/07/2004	A4012401	8021	ND	ND	ND	ND	ND	ND	490	ND	1800	ND	ND	2290
04/14/2004	A4331401	8021	ND	ND	ND	ND	ND	ND	460	ND	2400	ND	ND	2860
07/07/2004	A4636804	8021	ND	ND	ND	ND	ND	ND	440	ND	1300	20	36	1796
10/13/2004	A4A09404	8021	ND	ND	ND	3.1	ND	2.5	490 D	ND	1200 D	4.1	3.1	1702.8
01/12/2005	A5036105	8260	ND	ND	ND	ND	ND	ND	700	ND	4000 E	ND	ND	4700
01/12/2005	A5036105DL	8260							460 D		2200 D			2660
04/04/2005	A5307502	8260	ND	ND	ND	2	ND	3.8	570 E	ND	1800 E	35	4.9	2415.7
04/04/2005	A5307502DL	8260	ND	ND	ND	ND	ND	ND	500 D	ND	3700 BD	ND	ND	4200
07/11/2005	A5724603	8260/5ML	ND	ND	ND	ND	ND	ND	1400	ND	3200	ND	36	4636
10/05/2005	A5B10703	8260	ND	ND	ND	ND	ND	ND	800	ND	1500	ND	ND	2300
01/24/2006	A6089105	8260	ND	ND	ND	ND	ND	ND	450	ND	3100 E	18	ND	3568
01/24/2006	A6089105DL	8260	ND	ND	ND	ND	ND	ND	520 D	ND	3700 D	23 D	ND	4243
04/13/2006	6D14002-06RE1	8260	ND	ND	ND	ND	ND	1	298 D	ND	946 D	10	4	1259
07/11/2006	6G12005-02	8260	ND	ND	ND	5	3	5	1150 D	ND	3150 D	8	5	4326
10/09/2006	6J10002-06	8260	ND	ND	ND	4	ND	6	1550 D	ND	4620 D	3	4	6187
01/09/2007	7A10006-05	8260	ND	ND	ND	ND	39	ND	437	ND	1940 D	21	ND	2437
04/03/2007	7D04039-05	8260	ND	ND	ND	2	ND	3	540 D	ND	2250 D	18	9	2822
07/05/2007	7G06018-02	8260	ND	ND	ND	ND	ND	ND	1320	ND	3120	ND	61	4501
10/09/2007	7J10006-06	8260	ND	ND	ND	ND	ND	ND	1400	ND	4220 D	ND	ND	5620
01/07/2008	8A08003-04RE1	8260	ND	ND	ND	ND	ND	ND	849	ND	362	ND	24	1235
04/08/2008	8D09003-05	8260	ND	ND	ND	ND	35 B	12	2910 D	ND	2120 D	ND	154	5231
07/16/2008	5417446	8260	ND	ND	ND	8	ND	5.2	770	ND	630	ND	130	1543.2
10/14/2008	5498677	8260	ND	ND	ND	10 J	ND	6.4 J	1000	ND	1400	ND	31	2447.4
01/15/2009	5578620	8260	ND	ND	ND	3.2 J	ND	2.7 J	630	ND	2000	ND	48	2683.9
04/13/2009	5647718	8260	ND	ND	ND	4.5 J	ND	ND	730	ND	2200	ND	50	2984.5
07/07/2009	5718469	8260	ND	ND	ND	19 J	ND	15 J	2600	ND	5000	ND	17 J	7651
10/06/2009	5799011	8260	ND	ND	ND	11 J	ND	8.6 J	1700	ND	5500	ND	8 J	7227.6
01/25/2010	5892346	8260	ND	ND	ND	ND	ND	ND	1400	ND	6300	ND	49 J	7749
04/06/2010	5946901	8260	ND	ND	ND	4.3 J	ND	5.1 J	940	ND	4300	ND	40	5289.4
07/21/2010	6039079	8260	ND	ND	ND	28	ND	20 J	2500	ND	4000	ND	13 J	6561
10/12/2010	6109759	8260	ND	ND	ND	8.5 J	ND	6.8 J	1400	ND	3100	ND	7 J	4522.3
01/24/2011	6190813	8260	ND	ND	ND	4.5 J	ND	4.2 J	970	ND	3400	ND	22 J	4400.7
04/12/2011	6256722	8260	ND	ND	ND	3 J	ND	4.3 J	560	ND	2600	1.8 J	ND	3169.1
07/18/2011	6348763	8260	ND	ND	ND	8.7 J	ND	6.9 J	1300	ND	3100	ND	26	4441.6
10/12/2011	6435906	8260	ND	ND	ND	7.2 J	ND	6.9 J	1100	ND	2900	ND	ND	4014.1

ND - Not detected, indicates parameter was analyzed for, but not detected at or above the reporting limit.

To address the NYSDEC concerns regarding the presentation and plotting of nondetected values, the data for 2001 to 2004 has been reevaluated and interpreted as follows:

- 1) Nondetected concentrations have been represented as ND for reporting purposes.
- 2) Total VOCs have been recalculated and represented as the sum of the detected parameters shown on this table.
- 3) The method change to 8260 was approved by the NYSDEC and changed in January 2005.

FORMER CARBORUNDUM FACILITY

WHEATFIELD, NEW YORK

Well Id: PW-4

Date	Lab Sample Id	Method	Carbon tetrachloride (ug/L)	Chloroform (ug/L)	1,1-Dichloroethane (ug/L)	1,1-Dichloroethene (ug/L)	Methylene chloride (ug/L)	Trans-1,2-dichloroethene (ug/L)	Cis-1,2-dichloroethene (ug/L)	1,1,1-Trichloroethane (ug/L)	Trichloroethylene (TCE) (ug/L)	Tetrachloroethylene (PCE) (ug/L)	Vinyl chloride (ug/L)	Total (ug/L)
01/21/2009	5582430	8260	ND	ND	ND	ND	ND	ND	8.4	ND	55	ND	ND	63.4
04/16/2009	5649166	8260	ND	ND	ND	ND	ND	ND	2.7 J	ND	21	ND	ND	23.7
07/13/2009	5722294	8260	ND	ND	ND	ND	ND	ND	62	ND	350	ND	1.4 J	413.4
10/06/2009	5799007	8260	ND	ND	1.2 J	ND	ND	ND	62	6.3	480	ND	1.5 J	551
01/26/2010	5893225	8260	ND	ND	ND	ND	ND	ND	2.4 J	ND	29	ND	ND	31.4
04/07/2010	5948424	8260	ND	ND	ND	ND	ND	ND	3.1 J	ND	26	ND	ND	29.1
07/21/2010	6039077	8260	ND	ND	ND	ND	ND	ND	44	ND	320	ND	ND	364
10/12/2010	6109760	8260	ND	ND	50	4.4 J	ND	4 J	1000	27	59	ND	150	1294.4
01/24/2011	6190812	8260	ND	ND	ND	ND	ND	ND	16	ND	140	ND	ND	156
04/12/2011	6256725	8260	ND	ND	ND	ND	ND	ND	2.5 J	ND	26	ND	ND	28.5
07/20/2011	6352279	8260	ND	ND	ND	ND	ND	ND	13	ND	110	ND	ND	123
10/12/2011	6435907	8260	ND	ND	ND	ND	ND	0.93 J	59	ND	480	ND	ND	539.93

ND - Not detected, indicates parameter was analyzed for, but not detected at or above the reporting limit.

To address the NYSDEC concerns regarding the presentation and plotting of nondetected values, the data for 2001 to 2004 has been reevaluated and interpreted as follows:

- 1) Nondetected concentrations have been represented as ND for reporting purposes.
- 2) Total VOCs have been recalculated and represented as the sum of the detected parameters shown on this table.
- 3) The method change to 8260 was approved by the NYSDEC and changed in January 2005.

FORMER CARBORUNDUM FACILITY

WHEATFIELD, NEW YORK


Well Id: Quarry Pond														
Date	Lab Sample Id	Method	Carbon tetrachloride (ug/L)	Chloroform (ug/L)	1,1-Dichloroethane (ug/L)	1,1-Dichloroethene (ug/L)	Methylene chloride (ug/L)	Trans-1,2-dichloroethene (ug/L)	Cis-1,2-dichloroethene (ug/L)	1,1,1-Trichloroethane (ug/L)	Trichloroethylene (TCE) (ug/L)	Tetrachloroethylene (PCE) (ug/L)	Vinyl chloride (ug/L)	Total (ug/L)
04/24/2001	A1375203	8021	ND	ND	ND	ND	ND	ND	ND	ND	ND	ND	ND	ND
10/19/2001	A1A28803	8021	ND	ND	ND	ND	ND	ND	ND	ND	ND	ND	ND	ND
04/12/2002	A2351701	8021	ND	ND	ND	ND	ND	ND	ND	ND	ND	ND	ND	ND
07/11/2002	A2708312	8021	ND	ND	ND	ND	ND	ND	ND	ND	ND	ND	ND	ND
10/07/2002	A2999206	8021	ND	ND	ND	ND	ND	ND	ND	ND	ND	ND	ND	ND
04/08/2003	A3329703	8021	ND	ND	ND	ND	ND	ND	ND	ND	ND	ND	ND	ND
10/10/2003	A3983803	8021	ND	ND	ND	ND	ND	ND	ND	ND	ND	ND	ND	ND
04/13/2004	A4331503	8021	ND	ND	ND	ND	ND	ND	ND	ND	ND	ND	ND	ND
10/26/2004	A4A60301	8021	ND	ND	ND	ND	ND	ND	ND	ND	ND	ND	ND	ND
04/05/2005	A5317607	8260	ND	ND	ND	ND	ND	ND	ND	ND	ND	ND	ND	ND
10/06/2005	A5B19701	8260	ND	ND	ND	ND	ND	ND	ND	ND	ND	ND	ND	ND
04/13/2006	6D14002-04	8260	ND	ND	ND	ND	ND	ND	ND	ND	ND	ND	ND	ND
10/10/2006	6J11002-10	8260	ND	ND	ND	ND	ND	ND	ND	ND	ND	ND	ND	ND
04/04/2007	7D05011-06	8260	ND	ND	ND	ND	ND	ND	ND	ND	ND	ND	ND	
10/11/2007	7J12012-06	8260	ND	ND	ND	ND	2	ND	ND	ND	ND	ND	ND	2
04/16/2008	8D16026-02	8260	ND	ND	ND	ND	3 B	ND	ND	ND	ND	ND	ND	3
10/14/2008	5498681	8260	ND	ND	ND	ND	ND	ND	ND	ND	ND	ND	ND	ND
04/20/2009	5651168	8260	ND	ND	ND	ND	ND	ND	ND	ND	ND	ND	ND	ND
10/06/2009	5799014	8260	ND	ND	ND	ND	ND	ND	ND	ND	ND	ND	ND	ND
04/07/2010	5948421	8260	ND	ND	ND	ND	ND	ND	ND	ND	ND	ND	ND	ND
10/19/2010	6116889	8260	ND	ND	ND	ND	ND	ND	ND	ND	ND	ND	ND	ND
04/14/2011	6259037	8260	ND	ND	ND	ND	ND	ND	ND	ND	ND	ND	ND	ND
10/10/2011	6433656	8260	ND	ND	ND	ND	ND	ND	ND	ND	ND	ND	ND	

ND - Not detected, indicates parameter was analyzed for, but not detected at or above the reporting limit.

To address the NYSDEC concerns regarding the presentation and plotting of nondetected values, the data for 2001 to 2004 has been reevaluated and interpreted as follows:

- 1) Nondetected concentrations have been represented as ND for reporting purposes.
- 2) Total VOCs have been recalculated and represented as the sum of the detected parameters shown on this table.
- 3) The method change to 8260 was approved by the NYSDEC and changed in January 2005.

APPENDIX C
SPDES PERMIT JUNE 2011 DMR



NEW YORK STATE DEPARTMENT OF ENVIRONMENTAL CONSERVATION
State Pollutant Discharge Elimination System (SPDES)
DISCHARGE PERMIT

Industrial Code: 9511
Discharge Class (CL): 03
Toxic Class (TX): T
Major Drainage Basin: 01
Sub Drainage Basin: 01
Water Index Number: O-158-8
Compact Area: IJC

SPDES Number: NY0001988
DEC Number: 9-2940-00059/00003
Effective Date (EDP): 04/01/2007
Expiration Date (ExDP): 03/31/2012
Modification Dates:(EDPM) 04/01/2010

This SPDES permit is issued in compliance with Title 8 of Article 17 of the Environmental Conservation Law of New York State and in compliance with the Clean Water Act, as amended, (33 U.S.C. §1251 et.seq.)(hereinafter referred to as "the Act") and in the Water Quality Regulations of the Interstate Environmental Commission at 21 NYCRR Part 550.

PERMITTEE NAME AND ADDRESS

Name: Elm Holdings, Inc.
Street: c/o BP, 4850 East 49th St., MBC3-147
City: Cleveland

Attention: William B. Barber
State: OH Zip Code: 44125

is authorized to discharge from the facility described below:

FACILITY NAME AND ADDRESS

Name: Former Carborundum Complex
Location (C,T,V): Wheatfield (T)
Facility Address: 2040 Cory Drive
City: Sanborn

County: Niagara

State: NY Zip Code: 14132

NYTM -E: 179.4

NYTM - N: 4782.5

From Outfall No.: 01A at Latitude: 43 ° 07 ' 07 " & Longitude: 78 ° 56 ' 24 "

into receiving waters known as: Cayuga Creek

Class: C

and; (list other Outfalls, Receiving Waters & Water Classifications)

in accordance with: effluent limitations; monitoring and reporting requirements; other provisions and conditions set forth in this permit; and 6 NYCRR Part 750-1.2(a) and 750-2.

DISCHARGE MONITORING REPORT (DMR) MAILING ADDRESS

Mailing Name: Former Carborundum Complex - Attn: William Barber
Street: c/o BP, 4850 East 49th St., MBC3-147
City: Cuyahoga Heights

State: OH Zip Code: 44125

Responsible Official or Agent: William B. Barber - Project Manager Phone: (216) 271-8038

This permit and the authorization to discharge shall expire on midnight of the expiration date shown above and the permittee shall not discharge after the expiration date unless this permit has been renewed, or extended pursuant to law. To be authorized to discharge beyond the expiration date, the permittee shall apply for permit renewal not less than 180 days prior to the expiration date shown above.

Distribution

CO BWP - Permit Coordinator
RWE/RPA
EPA Region II - Jeffrey Gratz
NYSEFC
IJC

Deputy Chief Permit Administrator: Stuart M. Fox	
Address: NYS Department of Environmental Conservation Division of Environmental Permits 625 Broadway Albany, NY 12233-1750	
Signature: <i>Stuart M. Fox</i>	Date: 2 / 23 / 10

ERMIT LIMITS, LEVELS AND MONITORING DEFINITIONS

Documents and Settings\ahandis\My Documents\draftPermits\0001988 - ELM Holdings\perm\0001988_08-05-2009_v3.wpd

Documents and Settings\standardswy\Documents\draft-Permit-1900 - EDP\Findings\Permit1900 - 0609-2009 - V3.rpt

OUTFALL	WASTEWATER TYPE	RECEIVING WATER	EFFECTIVE	EXPIRING		
	This cell describes the type of wastewater authorized for discharge. Examples include process or sanitary wastewater, storm water, non-contact cooling water.	This cell lists classified waters of the state to which the listed outfall discharges.	The date this page starts in effect. (e.g. EDP or EDPM)	The date this page is no longer in effect. (e.g. ExDP)		
PARAMETER	MINIMUM	MAXIMUM	UNITS	SAMPLE FREQ.	SAMPLE TYPE	
e.g. pH, TRC, Temperature, D.O.	The minimum level that must be maintained at all instants in time.	The maximum level that may not be exceeded at any instant in time.	SU, °F, mg/l, etc.			
PARA-METER	EFFLUENT LIMIT	PRACTICAL QUANTITATION LIMIT (PQL)	ACTION LEVEL	UNITS	SAMPLE FREQUENCY	SAMPLE TYPE
	Limit types are defined below in Note 1. The effluent limit is developed based on the more stringent of technology-based standards, required under the Clean Water Act, or New York State water quality standards. The limit has been derived based on existing assumptions and rules. These assumptions include receiving water hardness, pH and temperature; rates of this and other discharges to the receiving stream; etc. If assumptions or rules change the limit may, after due process and modification of this permit, change.	For the purposes of compliance assessment, the analytical method specified in the permit shall be used to monitor the amount of the pollutant in the outfall to this level, provided that the laboratory analyst has complied with the specified quality assurance/quality control procedures in the relevant method. Monitoring results that are lower than this level must be reported, but shall not be used to determine compliance with the calculated limit. This PQL can be neither lowered nor raised without a modification of this permit.	Type I or Type II Action Levels are monitoring requirements, as defined below in Note 2, that trigger additional monitoring and permit review when exceeded.	This can include units of flow, pH, mass, Temperature, concentration. Examples include µg/l, lbs/d, etc.	Examples include Daily, 3/week, weekly, 2/month, monthly, quarterly, 2/yr and yearly.	Examples include grab, 24 hour composite and 3 grab samples collected over a 6 hour period.

ote 1: DAILY DISCHARGE: The discharge of a pollutant measured during a calendar day or any 24-hour period that reasonably represents the calendar day for the purposes of sampling. For pollutants expressed in units of mass, the 'daily discharge' is calculated as the total mass of the pollutant discharged over the day. For pollutants with limitations expressed in other units of measurement, the 'daily discharge' is calculated as the average measurement of the pollutant over the day. **DAILY MAX:** The highest allowable daily discharge. **DAILY MIN:** The lowest allowable daily discharge. **MONTHLY AVG (daily vg):** The highest allowable average of daily discharges over a calendar month, calculated as the sum of each of the daily discharges measured during a calendar month divided by the number of daily discharges measured during that month. **RANGE:** The minimum and maximum instantaneous measurements or the reporting period must remain between the two values shown. **7 DAY ARITHMETIC MEAN (7 day average):** The highest allowable average of daily discharges over a calendar week. **12 MRA (twelve month rolling avg):** The average of the most recent twelve month's monthly averages. **30 DAY GEOMETRIC MEAN (30 d geo mean):** The highest allowable geometric mean of daily discharges over a calendar month, calculated as the antilog of: the sum of the log of each of the daily discharges measured during a calendar month divided by the number of daily discharges measured during that month. **7 DAY GEOMETRIC MEAN (7 d geo mean):** The highest allowable geometric mean of daily discharges over a calendar week.

ote 2: ACTION LEVELS: Routine Action Level monitoring results, if not provided for on the Discharge Monitoring Report (DMR) form, shall be appended to the DMR for the period during which the sampling was conducted. If the additional monitoring requirement is triggered as noted below, the permittee shall undertake a short-term, high-intensity monitoring program for the parameter(s). Samples identical to those required for routine monitoring purposes shall be taken on each of at least three consecutive operating and discharging days and analyzed. Results shall be expressed in terms of both concentration and mass, and shall be submitted no later than the end of the third month following the month when the additional monitoring requirement was triggered. Results may be appended to the DMR or transmitted under separate cover to the same address. If levels higher than the Action Levels are confirmed, the permit may be reopened by the Department for consideration of revised Action Levels or effluent limits. The permittee is not authorized to discharge any of the listed parameters at levels which may cause or contribute to a violation of water quality standards. **TYPE I:** The additional monitoring requirement is triggered upon receipt by the permittee of any monitoring results in excess of the stated Action Level. **TYPE II:** The additional monitoring requirement is triggered upon receipt by the permittee of any monitoring results that show the stated action level exceeded for four of six consecutive samples, or for two of six consecutive samples by 20 % or more, or for any one sample by 50 % or more.

PERMIT LIMITS, LEVELS AND MONITORING

C:\Documents and Settings\cahardin\My Documents\WastPermit\0001988 - ELM Holdings\spdes\0001988_08-05-2009_v3.wpd

OUTFALL No.	WASTEWATER TYPE	RECEIVING WATER	EFFECTIVE	EXPIRING
01A	Groundwater Treatment System Effluent	Cayuga Creek, Class C	04/01/2010	03/31/2012

PARAMETER	MINIMUM	MAXIMUM	UNITS	SAMPLE FREQUENCY	SAMPLE TYPE	FOOTNOTES (FN)
pH	6.5	8.5	SU	Weekly	Grab	

PARAMETER	COMPLIANCE LIMIT		MONITORING ACTION LEVEL		UNITS	SAMPLE FREQUENCY	SAMPLE TYPE	FN
	Daily Avg.	Daily Max.	TYPE I	TYPE II				
Flow	Monitor	144,000			gpd	Continuous	Meter	
BOD ₅	Monitor	5			mg/L	2/month	24-hr. Comp.	
Solids, Total Suspended	20	40			mg/L	2/month	24-hr. Comp.	
Oil & Grease	Monitor	15			mg/L	2/month	Grab	
Temperature	-----	90			°F	Monthly	Grab	
Chlorine, Total Residual	-----	0.1			mg/L	Monthly	Grab	1, 2
Phenols, Total	Monitor	5.0			µg/L	2/month	24-hr. Comp.	
Iron, Total	-----	1.0			mg/L	Monthly	24-hr. Comp.	
Cadmium, Total	-----	3.9			µg/L	Monthly	24-hr. Comp.	2
Chromium, Total	-----	50			µg/L	Monthly	24-hr. Comp.	
Copper, Total	-----	19			µg/L	Monthly	24-hr. Comp.	2
Copper, Dissolved	-----	Monitor			µg/L	Monthly	24-hr. Comp.	
Lead, Total	-----	25			µg/L	Monthly	24-hr. Comp.	2
Arsenic, Total	-----	150			µg/L	Monthly	24-hr. Comp.	
Zinc, Total	-----	2.0			mg/L	Monthly	24-hr. Comp.	2
Zinc, Dissolved	-----	Monitor			mg/L	Monthly	24-hr. Comp.	
Chloroform	Monitor	10			µg/L	Weekly	8-hr. Comp.	3
1,1-Dichloroethane	Monitor	10			µg/L	Weekly	8-hr. Comp.	3
1,2-Dichloroethane	Monitor	10			µg/L	Weekly	8-hr. Comp.	3
1,1-Dichloroethene	Monitor	10			µg/L	Weekly	8-hr. Comp.	3
cis-1,2-Dichloroethene	Monitor	10			µg/L	Weekly	8-hr. Comp.	3
trans-1,2-Dichloroethene	Monitor	10			µg/L	Weekly	8-hr. Comp.	3
Methylene Chloride	Monitor	10			µg/L	Weekly	8-hr. Comp.	3
1,1,1-Trichloroethane	Monitor	10			µg/L	Weekly	8-hr. Comp.	3

PERMIT LIMITS, LEVELS AND MONITORING (continued)

PARAMETER	COMPLIANCE LIMIT		MONITORING ACTION LEVEL		UNITS	SAMPLE FREQUENCY	SAMPLE TYPE	FN
	Daily Avg.	Daily Max.	TYPE I	TYPE II				
Trichloroethene	Monitor	10			µg/L	Weekly	8-hr. Comp.	3
Vinyl Chloride	Monitor	10			µg/L	2/month	8-hr. Comp.	3
Nickel, Total			0.026		lb/d	Quarterly	24-hr. Comp.	
Nickel, Total	-----	Monitor			µg/L	Quarterly	24-hr. Comp.	
Silver, Total			0.006		lb/d	Quarterly	24-hr. Comp.	
Silver, Total	-----	Monitor			µg/L	Quarterly	24-hr. Comp.	

Footnotes:

1. Total Residual Chlorine (TRC) - All TRC analysis shall be performed in the field.
2. Compliance Schedule items have been added for these parameters. Consult Page 7 of this permit for further guidance.
3. As per 40 CFR 136 when analysis of volatile organics are required, grab samples must be collected. Individual grab samples must be collected at prescribed time intervals (e.g., 4 samples over the course of a day, at 2-hour intervals). Grab samples must be analyzed separately and the concentrations averaged. Alternatively, grab samples may be collected in the field and composited in the laboratory if the compositing procedure produces results equivalent to results produced by arithmetic averaging of the results of analysis of individual grab samples. Analytical results comparing individual grab samples and composited grab samples must be submitted to the Department if alternative monitoring (i.e., composited grab samples) is to be used.

SPECIAL CONDITIONS

Analyses for the following parameters shall be performed using the following specified methods:

EPA Method 200.8

Cadmium, Total - 2 µg/L

Lead, Total - 2 µg/L

Copper, Total - 2 µg/L

Silver, Total - 0.2 µg/L

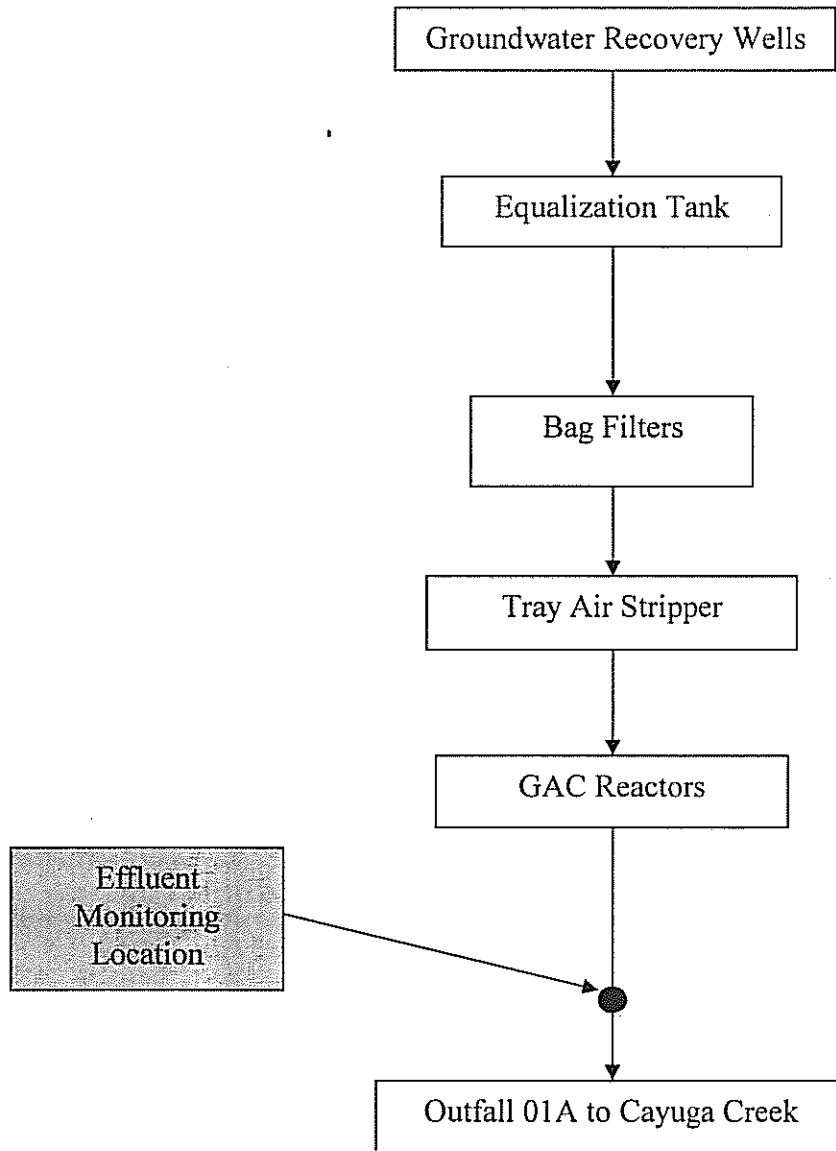
EPA Method 420.4

Phenols, Total - 5 µg/L

As more sensitive methods become available and approved by the USEPA for the analysis of the above parameters, those approved methods shall be used for laboratory analysis.

MONITORING LOCATIONS

The permittee shall take samples and measurements, to comply with the monitoring requirements specified in this permit, at the location(s) specified below:



DISCHARGE NOTIFICATION REQUIREMENTS

- (a) Except as provided in (c) of these Discharge Notification Act requirements, the permittee shall install and maintain identification signs at all outfalls to surface waters listed in this permit. Such signs shall be installed within 90 days of the Effective Date of this Modification.

Subsequent modifications to or renewal of this permit does not reset or revise the deadline set forth in (a) above, unless a new deadline is set explicitly by such permit modification or renewal.

The Discharge Notification Requirements described herein do not apply to outfalls from which the discharge is composed exclusively of storm water, or discharges to ground water.

- (d) The sign(s) shall be conspicuous, legible and in as close proximity to the point of discharge as is reasonably possible while ensuring the maximum visibility from the surface water and shore. The signs shall be installed in such a manner to pose minimal hazard to navigation, bathing or other water related activities. If the public has access to the water from the land in the vicinity of the outfall, an identical sign shall be posted to be visible from the direction approaching the surface water.

The signs shall have **minimum** dimensions of eighteen inches by twenty four inches (18" x 24") and shall have white letters on a green background and contain the following information:

N.Y.S. PERMITTED DISCHARGE POINT

SPDES PERMIT No.: NY _____

OUTFALL No. : _____

For information about this permitted discharge contact:

Permittee Name: _____

Permittee Contact: _____

Permittee Phone: () - ### - ####

OR:

NYSDEC Division of Water Regional Office Address:

NYSDEC Division of Water Regional Phone: () - ### - ####

- (e) For each discharge required to have a sign in accordance with a), the permittee shall, concurrent with the installation of the sign, provide a repository of copies of the Discharge Monitoring Reports (DMRs), as required by the **RECORDING, REPORTING AND ADDITIONAL MONITORING REQUIREMENTS** page of this permit. This repository shall be open to the public, at a minimum, during normal daytime business hours. The repository may be at the business office repository of the permittee or at an off-premises location of its choice (such location shall be the village, town, city or county clerk's office, the local library or other location as approved by the Department). In accordance with the **RECORDING, REPORTING AND ADDITIONAL MONITORING REQUIREMENTS** page of your permit, each DMR shall be maintained on record for a period of five years.
- (f) The permittee shall periodically inspect the outfall identification signs in order to ensure that they are maintained, are still visible and contain information that is current and factually correct.

SCHEDULE OF COMPLIANCE

a) The permittee shall comply with the following schedule.

Action Code	Outfall Number(s)	Compliance Action	Due Date
92699	01A	<p>The permittee shall submit the results of 3 months of monthly monitoring for:</p> <p>MERCURY</p> <p>Total mercury shall be monitored using grab samples. The samples shall be analyzed using EPA Method 1631 and the results provided in ng/l along with the recorded flow for the day each sample was collected.</p>	08/01/2010
96299	01A	<p>The permittee shall submit the results of 3 months of monthly monitoring for:</p> <p>CYANIDE</p> <p>Total cyanide shall be monitored using 24-hour composite samples. The samples shall be analyzed using EPA Method 335.4 and the results provided in $\mu\text{g/l}$ along with the recorded flow for the day each sample was collected.</p>	08/01/2010
96299	01A	<p>The permittee shall submit the results of 3 months of weekly monitoring for:</p> <p>LEAD</p> <p>Total lead shall be monitored using 24-hour composite samples. The samples shall be analyzed using EPA Method 200.8 and the results provided in $\mu\text{g/l}$ along with the recorded flow for the day each sample was collected.</p>	08/01/2010
96299	01A	<p>The permittee shall submit the results of 3 months of weekly monitoring for:</p> <p>TOTAL DISSOLVED SOLIDS</p> <p>Total dissolved solids shall be monitored using 24-hour composite samples. The results shall be provided in mg/l along with the recorded flow for the day each sample was collected.</p>	08/01/2010
	01A	<p>The permittee shall submit an approvable engineering report which contains methods for improving metals removal without a major capital upgrade of the permittee's treatment process. The goal is to reduce effluent concentrations of Total Cadmium, Total Copper, Total Lead, and Total Zinc to their respective Water Quality-based Effluent Limits (WQBELs). The WQBELs may not be achievable, but metals concentrations should be reduced as much as practicable. All reports shall be prepared and signed by a professional engineer currently licensed and registered by New York State.</p>	07/01/2010
		<p>These methods to improve metals removal shall be implemented as soon as practicable and no later than 10/01/2010.</p>	10/01/2010

SCHEDULE OF COMPLIANCE (continued)

Action Code	Outfall Number(s)	Compliance Action	Due Date
53599	01A	<p>The following parameter shall be "Monitor Only" at the Effective Date of Permit Modification:</p> <p>TOTAL RESIDUAL CHLORINE</p> <p>The permittee shall submit an approvable engineering report, signed and stamped by a professional engineer licensed to practice engineering in New York State, detailing the methods to be used to reduce the effluent concentration of Total Residual Chlorine to bring it into compliance with the revised final effluent limit.</p> <p>Once approved, the permittee shall have 6 months to implement the approved engineering report.</p> <p>By Date of Approval + 3 months, the permittee shall submit a 3-month progress report.</p> <p>By Date of Approval + 6 months, the permittee shall be in compliance with the following final effluent limit:</p> <p>TOTAL RESIDUAL CHLORINE - 0.1 mg/L</p>	<p>04/01/2010</p> <p>10/01/2010</p> <p>DATE OF APPROVAL + 3 months DATE OF APPROVAL + 6 months</p>
<p>The above compliance actions are one time requirements. The permittee shall comply with the above compliance actions to the Department's satisfaction once. When this permit is administratively renewed by NYSDEC letter entitled "SPDES NOTICE/RENEWAL APPLICATION/PERMIT", the permittee is not required to repeat the submission. The above due dates are independent from the effective date of the permit stated in the letter of "SPDES NOTICE/RENEWAL APPLICATION/PERMIT."</p>			

- b) The permittee shall submit a written notice of compliance or non-compliance with each of the above schedule dates no later than 14 days following each elapsed date, unless conditions require more immediate notice as prescribed in 6 NYCRR Part 750-1.2(a) and 750-2. All such compliance or non-compliance notification shall be sent to the locations listed under the section of this permit entitled RECORDING, REPORTING AND ADDITIONAL MONITORING REQUIREMENTS. Each notice of non-compliance shall include the following information:
1. A short description of the non-compliance;
 2. A description of any actions taken or proposed by the permittee to comply with the elapsed schedule requirements without further delay and to limit environmental impact associated with the non-compliance;
 3. A description of any factors which tend to explain or mitigate the non-compliance; and
 4. An estimate of the date the permittee will comply with the elapsed schedule requirement and an assessment of the probability that the permittee will meet the next scheduled requirement on time.
- c) The permittee shall submit copies of any document required by the above schedule of compliance to NYSDEC Regional Water Engineer at the location listed under the section of this permit entitled RECORDING, REPORTING AND ADDITIONAL MONITORING REQUIREMENTS and to the Bureau of Water Permits, 625 Broadway, Albany, N.Y. 12233-3505, unless otherwise specified in this permit or in writing by the Department.

RECORDING, REPORTING AND ADDITIONAL MONITORING REQUIREMENTS

- a) The permittee shall also refer to 6 NYCRR Part 750-1.2(a) and 750-2 for additional information concerning monitoring and reporting requirements and conditions.
- b) The monitoring information required by this permit shall be summarized, signed and retained for a period of three years from the date of the sampling for subsequent inspection by the Department or its designated agent. **Also, monitoring information required by this permit shall be summarized and reported by submitting;**

☒ (if box is checked) completed and signed Discharge Monitoring Report (DMR) forms for each 1 month reporting period to the locations specified below. Blank forms are available at the Department's Albany office listed below. The first reporting period begins on the effective date of this permit and the reports will be due no later than the 28th day of the month following the end of each reporting period.

☐ (if box is checked) an annual report to the Regional Water Engineer at the address specified below. The annual report is due by February 1 and must summarize information for January to December of the previous year in a format acceptable to the Department.

☐ (if box is checked) a monthly "Wastewater Facility Operation Report..." (form 92-15-7) to the:

☐ Regional Water Engineer and/or ☐ County Health Department or Environmental Control Agency specified below

Send the original (top sheet) of each DMR page to:

Department of Environmental Conservation
Division of Water
Bureau of Watershed Compliance Programs
625 Broadway
Albany, New York 12233-3506
Phone: (518) 402-8177

Send the first copy (second sheet) of each DMR page to:

Department of Environmental Conservation
Regional Water Engineer
Region 9
270 Michigan Ave.
Buffalo, NY 14203-2999
Phone: (716) 851-7165

Send an additional copy of each DMR page to:

Niagara County Health Department
5467 Upper Mountain Road
Lockport, NY 14094
Phone: (716) 439-7440

- c) Noncompliance with the provisions of this permit shall be reported to the Department as prescribed in 6 NYCRR Part 750-1.2(a) and 750-2.
- d) Monitoring must be conducted according to test procedures approved under 40 CFR Part 136, unless other test procedures have been specified in this permit.
- e) If the permittee monitors any pollutant more frequently than required by the permit, using test procedures approved under 40 CFR Part 136 or as specified in this permit, the results of this monitoring shall be included in the calculations and recording of the data on the Discharge Monitoring Reports.
- f) Calculation for all limitations which require averaging of measurements shall utilize an arithmetic mean unless otherwise specified in this permit.
- g) Unless otherwise specified, all information recorded on the Discharge Monitoring Report shall be based upon measurements and sampling carried out during the most recently completed reporting period.
- h) Any laboratory test or sample analysis required by this permit for which the State Commissioner of Health issues certificates of approval pursuant to section five hundred two of the Public Health Law shall be conducted by a laboratory which has been issued a certificate of approval. Inquiries regarding laboratory certification should be sent to the Environmental Laboratory Accreditation Program, New York State Health Department Center for Laboratories and Research, Division of Environmental Sciences, The Nelson A. Rockefeller Empire State Plaza, Albany, New York 12201.

Atlantic Richfield Company

William B. Barber
Project Manager

4850 East 49th Street
MBC3 147
Cleveland, OH 44125
Phone: 216-271-8038
Fax: 216-271-8937
E-mail: barberwb@bp.com

July 21, 2011

N.Y.S. Department of Environmental Conservation
Division of Water
Bureau of Watershed Compliance Programs
625 Broadway, 4th Floor
Albany, NY 12233

Department of Environmental Conservation
Regional Water Engineer
270 Michigan Avenue
Buffalo, NY 14203


Niagara County Health Department
5467 Upper Mountain Road
Lockport, NY 14094

Subject: SPDES Permit #NY 000 1988
Elm Holdings Inc., Sanborn, NY

Enclosed is the Discharge Monitoring Report for June 1, 2011 through June 30, 2011 for the subject SPDES outfall. A completed Report of Noncompliance Event for the June 1, 2011 BOD sample is also attached. The June 1, 2011 BOD sample analysis calculated reporting limit (<5.3 mg/L) was above the permit limit (5 mg/L). Although the nondetect sample result exceeded the BOD permit limit, the sample was considered invalid and another sample was collected for analysis. Two valid BOD samples were collected during the month; one on June 14, 2011 and the other on June 22, 2011. Both valid BOD samples were nondetect with reporting limits below 5 mg/L (1.9 and 2.7 mg/L, respectively).

Please contact me at 216.271.8038 if there are any questions.

Sincerely,



William B. Barber
Project Manager

Enclosures:

cc: Timothy Dieffenbach – NYSDEC (w/encl.)
Matthew Forcucci - NYSDOH (w/encl.)
R. Becken – O&M Enterprises (w/encl.)
K. Scott – Metaullics (w/encl.)
G. Hermance – Parsons (w/encl.)



**NATIONAL POLLUTANT DISCHARGE ELIMINATION SYSTEM (NPDES)
DISCHARGE MONITORING REPORT (DMR)**

Form Approved
OMB No. 2040-0004

PERMITTEE NAME/ADDRESS (Include Facility Name/Location if Different)

NAME: ELM HOLDINGS, INC
ADDRESS: 4850 EAST 49TH ST, MBC3-147
CUYAHOGA HEIGHTS, OH 44125
FACILITY: FORMER CARBORUNDUM COMPLEX
LOCATION: 2040 CORY DRIVE
SANBORN, NY 14132
ATTN: WILLIAM BARBER, PROJ MGR

NY0001988
PERMIT NUMBER

01A-M
DISCHARGE NUMBER

DMR Mailing ZIP CODE: 441251079
MAJOR

(SUBR 09)

GROUNDWATER TREATMENT SYSTEM
External Outfall

MONITORING PERIOD
MM/DD/YYYY TO MM/DD/YYYY
06/01/2011 TO 06/30/2011

FROM

No Discharge ☐

PARAMETER	QUANTITY OR LOADING			QUALITY OR CONCENTRATION			NO. EX	FREQUENCY OF ANALYSIS	SAMPLE TYPE
	VALUE	VALUE	UNITS	VALUE	VALUE	UNITS			
Temperature, water deg. Fahrenheit									
00011 1 0 Effluent Gross	*****	*****	*****	*****	59.5	deg F	0	1/30	GR
Flow rate	*****	*****	*****	*****	30 DAILY MX	deg F		Monthly	GRAB
00056 1 0 Effluent Gross	123381	128464	gal/d	*****	*****	*****	0	99/99	MT
BOD, 5-day, 20 deg. C	Reg Mon DAILY AV	14000 DAILY MX	gal/d	*****	*****	*****		Continuous	METER
00310 1 0 Effluent Gross	*****	*****	*****	<2.3	<2.7	mg/L	0	2/30	24
pH	*****	*****	*****	Reg Mon DAILY AV	5 DAILY MX	mg/L		Twice Per Month	COMP24
00400 1 0 Effluent Gross	*****	*****	*****	7.01	7.82	SU	0	1/7	GR
Solids, total suspended	*****	*****	*****	55 MINIMUM	85 MAXIMUM	SU		Weekly	GRAB
00530 1 0 Effluent Gross	*****	*****	*****	<12.0	<12.0	mg/L	0	2/30	24
Oil & Grease	*****	*****	*****	20 DAILY AV	40 DAILY MX	mg/L		Twice Per Month	COMP24
00556 1 0 Effluent Gross	*****	*****	*****	<5.0	<5.0	mg/L	0	2/30	GR
Arsenic, total (as As)	*****	*****	*****	Reg Mon DAILY AV	15 DAILY MX	mg/L		Twice Per Month	GRAB
01002 1 0 Effluent Gross	*****	*****	*****	*****	<2.0	ug/L	0	1/30	24
	*****	*****	*****	*****	150 DAILY MX	ug/L		Monthly	COMP24

I certify under penalty of law that this document and all attachments were prepared under my direction or supervision in accordance with a system designed to assure that qualified personnel properly gather and analyze the information submitted. Based on my inquiry of the person or persons who manage the system, I believe that the information submitted is true and accurate. I am not aware of any circumstances that would cause this information to be misleading or incomplete. I understand that there are penalties for submitting false information, including the possibility of fine and imprisonment for knowing violations.

NAME/TITLE PRINCIPAL EXECUTIVE OFFICER
William P. Barber/Project
TYPED OR PRINTED

SIGNATURE OF PRINCIPAL EXECUTIVE OFFICER OR AUTHORIZED AGENT
William P. Barber

TELEPHONE
216-271-8038
DATE
07/21/2011

COMMENTS AND EXPLANATION OF ANY VIOLATIONS (Reference all attachments here)
PLEASE REVIEW FOOTNOTES #1, #2, AND #3 OF PERMIT FOR DETAILED INSTRUCTIONS, AND ALSO REVIEW SPECIAL CONDITIONS INVOLVING CERTAIN PARAMETERS.

NATIONAL POLLUTANT DISCHARGE ELIMINATION SYSTEM (NPDES)
DISCHARGE MONITORING REPORT (DMR)

PERMITTEE NAME/ADDRESS (Include Facility Name/Location if Different)

NAME: ELM HOLDINGS, INC
ADDRESS: 4850 EAST 49TH ST, MBC3-147
CUYAHOGA HEIGHTS, OH 44125
FACILITY: FORMER CARBORUNDUM COMPLEX
LOCATION: 2040 CORY DRIVE
SANBORN, NY 14132
ATTN: WILLIAM BARBER, PROJ MGR

NY0001988
PERMIT NUMBER

01A-M
DISCHARGE NUMBER

DMR Mailing ZIP CODE: 441251079
MAJOR

(SUBR 09)
GROUNDWATER TREATMENT SYSTEM
External Outfall

MONITORING PERIOD
MM/DD/YYYY TO MM/DD/YYYY
06/01/2011 TO 06/30/2011

No Discharge ☐

PARAMETER	SAMPLE MEASUREMENT PERMIT REQUIREMENT	QUANTITY OR LOADING			QUALITY OR CONCENTRATION			NO. EX	FREQUENCY OF ANALYSIS	SAMPLE TYPE
		VALUE	VALUE	UNITS	VALUE	VALUE	UNITS			
Cadmium, total (as Cd)	01027 1 0	*****	*****	*****	*****	0.85	ug/L	0	01/30	24
	Effluent Gross	*****	*****	*****	*****	3.9 DAILY MX	ug/L		Monthly	COMP24
Chromium, total (as Cr)	01034 1 0	*****	*****	*****	*****	<2.0	ug/L	0	01/30	24
	Effluent Gross	*****	*****	*****	*****	50 DAILY MX	ug/L		Monthly	COMP24
Copper, dissolved (as Cu)	01040 1 0	*****	*****	*****	*****	6.6	ug/L	0	01/30	24
	Effluent Gross	*****	*****	*****	*****	Req Mon DAILY MX	ug/L		Monthly	COMP24
Copper, total (as Cu)	01042 1 0	*****	*****	*****	*****	7.2	ug/L	0	01/30	24
	Effluent Gross	*****	*****	*****	*****	19 DAILY MX	ug/L		Monthly	COMP24
Iron, total (as Fe)	01045 1 0	*****	*****	*****	*****	<0.2	mg/L	0	01/30	24
	Effluent Gross	*****	*****	*****	*****	1 DAILY MX	mg/L		Monthly	COMP24
Lead, total (as Pb)	01051 1 0	*****	*****	*****	*****	2.6	ug/L	0	01/30	24
	Effluent Gross	*****	*****	*****	*****	35 DAILY MX	ug/L		Monthly	COMP24
Zinc, dissolved (as Zn)	01080 1 0	*****	*****	*****	*****	0.956	mg/L	0	01/30	24
	Effluent Gross	*****	*****	*****	*****	Req Mon DAILY MX	mg/L		Monthly	COMP24

NAME/TITLE PRINCIPAL EXECUTIVE OFFICER <i>William B. Barber / Project Manager</i>	SIGNATURE OF PRINCIPAL EXECUTIVE OFFICER OR AUTHORIZED AGENT <i>William B. Barber</i>	TELEPHONE 216-271-8038	DATE 07/21/2011
TYPED OR PRINTED		AREA Code	NUMBER
COMMENTS AND EXPLANATION OF ANY VIOLATIONS (Reference all attachments here) PLEASE REVIEW FOOTNOTES #1, #2, AND #3 OF PERMIT FOR DETAILED INSTRUCTIONS, AND ALSO REVIEW SPECIAL CONDITIONS INVOLVING CERTAIN PARAMETERS.		MM/DD/YYYY	

NATIONAL POLLUTANT DISCHARGE ELIMINATION SYSTEM (NPDES)
DISCHARGE MONITORING REPORT (DMR)

PERMITTEE NAME/ADDRESS (Include Facility Name/Location if Different)

NAME: ELM HOLDINGS, INC
ADDRESS: 4850 EAST 49TH ST, MBC3-147
CUYAHOGA HEIGHTS, OH 44125
FACILITY: FORMER CARBORUNDUM COMPLEX
LOCATION: 2040 CORY DRIVE
SANBORN, NY 14132
ATTN: WILLIAM BARBER, PROJ MGR

NY0001988
PERMIT NUMBER

01A-M
DISCHARGE NUMBER

DMR Mailing ZIP CODE: 441251079
MAJOR

(SUBR 09)
GROUNDWATER TREATMENT SYSTEM
External Outfall

MONITORING PERIOD
MM/DD/YYYY TO MM/DD/YYYY
08/01/2011 TO 08/30/2011

No Discharge ☐

PARAMETER	SAMPLE MEASUREMENT PERMIT REQUIREMENT	QUANTITY OR LOADING			QUALITY OR CONCENTRATION			NO. EX	FREQUENCY OF ANALYSIS	SAMPLE TYPE
		VALUE	VALUE	UNITS	VALUE	VALUE	UNITS			
Zinc, total (as Zn)	SAMPLE MEASUREMENT	*****	*****	*****	*****	0.943	mg/L	0	01/30	24
	PERMIT REQUIREMENT	*****	*****	*****	*****	DAILY MX	mg/L		Monthly	COMP-24
1,2-Dichloroethane	SAMPLE MEASUREMENT	*****	*****	*****	*****	<5.0	ug/L	0	01/07	8
	PERMIT REQUIREMENT	*****	*****	*****	*****	Reg Mon DAILY AV	ug/L		Weekly	CONF-8
Chloroform	SAMPLE MEASUREMENT	*****	*****	*****	*****	<5.0	ug/L	0	01/07	8
	PERMIT REQUIREMENT	*****	*****	*****	*****	Reg Mon DAILY AV	ug/L		Weekly	COMP-8
34423 10 Effluent Gross	SAMPLE MEASUREMENT	*****	*****	*****	*****	<5.0	ug/L	0	01/07	8
	PERMIT REQUIREMENT	*****	*****	*****	*****	Reg Mon DAILY AV	ug/L		Weekly	COMP-8
1,1-Dichloroethane	SAMPLE MEASUREMENT	*****	*****	*****	*****	<5.0	ug/L	0	01/07	8
	PERMIT REQUIREMENT	*****	*****	*****	*****	Reg Mon DAILY AV	ug/L		Weekly	COMP-8
34496 10 Effluent Gross	SAMPLE MEASUREMENT	*****	*****	*****	*****	<5.0	ug/L	0	01/07	8
	PERMIT REQUIREMENT	*****	*****	*****	*****	Reg Mon DAILY AV	ug/L		Weekly	COMP-8
1,1-Dichloroethylene	SAMPLE MEASUREMENT	*****	*****	*****	*****	<5.0	ug/L	0	01/07	8
	PERMIT REQUIREMENT	*****	*****	*****	*****	Reg Mon DAILY AV	ug/L		Weekly	COMP-8
34501 10 Effluent Gross	SAMPLE MEASUREMENT	*****	*****	*****	*****	<5.0	ug/L	0	01/07	8
	PERMIT REQUIREMENT	*****	*****	*****	*****	Reg Mon DAILY AV	ug/L		Weekly	COMP-8
1,1,1-Trichloroethane	SAMPLE MEASUREMENT	*****	*****	*****	*****	<5.0	ug/L	0	01/07	8
	PERMIT REQUIREMENT	*****	*****	*****	*****	Reg Mon DAILY AV	ug/L		Weekly	COMP-8
34506 10 Effluent Gross	SAMPLE MEASUREMENT	*****	*****	*****	*****	<5.0	ug/L	0	01/07	8
	PERMIT REQUIREMENT	*****	*****	*****	*****	Reg Mon DAILY AV	ug/L		Weekly	COMP-8

NAME/TITLE PRINCIPAL EXECUTIVE OFFICER <i>William B. Barber, Project Manager</i>	SIGNATURE OF PRINCIPAL EXECUTIVE OFFICER OR AUTHORIZED AGENT <i>William B. Barber</i>	TELEPHONE 246-271-8038	DATE 07/21/2011
TYPED OR PRINTED		AREA Code	NUMBER
COMMENTS AND EXPLANATION OF ANY VIOLATIONS (Reference all attachments here) PLEASE REVIEW FOOTNOTES #1, #2, AND #3 OF PERMIT FOR DETAILED INSTRUCTIONS, AND ALSO REVIEW SPECIAL CONDITIONS INVOLVING CERTAIN PARAMETERS.		MM/DD/YYYY	

NATIONAL POLLUTANT DISCHARGE ELIMINATION SYSTEM (NPDES)
DISCHARGE MONITORING REPORT (DMR)

PERMITTEE NAME/ADDRESS (Include Facility Name/Location if Different)

NAME: ELM HOLDINGS, INC
ADDRESS: 4850 EAST 49TH ST, MBC3-147
CUYAHOGA HEIGHTS, OH 44125
FACILITY: FORMER CARBORUNDUM COMPLEX
LOCATION: 2040 CORY DRIVE
SANBORN, NY 14132
ATTN: WILLIAM BARBER, PROJ MGR

NY0001988
PERMIT NUMBER

D1A-M
DISCHARGE NUMBER

DMR Mailing ZIP CODE: 441251079

MAJOR
(SUBR 09)
GROUNDWATER TREATMENT SYSTEM
External Outfall

MONITORING PERIOD
MM/DD/YYYY TO MM/DD/YYYY
06/01/2011 TO 06/30/2011

No Discharge ☐

PARAMETER	QUANTITY OR LOADING			QUALITY OR CONCENTRATION				NO. EX	FREQUENCY OF ANALYSIS	SAMPLE TYPE
	VALUE	VALUE	UNITS	VALUE	VALUE	UNITS	VALUE			
trans-1,2-Dichloroethylene	MEASUREMENT	*****	*****	*****	<5.0	ug/L	<5.0	0	01/07	8
34546 10 Effluent Gross	PERMIT REQUIREMENT	*****	*****	*****	Req Mon DAILY AV	*****	10 DAILY MX	0	Weekly	COMP-8
Vinyl chloride	MEASUREMENT	*****	*****	*****	*****	*****	<5.0	0	02/30	8
39175 10 Effluent Gross	PERMIT REQUIREMENT	*****	*****	*****	Req Mon DAILY AV	*****	10 DAILY MX	0	Twice Per Month	COMP-8
Phenols	MEASUREMENT	*****	*****	*****	*****	*****	<2.0	0	02/30	24
46000 10 Effluent Gross	PERMIT REQUIREMENT	*****	*****	*****	Req Mon DAILY AV	*****	5 DAILY MX	0	Twice Per Month	COMP-24
Chlorine, total residual	MEASUREMENT	*****	*****	*****	*****	*****	0.08	0	01/30	GR
50060 10 Effluent Gross	PERMIT REQUIREMENT	*****	*****	*****	*****	*****	1 DAILY MX	0	Monthly	GRAB
Trichloroethene	MEASUREMENT	*****	*****	*****	*****	*****	<5.0	0	01/07	8
78391 10 Effluent Gross	PERMIT REQUIREMENT	*****	*****	*****	Req Mon DAILY AV	*****	10 DAILY MX	0	Weekly	COMP-8
1,2-cis-Dichloroethylene	MEASUREMENT	*****	*****	*****	*****	*****	<5.0	0	01/07	8
81574 10 Effluent Gross	PERMIT REQUIREMENT	*****	*****	*****	Req Mon DAILY AV	*****	10 DAILY MX	0	Weekly	COMP-8

NAME/TITLE PRINCIPAL EXECUTIVE OFFICER
William B. Barber
Project Manager
TYPED OR PRINTED

SIGNATURE OF PRINCIPAL EXECUTIVE OFFICER OR AUTHORIZED AGENT
[Signature]
TELEPHONE
216.271.8038
DATE
07/21/2011
AREA Code
NUMBER
MMDDYYYY

COMMENTS AND EXPLANATION OF ANY VIOLATIONS (Reference all attachments here)
PLEASE REVIEW FOOTNOTES #1, #2, AND #3 OF PERMIT FOR DETAILED INSTRUCTIONS, AND ALSO REVIEW SPECIAL CONDITIONS INVOLVING CERTAIN PARAMETERS.

**NATIONAL POLLUTANT DISCHARGE ELIMINATION SYSTEM (NPDES)
DISCHARGE MONITORING REPORT (DMR)**

Form Approved
OMB No. 2040-0004

PERMITTEE NAME/ADDRESS (Include Facility Name/Location if Different)

NAME: ELM HOLDINGS, INC
ADDRESS: 4850 EAST 49TH ST, MBC3-147
CUYAHOGA HEIGHTS, OH 44125
FACILITY: FORMER CARBORUNDUM COMPLEX
LOCATION: 2040 CORY DRIVE
SANBORN, NY 14132
ATTN: WILLIAM BARBER, PROJ MGR

NY0001988
PERMIT NUMBER

01A-Q
DISCHARGE NUMBER

DMR Mailing ZIP CODE: 441251079
MAJOR

(SUBR 09)
GROUNDWATER TREATMENT SYSTEM
External Outfall

FROM **TO**
MM/DD/YYYY MM/DD/YYYY
04/01/2011 06/30/2011

No Discharge ☐

PARAMETER	QUANTITY OR LOADING		QUALITY OR CONCENTRATION				NO. EX	FREQUENCY OF ANALYSIS	SAMPLE TYPE
	VALUE	UNITS	VALUE	VALUE	UNITS	VALUE			
Nickel, total (as Ni) 01067 1 0 Effluent Gross	SAMPLE MEASUREMENT	*****	*****	*****	*****	6.1	0	01/90	24
	PERMIT REQUIREMENT	*****	*****	*****	*****	Req Mon DAILY MX		Quarterly	CCMP24
Silver, total (as Ag) 01077 1 0 Effluent Gross	SAMPLE MEASUREMENT	*****	*****	*****	*****	<0.08	0	01/90	24
	PERMIT REQUIREMENT	*****	*****	*****	*****	Req Mon DAILY MX		Quarterly	CCMP24

I certify under penalty of law that this document and all attachments were prepared under my direction or supervision in accordance with a system designed to assure that qualified personnel properly gather and evaluate the information submitted. Based on my inquiry of the person or persons who manage the system, I am aware that they are already responsible for gathering this information, the information submitted is true and accurate, and I am aware that there are significant penalties for submitting false information, including the possibility of fine and imprisonment for knowing violations.

NAME/TITLE PRINCIPAL EXECUTIVE OFFICER <i>William B. Barber</i> TYPED OR PRINTED	SIGNATURE OF PRINCIPAL EXECUTIVE OFFICER OR AUTHORIZED AGENT <i>William B. Barber</i>	TELEPHONE	DATE
		216-271-8038	07/21/2011
COMMENTS AND EXPLANATION OF ANY VIOLATIONS (Reference all attachments here)		AREA Code	NUMBER
			MM/DD/YYYY

**NATIONAL POLLUTANT DISCHARGE ELIMINATION SYSTEM (NPDES)
DISCHARGE MONITORING REPORT (DMR)**

Form Approved
OMB No. 2040-0004

PERMITTEE NAME/ADDRESS (Include Facility Name/Location if Different)

NAME: ELM HOLDINGS, INC
ADDRESS: 4850 EAST 49TH ST, MBC3-147
CUYAHOGA HEIGHTS, OH 44125
FACILITY: FORMER CARBORUNDUM COMPLEX
LOCATION: 2040 CORY DRIVE
SANBORN, NY 14132
ATTN: WILLIAM BARBER, PROJ MGR

NY0001988
PERMIT NUMBER

01A-V
DISCHARGE NUMBER

DMR Mailing ZIP CODE: 441251079
MAJOR

(SUBR 09)
OUTFALL 01A ACTION LEVELS
External Outfall

MONITORING PERIOD
MM/DD/YYYY TO MM/DD/YYYY
04/01/2011 TO 06/30/2011

No Discharge ☐

PARAMETER	QUANTITY OR LOADING			QUALITY OR CONCENTRATION			NO. EX	FREQUENCY OF ANALYSIS	SAMPLE TYPE
	VALUE	VALUE	UNITS	VALUE	VALUE	UNITS			
Nickel, total (as Ni) 01067 V 0 See Comments	*****	0.006	lb/d	*****	*****	*****	0	01/90	24
	*****	026 DAILY MX	lb/d	*****	*****	*****		Quarterly	COMP24
Silver, total (as Ag) 01077 V 0 See Comments	*****	<0.00008	lb/d	*****	*****	*****	0	01/90	24
	*****	008 DAILY MX	lb/d	*****	*****	*****		Quarterly	COMP24

I certify, under penalty of law that this document and all attachments were prepared under my direction or supervision in accordance with a system designed to assure that qualified personnel properly gather and evaluate the information submitted. Based on my inquiry of the person or persons who manage the system, and my review of the information submitted, I am aware that there are no significant violations of the permit conditions. I am aware that there are significant violations of the permit conditions.

NAME/TITLE PRINCIPAL EXECUTIVE OFFICER <i>William B. Barber, Project Manager</i> TYPED OR PRINTED	SIGNATURE OF PRINCIPAL EXECUTIVE OFFICER OR AUTHORIZED AGENT <i>William B. Barber</i>		TELEPHONE	DATE
	COMMENTS AND EXPLANATION OF ANY VIOLATIONS (Reference all attachments here)		216-271-8038 AREA Code NUMBER	07/21/2011 MM/DD/YYYY

Appendix B

SECTION 1



New York State Department of Environmental Conservation
Division of Water



Report of Noncompliance Event

To: DEC Water Contact Robert Locey DEC Region: 9

Report Type: ☒ 5 Day ☐ Permit Violation ☐ Order Violation ☐ Anticipated Noncompliance ☐ Bypass/Overflow ☐ Other

SECTION 2

SPDES #: NY- 0001988 Facility: Former Carborundum Complex

Date of noncompliance: 6 / 1 / 11 Location (Outfall, Treatment Unit, or Pump Station): Outfall 01A

Description of noncompliance(s) and cause(s):

In the BOD analysis for the 6/1/2011 sample the calculated reporting limit (<5.3 mg/L) was above the permit limit (5 mg/L). The reporting limit for BOD analysis is determined by taking the oxygen depletion value observed for the sample multiplied by the final volume of the BOD sample divided by the sample aliquot volume analyzed. In this sample, this calculation resulted in a reporting limit greater than the permit limit and BOD was not detected. See attached letter from the laboratory.

Has event ceased? ☒ Yes ☒ No If so, when? 6/1/2011 Was event due to plant upset? ☒ Yes ☐ No SPDES limits violated? ☐ Yes ☒ No

Start date, time of event: 6 / 13 / 11, 11:34 ☒ AM ☐ PM End date, time of event: 6 / 13 / 11, 11:34 ☒ AM ☐ PM

Date, time oral notification made to DEC? 6 / 13 / 11, 11:34 ☒ AM ☐ PM DEC Official contacted: Jenny Metcalf

Immediate corrective actions:

BOD was non detect at this reporting limit (<5.3 mg/L). To address the detection limit issue another BOD sample will be collected.

Preventive (long term) corrective actions:

None needed.

SECTION 3

Complete this section if event was a bypass:

Bypass amount: _____ Was prior DEC authorization received for this event? (Yes) (No)

DEC Official contacted: _____ Date of DEC approval: ____ / ____ / ____

Describe event in "Description of noncompliance and cause" area in Section 2. Detail the start and end dates and times in Section 2 also.

SECTION 4

Facility Representative: William B. Barber Title: Project Manager Date: 6 / 16 / 2011

Phone #: (216) 271-8038 Fax #: (216) 271-8937

I Certify under penalty of law that this document and all attachments were prepared under my direction or supervision in accordance with a system designed to assure that qualified personnel properly gather and evaluate the information submitted. Based on my inquiry of the person or persons who manage the system, or those persons directly responsible for gathering the information, the information submitted is, to the best of my knowledge and belief, true, accurate, and complete. I am aware that there are significant penalties for submitting false information, including the possibility of fine and imprisonment for knowing violations.


Signature of Principal Executive
Officer or Authorized Agent



June 15, 2011

Mr. George Hermance
Parsons
40 La Riviere Drive Suite 350
Buffalo, NY 14202

Dear Mr. Hermance:

Lancaster Laboratories received the sample 01A Water for the Sanborn SPDES project on June 1, 2011. The sample, Lancaster Laboratories' Sample No. 6304739, was analyzed for Biochemical Oxygen Demand (BOD) analysis following the method reference – Standard Methods 20th edition 5210B. The BOD analysis is an empirical analysis which determines the relative oxygen requirements of a wastewater. This is determined by measuring the oxygen depletion in a controlled environment after a 5 day incubation period. Dissolved oxygen (DO) is measured initially and after the incubation. To calculate a result for BOD the depletion of an aliquot must be 2 mg/L or greater with a residual dissolved oxygen level of at least 1 mg/L. When a sample's DO does not deplete by the minimum 2 mg/L, the BOD value is reported as a less than result. The reporting limit of the sample is calculated by determining the actual DO depletion for the sample and multiplying the depletion by the ratio of the final volume of the BOD sample bottle and the sample aliquot volume. The maximum sample used in our procedure is 100 mL and the BOD bottle has a volume of 300 mL. For this sample, the initial DO was of the 100 mL aliquot was 9.03 mg/L, and the final DO was 7.27 mg/L. This difference of 1.76 mg/L is multiplied by the volume factor of 3/1 to determine the resulting reporting limit for the sample of <5.28 mg/L (5.3 mg/L). This reporting limit of <5.3 mg/L is greater than the permit limit of 5.0 mg/L.

All Quality Control analyzed on the batch associated with this sample was within specifications. The Laboratory Control Standards recovery was 108%. The acceptance window is 85% to 115%. The BOD results (in mg/L) from previous 01A water samples submitted in March, April, and May 2011 were <0.36, <0.96, <2, <2, <2.6, and <3.2. All of the reporting limits for these submissions were calculated in the same manner as described in this letter.

You are a valued client and I apologize for any problems that this issue may have caused. Should you have any additional questions about the information provided, please contact me at 717-656-2300, Ext. 1264.

Sincerely,

Erik Frederiksen
Manager
Environmental Sciences Division

EF/mcs

Lancaster Laboratories, Inc.
2425 New Holland Pike
PO Box 12425
Lancaster, PA 17605-2425
717-656-2300 Fax: 717-656-2681
www.lancasterlabs.com

Lancaster Laboratories, Inc.
Clogherane, Dungarvan
Co. Waterford, Ireland
Tel: 353(0) 58 48300
www.lancasterlabs.com
www.lancasterlabs.ie

The global leader in laboratory services through innovative scientific solutions

APPENDIX D
INSTITUTIONAL AND ENGINEERING CONTROLS
CERTIFICATION FORMS



Enclosure 2
NEW YORK STATE DEPARTMENT OF ENVIRONMENTAL CONSERVATION
Site Management Periodic Review Report Notice
Institutional and Engineering Controls Certification Form



Site No. **932102**

Site Details

Box 1

Site Name Carborundum Specialty Products

Site Address: 2050 Cory Road Zip Code: 14132
City/Town: Wheatfield
County: Niagara
Site Acreage: 40.0

Reporting Period: January 01, 2011 to December 31, 2011

January 1, through November 18, 2011, construction activity related to the Metallurgical Systems facility expansion required the use of temporary construction fencing and barricades to limit site access. After November 18, 2011 through December 31, 2011 the permanent institutional and engineering controls (permanent fencing) were restored and appropriately maintained.

YES NO

- | | | |
|---|-------------------------------------|-------------------------------------|
| 1. Is the information above correct? | <input checked="" type="checkbox"/> | <input type="checkbox"/> |
| If NO, include handwritten above or on a separate sheet. | | |
| 2. Has some or all of the site property been sold, subdivided, merged, or undergone a tax map amendment during this Reporting Period? | <input type="checkbox"/> | <input checked="" type="checkbox"/> |
| 3. Has there been any change of use at the site during this Reporting Period (see 6NYCRR 375-1.11(d))? | <input type="checkbox"/> | <input checked="" type="checkbox"/> |
| 4. Have any federal, state, and/or local permits (e.g., building, discharge) been issued for or at the property during this Reporting Period? | <input type="checkbox"/> | <input checked="" type="checkbox"/> |

If you answered YES to questions 2 thru 4, include documentation or evidence that documentation has been previously submitted with this certification form.

- | | | |
|--|--------------------------|-------------------------------------|
| 5. Is the site currently undergoing development? | <input type="checkbox"/> | <input checked="" type="checkbox"/> |
|--|--------------------------|-------------------------------------|

Box 2

YES NO

- | | | |
|---|-------------------------------------|--------------------------|
| 6. Is the current site use consistent with the use(s) listed below?
Industrial | <input checked="" type="checkbox"/> | <input type="checkbox"/> |
| 7. Are all ICs/ECs in place and functioning as designed? | <input checked="" type="checkbox"/> | <input type="checkbox"/> |

**IF THE ANSWER TO EITHER QUESTION 6 OR 7 IS NO, sign and date below and
DO NOT COMPLETE THE REST OF THIS FORM. Otherwise continue.**

A Corrective Measures Work Plan must be submitted along with this form to address these issues.

Signature of Owner, Remedial Party or Designated Representative

Date

Description of Institutional Controls

<u>Parcel</u>	<u>Owner</u>	<u>Institutional Control</u>
132.00-1-16.12	Elm Holdings, Inc. c/o William Barber	Monitoring Plan O&M Plan
132.00-1-16.12	Elm Holdings, Inc. c/o William Barber	
132.00-1-16.11	Elm Holdings, Inc. c/o William Barber	Monitoring Plan
132.00-1-1	Pyrotek, Inc. Attn: John Sage, Sr. VP	Monitoring Plan
132.00-1-1	Pyrotek, Inc. Attn: John Sage, Sr. VP	
132.00-1-16.2	Pyrotek, Inc. Attn: John Sage, Sr. VP	

Description of Engineering Controls

<u>Parcel</u>	<u>Engineering Control</u>
132.00-1-16.12	Fencing/Access Control Groundwater Containment Pump & Treat
132.00-1-1	
132.00-1-16.2	Fencing/Access Control

Engineering Control Details for Site No. 932102

Parcel: 132.00-1-1

In accordance with the Operation and Maintenance & Monitoring Manual dated September, 2006 the responsible party will maintain and monitor the groundwater monitoring wells and fencing located on this parcel which is owned by Pyrotek, Inc.

Parcel: 132.00-1-16.11

In accordance with the Operation and Maintenance & Monitoring Manual dated September, 2006 the responsible party will maintain and monitor the groundwater monitoring wells located on this parcel.

Parcel: 132.00-1-16.12

In accordance with the Operation Maintenance & Monitoring Manual dated September, 2006 the following institutional and engineering controls shall be maintained and monitored:

1. Groundwater recovery system (pumping wells, piping, valves, gauges, etc.) 2. Treatment system (air stripper, liquid phase carbon units, pre-filters, pumps, etc. 3. Groundwater monitoring wells. 4. Conduct monthly SPDES compliance sampling.

A soil vapor intrusion (SVI) assessment, which included off-site sub-slab and indoor air sampling of selected condominiums adjacent to the site was completed in November and December 2008. Based on the results of the investigation the DEC, in consultation with the NYSDOH, concluded no further on-site or off-site sampling or other actions were needed to address exposures related to soil vapor intrusion. An Investigation Complete - No Actions Recommended memo was issued on April 1, 2009.

Parcel: 132.00-1-16.2

In accordance with the Operation and Maintenance & Monitoring Manual dated September, 2006 the responsible party will maintain and monitor the fencing located around this parcel which is owned by Pyrotek, Inc.

Periodic Review Report (PRR) Certification Statements

1. I certify by checking "YES" below that:

a) the Periodic Review report and all attachments were prepared under the direction of, and reviewed by, the party making the certification;

b) to the best of my knowledge and belief, the work and conclusions described in this certification are in accordance with the requirements of the site remedial program, and generally accepted engineering practices; and the information presented is accurate and complete.

YES NO

☒ ☐

2. If this site has an IC/EC Plan (or equivalent as required in the Decision Document), for each Institutional or Engineering control listed in Boxes 3 and/or 4, I certify by checking "YES" below that all of the following statements are true:

(a) the Institutional Control and/or Engineering Control(s) employed at this site is unchanged since the date that the Control was put in-place, or was last approved by the Department;

(b) nothing has occurred that would impair the ability of such Control, to protect public health and the environment;

(c) access to the site will continue to be provided to the Department, to evaluate the remedy, including access to evaluate the continued maintenance of this Control;

(d) nothing has occurred that would constitute a violation or failure to comply with the Site Management Plan for this Control; and

(e) if a financial assurance mechanism is required by the oversight document for the site, the mechanism remains valid and sufficient for its intended purpose established in the document.

YES NO

☒ ☐

**IF THE ANSWER TO QUESTION 2 IS NO, sign and date below and
DO NOT COMPLETE THE REST OF THIS FORM. Otherwise continue.**

A Corrective Measures Work Plan must be submitted along with this form to address these issues.

Signature of Owner, Remedial Party or Designated Representative

Date

IC CERTIFICATIONS
SITE NO. 932102

Box 6

SITE OWNER OR DESIGNATED REPRESENTATIVE SIGNATURE


I certify that all information and statements in Boxes 1, 2, and 3 are true. I understand that a false statement made herein is punishable as a Class "A" misdemeanor, pursuant to Section 210.45 of the Penal Law.

4850 East 49th Street, MBC3-147

I William B. Barber at Cuyahoga Heights, OH 44125-1014
print name print business address

am certifying as Owner (Owner or Remedial Party)

for the Site named in the Site Details Section of this form.


Signature of Owner, Remedial Party, or Designated Representative
Rendering Certification

Jan. 20, 2012
Date

IC/EC CERTIFICATIONS

Box 7

Professional Engineer Signature

I certify that all information in Boxes 4 and 5 are true. I understand that a false statement made herein is punishable as a Class "A" misdemeanor, pursuant to Section 210.45 of the Penal Law.

Leslie Cordone

30 Plainfield Road, Suite 350

I _____ at Syracuse, NY 13212

print name

print business address

am certifying as a Professional Engineer for the _____ Owner

Owner or Remedial Party)



Signature of Professional Engineer, for the Owner or Remedial Party, Rendering Certification



Stamp
(Required for PE)

Date

1/23/2012

Jan 23, 2012