

August 14, 2012

Mr. Timothy Dieffenbach
NYSDEC
Region 9
270 Michigan Avenue
Buffalo, New York 14203-2399

RE: Second Quarter 2012 Monitoring Report
Former Carborundum Facility, Village of Sanborn, Town of Wheatfield, New York
NYSDEC Site No. 932102

Dear Mr. Dieffenbach:

On behalf of Atlantic Richfield Company, attached is the Second Quarter 2012 Monitoring Report for the former Carborundum facility in Wheatfield, New York (Site). The report covers activities at the Site from April 1, 2012 through June 30, 2012. The CDs enclosed at the end of the attached report contain an electronic copy of the report in PDF format and the quarterly monitoring data in the EQUS format.

If you have any questions, please feel free to contact me at (716) 407-4990.

Sincerely,



George W. Hermance
Project Manager

Attachment

cc: W. Barber – ARC
M. Forcucci - NYSDOH
G. Litwin – NYSDOH
E. Fulwell – NCCC
K. Scott – Metaullics
R. Locey - NYSD
G.A. Rider – NYSD
J. Devauld – NCDOH
D.Taylor - Parsons

SECOND QUARTER 2012 MONITORING REPORT

Former Carborundum Facility

2040 Cory Drive

Village of Sanborn, Town of Wheatfield, Niagara County, New York

Prepared for:



New York State Department of Environmental Conservation
Division of Hazardous Waste Remediation

270 Michigan Avenue

Buffalo, New York 14203

Submitted by:

Atlantic Richfield Company

A BP affiliated company

4850 East 49th Street

MBC 3-147

Cuyahoga Heights, Ohio 44125

Prepared by:

PARSONS

40 LA RIVIERE DRIVE, SUITE 350

BUFFALO, NEW YORK 14202

August 2012

Second Quarter 2012 Monitoring Report For:

**GROUNDWATER REMEDIATION PROGRAM
AT THE
FORMER CARBORUNDUM FACILITY**
Village of Sanborn, Town of Wheatfield, Niagara County, New York

Prepared for:



New York State Department of
Environmental Conservation
Division of Hazardous Waste Remediation

Submitted by:

Atlantic Richfield Company

A BP affiliated company

4850 East 49th Street
MBC 3-147
Cuyahoga Heights, Ohio 44125

Prepared by:

PARSONS

40 La Riviere Drive, Suite 350
Buffalo, New York 14202
Phone: (716) 541-0730
Fax: (716) 541-0760

August 2012

TABLE OF CONTENTS

INTRODUCTION.....	1
WATER LEVEL MEASUREMENTS.....	1
GROUNDWATER SAMPLING	1
LABORATORY ANALYSIS AND RESULTS.....	2
SUMMARY OF OPERATIONS AND MAINTENANCE ACTIVITY	4
EFFLUENT AND PERMIT COMPLIANCE ISSUES	4
SUMMARY AND CONCLUSIONS	4

LIST OF FIGURES

- FIGURE 1 – PROJECT LOCATION PLAN
- FIGURE 2 – SITE PLAN
- FIGURE 3 – SUMMARY OF VOC ANALYTICAL RESULTS IN
TOP OF ROCK AND ZONE 1
- FIGURE 4 – SUMMARY OF VOC ANALYTICAL RESULTS IN
ZONES 2, 3, 4, AND 5
- FIGURE 5 – GROUNDWATER ELEVATION - TOP OF ROCK -
APRIL 2, 2012
- FIGURE 6 – GROUNDWATER ELEVATION - ZONE 1 -
APRIL 2, 2012

LIST OF TABLES

- TABLE 1 – APRIL 2012 GROUNDWATER ELEVATION DATA
- TABLE 2 – MONITORING WELL GROUNDWATER PURGING DATA -
APRIL 2012 QUARTERLY SAMPLING EVENT
- TABLE 3 – MONITORING WELL GROUNDWATER SAMPLING DATA -
APRIL 2012 QUARTERLY SAMPLING EVENT
- TABLE 4 – MONITORING WELL GROUNDWATER RESULTS SUMMARY
- TABLE 5 - NATURAL ATTENUATION RESULTS SUMMARY - APRIL 2012
QUARTERLY SAMPLING EVENT
- TABLE 6 –SECOND QUARTER 2012 GROUNDWATER REMEDIATION
SYSTEM PERFORMANCE SUMMARY

TABLE OF CONTENTS

APPENDICES

APPENDIX A MONITORING WELL SAMPLING FIELD FORMS

APPENDIX B LABORATORY DATA REPORTS

APPENDIX C WATER QUALITY DATABASE JANUARY 2001 THROUGH JUNE 2012

APPENDIX D ELECTRONIC COPY OF THE REPORT IN PORTABLE DOCUMENT FILE (PDF) FORMAT

**SECOND QUARTER 2012 MONITORING REPORT
FOR GROUNDWATER REMEDIATION PROGRAM AT THE
FORMER CARBORUNDUM FACILITY
VILLAGE OF SANBORN, TOWN OF WHEATFIELD,
NIAGARA COUNTY, NEW YORK**

INTRODUCTION

On behalf of the Atlantic Richfield Company (ARC), Parsons conducts ongoing Operations, Monitoring, and Maintenance (OM&M) activities for the groundwater remediation system at the former Carborundum Facility located at 2040 Cory Drive in the Village of Sanborn, Town of Wheatfield, New York (Site). Figure 1 shows the location of the Site. As part of the OM&M activities, quarterly groundwater sampling is scheduled for January, April, July, and October. This report presents the results of the April 2012 groundwater sampling event and provides a summary of the OM&M activities completed between April 1 and June 30, 2012.

The April 2012 groundwater sampling event included static water level measurements prior to purging, and the collection of groundwater samples from 25 monitoring wells, six recovery wells, and a surface water sample from the Niagara Quarry in accordance with the NYSDEC-approved (October 2005, amended 2009) sampling program. Two wells not scheduled to be sampled this period (B-26M and B-32M) were sampled this quarter to evaluate possible increasing trends in concentration. All samples were submitted to Lancaster Laboratories, Inc., a New York State Department of Health certified laboratory, for volatile organic compound (VOC) analysis, and 15 of the samples were submitted for natural attenuation parameter analysis. The locations of the wells sampled are shown in Figure 2. A summary of the groundwater analytical results from each well in the Top of Rock Zone and Zone 1 is provided in Figure 3. Analytical results for Zones 2, 3, 4, and 5 are shown in Figure 4.

WATER LEVEL MEASUREMENTS

On April 16, 2012, water levels were measured in 59 monitoring wells and six recovery wells. The water levels were measured to the nearest 0.01 feet from the top of the well casing, using an electronic water level meter. The water level meter was decontaminated between measurements at each well. Water level elevations were calculated using the surveyed elevations of the top of well casings and the measured depth to groundwater. Table 1 provides a summary of the water level measurements. Groundwater elevation contours for the Top of Rock Zone and Zone 1 for April 2012 are shown in Figures 5 and 6. Groundwater elevations and resultant flow patterns are consistent with the historical data. Groundwater flow in both the Top of Rock Zone and Zone 1 is generally to the southeast in the northern part of the Site and to the southwest in the southern part of the Site and south of the Site.

GROUNDWATER SAMPLING

The groundwater sampling event was completed between April 3 and April 11, 2012. Groundwater samples were divided into three different groups based on historical analytical results from individual wells. The sampling groups were identified as least impacted (low),

medium impacted (medium), and most impacted (high). To the extent practical, the wells in the low group were sampled first, followed by wells in the medium group, and lastly, wells in the high group.

Quality assurance/quality control (QA/QC) samples included trip blanks, field duplicates and matrix spike/matrix spike duplicates (MS/MSD). QA/QC sample sets were collected at a rate of one per sample designation group. A trip blank was included with each sample cooler. Analytical results for the QA/QC samples are included in Appendix B.

Low-flow sampling methods were employed to collect 15 groundwater samples for VOCs and natural attenuation parameters (see Table 5). A pneumatically operated bladder pump was placed approximately one to two feet above the well bottom. Groundwater was pumped through an in-line flow cell until groundwater quality readings for indicator parameters (pH, temperature, conductivity, redox, and dissolved oxygen) stabilized. Data collected during purging can be found on the field sampling forms in Appendix A and Table 2. Purge volumes varied from 1 to 18 gallons per well. After the parameters stabilized, the groundwater sample was collected.

The remaining 10 monitoring wells (including the two additional wells) were purged with a decontaminated pump, dedicated high density polyethylene (HDPE) bailer, or the sampling port on the pumping well (see Table 2 for purging method used for each well). These samples were analyzed for VOCs only. During purging, field parameters (pH, specific conductivity, temperature, and turbidity) were measured and recorded. Purging continued until field parameters had stabilized, between three and five well volumes of water had been purged, or the well was purged dry. After purging was completed, a groundwater sample was collected from the monitoring well.

The six recovery well samples were collected from sampling ports at the well head or directly from the well with an HDPE disposable bailer. Field parameters were measured again immediately after the sample collection (see Table 3). The recovery wells were also sampled for VOCs only.

All VOC samples were placed in pre-cleaned, labeled 40-ml glass vials provided by Lancaster Laboratories. The sample vials did not contain preservatives. Three sample vials were collected for each analysis. The containers were visually inspected to confirm that they did not contain air bubbles.

LABORATORY ANALYSIS AND RESULTS

Groundwater samples collected during the April 2012 sampling event were submitted to Lancaster Laboratories for VOC analysis using Method 8260B. The Method 8260B analytical reports provided results for selected halogenated VOCs. The analytical results are listed in the laboratory data reports in Appendix B, along with chain-of-custody records (COCs).

The chemical analytical results for this round of groundwater sampling, with the exceptions discussed below, were generally consistent with historical concentrations and are summarized in Table 4. Figures 3 and 4 provide a summary of the analytical results for the past four sampling events, plotted on a Site map. The sample results have been incorporated into the project water

quality database. A historical summary (January 2001 through June 2012) is provided in Appendix C.

Results for the second quarter groundwater sampling were generally consistent with previous results. Comments are noted below for wells where trends are being evaluated. The wells include B-13M, B-26M, B-32M, B-41M, B-44M, and P-4.. Time series plots showing the historical and current analytical data for the wells noted below have been included in Appendix C.

- B-13M: Vinyl chloride concentration is at 140 ug/L and TCE is at 6 ug/L. In the past 10 years, vinyl chloride has ranged from ND to 82 ug/L; TCE has ranged from 59 to 1,400 ug/L. Based on the Time Series Plot in Appendix C, these results are similar to historical variations. This well is part of the quarterly monitoring program.
- B-26M: The spike of TCE that occurred in July of 2011 has decreased to ND which is consistent with previous TCE results in this well.
- B-32M: Total VOCs for April 2012 (99.4 ug/L) are similar to January 2012 (85.4 ug/L) and January 2005 (94.12 ug/L). This appears to be primarily the result of an increase in TCE (34 ug/L), similar to the spike in TCE concentration in 2005. The short-term (past 2 years) trends at this well show small increases in TCE and total 1,2 DCE. Meanwhile, there was corresponding reduction in VC concentration occurring over the same time period as the increase in TCE. The relationship of TCE and VC indicates that the short term trends may be related to natural attenuation mechanisms and varying oxidation state of the groundwater in relation to groundwater flow. This location will be sampled again during the July 2012 groundwater sampling event to monitor trends.
- B-41M: TCE increased to 10 ug/L from 5.8 ug/L the previous quarter. These two readings follow a series of ND. Consequently the Total VOCs value is at historical high since the spike that occurred in 2001. The recent increase in Total VOCs appears to be primarily related to the increase in TCE over the two previous sampling events. This well will be sampled again in July 2012 to confirm the recent TCE detections.
- B-44M: Total VOCs (134.7 ug/L), TCE (68 ug/L), and cis-DCE (53 ug/L) have spiked during this sampling event. This well is scheduled to be sampled quarterly and the data will be further evaluated .
- Total VOCs observed at recovery well P-4 in January 2012 were anomalously low. The well was sampled again in April 2012. Analytical results for the April sample (1,982 ug/L) show a return to historical range (1,000 to 3,000 ug/L). This location will be sampled again in July 2012.

Limited data validation was performed on the analytical results. Analytical holding times, laboratory control sample recoveries, laboratory method blanks, MS/MSD precision and

accuracy for designated spiked project samples, and surrogate recoveries associated with project samples were considered acceptable. The sample data are considered usable and valid for their intended purpose.

SUMMARY OF OPERATIONS AND MAINTENANCE ACTIVITY

During the reporting period, routine maintenance was conducted on the groundwater recovery and treatment system to facilitate operations. Non-routine system maintenance and repairs during the quarter included:

- electrical repairs, installation of new emergency exit lighting signs;
- connected flow meter at SPDES outfall to PLC;
- cleaned stripper trays and installed new gaskets between trays;
- capped several open ended valves that are not used; and
- electrical upgrades.

EFFLUENT AND PERMIT COMPLIANCE ISSUES

During the reporting period, approximately 10.6 million gallons of groundwater were recovered and treated including water from the vaults in the Metaullics facility (beginning June 12, 2012). Treated groundwater was discharged to Cayuga Creek under SPDES permit NY0001988. The SPDES permit authorizes discharge through March 31, 2017. The average pumping rate from the system was approximately 80.5 gallons per minute (gpm) during the reporting period. The total extracted mass of VOCs during the second quarter of 2012 was 53.5 pounds. The extracted mass was estimated using individual well pumping rates and analytical results.

Table 5 provides the GRS performance summary for the quarter. The GRS uptime (hours during quarter that GRS was operational / total hours during quarter) for the quarter was 97 percent.

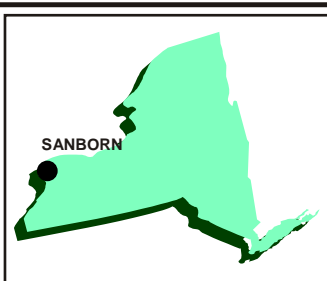
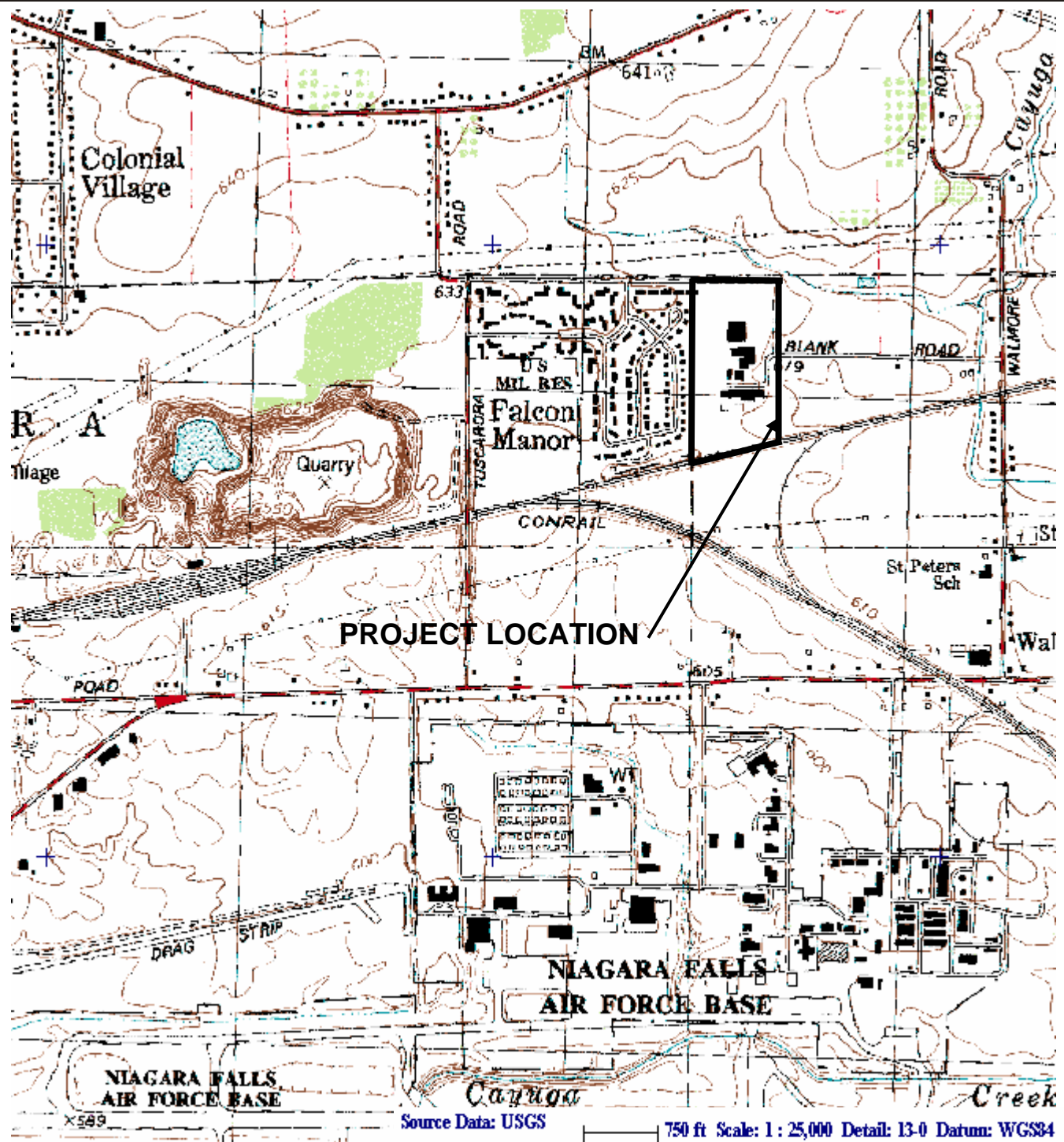
Effluent samples were collected at the outfall (OU1) inside the treatment building. Monthly discharge monitoring reports (DMRs) were provided to NYSDEC, in compliance with the SPDES permit (NY0001988). The DMRs documented the analytical results from the effluent samples. All analytical results were compliant with the SPDES permit.

SUMMARY AND CONCLUSIONS

- Groundwater concentrations are consistent with recent historical data, with the comments noted for B-13M, B-26M, B-32M, B-41M, B-44M, and P-4.
- Groundwater elevation and flow paths were consistent with historical patterns.

- Based on the data review described in this report, the laboratory analytical data are considered valid for their intended use.
- To the extent possible, the groundwater recovery and treatment system was operated continuously throughout the reporting period. Uptime of the GRS for the quarter was 97 percent.
- Monthly DMRs were provided to NYSDEC. The discharge data were within the compliance parameters for each monthly reporting period.

FIGURES



New York
Quadrangle

LATITUDE: N43° 07' 43"
LONGITUDE: W78° 56' 18"



SOURCE: DeLORME 3-D
TOPOQUAD PROGRAM

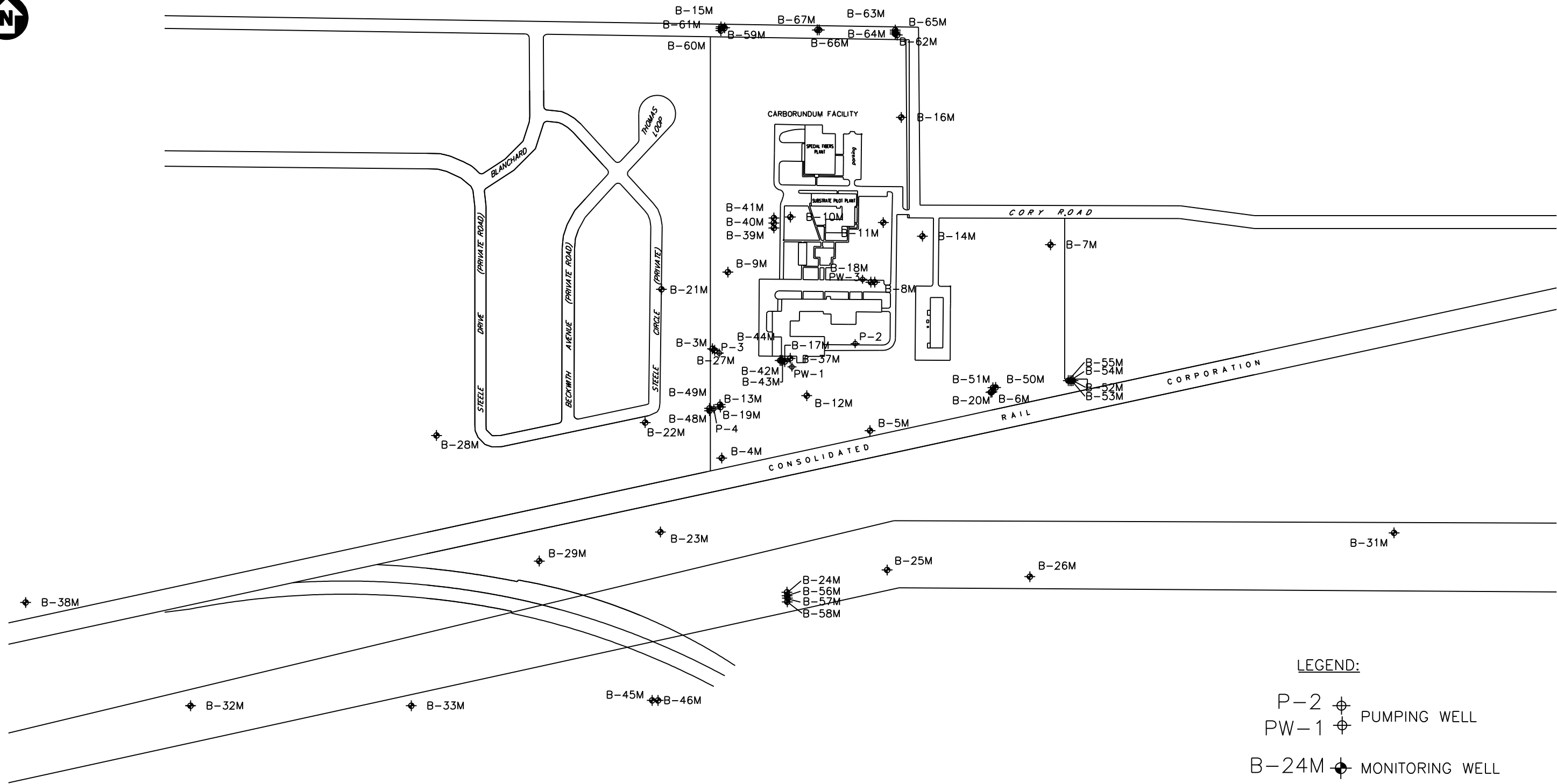
FIGURE 1

ATLANTIC RICHFIELD COMPANY
FORMER CARBORUNDUM FACILITY
SANBORN, NEW YORK




PROJECT LOCATION PLAN

PARSONS

40 LA RIVIERE DRIVE, SUITE 350 BUFFALO, NEW YORK, 14202 * (716) 541-0730



LEGEND:

P-2  PUMPING WELL
PW-1  PUMPING WELL
B-24M  MONITORING WELL

400 200 0 400 800
SCALE: 1"=400'

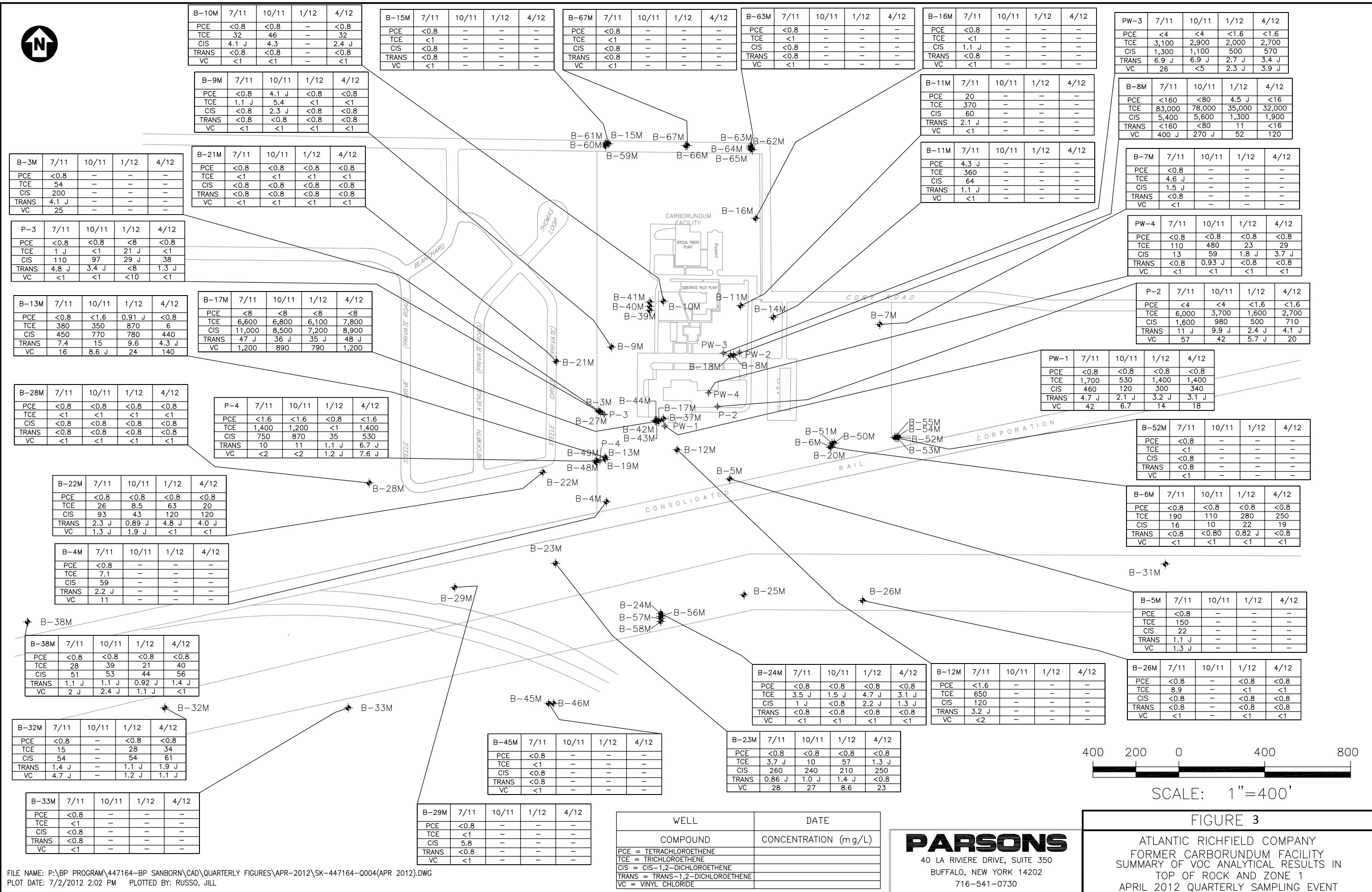
FIGURE 2

ATLANTIC RICHFIELD COMPANY
FORMER CARBORUNDUM FACILITY

SITE PLAN

PARSONS

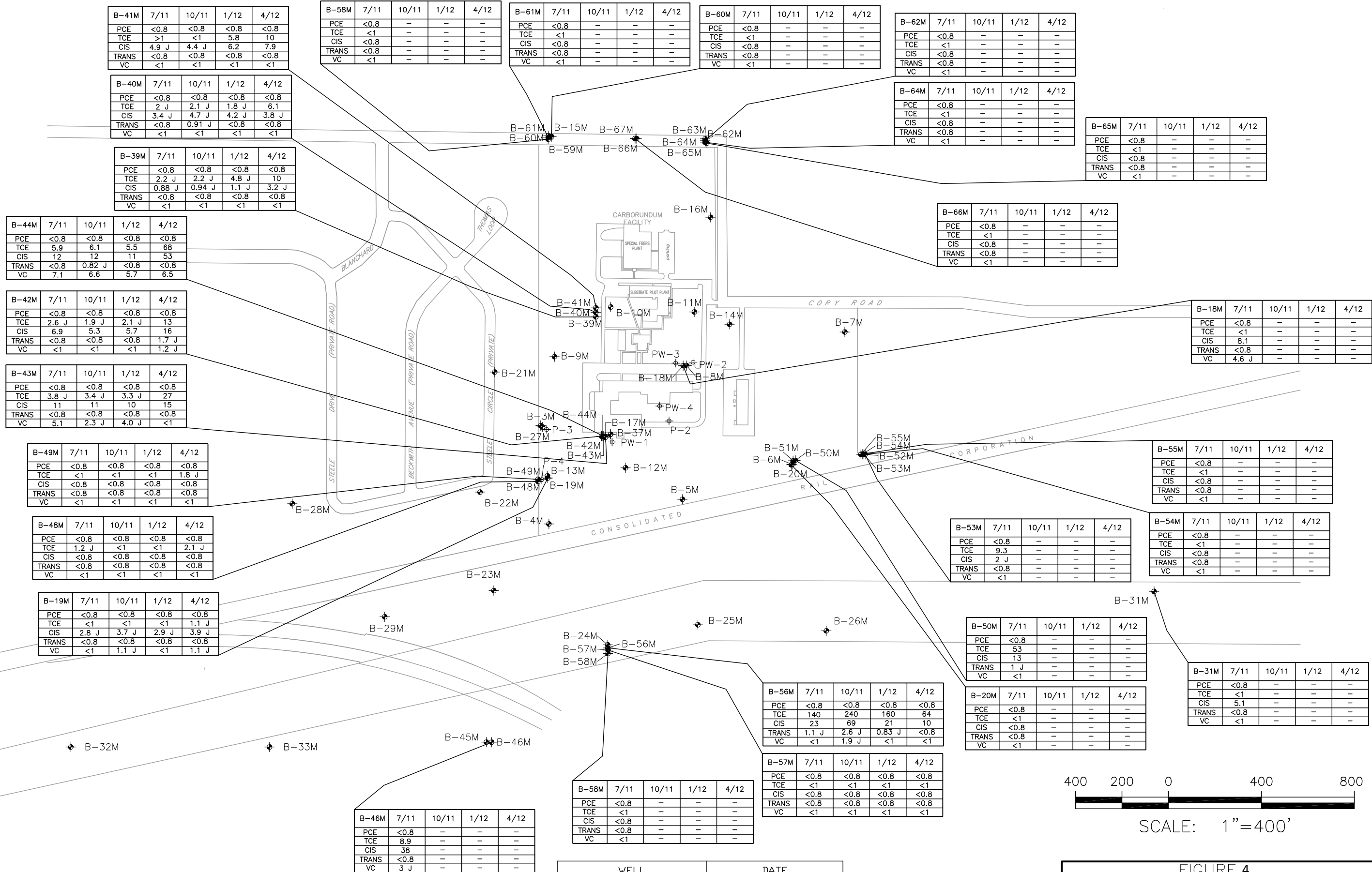
40 LA RIVIERE DRIVE, SUITE 350, BUFFALO, N.Y. 14202, PHONE: 716-541-0730



WELL	DATE
COMPOUND	CONCENTRATION (mg/L)
PCE = TETRACHLOROETHENE	
TCE = TRICHLOROETHENE	
CIS = CIS-1,2-DICHLOROETHENE	
TRANS = TRANS-1,2-DICHLOROETHENE	
VC = VINYL CHLORIDE	

FIGURE 3

ATLANTIC RICHFIELD COMPANY
FORMER CARBORUNDUM FACILITY
SUMMARY OF VOC ANALYTICAL RESULTS IN
TOP OF ROCK AND ZONE 1
APRIL 2012 QUARTERLY SAMPLING EVENT

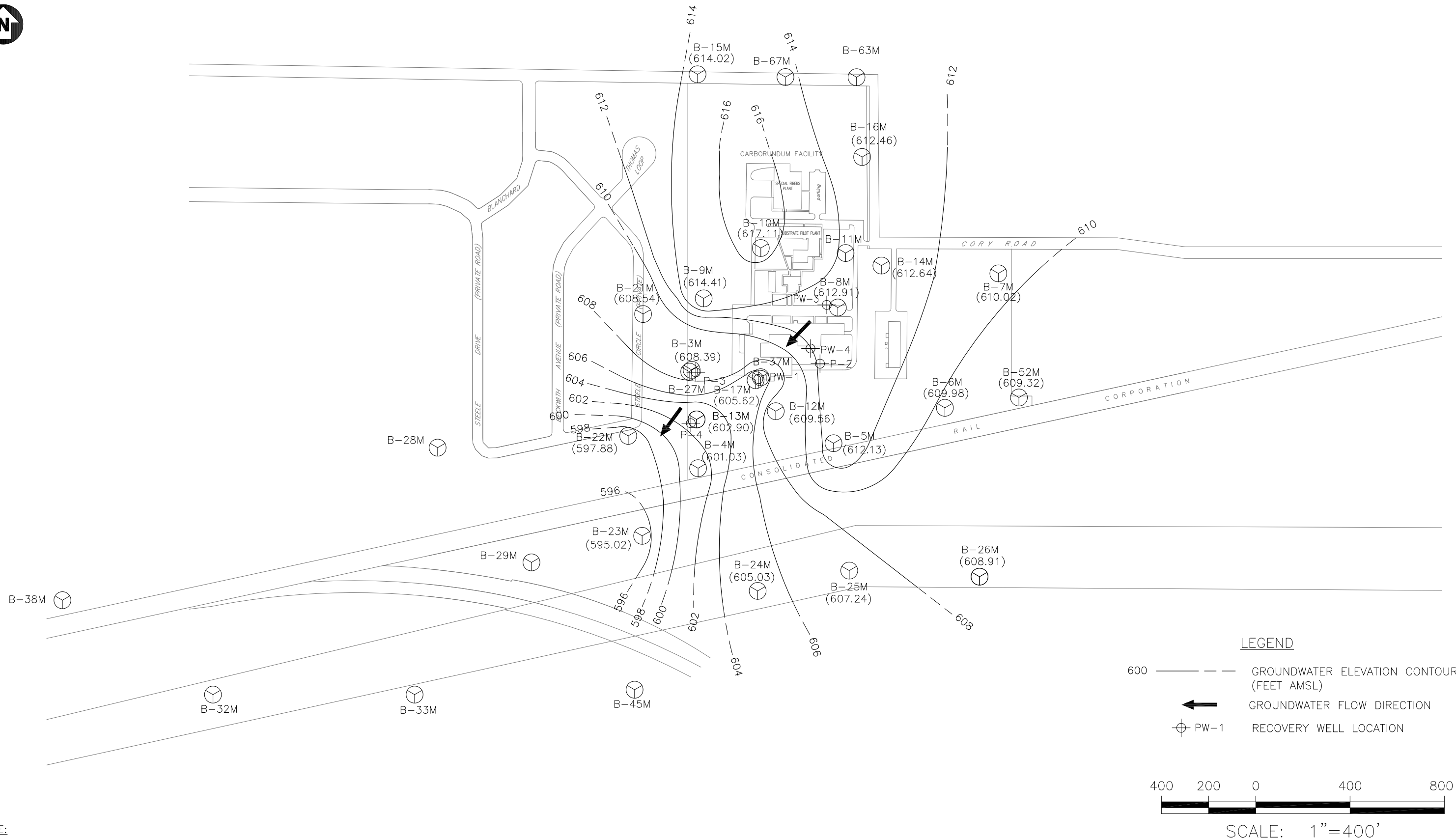


WELL	DATE
COMPOUND	CONCENTRATION (mg/L)
PCE = TETRACHLOROETHENE	
TCE = TRICHLOROETHENE	
CIS = CIS-1,2-DICHLOROETHENE	
TRANS = TRANS-1,2-DICHLOROETHENE	
VC = VINYL CHLORIDE	

PARSONS
40 LA RIVIERE DRIVE, SUITE 350
BUFFALO, NEW YORK 14202
716-541-0730

FIGURE 4

ATLANTIC RICHFIELD COMPANY
FORMER CARBORUNDUM FACILITY
SUMMARY OF VOC ANALYTICAL RESULTS IN
ZONES 2, 3, 4 & 5
APRIL 2012 QUARTERLY SAMPLING EVENT



NOTE:

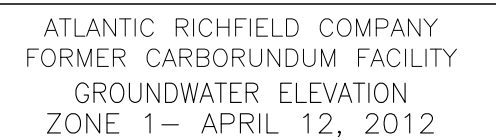
1. B-10M, B-13M, B-15M, B-16M, B-17M, B-21M, B-22M, B-23M, B-24M, B-26M, B-27M, B-52M, B-6M, B-8M, AND P-4 ARE SCREENED IN BOTH THE TOP OF ROCK ZONE AND ZONE 1.

FILE NAME: P:\BP PROGRAM\447164-BP SANBORN\CAD\QUARTERLY FIGURES\APR-2012\SK-447164-Q003(APR 2012).DWG
PLOT DATE: 6/18/2012 9:05 AM PLOTTED BY: RUSSO, JILL

PARSONS
40 LA RIVIERE DRIVE, SUITE 350
BUFFALO, NEW YORK 14202
716-541-0730

FIGURE 5

ATLANTIC RICHFIELD COMPANY
FORMER CARBORUNDUM FACILITY
GROUNDWATER ELEVATION
TOP OF ROCK – APRIL 12, 2012



TABLES

TABLE 1
MONTHLY GROUNDWATER ELEVATION DATA
APRIL 2012
THE FORMER CARBORUNDUM COMPANY
SANBORN, NEW YORK

Monitoring Well I.D.	Date	Top of Riser Elevation (ft)	Water Level (ft)	Groundwater Elevation (ft)	Remarks
P-2	04/02/12	619.67	20.57	599.10	
P-3	04/02/12	627.35	28.50	598.85	
P-4	04/02/12	624.45	25.51	598.94	
PW-1	04/02/12	619.78	18.94	600.84	
PW-3	04/02/12	618.28	12.50	605.78	
PW-4	04/02/12	620.84	9.24	611.6	
B-3M	04/02/12	625.59	17.20	608.39	
B-4M	04/02/12	622.24	21.21	601.03	
B-5M	04/02/12	620.83	8.70	612.13	
B-6M	04/02/12	615.69	5.71	609.98	
B-7M	04/02/12	616.22	6.20	610.02	
B-8M	04/02/12	618.57	5.66	612.91	
B-9M	04/02/12	623.03	8.62	614.41	
B-10M	04/02/12	626.05	10.03	616.02	
B-11M	04/02/12	622.81	8.92	613.89	
B-12M	04/02/12	622.17	12.61	609.56	
B-13M	04/02/12	626.70	23.80	602.90	
B-14M	04/02/12	618.25	5.61	612.64	
B-15M	04/02/12	623.98	9.96	614.02	
B-16M	04/02/12	624.31	11.85	612.46	
B-17M	04/02/12	622.07	16.45	605.62	
B-18M	04/02/12	618.69	8.11	610.58	
B-19M	04/02/12	626.01	18.54	607.47	
B-20M	04/02/12	615.32	6.83	608.49	
B-21M	04/02/12	622.56	14.02	608.54	
B-22M	04/02/12	622.29	24.41	597.88	
B-23M	04/02/12	617.71	22.69	595.02	
B-24M	04/02/12	617.24	12.21	605.03	
B-25M	04/02/12	619.31	12.07	607.24	
B-26M	04/02/12	618.06	9.15	608.91	
B-27M	04/02/12	626.04	14.00	612.04	
B-28M	04/02/12	622.62	24.56	598.06	
B-29M	04/02/12	618.31	26.43	591.88	
B-31M	04/02/12	613.78	6.79	606.99	
B-32M	04/02/12	619.35	31.25	588.10	
B-33M	04/02/12	612.43	20.82	591.61	
B-37M	04/02/12	616.90	3.20	613.70	
B-38M	04/02/12	609.81	27.81	582.00	
B-39M	04/02/12	626.12	13.66	612.46	
B-40M	04/02/12	626.23	14.29	611.94	
B-41M	04/02/12	626.31	16.56	609.75	
B-42M	04/02/12	623.76	11.51	612.25	
B-43M	04/02/12	623.64	13.47	610.17	
B-44M	04/02/12	623.29	15.59	607.70	
B-45M	04/02/12	612.12	20.10	592.02	
B-46M	04/02/12	613.46	21.28	592.18	
B-48M	04/02/12	625.40	13.48	611.92	
B-49M	04/02/12	625.56	24.06	601.50	
B-50M	04/02/12	616.47	7.09	609.38	
B-51M	04/02/12	616.48		NA	damaged
B-52M	04/02/12	616.26	6.94	609.32	
B-53M	04/02/12	616.14	6.82	609.32	
B-54M	04/02/12	616.00	6.71	609.29	
B-55M	04/02/12	615.59	22.94	592.65	
B-56M	04/02/12	617.78	22.81	594.97	
B-57M	04/02/12	617.80	24.60	593.20	
B-58M	04/02/12	617.99	21.59	596.40	
B-59M	04/02/12	625.53	22.87	602.66	
B-60M	04/02/12	625.67	13.41	612.26	
B-61M	04/02/12	625.72	12.98	612.74	
B-62M	04/02/12	624.14	3.44	620.70	
B-63M	04/02/12	624.04	11.34	612.70	
B-64M	04/02/12	624.05	11.40	612.65	
B-65M	04/02/12	623.98	12.31	611.67	
B-66M	04/02/12	625.54	12.61	612.93	
B-67M	04/02/12	625.59	12.09	613.50	

TABLE 2
MONITORING WELL GROUNDWATER PURGING DATA
APRIL 2012 QUARTERLY SAMPLING EVENT
FORMER CARBORUNDUM COMPANY
SANBORN, NEW YORK

Monitoring Well ID	Date	Time	Top of Riser Elevation (ft)	Initial Water Level (ft)	Initial Groundwater Elevation (ft)	Measured Well Bottom (ft)	Water Column Hgt. (ft)	One Well Volume (gal)	Total Volume Purged (gal)	Purging Codes	Ferrous Iron (mg/L)	Alkalinity (mg/L)	Remarks
P-2			619.67										Pumping well
P-3	4/4/12	10:35	627.35										Pumping well
P-4	4/4/12	10:45	624.45										Pumping well
PW-1	4/4/12	10:20	619.78										Pumping well
PW-3	4/4/12	7:50	618.28										Pumping well
PW-4	4/4/12	9:50	618.28										Pumping well
B-6M	4/3/12	9:15	615.69	6.13	609.56	19.12	609.56	2.21	~11	6			
B-8M	4/4/12	12:45	618.57	6.01	612.56	17.80	612.56	2.00	~2	3	280.0	0.4	
B-9M	4/5/12	8:25	623.03	8.50	614.53	21.16	614.53	2.15	~9	4			
B-10M	4/5/12	8:10	622.07	10.63	611.44	27.92	611.44	2.94	~1.5	3	0.0	340.0	
B-13M	4/10/12	9:50	617.20	23.87	593.33	36.00	593.33	2.06	~1.5	3	0.2	240.0	
B-17M	4/9/12	8:25	622.07	17.15	604.92	26.02	604.92	1.51	~1.5	3	0.9	280.0	
B-19M	4/10/12	11:15	626.01	19.41	606.60	66.16	606.60	7.95	~1.5	3	0.0	260.0	
B-21M	4/3/12	13:35	622.56	10.40	612.16	26.64	612.16	2.76	14	4			
B-22M	4/10/12	8:15	617.71	24.46	593.25	35.95	593.25	1.95	~2	3	0.0	260.0	
B-23M	4/11/12	10:25	617.71	22.80	594.91	31.68	594.91	1.51	~1.5	3	0.2	240.0	
B-24M	4/8/12	11:45	617.20	12.11	605.09	26.62	605.09	2.47	12.5	4			
B-26M	4/4/12	11:35	618.06	9.21	608.85	30.10	608.85	3.55	18	5			
B-28M	4/3/12	14:15	622.62	24.71	597.91	34.50	597.91	1.66	9	4			
B-32M	4/8/12	12:45	619.35	31.20	588.15	40.52	588.15	1.60	8	4			
B-38M	4/4/12	8:45	609.81	27.80	582.01	41.25	582.01	2.29	12	4			
B-39M	4/5/12	13:10	626.12	15.25	610.87	43.46	610.87	4.88	2	3	0.0	240.0	
B-40M	4/5/12	11:05	626.23	14.93	611.30	57.90	611.30	7.30	~1.5	3	0.1	220.0	
B-41M	4/5/12	7:50	626.31	17.02	609.29	72.61	609.29	9.45	~1	3	0.0	280.0	
B-42M	4/9/12	12:55	623.76	12.52	611.24	45.40	611.24	5.59	~2.5	3	0.1	230.0	
B-43M	4/9/12	11:20	623.64	14.34	609.30	58.88	609.30	7.57	~1	3	0.0	200.0	
B-44M	4/9/12	9:40	623.29	16.52	606.77	84.45	606.77	11.55	~1	3	0.2	200.0	
B-48M	4/10/12	13:00	625.40	14.65	610.75	47.90	610.75		~1.25	3	0.0	240.0	
B-49M	4/11/12	8:10	625.56	24.81	600.75	82.47	600.75	9.80	~1	3	0.0	220.0	
B-56M	4/3/12	10:40	617.78	22.78	595.00	39.61	595.00	2.86	14.5	5			
B-57M	4/2/12	10:22	617.80	24.49	593.31	50.55	593.31	4.43	9	5			
Quarry Pond	4/4/12	8:30											

Purge Codes: 1 - Sample port purged prior to sampling.
2 - Dedicated stainless steel bailer.
3 - Peristaltic pump.
4 - Disposable polyethylene bailer.
5 - Purge pump.
6 - Bladder Pump with flow through cell.

TABLE 3
MONITORING WELL GROUNDWATER SAMPLING DATA
APRIL 2012 QUARTERLY SAMPLING EVENT
FORMER CARBORUNDUM COMPANY
SANBORN, NEW YORK

Monitoring Well ID	Date	Time	Top of Riser Elevation (ft)	pH (standard units)	Specific Conductance (uS/cm)	Temperature (deg C)	Turbidity (NTU)	Remarks
P-2			619.67					Pumping well
P-3	4/4/12	10:35	627.35	7.25	1.35	55.7	9.58	Pumping well
P-4	4/4/12	10:45	624.45	7.0	1.03	55.4	4.7	Pumping well
PW-1	4/4/12	10:20	619.78	6.36	0.81	55.5	1.0	Pumping well
PW-3	4/4/12	7:50	618.28	6.71	1.11	52.5	6.98	Pumping well
PW-4	4/4/12	9:50	618.28	6.41	0.70	50.1	3.53	Pumping well
B-6M	4/3/12	9:15	615.69	6.25	1.06	48.2	46.2	
B-8M	4/4/12	12:45	618.57	7.05	1.15	11.0	19.6	
B-9M	4/5/12	8:25	623.03	6.31	0.39	47.7	55.2	
B-10M	4/5/12	8:10	622.07	6.67	1.05	9.8	5.9	
B-13M	4/10/12	9:50	618.69	6.59	2.5	13.2	8.4	
B-17M	4/9/12	8:25	626.01	6.63	1.08	12.1	6.7	
B-19M	4/10/12	11:15	617.71	6.79	1.06	12.8	1	
B-21M	4/3/12	13:35	618.31	6.66	1.14	52.8	336	
B-22M	4/10/12	8:15	619.35	6.57	1.09	12.0	1.7	
B-23M	4/11/12	10:25	609.81	6.65	1.01	11.2	2.6	
B-24M	4/8/12	11:45	626.12	7.1	1.04	48.7	48.3	
B-26M	4/4/12	11:35	618.06	6.75	0.91	50.1	88.8	
B-28M	4/3/12	14:15	622.62	7.0	1.05	53.5	142	
B-32M	4/8/12	12:45	619.35	7.04	1.08	50.7	17.4	
B-38M	4/4/12	8:45	609.81	6.50	1.11	50.1	33.4	
B-39M	4/5/12	13:10	626.12	6.84	0.937	11.0	3.2	
B-40M	4/5/12	11:05	626.23	7.31	1.06	10.1	7.2	
B-41M	4/5/12	7:50	626.31	6.84	0.856	8.7	5	
B-42M	4/9/12	12:55	623.76	6.71	0.851	13.3	1	
B-43M	4/9/12	11:20	623.64	7.00	1.35	13.0	1	
B-44M	4/9/12	9:40	623.29	7.05	2.94	12.7	4.1	
B-48M	4/10/12	13:00	625.40	6.61	0.780	11.6	3.5	
B-49M	4/11/12	8:10	625.56	6.52	2.60	9.2	7.8	
B-56M	4/3/12	10:40	617.78	7.52	1.29	50.2	218	
B-57M	4/2/12	10:22	617.80	7.07	2.10	50.5	101	
Quarry Pond	4/4/12			6.92	1.61	49.2	3.04	

TABLE 4
MONITORING WELL GROUNDWATER ANALYTICAL RESULT SUMMARY
APRIL 2012 QUARTERLY SAMPLING EVENT
FORMER CARBORUNDUM COMPANY
SANBORN, NEW YORK

Well Id	Lab Sample ID	Sample Date	Carbon Tetrachloride ug/l	Chloroform ug/l	1,1-Dichloroethane ug/l	1,1-Dichloroethene ug/l	Methylene chloride ug/l	trans-1,2-Dichloroethene ug/l	cis-1,2-Dichloroethene ug/l	total-1,2-Dichloroethene ug/l	1,1,1-Trichloroethane ug/l	Trichloroethene ug/l	Vinyl chloride ug/l	Tetrachloroethene ug/l
P-2	6607024	4/4/2012	< 2.0	< 1.6	77	15	< 4.0	4.1 J	710	714.1 J	560	2700	20	< 1.6
P-3	6607022	4/4/2012	< 1.0	< 0.80	< 1.0	< 0.80	< 2.0	1.3 J	38	39.3 J	< 0.80	< 1.0	< 1.0	< 0.80
P-4	6607020	4/4/2012	< 2.0	< 1.6	24	5.1 J	< 4.0	6.7 J	530	536.7 J	8.6 J	1400	7.6 J	< 1.6
PW-1	6607023	4/4/2012	< 1.0	< 0.80	8.9	3.0 J	< 2.0	3.1 J	340	343.1 J	4.3 J	1400	18	< 0.80
PW-3	6607030	4/4/2012	< 2.0	< 1.6	< 2.0	3.0 J	< 4.0	3.4 J	570	573.4 J	< 1.6	2700	3.9 J	< 1.6
PW-4	6607025	4/4/2012	< 1.0	< 0.80	< 1.0	< 0.80	< 2.0	< 0.80	3.7 J	3.7 J	< 0.80	29	< 1.0	< 0.80
B- 6M	6605294	4/3/2012	< 1.0	< 0.80	< 1.0	< 0.80	< 2.0	< 0.80	19	19	< 0.80	250	< 1.0	< 0.80
B- 8M	6607032	4/4/2012	< 20	< 16	< 20	< 16	< 40	< 16	1900	1900	< 16	32000	120	< 16
B- 9M	6605292	4/3/2012	< 1.0	< 0.80	< 1.0	< 0.80	< 2.0	< 0.80	< 0.80	< 0.80	< 0.80	< 1.0	< 1.0	< 0.80
B-10M	6608275	4/5/2012	< 1.0	< 0.80	< 1.0	< 0.80	< 2.0	< 0.80	2.4 J	2.4 J	1.3 J	32	< 1.0	< 0.80
B-13M	6612005	4/10/2012	< 1.0	< 0.80	2.0 J	1.6 J	< 2.0	4.3 J	440	444.3 J	< 0.80	6	140	< 0.80
B-17M	6610602	4/9/2012	< 10	< 8.0	45 J	35 J	< 20	48 J	8900	8948 J	< 8.0	7800	1200	< 8.0
B-19M	6612009	4/10/2012	< 1.0	< 0.80	< 1.0	< 0.80	< 2.0	< 0.80	3.9 J	3.9 J	< 0.80	1.1 J	1.1 J	< 0.80
B-21M	6605291	4/3/2012	< 1.0	< 0.80	< 1.0	< 0.80	< 2.0	< 0.80	< 0.80	< 0.80	< 0.80	< 1.0	< 1.0	< 0.80
B-22M	6612011	4/10/2012	< 1.0	< 0.80	< 1.0	< 0.80	< 2.0	4.0 J	120	124 J	< 0.80	20	< 1.0	< 0.80
B-23M	6613966	4/11/2012	< 1.0	< 0.80	< 1.0	< 0.80	< 2.0	< 0.80	250	250	< 0.80	1.3 J	23	< 0.80
B-24M	6605297	4/3/2012	< 1.0	< 0.80	< 1.0	< 0.80	< 2.0	< 0.80	1.3 J	1.3 J	< 0.80	3.1 J	< 1.0	< 0.80
B-26M	6607021	4/4/2012	< 1.0	< 0.80	< 1.0	< 0.80	< 2.0	< 0.80	< 0.80	< 0.80	< 0.80	< 1.0	< 1.0	< 0.80
B-28M	6605289	4/3/2012	< 1.0	< 0.80	< 1.0	< 0.80	< 2.0	< 0.80	< 0.80	< 0.80	< 0.80	< 1.0	< 1.0	< 0.80
B-32M	6605293	4/3/2012	< 1.0	< 0.80	1.4 J	< 0.80	< 2.0	1.9 J	61	62.9 J	< 0.80	34	1.1 J	< 0.80
B-38M	6607028	4/4/2012	< 1.0	< 0.80	1.2 J	< 0.80	< 2.0	1.4 J	56	57.4 J	< 0.80	40	< 1.0	< 0.80
B-39M	6608278	4/5/2012	< 1.0	< 0.80	< 1.0	< 0.80	< 2.0	< 0.80	3.2 J	3.2 J	< 0.80	10	< 1.0	< 0.80
B-40M	6608277	4/5/2012	< 1.0	< 0.80	< 1.0	< 0.80	< 2.0	< 0.80	3.8 J	3.8 J	< 0.80	6.1	< 1.0	< 0.80
B-41M	6608276	4/5/2012	< 1.0	< 0.80	< 1.0	< 0.80	< 2.0	< 0.80	7.9	7.9	< 0.80	10	< 1.0	< 0.80
B-42M	6610605	4/9/2012	< 1.0	< 0.80	< 1.0	< 0.80	< 2.0	1.7 J	16	17.7 J	< 0.80	13	1.2 J	< 0.80
B-43M	6610604	4/9/2012	< 1.0	< 0.80	< 1.0	< 0.80	< 2.0	< 0.80	15	15	< 0.80	27	< 1.0	< 0.80
B-44M	6610603	4/9/2012	< 1.0	< 0.80	7.2	< 0.80	< 2.0	< 0.80	53	53	< 0.80	68	6.5	< 0.80
B-48M	6612012	4/10/2012	< 1.0	< 0.80	< 1.0	< 0.80	< 2.0	< 0.80	< 0.80	< 0.80	< 0.80	2.1 J	< 1.0	< 0.80
B-49M	6613965	4/11/2012	< 1.0	< 0.80	< 1.0	< 0.80	< 2.0	< 0.80	< 0.80	< 0.80	< 0.80	1.8 J	< 1.0	< 0.80
B-56M	6605298	4/3/2012	< 1.0	< 0.80	< 1.0	< 0.80	< 2.0	< 0.80	10	10	< 0.80	64	< 1.0	< 0.80
B-57M	6605299	4/3/2012	< 1.0	< 0.80	< 1.0	< 0.80	< 2.0	< 0.80	< 0.80	< 0.80	< 0.80	< 1.0	< 1.0	< 0.80
Quarry Pond	6607029	4/4/2012	< 1.0	< 0.80	< 1.0	< 0.80	< 2.0	< 0.80	< 0.80	< 0.80	< 0.80	< 1.0	< 1.0	< 0.80

TABLE 5
NATURAL ATTENUATION ANALYTICAL RESULT SUMMARY
APRIL 2012 QUARTERLY SAMPLING EVENT
FORMER CARBORUNDUM COMPANY
SANBORN, NEW YORK

Compound	UNITS	B- 8M	B-10M	B-13M	B-17M	B-19M	B-22M	B-23M	B-39M	B-40M	B-41M	B-42M	B-43M	B-44M	B-48M	B-49M
BIOCHEMICAL OXYGEN DEMAND (BOD)	mg/l	< 4.9	< 3.8	< 5.1	< 2.9	< 4.4	< 4.1	< 5.5	< 3.9	< 4.0	< 3.9	< 3.2	< 3.7	10.2	< 4.4	22.2
CHLORIDE (AS CL)	mg/l	251	65.7	42.3	79.7	75.1	143	95.8	64.3	47.2	60.2	91.4	62.9	73.9	97.0	28.7
COD - CHEMICAL OXYGEN DEMAND	mg/l	37.3 J	14.5 J	< 12.8	30.4 J	< 12.8	< 12.8	< 12.8	14.5 J	< 12.8	< 12.8	< 12.8	< 12.8	32.7 J	< 12.8	66.9
DISSOLVED ORGANIC CARBON	mg/l	2.3	0.91 J	1.9	4.7	2.1	2.2	2.3	1.9	1.6	1.2	1.8	1.0	0.81 J	2.2	1.5
IRON	mg/l	0.573	0.567	0.286	6.89	0.0388 J	< 0.0141	0.909	0.0763 J	0.971	0.399	< 0.0141	< 0.0141	0.0708 J	< 0.0141	0.0188 J
MANGANESE	mg/l	0.122	0.0060	0.0336	0.136	0.0210	0.0021 J	0.0276	0.0095	0.0203	0.0144	0.0105	0.0113	0.0080	0.0127	0.0157
NITROGEN, NITRATE (AS N)	mg/l	< 0.25	0.74	< 0.25	< 0.25	< 0.25	< 0.25	< 0.25	1.3	0.30 J	< 0.25	0.86	< 0.25	< 0.25	0.71	< 0.25
NITROGEN, NITRITE	mg/l	< 0.40	< 0.40	< 0.40	< 0.40	< 0.40	< 0.40	< 0.40	< 0.40	< 0.40	< 0.40	< 0.40	< 0.40	< 0.40	< 0.40	< 0.40
SULFATE (AS SO4)	mg/l	135	98.7	1540	241	626	311	332	195	308	201	104	517	1650	168	1730

TABLE 6
SECOND QUARTER 2012
GROUNDWATER REMEDIAL SYSTEM PERFORMANCE SUMMARY
Former Carborundum Facility
Sanborn, New York

Well	Category	Units	April 2012	May 2012	June 2012
		Days	30	31	30
P-2	Uptime	(%)	100%	99%	97%
	Average Flow	(gpm)	1.40	2.91	2.19
	Total Flow	(gal)	58,528	159,932	103,060
	VOC Concentration	(ppb)	3,434	3,434	3,434
	Total Contaminant Removed	(lbs)	1.7	4.6	3.0
	% of Total Flow		1.50%	3.64%	2.57%
P-3	Uptime	(%)	100%	99%	97%
	Average Flow	(gpm)	0.01	0.02	0.01
	Total Flow	(gal)	423	772	459
	VOC Concentration	(ppb)	39.3	39.3	39.3
	Total Contaminant Removed	(lbs)	0.0	0.0	0.0
	% of Total Flow		0.01%	0.02%	0.01%
P-4	Uptime	(%)	100%	99%	97%
	Average Flow	(gpm)	0.82	1.27	0.57
	Total Flow	(gal)	37,953	71,496	32,146
	VOC Concentration	(ppb)	1,944	1,944	1,944
	Total Contaminant Removed	(lbs)	0.6	1.2	0.5
	% of Total Flow		0.97%	1.63%	0.80%
PW-1	Uptime	(%)	100%	99%	97%
	Average Flow	(gpm)	28.2	28.7	26.7
	Total Flow	(gal)	1,221,546	1,265,021	1,173,029
	VOC Concentration	(ppb)	1,761	1,761	1,761
	Total Contaminant Removed	(lbs)	18.0	18.6	17.2
	% of Total Flow		31.32%	28.79%	29.26%
PW-3	Uptime	(%)	100%	99%	97%
	Average Flow	(gpm)	0.12	0.15	0.05
	Total Flow	(gal)	6,071	7,137	3,671
	VOC Concentration	(ppb)	3,277	3,277	3,277
	Total Contaminant Removed	(lbs)	0.2	0.2	0.1
	% of Total Flow		0.16%	0.16%	0.09%
PW-4	Uptime	(%)	100%	99%	97%
	Average Flow	(gpm)	60.0	64.7	60.7
	Total Flow	(gal)	2,575,635	2,889,986	2,696,400
	VOC Concentration	(ppb)	33	33	33
	Total Contaminant Removed	(lbs)	0.7	0.8	0.7
	% of Total Flow		66.04%	65.77%	67.26%
GRS Total	Uptime	(%)	100%	99%	97%
	Average Flow	(gpm)	80.7	82.0	77.3
	Total Flow-Mechanical Effluent Meter	(gal)	3,645,756	3,605,411	3,299,291
	VOCs to Influent	(ppm)	585	657	578
	Total Contaminant Removed	(lbs)	17.8	19.8	15.9

- Notes:
1. For the period of 4/01/12 to 6/30/12.
 2. Uptime estimated and reflects potential uptime.
 3. Flow rates are estimated throughout the period due to meter malfunctions.
 4. Total contaminant removed from each well is calculated using the flow through the meter at the well head.
 5. VOC Concentration (in a given well) equals the sum of cis-1,2-DCE, trans-1,2-DCE, TCE, and PCE.
 6. GRS total contaminant removed is based on the percentage of flow through the effluent meter.
 7. Total flow measured at the well heads may differ from total flow through the effluent meter.

APPENDIX A

MONITORING WELL SAMPLING FIELD FORMS

O&M Enterprises, Inc.
MONITORING WELL SAMPLING FIELD FORM
 BP, Sanborn, NY

Monitoring Well I.D.: B-6 Date: 4/3/12 Time Started: 0915 Field Personnel: RC Becken

Weather Conditions: clear cool

Comments:

Initial Readings

Measured Well Bottom (TOR - ft) <u>19.12</u>	Riser Pipe Diameter (in) <u>2 in.</u>
Measured Water Level (TOR - ft) <u>6.13</u>	Conversion Factor (gal/lineal ft) 1.25" = 0.08 <u>2" = 0.17</u> 3" = 0.36
Calculated Water Column Height (ft) <u>12.99</u>	(Circle One) 4" = 0.66 6" = 1.50 8" = 2.60
One Well Volume (gals.) <u>2.21</u>	Five Well Volumes (gals.) <u>11.05</u>

Notes:

Well Conditions

Well Riser Type (Circle one): Stainless Steel Carbon Steel PVC

Casing Condition:	<u>OK</u>	Repair Required:
Cap Condition:	<u>OK</u>	Repair Required:
Paint Condition:	<u>OK</u>	Repair Required:
Lock Condition:	<u>OK</u>	Repair Required:
Inner Casing Condition:	<u>OK</u>	Repair Required:
Surface Seal Condition:	<u>OK</u>	Repair Required:

Other:

Purge Information

Purging Method (Circle one): Stainless Steel Bailor Peristaltic Pump Polyethylene Bailor Sample Port (Pumping Wells Only)

Well Volume	Gallons Purged (gal)	Temperature (deg C)	Specific Conductivity (mS/cm)	Turbidity (NTU's)	Comments
<u>2.21</u>	<u>~2.2</u>	<u>48.0</u>	<u>1.66</u>	<u>194</u>	
	<u>~4.4</u>	<u>47.5</u>	<u>1.45</u>	<u>1000+</u>	
	<u>~6.6</u>	<u>48.1</u>	<u>1.29</u>	<u>401</u>	
	<u>~8.8</u>	<u>47.7</u>	<u>1.24</u>	<u>121</u>	

Comments: Amount purged ~11

Sampling Information

Date: 4/3/12 Time Sampled: 1000 Field Personnel: R C Becken

Measured Water Level (TOR ft): 17.56

Sampling Method (Circle one): Stainless Steel Bailor Peristaltic Pump Polyethylene Bailor Sample Port (Pumping Wells Only)

Sample ID	Temperature (deg C)	pH (SU)	Specific Conductivity (mS/cm)	Turbidity (NTU's)	Comments
<u>B-6</u>	<u>48.2</u>	<u>~6.25</u>	<u>1.06</u>	<u>46.2</u>	

QA/QC Samples Taken: MIS + MIS (1)

Comments:

Signature

Sampler (Print): Richard C. Becken Sampler (signature): [Signature] Date: 4/3/12

BP, Sanborn, NY

Comments:

Initial Readings

Measured Water Level (TOR-ft) 6.01 One Well Volume (gal.) 2.0

Notes

Well Condition

Other:	OK	Repair Required:
--------	----	------------------

Public Information

Water Level after Pumping (TOR ft.) 6.12

Comments:

Sampling Information

Time	Temperature	pH	Conductivity	Dissolved	Region	Water	Turbidity	Flow Rate
------	-------------	----	--------------	-----------	--------	-------	-----------	-----------

[illegible]

QA/QC Samples Taken:

Comments: Ferrous Iron = 0.4 mg/l Alkalinity as CaCO_3 = 280 mg/L

Signature

Sampler (Print)

Sampler (signature):

Richard C. Becken

Date. 4/4/12

O&M Enterprises, Inc.
MONITORING WELL SAMPLING FIELD FORM
 BP, Sahbom, NY

Monitoring Well I.D.: B-9 Date: 4/3/12 Time Started: 0825 Field Personnel: RC Becken

Weather Conditions: clear cool

Comments:

Initial Readings

Measured Well Bottom (TOR - ft) 21.16 Riser Pipe Diameter (in) 2 in.
 Measured Water Level (TOR - ft) 8.5 Conversion Factor (gal/lineal ft) 1.25" = 0.08 2" = 0.17 3" = 0.38
 Calculated Water Column Height (ft) 12.66 (Circle One) 4" = 0.66 6" = 1.50 8" = 2.60
 One Well Volume (gals.) 2.15 Five Well Volumes (gals.) 10.76

Notes:

Well Conditions

Well Riser Type (Circle one): Stainless Steel Carbon Steel PVC
 Casing Condition: OK Repair Required:
 Cap Condition: OK Repair Required:
 Paint Condition: OK Repair Required:
 Lock Condition: OK Repair Required:
 Inner Casing Condition: OK Repair Required:
 Surface Seal Condition: OK Repair Required:

Other:

Purge Information

Purging Method (Circle one): Stainless Steel Bailor Peristaltic Pump Sample Port (Pumping Wells Only)
Teflon Bailor Polyethylene Bailor Other:

Well Volume	Gallons Purged (gal)	Temperature (deg C)	Specific Conductivity (mS/cm)	Turbidity (NTU's)	Comments
<u>2.15</u>	<u>~2</u>	<u>51.1</u>	<u>0.38</u>	<u>52.2</u>	
	<u>~4.5</u>	<u>47.7</u>	<u>0.38</u>	<u>46.6</u>	
	<u>~6.9</u>	<u>47.2</u>	<u>0.39</u>	<u>41.2</u>	
	<u>~9</u>	<u>47.0</u>	<u>0.39</u>	<u>38.1</u>	

Comments: Amount purged ~9

Sampling Information

Date: 4/3/12 Time Sampled: 0905 Field Personnel: R C Becken

Measured Water Level (TOR ft.): 8.5

Sampling Method (Circle one): Stainless Steel Bailor Peristaltic Pump Sample Port (Pumping Wells Only)
Teflon Bailor Polyethylene Bailor Other:

Sample ID	Temperature (deg C)	pH (S.U.)	Specific Conductivity (mS/cm)	Turbidity (NTU's)	Comments
<u>B-9</u>	<u>17.7</u>	<u>6.31</u>	<u>0.39</u>	<u>55.2</u>	

QA/QC Samples Taken: Field Dup #1

Comments:

Signature

Sampler (Print): Richard C. Becken

Sampler (signature): Richard C Becken

Date: 4/3/12

LOW-FLOW SAMPLING FIELD FORM

O&M ENTERPRISES, Inc.

BP, Sanborn, NY

Monitoring Well ID: B-10 Date: 4/5/12 Time Started: 0810 Field Personnel: RCB

Weather Conditions: overcast cool Time Ended: 0925

Comments:

Initial Readings

Measured Well Bottom (TOR-ft) 27.92 Riser Pipe Diameter (in.) 2

Measured Water Level (TOR-ft) 10.63 One Well Volume (gal.) 2.94

Notes

Well Condition

Well Riser Type	Stainless Steel	Carbon Steel	PVC
Casing Condition:	OK	Repair Required:	
Cap Condition:	OK	Repair Required:	
Paint Condition:	OK	Repair Required:	
Lock Condition:	OK	Repair Required:	
Inner Casing Condition:	OK	Repair Required:	
Surface Seal Condition:	OK	Repair Required:	
Other:	OK	Repair Required:	

Purge Information

Purging Method: Stainless Steel Bailor Peristaltic Pump Grundfos Pump Teflon Bailor
 Place an X in one box: Polyethylene Bailor Bladder Pump Other:
 Amount Purged: ~1.5 gal Flow Rate (mL per minute): ~125 mL/min
 Water Level after Purging (TOR ft) 10.77

Comments:

Sampling Information

Date: 4/5/12 Time Sampled: 0910 Field Personnel: R C Becken

Measured Water Level (TOR ft) 10.77

Sampling Method: Stainless Steel Bailor Peristaltic Pump Grundfos Pump Teflon Bailor

Place an X in box: Polyethylene Bailor Bladder Pump Other:

Time Elapsed min	Temperature	pH	Conductivity	Dissolved Oxygen	Redox	Water Level	Turbidity	Flow Rate
5	10.39	6.26	1.06	0.86	6.7	10.75	23.2	~125 mL/min
10	10.14	6.41	1.06	0.0	50	10.75	9.1	" " "
15	9.95	6.45	1.06	0.0	54	10.76	4.6	" " "
20	9.71	6.45	1.05	0.0	53	10.77	4.7	" " "
25	9.77	6.45	1.05	0.0	47	10.77	4.8	" " "
30	9.85	6.55	1.05	0.0	40	10.77	4.7	" " "
35	9.76	6.68	1.05	0.0	31	10.77	5.3	" " "
40	9.75	6.67	1.05	0.0	31	10.77	5.9	" " "

QA/QC Samples Taken:

Comments: Ferrous Iron = 0 mg/L Alkalinity as CaCO₃ = 34 mg/L

Signature

Sampler (Print) Richard C Becken Sampler (signature): [Signature]

Richard C. Becken Date: 4/5/12

EP, Sanborn, NY

Richard C. Becken *Richard C. Becken* Date: 9/10/12

O&M Enterprises, Inc.
MONITORING WELL SAMPLING FIELD FORM
 BP, Sanborn, NY

Monitoring Well I.D.: B-21 Date: 4/3/12 Time Started: 1335 Field Personnel: RC Becken

Weather Conditions: clear warm

Comments:

Initial Readings

Measured Well Bottom (TOR - ft) <u>26.64</u>	Riser Pipe Diameter (in) <u>2 in.</u>
Measured Water Level (TOR - ft) <u>10.4</u>	Conversion Factor (gal/lineal ft) <u>1.25" = 0.08</u> <u>2" = 0.17</u> <u>3" = 0.38</u>
Calculated Water Column Height (ft) <u>16.24</u>	(Circle One) <u>4" = 0.66</u> <u>6" = 1.50</u> <u>8" = 2.60</u>
One Well Volume (gals.) <u>2.76</u>	Five Well Volumes (gals.) <u>13.8</u>

Notes:

Well Conditions

Well Riser Type (Circle one):	<u>Stainless Steel</u>	<u>Carbon Steel</u>	<u>PVC</u>
Casing Condition:	<u>OK</u>	Repair Required:	
Cap Condition:	<u>OK</u>	Repair Required:	
Paint Condition:	<u>OK</u>	Repair Required:	<u>N/A</u>
Lock Condition:	<u>OK</u>	Repair Required:	<u>N/A</u>
Inner Casing Condition:	<u>OK</u>	Repair Required:	
Surface Seal Condition:	<u>OK</u>	Repair Required:	

Other:

Purge Information

Purging Method (Circle one): Stainless Steel Bailor Peristaltic Pump Sample Port (Pumping Wells Only)
Teflon Bailor Polyethylene Bailor Other:

Well Volume	Gallons Purged (gal)	Temperature (deg C)	Specific Conductivity (mS/cm)	Turbidity (NTU's)	Comments
<u>2.76</u>	<u>~2.75</u>	<u>53.2</u>	<u>1.06</u>	<u>386</u>	
	<u>~5</u>	<u>52.6</u>	<u>1.10</u>	<u>873</u>	
	<u>~7.75</u>	<u>52.5</u>	<u>1.12</u>	<u>1000+</u>	
	<u>~10</u>	<u>52.6</u>	<u>1.12</u>	<u>1000+</u>	

Comments: Amount purged 14 gal

Sampling Information

Date: 4/3/12 Time Sampled: 1410 Field Personnel: R C Becken

Measured Water Level (TOR ft): 11.75

Sampling Method (Circle one): Stainless Steel Bailor Peristaltic Pump Sample Port (Pumping Wells Only)
Teflon Bailor Polyethylene Bailor Other:

Sample ID	Temperature (deg C)	pH (± 0.1)	Specific Conductivity (mS/cm)	Turbidity (NTU's)	Comments
<u>B-21</u>	<u>52.8</u>	<u>6.66</u>	<u>1.14</u>	<u>336</u>	

QA/QC Samples Taken:

Comments:

Signature

Sampler (Print): Richard C. Becken Sampler (signature): Richard C. Becken Date: 4/3/12

BP, Sanborn, NY

Weather Conditions: clear wind cool Time Ended: 0925

Comments:

Initial Readings

Measured Water Level (TOR-R)	24.46	One Well Volume (gal.)	195
------------------------------	-------	------------------------	-----

Notes:

Well Condition

Other	OK	Repair Required:
-------	----	------------------

Purpose Information

Water Level after Pumping (TOR ft.) 24.4

Comments.

Sampling Information

Measured Water Level (TOR ft) 24.4

Time	Temperature	pH	Conductivity	Dissolved	Resox	Water	Turbidity	Flow Rate
------	-------------	----	--------------	-----------	-------	-------	-----------	-----------

Elapsed min				Oxygen		Low			
5	12.94	6.02	1.07	2.36	-28	24.4	42.2	6160 mi/mm	
10	12.43	6.22	1.08	0.52	-13	24.4	16.9		
15	12.11	6.34	1.09	0.44	-2	24.4	6.2		
20	12.08	6.41	1.08	0.18	3	24.4	3.6		
25	11.95	6.51	1.09	0.0	12	24.4	1.0		
30	11.96	6.56	1.09	0.0	17	24.4	1.8		
35	11.99	6.56	1.09	0.0	18	24.4	1.0		
40	12.0	6.57	1.09	0.0	21	24.4	1.7		

QA/QC Samples Taken:

Comments: Alkalinity as $\text{CaCO}_3 = 260 \text{ mg/L}$ Ferrous Iron = 0 mg/L

Signature

Sampler (Print)

Sample signature

Richard C. Becken

Zehedi (Bak)

Date: 4/10/12

BP, Sanborn, NY

Date: 4/11/12

O&M Enterprises, Inc.
MONITORING WELL SAMPLING FIELD FORM
 BP, Sanborn, NY

Monitoring Well I.D.: B-24 Date: 4/8/12 Time Started: 1145 Field Personnel: RC Becken
 Weather Conditions: overcast and
 Comments:

Initial Readings

Measured Well Bottom (TOR - ft) 26.62 Riser Pipe Diameter (in) 2 in.
 Measured Water Level (TOR - ft) 12.11 Conversion Factor (gal/lineal ft) 1.25 = 1.08 2" = 0.17 3" = 0.38
 Calculated Water Column Height (ft) 14.51 (Circle One) 4" = 0.66 6" = 1.50 8" = 2.60
 One Well Volume (gals.) 2.47 Five Well Volumes (gals.) 12.3

Notes:

Well Conditions

Well Riser Type (Circle one): Stainless Steel Carbon Steel PVC
 Casing Condition: OK Repair Required:
 Cap Condition: OK Repair Required:
 Paint Condition: OK Repair Required:
 Lock Condition: OK Repair Required:
 Inner Casing Condition: OK Repair Required:
 Surface Seal Condition: OK Repair Required:
 Other:

Purge Information

Purging Method (Circle one): Stainless Steel Bailor Peristaltic Pump Sample Port (Pumping Wells Only)
Teflon Bailor Polyethylene Bailor Other:

Well Volume	Gallons Pumped (est)	Temperature (deg C)	Specific Conductivity (mS/cm)	Turbidity (NTU's)	Comments
<u>2.47</u>	<u>~2.5</u>	<u>48.8</u>	<u>1.12</u>	<u>60.8</u>	
	<u>~5</u>	<u>48.6</u>	<u>1.04</u>	<u>49.4</u>	
	<u>~7.5</u>	<u>48.8</u>	<u>1.04</u>	<u>46.9</u>	
	<u>~10</u>	<u>48.5</u>	<u>1.05</u>	<u>41.3</u>	

Comments: Amount purged 12.5 well has bend or a kink in it, purge pump will not pass, bailor does

Sampling Information

Date: 4/8/12 Time Sampled: 1225 Field Personnel: RC Becken
 Measured Water Level (TOR ft.): 12.2
 Sampling Method (Circle one): Stainless Steel Bailor Peristaltic Pump Sample Port (Pumping Wells Only)
Teflon Bailor Polyethylene Bailor Other:

Sample ID	Temperature (deg C)	pH (S.U.)	Specific Conductivity (mS/cm)	Turbidity (NTU's)	Comments
<u>B-24</u>	<u>48.7</u>	<u>7.1</u>	<u>1.04</u>	<u>48.3</u>	

QA/QC Samples Taken:

Comments:

Signature

Sampler (Print): Richard C. Becken Sampler (signature): Richard C. Becken Date: 4/4/12

O&M Enterprises, Inc.
MONITORING WELL SAMPLING FIELD FORM
 BP, Sanborn, NY

Monitoring Well I.D.: B-26 Date: 4/4/12 Time Started: 1135 Field Personnel: RC Becken
 Weather Conditions: clear cool windy
 Comments:

Initial Readings

Measured Well Bottom (TOR - ft) 30.1 Riser Pipe Diameter (in) 2 in.
 Measured Water Level (TOR - ft) 9.21 Conversion Factor (gal/lineal ft) 1.25" = 0.08 2" = 0.17 3" = 0.38
 Calculated Water Column Height (ft) 20.89 (Circle One) 4" = 0.66 6" = 1.50 8" = 2.60
 One Well Volume (gals.) 3.55 Five Well Volumes (gals.) 17.76

Notes:

Well Conditions

Well Riser Type (Circle one): Stainless Steel Carbon Steel PVC
 Casing Condition: OK Repair Required:
 Cap Condition: OK Repair Required:
 Paint Condition: OK Repair Required:
 Lock Condition: OK Repair Required:
 Inner Casing Condition: OK Repair Required:
 Surface Seal Condition: OK Repair Required:
 Other:

Purge Information

Purging Method (Circle one): Stainless Steel Bailor Peristaltic Pump Sample Port (Pumping Wells Only)
 Teflon Bailor Polyethylene Bailor Other: purge pump

Well Volume	Gallons Purged (gal)	Temperature (deg C)	Specific Conductivity (mS/cm)	Turbidity (NTU's)	Comments
<u>3.55</u>	<u>3.5</u>	<u>52.6</u>	<u>0.93</u>	<u>19.7</u>	
	<u>7.0</u>	<u>51.6</u>	<u>0.93</u>	<u>5.77</u>	
	<u>10.5</u>	<u>51.0</u>	<u>0.93</u>	<u>12.6</u>	
	<u>14.0</u>	<u>50.8</u>	<u>0.92</u>	<u>18.5</u>	

Comments: Amount purged 18 gal

Sampling Information

Date: 4/4/12 Time Sampled: 1200 Field Personnel: R C Becken
 Measured Water Level (TOR ft): 18.52
 Sampling Method (Circle one): Stainless Steel Bailor Peristaltic Pump Sample Port (Pumping Wells Only)
 Teflon Bailor Polyethylene Bailor Other:

Sample I.D	Temperature (deg C)	pH (S.U.)	Specific Conductivity (mS/cm)	Turbidity (NTU's)	Comments
<u>B-26</u>	<u>50.1</u>	<u>6.75</u>	<u>0.91</u>	<u>88.8</u>	

QA/QC Samples Taken:

Comments:

Signature

Sampler (Print): Richard C. Becken Sampler (signature): [Signature] Date: 4/4/12

O&M Enterprises, Inc.
MONITORING WELL SAMPLING FIELD FORM
 BP, Sanborn, NY

Monitoring Well I.D.: B-28 Date: 4/3/12 Time Started: 1415 Field Personnel: RC Becken

Weather Conditions: clear warm

Comments:

Initial Readings

Measured Well Bottom (TOR - ft) <u>34.5</u>	Riser Pipe Diameter (in) <u>2 in.</u>
Measured Water Level (TOR - ft) <u>24.71</u>	Conversion Factor (gal/lineal ft) <u>1.25" = 0.08</u> <u>2" = 0.17</u> <u>3" = 0.36</u>
Calculated Water Column Height (ft) <u>9.79</u>	(Circle One) <u>4" = 0.66</u> <u>6" = 1.50</u> <u>8" = 2.60</u>
One Well Volume (gals.) <u>1.66</u>	FiveWell Volumes (gals.) <u>8.3</u>

Notes:

Well Conditions

Well Riser Type (Circle one): Stainless Steel Carbon Steel PVC

Casing Condition:	<u>OK</u>	Repair Required:
Cap Condition:	<u>OK</u>	Repair Required:
Paint Condition:	<u>OK</u>	Repair Required: <u>NA</u>
Lock Condition:	<u>OK</u>	Repair Required: <u>NA</u>
Inner Casing Condition:	<u>OK</u>	Repair Required:
Surface Seal Condition:	<u>OK</u>	Repair Required:

Other:

Purge Information

Purging Method (Circle one): Stainless Steel Bailor Peristaltic Pump Polyethylene Bailor Sample Port (Pumping Wells Only)

Well Volume	Gallons Purged (gal)	Temperature (deg C)	Specific Conductivity (mS/cm)	Turbidity (NTU's)	Comments
<u>1.66</u>	<u>~1.66</u>	<u>57.1</u>	<u>1.01</u>	<u>1004</u>	
	<u>~3.32</u>	<u>54.2</u>	<u>1.00</u>	<u>527</u>	
	<u>~4.98</u>	<u>53.7</u>	<u>1.01</u>	<u>512</u>	
	<u>~6.64</u>	<u>53.5</u>	<u>1.02</u>	<u>424</u>	

Comments: Amount purged 9 gal

Sampling Information

Date: 4/3/12 Time Sampled: 1450 Field Personnel: R C Becken

Measured Water Level (TOR ft): 26.15

Sampling Method (Circle one): Stainless Steel Bailor Peristaltic Pump Polyethylene Bailor Sample Port (Pumping Wells Only)

Sample I.D.	Temperature (deg C)	pH (S.U.)	Specific Conductivity (mS/cm)	Turbidity (NTU's)	Comments
<u>B-28</u>	<u>53.5</u>	<u>7.0</u>	<u>1.05</u>	<u>142</u>	

QA/QC Samples Taken:

Comments:

Signature

Sampler (Print): Richard C. Becken

Sampler (signature): Richard C Becken

Date: 4/3/12

O&M Enterprises, Inc.
MONITORING WELL SAMPLING FIELD FORM
 BP, Sanborn, NY

Monitoring Well I.D.: B-32 Date: 4/3/12 Time Started: 1245 Field Personnel: RC Becken
 Weather Conditions: overcast cool
 Comments:

Initial Readings

Measured Well Bottom (TOR - ft) 40.52 Riser Pipe Diameter (in) 2 in.
 Measured Water Level (TOR - ft) 31.2 Conversion Factor (gal/lineal ft) 1.25" = 0.08 2" = 0.17 3" = 0.38
 Calculated Water Column Height (ft) 9.32 (Circle One) 4" = 0.66 6" = 1.60 8" = 2.60
 One Well Volume (gals.) 1.6 FiveWell Volumes (gals.) 7.9

Notes:

Well Conditions

Well Riser Type (Circle one): Stainless Steel Carbon Steel PVC
 Casing Condition: OK Repair Required:
 Cap Condition: OK Repair Required:
 Paint Condition: OK Repair Required:
 Lock Condition: OK Repair Required:
 Inner Casing Condition: OK Repair Required:
 Surface Seal Condition: OK Repair Required:
 Other:

Purge Information

Purging Method (Circle one): Stainless Steel Bailor Peristaltic Pump Sample Port (Pumping Wells Only)
Teflon Bailor Polyethylene Bailor Other:

Well Volume	Gallons Purged (gal)	Temperature (deg C)	Specific Conductivity (mS/cm)	Turbidity (NTU's)	Comments
<u>1.6</u>	<u>~1.6</u>	<u>49.8</u>	<u>1.18</u>	<u>175</u>	
	<u>~3.2</u>	<u>50.1</u>	<u>1.16</u>	<u>86.1</u>	
	<u>~4.8</u>	<u>50.2</u>	<u>1.05</u>	<u>89.4</u>	
	<u>~6.4</u>	<u>50.0</u>	<u>1.05</u>	<u>85.4</u>	

Comments: Amount purged 8 gal

Sampling Information

Date: 4/3/12 Time Sampled: 1320 Field Personnel: R C Becken

Measured Water Level (TOR ft): 31.3

Sampling Method (Circle one): Stainless Steel Bailor Peristaltic Pump Sample Port (Pumping Wells Only)
Teflon Bailor Polyethylene Bailor Other:

Sample ID	Temperature (deg C)	pH (S.U.)	Specific Conductivity (mS/cm)	Turbidity (NTU's)	Comments
<u>B-32</u>	<u>50.7</u>	<u>7.04</u>	<u>1.08</u>	<u>17.4</u>	

QA/QC Samples Taken:

Comments:

Signature

Sampler (Print): Richard C. Becken Sampler (signature): Richard C. Becken Date: 4/3/12

O&M Enterprises, Inc.
MONITORING WELL SAMPLING FIELD FORM
 BP, Sanborn, NY

Monitoring Well I.D.: B-38 Date: 4/4/12 Time Started: 8:45 Field Personnel: RC Becken
 Weather Conditions: clear sunny cool
 Comments:

Initial Readings

Measured Well Bottom (TOR - ft) 41.25 Riser Pipe Diameter (in) 2 in.
 Measured Water Level (TOR - ft) 27.8 Conversion Factor (gal/lineal ft) 1.25" = 0.08 2" = 0.17 3" = 0.38
 Calculated Water Column Height (ft) 13.45 (Circle One) 4" = 0.66 6" = 1.50 8" = 2.60
 One Well Volume (gals.) 2.29 Five Well Volumes (gals.) 11.4

Notes:

Well Conditions

Well Riser Type (Circle one): Stainless Steel Carbon Steel PVC
 Casing Condition: (OK) Repair Required:
 Cap Condition: (OK) Repair Required:
 Paint Condition: (OK) Repair Required:
 Lock Condition: (OK) Repair Required:
 Inner Casing Condition: (OK) Repair Required:
 Surface Seal Condition: (OK) Repair Required:
 Other:

Purge Information

Purging Method (Circle one): Stainless Steel Bailor Peristaltic Pump Sample Port (Pumping Wells Only)
Teflon Bailor Polyethylene Bailor Other:

Well Volume	Gallons Purged (gal)	Temperature (deg C)	Specific Conductivity (mS/cm)	Turbidity (NTU's)	Comments
<u>2.29</u>	<u>~2.3</u>	<u>49.3</u>	<u>1.17</u>	<u>152</u>	
	<u>~4.6</u>	<u>50.1</u>	<u>1.16</u>	<u>135</u>	
	<u>~6.9</u>	<u>50.3</u>	<u>1.09</u>	<u>111</u>	
	<u>~9.2</u>	<u>50.3</u>	<u>1.02</u>	<u>82.4</u>	

Comments: Amount purged 12 gal

Sampling Information

Date: 4/4/12 Time Sampled: 0926 Field Personnel: RC Becken
 Measured Water Level (TOR ft): 28.04

Sampling Method (Circle one): Stainless Steel Bailor Peristaltic Pump Sample Port (Pumping Wells Only)
Teflon Bailor Polyethylene Bailor Other:

Sample ID	Temperature (deg C)	pH (S.U.)	Specific Conductivity (mS/cm)	Turbidity (NTU's)	Comments
<u>B-38</u>	<u>50.1</u>	<u>6.50</u>	<u>1.11</u>	<u>33.4</u>	

QA/QC Samples Taken:

Comments:

Signature

Sampler (Print): Richard C. Becken Sampler (signature): Richard C. Becken Date: 4/4/12

BP, Sanborn, NY

Date. 4/5/12

BP, Sanborn, NY

Weather Conditions. *overcast* Time Ended.

Comments.

Initial Readings

Measured Water Level (TOR-ft)	14.93	One Well Volume (gal.)	7.3
-------------------------------	-------	------------------------	-----

Ngires

Well Condition

Well Bore Type	Stainless Steel	Carbon Steel	PVC
Casing Condition:	OK	Repair Required.	
Cap Condition:	OK	Repair Required.	
Paint Condition:	OK	Repair Required.	
Lock Condition:	OK	Repair Required.	
Inner Casing Condition:	OK	Repair Required.	
Surface Seal Condition:	OK	Repair Required.	
Other:	OK	Repair Required.	

Purog International

Purging Method:	Stainless Steel Baller	<u>Peristaltic Pump</u>	Grinder's Pump	Teflon Baller
Place an X in one box	Polystyrene Baller	Diaphragm Pump	Other	

Amount Purged: ~ 1.5 gal	Flow Rate (mL per minute): ~ 120 mL/min
--------------------------	---

Water Level after Pumping (TOR ft) 15.01

Comments:

Sampling Information

Date 4/5/12	Time Sampled 1220	Field Personnel: R C Becken
-------------	-------------------	-----------------------------

Measured Water Level (TOR ft) 15.0

Sampling Method place an X in box	Stainless Steel Ball	<u>Peristaltic Pump</u>	Grindos Pump	Teflon Ball
	Polyethylene Ball	Diaphragm Pump	Other	

Time Elapsed min	Temperature	pH	Conductivity	Dissolved Oxygen	Redox	Water Level	Turbidity	Flow Rate
5	9.52	7.23	1.05	8.87	14	15.0	6.2	~120 ml/min
10	9.72	7.29	1.05	3.43	-19	15.0	5.6	" " "
15	9.93	7.32	1.85	3.21	-27	15.0	5.9	
20	9.86	7.35	1.05	3.06	-28	15.0	5.8	
25	9.54	7.34	1.05	2.96	-39	15.01	6.3	
30	10.03	7.33	1.05	2.78	-48	15.01	6.8	
35	9.72	7.31	1.06	2.62	-56	15.01	6.8	
40	10.04	7.31	1.06	2.59	-60	15.01	7.1	
45	10.01	7.31	1.06	2.55	-59	15.01	7.1	
50	10.05	7.31	1.06	2.51	-58	15.01	7.2	

QA/QC Samples Taken:

Comments: Ferrous Iron = 0.1 mg/L Alkalinity as CaCO₃ = 220 mg/L

Signature

Sampler (Print)

Sampler (signature):

Richard C. Becken

Richard C. Barber

Date. 4/5/12

BP, Sanborn, NY

Date. 4/5/12

BP, Sanborn, NY

Monitoring Well ID: 3-43 Date: 4/9/12 Time Started: 11:20 Field Personnel: RCB

Weather Conditions: windy clear sunny cool Time Ended: _____

Comments:

Initial Readings

Measured Well Bottom (TOR-ft) 58.58 Riser Pipe Diameter (in.) 2

Measured Water Level (TOR-ft) 14.34 One Well Volume (gal.) 7.57

Notes

Notes: Pump cannot pump slow enough to stabilize water level

Wolf Condition

Well Riser Type	Stainless Steel >	Carbon Steel	PVC
Casing Condition:	OK	Repair Required:	
Cap Condition:	OK	Repair Required:	
Paint Condition:	OK	Repair Required:	
Lock Condition:	OK	Repair Required:	
Inner Casing Condition:	OK	Repair Required:	
Surface Seal Condition:	OK	Repair Required:	
Other:	OK	Repair Required:	

Further Information

Purging Method:	Stainless Steel Baller	Pressure Pump	Grundfos Pump	Teflon Baller
-----------------	------------------------	--------------------------	---------------	---------------

Place an X in one box	Polystyrene Beaker	Water Pump	Other
-----------------------	--------------------	------------	-------

Amount Pumped: ~ 1 gal
Water Level after Pumping (TOR ft.) 15.71

Comments

Sampling Information

Date: 4/9/12	Time Sampled: 1245	Field Personnel: R C Becken
--------------	--------------------	-----------------------------

Measured Water Level (TOR ft) 15.8

Sampling Method Place an X in box	<input type="checkbox"/> Gasless Steel Boiler	<input checked="" type="checkbox"/> Paraffin Pump	<input type="checkbox"/> Grinding Pump	<input type="checkbox"/> Jeton Boiler
	<input type="checkbox"/> Polyethylene Boiler	<input type="checkbox"/> Bladder Furnace	<input type="checkbox"/> Other	

Time Elapsed min	Temperature	pH	Conductivity	Dissolved Oxygen	BOD ₅	Water Level	Turbidity	Flow Rate
5	12.92	7.4	1.37	4.2	-252	14.91	1.2	~80 ml/min
10	12.84	7.34	1.35	3.46	-247	15.01	1.3	~70 ml/min
15	12.79	7.25	1.35	3.31	-238	15.05	1.2	
20	12.87	7.21	1.35	2.13	-232	15.11	1	
25	12.97	7.19	1.34	1.49	-226	15.2	1	
30	12.93	7.08	1.35	0.57	-212	15.31	1	
35	12.91	7.02	1.35	0	-211	15.4	1.1	
40	12.95	7.02	1.36	0	-206	15.51	1.0	
45	12.96	7.00	1.35	0	-204	15.59	1.1	
50	12.97	7.02	1.35	0	-207	15.65	1.0	
55	12.99	7.00	1.35	0	-209	15.71	1.0	


QA/QC Samples Taken:

Comments: Ferrous Iron = 0 mg/L Alkalinity as CaCO_3 = 200 mg/L
Signature

Signature

Sampler (Print)	Sampler (signature)
-----------------	---------------------

Richard C. Becken

Sampler (signature): 

Date: 4/9/12

BP, Sanborn, NY

Date. 4/9/12

BP, Sanborn, NY

Weather Conditions. overcast cool Time Ended. 1005

Comments.

Initial Readings

Measured Water Level (TOP-ft) 24.81 One Well Volume (gal) 9.8

Notes

Half Condition

Other	OK	Repair Required
-------	----	-----------------

Purchase Information

Water Level after Pumping (TOR ft) = 25.82

Comments:

Sampling Information

Measured Water Level (TOR ft) 25.82

Time	Temperature	pH	Conductivity	Dissolved	Redox	Water	Turbidity	Flow Rate
------	-------------	----	--------------	-----------	-------	-------	-----------	-----------

50	9.70	6.52	2.60	0.0	-372	25.82	7.8
----	------	------	------	-----	------	-------	-----

QA/QC Samples Taken: Field Dup^{ts} 3

Comments: Ferrrous Iron = 0 mg/L Alkalinity as CaCO₃ = 225 mg/L

Signature

Sampler (Print)

Sanjiv (signature):

Richard C. Becker

Date. 4/11/12

O&M Enterprises, Inc.
MONITORING WELL SAMPLING FIELD FORM
 BP, Sanborn, NY

Monitoring Well I.D.: B-56 Date: 4/3/12 Time Started: 1040 Field Personnel: RC Becken
 Weather Conditions: clear cool
 Comments:

Initial Readings

Measured Well Bottom (TOR - ft) 39.61 Riser Pipe Diameter (in) 2 in.
 Measured Water Level (TOR - ft) 22.78 Conversion Factor (gal/lineal ft) 1.25" = 0.08 2" = 0.17 3" = 0.38
 Calculated Water Column Height (ft) 16.83 (Circle One) 4" = 0.66 6" = 1.50 8" = 2.60
 One Well Volume (gals.) 2.86 Five Well Volumes (gals.) 14.3

Notes:

Well Conditions

Well Riser Type (Circle one): Stainless Steel Carbon Steel PVC
 Casing Condition: OK Repair Required:
 Cap Condition: OK Repair Required:
 Paint Condition: OK Repair Required:
 Lock Condition: OK Repair Required:
 Inner Casing Condition: OK Repair Required:
 Surface Seal Condition: OK Repair Required:
 Other:

Purge Information

Purging Method (Circle one): Stainless Steel Bailor Peristaltic Pump Sample Port (Pumping Wells Only)
 Teflon Bailor Polyethylene Bailor Other: Purge Pump

Well Volume	Gallons Purged (gal)	Temperature (deg C)	Specific Conductivity (mS/cm)	Turbidity (NTU's)	Comments
<u>2.86</u>	<u>~2.75</u>	<u>50.9</u>	<u>1.41</u>	<u>461</u>	
	<u>~5.5</u>	<u>50.5</u>	<u>1.02</u>	<u>154</u>	
	<u>~8.25</u>	<u>50.6</u>	<u>0.91</u>	<u>43.9</u>	
	<u>~11</u>	<u>50.5</u>	<u>0.87</u>	<u>29.4</u>	

Comments: Amount purged 14.5 gal

Sampling Information

Date: 4/3/12 Time Sampled: 1115 Field Personnel: RC Becken

Measured Water Level (TOR ft.): 25.52

Sampling Method (Circle one): Stainless Steel Bailor Peristaltic Pump Sample Port (Pumping Wells Only)
 Teflon Bailor Polyethylene Bailor Other:

Sample ID	Temperature (deg C)	pH (S.U.)	Specific Conductivity (mS/cm)	Turbidity (NTU's)	Comments
<u>B-56</u>	<u>50.2</u>	<u>7.52</u>	<u>1.29</u>	<u>218</u>	

QA/QC Samples Taken:

Comments:

Signature

Sampler (Print): Richard C. Becken

Sampler (signature): Richard C. Becken

Date: 4/3/12

O&M Enterprises, Inc.
MONITORING WELL SAMPLING FIELD FORM
 BP, Sanborn, NY

Monitoring Well I.D.: B-57 Date: 4/3/12 Time Started: 1022 Field Personnel: RC Becken
 Weather Conditions: clear cool
 Comments:

Initial Readings

Measured Well Bottom (TOR - ft) 50.55 Riser Pipe Diameter (in) 2 in.
 Measured Water Level (TOR - ft) 24.49 Conversion Factor (gal/lineal ft) 1.25" = 0.08 2" = 0.17 3" = 0.38
 Calculated Water Column Height (ft) 26.06 (Circle One) 4" = 0.66 6" = 1.50 8" = 2.60
 One Well Volume (gals.) 4.43 FiveWell Volumes (gals.) 22.15

Notes:

Well Conditions

Well Riser Type (Circle one): Stainless Steel Carbon Steel PVC
 Casing Condition: OK Repair Required:
 Cap Condition: OK Repair Required:
 Paint Condition: OK Repair Required:
 Lock Condition: OK Repair Required:
 Inner Casing Condition: OK Repair Required:
 Surface Seal Condition: OK Repair Required:
 Other:

Purge Information

Purging Method (Circle one): Stainless Steel Bailor Peristaltic Pump Sample Port (Pumping Wells Only)
 Teflon Bailor Polyethylene Bailor Other: purge pump

Well Volume	Gallons Purged (gal)	Temperature (deg C)	Specific Conductivity (mS/cm)	Turbidity (NTU's)	Comments
<u>4.43</u>	<u>~4.5</u>	<u>50.3</u>	<u>2.14</u>	<u>14.7</u>	
	<u>~9</u>	<u>50.7</u>	<u>2.19</u>	<u>97.7</u>	<u>well dry at 9 gal</u>

Comments: Amount purged 9 gal

Sampling Information

Date: 4/3/12 Time Sampled: 1425 Field Personnel: R C Becken
 Measured Water Level (TOR ft):

Sampling Method (Circle one): Stainless Steel Bailor Peristaltic Pump Sample Port (Pumping Wells Only)
 Teflon Bailor Polyethylene Bailor Other:

Sample I.D.	Temperature (deg C)	pH (S.U.)	Specific Conductivity (mS/cm)	Turbidity (NTU's)	Comments
<u>B-57</u>	<u>50.5</u>	<u>7.07</u>	<u>2.10</u>	<u>101</u>	

QA/QC Samples Taken:

Comments:

Signature

Sampler (Print): Richard C. Becken Sampler (signature): Richard C. Becken Date: 4/3/12

O&M Enterprises, Inc.
MONITORING WELL SAMPLING FIELD FORM
 BP, Sanborn, NY

Monitoring Well I.D.: P-3 Date: 4/4/12 Time Started: 1035 Field Personnel: RC Becken

Weather Conditions:

Comments:

Initial Readings

Measured Well Bottom (TOR - ft)	Riser Pipe Diameter (in)	<u>8 in.</u>		
Measured Water Level (TOR - ft)	Conversion Factor (gal/lineal ft)	1.25" = 0.08	2" = 0.17	3" = 0.38
Calculated Water Column Height (ft)	(Circle One)	4" = 0.66	6" = 1.50	8" = 2.60
One Well Volume (gals.)	Five Well Volumes (gals.)			

Notes:

Well Conditions

Well Riser Type (Circle one): Stainless Steel Carbon Steel PVC

Casing Condition:	<u>OK</u>	Repair Required:
Cap Condition:	<u>OK</u>	Repair Required:
Paint Condition:	<u>OK</u>	Repair Required:
Lock Condition:	<u>OK</u>	Repair Required:
Inner Casing Condition:	<u>OK</u>	Repair Required:
Surface Seal Condition:	<u>OK</u>	Repair Required:

Other:

Purge Information

Purging Method (Circle one): Stainless Steel Bailor Peristaltic Pump Sample Port (Pumping Wells Only)

Teflon Bailor Polyethylene Bailor Other:

Well Volume	Gallons Purged (gal)	Temperature (deg C)	Specific Conductivity (mS/cm)	Turbidity (NTU's)	Comments

Comments: Amount purged

Sampling Information

Date: 4/4/12 Time Sampled: 1035 Field Personnel: R C Becken

Measured Water Level (TOR ft): 26.24

Sampling Method (Circle one): Stainless Steel Bailor Peristaltic Pump Sample Port (Pumping Wells Only)

Teflon Bailor Polyethylene Bailor Other:

Sample ID	Temperature (deg C)	pH (S.U.)	Specific Conductivity (mS/cm)	Turbidity (NTU's)	Comments
<u>P-3</u>	<u>55.7</u>	<u>7.25</u>	<u>1.35</u>	<u>9.58</u>	

QA/QC Samples Taken:

Comments:

Signature

Sampler (Print): Richard C. Becken Sampler (signature): Richard C. Becken Date: 4/4/12

Sampler (Print):	Richard C. Becken	Sampler (signature):	<i>Richard C. Becken</i>	Date:	4/4/12
------------------	-------------------	----------------------	--------------------------	-------	--------

O&M Enterprises, Inc.
MONITORING WELL SAMPLING FIELD FORM
 BP, Sanborn, NY

Monitoring Well I.D.: PW-1 Date: 4/4/12 Time Started: 1020 Field Personnel: RC Becken

Weather Conditions:

Comments:

Initial Readings

Measured Well Bottom (TOR - ft)	Riser Pipe Diameter (in)	<u>10 5/8 in.</u>		
Measured Water Level (TOR - ft)	Conversion Factor (gal/lineal ft)	1.25" = 0.08	2" = 0.17	3" = 0.38
Calculated Water Column Height (ft)	(Circle One)	4" = 0.66	6" = 1.50	8" = 2.60
One Well Volume (gals.)	Five Well Volumes (gals.)			

Notes:

Well Conditions

Well Riser Type (Circle one): Stainless Steel Carbon Steel PVC

Casing Condition:	<u>OK</u>	Repair Required:
Cap Condition:	OK	Repair Required: <u>na</u>
Paint Condition:	OK	Repair Required: <u>na</u>
Lock Condition:	<u>OK</u>	Repair Required:
Inner Casing Condition:	<u>OK</u>	Repair Required:
Surface Seal Condition:	<u>OK</u>	Repair Required:

Other:

Purge Information

Purging Method (Circle one): Stainless Steel Bailor Peristaltic Pump Sample Port (Pumping Wells Only)

Teflon Bailor Polyethylene Bailor Other:

Well Volume	Gallons Purged (gal)	Temperature (deg C)	Specific Conductivity (mS/cm)	Turbidity (NTU/s)	Comments

Comments: Amount purged

Sampling Information

Date: 4/4/12 Time Sampled: 1020 Field Personnel: R C Becken

Measured Water Level (TOR ft.): 19.26

Sampling Method (Circle one): Stainless Steel Bailor Peristaltic Pump Sample Port (Pumping Wells Only)

Teflon Bailor Polyethylene Bailor Other:

Sample ID	Temperature (deg C)	pH (S U)	Specific Conductivity (mS/cm)	Turbidity (NTU/s)	Comments
<u>PW-1</u>	<u>55.5</u>	<u>6.56</u>	<u>0.91</u>	<u>1.0</u>	

QA/QC Samples Taken:

Comments:

Signature

Sampler (Print): Richard C. Becken

Sampler (signature): Richard C Becken

Date: 4/4/12

O&M Enterprises, Inc.
MONITORING WELL SAMPLING FIELD FORM
 BP, Saratoga, NY

Monitoring Well I.D.: PW-3 Date: 4/4/12 Time Started: 0750 Field Personnel: RC Becken

Weather Conditions: clear cool

Comments:

Initial Readings

Measured Well Bottom (TOR - ft)	Riser Pipe Diameter (in)	<u>6 in.</u>		
Measured Water Level (TOR - ft)	Conversion Factor (gal/lineal ft)	1.25" = 0.08	2" = 0.17	3" = 0.38
Calculated Water Column Height (ft)	(Circle One)	4" = 0.66	6" = 1.50	8" = 2.60
One Well Volume (gals.)	Five Well Volumes (gals.)			

Notes:

Well Conditions

Well Riser Type (Circle one): Stainless Steel Carbon Steel PVC

Casing Condition:	<u>OK</u>	Repair Required:
Cap Condition:	<u>OK</u>	Repair Required: <u>NA</u>
Paint Condition:	<u>OK</u>	Repair Required: <u>NA</u>
Lock Condition:	<u>OK</u>	Repair Required:
Inner Casing Condition:	<u>OK</u>	Repair Required:
Surface Seal Condition:	<u>OK</u>	Repair Required:

Other:

Purge Information

Purging Method (Circle one): Stainless Steel Bailor Peristaltic Pump Sample Port (Pumping Wells Only)
 Teflon Bailor Polyethylene Bailor Other:

Well Volume	Gallons Purged (gal)	Temperature (deg C)	Specific Conductivity (mS/cm)	Turbidity (NTU%)	Comments

Comments: Amount purged

Sampling Information

Date: 4/4/12 Time Sampled: 0750 Field Personnel: R C Becken

Measured Water Level (TOR ft.): 12.5

Sampling Method (Circle one): Stainless Steel Bailor Peristaltic Pump Sample Port (Pumping Wells Only)
 Teflon Bailor Polyethylene Bailor Other:

Sample ID	Temperature (deg C)	pH (S.U.)	Specific Conductivity (mS/cm)	Turbidity (NTU%)	Comments
<u>PW-3</u>	<u>52.5</u>	<u>6.71</u>	<u>1.11</u>	<u>6.98</u>	

QA/QC Samples Taken:

Comments:

Signature

Sampler (Print): Richard C. Becken Sampler (signature): [Signature] Date: 4/4/12

CLAMP Corporation, Inc.
MONITORING WELL SAMPLING RECORD
WPP-51000000-001

Monitoring Well I.D.: PW-4 Date: 4/4/12 Time Started: 0950 Field Personnel: RC Becken

Weather Conditions: clear cool

Comments:

Initial Readings

Measured Well Bottom (TOR - ft) Riser Pipe Diameter (in) 6.2 in.
Measured Water Level (TOR - ft) Conversion Factor (gal/lineal ft) 1.25" = 0.08 2" = 0.17 3" = 0.38
Calculated Water Column Height (ft) (Circle One) 4" = 0.66 6" = 1.50 8" = 2.60
One Well Volume (gals.) Five Well Volumes (gals.)

Notes:

Well Conditions

Well Riser Type (Circle one): Stainless Steel Carbon Steel PVC
Casing Condition: OK Repair Required:
Cap Condition: OK Repair Required:
Paint Condition: OK Repair Required:
Lock Condition: OK Repair Required:
Inner Casing Condition: OK Repair Required:
Surface Seal Condition: OK Repair Required:

Other:

Purge Information

Purging Method (Circle one): Stainless Steel Bailor Peristaltic Pump Sample Port (Pumping Wells Only)
Teflon Bailor Polyethylene Bailor Other:

Well ID	Volume Purged (gal)	Flow Rate (gpm)	Time (min)	Remarks

Comments: Amount purged

Sampling Information

Date: 4/4/12 Time Sampled: 0950 Field Personnel: RC Becken

Measured Water Level (TOR ft): 9.20

Sampling Method (Circle one): Stainless Steel Bailor Peristaltic Pump Sample Port (Pumping Wells Only)
Teflon Bailor Polyethylene Bailor Other:

Sample ID	Temperature (°F)	pH	Dissolved Oxygen (%)	Specific Conductance (µmhos/cm)	Remarks
<u>PW-4</u>	<u>50.1</u>	<u>6.41</u>	<u>0.70</u>	<u>3.53</u>	

QA/QC Samples Taken: MS + MSD

Comments:

Signature

Sampler (Print): Richard C. Becken Sampler (signature): Richard C. Becken Date: 4/4/12

O&M Enterprises, Inc.
MONITORING WELL SAMPLING FIELD FORM
 BP, Sanborn, NY

Monitoring Well I.D.: Quarry Pond Date: 4/4/12 Time Started: _____ Field Personnel: RC Becken

Weather Conditions: _____

Comments: _____

Initial Readings

Measured Well Bottom (TOR - ft)	Riser Pipe Diameter (in)	2 in.		
Measured Water Level (TOR - ft)	Conversion Factor (gal/lineal ft)	1.25" = 0.08	2" = 0.17	3" = 0.38
Calculated Water Column Height (ft)	(Circle One)	4" = 0.66	6" = 1.50	8" = 2.60
One Well Volume (gals.)	Five Well Volumes (gals.)			

Notes: _____

Well Conditions

Well Riser Type (Circle one): Stainless Steel Carbon Steel PVC

Casing Condition:	<u>OK</u>	Repair Required:
Cap Condition:	<u>OK</u>	Repair Required:
Paint Condition:	<u>OK</u>	Repair Required:
Lock Condition:	<u>OK</u>	Repair Required:
Inner Casing Condition:	<u>OK</u>	Repair Required:
Surface Seal Condition:	<u>OK</u>	Repair Required:

Other: _____

Purge Information

Purging Method (Circle one): Stainless Steel Bailor Peristaltic Pump Sample Port (Pumping Wells Only)

Teflon Bailor Polyethylene Bailor Other:

Well Volume	Gallons Purged (gal)	Temperature (deg C)	Specific Conductivity (mS/cm)	Turbidity (NTU's)	Comments

Comments: Amount purged

Sampling Information

Date: 4/4/12 Time Sampled: 8:30 Field Personnel: R C Becken

Measured Water Level (TOR ft): _____

Sampling Method (Circle one): Stainless Steel Bailor Peristaltic Pump Sample Port (Pumping Wells Only)

Teflon Bailor Polyethylene Bailor Other:

Sample ID	Temperature (deg C)	pH (S.U.)	Specific Conductivity (mS/cm)	Turbidity (NTU's)	Comments
<u>Quarry Pond</u>	<u>48.2</u>	<u>6.92</u>	<u>1.61</u>	<u>3.04</u>	

QA/QC Samples Taken: Final Rep # 2

Comments: _____

Signature

Sampler (Print): Richard C. Becken Sampler (signature): Richard C Becken Date: 4/4/12

APPENDIX B

LABORATORY DATA REPORTS

ANALYTICAL RESULTS

Prepared by:

Lancaster Laboratories
2425 New Holland Pike
Lancaster, PA 17605-2425

Prepared for:

Atlantic Richfield(Parsons-NY)
BP Corporation
501 WestLake Park Blvd
Houston TX 77079

April 16, 2012

Project: BP Sanborn

Submittal Date: 04/04/2012

Group Number: 1300016

PO Number: D00B4-0002

Release Number: BARBER

State of Sample Origin: NY

Client Sample DescriptionLancaster Labs (LLI) #

B-28 Water	6605289
Field Dup#1 Water	6605290
B-21 Water	6605291
B-9 Water	6605292
B-32 Water	6605293
B-6 Water	6605294
B-6MS Water	6605295
B-6MSD Water	6605296
B-24 Water	6605297
B-56 Water	6605298
B-57 Water	6605299

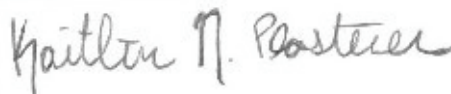
The specific methodologies used in obtaining the enclosed analytical results are indicated on the Laboratory Sample Analysis Record.

ELECTRONIC Parsons
COPY TO
ELECTRONIC Parsons
COPY TO

Attn: George Hermance

Attn: Lorraine Weber

Respectfully Submitted,



Kaitlin N. Plasterer
Specialist

(717) 556-7323

Sample Description: B-28 Water
BP Sanborn COC: 192434
2040 Cory Drive - Sanborn, NY B-28

LLI Sample # WW 6605289
LLI Group # 1300016
Account # 12495

Project Name: BP Sanborn

Collected: 04/03/2012 14:50 by RCB

Atlantic Richfield(Parsons-NY)

Submitted: 04/04/2012 09:30

BP Corporation

Reported: 04/16/2012 12:55

501 WestLake Park Blvd
Houston TX 77079

B28--

CAT No.	Analysis Name	CAS Number	As Received Result	As Received Method Detection Limit*	As Received Limit of Quantitation	Dilution Factor
GC/MS	Volatiles	SW-846 8260B	ug/l	ug/l	ug/l	
10903	Benzyl Chloride	100-44-7	N.D.	1.0	5.0	1
10903	Bromobenzene	108-86-1	N.D.	1.0	5.0	1
10903	Bromodichloromethane	75-27-4	N.D.	1.0	5.0	1
10903	Bromoform	75-25-2	N.D.	1.0	5.0	1
10903	Bromomethane	74-83-9	N.D.	1.0	5.0	1
10903	Carbon Tetrachloride	56-23-5	N.D.	1.0	5.0	1
10903	Chlorobenzene	108-90-7	N.D.	0.80	5.0	1
10903	Chloroethane	75-00-3	N.D.	1.0	5.0	1
10903	2-Chloroethyl Vinyl Ether	110-75-8	N.D.	2.0	10	1
	2-Chloroethyl vinyl ether may not be recovered if acid was used to preserve this sample.					
10903	Chloroform	67-66-3	N.D.	0.80	5.0	1
10903	Chloromethane	74-87-3	N.D.	1.0	5.0	1
10903	Dibromochloromethane	124-48-1	N.D.	1.0	5.0	1
10903	Dibromomethane	74-95-3	N.D.	1.0	5.0	1
10903	1,2-Dichlorobenzene	95-50-1	N.D.	1.0	5.0	1
10903	1,3-Dichlorobenzene	541-73-1	N.D.	1.0	5.0	1
10903	1,4-Dichlorobenzene	106-46-7	N.D.	1.0	5.0	1
10903	Dichlorodifluoromethane	75-71-8	N.D.	2.0	5.0	1
10903	1,1-Dichloroethane	75-34-3	N.D.	1.0	5.0	1
10903	1,2-Dichloroethane	107-06-2	N.D.	1.0	5.0	1
10903	1,1-Dichloroethene	75-35-4	N.D.	0.80	5.0	1
10903	cis-1,2-Dichloroethene	156-59-2	N.D.	0.80	5.0	1
10903	trans-1,2-Dichloroethene	156-60-5	N.D.	0.80	5.0	1
10903	1,2-Dichloropropane	78-87-5	N.D.	1.0	5.0	1
10903	cis-1,3-Dichloropropene	10061-01-5	N.D.	1.0	5.0	1
10903	trans-1,3-Dichloropropene	10061-02-6	N.D.	1.0	5.0	1
10903	Methylene Chloride	75-09-2	N.D.	2.0	5.0	1
10903	1,1,1,2-Tetrachloroethane	630-20-6	N.D.	1.0	5.0	1
10903	1,1,2,2-Tetrachloroethane	79-34-5	N.D.	1.0	5.0	1
10903	Tetrachloroethene	127-18-4	N.D.	0.80	5.0	1
10903	1,1,1-Trichloroethane	71-55-6	N.D.	0.80	5.0	1
10903	1,1,2-Trichloroethane	79-00-5	N.D.	0.80	5.0	1
10903	Trichloroethene	79-01-6	N.D.	1.0	5.0	1
10903	Trichlorofluoromethane	75-69-4	N.D.	2.0	5.0	1
10903	1,2,3-Trichloropropane	96-18-4	N.D.	1.0	5.0	1
10903	Vinyl Chloride	75-01-4	N.D.	1.0	5.0	1

General Sample Comments

State of New York Certification No. 10670

All QC is compliant unless otherwise noted. Please refer to the Quality Control Summary for overall QC performance data and associated samples.

Sample Description: B-28 Water
BP Sanborn COC: 192434
2040 Cory Drive - Sanborn, NY B-28

LLI Sample # WW 6605289
LLI Group # 1300016
Account # 12495

Project Name: BP Sanborn

Collected: 04/03/2012 14:50 by RCB

Atlantic Richfield(Parsons-NY)

Submitted: 04/04/2012 09:30

BP Corporation

Reported: 04/16/2012 12:55

501 WestLake Park Blvd
Houston TX 77079

B28--

Laboratory Sample Analysis Record

CAT No.	Analysis Name	Method	Trial#	Batch#	Analysis Date and Time	Analyst	Dilution Factor
10903	VOCs 8260 Parsons Specs List	SW-846 8260B	1	T121011AA	04/10/2012 04:22	Angela D Sneeringer	1
01163	GC/MS VOA Water Prep	SW-846 5030B	1	T121011AA	04/10/2012 04:22	Angela D Sneeringer	1

Sample Description: Field Dup#1 Water
BP Sanborn COC: 192434
2040 Cory Drive - Sanborn, NY Field Dup#1

LLI Sample # WW 6605290
LLI Group # 1300016
Account # 12495

Project Name: BP Sanborn

Collected: 04/03/2012 by RCB

Atlantic Richfield(Parsons-NY)

Submitted: 04/04/2012 09:30

BP Corporation

Reported: 04/16/2012 12:55

501 WestLake Park Blvd
Houston TX 77079

-FLD1

CAT No.	Analysis Name	CAS Number	As Received Result	As Received Method Detection Limit*	As Received Limit of Quantitation	Dilution Factor
GC/MS	Volatiles	SW-846 8260B	ug/l	ug/l	ug/l	
10903	Benzyl Chloride	100-44-7	N.D.	1.0	5.0	1
10903	Bromobenzene	108-86-1	N.D.	1.0	5.0	1
10903	Bromodichloromethane	75-27-4	N.D.	1.0	5.0	1
10903	Bromoform	75-25-2	N.D.	1.0	5.0	1
10903	Bromomethane	74-83-9	N.D.	1.0	5.0	1
10903	Carbon Tetrachloride	56-23-5	N.D.	1.0	5.0	1
10903	Chlorobenzene	108-90-7	N.D.	0.80	5.0	1
10903	Chloroethane	75-00-3	N.D.	1.0	5.0	1
10903	2-Chloroethyl Vinyl Ether	110-75-8	N.D.	2.0	10	1
	2-Chloroethyl vinyl ether may not be recovered if acid was used to preserve this sample.					
10903	Chloroform	67-66-3	N.D.	0.80	5.0	1
10903	Chloromethane	74-87-3	N.D.	1.0	5.0	1
10903	Dibromochloromethane	124-48-1	N.D.	1.0	5.0	1
10903	Dibromomethane	74-95-3	N.D.	1.0	5.0	1
10903	1,2-Dichlorobenzene	95-50-1	N.D.	1.0	5.0	1
10903	1,3-Dichlorobenzene	541-73-1	N.D.	1.0	5.0	1
10903	1,4-Dichlorobenzene	106-46-7	N.D.	1.0	5.0	1
10903	Dichlorodifluoromethane	75-71-8	N.D.	2.0	5.0	1
10903	1,1-Dichloroethane	75-34-3	N.D.	1.0	5.0	1
10903	1,2-Dichloroethane	107-06-2	N.D.	1.0	5.0	1
10903	1,1-Dichloroethene	75-35-4	N.D.	0.80	5.0	1
10903	cis-1,2-Dichloroethene	156-59-2	N.D.	0.80	5.0	1
10903	trans-1,2-Dichloroethene	156-60-5	N.D.	0.80	5.0	1
10903	1,2-Dichloropropane	78-87-5	N.D.	1.0	5.0	1
10903	cis-1,3-Dichloropropene	10061-01-5	N.D.	1.0	5.0	1
10903	trans-1,3-Dichloropropene	10061-02-6	N.D.	1.0	5.0	1
10903	Methylene Chloride	75-09-2	N.D.	2.0	5.0	1
10903	1,1,1,2-Tetrachloroethane	630-20-6	N.D.	1.0	5.0	1
10903	1,1,2,2-Tetrachloroethane	79-34-5	N.D.	1.0	5.0	1
10903	Tetrachloroethene	127-18-4	N.D.	0.80	5.0	1
10903	1,1,1-Trichloroethane	71-55-6	N.D.	0.80	5.0	1
10903	1,1,2-Trichloroethane	79-00-5	N.D.	0.80	5.0	1
10903	Trichloroethene	79-01-6	N.D.	1.0	5.0	1
10903	Trichlorofluoromethane	75-69-4	N.D.	2.0	5.0	1
10903	1,2,3-Trichloropropane	96-18-4	N.D.	1.0	5.0	1
10903	Vinyl Chloride	75-01-4	N.D.	1.0	5.0	1

General Sample Comments

State of New York Certification No. 10670

All QC is compliant unless otherwise noted. Please refer to the Quality Control Summary for overall QC performance data and associated samples.

Sample Description: Field Dup#1 Water

BP Sanborn COC: 192434

2040 Cory Drive - Sanborn, NY Field Dup#1

LLI Sample # WW 6605290

LLI Group # 1300016

Account # 12495

Project Name: BP Sanborn

Collected: 04/03/2012 by RCB

Atlantic Richfield(Parsons-NY)

BP Corporation

Submitted: 04/04/2012 09:30

501 WestLake Park Blvd

Reported: 04/16/2012 12:55

Houston TX 77079

-FLD1

Laboratory Sample Analysis Record

CAT No.	Analysis Name	Method	Trial#	Batch#	Analysis Date and Time	Analyst	Dilution Factor
10903	VOCs 8260 Parsons Specs List	SW-846 8260B	1	T121011AA	04/10/2012 04:45	Angela D Sneeringer	1
01163	GC/MS VOA Water Prep	SW-846 5030B	1	T121011AA	04/10/2012 04:45	Angela D Sneeringer	1

Sample Description: B-21 Water
BP Sanborn COC: 192434
2040 Cory Drive - Sanborn, NY B-21

LLI Sample # WW 6605291
LLI Group # 1300016
Account # 12495

Project Name: BP Sanborn

Collected: 04/03/2012 14:10 by RCB

Atlantic Richfield(Parsons-NY)

Submitted: 04/04/2012 09:30

BP Corporation

Reported: 04/16/2012 12:55

501 WestLake Park Blvd

Houston TX 77079

B21--

CAT No.	Analysis Name	CAS Number	As Received Result	As Received Method Detection Limit*	As Received Limit of Quantitation	Dilution Factor
GC/MS	Volatiles	SW-846 8260B	ug/l	ug/l	ug/l	
10903	Benzyl Chloride	100-44-7	N.D.	1.0	5.0	1
10903	Bromobenzene	108-86-1	N.D.	1.0	5.0	1
10903	Bromodichloromethane	75-27-4	N.D.	1.0	5.0	1
10903	Bromoform	75-25-2	N.D.	1.0	5.0	1
10903	Bromomethane	74-83-9	N.D.	1.0	5.0	1
10903	Carbon Tetrachloride	56-23-5	N.D.	1.0	5.0	1
10903	Chlorobenzene	108-90-7	N.D.	0.80	5.0	1
10903	Chloroethane	75-00-3	N.D.	1.0	5.0	1
10903	2-Chloroethyl Vinyl Ether	110-75-8	N.D.	2.0	10	1
2-Chloroethyl vinyl ether may not be recovered if acid was used to preserve this sample.						
10903	Chloroform	67-66-3	N.D.	0.80	5.0	1
10903	Chloromethane	74-87-3	N.D.	1.0	5.0	1
10903	Dibromochloromethane	124-48-1	N.D.	1.0	5.0	1
10903	Dibromomethane	74-95-3	N.D.	1.0	5.0	1
10903	1,2-Dichlorobenzene	95-50-1	N.D.	1.0	5.0	1
10903	1,3-Dichlorobenzene	541-73-1	N.D.	1.0	5.0	1
10903	1,4-Dichlorobenzene	106-46-7	N.D.	1.0	5.0	1
10903	Dichlorodifluoromethane	75-71-8	N.D.	2.0	5.0	1
10903	1,1-Dichloroethane	75-34-3	N.D.	1.0	5.0	1
10903	1,2-Dichloroethane	107-06-2	N.D.	1.0	5.0	1
10903	1,1-Dichloroethene	75-35-4	N.D.	0.80	5.0	1
10903	cis-1,2-Dichloroethene	156-59-2	N.D.	0.80	5.0	1
10903	trans-1,2-Dichloroethene	156-60-5	N.D.	0.80	5.0	1
10903	1,2-Dichloropropane	78-87-5	N.D.	1.0	5.0	1
10903	cis-1,3-Dichloropropene	10061-01-5	N.D.	1.0	5.0	1
10903	trans-1,3-Dichloropropene	10061-02-6	N.D.	1.0	5.0	1
10903	Methylene Chloride	75-09-2	N.D.	2.0	5.0	1
10903	1,1,1,2-Tetrachloroethane	630-20-6	N.D.	1.0	5.0	1
10903	1,1,2,2-Tetrachloroethane	79-34-5	N.D.	1.0	5.0	1
10903	Tetrachloroethene	127-18-4	N.D.	0.80	5.0	1
10903	1,1,1-Trichloroethane	71-55-6	N.D.	0.80	5.0	1
10903	1,1,2-Trichloroethane	79-00-5	N.D.	0.80	5.0	1
10903	Trichloroethene	79-01-6	N.D.	1.0	5.0	1
10903	Trichlorofluoromethane	75-69-4	N.D.	2.0	5.0	1
10903	1,2,3-Trichloropropane	96-18-4	N.D.	1.0	5.0	1
10903	Vinyl Chloride	75-01-4	N.D.	1.0	5.0	1

General Sample Comments

State of New York Certification No. 10670

All QC is compliant unless otherwise noted. Please refer to the Quality Control Summary for overall QC performance data and associated samples.

Sample Description: B-21 Water
BP Sanborn COC: 192434
2040 Cory Drive - Sanborn, NY B-21

LLI Sample # WW 6605291
LLI Group # 1300016
Account # 12495

Project Name: BP Sanborn

Collected: 04/03/2012 14:10 by RCB

Atlantic Richfield(Parsons-NY)

Submitted: 04/04/2012 09:30

BP Corporation

Reported: 04/16/2012 12:55

501 WestLake Park Blvd

Houston TX 77079

B21--

Laboratory Sample Analysis Record

CAT No.	Analysis Name	Method	Trial#	Batch#	Analysis Date and Time	Analyst	Dilution Factor
10903	VOCs 8260 Parsons Specs List	SW-846 8260B	1	T121011AA	04/10/2012 05:09	Angela D Sneeringer	1
01163	GC/MS VOA Water Prep	SW-846 5030B	1	T121011AA	04/10/2012 05:09	Angela D Sneeringer	1

Sample Description: B-9 Water
BP Sanborn COC: 192434
2040 Cory Drive - Sanborn, NY B-9

LLI Sample # WW 6605292
LLI Group # 1300016
Account # 12495

Project Name: BP Sanborn

Collected: 04/03/2012 09:05 by RCB

Atlantic Richfield(Parsons-NY)

Submitted: 04/04/2012 09:30

BP Corporation

Reported: 04/16/2012 12:55

501 WestLake Park Blvd

Houston TX 77079

B9---

CAT No.	Analysis Name	CAS Number	As Received Result	As Received Method Detection Limit*	As Received Limit of Quantitation	Dilution Factor
GC/MS	Volatiles	SW-846 8260B	ug/l	ug/l	ug/l	
10903	Benzyl Chloride	100-44-7	N.D.	1.0	5.0	1
10903	Bromobenzene	108-86-1	N.D.	1.0	5.0	1
10903	Bromodichloromethane	75-27-4	N.D.	1.0	5.0	1
10903	Bromoform	75-25-2	N.D.	1.0	5.0	1
10903	Bromomethane	74-83-9	N.D.	1.0	5.0	1
10903	Carbon Tetrachloride	56-23-5	N.D.	1.0	5.0	1
10903	Chlorobenzene	108-90-7	N.D.	0.80	5.0	1
10903	Chloroethane	75-00-3	N.D.	1.0	5.0	1
10903	2-Chloroethyl Vinyl Ether	110-75-8	N.D.	2.0	10	1
	2-Chloroethyl vinyl ether may not be recovered if acid was used to preserve this sample.					
10903	Chloroform	67-66-3	N.D.	0.80	5.0	1
10903	Chloromethane	74-87-3	N.D.	1.0	5.0	1
10903	Dibromochloromethane	124-48-1	N.D.	1.0	5.0	1
10903	Dibromomethane	74-95-3	N.D.	1.0	5.0	1
10903	1,2-Dichlorobenzene	95-50-1	N.D.	1.0	5.0	1
10903	1,3-Dichlorobenzene	541-73-1	N.D.	1.0	5.0	1
10903	1,4-Dichlorobenzene	106-46-7	N.D.	1.0	5.0	1
10903	Dichlorodifluoromethane	75-71-8	N.D.	2.0	5.0	1
10903	1,1-Dichloroethane	75-34-3	N.D.	1.0	5.0	1
10903	1,2-Dichloroethane	107-06-2	N.D.	1.0	5.0	1
10903	1,1-Dichloroethene	75-35-4	N.D.	0.80	5.0	1
10903	cis-1,2-Dichloroethene	156-59-2	N.D.	0.80	5.0	1
10903	trans-1,2-Dichloroethene	156-60-5	N.D.	0.80	5.0	1
10903	1,2-Dichloropropane	78-87-5	N.D.	1.0	5.0	1
10903	cis-1,3-Dichloropropene	10061-01-5	N.D.	1.0	5.0	1
10903	trans-1,3-Dichloropropene	10061-02-6	N.D.	1.0	5.0	1
10903	Methylene Chloride	75-09-2	N.D.	2.0	5.0	1
10903	1,1,1,2-Tetrachloroethane	630-20-6	N.D.	1.0	5.0	1
10903	1,1,2,2-Tetrachloroethane	79-34-5	N.D.	1.0	5.0	1
10903	Tetrachloroethene	127-18-4	N.D.	0.80	5.0	1
10903	1,1,1-Trichloroethane	71-55-6	N.D.	0.80	5.0	1
10903	1,1,2-Trichloroethane	79-00-5	N.D.	0.80	5.0	1
10903	Trichloroethene	79-01-6	N.D.	1.0	5.0	1
10903	Trichlorofluoromethane	75-69-4	N.D.	2.0	5.0	1
10903	1,2,3-Trichloropropane	96-18-4	N.D.	1.0	5.0	1
10903	Vinyl Chloride	75-01-4	N.D.	1.0	5.0	1

General Sample Comments

State of New York Certification No. 10670

All QC is compliant unless otherwise noted. Please refer to the Quality Control Summary for overall QC performance data and associated samples.

Sample Description: B-9 Water
BP Sanborn COC: 192434
2040 Cory Drive - Sanborn, NY B-9

LLI Sample # WW 6605292
LLI Group # 1300016
Account # 12495

Project Name: BP Sanborn

Collected: 04/03/2012 09:05 by RCB

Atlantic Richfield(Parsons-NY)

Submitted: 04/04/2012 09:30

BP Corporation

Reported: 04/16/2012 12:55

501 WestLake Park Blvd
Houston TX 77079

B9---

Laboratory Sample Analysis Record

CAT No.	Analysis Name	Method	Trial#	Batch#	Analysis Date and Time	Analyst	Dilution Factor
10903	VOCs 8260 Parsons Specs List	SW-846 8260B	1	T121011AA	04/10/2012 05:33	Angela D Sneeringer	1
01163	GC/MS VOA Water Prep	SW-846 5030B	1	T121011AA	04/10/2012 05:33	Angela D Sneeringer	1

Sample Description: B-32 Water
BP Sanborn COC: 192434
2040 Cory Drive - Sanborn, NY B-32

LLI Sample # WW 6605293
LLI Group # 1300016
Account # 12495

Project Name: BP Sanborn

Collected: 04/03/2012 13:20 by RCB

Atlantic Richfield(Parsons-NY)

Submitted: 04/04/2012 09:30

BP Corporation

Reported: 04/16/2012 12:55

501 WestLake Park Blvd
Houston TX 77079

B32--

CAT No.	Analysis Name	CAS Number	As Received Result	As Received Method Detection Limit*	As Received Limit of Quantitation	Dilution Factor
GC/MS	Volatiles	SW-846 8260B	ug/l	ug/l	ug/l	
10903	Benzyl Chloride	100-44-7	N.D.	1.0	5.0	1
10903	Bromobenzene	108-86-1	N.D.	1.0	5.0	1
10903	Bromodichloromethane	75-27-4	N.D.	1.0	5.0	1
10903	Bromoform	75-25-2	N.D.	1.0	5.0	1
10903	Bromomethane	74-83-9	N.D.	1.0	5.0	1
10903	Carbon Tetrachloride	56-23-5	N.D.	1.0	5.0	1
10903	Chlorobenzene	108-90-7	N.D.	0.80	5.0	1
10903	Chloroethane	75-00-3	N.D.	1.0	5.0	1
10903	2-Chloroethyl Vinyl Ether	110-75-8	N.D.	2.0	10	1
	2-Chloroethyl vinyl ether may not be recovered if acid was used to preserve this sample.					
10903	Chloroform	67-66-3	N.D.	0.80	5.0	1
10903	Chloromethane	74-87-3	N.D.	1.0	5.0	1
10903	Dibromochloromethane	124-48-1	N.D.	1.0	5.0	1
10903	Dibromomethane	74-95-3	N.D.	1.0	5.0	1
10903	1,2-Dichlorobenzene	95-50-1	N.D.	1.0	5.0	1
10903	1,3-Dichlorobenzene	541-73-1	N.D.	1.0	5.0	1
10903	1,4-Dichlorobenzene	106-46-7	N.D.	1.0	5.0	1
10903	Dichlorodifluoromethane	75-71-8	N.D.	2.0	5.0	1
10903	1,1-Dichloroethane	75-34-3	1.4 J	1.0	5.0	1
10903	1,2-Dichloroethane	107-06-2	N.D.	1.0	5.0	1
10903	1,1-Dichloroethene	75-35-4	N.D.	0.80	5.0	1
10903	cis-1,2-Dichloroethene	156-59-2	61	0.80	5.0	1
10903	trans-1,2-Dichloroethene	156-60-5	1.9 J	0.80	5.0	1
10903	1,2-Dichloropropane	78-87-5	N.D.	1.0	5.0	1
10903	cis-1,3-Dichloropropene	10061-01-5	N.D.	1.0	5.0	1
10903	trans-1,3-Dichloropropene	10061-02-6	N.D.	1.0	5.0	1
10903	Methylene Chloride	75-09-2	N.D.	2.0	5.0	1
10903	1,1,1,2-Tetrachloroethane	630-20-6	N.D.	1.0	5.0	1
10903	1,1,2,2-Tetrachloroethane	79-34-5	N.D.	1.0	5.0	1
10903	Tetrachloroethene	127-18-4	N.D.	0.80	5.0	1
10903	1,1,1-Trichloroethane	71-55-6	N.D.	0.80	5.0	1
10903	1,1,2-Trichloroethane	79-00-5	N.D.	0.80	5.0	1
10903	Trichloroethene	79-01-6	34	1.0	5.0	1
10903	Trichlorofluoromethane	75-69-4	N.D.	2.0	5.0	1
10903	1,2,3-Trichloropropane	96-18-4	N.D.	1.0	5.0	1
10903	Vinyl Chloride	75-01-4	1.1 J	1.0	5.0	1

General Sample Comments

State of New York Certification No. 10670

All QC is compliant unless otherwise noted. Please refer to the Quality Control Summary for overall QC performance data and associated samples.

Sample Description: B-32 Water
BP Sanborn COC: 192434
2040 Cory Drive - Sanborn, NY B-32

LLI Sample # WW 6605293
LLI Group # 1300016
Account # 12495

Project Name: BP Sanborn

Collected: 04/03/2012 13:20 by RCB

Atlantic Richfield(Parsons-NY)

Submitted: 04/04/2012 09:30

BP Corporation

Reported: 04/16/2012 12:55

501 WestLake Park Blvd

Houston TX 77079

B32--

Laboratory Sample Analysis Record

CAT No.	Analysis Name	Method	Trial#	Batch#	Analysis Date and Time	Analyst	Dilution Factor
10903	VOCs 8260 Parsons Specs List	SW-846 8260B	1	T121011AA	04/10/2012 05:57	Angela D Sneeringer	1
01163	GC/MS VOA Water Prep	SW-846 5030B	1	T121011AA	04/10/2012 05:57	Angela D Sneeringer	1

Sample Description: B-6 Water
BP Sanborn COC: 192434
2040 Cory Drive - Sanborn, NY B-6

LLI Sample # WW 6605294
LLI Group # 1300016
Account # 12495

Project Name: BP Sanborn

Collected: 04/03/2012 10:00 by RCB

Atlantic Richfield(Parsons-NY)

Submitted: 04/04/2012 09:30

BP Corporation

Reported: 04/16/2012 12:55

501 WestLake Park Blvd
Houston TX 77079

B6---

CAT No.	Analysis Name	CAS Number	As Received Result	As Received Method Detection Limit*	As Received Limit of Quantitation	Dilution Factor
GC/MS	Volatiles	SW-846 8260B	ug/l	ug/l	ug/l	
10903	Benzyl Chloride	100-44-7	N.D.	1.0	5.0	1
10903	Bromobenzene	108-86-1	N.D.	1.0	5.0	1
10903	Bromodichloromethane	75-27-4	N.D.	1.0	5.0	1
10903	Bromoform	75-25-2	N.D.	1.0	5.0	1
10903	Bromomethane	74-83-9	N.D.	1.0	5.0	1
10903	Carbon Tetrachloride	56-23-5	N.D.	1.0	5.0	1
10903	Chlorobenzene	108-90-7	N.D.	0.80	5.0	1
10903	Chloroethane	75-00-3	N.D.	1.0	5.0	1
10903	2-Chloroethyl Vinyl Ether	110-75-8	N.D.	2.0	10	1
	2-Chloroethyl vinyl ether may not be recovered if acid was used to preserve this sample.					
10903	Chloroform	67-66-3	N.D.	0.80	5.0	1
10903	Chloromethane	74-87-3	N.D.	1.0	5.0	1
10903	Dibromochloromethane	124-48-1	N.D.	1.0	5.0	1
10903	Dibromomethane	74-95-3	N.D.	1.0	5.0	1
10903	1,2-Dichlorobenzene	95-50-1	N.D.	1.0	5.0	1
10903	1,3-Dichlorobenzene	541-73-1	N.D.	1.0	5.0	1
10903	1,4-Dichlorobenzene	106-46-7	N.D.	1.0	5.0	1
10903	Dichlorodifluoromethane	75-71-8	N.D.	2.0	5.0	1
10903	1,1-Dichloroethane	75-34-3	N.D.	1.0	5.0	1
10903	1,2-Dichloroethane	107-06-2	N.D.	1.0	5.0	1
10903	1,1-Dichloroethene	75-35-4	N.D.	0.80	5.0	1
10903	cis-1,2-Dichloroethene	156-59-2	19	0.80	5.0	1
10903	trans-1,2-Dichloroethene	156-60-5	N.D.	0.80	5.0	1
10903	1,2-Dichloropropane	78-87-5	N.D.	1.0	5.0	1
10903	cis-1,3-Dichloropropene	10061-01-5	N.D.	1.0	5.0	1
10903	trans-1,3-Dichloropropene	10061-02-6	N.D.	1.0	5.0	1
10903	Methylene Chloride	75-09-2	N.D.	2.0	5.0	1
10903	1,1,1,2-Tetrachloroethane	630-20-6	N.D.	1.0	5.0	1
10903	1,1,2,2-Tetrachloroethane	79-34-5	N.D.	1.0	5.0	1
10903	Tetrachloroethene	127-18-4	N.D.	0.80	5.0	1
10903	1,1,1-Trichloroethane	71-55-6	N.D.	0.80	5.0	1
10903	1,1,2-Trichloroethane	79-00-5	N.D.	0.80	5.0	1
10903	Trichloroethene	79-01-6	250	1.0	5.0	1
10903	Trichlorofluoromethane	75-69-4	N.D.	2.0	5.0	1
10903	1,2,3-Trichloropropane	96-18-4	N.D.	1.0	5.0	1
10903	Vinyl Chloride	75-01-4	N.D.	1.0	5.0	1

General Sample Comments

State of New York Certification No. 10670

All QC is compliant unless otherwise noted. Please refer to the Quality Control Summary for overall QC performance data and associated samples.

Sample Description: B-6 Water
BP Sanborn COC: 192434
2040 Cory Drive - Sanborn, NY B-6

LLI Sample # WW 6605294
LLI Group # 1300016
Account # 12495

Project Name: BP Sanborn

Collected: 04/03/2012 10:00 by RCB

Atlantic Richfield(Parsons-NY)

Submitted: 04/04/2012 09:30

BP Corporation

Reported: 04/16/2012 12:55

501 WestLake Park Blvd

Houston TX 77079

B6---

Laboratory Sample Analysis Record

CAT No.	Analysis Name	Method	Trial#	Batch#	Analysis Date and Time	Analyst	Dilution Factor
10903	VOCs 8260 Parsons Specs List	SW-846 8260B	1	T121011AA	04/10/2012 03:09	Angela D Sneeringer	1
01163	GC/MS VOA Water Prep	SW-846 5030B	1	T121011AA	04/10/2012 03:09	Angela D Sneeringer	1

Sample Description: B-6MS Water
BP Sanborn COC: 192434
2040 Cory Drive - Sanborn, NY B-6

LLI Sample # WW 6605295
LLI Group # 1300016
Account # 12495

Project Name: BP Sanborn

Collected: 04/03/2012 10:00 by RCB

Atlantic Richfield(Parsons-NY)

Submitted: 04/04/2012 09:30

BP Corporation

Reported: 04/16/2012 12:55

501 WestLake Park Blvd
Houston TX 77079

B6---

CAT No.	Analysis Name	CAS Number	As Received Result	As Received Method Detection Limit*	As Received Limit of Quantitation	Dilution Factor
GC/MS	Volatiles	SW-846 8260B	ug/l	ug/l	ug/l	
10903	Benzyl Chloride	100-44-7	22	1.0	5.0	1
10903	Bromobenzene	108-86-1	24	1.0	5.0	1
10903	Bromodichloromethane	75-27-4	24	1.0	5.0	1
10903	Bromoform	75-25-2	21	1.0	5.0	1
10903	Bromomethane	74-83-9	21	1.0	5.0	1
10903	Carbon Tetrachloride	56-23-5	25	1.0	5.0	1
10903	Chlorobenzene	108-90-7	24	0.80	5.0	1
10903	Chloroethane	75-00-3	21	1.0	5.0	1
10903	2-Chloroethyl Vinyl Ether	110-75-8	22	2.0	10	1
	2-Chloroethyl vinyl ether may not be recovered if acid was used to preserve this sample.					
10903	Chloroform	67-66-3	24	0.80	5.0	1
10903	Chloromethane	74-87-3	22	1.0	5.0	1
10903	Dibromochloromethane	124-48-1	24	1.0	5.0	1
10903	Dibromomethane	74-95-3	24	1.0	5.0	1
10903	1,2-Dichlorobenzene	95-50-1	23	1.0	5.0	1
10903	1,3-Dichlorobenzene	541-73-1	23	1.0	5.0	1
10903	1,4-Dichlorobenzene	106-46-7	23	1.0	5.0	1
10903	Dichlorodifluoromethane	75-71-8	23	2.0	5.0	1
10903	1,1-Dichloroethane	75-34-3	24	1.0	5.0	1
10903	1,2-Dichloroethane	107-06-2	24	1.0	5.0	1
10903	1,1-Dichloroethene	75-35-4	24	0.80	5.0	1
10903	cis-1,2-Dichloroethene	156-59-2	43	0.80	5.0	1
10903	trans-1,2-Dichloroethene	156-60-5	25	0.80	5.0	1
10903	1,2-Dichloropropane	78-87-5	24	1.0	5.0	1
10903	cis-1,3-Dichloropropene	10061-01-5	24	1.0	5.0	1
10903	trans-1,3-Dichloropropene	10061-02-6	24	1.0	5.0	1
10903	Methylene Chloride	75-09-2	24	2.0	5.0	1
10903	1,1,1,2-Tetrachloroethane	630-20-6	25	1.0	5.0	1
10903	1,1,2,2-Tetrachloroethane	79-34-5	24	1.0	5.0	1
10903	Tetrachloroethene	127-18-4	25	0.80	5.0	1
10903	1,1,1-Trichloroethane	71-55-6	25	0.80	5.0	1
10903	1,1,2-Trichloroethane	79-00-5	24	0.80	5.0	1
10903	Trichloroethene	79-01-6	280	1.0	5.0	1
10903	Trichlorofluoromethane	75-69-4	24	2.0	5.0	1
10903	1,2,3-Trichloropropane	96-18-4	22	1.0	5.0	1
10903	Vinyl Chloride	75-01-4	22	1.0	5.0	1

General Sample Comments

State of New York Certification No. 10670

All QC is compliant unless otherwise noted. Please refer to the Quality Control Summary for overall QC performance data and associated samples.

Sample Description: B-6MS Water
BP Sanborn COC: 192434
2040 Cory Drive - Sanborn, NY B-6

LLI Sample # WW 6605295
LLI Group # 1300016
Account # 12495

Project Name: BP Sanborn

Collected: 04/03/2012 10:00 by RCB

Atlantic Richfield(Parsons-NY)

Submitted: 04/04/2012 09:30

BP Corporation

Reported: 04/16/2012 12:55

501 WestLake Park Blvd
Houston TX 77079

B6---

Laboratory Sample Analysis Record

CAT No.	Analysis Name	Method	Trial#	Batch#	Analysis Date and Time	Analyst	Dilution Factor
10903	VOCs 8260 Parsons Specs List	SW-846 8260B	1	T121011AA	04/10/2012 03:34	Angela D Sneeringer	1
01163	GC/MS VOA Water Prep	SW-846 5030B	1	T121011AA	04/10/2012 03:34	Angela D Sneeringer	1

Sample Description: B-6MSD Water
BP Sanborn COC: 192434
2040 Cory Drive - Sanborn, NY B-6

LLI Sample # WW 6605296
LLI Group # 1300016
Account # 12495

Project Name: BP Sanborn

Collected: 04/03/2012 10:00 by RCB

Atlantic Richfield(Parsons-NY)

Submitted: 04/04/2012 09:30

BP Corporation

Reported: 04/16/2012 12:55

501 WestLake Park Blvd

Houston TX 77079

B6---

CAT No.	Analysis Name	CAS Number	As Received Result	As Received Method Detection Limit*	As Received Limit of Quantitation	Dilution Factor
GC/MS	Volatiles	SW-846 8260B	ug/l	ug/l	ug/l	
10903	Benzyl Chloride	100-44-7	22	1.0	5.0	1
10903	Bromobenzene	108-86-1	23	1.0	5.0	1
10903	Bromodichloromethane	75-27-4	23	1.0	5.0	1
10903	Bromoform	75-25-2	21	1.0	5.0	1
10903	Bromomethane	74-83-9	20	1.0	5.0	1
10903	Carbon Tetrachloride	56-23-5	24	1.0	5.0	1
10903	Chlorobenzene	108-90-7	23	0.80	5.0	1
10903	Chloroethane	75-00-3	20	1.0	5.0	1
10903	2-Chloroethyl Vinyl Ether	110-75-8	23	2.0	10	1
	2-Chloroethyl vinyl ether may not be recovered if acid was used to preserve this sample.					
10903	Chloroform	67-66-3	24	0.80	5.0	1
10903	Chloromethane	74-87-3	21	1.0	5.0	1
10903	Dibromochloromethane	124-48-1	23	1.0	5.0	1
10903	Dibromomethane	74-95-3	24	1.0	5.0	1
10903	1,2-Dichlorobenzene	95-50-1	23	1.0	5.0	1
10903	1,3-Dichlorobenzene	541-73-1	23	1.0	5.0	1
10903	1,4-Dichlorobenzene	106-46-7	23	1.0	5.0	1
10903	Dichlorodifluoromethane	75-71-8	22	2.0	5.0	1
10903	1,1-Dichloroethane	75-34-3	24	1.0	5.0	1
10903	1,2-Dichloroethane	107-06-2	24	1.0	5.0	1
10903	1,1-Dichloroethene	75-35-4	24	0.80	5.0	1
10903	cis-1,2-Dichloroethene	156-59-2	43	0.80	5.0	1
10903	trans-1,2-Dichloroethene	156-60-5	24	0.80	5.0	1
10903	1,2-Dichloropropane	78-87-5	23	1.0	5.0	1
10903	cis-1,3-Dichloropropene	10061-01-5	24	1.0	5.0	1
10903	trans-1,3-Dichloropropene	10061-02-6	24	1.0	5.0	1
10903	Methylene Chloride	75-09-2	23	2.0	5.0	1
10903	1,1,1,2-Tetrachloroethane	630-20-6	24	1.0	5.0	1
10903	1,1,2,2-Tetrachloroethane	79-34-5	24	1.0	5.0	1
10903	Tetrachloroethene	127-18-4	25	0.80	5.0	1
10903	1,1,1-Trichloroethane	71-55-6	24	0.80	5.0	1
10903	1,1,2-Trichloroethane	79-00-5	23	0.80	5.0	1
10903	Trichloroethene	79-01-6	270	1.0	5.0	1
10903	Trichlorofluoromethane	75-69-4	24	2.0	5.0	1
10903	1,2,3-Trichloropropane	96-18-4	22	1.0	5.0	1
10903	Vinyl Chloride	75-01-4	21	1.0	5.0	1

General Sample Comments

State of New York Certification No. 10670

All QC is compliant unless otherwise noted. Please refer to the Quality Control Summary for overall QC performance data and associated samples.

Sample Description: B-6MSD Water
BP Sanborn COC: 192434
2040 Cory Drive - Sanborn, NY B-6

LLI Sample # WW 6605296
LLI Group # 1300016
Account # 12495

Project Name: BP Sanborn

Collected: 04/03/2012 10:00 by RCB

Atlantic Richfield(Parsons-NY)

Submitted: 04/04/2012 09:30

BP Corporation

Reported: 04/16/2012 12:55

501 WestLake Park Blvd
Houston TX 77079

B6---

Laboratory Sample Analysis Record

CAT No.	Analysis Name	Method	Trial#	Batch#	Analysis Date and Time	Analyst	Dilution Factor
10903	VOCs 8260 Parsons Specs List	SW-846 8260B	1	T121011AA	04/10/2012 03:58	Angela D Sneeringer	1
01163	GC/MS VOA Water Prep	SW-846 5030B	1	T121011AA	04/10/2012 03:58	Angela D Sneeringer	1

Sample Description: B-24 Water
BP Sanborn COC: 192434
2040 Cory Drive - Sanborn, NY B-24

LLI Sample # WW 6605297
LLI Group # 1300016
Account # 12495

Project Name: BP Sanborn

Collected: 04/03/2012 12:25 by RCB

Atlantic Richfield(Parsons-NY)

Submitted: 04/04/2012 09:30

BP Corporation

Reported: 04/16/2012 12:55

501 WestLake Park Blvd

Houston TX 77079

B-24-

CAT No.	Analysis Name	CAS Number	As Received Result	As Received Method Detection Limit*	As Received Limit of Quantitation	Dilution Factor
GC/MS	Volatiles	SW-846 8260B	ug/l	ug/l	ug/l	
10903	Benzyl Chloride	100-44-7	N.D.	1.0	5.0	1
10903	Bromobenzene	108-86-1	N.D.	1.0	5.0	1
10903	Bromodichloromethane	75-27-4	N.D.	1.0	5.0	1
10903	Bromoform	75-25-2	N.D.	1.0	5.0	1
10903	Bromomethane	74-83-9	N.D.	1.0	5.0	1
10903	Carbon Tetrachloride	56-23-5	N.D.	1.0	5.0	1
10903	Chlorobenzene	108-90-7	N.D.	0.80	5.0	1
10903	Chloroethane	75-00-3	N.D.	1.0	5.0	1
10903	2-Chloroethyl Vinyl Ether	110-75-8	N.D.	2.0	10	1
	2-Chloroethyl vinyl ether may not be recovered if acid was used to preserve this sample.					
10903	Chloroform	67-66-3	N.D.	0.80	5.0	1
10903	Chloromethane	74-87-3	N.D.	1.0	5.0	1
10903	Dibromochloromethane	124-48-1	N.D.	1.0	5.0	1
10903	Dibromomethane	74-95-3	N.D.	1.0	5.0	1
10903	1,2-Dichlorobenzene	95-50-1	N.D.	1.0	5.0	1
10903	1,3-Dichlorobenzene	541-73-1	N.D.	1.0	5.0	1
10903	1,4-Dichlorobenzene	106-46-7	N.D.	1.0	5.0	1
10903	Dichlorodifluoromethane	75-71-8	N.D.	2.0	5.0	1
10903	1,1-Dichloroethane	75-34-3	N.D.	1.0	5.0	1
10903	1,2-Dichloroethane	107-06-2	N.D.	1.0	5.0	1
10903	1,1-Dichloroethene	75-35-4	N.D.	0.80	5.0	1
10903	cis-1,2-Dichloroethene	156-59-2	1.3 J	0.80	5.0	1
10903	trans-1,2-Dichloroethene	156-60-5	N.D.	0.80	5.0	1
10903	1,2-Dichloropropane	78-87-5	N.D.	1.0	5.0	1
10903	cis-1,3-Dichloropropene	10061-01-5	N.D.	1.0	5.0	1
10903	trans-1,3-Dichloropropene	10061-02-6	N.D.	1.0	5.0	1
10903	Methylene Chloride	75-09-2	N.D.	2.0	5.0	1
10903	1,1,1,2-Tetrachloroethane	630-20-6	N.D.	1.0	5.0	1
10903	1,1,2,2-Tetrachloroethane	79-34-5	N.D.	1.0	5.0	1
10903	Tetrachloroethene	127-18-4	N.D.	0.80	5.0	1
10903	1,1,1-Trichloroethane	71-55-6	N.D.	0.80	5.0	1
10903	1,1,2-Trichloroethane	79-00-5	N.D.	0.80	5.0	1
10903	Trichloroethene	79-01-6	3.1 J	1.0	5.0	1
10903	Trichlorofluoromethane	75-69-4	N.D.	2.0	5.0	1
10903	1,2,3-Trichloropropane	96-18-4	N.D.	1.0	5.0	1
10903	Vinyl Chloride	75-01-4	N.D.	1.0	5.0	1

General Sample Comments

State of New York Certification No. 10670

All QC is compliant unless otherwise noted. Please refer to the Quality Control Summary for overall QC performance data and associated samples.

Sample Description: B-24 Water
BP Sanborn COC: 192434
2040 Cory Drive - Sanborn, NY B-24

LLI Sample # WW 6605297
LLI Group # 1300016
Account # 12495

Project Name: BP Sanborn

Collected: 04/03/2012 12:25 by RCB

Atlantic Richfield(Parsons-NY)

Submitted: 04/04/2012 09:30

BP Corporation

Reported: 04/16/2012 12:55

501 WestLake Park Blvd
Houston TX 77079

B-24-

Laboratory Sample Analysis Record

CAT No.	Analysis Name	Method	Trial#	Batch#	Analysis Date and Time	Analyst	Dilution Factor
10903	VOCs 8260 Parsons Specs List	SW-846 8260B	1	T121011AA	04/10/2012 06:21	Angela D Sneeringer	1
01163	GC/MS VOA Water Prep	SW-846 5030B	1	T121011AA	04/10/2012 06:21	Angela D Sneeringer	1

Sample Description: B-56 Water
BP Sanborn COC: 192434
2040 Cory Drive - Sanborn, NY B-56

LLI Sample # WW 6605298
LLI Group # 1300016
Account # 12495

Project Name: BP Sanborn

Collected: 04/03/2012 11:11 by RCB

Atlantic Richfield(Parsons-NY)

Submitted: 04/04/2012 09:30

BP Corporation

Reported: 04/16/2012 12:55

501 WestLake Park Blvd

Houston TX 77079

B-56-

CAT No.	Analysis Name	CAS Number	As Received Result	As Received Method Detection Limit*	As Received Limit of Quantitation	Dilution Factor
GC/MS	Volatiles	SW-846 8260B	ug/l	ug/l	ug/l	
10903	Benzyl Chloride	100-44-7	N.D.	1.0	5.0	1
10903	Bromobenzene	108-86-1	N.D.	1.0	5.0	1
10903	Bromodichloromethane	75-27-4	N.D.	1.0	5.0	1
10903	Bromoform	75-25-2	N.D.	1.0	5.0	1
10903	Bromomethane	74-83-9	N.D.	1.0	5.0	1
10903	Carbon Tetrachloride	56-23-5	N.D.	1.0	5.0	1
10903	Chlorobenzene	108-90-7	N.D.	0.80	5.0	1
10903	Chloroethane	75-00-3	N.D.	1.0	5.0	1
10903	2-Chloroethyl Vinyl Ether	110-75-8	N.D.	2.0	10	1
	2-Chloroethyl vinyl ether may not be recovered if acid was used to preserve this sample.					
10903	Chloroform	67-66-3	N.D.	0.80	5.0	1
10903	Chloromethane	74-87-3	N.D.	1.0	5.0	1
10903	Dibromochloromethane	124-48-1	N.D.	1.0	5.0	1
10903	Dibromomethane	74-95-3	N.D.	1.0	5.0	1
10903	1,2-Dichlorobenzene	95-50-1	N.D.	1.0	5.0	1
10903	1,3-Dichlorobenzene	541-73-1	N.D.	1.0	5.0	1
10903	1,4-Dichlorobenzene	106-46-7	N.D.	1.0	5.0	1
10903	Dichlorodifluoromethane	75-71-8	N.D.	2.0	5.0	1
10903	1,1-Dichloroethane	75-34-3	N.D.	1.0	5.0	1
10903	1,2-Dichloroethane	107-06-2	N.D.	1.0	5.0	1
10903	1,1-Dichloroethene	75-35-4	N.D.	0.80	5.0	1
10903	cis-1,2-Dichloroethene	156-59-2	10	0.80	5.0	1
10903	trans-1,2-Dichloroethene	156-60-5	N.D.	0.80	5.0	1
10903	1,2-Dichloropropane	78-87-5	N.D.	1.0	5.0	1
10903	cis-1,3-Dichloropropene	10061-01-5	N.D.	1.0	5.0	1
10903	trans-1,3-Dichloropropene	10061-02-6	N.D.	1.0	5.0	1
10903	Methylene Chloride	75-09-2	N.D.	2.0	5.0	1
10903	1,1,1,2-Tetrachloroethane	630-20-6	N.D.	1.0	5.0	1
10903	1,1,2,2-Tetrachloroethane	79-34-5	N.D.	1.0	5.0	1
10903	Tetrachloroethene	127-18-4	N.D.	0.80	5.0	1
10903	1,1,1-Trichloroethane	71-55-6	N.D.	0.80	5.0	1
10903	1,1,2-Trichloroethane	79-00-5	N.D.	0.80	5.0	1
10903	Trichloroethene	79-01-6	64	1.0	5.0	1
10903	Trichlorofluoromethane	75-69-4	N.D.	2.0	5.0	1
10903	1,2,3-Trichloropropane	96-18-4	N.D.	1.0	5.0	1
10903	Vinyl Chloride	75-01-4	N.D.	1.0	5.0	1

General Sample Comments

State of New York Certification No. 10670

All QC is compliant unless otherwise noted. Please refer to the Quality Control Summary for overall QC performance data and associated samples.

Sample Description: B-56 Water
BP Sanborn COC: 192434
2040 Cory Drive - Sanborn, NY B-56

LLI Sample # WW 6605298
LLI Group # 1300016
Account # 12495

Project Name: BP Sanborn

Collected: 04/03/2012 11:11 by RCB

Atlantic Richfield(Parsons-NY)

Submitted: 04/04/2012 09:30

BP Corporation

Reported: 04/16/2012 12:55

501 WestLake Park Blvd

Houston TX 77079

B-56-

Laboratory Sample Analysis Record

CAT No.	Analysis Name	Method	Trial#	Batch#	Analysis Date and Time	Analyst	Dilution Factor
10903	VOCs 8260 Parsons Specs List	SW-846 8260B	1	T121011AA	04/10/2012 06:46	Angela D Sneeringer	1
01163	GC/MS VOA Water Prep	SW-846 5030B	1	T121011AA	04/10/2012 06:46	Angela D Sneeringer	1

Sample Description: B-57 Water
BP Sanborn COC: 192434
2040 Cory Drive - Sanborn, NY B-57

LLI Sample # WW 6605299
LLI Group # 1300016
Account # 12495

Project Name: BP Sanborn

Collected: 04/03/2012 11:25 by RCB

Atlantic Richfield(Parsons-NY)

Submitted: 04/04/2012 09:30

BP Corporation

Reported: 04/16/2012 12:55

501 WestLake Park Blvd

Houston TX 77079

B--57

CAT No.	Analysis Name	CAS Number	As Received Result	As Received Method Detection Limit*	As Received Limit of Quantitation	Dilution Factor
GC/MS	Volatiles	SW-846 8260B	ug/l	ug/l	ug/l	
10903	Benzyl Chloride	100-44-7	N.D.	1.0	5.0	1
10903	Bromobenzene	108-86-1	N.D.	1.0	5.0	1
10903	Bromodichloromethane	75-27-4	N.D.	1.0	5.0	1
10903	Bromoform	75-25-2	N.D.	1.0	5.0	1
10903	Bromomethane	74-83-9	N.D.	1.0	5.0	1
10903	Carbon Tetrachloride	56-23-5	N.D.	1.0	5.0	1
10903	Chlorobenzene	108-90-7	N.D.	0.80	5.0	1
10903	Chloroethane	75-00-3	N.D.	1.0	5.0	1
10903	2-Chloroethyl Vinyl Ether	110-75-8	N.D.	2.0	10	1
	2-Chloroethyl vinyl ether may not be recovered if acid was used to preserve this sample.					
10903	Chloroform	67-66-3	N.D.	0.80	5.0	1
10903	Chloromethane	74-87-3	N.D.	1.0	5.0	1
10903	Dibromochloromethane	124-48-1	N.D.	1.0	5.0	1
10903	Dibromomethane	74-95-3	N.D.	1.0	5.0	1
10903	1,2-Dichlorobenzene	95-50-1	N.D.	1.0	5.0	1
10903	1,3-Dichlorobenzene	541-73-1	N.D.	1.0	5.0	1
10903	1,4-Dichlorobenzene	106-46-7	N.D.	1.0	5.0	1
10903	Dichlorodifluoromethane	75-71-8	N.D.	2.0	5.0	1
10903	1,1-Dichloroethane	75-34-3	N.D.	1.0	5.0	1
10903	1,2-Dichloroethane	107-06-2	N.D.	1.0	5.0	1
10903	1,1-Dichloroethene	75-35-4	N.D.	0.80	5.0	1
10903	cis-1,2-Dichloroethene	156-59-2	N.D.	0.80	5.0	1
10903	trans-1,2-Dichloroethene	156-60-5	N.D.	0.80	5.0	1
10903	1,2-Dichloropropane	78-87-5	N.D.	1.0	5.0	1
10903	cis-1,3-Dichloropropene	10061-01-5	N.D.	1.0	5.0	1
10903	trans-1,3-Dichloropropene	10061-02-6	N.D.	1.0	5.0	1
10903	Methylene Chloride	75-09-2	N.D.	2.0	5.0	1
10903	1,1,1,2-Tetrachloroethane	630-20-6	N.D.	1.0	5.0	1
10903	1,1,2,2-Tetrachloroethane	79-34-5	N.D.	1.0	5.0	1
10903	Tetrachloroethene	127-18-4	N.D.	0.80	5.0	1
10903	1,1,1-Trichloroethane	71-55-6	N.D.	0.80	5.0	1
10903	1,1,2-Trichloroethane	79-00-5	N.D.	0.80	5.0	1
10903	Trichloroethene	79-01-6	N.D.	1.0	5.0	1
10903	Trichlorofluoromethane	75-69-4	N.D.	2.0	5.0	1
10903	1,2,3-Trichloropropane	96-18-4	N.D.	1.0	5.0	1
10903	Vinyl Chloride	75-01-4	N.D.	1.0	5.0	1

General Sample Comments

State of New York Certification No. 10670

All QC is compliant unless otherwise noted. Please refer to the Quality Control Summary for overall QC performance data and associated samples.

Sample Description: B-57 Water
BP Sanborn COC: 192434
2040 Cory Drive - Sanborn, NY B-57

LLI Sample # WW 6605299
LLI Group # 1300016
Account # 12495

Project Name: BP Sanborn

Collected: 04/03/2012 11:25 by RCB

Atlantic Richfield(Parsons-NY)

Submitted: 04/04/2012 09:30

BP Corporation

Reported: 04/16/2012 12:55

501 WestLake Park Blvd
Houston TX 77079

B--57

Laboratory Sample Analysis Record

CAT No.	Analysis Name	Method	Trial#	Batch#	Analysis Date and Time	Analyst	Dilution Factor
10903	VOCs 8260 Parsons Specs List	SW-846 8260B	1	T121011AA	04/10/2012 07:10	Angela D Sneeringer	1
01163	GC/MS VOA Water Prep	SW-846 5030B	1	T121011AA	04/10/2012 07:10	Angela D Sneeringer	1

Quality Control Summary

Client Name: Atlantic Richfield(Parsons-NY)
Reported: 04/16/12 at 12:55 PM

Group Number: 1300016

Matrix QC may not be reported if insufficient sample or site-specific QC samples were not submitted. In these situations, to demonstrate precision and accuracy at a batch level, a LCS/LCSD was performed, unless otherwise specified in the method.

All Inorganic Initial Calibration and Continuing Calibration Blanks met acceptable method criteria unless otherwise noted on the Analysis Report.

Laboratory Compliance Quality Control

<u>Analysis Name</u>	<u>Blank Result</u>	<u>Blank MDL**</u>	<u>Blank LOQ</u>	<u>Report Units</u>	<u>LCS %REC</u>	<u>LCSD %REC</u>	<u>LCS/LCSD Limits</u>	<u>RPD</u>	<u>RPD Max</u>
Batch number: T121011AA	Sample number(s): 6605289-6605299								
Benzyl Chloride	N.D.	1.0	5.0	ug/l	102		60-120		
Bromobenzene	N.D.	1.0	5.0	ug/l	106		80-120		
Bromodichloromethane	N.D.	1.0	5.0	ug/l	104		73-120		
Bromoform	N.D.	1.0	5.0	ug/l	97		61-120		
Bromomethane	N.D.	1.0	5.0	ug/l	94		44-120		
Carbon Tetrachloride	N.D.	1.0	5.0	ug/l	99		67-122		
Chlorobenzene	N.D.	0.80	5.0	ug/l	101		80-120		
Chloroethane	N.D.	1.0	5.0	ug/l	92		49-129		
2-Chloroethyl Vinyl Ether	N.D.	2.0	10	ug/l	100		56-129		
Chloroform	N.D.	0.80	5.0	ug/l	104		77-122		
Chloromethane	N.D.	1.0	5.0	ug/l	96		60-129		
Dibromochloromethane	N.D.	1.0	5.0	ug/l	105		72-120		
Dibromomethane	N.D.	1.0	5.0	ug/l	108		80-120		
1,2-Dichlorobenzene	N.D.	1.0	5.0	ug/l	102		80-120		
1,3-Dichlorobenzene	N.D.	1.0	5.0	ug/l	101		80-120		
1,4-Dichlorobenzene	N.D.	1.0	5.0	ug/l	100		80-120		
Dichlorodifluoromethane	N.D.	2.0	5.0	ug/l	87		47-120		
1,1-Dichloroethane	N.D.	1.0	5.0	ug/l	102		79-120		
1,2-Dichloroethane	N.D.	1.0	5.0	ug/l	111		64-130		
1,1-Dichloroethene	N.D.	0.80	5.0	ug/l	98		80-120		
cis-1,2-Dichloroethene	N.D.	0.80	5.0	ug/l	105		80-120		
trans-1,2-Dichloroethene	N.D.	0.80	5.0	ug/l	99		80-120		
1,2-Dichloropropane	N.D.	1.0	5.0	ug/l	104		80-120		
cis-1,3-Dichloropropene	N.D.	1.0	5.0	ug/l	107		78-120		
trans-1,3-Dichloropropene	N.D.	1.0	5.0	ug/l	105		79-120		
Methylene Chloride	N.D.	2.0	5.0	ug/l	104		80-126		
1,1,1,2-Tetrachloroethane	N.D.	1.0	5.0	ug/l	106		79-120		
1,1,2,2-Tetrachloroethane	N.D.	1.0	5.0	ug/l	113		75-123		
Tetrachloroethene	N.D.	0.80	5.0	ug/l	97		79-120		
1,1,1-Trichloroethane	N.D.	0.80	5.0	ug/l	99		70-121		
1,1,2-Trichloroethane	N.D.	0.80	5.0	ug/l	108		80-120		
Trichloroethene	N.D.	1.0	5.0	ug/l	103		80-120		
Trichlorofluoromethane	N.D.	2.0	5.0	ug/l	94		56-128		
1,2,3-Trichloropropane	N.D.	1.0	5.0	ug/l	108		76-120		
Vinyl Chloride	N.D.	1.0	5.0	ug/l	91		56-123		

Sample Matrix Quality Control

Unspiked (UNSPK) = the sample used in conjunction with the matrix spike

Background (BKG) = the sample used in conjunction with the duplicate

MS	MSD	MS/MSD	RPD	BKG	DUP	DUP	Dup RPD
----	-----	--------	-----	-----	-----	-----	---------

*- Outside of specification

**This limit was used in the evaluation of the final result for the blank

(1) The result for one or both determinations was less than five times the LOQ.

(2) The unspiked result was more than four times the spike added.

Quality Control SummaryClient Name: Atlantic Richfield(Parsons-NY)
Reported: 04/16/12 at 12:55 PM

Group Number: 1300016

<u>Analysis Name</u>	<u>%REC</u>	<u>%REC</u>	<u>Limits</u>	<u>RPD</u>	<u>MAX</u>	<u>Conc</u>	<u>Conc</u>	<u>RPD</u>	<u>Max</u>
Batch number: T121011AA	Sample number(s): 6605289-6605299 UNSPK: 6605294								
Benzyl Chloride	111	109	62-120	2	30				
Bromobenzene	118*	117*	82-115	1	30				
Bromodichloromethane	119	115	78-125	3	30				
Bromoform	107	106	48-118	1	30				
Bromomethane	105	101	38-149	4	30				
Carbon Tetrachloride	125	121	72-135	3	30				
Chlorobenzene	119	117	87-124	3	30				
Chloroethane	106	101	51-145	5	30				
2-Chloroethyl Vinyl Ether	109	113	10-151	4	30				
Chloroform	120	119	81-134	1	30				
Chloromethane	108	105	67-154	2	30				
Dibromochloromethane	118*	115	74-116	2	30				
Dibromomethane	121*	118	83-119	2	30				
1,2-Dichlorobenzene	117	114	84-119	3	30				
1,3-Dichlorobenzene	117	114	86-121	2	30				
1,4-Dichlorobenzene	114	115	85-121	1	30				
Dichlorodifluoromethane	116	112	52-129	3	30				
1,1-Dichloroethane	119	118	84-129	1	30				
1,2-Dichloroethane	121	119	68-131	2	30				
1,1-Dichloroethene	122	120	85-142	1	30				
cis-1,2-Dichloroethene	121	119	85-125	1	30				
trans-1,2-Dichloroethene	123	122	87-126	1	30				
1,2-Dichloropropane	118	116	83-124	2	30				
cis-1,3-Dichloropropene	120*	119*	70-116	1	30				
trans-1,3-Dichloropropene	122*	119	74-119	3	30				
Methylene Chloride	118	116	78-133	3	30				
1,1,1,2-Tetrachloroethane	125*	119	82-119	5	30				
1,1,2,2-Tetrachloroethane	119	119	72-128	0	30				
Tetrachloroethene	127	126	80-128	0	30				
1,1,1-Trichloroethane	125	120	74-131	4	30				
1,1,2-Trichloroethane	119	113	77-124	5	30				
Trichloroethene	107 (2)	86 (2)	88-133	1	30				
Trichlorofluoromethane	120	118	64-146	2	30				
1,2,3-Trichloropropane	112	112	76-118	0	30				
Vinyl Chloride	110	107	66-133	3	30				

Surrogate Quality Control

Surrogate recoveries which are outside of the QC window are confirmed unless attributed to dilution or otherwise noted on the Analysis Report.

Analysis Name: PPL + Xylene (total) by 8260

Batch number: T121011AA

	Dibromofluoromethane	1,2-Dichloroethane-d4	Toluene-d8	4-Bromofluorobenzene
6605289	97	97	100	100
6605290	97	96	98	100
6605291	98	94	101	100
6605292	101	95	99	99
6605293	99	97	100	100
6605294	98	96	99	98
6605295	98	97	101	102
6605296	100	98	100	101
6605297	98	94	99	100

*- Outside of specification

**-This limit was used in the evaluation of the final result for the blank

(1) The result for one or both determinations was less than five times the LOQ.

(2) The unspiked result was more than four times the spike added.

Quality Control Summary

Client Name: Atlantic Richfield(Parsons-NY)
Reported: 04/16/12 at 12:55 PM

Group Number: 1300016

Surrogate Quality Control

6605298	101	96	100	102
6605299	99	96	98	102
Blank	97	96	98	99
LCS	100	98	99	100
MS	98	97	101	102
MSD	100	98	100	101
Limits:	80-116	77-113	80-113	78-113

*- Outside of specification

** - This limit was used in the evaluation of the final result for the blank

- (1) The result for one or both determinations was less than five times the LOQ.
- (2) The unspiked result was more than four times the spike added.

Project Name: BP Sanborn
LLI Group #: 1300016

General Comments:

Through our technical processes and second person review of data, we have established that our data/deliverables are in compliance with the methods and project requirements unless otherwise noted or previously resolved with the client. The compliance signature is located on the cover page of the Analysis Reports.

See the Laboratory Sample Analysis Record section of the Analysis Report for the method references.

All QC met criteria unless otherwise noted in an Analysis Specific Comment below. Refer to the QC Summary for specific values and acceptance criteria.

Project specific QC samples are included in this data set

Matrix QC may not be reported if site-specific QC samples were not submitted. In these situations, to demonstrate precision and accuracy at a batch level, a LCS/LCSD was performed, unless otherwise specified in the method.

Surrogate recoveries (if applicable) which are outside of the QC window are confirmed unless attributed to a dilution or otherwise noted in an Analysis Specific Comment below.

The samples were received at the appropriate temperature and in accordance with the chain of custody unless otherwise noted.

Analysis Specific Comments:**SW-846 8260B, GC/MS volatiles**

Batch #: T121011AA (Sample number(s): 6605289-6605299 UNSPK: 6605294)

The recovery(ies) for the following analyte(s) in the MS and/or MSD was outside the acceptance window: Trichloroethene, Bromobenzene, cis-1,3-Dichloropropene, Dibromomethane, Dibromochloromethane, 1,1,1,2-Tetrachloroethane, trans-1,3-Dichloropropene

BP/ARC Project Name: BP, Sanborn

Req Due Date (mm/dd/yy): _____ Rush TAT: Yes _____ No ☒

BP/ARC Facility No: _____

Lab Work Order Number: _____

Lab Name: <u>Lancaster Labs</u>	BP/ARC Facility Address: <u>2040 Cory Dr.</u>	Consultant/Contractor: <u>Parsons</u>
Lab Address: <u>2425 New Holland Pike, Lancaster, PA 17601</u>	City, State, ZIP Code: <u>Sanborn, NY 14132</u>	Consultant/Contractor Project No: _____
Lab PM: <u>Kaitlin N. Plasterer</u>	Lead Regulatory Agency: <u>NYSDEC</u>	Address: <u>40 LaRue Dr Suite 350, Buffalo, NY 14202</u>
Lab Phone: <u>(717) 656-2300</u>	California Global ID No.: _____	Consultant/Contractor PM: <u>George Hermance</u>
Lab Shipping Acct: _____	Enfos Proposal No: <u>D00B4-0002</u>	Phone: <u>(716) 407-4990</u>
Lab Bottle Order No: _____	Accounting Mode: <u>10</u> Provision _____ OOC-BU _____ OOC-RM _____	Email EDD To: <u>Lorraine Weber</u>
Other Info: _____	Stage: <u>60</u> Activity: <u>81</u>	Invoice To: <u>BP/ARC</u> <input checked="" type="checkbox"/> Contractor _____

BP/ARC EBM: <u>Bill Barber</u>				Matrix				No. Containers / Preservative				Requested Analyses												Report Type & QC Level	
EBM Phone: <u>(216) 271-8038</u>																								Standard _____	
EBM Email: _____																								Full Data Package _____	
Lab No.	Sample Description	Date	Time	Soil / Solid	Water / Liquid	Air / Vapor	Total Number of Containers	Unpreserved	H ₂ SO ₄	HNO ₃	HCl	Methanol													Comments
	B-28	4/3/12	1450	X			3	X					X												
	Field Dig #1	4/3/12		X			3	X					X												
	B-21	4/3/12	1410	X			3	X					X												
	B-9	4/3/12	0905	X			3	X					X												
	B-32	4/3/12	1320	X			3	X					X												
	B-6	4/3/12	1000	X			3	X					X												
	B-6 ms	4/3/12	1000	X			3	X					X												
	B-6 MSD	4/3/12	1000	X			3	X					X												
	B-24	4/3/12	1225	X			3	X					X												
													X												

Sampler's Name: <u>Richard C Becken</u>	Relinquished By / Affiliation: <u>Richard C Becken D+M</u>	Date: <u>4/3/12</u>	Time: <u>1600</u>	Accepted By / Affiliation: _____	Date: _____	Time: _____
Sampler's Company: <u>D+M Enterprises Inc.</u>						
Shipment Method: <u>Fed Ex</u>	Ship Date: <u>4/3/12</u>					
Shipment Tracking No: <u>875329879058</u>				<u>Suzette Lehman</u>	<u>4/4/12</u>	<u>0930</u>

Special Instructions: _____

THIS LINE - LAB USE ONLY: Custody Seals In Place: ☒ Yes / No _____ Temp Blank: ☒ Yes / No _____ Cooler Temp on Receipt: 3.6 °C _____ Trip Blank: ☒ Yes / No _____ MS/MSD Sample Submitted: ☒ Yes / No _____

BP/ARC Project Name: BP, Sanborn

Req Due Date (mm/dd/yy): _____ Rush TAT: Yes _____ No _____

BP/ARC Facility No: _____

Lab Work Order Number: _____

Lab Name: <u>Lancaster Labs</u>	BP/ARC Facility Address: <u>2040 Cory Dr.</u>	Consultant/Contractor: <u>Parsons</u>
Lab Address: <u>2425 New Holland Pike Lancaster, PA 17601</u>	City, State, ZIP Code: <u>Sanborn, NY 14132</u>	Consultant/Contractor Project No: _____
Lab PM: <u>Kaitlin N. Plasterer</u>	Lead Regulatory Agency: <u>NYS DEC</u>	Address: <u>40 La Riviere Dr. Suite 350, Buffalo, NY 14202</u>
Lab Phone: <u>(717) 656-2300</u>	California Global ID No.: _____	Consultant/Contractor PM: <u>George Hermance</u>
Lab Shipping Acct: _____	Enfos Proposal No: <u>D0084-0002</u>	Phone: <u>(716) 407-4990</u>
Lab Bottle Order No: _____	Accounting Mode: <u>10</u> Provision _____ OOC-BU _____ OOC-RM _____	Email EDD To: <u>Lorraine Weber</u>
Other Info: _____	Stage: <u>60</u> Activity: <u>81</u>	Invoice To: <u>BP/ARC</u> Contractor: _____

BP/ARC EBM: <u>Bill Barber</u>				Matrix		No. Containers / Preservative										Requested Analyses										Report Type & QC Level	
EBM Phone: <u>(216) 271-8038</u>																										Standard _____	
EBM Email: _____																										Full Data Package _____	
Lab No.	Sample Description	Date	Time	Soil / Solid	Water / Liquid	Air / Vapor	Total Number of Containers	Unpreserved	H ₂ SO ₄	HNO ₃	HCl	Methanol	Long													Comments	
	<u>6-56</u>	<u>4/3/12</u>	<u>1115</u>		X		<u>3</u>	X						X												Note: If sample not collected, indicate "No Sample" in comments and single-strike out and initial any preprinted sample description.	
	<u>6-57</u>	<u>4/3/12</u>	<u>1125</u>		X		<u>3</u>	X						X													

Sampler's Name: <u>Richard C Becken</u>	Relinquished By / Affiliation: <u>Richard C Becken</u>	Date: <u>4/3/12</u>	Time: <u>1600</u>	Accepted By / Affiliation: _____	Date: _____	Time: _____
Sampler's Company: <u>Orm Enterprises, Inc.</u>						
Shipment Method: <u>Fed Ex</u>	Ship Date: <u>4/3/12</u>					
Shipment Tracking No: <u>8753 29879058</u>				<u>Suzette Lehman</u>	<u>4/4/12</u>	<u>0930</u>

Special Instructions: _____

THIS LINE - LAB USE ONLY: Custody Seals In Place: <u>Yes</u> / No	Temp Blank: <u>Yes</u> / No	Cooler Temp on Receipt: <u>3.6</u> °F / °C	Trip Blank: <u>Yes</u> / No	MS/MSD Sample Submitted: <u>Yes</u> / No
---	-----------------------------	--	-----------------------------	--

Environmental Sample Administration
Receipt Documentation Log

Client/Project:

BP Seaborn

Date of Receipt:

4/4/12

Time of Receipt:

0930

Source Code:

50-1

Shipping Container Sealed:

YES

NO

Custody Seal Present * :

YES

NO

* Custody seal was intact unless otherwise noted in the
discrepancy section

Package:

Chilled

Not Chilled

Temperature of Shipping Containers

Cooler #	Thermometer ID	Temperature (°C)	Temp Bottle (TB) or Surface Temp (ST)	Wet Ice (WI) or Dry Ice (DI) or Ice Packs (IP)	Ice Present? Y/N	Loose (L) Bagged Ice (B) or NA	Comments
1	9422	3.6	TB	WI	Y	B	
2							
3							
4							
5							
6							

Number of Trip Blanks received NOT listed on chain of custody:

2

Paperwork Discrepancy/Unpacking Problems:

Unpacker Signature/Emp#:

Suzette Lehman 1677

Date/Time:

4/4/12 11:10

Explanation of Symbols and Abbreviations

The following defines common symbols and abbreviations used in reporting technical data:

RL	Reporting Limit	BMQL	Below Minimum Quantitation Level
N.D.	none detected	MPN	Most Probable Number
TNTC	Too Numerous To Count	CP Units	cobalt-chloroplatinate units
IU	International Units	NTU	nephelometric turbidity units
umhos/cm	micromhos/cm	ng	nanogram(s)
C	degrees Celsius	F	degrees Fahrenheit
meq	milliequivalents	lb.	pound(s)
g	gram(s)	kg	kilogram(s)
µg	microgram(s)	mg	milligram(s)
mL	milliliter(s)	L	liter(s)
m³	cubic meter(s)	µL	microliter(s)
		pg/L	picogram/liter
<	less than - The number following the sign is the <u>limit of quantitation</u> , the smallest amount of analyte which can be reliably determined using this specific test.		
>	greater than		
ppm	parts per million - One ppm is equivalent to one milligram per kilogram (mg/kg), or one gram per million grams. For aqueous liquids, ppm is usually taken to be equivalent to milligrams per liter (mg/l), because one liter of water has a weight very close to a kilogram. For gases or vapors, one ppm is equivalent to one microliter of gas per liter of gas.		
ppb	parts per billion		
Dry weight basis	Results printed under this heading have been adjusted for moisture content. This increases the analyte weight concentration to approximate the value present in a similar sample without moisture. All other results are reported on an as-received basis.		

Data Qualifiers:

C – result confirmed by reanalysis.

J - estimated value – The result is \geq the Method Detection Limit (MDL) and $<$ the Limit of Quantitation (LOQ).

U.S. EPA CLP Data Qualifiers:

Organic Qualifiers		Inorganic Qualifiers	
A	TIC is a possible aldol-condensation product	B	Value is $<$ CRDL, but \geq IDL
B	Analyte was also detected in the blank	E	Estimated due to interference
C	Pesticide result confirmed by GC/MS	M	Duplicate injection precision not met
D	Compound quantitated on a diluted sample	N	Spike sample not within control limits
E	Concentration exceeds the calibration range of the instrument	S	Method of standard additions (MSA) used for calculation
N	Presumptive evidence of a compound (TICs only)	U	Compound was not detected
P	Concentration difference between primary and confirmation columns $>25\%$	W	Post digestion spike out of control limits
U	Compound was not detected	*	Duplicate analysis not within control limits
X,Y,Z	Defined in case narrative	+	Correlation coefficient for MSA <0.995

Analytical test results meet all requirements of NELAC unless otherwise noted under the individual analysis.

Measurement uncertainty values, as applicable, are available upon request.

Tests results relate only to the sample tested. Clients should be aware that a critical step in a chemical or microbiological analysis is the collection of the sample. Unless the sample analyzed is truly representative of the bulk of material involved, the test results will be meaningless. If you have questions regarding the proper techniques of collecting samples, please contact us. We cannot be held responsible for sample integrity, however, unless sampling has been performed by a member of our staff. This report shall not be reproduced except in full, without the written approval of the laboratory.

Times are local to the area of activity. Parameters listed in the 40 CFR part 136 Table II as "analyze immediately" are not performed within 15 minutes.

WARRANTY AND LIMITS OF LIABILITY - In accepting analytical work, we warrant the accuracy of test results for the sample as submitted. THE FOREGOING EXPRESS WARRANTY IS EXCLUSIVE AND IS GIVEN IN LIEU OF ALL OTHER WARRANTIES, EXPRESSED OR IMPLIED. WE DISCLAIM ANY OTHER WARRANTIES, EXPRESSED OR IMPLIED, INCLUDING A WARRANTY OF FITNESS FOR PARTICULAR PURPOSE AND WARRANTY OF MERCHANTABILITY. IN NO EVENT SHALL LANCASTER LABORATORIES BE LIABLE FOR INDIRECT, SPECIAL, CONSEQUENTIAL, OR INCIDENTAL DAMAGES INCLUDING, BUT NOT LIMITED TO, DAMAGES FOR LOSS OF PROFIT OR GOODWILL REGARDLESS OF (A) THE NEGLIGENCE (EITHER SOLE OR CONCURRENT) OF LANCASTER LABORATORIES AND (B) WHETHER LANCASTER LABORATORIES HAS BEEN INFORMED OF THE POSSIBILITY OF SUCH DAMAGES. We accept no legal responsibility for the purposes for which the client uses the test results. No purchase order or other order for work shall be accepted by Lancaster Laboratories which includes any conditions that vary from the Standard Terms and Conditions, and Lancaster hereby objects to any conflicting terms contained in any acceptance or order submitted by client.

ANALYTICAL RESULTS

Prepared by:

Lancaster Laboratories
2425 New Holland Pike
Lancaster, PA 17605-2425

Prepared for:

Atlantic Richfield(Parsons-NY)
BP Corporation
501 WestLake Park Blvd
Houston TX 77079

April 16, 2012

Project: BP Sanborn

Submittal Date: 04/05/2012

Group Number: 1300319

PO Number: D00B4-0002

Release Number: BARBER

State of Sample Origin: NY

Client Sample DescriptionLancaster Labs (LLI) #

P-4 Water	6607020
B-26 Water	6607021
P-3 Water	6607022
PW-1 Water	6607023
P-2 Water	6607024
PW-4 Water	6607025
PW-4MS Water	6607026
PW-4MSD Water	6607027
B-38 Water	6607028
Quarry Pond Water	6607029
PW-3 Water	6607030
Field Dup#2 Water	6607031
B-8 Water	6607032


The specific methodologies used in obtaining the enclosed analytical results are indicated on the Laboratory Sample Analysis Record.

ELECTRONIC Parsons
COPY TO
ELECTRONIC Parsons
COPY TO

Attn: George Hermance

Attn: Lorraine Weber

Respectfully Submitted,



Kaitlin N. Plasterer
Specialist

(717) 556-7323

Sample Description: P-4 Water
BP Sanborn COC: 192436
2040 Cory Drive - Sanborn, NY P-4

LLI Sample # WW 6607020
LLI Group # 1300319
Account # 12495

Project Name: BP Sanborn

Collected: 04/04/2012 10:45 by RCB

Atlantic Richfield(Parsons-NY)

Submitted: 04/05/2012 09:05

BP Corporation

Reported: 04/16/2012 13:16

501 WestLake Park Blvd
Houston TX 77079

SBP-4

CAT No.	Analysis Name	CAS Number	As Received Result	As Received Method Detection Limit*	As Received Limit of Quantitation	Dilution Factor
GC/MS	Volatiles	SW-846 8260B	ug/l	ug/l	ug/l	
10903	Benzyl Chloride	100-44-7	N.D.	2.0	10	2
10903	Bromobenzene	108-86-1	N.D.	2.0	10	2
10903	Bromodichloromethane	75-27-4	N.D.	2.0	10	2
10903	Bromoform	75-25-2	N.D.	2.0	10	2
10903	Bromomethane	74-83-9	N.D.	2.0	10	2
10903	Carbon Tetrachloride	56-23-5	N.D.	2.0	10	2
10903	Chlorobenzene	108-90-7	N.D.	1.6	10	2
10903	Chloroethane	75-00-3	N.D.	2.0	10	2
10903	2-Chloroethyl Vinyl Ether	110-75-8	N.D.	4.0	20	2
	2-Chloroethyl vinyl ether may not be recovered if acid was used to preserve this sample.					
10903	Chloroform	67-66-3	N.D.	1.6	10	2
10903	Chloromethane	74-87-3	N.D.	2.0	10	2
10903	Dibromochloromethane	124-48-1	N.D.	2.0	10	2
10903	Dibromomethane	74-95-3	N.D.	2.0	10	2
10903	1,2-Dichlorobenzene	95-50-1	N.D.	2.0	10	2
10903	1,3-Dichlorobenzene	541-73-1	N.D.	2.0	10	2
10903	1,4-Dichlorobenzene	106-46-7	N.D.	2.0	10	2
10903	Dichlorodifluoromethane	75-71-8	N.D.	4.0	10	2
10903	1,1-Dichloroethane	75-34-3	24	2.0	10	2
10903	1,2-Dichloroethane	107-06-2	N.D.	2.0	10	2
10903	1,1-Dichloroethene	75-35-4	5.1 J	1.6	10	2
10903	cis-1,2-Dichloroethene	156-59-2	530	1.6	10	2
10903	trans-1,2-Dichloroethene	156-60-5	6.7 J	1.6	10	2
10903	1,2-Dichloropropane	78-87-5	N.D.	2.0	10	2
10903	cis-1,3-Dichloropropene	10061-01-5	N.D.	2.0	10	2
10903	trans-1,3-Dichloropropene	10061-02-6	N.D.	2.0	10	2
10903	Methylene Chloride	75-09-2	N.D.	4.0	10	2
10903	1,1,1,2-Tetrachloroethane	630-20-6	N.D.	2.0	10	2
10903	1,1,2,2-Tetrachloroethane	79-34-5	N.D.	2.0	10	2
10903	Tetrachloroethene	127-18-4	N.D.	1.6	10	2
10903	1,1,1-Trichloroethane	71-55-6	8.6 J	1.6	10	2
10903	1,1,2-Trichloroethane	79-00-5	N.D.	1.6	10	2
10903	Trichloroethene	79-01-6	1,400	20	100	20
10903	Trichlorofluoromethane	75-69-4	N.D.	4.0	10	2
10903	1,2,3-Trichloropropane	96-18-4	N.D.	2.0	10	2
10903	Vinyl Chloride	75-01-4	7.6 J	2.0	10	2

General Sample Comments

State of New York Certification No. 10670

All QC is compliant unless otherwise noted. Please refer to the Quality Control Summary for overall QC performance data and associated samples.

Sample Description: P-4 Water
BP Sanborn COC: 192436
2040 Cory Drive - Sanborn, NY P-4

LLI Sample # WW 6607020
LLI Group # 1300319
Account # 12495

Project Name: BP Sanborn

Collected: 04/04/2012 10:45 by RCB

Atlantic Richfield(Parsons-NY)

Submitted: 04/05/2012 09:05

BP Corporation

Reported: 04/16/2012 13:16

501 WestLake Park Blvd
Houston TX 77079

SBP-4

Laboratory Sample Analysis Record

CAT No.	Analysis Name	Method	Trial#	Batch#	Analysis Date and Time	Analyst	Dilution Factor
10903	VOCs 8260 Parsons Specs List	SW-846 8260B	1	T121012AA	04/10/2012 22:23	Sara E Johnson	2
10903	VOCs 8260 Parsons Specs List	SW-846 8260B	1	T121012AA	04/10/2012 22:47	Sara E Johnson	20
01163	GC/MS VOA Water Prep	SW-846 5030B	1	T121012AA	04/10/2012 22:23	Sara E Johnson	2
01163	GC/MS VOA Water Prep	SW-846 5030B	2	T121012AA	04/10/2012 22:47	Sara E Johnson	20

Sample Description: B-26 Water
BP Sanborn COC: 192436
2040 Cory Drive - Sanborn, NY B-26

LLI Sample # WW 6607021
LLI Group # 1300319
Account # 12495

Project Name: BP Sanborn

Collected: 04/04/2012 12:00 by RCB

Atlantic Richfield(Parsons-NY)

Submitted: 04/05/2012 09:05

BP Corporation

Reported: 04/16/2012 13:16

501 WestLake Park Blvd

Houston TX 77079

SBB46

CAT No.	Analysis Name	CAS Number	As Received Result	As Received Method Detection Limit*	As Received Limit of Quantitation	Dilution Factor
GC/MS	Volatiles	SW-846 8260B	ug/l	ug/l	ug/l	
10903	Benzyl Chloride	100-44-7	N.D.	1.0	5.0	1
10903	Bromobenzene	108-86-1	N.D.	1.0	5.0	1
10903	Bromodichloromethane	75-27-4	N.D.	1.0	5.0	1
10903	Bromoform	75-25-2	N.D.	1.0	5.0	1
10903	Bromomethane	74-83-9	N.D.	1.0	5.0	1
10903	Carbon Tetrachloride	56-23-5	N.D.	1.0	5.0	1
10903	Chlorobenzene	108-90-7	N.D.	0.80	5.0	1
10903	Chloroethane	75-00-3	N.D.	1.0	5.0	1
10903	2-Chloroethyl Vinyl Ether	110-75-8	N.D.	2.0	10	1
	2-Chloroethyl vinyl ether may not be recovered if acid was used to preserve this sample.					
10903	Chloroform	67-66-3	N.D.	0.80	5.0	1
10903	Chloromethane	74-87-3	N.D.	1.0	5.0	1
10903	Dibromochloromethane	124-48-1	N.D.	1.0	5.0	1
10903	Dibromomethane	74-95-3	N.D.	1.0	5.0	1
10903	1,2-Dichlorobenzene	95-50-1	N.D.	1.0	5.0	1
10903	1,3-Dichlorobenzene	541-73-1	N.D.	1.0	5.0	1
10903	1,4-Dichlorobenzene	106-46-7	N.D.	1.0	5.0	1
10903	Dichlorodifluoromethane	75-71-8	N.D.	2.0	5.0	1
10903	1,1-Dichloroethane	75-34-3	N.D.	1.0	5.0	1
10903	1,2-Dichloroethane	107-06-2	N.D.	1.0	5.0	1
10903	1,1-Dichloroethene	75-35-4	N.D.	0.80	5.0	1
10903	cis-1,2-Dichloroethene	156-59-2	N.D.	0.80	5.0	1
10903	trans-1,2-Dichloroethene	156-60-5	N.D.	0.80	5.0	1
10903	1,2-Dichloropropane	78-87-5	N.D.	1.0	5.0	1
10903	cis-1,3-Dichloropropene	10061-01-5	N.D.	1.0	5.0	1
10903	trans-1,3-Dichloropropene	10061-02-6	N.D.	1.0	5.0	1
10903	Methylene Chloride	75-09-2	N.D.	2.0	5.0	1
10903	1,1,1,2-Tetrachloroethane	630-20-6	N.D.	1.0	5.0	1
10903	1,1,2,2-Tetrachloroethane	79-34-5	N.D.	1.0	5.0	1
10903	Tetrachloroethene	127-18-4	N.D.	0.80	5.0	1
10903	1,1,1-Trichloroethane	71-55-6	N.D.	0.80	5.0	1
10903	1,1,2-Trichloroethane	79-00-5	N.D.	0.80	5.0	1
10903	Trichloroethene	79-01-6	N.D.	1.0	5.0	1
10903	Trichlorofluoromethane	75-69-4	N.D.	2.0	5.0	1
10903	1,2,3-Trichloropropane	96-18-4	N.D.	1.0	5.0	1
10903	Vinyl Chloride	75-01-4	N.D.	1.0	5.0	1

General Sample Comments

State of New York Certification No. 10670

All QC is compliant unless otherwise noted. Please refer to the Quality Control Summary for overall QC performance data and associated samples.

Sample Description: B-26 Water
BP Sanborn COC: 192436
2040 Cory Drive - Sanborn, NY B-26

LLI Sample # WW 6607021
LLI Group # 1300319
Account # 12495

Project Name: BP Sanborn

Collected: 04/04/2012 12:00 by RCB

Atlantic Richfield(Parsons-NY)

Submitted: 04/05/2012 09:05

BP Corporation

Reported: 04/16/2012 13:16

501 WestLake Park Blvd

Houston TX 77079

SBB46

Laboratory Sample Analysis Record

CAT No.	Analysis Name	Method	Trial#	Batch#	Analysis Date and Time	Analyst	Dilution Factor
10903	VOCs 8260 Parsons Specs List	SW-846 8260B	1	T121012AA	04/10/2012 23:11	Sara E Johnson	1
01163	GC/MS VOA Water Prep	SW-846 5030B	1	T121012AA	04/10/2012 23:11	Sara E Johnson	1

Sample Description: P-3 Water
BP Sanborn COC: 192436
2040 Cory Drive - Sanborn, NY P-3

LLI Sample # WW 6607022
LLI Group # 1300319
Account # 12495

Project Name: BP Sanborn

Collected: 04/04/2012 10:35 by RCB

Atlantic Richfield(Parsons-NY)

Submitted: 04/05/2012 09:05

BP Corporation

Reported: 04/16/2012 13:16

501 WestLake Park Blvd

Houston TX 77079

SBP-3

CAT No.	Analysis Name	CAS Number	As Received Result	As Received Method Detection Limit*	As Received Limit of Quantitation	Dilution Factor
GC/MS	Volatiles	SW-846 8260B	ug/l	ug/l	ug/l	
10903	Benzyl Chloride	100-44-7	N.D.	1.0	5.0	1
10903	Bromobenzene	108-86-1	N.D.	1.0	5.0	1
10903	Bromodichloromethane	75-27-4	N.D.	1.0	5.0	1
10903	Bromoform	75-25-2	N.D.	1.0	5.0	1
10903	Bromomethane	74-83-9	N.D.	1.0	5.0	1
10903	Carbon Tetrachloride	56-23-5	N.D.	1.0	5.0	1
10903	Chlorobenzene	108-90-7	N.D.	0.80	5.0	1
10903	Chloroethane	75-00-3	N.D.	1.0	5.0	1
10903	2-Chloroethyl Vinyl Ether	110-75-8	N.D.	2.0	10	1
	2-Chloroethyl vinyl ether may not be recovered if acid was used to preserve this sample.					
10903	Chloroform	67-66-3	N.D.	0.80	5.0	1
10903	Chloromethane	74-87-3	N.D.	1.0	5.0	1
10903	Dibromochloromethane	124-48-1	N.D.	1.0	5.0	1
10903	Dibromomethane	74-95-3	N.D.	1.0	5.0	1
10903	1,2-Dichlorobenzene	95-50-1	N.D.	1.0	5.0	1
10903	1,3-Dichlorobenzene	541-73-1	N.D.	1.0	5.0	1
10903	1,4-Dichlorobenzene	106-46-7	N.D.	1.0	5.0	1
10903	Dichlorodifluoromethane	75-71-8	N.D.	2.0	5.0	1
10903	1,1-Dichloroethane	75-34-3	N.D.	1.0	5.0	1
10903	1,2-Dichloroethane	107-06-2	N.D.	1.0	5.0	1
10903	1,1-Dichloroethene	75-35-4	N.D.	0.80	5.0	1
10903	cis-1,2-Dichloroethene	156-59-2	38	0.80	5.0	1
10903	trans-1,2-Dichloroethene	156-60-5	1.3 J	0.80	5.0	1
10903	1,2-Dichloropropane	78-87-5	N.D.	1.0	5.0	1
10903	cis-1,3-Dichloropropene	10061-01-5	N.D.	1.0	5.0	1
10903	trans-1,3-Dichloropropene	10061-02-6	N.D.	1.0	5.0	1
10903	Methylene Chloride	75-09-2	N.D.	2.0	5.0	1
10903	1,1,1,2-Tetrachloroethane	630-20-6	N.D.	1.0	5.0	1
10903	1,1,2,2-Tetrachloroethane	79-34-5	N.D.	1.0	5.0	1
10903	Tetrachloroethene	127-18-4	N.D.	0.80	5.0	1
10903	1,1,1-Trichloroethane	71-55-6	N.D.	0.80	5.0	1
10903	1,1,2-Trichloroethane	79-00-5	N.D.	0.80	5.0	1
10903	Trichloroethene	79-01-6	N.D.	1.0	5.0	1
10903	Trichlorofluoromethane	75-69-4	N.D.	2.0	5.0	1
10903	1,2,3-Trichloropropane	96-18-4	N.D.	1.0	5.0	1
10903	Vinyl Chloride	75-01-4	N.D.	1.0	5.0	1

General Sample Comments

State of New York Certification No. 10670

All QC is compliant unless otherwise noted. Please refer to the Quality Control Summary for overall QC performance data and associated samples.

Sample Description: P-3 Water
BP Sanborn COC: 192436
2040 Cory Drive - Sanborn, NY P-3

LLI Sample # WW 6607022
LLI Group # 1300319
Account # 12495

Project Name: BP Sanborn

Collected: 04/04/2012 10:35 by RCB

Atlantic Richfield(Parsons-NY)

Submitted: 04/05/2012 09:05

BP Corporation

Reported: 04/16/2012 13:16

501 WestLake Park Blvd

Houston TX 77079

SBP-3

Laboratory Sample Analysis Record

CAT No.	Analysis Name	Method	Trial#	Batch#	Analysis Date and Time	Analyst	Dilution Factor
10903	VOCs 8260 Parsons Specs List	SW-846 8260B	1	T121012AA	04/10/2012 23:35	Sara E Johnson	1
01163	GC/MS VOA Water Prep	SW-846 5030B	1	T121012AA	04/10/2012 23:35	Sara E Johnson	1

Sample Description: PW-1 Water
BP Sanborn COC: 192436
2040 Cory Drive - Sanborn, NY PW-1

LLI Sample # WW 6607023
LLI Group # 1300319
Account # 12495

Project Name: BP Sanborn

Collected: 04/04/2012 10:20 by RCB

Atlantic Richfield(Parsons-NY)

Submitted: 04/05/2012 09:05

BP Corporation

Reported: 04/16/2012 13:16

501 WestLake Park Blvd
Houston TX 77079

SBPW1

CAT No.	Analysis Name	CAS Number	As Received Result	As Received Method Detection Limit*	As Received Limit of Quantitation	Dilution Factor
GC/MS	Volatiles	SW-846 8260B	ug/l	ug/l	ug/l	
10903	Benzyl Chloride	100-44-7	N.D.	1.0	5.0	1
10903	Bromobenzene	108-86-1	N.D.	1.0	5.0	1
10903	Bromodichloromethane	75-27-4	N.D.	1.0	5.0	1
10903	Bromoform	75-25-2	N.D.	1.0	5.0	1
10903	Bromomethane	74-83-9	N.D.	1.0	5.0	1
10903	Carbon Tetrachloride	56-23-5	N.D.	1.0	5.0	1
10903	Chlorobenzene	108-90-7	N.D.	0.80	5.0	1
10903	Chloroethane	75-00-3	N.D.	1.0	5.0	1
10903	2-Chloroethyl Vinyl Ether	110-75-8	N.D.	2.0	10	1
	2-Chloroethyl vinyl ether may not be recovered if acid was used to preserve this sample.					
10903	Chloroform	67-66-3	N.D.	0.80	5.0	1
10903	Chloromethane	74-87-3	N.D.	1.0	5.0	1
10903	Dibromochloromethane	124-48-1	N.D.	1.0	5.0	1
10903	Dibromomethane	74-95-3	N.D.	1.0	5.0	1
10903	1,2-Dichlorobenzene	95-50-1	N.D.	1.0	5.0	1
10903	1,3-Dichlorobenzene	541-73-1	N.D.	1.0	5.0	1
10903	1,4-Dichlorobenzene	106-46-7	N.D.	1.0	5.0	1
10903	Dichlorodifluoromethane	75-71-8	N.D.	2.0	5.0	1
10903	1,1-Dichloroethane	75-34-3	8.9	1.0	5.0	1
10903	1,2-Dichloroethane	107-06-2	N.D.	1.0	5.0	1
10903	1,1-Dichloroethene	75-35-4	3.0 J	0.80	5.0	1
10903	cis-1,2-Dichloroethene	156-59-2	340	8.0	50	10
10903	trans-1,2-Dichloroethene	156-60-5	3.1 J	0.80	5.0	1
10903	1,2-Dichloropropane	78-87-5	N.D.	1.0	5.0	1
10903	cis-1,3-Dichloropropene	10061-01-5	N.D.	1.0	5.0	1
10903	trans-1,3-Dichloropropene	10061-02-6	N.D.	1.0	5.0	1
10903	Methylene Chloride	75-09-2	N.D.	2.0	5.0	1
10903	1,1,1,2-Tetrachloroethane	630-20-6	N.D.	1.0	5.0	1
10903	1,1,2,2-Tetrachloroethane	79-34-5	N.D.	1.0	5.0	1
10903	Tetrachloroethene	127-18-4	N.D.	0.80	5.0	1
10903	1,1,1-Trichloroethane	71-55-6	4.3 J	0.80	5.0	1
10903	1,1,2-Trichloroethane	79-00-5	N.D.	0.80	5.0	1
10903	Trichloroethene	79-01-6	1,400	10	50	10
10903	Trichlorofluoromethane	75-69-4	N.D.	2.0	5.0	1
10903	1,2,3-Trichloropropane	96-18-4	N.D.	1.0	5.0	1
10903	Vinyl Chloride	75-01-4	18	1.0	5.0	1

General Sample Comments

State of New York Certification No. 10670

All QC is compliant unless otherwise noted. Please refer to the Quality Control Summary for overall QC performance data and associated samples.

Sample Description: PW-1 Water
BP Sanborn COC: 192436
2040 Cory Drive - Sanborn, NY PW-1

LLI Sample # WW 6607023
LLI Group # 1300319
Account # 12495

Project Name: BP Sanborn

Collected: 04/04/2012 10:20 by RCB

Atlantic Richfield(Parsons-NY)

Submitted: 04/05/2012 09:05

BP Corporation

Reported: 04/16/2012 13:16

501 WestLake Park Blvd
Houston TX 77079

SBPW1

Laboratory Sample Analysis Record

CAT No.	Analysis Name	Method	Trial#	Batch#	Analysis Date and Time	Analyst	Dilution Factor
10903	VOCs 8260 Parsons Specs List	SW-846 8260B	1	T121012AA	04/10/2012 23:59	Sara E Johnson	1
10903	VOCs 8260 Parsons Specs List	SW-846 8260B	1	T121012AA	04/11/2012 00:23	Sara E Johnson	10
01163	GC/MS VOA Water Prep	SW-846 5030B	1	T121012AA	04/10/2012 23:59	Sara E Johnson	1
01163	GC/MS VOA Water Prep	SW-846 5030B	2	T121012AA	04/11/2012 00:23	Sara E Johnson	10

Sample Description: P-2 Water
BP Sanborn COC: 192436
2040 Cory Drive - Sanborn, NY P-2

LLI Sample # WW 6607024
LLI Group # 1300319
Account # 12495

Project Name: BP Sanborn

Collected: 04/04/2012 10:00 by RCB

Atlantic Richfield(Parsons-NY)

Submitted: 04/05/2012 09:05

BP Corporation

Reported: 04/16/2012 13:16

501 WestLake Park Blvd
Houston TX 77079

SBP-2

CAT No.	Analysis Name	CAS Number	As Received Result	As Received Method Detection Limit*	As Received Limit of Quantitation	Dilution Factor
GC/MS	Volatiles	SW-846 8260B	ug/l	ug/l	ug/l	
10903	Benzyl Chloride	100-44-7	N.D.	2.0	10	2
10903	Bromobenzene	108-86-1	N.D.	2.0	10	2
10903	Bromodichloromethane	75-27-4	N.D.	2.0	10	2
10903	Bromoform	75-25-2	N.D.	2.0	10	2
10903	Bromomethane	74-83-9	N.D.	2.0	10	2
10903	Carbon Tetrachloride	56-23-5	N.D.	2.0	10	2
10903	Chlorobenzene	108-90-7	N.D.	1.6	10	2
10903	Chloroethane	75-00-3	N.D.	2.0	10	2
10903	2-Chloroethyl Vinyl Ether	110-75-8	N.D.	4.0	20	2
	2-Chloroethyl vinyl ether may not be recovered if acid was used to preserve this sample.					
10903	Chloroform	67-66-3	N.D.	1.6	10	2
10903	Chloromethane	74-87-3	N.D.	2.0	10	2
10903	Dibromochloromethane	124-48-1	N.D.	2.0	10	2
10903	Dibromomethane	74-95-3	N.D.	2.0	10	2
10903	1,2-Dichlorobenzene	95-50-1	N.D.	2.0	10	2
10903	1,3-Dichlorobenzene	541-73-1	N.D.	2.0	10	2
10903	1,4-Dichlorobenzene	106-46-7	N.D.	2.0	10	2
10903	Dichlorodifluoromethane	75-71-8	N.D.	4.0	10	2
10903	1,1-Dichloroethane	75-34-3	77	2.0	10	2
10903	1,2-Dichloroethane	107-06-2	N.D.	2.0	10	2
10903	1,1-Dichloroethene	75-35-4	15	1.6	10	2
10903	cis-1,2-Dichloroethene	156-59-2	710	16	100	20
10903	trans-1,2-Dichloroethene	156-60-5	4.1 J	1.6	10	2
10903	1,2-Dichloropropane	78-87-5	N.D.	2.0	10	2
10903	cis-1,3-Dichloropropene	10061-01-5	N.D.	2.0	10	2
10903	trans-1,3-Dichloropropene	10061-02-6	N.D.	2.0	10	2
10903	Methylene Chloride	75-09-2	N.D.	4.0	10	2
10903	1,1,1,2-Tetrachloroethane	630-20-6	N.D.	2.0	10	2
10903	1,1,2,2-Tetrachloroethane	79-34-5	N.D.	2.0	10	2
10903	Tetrachloroethene	127-18-4	N.D.	1.6	10	2
10903	1,1,1-Trichloroethane	71-55-6	560	16	100	20
10903	1,1,2-Trichloroethane	79-00-5	2.0 J	1.6	10	2
10903	Trichloroethene	79-01-6	2,700	20	100	20
10903	Trichlorofluoromethane	75-69-4	N.D.	4.0	10	2
10903	1,2,3-Trichloropropane	96-18-4	N.D.	2.0	10	2
10903	Vinyl Chloride	75-01-4	20	2.0	10	2

General Sample Comments

State of New York Certification No. 10670

All QC is compliant unless otherwise noted. Please refer to the Quality Control Summary for overall QC performance data and associated samples.

Sample Description: P-2 Water
BP Sanborn COC: 192436
2040 Cory Drive - Sanborn, NY P-2

LLI Sample # WW 6607024
LLI Group # 1300319
Account # 12495

Project Name: BP Sanborn

Collected: 04/04/2012 10:00 by RCB

Atlantic Richfield(Parsons-NY)

Submitted: 04/05/2012 09:05

BP Corporation

Reported: 04/16/2012 13:16

501 WestLake Park Blvd
Houston TX 77079

SBP-2

Laboratory Sample Analysis Record

CAT No.	Analysis Name	Method	Trial#	Batch#	Analysis Date and Time	Analyst	Dilution Factor
10903	VOCs 8260 Parsons Specs List	SW-846 8260B	1	T121012AA	04/11/2012 00:47	Sara E Johnson	2
10903	VOCs 8260 Parsons Specs List	SW-846 8260B	1	T121012AA	04/11/2012 01:11	Sara E Johnson	20
01163	GC/MS VOA Water Prep	SW-846 5030B	1	T121012AA	04/11/2012 00:47	Sara E Johnson	2
01163	GC/MS VOA Water Prep	SW-846 5030B	2	T121012AA	04/11/2012 01:11	Sara E Johnson	20

Sample Description: PW-4 Water
BP Sanborn COC: 192436
2040 Cory Drive - Sanborn, NY PW-4

LLI Sample # WW 6607025
LLI Group # 1300319
Account # 12495

Project Name: BP Sanborn

Collected: 04/04/2012 09:50 by RCB

Atlantic Richfield(Parsons-NY)

Submitted: 04/05/2012 09:05

BP Corporation

Reported: 04/16/2012 13:16

501 WestLake Park Blvd
Houston TX 77079

SBPW4

CAT No.	Analysis Name	CAS Number	As Received Result	As Received Method Detection Limit*	As Received Limit of Quantitation	Dilution Factor
GC/MS	Volatiles	SW-846 8260B	ug/l	ug/l	ug/l	
10903	Benzyl Chloride	100-44-7	N.D.	1.0	5.0	1
10903	Bromobenzene	108-86-1	N.D.	1.0	5.0	1
10903	Bromodichloromethane	75-27-4	N.D.	1.0	5.0	1
10903	Bromoform	75-25-2	N.D.	1.0	5.0	1
10903	Bromomethane	74-83-9	N.D.	1.0	5.0	1
10903	Carbon Tetrachloride	56-23-5	N.D.	1.0	5.0	1
10903	Chlorobenzene	108-90-7	N.D.	0.80	5.0	1
10903	Chloroethane	75-00-3	N.D.	1.0	5.0	1
10903	2-Chloroethyl Vinyl Ether	110-75-8	N.D.	2.0	10	1
	2-Chloroethyl vinyl ether may not be recovered if acid was used to preserve this sample.					
10903	Chloroform	67-66-3	N.D.	0.80	5.0	1
10903	Chloromethane	74-87-3	N.D.	1.0	5.0	1
10903	Dibromochloromethane	124-48-1	N.D.	1.0	5.0	1
10903	Dibromomethane	74-95-3	N.D.	1.0	5.0	1
10903	1,2-Dichlorobenzene	95-50-1	N.D.	1.0	5.0	1
10903	1,3-Dichlorobenzene	541-73-1	N.D.	1.0	5.0	1
10903	1,4-Dichlorobenzene	106-46-7	N.D.	1.0	5.0	1
10903	Dichlorodifluoromethane	75-71-8	N.D.	2.0	5.0	1
10903	1,1-Dichloroethane	75-34-3	N.D.	1.0	5.0	1
10903	1,2-Dichloroethane	107-06-2	N.D.	1.0	5.0	1
10903	1,1-Dichloroethene	75-35-4	N.D.	0.80	5.0	1
10903	cis-1,2-Dichloroethene	156-59-2	3.7 J	0.80	5.0	1
10903	trans-1,2-Dichloroethene	156-60-5	N.D.	0.80	5.0	1
10903	1,2-Dichloropropane	78-87-5	N.D.	1.0	5.0	1
10903	cis-1,3-Dichloropropene	10061-01-5	N.D.	1.0	5.0	1
10903	trans-1,3-Dichloropropene	10061-02-6	N.D.	1.0	5.0	1
10903	Methylene Chloride	75-09-2	N.D.	2.0	5.0	1
10903	1,1,1,2-Tetrachloroethane	630-20-6	N.D.	1.0	5.0	1
10903	1,1,2,2-Tetrachloroethane	79-34-5	N.D.	1.0	5.0	1
10903	Tetrachloroethene	127-18-4	N.D.	0.80	5.0	1
10903	1,1,1-Trichloroethane	71-55-6	N.D.	0.80	5.0	1
10903	1,1,2-Trichloroethane	79-00-5	N.D.	0.80	5.0	1
10903	Trichloroethene	79-01-6	29	1.0	5.0	1
10903	Trichlorofluoromethane	75-69-4	N.D.	2.0	5.0	1
10903	1,2,3-Trichloropropane	96-18-4	N.D.	1.0	5.0	1
10903	Vinyl Chloride	75-01-4	N.D.	1.0	5.0	1

General Sample Comments

State of New York Certification No. 10670

All QC is compliant unless otherwise noted. Please refer to the Quality Control Summary for overall QC performance data and associated samples.

Sample Description: PW-4 Water
BP Sanborn COC: 192436
2040 Cory Drive - Sanborn, NY PW-4

LLI Sample # WW 6607025
LLI Group # 1300319
Account # 12495

Project Name: BP Sanborn

Collected: 04/04/2012 09:50 by RCB

Atlantic Richfield(Parsons-NY)

Submitted: 04/05/2012 09:05

BP Corporation

Reported: 04/16/2012 13:16

501 WestLake Park Blvd
Houston TX 77079

SBPW4

Laboratory Sample Analysis Record

CAT No.	Analysis Name	Method	Trial#	Batch#	Analysis Date and Time	Analyst	Dilution Factor
10903	VOCs 8260 Parsons Specs List	SW-846 8260B	1	T121012AA	04/10/2012 21:10	Sara E Johnson	1
01163	GC/MS VOA Water Prep	SW-846 5030B	1	T121012AA	04/10/2012 21:10	Sara E Johnson	1

Sample Description: PW-4MS Water
BP Sanborn COC: 192436
2040 Cory Drive - Sanborn, NY PW-4

LLI Sample # WW 6607026
LLI Group # 1300319
Account # 12495

Project Name: BP Sanborn

Collected: 04/04/2012 09:50 by RCB

Atlantic Richfield(Parsons-NY)

Submitted: 04/05/2012 09:05

BP Corporation

Reported: 04/16/2012 13:16

501 WestLake Park Blvd

Houston TX 77079

SBPW4

CAT No.	Analysis Name	CAS Number	As Received Result	As Received Method Detection Limit*	As Received Limit of Quantitation	Dilution Factor
GC/MS	Volatiles	SW-846 8260B	ug/l	ug/l	ug/l	
10903	Benzyl Chloride	100-44-7	19	1.0	5.0	1
10903	Bromobenzene	108-86-1	22	1.0	5.0	1
10903	Bromodichloromethane	75-27-4	20	1.0	5.0	1
10903	Bromoform	75-25-2	19	1.0	5.0	1
10903	Bromomethane	74-83-9	18	1.0	5.0	1
10903	Carbon Tetrachloride	56-23-5	21	1.0	5.0	1
10903	Chlorobenzene	108-90-7	21	0.80	5.0	1
10903	Chloroethane	75-00-3	19	1.0	5.0	1
10903	2-Chloroethyl Vinyl Ether	110-75-8	20	2.0	10	1
	2-Chloroethyl vinyl ether may not be recovered if acid was used to preserve this sample.					
10903	Chloroform	67-66-3	22	0.80	5.0	1
10903	Chloromethane	74-87-3	19	1.0	5.0	1
10903	Dibromochloromethane	124-48-1	21	1.0	5.0	1
10903	Dibromomethane	74-95-3	21	1.0	5.0	1
10903	1,2-Dichlorobenzene	95-50-1	21	1.0	5.0	1
10903	1,3-Dichlorobenzene	541-73-1	21	1.0	5.0	1
10903	1,4-Dichlorobenzene	106-46-7	21	1.0	5.0	1
10903	Dichlorodifluoromethane	75-71-8	20	2.0	5.0	1
10903	1,1-Dichloroethane	75-34-3	21	1.0	5.0	1
10903	1,2-Dichloroethane	107-06-2	21	1.0	5.0	1
10903	1,1-Dichloroethene	75-35-4	21	0.80	5.0	1
10903	cis-1,2-Dichloroethene	156-59-2	25	0.80	5.0	1
10903	trans-1,2-Dichloroethene	156-60-5	22	0.80	5.0	1
10903	1,2-Dichloropropane	78-87-5	21	1.0	5.0	1
10903	cis-1,3-Dichloropropene	10061-01-5	21	1.0	5.0	1
10903	trans-1,3-Dichloropropene	10061-02-6	21	1.0	5.0	1
10903	Methylene Chloride	75-09-2	21	2.0	5.0	1
10903	1,1,1,2-Tetrachloroethane	630-20-6	22	1.0	5.0	1
10903	1,1,2,2-Tetrachloroethane	79-34-5	21	1.0	5.0	1
10903	Tetrachloroethene	127-18-4	23	0.80	5.0	1
10903	1,1,1-Trichloroethane	71-55-6	21	0.80	5.0	1
10903	1,1,2-Trichloroethane	79-00-5	21	0.80	5.0	1
10903	Trichloroethene	79-01-6	50	1.0	5.0	1
10903	Trichlorofluoromethane	75-69-4	21	2.0	5.0	1
10903	1,2,3-Trichloropropane	96-18-4	21	1.0	5.0	1
10903	Vinyl Chloride	75-01-4	20	1.0	5.0	1

General Sample Comments

State of New York Certification No. 10670

All QC is compliant unless otherwise noted. Please refer to the Quality Control Summary for overall QC performance data and associated samples.

Sample Description: PW-4MS Water
BP Sanborn COC: 192436
2040 Cory Drive - Sanborn, NY PW-4

LLI Sample # WW 6607026
LLI Group # 1300319
Account # 12495

Project Name: BP Sanborn

Collected: 04/04/2012 09:50 by RCB

Atlantic Richfield(Parsons-NY)

Submitted: 04/05/2012 09:05

BP Corporation

Reported: 04/16/2012 13:16

501 WestLake Park Blvd
Houston TX 77079

SBPW4

Laboratory Sample Analysis Record

CAT No.	Analysis Name	Method	Trial#	Batch#	Analysis Date and Time	Analyst	Dilution Factor
10903	VOCs 8260 Parsons Specs List	SW-846 8260B	1	T121012AA	04/10/2012 21:34	Sara E Johnson	1
01163	GC/MS VOA Water Prep	SW-846 5030B	1	T121012AA	04/10/2012 21:34	Sara E Johnson	1

Sample Description: PW-4MSD Water
BP Sanborn COC: 192436
2040 Cory Drive - Sanborn, NY PW-4

LLI Sample # WW 6607027
LLI Group # 1300319
Account # 12495

Project Name: BP Sanborn

Collected: 04/04/2012 09:50 by RCB

Atlantic Richfield(Parsons-NY)

Submitted: 04/05/2012 09:05

BP Corporation

Reported: 04/16/2012 13:16

501 WestLake Park Blvd

Houston TX 77079

SBPW4

CAT No.	Analysis Name	CAS Number	As Received Result	As Received Method Detection Limit*	As Received Limit of Quantitation	Dilution Factor
GC/MS	Volatiles	SW-846 8260B	ug/l	ug/l	ug/l	
10903	Benzyl Chloride	100-44-7	19	1.0	5.0	1
10903	Bromobenzene	108-86-1	22	1.0	5.0	1
10903	Bromodichloromethane	75-27-4	21	1.0	5.0	1
10903	Bromoform	75-25-2	20	1.0	5.0	1
10903	Bromomethane	74-83-9	18	1.0	5.0	1
10903	Carbon Tetrachloride	56-23-5	22	1.0	5.0	1
10903	Chlorobenzene	108-90-7	21	0.80	5.0	1
10903	Chloroethane	75-00-3	19	1.0	5.0	1
10903	2-Chloroethyl Vinyl Ether	110-75-8	20	2.0	10	1
	2-Chloroethyl vinyl ether may not be recovered if acid was used to preserve this sample.					
10903	Chloroform	67-66-3	21	0.80	5.0	1
10903	Chloromethane	74-87-3	19	1.0	5.0	1
10903	Dibromochloromethane	124-48-1	21	1.0	5.0	1
10903	Dibromomethane	74-95-3	21	1.0	5.0	1
10903	1,2-Dichlorobenzene	95-50-1	21	1.0	5.0	1
10903	1,3-Dichlorobenzene	541-73-1	21	1.0	5.0	1
10903	1,4-Dichlorobenzene	106-46-7	21	1.0	5.0	1
10903	Dichlorodifluoromethane	75-71-8	20	2.0	5.0	1
10903	1,1-Dichloroethane	75-34-3	21	1.0	5.0	1
10903	1,2-Dichloroethane	107-06-2	21	1.0	5.0	1
10903	1,1-Dichloroethene	75-35-4	22	0.80	5.0	1
10903	cis-1,2-Dichloroethene	156-59-2	25	0.80	5.0	1
10903	trans-1,2-Dichloroethene	156-60-5	22	0.80	5.0	1
10903	1,2-Dichloropropane	78-87-5	21	1.0	5.0	1
10903	cis-1,3-Dichloropropene	10061-01-5	21	1.0	5.0	1
10903	trans-1,3-Dichloropropene	10061-02-6	21	1.0	5.0	1
10903	Methylene Chloride	75-09-2	21	2.0	5.0	1
10903	1,1,1,2-Tetrachloroethane	630-20-6	22	1.0	5.0	1
10903	1,1,2,2-Tetrachloroethane	79-34-5	21	1.0	5.0	1
10903	Tetrachloroethene	127-18-4	23	0.80	5.0	1
10903	1,1,1-Trichloroethane	71-55-6	21	0.80	5.0	1
10903	1,1,2-Trichloroethane	79-00-5	22	0.80	5.0	1
10903	Trichloroethene	79-01-6	50	1.0	5.0	1
10903	Trichlorofluoromethane	75-69-4	22	2.0	5.0	1
10903	1,2,3-Trichloropropane	96-18-4	20	1.0	5.0	1
10903	Vinyl Chloride	75-01-4	20	1.0	5.0	1

General Sample Comments

State of New York Certification No. 10670

All QC is compliant unless otherwise noted. Please refer to the Quality Control Summary for overall QC performance data and associated samples.

Sample Description: PW-4MSD Water
BP Sanborn COC: 192436
2040 Cory Drive - Sanborn, NY PW-4

LLI Sample # WW 6607027
LLI Group # 1300319
Account # 12495

Project Name: BP Sanborn

Collected: 04/04/2012 09:50 by RCB

Atlantic Richfield(Parsons-NY)

Submitted: 04/05/2012 09:05

BP Corporation

Reported: 04/16/2012 13:16

501 WestLake Park Blvd
Houston TX 77079

SBPW4

Laboratory Sample Analysis Record

CAT No.	Analysis Name	Method	Trial#	Batch#	Analysis Date and Time	Analyst	Dilution Factor
10903	VOCs 8260 Parsons Specs List	SW-846 8260B	1	T121012AA	04/10/2012 21:59	Sara E Johnson	1
01163	GC/MS VOA Water Prep	SW-846 5030B	1	T121012AA	04/10/2012 21:59	Sara E Johnson	1

Sample Description: B-38 Water
BP Sanborn COC: 192436
2040 Cory Drive - Sanborn, NY B-38

LLI Sample # WW 6607028
LLI Group # 1300319
Account # 12495

Project Name: BP Sanborn

Collected: 04/04/2012 09:20 by RCB

Atlantic Richfield(Parsons-NY)

Submitted: 04/05/2012 09:05

BP Corporation

Reported: 04/16/2012 13:16

501 WestLake Park Blvd
Houston TX 77079

SBB38

CAT No.	Analysis Name	CAS Number	As Received Result	As Received Method Detection Limit*	As Received Limit of Quantitation	Dilution Factor
GC/MS	Volatiles	SW-846 8260B	ug/l	ug/l	ug/l	
10903	Benzyl Chloride	100-44-7	N.D.	1.0	5.0	1
10903	Bromobenzene	108-86-1	N.D.	1.0	5.0	1
10903	Bromodichloromethane	75-27-4	N.D.	1.0	5.0	1
10903	Bromoform	75-25-2	N.D.	1.0	5.0	1
10903	Bromomethane	74-83-9	N.D.	1.0	5.0	1
10903	Carbon Tetrachloride	56-23-5	N.D.	1.0	5.0	1
10903	Chlorobenzene	108-90-7	N.D.	0.80	5.0	1
10903	Chloroethane	75-00-3	N.D.	1.0	5.0	1
10903	2-Chloroethyl Vinyl Ether	110-75-8	N.D.	2.0	10	1
	2-Chloroethyl vinyl ether may not be recovered if acid was used to preserve this sample.					
10903	Chloroform	67-66-3	N.D.	0.80	5.0	1
10903	Chloromethane	74-87-3	N.D.	1.0	5.0	1
10903	Dibromochloromethane	124-48-1	N.D.	1.0	5.0	1
10903	Dibromomethane	74-95-3	N.D.	1.0	5.0	1
10903	1,2-Dichlorobenzene	95-50-1	N.D.	1.0	5.0	1
10903	1,3-Dichlorobenzene	541-73-1	N.D.	1.0	5.0	1
10903	1,4-Dichlorobenzene	106-46-7	N.D.	1.0	5.0	1
10903	Dichlorodifluoromethane	75-71-8	N.D.	2.0	5.0	1
10903	1,1-Dichloroethane	75-34-3	1.2 J	1.0	5.0	1
10903	1,2-Dichloroethane	107-06-2	N.D.	1.0	5.0	1
10903	1,1-Dichloroethene	75-35-4	N.D.	0.80	5.0	1
10903	cis-1,2-Dichloroethene	156-59-2	56	0.80	5.0	1
10903	trans-1,2-Dichloroethene	156-60-5	1.4 J	0.80	5.0	1
10903	1,2-Dichloropropane	78-87-5	N.D.	1.0	5.0	1
10903	cis-1,3-Dichloropropene	10061-01-5	N.D.	1.0	5.0	1
10903	trans-1,3-Dichloropropene	10061-02-6	N.D.	1.0	5.0	1
10903	Methylene Chloride	75-09-2	N.D.	2.0	5.0	1
10903	1,1,1,2-Tetrachloroethane	630-20-6	N.D.	1.0	5.0	1
10903	1,1,2,2-Tetrachloroethane	79-34-5	N.D.	1.0	5.0	1
10903	Tetrachloroethene	127-18-4	N.D.	0.80	5.0	1
10903	1,1,1-Trichloroethane	71-55-6	N.D.	0.80	5.0	1
10903	1,1,2-Trichloroethane	79-00-5	N.D.	0.80	5.0	1
10903	Trichloroethene	79-01-6	40	1.0	5.0	1
10903	Trichlorofluoromethane	75-69-4	N.D.	2.0	5.0	1
10903	1,2,3-Trichloropropane	96-18-4	N.D.	1.0	5.0	1
10903	Vinyl Chloride	75-01-4	N.D.	1.0	5.0	1

General Sample Comments

State of New York Certification No. 10670

All QC is compliant unless otherwise noted. Please refer to the Quality Control Summary for overall QC performance data and associated samples.

Sample Description: B-38 Water
BP Sanborn COC: 192436
2040 Cory Drive - Sanborn, NY B-38

LLI Sample # WW 6607028
LLI Group # 1300319
Account # 12495

Project Name: BP Sanborn

Collected: 04/04/2012 09:20 by RCB

Atlantic Richfield(Parsons-NY)

Submitted: 04/05/2012 09:05

BP Corporation

Reported: 04/16/2012 13:16

501 WestLake Park Blvd
Houston TX 77079

SBB38

Laboratory Sample Analysis Record

CAT No.	Analysis Name	Method	Trial#	Batch#	Analysis Date and Time	Analyst	Dilution Factor
10903	VOCs 8260 Parsons Specs List	SW-846 8260B	1	T121012AA	04/11/2012 01:35	Sara E Johnson	1
01163	GC/MS VOA Water Prep	SW-846 5030B	1	T121012AA	04/11/2012 01:35	Sara E Johnson	1

Sample Description: Quarry Pond Water

BP Sanborn COC: 192436

2040 Cory Drive - Sanborn, NY Quarry Pond

LLI Sample # WW 6607029

LLI Group # 1300319

Account # 12495

Project Name: BP Sanborn

Collected: 04/04/2012 08:30 by RCB

Atlantic Richfield(Parsons-NY)

BP Corporation

Submitted: 04/05/2012 09:05

501 WestLake Park Blvd

Reported: 04/16/2012 13:16

Houston TX 77079

SBQUP

CAT No.	Analysis Name	CAS Number	As Received Result	As Received Method Detection Limit*	As Received Limit of Quantitation	Dilution Factor
GC/MS	Volatiles	SW-846 8260B	ug/l	ug/l	ug/l	
10903	Benzyl Chloride	100-44-7	N.D.	1.0	5.0	1
10903	Bromobenzene	108-86-1	N.D.	1.0	5.0	1
10903	Bromodichloromethane	75-27-4	N.D.	1.0	5.0	1
10903	Bromoform	75-25-2	N.D.	1.0	5.0	1
10903	Bromomethane	74-83-9	N.D.	1.0	5.0	1
10903	Carbon Tetrachloride	56-23-5	N.D.	1.0	5.0	1
10903	Chlorobenzene	108-90-7	N.D.	0.80	5.0	1
10903	Chloroethane	75-00-3	N.D.	1.0	5.0	1
10903	2-Chloroethyl Vinyl Ether	110-75-8	N.D.	2.0	10	1
	2-Chloroethyl vinyl ether may not be recovered if acid was used to preserve this sample.					
10903	Chloroform	67-66-3	N.D.	0.80	5.0	1
10903	Chloromethane	74-87-3	N.D.	1.0	5.0	1
10903	Dibromochloromethane	124-48-1	N.D.	1.0	5.0	1
10903	Dibromomethane	74-95-3	N.D.	1.0	5.0	1
10903	1,2-Dichlorobenzene	95-50-1	N.D.	1.0	5.0	1
10903	1,3-Dichlorobenzene	541-73-1	N.D.	1.0	5.0	1
10903	1,4-Dichlorobenzene	106-46-7	N.D.	1.0	5.0	1
10903	Dichlorodifluoromethane	75-71-8	N.D.	2.0	5.0	1
10903	1,1-Dichloroethane	75-34-3	N.D.	1.0	5.0	1
10903	1,2-Dichloroethane	107-06-2	N.D.	1.0	5.0	1
10903	1,1-Dichloroethene	75-35-4	N.D.	0.80	5.0	1
10903	cis-1,2-Dichloroethene	156-59-2	N.D.	0.80	5.0	1
10903	trans-1,2-Dichloroethene	156-60-5	N.D.	0.80	5.0	1
10903	1,2-Dichloropropane	78-87-5	N.D.	1.0	5.0	1
10903	cis-1,3-Dichloropropene	10061-01-5	N.D.	1.0	5.0	1
10903	trans-1,3-Dichloropropene	10061-02-6	N.D.	1.0	5.0	1
10903	Methylene Chloride	75-09-2	N.D.	2.0	5.0	1
10903	1,1,1,2-Tetrachloroethane	630-20-6	N.D.	1.0	5.0	1
10903	1,1,2,2-Tetrachloroethane	79-34-5	N.D.	1.0	5.0	1
10903	Tetrachloroethene	127-18-4	N.D.	0.80	5.0	1
10903	1,1,1-Trichloroethane	71-55-6	N.D.	0.80	5.0	1
10903	1,1,2-Trichloroethane	79-00-5	N.D.	0.80	5.0	1
10903	Trichloroethene	79-01-6	N.D.	1.0	5.0	1
10903	Trichlorofluoromethane	75-69-4	N.D.	2.0	5.0	1
10903	1,2,3-Trichloropropane	96-18-4	N.D.	1.0	5.0	1
10903	Vinyl Chloride	75-01-4	N.D.	1.0	5.0	1

General Sample Comments

State of New York Certification No. 10670

All QC is compliant unless otherwise noted. Please refer to the Quality Control Summary for overall QC performance data and associated samples.

Sample Description: Quarry Pond Water

BP Sanborn COC: 192436

2040 Cory Drive - Sanborn, NY Quarry Pond

LLI Sample # WW 6607029

LLI Group # 1300319

Account # 12495

Project Name: BP Sanborn

Collected: 04/04/2012 08:30 by RCB

Atlantic Richfield(Parsons-NY)

BP Corporation

Submitted: 04/05/2012 09:05

501 WestLake Park Blvd

Reported: 04/16/2012 13:16

Houston TX 77079

SBQUP

Laboratory Sample Analysis Record

CAT No.	Analysis Name	Method	Trial#	Batch#	Analysis Date and Time	Analyst	Dilution Factor
10903	VOCs 8260 Parsons Specs List	SW-846 8260B	1	T121012AA	04/11/2012 01:59	Sara E Johnson	1
01163	GC/MS VOA Water Prep	SW-846 5030B	1	T121012AA	04/11/2012 01:59	Sara E Johnson	1

Sample Description: PW-3 Water
BP Sanborn COC: 192437
2040 Cory Drive - Sanborn, NY PW-3

LLI Sample # WW 6607030
LLI Group # 1300319
Account # 12495

Project Name: BP Sanborn

Collected: 04/04/2012 07:50 by RCB

Atlantic Richfield(Parsons-NY)

Submitted: 04/05/2012 09:05

BP Corporation

Reported: 04/16/2012 13:16

501 WestLake Park Blvd
Houston TX 77079

SBPW3

CAT No.	Analysis Name	CAS Number	As Received Result	As Received Method Detection Limit*	As Received Limit of Quantitation	Dilution Factor
GC/MS	Volatiles	SW-846 8260B	ug/l	ug/l	ug/l	
10903	Benzyl Chloride	100-44-7	N.D.	2.0	10	2
10903	Bromobenzene	108-86-1	N.D.	2.0	10	2
10903	Bromodichloromethane	75-27-4	N.D.	2.0	10	2
10903	Bromoform	75-25-2	N.D.	2.0	10	2
10903	Bromomethane	74-83-9	N.D.	2.0	10	2
10903	Carbon Tetrachloride	56-23-5	N.D.	2.0	10	2
10903	Chlorobenzene	108-90-7	N.D.	1.6	10	2
10903	Chloroethane	75-00-3	N.D.	2.0	10	2
10903	2-Chloroethyl Vinyl Ether	110-75-8	N.D.	4.0	20	2
	2-Chloroethyl vinyl ether may not be recovered if acid was used to preserve this sample.					
10903	Chloroform	67-66-3	N.D.	1.6	10	2
10903	Chloromethane	74-87-3	N.D.	2.0	10	2
10903	Dibromochloromethane	124-48-1	N.D.	2.0	10	2
10903	Dibromomethane	74-95-3	N.D.	2.0	10	2
10903	1,2-Dichlorobenzene	95-50-1	N.D.	2.0	10	2
10903	1,3-Dichlorobenzene	541-73-1	N.D.	2.0	10	2
10903	1,4-Dichlorobenzene	106-46-7	N.D.	2.0	10	2
10903	Dichlorodifluoromethane	75-71-8	N.D.	4.0	10	2
10903	1,1-Dichloroethane	75-34-3	N.D.	2.0	10	2
10903	1,2-Dichloroethane	107-06-2	N.D.	2.0	10	2
10903	1,1-Dichloroethene	75-35-4	3.0 J	1.6	10	2
10903	cis-1,2-Dichloroethene	156-59-2	570	1.6	10	2
10903	trans-1,2-Dichloroethene	156-60-5	3.4 J	1.6	10	2
10903	1,2-Dichloropropane	78-87-5	N.D.	2.0	10	2
10903	cis-1,3-Dichloropropene	10061-01-5	N.D.	2.0	10	2
10903	trans-1,3-Dichloropropene	10061-02-6	N.D.	2.0	10	2
10903	Methylene Chloride	75-09-2	N.D.	4.0	10	2
10903	1,1,1,2-Tetrachloroethane	630-20-6	N.D.	2.0	10	2
10903	1,1,2,2-Tetrachloroethane	79-34-5	N.D.	2.0	10	2
10903	Tetrachloroethene	127-18-4	N.D.	1.6	10	2
10903	1,1,1-Trichloroethane	71-55-6	N.D.	1.6	10	2
10903	1,1,2-Trichloroethane	79-00-5	N.D.	1.6	10	2
10903	Trichloroethene	79-01-6	2,700	20	100	20
10903	Trichlorofluoromethane	75-69-4	N.D.	4.0	10	2
10903	1,2,3-Trichloropropane	96-18-4	N.D.	2.0	10	2
10903	Vinyl Chloride	75-01-4	3.9 J	2.0	10	2

General Sample Comments

State of New York Certification No. 10670

All QC is compliant unless otherwise noted. Please refer to the Quality Control Summary for overall QC performance data and associated samples.

Sample Description: PW-3 Water
BP Sanborn COC: 192437
2040 Cory Drive - Sanborn, NY PW-3

LLI Sample # WW 6607030
LLI Group # 1300319
Account # 12495

Project Name: BP Sanborn

Collected: 04/04/2012 07:50 by RCB

Atlantic Richfield(Parsons-NY)

Submitted: 04/05/2012 09:05

BP Corporation

Reported: 04/16/2012 13:16

501 WestLake Park Blvd
Houston TX 77079

SBPW3

Laboratory Sample Analysis Record

CAT No.	Analysis Name	Method	Trial#	Batch#	Analysis Date and Time	Analyst	Dilution Factor
10903	VOCs 8260 Parsons Specs List	SW-846 8260B	1	T121012AA	04/11/2012 02:23	Sara E Johnson	2
10903	VOCs 8260 Parsons Specs List	SW-846 8260B	1	T121012AA	04/11/2012 02:47	Sara E Johnson	20
01163	GC/MS VOA Water Prep	SW-846 5030B	1	T121012AA	04/11/2012 02:23	Sara E Johnson	2
01163	GC/MS VOA Water Prep	SW-846 5030B	2	T121012AA	04/11/2012 02:47	Sara E Johnson	20

Sample Description: Field Dup#2 Water
BP Sanborn COC: 192437
2040 Cory Drive - Sanborn, NY Field Dup#2

LLI Sample # WW 6607031
LLI Group # 1300319
Account # 12495

Project Name: BP Sanborn

Collected: 04/04/2012 by RCB

Atlantic Richfield(Parsons-NY)

Submitted: 04/05/2012 09:05

BP Corporation

Reported: 04/16/2012 13:16

501 WestLake Park Blvd
Houston TX 77079

SBFD2

CAT No.	Analysis Name	CAS Number	As Received Result	As Received Method Detection Limit*	As Received Limit of Quantitation	Dilution Factor
GC/MS	Volatiles	SW-846 8260B	ug/l	ug/l	ug/l	
10903	Benzyl Chloride	100-44-7	N.D.	1.0	5.0	1
10903	Bromobenzene	108-86-1	N.D.	1.0	5.0	1
10903	Bromodichloromethane	75-27-4	N.D.	1.0	5.0	1
10903	Bromoform	75-25-2	N.D.	1.0	5.0	1
10903	Bromomethane	74-83-9	N.D.	1.0	5.0	1
10903	Carbon Tetrachloride	56-23-5	N.D.	1.0	5.0	1
10903	Chlorobenzene	108-90-7	N.D.	0.80	5.0	1
10903	Chloroethane	75-00-3	N.D.	1.0	5.0	1
10903	2-Chloroethyl Vinyl Ether	110-75-8	N.D.	2.0	10	1
	2-Chloroethyl vinyl ether may not be recovered if acid was used to preserve this sample.					
10903	Chloroform	67-66-3	N.D.	0.80	5.0	1
10903	Chloromethane	74-87-3	N.D.	1.0	5.0	1
10903	Dibromochloromethane	124-48-1	N.D.	1.0	5.0	1
10903	Dibromomethane	74-95-3	N.D.	1.0	5.0	1
10903	1,2-Dichlorobenzene	95-50-1	N.D.	1.0	5.0	1
10903	1,3-Dichlorobenzene	541-73-1	N.D.	1.0	5.0	1
10903	1,4-Dichlorobenzene	106-46-7	N.D.	1.0	5.0	1
10903	Dichlorodifluoromethane	75-71-8	N.D.	2.0	5.0	1
10903	1,1-Dichloroethane	75-34-3	N.D.	1.0	5.0	1
10903	1,2-Dichloroethane	107-06-2	N.D.	1.0	5.0	1
10903	1,1-Dichloroethene	75-35-4	N.D.	0.80	5.0	1
10903	cis-1,2-Dichloroethene	156-59-2	N.D.	0.80	5.0	1
10903	trans-1,2-Dichloroethene	156-60-5	N.D.	0.80	5.0	1
10903	1,2-Dichloropropane	78-87-5	N.D.	1.0	5.0	1
10903	cis-1,3-Dichloropropene	10061-01-5	N.D.	1.0	5.0	1
10903	trans-1,3-Dichloropropene	10061-02-6	N.D.	1.0	5.0	1
10903	Methylene Chloride	75-09-2	N.D.	2.0	5.0	1
10903	1,1,1,2-Tetrachloroethane	630-20-6	N.D.	1.0	5.0	1
10903	1,1,2,2-Tetrachloroethane	79-34-5	N.D.	1.0	5.0	1
10903	Tetrachloroethene	127-18-4	N.D.	0.80	5.0	1
10903	1,1,1-Trichloroethane	71-55-6	N.D.	0.80	5.0	1
10903	1,1,2-Trichloroethane	79-00-5	N.D.	0.80	5.0	1
10903	Trichloroethene	79-01-6	N.D.	1.0	5.0	1
10903	Trichlorofluoromethane	75-69-4	N.D.	2.0	5.0	1
10903	1,2,3-Trichloropropane	96-18-4	N.D.	1.0	5.0	1
10903	Vinyl Chloride	75-01-4	N.D.	1.0	5.0	1

General Sample Comments

State of New York Certification No. 10670

All QC is compliant unless otherwise noted. Please refer to the Quality Control Summary for overall QC performance data and associated samples.

Sample Description: Field Dup#2 Water

BP Sanborn COC: 192437

2040 Cory Drive - Sanborn, NY Field Dup#2

LLI Sample # WW 6607031

LLI Group # 1300319

Account # 12495

Project Name: BP Sanborn

Collected: 04/04/2012 by RCB

Atlantic Richfield(Parsons-NY)

BP Corporation

Submitted: 04/05/2012 09:05

501 WestLake Park Blvd

Reported: 04/16/2012 13:16

Houston TX 77079

SBFD2

Laboratory Sample Analysis Record

CAT No.	Analysis Name	Method	Trial#	Batch#	Analysis Date and Time	Analyst	Dilution Factor
10903	VOCs 8260 Parsons Specs List	SW-846 8260B	1	T121012AA	04/11/2012 03:11	Sara E Johnson	1
01163	GC/MS VOA Water Prep	SW-846 5030B	1	T121012AA	04/11/2012 03:11	Sara E Johnson	1

Sample Description: B-8 Water
BP Sanborn COC: 192437
2040 Cory Drive - Sanborn, NY B-8

LLI Sample # WW 6607032
LLI Group # 1300319
Account # 12495

Project Name: BP Sanborn

Collected: 04/04/2012 14:30 by RCB

Atlantic Richfield(Parsons-NY)

Submitted: 04/05/2012 09:05

BP Corporation

Reported: 04/16/2012 13:16

501 WestLake Park Blvd
Houston TX 77079

SBB-8

CAT No.	Analysis Name	CAS Number	As Received Result	As Received Method Detection Limit*	As Received Limit of Quantitation	Dilution Factor
GC/MS	Volatiles	SW-846 8260B	ug/l	ug/l	ug/l	
10903	Benzyl Chloride	100-44-7	N.D.	20	100	20
10903	Bromobenzene	108-86-1	N.D.	20	100	20
10903	Bromodichloromethane	75-27-4	N.D.	20	100	20
10903	Bromoform	75-25-2	N.D.	20	100	20
10903	Bromomethane	74-83-9	N.D.	20	100	20
10903	Carbon Tetrachloride	56-23-5	N.D.	20	100	20
10903	Chlorobenzene	108-90-7	N.D.	16	100	20
10903	Chloroethane	75-00-3	N.D.	20	100	20
10903	2-Chloroethyl Vinyl Ether	110-75-8	N.D.	40	200	20
	2-Chloroethyl vinyl ether may not be recovered if acid was used to preserve this sample.					
10903	Chloroform	67-66-3	N.D.	16	100	20
10903	Chloromethane	74-87-3	N.D.	20	100	20
10903	Dibromochloromethane	124-48-1	N.D.	20	100	20
10903	Dibromomethane	74-95-3	N.D.	20	100	20
10903	1,2-Dichlorobenzene	95-50-1	N.D.	20	100	20
10903	1,3-Dichlorobenzene	541-73-1	N.D.	20	100	20
10903	1,4-Dichlorobenzene	106-46-7	N.D.	20	100	20
10903	Dichlorodifluoromethane	75-71-8	N.D.	40	100	20
10903	1,1-Dichloroethane	75-34-3	N.D.	20	100	20
10903	1,2-Dichloroethane	107-06-2	N.D.	20	100	20
10903	1,1-Dichloroethene	75-35-4	N.D.	16	100	20
10903	cis-1,2-Dichloroethene	156-59-2	1,900	16	100	20
10903	trans-1,2-Dichloroethene	156-60-5	N.D.	16	100	20
10903	1,2-Dichloropropane	78-87-5	N.D.	20	100	20
10903	cis-1,3-Dichloropropene	10061-01-5	N.D.	20	100	20
10903	trans-1,3-Dichloropropene	10061-02-6	N.D.	20	100	20
10903	Methylene Chloride	75-09-2	N.D.	40	100	20
10903	1,1,1,2-Tetrachloroethane	630-20-6	N.D.	20	100	20
10903	1,1,2,2-Tetrachloroethane	79-34-5	N.D.	20	100	20
10903	Tetrachloroethene	127-18-4	N.D.	16	100	20
10903	1,1,1-Trichloroethane	71-55-6	N.D.	16	100	20
10903	1,1,2-Trichloroethane	79-00-5	N.D.	16	100	20
10903	Trichloroethene	79-01-6	32,000	200	1,000	200
10903	Trichlorofluoromethane	75-69-4	N.D.	40	100	20
10903	1,2,3-Trichloropropane	96-18-4	N.D.	20	100	20
10903	Vinyl Chloride	75-01-4	120	20	100	20
GC	Miscellaneous	RSKSOP-175 08/11/94 modified	ug/l	ug/l	ug/l	
07105	Ethane	74-84-0	35	1.0	5.0	1
07105	Ethene	74-85-1	12	1.0	5.0	1
07105	Methane	74-82-8	540	25	75	5
Metals		SW-846 6010B	mg/l	mg/l	mg/l	
01754	Iron	7439-89-6	0.573	0.0141	0.200	1
07058	Manganese	7439-96-5	0.122	0.00044	0.0050	1

*=This limit was used in the evaluation of the final result

Sample Description: B-8 Water
BP Sanborn COC: 192437
2040 Cory Drive - Sanborn, NY B-8

LLI Sample # WW 6607032
LLI Group # 1300319
Account # 12495

Project Name: BP Sanborn

Collected: 04/04/2012 14:30 by RCB

Atlantic Richfield(Parsons-NY)

Submitted: 04/05/2012 09:05

BP Corporation

Reported: 04/16/2012 13:16

501 WestLake Park Blvd
Houston TX 77079

SBB-8

CAT No.	Analysis Name	CAS Number	As Received Result	As Received Method Detection Limit*	As Received Limit of Quantitation	Dilution Factor
Wet Chemistry EPA 300.0						
00224	Chloride	16887-00-6	251	mg/l	mg/l	100
00368	Nitrate Nitrogen	14797-55-8	N.D.	0.25	0.50	5
01506	Nitrite Nitrogen	14797-65-0	N.D.	0.40	0.50	5
00228	Sulfate	14808-79-8	135	3.0	10.0	10
EPA 415.1 modified						
07547	Dissolved Organic Carbon	n.a.	2.3	mg/l	mg/l	1
EPA 410.4						
04001	Chemical Oxygen Demand	n.a.	37.3 J	mg/l	mg/l	1
SM20 5210 B						
00235	Biochemical Oxygen Demand	n.a.	N.D.	mg/l	mg/l	1

General Sample Comments

State of New York Certification No. 10670

All QC is compliant unless otherwise noted. Please refer to the Quality Control Summary for overall QC performance data and associated samples.

Laboratory Sample Analysis Record

CAT No.	Analysis Name	Method	Trial#	Batch#	Analysis Date and Time	Analyst	Dilution Factor
10903	VOCs 8260 Parsons Specs List	SW-846 8260B	1	T121012AA	04/11/2012 03:34	Sara E Johnson	20
10903	VOCs 8260 Parsons Specs List	SW-846 8260B	1	T121012AA	04/11/2012 03:58	Sara E Johnson	200
01163	GC/MS VOA Water Prep	SW-846 5030B	1	T121012AA	04/11/2012 03:34	Sara E Johnson	20
01163	GC/MS VOA Water Prep	SW-846 5030B	2	T121012AA	04/11/2012 03:58	Sara E Johnson	200
07105	Volatile Headspace Hydrocarbon	RSKSOP-175 08/11/94 modified	1	121040015A	04/14/2012 17:39	Elizabeth J Marin	1
07105	Volatile Headspace Hydrocarbon	RSKSOP-175 08/11/94 modified	1	121040015A	04/15/2012 15:46	Elizabeth J Marin	5
01754	Iron	SW-846 6010B	1	120971848002	04/14/2012 02:15	John W Yanzuk II	1
07058	Manganese	SW-846 6010B	1	120971848002	04/14/2012 02:15	John W Yanzuk II	1
01848	WW SW846 ICP Digest (tot rec)	SW-846 3005A	1	120971848002	04/09/2012 11:00	James L Mertz	1
00224	Chloride	EPA 300.0	1	12096655602A	04/07/2012 22:26	Christopher D Meeks	100
00368	Nitrate Nitrogen	EPA 300.0	1	12096655602A	04/06/2012 09:09	Christopher D Meeks	5
01506	Nitrite Nitrogen	EPA 300.0	1	12096655602A	04/06/2012 09:09	Christopher D Meeks	5
00228	Sulfate	EPA 300.0	2	12096655602A	04/07/2012 22:11	Christopher D Meeks	10

*=This limit was used in the evaluation of the final result

Sample Description: B-8 Water
BP Sanborn COC: 192437
2040 Cory Drive - Sanborn, NY B-8

LLI Sample # WW 6607032
LLI Group # 1300319
Account # 12495

Project Name: BP Sanborn

Collected: 04/04/2012 14:30 by RCB

Atlantic Richfield(Parsons-NY)

Submitted: 04/05/2012 09:05

BP Corporation

Reported: 04/16/2012 13:16

501 WestLake Park Blvd
Houston TX 77079

SBB-8

Laboratory Sample Analysis Record

CAT No.	Analysis Name	Method	Trial#	Batch#	Analysis Date and Time	Analyst	Dilution Factor
07547	Dissolved Organic Carbon	EPA 415.1 modified	1	12104049501A	04/12/2012 23:05	James S Mathiot	1
04001	Chemical Oxygen Demand	EPA 410.4	1	12101400101A	04/10/2012 07:00	Susan A Engle	1
00235	Biochemical Oxygen Demand	SM20 5210 B	1	12096023502A	04/05/2012 13:08	Susan A Engle	1

Quality Control Summary

Client Name: Atlantic Richfield(Parsons-NY)
Reported: 04/16/12 at 01:16 PM

Group Number: 1300319

Matrix QC may not be reported if insufficient sample or site-specific QC samples were not submitted. In these situations, to demonstrate precision and accuracy at a batch level, a LCS/LCSD was performed, unless otherwise specified in the method.

All Inorganic Initial Calibration and Continuing Calibration Blanks met acceptable method criteria unless otherwise noted on the Analysis Report.

Laboratory Compliance Quality Control

<u>Analysis Name</u>	<u>Blank Result</u>	<u>Blank MDL**</u>	<u>Blank LOQ</u>	<u>Report Units</u>	<u>LCS %REC</u>	<u>LCSD %REC</u>	<u>LCS/LCSD Limits</u>	<u>RPD</u>	<u>RPD Max</u>
Batch number: T121012AA Sample number(s): 6607020-6607032									
Benzyl Chloride	N.D.	1.0	5.0	ug/l	97		60-120		
Bromobenzene	N.D.	1.0	5.0	ug/l	104		80-120		
Bromodichloromethane	N.D.	1.0	5.0	ug/l	100		73-120		
Bromoform	N.D.	1.0	5.0	ug/l	96		61-120		
Bromomethane	N.D.	1.0	5.0	ug/l	88		44-120		
Carbon Tetrachloride	N.D.	1.0	5.0	ug/l	99		67-122		
Chlorobenzene	N.D.	0.80	5.0	ug/l	100		80-120		
Chloroethane	N.D.	1.0	5.0	ug/l	89		49-129		
2-Chloroethyl Vinyl Ether	N.D.	2.0	10	ug/l	98		56-129		
Chloroform	N.D.	0.80	5.0	ug/l	103		77-122		
Chloromethane	N.D.	1.0	5.0	ug/l	92		60-129		
Dibromochloromethane	N.D.	1.0	5.0	ug/l	104		72-120		
Dibromomethane	N.D.	1.0	5.0	ug/l	106		80-120		
1,2-Dichlorobenzene	N.D.	1.0	5.0	ug/l	102		80-120		
1,3-Dichlorobenzene	N.D.	1.0	5.0	ug/l	100		80-120		
1,4-Dichlorobenzene	N.D.	1.0	5.0	ug/l	100		80-120		
Dichlorodifluoromethane	N.D.	2.0	5.0	ug/l	88		47-120		
1,1-Dichloroethane	N.D.	1.0	5.0	ug/l	99		79-120		
1,2-Dichloroethane	N.D.	1.0	5.0	ug/l	105		64-130		
1,1-Dichloroethene	N.D.	0.80	5.0	ug/l	97		80-120		
cis-1,2-Dichloroethene	N.D.	0.80	5.0	ug/l	104		80-120		
trans-1,2-Dichloroethene	N.D.	0.80	5.0	ug/l	100		80-120		
1,2-Dichloropropane	N.D.	1.0	5.0	ug/l	102		80-120		
cis-1,3-Dichloropropene	N.D.	1.0	5.0	ug/l	103		78-120		
trans-1,3-Dichloropropene	N.D.	1.0	5.0	ug/l	104		79-120		
Methylene Chloride	N.D.	2.0	5.0	ug/l	102		80-126		
1,1,1,2-Tetrachloroethane	N.D.	1.0	5.0	ug/l	106		79-120		
1,1,2,2-Tetrachloroethane	N.D.	1.0	5.0	ug/l	109		75-123		
Tetrachloroethene	N.D.	0.80	5.0	ug/l	102		79-120		
1,1,1-Trichloroethane	N.D.	0.80	5.0	ug/l	98		70-121		
1,1,2-Trichloroethane	N.D.	0.80	5.0	ug/l	106		80-120		
Trichloroethene	N.D.	1.0	5.0	ug/l	101		80-120		
Trichlorofluoromethane	N.D.	2.0	5.0	ug/l	95		56-128		
1,2,3-Trichloropropane	N.D.	1.0	5.0	ug/l	101		76-120		
Vinyl Chloride	N.D.	1.0	5.0	ug/l	90		56-123		
Batch number: 121040015A Sample number(s): 6607032									
Ethane	N.D.	1.0	5.0	ug/l	100		80-120		
Ethene	N.D.	1.0	5.0	ug/l	100		75-130		
Methane	N.D.	5.0	15	ug/l	95		80-120		
Batch number: 120971848002 Sample number(s): 6607032									
Iron	N.D.	0.0141	0.200	mg/l	98		90-112		
Manganese	N.D.	0.00044	0.0050	mg/l	100		90-110		

*- Outside of specification

** - This limit was used in the evaluation of the final result for the blank

(1) The result for one or both determinations was less than five times the LOQ.

(2) The unspiked result was more than four times the spike added.

Quality Control Summary

Client Name: Atlantic Richfield(Parsons-NY)
Reported: 04/16/12 at 01:16 PM

Group Number: 1300319

<u>Analysis Name</u>	<u>Blank Result</u>	<u>Blank MDL**</u>	<u>Blank LOQ</u>	<u>Report Units</u>	<u>LCS %REC</u>	<u>LCSD %REC</u>	<u>LCS/LCSD Limits</u>	<u>RPD</u>	<u>RPD Max</u>
Batch number: 12096655602A	Sample number(s): 6607032								
Chloride	N.D.	0.20	0.40	mg/l	106		90-110		
Nitrate Nitrogen	N.D.	0.050	0.10	mg/l	100		90-110		
Nitrite Nitrogen	N.D.	0.080	0.10	mg/l	98		90-110		
Sulfate	N.D.	0.30	1.0	mg/l	101		90-110		
Batch number: 12104049501A	Sample number(s): 6607032								
Dissolved Organic Carbon	N.D.	0.50	1.0	mg/l	106		89-111		
Batch number: 12096023502A	Sample number(s): 6607032								
Biochemical Oxygen Demand					108		85-115		
Batch number: 12101400101A	Sample number(s): 6607032								
Chemical Oxygen Demand					101		94-110		

Sample Matrix Quality Control

Unspiked (UNSPK) = the sample used in conjunction with the matrix spike
Background (BKG) = the sample used in conjunction with the duplicate

<u>Analysis Name</u>	<u>MS %REC</u>	<u>MSD %REC</u>	<u>MS/MSD Limits</u>	<u>RPD</u>	<u>RPD MAX</u>	<u>BKG Conc</u>	<u>DUP Conc</u>	<u>DUP RPD</u>	<u>Dup RPD Max</u>
Batch number: T121012AA	Sample number(s): 6607020-6607032 UNSPK: 6607025								
Benzyl Chloride	95	94	62-120	2	30				
Bromobenzene	109	108	82-115	1	30				
Bromodichloromethane	102	104	78-125	1	30				
Bromoform	94	101	48-118	7	30				
Bromomethane	89	88	38-149	1	30				
Carbon Tetrachloride	107	110	72-135	3	30				
Chlorobenzene	106	107	87-124	1	30				
Chloroethane	94	93	51-145	1	30				
2-Chloroethyl Vinyl Ether	98	100	10-151	2	30				
Chloroform	108	105	81-134	2	30				
Chloromethane	97	97	67-154	0	30				
Dibromochloromethane	107	105	74-116	2	30				
Dibromomethane	106	107	83-119	1	30				
1,2-Dichlorobenzene	106	104	84-119	2	30				
1,3-Dichlorobenzene	106	105	86-121	1	30				
1,4-Dichlorobenzene	104	105	85-121	1	30				
Dichlorodifluoromethane	102	102	52-129	0	30				
1,1-Dichloroethane	105	106	84-129	1	30				
1,2-Dichloroethane	105	105	68-131	0	30				
1,1-Dichloroethene	106	111	85-142	4	30				
cis-1,2-Dichloroethene	107	108	85-125	1	30				
trans-1,2-Dichloroethene	108	109	87-126	0	30				
1,2-Dichloropropane	106	105	83-124	0	30				
cis-1,3-Dichloropropene	106	105	70-116	0	30				
trans-1,3-Dichloropropene	105	106	74-119	1	30				
Methylene Chloride	105	106	78-133	1	30				
1,1,1,2-Tetrachloroethane	109	109	82-119	0	30				
1,1,2,2-Tetrachloroethane	106	105	72-128	1	30				
Tetrachloroethene	114	116	80-128	1	30				
1,1,1-Trichloroethane	105	107	74-131	2	30				
1,1,2-Trichloroethane	107	109	77-124	2	30				

*- Outside of specification

** - This limit was used in the evaluation of the final result for the blank

- (1) The result for one or both determinations was less than five times the LOQ.
- (2) The unspiked result was more than four times the spike added.

Quality Control Summary

Client Name: Atlantic Richfield(Parsons-NY)
Reported: 04/16/12 at 01:16 PM

Group Number: 1300319

Sample Matrix Quality Control

Unspiked (UNSPK) = the sample used in conjunction with the matrix spike

Background (BKG) = the sample used in conjunction with the duplicate

Analysis Name	MS %REC	MSD %REC	MS/MSD Limits	RPD RPD	RPD MAX	BKG Conc	DUP Conc	DUP RPD	Dup RPD Max
Trichloroethene	103	103	88-133	0	30				
Trichlorofluoromethane	106	109	64-146	3	30				
1,2,3-Trichloropropane	104	101	76-118	3	30				
Vinyl Chloride	99	100	66-133	1	30				
Batch number: 121040015A	Sample number(s): 6607032 UNSPK: P606830								
Ethane	86	102	34-153	11	20				
Ethene	66 (2)	148 (2)	35-162	14	20				
Methane	333 (2)	1167 (2)	35-157	19	20				
Batch number: 120971848002	Sample number(s): 6607032 UNSPK: P605944 BKG: P605944								
Iron	94	93	75-125	2	20	N.D.	N.D.	0 (1)	20
Manganese	98	94	75-125	3	20	0.303	0.300	1	20
Batch number: 12096655602A	Sample number(s): 6607032 UNSPK: P606767 BKG: P606767								
Chloride	110		90-110		547	541		1	20
Nitrate Nitrogen	99		90-110		43.1	44.5		3	20
Nitrite Nitrogen	89*		90-110		N.D.	N.D.		0 (1)	20
Sulfate	128*		90-110		1,050	1,050		1 (1)	20
Batch number: 12104049501A	Sample number(s): 6607032 UNSPK: P610605 BKG: P610605								
Dissolved Organic Carbon	117		54-135		1.8	1.7		3* (1)	2
Batch number: 12096023502A	Sample number(s): 6607032 UNSPK: P605732 BKG: P605735								
Biochemical Oxygen Demand	107	107	75-139	1	8	138	115	18*	15
Batch number: 12101400101A	Sample number(s): 6607032 UNSPK: P607544 BKG: P607544								
Chemical Oxygen Demand	93		90-110		39.6	J 23.6	J	50* (1)	5

Surrogate Quality Control

Surrogate recoveries which are outside of the QC window are confirmed unless attributed to dilution or otherwise noted on the Analysis Report.

Analysis Name: PPL + Xylene (total) by 8260

Batch number: T121012AA

	Dibromofluoromethane	1,2-Dichloroethane-d4	Toluene-d8	4-Bromofluorobenzene
6607020	98	96	101	99
6607021	98	98	101	101
6607022	97	98	99	98
6607023	97	95	100	99
6607024	100	95	101	100
6607025	100	96	100	99
6607026	99	98	100	100
6607027	99	96	100	99
6607028	100	95	99	99
6607029	98	94	98	97
6607030	100	96	101	100

*- Outside of specification

**-This limit was used in the evaluation of the final result for the blank

(1) The result for one or both determinations was less than five times the LOQ.

(2) The unspiked result was more than four times the spike added.

Quality Control Summary

Client Name: Atlantic Richfield(Parsons-NY)
Reported: 04/16/12 at 01:16 PM

Group Number: 1300319

Surrogate Quality Control

6607031	99	95	100	101
6607032	100	96	98	99
Blank	97	96	101	99
LCS	99	97	99	98
MS	99	98	100	100
MSD	99	96	100	99
Limits:	80-116	77-113	80-113	78-113

Analysis Name: Volatile Headspace Hydrocarbon
Batch number: 121040015A
Propene

6607032	86
Blank	90
LCS	95
MS	77
MSD	82

Limits: 42-131

*- Outside of specification

** This limit was used in the evaluation of the final result for the blank

- (1) The result for one or both determinations was less than five times the LOQ.
- (2) The unspiked result was more than four times the spike added.

Project Name: BP Sanborn
LLI Group #: 1300319

General Comments:

Through our technical processes and second person review of data, we have established that our data/deliverables are in compliance with the methods and project requirements unless otherwise noted or previously resolved with the client. The compliance signature is located on the cover page of the Analysis Reports.

See the Laboratory Sample Analysis Record section of the Analysis Report for the method references.

All QC met criteria unless otherwise noted in an Analysis Specific Comment below. Refer to the QC Summary for specific values and acceptance criteria.

Project specific QC samples are included in this data set

Matrix QC may not be reported if site-specific QC samples were not submitted. In these situations, to demonstrate precision and accuracy at a batch level, a LCS/LCSD was performed, unless otherwise specified in the method.

Surrogate recoveries (if applicable) which are outside of the QC window are confirmed unless attributed to a dilution or otherwise noted in an Analysis Specific Comment below.

The samples were received at the appropriate temperature and in accordance with the chain of custody unless otherwise noted.

Analysis Specific Comments:**RSKSOP-175 08/11/94 modified, GC Miscellaneous**

Batch #: 121040015A (Sample number(s): 6607032 UNSPK: P606830)

The recovery(ies) for the following analyte(s) in the MS and/or MSD was outside the acceptance window: Methane

EPA 300.0, Wet Chemistry

Batch #: 12096655602A (Sample number(s): 6607032 UNSPK: P606767 BKG: P606767)

The recovery(ies) for the following analyte(s) in the MS was outside the acceptance window: Sulfate, Nitrite Nitrogen

EPA 415.1 modified, Wet Chemistry

Batch #: 12104049501A (Sample number(s): 6607032 UNSPK: P610605 BKG: P610605)

The duplicate RPD for the following analyte(s) exceeded the acceptance window: Dissolved Organic Carbon

EPA 410.4, Wet Chemistry

Batch #: 12101400101A (Sample number(s): 6607032 UNSPK: P607544 BKG: P607544)

The duplicate RPD for the following analyte(s) exceeded the acceptance window: Chemical Oxygen Demand

SM20 5210 B, Wet Chemistry

Batch #: 12096023502A (Sample number(s): 6607032 UNSPK: P605732 BKG: P605735)

The duplicate RPD for the following analyte(s) exceeded the acceptance window:
Biochemical Oxygen Demand

BP/ARC Project Name: BP, Sanborn

Req Due Date (mm/dd/yy): _____ Rush TAT: Yes _____ No ☒

BP/ARC Facility No: _____

Lab Work Order Number: _____

Lab Name: <u>LANCASTER LABS</u>	BP/ARC Facility Address: <u>2040 Cory Dr.</u>	Consultant/Contractor: <u>Parsons</u>
Lab Address: <u>2425 New Holland Pike Lancaster, PA 17601</u>	City, State, ZIP Code: <u>Sanborn, NY</u>	Consultant/Contractor Project No: _____
Lab PM: <u>Kaitlin Plasterer</u>	Lead Regulatory Agency: <u>NYS DEC</u>	Address: <u>40 LaRiviere Dr. Suite 350, Buffalo, NY 14202</u>
Lab Phone: <u>(717) 656-2300</u>	California Global ID No.: _____	Consultant/Contractor PM: <u>George Hermance</u>
Lab Shipping Acct: _____	Enfos Proposal No: <u>D0084-0002</u>	Phone: <u>(716) 407-4990</u>
Lab Bottle Order No: _____	Accounting Mode: <u>10</u> Provision _____ OOC-BU _____ OOC-RM _____	Email EDD To: <u>Lorraine Weber</u>
Other Info: _____	Stage: <u>60</u> Activity: <u>81</u>	Invoice To: <u>BP/ARC</u> <input checked="" type="checkbox"/> Contractor _____

BP/ARC EBM: <u>Bill Barber</u>				Matrix		No. Containers / Preservative										Requested Analyses										Report Type & QC Level	
EBM Phone: <u>(216) 271-8838</u>																										Standard _____	
EBM Email: _____																										Full Data Package _____	
Lab No.	Sample Description	Time	Date	Soil / Solid	Water / Liquid	Air / Vapor	Total Number of Containers	Unpreserved	H ₂ SO ₄	HNO ₃	HCl	Methanol														Comments	
	P-4	1045		X			3	X						X												ALL SAMPLES COLLECTED 4/4/12 PER E-FILTER KNP 4/5/12	
	B-26	1200		X			3	X						X													
	P-3	1035		X			3	X						X													
	PW-1	1020		X			3	X						X													
	P-2	1000		X			3	X						X													
	PW-4	0950		X			3	X						X													
	PW-4 MS	0950		X			3	X						X													
	PW-4 MSD	0950		X			3	X						X													
	B-38	0920		X			3	X						X													
	Quarry Pond	0830		X			3	X						X													

Sampler's Name: <u>Richard C Becken</u>	Relinquished By / Affiliation: <u>Richard C Becken</u>	Date: <u>4/4/12</u>	Time: <u>1540</u>	Accepted By / Affiliation: _____	Date: _____	Time: _____
Sampler's Company: <u>DEM Enterprises Inc.</u>						
Shipment Method: <u>Fed Ex</u>	Ship Date: <u>4/4/12</u>					
Shipment Tracking No: <u>875329879047</u>				<u>Brennan, Bandy, LLC</u>	<u>4/5/12</u>	<u>905</u>

Special Instructions: _____

THIS LINE - LAB USE ONLY: Custody Seals In Place: <u>Yes</u> / No	Temp Blank: <u>Yes</u> / No	Cooler Temp on Receipt: <u>4.1</u> °C	Trip Blank: <u>Yes</u> / No	MS/MSD Sample Submitted: <u>Yes</u> / No
---	-----------------------------	---------------------------------------	-----------------------------	--

BP/ARC Project Name: BP, Sanborn
BP/ARC Facility No: _____

Req Date (mm/dd/yy): _____ Rush TAT: Yes _____ No ☒
Lab Work Order Number: _____

Lab Name: <u>Lancaster Labs</u>	BP/ARC Facility Address: <u>2040 Cory Dr.</u>	Consultant/Contractor: <u>Parsons</u>
Lab Address: <u>2425 New Holland Pike Lancaster, PA 17601</u>	City, State, ZIP Code: <u>Sanborn, NY 14132</u>	Consultant/Contractor Project No: _____
Lab PM: <u>Kaitlin Plasterer</u>	Lead Regulatory Agency: <u>NYSDDEC</u>	Address: <u>40 La Riviere Dr. Suite 350, Buffalo, NY 14202</u>
Lab Phone: <u>(717) 656-2300</u>	California Global ID No: _____	Consultant/Contractor PM: <u>George Hermance</u>
Lab Shipping Acct: _____	Enfos Proposal No: <u>D0064-0002</u>	Phone: <u>(716) 407-4990</u>
Lab Bottle Order No: _____	Accounting Mode: <u>10</u> Provision _____ OOC-BU _____ OOC-RM _____	Email EDD To: <u>Lorraine Weber</u>
Other Info: _____	Stage: <u>60</u> Activity: <u>81</u>	Invoice To: <u>BP/ARC</u> Contractor: _____

BP/ARC EBM: <u>Bill Barber</u>				Matrix		No. Containers / Preservative										Requested Analyses										Report Type & QC Level	
EBM Phone: <u>(216) 271-8038</u>																										Standard _____	
EBM Email: _____																										Full Data Package _____	
Lab No.	Sample Description	Date	Time	Soil / Solid	Water / Liquid	Air / Vapor	Total Number of Containers	Unpreserved	H ₂ SO ₄	HNO ₃	HCl	Methanol														Comments	
	PD-3	4/4/12	0750	X			3	X																		Note: If sample not collected, indicate "No Sample" in comments and single-strike out and initial any preprinted sample description.	
	Field Dup #2	4/4/12		X			3	X																			
	B-8	4/4/12	1430	X			3	X																			
	B-8	4/4/12	1430	X			1		X							X											
	B-8	4/4/12	1430	X			1	X																			
	B-8	4/4/12	1430	X			1			X							X										
	B-8	4/4/12	1430	X			1	X										X									
	B-8	4/4/12	1430	X			2	X											X								
	B-8	4/4/12	1430	X			2				X									X							

Sampler's Name: <u>Richard C Becken</u>	Relinquished By / Affiliation: <u>Richard C Becken</u>	Date: <u>4/4/12</u>	Time: <u>1540</u>	Accepted By / Affiliation: _____	Date: _____	Time: _____
Sampler's Company: <u>Orin Enterprises Inc.</u>						
Shipment Method: <u>Fed Ex</u>	Ship Date: <u>4/4/12</u>					
Shipment Tracking No: <u>875329879047</u>				<u>Bureau of Land Management</u>	<u>4-5-12</u>	<u>905</u>

Special Instructions: _____

THIS LINE - LAB USE ONLY: Custody Seals In Place <input checked="" type="checkbox"/> Yes / No	Temp Blank <input checked="" type="checkbox"/> Yes / No	Cooler Temp on Receipt: <u>4.1</u> °F	Trip Blank <input checked="" type="checkbox"/> Yes / No	MS/MSD Sample Submitted: <input checked="" type="checkbox"/> Yes / No
---	---	---------------------------------------	---	---

Environmental Sample Administration Receipt Documentation Log

Client/Project: Parsons
Date of Receipt: 4-5-12
Time of Receipt: 905
Source Code: 50-1

Shipping Container Sealed: YES NO

Custody Seal Present *: YES NO

* Custody seal was intact unless otherwise noted in the discrepancy section

Package: Chilled Not Chilled

Temperature of Shipping Containers							
Cooler #	Thermometer ID	Temperature (°C)	Temp Bottle (TB) or Surface Temp (ST)	Wet Ice (WI) or Dry Ice (DI) or Ice Packs (IP)	Ice Present? Y/N	Loose (L) Bagged Ice (B) or NA	Comments
1	2783	4.1	TB	WI	Y	B	
2							
3							
4							
5							
6							

Number of Trip Blanks received NOT listed on chain of custody: 2

Paperwork Discrepancy/Unpacking Problems:

Unpacker Signature/Emp#: Bureau Bureau 2199 Date/Time: 4-5-12 11:26

Explanation of Symbols and Abbreviations

The following defines common symbols and abbreviations used in reporting technical data:

RL	Reporting Limit	BMQL	Below Minimum Quantitation Level
N.D.	none detected	MPN	Most Probable Number
TNTC	Too Numerous To Count	CP Units	cobalt-chloroplatinate units
IU	International Units	NTU	nephelometric turbidity units
umhos/cm	micromhos/cm	ng	nanogram(s)
C	degrees Celsius	F	degrees Fahrenheit
meq	milliequivalents	lb.	pound(s)
g	gram(s)	kg	kilogram(s)
µg	microgram(s)	mg	milligram(s)
mL	milliliter(s)	L	liter(s)
m3	cubic meter(s)	µL	microliter(s)
		pg/L	picogram/liter
<	less than - The number following the sign is the <u>limit of quantitation</u> , the smallest amount of analyte which can be reliably determined using this specific test.		
>	greater than		
ppm	parts per million - One ppm is equivalent to one milligram per kilogram (mg/kg), or one gram per million grams. For aqueous liquids, ppm is usually taken to be equivalent to milligrams per liter (mg/l), because one liter of water has a weight very close to a kilogram. For gases or vapors, one ppm is equivalent to one microliter of gas per liter of gas.		
ppb	parts per billion		
Dry weight basis	Results printed under this heading have been adjusted for moisture content. This increases the analyte weight concentration to approximate the value present in a similar sample without moisture. All other results are reported on an as-received basis.		

Data Qualifiers:

C – result confirmed by reanalysis.

J - estimated value – The result is \geq the Method Detection Limit (MDL) and $<$ the Limit of Quantitation (LOQ).

U.S. EPA CLP Data Qualifiers:

Organic Qualifiers		Inorganic Qualifiers	
A	TIC is a possible aldol-condensation product	B	Value is $<$ CRDL, but \geq IDL
B	Analyte was also detected in the blank	E	Estimated due to interference
C	Pesticide result confirmed by GC/MS	M	Duplicate injection precision not met
D	Compound quantitated on a diluted sample	N	Spike sample not within control limits
E	Concentration exceeds the calibration range of the instrument	S	Method of standard additions (MSA) used for calculation
N	Presumptive evidence of a compound (TICs only)	U	Compound was not detected
P	Concentration difference between primary and confirmation columns $>25\%$	W	Post digestion spike out of control limits
U	Compound was not detected	*	Duplicate analysis not within control limits
X,Y,Z	Defined in case narrative	+	Correlation coefficient for MSA <0.995

Analytical test results meet all requirements of NELAC unless otherwise noted under the individual analysis.

Measurement uncertainty values, as applicable, are available upon request.

Tests results relate only to the sample tested. Clients should be aware that a critical step in a chemical or microbiological analysis is the collection of the sample. Unless the sample analyzed is truly representative of the bulk of material involved, the test results will be meaningless. If you have questions regarding the proper techniques of collecting samples, please contact us. We cannot be held responsible for sample integrity, however, unless sampling has been performed by a member of our staff. This report shall not be reproduced except in full, without the written approval of the laboratory.

Times are local to the area of activity. Parameters listed in the 40 CFR part 136 Table II as "analyze immediately" are not performed within 15 minutes.

WARRANTY AND LIMITS OF LIABILITY - In accepting analytical work, we warrant the accuracy of test results for the sample as submitted. THE FOREGOING EXPRESS WARRANTY IS EXCLUSIVE AND IS GIVEN IN LIEU OF ALL OTHER WARRANTIES, EXPRESSED OR IMPLIED. WE DISCLAIM ANY OTHER WARRANTIES, EXPRESSED OR IMPLIED, INCLUDING A WARRANTY OF FITNESS FOR PARTICULAR PURPOSE AND WARRANTY OF MERCHANTABILITY. IN NO EVENT SHALL LANCASTER LABORATORIES BE LIABLE FOR INDIRECT, SPECIAL, CONSEQUENTIAL, OR INCIDENTAL DAMAGES INCLUDING, BUT NOT LIMITED TO, DAMAGES FOR LOSS OF PROFIT OR GOODWILL REGARDLESS OF (A) THE NEGLIGENCE (EITHER SOLE OR CONCURRENT) OF LANCASTER LABORATORIES AND (B) WHETHER LANCASTER LABORATORIES HAS BEEN INFORMED OF THE POSSIBILITY OF SUCH DAMAGES. We accept no legal responsibility for the purposes for which the client uses the test results. No purchase order or other order for work shall be accepted by Lancaster Laboratories which includes any conditions that vary from the Standard Terms and Conditions, and Lancaster hereby objects to any conflicting terms contained in any acceptance or order submitted by client.

ANALYTICAL RESULTS

Prepared by:

Lancaster Laboratories
2425 New Holland Pike
Lancaster, PA 17605-2425

Prepared for:

Atlantic Richfield(Parsons-NY)
BP Corporation
501 WestLake Park Blvd
Houston TX 77079

April 16, 2012

Project: BP Sanborn

Submittal Date: 04/06/2012

Group Number: 1300564

PO Number: D00B4-0002

Release Number: BARBER

State of Sample Origin: NY

Client Sample DescriptionB-10 Water
B-41 Water
B-40 Water
B-39 WaterLancaster Labs (LLI) #6608275
6608276
6608277
6608278

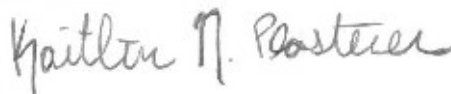
The specific methodologies used in obtaining the enclosed analytical results are indicated on the Laboratory Sample Analysis Record.

ELECTRONIC Parsons
COPY TO
ELECTRONIC Parsons
COPY TO

Attn: George Hermance

Attn: Lorraine Weber

Respectfully Submitted,



Kaitlin N. Plasterer
Specialist

(717) 556-7323

Sample Description: B-10 Water
BP Sanborn COC: 192438
2040 Cory Dr - Sanborn, NY B-10

LLI Sample # WW 6608275
LLI Group # 1300564
Account # 12495

Project Name: BP Sanborn

Collected: 04/05/2012 09:10 by RCB

Atlantic Richfield(Parsons-NY)

Submitted: 04/06/2012 09:05

BP Corporation

Reported: 04/16/2012 12:34

501 WestLake Park Blvd

Houston TX 77079

B10--

CAT No.	Analysis Name	CAS Number	As Received Result	As Received Method Detection Limit*	As Received Limit of Quantitation	Dilution Factor
GC/MS	Volatiles	SW-846 8260B	ug/l	ug/l	ug/l	
10903	Benzyl Chloride	100-44-7	N.D.	1.0	5.0	1
10903	Bromobenzene	108-86-1	N.D.	1.0	5.0	1
10903	Bromodichloromethane	75-27-4	N.D.	1.0	5.0	1
10903	Bromoform	75-25-2	N.D.	1.0	5.0	1
10903	Bromomethane	74-83-9	N.D.	1.0	5.0	1
10903	Carbon Tetrachloride	56-23-5	N.D.	1.0	5.0	1
10903	Chlorobenzene	108-90-7	N.D.	0.80	5.0	1
10903	Chloroethane	75-00-3	N.D.	1.0	5.0	1
10903	2-Chloroethyl Vinyl Ether	110-75-8	N.D.	2.0	10	1
	2-Chloroethyl vinyl ether may not be recovered if acid was used to preserve this sample.					
10903	Chloroform	67-66-3	N.D.	0.80	5.0	1
10903	Chloromethane	74-87-3	N.D.	1.0	5.0	1
10903	Dibromochloromethane	124-48-1	N.D.	1.0	5.0	1
10903	Dibromomethane	74-95-3	N.D.	1.0	5.0	1
10903	1,2-Dichlorobenzene	95-50-1	N.D.	1.0	5.0	1
10903	1,3-Dichlorobenzene	541-73-1	N.D.	1.0	5.0	1
10903	1,4-Dichlorobenzene	106-46-7	N.D.	1.0	5.0	1
10903	Dichlorodifluoromethane	75-71-8	N.D.	2.0	5.0	1
10903	1,1-Dichloroethane	75-34-3	N.D.	1.0	5.0	1
10903	1,2-Dichloroethane	107-06-2	N.D.	1.0	5.0	1
10903	1,1-Dichloroethene	75-35-4	N.D.	0.80	5.0	1
10903	cis-1,2-Dichloroethene	156-59-2	2.4 J	0.80	5.0	1
10903	trans-1,2-Dichloroethene	156-60-5	N.D.	0.80	5.0	1
10903	1,2-Dichloropropane	78-87-5	N.D.	1.0	5.0	1
10903	cis-1,3-Dichloropropene	10061-01-5	N.D.	1.0	5.0	1
10903	trans-1,3-Dichloropropene	10061-02-6	N.D.	1.0	5.0	1
10903	Methylene Chloride	75-09-2	N.D.	2.0	5.0	1
10903	1,1,1,2-Tetrachloroethane	630-20-6	N.D.	1.0	5.0	1
10903	1,1,2,2-Tetrachloroethane	79-34-5	N.D.	1.0	5.0	1
10903	Tetrachloroethene	127-18-4	N.D.	0.80	5.0	1
10903	1,1,1-Trichloroethane	71-55-6	1.3 J	0.80	5.0	1
10903	1,1,2-Trichloroethane	79-00-5	N.D.	0.80	5.0	1
10903	Trichloroethene	79-01-6	32	1.0	5.0	1
10903	Trichlorofluoromethane	75-69-4	N.D.	2.0	5.0	1
10903	1,2,3-Trichloropropane	96-18-4	N.D.	1.0	5.0	1
10903	Vinyl Chloride	75-01-4	N.D.	1.0	5.0	1
GC	Miscellaneous	RKSOP-175 08/11/94 modified	ug/l	ug/l	ug/l	
07105	Ethane	74-84-0	N.D.	1.0	5.0	1
07105	Ethene	74-85-1	N.D.	1.0	5.0	1
07105	Methane	74-82-8	N.D.	5.0	15	1
Metals		SW-846 6010B	mg/l	mg/l	mg/l	
01754	Iron	7439-89-6	0.567	0.0141	0.200	1
07058	Manganese	7439-96-5	0.0060	0.00044	0.0050	1

*=This limit was used in the evaluation of the final result

Sample Description: B-10 Water
BP Sanborn COC: 192438
2040 Cory Dr - Sanborn, NY B-10

LLI Sample # WW 6608275
LLI Group # 1300564
Account # 12495

Project Name: BP Sanborn

Collected: 04/05/2012 09:10 by RCB

Atlantic Richfield(Parsons-NY)

Submitted: 04/06/2012 09:05

BP Corporation

Reported: 04/16/2012 12:34

501 WestLake Park Blvd
Houston TX 77079

B10--

CAT No.	Analysis Name	CAS Number	As Received Result	As Received Method Detection Limit*	As Received Limit of Quantitation	Dilution Factor
Wet Chemistry EPA 300.0						
00224	Chloride	16887-00-6	65.7	10.0	20.0	50
00368	Nitrate Nitrogen	14797-55-8	0.74	0.25	0.50	5
01506	Nitrite Nitrogen	14797-65-0	N.D.	0.40	0.50	5
00228	Sulfate	14808-79-8	98.7	7.5	25.0	25
EPA 415.1 modified						
07547	Dissolved Organic Carbon	n.a.	0.91 J	0.50	1.0	1
EPA 410.4						
04001	Chemical Oxygen Demand	n.a.	14.5 J	12.8	50.0	1
SM20 5210 B						
00235	Biochemical Oxygen Demand	n.a.	N.D.	3.8	3.8	1

General Sample Comments

State of New York Certification No. 10670

All QC is compliant unless otherwise noted. Please refer to the Quality Control Summary for overall QC performance data and associated samples.

Laboratory Sample Analysis Record

CAT No.	Analysis Name	Method	Trial#	Batch#	Analysis Date and Time	Analyst	Dilution Factor
10903	VOCs 8260 Parsons Specs List	SW-846 8260B	1	L121031AA	04/12/2012 06:15	Angela D Sneeringer	1
01163	GC/MS VOA Water Prep	SW-846 5030B	1	L121031AA	04/12/2012 06:15	Angela D Sneeringer	1
07105	Volatile Headspace Hydrocarbon	RSKSOP-175 08/11/94 modified	1	121040015A	04/14/2012 19:15	Elizabeth J Marin	1
01754	Iron	SW-846 6010B	1	121001848001	04/11/2012 22:36	John W Yanzuk II	1
07058	Manganese	SW-846 6010B	1	121001848001	04/11/2012 22:36	John W Yanzuk II	1
01848	WW SW846 ICP Digest (tot rec)	SW-846 3005A	1	121001848001	04/09/2012 23:30	Annamaria Stipkovits	1
00224	Chloride	EPA 300.0	1	12097655601A	04/06/2012 16:43	Christopher D Meeks	50
00368	Nitrate Nitrogen	EPA 300.0	1	12097655601A	04/06/2012 16:28	Christopher D Meeks	5
01506	Nitrite Nitrogen	EPA 300.0	1	12097655601A	04/06/2012 16:28	Christopher D Meeks	5
00228	Sulfate	EPA 300.0	1	12097655601A	04/09/2012 21:32	William L Hamaker Jr	25
07547	Dissolved Organic Carbon	EPA 415.1 modified	1	12104049501A	04/12/2012 23:19	James S Mathiot	1
04001	Chemical Oxygen Demand	EPA 410.4	1	12101400101B	04/10/2012 07:00	Susan A Engle	1
00235	Biochemical Oxygen Demand	SM20 5210 B	1	12097023501A	04/06/2012 11:33	Susan E Hibner	1

*=This limit was used in the evaluation of the final result

Sample Description: B-41 Water
BP Sanborn COC: 192438
2040 Cory Dr - Sanborn, NY B-41

LLI Sample # WW 6608276
LLI Group # 1300564
Account # 12495

Project Name: BP Sanborn

Collected: 04/05/2012 10:50 by RCB

Atlantic Richfield(Parsons-NY)

Submitted: 04/06/2012 09:05

BP Corporation

Reported: 04/16/2012 12:34

501 WestLake Park Blvd
Houston TX 77079

B41--

CAT No.	Analysis Name	CAS Number	As Received Result	As Received Method Detection Limit*	As Received Limit of Quantitation	Dilution Factor
GC/MS	Volatiles	SW-846 8260B	ug/l	ug/l	ug/l	
10903	Benzyl Chloride	100-44-7	N.D.	1.0	5.0	1
10903	Bromobenzene	108-86-1	N.D.	1.0	5.0	1
10903	Bromodichloromethane	75-27-4	N.D.	1.0	5.0	1
10903	Bromoform	75-25-2	N.D.	1.0	5.0	1
10903	Bromomethane	74-83-9	N.D.	1.0	5.0	1
10903	Carbon Tetrachloride	56-23-5	N.D.	1.0	5.0	1
10903	Chlorobenzene	108-90-7	N.D.	0.80	5.0	1
10903	Chloroethane	75-00-3	N.D.	1.0	5.0	1
10903	2-Chloroethyl Vinyl Ether	110-75-8	N.D.	2.0	10	1
	2-Chloroethyl vinyl ether may not be recovered if acid was used to preserve this sample.					
10903	Chloroform	67-66-3	N.D.	0.80	5.0	1
10903	Chloromethane	74-87-3	N.D.	1.0	5.0	1
10903	Dibromochloromethane	124-48-1	N.D.	1.0	5.0	1
10903	Dibromomethane	74-95-3	N.D.	1.0	5.0	1
10903	1,2-Dichlorobenzene	95-50-1	N.D.	1.0	5.0	1
10903	1,3-Dichlorobenzene	541-73-1	N.D.	1.0	5.0	1
10903	1,4-Dichlorobenzene	106-46-7	N.D.	1.0	5.0	1
10903	Dichlorodifluoromethane	75-71-8	N.D.	2.0	5.0	1
10903	1,1-Dichloroethane	75-34-3	N.D.	1.0	5.0	1
10903	1,2-Dichloroethane	107-06-2	N.D.	1.0	5.0	1
10903	1,1-Dichloroethene	75-35-4	N.D.	0.80	5.0	1
10903	cis-1,2-Dichloroethene	156-59-2	7.9	0.80	5.0	1
10903	trans-1,2-Dichloroethene	156-60-5	N.D.	0.80	5.0	1
10903	1,2-Dichloropropane	78-87-5	N.D.	1.0	5.0	1
10903	cis-1,3-Dichloropropene	10061-01-5	N.D.	1.0	5.0	1
10903	trans-1,3-Dichloropropene	10061-02-6	N.D.	1.0	5.0	1
10903	Methylene Chloride	75-09-2	N.D.	2.0	5.0	1
10903	1,1,1,2-Tetrachloroethane	630-20-6	N.D.	1.0	5.0	1
10903	1,1,2,2-Tetrachloroethane	79-34-5	N.D.	1.0	5.0	1
10903	Tetrachloroethene	127-18-4	N.D.	0.80	5.0	1
10903	1,1,1-Trichloroethane	71-55-6	N.D.	0.80	5.0	1
10903	1,1,2-Trichloroethane	79-00-5	N.D.	0.80	5.0	1
10903	Trichloroethene	79-01-6	10	1.0	5.0	1
10903	Trichlorofluoromethane	75-69-4	N.D.	2.0	5.0	1
10903	1,2,3-Trichloropropane	96-18-4	N.D.	1.0	5.0	1
10903	Vinyl Chloride	75-01-4	N.D.	1.0	5.0	1
GC	Miscellaneous	RKSOP-175 08/11/94 modified	ug/l	ug/l	ug/l	
07105	Ethane	74-84-0	N.D.	1.0	5.0	1
07105	Ethene	74-85-1	N.D.	1.0	5.0	1
07105	Methane	74-82-8	N.D.	5.0	15	1
Metals		SW-846 6010B	mg/l	mg/l	mg/l	
01754	Iron	7439-89-6	0.399	0.0141	0.200	1
07058	Manganese	7439-96-5	0.0144	0.00044	0.0050	1

*=This limit was used in the evaluation of the final result

Sample Description: B-41 Water
BP Sanborn COC: 192438
2040 Cory Dr - Sanborn, NY B-41

LLI Sample # WW 6608276
LLI Group # 1300564
Account # 12495

Project Name: BP Sanborn

Collected: 04/05/2012 10:50 by RCB

Atlantic Richfield(Parsons-NY)

Submitted: 04/06/2012 09:05

BP Corporation

Reported: 04/16/2012 12:34

501 WestLake Park Blvd
Houston TX 77079

B41--

CAT No.	Analysis Name	CAS Number	As Received Result	As Received Method Detection Limit*	As Received Limit of Quantitation	Dilution Factor
Wet Chemistry EPA 300.0						
00224	Chloride	16887-00-6	60.2	10.0	20.0	50
00368	Nitrate Nitrogen	14797-55-8	N.D.	0.25	0.50	5
01506	Nitrite Nitrogen	14797-65-0	N.D.	0.40	0.50	5
00228	Sulfate	14808-79-8	201	15.0	50.0	50
EPA 415.1 modified						
07547	Dissolved Organic Carbon	n.a.	1.2	0.50	1.0	1
EPA 410.4						
04001	Chemical Oxygen Demand	n.a.	N.D.	12.8	50.0	1
SM20 5210 B						
00235	Biochemical Oxygen Demand	n.a.	N.D.	3.9	3.9	1

General Sample Comments

State of New York Certification No. 10670

All QC is compliant unless otherwise noted. Please refer to the Quality Control Summary for overall QC performance data and associated samples.

Laboratory Sample Analysis Record

CAT No.	Analysis Name	Method	Trial#	Batch#	Analysis Date and Time	Analyst	Dilution Factor
10903	VOCs 8260 Parsons Specs List	SW-846 8260B	1	L121031AA	04/12/2012 06:36	Angela D Sneeringer	1
01163	GC/MS VOA Water Prep	SW-846 5030B	1	L121031AA	04/12/2012 06:36	Angela D Sneeringer	1
07105	Volatile Headspace Hydrocarbon	RSKSOP-175 08/11/94 modified	1	121040015A	04/14/2012 19:34	Elizabeth J Marin	1
01754	Iron	SW-846 6010B	1	121001848001	04/11/2012 22:40	John W Yanzuk II	1
07058	Manganese	SW-846 6010B	1	121001848001	04/11/2012 22:40	John W Yanzuk II	1
01848	WW SW846 ICP Digest (tot rec)	SW-846 3005A	1	121001848001	04/09/2012 23:30	Annamaria Stipkovits	1
00224	Chloride	EPA 300.0	1	12097655601A	04/06/2012 17:14	Christopher D Meeks	50
00368	Nitrate Nitrogen	EPA 300.0	1	12097655601A	04/06/2012 16:59	Christopher D Meeks	5
01506	Nitrite Nitrogen	EPA 300.0	1	12097655601A	04/06/2012 16:59	Christopher D Meeks	5
00228	Sulfate	EPA 300.0	1	12097655601A	04/06/2012 17:14	Christopher D Meeks	50
07547	Dissolved Organic Carbon	EPA 415.1 modified	1	12104049501A	04/12/2012 23:33	James S Mathiot	1
04001	Chemical Oxygen Demand	EPA 410.4	1	12101400101B	04/10/2012 07:00	Susan A Engle	1
00235	Biochemical Oxygen Demand	SM20 5210 B	1	12097023501A	04/06/2012 11:33	Susan E Hibner	1

*=This limit was used in the evaluation of the final result

Sample Description: B-40 Water
BP Sanborn COC: 192438
2040 Cory Dr - Sanborn, NY B-40

LLI Sample # WW 6608277
LLI Group # 1300564
Account # 12495

Project Name: BP Sanborn

Collected: 04/05/2012 12:20 by RCB

Atlantic Richfield(Parsons-NY)

Submitted: 04/06/2012 09:05

BP Corporation

Reported: 04/16/2012 12:34

501 WestLake Park Blvd

Houston TX 77079

B40--

CAT No.	Analysis Name	CAS Number	As Received Result	As Received Method Detection Limit*	As Received Limit of Quantitation	Dilution Factor
GC/MS	Volatiles	SW-846 8260B	ug/l	ug/l	ug/l	
10903	Benzyl Chloride	100-44-7	N.D.	1.0	5.0	1
10903	Bromobenzene	108-86-1	N.D.	1.0	5.0	1
10903	Bromodichloromethane	75-27-4	N.D.	1.0	5.0	1
10903	Bromoform	75-25-2	N.D.	1.0	5.0	1
10903	Bromomethane	74-83-9	N.D.	1.0	5.0	1
10903	Carbon Tetrachloride	56-23-5	N.D.	1.0	5.0	1
10903	Chlorobenzene	108-90-7	N.D.	0.80	5.0	1
10903	Chloroethane	75-00-3	N.D.	1.0	5.0	1
10903	2-Chloroethyl Vinyl Ether	110-75-8	N.D.	2.0	10	1
	2-Chloroethyl vinyl ether may not be recovered if acid was used to preserve this sample.					
10903	Chloroform	67-66-3	N.D.	0.80	5.0	1
10903	Chloromethane	74-87-3	N.D.	1.0	5.0	1
10903	Dibromochloromethane	124-48-1	N.D.	1.0	5.0	1
10903	Dibromomethane	74-95-3	N.D.	1.0	5.0	1
10903	1,2-Dichlorobenzene	95-50-1	N.D.	1.0	5.0	1
10903	1,3-Dichlorobenzene	541-73-1	N.D.	1.0	5.0	1
10903	1,4-Dichlorobenzene	106-46-7	N.D.	1.0	5.0	1
10903	Dichlorodifluoromethane	75-71-8	N.D.	2.0	5.0	1
10903	1,1-Dichloroethane	75-34-3	N.D.	1.0	5.0	1
10903	1,2-Dichloroethane	107-06-2	N.D.	1.0	5.0	1
10903	1,1-Dichloroethene	75-35-4	N.D.	0.80	5.0	1
10903	cis-1,2-Dichloroethene	156-59-2	3.8 J	0.80	5.0	1
10903	trans-1,2-Dichloroethene	156-60-5	N.D.	0.80	5.0	1
10903	1,2-Dichloropropane	78-87-5	N.D.	1.0	5.0	1
10903	cis-1,3-Dichloropropene	10061-01-5	N.D.	1.0	5.0	1
10903	trans-1,3-Dichloropropene	10061-02-6	N.D.	1.0	5.0	1
10903	Methylene Chloride	75-09-2	N.D.	2.0	5.0	1
10903	1,1,1,2-Tetrachloroethane	630-20-6	N.D.	1.0	5.0	1
10903	1,1,2,2-Tetrachloroethane	79-34-5	N.D.	1.0	5.0	1
10903	Tetrachloroethene	127-18-4	N.D.	0.80	5.0	1
10903	1,1,1-Trichloroethane	71-55-6	N.D.	0.80	5.0	1
10903	1,1,2-Trichloroethane	79-00-5	N.D.	0.80	5.0	1
10903	Trichloroethene	79-01-6	6.1	1.0	5.0	1
10903	Trichlorofluoromethane	75-69-4	N.D.	2.0	5.0	1
10903	1,2,3-Trichloropropane	96-18-4	N.D.	1.0	5.0	1
10903	Vinyl Chloride	75-01-4	N.D.	1.0	5.0	1
GC	Miscellaneous	RKSOP-175 08/11/94 modified	ug/l	ug/l	ug/l	
07105	Ethane	74-84-0	N.D.	1.0	5.0	1
07105	Ethene	74-85-1	N.D.	1.0	5.0	1
07105	Methane	74-82-8	N.D.	5.0	15	1
Metals		SW-846 6010B	mg/l	mg/l	mg/l	
01754	Iron	7439-89-6	0.971	0.0141	0.200	1
07058	Manganese	7439-96-5	0.0203	0.00044	0.0050	1

*=This limit was used in the evaluation of the final result

Sample Description: B-40 Water
BP Sanborn COC: 192438
2040 Cory Dr - Sanborn, NY B-40

LLI Sample # WW 6608277
LLI Group # 1300564
Account # 12495

Project Name: BP Sanborn

Collected: 04/05/2012 12:20 by RCB

Atlantic Richfield(Parsons-NY)

Submitted: 04/06/2012 09:05

BP Corporation

Reported: 04/16/2012 12:34

501 WestLake Park Blvd
Houston TX 77079

B40--

CAT No.	Analysis Name	CAS Number	As Received Result	As Received Method Detection Limit*	As Received Limit of Quantitation	Dilution Factor
Wet Chemistry EPA 300.0						
00224	Chloride	16887-00-6	47.2	mg/l	mg/l	50
00368	Nitrate Nitrogen	14797-55-8	0.30 J	mg/l	mg/l	5
01506	Nitrite Nitrogen	14797-65-0	N.D.	mg/l	mg/l	5
00228	Sulfate	14808-79-8	308	mg/l	mg/l	50
EPA 415.1 modified						
07547	Dissolved Organic Carbon	n.a.	1.6	mg/l	mg/l	1
EPA 410.4						
04001	Chemical Oxygen Demand	n.a.	N.D.	mg/l	mg/l	1
SM20 5210 B						
00235	Biochemical Oxygen Demand	n.a.	N.D.	mg/l	mg/l	1

General Sample Comments

State of New York Certification No. 10670

All QC is compliant unless otherwise noted. Please refer to the Quality Control Summary for overall QC performance data and associated samples.

Laboratory Sample Analysis Record

CAT No.	Analysis Name	Method	Trial#	Batch#	Analysis Date and Time	Analyst	Dilution Factor
10903	VOCs 8260 Parsons Specs List	SW-846 8260B	1	L121031AA	04/12/2012 06:59	Angela D Sneeringer	1
01163	GC/MS VOA Water Prep	SW-846 5030B	1	L121031AA	04/12/2012 06:59	Angela D Sneeringer	1
07105	Volatile Headspace Hydrocarbon	RSKSOP-175 08/11/94 modified	1	121040015A	04/14/2012 19:52	Elizabeth J Marin	1
01754	Iron	SW-846 6010B	1	121001848001	04/11/2012 22:44	John W Yanzuk II	1
07058	Manganese	SW-846 6010B	1	121001848001	04/11/2012 22:44	John W Yanzuk II	1
01848	WW SW846 ICP Digest (tot rec)	SW-846 3005A	1	121001848001	04/09/2012 23:30	Annamaria Stipkovits	1
00224	Chloride	EPA 300.0	1	12097655601A	04/06/2012 18:14	Christopher D Meeks	50
00368	Nitrate Nitrogen	EPA 300.0	1	12097655601A	04/06/2012 17:29	Christopher D Meeks	5
01506	Nitrite Nitrogen	EPA 300.0	1	12097655601A	04/06/2012 17:29	Christopher D Meeks	5
00228	Sulfate	EPA 300.0	1	12097655601A	04/06/2012 18:14	Christopher D Meeks	50
07547	Dissolved Organic Carbon	EPA 415.1 modified	1	12104049501A	04/12/2012 23:47	James S Mathiot	1
04001	Chemical Oxygen Demand	EPA 410.4	1	12101400101B	04/10/2012 07:00	Susan A Engle	1
00235	Biochemical Oxygen Demand	SM20 5210 B	1	12097023501A	04/06/2012 11:33	Susan E Hibner	1

*=This limit was used in the evaluation of the final result

Sample Description: B-39 Water
BP Sanborn COC: 192438
2040 Cory Dr - Sanborn, NY B-39

LLI Sample # WW 6608278
LLI Group # 1300564
Account # 12495

Project Name: BP Sanborn

Collected: 04/05/2012 14:30 by RCB

Atlantic Richfield(Parsons-NY)

Submitted: 04/06/2012 09:05

BP Corporation

Reported: 04/16/2012 12:34

501 WestLake Park Blvd
Houston TX 77079

B39--

CAT No.	Analysis Name	CAS Number	As Received Result	As Received Method Detection Limit*	As Received Limit of Quantitation	Dilution Factor
GC/MS	Volatiles	SW-846 8260B	ug/l	ug/l	ug/l	
10903	Benzyl Chloride	100-44-7	N.D.	1.0	5.0	1
10903	Bromobenzene	108-86-1	N.D.	1.0	5.0	1
10903	Bromodichloromethane	75-27-4	N.D.	1.0	5.0	1
10903	Bromoform	75-25-2	N.D.	1.0	5.0	1
10903	Bromomethane	74-83-9	N.D.	1.0	5.0	1
10903	Carbon Tetrachloride	56-23-5	N.D.	1.0	5.0	1
10903	Chlorobenzene	108-90-7	N.D.	0.80	5.0	1
10903	Chloroethane	75-00-3	N.D.	1.0	5.0	1
10903	2-Chloroethyl Vinyl Ether	110-75-8	N.D.	2.0	10	1
	2-Chloroethyl vinyl ether may not be recovered if acid was used to preserve this sample.					
10903	Chloroform	67-66-3	N.D.	0.80	5.0	1
10903	Chloromethane	74-87-3	N.D.	1.0	5.0	1
10903	Dibromochloromethane	124-48-1	N.D.	1.0	5.0	1
10903	Dibromomethane	74-95-3	N.D.	1.0	5.0	1
10903	1,2-Dichlorobenzene	95-50-1	N.D.	1.0	5.0	1
10903	1,3-Dichlorobenzene	541-73-1	N.D.	1.0	5.0	1
10903	1,4-Dichlorobenzene	106-46-7	N.D.	1.0	5.0	1
10903	Dichlorodifluoromethane	75-71-8	N.D.	2.0	5.0	1
10903	1,1-Dichloroethane	75-34-3	N.D.	1.0	5.0	1
10903	1,2-Dichloroethane	107-06-2	N.D.	1.0	5.0	1
10903	1,1-Dichloroethene	75-35-4	N.D.	0.80	5.0	1
10903	cis-1,2-Dichloroethene	156-59-2	3.2 J	0.80	5.0	1
10903	trans-1,2-Dichloroethene	156-60-5	N.D.	0.80	5.0	1
10903	1,2-Dichloropropane	78-87-5	N.D.	1.0	5.0	1
10903	cis-1,3-Dichloropropene	10061-01-5	N.D.	1.0	5.0	1
10903	trans-1,3-Dichloropropene	10061-02-6	N.D.	1.0	5.0	1
10903	Methylene Chloride	75-09-2	N.D.	2.0	5.0	1
10903	1,1,1,2-Tetrachloroethane	630-20-6	N.D.	1.0	5.0	1
10903	1,1,2,2-Tetrachloroethane	79-34-5	N.D.	1.0	5.0	1
10903	Tetrachloroethene	127-18-4	N.D.	0.80	5.0	1
10903	1,1,1-Trichloroethane	71-55-6	N.D.	0.80	5.0	1
10903	1,1,2-Trichloroethane	79-00-5	N.D.	0.80	5.0	1
10903	Trichloroethene	79-01-6	10	1.0	5.0	1
10903	Trichlorofluoromethane	75-69-4	N.D.	2.0	5.0	1
10903	1,2,3-Trichloropropane	96-18-4	N.D.	1.0	5.0	1
10903	Vinyl Chloride	75-01-4	N.D.	1.0	5.0	1
GC	Miscellaneous	RKSOP-175 08/11/94 modified	ug/l	ug/l	ug/l	
07105	Ethane	74-84-0	N.D.	1.0	5.0	1
07105	Ethene	74-85-1	N.D.	1.0	5.0	1
07105	Methane	74-82-8	N.D.	5.0	15	1
Metals	SW-846 6010B	mg/l	mg/l	mg/l		
01754	Iron	7439-89-6	0.0763 J	0.0141	0.200	1
07058	Manganese	7439-96-5	0.0095	0.00044	0.0050	1

*=This limit was used in the evaluation of the final result

Sample Description: B-39 Water
BP Sanborn COC: 192438
2040 Cory Dr - Sanborn, NY B-39

LLI Sample # WW 6608278
LLI Group # 1300564
Account # 12495

Project Name: BP Sanborn

Collected: 04/05/2012 14:30 by RCB

Atlantic Richfield(Parsons-NY)

Submitted: 04/06/2012 09:05

BP Corporation

Reported: 04/16/2012 12:34

501 WestLake Park Blvd
Houston TX 77079

B39--

CAT No.	Analysis Name	CAS Number	As Received Result	As Received Method Detection Limit*	As Received Limit of Quantitation	Dilution Factor
Wet Chemistry		EPA 300.0	mg/l	mg/l	mg/l	
00224	Chloride	16887-00-6	64.3	10.0	20.0	50
00368	Nitrate Nitrogen	14797-55-8	1.3	0.25	0.50	5
01506	Nitrite Nitrogen	14797-65-0	N.D.	0.40	0.50	5
00228	Sulfate	14808-79-8	195	15.0	50.0	50
		EPA 415.1 modified	mg/l	mg/l	mg/l	
07547	Dissolved Organic Carbon	n.a.	1.9	0.50	1.0	1
		EPA 410.4	mg/l	mg/l	mg/l	
04001	Chemical Oxygen Demand	n.a.	14.5 J	12.8	50.0	1
		SM20 5210 B	mg/l	mg/l	mg/l	
00235	Biochemical Oxygen Demand	n.a.	N.D.	3.9	3.9	1

General Sample Comments

State of New York Certification No. 10670

All QC is compliant unless otherwise noted. Please refer to the Quality Control Summary for overall QC performance data and associated samples.

Laboratory Sample Analysis Record

CAT No.	Analysis Name	Method	Trial#	Batch#	Analysis Date and Time	Analyst	Dilution Factor
10903	VOCs 8260 Parsons Specs List	SW-846 8260B	1	L121031AA	04/12/2012 07:21	Angela D Sneeringer	1
01163	GC/MS VOA Water Prep	SW-846 5030B	1	L121031AA	04/12/2012 07:21	Angela D Sneeringer	1
07105	Volatile Headspace Hydrocarbon	RSKSOP-175 08/11/94 modified	1	121040015A	04/14/2012 20:10	Elizabeth J Marin	1
01754	Iron	SW-846 6010B	1	121001848001	04/11/2012 22:47	John W Yanzuk II	1
07058	Manganese	SW-846 6010B	1	121001848001	04/11/2012 22:47	John W Yanzuk II	1
01848	WW SW846 ICP Digest (tot rec)	SW-846 3005A	1	121001848001	04/09/2012 23:30	Annamaria Stipkovits	1
00224	Chloride	EPA 300.0	1	12097655601A	04/06/2012 18:45	Christopher D Meeks	50
00368	Nitrate Nitrogen	EPA 300.0	1	12097655601A	04/06/2012 18:29	Christopher D Meeks	5
01506	Nitrite Nitrogen	EPA 300.0	1	12097655601A	04/06/2012 18:29	Christopher D Meeks	5
00228	Sulfate	EPA 300.0	1	12097655601A	04/06/2012 18:45	Christopher D Meeks	50
07547	Dissolved Organic Carbon	EPA 415.1 modified	1	12104049501A	04/13/2012 00:01	James S Mathiot	1
04001	Chemical Oxygen Demand	EPA 410.4	1	12101400101B	04/10/2012 07:00	Susan A Engle	1
00235	Biochemical Oxygen Demand	SM20 5210 B	1	12097023501A	04/06/2012 11:33	Susan E Hibner	1

*=This limit was used in the evaluation of the final result

Quality Control SummaryClient Name: Atlantic Richfield(Parsons-NY)
Reported: 04/16/12 at 12:34 PM

Group Number: 1300564

Matrix QC may not be reported if insufficient sample or site-specific QC samples were not submitted. In these situations, to demonstrate precision and accuracy at a batch level, a LCS/LCSD was performed, unless otherwise specified in the method.

All Inorganic Initial Calibration and Continuing Calibration Blanks met acceptable method criteria unless otherwise noted on the Analysis Report.

Laboratory Compliance Quality Control

<u>Analysis Name</u>	<u>Blank Result</u>	<u>Blank MDL**</u>	<u>Blank LOQ</u>	<u>Report Units</u>	<u>LCS %REC</u>	<u>LCSD %REC</u>	<u>LCS/LCSD Limits</u>	<u>RPD</u>	<u>RPD Max</u>
Batch number: L121031AA	Sample number(s): 6608275-6608278								
Benzyl Chloride	N.D.	1.0	5.0	ug/l	76	78	60-120	2	30
Bromobenzene	N.D.	1.0	5.0	ug/l	99	98	80-120	0	30
Bromodichloromethane	N.D.	1.0	5.0	ug/l	84	85	73-120	1	30
Bromoform	N.D.	1.0	5.0	ug/l	65	66	61-120	0	30
Bromomethane	N.D.	1.0	5.0	ug/l	80	79	44-120	1	30
Carbon Tetrachloride	N.D.	1.0	5.0	ug/l	89	89	67-122	0	30
Chlorobenzene	N.D.	0.80	5.0	ug/l	101	101	80-120	0	30
Chloroethane	N.D.	1.0	5.0	ug/l	81	80	49-129	1	30
2-Chloroethyl Vinyl Ether	N.D.	2.0	10	ug/l	99	99	56-129	0	30
Chloroform	N.D.	0.80	5.0	ug/l	100	101	77-122	1	30
Chloromethane	N.D.	1.0	5.0	ug/l	87	86	60-129	1	30
Dibromochloromethane	N.D.	1.0	5.0	ug/l	81	81	72-120	0	30
Dibromomethane	N.D.	1.0	5.0	ug/l	94	93	80-120	0	30
1,2-Dichlorobenzene	N.D.	1.0	5.0	ug/l	94	95	80-120	1	30
1,3-Dichlorobenzene	N.D.	1.0	5.0	ug/l	99	99	80-120	1	30
1,4-Dichlorobenzene	N.D.	1.0	5.0	ug/l	98	99	80-120	1	30
Dichlorodifluoromethane	N.D.	2.0	5.0	ug/l	77	78	47-120	2	30
1,1-Dichloroethane	N.D.	1.0	5.0	ug/l	105	109	79-120	3	30
1,2-Dichloroethane	N.D.	1.0	5.0	ug/l	99	99	64-130	0	30
1,1-Dichloroethene	N.D.	0.80	5.0	ug/l	103	105	80-120	2	30
cis-1,2-Dichloroethene	N.D.	0.80	5.0	ug/l	101	102	80-120	1	30
trans-1,2-Dichloroethene	N.D.	0.80	5.0	ug/l	98	102	80-120	4	30
1,2-Dichloropropane	N.D.	1.0	5.0	ug/l	101	102	80-120	1	30
cis-1,3-Dichloropropene	N.D.	1.0	5.0	ug/l	91	91	78-120	1	30
trans-1,3-Dichloropropene	N.D.	1.0	5.0	ug/l	86	87	79-120	1	30
Methylene Chloride	N.D.	2.0	5.0	ug/l	103	105	80-126	2	30
1,1,1,2-Tetrachloroethane	N.D.	1.0	5.0	ug/l	91	91	79-120	0	30
1,1,2,2-Tetrachloroethane	N.D.	1.0	5.0	ug/l	94	96	75-123	2	30
Tetrachloroethene	N.D.	0.80	5.0	ug/l	101	100	79-120	1	30
1,1,1-Trichloroethane	N.D.	0.80	5.0	ug/l	94	94	70-121	0	30
1,1,2-Trichloroethane	N.D.	0.80	5.0	ug/l	97	96	80-120	1	30
Trichloroethene	N.D.	1.0	5.0	ug/l	100	102	80-120	2	30
Trichlorofluoromethane	N.D.	2.0	5.0	ug/l	97	94	56-128	3	30
1,2,3-Trichloropropane	N.D.	1.0	5.0	ug/l	95	96	76-120	1	30
Vinyl Chloride	N.D.	1.0	5.0	ug/l	88	88	56-123	1	30
Batch number: 121040015A	Sample number(s): 6608275-6608278								
Ethane	N.D.	1.0	5.0	ug/l	100		80-120		
Ethene	N.D.	1.0	5.0	ug/l	100		75-130		
Methane	N.D.	5.0	15	ug/l	95		80-120		
Batch number: 121001848001	Sample number(s): 6608275-6608278								
Iron	N.D.	0.0141	0.200	mg/l	100		90-112		
Manganese	N.D.	0.00044	0.0050	mg/l	100		90-110		

*- Outside of specification

**-This limit was used in the evaluation of the final result for the blank

(1) The result for one or both determinations was less than five times the LOQ.

(2) The unspiked result was more than four times the spike added.

Quality Control SummaryClient Name: Atlantic Richfield(Parsons-NY)
Reported: 04/16/12 at 12:34 PM

Group Number: 1300564

<u>Analysis Name</u>	<u>Blank Result</u>	<u>Blank MDL**</u>	<u>Blank LOQ</u>	<u>Report Units</u>	<u>LCS %REC</u>	<u>LCSD %REC</u>	<u>LCS/LCSD Limits</u>	<u>RPD</u>	<u>RPD Max</u>
Batch number: 12097655601A	Sample number(s): 6608275-6608278								
Chloride	N.D.	0.20	0.40	mg/l	100		90-110		
Nitrate Nitrogen	N.D.	0.050	0.10	mg/l	98		90-110		
Nitrite Nitrogen	N.D.	0.080	0.10	mg/l	98		90-110		
Sulfate	N.D.	0.30	1.0	mg/l	102		90-110		
Batch number: 12104049501A	Sample number(s): 6608275-6608278								
Dissolved Organic Carbon	N.D.	0.50	1.0	mg/l	106		89-111		
Batch number: 12097023501A	Sample number(s): 6608275-6608278								
Biochemical Oxygen Demand					90		85-115		
Batch number: 12101400101B	Sample number(s): 6608275-6608278								
Chemical Oxygen Demand					101		94-110		

Sample Matrix Quality ControlUnspiked (UNSPK) = the sample used in conjunction with the matrix spike
Background (BKG) = the sample used in conjunction with the duplicate

<u>Analysis Name</u>	<u>MS %REC</u>	<u>MSD %REC</u>	<u>MS/MSD Limits</u>	<u>RPD</u>	<u>RPD MAX</u>	<u>BKG Conc</u>	<u>DUP Conc</u>	<u>DUP RPD</u>	<u>Dup RPD Max</u>
Batch number: 121040015A	Sample number(s): 6608275-6608278 UNSPK: P606830								
Ethane	86	102	34-153	11	20				
Ethene	66 (2)	148 (2)	35-162	14	20				
Methane	333 (2)	1167 (2)	35-157	19	20				
Batch number: 121001848001	Sample number(s): 6608275-6608278 UNSPK: P609214 BKG: P609214								
Iron	93 (2)	101 (2)	75-125	1	20	5.20	5.32	2	20
Manganese	139*	146*	75-125	2	20	1.31	1.47	12	20
Batch number: 12097655601A	Sample number(s): 6608275-6608278 UNSPK: P608187 BKG: P608187								
Chloride	106		90-110			1.6	1.6	0 (1)	20
Nitrate Nitrogen	99		90-110			N.D.	N.D.	0 (1)	20
Nitrite Nitrogen	97		90-110			N.D.	N.D.	0 (1)	20
Sulfate	110		90-110			14.7	14.8	0	20
Batch number: 12104049501A	Sample number(s): 6608275-6608278 UNSPK: P610605 BKG: P610605								
Dissolved Organic Carbon	117		54-135			1.8	1.7	3* (1)	2
Batch number: 12097023501A	Sample number(s): 6608275-6608278 UNSPK: P607955 BKG: P607955								
Biochemical Oxygen Demand	109	104	75-139	5	8	N.D.	N.D.	0 (1)	15
Batch number: 12101400101B	Sample number(s): 6608275-6608278 UNSPK: 6608278 BKG: 6608278								
Chemical Oxygen Demand	98		90-110			14.5	J N.D.	200* (1)	5

Surrogate Quality Control

Surrogate recoveries which are outside of the QC window are confirmed unless attributed to dilution or otherwise noted on the Analysis Report.

*- Outside of specification

**-This limit was used in the evaluation of the final result for the blank

(1) The result for one or both determinations was less than five times the LOQ.

(2) The unspiked result was more than four times the spike added.

Quality Control Summary

Client Name: Atlantic Richfield(Parsons-NY)
Reported: 04/16/12 at 12:34 PM

Group Number: 1300564

Surrogate Quality Control

Analysis Name: PPL + Xylene (total) by 8260
Batch number: L121031AA

	Dibromofluoromethane	1,2-Dichloroethane-d4	Toluene-d8	4-Bromofluorobenzene
6608275	96	104	102	95
6608276	96	103	102	96
6608277	95	103	101	95
6608278	96	102	101	95
Blank	96	101	101	95
LCS	97	101	103	100
LCSD	97	103	103	100
Limits:	80-116	77-113	80-113	78-113

Analysis Name: Volatile Headspace Hydrocarbon
Batch number: 121040015A
Propene

6608275	86
6608276	86
6608277	84
6608278	86
Blank	90
LCS	95
MS	77
MSD	82
Limits:	42-131

*- Outside of specification

**This limit was used in the evaluation of the final result for the blank

- (1) The result for one or both determinations was less than five times the LOQ.
- (2) The unspiked result was more than four times the spike added.

Project Name: BP Sanborn
LLI Group #: 1300564

General Comments:

Through our technical processes and second person review of data, we have established that our data/deliverables are in compliance with the methods and project requirements unless otherwise noted or previously resolved with the client. The compliance signature is located on the cover page of the Analysis Reports.

See the Laboratory Sample Analysis Record section of the Analysis Report for the method references.

All QC met criteria unless otherwise noted in an Analysis Specific Comment below. Refer to the QC Summary for specific values and acceptance criteria.

Project specific QC samples are not included in this data set

Matrix QC may not be reported if site-specific QC samples were not submitted. In these situations, to demonstrate precision and accuracy at a batch level, a LCS/LCSD was performed, unless otherwise specified in the method.

Surrogate recoveries (if applicable) which are outside of the QC window are confirmed unless attributed to a dilution or otherwise noted in an Analysis Specific Comment below.

The samples were received at the appropriate temperature and in accordance with the chain of custody unless otherwise noted.

Analysis Specific Comments:**RSKSOP-175 08/11/94 modified, GC Miscellaneous**

Batch #: 121040015A (Sample number(s): 6608275-6608278 UNSPK: P606830)

The recovery(ies) for the following analyte(s) in the MS and/or MSD was outside the acceptance window: Methane

SW-846 6010B, Metals

Batch #: 121001848001 (Sample number(s): 6608275-6608278 UNSPK: P609214 BKG: P609214)

The recovery(ies) for the following analyte(s) in the MS and/or MSD was outside the acceptance window: Manganese

EPA 415.1 modified, Wet Chemistry

Batch #: 12104049501A (Sample number(s): 6608275-6608278 UNSPK: P610605 BKG: P610605)

The duplicate RPD for the following analyte(s) exceeded the acceptance window: Dissolved Organic Carbon

EPA 410.4, Wet Chemistry

Batch #: 12101400101B (Sample number(s): 6608275-6608278 UNSPK: 6608278 BKG: 6608278)

The duplicate RPD for the following analyte(s) exceeded the acceptance window: Chemical Oxygen Demand

BP/ARC Project Name: BP, Sarnburn

Req Due Date (mm/dd/yy): _____

Rush TAT: Yes _____ No ☒

BP/ARC Facility No: _____

Lab Work Order Number: _____

Lab Name: <u>Lancaster Labs</u>	BP/ARC Facility Address: <u>2040 Cory Dr.</u>	Consultant/Contractor: <u>Parsons</u>
Lab Address: <u>2425 New Holland Pike, Lancaster, PA 17601</u>	City, State, ZIP Code: <u>Sarnburn, NJ 14132</u>	Consultant/Contractor Project No: _____
Lab PM: <u>Karlina Plasterer</u>	Lead Regulatory Agency: <u>NYSDEC</u>	Address: <u>40 LaBriere Dr. Suite 350, Buffalo, NY 14202</u>
Lab Phone: <u>(717) 656-2300</u>	California Global ID No.: _____	Consultant/Contractor PM: <u>George Hermance</u>
Lab Shipping Acct: _____	Enfos Proposal No: <u>D0084-0002</u>	Phone: <u>(716) 407-4990</u>
Lab Bottle Order No: _____	Accounting Mode: <u>10</u> Provision _____ OOC-BU _____ OOC-RM _____	Email EDD To: <u>Lorraine Weber</u>
Other Info: _____	Stage: <u>60</u> Activity: <u>81</u>	Invoice To: BP/ARC <input checked="" type="checkbox"/> Contractor _____

BP/ARC EBM: <u>Bill Barber</u>				Matrix				No. Containers / Preservative								Requested Analyses										Report Type & QC Level			
EBM Phone: <u>(216) 271-8038</u>				Soil / Solid	Water / Liquid	Air / Vapor	Total Number of Containers	Unpreserved	H ₂ SO ₄	HNO ₃	HCl	Methanol	8260	COD	BOD	Iron + Manganese	DOC	Chloride, Nitrite, Nitrate, Sulfate	Methane, Ethane, Propane									Standard _____	Full Data Package _____
EBM Email:																													
Lab No.	Sample Description	Date	Time																										
	B-10	4/5/12	0910	X			3	X					X																
	B-41	4/5/12	1050	X			3	X					X																
	B-40	4/5/12	1220	X			3	X					X																
	B-39	4/5/12	1430	X			3	X					X																
	B-10	4/5/12	0910	X			1		X					X															
	B-41	4/5/12	1050	X			1		X					X															
	B-40	4/5/12	1220	X			1		X					X															
	B-39	4/5/12	1430	X			1		X					X															
	B-10	4/5/12	0910	X			1	X																					
	B-41	4/5/12	1050	X			1	X																					

Sampler's Name: <u>Richard C Becken</u>	Relinquished By / Affiliation: <u>Richard C Becken am</u>	Date: <u>4/5/12</u>	Time: <u>1515</u>	Accepted By / Affiliation: _____	Date: _____	Time: _____
Sampler's Company: <u>O&M Enterprises Inc</u>						
Shipment Method: <u>Fed Ex</u> Ship Date: <u>4/5/12</u>						
Shipment Tracking No: <u>875329879014</u>						
Special Instructions: _____						

THIS LINE - LAB USE ONLY: Custody Seats In Place ☒ Yes / ☐ No Temp Blank ☒ Yes / ☐ No Cooler Temp on Receipt: 4.8 °C Trip Blank ☒ Yes / ☐ No MS/MSD Sample Submitted: Yes / ☒ No

BP/ARC Project Name: BP, Sanborn

Req Due Date (mm/dd/yy): _____

Rush TAT: Yes ☐ No ☒

BP/ARC Facility No: _____

Lab Work Order Number: _____

Lab Name: <u>Lancaster Labs</u>	BP/ARC Facility Address: <u>2040 Cory Dr.</u>	Consultant/Contractor: <u>Parsons</u>
Lab Address: <u>2425 New Holland Pike, Lancaster, PA 17601</u>	City, State, ZIP Code: <u>Sanborn, NY 14132</u>	Consultant/Contractor Project No: _____
Lab PM: <u>Kaylin Plesterer</u>	Lead Regulatory Agency: <u>NYS DEC</u>	Address: <u>40 LaPorte Dr. Suite 350 Buffalo, NY 14202</u>
Lab Phone: <u>(717) 656-2300</u>	California Global ID No.: _____	Consultant/Contractor PM: <u>George Hermance</u>
Lab Shipping Acct: _____	Enfos Proposal No: <u>D00 B4 - 0002</u>	Phone: <u>(716) 487-4990</u>
Lab Bottle Order No: _____	Accounting Mode: <u>10</u> Provision _____ OOC-BU _____ OOC-RM _____	Email EDD To: <u>Lorraine Weber</u>
Other Info: _____	Stage: <u>60</u> Activity: <u>81</u>	Invoice To: <u>BP/ARC</u> Contractor _____

BP/ARC EBM: <u>Bill Barber</u>				Matrix		No. Containers / Preservative										Requested Analyses										Report Type & QC Level	
EBM Phone: <u>(216) 271-8838</u>																										Standard _____	
EBM Email: _____																										Full Data Package _____	
Lab No.	Sample Description	Date	Time	Soil / Solid	Water / Liquid	Air / Vapor	Total Number of Containers	Unpreserved	H ₂ SO ₄	HNO ₃	HCl	Methanol	BOD	DOC	Iron + Manganese											Comments	
	B-40	4/5/12	1220		X		1	X					X													Note: If sample not collected, indicate "No Sample" in comments and single-strike out and initial any preprinted sample description.	
	B-39	4/5/12	1430		X		1	X					X														
	B-40	4/5/12	0910		X		1	X						X													
	B-41	4/5/12	1050		X		1	X						X													
	B-40	4/5/12	1220		X		1	X						X													
	B-39	4/5/12	1430		X		1	X						X													
	B-10	4/5/12	0910		X		1			X					X												
	B-41	4/5/12	1050		X		1			X					X												
	B-40	4/5/12	1220		X		1			X					X												
	B-39	4/5/12	1430		X		1			X					X												

Sampler's Name: <u>Richard C Becken</u>	Relinquished By / Affiliation: <u>Richard C Becken</u>	Date: <u>4/5/12</u>	Time: <u>1515</u>	Accepted By / Affiliation: <u>Kristen Leigh / LLI</u>	Date: <u>4-6-12</u>	Time: <u>0905</u>
Sampler's Company: <u>D&M Enterprises, INC.</u>						
Shipment Method: <u>Fed Ex</u>	Ship Date: <u>4/5/12</u>					
Shipment Tracking No: <u>875329879014</u>						

Special Instructions: _____

BP/ARC Project Name: BP, Sanborn

Req Due Date (mm/dd/yy): _____

Rush TAT: Yes _____ No ☒

BP/ARC Facility No: _____

Lab Work Order Number: _____

Lab Name: <u>Lancaster Labs</u>	BP/ARC Facility Address: <u>2046 Cory Dr.</u>	Consultant/Contractor: <u>Parsons</u>
Lab Address: <u>2025 New Holland Pike, Lancaster, PA 17604</u>	City, State, ZIP Code: <u>Sanborn, NY 14132</u>	Consultant/Contractor Project No: _____
Lab PM: <u>Kaitlin Plasterer</u>	Lead Regulatory Agency: <u>NYSDEC</u>	Address: <u>40 LaRiviere Dr Suite 350 Buffalo, NY 14202</u>
Lab Phone: <u>(717) 656-2300</u>	California Global ID No.: _____	Consultant/Contractor PM: <u>George Hermance</u>
Lab Shipping Acct: _____	Enfos Proposal No: <u>DO084-0002</u>	Phone: <u>(716) 407-4990</u>
Lab Bottle Order No: _____	Accounting Mode: <u>10</u> Provision _____ OOC-BU _____ OOC-RM _____	Email EDD To: <u>Lorraine Weber</u>
Other info: _____	Stage: <u>60</u> Activity: <u>81</u>	Invoice To: <u>BP/ARC</u> <input checked="" type="checkbox"/> Contractor _____

BP/ARC EBM: <u>Bill Barber</u>				Matrix		No. Containers / Preservative										Requested Analyses										Report Type & QC Level	
EBM Phone: <u>(216) 271-8038</u>																										Standard _____	
EBM Email: _____																										Full Data Package _____	
Lab No.	Sample Description	Date	Time	Soil / Solid	Water / Liquid	Air / Vapor	Total Number of Containers	Unpreserved	H ₂ SO ₄	HNO ₃	HCl	Methanol	Chloride, Nitrate, Nitrite, Sulfate	Methane, Ethane, Ethylene												Comments	
	B-10	4/5/12	0910	X			2	X					X													Note: If sample not collected, indicate "No Sample" in comments and single-strike out and initial any preprinted sample description.	
	B-41	4/5/12	1050	X			2	X					X														
	B-40	4/5/12	1220	X			2	X					X														
	B-39	4/5/12	1430	X			2	X					X														
	B-10	4/5/12	0910	X			2				X			X													
	B-41	4/5/12	1050	X			2				X			X													
	B-40	4/5/12	1220	X			2				X			X													
	B-39	4/5/12	1430	X			2				X			X													

Sampler's Name: <u>Richard C Becken</u>	Relinquished By / Affiliation: <u>Richard C Becken Osm</u>	Date: <u>4/5/12</u>	Time: <u>1515</u>	Accepted By / Affiliation: _____	Date: _____	Time: _____
Sampler's Company: <u>D+N Enterprises Inc.</u>						
Shipment Method: <u>Fed Ex</u> Ship Date: <u>4/5/12</u>						
Shipment Tracking No: <u>875329879014</u>				<u>Kristin Leigh</u>	<u>4-6th</u>	<u>0905</u>

Special Instructions:

THIS LINE - LAB USE ONLY: Custody Seals In Place: Yes <input checked="" type="checkbox"/> No <input type="checkbox"/>	Temp Blank: Yes <input checked="" type="checkbox"/> No <input type="checkbox"/>	Cooler Temp on Receipt: <u>4.8</u> °F <input checked="" type="checkbox"/> °C <input type="checkbox"/>	Trip Blank: Yes <input checked="" type="checkbox"/> No <input type="checkbox"/>	MS/MSD Sample Submitted: Yes <input checked="" type="checkbox"/> No <input type="checkbox"/>
---	---	---	---	--

Environmental Sample Administration
Receipt Documentation LogClient/Project: ParsonsShipping Container Sealed: YES NODate of Receipt: 4-6-12Custody Seal Present * : YES NOTime of Receipt: 0905* Custody seal was intact unless otherwise noted in the
discrepancy sectionSource Code: SD-1Package: Chilled Not Chilled

Temperature of Shipping Containers							
Cooler #	Thermometer ID	Temperature (°C)	Temp Bottle (TB) or Surface Temp (ST)	Wet Ice (WI) or Dry Ice (DI) or Ice Packs (IP)	Ice Present? Y/N	Loose (L) Bagged Ice (B) or NA	Comments
1	9422	4.8°	TB	WI	Y	B	
2							
3							
4							
5							
6							

Number of Trip Blanks received NOT listed on chain of custody: 2

Paperwork Discrepancy/Unpacking Problems:

Unpacker Signature/Emp#:

Kristin Leigh 2123Date/Time: 4-6-12 0945

Explanation of Symbols and Abbreviations

The following defines common symbols and abbreviations used in reporting technical data:

RL	Reporting Limit	BMQL	Below Minimum Quantitation Level
N.D.	none detected	MPN	Most Probable Number
TNTC	Too Numerous To Count	CP Units	cobalt-chloroplatinate units
IU	International Units	NTU	nephelometric turbidity units
umhos/cm	micromhos/cm	ng	nanogram(s)
C	degrees Celsius	F	degrees Fahrenheit
meq	milliequivalents	lb.	pound(s)
g	gram(s)	kg	kilogram(s)
µg	microgram(s)	mg	milligram(s)
mL	milliliter(s)	L	liter(s)
m3	cubic meter(s)	µL	microliter(s)
		pg/L	picogram/liter
<	less than - The number following the sign is the <u>limit of quantitation</u> , the smallest amount of analyte which can be reliably determined using this specific test.		
>	greater than		
ppm	parts per million - One ppm is equivalent to one milligram per kilogram (mg/kg), or one gram per million grams. For aqueous liquids, ppm is usually taken to be equivalent to milligrams per liter (mg/l), because one liter of water has a weight very close to a kilogram. For gases or vapors, one ppm is equivalent to one microliter of gas per liter of gas.		
ppb	parts per billion		
Dry weight basis	Results printed under this heading have been adjusted for moisture content. This increases the analyte weight concentration to approximate the value present in a similar sample without moisture. All other results are reported on an as-received basis.		

Data Qualifiers:

C – result confirmed by reanalysis.

J - estimated value – The result is \geq the Method Detection Limit (MDL) and $<$ the Limit of Quantitation (LOQ).

U.S. EPA CLP Data Qualifiers:

Organic Qualifiers		Inorganic Qualifiers	
A	TIC is a possible aldol-condensation product	B	Value is $<$ CRDL, but \geq IDL
B	Analyte was also detected in the blank	E	Estimated due to interference
C	Pesticide result confirmed by GC/MS	M	Duplicate injection precision not met
D	Compound quantitated on a diluted sample	N	Spike sample not within control limits
E	Concentration exceeds the calibration range of the instrument	S	Method of standard additions (MSA) used for calculation
N	Presumptive evidence of a compound (TICs only)	U	Compound was not detected
P	Concentration difference between primary and confirmation columns $>25\%$	W	Post digestion spike out of control limits
U	Compound was not detected	*	Duplicate analysis not within control limits
X,Y,Z	Defined in case narrative	+	Correlation coefficient for MSA <0.995

Analytical test results meet all requirements of NELAC unless otherwise noted under the individual analysis.

Measurement uncertainty values, as applicable, are available upon request.

Tests results relate only to the sample tested. Clients should be aware that a critical step in a chemical or microbiological analysis is the collection of the sample. Unless the sample analyzed is truly representative of the bulk of material involved, the test results will be meaningless. If you have questions regarding the proper techniques of collecting samples, please contact us. We cannot be held responsible for sample integrity, however, unless sampling has been performed by a member of our staff. This report shall not be reproduced except in full, without the written approval of the laboratory.

Times are local to the area of activity. Parameters listed in the 40 CFR part 136 Table II as "analyze immediately" are not performed within 15 minutes.

WARRANTY AND LIMITS OF LIABILITY - In accepting analytical work, we warrant the accuracy of test results for the sample as submitted. THE FOREGOING EXPRESS WARRANTY IS EXCLUSIVE AND IS GIVEN IN LIEU OF ALL OTHER WARRANTIES, EXPRESSED OR IMPLIED. WE DISCLAIM ANY OTHER WARRANTIES, EXPRESSED OR IMPLIED, INCLUDING A WARRANTY OF FITNESS FOR PARTICULAR PURPOSE AND WARRANTY OF MERCHANTABILITY. IN NO EVENT SHALL LANCASTER LABORATORIES BE LIABLE FOR INDIRECT, SPECIAL, CONSEQUENTIAL, OR INCIDENTAL DAMAGES INCLUDING, BUT NOT LIMITED TO, DAMAGES FOR LOSS OF PROFIT OR GOODWILL REGARDLESS OF (A) THE NEGLIGENCE (EITHER SOLE OR CONCURRENT) OF LANCASTER LABORATORIES AND (B) WHETHER LANCASTER LABORATORIES HAS BEEN INFORMED OF THE POSSIBILITY OF SUCH DAMAGES. We accept no legal responsibility for the purposes for which the client uses the test results. No purchase order or other order for work shall be accepted by Lancaster Laboratories which includes any conditions that vary from the Standard Terms and Conditions, and Lancaster hereby objects to any conflicting terms contained in any acceptance or order submitted by client.

ANALYTICAL RESULTS

Prepared by:

Lancaster Laboratories
2425 New Holland Pike
Lancaster, PA 17605-2425

Prepared for:

Atlantic Richfield(Parsons-NY)
BP Corporation
501 WestLake Park Blvd
Houston TX 77079

April 19, 2012

Project: BP Sanborn

Submittal Date: 04/10/2012

Group Number: 1300974

PO Number: D00B4-0002

Release Number: BARBER

State of Sample Origin: NY

Client Sample DescriptionB-17 Water
B-44 Water
B-43 Water
B-42 WaterLancaster Labs (LLI) #6610602
6610603
6610604
6610605

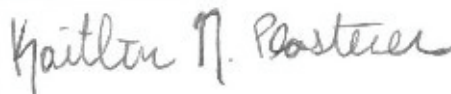
The specific methodologies used in obtaining the enclosed analytical results are indicated on the Laboratory Sample Analysis Record.

ELECTRONIC Parsons
COPY TO
ELECTRONIC Parsons
COPY TO

Attn: George Hermance

Attn: Lorraine Weber

Respectfully Submitted,



Kaitlin N. Plasterer
Specialist

(717) 556-7323

Sample Description: B-17 Water
BP Sanborn COC: 192441
2040 Cory Dr - Sanborn, NY B-17

LLI Sample # WW 6610602
LLI Group # 1300974
Account # 12495

Project Name: BP Sanborn

Collected: 04/09/2012 09:30 by RCB

Atlantic Richfield(Parsons-NY)

Submitted: 04/10/2012 09:35

BP Corporation

Reported: 04/19/2012 12:36

501 WestLake Park Blvd
Houston TX 77079

SBB17

CAT No.	Analysis Name	CAS Number	As Received Result	As Received Method Detection Limit*	As Received Limit of Quantitation	Dilution Factor
GC/MS	Volatiles	SW-846 8260B	ug/l	ug/l	ug/l	
10903	Benzyl Chloride	100-44-7	N.D.	10	50	10
10903	Bromobenzene	108-86-1	N.D.	10	50	10
10903	Bromodichloromethane	75-27-4	N.D.	10	50	10
10903	Bromoform	75-25-2	N.D.	10	50	10
10903	Bromomethane	74-83-9	N.D.	10	50	10
10903	Carbon Tetrachloride	56-23-5	N.D.	10	50	10
10903	Chlorobenzene	108-90-7	N.D.	8.0	50	10
10903	Chloroethane	75-00-3	N.D.	10	50	10
10903	2-Chloroethyl Vinyl Ether	110-75-8	N.D.	20	100	10
	2-Chloroethyl vinyl ether may not be recovered if acid was used to preserve this sample.					
10903	Chloroform	67-66-3	N.D.	8.0	50	10
10903	Chloromethane	74-87-3	N.D.	10	50	10
10903	Dibromochloromethane	124-48-1	N.D.	10	50	10
10903	Dibromomethane	74-95-3	N.D.	10	50	10
10903	1,2-Dichlorobenzene	95-50-1	N.D.	10	50	10
10903	1,3-Dichlorobenzene	541-73-1	N.D.	10	50	10
10903	1,4-Dichlorobenzene	106-46-7	N.D.	10	50	10
10903	Dichlorodifluoromethane	75-71-8	N.D.	20	50	10
10903	1,1-Dichloroethane	75-34-3	45 J	10	50	10
10903	1,2-Dichloroethane	107-06-2	N.D.	10	50	10
10903	1,1-Dichloroethene	75-35-4	35 J	8.0	50	10
10903	cis-1,2-Dichloroethene	156-59-2	8,900	80	500	100
10903	trans-1,2-Dichloroethene	156-60-5	48 J	8.0	50	10
10903	1,2-Dichloropropane	78-87-5	N.D.	10	50	10
10903	cis-1,3-Dichloropropene	10061-01-5	N.D.	10	50	10
10903	trans-1,3-Dichloropropene	10061-02-6	N.D.	10	50	10
10903	Methylene Chloride	75-09-2	N.D.	20	50	10
10903	1,1,1,2-Tetrachloroethane	630-20-6	N.D.	10	50	10
10903	1,1,2,2-Tetrachloroethane	79-34-5	N.D.	10	50	10
10903	Tetrachloroethene	127-18-4	N.D.	8.0	50	10
10903	1,1,1-Trichloroethane	71-55-6	N.D.	8.0	50	10
10903	1,1,2-Trichloroethane	79-00-5	N.D.	8.0	50	10
10903	Trichloroethene	79-01-6	7,800	100	500	100
10903	Trichlorofluoromethane	75-69-4	N.D.	20	50	10
10903	1,2,3-Trichloropropane	96-18-4	N.D.	10	50	10
10903	Vinyl Chloride	75-01-4	1,200	10	50	10
GC	Miscellaneous	RSKSOP-175 08/11/94 modified	ug/l	ug/l	ug/l	
07105	Ethane	74-84-0	N.D.	1.0	5.0	1
07105	Ethene	74-85-1	9.2	1.0	5.0	1
07105	Methane	74-82-8	38	5.0	15	1
Metals	SW-846 6010B	mg/l	mg/l	mg/l		
01754	Iron	7439-89-6	6.89	0.0141	0.200	1
07058	Manganese	7439-96-5	0.136	0.00044	0.0050	1

*=This limit was used in the evaluation of the final result

Sample Description: B-17 Water
BP Sanborn COC: 192441
2040 Cory Dr - Sanborn, NY B-17

LLI Sample # WW 6610602
LLI Group # 1300974
Account # 12495

Project Name: BP Sanborn

Collected: 04/09/2012 09:30 by RCB

Atlantic Richfield(Parsons-NY)

Submitted: 04/10/2012 09:35

BP Corporation

Reported: 04/19/2012 12:36

501 WestLake Park Blvd
Houston TX 77079

SBB17

CAT No.	Analysis Name	CAS Number	As Received Result	As Received Method Detection Limit*	As Received Limit of Quantitation	Dilution Factor
Wet Chemistry EPA 300.0						
00224	Chloride	16887-00-6	79.7	10.0	20.0	50
00368	Nitrate Nitrogen	14797-55-8	N.D.	0.25	0.50	5
01506	Nitrite Nitrogen	14797-65-0	N.D.	0.40	0.50	5
00228	Sulfate	14808-79-8	241	15.0	50.0	50
EPA 415.1 modified						
07547	Dissolved Organic Carbon	n.a.	4.7	0.50	1.0	1
EPA 410.4						
04001	Chemical Oxygen Demand	n.a.	30.4 J	12.8	50.0	1
SM20 5210 B						
00235	Biochemical Oxygen Demand	n.a.	N.D.	2.9	2.9	1

General Sample Comments

State of New York Certification No. 10670

All QC is compliant unless otherwise noted. Please refer to the Quality Control Summary for overall QC performance data and associated samples.

Laboratory Sample Analysis Record

CAT No.	Analysis Name	Method	Trial#	Batch#	Analysis Date and Time	Analyst	Dilution Factor
10903	VOCs 8260 Parsons Specs List	SW-846 8260B	1	Y121042AA	04/14/2012 02:37	Stephanie A Selis	10
10903	VOCs 8260 Parsons Specs List	SW-846 8260B	1	Y121042AA	04/14/2012 02:57	Stephanie A Selis	100
01163	GC/MS VOA Water Prep	SW-846 5030B	1	Y121042AA	04/14/2012 02:37	Stephanie A Selis	10
01163	GC/MS VOA Water Prep	SW-846 5030B	2	Y121042AA	04/14/2012 02:57	Stephanie A Selis	100
07105	Volatile Headspace Hydrocarbon	RSKSOP-175 08/11/94 modified	1	121060002A	04/16/2012 18:40	Elizabeth J Marin	1
01754	Iron	SW-846 6010B	1	121011848006	04/18/2012 01:57	John W Yanzuk II	1
07058	Manganese	SW-846 6010B	1	121011848006	04/18/2012 01:57	John W Yanzuk II	1
01848	WW SW846 ICP Digest (tot rec)	SW-846 3005A	1	121011848006	04/11/2012 11:34	James L Mertz	1
00224	Chloride	EPA 300.0	1	12101655901A	04/10/2012 20:14	Christopher D Meeks	50
00368	Nitrate Nitrogen	EPA 300.0	1	12101655901A	04/10/2012 20:00	Christopher D Meeks	5
01506	Nitrite Nitrogen	EPA 300.0	1	12101655901A	04/10/2012 20:00	Christopher D Meeks	5
00228	Sulfate	EPA 300.0	1	12101655901A	04/10/2012 20:14	Christopher D Meeks	50
07547	Dissolved Organic Carbon	EPA 415.1 modified	1	12104049501A	04/13/2012 03:35	James S Mathiot	1

*=This limit was used in the evaluation of the final result

Sample Description: B-17 Water
BP Sanborn COC: 192441
2040 Cory Dr - Sanborn, NY B-17

LLI Sample # WW 6610602
LLI Group # 1300974
Account # 12495

Project Name: BP Sanborn

Collected: 04/09/2012 09:30 by RCB

Atlantic Richfield(Parsons-NY)

BP Corporation

Submitted: 04/10/2012 09:35

501 WestLake Park Blvd

Reported: 04/19/2012 12:36

Houston TX 77079

SBB17

Laboratory Sample Analysis Record

CAT No.	Analysis Name	Method	Trial#	Batch#	Analysis Date and Time	Analyst	Dilution Factor
04001	Chemical Oxygen Demand	EPA 410.4	1	12104400102A	04/13/2012 06:33	Susan A Engle	1
00235	Biochemical Oxygen Demand	SM20 5210 B	1	12102023501A	04/11/2012 08:30	Hannah M Royer	1

Sample Description: B-44 Water
BP Sanborn COC: 192441
2040 Cory Dr - Sanborn, NY B-44

LLI Sample # WW 6610603
LLI Group # 1300974
Account # 12495

Project Name: BP Sanborn

Collected: 04/09/2012 11:10 by RCB

Atlantic Richfield(Parsons-NY)

Submitted: 04/10/2012 09:35

BP Corporation

Reported: 04/19/2012 12:36

501 WestLake Park Blvd

Houston TX 77079

SBB44

CAT No.	Analysis Name	CAS Number	As Received Result	As Received Method Detection Limit*	As Received Limit of Quantitation	Dilution Factor
GC/MS	Volatiles	SW-846 8260B	ug/l	ug/l	ug/l	
10903	Benzyl Chloride	100-44-7	N.D.	1.0	5.0	1
10903	Bromobenzene	108-86-1	N.D.	1.0	5.0	1
10903	Bromodichloromethane	75-27-4	N.D.	1.0	5.0	1
10903	Bromoform	75-25-2	N.D.	1.0	5.0	1
10903	Bromomethane	74-83-9	N.D.	1.0	5.0	1
10903	Carbon Tetrachloride	56-23-5	N.D.	1.0	5.0	1
10903	Chlorobenzene	108-90-7	N.D.	0.80	5.0	1
10903	Chloroethane	75-00-3	N.D.	1.0	5.0	1
10903	2-Chloroethyl Vinyl Ether	110-75-8	N.D.	2.0	10	1
	2-Chloroethyl vinyl ether may not be recovered if acid was used to preserve this sample.					
10903	Chloroform	67-66-3	N.D.	0.80	5.0	1
10903	Chloromethane	74-87-3	N.D.	1.0	5.0	1
10903	Dibromochloromethane	124-48-1	N.D.	1.0	5.0	1
10903	Dibromomethane	74-95-3	N.D.	1.0	5.0	1
10903	1,2-Dichlorobenzene	95-50-1	N.D.	1.0	5.0	1
10903	1,3-Dichlorobenzene	541-73-1	N.D.	1.0	5.0	1
10903	1,4-Dichlorobenzene	106-46-7	N.D.	1.0	5.0	1
10903	Dichlorodifluoromethane	75-71-8	N.D.	2.0	5.0	1
10903	1,1-Dichloroethane	75-34-3	7.2	1.0	5.0	1
10903	1,2-Dichloroethane	107-06-2	N.D.	1.0	5.0	1
10903	1,1-Dichloroethene	75-35-4	N.D.	0.80	5.0	1
10903	cis-1,2-Dichloroethene	156-59-2	53	0.80	5.0	1
10903	trans-1,2-Dichloroethene	156-60-5	N.D.	0.80	5.0	1
10903	1,2-Dichloropropane	78-87-5	N.D.	1.0	5.0	1
10903	cis-1,3-Dichloropropene	10061-01-5	N.D.	1.0	5.0	1
10903	trans-1,3-Dichloropropene	10061-02-6	N.D.	1.0	5.0	1
10903	Methylene Chloride	75-09-2	N.D.	2.0	5.0	1
10903	1,1,1,2-Tetrachloroethane	630-20-6	N.D.	1.0	5.0	1
10903	1,1,2,2-Tetrachloroethane	79-34-5	N.D.	1.0	5.0	1
10903	Tetrachloroethene	127-18-4	N.D.	0.80	5.0	1
10903	1,1,1-Trichloroethane	71-55-6	N.D.	0.80	5.0	1
10903	1,1,2-Trichloroethane	79-00-5	N.D.	0.80	5.0	1
10903	Trichloroethene	79-01-6	68	1.0	5.0	1
10903	Trichlorofluoromethane	75-69-4	N.D.	2.0	5.0	1
10903	1,2,3-Trichloropropane	96-18-4	N.D.	1.0	5.0	1
10903	Vinyl Chloride	75-01-4	6.5	1.0	5.0	1
GC	Miscellaneous	RKSOP-175 08/11/94 modified	ug/l	ug/l	ug/l	
07105	Ethane	74-84-0	21	1.0	5.0	1
07105	Ethene	74-85-1	8.4	1.0	5.0	1
07105	Methane	74-82-8	27	5.0	15	1
Metals		SW-846 6010B	mg/l	mg/l	mg/l	
01754	Iron	7439-89-6	0.0708 J	0.0141	0.200	1
07058	Manganese	7439-96-5	0.0080	0.00044	0.0050	1

*=This limit was used in the evaluation of the final result

Sample Description: B-44 Water
BP Sanborn COC: 192441
2040 Cory Dr - Sanborn, NY B-44

LLI Sample # WW 6610603
LLI Group # 1300974
Account # 12495

Project Name: BP Sanborn

Collected: 04/09/2012 11:10 by RCB

Atlantic Richfield(Parsons-NY)

Submitted: 04/10/2012 09:35

BP Corporation

Reported: 04/19/2012 12:36

501 WestLake Park Blvd
Houston TX 77079

SBB44

CAT No.	Analysis Name	CAS Number	As Received Result	As Received Method Detection Limit*	As Received Limit of Quantitation	Dilution Factor
Wet Chemistry EPA 300.0						
00224	Chloride	16887-00-6	73.9	10.0	20.0	50
00368	Nitrate Nitrogen	14797-55-8	N.D.	0.25	0.50	5
01506	Nitrite Nitrogen	14797-65-0	N.D.	0.40	0.50	5
00228	Sulfate	14808-79-8	1,650	60.0	200	200
EPA 415.1 modified						
07547	Dissolved Organic Carbon	n.a.	0.81 J	0.50	1.0	1
EPA 410.4						
04001	Chemical Oxygen Demand	n.a.	32.7 J	12.8	50.0	1
SM20 5210 B						
00235	Biochemical Oxygen Demand	n.a.	10.2	0.80	3.0	1

General Sample Comments

State of New York Certification No. 10670

All QC is compliant unless otherwise noted. Please refer to the Quality Control Summary for overall QC performance data and associated samples.

Laboratory Sample Analysis Record

CAT No.	Analysis Name	Method	Trial#	Batch#	Analysis Date and Time	Analyst	Dilution Factor
10903	VOCs 8260 Parsons Specs List	SW-846 8260B	1	Y121042AA	04/14/2012 03:18	Stephanie A Selis	1
01163	GC/MS VOA Water Prep	SW-846 5030B	1	Y121042AA	04/14/2012 03:18	Stephanie A Selis	1
07105	Volatile Headspace Hydrocarbon	RSKSOP-175 08/11/94 modified	1	121060002A	04/16/2012 18:59	Elizabeth J Marin	1
01754	Iron	SW-846 6010B	1	121011848006	04/18/2012 02:01	John W Yanzuk II	1
07058	Manganese	SW-846 6010B	1	121011848006	04/18/2012 02:01	John W Yanzuk II	1
01848	WW SW846 ICP Digest (tot rec)	SW-846 3005A	1	121011848006	04/11/2012 11:34	James L Mertz	1
00224	Chloride	EPA 300.0	1	12101655901A	04/10/2012 20:43	Christopher D Meeks	50
00368	Nitrate Nitrogen	EPA 300.0	1	12101655901A	04/10/2012 20:28	Christopher D Meeks	5
01506	Nitrite Nitrogen	EPA 300.0	1	12101655901A	04/10/2012 20:28	Christopher D Meeks	5
00228	Sulfate	EPA 300.0	1	12101655901A	04/11/2012 10:43	Christopher D Meeks	200
07547	Dissolved Organic Carbon	EPA 415.1 modified	1	12104049501A	04/13/2012 03:49	James S Mathiot	1
04001	Chemical Oxygen Demand	EPA 410.4	1	12104400102A	04/13/2012 06:33	Susan A Engle	1
00235	Biochemical Oxygen Demand	SM20 5210 B	1	12102023501A	04/11/2012 08:30	Hannah M Royer	1

*=This limit was used in the evaluation of the final result

Sample Description: B-43 Water
BP Sanborn COC: 192442
2040 Cory Dr - Sanborn, NY B-43

LLI Sample # WW 6610604
LLI Group # 1300974
Account # 12495

Project Name: BP Sanborn

Collected: 04/09/2012 12:45 by RCB

Atlantic Richfield(Parsons-NY)

Submitted: 04/10/2012 09:35

BP Corporation

Reported: 04/19/2012 12:36

501 WestLake Park Blvd
Houston TX 77079

SBB43

CAT No.	Analysis Name	CAS Number	As Received Result	As Received Method Detection Limit*	As Received Limit of Quantitation	Dilution Factor
GC/MS	Volatiles	SW-846 8260B	ug/l	ug/l	ug/l	
10903	Benzyl Chloride	100-44-7	N.D.	1.0	5.0	1
10903	Bromobenzene	108-86-1	N.D.	1.0	5.0	1
10903	Bromodichloromethane	75-27-4	N.D.	1.0	5.0	1
10903	Bromoform	75-25-2	N.D.	1.0	5.0	1
10903	Bromomethane	74-83-9	N.D.	1.0	5.0	1
10903	Carbon Tetrachloride	56-23-5	N.D.	1.0	5.0	1
10903	Chlorobenzene	108-90-7	N.D.	0.80	5.0	1
10903	Chloroethane	75-00-3	N.D.	1.0	5.0	1
10903	2-Chloroethyl Vinyl Ether	110-75-8	N.D.	2.0	10	1
	2-Chloroethyl vinyl ether may not be recovered if acid was used to preserve this sample.					
10903	Chloroform	67-66-3	N.D.	0.80	5.0	1
10903	Chloromethane	74-87-3	N.D.	1.0	5.0	1
10903	Dibromochloromethane	124-48-1	N.D.	1.0	5.0	1
10903	Dibromomethane	74-95-3	N.D.	1.0	5.0	1
10903	1,2-Dichlorobenzene	95-50-1	N.D.	1.0	5.0	1
10903	1,3-Dichlorobenzene	541-73-1	N.D.	1.0	5.0	1
10903	1,4-Dichlorobenzene	106-46-7	N.D.	1.0	5.0	1
10903	Dichlorodifluoromethane	75-71-8	N.D.	2.0	5.0	1
10903	1,1-Dichloroethane	75-34-3	N.D.	1.0	5.0	1
10903	1,2-Dichloroethane	107-06-2	N.D.	1.0	5.0	1
10903	1,1-Dichloroethene	75-35-4	N.D.	0.80	5.0	1
10903	cis-1,2-Dichloroethene	156-59-2	15	0.80	5.0	1
10903	trans-1,2-Dichloroethene	156-60-5	N.D.	0.80	5.0	1
10903	1,2-Dichloropropane	78-87-5	N.D.	1.0	5.0	1
10903	cis-1,3-Dichloropropene	10061-01-5	N.D.	1.0	5.0	1
10903	trans-1,3-Dichloropropene	10061-02-6	N.D.	1.0	5.0	1
10903	Methylene Chloride	75-09-2	N.D.	2.0	5.0	1
10903	1,1,1,2-Tetrachloroethane	630-20-6	N.D.	1.0	5.0	1
10903	1,1,2,2-Tetrachloroethane	79-34-5	N.D.	1.0	5.0	1
10903	Tetrachloroethene	127-18-4	N.D.	0.80	5.0	1
10903	1,1,1-Trichloroethane	71-55-6	N.D.	0.80	5.0	1
10903	1,1,2-Trichloroethane	79-00-5	N.D.	0.80	5.0	1
10903	Trichloroethene	79-01-6	27	1.0	5.0	1
10903	Trichlorofluoromethane	75-69-4	N.D.	2.0	5.0	1
10903	1,2,3-Trichloropropane	96-18-4	N.D.	1.0	5.0	1
10903	Vinyl Chloride	75-01-4	N.D.	1.0	5.0	1
GC	Miscellaneous	RKSOP-175 08/11/94 modified	ug/l	ug/l	ug/l	
07105	Ethane	74-84-0	N.D.	1.0	5.0	1
07105	Ethene	74-85-1	N.D.	1.0	5.0	1
07105	Methane	74-82-8	N.D.	5.0	15	1
Metals		SW-846 6010B	mg/l	mg/l	mg/l	
01754	Iron	7439-89-6	N.D.	0.0141	0.200	1
07058	Manganese	7439-96-5	0.0113	0.00044	0.0050	1

*=This limit was used in the evaluation of the final result

Sample Description: B-43 Water
BP Sanborn COC: 192442
2040 Cory Dr - Sanborn, NY B-43

LLI Sample # WW 6610604
LLI Group # 1300974
Account # 12495

Project Name: BP Sanborn

Collected: 04/09/2012 12:45 by RCB

Atlantic Richfield(Parsons-NY)

Submitted: 04/10/2012 09:35

BP Corporation

Reported: 04/19/2012 12:36

501 WestLake Park Blvd
Houston TX 77079

SBB43

CAT No.	Analysis Name	CAS Number	As Received Result	As Received Method Detection Limit*	As Received Limit of Quantitation	Dilution Factor
Wet Chemistry EPA 300.0						
00224	Chloride	16887-00-6	62.9	10.0	20.0	50
00368	Nitrate Nitrogen	14797-55-8	N.D.	0.25	0.50	5
01506	Nitrite Nitrogen	14797-65-0	N.D.	0.40	0.50	5
00228	Sulfate	14808-79-8	517	15.0	50.0	50
EPA 415.1 modified						
07547	Dissolved Organic Carbon	n.a.	1.0	0.50	1.0	1
EPA 410.4						
04001	Chemical Oxygen Demand	n.a.	N.D.	12.8	50.0	1
SM20 5210 B						
00235	Biochemical Oxygen Demand	n.a.	N.D.	3.7	3.7	1

General Sample Comments

State of New York Certification No. 10670

All QC is compliant unless otherwise noted. Please refer to the Quality Control Summary for overall QC performance data and associated samples.

Laboratory Sample Analysis Record

CAT No.	Analysis Name	Method	Trial#	Batch#	Analysis Date and Time	Analyst	Dilution Factor
10903	VOCs 8260 Parsons Specs List	SW-846 8260B	1	Y121042AA	04/14/2012 03:38	Stephanie A Selis	1
01163	GC/MS VOA Water Prep	SW-846 5030B	1	Y121042AA	04/14/2012 03:38	Stephanie A Selis	1
07105	Volatile Headspace Hydrocarbon	RSKSOP-175 08/11/94 modified	1	121060002A	04/16/2012 19:18	Elizabeth J Marin	1
01754	Iron	SW-846 6010B	1	121011848006	04/18/2012 02:06	John W Yanzuk II	1
07058	Manganese	SW-846 6010B	1	121011848006	04/18/2012 02:06	John W Yanzuk II	1
01848	WW SW846 ICP Digest (tot rec)	SW-846 3005A	1	121011848006	04/11/2012 11:34	James L Mertz	1
00224	Chloride	EPA 300.0	1	12101655901B	04/10/2012 22:22	Christopher D Meeks	50
00368	Nitrate Nitrogen	EPA 300.0	1	12101655901B	04/10/2012 21:54	Christopher D Meeks	5
01506	Nitrite Nitrogen	EPA 300.0	1	12101655901B	04/10/2012 21:54	Christopher D Meeks	5
00228	Sulfate	EPA 300.0	1	12101655901B	04/10/2012 22:22	Christopher D Meeks	50
07547	Dissolved Organic Carbon	EPA 415.1 modified	1	12104049501A	04/13/2012 04:03	James S Mathiot	1
04001	Chemical Oxygen Demand	EPA 410.4	1	12104400102A	04/13/2012 06:33	Susan A Engle	1
00235	Biochemical Oxygen Demand	SM20 5210 B	1	12102023501A	04/11/2012 08:30	Hannah M Royer	1

*=This limit was used in the evaluation of the final result

Sample Description: B-42 Water
BP Sanborn COC: 192453
2040 Cory Dr - Sanborn, NY B-42

LLI Sample # WW 6610605
LLI Group # 1300974
Account # 12495

Project Name: BP Sanborn

Collected: 04/09/2012 14:15 by RCB

Atlantic Richfield(Parsons-NY)

Submitted: 04/10/2012 09:35

BP Corporation

Reported: 04/19/2012 12:36

501 WestLake Park Blvd

Houston TX 77079

SBB42

CAT No.	Analysis Name	CAS Number	As Received Result	As Received Method Detection Limit*	As Received Limit of Quantitation	Dilution Factor
GC/MS	Volatiles	SW-846 8260B	ug/l	ug/l	ug/l	
10903	Benzyl Chloride	100-44-7	N.D.	1.0	5.0	1
10903	Bromobenzene	108-86-1	N.D.	1.0	5.0	1
10903	Bromodichloromethane	75-27-4	N.D.	1.0	5.0	1
10903	Bromoform	75-25-2	N.D.	1.0	5.0	1
10903	Bromomethane	74-83-9	N.D.	1.0	5.0	1
10903	Carbon Tetrachloride	56-23-5	N.D.	1.0	5.0	1
10903	Chlorobenzene	108-90-7	N.D.	0.80	5.0	1
10903	Chloroethane	75-00-3	N.D.	1.0	5.0	1
10903	2-Chloroethyl Vinyl Ether	110-75-8	N.D.	2.0	10	1
	2-Chloroethyl vinyl ether may not be recovered if acid was used to preserve this sample.					
10903	Chloroform	67-66-3	N.D.	0.80	5.0	1
10903	Chloromethane	74-87-3	N.D.	1.0	5.0	1
10903	Dibromochloromethane	124-48-1	N.D.	1.0	5.0	1
10903	Dibromomethane	74-95-3	N.D.	1.0	5.0	1
10903	1,2-Dichlorobenzene	95-50-1	N.D.	1.0	5.0	1
10903	1,3-Dichlorobenzene	541-73-1	N.D.	1.0	5.0	1
10903	1,4-Dichlorobenzene	106-46-7	N.D.	1.0	5.0	1
10903	Dichlorodifluoromethane	75-71-8	N.D.	2.0	5.0	1
10903	1,1-Dichloroethane	75-34-3	N.D.	1.0	5.0	1
10903	1,2-Dichloroethane	107-06-2	N.D.	1.0	5.0	1
10903	1,1-Dichloroethene	75-35-4	N.D.	0.80	5.0	1
10903	cis-1,2-Dichloroethene	156-59-2	16	0.80	5.0	1
10903	trans-1,2-Dichloroethene	156-60-5	1.7 J	0.80	5.0	1
10903	1,2-Dichloropropane	78-87-5	N.D.	1.0	5.0	1
10903	cis-1,3-Dichloropropene	10061-01-5	N.D.	1.0	5.0	1
10903	trans-1,3-Dichloropropene	10061-02-6	N.D.	1.0	5.0	1
10903	Methylene Chloride	75-09-2	N.D.	2.0	5.0	1
10903	1,1,1,2-Tetrachloroethane	630-20-6	N.D.	1.0	5.0	1
10903	1,1,2,2-Tetrachloroethane	79-34-5	N.D.	1.0	5.0	1
10903	Tetrachloroethene	127-18-4	N.D.	0.80	5.0	1
10903	1,1,1-Trichloroethane	71-55-6	N.D.	0.80	5.0	1
10903	1,1,2-Trichloroethane	79-00-5	N.D.	0.80	5.0	1
10903	Trichloroethene	79-01-6	13	1.0	5.0	1
10903	Trichlorofluoromethane	75-69-4	N.D.	2.0	5.0	1
10903	1,2,3-Trichloropropane	96-18-4	N.D.	1.0	5.0	1
10903	Vinyl Chloride	75-01-4	1.2 J	1.0	5.0	1
GC	Miscellaneous	RSKSOP-175 08/11/94 modified	ug/l	ug/l	ug/l	
07105	Ethane	74-84-0	N.D.	1.0	5.0	1
07105	Ethene	74-85-1	N.D.	1.0	5.0	1
07105	Methane	74-82-8	N.D.	5.0	15	1
Metals	SW-846 6010B	mg/l	mg/l	mg/l		
01754	Iron	7439-89-6	N.D.	0.0141	0.200	1
07058	Manganese	7439-96-5	0.0105	0.00044	0.0050	1

*=This limit was used in the evaluation of the final result

Sample Description: B-42 Water
BP Sanborn COC: 192453
2040 Cory Dr - Sanborn, NY B-42

LLI Sample # WW 6610605
LLI Group # 1300974
Account # 12495

Project Name: BP Sanborn

Collected: 04/09/2012 14:15 by RCB

Atlantic Richfield(Parsons-NY)

Submitted: 04/10/2012 09:35

BP Corporation

Reported: 04/19/2012 12:36

501 WestLake Park Blvd
Houston TX 77079

SBB42

CAT No.	Analysis Name	CAS Number	As Received Result	As Received Method Detection Limit*	As Received Limit of Quantitation	Dilution Factor
Wet Chemistry EPA 300.0						
00224	Chloride	16887-00-6	91.4	10.0	20.0	50
00368	Nitrate Nitrogen	14797-55-8	0.86	0.25	0.50	5
01506	Nitrite Nitrogen	14797-65-0	N.D.	0.40	0.50	5
00228	Sulfate	14808-79-8	104	15.0	50.0	50
EPA 415.1 modified						
07547	Dissolved Organic Carbon	n.a.	1.8	0.50	1.0	1
EPA 410.4						
04001	Chemical Oxygen Demand	n.a.	N.D.	12.8	50.0	1
SM20 5210 B						
00235	Biochemical Oxygen Demand	n.a.	N.D.	3.2	3.2	1

General Sample Comments

State of New York Certification No. 10670

All QC is compliant unless otherwise noted. Please refer to the Quality Control Summary for overall QC performance data and associated samples.

Laboratory Sample Analysis Record

CAT No.	Analysis Name	Method	Trial#	Batch#	Analysis Date and Time	Analyst	Dilution Factor
10903	VOCs 8260 Parsons Specs List	SW-846 8260B	1	Y121042AA	04/14/2012 03:58	Stephanie A Selis	1
01163	GC/MS VOA Water Prep	SW-846 5030B	1	Y121042AA	04/14/2012 03:58	Stephanie A Selis	1
07105	Volatile Headspace Hydrocarbon	RSKSOP-175 08/11/94 modified	1	121060002A	04/16/2012 19:36	Elizabeth J Marin	1
01754	Iron	SW-846 6010B	1	121011848006	04/18/2012 02:10	John W Yanzuk II	1
07058	Manganese	SW-846 6010B	1	121011848006	04/18/2012 02:10	John W Yanzuk II	1
01848	WW SW846 ICP Digest (tot rec)	SW-846 3005A	1	121011848006	04/11/2012 11:34	James L Mertz	1
00224	Chloride	EPA 300.0	1	12101655901B	04/10/2012 21:39	Christopher D Meeks	50
00368	Nitrate Nitrogen	EPA 300.0	1	12101655901B	04/10/2012 21:25	Christopher D Meeks	5
01506	Nitrite Nitrogen	EPA 300.0	1	12101655901B	04/10/2012 21:25	Christopher D Meeks	5
00228	Sulfate	EPA 300.0	1	12101655901B	04/10/2012 21:39	Christopher D Meeks	50
07547	Dissolved Organic Carbon	EPA 415.1 modified	1	12104049501A	04/13/2012 00:52	James S Mathiot	1
04001	Chemical Oxygen Demand	EPA 410.4	1	12104400102A	04/13/2012 06:33	Susan A Engle	1
00235	Biochemical Oxygen Demand	SM20 5210 B	1	12102023501A	04/11/2012 08:30	Hannah M Royer	1

*=This limit was used in the evaluation of the final result

Quality Control Summary

Client Name: Atlantic Richfield(Parsons-NY)
Reported: 04/19/12 at 12:36 PM

Group Number: 1300974

Matrix QC may not be reported if insufficient sample or site-specific QC samples were not submitted. In these situations, to demonstrate precision and accuracy at a batch level, a LCS/LCSD was performed, unless otherwise specified in the method.

All Inorganic Initial Calibration and Continuing Calibration Blanks met acceptable method criteria unless otherwise noted on the Analysis Report.

Laboratory Compliance Quality Control

<u>Analysis Name</u>	<u>Blank Result</u>	<u>Blank MDL**</u>	<u>Blank LOQ</u>	<u>Report Units</u>	<u>LCS %REC</u>	<u>LCSD %REC</u>	<u>LCS/LCSD Limits</u>	<u>RPD</u>	<u>RPD Max</u>
Batch number: Y121042AA	Sample number(s): 6610602-6610605								
Benzyl Chloride	N.D.	1.0	5.0	ug/l	96	95	60-120	1	30
Bromobenzene	N.D.	1.0	5.0	ug/l	103	103	80-120	0	30
Bromodichloromethane	N.D.	1.0	5.0	ug/l	102	102	73-120	1	30
Bromoform	N.D.	1.0	5.0	ug/l	93	93	61-120	0	30
Bromomethane	N.D.	1.0	5.0	ug/l	91	90	44-120	1	30
Carbon Tetrachloride	N.D.	1.0	5.0	ug/l	101	100	67-122	1	30
Chlorobenzene	N.D.	0.80	5.0	ug/l	99	99	80-120	0	30
Chloroethane	N.D.	1.0	5.0	ug/l	85	86	49-129	2	30
2-Chloroethyl Vinyl Ether	N.D.	2.0	10	ug/l	101	103	56-129	2	30
Chloroform	N.D.	0.80	5.0	ug/l	103	101	77-122	2	30
Chloromethane	N.D.	1.0	5.0	ug/l	99	97	60-129	2	30
Dibromochloromethane	N.D.	1.0	5.0	ug/l	99	98	72-120	1	30
Dibromomethane	N.D.	1.0	5.0	ug/l	103	102	80-120	1	30
1,2-Dichlorobenzene	N.D.	1.0	5.0	ug/l	104	101	80-120	2	30
1,3-Dichlorobenzene	N.D.	1.0	5.0	ug/l	102	103	80-120	0	30
1,4-Dichlorobenzene	N.D.	1.0	5.0	ug/l	103	102	80-120	0	30
Dichlorodifluoromethane	N.D.	2.0	5.0	ug/l	71	68	47-120	5	30
1,1-Dichloroethane	N.D.	1.0	5.0	ug/l	103	102	79-120	1	30
1,2-Dichloroethane	N.D.	1.0	5.0	ug/l	109	106	64-130	3	30
1,1-Dichloroethene	N.D.	0.80	5.0	ug/l	103	100	80-120	3	30
cis-1,2-Dichloroethene	N.D.	0.80	5.0	ug/l	103	101	80-120	2	30
trans-1,2-Dichloroethene	N.D.	0.80	5.0	ug/l	102	101	80-120	1	30
1,2-Dichloropropane	N.D.	1.0	5.0	ug/l	104	102	80-120	2	30
cis-1,3-Dichloropropene	N.D.	1.0	5.0	ug/l	101	100	78-120	1	30
trans-1,3-Dichloropropene	N.D.	1.0	5.0	ug/l	98	100	79-120	2	30
Methylene Chloride	N.D.	2.0	5.0	ug/l	106	103	80-126	2	30
1,1,1,2-Tetrachloroethane	N.D.	1.0	5.0	ug/l	96	95	79-120	2	30
1,1,2,2-Tetrachloroethane	N.D.	1.0	5.0	ug/l	100	98	75-123	2	30
Tetrachloroethene	N.D.	0.80	5.0	ug/l	105	105	79-120	0	30
1,1,1-Trichloroethane	N.D.	0.80	5.0	ug/l	89	88	70-121	1	30
1,1,2-Trichloroethane	N.D.	0.80	5.0	ug/l	105	104	80-120	1	30
Trichloroethene	N.D.	1.0	5.0	ug/l	104	101	80-120	3	30
Trichlorofluoromethane	N.D.	2.0	5.0	ug/l	91	89	56-128	3	30
1,2,3-Trichloropropane	N.D.	1.0	5.0	ug/l	103	103	76-120	0	30
Vinyl Chloride	N.D.	1.0	5.0	ug/l	89	85	56-123	4	30
Batch number: 121060002A	Sample number(s): 6610602-6610605								
Ethane	N.D.	1.0	5.0	ug/l	100		80-120		
Ethene	N.D.	1.0	5.0	ug/l	100		75-130		
Methane	N.D.	5.0	15	ug/l	95		80-120		
Batch number: 121011848006	Sample number(s): 6610602-6610605								
Iron	N.D.	0.0141	0.200	mg/l	100		90-112		
Manganese	N.D.	0.00044	0.0050	mg/l	100		90-110		

*- Outside of specification

** - This limit was used in the evaluation of the final result for the blank

(1) The result for one or both determinations was less than five times the LOQ.

(2) The unspiked result was more than four times the spike added.

Quality Control Summary

Client Name: Atlantic Richfield(Parsons-NY)
Reported: 04/19/12 at 12:36 PM

Group Number: 1300974

<u>Analysis Name</u>	<u>Blank Result</u>	<u>Blank MDL**</u>	<u>Blank LOQ</u>	<u>Report Units</u>	<u>LCS %REC</u>	<u>LCSD %REC</u>	<u>LCS/LCSD Limits</u>	<u>RPD</u>	<u>RPD Max</u>
Batch number: 12101655901A	Sample number(s): 6610602-6610603								
Chloride	N.D.	0.20	0.40	mg/l	93	93	90-110	0	20
Nitrate Nitrogen	N.D.	0.050	0.10	mg/l	96	96	90-110	1	20
Nitrite Nitrogen	N.D.	0.080	0.10	mg/l	99	99	90-110	1	20
Sulfate	N.D.	0.30	1.0	mg/l	96	95	90-110	1	20
Batch number: 12101655901B	Sample number(s): 6610604-6610605								
Chloride	N.D.	0.20	0.40	mg/l	93	93	90-110	0	20
Nitrate Nitrogen	N.D.	0.050	0.10	mg/l	96	96	90-110	1	20
Nitrite Nitrogen	N.D.	0.080	0.10	mg/l	99	99	90-110	1	20
Sulfate	N.D.	0.30	1.0	mg/l	96	95	90-110	1	20
Batch number: 12104049501A	Sample number(s): 6610602-6610605								
Dissolved Organic Carbon	N.D.	0.50	1.0	mg/l	106		89-111		
Batch number: 12102023501A	Sample number(s): 6610602-6610605								
Biochemical Oxygen Demand					108		85-115		
Batch number: 12104400102A	Sample number(s): 6610602-6610605								
Chemical Oxygen Demand					101		94-110		

Sample Matrix Quality Control

Unspiked (UNSPK) = the sample used in conjunction with the matrix spike
Background (BKG) = the sample used in conjunction with the duplicate

<u>Analysis Name</u>	<u>MS %REC</u>	<u>MSD %REC</u>	<u>MS/MSD Limits</u>	<u>RPD</u>	<u>RPD MAX</u>	<u>BKG Conc</u>	<u>DUP Conc</u>	<u>DUP RPD</u>	<u>Dup RPD Max</u>
Batch number: 121060002A	Sample number(s): 6610602-6610605 UNSPK: P610834								
Ethane	92	73	34-153	23*	20				
Ethene	92	74	35-162	22*	20				
Methane	-182 (2)	-449 (2)	35-157	21*	20				
Batch number: 121011848006	Sample number(s): 6610602-6610605 UNSPK: P611353 BKG: P611353								
Iron	107	106	75-125	1	20	0.513	0.553	7 (1)	20
Manganese	95	97	75-125	1	20	0.351	0.344	2	20
Batch number: 12101655901A	Sample number(s): 6610602-6610603 UNSPK: P610699 BKG: P610699								
Chloride	177*	178*	90-110	0	20	15.8	20.6	26*	20
Nitrate Nitrogen	158*	159*	90-110	0	20	1.9	2.3	21* (1)	20
Nitrite Nitrogen	152*	152*	90-110	1	20	N.D.	N.D.	0 (1)	20
Sulfate	159*	159*	90-110	0	20	16.2	16.6	2 (1)	20
Batch number: 12101655901B	Sample number(s): 6610604-6610605 UNSPK: 6610604 BKG: 6610604								
Chloride	97		90-110			62.9	63.4	1 (1)	20
Nitrate Nitrogen	101		90-110			N.D.	N.D.	0 (1)	20
Nitrite Nitrogen	100		90-110			N.D.	N.D.	0 (1)	20
Sulfate	108		90-110			517	521	1	20
Batch number: 12104049501A	Sample number(s): 6610602-6610605 UNSPK: 6610605 BKG: 6610605								
Dissolved Organic Carbon	117		54-135			1.8	1.7	3* (1)	2
Batch number: 12102023501A	Sample number(s): 6610602-6610605 UNSPK: P611208 BKG: P611537								

*- Outside of specification

** - This limit was used in the evaluation of the final result for the blank

(1) The result for one or both determinations was less than five times the LOQ.

(2) The unspiked result was more than four times the spike added.

Quality Control SummaryClient Name: Atlantic Richfield(Parsons-NY)
Reported: 04/19/12 at 12:36 PM

Group Number: 1300974

Sample Matrix Quality Control

Unspiked (UNSPK) = the sample used in conjunction with the matrix spike

Background (BKG) = the sample used in conjunction with the duplicate

<u>Analysis Name</u>	<u>MS</u> <u>%REC</u>	<u>MSD</u> <u>%REC</u>	<u>MS/MSD</u> <u>Limits</u>	<u>RPD</u> <u>MAX</u>	<u>BKG</u> <u>Conc</u>	<u>DUP</u> <u>Conc</u>	<u>DUP</u> <u>RPD</u>	<u>Dup RPD</u> <u>Max</u>	
Biochemical Oxygen Demand	103	98	75-139	5	8	3,380	2,760	20*	15
Batch number: 12104400102A	Sample number(s): 6610602-6610605 UNSPK: 6610602 BKG: P612005								
Chemical Oxygen Demand	97		90-110		N.D.	N.D.	0 (1)	5	

Surrogate Quality Control

Surrogate recoveries which are outside of the QC window are confirmed unless attributed to dilution or otherwise noted on the Analysis Report.

Analysis Name: PPL + Xylene (total) by 8260

Batch number: Y121042AA

	Dibromofluoromethane	1,2-Dichloroethane-d4	Toluene-d8	4-Bromofluorobenzene
6610602	90	90	90	85
6610603	91	90	89	85
6610604	91	89	89	84
6610605	91	90	90	84
Blank	89	90	90	85
LCS	90	92	92	91
LCSD	89	89	92	91
Limits:	80-116	77-113	80-113	78-113

Analysis Name: Volatile Headspace Hydrocarbon

Batch number: 121060002A

Propene

6610602	83
6610603	89
6610604	85
6610605	86
Blank	94
LCS	99
MS	82
MSD	67
Limits:	42-131

*- Outside of specification

**-This limit was used in the evaluation of the final result for the blank

(1) The result for one or both determinations was less than five times the LOQ.

(2) The unspiked result was more than four times the spike added.

Project Name: BP Sanborn
LLI Group #: 1300974

General Comments:

Through our technical processes and second person review of data, we have established that our data/deliverables are in compliance with the methods and project requirements unless otherwise noted or previously resolved with the client. The compliance signature is located on the cover page of the Analysis Reports.

See the Laboratory Sample Analysis Record section of the Analysis Report for the method references.

All QC met criteria unless otherwise noted in an Analysis Specific Comment below. Refer to the QC Summary for specific values and acceptance criteria.

Project specific QC samples are not included in this data set

Matrix QC may not be reported if site-specific QC samples were not submitted. In these situations, to demonstrate precision and accuracy at a batch level, a LCS/LCSD was performed, unless otherwise specified in the method.

Surrogate recoveries (if applicable) which are outside of the QC window are confirmed unless attributed to a dilution or otherwise noted in an Analysis Specific Comment below.

The samples were received at the appropriate temperature and in accordance with the chain of custody unless otherwise noted.

Analysis Specific Comments:**RSKSOP-175 08/11/94 modified, GC Miscellaneous**

Batch #: 121060002A (Sample number(s): 6610602-6610605 UNSPK: P610834)

The recovery(ies) for the following analyte(s) in the MS and/or MSD was outside the acceptance window: Methane

The relative percent difference(s) for the following analyte(s) in the MS/MSD were outside outside acceptance windows: Methane, Ethane, Ethene

EPA 300.0, Wet Chemistry

Batch #: 12101655901A (Sample number(s): 6610602-6610603 UNSPK: P610699 BKG: P610699)

The recovery(ies) for the following analyte(s) in the MS and/or MSD was outside the acceptance window: Chloride, Sulfate, Nitrate Nitrogen, Nitrite Nitrogen

The duplicate RPD for the following analyte(s) exceeded the acceptance window: Chloride, Nitrate Nitrogen

EPA 415.1 modified, Wet Chemistry

Batch #: 12104049501A (Sample number(s): 6610602-6610605 UNSPK: 6610605 BKG: 6610605)

The duplicate RPD for the following analyte(s) exceeded the acceptance window: Dissolved Organic Carbon

SM20 5210 B. Wet Chemistry

Batch #: 12102023501A (Sample number(s): 6610602-6610605 UNSPK: P611208 BKG: P611537)

The duplicate RPD for the following analyte(s) exceeded the acceptance window:
Biochemical Oxygen Demand



Laboratory Management Program LaMP Chain of Custody Record

192441

Page 1 of 3

BP/ARC Project Name:

BP, Sanborn

Req Due Date (mm/dd/yy):

Rush TAT: Yes No ☒

BP/ARC Facility No:

Lab Work Order Number:

Lab Name: <u>Lancaster Labs</u>				BP/ARC Facility Address: <u>2046 Cory Dr.</u>				Consultant/Contractor: <u>Parsons</u>													
Lab Address: <u>425 New Holland Pike, Lancaster, PA 17601</u>				City, State, ZIP Code: <u>Sanborn, NY 14132</u>				Consultant/Contractor Project No:													
Lab PM: <u>Kaitlin Plasterer</u>				Lead Regulatory Agency: <u>NYSDEC</u>				Address: <u>40 La Riviere Dr. Suite 350 Buffalo, NY 14202</u>													
Lab Phone: <u>(717) 676-2300</u>				California Global ID No.:				Consultant/Contractor PM: <u>George Hernandez</u>													
Lab Shipping Acct:				Enfos Proposal No: <u>DOOBY-0002</u>				Phone: <u>(716) 407-4890</u>													
Lab Bottle Order No:				Accounting Mode: <u>0</u> Provision <u> </u> OOC-BU <u> </u> OOC-RM <u> </u>				Email EDD To: <u>Lorraine Weber</u>													
Other Info:				Stage: <u>66</u> Activity: <u>81</u>				Invoice To: <u>BP/ARC</u> Contractor <u> </u>													
BP/ARC EBM: <u>Bill Barber</u>				Matrix		No. Containers / Preservative		Requested Analyses				Report Type & QC Level									
EBM Phone: <u>(216) 271-8038</u>												Standard <u> </u>									
EBM Email:												Full Data Package <u> </u>									
Lab No.	Sample Description	Date	Time	Soil / Solid	Water / Liquid	Air / Vapor	Total Number of Containers	Unpreserved	H ₂ SO ₄	HNO ₃	HCl	Methanol	Long List	DOC	BOD	Iron + Manganese	DOC	Chloride, Nitrate, Nitrite Sulfate	Methane, Ethane, Propane	Comments	
	B-17	4/9/12	0930	X			3	X						X							
	B-17	"	0930	X			1	X	X					X							
	B-17	"	0930	X			1	X								X					
	B-17	"	0930	X			1			X						X					
	B-17	"	0930	X			1	X									X				
	B-17	"	0930	X			2	X										X			
	B-17	"	0930	X			2				X								X		
	B-44	"	1110	X			3	X						X							
	B-44	"	1110	X			1		X						X						
	B-44	"	1110	X			1	X							X						
Sampler's Name: <u>Richard C Becken</u>				Relinquished By / Affiliation				Date	Time	Accepted By / Affiliation				Date	Time						
Sampler's Company: <u>DAM Enterprises Inc.</u>				<u>Richard C Becken</u> Otm				4/9/12	1515												
Shipment Method: <u>Fed Ex</u> Ship Date: <u>4/9/12</u>																					
Shipment Tracking No: <u>875329879036</u>														<u>Kaitlin Ziegler</u> / LU	4/10/12	0935					
Special Instructions:																					
THIS LINE - LAB USE ONLY: Custody Seals in Place: <u>Yes</u> / No Temp Blank: <u>Yes</u> / No Cooler Temp on Receipt: <u>4.2</u> °C Trip Blank: <u>Yes</u> / No MS/MSD Sample Submitted: <u>Yes</u> / No																					

Laboratory Copy

BP/ARC LaMP COC Rev. 6 01/01/2009

BP/ARC Project Name: BP, Sanborn

Req Due Date (mm/dd/yy): _____

Rush TAT: Yes ☐ No ☒

BP/ARC Facility No: _____

Lab Work Order Number: _____

Lab Name: <u>Lancaster Labs</u>	BP/ARC Facility Address: <u>2840 Cory Dr.</u>	Consultant/Contractor: <u>Parsons</u>
Lab Address: <u>2425 New Holland Pike Lancaster, PA 17601</u>	City, State, ZIP Code: <u>Sanborn, NY 14132</u>	Consultant/Contractor Project No: _____
Lab PM: <u>Kaitlin Plasterer</u>	Lead Regulatory Agency: <u>NYSDEC</u>	Address: <u>40 LeRiviere Dr. Suite 350, Buffalo, NY 14202</u>
Lab Phone: <u>(717) 656-2300</u>	California Global ID No.: _____	Consultant/Contractor PM: <u>George Harnance</u>
Lab Shipping Acct: _____	Enfos Proposal No: <u>D0084-0002</u>	Phone: <u>(716) 467-4990</u>
Lab Bottle Order No: _____	Accounting Mode: <u>10</u> Provision _____ OOC-BU _____ OOC-RM _____	Email EDD To: <u>Lorraine Weber</u>
Other Info: _____	Stage: <u>66</u> Activity: <u>81</u>	Invoice To: <u>BP/ARC</u> Contractor _____

BP/ARC EBM: <u>Bill Barber</u>				Matrix				No. Containers / Preservative						Requested Analyses										Report Type & QC Level																																																																																																																																																																																																																																																																																																																																																																																																																																																																																																																																																																																																																																																																																																																																																																																																																																																																																																																																																																																																																																																																																																																																																																																																																																																																																																																														
EBM Phone: <u>(216) 271-8038</u>																								Standard _____																																																																																																																																																																																																																																																																																																																																																																																																																																																																																																																																																																																																																																																																																																																																																																																																																																																																																																																																																																																																																																																																																																																																																																																																																																																																																																																														
EBM Email:																								Full Data Package _____																																																																																																																																																																																																																																																																																																																																																																																																																																																																																																																																																																																																																																																																																																																																																																																																																																																																																																																																																																																																																																																																																																																																																																																																																																																																																																																														
Lab No.	Sample Description	Date	Time	Soil / Solid	Water / Liquid	Air / Vapor		Total Number of Containers	Unpreserved	H ₂ SO ₄	HNO ₃	HCl	Methanol		3260 Long List	COD	BOD	Iron + Manganese	DDC	Chloride, Nitrate, Sulfate	Methylene Ethane Ethene																																																																																																																																																																																																																																																																																																																																																																																																																																																																																																																																																																																																																																																																																																																																																																																																																																																																																																																																																																																																																																																																																																																																																																																																																																																																																																																																	

Sampler's Name: <u>Richard C Becken</u>	Relinquished By / Affiliation: <u>Richard C Becken D-M</u>	Date: <u>4/4/12</u>	Time: <u>1515</u>	Accepted By / Affiliation: _____	Date: _____	Time: _____
Sampler's Company: <u>D-M Enterprises Inc.</u>	Shipment Method: <u>Fed Ex</u> Ship Date: <u>4/9/12</u>					
Shipment Tracking No: <u>8753 29879036</u>	<u>Christin Leiger / LL</u> 4-10-12 0935					

Special Instructions:

THIS LINE - LAB USE ONLY: Custody Seals In Place: Yes <input checked="" type="checkbox"/> No <input type="checkbox"/>	Temp Blank: Yes <input checked="" type="checkbox"/> No <input type="checkbox"/>	Cooler Temp on Receipt: <u>4.2</u> °F <input checked="" type="checkbox"/>	Trip Blank: Yes <input checked="" type="checkbox"/> No <input type="checkbox"/>	MS/MSD Sample Submitted: Yes <input checked="" type="checkbox"/> No <input type="checkbox"/>
---	---	---	---	--



Laboratory Management Program LaMP Chain of Custody Record

12495 1300974 0610602-06

192453

Page 3 of 3

BP/ARC Project Name:

BP, Sanbar

Req Due Date (mm/dd/yy):

Rush TAT: Yes No ☒

BP/ARC Facility No:

Lab Work Order Number:

Lab Name: Lancaster Labs				BP/ARC Facility Address: 2040 Cory Dr.				Consultant/Contractor: Parsons												
Lab Address: 2425 New Holland Pike, Lancaster, PA 17601				City, State, ZIP Code: Sanborn, NY 14132				Consultant/Contractor Project No:												
Lab PM: Karlin Plasteres				Lead Regulatory Agency: NYSDEC				Address: 40 LaRiviere Dr. Suite 350, Buffalo, NY 14202												
Lab Phone: (717) 656-2300				California Global ID No.:				Consultant/Contractor PM: George Hermel												
Lab Shipping Acct:				Enfos Proposal No: D00B4-0002				Phone: (716) 407-4920												
Lab Bottle Order No:				Accounting Mode: 10 Provision OOC-BU OOC-RM				Email EDD To: Corraie Waker												
Other Info:				Stage: 60 Activity: 81				Invoice To: BP/ARC <input checked="" type="checkbox"/> Contractor												
BP/ARC EBM: Bill Barber				Matrix		No. Containers / Preservative		Requested Analyses				Report Type & QC Level								
EBM Phone: (716) 271-8038												Standard								
EBM Email:												Full Data Package								
Lab No.	Sample Description	Date	Time	Soil / Solid	Water / Liquid	Air / Vapor	Total Number of Containers	Unpreserved	H ₂ SO ₄	HNO ₃	HCl	Methanol	8260 Long List	COD	BOD	Iron + Manganese	DIC	Chloride, Nitrate, Phosphate	Methane Ethane Ethene	Comments
	B-43	4/9/12	1245		X		2				X								X	
	B-42		1415		X		3	X						X						
	B-42		1415				1		X					X						
	B-42		1415				1	X							X					
	B-42		1415				1			X						X				
	B-42		1415				1	X									X			
	B-42		1415				2	X										X		
	B-42		1415				2				X								X	
Sampler's Name: Richard C. Becker				Relinquished By / Affiliation: Richard C. Becker oem				Date: 4/9/12	Time: 1515	Accepted By / Affiliation: Kristin Leigh / ULI				Date: 4-10-12	Time: 0935					
Sampler's Company: OWM Enterprises Inc.				Shipment Method: Fed Ex Ship Date: 4/9/12				Shipment Tracking No: 875329879036												
Special Instructions:																				
THIS LINE - LAB USE ONLY: Custody Seals In Place: Yes No Temp Blank: Yes No Cooler Temp on Receipt: 4.2 °F C Trip Blank: Yes No MS/MSD Sample Submitted: Yes No																				

Environmental Sample Administration Receipt Documentation Log

Client/Project: Parsons

Shipping Container Sealed: YES NO

Date of Receipt: 4-10-12

Custody Seal Present * : YES NO

Time of Receipt: 0935

* Custody seal was intact unless otherwise noted in the discrepancy section

Source Code: 50-1

Package: Chilled Not Chilled

Temperature of Shipping Containers							
Cooler #	Thermometer ID	Temperature (°C)	Temp Bottle (TB) or Surface Temp (ST)	Wet Ice (WI) or Dry Ice (DI) or Ice Packs (IP)	Ice Present? Y/N	Loose (L) Bagged Ice (B) or NA	Comments
1	2737	4.2°	TB	WI	Y	B	
2							
3							
4							
5							
6							

Number of Trip Blanks received NOT listed on chain of custody: 2

Paperwork Discrepancy/Unpacking Problems:

Unpacker Signature/Emp#: Kristin High 2123 Date/Time: 4-10-12 0955

Explanation of Symbols and Abbreviations

The following defines common symbols and abbreviations used in reporting technical data:

RL	Reporting Limit	BMQL	Below Minimum Quantitation Level
N.D.	none detected	MPN	Most Probable Number
TNTC	Too Numerous To Count	CP Units	cobalt-chloroplatinate units
IU	International Units	NTU	nephelometric turbidity units
umhos/cm	micromhos/cm	ng	nanogram(s)
C	degrees Celsius	F	degrees Fahrenheit
meq	milliequivalents	lb.	pound(s)
g	gram(s)	kg	kilogram(s)
µg	microgram(s)	mg	milligram(s)
mL	milliliter(s)	L	liter(s)
m3	cubic meter(s)	µL	microliter(s)
		pg/L	picogram/liter
<	less than - The number following the sign is the <u>limit of quantitation</u> , the smallest amount of analyte which can be reliably determined using this specific test.		
>	greater than		
ppm	parts per million - One ppm is equivalent to one milligram per kilogram (mg/kg), or one gram per million grams. For aqueous liquids, ppm is usually taken to be equivalent to milligrams per liter (mg/l), because one liter of water has a weight very close to a kilogram. For gases or vapors, one ppm is equivalent to one microliter of gas per liter of gas.		
ppb	parts per billion		
Dry weight basis	Results printed under this heading have been adjusted for moisture content. This increases the analyte weight concentration to approximate the value present in a similar sample without moisture. All other results are reported on an as-received basis.		

Data Qualifiers:

C – result confirmed by reanalysis.

J - estimated value – The result is \geq the Method Detection Limit (MDL) and $<$ the Limit of Quantitation (LOQ).

U.S. EPA CLP Data Qualifiers:

Organic Qualifiers		Inorganic Qualifiers	
A	TIC is a possible aldol-condensation product	B	Value is $<$ CRDL, but \geq IDL
B	Analyte was also detected in the blank	E	Estimated due to interference
C	Pesticide result confirmed by GC/MS	M	Duplicate injection precision not met
D	Compound quantitated on a diluted sample	N	Spike sample not within control limits
E	Concentration exceeds the calibration range of the instrument	S	Method of standard additions (MSA) used for calculation
N	Presumptive evidence of a compound (TICs only)	U	Compound was not detected
P	Concentration difference between primary and confirmation columns $>25\%$	W	Post digestion spike out of control limits
U	Compound was not detected	*	Duplicate analysis not within control limits
X,Y,Z	Defined in case narrative	+	Correlation coefficient for MSA <0.995

Analytical test results meet all requirements of NELAC unless otherwise noted under the individual analysis.

Measurement uncertainty values, as applicable, are available upon request.

Tests results relate only to the sample tested. Clients should be aware that a critical step in a chemical or microbiological analysis is the collection of the sample. Unless the sample analyzed is truly representative of the bulk of material involved, the test results will be meaningless. If you have questions regarding the proper techniques of collecting samples, please contact us. We cannot be held responsible for sample integrity, however, unless sampling has been performed by a member of our staff. This report shall not be reproduced except in full, without the written approval of the laboratory.

Times are local to the area of activity. Parameters listed in the 40 CFR part 136 Table II as "analyze immediately" are not performed within 15 minutes.

WARRANTY AND LIMITS OF LIABILITY - In accepting analytical work, we warrant the accuracy of test results for the sample as submitted. THE FOREGOING EXPRESS WARRANTY IS EXCLUSIVE AND IS GIVEN IN LIEU OF ALL OTHER WARRANTIES, EXPRESSED OR IMPLIED. WE DISCLAIM ANY OTHER WARRANTIES, EXPRESSED OR IMPLIED, INCLUDING A WARRANTY OF FITNESS FOR PARTICULAR PURPOSE AND WARRANTY OF MERCHANTABILITY. IN NO EVENT SHALL LANCASTER LABORATORIES BE LIABLE FOR INDIRECT, SPECIAL, CONSEQUENTIAL, OR INCIDENTAL DAMAGES INCLUDING, BUT NOT LIMITED TO, DAMAGES FOR LOSS OF PROFIT OR GOODWILL REGARDLESS OF (A) THE NEGLIGENCE (EITHER SOLE OR CONCURRENT) OF LANCASTER LABORATORIES AND (B) WHETHER LANCASTER LABORATORIES HAS BEEN INFORMED OF THE POSSIBILITY OF SUCH DAMAGES. We accept no legal responsibility for the purposes for which the client uses the test results. No purchase order or other order for work shall be accepted by Lancaster Laboratories which includes any conditions that vary from the Standard Terms and Conditions, and Lancaster hereby objects to any conflicting terms contained in any acceptance or order submitted by client.

ANALYTICAL RESULTS

Prepared by:

Lancaster Laboratories
2425 New Holland Pike
Lancaster, PA 17605-2425

Prepared for:

Atlantic Richfield(Parsons-NY)
BP Corporation
501 WestLake Park Blvd
Houston TX 77079

April 19, 2012

Project: BP Sanborn

Submittal Date: 04/11/2012

Group Number: 1301327

PO Number: D00B4-0002

Release Number: BARBER

State of Sample Origin: NY

Client Sample DescriptionB-13 Water
B-13MS Water
B-13MSD Water
B-13DUP Water
B-19 WaterLancaster Labs (LLI) #6612005
6612006
6612007
6612008
6612009


The specific methodologies used in obtaining the enclosed analytical results are indicated on the Laboratory Sample Analysis Record.

ELECTRONIC Parsons
COPY TO
ELECTRONIC Parsons
COPY TO

Attn: George Hermance

Attn: Lorraine Weber

Respectfully Submitted,



Kaitlin N. Plasterer
Specialist

(717) 556-7323

Sample Description: B-13 Water
BP Sanborn COC: 192443
2040 Cory Dr - Sanborn, NY B-13

LLI Sample # WW 6612005
LLI Group # 1301327
Account # 12495

Project Name: BP Sanborn

Collected: 04/10/2012 10:55 by RCB

Atlantic Richfield(Parsons-NY)

Submitted: 04/11/2012 09:10

BP Corporation

Reported: 04/19/2012 16:25

501 WestLake Park Blvd

Houston TX 77079

B-13-

CAT No.	Analysis Name	CAS Number	As Received Result	As Received Method Detection Limit*	As Received Limit of Quantitation	Dilution Factor
GC/MS	Volatiles	SW-846 8260B	ug/l	ug/l	ug/l	
10903	Benzyl Chloride	100-44-7	N.D.	1.0	5.0	1
10903	Bromobenzene	108-86-1	N.D.	1.0	5.0	1
10903	Bromodichloromethane	75-27-4	N.D.	1.0	5.0	1
10903	Bromoform	75-25-2	N.D.	1.0	5.0	1
10903	Bromomethane	74-83-9	N.D.	1.0	5.0	1
10903	Carbon Tetrachloride	56-23-5	N.D.	1.0	5.0	1
10903	Chlorobenzene	108-90-7	N.D.	0.80	5.0	1
10903	Chloroethane	75-00-3	N.D.	1.0	5.0	1
10903	2-Chloroethyl Vinyl Ether	110-75-8	N.D.	2.0	10	1
	2-Chloroethyl vinyl ether may not be recovered if acid was used to preserve this sample.					
10903	Chloroform	67-66-3	N.D.	0.80	5.0	1
10903	Chloromethane	74-87-3	N.D.	1.0	5.0	1
10903	Dibromochloromethane	124-48-1	N.D.	1.0	5.0	1
10903	Dibromomethane	74-95-3	N.D.	1.0	5.0	1
10903	1,2-Dichlorobenzene	95-50-1	N.D.	1.0	5.0	1
10903	1,3-Dichlorobenzene	541-73-1	N.D.	1.0	5.0	1
10903	1,4-Dichlorobenzene	106-46-7	N.D.	1.0	5.0	1
10903	Dichlorodifluoromethane	75-71-8	N.D.	2.0	5.0	1
10903	1,1-Dichloroethane	75-34-3	2.0 J	1.0	5.0	1
10903	1,2-Dichloroethane	107-06-2	N.D.	1.0	5.0	1
10903	1,1-Dichloroethene	75-35-4	1.6 J	0.80	5.0	1
10903	cis-1,2-Dichloroethene	156-59-2	440	8.0	50	10
10903	trans-1,2-Dichloroethene	156-60-5	4.3 J	0.80	5.0	1
10903	1,2-Dichloropropane	78-87-5	N.D.	1.0	5.0	1
10903	cis-1,3-Dichloropropene	10061-01-5	N.D.	1.0	5.0	1
10903	trans-1,3-Dichloropropene	10061-02-6	N.D.	1.0	5.0	1
10903	Methylene Chloride	75-09-2	N.D.	2.0	5.0	1
10903	1,1,1,2-Tetrachloroethane	630-20-6	N.D.	1.0	5.0	1
10903	1,1,2,2-Tetrachloroethane	79-34-5	N.D.	1.0	5.0	1
10903	Tetrachloroethene	127-18-4	N.D.	0.80	5.0	1
10903	1,1,1-Trichloroethane	71-55-6	N.D.	0.80	5.0	1
10903	1,1,2-Trichloroethane	79-00-5	N.D.	0.80	5.0	1
10903	Trichloroethene	79-01-6	6.0	1.0	5.0	1
10903	Trichlorofluoromethane	75-69-4	N.D.	2.0	5.0	1
10903	1,2,3-Trichloropropane	96-18-4	N.D.	1.0	5.0	1
10903	Vinyl Chloride	75-01-4	140	1.0	5.0	1
GC	Miscellaneous	RSKSOP-175 08/11/94 modified	ug/l	ug/l	ug/l	
07105	Ethane	74-84-0	N.D.	1.0	5.0	1
07105	Ethene	74-85-1	1.8 J	1.0	5.0	1
07105	Methane	74-82-8	8.3 J	5.0	15	1
Metals	SW-846 6010B	mg/l	mg/l	mg/l		
01754	Iron	7439-89-6	0.286	0.0141	0.200	1
07058	Manganese	7439-96-5	0.0336	0.00044	0.0050	1

*=This limit was used in the evaluation of the final result

Sample Description: B-13 Water
BP Sanborn COC: 192443
2040 Cory Dr - Sanborn, NY B-13

LLI Sample # WW 6612005
LLI Group # 1301327
Account # 12495

Project Name: BP Sanborn

Collected: 04/10/2012 10:55 by RCB

Atlantic Richfield(Parsons-NY)

Submitted: 04/11/2012 09:10

BP Corporation

Reported: 04/19/2012 16:25

501 WestLake Park Blvd
Houston TX 77079

B-13-

CAT No.	Analysis Name	CAS Number	As Received Result	As Received Method Detection Limit*	As Received Limit of Quantitation	Dilution Factor
Wet Chemistry EPA 300.0						
00224	Chloride	16887-00-6	42.3	mg/l	mg/l	20
00368	Nitrate Nitrogen	14797-55-8	N.D.	4.0	8.0	5
01506	Nitrite Nitrogen	14797-65-0	N.D.	0.25	0.50	5
00228	Sulfate	14808-79-8	N.D.	0.40	0.50	200
			1,540	60.0	200	
EPA 415.1 modified						
07547	Dissolved Organic Carbon	n.a.	mg/l	mg/l	mg/l	1
			1.9	0.50	1.0	
EPA 410.4						
04001	Chemical Oxygen Demand	n.a.	mg/l	mg/l	mg/l	1
			N.D.	12.8	50.0	
SM20 5210 B						
00235	Biochemical Oxygen Demand	n.a.	mg/l	mg/l	mg/l	1
			N.D.	5.1	5.1	

General Sample Comments

State of New York Certification No. 10670

All QC is compliant unless otherwise noted. Please refer to the Quality Control Summary for overall QC performance data and associated samples.

Laboratory Sample Analysis Record

CAT No.	Analysis Name	Method	Trial#	Batch#	Analysis Date and Time	Analyst	Dilution Factor
10903	VOCs 8260 Parsons Specs List	SW-846 8260B	1	N121072AA	04/16/2012 23:28	Kelly E Keller	1
10903	VOCs 8260 Parsons Specs List	SW-846 8260B	1	N121072AA	04/17/2012 00:38	Kelly E Keller	10
01163	GC/MS VOA Water Prep	SW-846 5030B	1	N121072AA	04/16/2012 23:28	Kelly E Keller	1
01163	GC/MS VOA Water Prep	SW-846 5030B	2	N121072AA	04/17/2012 00:38	Kelly E Keller	10
07105	Volatile Headspace Hydrocarbon	RSKSOP-175 08/11/94 modified	1	121070037A	04/17/2012 20:37	Elizabeth J Marin	1
01754	Iron	SW-846 6010B	1	121021848003	04/15/2012 09:39	Damary Valentin	1
07058	Manganese	SW-846 6010B	1	121021848003	04/15/2012 09:39	Damary Valentin	1
01848	WW SW846 ICP Digest (tot rec)	SW-846 3005A	1	121021848003	04/12/2012 11:32	James L Mertz	1
00224	Chloride	EPA 300.0	1	12102655602A	04/12/2012 13:16	Christopher D Meeks	20
00368	Nitrate Nitrogen	EPA 300.0	1	12102655602A	04/11/2012 20:12	Christopher D Meeks	5
01506	Nitrite Nitrogen	EPA 300.0	1	12102655602A	04/11/2012 20:12	Christopher D Meeks	5
00228	Sulfate	EPA 300.0	2	12102655602A	04/12/2012 13:31	Christopher D Meeks	200
07547	Dissolved Organic Carbon	EPA 415.1 modified	1	12107049504A	04/16/2012 23:39	James S Mathiot	1

*=This limit was used in the evaluation of the final result

Sample Description: B-13 Water
BP Sanborn COC: 192443
2040 Cory Dr - Sanborn, NY B-13

LLI Sample # WW 6612005
LLI Group # 1301327
Account # 12495

Project Name: BP Sanborn

Collected: 04/10/2012 10:55 by RCB

Atlantic Richfield(Parsons-NY)

Submitted: 04/11/2012 09:10

BP Corporation

Reported: 04/19/2012 16:25

501 WestLake Park Blvd
Houston TX 77079

B-13-

Laboratory Sample Analysis Record

CAT No.	Analysis Name	Method	Trial#	Batch#	Analysis Date and Time	Analyst	Dilution Factor
04001	Chemical Oxygen Demand	EPA 410.4	1	12104400102B	04/13/2012 06:33	Susan A Engle	1
00235	Biochemical Oxygen Demand	SM20 5210 B	1	12103023502A	04/12/2012 06:11	Susan A Engle	1

Sample Description: B-13MS Water
BP Sanborn COC: 192446
2040 Cory Dr - Sanborn, NY B-13

LLI Sample # WW 6612006
LLI Group # 1301327
Account # 12495

Project Name: BP Sanborn

Collected: 04/10/2012 10:55 by RCB

Atlantic Richfield(Parsons-NY)

Submitted: 04/11/2012 09:10

BP Corporation

Reported: 04/19/2012 16:25

501 WestLake Park Blvd

Houston TX 77079

B-13-

CAT No.	Analysis Name	CAS Number	As Received Result	As Received Method Detection Limit*	As Received Limit of Quantitation	Dilution Factor
GC/MS	Volatiles	SW-846 8260B	ug/l	ug/l	ug/l	
10903	Benzyl Chloride	100-44-7	14	1.0	5.0	1
10903	Bromobenzene	108-86-1	20	1.0	5.0	1
10903	Bromodichloromethane	75-27-4	20	1.0	5.0	1
10903	Bromoform	75-25-2	16	1.0	5.0	1
10903	Bromomethane	74-83-9	21	1.0	5.0	1
10903	Carbon Tetrachloride	56-23-5	20	1.0	5.0	1
10903	Chlorobenzene	108-90-7	21	0.80	5.0	1
10903	Chloroethane	75-00-3	22	1.0	5.0	1
10903	2-Chloroethyl Vinyl Ether	110-75-8	18	2.0	10	1
	2-Chloroethyl vinyl ether may not be recovered if acid was used to preserve this sample.					
10903	Chloroform	67-66-3	20	0.80	5.0	1
10903	Chloromethane	74-87-3	20	1.0	5.0	1
10903	Dibromochloromethane	124-48-1	18	1.0	5.0	1
10903	Dibromomethane	74-95-3	20	1.0	5.0	1
10903	1,2-Dichlorobenzene	95-50-1	20	1.0	5.0	1
10903	1,3-Dichlorobenzene	541-73-1	20	1.0	5.0	1
10903	1,4-Dichlorobenzene	106-46-7	19	1.0	5.0	1
10903	Dichlorodifluoromethane	75-71-8	19	2.0	5.0	1
10903	1,1-Dichloroethane	75-34-3	22	1.0	5.0	1
10903	1,2-Dichloroethane	107-06-2	21	1.0	5.0	1
10903	1,1-Dichloroethene	75-35-4	21	0.80	5.0	1
10903	cis-1,2-Dichloroethene	156-59-2	570	E 0.80	5.0	1
10903	trans-1,2-Dichloroethene	156-60-5	25	0.80	5.0	1
10903	1,2-Dichloropropane	78-87-5	20	1.0	5.0	1
10903	cis-1,3-Dichloropropene	10061-01-5	20	1.0	5.0	1
10903	trans-1,3-Dichloropropene	10061-02-6	18	1.0	5.0	1
10903	Methylene Chloride	75-09-2	19	2.0	5.0	1
10903	1,1,1,2-Tetrachloroethane	630-20-6	20	1.0	5.0	1
10903	1,1,2,2-Tetrachloroethane	79-34-5	19	1.0	5.0	1
10903	Tetrachloroethene	127-18-4	23	0.80	5.0	1
10903	1,1,1-Trichloroethane	71-55-6	21	0.80	5.0	1
10903	1,1,2-Trichloroethane	79-00-5	20	0.80	5.0	1
10903	Trichloroethene	79-01-6	27	1.0	5.0	1
10903	Trichlorofluoromethane	75-69-4	24	2.0	5.0	1
10903	1,2,3-Trichloropropane	96-18-4	19	1.0	5.0	1
10903	Vinyl Chloride	75-01-4	160	1.0	5.0	1
GC	Miscellaneous	RSKSOP-175 08/11/94 modified	ug/l	ug/l	ug/l	
07105	Ethane	74-84-0	49	1.0	5.0	1
07105	Ethene	74-85-1	60	1.0	5.0	1
07105	Methane	74-82-8	51	5.0	15	1
Metals		SW-846 6010B	mg/l	mg/l	mg/l	
01754	Iron	7439-89-6	1.23	0.0141	0.200	1
07058	Manganese	7439-96-5	0.508	0.00044	0.0050	1

*=This limit was used in the evaluation of the final result

Sample Description: B-13MS Water
BP Sanborn COC: 192446
2040 Cory Dr - Sanborn, NY B-13

LLI Sample # WW 6612006
LLI Group # 1301327
Account # 12495

Project Name: BP Sanborn

Collected: 04/10/2012 10:55 by RCB

Atlantic Richfield(Parsons-NY)

Submitted: 04/11/2012 09:10

BP Corporation

Reported: 04/19/2012 16:25

501 WestLake Park Blvd

Houston TX 77079

B-13-

CAT No.	Analysis Name	CAS Number	As Received Result	As Received Method Detection Limit*	As Received Limit of Quantitation	Dilution Factor
Wet Chemistry EPA 300.0			mg/l	mg/l	mg/l	
00224	Chloride	16887-00-6	159	10.0	20.0	50
00368	Nitrate Nitrogen	14797-55-8	10.5	0.50	1.0	10
01506	Nitrite Nitrogen	14797-65-0	9.9	0.80	1.0	10
00228	Sulfate	14808-79-8	4,400	150	500	500
EPA 415.1 modified			mg/l	mg/l	mg/l	
07547	Dissolved Organic Carbon	n.a.	11.9	0.50	1.0	1
EPA 410.4			mg/l	mg/l	mg/l	
04001	Chemical Oxygen Demand	n.a.	397	12.8	50.0	1
SM20 5210 B			mg/l	mg/l	mg/l	
00235	Biochemical Oxygen Demand	n.a.	52.0	0.80	3.0	1

General Sample Comments

State of New York Certification No. 10670

All QC is compliant unless otherwise noted. Please refer to the Quality Control Summary for overall QC performance data and associated samples.

Laboratory Sample Analysis Record

CAT No.	Analysis Name	Method	Trial#	Batch#	Analysis Date and Time	Analyst	Dilution Factor
10903	VOCs 8260 Parsons Specs List	SW-846 8260B	1	N121072AA	04/16/2012 23:51	Kelly E Keller	1
01163	GC/MS VOA Water Prep	SW-846 5030B	1	N121072AA	04/16/2012 23:51	Kelly E Keller	1
07105	Volatile Headspace Hydrocarbon	RSKSOP-175 08/11/94 modified	1	121070037A	04/17/2012 20:56	Elizabeth J Marin	1
01754	Iron	SW-846 6010B	1	121021848003	04/15/2012 09:50	Damary Valentin	1
07058	Manganese	SW-846 6010B	1	121021848003	04/15/2012 09:50	Damary Valentin	1
01848	WW SW846 ICP Digest (tot rec)	SW-846 3005A	1	121021848003	04/12/2012 11:32	James L Mertz	1
00224	Chloride	EPA 300.0	2	12102655602A	04/12/2012 14:17	Christopher D Meeks	50
00368	Nitrate Nitrogen	EPA 300.0	1	12102655602A	04/11/2012 20:27	Christopher D Meeks	10
01506	Nitrite Nitrogen	EPA 300.0	1	12102655602A	04/11/2012 20:27	Christopher D Meeks	10
00228	Sulfate	EPA 300.0	1	12102655602A	04/12/2012 14:32	Christopher D Meeks	500
07547	Dissolved Organic Carbon	EPA 415.1 modified	1	12107049504A	04/16/2012 23:52	James S Mathiot	1
04001	Chemical Oxygen Demand	EPA 410.4	1	12104400102B	04/13/2012 06:33	Susan A Engle	1
00235	Biochemical Oxygen Demand	SM20 5210 B	1	12103023502A	04/12/2012 06:11	Susan A Engle	1

*=This limit was used in the evaluation of the final result

Sample Description: B-13MSD Water
BP Sanborn COC: 192446
2040 Cory Dr - Sanborn, NY B-13

LLI Sample # WW 6612007
LLI Group # 1301327
Account # 12495

Project Name: BP Sanborn

Collected: 04/10/2012 10:55 by RCB

Atlantic Richfield(Parsons-NY)

Submitted: 04/11/2012 09:10

BP Corporation

Reported: 04/19/2012 16:25

501 WestLake Park Blvd
Houston TX 77079

B-13-

CAT No.	Analysis Name	CAS Number	As Received Result	As Received Method Detection Limit*	As Received Limit of Quantitation	Dilution Factor
GC/MS	Volatiles	SW-846 8260B	ug/l	ug/l	ug/l	
10903	Benzyl Chloride	100-44-7	16	1.0	5.0	1
10903	Bromobenzene	108-86-1	21	1.0	5.0	1
10903	Bromodichloromethane	75-27-4	22	1.0	5.0	1
10903	Bromoform	75-25-2	17	1.0	5.0	1
10903	Bromomethane	74-83-9	20	1.0	5.0	1
10903	Carbon Tetrachloride	56-23-5	21	1.0	5.0	1
10903	Chlorobenzene	108-90-7	22	0.80	5.0	1
10903	Chloroethane	75-00-3	21	1.0	5.0	1
10903	2-Chloroethyl Vinyl Ether	110-75-8	17	2.0	10	1
	2-Chloroethyl vinyl ether may not be recovered if acid was used to preserve this sample.					
10903	Chloroform	67-66-3	22	0.80	5.0	1
10903	Chloromethane	74-87-3	20	1.0	5.0	1
10903	Dibromochloromethane	124-48-1	19	1.0	5.0	1
10903	Dibromomethane	74-95-3	21	1.0	5.0	1
10903	1,2-Dichlorobenzene	95-50-1	21	1.0	5.0	1
10903	1,3-Dichlorobenzene	541-73-1	22	1.0	5.0	1
10903	1,4-Dichlorobenzene	106-46-7	21	1.0	5.0	1
10903	Dichlorodifluoromethane	75-71-8	19	2.0	5.0	1
10903	1,1-Dichloroethane	75-34-3	24	1.0	5.0	1
10903	1,2-Dichloroethane	107-06-2	22	1.0	5.0	1
10903	1,1-Dichloroethene	75-35-4	23	0.80	5.0	1
10903	cis-1,2-Dichloroethene	156-59-2	600	E 0.80	5.0	1
10903	trans-1,2-Dichloroethene	156-60-5	26	0.80	5.0	1
10903	1,2-Dichloropropane	78-87-5	21	1.0	5.0	1
10903	cis-1,3-Dichloropropene	10061-01-5	21	1.0	5.0	1
10903	trans-1,3-Dichloropropene	10061-02-6	19	1.0	5.0	1
10903	Methylene Chloride	75-09-2	20	2.0	5.0	1
10903	1,1,1,2-Tetrachloroethane	630-20-6	21	1.0	5.0	1
10903	1,1,2,2-Tetrachloroethane	79-34-5	20	1.0	5.0	1
10903	Tetrachloroethene	127-18-4	24	0.80	5.0	1
10903	1,1,1-Trichloroethane	71-55-6	22	0.80	5.0	1
10903	1,1,2-Trichloroethane	79-00-5	21	0.80	5.0	1
10903	Trichloroethene	79-01-6	27	1.0	5.0	1
10903	Trichlorofluoromethane	75-69-4	24	2.0	5.0	1
10903	1,2,3-Trichloropropane	96-18-4	20	1.0	5.0	1
10903	Vinyl Chloride	75-01-4	160	1.0	5.0	1
GC	Miscellaneous	RSKSOP-175 08/11/94 modified	ug/l	ug/l	ug/l	
07105	Ethane	74-84-0	54	1.0	5.0	1
07105	Ethene	74-85-1	66	1.0	5.0	1
07105	Methane	74-82-8	56	5.0	15	1
Metals		SW-846 6010B	mg/l	mg/l	mg/l	
01754	Iron	7439-89-6	1.22	0.0141	0.200	1
07058	Manganese	7439-96-5	0.501	0.00044	0.0050	1

*=This limit was used in the evaluation of the final result

Sample Description: B-13MSD Water
BP Sanborn COC: 192446
2040 Cory Dr - Sanborn, NY B-13

LLI Sample # WW 6612007
LLI Group # 1301327
Account # 12495

Project Name: BP Sanborn

Collected: 04/10/2012 10:55 by RCB

Atlantic Richfield(Parsons-NY)

Submitted: 04/11/2012 09:10

BP Corporation

Reported: 04/19/2012 16:25

501 WestLake Park Blvd

Houston TX 77079

B-13-

CAT No.	Analysis Name	CAS Number	As Received Result	As Received Method Detection Limit*	As Received Limit of Quantitation	Dilution Factor
Wet Chemistry EPA 410.4						
04001	Chemical Oxygen Demand	n.a.	404	12.8	50.0	1
SM20 5210 B						
00235	Biochemical Oxygen Demand	n.a.	53.7	0.80	3.0	1

General Sample Comments

State of New York Certification No. 10670

All QC is compliant unless otherwise noted. Please refer to the Quality Control Summary for overall QC performance data and associated samples.

Laboratory Sample Analysis Record

CAT No.	Analysis Name	Method	Trial#	Batch#	Analysis Date and Time	Analyst	Dilution Factor
10903	VOCs 8260 Parsons Specs List	SW-846 8260B	1	N121072AA	04/17/2012 00:15	Kelly E Keller	1
01163	GC/MS VOA Water Prep	SW-846 5030B	1	N121072AA	04/17/2012 00:15	Kelly E Keller	1
07105	Volatile Headspace Hydrocarbon	RSKSOP-175 08/11/94 modified	1	121070037A	04/17/2012 21:15	Elizabeth J Marin	1
01754	Iron	SW-846 6010B	1	121021848003	04/15/2012 09:54	Damary Valentin	1
07058	Manganese	SW-846 6010B	1	121021848003	04/15/2012 09:54	Damary Valentin	1
01848	WW SW846 ICP Digest (tot rec)	SW-846 3005A	1	121021848003	04/12/2012 11:32	James L Mertz	1
04001	Chemical Oxygen Demand	EPA 410.4	1	12104400102B	04/13/2012 06:33	Susan A Engle	1
00235	Biochemical Oxygen Demand	SM20 5210 B	1	12103023502A	04/12/2012 06:11	Susan A Engle	1

*=This limit was used in the evaluation of the final result

Sample Description: B-13DUP Water
BP Sanborn COC: 192446
2040 Cory Dr - Sanborn, NY B-13

LLI Sample # WW 6612008
LLI Group # 1301327
Account # 12495

Project Name: BP Sanborn

Collected: 04/10/2012 10:55 by RCB

Atlantic Richfield(Parsons-NY)

Submitted: 04/11/2012 09:10

BP Corporation

Reported: 04/19/2012 16:25

501 WestLake Park Blvd
Houston TX 77079

B-13-

CAT No.	Analysis Name	CAS Number	As Received Result	As Received Method Detection Limit*	As Received Limit of Quantitation	Dilution Factor
Metals						
		SW-846 6010B	mg/l	mg/l	mg/l	
01754	Iron	7439-89-6	0.316	0.0141	0.200	1
07058	Manganese	7439-96-5	0.0333	0.00044	0.0050	1
Wet Chemistry						
		EPA 300.0	mg/l	mg/l	mg/l	
00224	Chloride	16887-00-6	43.1	4.0	8.0	20
00368	Nitrate Nitrogen	14797-55-8	N.D.	0.25	0.50	5
01506	Nitrite Nitrogen	14797-65-0	N.D.	0.40	0.50	5
00228	Sulfate	14808-79-8	1,630	60.0	200	200
		EPA 415.1 modified	mg/l	mg/l	mg/l	
07547	Dissolved Organic Carbon	n.a.	1.9	0.50	1.0	1
		EPA 410.4	mg/l	mg/l	mg/l	
04001	Chemical Oxygen Demand	n.a.	N.D.	12.8	50.0	1
		SM20 5210 B	mg/l	mg/l	mg/l	
00235	Biochemical Oxygen Demand	n.a.	N.D.	4.7	4.7	1

General Sample Comments

State of New York Certification No. 10670

All QC is compliant unless otherwise noted. Please refer to the Quality Control Summary for overall QC performance data and associated samples.

Laboratory Sample Analysis Record

CAT No.	Analysis Name	Method	Trial#	Batch#	Analysis Date and Time	Analyst	Dilution Factor
01754	Iron	SW-846 6010B	1	121021848003	04/15/2012 09:46	Damary Valentin	1
07058	Manganese	SW-846 6010B	1	121021848003	04/15/2012 09:46	Damary Valentin	1
01848	WW SW846 ICP Digest (tot rec)	SW-846 3005A	1	121021848003	04/12/2012 11:32	James L Mertz	1
00224	Chloride	EPA 300.0	2	12102655602A	04/12/2012 13:46	Christopher D Meeks	20
00368	Nitrate Nitrogen	EPA 300.0	1	12102655602A	04/11/2012 20:42	Christopher D Meeks	5
01506	Nitrite Nitrogen	EPA 300.0	1	12102655602A	04/11/2012 20:42	Christopher D Meeks	5
00228	Sulfate	EPA 300.0	2	12102655602A	04/12/2012 14:02	Christopher D Meeks	200
07547	Dissolved Organic Carbon	EPA 415.1 modified	1	12107049504A	04/17/2012 00:06	James S Mathiot	1
04001	Chemical Oxygen Demand	EPA 410.4	1	12104400102B	04/13/2012 06:33	Susan A Engle	1
00235	Biochemical Oxygen Demand	SM20 5210 B	1	12103023502A	04/12/2012 06:11	Susan A Engle	1

*=This limit was used in the evaluation of the final result

Sample Description: B-19 Water
BP Sanborn COC: 192443
2040 Cory Dr - Sanborn, NY B-19

LLI Sample # WW 6612009
LLI Group # 1301327
Account # 12495

Project Name: BP Sanborn

Collected: 04/10/2012 12:40 by RCB

Atlantic Richfield(Parsons-NY)

Submitted: 04/11/2012 09:10

BP Corporation

Reported: 04/19/2012 16:25

501 WestLake Park Blvd

Houston TX 77079

B-19-

CAT No.	Analysis Name	CAS Number	As Received Result	As Received Method Detection Limit*	As Received Limit of Quantitation	Dilution Factor
GC/MS	Volatiles	SW-846 8260B	ug/l	ug/l	ug/l	
10903	Benzyl Chloride	100-44-7	N.D.	1.0	5.0	1
10903	Bromobenzene	108-86-1	N.D.	1.0	5.0	1
10903	Bromodichloromethane	75-27-4	N.D.	1.0	5.0	1
10903	Bromoform	75-25-2	N.D.	1.0	5.0	1
10903	Bromomethane	74-83-9	N.D.	1.0	5.0	1
10903	Carbon Tetrachloride	56-23-5	N.D.	1.0	5.0	1
10903	Chlorobenzene	108-90-7	N.D.	0.80	5.0	1
10903	Chloroethane	75-00-3	N.D.	1.0	5.0	1
10903	2-Chloroethyl Vinyl Ether	110-75-8	N.D.	2.0	10	1
	2-Chloroethyl vinyl ether may not be recovered if acid was used to preserve this sample.					
10903	Chloroform	67-66-3	N.D.	0.80	5.0	1
10903	Chloromethane	74-87-3	N.D.	1.0	5.0	1
10903	Dibromochloromethane	124-48-1	N.D.	1.0	5.0	1
10903	Dibromomethane	74-95-3	N.D.	1.0	5.0	1
10903	1,2-Dichlorobenzene	95-50-1	N.D.	1.0	5.0	1
10903	1,3-Dichlorobenzene	541-73-1	N.D.	1.0	5.0	1
10903	1,4-Dichlorobenzene	106-46-7	N.D.	1.0	5.0	1
10903	Dichlorodifluoromethane	75-71-8	N.D.	2.0	5.0	1
10903	1,1-Dichloroethane	75-34-3	N.D.	1.0	5.0	1
10903	1,2-Dichloroethane	107-06-2	N.D.	1.0	5.0	1
10903	1,1-Dichloroethene	75-35-4	N.D.	0.80	5.0	1
10903	cis-1,2-Dichloroethene	156-59-2	3.9 J	0.80	5.0	1
10903	trans-1,2-Dichloroethene	156-60-5	N.D.	0.80	5.0	1
10903	1,2-Dichloropropane	78-87-5	N.D.	1.0	5.0	1
10903	cis-1,3-Dichloropropene	10061-01-5	N.D.	1.0	5.0	1
10903	trans-1,3-Dichloropropene	10061-02-6	N.D.	1.0	5.0	1
10903	Methylene Chloride	75-09-2	N.D.	2.0	5.0	1
10903	1,1,1,2-Tetrachloroethane	630-20-6	N.D.	1.0	5.0	1
10903	1,1,2,2-Tetrachloroethane	79-34-5	N.D.	1.0	5.0	1
10903	Tetrachloroethene	127-18-4	N.D.	0.80	5.0	1
10903	1,1,1-Trichloroethane	71-55-6	N.D.	0.80	5.0	1
10903	1,1,2-Trichloroethane	79-00-5	N.D.	0.80	5.0	1
10903	Trichloroethene	79-01-6	1.1 J	1.0	5.0	1
10903	Trichlorofluoromethane	75-69-4	N.D.	2.0	5.0	1
10903	1,2,3-Trichloropropane	96-18-4	N.D.	1.0	5.0	1
10903	Vinyl Chloride	75-01-4	1.1 J	1.0	5.0	1
GC	Miscellaneous	RKSOP-175 08/11/94 modified	ug/l	ug/l	ug/l	
07105	Ethane	74-84-0	N.D.	1.0	5.0	1
07105	Ethene	74-85-1	N.D.	1.0	5.0	1
07105	Methane	74-82-8	6.1 J	5.0	15	1
Metals		SW-846 6010B	mg/l	mg/l	mg/l	
01754	Iron	7439-89-6	0.0388 J	0.0141	0.200	1
07058	Manganese	7439-96-5	0.0210	0.00044	0.0050	1

*=This limit was used in the evaluation of the final result

Sample Description: B-19 Water
BP Sanborn COC: 192443
2040 Cory Dr - Sanborn, NY B-19

LLI Sample # WW 6612009
LLI Group # 1301327
Account # 12495

Project Name: BP Sanborn

Collected: 04/10/2012 12:40 by RCB

Atlantic Richfield(Parsons-NY)

Submitted: 04/11/2012 09:10

BP Corporation

Reported: 04/19/2012 16:25

501 WestLake Park Blvd
Houston TX 77079

B-19-

CAT No.	Analysis Name	CAS Number	As Received Result	As Received Method Detection Limit*	As Received Limit of Quantitation	Dilution Factor
Wet Chemistry EPA 300.0						
00224	Chloride	16887-00-6	75.1	20.0	40.0	100
00368	Nitrate Nitrogen	14797-55-8	N.D.	0.25	0.50	5
01506	Nitrite Nitrogen	14797-65-0	N.D.	0.40	0.50	5
00228	Sulfate	14808-79-8	626	30.0	100	100
EPA 415.1 modified						
07547	Dissolved Organic Carbon	n.a.	2.1	0.50	1.0	1
EPA 410.4						
04001	Chemical Oxygen Demand	n.a.	N.D.	12.8	50.0	1
SM20 5210 B						
00235	Biochemical Oxygen Demand	n.a.	N.D.	4.4	4.4	1

General Sample Comments

State of New York Certification No. 10670

All QC is compliant unless otherwise noted. Please refer to the Quality Control Summary for overall QC performance data and associated samples.

Laboratory Sample Analysis Record

CAT No.	Analysis Name	Method	Trial#	Batch#	Analysis Date and Time	Analyst	Dilution Factor
10903	VOCs 8260 Parsons Specs List	SW-846 8260B	1	N121072AA	04/17/2012 01:30	Kelly E Keller	1
01163	GC/MS VOA Water Prep	SW-846 5030B	1	N121072AA	04/17/2012 01:30	Kelly E Keller	1
07105	Volatile Headspace Hydrocarbon	RSKSOP-175 08/11/94 modified	1	121070037A	04/17/2012 21:33	Elizabeth J Marin	1
01754	Iron	SW-846 6010B	1	121021848003	04/15/2012 10:05	Damary Valentin	1
07058	Manganese	SW-846 6010B	1	121021848003	04/15/2012 10:05	Damary Valentin	1
01848	WW SW846 ICP Digest (tot rec)	SW-846 3005A	1	121021848003	04/12/2012 11:32	James L Mertz	1
00224	Chloride	EPA 300.0	1	12102655602A	04/12/2012 01:12	Christopher D Meeks	100
00368	Nitrate Nitrogen	EPA 300.0	1	12102655602A	04/11/2012 20:58	Christopher D Meeks	5
01506	Nitrite Nitrogen	EPA 300.0	1	12102655602A	04/11/2012 20:58	Christopher D Meeks	5
00228	Sulfate	EPA 300.0	1	12102655602A	04/12/2012 01:12	Christopher D Meeks	100
07547	Dissolved Organic Carbon	EPA 415.1 modified	1	12107049504A	04/17/2012 00:36	James S Mathiot	1
04001	Chemical Oxygen Demand	EPA 410.4	1	12104400102B	04/13/2012 06:33	Susan A Engle	1
00235	Biochemical Oxygen Demand	SM20 5210 B	1	12103023502A	04/12/2012 06:11	Susan A Engle	1

*=This limit was used in the evaluation of the final result

Quality Control Summary

Client Name: Atlantic Richfield(Parsons-NY)
Reported: 04/19/12 at 04:25 PM

Group Number: 1301327

Matrix QC may not be reported if insufficient sample or site-specific QC samples were not submitted. In these situations, to demonstrate precision and accuracy at a batch level, a LCS/LCSD was performed, unless otherwise specified in the method.

All Inorganic Initial Calibration and Continuing Calibration Blanks met acceptable method criteria unless otherwise noted on the Analysis Report.

Laboratory Compliance Quality Control

Analysis Name	Blank Result	Blank MDL**	Blank LOQ	Report Units	LCS %REC	LCSD %REC	LCS/LCSD Limits	RPD	RPD Max
Batch number: N121072AA	Sample number(s): 6612005-6612007,6612009								
Benzyl Chloride	N.D.	1.0	5.0	ug/l	74		60-120		
Bromobenzene	N.D.	1.0	5.0	ug/l	98		80-120		
Bromodichloromethane	N.D.	1.0	5.0	ug/l	98		73-120		
Bromoform	N.D.	1.0	5.0	ug/l	82		61-120		
Bromomethane	N.D.	1.0	5.0	ug/l	95		44-120		
Carbon Tetrachloride	N.D.	1.0	5.0	ug/l	88		67-122		
Chlorobenzene	N.D.	0.80	5.0	ug/l	101		80-120		
Chloroethane	N.D.	1.0	5.0	ug/l	95		49-129		
2-Chloroethyl Vinyl Ether	N.D.	2.0	10	ug/l	92		56-129		
Chloroform	N.D.	0.80	5.0	ug/l	98		77-122		
Chloromethane	N.D.	1.0	5.0	ug/l	92		60-129		
Dibromochloromethane	N.D.	1.0	5.0	ug/l	89		72-120		
Dibromomethane	N.D.	1.0	5.0	ug/l	99		80-120		
1,2-Dichlorobenzene	N.D.	1.0	5.0	ug/l	96		80-120		
1,3-Dichlorobenzene	N.D.	1.0	5.0	ug/l	99		80-120		
1,4-Dichlorobenzene	N.D.	1.0	5.0	ug/l	96		80-120		
Dichlorodifluoromethane	N.D.	2.0	5.0	ug/l	81		47-120		
1,1-Dichloroethane	N.D.	1.0	5.0	ug/l	94		79-120		
1,2-Dichloroethane	N.D.	1.0	5.0	ug/l	103		64-130		
1,1-Dichloroethene	N.D.	0.80	5.0	ug/l	87		80-120		
cis-1,2-Dichloroethene	N.D.	0.80	5.0	ug/l	95		80-120		
trans-1,2-Dichloroethene	N.D.	0.80	5.0	ug/l	92		80-120		
1,2-Dichloropropane	N.D.	1.0	5.0	ug/l	98		80-120		
cis-1,3-Dichloropropene	N.D.	1.0	5.0	ug/l	98		78-120		
trans-1,3-Dichloropropene	N.D.	1.0	5.0	ug/l	88		79-120		
Methylene Chloride	N.D.	2.0	5.0	ug/l	89		80-126		
1,1,1,2-Tetrachloroethane	N.D.	1.0	5.0	ug/l	97		79-120		
1,1,2,2-Tetrachloroethane	N.D.	1.0	5.0	ug/l	94		75-123		
Tetrachloroethene	N.D.	0.80	5.0	ug/l	102		79-120		
1,1,1-Trichloroethane	N.D.	0.80	5.0	ug/l	97		70-121		
1,1,2-Trichloroethane	N.D.	0.80	5.0	ug/l	99		80-120		
Trichloroethene	N.D.	1.0	5.0	ug/l	97		80-120		
Trichlorofluoromethane	N.D.	2.0	5.0	ug/l	103		56-128		
1,2,3-Trichloropropane	N.D.	1.0	5.0	ug/l	95		76-120		
Vinyl Chloride	N.D.	1.0	5.0	ug/l	99		56-123		
Batch number: 121070037A	Sample number(s): 6612005-6612007,6612009								
Ethane	N.D.	1.0	5.0	ug/l	102	100	80-120	2	20
Ethene	N.D.	1.0	5.0	ug/l	102	98	75-130	3	20
Methane	N.D.	5.0	15	ug/l	98	95	80-120	3	20
Batch number: 121021848003	Sample number(s): 6612005-6612009								
Iron	N.D.	0.0141	0.200	mg/l	99		90-112		
Manganese	0.00065 J	0.00044	0.0050	mg/l	98		90-110		

*- Outside of specification

**-This limit was used in the evaluation of the final result for the blank

(1) The result for one or both determinations was less than five times the LOQ.

(2) The unspiked result was more than four times the spike added.

Quality Control Summary

Client Name: Atlantic Richfield(Parsons-NY)
Reported: 04/19/12 at 04:25 PM

Group Number: 1301327

<u>Analysis Name</u>	<u>Blank Result</u>	<u>Blank MDL**</u>	<u>Blank LOQ</u>	<u>Report Units</u>	<u>LCS %REC</u>	<u>LCSD %REC</u>	<u>LCS/LCSD Limits</u>	<u>RPD</u>	<u>RPD Max</u>
Batch number: 12102655602A	Sample number(s): 6612005-6612006,6612008-6612009								
Chloride	N.D.	0.20	0.40	mg/l	105		90-110		
Nitrate Nitrogen	N.D.	0.050	0.10	mg/l	103		90-110		
Nitrite Nitrogen	N.D.	0.080	0.10	mg/l	105		90-110		
Sulfate	N.D.	0.30	1.0	mg/l	105		90-110		
Batch number: 12107049504A	Sample number(s): 6612005-6612006,6612008-6612009								
Dissolved Organic Carbon	N.D.	0.50	1.0	mg/l	95		89-111		
Batch number: 12103023502A	Sample number(s): 6612005-6612009								
Biochemical Oxygen Demand					107		85-115		
Batch number: 12104400102B	Sample number(s): 6612005-6612009								
Chemical Oxygen Demand					101		94-110		

Sample Matrix Quality Control

Unspiked (UNSPK) = the sample used in conjunction with the matrix spike
Background (BKG) = the sample used in conjunction with the duplicate

<u>Analysis Name</u>	<u>MS %REC</u>	<u>MSD %REC</u>	<u>MS/MSD Limits</u>	<u>RPD</u>	<u>RPD MAX</u>	<u>BKG Conc</u>	<u>DUP Conc</u>	<u>DUP RPD</u>	<u>Dup RPD Max</u>
Batch number: N121072AA	Sample number(s): 6612005-6612007,6612009 UNSPK: 6612005								
Benzyl Chloride	71	81	62-120	13	30				
Bromobenzene	99	107	82-115	8	30				
Bromodichloromethane	101	108	78-125	7	30				
Bromoform	82	87	48-118	6	30				
Bromomethane	107	102	38-149	4	30				
Carbon Tetrachloride	98	104	72-135	6	30				
Chlorobenzene	105	111	87-124	6	30				
Chloroethane	110	105	51-145	4	30				
2-Chloroethyl Vinyl Ether	90	85	10-151	6	30				
Chloroform	100	108	81-134	7	30				
Chloromethane	100	98	67-154	2	30				
Dibromochloromethane	90	95	74-116	6	30				
Dibromomethane	98	107	83-119	8	30				
1,2-Dichlorobenzene	98	105	84-119	7	30				
1,3-Dichlorobenzene	99	108	86-121	9	30				
1,4-Dichlorobenzene	97	103	85-121	6	30				
Dichlorodifluoromethane	96	95	52-129	1	30				
1,1-Dichloroethane	101	107	84-129	6	30				
1,2-Dichloroethane	106	112	68-131	6	30				
1,1-Dichloroethene	98	107	85-142	8	30				
cis-1,2-Dichloroethene	86 (2)	244 (2)	85-125	5	30				
trans-1,2-Dichloroethene	103	109	87-126	5	30				
1,2-Dichloropropane	101	106	83-124	5	30				
cis-1,3-Dichloropropene	99	107	70-116	8	30				
trans-1,3-Dichloropropene	88	95	74-119	7	30				
Methylene Chloride	95	100	78-133	5	30				
1,1,1,2-Tetrachloroethane	101	107	82-119	7	30				
1,1,2,2-Tetrachloroethane	95	101	72-128	6	30				
Tetrachloroethene	113	120	80-128	6	30				
1,1,1-Trichloroethane	106	111	74-131	5	30				
1,1,2-Trichloroethane	102	106	77-124	4	30				

*- Outside of specification

** - This limit was used in the evaluation of the final result for the blank

(1) The result for one or both determinations was less than five times the LOQ.

(2) The unspiked result was more than four times the spike added.

Quality Control SummaryClient Name: Atlantic Richfield(Parsons-NY)
Reported: 04/19/12 at 04:25 PM

Group Number: 1301327

Sample Matrix Quality ControlUnspiked (UNSPK) = the sample used in conjunction with the matrix spike
Background (BKG) = the sample used in conjunction with the duplicate

<u>Analysis Name</u>	<u>MS</u> <u>%REC</u>	<u>MSD</u> <u>%REC</u>	<u>MS/MSD</u> <u>Limits</u>	<u>RPD</u> <u>MAX</u>	<u>BKG</u> <u>Conc</u>	<u>DUP</u> <u>Conc</u>	<u>DUP</u> <u>RPD</u>	<u>Dup</u> <u>RPD</u> <u>Max</u>
Trichloroethene	105	103	88-133	1	30			
Trichlorofluoromethane	121	119	64-146	2	30			
1,2,3-Trichloropropane	94	102	76-118	8	30			
Vinyl Chloride	107 (2)	94 (2)	66-133	2	30			
Batch number: 121070037A	Sample number(s): 6612005-6612007,6612009 UNSPK: 6612005							
Ethane	83	92	34-153	10	20			
Ethene	95	105	35-162	10	20			
Methane	71	80	35-157	9	20			
Batch number: 121021848003	Sample number(s): 6612005-6612009 UNSPK: 6612005 BKG: 6612005							
Iron	94	93	75-125	1	20	0.286	0.316	10 (1) 20
Manganese	95	94	75-125	1	20	0.0336	0.0333	1 20
Batch number: 12102655602A	Sample number(s): 6612005-6612006,6612008-6612009 UNSPK: 6612005 BKG: 6612005							
Chloride	116*		90-110		42.3	43.1	2	20
Nitrate Nitrogen	105		90-110		N.D.	N.D.	0 (1)	20
Nitrite Nitrogen	99		90-110		N.D.	N.D.	0 (1)	20
Sulfate	115*		90-110		1,540	1,630	6	20
Batch number: 12107049504A	Sample number(s): 6612005-6612006,6612008-6612009 UNSPK: 6612005 BKG: 6612005							
Dissolved Organic Carbon	100		54-135		1.9	1.9	2 (1)	2
Batch number: 12103023502A	Sample number(s): 6612005-6612009 UNSPK: 6612005 BKG: 6612005							
Biochemical Oxygen Demand	105	108	75-139	3	8	N.D.	N.D.	0 (1) 15
Batch number: 12104400102B	Sample number(s): 6612005-6612009 UNSPK: 6612005 BKG: 6612005							
Chemical Oxygen Demand	99	101	90-110	2	5	N.D.	N.D.	0 (1) 5

Surrogate Quality Control

Surrogate recoveries which are outside of the QC window are confirmed unless attributed to dilution or otherwise noted on the Analysis Report.

Analysis Name: PPL + Xylene (total) by 8260

Batch number: N121072AA

	Dibromofluoromethane	1,2-Dichloroethane-d4	Toluene-d8	4-Bromofluorobenzene
6612005	102	100	97	92
6612006	99	102	103	102
6612007	99	98	102	100
6612009	99	99	97	92
Blank	98	97	96	93
LCS	99	101	101	100
MS	99	102	103	102
MSD	99	98	102	100

Limits: 80-116 77-113 80-113 78-113

Analysis Name: Volatile Headspace Hydrocarbon

*- Outside of specification

**-This limit was used in the evaluation of the final result for the blank

(1) The result for one or both determinations was less than five times the LOQ.

(2) The unspiked result was more than four times the spike added.

Quality Control Summary

Client Name: Atlantic Richfield(Parsons-NY)
Reported: 04/19/12 at 04:25 PM

Group Number: 1301327

Surrogate Quality Control

Batch number: 121070037A
Propene

6612005	82
6612006	72
6612007	78
6612009	83
Blank	95
LCS	98
LCSD	94
MS	72
MSD	78

Limits: 42-131

*- Outside of specification

** - This limit was used in the evaluation of the final result for the blank

- (1) The result for one or both determinations was less than five times the LOQ.
- (2) The unspiked result was more than four times the spike added.

Project Name: BP Sanborn
LLI Group #: 1301327

General Comments:

Through our technical processes and second person review of data, we have established that our data/deliverables are in compliance with the methods and project requirements unless otherwise noted or previously resolved with the client. The compliance signature is located on the cover page of the Analysis Reports.

See the Laboratory Sample Analysis Record section of the Analysis Report for the method references.

All QC met criteria unless otherwise noted in an Analysis Specific Comment below. Refer to the QC Summary for specific values and acceptance criteria.

Project specific QC samples are included in this data set

Matrix QC may not be reported if site-specific QC samples were not submitted. In these situations, to demonstrate precision and accuracy at a batch level, a LCS/LCSD was performed, unless otherwise specified in the method.

Surrogate recoveries (if applicable) which are outside of the QC window are confirmed unless attributed to a dilution or otherwise noted in an Analysis Specific Comment below.

The samples were received at the appropriate temperature and in accordance with the chain of custody unless otherwise noted.

Analysis Specific Comments:**SW-846 8260B, GC/MS Volatiles**

Batch #: N121072AA (Sample number(s): 6612005-6612007, 6612009 UNSPK: 6612005)

The recovery(ies) for the following analyte(s) in the MS and/or MSD was outside the acceptance window: cis-1,2-Dichloroethene

EPA 300.0, Wet Chemistry

Batch #: 12102655602A (Sample number(s): 6612005-6612006, 6612008-6612009 UNSPK: 6612005 BKG: 6612005)

The recovery(ies) for the following analyte(s) in the MS was outside the acceptance window: Chloride, Sulfate

BP/ARC Project Name: BP Sanborn

Req Due Date (mm/dd/yy): _____ Rush TAT: Yes _____ No ☒

BP/ARC Facility No: _____

Lab Work Order Number: _____

Lab Name: <u>Lancaster Labs</u>	BP/ARC Facility Address: <u>2040 Cory Dr.</u>	Consultant/Contractor: <u>Parsons</u>
Lab Address: <u>2425 New Holland Pike, Lancaster, PA 17601</u>	City, State, ZIP Code: <u>Sanborn, NY 14122</u>	Consultant/Contractor Project No: _____
Lab PM: <u>Karlin U. Plasterer</u>	Lead Regulatory Agency: <u>NYS DEC</u>	Address: <u>40 LaRiviere Dr. Suite 350, Buffalo, NY 14202</u>
Lab Phone: <u>(717) 656-2300</u>	California Global ID No.: _____	Consultant/Contractor PM: <u>George Hernandez</u>
Lab Shipping Acct: _____	Enfos Proposal No: <u>D0084-0002</u>	Phone: <u>(716) 401-4990</u>
Lab Bottle Order No: _____	Accounting Mode: <u>10</u> Provision _____ OOC-BU _____ OOC-RM _____	Email EDD To: <u>Lorraine Weber</u>
Other Info: _____	Stage: <u>60</u> Activity: <u>81</u>	Invoice To: <u>BP/ARC</u> <input checked="" type="checkbox"/> Contractor _____

BP/ARC EBM: <u>Bill Barber</u>				Matrix		No. Containers / Preservative							Requested Analyses										Report Type & QC Level	
EBM Phone: <u>(216) 271-8038</u>				Soil / Solid	Water / Liquid	Air / Vapor	Total Number of Containers	Unpreserved	H ₂ SO ₄	HNO ₃	HCl	Methanol	8260 Long List	COD	BOD	Iron + Manganese	DOC	Sulfate	Chloride, Nitrate, Nitrite	Methane, Ethane, Propane			Standard _____	
EBM Email:																							Full Data Package _____	
Lab No.	Sample Description	Date	Time																				Comments	
	B-13	4/10/12	1055	X			3	X					X										Note: If sample not collected, indicate "No Sample" in comments and single-strike out and initial any preprinted sample description.	
	B-13		1055				1		X				X											
	B-13		1055				1	X						X										
	B-13		1055				1			X					X									
	B-13		1055				1	X								X								
	B-13		1055				2	X										X						
	B-13		1055				2			X									X					
	B-19						3	X					X											
	B-19						1		X				X											
	B-19						1	X						X										

Sampler's Name: <u>Richard C Becken</u>	Relinquished By / Affiliation: <u>Richard C Becken am</u>	Date: <u>4/10/12</u>	Time: <u>1500</u>	Accepted By / Affiliation: _____	Date: _____	Time: _____
Sampler's Company: <u>O&M Enterprises Inc.</u>						
Shipment Method: <u>Fed Ex</u> Ship Date: <u>4/10/12</u>						
Shipment Tracking No: <u>875329891920</u>						

Special Instructions:

THIS LINE - LAB USE ONLY: Custody Seals In Place: <input checked="" type="checkbox"/> Yes / No	Temp Blank: <input checked="" type="checkbox"/> Yes / No	Cooler Temp on Receipt: <u>3.1</u> °F/C	Trip Blank: <input checked="" type="checkbox"/> Yes / No	MS/MSD Sample Submitted: <input checked="" type="checkbox"/> Yes / No
--	--	---	--	---

BP/ARC Project Name: BP, Sanborn
BP/ARC Facility No: _____

Req Due Date (mm/dd/yy): _____ Rush TAT: Yes _____ No _____
Lab Work Order Number: _____

Lab Name: <u>Lancaster Labs</u>	BP/ARC Facility Address: <u>2040 Cory Dr.</u>	Consultant/Contractor: <u>Parsons</u>
Lab Address: <u>2425 New Holland Pike Lancaster, PA 17601</u>	City, State, ZIP Code: <u>Sanborn, NY</u>	Consultant/Contractor Project No: _____
Lab PM: <u>Kaitlin N. Plasker</u>	Lead Regulatory Agency: <u>NYS DEC</u>	Address: <u>454 Riverside Dr. Suite 350, Buffalo, NY 14202</u>
Lab Phone: <u>(717) 656-2300</u>	California Global ID No: _____	Consultant/Contractor PM: <u>George Hermance</u>
Lab Shipping Acct: _____	Enfos Proposal No: <u>D00B4-0002</u>	Phone: <u>(716) 407-4950</u>
Lab Bottle Order No: _____	Accounting Mode: <u>10</u> Provision _____ OOC-BU _____ OOC-RM _____	Email EDD To: <u>Lorraine Weber</u>
Other Info: _____	Stage: <u>60</u> Activity: <u>81</u>	Invoice To: BP/ARC _____ Contractor _____

BP/ARC EBM: <u>Bill Barber</u>				Matrix				No. Containers / Preservative						Requested Analyses										Report Type & QC Level																																																																																																																																																																																																																																																																																																																																																																																																																																																																																																																																																																											
EBM Phone: <u>(216) 271-8038</u>																																																																																																																																																																																																																																																																																																																																																																																																																																																																																																																																																																																																			</

Sampler's Name: <u>Richard Becker</u>	Relinquished By / Affiliation: <u>Richard Becker</u>	Date: <u>4/10/12</u>	Time: <u>1500</u>	Accepted By / Affiliation: _____	Date: _____	Time: _____
Sampler's Company: <u>DM Enterprises, Inc</u>						
Shipment Method: <u>Fed Ex</u>	Ship Date: <u>4/13/12</u>					
Shipment Tracking No: <u>875329891920</u>				<u>Hangul</u>	<u>LL</u>	<u>4/11/12</u> <u>0910</u>

Special Instructions:

THIS LINE - LAB USE ONLY: Custody Seals In Place: <u>(3)</u> / No	Temp Blank: <u>(3)</u> / No	Cooler Temp on Receipt: <u>3.1</u> °F/C	Trip Blank: <u>(3)</u> / No	MS/MSD Sample Submitted: <u>(3)</u> / No
---	-----------------------------	---	-----------------------------	--

BP/ARC Project Name: BP, Sanborn
BP/ARC Facility No: _____

Req Due Date (mm/dd/yy): _____ Rush TAT: Yes _____ No ☒
Lab Work Order Number: _____

Lab Name: <u>Concater Labs</u>	BP/ARC Facility Address: <u>2040 Cory Dr.</u>	Consultant/Contractor: <u>Parsons</u>
Lab Address: <u>2425 New Holland Pike Lancaster, PA 17601</u>	City, State, ZIP Code: <u>Sanborn, NY 14132</u>	Consultant/Contractor Project No: _____
Lab PM: <u>Kathlin N. Plasterer</u>	Lead Regulatory Agency: <u>NYS DEC</u>	Address: <u>40 LaRue Dr. Suite 350 Buffalo, NY 14202</u>
Lab Phone: <u>(717) 656-2300</u>	California Global ID No.: _____	Consultant/Contractor PM: <u>George Hernandez</u>
Lab Shipping Acct: _____	Enfos Proposal No: <u>DO084-0002</u>	Phone: <u>(716) 407-4990</u>
Lab Bottle Order No: _____	Accounting Mode: <u>10</u> Provision _____ OOC-BU _____ OOC-RM _____	Email EDD To: <u>Lorraine Weber</u>
Other Info: _____	Stage: <u>60</u> Activity: <u>81</u>	Invoice To: <u>BP/ARC</u> Contractor _____

BP/ARC EBM: <u>Bill Barber</u>				Matrix				No. Containers / Preservative						Requested Analyses						Report Type & QC Level																																																																																																																																																																																																																																																																																																																																																																																																																																																																																																																																																																																																																																																																																																																																																																																																																																																																																																																																																																																																																																																																																																																																																																																																																																																																																																																																																																																																																
EBM Phone: <u>(216) 271-8038</u>																				Standard _____																																																																																																																																																																																																																																																																																																																																																																																																																																																																																																																																																																																																																																																																																																																																																																																																																																																																																																																																																																																																																																																																																																																																																																																																																																																																																																																																																																																																																
EBM Email:																				Full Data Package _____																																																																																																																																																																																																																																																																																																																																																																																																																																																																																																																																																																																																																																																																																																																																																																																																																																																																																																																																																																																																																																																																																																																																																																																																																																																																																																																																																																																																																
Lab No.	Sample Description	Date	Time	Soil / Solid	Water / Liquid	Air / Vapor		Total Number of Containers	Unpreserved	H ₂ SO ₄	HNO ₃	HCl	Methanol																																																																																																																																																																																																																																																																																																																																																																																																																																																																																																																																																																																																																																																																																																																																																																																																																																																																																																																																																																																																																																																																																																																																																																																																																																																																																																																																																																																																																							

Sampler's Name: <u>Richard C Becker</u>	Relinquished By / Affiliation: <u>Richard C Becker</u>	Date: <u>4/10/12</u>	Time: <u>1500</u>	Accepted By / Affiliation: _____	Date: _____	Time: _____
Sampler's Company: <u>Arm Ext.</u>						
Shipment Method: <u>Fed Ex</u>	Ship Date: <u>4/10/12</u>					
Shipment Tracking No: <u>875329891920</u>				<u>Harry M. LI</u>	<u>4/11/12</u>	<u>0910</u>

Special Instructions:

THIS LINE - LAB USE ONLY: Custody Seals In Place <input checked="" type="checkbox"/> Yes / No	Temp Blank: <input checked="" type="checkbox"/> Yes / No	Cooler Temp on Receipt: <u>31</u> °F/C	Trip Blank: <input checked="" type="checkbox"/> Yes / No	MS/MSD Sample Submitted <input checked="" type="checkbox"/> Yes / No
---	--	--	--	--

Environmental Sample Administration
Receipt Documentation LogClient/Project: ParsonsShipping Container Sealed: YES NODate of Receipt: 4/11/12Custody Seal Present *: YES NOTime of Receipt: 0910* Custody seal was intact unless otherwise noted in the
discrepancy sectionSource Code: 50-1Package: Chilled Not Chilled

Temperature of Shipping Containers							
Cooler #	Thermometer ID	Temperature (°C)	Temp Bottle (TB) or Surface Temp (ST)	Wet Ice (WI) or Dry Ice (DI) or Ice Packs (IP)	Ice Present? Y/N	Loose (L) Bagged Ice (B) or NA	Comments
1	2137	3.1°C	TB	WI	Y	B	
2	↓	2.7°C	↓	↓	↓	↓	
3							
4							
5							
6							

Number of Trip Blanks received NOT listed on chain of custody: 2

Paperwork Discrepancy/Unpacking Problems:

Unpacker Signature/Emp#: [Signature] 2816 Date/Time: 4/10/12 1000

Explanation of Symbols and Abbreviations

The following defines common symbols and abbreviations used in reporting technical data:

RL	Reporting Limit	BMQL	Below Minimum Quantitation Level
N.D.	none detected	MPN	Most Probable Number
TNTC	Too Numerous To Count	CP Units	cobalt-chloroplatinate units
IU	International Units	NTU	nephelometric turbidity units
umhos/cm	micromhos/cm	ng	nanogram(s)
C	degrees Celsius	F	degrees Fahrenheit
meq	milliequivalents	lb.	pound(s)
g	gram(s)	kg	kilogram(s)
µg	microgram(s)	mg	milligram(s)
mL	milliliter(s)	L	liter(s)
m³	cubic meter(s)	µL	microliter(s)
		pg/L	picogram/liter
<	less than - The number following the sign is the <u>limit of quantitation</u> , the smallest amount of analyte which can be reliably determined using this specific test.		
>	greater than		
ppm	parts per million - One ppm is equivalent to one milligram per kilogram (mg/kg), or one gram per million grams. For aqueous liquids, ppm is usually taken to be equivalent to milligrams per liter (mg/l), because one liter of water has a weight very close to a kilogram. For gases or vapors, one ppm is equivalent to one microliter of gas per liter of gas.		
ppb	parts per billion		
Dry weight basis	Results printed under this heading have been adjusted for moisture content. This increases the analyte weight concentration to approximate the value present in a similar sample without moisture. All other results are reported on an as-received basis.		

Data Qualifiers:

C – result confirmed by reanalysis.

J - estimated value – The result is \geq the Method Detection Limit (MDL) and $<$ the Limit of Quantitation (LOQ).

U.S. EPA CLP Data Qualifiers:

Organic Qualifiers		Inorganic Qualifiers	
A	TIC is a possible aldol-condensation product	B	Value is $<$ CRDL, but \geq IDL
B	Analyte was also detected in the blank	E	Estimated due to interference
C	Pesticide result confirmed by GC/MS	M	Duplicate injection precision not met
D	Compound quantitated on a diluted sample	N	Spike sample not within control limits
E	Concentration exceeds the calibration range of the instrument	S	Method of standard additions (MSA) used for calculation
N	Presumptive evidence of a compound (TICs only)	U	Compound was not detected
P	Concentration difference between primary and confirmation columns $>25\%$	W	Post digestion spike out of control limits
U	Compound was not detected	*	Duplicate analysis not within control limits
X,Y,Z	Defined in case narrative	+	Correlation coefficient for MSA <0.995

Analytical test results meet all requirements of NELAC unless otherwise noted under the individual analysis.

Measurement uncertainty values, as applicable, are available upon request.

Tests results relate only to the sample tested. Clients should be aware that a critical step in a chemical or microbiological analysis is the collection of the sample. Unless the sample analyzed is truly representative of the bulk of material involved, the test results will be meaningless. If you have questions regarding the proper techniques of collecting samples, please contact us. We cannot be held responsible for sample integrity, however, unless sampling has been performed by a member of our staff. This report shall not be reproduced except in full, without the written approval of the laboratory.

Times are local to the area of activity. Parameters listed in the 40 CFR part 136 Table II as "analyze immediately" are not performed within 15 minutes.

WARRANTY AND LIMITS OF LIABILITY - In accepting analytical work, we warrant the accuracy of test results for the sample as submitted. THE FOREGOING EXPRESS WARRANTY IS EXCLUSIVE AND IS GIVEN IN LIEU OF ALL OTHER WARRANTIES, EXPRESSED OR IMPLIED. WE DISCLAIM ANY OTHER WARRANTIES, EXPRESSED OR IMPLIED, INCLUDING A WARRANTY OF FITNESS FOR PARTICULAR PURPOSE AND WARRANTY OF MERCHANTABILITY. IN NO EVENT SHALL LANCASTER LABORATORIES BE LIABLE FOR INDIRECT, SPECIAL, CONSEQUENTIAL, OR INCIDENTAL DAMAGES INCLUDING, BUT NOT LIMITED TO, DAMAGES FOR LOSS OF PROFIT OR GOODWILL REGARDLESS OF (A) THE NEGLIGENCE (EITHER SOLE OR CONCURRENT) OF LANCASTER LABORATORIES AND (B) WHETHER LANCASTER LABORATORIES HAS BEEN INFORMED OF THE POSSIBILITY OF SUCH DAMAGES. We accept no legal responsibility for the purposes for which the client uses the test results. No purchase order or other order for work shall be accepted by Lancaster Laboratories which includes any conditions that vary from the Standard Terms and Conditions, and Lancaster hereby objects to any conflicting terms contained in any acceptance or order submitted by client.

ANALYTICAL RESULTS

Prepared by:

Lancaster Laboratories
2425 New Holland Pike
Lancaster, PA 17605-2425

Prepared for:

Atlantic Richfield(Parsons-NY)
BP Corporation
501 WestLake Park Blvd
Houston TX 77079

April 19, 2012

Project: BP Sanborn

Submittal Date: 04/11/2012

Group Number: 1301328

PO Number: D00B4-0002

Release Number: BARBER

State of Sample Origin: NY

Client Sample Description

B-22 Water

B-48 Water

Lancaster Labs (LLI) #

6612011

6612012

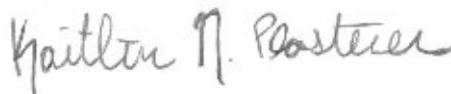
The specific methodologies used in obtaining the enclosed analytical results are indicated on the Laboratory Sample Analysis Record.

ELECTRONIC Parsons
COPY TO
ELECTRONIC Parsons
COPY TO

Attn: George Hermance

Attn: Lorraine Weber

Respectfully Submitted,



Kaitlin N. Plasterer
Specialist

(717) 556-7323

Sample Description: B-22 Water
BP Sanborn COC: 192445
2040 Cory Dr - Sanborn, NY B-22

LLI Sample # WW 6612011
LLI Group # 1301328
Account # 12495

Project Name: BP Sanborn

Collected: 04/10/2012 09:10 by RCB

Atlantic Richfield(Parsons-NY)

Submitted: 04/11/2012 09:10

BP Corporation

Reported: 04/19/2012 16:26

501 WestLake Park Blvd
Houston TX 77079

B-22-

CAT No.	Analysis Name	CAS Number	As Received Result	As Received Method Detection Limit*	As Received Limit of Quantitation	Dilution Factor
GC/MS	Volatiles	SW-846 8260B	ug/l	ug/l	ug/l	
10903	Benzyl Chloride	100-44-7	N.D.	1.0	5.0	1
10903	Bromobenzene	108-86-1	N.D.	1.0	5.0	1
10903	Bromodichloromethane	75-27-4	N.D.	1.0	5.0	1
10903	Bromoform	75-25-2	N.D.	1.0	5.0	1
10903	Bromomethane	74-83-9	N.D.	1.0	5.0	1
10903	Carbon Tetrachloride	56-23-5	N.D.	1.0	5.0	1
10903	Chlorobenzene	108-90-7	N.D.	0.80	5.0	1
10903	Chloroethane	75-00-3	N.D.	1.0	5.0	1
10903	2-Chloroethyl Vinyl Ether	110-75-8	N.D.	2.0	10	1
	2-Chloroethyl vinyl ether may not be recovered if acid was used to preserve this sample.					
10903	Chloroform	67-66-3	N.D.	0.80	5.0	1
10903	Chloromethane	74-87-3	N.D.	1.0	5.0	1
10903	Dibromochloromethane	124-48-1	N.D.	1.0	5.0	1
10903	Dibromomethane	74-95-3	N.D.	1.0	5.0	1
10903	1,2-Dichlorobenzene	95-50-1	N.D.	1.0	5.0	1
10903	1,3-Dichlorobenzene	541-73-1	N.D.	1.0	5.0	1
10903	1,4-Dichlorobenzene	106-46-7	N.D.	1.0	5.0	1
10903	Dichlorodifluoromethane	75-71-8	N.D.	2.0	5.0	1
10903	1,1-Dichloroethane	75-34-3	N.D.	1.0	5.0	1
10903	1,2-Dichloroethane	107-06-2	N.D.	1.0	5.0	1
10903	1,1-Dichloroethene	75-35-4	N.D.	0.80	5.0	1
10903	cis-1,2-Dichloroethene	156-59-2	120	0.80	5.0	1
10903	trans-1,2-Dichloroethene	156-60-5	4.0 J	0.80	5.0	1
10903	1,2-Dichloropropane	78-87-5	N.D.	1.0	5.0	1
10903	cis-1,3-Dichloropropene	10061-01-5	N.D.	1.0	5.0	1
10903	trans-1,3-Dichloropropene	10061-02-6	N.D.	1.0	5.0	1
10903	Methylene Chloride	75-09-2	N.D.	2.0	5.0	1
10903	1,1,1,2-Tetrachloroethane	630-20-6	N.D.	1.0	5.0	1
10903	1,1,2,2-Tetrachloroethane	79-34-5	N.D.	1.0	5.0	1
10903	Tetrachloroethene	127-18-4	N.D.	0.80	5.0	1
10903	1,1,1-Trichloroethane	71-55-6	N.D.	0.80	5.0	1
10903	1,1,2-Trichloroethane	79-00-5	N.D.	0.80	5.0	1
10903	Trichloroethene	79-01-6	20	1.0	5.0	1
10903	Trichlorofluoromethane	75-69-4	N.D.	2.0	5.0	1
10903	1,2,3-Trichloropropane	96-18-4	N.D.	1.0	5.0	1
10903	Vinyl Chloride	75-01-4	N.D.	1.0	5.0	1
GC	Miscellaneous	RSKSOP-175 08/11/94 modified	ug/l	ug/l	ug/l	
07105	Ethane	74-84-0	N.D.	1.0	5.0	1
07105	Ethene	74-85-1	N.D.	1.0	5.0	1
07105	Methane	74-82-8	N.D.	5.0	15	1
Metals		SW-846 6010B	mg/l	mg/l	mg/l	
01754	Iron	7439-89-6	N.D.	0.0141	0.200	1
07058	Manganese	7439-96-5	0.0021 J	0.00044	0.0050	1

*=This limit was used in the evaluation of the final result

Sample Description: B-22 Water
BP Sanborn COC: 192445
2040 Cory Dr - Sanborn, NY B-22

LLI Sample # WW 6612011
LLI Group # 1301328
Account # 12495

Project Name: BP Sanborn

Collected: 04/10/2012 09:10 by RCB

Atlantic Richfield(Parsons-NY)

Submitted: 04/11/2012 09:10

BP Corporation

Reported: 04/19/2012 16:26

501 WestLake Park Blvd
Houston TX 77079

B-22-

CAT No.	Analysis Name	CAS Number	As Received Result	As Received Method Detection Limit*	As Received Limit of Quantitation	Dilution Factor
Wet Chemistry EPA 300.0						
00224	Chloride	16887-00-6	143	20.0	40.0	100
00368	Nitrate Nitrogen	14797-55-8	N.D.	0.25	0.50	5
01506	Nitrite Nitrogen	14797-65-0	N.D.	0.40	0.50	5
00228	Sulfate	14808-79-8	311	30.0	100	100
EPA 415.1 modified						
07547	Dissolved Organic Carbon	n.a.	2.2	0.50	1.0	1
EPA 410.4						
04001	Chemical Oxygen Demand	n.a.	N.D.	12.8	50.0	1
SM20 5210 B						
00235	Biochemical Oxygen Demand	n.a.	N.D.	4.1	4.1	1

General Sample Comments

State of New York Certification No. 10670

All QC is compliant unless otherwise noted. Please refer to the Quality Control Summary for overall QC performance data and associated samples.

Laboratory Sample Analysis Record

CAT No.	Analysis Name	Method	Trial#	Batch#	Analysis Date and Time	Analyst	Dilution Factor
10903	VOCs 8260 Parsons Specs List	SW-846 8260B	1	N121072AA	04/17/2012 01:54	Kelly E Keller	1
01163	GC/MS VOA Water Prep	SW-846 5030B	1	N121072AA	04/17/2012 01:54	Kelly E Keller	1
07105	Volatile Headspace Hydrocarbon	RSKSOP-175 08/11/94 modified	1	121070037A	04/17/2012 21:52	Elizabeth J Marin	1
01754	Iron	SW-846 6010B	1	121021848003	04/15/2012 10:16	Damary Valentin	1
07058	Manganese	SW-846 6010B	1	121021848003	04/15/2012 10:16	Damary Valentin	1
01848	WW SW846 ICP Digest (tot rec)	SW-846 3005A	1	121021848003	04/12/2012 11:32	James L Mertz	1
00224	Chloride	EPA 300.0	1	12102655602A	04/12/2012 01:27	Christopher D Meeks	100
00368	Nitrate Nitrogen	EPA 300.0	1	12102655602A	04/11/2012 21:13	Christopher D Meeks	5
01506	Nitrite Nitrogen	EPA 300.0	1	12102655602A	04/11/2012 21:13	Christopher D Meeks	5
00228	Sulfate	EPA 300.0	1	12102655602A	04/12/2012 01:27	Christopher D Meeks	100
07547	Dissolved Organic Carbon	EPA 415.1 modified	1	12107049504A	04/17/2012 00:50	James S Mathiot	1
04001	Chemical Oxygen Demand	EPA 410.4	1	12104400102B	04/13/2012 06:33	Susan A Engle	1
00235	Biochemical Oxygen Demand	SM20 5210 B	1	12103023502A	04/12/2012 06:11	Susan A Engle	1

*=This limit was used in the evaluation of the final result

Sample Description: B-48 Water
BP Sanborn COC: 192445
2040 Cory Dr - Sanborn, NY B-48

LLI Sample # WW 6612012
LLI Group # 1301328
Account # 12495

Project Name: BP Sanborn

Collected: 04/10/2012 14:05 by RCB

Atlantic Richfield(Parsons-NY)

Submitted: 04/11/2012 09:10

BP Corporation

Reported: 04/19/2012 16:26

501 WestLake Park Blvd
Houston TX 77079

B-48-

CAT No.	Analysis Name	CAS Number	As Received Result	As Received Method Detection Limit*	As Received Limit of Quantitation	Dilution Factor
GC/MS	Volatiles	SW-846 8260B	ug/l	ug/l	ug/l	
10903	Benzyl Chloride	100-44-7	N.D.	1.0	5.0	1
10903	Bromobenzene	108-86-1	N.D.	1.0	5.0	1
10903	Bromodichloromethane	75-27-4	N.D.	1.0	5.0	1
10903	Bromoform	75-25-2	N.D.	1.0	5.0	1
10903	Bromomethane	74-83-9	N.D.	1.0	5.0	1
10903	Carbon Tetrachloride	56-23-5	N.D.	1.0	5.0	1
10903	Chlorobenzene	108-90-7	N.D.	0.80	5.0	1
10903	Chloroethane	75-00-3	N.D.	1.0	5.0	1
10903	2-Chloroethyl Vinyl Ether	110-75-8	N.D.	2.0	10	1
	2-Chloroethyl vinyl ether may not be recovered if acid was used to preserve this sample.					
10903	Chloroform	67-66-3	N.D.	0.80	5.0	1
10903	Chloromethane	74-87-3	N.D.	1.0	5.0	1
10903	Dibromochloromethane	124-48-1	N.D.	1.0	5.0	1
10903	Dibromomethane	74-95-3	N.D.	1.0	5.0	1
10903	1,2-Dichlorobenzene	95-50-1	N.D.	1.0	5.0	1
10903	1,3-Dichlorobenzene	541-73-1	N.D.	1.0	5.0	1
10903	1,4-Dichlorobenzene	106-46-7	N.D.	1.0	5.0	1
10903	Dichlorodifluoromethane	75-71-8	N.D.	2.0	5.0	1
10903	1,1-Dichloroethane	75-34-3	N.D.	1.0	5.0	1
10903	1,2-Dichloroethane	107-06-2	N.D.	1.0	5.0	1
10903	1,1-Dichloroethene	75-35-4	N.D.	0.80	5.0	1
10903	cis-1,2-Dichloroethene	156-59-2	N.D.	0.80	5.0	1
10903	trans-1,2-Dichloroethene	156-60-5	N.D.	0.80	5.0	1
10903	1,2-Dichloropropane	78-87-5	N.D.	1.0	5.0	1
10903	cis-1,3-Dichloropropene	10061-01-5	N.D.	1.0	5.0	1
10903	trans-1,3-Dichloropropene	10061-02-6	N.D.	1.0	5.0	1
10903	Methylene Chloride	75-09-2	N.D.	2.0	5.0	1
10903	1,1,1,2-Tetrachloroethane	630-20-6	N.D.	1.0	5.0	1
10903	1,1,2,2-Tetrachloroethane	79-34-5	N.D.	1.0	5.0	1
10903	Tetrachloroethene	127-18-4	N.D.	0.80	5.0	1
10903	1,1,1-Trichloroethane	71-55-6	N.D.	0.80	5.0	1
10903	1,1,2-Trichloroethane	79-00-5	N.D.	0.80	5.0	1
10903	Trichloroethene	79-01-6	2.1 J	1.0	5.0	1
10903	Trichlorofluoromethane	75-69-4	N.D.	2.0	5.0	1
10903	1,2,3-Trichloropropane	96-18-4	N.D.	1.0	5.0	1
10903	Vinyl Chloride	75-01-4	N.D.	1.0	5.0	1
GC	Miscellaneous	RKSOP-175 08/11/94 modified	ug/l	ug/l	ug/l	
07105	Ethane	74-84-0	N.D.	1.0	5.0	1
07105	Ethene	74-85-1	N.D.	1.0	5.0	1
07105	Methane	74-82-8	N.D.	5.0	15	1
Metals		SW-846 6010B	mg/l	mg/l	mg/l	
01754	Iron	7439-89-6	N.D.	0.0141	0.200	1
07058	Manganese	7439-96-5	0.0127	0.00044	0.0050	1

*=This limit was used in the evaluation of the final result

Sample Description: B-48 Water
BP Sanborn COC: 192445
2040 Cory Dr - Sanborn, NY B-48

LLI Sample # WW 6612012
LLI Group # 1301328
Account # 12495

Project Name: BP Sanborn

Collected: 04/10/2012 14:05 by RCB

Atlantic Richfield(Parsons-NY)

Submitted: 04/11/2012 09:10

BP Corporation

Reported: 04/19/2012 16:26

501 WestLake Park Blvd
Houston TX 77079

B-48-

CAT No.	Analysis Name	CAS Number	As Received Result	As Received Method Detection Limit*	As Received Limit of Quantitation	Dilution Factor
Wet Chemistry EPA 300.0			mg/l	mg/l	mg/l	
00224	Chloride	16887-00-6	97.0	20.0	40.0	100
00368	Nitrate Nitrogen	14797-55-8	0.71	0.25	0.50	5
01506	Nitrite Nitrogen	14797-65-0	N.D.	0.40	0.50	5
00228	Sulfate	14808-79-8	168	30.0	100	100
EPA 415.1 modified			mg/l	mg/l	mg/l	
07547	Dissolved Organic Carbon	n.a.	2.2	0.50	1.0	1
EPA 410.4			mg/l	mg/l	mg/l	
04001	Chemical Oxygen Demand	n.a.	N.D.	12.8	50.0	1
SM20 5210 B			mg/l	mg/l	mg/l	
00235	Biochemical Oxygen Demand	n.a.	N.D.	4.4	4.4	1

General Sample Comments

State of New York Certification No. 10670

All QC is compliant unless otherwise noted. Please refer to the Quality Control Summary for overall QC performance data and associated samples.

Laboratory Sample Analysis Record

CAT No.	Analysis Name	Method	Trial#	Batch#	Analysis Date and Time	Analyst	Dilution Factor
10903	VOCs 8260 Parsons Specs List	SW-846 8260B	1	N121072AA	04/17/2012 02:17	Kelly E Keller	1
01163	GC/MS VOA Water Prep	SW-846 5030B	1	N121072AA	04/17/2012 02:17	Kelly E Keller	1
07105	Volatile Headspace Hydrocarbon	RSKSOP-175 08/11/94 modified	1	121070037A	04/17/2012 22:34	Elizabeth J Marin	1
01754	Iron	SW-846 6010B	1	121021848003	04/15/2012 10:20	Damary Valentin	1
07058	Manganese	SW-846 6010B	1	121021848003	04/15/2012 10:20	Damary Valentin	1
01848	WW SW846 ICP Digest (tot rec)	SW-846 3005A	1	121021848003	04/12/2012 11:32	James L Mertz	1
00224	Chloride	EPA 300.0	1	12102655602A	04/12/2012 01:42	Christopher D Meeks	100
00368	Nitrate Nitrogen	EPA 300.0	1	12102655602A	04/11/2012 21:28	Christopher D Meeks	5
01506	Nitrite Nitrogen	EPA 300.0	1	12102655602A	04/11/2012 21:28	Christopher D Meeks	5
00228	Sulfate	EPA 300.0	1	12102655602A	04/12/2012 01:42	Christopher D Meeks	100
07547	Dissolved Organic Carbon	EPA 415.1 modified	1	12107049504A	04/17/2012 01:04	James S Mathiot	1
04001	Chemical Oxygen Demand	EPA 410.4	1	12104400102B	04/13/2012 06:33	Susan A Engle	1
00235	Biochemical Oxygen Demand	SM20 5210 B	1	12103023502A	04/12/2012 06:11	Susan A Engle	1

*=This limit was used in the evaluation of the final result

Quality Control SummaryClient Name: Atlantic Richfield(Parsons-NY)
Reported: 04/19/12 at 04:26 PM

Group Number: 1301328

Matrix QC may not be reported if insufficient sample or site-specific QC samples were not submitted. In these situations, to demonstrate precision and accuracy at a batch level, a LCS/LCSD was performed, unless otherwise specified in the method.

All Inorganic Initial Calibration and Continuing Calibration Blanks met acceptable method criteria unless otherwise noted on the Analysis Report.

Laboratory Compliance Quality Control

<u>Analysis Name</u>	<u>Blank Result</u>	<u>Blank MDL**</u>	<u>Blank LOQ</u>	<u>Report Units</u>	<u>LCS %REC</u>	<u>LCSD %REC</u>	<u>LCS/LCSD Limits</u>	<u>RPD</u>	<u>RPD Max</u>
Batch number: N121072AA	Sample number(s): 6612011-6612012								
Benzyl Chloride	N.D.	1.0	5.0	ug/l	74		60-120		
Bromobenzene	N.D.	1.0	5.0	ug/l	98		80-120		
Bromodichloromethane	N.D.	1.0	5.0	ug/l	98		73-120		
Bromoform	N.D.	1.0	5.0	ug/l	82		61-120		
Bromomethane	N.D.	1.0	5.0	ug/l	95		44-120		
Carbon Tetrachloride	N.D.	1.0	5.0	ug/l	88		67-122		
Chlorobenzene	N.D.	0.80	5.0	ug/l	101		80-120		
Chloroethane	N.D.	1.0	5.0	ug/l	95		49-129		
2-Chloroethyl Vinyl Ether	N.D.	2.0	10	ug/l	92		56-129		
Chloroform	N.D.	0.80	5.0	ug/l	98		77-122		
Chloromethane	N.D.	1.0	5.0	ug/l	92		60-129		
Dibromochloromethane	N.D.	1.0	5.0	ug/l	89		72-120		
Dibromomethane	N.D.	1.0	5.0	ug/l	99		80-120		
1,2-Dichlorobenzene	N.D.	1.0	5.0	ug/l	96		80-120		
1,3-Dichlorobenzene	N.D.	1.0	5.0	ug/l	99		80-120		
1,4-Dichlorobenzene	N.D.	1.0	5.0	ug/l	96		80-120		
Dichlorodifluoromethane	N.D.	2.0	5.0	ug/l	81		47-120		
1,1-Dichloroethane	N.D.	1.0	5.0	ug/l	94		79-120		
1,2-Dichloroethane	N.D.	1.0	5.0	ug/l	103		64-130		
1,1-Dichloroethene	N.D.	0.80	5.0	ug/l	87		80-120		
cis-1,2-Dichloroethene	N.D.	0.80	5.0	ug/l	95		80-120		
trans-1,2-Dichloroethene	N.D.	0.80	5.0	ug/l	92		80-120		
1,2-Dichloropropane	N.D.	1.0	5.0	ug/l	98		80-120		
cis-1,3-Dichloropropene	N.D.	1.0	5.0	ug/l	98		78-120		
trans-1,3-Dichloropropene	N.D.	1.0	5.0	ug/l	88		79-120		
Methylene Chloride	N.D.	2.0	5.0	ug/l	89		80-126		
1,1,1,2-Tetrachloroethane	N.D.	1.0	5.0	ug/l	97		79-120		
1,1,2,2-Tetrachloroethane	N.D.	1.0	5.0	ug/l	94		75-123		
Tetrachloroethene	N.D.	0.80	5.0	ug/l	102		79-120		
1,1,1-Trichloroethane	N.D.	0.80	5.0	ug/l	97		70-121		
1,1,2-Trichloroethane	N.D.	0.80	5.0	ug/l	99		80-120		
Trichloroethene	N.D.	1.0	5.0	ug/l	97		80-120		
Trichlorofluoromethane	N.D.	2.0	5.0	ug/l	103		56-128		
1,2,3-Trichloropropane	N.D.	1.0	5.0	ug/l	95		76-120		
Vinyl Chloride	N.D.	1.0	5.0	ug/l	99		56-123		
Batch number: 121070037A	Sample number(s): 6612011-6612012								
Ethane	N.D.	1.0	5.0	ug/l	102	100	80-120	2	20
Ethene	N.D.	1.0	5.0	ug/l	102	98	75-130	3	20
Methane	N.D.	5.0	15	ug/l	98	95	80-120	3	20
Batch number: 121021848003	Sample number(s): 6612011-6612012								
Iron	N.D.	0.0141	0.200	mg/l	99		90-112		
Manganese	0.00065 J	0.00044	0.0050	mg/l	98		90-110		

*- Outside of specification

**-This limit was used in the evaluation of the final result for the blank

(1) The result for one or both determinations was less than five times the LOQ.

(2) The unspiked result was more than four times the spike added.

Quality Control Summary

Client Name: Atlantic Richfield(Parsons-NY)
Reported: 04/19/12 at 04:26 PM

Group Number: 1301328

<u>Analysis Name</u>	<u>Blank Result</u>	<u>Blank MDL**</u>	<u>Blank LOQ</u>	<u>Report Units</u>	<u>LCS %REC</u>	<u>LCSD %REC</u>	<u>LCS/LCSD Limits</u>	<u>RPD</u>	<u>RPD Max</u>
Batch number: 12102655602A	Sample number(s): 6612011-6612012								
Chloride	N.D.	0.20	0.40	mg/l	105		90-110		
Nitrate Nitrogen	N.D.	0.050	0.10	mg/l	103		90-110		
Nitrite Nitrogen	N.D.	0.080	0.10	mg/l	105		90-110		
Sulfate	N.D.	0.30	1.0	mg/l	105		90-110		
Batch number: 12107049504A	Sample number(s): 6612011-6612012								
Dissolved Organic Carbon	N.D.	0.50	1.0	mg/l	95		89-111		
Batch number: 12103023502A	Sample number(s): 6612011-6612012								
Biochemical Oxygen Demand					107		85-115		
Batch number: 12104400102B	Sample number(s): 6612011-6612012								
Chemical Oxygen Demand					101		94-110		

Sample Matrix Quality Control

Unspiked (UNSPK) = the sample used in conjunction with the matrix spike
Background (BKG) = the sample used in conjunction with the duplicate

<u>Analysis Name</u>	<u>MS %REC</u>	<u>MSD %REC</u>	<u>MS/MSD Limits</u>	<u>RPD</u>	<u>RPD MAX</u>	<u>BKG Conc</u>	<u>DUP Conc</u>	<u>DUP RPD</u>	<u>Dup RPD Max</u>
Batch number: N121072AA	Sample number(s): 6612011-6612012 UNSPK: P612005								
Benzyl Chloride	71	81	62-120	13	30				
Bromobenzene	99	107	82-115	8	30				
Bromodichloromethane	101	108	78-125	7	30				
Bromoform	82	87	48-118	6	30				
Bromomethane	107	102	38-149	4	30				
Carbon Tetrachloride	98	104	72-135	6	30				
Chlorobenzene	105	111	87-124	6	30				
Chloroethane	110	105	51-145	4	30				
2-Chloroethyl Vinyl Ether	90	85	10-151	6	30				
Chloroform	100	108	81-134	7	30				
Chloromethane	100	98	67-154	2	30				
Dibromochloromethane	90	95	74-116	6	30				
Dibromomethane	98	107	83-119	8	30				
1,2-Dichlorobenzene	98	105	84-119	7	30				
1,3-Dichlorobenzene	99	108	86-121	9	30				
1,4-Dichlorobenzene	97	103	85-121	6	30				
Dichlorodifluoromethane	96	95	52-129	1	30				
1,1-Dichloroethane	101	107	84-129	6	30				
1,2-Dichloroethane	106	112	68-131	6	30				
1,1-Dichloroethene	98	107	85-142	8	30				
cis-1,2-Dichloroethene	86 (2)	244 (2)	85-125	5	30				
trans-1,2-Dichloroethene	103	109	87-126	5	30				
1,2-Dichloropropane	101	106	83-124	5	30				
cis-1,3-Dichloropropene	99	107	70-116	8	30				
trans-1,3-Dichloropropene	88	95	74-119	7	30				
Methylene Chloride	95	100	78-133	5	30				
1,1,1,2-Tetrachloroethane	101	107	82-119	7	30				
1,1,2,2-Tetrachloroethane	95	101	72-128	6	30				
Tetrachloroethene	113	120	80-128	6	30				
1,1,1-Trichloroethane	106	111	74-131	5	30				
1,1,2-Trichloroethane	102	106	77-124	4	30				

*- Outside of specification

** - This limit was used in the evaluation of the final result for the blank

(1) The result for one or both determinations was less than five times the LOQ.

(2) The unspiked result was more than four times the spike added.

Quality Control Summary

Client Name: Atlantic Richfield(Parsons-NY)
Reported: 04/19/12 at 04:26 PM

Group Number: 1301328

Sample Matrix Quality Control

Unspiked (UNSPK) = the sample used in conjunction with the matrix spike
Background (BKG) = the sample used in conjunction with the duplicate

Analysis Name	MS %REC	MSD %REC	MS/MSD Limits	RPD RPD	BKG MAX	DUP Conc	DUP RPD	Dup RPD Max
Trichloroethene	105	103	88-133	1	30			
Trichlorofluoromethane	121	119	64-146	2	30			
1,2,3-Trichloropropane	94	102	76-118	8	30			
Vinyl Chloride	107 (2)	94 (2)	66-133	2	30			
Batch number: 121070037A	Sample number(s): 6612011-6612012 UNSPK: P612005							
Ethane	83	92	34-153	10	20			
Ethene	95	105	35-162	10	20			
Methane	71	80	35-157	9	20			
Batch number: 121021848003	Sample number(s): 6612011-6612012 UNSPK: P612005 BKG: P612005							
Iron	94	93	75-125	1	20	0.286	0.316	10 (1)
Manganese	95	94	75-125	1	20	0.0336	0.0333	1
Batch number: 12102655602A	Sample number(s): 6612011-6612012 UNSPK: P612005 BKG: P612005							
Chloride	116*		90-110		42.3	43.1	2	20
Nitrate Nitrogen	105		90-110		N.D.	N.D.	0 (1)	20
Nitrite Nitrogen	99		90-110		N.D.	N.D.	0 (1)	20
Sulfate	115*		90-110		1,540	1,630	6	20
Batch number: 12107049504A	Sample number(s): 6612011-6612012 UNSPK: P612005 BKG: P612005							
Dissolved Organic Carbon	100		54-135		1.9	1.9	2 (1)	2
Batch number: 12103023502A	Sample number(s): 6612011-6612012 UNSPK: P612005 BKG: P612005							
Biochemical Oxygen Demand	105	108	75-139	3	8	N.D.	N.D.	0 (1)
Batch number: 12104400102B	Sample number(s): 6612011-6612012 UNSPK: P612005 BKG: P612005							
Chemical Oxygen Demand	99	101	90-110	2	5	N.D.	N.D.	0 (1)

Surrogate Quality Control

Surrogate recoveries which are outside of the QC window are confirmed unless attributed to dilution or otherwise noted on the Analysis Report.

Analysis Name: PPL + Xylene (total) by 8260

Batch number: N121072AA

Dibromofluoromethane 1,2-Dichloroethane-d4 Toluene-d8 4-Bromofluorobenzene

6612011	101	99	96	92
6612012	100	100	96	92
Blank	98	97	96	93
LCS	99	101	101	100
MS	99	102	103	102
MSD	99	98	102	100

Limits: 80-116 77-113 80-113 78-113

Analysis Name: Volatile Headspace Hydrocarbon

Batch number: 121070037A

Propene

*- Outside of specification

** This limit was used in the evaluation of the final result for the blank

(1) The result for one or both determinations was less than five times the LOQ.

(2) The unspiked result was more than four times the spike added.

Quality Control Summary

Client Name: Atlantic Richfield(Parsons-NY)
Reported: 04/19/12 at 04:26 PM

Group Number: 1301328

Surrogate Quality Control

6612011	66
6612012	85
Blank	95
LCS	98
LCSD	94
MS	72
MSD	78

Limits: 42-131

*- Outside of specification

** - This limit was used in the evaluation of the final result for the blank

- (1) The result for one or both determinations was less than five times the LOQ.
- (2) The unspiked result was more than four times the spike added.

Project Name: BP Sanborn
LLI Group #: 1301328

General Comments:

Through our technical processes and second person review of data, we have established that our data/deliverables are in compliance with the methods and project requirements unless otherwise noted or previously resolved with the client. The compliance signature is located on the cover page of the Analysis Reports.

See the Laboratory Sample Analysis Record section of the Analysis Report for the method references.

All QC met criteria unless otherwise noted in an Analysis Specific Comment below. Refer to the QC Summary for specific values and acceptance criteria.

Project specific QC samples are not included in this data set

Matrix QC may not be reported if site-specific QC samples were not submitted. In these situations, to demonstrate precision and accuracy at a batch level, a LCS/LCSD was performed, unless otherwise specified in the method.

Surrogate recoveries (if applicable) which are outside of the QC window are confirmed unless attributed to a dilution or otherwise noted in an Analysis Specific Comment below.

The samples were received at the appropriate temperature and in accordance with the chain of custody unless otherwise noted.

Analysis Specific Comments:**SW-846 8260B, GC/MS Volatiles**

Batch #: N121072AA (Sample number(s): 6612011-6612012 UNSPK: P612005)

The recovery(ies) for the following analyte(s) in the MS and/or MSD was outside the acceptance window: cis-1,2-Dichloroethene

EPA 300.0, Wet Chemistry

Batch #: 12102655602A (Sample number(s): 6612011-6612012 UNSPK: P612005 BKG: P612005)

The recovery(ies) for the following analyte(s) in the MS was outside the acceptance window: Chloride, Sulfate

BP/ARC Project Name: BP, Sanborn
BP/ARC Facility No: _____

Req Due Date (mm/dd/yy): _____ Rush TAT: Yes _____ No ☒
Lab Work Order Number: _____

Lab Name: <u>Lancaster Labs</u>	BP/ARC Facility Address: <u>2040 Cory Dr.</u>	Consultant/Contractor: <u>Parsons</u>
Lab Address: <u>2425 New Holland Pike Lancaster, PA 17601</u>	City, State, ZIP Code: <u>Sanborn, NY 14132</u>	Consultant/Contractor Project No: _____
Lab PM: <u>Karlin D. Plasterer</u>	Lead Regulatory Agency: <u>NYSDEC</u>	Address: <u>46 Riviere Dr. Suite 350, Buffalo, NY 14202</u>
Lab Phone: <u>(717) 656-2300</u>	California Global ID No.: _____	Consultant/Contractor PM: <u>George Hermance</u>
Lab Shipping Acct: _____	Enfos Proposal No: <u>DOOR 11-2002</u>	Phone: <u>(716) 407-4550</u>
Lab Bottle Order No: _____	Accounting Mode: <u>10</u> Provision _____ OOC-BU _____ OOC-RM _____	Email EDD To: <u>Lorraine Wober</u>
Other Info: _____	Stage: <u>60</u> Activity: <u>81</u>	Invoice To: <u>BP/ARC</u> <input checked="" type="checkbox"/> Contractor _____

BP/ARC EBM: <u>Bill Barber</u>				Matrix				No. Containers / Preservative				Requested Analyses				Report Type & QC Level						
EBM Phone: <u>(216) 271-8038</u>																Standard _____						
EBM Email:																Full Data Package _____						
Lab No.	Sample Description	Date	Time	Soil / Solid	Water / Liquid	Air / Vapor		Total Number of Containers	Unpreserved	H ₂ SO ₄	HNO ₃	HCl	Methanol									Comments
	B-22	4/10/12	0910					3	X						X	8240 Long List						Note: If sample not collected, indicate "No Sample" in comments and single-strike out and initial any preprinted sample description.
								1		X					X	COB						
								1	X							X	BOD					
								1			X						Iron + Manganese					
								1									DOC					
								1	X								Sulfate					
								2	X								Chloride Nitrate, Nitrite					
								2				X										
	B-48		1405					3	X				X		X					X		
								1		X					X							
								1	X							X						

Sampler's Name: <u>Richard C. Becker</u>	Relinquished By / Affiliation		Date	Time	Accepted By / Affiliation		Date	Time
Sampler's Company: <u>D&M Ent.</u>	<u>Richard C. Becker</u>		<u>4/10/12</u>	<u>1500</u>				
Shipment Method: <u>Fed Ex</u> Ship Date: <u>4/10/12</u>								
Shipment Tracking No: <u>898635865365</u>								

Special Instructions: _____

THIS LINE - LAB USE ONLY: Custody Seals In Place: ☒ Yes / No Temp Blank: ☒ Yes / No Cooler Temp on Receipt: 2.7 °F Trip Blank: ☒ Yes / No MS/MSD Sample Submitted: Yes ☒ No



192447

Page 2 of 2

Req Due Date (mm/dd/yy): Rush TAT: Yes No ☒

Lab Work Order Number:

THIS LINE - LAB USE ONLY: Custody Seals In Place: Yes/ No

Temp Blank: (Yes) No

Cooler Temp on Receipt: 2.7 °C

Trip Blank: Yes ☒ No ☐

MS/MSD Sample Submitted: Yes ☒ No ☐

Environmental Sample Administration
Receipt Documentation LogClient/Project: ParsonsShipping Container Sealed: YES NODate of Receipt: 4/11/12Custody Seal Present *: YES NOTime of Receipt: 0910* Custody seal was intact unless otherwise noted in the
discrepancy sectionSource Code: 50-1Package: Chilled Not Chilled

Temperature of Shipping Containers							
Cooler #	Thermometer ID	Temperature (°C)	Temp Bottle (TB) or Surface Temp (ST)	Wet Ice (WI) or Dry Ice (DI) or Ice Packs (IP)	Ice Present? Y/N	Loose (L) Bagged Ice (B) or NA	Comments
1	2137	3.1°C	TB	WI	Y	B	
2	↓	2.7°C	↓	↓	↓	↓	
3							
4							
5							
6							

Number of Trip Blanks received NOT listed on chain of custody: 2

Paperwork Discrepancy/Unpacking Problems:

Unpacker Signature/Emp#: [Signature] 2816 Date/Time: 4/10/12 1000

Issued by Dept. 6042 Management

Explanation of Symbols and Abbreviations

The following defines common symbols and abbreviations used in reporting technical data:

RL	Reporting Limit	BMQL	Below Minimum Quantitation Level
N.D.	none detected	MPN	Most Probable Number
TNTC	Too Numerous To Count	CP Units	cobalt-chloroplatinate units
IU	International Units	NTU	nephelometric turbidity units
umhos/cm	micromhos/cm	ng	nanogram(s)
C	degrees Celsius	F	degrees Fahrenheit
meq	milliequivalents	lb.	pound(s)
g	gram(s)	kg	kilogram(s)
µg	microgram(s)	mg	milligram(s)
mL	milliliter(s)	L	liter(s)
m3	cubic meter(s)	µL	microliter(s)
		pg/L	picogram/liter
<	less than - The number following the sign is the <u>limit of quantitation</u> , the smallest amount of analyte which can be reliably determined using this specific test.		
>	greater than		
ppm	parts per million - One ppm is equivalent to one milligram per kilogram (mg/kg), or one gram per million grams. For aqueous liquids, ppm is usually taken to be equivalent to milligrams per liter (mg/l), because one liter of water has a weight very close to a kilogram. For gases or vapors, one ppm is equivalent to one microliter of gas per liter of gas.		
ppb	parts per billion		
Dry weight basis	Results printed under this heading have been adjusted for moisture content. This increases the analyte weight concentration to approximate the value present in a similar sample without moisture. All other results are reported on an as-received basis.		

Data Qualifiers:

C – result confirmed by reanalysis.

J - estimated value – The result is \geq the Method Detection Limit (MDL) and $<$ the Limit of Quantitation (LOQ).

U.S. EPA CLP Data Qualifiers:

Organic Qualifiers		Inorganic Qualifiers	
A	TIC is a possible aldol-condensation product	B	Value is $<$ CRDL, but \geq IDL
B	Analyte was also detected in the blank	E	Estimated due to interference
C	Pesticide result confirmed by GC/MS	M	Duplicate injection precision not met
D	Compound quantitated on a diluted sample	N	Spike sample not within control limits
E	Concentration exceeds the calibration range of the instrument	S	Method of standard additions (MSA) used for calculation
N	Presumptive evidence of a compound (TICs only)	U	Compound was not detected
P	Concentration difference between primary and confirmation columns $>25\%$	W	Post digestion spike out of control limits
U	Compound was not detected	*	Duplicate analysis not within control limits
X,Y,Z	Defined in case narrative	+	Correlation coefficient for MSA <0.995

Analytical test results meet all requirements of NELAC unless otherwise noted under the individual analysis.

Measurement uncertainty values, as applicable, are available upon request.

Tests results relate only to the sample tested. Clients should be aware that a critical step in a chemical or microbiological analysis is the collection of the sample. Unless the sample analyzed is truly representative of the bulk of material involved, the test results will be meaningless. If you have questions regarding the proper techniques of collecting samples, please contact us. We cannot be held responsible for sample integrity, however, unless sampling has been performed by a member of our staff. This report shall not be reproduced except in full, without the written approval of the laboratory.

Times are local to the area of activity. Parameters listed in the 40 CFR part 136 Table II as "analyze immediately" are not performed within 15 minutes.

WARRANTY AND LIMITS OF LIABILITY - In accepting analytical work, we warrant the accuracy of test results for the sample as submitted. THE FOREGOING EXPRESS WARRANTY IS EXCLUSIVE AND IS GIVEN IN LIEU OF ALL OTHER WARRANTIES, EXPRESSED OR IMPLIED. WE DISCLAIM ANY OTHER WARRANTIES, EXPRESSED OR IMPLIED, INCLUDING A WARRANTY OF FITNESS FOR PARTICULAR PURPOSE AND WARRANTY OF MERCHANTABILITY. IN NO EVENT SHALL LANCASTER LABORATORIES BE LIABLE FOR INDIRECT, SPECIAL, CONSEQUENTIAL, OR INCIDENTAL DAMAGES INCLUDING, BUT NOT LIMITED TO, DAMAGES FOR LOSS OF PROFIT OR GOODWILL REGARDLESS OF (A) THE NEGLIGENCE (EITHER SOLE OR CONCURRENT) OF LANCASTER LABORATORIES AND (B) WHETHER LANCASTER LABORATORIES HAS BEEN INFORMED OF THE POSSIBILITY OF SUCH DAMAGES. We accept no legal responsibility for the purposes for which the client uses the test results. No purchase order or other order for work shall be accepted by Lancaster Laboratories which includes any conditions that vary from the Standard Terms and Conditions, and Lancaster hereby objects to any conflicting terms contained in any acceptance or order submitted by client.

ANALYTICAL RESULTS

Prepared by:

Lancaster Laboratories
2425 New Holland Pike
Lancaster, PA 17605-2425

Prepared for:

Atlantic Richfield(Parsons-NY)
BP Corporation
501 WestLake Park Blvd
Houston TX 77079

April 23, 2012

Project: BP Sanborn

Submittal Date: 04/12/2012

Group Number: 1301723

PO Number: D00B4-0002

Release Number: BARBER

State of Sample Origin: NY

Client Sample Description

Field Dup#3 Water

B-49 Water

B-23 Water

Lancaster Labs (LLI) #

6613964

6613965

6613966

The specific methodologies used in obtaining the enclosed analytical results are indicated on the Laboratory Sample Analysis Record.

ELECTRONIC Parsons

COPY TO

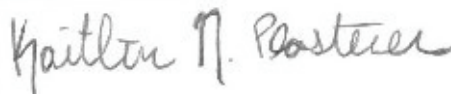
ELECTRONIC Parsons

COPY TO

Attn: George Hermance

Attn: Lorraine Weber

Respectfully Submitted,



Kaitlin N. Plasterer
Specialist

(717) 556-7323

Sample Description: Field Dup#3 Water
BP Sanborn COC: 192448
2040 Cory Dr - Sanborn, NY DUP#3

LLI Sample # WW 6613964
LLI Group # 1301723
Account # 12495

Project Name: BP Sanborn

Collected: 04/11/2012 by RCB

Atlantic Richfield(Parsons-NY)

Submitted: 04/12/2012 10:20

BP Corporation

Reported: 04/23/2012 09:13

501 WestLake Park Blvd
Houston TX 77079

DUP3-

CAT No.	Analysis Name	CAS Number	As Received Result	As Received Method Detection Limit*	As Received Limit of Quantitation	Dilution Factor
GC/MS	Volatiles	SW-846 8260B	ug/l	ug/l	ug/l	
10903	Benzyl Chloride	100-44-7	N.D.	1.0	5.0	1
10903	Bromobenzene	108-86-1	N.D.	1.0	5.0	1
10903	Bromodichloromethane	75-27-4	N.D.	1.0	5.0	1
10903	Bromoform	75-25-2	N.D.	1.0	5.0	1
10903	Bromomethane	74-83-9	N.D.	1.0	5.0	1
10903	Carbon Tetrachloride	56-23-5	N.D.	1.0	5.0	1
10903	Chlorobenzene	108-90-7	N.D.	0.80	5.0	1
10903	Chloroethane	75-00-3	N.D.	1.0	5.0	1
10903	2-Chloroethyl Vinyl Ether	110-75-8	N.D.	2.0	10	1
	2-Chloroethyl vinyl ether may not be recovered if acid was used to preserve this sample.					
10903	Chloroform	67-66-3	N.D.	0.80	5.0	1
10903	Chloromethane	74-87-3	N.D.	1.0	5.0	1
10903	Dibromochloromethane	124-48-1	N.D.	1.0	5.0	1
10903	Dibromomethane	74-95-3	N.D.	1.0	5.0	1
10903	1,2-Dichlorobenzene	95-50-1	N.D.	1.0	5.0	1
10903	1,3-Dichlorobenzene	541-73-1	N.D.	1.0	5.0	1
10903	1,4-Dichlorobenzene	106-46-7	N.D.	1.0	5.0	1
10903	Dichlorodifluoromethane	75-71-8	N.D.	2.0	5.0	1
10903	1,1-Dichloroethane	75-34-3	N.D.	1.0	5.0	1
10903	1,2-Dichloroethane	107-06-2	N.D.	1.0	5.0	1
10903	1,1-Dichloroethene	75-35-4	N.D.	0.80	5.0	1
10903	cis-1,2-Dichloroethene	156-59-2	N.D.	0.80	5.0	1
10903	trans-1,2-Dichloroethene	156-60-5	N.D.	0.80	5.0	1
10903	1,2-Dichloropropane	78-87-5	N.D.	1.0	5.0	1
10903	cis-1,3-Dichloropropene	10061-01-5	N.D.	1.0	5.0	1
10903	trans-1,3-Dichloropropene	10061-02-6	N.D.	1.0	5.0	1
10903	Methylene Chloride	75-09-2	N.D.	2.0	5.0	1
10903	1,1,1,2-Tetrachloroethane	630-20-6	N.D.	1.0	5.0	1
10903	1,1,2,2-Tetrachloroethane	79-34-5	N.D.	1.0	5.0	1
10903	Tetrachloroethene	127-18-4	N.D.	0.80	5.0	1
10903	1,1,1-Trichloroethane	71-55-6	N.D.	0.80	5.0	1
10903	1,1,2-Trichloroethane	79-00-5	N.D.	0.80	5.0	1
10903	Trichloroethene	79-01-6	1.8 J	1.0	5.0	1
10903	Trichlorofluoromethane	75-69-4	N.D.	2.0	5.0	1
10903	1,2,3-Trichloropropane	96-18-4	N.D.	1.0	5.0	1
10903	Vinyl Chloride	75-01-4	N.D.	1.0	5.0	1
GC	Miscellaneous	RKSOP-175 08/11/94 modified	ug/l	ug/l	ug/l	
07105	Ethane	74-84-0	5.3	1.0	5.0	1
07105	Ethene	74-85-1	N.D.	1.0	5.0	1
07105	Methane	74-82-8	18	5.0	15	1
Metals		SW-846 6010B	mg/l	mg/l	mg/l	
01754	Iron	7439-89-6	0.0161 J	0.0141	0.200	1
07058	Manganese	7439-96-5	0.0158	0.00044	0.0050	1

*=This limit was used in the evaluation of the final result

Sample Description: Field Dup#3 Water
BP Sanborn COC: 192448
2040 Cory Dr - Sanborn, NY DUP#3

LLI Sample # WW 6613964
LLI Group # 1301723
Account # 12495

Project Name: BP Sanborn

Collected: 04/11/2012 by RCB

Atlantic Richfield(Parsons-NY)

Submitted: 04/12/2012 10:20

BP Corporation

Reported: 04/23/2012 09:13

501 WestLake Park Blvd
Houston TX 77079

DUP3-

CAT No.	Analysis Name	CAS Number	As Received Result	As Received Method Detection Limit*	As Received Limit of Quantitation	Dilution Factor
Wet Chemistry		EPA 300.0	mg/l	mg/l	mg/l	
00224	Chloride	16887-00-6	28.3	1.0	2.0	5
00368	Nitrate Nitrogen	14797-55-8	0.33 J	0.25	0.50	5
01506	Nitrite Nitrogen	14797-65-0	N.D.	0.40	0.50	5
00228	Sulfate	14808-79-8	1,780	150	500	500
		EPA 415.1 modified	mg/l	mg/l	mg/l	
07547	Dissolved Organic Carbon	n.a.	1.4	0.50	1.0	1
		EPA 410.4	mg/l	mg/l	mg/l	
04001	Chemical Oxygen Demand	n.a.	64.6	12.8	50.0	1
		SM20 5210 B	mg/l	mg/l	mg/l	
00235	Biochemical Oxygen Demand	n.a.	24.3	0.80	3.0	1

General Sample Comments

State of New York Certification No. 10670

All QC is compliant unless otherwise noted. Please refer to the Quality Control Summary for overall QC performance data and associated samples.

Laboratory Sample Analysis Record

CAT No.	Analysis Name	Method	Trial#	Batch#	Analysis Date and Time	Analyst	Dilution Factor
10903	VOCs 8260 Parsons Specs List	SW-846 8260B	1	N121072AA	04/17/2012 03:50	Kelly E Keller	1
01163	GC/MS VOA Water Prep	SW-846 5030B	1	N121072AA	04/17/2012 03:50	Kelly E Keller	1
07105	Volatile Headspace Hydrocarbon	RSKSOP-175 08/11/94 modified	1	121090028A	04/18/2012 21:52	Elizabeth J Marin	1
01754	Iron	SW-846 6010B	1	121041848005	04/20/2012 11:24	Joanne M Gates	1
07058	Manganese	SW-846 6010B	1	121041848005	04/20/2012 11:24	Joanne M Gates	1
01848	WW SW846 ICP Digest (tot rec)	SW-846 3005A	1	121041848005	04/16/2012 11:54	James L Mertz	1
00224	Chloride	EPA 300.0	1	12103655601A	04/13/2012 01:54	Christopher D Meeks	5
00368	Nitrate Nitrogen	EPA 300.0	1	12103655601A	04/13/2012 01:54	Christopher D Meeks	5
01506	Nitrite Nitrogen	EPA 300.0	1	12103655601A	04/13/2012 01:54	Christopher D Meeks	5
00228	Sulfate	EPA 300.0	1	12103655601A	04/19/2012 17:12	Christopher D Meeks	500
07547	Dissolved Organic Carbon	EPA 415.1 modified	1	12107049504A	04/17/2012 01:17	James S Mathiot	1
04001	Chemical Oxygen Demand	EPA 410.4	1	12104400102B	04/13/2012 06:33	Susan A Engle	1
00235	Biochemical Oxygen Demand	SM20 5210 B	1	12103023502A	04/12/2012 11:39	Susan A Engle	1

*=This limit was used in the evaluation of the final result

Sample Description: B-49 Water
BP Sanborn COC: 192448
2040 Cory Dr - Sanborn, NY B-49

LLI Sample # WW 6613965
LLI Group # 1301723
Account # 12495

Project Name: BP Sanborn

Collected: 04/11/2012 09:35 by RCB

Atlantic Richfield(Parsons-NY)

Submitted: 04/12/2012 10:20

BP Corporation

Reported: 04/23/2012 09:13

501 WestLake Park Blvd

Houston TX 77079

B49--

CAT No.	Analysis Name	CAS Number	As Received Result	As Received Method Detection Limit*	As Received Limit of Quantitation	Dilution Factor
GC/MS	Volatiles	SW-846 8260B	ug/l	ug/l	ug/l	
10903	Benzyl Chloride	100-44-7	N.D.	1.0	5.0	1
10903	Bromobenzene	108-86-1	N.D.	1.0	5.0	1
10903	Bromodichloromethane	75-27-4	N.D.	1.0	5.0	1
10903	Bromoform	75-25-2	N.D.	1.0	5.0	1
10903	Bromomethane	74-83-9	N.D.	1.0	5.0	1
10903	Carbon Tetrachloride	56-23-5	N.D.	1.0	5.0	1
10903	Chlorobenzene	108-90-7	N.D.	0.80	5.0	1
10903	Chloroethane	75-00-3	N.D.	1.0	5.0	1
10903	2-Chloroethyl Vinyl Ether	110-75-8	N.D.	2.0	10	1
	2-Chloroethyl vinyl ether may not be recovered if acid was used to preserve this sample.					
10903	Chloroform	67-66-3	N.D.	0.80	5.0	1
10903	Chloromethane	74-87-3	N.D.	1.0	5.0	1
10903	Dibromochloromethane	124-48-1	N.D.	1.0	5.0	1
10903	Dibromomethane	74-95-3	N.D.	1.0	5.0	1
10903	1,2-Dichlorobenzene	95-50-1	N.D.	1.0	5.0	1
10903	1,3-Dichlorobenzene	541-73-1	N.D.	1.0	5.0	1
10903	1,4-Dichlorobenzene	106-46-7	N.D.	1.0	5.0	1
10903	Dichlorodifluoromethane	75-71-8	N.D.	2.0	5.0	1
10903	1,1-Dichloroethane	75-34-3	N.D.	1.0	5.0	1
10903	1,2-Dichloroethane	107-06-2	N.D.	1.0	5.0	1
10903	1,1-Dichloroethene	75-35-4	N.D.	0.80	5.0	1
10903	cis-1,2-Dichloroethene	156-59-2	N.D.	0.80	5.0	1
10903	trans-1,2-Dichloroethene	156-60-5	N.D.	0.80	5.0	1
10903	1,2-Dichloropropane	78-87-5	N.D.	1.0	5.0	1
10903	cis-1,3-Dichloropropene	10061-01-5	N.D.	1.0	5.0	1
10903	trans-1,3-Dichloropropene	10061-02-6	N.D.	1.0	5.0	1
10903	Methylene Chloride	75-09-2	N.D.	2.0	5.0	1
10903	1,1,1,2-Tetrachloroethane	630-20-6	N.D.	1.0	5.0	1
10903	1,1,2,2-Tetrachloroethane	79-34-5	N.D.	1.0	5.0	1
10903	Tetrachloroethene	127-18-4	N.D.	0.80	5.0	1
10903	1,1,1-Trichloroethane	71-55-6	N.D.	0.80	5.0	1
10903	1,1,2-Trichloroethane	79-00-5	N.D.	0.80	5.0	1
10903	Trichloroethene	79-01-6	1.8 J	1.0	5.0	1
10903	Trichlorofluoromethane	75-69-4	N.D.	2.0	5.0	1
10903	1,2,3-Trichloropropane	96-18-4	N.D.	1.0	5.0	1
10903	Vinyl Chloride	75-01-4	N.D.	1.0	5.0	1
GC	Miscellaneous	RSKSOP-175 08/11/94 modified	ug/l	ug/l	ug/l	
07105	Ethane	74-84-0	4.1 J	1.0	5.0	1
07105	Ethene	74-85-1	N.D.	1.0	5.0	1
07105	Methane	74-82-8	15 J	5.0	15	1
Metals	SW-846 6010B	mg/l	mg/l	mg/l		
01754	Iron	7439-89-6	0.0188 J	0.0141	0.200	1
07058	Manganese	7439-96-5	0.0157	0.00044	0.0050	1

*=This limit was used in the evaluation of the final result

Sample Description: B-49 Water
BP Sanborn COC: 192448
2040 Cory Dr - Sanborn, NY B-49

LLI Sample # WW 6613965
LLI Group # 1301723
Account # 12495

Project Name: BP Sanborn

Collected: 04/11/2012 09:35 by RCB

Atlantic Richfield(Parsons-NY)

Submitted: 04/12/2012 10:20

BP Corporation

Reported: 04/23/2012 09:13

501 WestLake Park Blvd
Houston TX 77079

B49--

CAT No.	Analysis Name	CAS Number	As Received Result	As Received Method Detection Limit*	As Received Limit of Quantitation	Dilution Factor
Wet Chemistry EPA 300.0						
00224	Chloride	16887-00-6	28.7	1.0	2.0	5
00368	Nitrate Nitrogen	14797-55-8	N.D.	0.25	0.50	5
01506	Nitrite Nitrogen	14797-65-0	N.D.	0.40	0.50	5
00228	Sulfate	14808-79-8	1,730	150	500	500
EPA 415.1 modified						
07547	Dissolved Organic Carbon	n.a.	1.5	0.50	1.0	1
EPA 410.4						
04001	Chemical Oxygen Demand	n.a.	66.9	12.8	50.0	1
SM20 5210 B						
00235	Biochemical Oxygen Demand	n.a.	22.2	0.80	3.0	1

General Sample Comments

State of New York Certification No. 10670

All QC is compliant unless otherwise noted. Please refer to the Quality Control Summary for overall QC performance data and associated samples.

Laboratory Sample Analysis Record

CAT No.	Analysis Name	Method	Trial#	Batch#	Analysis Date and Time	Analyst	Dilution Factor
10903	VOCs 8260 Parsons Specs List	SW-846 8260B	1	N121072AA	04/17/2012 04:13	Kelly E Keller	1
01163	GC/MS VOA Water Prep	SW-846 5030B	1	N121072AA	04/17/2012 04:13	Kelly E Keller	1
07105	Volatile Headspace Hydrocarbon	RSKSOP-175 08/11/94 modified	1	121090028A	04/18/2012 22:11	Elizabeth J Marin	1
01754	Iron	SW-846 6010B	1	121041848005	04/20/2012 11:28	Joanne M Gates	1
07058	Manganese	SW-846 6010B	1	121041848005	04/20/2012 11:28	Joanne M Gates	1
01848	WW SW846 ICP Digest (tot rec)	SW-846 3005A	1	121041848005	04/16/2012 11:54	James L Mertz	1
00224	Chloride	EPA 300.0	1	12103655601A	04/13/2012 02:09	Christopher D Meeks	5
00368	Nitrate Nitrogen	EPA 300.0	1	12103655601A	04/13/2012 02:09	Christopher D Meeks	5
01506	Nitrite Nitrogen	EPA 300.0	1	12103655601A	04/13/2012 02:09	Christopher D Meeks	5
00228	Sulfate	EPA 300.0	1	12103655601A	04/19/2012 17:27	Christopher D Meeks	500
07547	Dissolved Organic Carbon	EPA 415.1 modified	1	12107049504A	04/17/2012 01:31	James S Mathiot	1
04001	Chemical Oxygen Demand	EPA 410.4	1	12104400102B	04/13/2012 06:33	Susan A Engle	1
00235	Biochemical Oxygen Demand	SM20 5210 B	1	12103023502A	04/12/2012 11:39	Susan A Engle	1

*=This limit was used in the evaluation of the final result

Sample Description: B-23 Water
BP Sanborn COC: 192449
2040 Cory Dr - Sanborn, NY B-23

LLI Sample # WW 6613966
LLI Group # 1301723
Account # 12495

Project Name: BP Sanborn

Collected: 04/11/2012 11:45 by RCB

Atlantic Richfield(Parsons-NY)

Submitted: 04/12/2012 10:20

BP Corporation

Reported: 04/23/2012 09:13

501 WestLake Park Blvd
Houston TX 77079

B23--

CAT No.	Analysis Name	CAS Number	As Received Result	As Received Method Detection Limit*	As Received Limit of Quantitation	Dilution Factor
GC/MS	Volatiles	SW-846 8260B	ug/l	ug/l	ug/l	
10903	Benzyl Chloride	100-44-7	N.D.	1.0	5.0	1
10903	Bromobenzene	108-86-1	N.D.	1.0	5.0	1
10903	Bromodichloromethane	75-27-4	N.D.	1.0	5.0	1
10903	Bromoform	75-25-2	N.D.	1.0	5.0	1
10903	Bromomethane	74-83-9	N.D.	1.0	5.0	1
10903	Carbon Tetrachloride	56-23-5	N.D.	1.0	5.0	1
10903	Chlorobenzene	108-90-7	N.D.	0.80	5.0	1
10903	Chloroethane	75-00-3	N.D.	1.0	5.0	1
10903	2-Chloroethyl Vinyl Ether	110-75-8	N.D.	2.0	10	1
	2-Chloroethyl vinyl ether may not be recovered if acid was used to preserve this sample.					
10903	Chloroform	67-66-3	N.D.	0.80	5.0	1
10903	Chloromethane	74-87-3	N.D.	1.0	5.0	1
10903	Dibromochloromethane	124-48-1	N.D.	1.0	5.0	1
10903	Dibromomethane	74-95-3	N.D.	1.0	5.0	1
10903	1,2-Dichlorobenzene	95-50-1	N.D.	1.0	5.0	1
10903	1,3-Dichlorobenzene	541-73-1	N.D.	1.0	5.0	1
10903	1,4-Dichlorobenzene	106-46-7	N.D.	1.0	5.0	1
10903	Dichlorodifluoromethane	75-71-8	N.D.	2.0	5.0	1
10903	1,1-Dichloroethane	75-34-3	N.D.	1.0	5.0	1
10903	1,2-Dichloroethane	107-06-2	N.D.	1.0	5.0	1
10903	1,1-Dichloroethene	75-35-4	N.D.	0.80	5.0	1
10903	cis-1,2-Dichloroethene	156-59-2	250	0.80	5.0	1
10903	trans-1,2-Dichloroethene	156-60-5	N.D.	0.80	5.0	1
10903	1,2-Dichloropropane	78-87-5	N.D.	1.0	5.0	1
10903	cis-1,3-Dichloropropene	10061-01-5	N.D.	1.0	5.0	1
10903	trans-1,3-Dichloropropene	10061-02-6	N.D.	1.0	5.0	1
10903	Methylene Chloride	75-09-2	N.D.	2.0	5.0	1
10903	1,1,1,2-Tetrachloroethane	630-20-6	N.D.	1.0	5.0	1
10903	1,1,2,2-Tetrachloroethane	79-34-5	N.D.	1.0	5.0	1
10903	Tetrachloroethene	127-18-4	N.D.	0.80	5.0	1
10903	1,1,1-Trichloroethane	71-55-6	N.D.	0.80	5.0	1
10903	1,1,2-Trichloroethane	79-00-5	N.D.	0.80	5.0	1
10903	Trichloroethene	79-01-6	1.3	1.0	5.0	1
10903	Trichlorofluoromethane	75-69-4	N.D.	2.0	5.0	1
10903	1,2,3-Trichloropropane	96-18-4	N.D.	1.0	5.0	1
10903	Vinyl Chloride	75-01-4	23	1.0	5.0	1
GC	Miscellaneous	RKSOP-175 08/11/94 modified	ug/l	ug/l	ug/l	
07105	Ethane	74-84-0	N.D.	1.0	5.0	1
07105	Ethene	74-85-1	N.D.	1.0	5.0	1
07105	Methane	74-82-8	N.D.	5.0	15	1
Metals	SW-846 6010B	mg/l	mg/l	mg/l		
01754	Iron	7439-89-6	0.909	0.0141	0.200	1
07058	Manganese	7439-96-5	0.0276	0.00044	0.0050	1

*=This limit was used in the evaluation of the final result

Sample Description: B-23 Water
BP Sanborn COC: 192449
2040 Cory Dr - Sanborn, NY B-23

LLI Sample # WW 6613966
LLI Group # 1301723
Account # 12495

Project Name: BP Sanborn

Collected: 04/11/2012 11:45 by RCB

Atlantic Richfield(Parsons-NY)

Submitted: 04/12/2012 10:20

BP Corporation

Reported: 04/23/2012 09:13

501 WestLake Park Blvd
Houston TX 77079

B23--

CAT No.	Analysis Name	CAS Number	As Received Result	As Received Method Detection Limit*	As Received Limit of Quantitation	Dilution Factor
Wet Chemistry EPA 300.0						
00224	Chloride	16887-00-6	95.8	20.0	40.0	100
00368	Nitrate Nitrogen	14797-55-8	N.D.	0.25	0.50	5
01506	Nitrite Nitrogen	14797-65-0	N.D.	0.40	0.50	5
00228	Sulfate	14808-79-8	332	30.0	100	100
EPA 415.1 modified						
07547	Dissolved Organic Carbon	n.a.	2.3	0.50	1.0	1
EPA 410.4						
04001	Chemical Oxygen Demand	n.a.	N.D.	12.8	50.0	1
SM20 5210 B						
00235	Biochemical Oxygen Demand	n.a.	N.D.	5.5	5.5	1

General Sample Comments

State of New York Certification No. 10670

All QC is compliant unless otherwise noted. Please refer to the Quality Control Summary for overall QC performance data and associated samples.

Laboratory Sample Analysis Record

CAT No.	Analysis Name	Method	Trial#	Batch#	Analysis Date and Time	Analyst	Dilution Factor
10903	VOCs 8260 Parsons Specs List	SW-846 8260B	1	N121072AA	04/17/2012 04:36	Kelly E Keller	1
01163	GC/MS VOA Water Prep	SW-846 5030B	1	N121072AA	04/17/2012 04:36	Kelly E Keller	1
07105	Volatile Headspace Hydrocarbon	RSKSOP-175 08/11/94 modified	1	121090028A	04/18/2012 23:06	Elizabeth J Marin	1
01754	Iron	SW-846 6010B	1	121041848005	04/20/2012 11:39	Joanne M Gates	1
07058	Manganese	SW-846 6010B	1	121041848005	04/20/2012 11:39	Joanne M Gates	1
01848	WW SW846 ICP Digest (tot rec)	SW-846 3005A	1	121041848005	04/16/2012 11:54	James L Mertz	1
00224	Chloride	EPA 300.0	1	12103655601A	04/13/2012 02:39	Christopher D Meeks	100
00368	Nitrate Nitrogen	EPA 300.0	1	12103655601A	04/13/2012 03:25	Christopher D Meeks	5
01506	Nitrite Nitrogen	EPA 300.0	1	12103655601A	04/13/2012 03:25	Christopher D Meeks	5
00228	Sulfate	EPA 300.0	1	12103655601A	04/13/2012 02:39	Christopher D Meeks	100
07547	Dissolved Organic Carbon	EPA 415.1 modified	1	12107049504A	04/17/2012 01:44	James S Mathiot	1
04001	Chemical Oxygen Demand	EPA 410.4	1	12104400102B	04/13/2012 06:33	Susan A Engle	1
00235	Biochemical Oxygen Demand	SM20 5210 B	1	12103023502A	04/12/2012 11:39	Susan A Engle	1

*=This limit was used in the evaluation of the final result

Quality Control SummaryClient Name: Atlantic Richfield(Parsons-NY)
Reported: 04/23/12 at 09:13 AM

Group Number: 1301723

Matrix QC may not be reported if insufficient sample or site-specific QC samples were not submitted. In these situations, to demonstrate precision and accuracy at a batch level, a LCS/LCSD was performed, unless otherwise specified in the method.

All Inorganic Initial Calibration and Continuing Calibration Blanks met acceptable method criteria unless otherwise noted on the Analysis Report.

Laboratory Compliance Quality Control

<u>Analysis Name</u>	<u>Blank Result</u>	<u>Blank MDL**</u>	<u>Blank LOQ</u>	<u>Report Units</u>	<u>LCS %REC</u>	<u>LCSD %REC</u>	<u>LCS/LCSD Limits</u>	<u>RPD</u>	<u>RPD Max</u>
Batch number: N121072AA	Sample number(s): 6613964-6613966								
Benzyl Chloride	N.D.	1.0	5.0	ug/l	74		60-120		
Bromobenzene	N.D.	1.0	5.0	ug/l	98		80-120		
Bromodichloromethane	N.D.	1.0	5.0	ug/l	98		73-120		
Bromoform	N.D.	1.0	5.0	ug/l	82		61-120		
Bromomethane	N.D.	1.0	5.0	ug/l	95		44-120		
Carbon Tetrachloride	N.D.	1.0	5.0	ug/l	88		67-122		
Chlorobenzene	N.D.	0.80	5.0	ug/l	101		80-120		
Chloroethane	N.D.	1.0	5.0	ug/l	95		49-129		
2-Chloroethyl Vinyl Ether	N.D.	2.0	10	ug/l	92		56-129		
Chloroform	N.D.	0.80	5.0	ug/l	98		77-122		
Chloromethane	N.D.	1.0	5.0	ug/l	92		60-129		
Dibromochloromethane	N.D.	1.0	5.0	ug/l	89		72-120		
Dibromomethane	N.D.	1.0	5.0	ug/l	99		80-120		
1,2-Dichlorobenzene	N.D.	1.0	5.0	ug/l	96		80-120		
1,3-Dichlorobenzene	N.D.	1.0	5.0	ug/l	99		80-120		
1,4-Dichlorobenzene	N.D.	1.0	5.0	ug/l	96		80-120		
Dichlorodifluoromethane	N.D.	2.0	5.0	ug/l	81		47-120		
1,1-Dichloroethane	N.D.	1.0	5.0	ug/l	94		79-120		
1,2-Dichloroethane	N.D.	1.0	5.0	ug/l	103		64-130		
1,1-Dichloroethene	N.D.	0.80	5.0	ug/l	87		80-120		
cis-1,2-Dichloroethene	N.D.	0.80	5.0	ug/l	95		80-120		
trans-1,2-Dichloroethene	N.D.	0.80	5.0	ug/l	92		80-120		
1,2-Dichloropropane	N.D.	1.0	5.0	ug/l	98		80-120		
cis-1,3-Dichloropropene	N.D.	1.0	5.0	ug/l	98		78-120		
trans-1,3-Dichloropropene	N.D.	1.0	5.0	ug/l	88		79-120		
Methylene Chloride	N.D.	2.0	5.0	ug/l	89		80-126		
1,1,1,2-Tetrachloroethane	N.D.	1.0	5.0	ug/l	97		79-120		
1,1,2,2-Tetrachloroethane	N.D.	1.0	5.0	ug/l	94		75-123		
Tetrachloroethene	N.D.	0.80	5.0	ug/l	102		79-120		
1,1,1-Trichloroethane	N.D.	0.80	5.0	ug/l	97		70-121		
1,1,2-Trichloroethane	N.D.	0.80	5.0	ug/l	99		80-120		
Trichloroethene	N.D.	1.0	5.0	ug/l	97		80-120		
Trichlorofluoromethane	N.D.	2.0	5.0	ug/l	103		56-128		
1,2,3-Trichloropropane	N.D.	1.0	5.0	ug/l	95		76-120		
Vinyl Chloride	N.D.	1.0	5.0	ug/l	99		56-123		
Batch number: 121090028A	Sample number(s): 6613964-6613966								
Ethane	N.D.	1.0	5.0	ug/l	103	100	80-120	3	20
Ethene	N.D.	1.0	5.0	ug/l	102	100	75-130	2	20
Methane	N.D.	5.0	15	ug/l	98	95	80-120	3	20
Batch number: 121041848005	Sample number(s): 6613964-6613966								
Iron	N.D.	0.0141	0.200	mg/l	97		90-112		
Manganese	N.D.	0.00044	0.0050	mg/l	101		90-110		

*- Outside of specification

**-This limit was used in the evaluation of the final result for the blank

(1) The result for one or both determinations was less than five times the LOQ.

(2) The unspiked result was more than four times the spike added.

Quality Control Summary

Client Name: Atlantic Richfield(Parsons-NY)
Reported: 04/23/12 at 09:13 AM

Group Number: 1301723

<u>Analysis Name</u>	<u>Blank Result</u>	<u>Blank MDL**</u>	<u>Blank LOQ</u>	<u>Report Units</u>	<u>LCS %REC</u>	<u>LCSD %REC</u>	<u>LCS/LCSD Limits</u>	<u>RPD</u>	<u>RPD Max</u>
Batch number: 12103655601A	Sample number(s): 6613964-6613966								
Chloride	N.D.	0.20	0.40	mg/l	105	99	90-110	6	20
Nitrate Nitrogen	N.D.	0.050	0.10	mg/l	104	97	90-110	7	20
Nitrite Nitrogen	N.D.	0.080	0.10	mg/l	107	101	90-110	6	20
Sulfate	N.D.	0.30	1.0	mg/l	107	101	90-110	7	20
Batch number: 12107049504A	Sample number(s): 6613964-6613966								
Dissolved Organic Carbon	N.D.	0.50	1.0	mg/l	95		89-111		
Batch number: 12103023502A	Sample number(s): 6613964-6613966								
Biochemical Oxygen Demand					107		85-115		
Batch number: 12104400102B	Sample number(s): 6613964-6613966								
Chemical Oxygen Demand					101		94-110		

Sample Matrix Quality Control

Unspiked (UNSPK) = the sample used in conjunction with the matrix spike
Background (BKG) = the sample used in conjunction with the duplicate

<u>Analysis Name</u>	<u>MS %REC</u>	<u>MSD %REC</u>	<u>MS/MSD Limits</u>	<u>RPD</u>	<u>RPD MAX</u>	<u>BKG Conc</u>	<u>DUP Conc</u>	<u>DUP RPD</u>	<u>Dup RPD Max</u>
Batch number: N121072AA	Sample number(s): 6613964-6613966 UNSPK: P612005								
Benzyl Chloride	71	81	62-120	13	30				
Bromobenzene	99	107	82-115	8	30				
Bromodichloromethane	101	108	78-125	7	30				
Bromoform	82	87	48-118	6	30				
Bromomethane	107	102	38-149	4	30				
Carbon Tetrachloride	98	104	72-135	6	30				
Chlorobenzene	105	111	87-124	6	30				
Chloroethane	110	105	51-145	4	30				
2-Chloroethyl Vinyl Ether	90	85	10-151	6	30				
Chloroform	100	108	81-134	7	30				
Chloromethane	100	98	67-154	2	30				
Dibromochloromethane	90	95	74-116	6	30				
Dibromomethane	98	107	83-119	8	30				
1,2-Dichlorobenzene	98	105	84-119	7	30				
1,3-Dichlorobenzene	99	108	86-121	9	30				
1,4-Dichlorobenzene	97	103	85-121	6	30				
Dichlorodifluoromethane	96	95	52-129	1	30				
1,1-Dichloroethane	101	107	84-129	6	30				
1,2-Dichloroethane	106	112	68-131	6	30				
1,1-Dichloroethene	98	107	85-142	8	30				
cis-1,2-Dichloroethene	86 (2)	244 (2)	85-125	5	30				
trans-1,2-Dichloroethene	103	109	87-126	5	30				
1,2-Dichloropropane	101	106	83-124	5	30				
cis-1,3-Dichloropropene	99	107	70-116	8	30				
trans-1,3-Dichloropropene	88	95	74-119	7	30				
Methylene Chloride	95	100	78-133	5	30				
1,1,1,2-Tetrachloroethane	101	107	82-119	7	30				
1,1,2,2-Tetrachloroethane	95	101	72-128	6	30				
Tetrachloroethene	113	120	80-128	6	30				
1,1,1-Trichloroethane	106	111	74-131	5	30				
1,1,2-Trichloroethane	102	106	77-124	4	30				

*- Outside of specification

** - This limit was used in the evaluation of the final result for the blank

(1) The result for one or both determinations was less than five times the LOQ.

(2) The unspiked result was more than four times the spike added.

Quality Control Summary

Client Name: Atlantic Richfield(Parsons-NY)
Reported: 04/23/12 at 09:13 AM

Group Number: 1301723

Sample Matrix Quality Control

Unspiked (UNSPK) = the sample used in conjunction with the matrix spike
Background (BKG) = the sample used in conjunction with the duplicate

Analysis Name	MS %REC	MSD %REC	MS/MSD Limits	RPD RPD	RPD MAX	BKG Conc	DUP Conc	DUP RPD	Dup RPD Max
Trichloroethene	105	103	88-133	1	30				
Trichlorofluoromethane	121	119	64-146	2	30				
1,2,3-Trichloropropane	94	102	76-118	8	30				
Vinyl Chloride	107 (2)	94 (2)	66-133	2	30				
Batch number: 121090028A	Sample number(s): 6613964-6613966 UNSPK: P614167								
Ethane	80	102	34-153	18	20				
Ethene	110	129	35-162	16	20				
Methane	-14999	-9999	35-157	24*	20				
	(2)	(2)							
Batch number: 121041848005	Sample number(s): 6613964-6613966 UNSPK: P613924 BKG: P613924								
Iron	96	95	75-125	1	20	0.892	0.888	0 (1)	20
Manganese	101	98	75-125	1	20	0.249	0.249	0	20
Batch number: 12103655601A	Sample number(s): 6613964-6613966 UNSPK: P614167 BKG: P614167								
Chloride	116*	116*	90-110	0	20	16.7	16.7	0	20
Nitrate Nitrogen	105	104	90-110	1	20	N.D.	N.D.	0 (1)	20
Nitrite Nitrogen	100	99	90-110	1	20	N.D.	N.D.	0 (1)	20
Sulfate	111*	109	90-110	1	20	3.4	3.4	0 (1)	20
Batch number: 12107049504A	Sample number(s): 6613964-6613966 UNSPK: P612005 BKG: P612005								
Dissolved Organic Carbon	100		54-135			1.9	1.9	2 (1)	2
Batch number: 12103023502A	Sample number(s): 6613964-6613966 UNSPK: P612005 BKG: P612005								
Biochemical Oxygen Demand	105	108	75-139	3	8	N.D.	N.D.	0 (1)	15
Batch number: 12104400102B	Sample number(s): 6613964-6613966 UNSPK: P612005 BKG: P612005								
Chemical Oxygen Demand	99	101	90-110	2	5	N.D.	N.D.	0 (1)	5

Surrogate Quality Control

Surrogate recoveries which are outside of the QC window are confirmed unless attributed to dilution or otherwise noted on the Analysis Report.

Analysis Name: PPL + Xylene (total) by 8260
Batch number: N121072AA

	Dibromofluoromethane	1,2-Dichloroethane-d4	Toluene-d8	4-Bromofluorobenzene
6613964	101	98	95	92
6613965	101	100	95	91
6613966	101	97	95	92
Blank	98	97	96	93
LCS	99	101	101	100
MS	99	102	103	102
MSD	99	98	102	100
Limits:	80-116	77-113	80-113	78-113

Analysis Name: Volatile Headspace Hydrocarbon

*- Outside of specification

** - This limit was used in the evaluation of the final result for the blank

(1) The result for one or both determinations was less than five times the LOQ.

(2) The unspiked result was more than four times the spike added.

Quality Control Summary

Client Name: Atlantic Richfield(Parsons-NY)
Reported: 04/23/12 at 09:13 AM

Group Number: 1301723

Surrogate Quality Control

Batch number: 121090028A
Propene

6613964	82
6613965	74
6613966	65
Blank	102
LCS	98
LCSD	96
MS	76
MSD	86

Limits: 42-131

*- Outside of specification

** - This limit was used in the evaluation of the final result for the blank

- (1) The result for one or both determinations was less than five times the LOQ.
- (2) The unspiked result was more than four times the spike added.

Project Name: BP Sanborn
LLI Group #: 1301723

General Comments:

Through our technical processes and second person review of data, we have established that our data/deliverables are in compliance with the methods and project requirements unless otherwise noted or previously resolved with the client. The compliance signature is located on the cover page of the Analysis Reports.

See the Laboratory Sample Analysis Record section of the Analysis Report for the method references.

All QC met criteria unless otherwise noted in an Analysis Specific Comment below. Refer to the QC Summary for specific values and acceptance criteria.

Project specific QC samples are not included in this data set

Matrix QC may not be reported if site-specific QC samples were not submitted. In these situations, to demonstrate precision and accuracy at a batch level, a LCS/LCSD was performed, unless otherwise specified in the method.

Surrogate recoveries (if applicable) which are outside of the QC window are confirmed unless attributed to a dilution or otherwise noted in an Analysis Specific Comment below.

The samples were received at the appropriate temperature and in accordance with the chain of custody unless otherwise noted.

Analysis Specific Comments:**SW-846 8260B, GC/MS Volatiles**

Batch #: N121072AA (Sample number(s): 6613964-6613966 UNSPK: P612005)

The recovery(ies) for the following analyte(s) in the MS and/or MSD was outside the acceptance window: cis-1,2-Dichloroethene

RSKSOP-175 08/11/94 modified, GC Miscellaneous

Batch #: 121090028A (Sample number(s): 6613964-6613966 UNSPK: P614167)

The recovery(ies) for the following analyte(s) in the MS and/or MSD was outside the acceptance window: Methane

The relative percent difference(s) for the following analyte(s) in the MS/MSD were outside acceptance windows: Methane

EPA 300.0, Wet Chemistry

Batch #: 12103655601A (Sample number(s): 6613964-6613966 UNSPK: P614167 BKG: P614167)

The recovery(ies) for the following analyte(s) in the MS and/or MSD was outside the acceptance window: Chloride, Sulfate

BP/ARC Project Name: BP Sanborn
BP/ARC Facility No: _____

Req Due Date (mm/dd/yy): _____ Rush TAT: Yes _____ No ☒
Lab Work Order Number: _____

Lab Name: <u>Lancaster Labs</u>				BP/ARC Facility Address: <u>2040 Cory Dr.</u>				Consultant/Contractor: <u>Pearsons</u>													
Lab Address: <u>2425 New Holland Pike Lancaster, PA 17601</u>				City, State, ZIP Code: <u>Sanborn, NY 14132</u>				Consultant/Contractor Project No: _____													
Lab PM: <u>Kurtin U Plasterer</u>				Lead Regulatory Agency: <u>NYS DEC</u>				Address: <u>40 Labriere Dr. Suite 350, Buffalo, NY 14202</u>													
Lab Phone: <u>(717) 656-2300</u>				California Global ID No.: _____				Consultant/Contractor PM: <u>George Hermance</u>													
Lab Shipping Acct: _____				Enfos Proposal No: <u>DO0B4-0002</u>				Phone: <u>(716) 407-4990</u>													
Lab Bottle Order No: _____				Accounting Mode: <u>10</u> Provision _____ OOC-BU _____ OOC-RM _____				Email EDD To: <u>Lorraine Weber</u>													
Other Info: _____				Stage: <u>60</u> Activity: <u>81</u>				Invoice To: <u>BP/ARC</u> <input checked="" type="checkbox"/> Contractor _____													
BP/ARC EBM: <u>Bill Barber</u>				Matrix		No. Containers / Preservative		Requested Analyses				Report Type & QC Level									
EBM Phone: <u>(216) 271-8038</u>												Standard _____									
EBM Email: _____												Full Data Package _____									
Lab No.	Sample Description	Date	Time	Soil / Solid	Water / Liquid	Air / Vapor	Total Number of Containers	Unpreserved	H ₂ SO ₄	HNO ₃	HCl	Methanol	3240 Long List	COB	500	Iron + Manganese	DOC	Chloride, Nitrate, Nitrite	Methane, Ethane, Ethene	Comments	
	Field Dup #3	4/11/12					3	X					X								
							1		X					X							
							1	X							X						
							1			X						X					
							1	X									X				
							2	X										X			
							2				X								X		
	B-49		0935				3	X					X								
							1		X					X							
							1	X							X						
Sampler's Name: <u>Robert C Barker</u>				Relinquished By / Affiliation: <u>Robert C Barker DCM</u>				Date: <u>4/11/12</u>		Time: <u>1330</u>		Accepted By / Affiliation: <u>George Hermance LIT</u>				Date: <u>4/12/12</u>		Time: <u>1020</u>			
Sampler's Company: <u>D&M E&T</u>																					
Shipment Method: <u>Fed Ex</u> Ship Date: <u>4/11/12</u>																					
Shipment Tracking No: _____																					
Special Instructions: _____																					

THIS LINE - LAB USE ONLY: Custody Seals in Place: ☒ / No Temp Blank: ☒ / No Cooler Temp on Receipt: 37 °F/C Trip Blank: ☒ / No MS/MSD Sample Submitted: Yes ☒ / No

BP/ARC Project Name: BP Sanborn

Req Due Date (mm/dd/yy): _____ Rush TAT: Yes _____ No ☒

BP/ARC Facility No: _____

Lab Work Order Number: _____

Lab Name: <u>Lancaster Labs</u>	BP/ARC Facility Address: <u>2040 Cory Dr.</u>	Consultant/Contractor: <u>Parsons</u>
Lab Address: <u>2425 New Holland Pike Lancaster, PA 17601</u>	City, State, ZIP Code: <u>Sanborn, PA 14132</u>	Consultant/Contractor Project No: _____
Lab PM: <u>Kathleen W. Plasterer</u>	Lead Regulatory Agency: <u>NYSDEC</u>	Address: <u>40 Calhoun Dr. Suite 350, Buffalo, NY 14202</u>
Lab Phone: <u>(717) 656-2300</u>	California Global ID No: _____	Consultant/Contractor PM: <u>George Hermance</u>
Lab Shipping Acct: _____	Enfos Proposal No: <u>20086-0002</u>	Phone: <u>(716) 407-4980</u>
Lab Bottle Order No: _____	Accounting Mode: <u>10</u> Provision _____ OOC-BU _____ OOC-RM _____	Email EDD To: <u>Lorraine Weber</u>
Other Info: _____	Stage: <u>60</u> Activity: <u>81</u>	Invoice To: <u>BP/ARC</u> <input checked="" type="checkbox"/> Contractor _____

BP/ARC EBM: <u>Bill Barber</u>				Matrix				No. Containers / Preservative				Requested Analyses				Report Type & QC Level																																																																																																																																																																																																																																																																																																																																																																																																																																																																																																																																																																																																																																																																																																																																																																																																																																																																																																																																																																																																																																																																																																																																																																																																																																																																																																																																												
EBM Phone: <u>(216) 271-8038</u>																Standard _____																																																																																																																																																																																																																																																																																																																																																																																																																																																																																																																																																																																																																																																																																																																																																																																																																																																																																																																																																																																																																																																																																																																																																																																																																																																																																																																																												
EBM Email: _____																Full Data Package _____																																																																																																																																																																																																																																																																																																																																																																																																																																																																																																																																																																																																																																																																																																																																																																																																																																																																																																																																																																																																																																																																																																																																																																																																																																																																																																																																												
Lab No.	Sample Description	Date	Time	Soil / Solid	Water / Liquid	Air / Vapor		Total Number of Containers	Unpreserved	H ₂ SO ₄	HNO ₃	HCl	Methanol																																																																																																																																																																																																																																																																																																																																																																																																																																																																																																																																																																																																																																																																																																																																																																																																																																																																																																																																																																																																																																																																																																																																																																																																																																																																																																																																															

Sampler's Name: <u>Richard C Becker</u>	Relinquished By / Affiliation: <u>Richard C Becker</u>	Date: <u>4/11/12</u>	Time: <u>1330</u>	Accepted By / Affiliation: _____	Date: _____	Time: _____
Sampler's Company: <u>Dorn Ent.</u>						
Shipment Method: <u>Fed Ex</u>	Ship Date: <u>4/11/12</u>					
Shipment Tracking No: _____				<u>Hydri</u>	<u>LLP</u>	<u>4/12/12 1020</u>

Special Instructions:

THIS LINE - LAB USE ONLY: Custody Seal In Place: ☒ / No _____ Temp Blank: ☒ / No _____ Cooler Temp on Receipt: 3.9 °F ☒ Trip Blank: ☒ / No _____ MS/MSD Sample Submitted: Yes ☒ / No _____

12495/1301723/6613964-67

Laboratory Management Program LaMP Chain of Custody Record

192450

Page 3 of 3

BP/ARC Project Name:

BP Sambo

Req Due Date (mm/dd/yy):

Rush TAT: Yes No ☒

BP/ARC Facility No:

Lab Work Order Number:

[illegible]

Environmental Sample Administration Receipt Documentation Log

Client/Project: Parsons

Shipping Container Sealed: YES NO

Date of Receipt: 4/12/12

Custody Seal Present *: YES NO

Time of Receipt: 1020

* Custody seal was intact unless otherwise noted in the discrepancy section

Source Code: 501

Package: Chilled Not Chilled

Temperature of Shipping Containers							
Cooler #	Thermometer ID	Temperature (°C)	Temp Bottle (TB) or Surface Temp (ST)	Wet Ice (WI) or Dry Ice (DI) or Ice Packs (IP)	Ice Present? Y/N	Loose (L) Bagged Ice (B) or NA	Comments
1	2737	3.9°	TB	WI	Y	B	
2							
3							
4							
5							
6							

Number of Trip Blanks received NOT listed on chain of custody: 2

Paperwork Discrepancy/Unpacking Problems:

Unpacker Signature/Emp#:  2316 Date/Time: 4/12/12 1105

Explanation of Symbols and Abbreviations

The following defines common symbols and abbreviations used in reporting technical data:

RL	Reporting Limit	BMQL	Below Minimum Quantitation Level
N.D.	none detected	MPN	Most Probable Number
TNTC	Too Numerous To Count	CP Units	cobalt-chloroplatinate units
IU	International Units	NTU	nephelometric turbidity units
umhos/cm	micromhos/cm	ng	nanogram(s)
C	degrees Celsius	F	degrees Fahrenheit
meq	milliequivalents	lb.	pound(s)
g	gram(s)	kg	kilogram(s)
µg	microgram(s)	mg	milligram(s)
mL	milliliter(s)	L	liter(s)
m3	cubic meter(s)	µL	microliter(s)
		pg/L	picogram/liter
<	less than - The number following the sign is the <u>limit of quantitation</u> , the smallest amount of analyte which can be reliably determined using this specific test.		
>	greater than		
ppm	parts per million - One ppm is equivalent to one milligram per kilogram (mg/kg), or one gram per million grams. For aqueous liquids, ppm is usually taken to be equivalent to milligrams per liter (mg/l), because one liter of water has a weight very close to a kilogram. For gases or vapors, one ppm is equivalent to one microliter of gas per liter of gas.		
ppb	parts per billion		
Dry weight basis	Results printed under this heading have been adjusted for moisture content. This increases the analyte weight concentration to approximate the value present in a similar sample without moisture. All other results are reported on an as-received basis.		

Data Qualifiers:

C – result confirmed by reanalysis.

J - estimated value – The result is \geq the Method Detection Limit (MDL) and $<$ the Limit of Quantitation (LOQ).

U.S. EPA CLP Data Qualifiers:

Organic Qualifiers		Inorganic Qualifiers	
A	TIC is a possible aldol-condensation product	B	Value is $<$ CRDL, but \geq IDL
B	Analyte was also detected in the blank	E	Estimated due to interference
C	Pesticide result confirmed by GC/MS	M	Duplicate injection precision not met
D	Compound quantitated on a diluted sample	N	Spike sample not within control limits
E	Concentration exceeds the calibration range of the instrument	S	Method of standard additions (MSA) used for calculation
N	Presumptive evidence of a compound (TICs only)	U	Compound was not detected
P	Concentration difference between primary and confirmation columns $>25\%$	W	Post digestion spike out of control limits
U	Compound was not detected	*	Duplicate analysis not within control limits
X,Y,Z	Defined in case narrative	+	Correlation coefficient for MSA <0.995

Analytical test results meet all requirements of NELAC unless otherwise noted under the individual analysis.

Measurement uncertainty values, as applicable, are available upon request.

Tests results relate only to the sample tested. Clients should be aware that a critical step in a chemical or microbiological analysis is the collection of the sample. Unless the sample analyzed is truly representative of the bulk of material involved, the test results will be meaningless. If you have questions regarding the proper techniques of collecting samples, please contact us. We cannot be held responsible for sample integrity, however, unless sampling has been performed by a member of our staff. This report shall not be reproduced except in full, without the written approval of the laboratory.

Times are local to the area of activity. Parameters listed in the 40 CFR part 136 Table II as "analyze immediately" are not performed within 15 minutes.

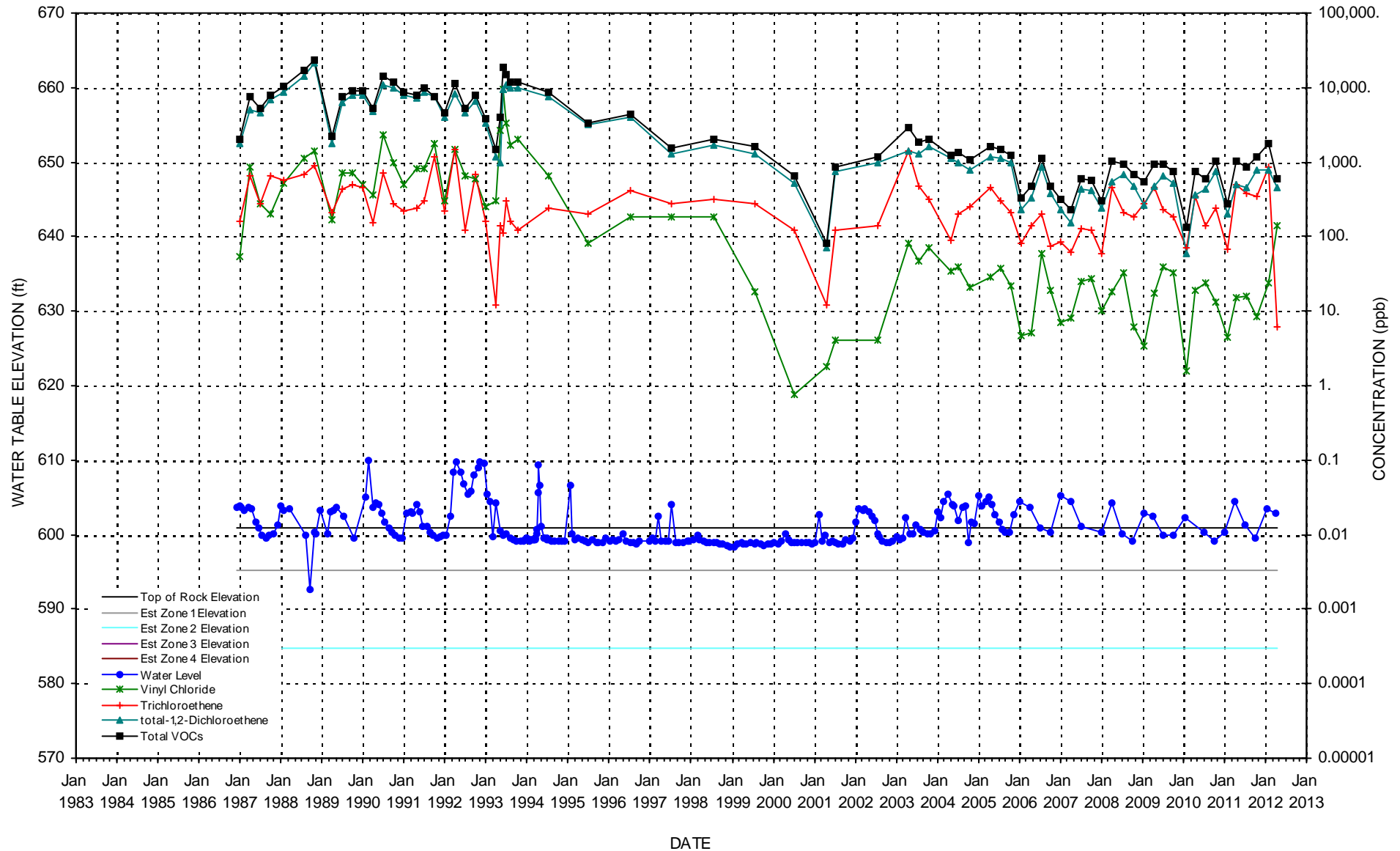
WARRANTY AND LIMITS OF LIABILITY - In accepting analytical work, we warrant the accuracy of test results for the sample as submitted. THE FOREGOING EXPRESS WARRANTY IS EXCLUSIVE AND IS GIVEN IN LIEU OF ALL OTHER WARRANTIES, EXPRESSED OR IMPLIED. WE DISCLAIM ANY OTHER WARRANTIES, EXPRESSED OR IMPLIED, INCLUDING A WARRANTY OF FITNESS FOR PARTICULAR PURPOSE AND WARRANTY OF MERCHANTABILITY. IN NO EVENT SHALL LANCASTER LABORATORIES BE LIABLE FOR INDIRECT, SPECIAL, CONSEQUENTIAL, OR INCIDENTAL DAMAGES INCLUDING, BUT NOT LIMITED TO, DAMAGES FOR LOSS OF PROFIT OR GOODWILL REGARDLESS OF (A) THE NEGLIGENCE (EITHER SOLE OR CONCURRENT) OF LANCASTER LABORATORIES AND (B) WHETHER LANCASTER LABORATORIES HAS BEEN INFORMED OF THE POSSIBILITY OF SUCH DAMAGES. We accept no legal responsibility for the purposes for which the client uses the test results. No purchase order or other order for work shall be accepted by Lancaster Laboratories which includes any conditions that vary from the Standard Terms and Conditions, and Lancaster hereby objects to any conflicting terms contained in any acceptance or order submitted by client.

APPENDIX C

WATER QUALITY DATABASE
JANUARY 2001 THROUGH JUNE 2012

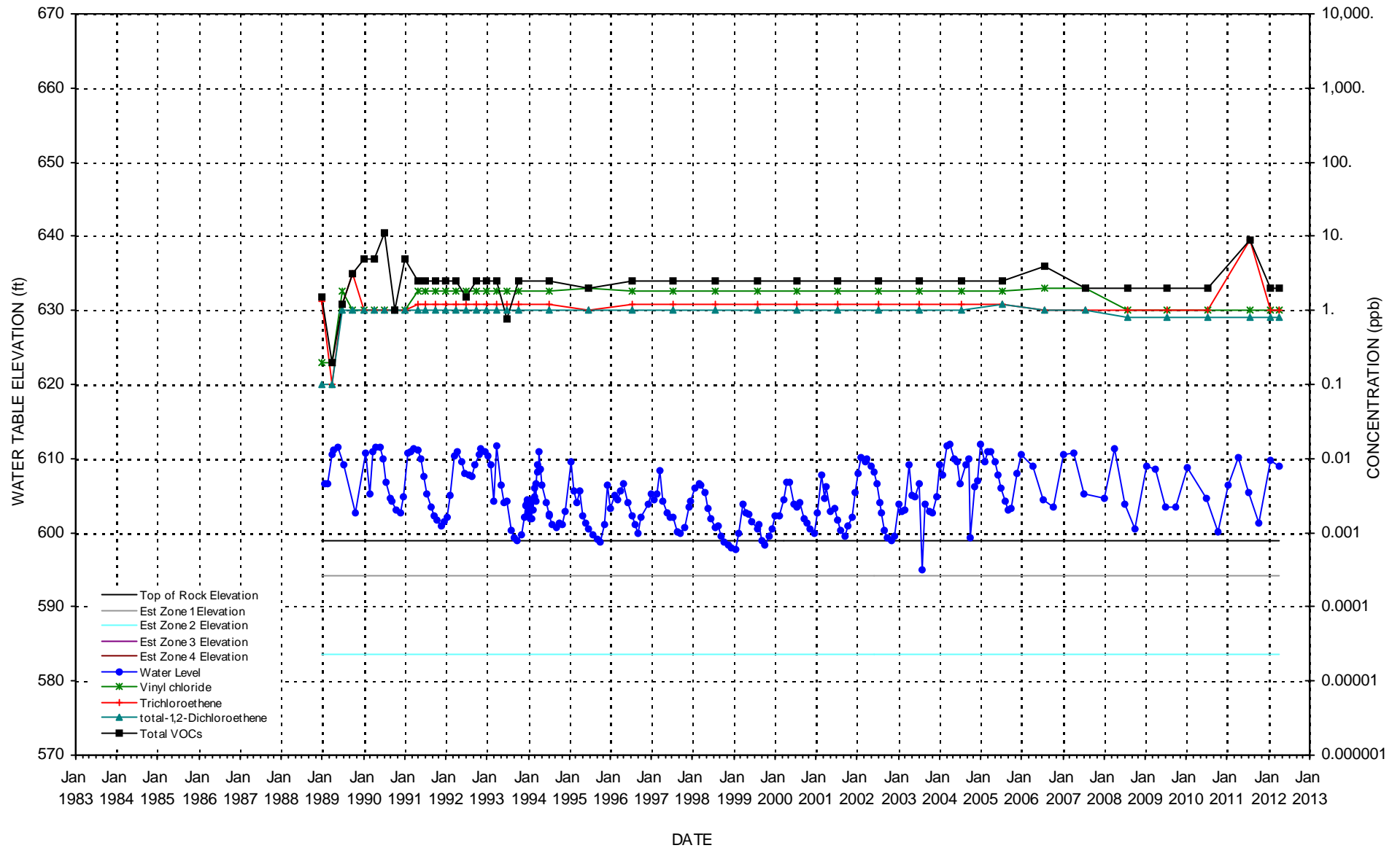
WATER LEVELS & CHLORINATED SOLVENT CONCENTRATIONS

WELL B-13M



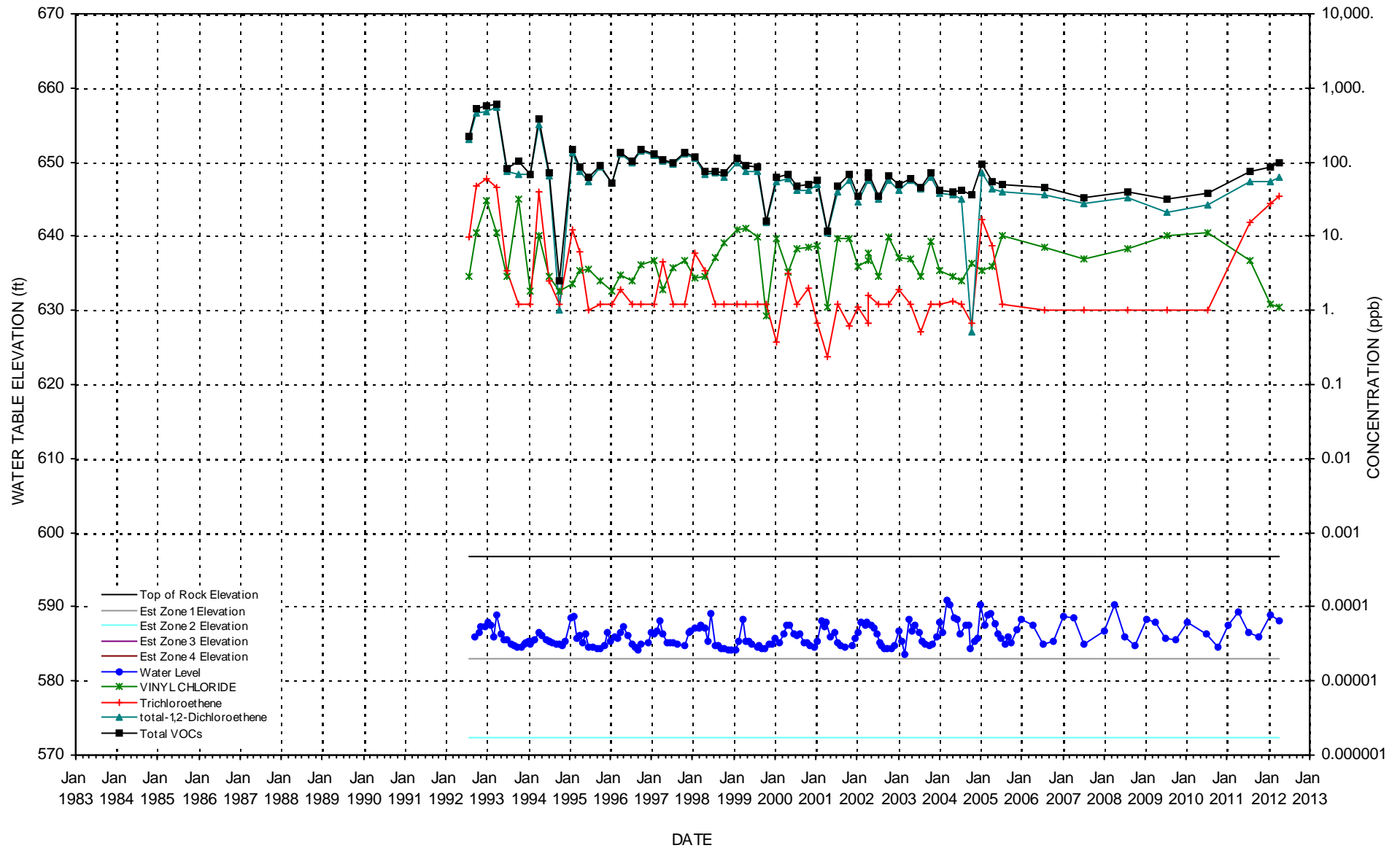
WATER LEVELS & CHLORINATED SOLVENT CONCENTRATIONS

WELL B-26M



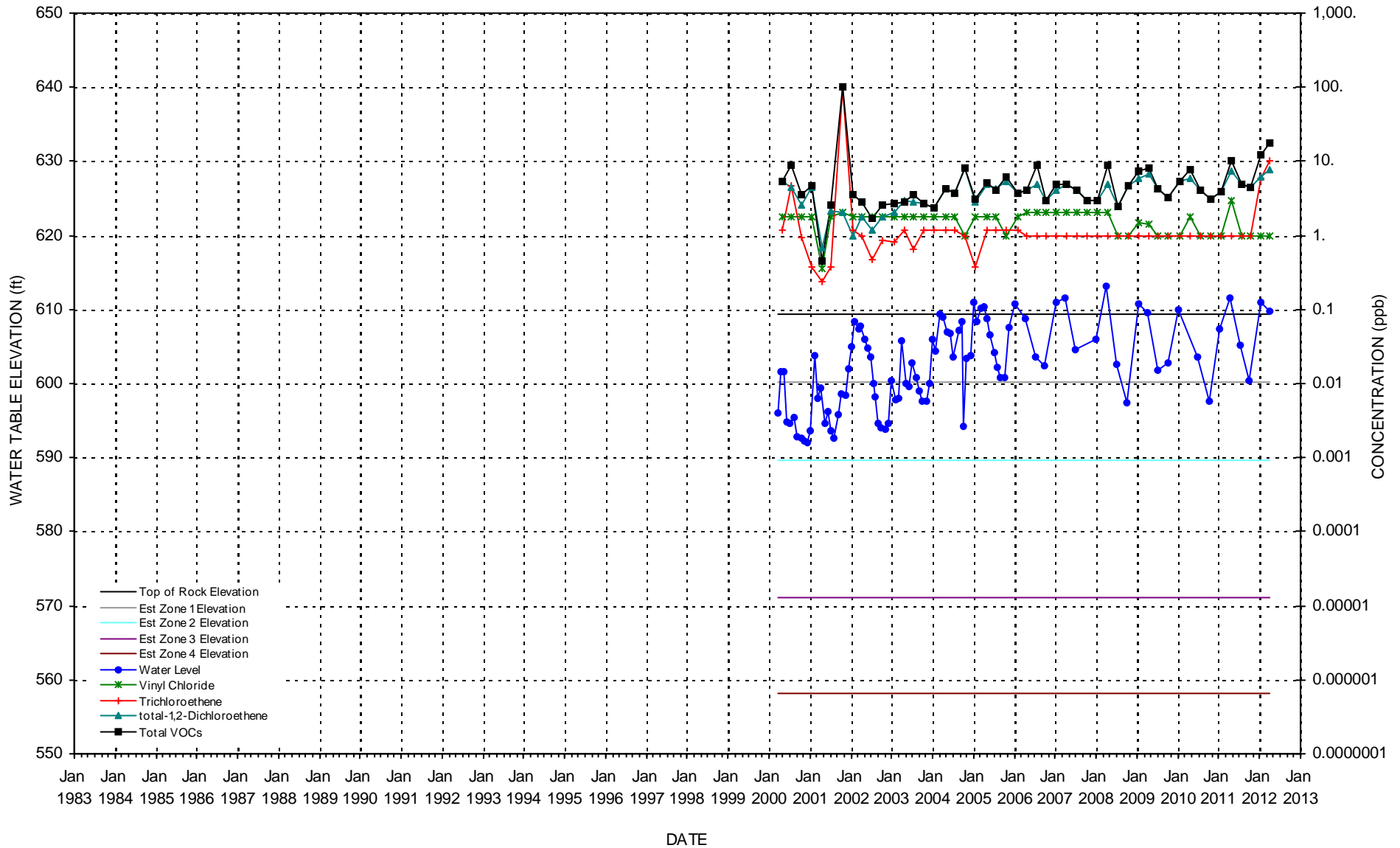
WATER LEVELS & CHLORINATED SOLVENT CONCENTRATIONS

WELL B-32M



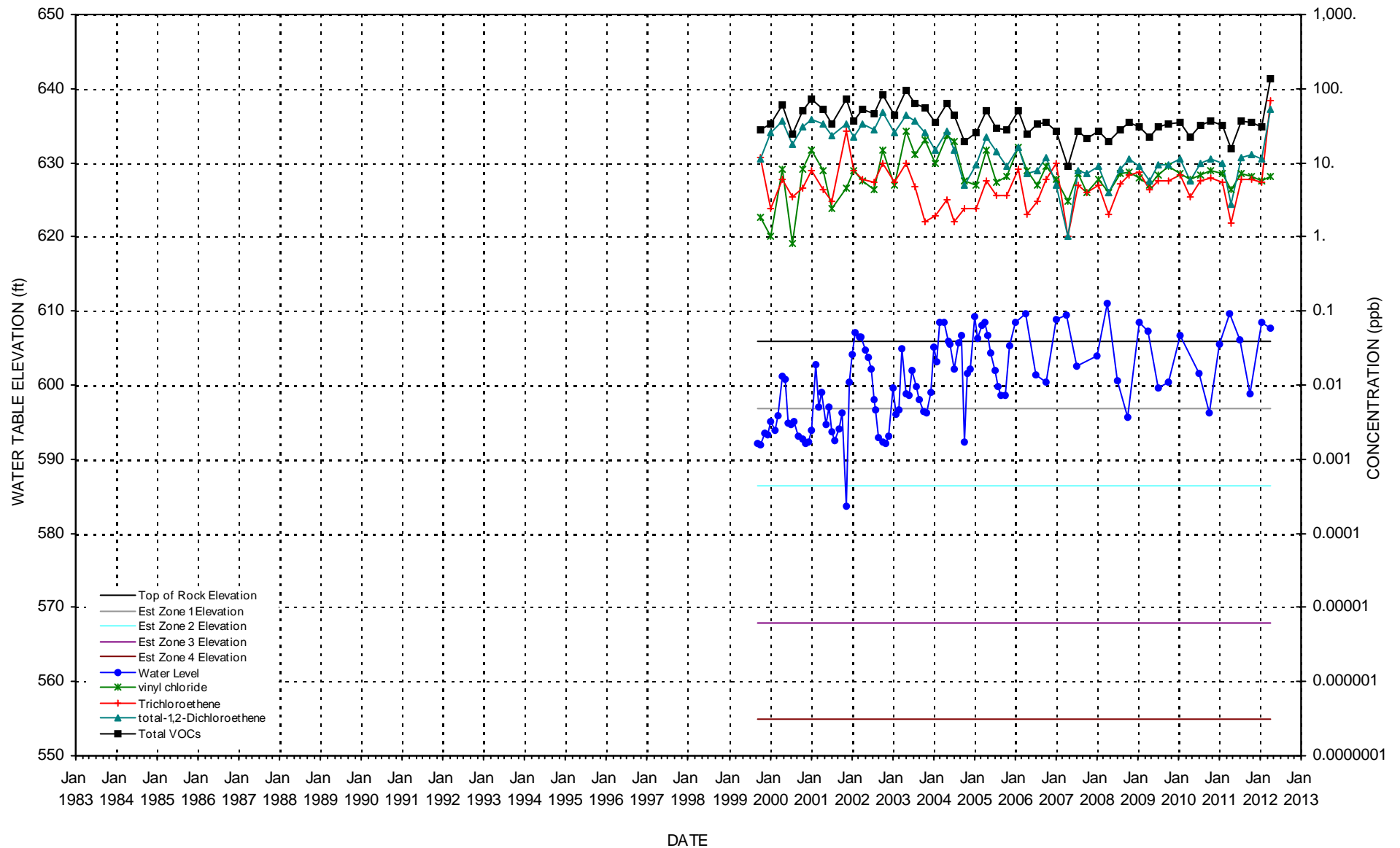
WATER LEVELS & CHLORINATED SOLVENT CONCENTRATIONS

WELL B-41M



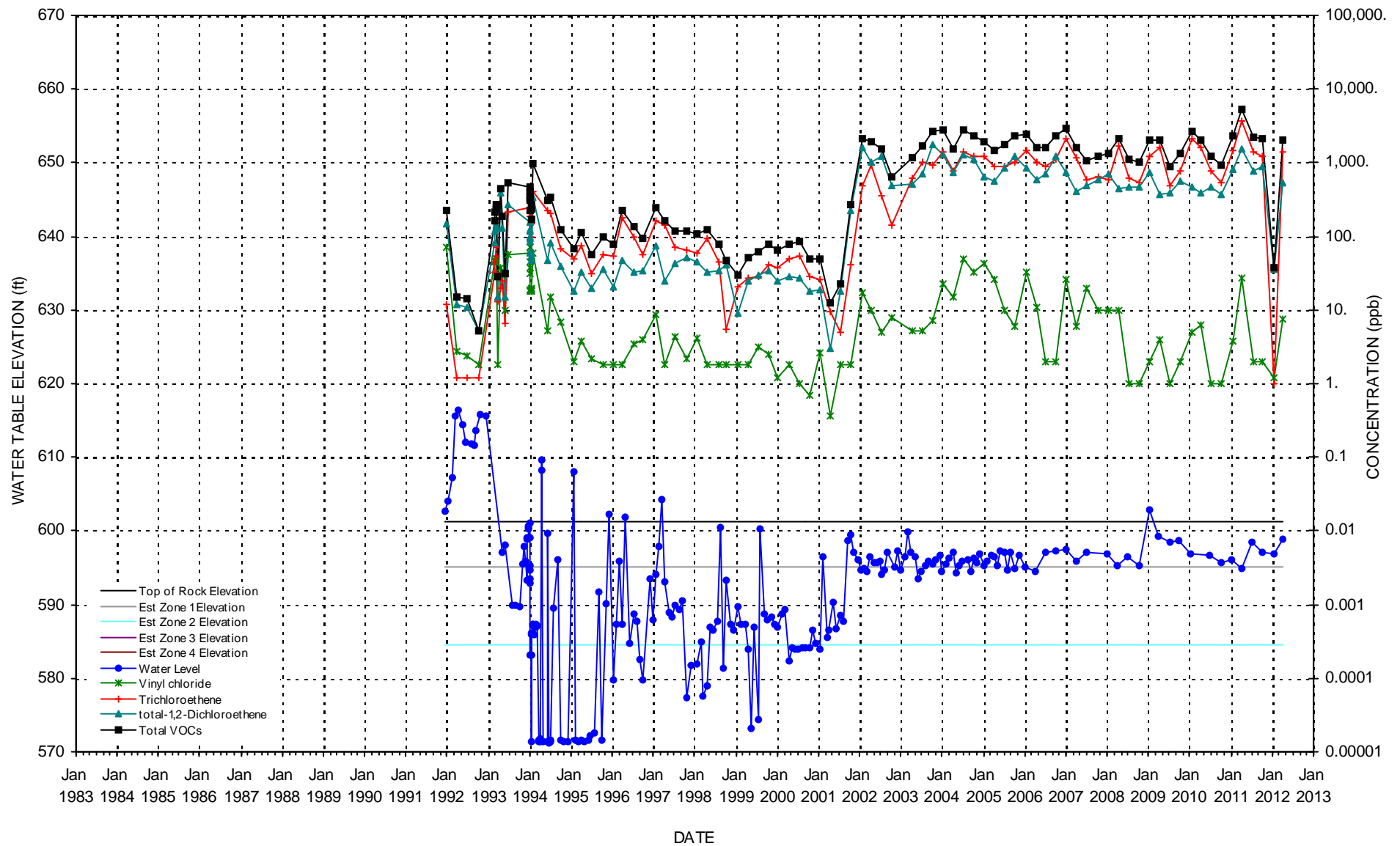
WATER LEVELS & CHLORINATED SOLVENT CONCENTRATIONS

WELL B-44M



WATER LEVELS & CHLORINATED SOLVENT CONCENTRATIONS

WELL P-4



FORMER CARBORUNDUM FACILITY

WHEATFIELD, NEW YORK

Well Id: B- 3M

Date	Lab Sample Id	Method	Carbon tetrachloride (ug/L)	Chloroform (ug/L)	1,1-Dichloroethane (ug/L)	1,1-Dichloroethene (ug/L)	Methylene chloride (ug/L)	Trans-1,2-dichloroethene (ug/L)	Cis-1,2-dichloroethene (ug/L)	1,1,1-Trichloroethane (ug/L)	Trichloroethylene (TCE) (ug/L)	Tetrachloroethylene (PCE) (ug/L)	Vinyl chloride (ug/L)	Total (ug/L)
07/13/2001	A1663812	8021	ND	ND	0.34 J	ND	ND	1.6	50	ND	4.1	ND	2	58.04
07/12/2002	A2713901	8021	ND	ND	2.4	ND	2.2 J	13	360	ND	36	1.8	18	433.4
07/08/2003	A3649103	8021	ND	ND	ND	ND	7.4	8.5	490	ND	14	ND	5	524.9
07/06/2004	A4636508	8021	ND	ND	2.6	4.4	ND	7.3	190	ND	29	ND	18	251.3
07/14/2005	A5740501	8260/5ML	ND	ND	ND	ND	ND	3.8	75	ND	6.7	ND	7.7	93.2
07/14/2006	6G14010-08	8260	ND	ND	ND	ND	ND	2	41	ND	3	ND	4	50
07/09/2007	7G10002-01	8260	ND	ND	ND	ND	ND	ND	33	ND	2	ND	11	46
07/23/2008	5423254	8260	ND	ND	1.1 J	1 J	ND	4.3 J	190	ND	19	ND	14	229.4
07/08/2009	5719621	8260	ND	ND	1.4 J	1.4 J	ND	4.5 J	240	ND	16	ND	56	319.3
07/12/2010	6030552	8260	ND	ND	ND	1 J	ND	4.5 J	170	ND	18	ND	24	217.5
07/12/2011	6342650	8260	ND	ND	2.6 J	1.4 J	ND	4.1 J	200	1.1 J	54	ND	25	288.2

ND - Not detected, indicates parameter was analyzed for, but not detected at or above the reporting limit.

To address the NYSDEC concerns regarding the presentation and plotting of nondetected values, the data for 2001 to 2004 has been reevaluated and interpreted as follows:

- 1) Nondetected concentrations have been represented as ND for reporting purposes.
- 2) Total VOCs have been recalculated and represented as the sum of the detected parameters shown on this table.
- 3) The method change to 8260 was approved by the NYSDEC and changed in January 2005.

FORMER CARBORUNDUM FACILITY

WHEATFIELD, NEW YORK

Well Id: B- 4M

Date	Lab Sample Id	Method	Carbon tetrachloride (ug/L)	Chloroform (ug/L)	1,1-Dichloroethane (ug/L)	1,1-Dichloroethene (ug/L)	Methylene chloride (ug/L)	Trans-1,2-dichloroethene (ug/L)	Cis-1,2-dichloroethene (ug/L)	1,1,1-Trichloroethane (ug/L)	Trichloroethylene (TCE) (ug/L)	Tetrachloroethylene (PCE) (ug/L)	Vinyl chloride (ug/L)	Total (ug/L)
07/13/2001	A1663816	8021	ND	ND	ND	ND	0.58 J	1.6	61	ND	5.5	ND	1.5 J	70.18
07/12/2002	A2713906	8021	ND	ND	ND	ND	ND	1.5	47	ND	5	ND	5.6	59.1
07/08/2003	A3649109	8021	ND	ND	ND	ND	ND	2.3	67	ND	7.8	ND	6.4	83.5
07/06/2004	A4636506	8021	ND	ND	ND	ND	ND	1.9	38	ND	8.2	ND	10	58.1
07/14/2005	A5740502	8260/5ML	ND	ND	ND	ND	ND	1.8	36	ND	5.4	ND	12	55.2
07/14/2006	6G14010-07	8260	ND	ND	ND	ND	ND	2	28	ND	5	ND	20	55
07/09/2007	7G10002-02	8260	ND	ND	ND	ND	ND	1	24	ND	4	ND	22	51
07/23/2008	5423255	8260	ND	ND	ND	ND	ND	1.8 J	41	ND	5.1	ND	12	59.9
07/09/2009	5720682	8260	ND	ND	ND	ND	ND	ND	20	ND	1.8 J	ND	5.1	26.9
07/12/2010	6030548	8260	ND	ND	ND	ND	ND	1.1 J	35	ND	250	ND	1.8 J	287.9
04/12/2011	6256727	8260	ND	ND	1.6 J	0.95 J	ND	5.6	120	ND	29	ND	9.7	166.85
07/13/2011	6343981	8260	ND	ND	ND	ND	ND	2.2 J	59	ND	7.1	ND	11	79.3

ND - Not detected, indicates parameter was analyzed for, but not detected at or above the reporting limit.

To address the NYSDEC concerns regarding the presentation and plotting of nondetected values, the data for 2001 to 2004 has been reevaluated and interpreted as follows:

- 1) Nondetected concentrations have been represented as ND for reporting purposes.
- 2) Total VOCs have been recalculated and represented as the sum of the detected parameters shown on this table.
- 3) The method change to 8260 was approved by the NYSDEC and changed in January 2005.

FORMER CARBORUNDUM FACILITY

WHEATFIELD, NEW YORK

Well Id: B- 5M

Date	Lab Sample Id	Method	Carbon tetrachloride (ug/L)	Chloroform (ug/L)	1,1-Dichloroethane (ug/L)	1,1-Dichloroethene (ug/L)	Methylene chloride (ug/L)	Trans-1,2-dichloroethene (ug/L)	Cis-1,2-dichloroethene (ug/L)	1,1,1-Trichloroethane (ug/L)	Trichloroethylene (TCE) (ug/L)	Tetrachloroethylene (PCE) (ug/L)	Vinyl chloride (ug/L)	Total (ug/L)
07/13/2001	A1663817	8021	ND	ND	ND	ND	ND	0.47 J	18	ND	20	ND	ND	38.47
07/15/2002	A2723102	8021	ND	ND	ND	ND	ND	ND	3.8	ND	9.5	ND	ND	13.3
07/10/2003	A3654101	8021	ND	ND	ND	ND	ND	ND	4.5	ND	13	ND	ND	17.5
07/07/2004	A4636503	8021	ND	ND	ND	ND	ND	1.1	16	ND	72	ND	ND	89.1
07/12/2005	A5733201	8260/5ML	ND	ND	ND	ND	ND	ND	3.8	ND	12	ND	ND	15.8
07/18/2006	6G19003-09RE1	8260	ND	ND	ND	ND	6 B	ND	9	ND	36	ND	ND	51
07/09/2007	7G10002-03	8260	ND	ND	ND	ND	ND	ND	2	ND	6	ND	ND	8
07/23/2008	5423256	8260	ND	ND	ND	ND	ND	1.5 J	54	ND	290	ND	3 J	348.5
07/13/2009	5722293	8260	ND	ND	ND	ND	ND	1 J	20	ND	82	ND	ND	103
07/12/2010	6030549	8260	ND	ND	ND	ND	ND	1.3 J	33	ND	3.9 J	ND	17	55.2
07/25/2011	6355555	8260	ND	ND	ND	ND	ND	1.1 J	22	ND	150	ND	1.3 J	174.4

ND - Not detected, indicates parameter was analyzed for, but not detected at or above the reporting limit.

To address the NYSDEC concerns regarding the presentation and plotting of nondetected values, the data for 2001 to 2004 has been reevaluated and interpreted as follows:

- 1) Nondetected concentrations have been represented as ND for reporting purposes.
- 2) Total VOCs have been recalculated and represented as the sum of the detected parameters shown on this table.
- 3) The method change to 8260 was approved by the NYSDEC and changed in January 2005.

FORMER CARBORUNDUM FACILITY

WHEATFIELD, NEW YORK

Well Id: B- 6M

Date	Lab Sample Id	Method	Carbon tetrachloride (ug/L)	Chloroform (ug/L)	1,1-Dichloroethane (ug/L)	1,1-Dichloroethene (ug/L)	Methylene chloride (ug/L)	Trans-1,2-dichloroethene (ug/L)	Cis-1,2-dichloroethene (ug/L)	1,1,1-Trichloroethane (ug/L)	Trichloroethylene (TCE) (ug/L)	Tetrachloroethylene (PCE) (ug/L)	Vinyl chloride (ug/L)	Total (ug/L)
01/16/2001	A1043907	8021	ND	ND	ND	ND	ND	ND	2.7	ND	16	ND	ND	18.7
04/16/2001	A1345808	624	ND	ND	ND	ND	ND	ND	1.8	ND	18	ND	ND	19.8
07/13/2001	A1663814	8021	ND	ND	ND	ND	ND	ND	1.1	ND	12	ND	ND	13.1
10/10/2001	A1994701	8021	ND	ND	ND	ND	ND	ND	1.7	ND	19	ND	ND	20.7
01/23/2002	A2076801	8021	ND	ND	ND	ND	ND	0.66 J	27	ND	51	ND	ND	78.66
04/12/2002	A2351803	8021	ND	ND	ND	ND	ND	ND	9.8	ND	100	ND	ND	109.8
07/12/2002	A2713909	8021	ND	ND	ND	ND	ND	ND	11	ND	69	ND	ND	80
10/08/2002	A2999301	8021	ND	ND	ND	ND	ND	ND	9.1	ND	52	ND	ND	61.1
01/21/2003	A3069002	8021	ND	ND	ND	ND	ND	ND	6.3	ND	47	ND	ND	53.3
04/09/2003	A3329501	8021	ND	ND	ND	ND	24	ND	8.1	ND	48	ND	ND	80.1
07/08/2003	A3649108	8021	ND	ND	ND	ND	ND	ND	9.4	ND	60	ND	ND	69.4
10/13/2003	A3991405	8021	ND	ND	ND	ND	ND	ND	34	ND	130	ND	ND	164
01/28/2004	A4077401	8021	ND	ND	ND	ND	2.9	ND	37	ND	260	ND	ND	299.9
04/20/2004	A4356802	8021	ND	ND	ND	ND	ND	ND	22	ND	240	ND	ND	262
07/07/2004	A4636502	8021	ND	ND	ND	ND	ND	ND	16	ND	130	ND	ND	146
10/21/2004	A4A48001	8021	ND	ND	ND	ND	ND	ND	18	ND	100 E	ND	ND	118
01/17/2005	A5044302	8260	ND	ND	ND	ND	ND	ND	10	ND	110	ND	ND	120
04/05/2005	A5317802	8260	ND	ND	ND	ND	0.93 J	ND	6.7	ND	91 E	0.55 J	ND	99.18
04/05/2005	A5317802DL	8260	ND	ND	ND	ND	ND	ND	6.3 D	ND	95 D	ND	ND	101.3
07/12/2005	A5733202	8260/5ML	ND	ND	ND	ND	ND	ND	6.2	ND	58	ND	ND	64.2
10/05/2005	A5B10602	8260	ND	ND	ND	ND	ND	0.64 J	22	ND	97	ND	1.1 J	120.74
01/24/2006	A6089111	8260	ND	ND	ND	ND	ND	ND	7.3	ND	61	ND	ND	68.3
04/12/2006	6D13005-03	8260	ND	ND	ND	ND	ND	ND	10	ND	99	ND	ND	109
07/18/2006	6G19003-14	8260	ND	ND	ND	ND	5 B	ND	18	ND	109	ND	ND	132
10/10/2006	6J11002-06	8260	ND	ND	ND	ND	ND	2	73	ND	414 D	ND	4	493
01/09/2007	7A10006-03	8260	ND	ND	ND	ND	3 B	ND	21	ND	205 D	ND	ND	229
04/04/2007	7D05011-01	8260	ND	ND	ND	ND	ND	ND	13	ND	150	ND	ND	163
07/11/2007	7G12003-07	8260	ND	ND	ND	ND	ND	ND	13	ND	137	ND	ND	150
10/10/2007	7J11002-02	8260	ND	ND	ND	ND	ND	1	45	ND	258 D	ND	3	307
01/08/2008	8A09005-06	8260	ND	ND	ND	ND	4	3	99	ND	500 D	ND	ND	606
04/07/2008	8D08002-06	8260	ND	ND	ND	ND	18 B	ND	33	ND	346	ND	ND	397
07/22/2008	5422164	8260	ND	ND	ND	ND	ND	1 J	26	ND	230	ND	ND	257
10/17/2008	5502671	8260	ND	ND	ND	ND	ND	ND	10	ND	95	ND	ND	105
01/15/2009	5578622	8260	ND	ND	ND	ND	ND	0.92 J	26	ND	210	ND	ND	236.92
04/16/2009	5649163	8260	ND	ND	ND	ND	ND	0.9 J	27	ND	270	ND	ND	297.9
07/09/2009	5720687	8260	ND	ND	ND	ND	ND	0.86 J	23	ND	230	ND	ND	253.86
10/06/2009	5799016	8260	ND	ND	ND	ND	ND	0.89 J	21	ND	190	ND	ND	211.89

ND - Not detected, indicates parameter was analyzed for, but not detected at or above the reporting limit.

To address the NYSDEC concerns regarding the presentation and plotting of nondetected values, the data for 2001 to 2004 has been reevaluated and interpreted as follows:

- 1) Nondetected concentrations have been represented as ND for reporting purposes.
- 2) Total VOCs have been recalculated and represented as the sum of the detected parameters shown on this table.
- 3) The method change to 8260 was approved by the NYSDEC and changed in January 2005.

FORMER CARBORUNDUM FACILITY

WHEATFIELD, NEW YORK

Well Id: B- 6M

Date	Lab Sample Id	Method	Carbon tetrachloride (ug/L)	Chloroform (ug/L)	1,1-Dichloroethane (ug/L)	1,1-Dichloroethene (ug/L)	Methylene chloride (ug/L)	Trans-1,2-dichloroethene (ug/L)	Cis-1,2-dichloroethene (ug/L)	1,1,1-Trichloroethane (ug/L)	Trichloroethylene (TCE) (ug/L)	Tetrachloroethylene (PCE) (ug/L)	Vinyl chloride (ug/L)	Total (ug/L)
01/20/2010	5888924	8260	ND	ND	ND	ND	ND	0.93 J	36	ND	250	ND	ND	286.93
04/06/2010	5946900	8260	ND	ND	ND	ND	ND	ND	23	ND	280	ND	ND	303
07/20/2010	6038216	8260	ND	ND	ND	ND	ND	ND	16	ND	170	ND	ND	186
10/18/2010	6115536	8260	ND	ND	ND	ND	ND	ND	12	ND	130	ND	ND	142
01/24/2011	6190820	8260	ND	ND	ND	ND	ND	ND	20	ND	160	ND	ND	180
04/12/2011	6256726	8260	ND	ND	ND	ND	ND	ND	16	ND	190	ND	ND	206
07/21/2011	6353674	8260	ND	ND	ND	ND	ND	ND	16	ND	190	ND	ND	206
10/10/2011	6433664	8260	ND	ND	ND	ND	ND	ND	10	ND	110	ND	ND	120
01/17/2012	6524419	8260	ND	ND	ND	ND	ND	0.82 J	22	ND	280	ND	ND	302.82
04/03/2012	6605294	8260	ND	ND	ND	ND	ND	ND	19	ND	250	ND	ND	269

ND - Not detected, indicates parameter was analyzed for, but not detected at or above the reporting limit.

To address the NYSDEC concerns regarding the presentation and plotting of nondetected values, the data for 2001 to 2004 has been reevaluated and interpreted as follows:

- 1) Nondetected concentrations have been represented as ND for reporting purposes.
- 2) Total VOCs have been recalculated and represented as the sum of the detected parameters shown on this table.
- 3) The method change to 8260 was approved by the NYSDEC and changed in January 2005.

FORMER CARBORUNDUM FACILITY

WHEATFIELD, NEW YORK

Well Id: B- 7M

Date	Lab Sample Id	Method	Carbon tetrachloride (ug/L)	Chloroform (ug/L)	1,1-Dichloro-ethane (ug/L)	1,1-Dichloro-ethene (ug/L)	Methylene chloride (ug/L)	Trans-1,2-dichloro-ethene (ug/L)	Cis-1,2-dichloro-ethene (ug/L)	1,1,1-Trichloro-ethane (ug/L)	Trichloro-ethylene (TCE) (ug/L)	Tetrachloro-ethylene (PCE) (ug/L)	Vinyl chloride (ug/L)	Total (ug/L)
01/11/2001	A1035103	8021	ND	ND	ND	ND	ND	ND	1.8	ND	2.2	ND	ND	4
04/20/2001	A1366402	624	ND	ND	ND	ND	ND	ND	2.9	ND	3.2	ND	ND	6.1
07/12/2001	A1663801	8021	ND	ND	ND	ND	ND	ND	0.5 J	ND	1.8	ND	ND	2.3
10/10/2001	A1994702	8021	ND	ND	ND	ND	ND	ND	0.59 J	ND	1.9	ND	ND	2.49
01/21/2002	A2066003	8021	ND	ND	ND	ND	ND	ND	1.1	ND	4.6	ND	ND	5.7
04/11/2002	A2348301	8021	ND	ND	ND	ND	ND	ND	1.5	ND	11	ND	ND	12.5
07/11/2002	A2708314	8021	ND	ND	ND	ND	ND	ND	2.3	ND	7.7	ND	ND	10
10/08/2002	A2999307	8021	ND	ND	ND	ND	ND	ND	1.8	ND	7.2	ND	ND	9
01/16/2003	A3055803	8021	ND	3.1	ND	ND	ND	ND	0.92 J	ND	4	ND	ND	8.02
04/08/2003	A3329504	8021	ND	ND	ND	ND	ND	ND	2.3	ND	8.6	ND	ND	10.9
07/08/2003	A3649101	8021	ND	ND	ND	ND	ND	ND	0.85 J	ND	5.4	ND	ND	6.25
10/10/2003	A3983901	8021	ND	ND	ND	ND	ND	ND	28	ND	63	ND	ND	91
01/09/2004	A4026201	8021	ND	ND	ND	ND	ND	ND	6.7	ND	25	ND	ND	31.7
04/14/2004	A4331802	8021	ND	ND	ND	ND	ND	ND	4.4	ND	21	ND	ND	25.4
06/30/2004	A4619301	8021	ND	ND	ND	ND	ND	ND	3.7	ND	18	ND	ND	21.7
10/26/2004	A4A60202	8021	ND	ND	ND	ND	ND	ND	3.9	ND	12	ND	ND	15.9
01/18/2005	A5051004	8260	ND	ND	ND	ND	ND	ND	1.3	ND	8.6	ND	ND	9.9
04/04/2005	A5307701	8260	ND	ND	ND	ND	ND	ND	1.6	ND	12 B	ND	ND	13.6
07/12/2005	A5725601	8260/5ML	ND	ND	ND	ND	ND	ND	1.8	ND	8.2	ND	ND	10
07/17/2006	6G18004-02	8260	ND	ND	ND	ND	ND	ND	2	ND	8	ND	ND	10
07/10/2007	7G11015-01	8260	ND	ND	ND	ND	ND	ND	1	ND	7	ND	ND	8
07/23/2008	5423259	8260	ND	ND	ND	ND	ND	ND	2.2 J	ND	7.7	ND	ND	9.9
07/08/2009	5719613	8260	ND	ND	ND	ND	ND	ND	1.5 J	ND	4.9 J	ND	ND	6.4
07/12/2010	6030554	8260	ND	ND	ND	ND	ND	ND	1.4 J	ND	4.9 J	ND	ND	6.3
07/18/2011	6348760	8260	ND	ND	ND	ND	ND	ND	1.5 J	ND	4.6 J	ND	ND	6.1

ND - Not detected, indicates parameter was analyzed for, but not detected at or above the reporting limit.

To address the NYSDEC concerns regarding the presentation and plotting of nondetected values, the data for 2001 to 2004 has been reevaluated and interpreted as follows:

- 1) Nondetected concentrations have been represented as ND for reporting purposes.
- 2) Total VOCs have been recalculated and represented as the sum of the detected parameters shown on this table.
- 3) The method change to 8260 was approved by the NYSDEC and changed in January 2005.

FORMER CARBORUNDUM FACILITY

WHEATFIELD, NEW YORK

Well Id: B- 8M

Date	Lab Sample Id	Method	Carbon tetrachloride (ug/L)	Chloroform (ug/L)	1,1-Dichloro-ethane (ug/L)	1,1-Dichloro-ethene (ug/L)	Methylene chloride (ug/L)	Trans-1,2-dichloro-ethene (ug/L)	Cis-1,2-dichloro-ethene (ug/L)	1,1,1-Trichloro-ethane (ug/L)	Trichloro-ethylene (TCE) (ug/L)	Tetrachloro-ethylene (PCE) (ug/L)	Vinyl chloride (ug/L)	Total (ug/L)
01/12/2001	A1035104	8021	ND	ND	ND	ND	620	ND	1400	ND	7400	ND	ND	9420
04/24/2001	A1375204	8021	ND	ND	ND	ND	ND	ND	2400	ND	24000	ND	ND	26400
07/11/2001	A1648705	8021	ND	ND	ND	ND	500	ND	700	ND	11000	ND	ND	12200
10/17/2001	A1A23313	8021	ND	ND	ND	ND	980	ND	8500	ND	64000	ND	ND	73480
01/25/2002	A2081501	8021	ND	ND	ND	ND	170	ND	2400	ND	35000 D	ND	ND	37570
04/22/2002	A2391102	8021	ND	ND	ND	ND	540	ND	ND	ND	22000	ND	ND	22540
07/17/2002	A2732602	8021	ND	ND	ND	ND	1500	ND	4700	ND	73000	ND	ND	79200
10/15/2002	A2A23602	8021	ND	ND	ND	ND	ND	ND	7100	ND	41000	ND	ND	48100
01/24/2003	A3075209	8021	ND	ND	ND	ND	ND	ND	1900	ND	10000	ND	ND	11900
04/24/2003	A3389604	8021	ND	ND	ND	ND	530	ND	2100	ND	23000	ND	ND	25630
07/22/2003	A3699407	8021	ND	ND	ND	ND	ND	ND	9500	ND	170000	ND	ND	179500
10/22/2003	A3A28301	8021	ND	ND	ND	ND	ND	ND	5300	ND	85000	ND	ND	90300
01/22/2004	A4057101	8021	ND	ND	ND	ND	ND	330	330	ND	12000	ND	ND	12660
04/30/2004	A4402504	8021	ND	ND	ND	ND	ND	ND	ND	ND	24000	ND	ND	24000
07/19/2004	A4682701	8021	ND	ND	ND	ND	ND	ND	7800 E	ND	58000	ND	ND	65800
07/19/2004	A4682701	8260	ND	ND	ND	ND	3000	ND	3900	ND	71000	ND	ND	77900
10/15/2004	A4A20302	8021	ND	ND	ND	3.6	ND	6.5	980 D	ND	15000 D	4	17	16011.1
01/12/2005	A5036104	8260	ND	ND	ND	ND	ND	ND	920	ND	65000 E	ND	ND	65920
01/12/2005	A5036104DL	8260							860 D		51000 D			51860
04/19/2005	A5387403	8260	ND	ND	ND	ND	ND	ND	430	ND	18000	ND	ND	18430
07/15/2005	A5747101	8260/5ML	ND	ND	ND	ND	200	ND	3300	ND	34000 E	ND	320	37820
07/15/2005	A5747101DL	8260/5ML	ND	ND	ND	ND	870 D	ND	2700 D	ND	29000 D	ND	250 D	32820
10/24/2005	A5B97301	8260	ND	ND	0.93 J	12	ND	13	1400 E	0.61 J	12000 E	5.4	42	13473.94
10/24/2005	A5B97301DL	8260	ND	ND	ND	ND	ND	ND	880 D	ND	56000 BD	ND	ND	56880
01/26/2006	A6102405	8260	ND	ND	ND	ND	ND	ND	1000	ND	36000	ND	ND	37000
04/19/2006	6D20002-03RE1	8260	ND	ND	ND	ND	ND	ND	1020	ND	23200 D	ND	78	24298
07/14/2006	6G14010-01	8260	ND	ND	ND	20	115	32	3450	ND	58900 D	ND	198	62715
10/09/2006	6J10002-08	8260	ND	ND	ND	ND	74	ND	975	ND	29100 D	ND	ND	30149
01/09/2007	7A10006-06	8260	ND	ND	ND	ND	235	ND	2580	ND	48700 D	ND	50	51565
04/12/2007	7D13007-04	8260	ND	ND	ND	ND	1160	ND	692	ND	17800	ND	ND	19652
07/16/2007	7G17015-05	8260	ND	ND	ND	ND	1260	ND	4130	ND	71500	ND	ND	76890
10/09/2007	7J10006-05	8260	ND	ND	ND	ND	ND	ND	6730	ND	120000 D	ND	ND	126730
01/07/2008	8A08003-02RE1	8260	ND	ND	ND	ND	500	ND	1280	ND	30500	ND	ND	32280
04/09/2008	8D10002-03	8260	ND	ND	ND	ND	732	ND	4110	ND	101000 D	ND	ND	105842
07/24/2008	5424623	8260	ND	ND	ND	ND	ND	ND	1400	ND	37000	ND	28 J	38428
10/16/2008	5501565	8260	ND	ND	ND	ND	ND	ND	4600	ND	32000	ND	200 J	36800
01/15/2009	5578621	8260	ND	ND	ND	ND	ND	ND	3100	ND	63000	ND	87 J	66187

ND - Not detected, indicates parameter was analyzed for, but not detected at or above the reporting limit.

To address the NYSDEC concerns regarding the presentation and plotting of nondetected values, the data for 2001 to 2004 has been reevaluated and interpreted as follows:

- 1) Nondetected concentrations have been represented as ND for reporting purposes.
- 2) Total VOCs have been recalculated and represented as the sum of the detected parameters shown on this table.
- 3) The method change to 8260 was approved by the NYSDEC and changed in January 2005.

FORMER CARBORUNDUM FACILITY

WHEATFIELD, NEW YORK

Well Id: B- 8M

Date	Lab Sample Id	Method	Carbon tetrachloride (ug/L)	Chloroform (ug/L)	1,1-Dichloroethane (ug/L)	1,1-Dichloroethene (ug/L)	Methylene chloride (ug/L)	Trans-1,2-dichloroethene (ug/L)	Cis-1,2-dichloroethene (ug/L)	1,1,1-Trichloroethane (ug/L)	Trichloroethylene (TCE) (ug/L)	Tetrachloroethylene (PCE) (ug/L)	Vinyl chloride (ug/L)	Total (ug/L)
04/13/2009	5647717	8260	ND	ND	ND	ND	ND	ND	3100	ND	61000	ND	120 J	64220
07/07/2009	5718472	8260	ND	ND	ND	ND	ND	ND	1200	ND	25000	ND	30 J	26230
10/07/2009	5800390	8260	ND	ND	ND	12 J	ND	13 J	1900	ND	32000	ND	79	34004
01/20/2010	5888925	8260	ND	ND	ND	ND	ND	ND	4600	ND	80000	ND	210 J	84810
04/14/2010	5954138	8260	ND	ND	ND	ND	ND	ND	2700	ND	84000	ND	ND	86700
07/15/2010	6033918	8260	ND	ND	ND	ND	ND	ND	5600	ND	94000	ND	410 J	100010
10/14/2010	6113377	8260	ND	ND	ND	13 J	ND	17 J	3000	ND	60000	6.6 J	54	63090.6
01/24/2011	6190819	8260	ND	ND	ND	ND	ND	ND	4600	ND	70000	ND	160 J	74760
04/14/2011	6259039	8260	ND	ND	ND	ND	ND	ND	1400	ND	45000	ND	ND	46400
07/18/2011	6348766	8260	ND	ND	ND	ND	ND	ND	5400	ND	83000	ND	400 J	88800
10/12/2011	6435905	8260	ND	ND	ND	ND	ND	ND	5600	ND	78000	ND	270 J	83870
01/17/2012	6524424	8260	ND	ND	ND	9.7	ND	11	1300	ND	35000	4.5 J	52	36377.2
04/04/2012	6607032	8260	ND	ND	ND	ND	ND	ND	1900	ND	32000	ND	120	34020

ND - Not detected, indicates parameter was analyzed for, but not detected at or above the reporting limit.

To address the NYSDEC concerns regarding the presentation and plotting of nondetected values, the data for 2001 to 2004 has been reevaluated and interpreted as follows:

- 1) Nondetected concentrations have been represented as ND for reporting purposes.
- 2) Total VOCs have been recalculated and represented as the sum of the detected parameters shown on this table.
- 3) The method change to 8260 was approved by the NYSDEC and changed in January 2005.

FORMER CARBORUNDUM FACILITY

WHEATFIELD, NEW YORK

Well Id: B- 9M

Date	Lab Sample Id	Method	Carbon tetrachloride (ug/L)	Chloroform (ug/L)	1,1-Dichloro-ethane (ug/L)	1,1-Dichloro-ethene (ug/L)	Methylene chloride (ug/L)	Trans-1,2-dichloro-ethene (ug/L)	Cis-1,2-dichloro-ethene (ug/L)	1,1,1-Trichloro-ethane (ug/L)	Trichloro-ethylene (TCE) (ug/L)	Tetrachloro-ethylene (PCE) (ug/L)	Vinyl chloride (ug/L)	Total (ug/L)
07/17/2002	A2732703	8021	ND	ND	ND	ND	ND	ND	7.4	ND	23	1.7	ND	32.1
07/02/2003	A3639709	8021	ND	ND	ND	ND	ND	ND	1.4	ND	2.8	ND	ND	4.2
06/29/2004	A4614511	8021	ND	ND	ND	ND	ND	ND	ND	ND	2	ND	ND	2
07/07/2005	A5706807	8260	ND	ND	ND	ND	ND	ND	2.7	ND	5.4	1.4	ND	9.5
10/24/2005	A5B97302	8260	ND	ND	ND	ND	ND	ND	ND	ND	1.3 B	ND	ND	1.3
01/24/2006	A6089109	8260	ND	ND	ND	ND	ND	ND	ND	ND	0.67 J	ND	ND	0.67
04/12/2006	6D13005-05	8260	ND	ND	ND	ND	ND	ND	ND	ND	ND	ND	ND	ND
07/13/2006	6G14009-05	8260	ND	ND	ND	ND	3	ND	2	ND	3	ND	ND	8
10/09/2006	6J10002-07	8260	ND	ND	ND	ND	ND	ND	1	ND	4	ND	ND	5
01/05/2007	7A05012-03	8260	ND	ND	ND	ND	ND	ND	ND	ND	ND	ND	ND	ND
04/04/2007	7D05011-05	8260	ND	ND	ND	ND	ND	ND	ND	ND	ND	ND	ND	ND
07/10/2007	7G11015-03	8260	ND	ND	ND	ND	ND	ND	ND	ND	1	ND	ND	1
10/09/2007	7J10006-10	8260	ND	ND	ND	ND	ND	ND	2	ND	ND	ND	ND	2
01/07/2008	8A08003-03	8260	ND	ND	ND	ND	3	ND	ND	ND	ND	ND	ND	3
04/07/2008	8D08002-07	8260	ND	ND	ND	ND	2 B	ND	ND	ND	ND	ND	ND	2
07/16/2008	5417444	8260	ND	ND	ND	ND	ND	ND	ND	ND	ND	ND	ND	ND
01/21/2009	5582424	8260	ND	ND	ND	ND	ND	ND	ND	ND	ND	ND	ND	ND
04/16/2009	5649164	8260	ND	ND	ND	ND	ND	ND	ND	ND	ND	ND	ND	ND
07/07/2009	5718463	8260	ND	ND	ND	ND	ND	ND	ND	ND	ND	ND	ND	ND
10/06/2009	5799006	8260	ND	ND	ND	ND	ND	ND	ND	ND	ND	ND	ND	ND
01/20/2010	5888926	8260	ND	ND	ND	ND	ND	ND	ND	ND	ND	ND	ND	ND
04/06/2010	5946904	8260	ND	ND	ND	ND	ND	ND	ND	ND	ND	ND	ND	ND
07/12/2010	6030559	8260	ND	ND	ND	ND	ND	ND	0.85 J	ND	1.7 J	ND	ND	2.55
01/24/2011	6190818	8260	ND	ND	ND	ND	ND	ND	ND	ND	ND	ND	ND	ND
04/12/2011	6256716	8260	ND	ND	ND	ND	ND	ND	ND	ND	ND	ND	ND	ND
07/12/2011	6342647	8260	ND	ND	ND	ND	ND	ND	ND	ND	1.1 J	ND	ND	1.1
10/10/2011	6433665	8260	ND	ND	ND	ND	ND	ND	2.3 J	ND	5.4	4.1 J	ND	11.8
01/17/2012	6524423	8260	ND	ND	ND	ND	ND	ND	ND	ND	ND	ND	ND	ND
04/03/2012	6605292	8260	ND	ND	ND	ND	ND	ND	ND	ND	ND	ND	ND	ND

ND - Not detected, indicates parameter was analyzed for, but not detected at or above the reporting limit.

To address the NYSDEC concerns regarding the presentation and plotting of nondetected values, the data for 2001 to 2004 has been reevaluated and interpreted as follows:

- 1) Nondetected concentrations have been represented as ND for reporting purposes.
- 2) Total VOCs have been recalculated and represented as the sum of the detected parameters shown on this table.
- 3) The method change to 8260 was approved by the NYSDEC and changed in January 2005.

FORMER CARBORUNDUM FACILITY

WHEATFIELD, NEW YORK

Well Id: B-10M

Date	Lab Sample Id	Method	Carbon tetrachloride (ug/L)	Chloroform (ug/L)	1,1-Dichloro-ethane (ug/L)	1,1-Dichloro-ethene (ug/L)	Methylene chloride (ug/L)	Trans-1,2-dichloro-ethene (ug/L)	Cis-1,2-dichloro-ethene (ug/L)	1,1,1-Trichloro-ethane (ug/L)	Trichloro-ethylene (TCE) (ug/L)	Tetrachloro-ethylene (PCE) (ug/L)	Vinyl chloride (ug/L)	Total (ug/L)
07/10/2001	A1648708	8021	ND	ND	0.72 J	ND	1.1 J	0.64 J	21	4.3	43	ND	ND	70.76
07/16/2002	A2722907	8021	ND	ND	ND	ND	2.6	ND	14	4.3	56	ND	ND	76.9
04/25/2003	A3389601	8021	ND	ND	ND	ND	1.5 J	ND	10	3.6	52	ND	ND	67.1
07/18/2003	A3689004	8021	ND	ND	ND	ND	ND	ND	7.4	2.6	40	ND	ND	50
10/22/2003	A3A21906	8021	ND	ND	ND	ND	ND	ND	19	5.1	92	ND	ND	116.1
04/29/2004	A4402501	8021	ND	ND	ND	ND	ND	ND	10	3.8	59	ND	ND	72.8
07/16/2004	A4674302	8260	ND	ND	ND	ND	1.3 J	ND	4.6	2	36	ND	ND	43.9
07/16/2004	A4674302	8021	ND	ND	1.3	ND	3.8 E	1.9 E	7.6 E	3.7 E	45 E	ND	ND	63.3
10/15/2004	A4A20301	8021	ND	ND	ND	ND	1.3	0.51 J	12	4.1	39	ND	ND	56.91
04/19/2005	A5387402	8260	ND	ND	ND	ND	ND	0.49 J	6	3.5	40 E	ND	ND	49.99
04/19/2005	A5387402DL	8260	ND	ND	ND	ND	ND	ND	5.7 D	3.3 D	40 D	ND	ND	49
07/20/2005	A5762302	8260/5ML	ND	ND	0.7 J	ND	ND	0.75 J	9.1	4.8	45	ND	ND	60.35
10/24/2005	A5B97303	8260	ND	ND	0.67 J	ND	ND	0.63 J	11	4.6	55 B	ND	ND	71.9
04/19/2006	6D20002-02	8260	ND	ND	ND	ND	ND	ND	5	3	30	ND	ND	38
07/18/2006	6G19003-01	8260	ND	ND	ND	ND	4 B	ND	13	6	42	ND	ND	65
10/11/2006	6J12003-07RE1	8260	ND	ND	ND	ND	ND	ND	9	5	53	ND	ND	67
04/18/2007	7D19009-02	8260	ND	ND	ND	ND	ND	ND	4	3	27	ND	ND	34
07/10/2007	7G11015-04	8260	ND	ND	ND	ND	ND	ND	6	4	36	ND	ND	46
10/09/2007	7J10006-11	8260	ND	ND	ND	ND	ND	1	15	5	51	ND	ND	72
04/09/2008	8D10002-01	8260	ND	ND	ND	ND	3	ND	7	3	58	ND	ND	71
07/24/2008	5424625	8260	ND	ND	ND	ND	ND	0.81 J	8.4	4.2 J	43	ND	ND	56.41
10/20/2008	5504259	8260	ND	ND	ND	ND	ND	0.98 J	12	5.1	61	ND	ND	79.08
04/20/2009	5651166	8260	ND	ND	ND	ND	ND	ND	5	3 J	35	ND	ND	43
07/07/2009	5718465	8260	ND	ND	ND	ND	ND	ND	5.5	2.9 J	35	ND	ND	43.4
10/06/2009	5799010	8260	ND	ND	ND	ND	ND	ND	6.5	3.6 J	46	ND	ND	56.1
04/14/2010	5954139	8260	ND	ND	ND	ND	ND	ND	3.9 J	2.4 J	31	ND	ND	37.3
07/12/2010	6030558	8260	ND	ND	ND	ND	ND	ND	5.1	2.8 J	30	ND	ND	37.9
10/18/2010	6115530	8260	ND	ND	ND	ND	ND	1.3 J	16	4.8 J	66	ND	ND	88.1
04/21/2011	6266005	8260	ND	ND	ND	ND	ND	ND	3.3 J	1.6 J	27	ND	ND	31.9
07/20/2011	6352277	8260	ND	ND	ND	ND	ND	ND	4.1 J	2.5 J	32	ND	ND	38.6
10/10/2011	6433666	8260	ND	ND	ND	ND	ND	ND	8.3	3.3 J	46	ND	ND	57.6
04/05/2012	6608275	8260	ND	ND	ND	ND	ND	ND	2.4 J	1.3 J	32	ND	ND	35.7

ND - Not detected, indicates parameter was analyzed for, but not detected at or above the reporting limit.

To address the NYSDEC concerns regarding the presentation and plotting of nondetected values, the data for 2001 to 2004 has been reevaluated and interpreted as follows:

- 1) Nondetected concentrations have been represented as ND for reporting purposes.
- 2) Total VOCs have been recalculated and represented as the sum of the detected parameters shown on this table.
- 3) The method change to 8260 was approved by the NYSDEC and changed in January 2005.

FORMER CARBORUNDUM FACILITY

WHEATFIELD, NEW YORK

Well Id: B-11M

Date	Lab Sample Id	Method	Carbon tetrachloride (ug/L)	Chloroform (ug/L)	1,1-Dichloroethane (ug/L)	1,1-Dichloroethene (ug/L)	Methylene chloride (ug/L)	Trans-1,2-dichloroethene (ug/L)	Cis-1,2-dichloroethene (ug/L)	1,1,1-Trichloroethane (ug/L)	Trichloroethylene (TCE) (ug/L)	Tetrachloroethylene (PCE) (ug/L)	Vinyl chloride (ug/L)	Total (ug/L)
07/10/2001	A1648706	8021	ND	ND	ND	ND	12	ND	21	ND	270	ND	ND	303
07/16/2002	A2722909	8021	ND	ND	ND	ND	ND	ND	230	ND	1500	ND	ND	1730
07/10/2003	A3654302	8021	ND	ND	ND	ND	ND	ND	160	ND	990	ND	ND	1150
07/07/2004	A4636802	8021	ND	ND	ND	ND	ND	ND	200	ND	1600	35	ND	1835
07/14/2005	A5740602	8260/5ML	ND	ND	ND	1.4	ND	2.7	340 E	ND	710 E	87	1.3 J	1142.4
07/14/2005	A5740602DL	8260/5ML	ND	ND	ND	ND	ND	ND	310 D	ND	2000 D	57 D	ND	2367
07/14/2006	6G14010-04	8260	ND	ND	ND	ND	ND	ND	189	ND	1090	30	ND	1309
07/16/2007	7G17015-08	8260	ND	ND	ND	ND	ND	ND	155	ND	1150	67	ND	1372
07/24/2008	5424624	8260	ND	ND	ND	ND	ND	0.87 J	170	ND	700	21	ND	891.87
07/07/2009	5718478	8260	ND	ND	ND	ND	ND	1.8 J	76	ND	470	21	ND	568.8
07/12/2010	6030557	8260	ND	ND	ND	ND	ND	1.5 J	83	ND	500	26	ND	610.5
07/18/2011	6348762	8260	ND	ND	ND	ND	ND	2.1 J	60	ND	370	20	ND	452.1

ND - Not detected, indicates parameter was analyzed for, but not detected at or above the reporting limit.

To address the NYSDEC concerns regarding the presentation and plotting of nondetected values, the data for 2001 to 2004 has been reevaluated and interpreted as follows:

- 1) Nondetected concentrations have been represented as ND for reporting purposes.
- 2) Total VOCs have been recalculated and represented as the sum of the detected parameters shown on this table.
- 3) The method change to 8260 was approved by the NYSDEC and changed in January 2005.

FORMER CARBORUNDUM FACILITY

WHEATFIELD, NEW YORK

Well Id: B-12M

Date	Lab Sample Id	Method	Carbon tetrachloride (ug/L)	Chloroform (ug/L)	1,1-Dichloroethane (ug/L)	1,1-Dichloroethene (ug/L)	Methylene chloride (ug/L)	Trans-1,2-dichloroethene (ug/L)	Cis-1,2-dichloroethene (ug/L)	1,1,1-Trichloroethane (ug/L)	Trichloroethylene (TCE) (ug/L)	Tetrachloroethylene (PCE) (ug/L)	Vinyl chloride (ug/L)	Total (ug/L)
07/18/2002	A2732704	8021	ND	ND	1	ND	ND	ND	30	1.4	74	ND	ND	106.4
07/02/2003	A3639710	8021	ND	ND	8.3	1.8	ND	3.8	87 D	26	82	ND	ND	208.9
06/29/2004	A4614512	8021	ND	ND	4	ND	ND	2.7	71	8.3	240	ND	ND	326
07/08/2005	A5715203	8260/5ML	ND	ND	0.56 J	ND	ND	ND	7.3	1.1	30	ND	ND	38.96
07/18/2006	6G19003-15	8260	ND	ND	9	3	5 B	4	164	8	581 D	ND	6	780
07/09/2007	7G10002-04RE1	8260	ND	ND	1	ND	ND	ND	20	2	77	ND	ND	100
07/16/2008	5417452	8260	ND	ND	69	13	ND	7.8 J	560	110	1600	ND	17	2376.8
07/13/2009	5722292	8260	ND	ND	37	4.3 J	ND	7.1 J	290	78	660	ND	ND	1076.4
07/12/2010	6030550	8260	ND	ND	34	8.5 J	ND	6.4 J	370	64	1700	ND	2.1 J	2185
07/13/2011	6343978	8260	ND	ND	8.9 J	2.7 J	ND	3.2 J	120	14	650	ND	ND	798.8

ND - Not detected, indicates parameter was analyzed for, but not detected at or above the reporting limit.

To address the NYSDEC concerns regarding the presentation and plotting of nondetected values, the data for 2001 to 2004 has been reevaluated and interpreted as follows:

- 1) Nondetected concentrations have been represented as ND for reporting purposes.
- 2) Total VOCs have been recalculated and represented as the sum of the detected parameters shown on this table.
- 3) The method change to 8260 was approved by the NYSDEC and changed in January 2005.

FORMER CARBORUNDUM FACILITY

WHEATFIELD, NEW YORK

Well Id: B-13M														
Date	Lab Sample Id	Method	Carbon tetrachloride (ug/L)	Chloroform (ug/L)	1,1-Dichloroethane (ug/L)	1,1-Dichloroethene (ug/L)	Methylene chloride (ug/L)	Trans-1,2-dichloroethene (ug/L)	Cis-1,2-dichloroethene (ug/L)	1,1,1-Trichloroethane (ug/L)	Trichloroethylene (TCE) (ug/L)	Tetrachloroethylene (PCE) (ug/L)	Vinyl chloride (ug/L)	Total (ug/L)
04/19/2001	A1361310	624	ND	ND	ND	ND	ND	2.6	67	ND	12	ND	ND	81.6
07/12/2001	A1663807	8021	ND	7.6	ND	ND	5.5	14	720	ND	120	ND	ND	867.1
07/16/2002	A2722911	8021	ND	ND	ND	ND	14	18	1000	ND	140	ND	ND	1172
04/22/2003	A3376301	8021	ND	ND	ND	ND	22	14	1400	ND	1400	ND	82	2918
07/18/2003	A3689003	8021	ND	ND	10	ND	ND	12	1300	ND	470	ND	48	1840
10/22/2003	A3A21905	8021	ND	ND	12	ND	ND	10	1600	ND	310	ND	71	2003
04/27/2004	A4387501	8021	ND	ND	ND	ND	ND	16	1100	ND	89	ND	34	1239
07/13/2004	A4663801	8021	ND	42	16	19	30	27	950	ND	200	ND	40	1324
10/13/2004	A4A09403	8021	ND	ND	18	5.8	1.5 B	14	760 D	2.4	250 D	ND	21	1072.7
04/19/2005	A5387404	8260	ND	ND	21	6.9	ND	10	1100 E	2.6	450 E	ND	22	1612.5
04/19/2005	A5387404DL	8260	ND	ND	ND	ND	ND	ND	1100 D	ND	440 D	ND	ND	1540
07/21/2005	A5768401	8260/5ML	ND	ND	8.5	8.4	ND	24	1100 E	ND	300	ND	9	1449.9
07/21/2005	A5768401DL	8260/5ML	ND	ND	ND	ND	ND	12 D	640 D	ND	110 D	ND	38 D	800
10/20/2005	A5B92004	8260	ND	ND	6.7	ND	6.5 B	20	1000 E	ND	210	ND	13	1256.2
10/20/2005	A5B92004DL	8260	ND	ND	ND	ND	ND	12 D	640 D	ND	140 BD	ND	22 D	814
01/24/2006	A6089113	8260	ND	ND	2.8	ND	4.2	2.3	230	ND	81	ND	4.7	325
04/18/2006	6D19002-03	8260	ND	ND	3	1	ND	5	321 D	ND	137	ND	5	472
07/14/2006	6G14010-05	8260	ND	ND	7	5	9	20	838 D	ND	202	ND	59	1140
10/11/2006	6J12003-01	8260	ND	ND	3	2	ND	8	368 D	ND	73	ND	19	473
01/10/2007	7A11003-05	8260	ND	ND	2	ND	ND	2	225 D	ND	84	ND	7	320
04/12/2007	7D13007-01	8260	ND	ND	1	ND	ND	3	152	ND	63	ND	8	227
07/12/2007	7G13019-08	8260	ND	ND	3	2	ND	10	437 D	ND	127	ND	25	604
10/09/2007	7J10006-02	8260	ND	ND	ND	ND	ND	9	413	ND	122	ND	27	571
01/08/2008	8A09005-01	8260	ND	ND	ND	ND	ND	ND	241	ND	59	ND	ND	300
04/10/2008	8D11008-03	8260	ND	ND	7	ND	12	6	536	ND	456	ND	18	1035
07/24/2008	5424627	8260	ND	ND	4.4 J	4.2 J	ND	14	660	ND	210	ND	33	925.6
10/15/2008	5499970	8260	ND	ND	3.7 J	2.6 J	ND	12	470	ND	180	ND	6.1	674.4
01/14/2009	5577590	8260	ND	ND	4.9 J	2.1 J	ND	3.6 J	260	3.4 J	270	ND	3.4 J	547.4
04/14/2009	5646770	8260	ND	ND	5.2	3.1 J	ND	7	460	3.2 J	460	ND	17	955.5
07/09/2009	5720678	8260	ND	ND	4.7 J	3.7 J	ND	14	640	0.92 J	230	ND	39	932.32
10/05/2009	5797965	8260	ND	ND	4.5 J	3 J	ND	9.7	520	ND	180	ND	33	750.2
01/25/2010	5892345	8260	ND	ND	ND	ND	ND	ND	59	ND	71	ND	1.6 J	131.6
04/13/2010	5953086	8260	ND	ND	4.2 J	2.6 J	ND	5.8	360	2.3 J	340	ND	19	733.9
07/14/2010	6032692	8260	ND	ND	3.3 J	2 J	ND	8	430	ND	140	ND	24	607.3
10/14/2010	6113372	8260	ND	ND	6	4.7 J	ND	18	740	1.2 J	240	ND	13	1022.9
01/25/2011	6191897	8260	ND	ND	3.4 J	0.8 J	ND	2.7 J	200	ND	68	ND	4.5 J	279.4
04/18/2011	6261651	8260	ND	ND	22	4.7 J	ND	4.8 J	500	3 J	490	ND	15	1039.5

ND - Not detected, indicates parameter was analyzed for, but not detected at or above the reporting limit.

To address the NYSDEC concerns regarding the presentation and plotting of nondetected values, the data for 2001 to 2004 has been reevaluated and interpreted as follows:

- 1) Nondetected concentrations have been represented as ND for reporting purposes.
- 2) Total VOCs have been recalculated and represented as the sum of the detected parameters shown on this table.
- 3) The method change to 8260 was approved by the NYSDEC and changed in January 2005.

FORMER CARBORUNDUM FACILITY

WHEATFIELD, NEW YORK

Well Id: B-13M

Date	Lab Sample Id	Method	Carbon tetrachloride (ug/L)	Chloroform (ug/L)	1,1-Dichloroethane (ug/L)	1,1-Dichloroethene (ug/L)	Methylene chloride (ug/L)	Trans-1,2-dichloroethene (ug/L)	Cis-1,2-dichloroethene (ug/L)	1,1,1-Trichloroethane (ug/L)	Trichloroethylene (TCE) (ug/L)	Tetrachloroethylene (PCE) (ug/L)	Vinyl chloride (ug/L)	Total (ug/L)
07/12/2011	6342652	8260	ND	ND	12	3.9 J	ND	7.4	450	1.5 J	380	ND	16	870.8
10/11/2011	6434702	8260	ND	ND	8.8 J	5.2 J	ND	15	770	ND	350	ND	8.6 J	1157.6
01/25/2012	6532442	8260	ND	ND	47	10	ND	9.6	780	5.2	870	0.91 J	24	1746.71
04/10/2012	6612005	8260	ND	ND	2.0 J	1.6 J	ND	4.3 J	440	ND	6.0	ND	140	593.9

ND - Not detected, indicates parameter was analyzed for, but not detected at or above the reporting limit.

To address the NYSDEC concerns regarding the presentation and plotting of nondetected values, the data for 2001 to 2004 has been reevaluated and interpreted as follows:

- 1) Nondetected concentrations have been represented as ND for reporting purposes.
- 2) Total VOCs have been recalculated and represented as the sum of the detected parameters shown on this table.
- 3) The method change to 8260 was approved by the NYSDEC and changed in January 2005.

FORMER CARBORUNDUM FACILITY

WHEATFIELD, NEW YORK

Well Id: B-14M

Date	Lab Sample Id	Method	Carbon tetrachloride (ug/L)	Chloroform (ug/L)	1,1-Dichloroethane (ug/L)	1,1-Dichloroethene (ug/L)	Methylene chloride (ug/L)	Trans-1,2-dichloroethene (ug/L)	Cis-1,2-dichloroethene (ug/L)	1,1,1-Trichloroethane (ug/L)	Trichloroethylene (TCE) (ug/L)	Tetrachloroethylene (PCE) (ug/L)	Vinyl chloride (ug/L)	Total (ug/L)
07/17/2002	A2732701	8021	ND	ND	ND	ND	ND	ND	160	ND	730	ND	ND	890
07/02/2003	A3639711	8021	ND	ND	ND	ND	ND	0.83 J	39	ND	260 D	ND	ND	299.83
06/29/2004	A4614507	8021	ND	ND	ND	ND	12	ND	9.1	ND	120	ND	ND	141.1
06/29/2004	A4614507RE	8021	ND	ND	ND	ND	13	ND	10	ND	130	ND	ND	153
07/08/2005	A5715204	8260/5ML	ND	ND	ND	ND	ND	1.8	96	ND	560 E	9	ND	666.8
07/08/2005	A5715204DL	8260/5ML	ND	ND	ND	ND	ND	ND	81 D	ND	500 D	6.7 D	ND	587.7
07/13/2006	6G14009-04	8260	ND	ND	ND	ND	ND	ND	306	ND	1500 D	9	17	1832
07/10/2007	7G11015-02RE1	8260	ND	ND	ND	ND	ND	ND	67	ND	541	11	ND	619
07/21/2008	5420898	8260	ND	ND	ND	ND	ND	1.1 J	130	ND	300	3.9 J	ND	435
07/18/2011	6348761	8260	ND	ND	ND	ND	ND	1.1 J	64	ND	360	4.3 J	ND	429.4

ND - Not detected, indicates parameter was analyzed for, but not detected at or above the reporting limit.

To address the NYSDEC concerns regarding the presentation and plotting of nondetected values, the data for 2001 to 2004 has been reevaluated and interpreted as follows:

- 1) Nondetected concentrations have been represented as ND for reporting purposes.
- 2) Total VOCs have been recalculated and represented as the sum of the detected parameters shown on this table.
- 3) The method change to 8260 was approved by the NYSDEC and changed in January 2005.

FORMER CARBORUNDUM FACILITY

WHEATFIELD, NEW YORK

Well Id: B-15M

Date	Lab Sample Id	Method	Carbon tetrachloride (ug/L)	Chloroform (ug/L)	1,1-Dichloroethane (ug/L)	1,1-Dichloroethene (ug/L)	Methylene chloride (ug/L)	Trans-1,2-dichloroethene (ug/L)	Cis-1,2-dichloroethene (ug/L)	1,1,1-Trichloroethane (ug/L)	Trichloroethylene (TCE) (ug/L)	Tetrachloroethylene (PCE) (ug/L)	Vinyl chloride (ug/L)	Total (ug/L)
07/12/2001	A1663802	8021	ND	ND	ND	ND	ND	ND	ND	ND	ND	ND	ND	ND
07/09/2002	A2695507	8021	ND	ND	ND	ND	ND	ND	ND	ND	ND	ND	ND	ND
08/05/2002	A2793603	8021	ND	ND	ND	ND	ND	ND	ND	ND	1.4	ND	ND	1.4
07/15/2003	A3670606	8021	ND	ND	ND	ND	ND	ND	ND	ND	ND	ND	ND	ND
07/15/2004	A4674101	8260	ND	ND	ND	ND	ND	ND	ND	ND	ND	ND	ND	ND
07/15/2004	A4674101	8021	ND	ND	ND	ND	ND	ND	ND	ND	ND	ND	ND	ND
07/20/2005	A5762203	8260/5ML	ND	ND	ND	ND	ND	ND	ND	ND	ND	ND	ND	ND
07/19/2006	6G20004-12	8260	ND	ND	ND	ND	ND	ND	ND	ND	ND	ND	ND	ND
07/17/2007	7G18027-08	8260	ND	ND	ND	ND	ND	ND	ND	ND	ND	ND	ND	ND
07/21/2008	5420897	8260	ND	ND	ND	ND	ND	ND	ND	ND	ND	ND	ND	ND
07/08/2009	5719628	8260	ND	ND	ND	ND	ND	ND	ND	ND	ND	ND	ND	ND
07/19/2010	6036144	8260	ND	ND	ND	ND	ND	ND	ND	ND	ND	ND	ND	ND
07/12/2011	6342642	8260	ND	ND	ND	ND	ND	ND	ND	ND	ND	ND	ND	ND

ND - Not detected, indicates parameter was analyzed for, but not detected at or above the reporting limit.

To address the NYSDEC concerns regarding the presentation and plotting of nondetected values, the data for 2001 to 2004 has been reevaluated and interpreted as follows:

- 1) Nondetected concentrations have been represented as ND for reporting purposes.
- 2) Total VOCs have been recalculated and represented as the sum of the detected parameters shown on this table.
- 3) The method change to 8260 was approved by the NYSDEC and changed in January 2005.

FORMER CARBORUNDUM FACILITY

WHEATFIELD, NEW YORK

Well Id: B-16M

Date	Lab Sample Id	Method	Carbon tetrachloride (ug/L)	Chloroform (ug/L)	1,1-Dichloroethane (ug/L)	1,1-Dichloroethene (ug/L)	Methylene chloride (ug/L)	Trans-1,2-dichloroethene (ug/L)	Cis-1,2-dichloroethene (ug/L)	1,1,1-Trichloroethane (ug/L)	Trichloroethylene (TCE) (ug/L)	Tetrachloroethylene (PCE) (ug/L)	Vinyl chloride (ug/L)	Total (ug/L)
07/17/2002	A2732702	8021	ND	ND	ND	ND	ND	ND	ND	ND	2.3	ND	ND	2.3
07/02/2003	A3639712	8021	ND	ND	ND	ND	ND	ND	ND	ND	4.7	ND	ND	4.7
07/02/2003	A3639712RE	8021	ND	ND	ND	ND	ND	ND	ND	ND	ND	ND	ND	
06/29/2004	A4614510	8021	ND	ND	ND	ND	ND	ND	ND	ND	ND	ND	ND	ND
07/08/2005	A5715205	8260/5ML	ND	ND	ND	ND	ND	ND	ND	ND	0.77 J	ND	ND	0.77
07/13/2006	6G14009-03	8260	ND	ND	ND	ND	ND	ND	ND	ND	ND	ND	ND	ND
07/18/2007	7G19011-07	8260	ND	ND	ND	ND	ND	ND	ND	ND	ND	ND	ND	ND
07/17/2008	5418429	8260	ND	ND	ND	ND	ND	ND	ND	ND	ND	ND	ND	ND
07/08/2009	5719617	8260	ND	ND	ND	ND	ND	ND	ND	ND	ND	ND	ND	ND
07/12/2010	6030553	8260	ND	ND	ND	ND	ND	ND	ND	ND	ND	ND	ND	ND
07/25/2011	6355558	8260	ND	ND	ND	ND	ND	ND	1.1 J	ND	ND	ND	ND	1.1

ND - Not detected, indicates parameter was analyzed for, but not detected at or above the reporting limit.

To address the NYSDEC concerns regarding the presentation and plotting of nondetected values, the data for 2001 to 2004 has been reevaluated and interpreted as follows:

- 1) Nondetected concentrations have been represented as ND for reporting purposes.
- 2) Total VOCs have been recalculated and represented as the sum of the detected parameters shown on this table.
- 3) The method change to 8260 was approved by the NYSDEC and changed in January 2005.

FORMER CARBORUNDUM FACILITY

WHEATFIELD, NEW YORK

Well Id: B-17M

Date	Lab Sample Id	Method	Carbon tetrachloride (ug/L)	Chloroform (ug/L)	1,1-Dichloroethane (ug/L)	1,1-Dichloroethene (ug/L)	Methylene chloride (ug/L)	Trans-1,2-dichloroethene (ug/L)	Cis-1,2-dichloroethene (ug/L)	1,1,1-Trichloroethane (ug/L)	Trichloroethylene (TCE) (ug/L)	Tetrachloroethylene (PCE) (ug/L)	Vinyl chloride (ug/L)	Total (ug/L)
01/13/2001	A1041308	8021	ND	ND	ND	ND	ND	ND	3100	ND	8000	ND	ND	11100
04/20/2001	A1366401	624	ND	ND	100 E	9.7	ND	30	1500 D	9.4	5300 D	3.6	6.1	6958.8
07/11/2001	A1648713	8021	ND	ND	ND	ND	180	ND	3700	ND	8400	ND	ND	12280
10/16/2001	A1A17410	8021	ND	ND	ND	ND	1000	ND	2600	ND	29000	ND	ND	32600
01/25/2002	A2081503	8021	ND	140	ND	ND	140	ND	4500	ND	2800	ND	91	7671
04/22/2002	A2391101	8021	ND	ND	ND	ND	76	ND	12000	ND	4300	ND	2100	18476
07/17/2002	A2732601	8021	ND	ND	ND	ND	160	ND	8600	ND	5500	ND	1800	16060
10/15/2002	A2A23603	8021	ND	ND	ND	ND	1000	ND	49000	ND	17000	ND	4300	71300
01/24/2003	A3075207	8021	ND	ND	ND	ND	190	ND	12000	ND	7100	ND	2600	21890
04/23/2003	A3376304	8021	ND	ND	ND	ND	ND	ND	12000	ND	4400	ND	1400	17800
07/22/2003	A3699406	8021	ND	ND	ND	ND	ND	ND	13000	ND	3800	ND	1100	17900
10/22/2003	A3A28302	8021	ND	ND	ND	ND	170	ND	20000	ND	2500	ND	2600	25270
01/21/2004	A4053403	8021	ND	ND	ND	ND	ND	ND	7800	ND	5600	ND	620	14020
04/28/2004	A4387504	8021	ND	ND	ND	ND	ND	ND	8100	ND	5300	ND	700	14100
07/09/2004	A4647102	8021	ND	ND	120	220	ND	ND	14000	ND	3500	ND	1600	19440
10/08/2004	A4994203	8021	ND	ND	ND	ND	ND	ND	7700	ND	3300	ND	640	11640
01/18/2005	A5051102	8260	ND	ND	100	52	ND	ND	9600	ND	7800	ND	1300	18852
04/19/2005	A5387401	8260	ND	ND	ND	ND	ND	ND	13000 E	ND	6900	ND	1300	21200
04/19/2005	A5387401DL	8260	ND	ND	ND	ND	ND	ND	12000 D	ND	6700 D	ND	1200 D	19900
07/21/2005	A5768404	8260/5ML	ND	ND	110	ND	ND	130	15000	ND	8600	ND	1500	25340
10/21/2005	A5B92803	8260	ND	ND	69	43	ND	60	3300 E	120 E	2900 E	0.98 J	850 E	7342.98
10/21/2005	A5B92803DL	8260	ND	ND	ND	ND	ND	ND	9500 D	140 D	8900 D	ND	1000 D	19540
01/26/2006	A6102401	8260	ND	ND	67	ND	ND	ND	4300	ND	8400	ND	470	13237
04/19/2006	6D20002-04RE1	8260	ND	ND	48	39	ND	60	9570 D	ND	7730 D	ND	1210	18657
07/18/2006	6G19003-05	8260	ND	ND	72	40	212 B	61	8250 D	34	8170 D	ND	1320	18159
10/09/2006	6J10002-09	8260	ND	ND	66	28	129	36	6730 D	175	12000 D	ND	798	19962
01/09/2007	7A10006-08	8260	ND	ND	ND	ND	227	ND	5190	ND	12800 D	ND	372	18589
04/12/2007	7D13007-03	8260	ND	ND	ND	ND	ND	ND	3100	ND	3100	ND	475	6675
07/16/2007	7G17015-01	8260	ND	ND	ND	ND	ND	ND	8490	ND	2940	ND	1510	12940
10/09/2007	7J10006-08	8260	ND	ND	ND	ND	277	ND	12300	ND	3150	ND	2540	18267
01/07/2008	8A08003-10	8260	ND	ND	129	ND	350	ND	4910	ND	3070	ND	718	9177
04/09/2008	8D10002-02	8260	ND	ND	184	ND	468	ND	5820	70	2530	ND	1020	10092
07/25/2008	5426027	8260	ND	ND	71	44 J	ND	45 J	8000	11 J	3800	ND	1300	13271
10/14/2008	5498684	8260	ND	ND	100	50 J	ND	52	11000	10 J	3900	ND	1500	16612
01/14/2009	5577592	8260	ND	ND	180	39	ND	34	5900	49	2800	5.8 J	910	9917.8
04/15/2009	5647720	8260	ND	ND	210	49 J	ND	35 J	6600	75	3900	9.4 J	750	11628.4
07/07/2009	5718470	8260	ND	ND	120	50	ND	62	14000	20 J	3700	ND	2200	20152

ND - Not detected, indicates parameter was analyzed for, but not detected at or above the reporting limit.

To address the NYSDEC concerns regarding the presentation and plotting of nondetected values, the data for 2001 to 2004 has been reevaluated and interpreted as follows:

- 1) Nondetected concentrations have been represented as ND for reporting purposes.
- 2) Total VOCs have been recalculated and represented as the sum of the detected parameters shown on this table.
- 3) The method change to 8260 was approved by the NYSDEC and changed in January 2005.

FORMER CARBORUNDUM FACILITY

WHEATFIELD, NEW YORK

Well Id: B-17M

Date	Lab Sample Id	Method	Carbon tetrachloride (ug/L)	Chloroform (ug/L)	1,1-Dichloroethane (ug/L)	1,1-Dichloroethene (ug/L)	Methylene chloride (ug/L)	Trans-1,2-dichloroethene (ug/L)	Cis-1,2-dichloroethene (ug/L)	1,1,1-Trichloroethane (ug/L)	Trichloroethylene (TCE) (ug/L)	Tetrachloroethylene (PCE) (ug/L)	Vinyl chloride (ug/L)	Total (ug/L)
10/07/2009	5800387	8260	ND	ND	84	52	ND	44	7500	12	4900	2.3 J	960	13554.3
01/20/2010	5888921	8260	ND	ND	220	39 J	ND	32 J	6300	67	3000	ND	620	10278
04/12/2010	5951990	8260	ND	ND	260	65	ND	39 J	7400	93	7900	14 J	820	16591
07/14/2010	6032688	8260	ND	ND	110	46 J	ND	53	14000	14 J	4300	ND	1700	20223
10/14/2010	6113376	8260	ND	ND	35 J	26 J	ND	27 J	8600	ND	4500	ND	940	14128
01/25/2011	6191890	8260	ND	ND	90	35 J	ND	42 J	7400	15 J	6100	ND	720	14402
04/19/2011	6263087	8260	ND	ND	36	29	ND	54	14000	21 J	5300	ND	1400	20840
07/13/2011	6343974	8260	ND	ND	150	47 J	ND	47 J	11000	32 J	6600	ND	1200	19076
10/12/2011	6435901	8260	ND	ND	52	32 J	ND	36 J	8500	ND	6800	ND	890	16310
01/16/2012	6523837	8260	ND	ND	130	40 J	ND	35 J	7200	21 J	6100	ND	790	14316
04/09/2012	6610602	8260	ND	ND	45 J	35 J	ND	48 J	8900	ND	7800	ND	1200	18028

ND - Not detected, indicates parameter was analyzed for, but not detected at or above the reporting limit.

To address the NYSDEC concerns regarding the presentation and plotting of nondetected values, the data for 2001 to 2004 has been reevaluated and interpreted as follows:

- 1) Nondetected concentrations have been represented as ND for reporting purposes.
- 2) Total VOCs have been recalculated and represented as the sum of the detected parameters shown on this table.
- 3) The method change to 8260 was approved by the NYSDEC and changed in January 2005.

FORMER CARBORUNDUM FACILITY

WHEATFIELD, NEW YORK

Well Id: B-18M

Date	Lab Sample Id	Method	Carbon tetrachloride (ug/L)	Chloroform (ug/L)	1,1-Dichloro-ethane (ug/L)	1,1-Dichloro-ethene (ug/L)	Methylene chloride (ug/L)	Trans-1,2-dichloro-ethene (ug/L)	Cis-1,2-dichloro-ethene (ug/L)	1,1,1-Trichloro-ethane (ug/L)	Trichloro-ethylene (TCE) (ug/L)	Tetrachloro-ethylene (PCE) (ug/L)	Vinyl chloride (ug/L)	Total (ug/L)
01/11/2001	A1035105	8021	ND	ND	2.2	ND	ND	1.2	12	1.6	ND	ND	13	30
04/19/2001	A1361313	624	ND	ND	0.38	ND	ND	ND	2.5	ND	0.24	ND	3.4	6.52
07/12/2001	A1663803	8021	ND	ND	1.9	ND	ND	0.51 J	12	0.47 J	0.56 J	ND	15	30.44
10/12/2001	A1A01001	8021	ND	ND	1	ND	ND	1	28	ND	0.71 J	ND	13	43.71
01/14/2002	A2039402	8021	ND	ND	0.73 J	ND	ND	2.4	61 D	ND	1.8	ND	17	82.93
04/08/2002	A2332602	8260	ND	ND	0.59 J	ND	ND	2.8	56	ND	1.7	ND	12	73.09
07/08/2002	A2695503	8021	ND	ND	ND	ND	ND	1.9	59	ND	ND	ND	22	82.9
10/02/2002	A2980603	8021	ND	ND	0.62 J	ND	ND	2.2	30	ND	0.82 J	ND	14	47.64
01/13/2003	A3038004	8021	ND	ND	0.62 J	ND	ND	1.4	18	ND	ND	ND	14	34.02
04/21/2003	A3370801	8021	ND	ND	0.44 J	ND	1.8 J	3.3	78	ND	4.9	ND	18	106.44
07/14/2003	A3670602	8021	ND	ND	ND	ND	ND	2.6	78	ND	ND	ND	12	92.6
10/15/2003	A3998705	8021	ND	ND	ND	ND	ND	ND	36	ND	ND	ND	19	55
01/07/2004	A4012302	8021	ND	ND	ND	ND	ND	5.7	120	ND	ND	ND	6.1	131.8
04/29/2004	A4402301	8021	ND	ND	ND	ND	ND	1.8	26	ND	ND	ND	16	43.8
07/14/2004	A4664201	8021	ND	ND	ND	ND	ND	2.4	13	ND	ND	ND	11	26.4
10/15/2004	A4A20701	8021	ND	ND	ND	ND	1.2	1.4	33	ND	ND	ND	9	44.6
01/12/2005	A5036402	8260	ND	ND	ND	ND	ND	2.9	45	ND	ND	ND	9	56.9
04/04/2005	A5307809	8260	ND	ND	ND	ND	ND	4.7	72	ND	ND	ND	11	87.7
07/15/2005	A5747001	8260	ND	ND	ND	ND	1.8 J	6.6	92 E	ND	ND	ND	32	132.4
07/15/2005	A5747001DL	8260	ND	ND	ND	ND	2.6 D	5.2 D	75 D	ND	ND	ND	26 D	108.8
07/14/2006	6G14010-03	8260	ND	ND	ND	ND	ND	2	23	ND	1	ND	9	35
07/05/2007	7G06018-01	8260	ND	ND	ND	ND	ND	1	27	ND	ND	ND	11	39
07/23/2008	5423260	8260	ND	ND	ND	ND	ND	1.1 J	26	ND	ND	ND	11	38.1
07/07/2009	5718468	8260	ND	ND	ND	ND	ND	ND	11	ND	ND	ND	5.5	16.5
07/15/2010	6033922	8260	ND	ND	ND	ND	ND	ND	6.5	ND	ND	ND	5.4	11.9
07/18/2011	6348765	8260	ND	ND	ND	ND	ND	ND	8.1	ND	ND	ND	4.6 J	12.7

ND - Not detected, indicates parameter was analyzed for, but not detected at or above the reporting limit.

To address the NYSDEC concerns regarding the presentation and plotting of nondetected values, the data for 2001 to 2004 has been reevaluated and interpreted as follows:

- 1) Nondetected concentrations have been represented as ND for reporting purposes.
- 2) Total VOCs have been recalculated and represented as the sum of the detected parameters shown on this table.
- 3) The method change to 8260 was approved by the NYSDEC and changed in January 2005.

FORMER CARBORUNDUM FACILITY

WHEATFIELD, NEW YORK

Well Id: B-19M

Date	Lab Sample Id	Method	Carbon tetrachloride (ug/L)	Chloroform (ug/L)	1,1-Dichloroethane (ug/L)	1,1-Dichloroethene (ug/L)	Methylene chloride (ug/L)	Trans-1,2-dichloroethene (ug/L)	Cis-1,2-dichloroethene (ug/L)	1,1,1-Trichloroethane (ug/L)	Trichloroethylene (TCE) (ug/L)	Tetrachloroethylene (PCE) (ug/L)	Vinyl chloride (ug/L)	Total (ug/L)
01/12/2001	A1035110	8021	ND	ND	1.4	ND	ND	ND	6.4	1.5	0.32 J	ND	1.4 J	11.02
04/19/2001	A1361309	624	ND	ND	ND	ND	ND	ND	1.3	ND	ND	ND	ND	1.3
07/12/2001	A1663806	8021	ND	ND	0.32 J	ND	ND	ND	5.5	0.27 J	0.95 J	ND	0.56 J	7.6
10/12/2001	A1A01005	8021	ND	ND	ND	ND	ND	ND	2.4	ND	0.25 J	ND	0.24 J	2.89
01/14/2002	A2039401	8021	ND	ND	0.25 J	ND	ND	ND	3.4	0.25 J	0.98 J	ND	1 J	5.88
04/08/2002	A2332601	8260	ND	ND	0.37 J	ND	ND	ND	3.4	0.22 J	0.37 J	0.24 J	0.35 J	4.95
07/08/2002	A2695501	8021	ND	ND	ND	ND	ND	ND	4.6	ND	ND	ND	ND	4.6
10/02/2002	A2980601	8021	ND	ND	0.32 J	ND	ND	ND	4.2	0.36 J	1.1 J	ND	0.43 J	6.41
01/13/2003	A3038002	8021	ND	ND	ND	ND	ND	ND	2.9	ND	1.4	ND	0.37 J	4.67
04/22/2003	A3376401	8021	ND	ND	0.31 J	ND	ND	ND	4.6	0.33 J	ND	ND	0.92 J	6.16
07/14/2003	A3670601	8021	ND	ND	0.24 J	ND	ND	ND	4.9	0.21 J	0.28 J	ND	0.51 J	6.14
10/15/2003	A3998704	8021	ND	ND	ND	ND	ND	ND	3.4	ND	ND	ND	ND	3.4
01/07/2004	A4012301	8021	ND	ND	ND	ND	ND	ND	2.4	ND	ND	ND	ND	2.4
04/27/2004	A4387401	8021	ND	ND	ND	ND	ND	ND	7.2	ND	ND	ND	ND	7.2
07/13/2004	A4664209	8021	ND	ND	ND	ND	ND	ND	5.4	ND	ND	ND	ND	5.4
10/13/2004	A4A09501	8021	ND	ND	ND	ND	ND	ND	11	0.57 J	ND	ND	1	12.57
01/12/2005	A5036401	8260	ND	ND	ND	ND	ND	ND	3.7	ND	0.41 J	ND	0.98 J	5.09
04/04/2005	A5307808	8260	ND	ND	ND	ND	ND	ND	3.7	ND	0.32 BJ	ND	0.75 J	4.77
07/21/2005	A5768301	8260/5ML	ND	ND	ND	ND	ND	ND	6.3	ND	ND	ND	1 J	7.3
10/20/2005	A5B91902	8260	ND	ND	ND	ND	ND	ND	4	ND	0.51 J	ND	0.92 J	5.43
01/24/2006	A6089112	8260	ND	ND	ND	ND	ND	ND	4.2	ND	0.56 J	ND	1.3 J	6.06
04/18/2006	6D19002-04	8260	ND	ND	ND	ND	2	ND	3	ND	ND	ND	ND	5
07/14/2006	6G14010-06	8260	ND	ND	ND	ND	8	ND	3	ND	ND	ND	ND	11
10/11/2006	6J12003-08	8260	ND	ND	ND	ND	ND	ND	5	ND	1	ND	ND	6
01/08/2007	7A09003-05	8260	ND	ND	ND	ND	ND	ND	3	ND	ND	ND	ND	3
04/12/2007	7D13007-02	8260	ND	ND	ND	ND	8	ND	4	ND	ND	ND	ND	12
07/10/2007	7G11015-05	8260	ND	ND	ND	ND	ND	ND	3	ND	4	ND	ND	7
10/09/2007	7J10006-03	8260	ND	ND	ND	ND	ND	ND	2	ND	16	ND	ND	18
01/07/2008	8A08003-05	8260	ND	ND	ND	ND	2	ND	3	ND	ND	ND	ND	5
04/10/2008	8D11008-02	8260	ND	ND	ND	ND	ND	ND	4	ND	ND	ND	ND	4
07/16/2008	5417449	8260	ND	ND	ND	ND	ND	ND	2.5 J	ND	ND	ND	ND	2.5
10/15/2008	5499969	8260	ND	ND	ND	ND	ND	ND	3.8 J	ND	2.2 J	ND	ND	6
01/14/2009	5577589	8260	ND	ND	ND	ND	ND	ND	2.6 J	ND	ND	ND	ND	2.6
04/14/2009	5646769	8260	ND	ND	ND	ND	ND	ND	3.5 J	ND	ND	ND	1.3 J	4.8
07/09/2009	5720693	8260	ND	ND	ND	ND	ND	ND	2.8 J	ND	ND	ND	ND	2.8
10/05/2009	5797964	8260	ND	ND	ND	ND	ND	ND	2.7 J	ND	ND	ND	ND	2.7
01/25/2010	5892344	8260	ND	ND	ND	ND	ND	ND	2.1 J	ND	ND	ND	ND	2.1

ND - Not detected, indicates parameter was analyzed for, but not detected at or above the reporting limit.

To address the NYSDEC concerns regarding the presentation and plotting of nondetected values, the data for 2001 to 2004 has been reevaluated and interpreted as follows:

- 1) Nondetected concentrations have been represented as ND for reporting purposes.
- 2) Total VOCs have been recalculated and represented as the sum of the detected parameters shown on this table.
- 3) The method change to 8260 was approved by the NYSDEC and changed in January 2005.

FORMER CARBORUNDUM FACILITY

WHEATFIELD, NEW YORK

Well Id: B-19M

Date	Lab Sample Id	Method	Carbon tetrachloride (ug/L)	Chloroform (ug/L)	1,1-Dichloroethane (ug/L)	1,1-Dichloroethene (ug/L)	Methylene chloride (ug/L)	Trans-1,2-dichloroethene (ug/L)	Cis-1,2-dichloroethene (ug/L)	1,1,1-Trichloroethane (ug/L)	Trichloroethylene (TCE) (ug/L)	Tetrachloroethylene (PCE) (ug/L)	Vinyl chloride (ug/L)	Total (ug/L)
04/13/2010	5953087	8260	ND	ND	ND	ND	ND	ND	2 J	ND	ND	ND	ND	2
07/14/2010	6032693	8260	ND	ND	ND	ND	ND	ND	2.8 J	ND	ND	ND	ND	2.8
10/14/2010	6113368	8260	ND	ND	ND	ND	ND	1.9 J	120	ND	25	ND	1.6 J	148.5
01/25/2011	6191896	8260	ND	ND	ND	ND	ND	ND	15	ND	1.9 J	ND	ND	16.9
04/18/2011	6261650	8260	ND	ND	ND	ND	ND	ND	2.4 J	ND	ND	ND	ND	2.4
07/12/2011	6342653	8260	ND	ND	ND	ND	ND	ND	2.8 J	ND	ND	ND	ND	2.8
10/11/2011	6434703	8260	ND	ND	ND	ND	ND	ND	3.7 J	ND	ND	ND	1.1 J	4.8
01/17/2012	6524429	8260	ND	ND	ND	ND	ND	ND	2.9 J	ND	ND	ND	ND	2.9
04/10/2012	6612009	8260	ND	ND	ND	ND	ND	ND	3.9 J	ND	1.1 J	ND	1.1 J	6.1

ND - Not detected, indicates parameter was analyzed for, but not detected at or above the reporting limit.

To address the NYSDEC concerns regarding the presentation and plotting of nondetected values, the data for 2001 to 2004 has been reevaluated and interpreted as follows:

- 1) Nondetected concentrations have been represented as ND for reporting purposes.
- 2) Total VOCs have been recalculated and represented as the sum of the detected parameters shown on this table.
- 3) The method change to 8260 was approved by the NYSDEC and changed in January 2005.

FORMER CARBORUNDUM FACILITY

WHEATFIELD, NEW YORK

Well Id: B-20M

Date	Lab Sample Id	Method	Carbon tetrachloride (ug/L)	Chloroform (ug/L)	1,1-Dichloroethane (ug/L)	1,1-Dichloroethene (ug/L)	Methylene chloride (ug/L)	Trans-1,2-dichloroethene (ug/L)	Cis-1,2-dichloroethene (ug/L)	1,1,1-Trichloroethane (ug/L)	Trichloroethylene (TCE) (ug/L)	Tetrachloroethylene (PCE) (ug/L)	Vinyl chloride (ug/L)	Total (ug/L)
01/16/2001	A1043906	8021	ND	ND	ND	ND	ND	ND	ND	ND	ND	ND	ND	ND
04/16/2001	A1345807	624	ND	ND	ND	ND	ND	ND	ND	ND	ND	ND	ND	ND
07/13/2001	A1663809	8021	ND	ND	ND	ND	ND	ND	ND	ND	ND	ND	ND	ND
10/10/2001	A1994703	8021	ND	ND	ND	ND	ND	ND	ND	ND	ND	ND	ND	ND
01/17/2002	A2058502	8021	ND	ND	ND	ND	ND	ND	ND	ND	ND	ND	ND	ND
04/09/2002	A2332612	8260	ND	ND	ND	ND	ND	ND	ND	ND	ND	ND	ND	ND
07/09/2002	A2695510	8021	ND	ND	ND	ND	ND	ND	ND	ND	ND	ND	ND	ND
10/03/2002	A2980611	8021	ND	ND	ND	ND	ND	ND	ND	ND	ND	ND	ND	ND
01/15/2003	A3043008	8021	ND	ND	ND	ND	ND	ND	ND	ND	ND	ND	ND	ND
04/14/2003	A3347502	8021	ND	ND	ND	ND	ND	ND	ND	ND	ND	ND	ND	ND
07/15/2003	A3670608	8021	ND	ND	ND	ND	ND	ND	ND	ND	ND	ND	ND	ND
10/16/2003	A3A08901	8021	ND	ND	ND	ND	ND	ND	ND	ND	ND	ND	ND	ND
04/20/2004	A4356904	8021	ND	ND	ND	ND	ND	ND	ND	ND	ND	ND	ND	ND
07/20/2004	A4682902	8021	ND	ND	ND	ND	ND	ND	ND	ND	ND	ND	ND	ND
10/21/2004	A4A47806	8021	ND	ND	ND	ND	ND	ND	ND	ND	ND	ND	ND	ND
01/17/2005	A5043904	8260	ND	ND	ND	ND	ND	ND	ND	ND	1.5	ND	ND	1.5
04/22/2005	A5402101	8260	ND	ND	ND	ND	ND	ND	ND	ND	ND	ND	ND	ND
07/22/2005	A5778401	8260/5ML	ND	ND	ND	ND	ND	ND	ND	ND	ND	ND	ND	ND
07/18/2006	6G19003-10RE1	8260	ND	ND	ND	ND	6 B	ND	ND	ND	ND	ND	ND	6
07/11/2007	7G12003-09	8260	ND	ND	ND	ND	ND	ND	ND	ND	ND	ND	ND	ND
07/22/2008	5422165	8260	ND	ND	ND	ND	ND	ND	ND	ND	ND	ND	ND	ND
07/09/2009	5720683	8260	ND	ND	ND	ND	ND	ND	ND	ND	ND	ND	ND	ND
07/20/2010	6038211	8260	ND	ND	ND	ND	ND	ND	ND	ND	ND	ND	ND	ND
07/21/2011	6353675	8260	ND	ND	ND	ND	ND	ND	ND	ND	ND	ND	ND	ND

ND - Not detected, indicates parameter was analyzed for, but not detected at or above the reporting limit.

To address the NYSDEC concerns regarding the presentation and plotting of nondetected values, the data for 2001 to 2004 has been reevaluated and interpreted as follows:

- 1) Nondetected concentrations have been represented as ND for reporting purposes.
- 2) Total VOCs have been recalculated and represented as the sum of the detected parameters shown on this table.
- 3) The method change to 8260 was approved by the NYSDEC and changed in January 2005.

FORMER CARBORUNDUM FACILITY

WHEATFIELD, NEW YORK

Well Id: B-21M

Date	Lab Sample Id	Method	Carbon tetrachloride (ug/L)	Chloroform (ug/L)	1,1-Dichloroethane (ug/L)	1,1-Dichloroethene (ug/L)	Methylene chloride (ug/L)	Trans-1,2-dichloroethene (ug/L)	Cis-1,2-dichloroethene (ug/L)	1,1,1-Trichloroethane (ug/L)	Trichloroethylene (TCE) (ug/L)	Tetrachloroethylene (PCE) (ug/L)	Vinyl chloride (ug/L)	Total (ug/L)
04/23/2001	A1375208	8021	ND	ND	ND	ND	ND	ND	ND	ND	ND	ND	ND	ND
10/17/2001	A1A23304	8021	ND	ND	ND	ND	ND	ND	ND	ND	ND	ND	ND	ND
01/17/2002	A2058505	8021	ND	ND	ND	ND	ND	ND	ND	ND	ND	ND	ND	ND
04/10/2002	A2347901	8260	ND	ND	ND	ND	ND	ND	ND	ND	ND	ND	ND	ND
07/09/2002	A2695511	8021	ND	ND	ND	ND	ND	ND	ND	ND	ND	ND	ND	ND
01/16/2003	A3056001	8021	ND	ND	ND	ND	ND	ND	ND	ND	ND	ND	ND	ND
04/15/2003	A3356602	8021	ND	ND	ND	ND	ND	ND	ND	ND	ND	ND	ND	ND
07/15/2003	A3670607	8021	ND	ND	ND	ND	ND	ND	ND	ND	ND	ND	ND	ND
10/15/2003	A3998706	8021	ND	ND	ND	ND	ND	ND	ND	ND	ND	ND	ND	ND
01/08/2004	A4026305	8021	ND	ND	ND	ND	ND	ND	ND	ND	ND	ND	ND	ND
04/30/2004	A4402302	8021	ND	ND	ND	ND	ND	ND	ND	ND	ND	ND	ND	ND
07/15/2004	A4674102	8260	ND	ND	ND	ND	ND	ND	ND	ND	ND	ND	ND	ND
07/15/2004	A4674102	8021	ND	ND	ND	ND	ND	ND	ND	ND	ND	ND	ND	ND
10/18/2004	A4A27801	8021	ND	ND	ND	ND	ND	ND	ND	ND	1.7	ND	ND	1.7
01/14/2005	A5038301	8260	ND	ND	ND	ND	ND	ND	ND	ND	2.5	ND	ND	2.5
04/22/2005	A5402104	8260	ND	ND	ND	ND	ND	ND	ND	ND	ND	ND	ND	ND
07/25/2005	A5790301	8260/5ML	ND	ND	ND	ND	ND	ND	ND	ND	ND	ND	ND	ND
10/21/2005	A5B92301	8260	ND	ND	ND	ND	ND	ND	ND	ND	ND	ND	ND	ND
01/24/2006	A6089101	8260	ND	ND	ND	ND	ND	ND	ND	ND	ND	ND	ND	ND
04/13/2006	6D14002-03	8260	ND	ND	ND	ND	ND	ND	ND	ND	ND	ND	ND	ND
07/17/2006	6G18004-03	8260	ND	ND	ND	ND	ND	ND	ND	ND	ND	ND	ND	ND
10/10/2006	6J11002-07	8260	ND	ND	ND	ND	ND	ND	ND	ND	1	ND	ND	1
01/11/2007	7A12004-01	8260	ND	ND	ND	ND	ND	ND	ND	ND	ND	ND	ND	ND
04/05/2007	7D06002-01	8260	ND	ND	ND	ND	ND	ND	ND	ND	ND	ND	ND	ND
07/18/2007	7G19011-03	8260	ND	ND	ND	ND	ND	ND	ND	ND	ND	ND	ND	ND
10/11/2007	7J12012-01	8260	ND	ND	ND	ND	ND	ND	ND	ND	ND	ND	ND	ND
01/09/2008	8A10002-02	8260	ND	ND	ND	ND	2	ND	ND	ND	ND	ND	ND	2
04/07/2008	8D08002-02	8260	ND	ND	ND	ND	10 B	ND	ND	ND	ND	ND	ND	10
07/21/2008	5420899	8260	ND	ND	ND	ND	ND	ND	ND	ND	ND	ND	ND	ND
10/15/2008	5499966	8260	ND	ND	ND	ND	ND	ND	ND	ND	ND	ND	ND	ND
01/13/2009	5576506	8260	ND	ND	ND	ND	ND	ND	ND	ND	ND	ND	ND	ND
04/20/2009	5651170	8260	ND	ND	ND	ND	ND	ND	ND	ND	ND	ND	ND	ND
07/13/2009	5722289	8260	ND	ND	ND	ND	ND	ND	ND	ND	ND	ND	ND	ND
10/06/2009	5799017	8260	ND	ND	ND	ND	ND	ND	ND	ND	ND	ND	ND	ND
01/26/2010	5893229	8260	ND	ND	ND	ND	ND	ND	ND	ND	ND	ND	ND	ND
04/07/2010	5948416	8260	ND	ND	ND	ND	ND	ND	ND	ND	ND	ND	ND	ND
07/15/2010	6033914	8260	ND	ND	ND	ND	ND	ND	ND	ND	ND	ND	ND	ND

ND - Not detected, indicates parameter was analyzed for, but not detected at or above the reporting limit.

To address the NYSDEC concerns regarding the presentation and plotting of nondetected values, the data for 2001 to 2004 has been reevaluated and interpreted as follows:

- 1) Nondetected concentrations have been represented as ND for reporting purposes.
- 2) Total VOCs have been recalculated and represented as the sum of the detected parameters shown on this table.
- 3) The method change to 8260 was approved by the NYSDEC and changed in January 2005.

FORMER CARBORUNDUM FACILITY

WHEATFIELD, NEW YORK

Well Id: B-21M

Date	Lab Sample Id	Method	Carbon tetrachloride (ug/L)	Chloroform (ug/L)	1,1-Dichloroethane (ug/L)	1,1-Dichloroethene (ug/L)	Methylene chloride (ug/L)	Trans-1,2-dichloroethene (ug/L)	Cis-1,2-dichloroethene (ug/L)	1,1,1-Trichloroethane (ug/L)	Trichloroethylene (TCE) (ug/L)	Tetrachloroethylene (PCE) (ug/L)	Vinyl chloride (ug/L)	Total (ug/L)
10/19/2010	6116884	8260	ND	ND	ND	ND	ND	ND	ND	ND	ND	ND	ND	ND
01/27/2011	6194102	8260	ND	ND	ND	ND	ND	ND	ND	ND	ND	ND	ND	ND
04/13/2011	6258133	8260	ND	ND	ND	ND	ND	ND	ND	ND	ND	ND	ND	ND
07/25/2011	6355562	8260	ND	ND	ND	ND	ND	ND	ND	ND	ND	ND	ND	ND
10/10/2011	6433660	8260	ND	ND	ND	ND	ND	ND	ND	ND	ND	ND	ND	ND
01/18/2012	6526481	8260	ND	ND	ND	ND	ND	ND	ND	ND	1.1 J	ND	ND	1.1
04/03/2012	6605291	8260	ND	ND	ND	ND	ND	ND	ND	ND	ND	ND	ND	ND

ND - Not detected, indicates parameter was analyzed for, but not detected at or above the reporting limit.

To address the NYSDEC concerns regarding the presentation and plotting of nondetected values, the data for 2001 to 2004 has been reevaluated and interpreted as follows:

- 1) Nondetected concentrations have been represented as ND for reporting purposes.
- 2) Total VOCs have been recalculated and represented as the sum of the detected parameters shown on this table.
- 3) The method change to 8260 was approved by the NYSDEC and changed in January 2005.

FORMER CARBORUNDUM FACILITY

WHEATFIELD, NEW YORK

Well Id: B-22M

Date	Lab Sample Id	Method	Carbon tetrachloride (ug/L)	Chloroform (ug/L)	1,1-Dichloroethane (ug/L)	1,1-Dichloroethene (ug/L)	Methylene chloride (ug/L)	Trans-1,2-dichloroethene (ug/L)	Cis-1,2-dichloroethene (ug/L)	1,1,1-Trichloroethane (ug/L)	Trichloroethylene (TCE) (ug/L)	Tetrachloroethylene (PCE) (ug/L)	Vinyl chloride (ug/L)	Total (ug/L)
01/11/2001	A1035101	8021	ND	1.3	ND	ND	4.2	ND	110	ND	4.4	ND	9.6	129.5
04/23/2001	A1375207	8021	ND	ND	ND	ND	ND	ND	510	ND	50	ND	ND	560
07/18/2001	A1682908	8021	ND	ND	ND	ND	2.5	1	130	ND	13	ND	7	153.5
10/17/2001	A1A23305	8021	ND	ND	ND	ND	ND	1.5	230	ND	13	ND	36	280.5
01/23/2002	A2076701	8021	ND	ND	7.6	4.6	2.1 J	21	1400 D	ND	110 D	ND	9.6	1554.9
04/18/2002	A2378801	8021	ND	ND	ND	ND	0.8 J	ND	130	ND	9.2	ND	36	176
07/15/2002	A2722901	8021	ND	ND	ND	ND	2.2 J	1.4	91	ND	4.9	ND	8.1	107.6
10/15/2002	A2A23601	8021	ND	ND	ND	ND	ND	ND	79	ND	6.2	ND	13	98.2
01/22/2003	A3068901	8021	ND	ND	ND	ND	ND	0.94 J	80	ND	3.2	ND	12	96.14
04/24/2003	A3389602	8021	ND	ND	ND	ND	1.6 J	ND	130	ND	13	ND	30	174.6
07/17/2003	A3683901	8021	ND	ND	ND	ND	ND	ND	140	ND	5	ND	13	158
10/21/2003	A3A21902	8021	ND	ND	ND	ND	ND	ND	160	ND	5.7	ND	2.3	168
04/30/2004	A4402503	8021	ND	ND	ND	ND	ND	ND	99	ND	ND	ND	40	139
07/15/2004	A4674303	8260	ND	ND	ND	ND	4.3	ND	130	ND	23	ND	ND	157.3
07/15/2004	A4674303	8021	ND	ND	2.2	ND	ND	3.9 E	170 E	ND	24	ND	10 E	210.1
10/18/2004	A4A27701	8021	ND	ND	ND	ND	ND	ND	90	ND	13	ND	ND	103
01/20/2005	A5057501	8260	ND	ND	2.8	1.6	ND	16	300 E	0.34 J	110 E	ND	2.2	432.94
01/20/2005	A5057501DL	8260					33 D	9.4 D	340 D		56 D			438.4
04/26/2005	A5414404	8260	ND	ND	ND	ND	ND	7	250	ND	33	ND	ND	290
07/25/2005	A5790401	8260/5ML	ND	ND	ND	ND	ND	1.6	110	ND	14	ND	7.8	133.4
10/21/2005	A5B92801	8260	ND	ND	ND	ND	ND	0.61 J	36	ND	3.9	ND	1.2 J	41.71
01/24/2006	A6089102	8260	ND	ND	2.9	1.4	ND	15	480 E	ND	90	ND	3.1	592.4
01/24/2006	A6089102DL	8260	ND	ND	ND	ND	ND	15 D	460 D	ND	93 D	ND	ND	568
04/19/2006	6D20002-01	8260	ND	ND	ND	ND	ND	1	61	ND	17	ND	14	93
07/17/2006	6G18004-05	8260	ND	ND	ND	ND	ND	ND	29	ND	5	ND	2	36
10/10/2006	6J11002-08	8260	ND	ND	ND	ND	ND	1	66	ND	10	ND	4	81
01/11/2007	7A12004-02	8260	ND	ND	3	ND	ND	14	370 D	ND	89	ND	ND	476
04/19/2007	7D20005-01	8260	ND	ND	ND	ND	ND	5	136	ND	35	ND	5	181
07/18/2007	7G19011-02	8260	ND	ND	ND	ND	ND	ND	26	ND	5	ND	ND	31
10/11/2007	7J12012-03	8260	ND	ND	ND	ND	ND	ND	24	ND	4	ND	ND	28
01/09/2008	8A10002-01	8260	ND	ND	ND	ND	ND	ND	17	ND	3	ND	3	23
04/08/2008	8D09003-07	8260	ND	ND	2	1	6	10	301 D	ND	95	ND	2	417
07/21/2008	5420900	8260	ND	ND	ND	ND	ND	ND	24	ND	4.9 J	ND	1.2 J	30.1
10/15/2008	5499967	8260	ND	ND	ND	ND	ND	ND	29	ND	4.1 J	ND	ND	33.1
01/13/2009	5576505	8260	ND	ND	3.1 J	2 J	ND	14	460	ND	120	ND	1 J	600.1
04/20/2009	5651167	8260	ND	ND	ND	ND	ND	3.8 J	150	ND	39	ND	9.9	202.7
07/13/2009	5722290	8260	ND	ND	ND	ND	ND	ND	27	ND	4.8 J	ND	1.6 J	33.4

ND - Not detected, indicates parameter was analyzed for, but not detected at or above the reporting limit.

To address the NYSDEC concerns regarding the presentation and plotting of nondetected values, the data for 2001 to 2004 has been reevaluated and interpreted as follows:

- 1) Nondetected concentrations have been represented as ND for reporting purposes.
- 2) Total VOCs have been recalculated and represented as the sum of the detected parameters shown on this table.
- 3) The method change to 8260 was approved by the NYSDEC and changed in January 2005.

FORMER CARBORUNDUM FACILITY

WHEATFIELD, NEW YORK

Well Id: B-22M

Date	Lab Sample Id	Method	Carbon tetrachloride (ug/L)	Chloroform (ug/L)	1,1-Dichloroethane (ug/L)	1,1-Dichloroethene (ug/L)	Methylene chloride (ug/L)	Trans-1,2-dichloroethene (ug/L)	Cis-1,2-dichloroethene (ug/L)	1,1,1-Trichloroethane (ug/L)	Trichloroethylene (TCE) (ug/L)	Tetrachloroethylene (PCE) (ug/L)	Vinyl chloride (ug/L)	Total (ug/L)
10/06/2009	5799012	8260	ND	ND	ND	ND	ND	1.5 J	70	ND	15	ND	1.1 J	87.6
01/26/2010	5893228	8260	ND	ND	ND	ND	ND	4.8 J	120	ND	44	ND	ND	168.8
04/19/2010	5957668	8260	ND	ND	ND	ND	ND	3.8 J	110	ND	30	ND	ND	143.8
07/15/2010	6033915	8260	ND	ND	ND	ND	ND	ND	38	ND	7.2	ND	ND	45.2
10/19/2010	6116887	8260	ND	ND	ND	ND	ND	ND	27	ND	6.7	ND	1.9 J	35.6
01/27/2011	6194103	8260	ND	ND	ND	ND	ND	1.3 J	64	ND	15	ND	1.3 J	81.6
04/14/2011	6259038	8260	ND	ND	2.5 J	1 J	ND	7.7	280	ND	97	ND	ND	388.2
07/25/2011	6355561	8260	ND	ND	ND	ND	ND	2.3 J	93	ND	26	ND	1.3 J	122.6
10/10/2011	6433661	8260	ND	ND	ND	ND	ND	0.89 J	43	ND	8.5	ND	1.9 J	54.29
01/18/2012	6526482	8260	ND	ND	1.2 J	ND	ND	4.8 J	120	ND	63	ND	ND	189
04/10/2012	6612011	8260	ND	ND	ND	ND	ND	4.0 J	120	ND	20	ND	ND	144

ND - Not detected, indicates parameter was analyzed for, but not detected at or above the reporting limit.

To address the NYSDEC concerns regarding the presentation and plotting of nondetected values, the data for 2001 to 2004 has been reevaluated and interpreted as follows:

- 1) Nondetected concentrations have been represented as ND for reporting purposes.
- 2) Total VOCs have been recalculated and represented as the sum of the detected parameters shown on this table.
- 3) The method change to 8260 was approved by the NYSDEC and changed in January 2005.

FORMER CARBORUNDUM FACILITY

WHEATFIELD, NEW YORK

Well Id: B-23M

Date	Lab Sample Id	Method	Carbon tetrachloride (ug/L)	Chloroform (ug/L)	1,1-Dichloroethane (ug/L)	1,1-Dichloroethene (ug/L)	Methylene chloride (ug/L)	Trans-1,2-dichloroethene (ug/L)	Cis-1,2-dichloroethene (ug/L)	1,1,1-Trichloroethane (ug/L)	Trichloroethylene (TCE) (ug/L)	Tetrachloroethylene (PCE) (ug/L)	Vinyl chloride (ug/L)	Total (ug/L)
01/16/2001	A1043902	8021	ND	3.6	ND	ND	1.9 J	6.4	210	ND	13	ND	15	249.9
04/16/2001	A1345805	624	ND	ND	ND	ND	ND	7	150 D	ND	52	ND	ND	209
07/16/2001	A1674115	8021	ND	4.9	ND	ND	2.8	5.5	230	ND	23	ND	8.5	274.7
10/18/2001	A1A23310	8021	ND	ND	ND	ND	3.5	ND	280	ND	11	ND	ND	294.5
01/23/2002	A2076703	8021	ND	7.4	ND	ND	4.2	5	310	ND	39	ND	6.8	372.4
04/18/2002	A2378802	8021	ND	ND	ND	ND	ND	ND	350	ND	ND	ND	22	372
07/15/2002	A2722903	8021	ND	ND	ND	ND	6	3.3	410	ND	4.3	ND	20	443.6
10/09/2002	A2A07510	8021	ND	ND	ND	ND	ND	ND	300	ND	18	ND	17	335
01/22/2003	A3068902	8021	ND	2.7	ND	ND	ND	4.8	140	ND	45	ND	ND	192.5
04/21/2003	A3370901	8021	ND	ND	ND	ND	12	2.1	320	ND	ND	ND	17	351.1
07/21/2003	A3699401	8021	ND	ND	ND	ND	ND	2	370	ND	2.7	ND	15	389.7
10/20/2003	A3A13901	8021	ND	ND	ND	ND	ND	ND	320	ND	3.8	ND	15	338.8
01/29/2004	A4077603	8021	ND	ND	ND	ND	ND	3	320	ND	74	ND	9.1	406.1
04/23/2004	A4373101	8021	ND	ND	ND	ND	ND	ND	400	ND	ND	ND	28	428
07/21/2004	A4687101	8260	ND	ND	ND	ND	10	ND	340	ND	9.9	ND	ND	359.9
10/20/2004	A4A32301	8021	ND	ND	ND	ND	ND	ND	230	ND	7.1	ND	12	249.1
01/13/2005	A5036108	8260	ND	ND	ND	ND	ND	ND	360	ND	53	ND	5.9	418.9
04/19/2005	A5387405	8260	ND	ND	ND	ND	ND	ND	380	ND	32	ND	21	433
07/18/2005	A5753801	8260/5ML	ND	ND	ND	ND	ND	ND	360	ND	ND	ND	32	392
10/20/2005	A5B92001	8260	ND	ND	1.7	1.2	ND	1.8	380 E	ND	3	ND	61	448.7
10/20/2005	A5B92001DL	8260	ND	ND	ND	ND	9.2 BD	ND	370 D	ND	ND	ND	50 D	429.2
01/23/2006	A6084701	8260	ND	ND	ND	ND	ND	3	300	ND	96	ND	9.3	408.3
04/21/2006	6D21017-01	8260	ND	ND	1	ND	ND	1	272 D	ND	9	ND	17	300
07/20/2006	6G21005-05	8260	ND	ND	ND	ND	25	ND	309	ND	ND	ND	39	373
10/10/2006	6J11002-02RE1	8260	ND	ND	1	ND	ND	2	243 D	ND	10	ND	28	284
01/08/2007	7A09003-01	8260	ND	ND	ND	ND	ND	ND	238	ND	182	ND	ND	420
04/18/2007	7D19009-01	8260	ND	ND	2	ND	ND	2	239 D	ND	41	ND	17	301
07/11/2007	7G12003-01	8260	ND	ND	ND	ND	ND	ND	178	ND	8	ND	24	210
10/10/2007	7J11002-03	8260	ND	ND	1	ND	ND	ND	272 D	ND	2	ND	34	309
01/08/2008	8A09005-04	8260	ND	ND	ND	ND	ND	4	171	ND	71	ND	11	257
04/09/2008	8D10002-04	8260	ND	ND	2	1	2	2	292 D	ND	21	ND	24	344
07/25/2008	5426028	8260	ND	ND	1.1 J	ND	ND	0.87 J	270	ND	1.8 J	ND	58	331.77
10/17/2008	5502673	8260	ND	ND	1.2 J	ND	ND	0.9 J	280	ND	1.5 J	ND	37	320.6
01/13/2009	5576509	8260	ND	ND	2.2 J	0.96 J	ND	2.3 J	270	ND	53	ND	17	345.46
04/13/2009	5647710	8260	ND	ND	1.4 J	ND	ND	1.6 J	260	ND	21	ND	11	295
07/14/2009	5723623	8260	ND	ND	1.2 J	ND	ND	0.93 J	290	ND	2.8 J	ND	33	327.93
10/05/2009	5797962	8260	ND	ND	1.1 J	ND	ND	0.93 J	260	ND	4.8 J	ND	29	295.83

ND - Not detected, indicates parameter was analyzed for, but not detected at or above the reporting limit.

To address the NYSDEC concerns regarding the presentation and plotting of nondetected values, the data for 2001 to 2004 has been reevaluated and interpreted as follows:

- 1) Nondetected concentrations have been represented as ND for reporting purposes.
- 2) Total VOCs have been recalculated and represented as the sum of the detected parameters shown on this table.
- 3) The method change to 8260 was approved by the NYSDEC and changed in January 2005.

FORMER CARBORUNDUM FACILITY

WHEATFIELD, NEW YORK

Well Id: B-23M

Date	Lab Sample Id	Method	Carbon tetrachloride (ug/L)	Chloroform (ug/L)	1,1-Dichloroethane (ug/L)	1,1-Dichloroethene (ug/L)	Methylene chloride (ug/L)	Trans-1,2-dichloroethene (ug/L)	Cis-1,2-dichloroethene (ug/L)	1,1,1-Trichloroethane (ug/L)	Trichloroethylene (TCE) (ug/L)	Tetrachloroethylene (PCE) (ug/L)	Vinyl chloride (ug/L)	Total (ug/L)
01/21/2010	5889953	8260	ND	ND	2.4 J	0.87 J	ND	2.5 J	240	1.8 J	110	ND	9.7	367.27
04/19/2010	5957669	8260	ND	ND	1.7 J	0.91 J	ND	1.3 J	280	ND	22	ND	28	333.91
07/13/2010	6031621	8260	ND	ND	1.3 J	ND	ND	0.95 J	270	ND	8.2	ND	40	320.45
10/18/2010	6115537	8260	ND	ND	ND	ND	ND	0.93 J	270	ND	1.2 J	ND	33	305.13
01/26/2011	6192948	8260	ND	ND	2.6 J	ND	ND	3.5 J	170	1.4 J	120	ND	1.7 J	299.2
04/21/2011	6266004	8260	ND	ND	1.1 J	0.83 J	ND	1 J	280	ND	ND	ND	17	299.93
07/21/2011	6353678	8260	ND	ND	1.1 J	ND	ND	0.86 J	260	ND	3.7 J	ND	28	293.66
10/13/2011	6437681	8260	ND	ND	1.1 J	ND	ND	1.0 J	240	ND	10	ND	27	279.1
01/17/2012	6524418	8260	ND	ND	1.7 J	ND	ND	1.4 J	210	ND	57	ND	8.6	278.7
04/11/2012	6613966	8260	ND	ND	ND	ND	ND	ND	250	ND	1.3 J	ND	23	274.3

ND - Not detected, indicates parameter was analyzed for, but not detected at or above the reporting limit.

To address the NYSDEC concerns regarding the presentation and plotting of nondetected values, the data for 2001 to 2004 has been reevaluated and interpreted as follows:

- 1) Nondetected concentrations have been represented as ND for reporting purposes.
- 2) Total VOCs have been recalculated and represented as the sum of the detected parameters shown on this table.
- 3) The method change to 8260 was approved by the NYSDEC and changed in January 2005.

FORMER CARBORUNDUM FACILITY

WHEATFIELD, NEW YORK

Well Id: B-24M

Date	Lab Sample Id	Method	Carbon tetrachloride (ug/L)	Chloroform (ug/L)	1,1-Dichloroethane (ug/L)	1,1-Dichloroethene (ug/L)	Methylene chloride (ug/L)	Trans-1,2-dichloroethene (ug/L)	Cis-1,2-dichloroethene (ug/L)	1,1,1-Trichloroethane (ug/L)	Trichloroethylene (TCE) (ug/L)	Tetrachloroethylene (PCE) (ug/L)	Vinyl chloride (ug/L)	Total (ug/L)
01/17/2001	A1052406	8021	ND	ND	ND	ND	ND	ND	ND	ND	0.3 J	ND	ND	0.3
04/16/2001	A1345804	624	ND	ND	ND	ND	ND	ND	ND	ND	1.9	ND	ND	1.9
07/16/2001	A1674112	8021	ND	ND	ND	ND	ND	ND	ND	ND	ND	ND	ND	ND
10/18/2001	A1A23309	8021	ND	ND	ND	ND	ND	ND	ND	ND	15	ND	ND	15
01/22/2002	A2066009	8021	ND	ND	ND	ND	ND	ND	1.1	ND	3.6	ND	ND	4.7
04/17/2002	A2378402	8021	ND	ND	ND	ND	ND	ND	1.8	ND	5.9	ND	ND	7.7
07/12/2002	A2713902	8021	ND	ND	ND	ND	ND	ND	1.5	ND	4.7	ND	ND	6.2
10/09/2002	A2A07702	8021	ND	ND	ND	ND	ND	ND	ND	ND	ND	ND	ND	ND
01/20/2003	A3060801	8021	ND	ND	ND	ND	ND	ND	0.27 J	ND	1.9	ND	ND	2.17
04/09/2003	A3329507	8021	ND	ND	ND	ND	ND	ND	1.2	ND	6.5	ND	ND	7.7
07/08/2003	A3649105	8021	ND	ND	ND	ND	ND	ND	1.1	ND	3.3	ND	ND	4.4
10/13/2003	A3991402	8021	ND	ND	ND	ND	ND	ND	ND	ND	ND	ND	ND	ND
04/20/2004	A4356801	8021	ND	ND	ND	ND	ND	ND	1.2	ND	3.7	ND	ND	4.9
07/13/2004	A4664001	8021	ND	ND	ND	ND	ND	ND	1.4	ND	4	ND	ND	5.4
10/20/2004	A4A32402	8021	ND	ND	ND	ND	ND	ND	1.3	ND	4	ND	ND	5.3
01/12/2005	A5036204	8260	ND	ND	ND	ND	ND	ND	0.79 J	ND	4.1	ND	ND	4.89
04/06/2005	A5317804	8260	ND	ND	ND	ND	ND	ND	0.63 J	ND	3.4	ND	ND	4.03
07/12/2005	A5733203	8260/5ML	ND	ND	ND	ND	ND	ND	0.97 J	ND	3.5	ND	ND	4.47
10/05/2005	A5B10601	8260	ND	ND	ND	ND	ND	ND	ND	ND	1.5	ND	ND	1.5
01/23/2006	A6084702	8260	ND	ND	ND	ND	ND	ND	1.6	ND	3.8	ND	ND	5.4
04/12/2006	6D13005-06	8260	ND	ND	ND	ND	ND	ND	1	ND	3	ND	ND	4
07/19/2006	6G20004-06	8260	ND	ND	ND	ND	ND	ND	ND	ND	3	ND	ND	3
10/10/2006	6J11002-03	8260	ND	ND	ND	ND	ND	ND	1	ND	2	ND	ND	3
01/08/2007	7A09003-02	8260	ND	ND	ND	ND	ND	ND	1	ND	3	ND	ND	4
04/04/2007	7D05011-02	8260	ND	ND	ND	ND	3	ND	1	ND	3	ND	ND	7
07/11/2007	7G12003-03	8260	ND	ND	ND	ND	ND	ND	ND	ND	3	ND	ND	3
10/10/2007	7J11002-05	8260	ND	ND	ND	ND	ND	ND	ND	ND	1	ND	ND	1
01/08/2008	8A09005-05	8260	ND	ND	ND	ND	ND	ND	6	ND	12	ND	ND	18
04/07/2008	8D08002-05	8260	ND	ND	ND	ND	ND	ND	1	ND	4	ND	ND	5
07/28/2008	5426821	8260	ND	ND	ND	ND	ND	ND	ND	ND	1.2 J	ND	ND	1.2
10/17/2008	5502674	8260	ND	ND	ND	ND	ND	ND	ND	ND	4.3 J	ND	ND	4.3
01/13/2009	5576514	8260	ND	ND	ND	ND	ND	ND	1.1 J	ND	4.2 J	ND	ND	5.3
04/13/2009	5647711	8260	ND	ND	ND	ND	ND	ND	0.99 J	ND	3.2 J	ND	ND	4.19
07/15/2009	5724678	8260	ND	ND	ND	ND	ND	ND	ND	ND	1.2 J	ND	ND	1.2
10/05/2009	5797963	8260	ND	ND	ND	ND	ND	ND	ND	ND	2.3 J	ND	ND	2.3
01/21/2010	5889950	8260	ND	ND	ND	ND	ND	ND	0.95 J	ND	2.6 J	ND	ND	3.55
04/06/2010	5946905	8260	ND	ND	ND	ND	ND	ND	ND	ND	2.7 J	ND	ND	2.7

ND - Not detected, indicates parameter was analyzed for, but not detected at or above the reporting limit.

To address the NYSDEC concerns regarding the presentation and plotting of nondetected values, the data for 2001 to 2004 has been reevaluated and interpreted as follows:

- 1) Nondetected concentrations have been represented as ND for reporting purposes.
- 2) Total VOCs have been recalculated and represented as the sum of the detected parameters shown on this table.
- 3) The method change to 8260 was approved by the NYSDEC and changed in January 2005.

FORMER CARBORUNDUM FACILITY

WHEATFIELD, NEW YORK

Well Id: B-24M

Date	Lab Sample Id	Method	Carbon tetrachloride (ug/L)	Chloroform (ug/L)	1,1-Dichloroethane (ug/L)	1,1-Dichloroethene (ug/L)	Methylene chloride (ug/L)	Trans-1,2-dichloroethene (ug/L)	Cis-1,2-dichloroethene (ug/L)	1,1,1-Trichloroethane (ug/L)	Trichloroethylene (TCE) (ug/L)	Tetrachloroethylene (PCE) (ug/L)	Vinyl chloride (ug/L)	Total (ug/L)
07/20/2010	6038212	8260	ND	ND	ND	ND	ND	ND	ND	ND	3.1 J	ND	ND	3.1
10/18/2010	6115538	8260	ND	ND	ND	ND	ND	ND	ND	ND	ND	ND	ND	ND
01/26/2011	6192949	8260	ND	ND	ND	ND	ND	ND	2.3 J	ND	6	ND	ND	8.3
04/13/2011	6258126	8260	ND	ND	ND	ND	ND	ND	1 J	ND	2.9 J	ND	ND	3.9
07/19/2011	6350144	8260	ND	ND	ND	ND	ND	ND	1 J	ND	3.5 J	ND	ND	4.5
10/13/2011	6437682	8260	ND	ND	ND	ND	ND	ND	ND	ND	1.5 J	ND	ND	1.5
01/17/2012	6524417	8260	ND	ND	ND	ND	ND	ND	2.2 J	ND	4.7 J	ND	ND	6.9
04/03/2012	6605297	8260	ND	ND	ND	ND	ND	ND	1.3 J	ND	3.1 J	ND	ND	4.4

ND - Not detected, indicates parameter was analyzed for, but not detected at or above the reporting limit.

To address the NYSDEC concerns regarding the presentation and plotting of nondetected values, the data for 2001 to 2004 has been reevaluated and interpreted as follows:

- 1) Nondetected concentrations have been represented as ND for reporting purposes.
- 2) Total VOCs have been recalculated and represented as the sum of the detected parameters shown on this table.
- 3) The method change to 8260 was approved by the NYSDEC and changed in January 2005.

FORMER CARBORUNDUM FACILITY

WHEATFIELD, NEW YORK

Well Id: B-25M

Date	Lab Sample Id	Method	Carbon tetrachloride (ug/L)	Chloroform (ug/L)	1,1- Dichloro- ethane (ug/L)	1,1- Dichloro ethene (ug/L)	Methylene chloride (ug/L)	Trans-1,2- dichloro- ethene (ug/L)	Cis-1,2- dichloro- ethylene (ug/L)	1,1,1- Trichloro- ethane (ug/L)	Trichloro- ethylene (TCE) (ug/L)	Tetrachloro- ethylene (PCE) (ug/L)	Vinyl chloride (ug/L)	Total (ug/L)
07/16/2001	A1674109	8021	ND	ND	ND	ND	ND	ND	ND	ND	ND	ND	ND	ND
07/10/2002	A2708301	8021	ND	ND	ND	ND	ND	ND	ND	ND	ND	ND	ND	ND
07/02/2003	A3639714	8021	ND	ND	ND	ND	ND	ND	ND	ND	ND	ND	ND	ND
07/14/2004	A4664208	8021	ND	ND	ND	ND	ND	ND	1.4	ND	1.3	ND	ND	2.7
07/12/2005	A5733105	8260/5ML	ND	ND	ND	ND	ND	ND	0.68 J	ND	1.3	ND	ND	1.98

ND - Not detected, indicates parameter was analyzed for, but not detected at or above the reporting limit.

To address the NYSDEC concerns regarding the presentation and plotting of nondetected values, the data for 2001 to 2004 has been reevaluated and interpreted as follows:

- 1) Nondetected concentrations have been represented as ND for reporting purposes.
- 2) Total VOCs have been recalculated and represented as the sum of the detected parameters shown on this table.
- 3) The method change to 8260 was approved by the NYSDEC and changed in January 2005.

FORMER CARBORUNDUM FACILITY

WHEATFIELD, NEW YORK

Well Id: B-26M

Date	Lab Sample Id	Method	Carbon tetrachloride (ug/L)	Chloroform (ug/L)	1,1-Dichloroethane (ug/L)	1,1-Dichloroethene (ug/L)	Methylene chloride (ug/L)	Trans-1,2-dichloroethene (ug/L)	Cis-1,2-dichloroethene (ug/L)	1,1,1-Trichloroethane (ug/L)	Trichloroethylene (TCE) (ug/L)	Tetrachloroethylene (PCE) (ug/L)	Vinyl chloride (ug/L)	Total (ug/L)
07/16/2001	A1674101	8021	ND	ND	ND	ND	ND	ND	ND	ND	ND	ND	ND	ND
07/10/2002	A2708302	8021	ND	ND	ND	ND	ND	ND	ND	ND	ND	ND	ND	ND
07/02/2003	A3639715	8021	ND	ND	ND	ND	ND	ND	ND	ND	ND	ND	ND	ND
07/14/2004	A4664207	8021	ND	ND	ND	ND	ND	ND	ND	ND	ND	ND	ND	ND
07/08/2005	A5715202	8260/5ML	ND	ND	ND	ND	ND	ND	ND	ND	ND	ND	ND	ND
07/20/2006	6G21005-03	8260	ND	ND	ND	ND	4	ND	ND	ND	ND	ND	ND	4
07/18/2007	7G19011-05	8260	ND	ND	ND	ND	ND	ND	ND	ND	ND	ND	ND	ND
07/24/2008	5424621	8260	ND	ND	ND	ND	ND	ND	ND	ND	ND	ND	ND	ND
07/14/2009	5723631	8260	ND	ND	ND	ND	ND	ND	ND	ND	ND	ND	ND	ND
07/13/2010	6031619	8260	ND	ND	ND	ND	ND	ND	ND	ND	ND	ND	ND	ND
07/18/2011	6348769	8260	ND	ND	ND	ND	ND	ND	ND	ND	8.9	ND	ND	8.9
01/19/2012	6527708	8260	ND	ND	ND	ND	ND	ND	ND	ND	ND	ND	ND	ND
04/04/2012	6607021	8260	ND	ND	ND	ND	ND	ND	ND	ND	ND	ND	ND	ND

ND - Not detected, indicates parameter was analyzed for, but not detected at or above the reporting limit.

To address the NYSDEC concerns regarding the presentation and plotting of nondetected values, the data for 2001 to 2004 has been reevaluated and interpreted as follows:

- 1) Nondetected concentrations have been represented as ND for reporting purposes.
- 2) Total VOCs have been recalculated and represented as the sum of the detected parameters shown on this table.
- 3) The method change to 8260 was approved by the NYSDEC and changed in January 2005.

FORMER CARBORUNDUM FACILITY

WHEATFIELD, NEW YORK

Well Id: B-27M

Date	Lab Sample Id	Method	Carbon tetrachloride (ug/L)	Chloroform (ug/L)	1,1-Dichloroethane (ug/L)	1,1-Dichloroethene (ug/L)	Methylene chloride (ug/L)	Trans-1,2-dichloroethene (ug/L)	Cis-1,2-dichloroethene (ug/L)	1,1,1-Trichloroethane (ug/L)	Trichloroethylene (TCE) (ug/L)	Tetrachloroethylene (PCE) (ug/L)	Vinyl chloride (ug/L)	Total (ug/L)
07/12/2001	A1663805	8021	ND	ND	ND	ND	5.8	8.5	400	ND	34	ND	ND	448.3
07/16/2002	A2722910	8021	ND	ND	ND	ND	5.7	9.4	240	ND	18	ND	14	287.1
07/10/2003	A3654301	8021	ND	ND	ND	ND	ND	6.8	230	ND	4.1	ND	9	249.9
07/07/2004	A4636801	8021	ND	ND	ND	1	ND	4.4	80	ND	4.8	ND	4.1	94.3
07/14/2005	A5740601	8260/5ML	ND	ND	ND	ND	ND	3.3	50	ND	5.3	ND	2.3	60.9

ND - Not detected, indicates parameter was analyzed for, but not detected at or above the reporting limit.

To address the NYSDEC concerns regarding the presentation and plotting of nondetected values, the data for 2001 to 2004 has been reevaluated and interpreted as follows:

- 1) Nondetected concentrations have been represented as ND for reporting purposes.
- 2) Total VOCs have been recalculated and represented as the sum of the detected parameters shown on this table.
- 3) The method change to 8260 was approved by the NYSDEC and changed in January 2005.

FORMER CARBORUNDUM FACILITY

WHEATFIELD, NEW YORK

Well Id: B-28M

Date	Lab Sample Id	Method	Carbon tetrachloride (ug/L)	Chloroform (ug/L)	1,1-Dichloroethane (ug/L)	1,1-Dichloroethene (ug/L)	Methylene chloride (ug/L)	Trans-1,2-dichloroethene (ug/L)	Cis-1,2-dichloroethene (ug/L)	1,1,1-Trichloroethane (ug/L)	Trichloroethylene (TCE) (ug/L)	Tetrachloroethylene (PCE) (ug/L)	Vinyl chloride (ug/L)	Total (ug/L)
01/11/2001	A1035102	8021	ND	ND	ND	ND	ND	ND	1.5	ND	ND	ND	ND	1.5
04/23/2001	A1375205	8021	ND	ND	ND	ND	ND	ND	0.66 J	ND	ND	ND	ND	0.66
07/18/2001	A1682909	8021	ND	ND	ND	ND	ND	ND	ND	ND	ND	ND	ND	ND
10/17/2001	A1A23303	8021	ND	ND	ND	ND	ND	ND	ND	ND	ND	ND	ND	ND
01/17/2002	A2058506	8021	ND	ND	ND	ND	ND	ND	ND	ND	ND	ND	ND	ND
04/10/2002	A2347902	8260	ND	ND	ND	ND	ND	ND	ND	ND	0.25 J	ND	ND	0.25
07/10/2002	A2708304	8021	ND	ND	ND	ND	ND	ND	ND	ND	ND	ND	ND	ND
10/03/2002	A2980610	8021	ND	ND	ND	ND	ND	ND	ND	ND	ND	ND	ND	ND
01/16/2003	A3056002	8021	ND	ND	ND	ND	ND	ND	ND	ND	ND	ND	ND	ND
04/08/2003	A3329701	8021	ND	ND	ND	ND	ND	ND	ND	ND	ND	ND	ND	ND
07/03/2003	A3639703	8021	ND	ND	ND	ND	ND	ND	ND	ND	ND	ND	ND	ND
10/08/2003	A3978809	8021	ND	ND	ND	ND	ND	ND	ND	ND	ND	ND	ND	ND
01/08/2004	A4026304	8021	ND	ND	ND	ND	ND	ND	ND	ND	ND	ND	ND	ND
04/13/2004	A4331505	8021	ND	ND	ND	ND	ND	ND	ND	ND	ND	ND	ND	ND
06/30/2004	A4619406	8021	ND	ND	ND	ND	ND	ND	ND	ND	ND	ND	ND	ND
10/26/2004	A4A60302	8021	ND	ND	ND	ND	ND	ND	ND	ND	ND	ND	ND	ND
01/14/2005	A5038302	8260	ND	ND	ND	ND	ND	ND	ND	ND	ND	ND	ND	ND
04/05/2005	A5317606	8260	ND	ND	ND	ND	ND	ND	ND	ND	ND	ND	ND	ND
07/11/2005	A5724501	8260/5ML	ND	ND	ND	ND	ND	ND	ND	ND	ND	ND	ND	ND
10/21/2005	A5B92302	8260	ND	ND	ND	ND	ND	ND	ND	ND	ND	ND	ND	ND
01/24/2006	A6089103	8260	ND	ND	ND	ND	ND	ND	ND	ND	ND	ND	ND	ND
04/13/2006	6D14002-02	8260	ND	ND	ND	ND	ND	ND	ND	ND	ND	ND	ND	ND
07/17/2006	6G18004-06RE1	8260	ND	ND	ND	ND	4 B	ND	ND	ND	ND	ND	ND	4
10/10/2006	6J11002-09	8260	ND	ND	ND	ND	ND	ND	ND	ND	ND	ND	ND	ND
01/11/2007	7A12004-03	8260	ND	ND	ND	ND	ND	ND	ND	ND	ND	ND	ND	ND
04/05/2007	7D06002-02	8260	ND	ND	ND	ND	ND	ND	ND	ND	ND	ND	ND	ND
07/18/2007	7G19011-04	8260	ND	ND	ND	ND	ND	ND	ND	ND	ND	ND	ND	ND
10/11/2007	7J12012-04	8260	ND	ND	ND	ND	ND	ND	ND	ND	ND	ND	ND	ND
01/09/2008	8A10002-03	8260	ND	ND	ND	ND	ND	ND	ND	ND	ND	ND	ND	ND
04/07/2008	8D08002-01	8260	ND	ND	ND	ND	ND	ND	ND	ND	ND	ND	ND	ND
07/21/2008	5420901	8260	ND	ND	ND	ND	ND	ND	ND	ND	ND	ND	ND	ND
10/15/2008	5499968	8260	ND	ND	ND	ND	ND	ND	ND	ND	ND	ND	ND	ND
01/13/2009	5576507	8260	ND	ND	ND	ND	ND	ND	ND	ND	ND	ND	ND	ND
04/20/2009	5651173	8260	ND	ND	ND	ND	ND	ND	ND	ND	ND	ND	ND	ND
07/13/2009	5722291	8260	ND	ND	ND	ND	ND	ND	ND	ND	ND	ND	ND	ND
10/06/2009	5799013	8260	ND	ND	ND	ND	ND	ND	ND	ND	ND	ND	ND	ND
01/26/2010	5893227	8260	ND	ND	ND	ND	ND	ND	ND	ND	ND	ND	ND	ND

ND - Not detected, indicates parameter was analyzed for, but not detected at or above the reporting limit.

To address the NYSDEC concerns regarding the presentation and plotting of nondetected values, the data for 2001 to 2004 has been reevaluated and interpreted as follows:

- 1) Nondetected concentrations have been represented as ND for reporting purposes.
- 2) Total VOCs have been recalculated and represented as the sum of the detected parameters shown on this table.
- 3) The method change to 8260 was approved by the NYSDEC and changed in January 2005.

FORMER CARBORUNDUM FACILITY

WHEATFIELD, NEW YORK

Well Id: B-28M

Date	Lab Sample Id	Method	Carbon tetrachloride (ug/L)	Chloroform (ug/L)	1,1-Dichloroethane (ug/L)	1,1-Dichloroethene (ug/L)	Methylene chloride (ug/L)	Trans-1,2-dichloroethene (ug/L)	Cis-1,2-dichloroethene (ug/L)	1,1,1-Trichloroethane (ug/L)	Trichloroethylene (TCE) (ug/L)	Tetrachloroethylene (PCE) (ug/L)	Vinyl chloride (ug/L)	Total (ug/L)
04/07/2010	5948415	8260	ND	ND	ND	ND	ND	ND	ND	ND	ND	ND	ND	ND
07/15/2010	6033916	8260	ND	ND	ND	ND	ND	ND	ND	ND	ND	ND	ND	ND
10/19/2010	6116886	8260	ND	ND	ND	ND	ND	ND	ND	ND	ND	ND	ND	ND
01/27/2011	6194104	8260	ND	ND	ND	ND	ND	ND	ND	ND	ND	ND	ND	ND
04/13/2011	6258132	8260	ND	ND	ND	ND	ND	ND	ND	ND	ND	ND	ND	ND
07/25/2011	6355560	8260	ND	ND	ND	ND	ND	ND	ND	ND	ND	ND	ND	ND
10/10/2011	6433662	8260	ND	ND	ND	ND	ND	ND	ND	ND	ND	ND	ND	ND
01/25/2012	6532444	8260	ND	ND	ND	ND	ND	ND	ND	ND	ND	ND	ND	ND
04/03/2012	6605289	8260	ND	ND	ND	ND	ND	ND	ND	ND	ND	ND	ND	ND

ND - Not detected, indicates parameter was analyzed for, but not detected at or above the reporting limit.

To address the NYSDEC concerns regarding the presentation and plotting of nondetected values, the data for 2001 to 2004 has been reevaluated and interpreted as follows:

- 1) Nondetected concentrations have been represented as ND for reporting purposes.
- 2) Total VOCs have been recalculated and represented as the sum of the detected parameters shown on this table.
- 3) The method change to 8260 was approved by the NYSDEC and changed in January 2005.

FORMER CARBORUNDUM FACILITY

WHEATFIELD, NEW YORK

Well Id: B-29M

Date	Lab Sample Id	Method	Carbon tetrachloride (ug/L)	Chloroform (ug/L)	1,1-Dichloro-ethane (ug/L)	1,1-Dichloro-ethene (ug/L)	Methylene chloride (ug/L)	Trans-1,2-dichloro-ethene (ug/L)	Cis-1,2-dichloro-ethene (ug/L)	1,1,1-Trichloro-ethane (ug/L)	Trichloro-ethylene (TCE) (ug/L)	Tetrachloro-ethylene (PCE) (ug/L)	Vinyl chloride (ug/L)	Total (ug/L)
01/16/2001	A1043901	8021	ND	ND	ND	ND	ND	ND	16	ND	0.29 J	ND	1.8	18.09
04/16/2001	A1345806	624	ND	ND	ND	ND	ND	ND	11	ND	ND	ND	ND	11
07/16/2001	A1674114	8021	ND	ND	ND	ND	ND	ND	21	ND	1 J	ND	1.1 J	23.1
10/18/2001	A1A23315	8021	ND	ND	ND	ND	ND	ND	26	ND	7.8	ND	1.8	35.6
01/21/2002	A2066006	8021	ND	ND	ND	ND	ND	ND	26	ND	ND	ND	ND	26
04/17/2002	A2378401	8021	ND	ND	ND	ND	ND	ND	ND	ND	ND	ND	ND	ND
07/11/2002	A2708316	8021	ND	ND	ND	ND	ND	ND	32	ND	0.88 J	ND	2.5	35.38
10/09/2002	A2A07701	8021	ND	ND	ND	ND	ND	ND	34	ND	ND	ND	4.5	38.5
01/16/2003	A3055802	8021	ND	ND	ND	ND	ND	ND	9	ND	0.23 J	ND	0.77 J	10
04/21/2003	A3371001	8021	ND	ND	ND	ND	ND	ND	ND	ND	2.5	ND	ND	2.5
07/16/2003	A3683701	8021	ND	ND	ND	ND	ND	ND	12	ND	ND	ND	0.68 J	12.68
10/20/2003	A3A13701	8021	ND	ND	ND	ND	ND	ND	47	ND	1.5	ND	3.8	52.3
01/29/2004	A4077402	8021	ND	ND	ND	0.2 J	ND	ND	26	ND	1.8	ND	2.1	30.1
04/23/2004	A4373001	8021	ND	ND	ND	ND	ND	ND	1.2	ND	ND	ND	ND	1.2
07/21/2004	A4687001	8260	ND	ND	ND	ND	ND	ND	15	ND	0.73 J	ND	ND	15.73
10/20/2004	A4A32401	8021	ND	ND	ND	ND	ND	ND	24	ND	1.4	ND	2.4	27.8
01/13/2005	A5036206	8260	ND	ND	ND	ND	ND	ND	22	ND	1.8	ND	2.1	25.9
04/19/2005	A5387502	8260	ND	ND	ND	ND	ND	ND	12	ND	1.1 J	ND	1.4 J	14.5
07/18/2005	A5753701	8260/5ML	ND	ND	ND	ND	ND	ND	36	ND	3.2	ND	3.1	42.3
07/20/2006	6G21005-08	8260	ND	ND	ND	ND	3	ND	43	ND	8	ND	3	57
07/11/2007	7G12003-02	8260	ND	ND	ND	ND	ND	ND	30	ND	6	ND	3	39
07/25/2008	5426025	8260	ND	ND	ND	ND	ND	ND	19	ND	3 J	ND	1.8 J	23.8
07/14/2009	5723624	8260	ND	ND	ND	ND	ND	ND	17	ND	1.7 J	ND	2.6 J	21.3
07/13/2010	6031620	8260	ND	ND	ND	ND	ND	ND	6.6	ND	ND	ND	1 J	7.6
07/21/2011	6353677	8260	ND	ND	ND	ND	ND	ND	5.8	ND	ND	ND	ND	5.8

ND - Not detected, indicates parameter was analyzed for, but not detected at or above the reporting limit.

To address the NYSDEC concerns regarding the presentation and plotting of nondetected values, the data for 2001 to 2004 has been reevaluated and interpreted as follows:

- 1) Nondetected concentrations have been represented as ND for reporting purposes.
- 2) Total VOCs have been recalculated and represented as the sum of the detected parameters shown on this table.
- 3) The method change to 8260 was approved by the NYSDEC and changed in January 2005.

FORMER CARBORUNDUM FACILITY

WHEATFIELD, NEW YORK

Well Id: B-31M

Date	Lab Sample Id	Method	Carbon tetrachloride (ug/L)	Chloroform (ug/L)	1,1-Dichloroethane (ug/L)	1,1-Dichloroethene (ug/L)	Methylene chloride (ug/L)	Trans-1,2-dichloroethene (ug/L)	Cis-1,2-dichloroethene (ug/L)	1,1,1-Trichloroethane (ug/L)	Trichloroethylene (TCE) (ug/L)	Tetrachloroethylene (PCE) (ug/L)	Vinyl chloride (ug/L)	Total (ug/L)
01/15/2001	A1041302	8021	ND	ND	ND	ND	ND	ND	4.6	ND	1 J	ND	ND	5.6
04/24/2001	A1375201	8021	ND	ND	ND	ND	ND	ND	5.5	ND	1.2	ND	ND	6.7
07/16/2001	A1674102	8021	ND	ND	ND	ND	ND	ND	7.1	ND	0.56 J	ND	0.57 J	8.23
10/10/2001	A1994706	8021	ND	ND	ND	ND	ND	ND	7.3	ND	ND	ND	0.48 J	7.78
01/17/2002	A2058501	8021	ND	ND	ND	ND	ND	0.2 J	13	ND	4	ND	ND	17.2
04/09/2002	A2332608	8260	ND	ND	ND	ND	ND	ND	4.8	ND	1.1 J	ND	ND	5.9
07/09/2002	A2695509	8021	ND	ND	ND	ND	ND	ND	7.3	ND	1.4	ND	ND	8.7
10/03/2002	A2980607	8021	ND	ND	ND	ND	ND	ND	10	ND	1.7	ND	0.29 J	11.99
01/14/2003	A3043004	8021	ND	0.78 J	ND	ND	ND	ND	6.5	ND	1.2	ND	ND	8.48
04/07/2003	A3320702	8021	ND	ND	ND	ND	ND	ND	10	ND	2.6	ND	ND	12.6
07/02/2003	A3639716	8021	ND	ND	ND	ND	ND	ND	7.7	ND	2.1	ND	ND	9.8
10/09/2003	A3978810	8021	ND	ND	ND	ND	ND	ND	13	ND	3.5	ND	ND	16.5
04/20/2004	A4356903	8021	ND	ND	ND	ND	ND	ND	2.9	ND	ND	ND	ND	2.9
07/14/2004	A4664203	8021	ND	ND	ND	ND	ND	ND	8.8	ND	3.8	ND	ND	12.6
10/25/2004	A4A54101	8021	ND	ND	ND	ND	ND	ND	13	ND	4.5	ND	ND	17.5
01/19/2005	A5050909	8260	ND	ND	ND	ND	ND	ND	5.3	ND	3.2	ND	ND	8.5
04/05/2005	A5317610	8260	ND	ND	ND	ND	ND	ND	2.4	ND	0.64 J	ND	ND	3.04
07/08/2005	A5715201	8260/5ML	ND	ND	ND	ND	ND	ND	6.6	ND	2.3	ND	ND	8.9
07/17/2006	6G18004-01	8260	ND	ND	ND	ND	ND	ND	2	ND	ND	ND	ND	2
07/18/2007	7G19011-06	8260	ND	ND	ND	ND	ND	ND	2	ND	ND	ND	ND	2
07/24/2008	5424622	8260	ND	ND	ND	ND	ND	ND	3.1 J	ND	1.1 J	ND	ND	4.2
07/14/2009	5723632	8260	ND	ND	ND	ND	ND	ND	8.5	ND	4 J	ND	ND	12.5
07/13/2010	6031618	8260	ND	ND	ND	ND	ND	ND	3 J	ND	ND	ND	ND	3
07/18/2011	6348770	8260	ND	ND	ND	ND	ND	ND	5.1	ND	ND	ND	ND	5.1

ND - Not detected, indicates parameter was analyzed for, but not detected at or above the reporting limit.

To address the NYSDEC concerns regarding the presentation and plotting of nondetected values, the data for 2001 to 2004 has been reevaluated and interpreted as follows:

- 1) Nondetected concentrations have been represented as ND for reporting purposes.
- 2) Total VOCs have been recalculated and represented as the sum of the detected parameters shown on this table.
- 3) The method change to 8260 was approved by the NYSDEC and changed in January 2005.

FORMER CARBORUNDUM FACILITY

WHEATFIELD, NEW YORK

Well Id: B-32M

Date	Lab Sample Id	Method	Carbon tetrachloride (ug/L)	Chloroform (ug/L)	1,1-Dichloro-ethane (ug/L)	1,1-Dichloro-ethene (ug/L)	Methylene chloride (ug/L)	Trans-1,2-dichloro-ethene (ug/L)	Cis-1,2-dichloro-ethene (ug/L)	1,1,1-Trichloro-ethane (ug/L)	Trichloro-ethylene (TCE) (ug/L)	Tetrachloro-ethylene (PCE) (ug/L)	Vinyl chloride (ug/L)	Total (ug/L)
01/18/2001	A1052401	8021	ND	ND	0.29 J	0.23 J	ND	1.8	47	ND	0.67 J	ND	7.5	57.49
04/18/2001	A1361303	624	ND	ND	ND	ND	ND	0.48	10	ND	ND	ND	1.1	11.58
07/18/2001	A1682902	8021	ND	ND	ND	ND	ND	0.61 J	38	ND	ND	ND	9.3	47.91
10/19/2001	A1A28802	8021	ND	ND	ND	ND	ND	0.81 J	56	ND	0.6 J	ND	9.4	66.81
01/14/2002	A2039403	8021	ND	ND	ND	ND	0.54 J	0.56 J	28	ND	1.1 J	ND	3.9	34.1
04/08/2002	A2332603	8260	ND	ND	ND	ND	ND	0.71 J	57	ND	0.68 J	ND	4.8	63.19
04/16/2002	A2369801	8021	ND	ND	0.34 J	0.27 J	ND	ND	62 D	ND	1.6	ND	5.8	70.01
07/08/2002	A2695505	8021	ND	ND	ND	ND	ND	ND	32	ND	ND	ND	2.8	34.8
10/09/2002	A2A07901	8021	ND	ND	ND	ND	ND	0.93 J	56	ND	ND	ND	9.7	66.63
01/13/2003	A3038005	8021	ND	ND	ND	ND	ND	ND	42	ND	1.9	ND	5.2	49.1
04/24/2003	A3389501	8021	ND	ND	ND	ND	ND	ND	56	ND	ND	ND	4.9	60.9
07/16/2003	A3684101	8021	ND	ND	ND	ND	ND	0.74 J	42	ND	0.51 J	ND	2.8	46.05
10/21/2003	A3A22001	8021	ND	ND	ND	ND	ND	0.91 J	61	ND	ND	ND	8.6	70.51
01/07/2004	A4012304	8021	ND	ND	ND	ND	ND	ND	38	ND	ND	ND	3.4	41.4
04/23/2004	A4372904	8021	ND	ND	ND	ND	ND	ND	36	ND	1.3	ND	2.8	40.1
07/20/2004	A4682903	8260	ND	ND	ND	ND	2.2 J	0.76 J	31	ND	0.83 J	ND	ND	34.79
07/20/2004	A4682903	8021	ND	ND	ND	ND	ND	ND	39 E	ND	ND	ND	2.5 E	41.5
10/20/2004	A4A32101	8021	ND	31	ND	ND	ND	0.52 J	ND	ND	0.67 J	ND	4.3	36.49
01/13/2005	A5036405	8260	ND	ND	0.81 J	0.61 J	ND	1.3	71 E	ND	17	ND	3.4	94.12
01/13/2005	A5036405DL	8260							69 D		16 D		2.8 D	87.8
04/19/2005	A5387302	8260	ND	ND	0.45 J	0.48 J	ND	0.4 J	42 E	ND	7.3	ND	3.9	54.53
04/19/2005	A5387302DL	8260	ND	ND	ND	ND	1.9 DJ	ND	34 D	ND	5.8 D	ND	3 D	44.7
07/19/2005	A5762201	8260/5ML	ND	ND	ND	ND	ND	1.1	39	ND	ND	ND	10	50.1
07/20/2006	6G21005-07	8260	ND	ND	ND	ND	2	1	35	ND	ND	ND	7	45
07/10/2007	7G11015-08	8260	ND	ND	ND	ND	ND	ND	28	ND	ND	ND	5	33
07/25/2008	5426032	8260	ND	ND	ND	ND	ND	1.4 J	31	ND	ND	ND	6.8	39.2
07/14/2009	5723630	8260	ND	ND	ND	ND	ND	ND	21	ND	ND	ND	10	31
07/13/2010	6031615	8260	ND	ND	ND	ND	ND	0.82 J	26	ND	ND	ND	11	37.82
07/19/2011	6350148	8260	ND	ND	1 J	ND	ND	1.4 J	54	ND	15	ND	4.7 J	76.1
01/19/2012	6527709	8260	ND	ND	1.1 J	ND	ND	1.1 J	54	ND	28	ND	1.2 J	85.4
04/03/2012	6605293	8260	ND	ND	1.4 J	ND	ND	1.9 J	61	ND	34	ND	1.1 J	99.4

ND - Not detected, indicates parameter was analyzed for, but not detected at or above the reporting limit.

To address the NYSDEC concerns regarding the presentation and plotting of nondetected values, the data for 2001 to 2004 has been reevaluated and interpreted as follows:

- 1) Nondetected concentrations have been represented as ND for reporting purposes.
- 2) Total VOCs have been recalculated and represented as the sum of the detected parameters shown on this table.
- 3) The method change to 8260 was approved by the NYSDEC and changed in January 2005.

FORMER CARBORUNDUM FACILITY

WHEATFIELD, NEW YORK

Well Id: B-33M

Date	Lab Sample Id	Method	Carbon tetrachloride (ug/L)	Chloroform (ug/L)	1,1-Dichloroethane (ug/L)	1,1-Dichloroethene (ug/L)	Methylene chloride (ug/L)	Trans-1,2-dichloroethene (ug/L)	Cis-1,2-dichloroethene (ug/L)	1,1,1-Trichloroethane (ug/L)	Trichloroethylene (TCE) (ug/L)	Tetrachloroethylene (PCE) (ug/L)	Vinyl chloride (ug/L)	Total (ug/L)
07/18/2001	A1682904	8021	ND	ND	ND	ND	ND	ND	ND	ND	ND	ND	ND	ND
07/10/2002	A2708305	8021	ND	ND	ND	ND	ND	ND	ND	ND	ND	ND	ND	ND
07/08/2003	A3649207	8021	ND	ND	ND	ND	ND	ND	ND	ND	ND	ND	ND	ND
07/14/2004	A4664204	8021	ND	ND	ND	ND	ND	ND	ND	ND	ND	ND	ND	ND
07/07/2005	A5706801	8260	ND	ND	ND	ND	ND	ND	ND	ND	ND	ND	ND	ND
07/20/2006	6G21005-06	8260	ND	ND	ND	ND	4	ND	ND	ND	ND	ND	ND	4
07/10/2007	7G11015-09	8260	ND	ND	ND	ND	ND	ND	ND	ND	ND	ND	ND	ND
07/25/2008	5426033	8260	ND	ND	ND	ND	ND	ND	ND	ND	ND	ND	ND	ND
07/14/2009	5723628	8260	ND	ND	ND	ND	ND	ND	ND	ND	ND	ND	ND	ND
07/13/2010	6031616	8260	ND	ND	ND	ND	ND	ND	ND	ND	ND	ND	ND	ND
07/19/2011	6350147	8260	ND	ND	ND	ND	ND	ND	ND	ND	ND	ND	ND	ND

ND - Not detected, indicates parameter was analyzed for, but not detected at or above the reporting limit.

To address the NYSDEC concerns regarding the presentation and plotting of nondetected values, the data for 2001 to 2004 has been reevaluated and interpreted as follows:

- 1) Nondetected concentrations have been represented as ND for reporting purposes.
- 2) Total VOCs have been recalculated and represented as the sum of the detected parameters shown on this table.
- 3) The method change to 8260 was approved by the NYSDEC and changed in January 2005.

FORMER CARBORUNDUM FACILITY

WHEATFIELD, NEW YORK

Well Id: B-34M

Date	Lab Sample Id	Method	Carbon tetrachloride (ug/L)	Chloroform (ug/L)	1,1- Dichloro- ethane (ug/L)	1,1- Dichloro ethene (ug/L)	Methylene chloride (ug/L)	Trans-1,2- dichloro- ethene (ug/L)	Cis-1,2- dichloro- ethylene (ug/L)	1,1,1- Trichloro- ethane (ug/L)	Trichloro- ethylene (TCE) (ug/L)	Tetrachloro- ethylene (PCE) (ug/L)	Vinyl chloride (ug/L)	Total (ug/L)
07/18/2001	A1682903	8021	ND	ND	ND	ND	ND	ND	ND	ND	ND	ND	ND	ND
07/10/2002	A2708306	8021	ND	ND	ND	ND	ND	ND	ND	ND	ND	ND	ND	ND

ND - Not detected, indicates parameter was analyzed for, but not detected at or above the reporting limit.

To address the NYSDEC concerns regarding the presentation and plotting of nondetected values, the data for 2001 to 2004 has been reevaluated and interpreted as follows:

- 1) Nondetected concentrations have been represented as ND for reporting purposes.
- 2) Total VOCs have been recalculated and represented as the sum of the detected parameters shown on this table.
- 3) The method change to 8260 was approved by the NYSDEC and changed in January 2005.

FORMER CARBORUNDUM FACILITY

WHEATFIELD, NEW YORK

Well Id: B-35M

Date	Lab Sample Id	Method	Carbon tetrachloride (ug/L)	Chloroform (ug/L)	1,1- Dichloro- ethane (ug/L)	1,1- Dichloro ethene (ug/L)	Methylene chloride (ug/L)	Trans-1,2- dichloro- ethene (ug/L)	Cis-1,2- dichloro- ethylene (ug/L)	1,1,1- Trichloro- ethane (ug/L)	Trichloro- ethylene (TCE) (ug/L)	Tetrachloro- ethylene (PCE) (ug/L)	Vinyl chloride (ug/L)	Total (ug/L)
07/18/2001	A1682906	8021	ND	ND	ND	ND	ND	ND	ND	ND	ND	ND	ND	ND
07/10/2002	A2708303	8021	ND	ND	ND	ND	ND	ND	ND	ND	ND	ND	ND	ND

ND - Not detected, indicates parameter was analyzed for, but not detected at or above the reporting limit.

To address the NYSDEC concerns regarding the presentation and plotting of nondetected values, the data for 2001 to 2004 has been reevaluated and interpreted as follows:

- 1) Nondetected concentrations have been represented as ND for reporting purposes.
- 2) Total VOCs have been recalculated and represented as the sum of the detected parameters shown on this table.
- 3) The method change to 8260 was approved by the NYSDEC and changed in January 2005.

FORMER CARBORUNDUM FACILITY

WHEATFIELD, NEW YORK

Well Id: B-37M

Date	Lab Sample Id	Method	Carbon tetrachloride (ug/L)	Chloroform (ug/L)	1,1-Dichloroethane (ug/L)	1,1-Dichloroethene (ug/L)	Methylene chloride (ug/L)	Trans-1,2-dichloroethene (ug/L)	Cis-1,2-dichloroethene (ug/L)	1,1,1-Trichloroethane (ug/L)	Trichloroethylene (TCE) (ug/L)	Tetrachloroethylene (PCE) (ug/L)	Vinyl chloride (ug/L)	Total (ug/L)
07/03/2003	A3639717	8021	ND	ND	ND	2.2	ND	13	1500 D	1.8	64000 D	ND	ND	65517
06/29/2004	A4614513	8021	ND	ND	ND	ND	ND	ND	3400	ND	24000	ND	ND	27400
07/08/2005	A5715207	8260/5ML	ND	ND	ND	1.7	ND	19	880 E	ND	1300 E	ND	ND	2200.7
07/08/2005	A5715207DL	8260/5ML	ND	ND	ND	ND	28 D	ND	1900 D	ND	4900 D	ND	ND	6828

ND - Not detected, indicates parameter was analyzed for, but not detected at or above the reporting limit.

To address the NYSDEC concerns regarding the presentation and plotting of nondetected values, the data for 2001 to 2004 has been reevaluated and interpreted as follows:

- 1) Nondetected concentrations have been represented as ND for reporting purposes.
- 2) Total VOCs have been recalculated and represented as the sum of the detected parameters shown on this table.
- 3) The method change to 8260 was approved by the NYSDEC and changed in January 2005.

FORMER CARBORUNDUM FACILITY

WHEATFIELD, NEW YORK

Well Id: B-38M

Date	Lab Sample Id	Method	Carbon tetrachloride (ug/L)	Chloroform (ug/L)	1,1-Dichloro-ethane (ug/L)	1,1-Dichloro-ethene (ug/L)	Methylene chloride (ug/L)	Trans-1,2-dichloro-ethene (ug/L)	Cis-1,2-dichloro-ethene (ug/L)	1,1,1-Trichloro-ethane (ug/L)	Trichloro-ethylene (TCE) (ug/L)	Tetrachloro-ethylene (PCE) (ug/L)	Vinyl chloride (ug/L)	Total (ug/L)
01/19/2001	A1056801	8021	ND	ND	ND	ND	ND	ND	45	ND	0.4 J	ND	ND	45.4
04/24/2001	A1375202	8021	ND	ND	ND	ND	ND	ND	48	ND	2.5	ND	ND	50.5
07/18/2001	A1682907	8021	ND	ND	ND	ND	ND	0.26 J	44	ND	1.8	ND	ND	46.06
10/19/2001	A1A28801	8021	ND	ND	ND	ND	ND	ND	43	ND	4.9	ND	1.1 J	49
01/21/2002	A2066004	8021	ND	ND	ND	ND	ND	0.51 J	48	ND	3.2	ND	ND	51.71
04/16/2002	A2370103	8021	ND	ND	0.49 J	0.26 J	ND	0.96 J	81 D	ND	3.7	ND	3.4	89.81
07/11/2002	A2708313	8021	ND	ND	0.42 J	ND	ND	1.1	84	ND	5.1	ND	ND	90.62
10/08/2002	A2999309	8021	ND	1.6	ND	ND	ND	ND	52	ND	4.8	ND	ND	58.4
10/15/2002	A2A23604	8021	ND	ND	ND	ND	ND	ND	41	ND	4.6	ND	ND	45.6
01/16/2003	A3055801	8021	ND	ND	ND	ND	ND	0.54 J	80	ND	7.8	ND	1.4 J	89.74
04/08/2003	A3329506	8021	ND	ND	ND	ND	3.4	ND	51	ND	3.9	ND	1.1 J	59.4
07/08/2003	A3649102	8021	ND	ND	ND	ND	2 J	ND	71	ND	2.8	ND	ND	75.8
10/13/2003	A3991401	8021	ND	ND	ND	ND	ND	ND	94	ND	6.1	ND	ND	100.1
01/09/2004	A4026202	8021	ND	ND	ND	ND	ND	ND	100	ND	8	ND	ND	108
04/13/2004	A4331805	8021	ND	ND	ND	ND	ND	1.1	88	ND	12	ND	ND	101.1
07/06/2004	A4636505	8021	ND	ND	1.6	1.9	ND	1.9	110	ND	23	ND	2	140.4
10/26/2004	A4A60201	8021	ND	ND	1.2	0.57 J	ND	1.3	140 E	ND	21	ND	0.85 J	164.92
01/20/2005	A5057701	8260	ND	ND	0.82 J	ND	1.1 J	0.91 J	74	ND	19	ND	ND	95.83
04/05/2005	A5317801	8260	ND	ND	1	0.63 J	ND	1.6	90 E	ND	31	ND	1.8	126.03
04/05/2005	A5317801DL	8260	ND	ND	ND	ND	2.8 D	ND	73 D	ND	24 D	ND	ND	99.8
07/11/2005	A5724702	8260/5ML	ND	ND	0.81 J	0.71 J	ND	1.3	73	ND	24	ND	ND	99.82
10/21/2005	A5B92601	8260	ND	ND	0.84 J	0.74 J	ND	1	78	ND	27	ND	1.8	109.38
01/24/2006	A6089104	8260	ND	ND	1.2	0.72 J	ND	1.3	81	ND	25	ND	2	111.22
04/13/2006	6D14002-05	8260	ND	ND	1	ND	ND	2	82	ND	33	ND	ND	118
07/17/2006	6G18004-04	8260	ND	ND	ND	ND	ND	1	66	ND	25	ND	ND	92
10/12/2006	6J16007-02RE1	8260	ND	ND	ND	ND	ND	ND	55	ND	23	ND	2	80
01/10/2007	7A11003-06	8260	ND	ND	ND	ND	ND	ND	56	ND	23	ND	2	81
04/05/2007	7D06002-03	8260	ND	ND	ND	ND	ND	ND	41	ND	20	ND	ND	61
07/18/2007	7G19011-01	8260	ND	ND	ND	ND	ND	1	58	ND	32	ND	ND	91
10/11/2007	7J12012-05	8260	ND	ND	ND	ND	ND	ND	36	ND	21	ND	ND	57
01/09/2008	8A10002-04	8260	ND	ND	ND	ND	ND	ND	63	ND	29	ND	3	95
04/08/2008	8D09003-01	8260	ND	ND	ND	ND	2 B	ND	39	ND	12	ND	ND	53
07/25/2008	5426024	8260	ND	ND	ND	ND	ND	0.88 J	48	ND	21	ND	ND	69.88
10/14/2008	5498683	8260	ND	ND	ND	ND	ND	ND	46	ND	25	ND	ND	71
01/21/2009	5582432	8260	ND	ND	ND	ND	ND	ND	54	ND	19	ND	1.4 J	74.4
04/20/2009	5651169	8260	ND	ND	ND	ND	ND	1 J	64	ND	23	ND	2 J	90
07/13/2009	5722288	8260	ND	ND	ND	ND	ND	ND	50	ND	20	ND	ND	70

ND - Not detected, indicates parameter was analyzed for, but not detected at or above the reporting limit.

To address the NYSDEC concerns regarding the presentation and plotting of nondetected values, the data for 2001 to 2004 has been reevaluated and interpreted as follows:

- 1) Nondetected concentrations have been represented as ND for reporting purposes.
- 2) Total VOCs have been recalculated and represented as the sum of the detected parameters shown on this table.
- 3) The method change to 8260 was approved by the NYSDEC and changed in January 2005.

FORMER CARBORUNDUM FACILITY

WHEATFIELD, NEW YORK

Well Id: B-38M

Date	Lab Sample Id	Method	Carbon tetrachloride (ug/L)	Chloroform (ug/L)	1,1-Dichloroethane (ug/L)	1,1-Dichloroethene (ug/L)	Methylene chloride (ug/L)	Trans-1,2-dichloroethene (ug/L)	Cis-1,2-dichloroethene (ug/L)	1,1,1-Trichloroethane (ug/L)	Trichloroethylene (TCE) (ug/L)	Tetrachloroethylene (PCE) (ug/L)	Vinyl chloride (ug/L)	Total (ug/L)
10/06/2009	5799015	8260	ND	ND	ND	ND	ND	ND	41	ND	17	ND	ND	58
01/21/2010	5889954	8260	ND	ND	ND	ND	ND	0.99 J	59	ND	24	ND	ND	83.99
04/07/2010	5948418	8260	ND	ND	ND	ND	ND	0.93 J	41	ND	19	ND	ND	60.93
07/15/2010	6033917	8260	ND	ND	ND	ND	ND	1.1 J	51	ND	30	ND	ND	82.1
10/19/2010	6116888	8260	ND	ND	ND	ND	ND	ND	37	ND	27	ND	ND	64
01/26/2011	6192957	8260	ND	ND	ND	ND	ND	ND	44	ND	23	ND	1 J	68
04/14/2011	6259036	8260	ND	ND	ND	ND	ND	0.95 J	47	ND	20	ND	ND	67.95
07/25/2011	6355559	8260	ND	ND	1.1 J	ND	ND	1.1 J	51	ND	28	ND	2 J	83.2
10/10/2011	6433657	8260	ND	ND	ND	0.91 J	ND	1.1 J	53	ND	39	ND	2.4 J	96.41
01/19/2012	6527710	8260	ND	ND	ND	ND	ND	0.92 J	44	ND	21	ND	1.1 J	67.02
04/04/2012	6607028	8260	ND	ND	1.2 J	ND	ND	1.4 J	56	ND	40	ND	ND	98.6

ND - Not detected, indicates parameter was analyzed for, but not detected at or above the reporting limit.

To address the NYSDEC concerns regarding the presentation and plotting of nondetected values, the data for 2001 to 2004 has been reevaluated and interpreted as follows:

- 1) Nondetected concentrations have been represented as ND for reporting purposes.
- 2) Total VOCs have been recalculated and represented as the sum of the detected parameters shown on this table.
- 3) The method change to 8260 was approved by the NYSDEC and changed in January 2005.

FORMER CARBORUNDUM FACILITY

WHEATFIELD, NEW YORK

Well Id: B-39M

Date	Lab Sample Id	Method	Carbon tetrachloride (ug/L)	Chloroform (ug/L)	1,1-Dichloroethane (ug/L)	1,1-Dichloroethene (ug/L)	Methylene chloride (ug/L)	Trans-1,2-dichloroethene (ug/L)	Cis-1,2-dichloroethene (ug/L)	1,1,1-Trichloroethane (ug/L)	Trichloroethylene (TCE) (ug/L)	Tetrachloroethylene (PCE) (ug/L)	Vinyl chloride (ug/L)	Total (ug/L)
01/11/2001	A1035106	8021	ND	ND	ND	ND	ND	0.21 J	4.5	ND	8.7	ND	ND	13.41
04/19/2001	A1361308	624	ND	ND	ND	ND	ND	ND	ND	ND	0.32	ND	ND	0.32
07/10/2001	A1648711	8021	ND	ND	ND	ND	ND	ND	0.84 J	ND	2.6	ND	ND	3.44
10/18/2001	A1A23312	8021	ND	ND	ND	ND	ND	ND	11	ND	97	ND	ND	108
01/24/2002	A2076707	8021	ND	ND	ND	ND	1.9 J	ND	ND	ND	5.9	ND	ND	7.8
04/15/2002	A2370202	8021	ND	ND	ND	ND	ND	ND	ND	ND	2.4	ND	ND	2.4
07/16/2002	A2722906	8021	ND	ND	ND	ND	ND	ND	0.31 J	ND	2	ND	ND	2.31
10/08/2002	A2999101	8021	ND	ND	ND	ND	ND	ND	0.27 J	ND	2.4	ND	ND	2.67
01/23/2003	A3075201	8021	ND	ND	ND	ND	ND	ND	ND	ND	1.7	ND	ND	1.7
04/25/2003	A3389603	8021	ND	ND	ND	ND	ND	ND	0.61 J	ND	2.8	ND	ND	3.41
07/21/2003	A3699404	8021	ND	ND	ND	ND	ND	ND	1.2	ND	2.6	ND	ND	3.8
10/22/2003	A3A21903	8021	ND	ND	ND	ND	ND	ND	5.4	ND	7.4	ND	ND	12.8
01/21/2004	A4053401	8021	ND	ND	ND	ND	ND	ND	2.3	ND	8.5	ND	ND	10.8
04/29/2004	A4402502	8021	ND	ND	ND	ND	ND	ND	ND	ND	3.6	ND	ND	3.6
07/16/2004	A4674301	8260	ND	ND	ND	ND	ND	ND	4	ND	10	ND	ND	14
07/16/2004	A4674301	8021	ND	ND	ND	ND	ND	ND	4.9 E	ND	8.4	ND	ND	13.3
10/12/2004	A4A09405	8021	ND	ND	ND	ND	ND	ND	4	ND	8.1	ND	ND	12.1
01/12/2005	A5036106	8260	ND	ND	ND	ND	ND	ND	1.9	ND	140 E	ND	ND	141.9
01/12/2005	A5036106DL	8260									94 D			94
04/26/2005	A5414401	8260	ND	ND	ND	ND	ND	ND	0.8 J	ND	4.3	ND	ND	5.1
07/26/2005	A5791601	8260/5ML	ND	ND	ND	ND	ND	ND	3.3	ND	8.5	ND	ND	11.8
10/21/2005	A5B92802	8260	ND	ND	ND	ND	ND	ND	2	ND	4.8	ND	ND	6.8
01/26/2006	A6102406	8260	ND	ND	ND	ND	ND	ND	2	ND	7	ND	ND	9
04/20/2006	6D21003-03	8260	ND	ND	ND	ND	ND	ND	2	ND	7	ND	ND	9
07/18/2006	6G19003-03	8260	ND	ND	ND	ND	4 B	ND	7	ND	7	ND	ND	18
10/11/2006	6J12003-06RE1	8260	ND	ND	ND	ND	ND	ND	3	ND	4	ND	ND	7
01/09/2007	7A10006-04	8260	ND	ND	ND	ND	ND	ND	2	ND	7	ND	ND	9
04/17/2007	7D18003-01	8260	ND	ND	ND	ND	ND	ND	2	ND	5	ND	ND	7
07/16/2007	7G17015-07	8260	ND	ND	ND	ND	ND	ND	4	ND	1	ND	ND	5
10/15/2007	7J16003-01	8260	ND	ND	ND	ND	ND	ND	4	ND	3	ND	ND	7
01/14/2008	8A15002-01	8260	ND	ND	ND	ND	ND	ND	4	ND	14	ND	ND	18
04/15/2008	8D16011-02	8260	ND	ND	ND	ND	5 B	ND	ND	ND	3	ND	ND	8
07/24/2008	5424626	8260	ND	ND	ND	ND	ND	ND	0.9 J	ND	4.1 J	ND	ND	5
10/16/2008	5501559	8260	ND	ND	ND	ND	ND	ND	0.87 J	ND	3 J	ND	ND	3.87
01/21/2009	5582425	8260	ND	ND	ND	ND	ND	ND	0.86 J	ND	2.5 J	ND	ND	3.36
04/16/2009	5649168	8260	ND	ND	ND	ND	ND	ND	1.7 J	ND	4.1 J	ND	ND	5.8
07/07/2009	5718467	8260	ND	ND	ND	ND	ND	ND	1.4 J	ND	3 J	ND	ND	4.4

ND - Not detected, indicates parameter was analyzed for, but not detected at or above the reporting limit.

To address the NYSDEC concerns regarding the presentation and plotting of nondetected values, the data for 2001 to 2004 has been reevaluated and interpreted as follows:

- 1) Nondetected concentrations have been represented as ND for reporting purposes.
- 2) Total VOCs have been recalculated and represented as the sum of the detected parameters shown on this table.
- 3) The method change to 8260 was approved by the NYSDEC and changed in January 2005.

FORMER CARBORUNDUM FACILITY

WHEATFIELD, NEW YORK

Well Id: B-39M

Date	Lab Sample Id	Method	Carbon tetrachloride (ug/L)	Chloroform (ug/L)	1,1-Dichloroethane (ug/L)	1,1-Dichloroethene (ug/L)	Methylene chloride (ug/L)	Trans-1,2-dichloroethene (ug/L)	Cis-1,2-dichloroethene (ug/L)	1,1,1-Trichloroethane (ug/L)	Trichloroethylene (TCE) (ug/L)	Tetrachloroethylene (PCE) (ug/L)	Vinyl chloride (ug/L)	Total (ug/L)
10/07/2009	5800391	8260	ND	ND	ND	ND	ND	ND	1 J	ND	2 J	ND	ND	3
01/25/2010	5892341	8260	ND	ND	ND	ND	ND	ND	2.4 J	ND	5.9	ND	ND	8.3
04/15/2010	5955535	8260	ND	ND	ND	ND	ND	ND	1.7 J	ND	5.1	ND	ND	6.8
07/15/2010	6033921	8260	ND	ND	ND	ND	ND	ND	1.9 J	ND	4.4 J	ND	ND	6.3
10/18/2010	6115531	8260	ND	ND	ND	ND	ND	ND	1.7 J	ND	3.8 J	ND	ND	5.5
01/24/2011	6190817	8260	ND	ND	ND	ND	ND	ND	1.3 J	ND	3.6 J	ND	ND	4.9
04/20/2011	6264712	8260	ND	ND	ND	ND	ND	ND	ND	ND	1.8 J	ND	ND	1.8
07/20/2011	6352281	8260	ND	ND	ND	ND	ND	ND	0.88 J	ND	2.2 J	ND	ND	3.08
10/11/2011	6434696	8260	ND	ND	ND	ND	ND	ND	0.94 J	ND	2.2 J	ND	ND	3.14
01/25/2012	6532443	8260	ND	ND	ND	ND	ND	ND	1.1 J	ND	4.8 J	ND	ND	5.9
04/05/2012	6608278	8260	ND	ND	ND	ND	ND	ND	3.2 J	ND	10	ND	ND	13.2

ND - Not detected, indicates parameter was analyzed for, but not detected at or above the reporting limit.

To address the NYSDEC concerns regarding the presentation and plotting of nondetected values, the data for 2001 to 2004 has been reevaluated and interpreted as follows:

- 1) Nondetected concentrations have been represented as ND for reporting purposes.
- 2) Total VOCs have been recalculated and represented as the sum of the detected parameters shown on this table.
- 3) The method change to 8260 was approved by the NYSDEC and changed in January 2005.

FORMER CARBORUNDUM FACILITY

WHEATFIELD, NEW YORK

Well Id: B-40M

Date	Lab Sample Id	Method	Carbon tetrachloride (ug/L)	Chloroform (ug/L)	1,1-Dichloroethane (ug/L)	1,1-Dichloroethene (ug/L)	Methylene chloride (ug/L)	Trans-1,2-dichloroethene (ug/L)	Cis-1,2-dichloroethene (ug/L)	1,1,1-Trichloroethane (ug/L)	Trichloroethylene (TCE) (ug/L)	Tetrachloroethylene (PCE) (ug/L)	Vinyl chloride (ug/L)	Total (ug/L)
01/11/2001	A1035107	8021	ND	ND	ND	ND	ND	1.1	5.6	ND	ND	ND	1.5 J	8.2
04/19/2001	A1361306	624	ND	ND	ND	ND	ND	ND	0.97	ND	ND	ND	ND	0.97
07/10/2001	A1648710	8021	ND	ND	ND	ND	ND	0.26 J	3.2	ND	ND	ND	0.28 J	3.74
10/18/2001	A1A23311	8021	ND	ND	ND	ND	ND	ND	3.3	ND	41	ND	ND	44.3
01/22/2002	A2066012RE	8021	ND	ND	ND	ND	ND	ND	5.1	ND	ND	ND	1.4 J	6.5
04/12/2002	A2351801	8021	ND	ND	ND	ND	ND	0.6 J	6	ND	ND	ND	0.87 J	7.47
07/12/2002	A2713907	8021	ND	ND	ND	ND	ND	ND	5	ND	ND	ND	ND	5
10/08/2002	A2999308	8021	ND	ND	ND	ND	ND	0.7 J	6.9	ND	0.58 J	ND	1 J	9.18
01/20/2003	A3060804	8021	ND	ND	ND	ND	ND	0.43 J	4.5	ND	0.29 J	ND	0.75 J	5.97
04/25/2003	A3389401	8021	ND	ND	ND	ND	ND	0.48 J	4.4	ND	ND	ND	0.58 J	5.46
07/17/2003	A3683703	8021	ND	ND	ND	ND	ND	0.38 J	3.8	ND	ND	ND	0.22 J	4.4
10/17/2003	A3A09004	8021	ND	ND	ND	ND	ND	ND	3.4	ND	ND	ND	ND	3.4
01/20/2004	A4053202	8021	ND	ND	ND	ND	ND	ND	3.1	ND	ND	ND	ND	3.1
04/29/2004	A4402401	8021	ND	ND	ND	ND	ND	ND	2.1	ND	ND	ND	ND	2.1
07/16/2004	A4674201	8260	ND	ND	ND	ND	ND	0.58 J	2.9	ND	ND	ND	ND	3.48
07/16/2004	A4674201	8021	ND	ND	ND	ND	ND	ND	3 E	ND	ND	ND	ND	3
10/12/2004	A4A09702	8021	ND	ND	ND	ND	ND	0.53 J	6.1	ND	ND	ND	ND	6.63
01/12/2005	A5036203	8260	ND	ND	ND	ND	ND	0.62 J	4.8	ND	0.38 J	ND	ND	5.8
04/26/2005	A5414301	8260	ND	ND	ND	ND	ND	0.6 J	4.3	ND	0.3 J	ND	ND	5.2
07/26/2005	A5791602	8260/5ML	ND	ND	ND	ND	ND	ND	2.1	ND	ND	ND	ND	2.1
10/21/2005	A5B92602	8260	ND	ND	ND	ND	ND	0.73 J	4.8	ND	0.91 J	ND	ND	6.44
01/27/2006	A6102501	8260	ND	ND	ND	ND	ND	0.64 J	5.4	ND	1.6	ND	ND	7.64
04/20/2006	6D21003-04	8260	ND	ND	ND	ND	ND	ND	3	ND	ND	ND	ND	3
07/18/2006	6G19003-04	8260	ND	ND	ND	ND	5 B	ND	4	ND	1	ND	ND	10
10/11/2006	6J12003-05	8260	ND	ND	ND	ND	ND	ND	5	ND	2	ND	ND	7
01/05/2007	7A05012-04	8260	ND	ND	ND	ND	3 B	ND	6	ND	3	ND	ND	12
04/17/2007	7D18003-02	8260	ND	ND	ND	ND	ND	ND	4	ND	2	ND	ND	6
07/16/2007	7G17015-10	8260	ND	ND	ND	ND	ND	ND	3	ND	ND	ND	ND	3
10/15/2007	7J16003-02	8260	ND	ND	ND	ND	ND	ND	4	ND	2	ND	ND	6
01/09/2008	8A10002-06	8260	ND	ND	ND	ND	ND	ND	4	ND	2	ND	ND	6
04/15/2008	8D16011-03	8260	ND	ND	ND	ND	4 B	ND	4	ND	3	ND	ND	11
07/23/2008	5423261	8260	ND	ND	ND	ND	ND	ND	3.1 J	ND	1.6 J	ND	ND	4.7
10/16/2008	5501558	8260	ND	ND	ND	ND	ND	ND	6.1	ND	3.2 J	ND	ND	9.3
01/21/2009	5582426	8260	ND	ND	ND	ND	ND	ND	5.9	ND	2.9 J	ND	ND	8.8
04/16/2009	5649167	8260	ND	ND	ND	ND	ND	ND	3.9 J	ND	2.5 J	ND	ND	6.4
07/07/2009	5718466	8260	ND	ND	ND	ND	ND	ND	2.7 J	ND	1.7 J	ND	ND	4.4
10/07/2009	5800392	8260	ND	ND	ND	ND	ND	ND	2.8 J	ND	1.6 J	ND	ND	4.4

ND - Not detected, indicates parameter was analyzed for, but not detected at or above the reporting limit.

To address the NYSDEC concerns regarding the presentation and plotting of nondetected values, the data for 2001 to 2004 has been reevaluated and interpreted as follows:

- 1) Nondetected concentrations have been represented as ND for reporting purposes.
- 2) Total VOCs have been recalculated and represented as the sum of the detected parameters shown on this table.
- 3) The method change to 8260 was approved by the NYSDEC and changed in January 2005.

FORMER CARBORUNDUM FACILITY

WHEATFIELD, NEW YORK

Well Id: B-40M

Date	Lab Sample Id	Method	Carbon tetrachloride (ug/L)	Chloroform (ug/L)	1,1-Dichloroethane (ug/L)	1,1-Dichloroethene (ug/L)	Methylene chloride (ug/L)	Trans-1,2-dichloroethene (ug/L)	Cis-1,2-dichloroethene (ug/L)	1,1,1-Trichloroethane (ug/L)	Trichloroethylene (TCE) (ug/L)	Tetrachloroethylene (PCE) (ug/L)	Vinyl chloride (ug/L)	Total (ug/L)
01/25/2010	5892342	8260	ND	ND	ND	ND	ND	ND	4.1 J	ND	2.6 J	ND	ND	6.7
04/15/2010	5955536	8260	ND	ND	ND	ND	ND	ND	3.9 J	ND	2.7 J	ND	ND	6.6
07/19/2010	6036148	8260	ND	ND	ND	ND	ND	ND	3.7 J	ND	2.5 J	ND	ND	6.2
10/18/2010	6115534	8260	ND	ND	ND	ND	ND	ND	4.4 J	ND	2 J	ND	ND	6.4
01/24/2011	6190816	8260	ND	ND	ND	ND	ND	ND	6.6	ND	4.2 J	ND	ND	10.8
04/20/2011	6264714	8260	ND	ND	ND	ND	ND	ND	2.8 J	ND	1.7 J	ND	ND	4.5
07/20/2011	6352282	8260	ND	ND	ND	ND	ND	ND	3.4 J	ND	2 J	ND	ND	5.4
10/11/2011	6434699	8260	ND	ND	ND	ND	ND	0.91 J	4.7 J	ND	2.1 J	ND	ND	7.71
01/18/2012	6526477	8260	ND	ND	ND	ND	ND	ND	4.2 J	ND	1.8 J	ND	ND	6
04/05/2012	6608277	8260	ND	ND	ND	ND	ND	ND	3.8 J	ND	6.1	ND	ND	9.9

ND - Not detected, indicates parameter was analyzed for, but not detected at or above the reporting limit.

To address the NYSDEC concerns regarding the presentation and plotting of nondetected values, the data for 2001 to 2004 has been reevaluated and interpreted as follows:

- 1) Nondetected concentrations have been represented as ND for reporting purposes.
- 2) Total VOCs have been recalculated and represented as the sum of the detected parameters shown on this table.
- 3) The method change to 8260 was approved by the NYSDEC and changed in January 2005.

FORMER CARBORUNDUM FACILITY

WHEATFIELD, NEW YORK

Well Id: B-41M

Date	Lab Sample Id	Method	Carbon tetrachloride (ug/L)	Chloroform (ug/L)	1,1-Dichloroethane (ug/L)	1,1-Dichloroethene (ug/L)	Methylene chloride (ug/L)	Trans-1,2-dichloroethene (ug/L)	Cis-1,2-dichloroethene (ug/L)	1,1,1-Trichloroethane (ug/L)	Trichloroethylene (TCE) (ug/L)	Tetrachloroethylene (PCE) (ug/L)	Vinyl chloride (ug/L)	Total (ug/L)
01/12/2001	A1035108	8021	ND	ND	ND	ND	ND	1.3	3.1	ND	0.37 J	ND	ND	4.77
04/19/2001	A1361312	624	ND	ND	ND	ND	ND	ND	0.45	ND	ND	ND	ND	0.45
07/10/2001	A1648709	8021	ND	ND	ND	ND	ND	0.55 J	1.6	ND	0.38 J	ND	ND	2.53
10/18/2001	A1A23308	8021	ND	ND	ND	ND	ND	ND	ND	ND	100	ND	ND	100
01/23/2002	A2076802RI	8021	ND	ND	ND	ND	3.5	ND	ND	ND	ND	ND	ND	3.5
04/15/2002	A2370101	8021	ND	ND	ND	ND	ND	ND	1.8	ND	1 J	ND	ND	2.8
07/15/2002	A2723101	8021	ND	ND	ND	ND	ND	ND	1.2	ND	0.47 J	ND	ND	1.67
10/08/2002	A2999207	8021	ND	ND	ND	ND	ND	0.38 J	1.4	ND	0.84 J	ND	ND	2.62
01/21/2003	A3069004	8021	ND	ND	ND	ND	ND	0.44 J	1.5	ND	0.81 J	ND	ND	2.75
04/28/2003	A3399801	8021	ND	ND	ND	ND	ND	0.57 J	2.3	ND	ND	ND	ND	2.87
07/17/2003	A3683705	8021	ND	ND	ND	ND	ND	0.52 J	2.3	ND	0.65 J	ND	ND	3.47
10/17/2003	A3A09005	8021	ND	ND	ND	ND	ND	ND	2.7	ND	ND	ND	ND	2.7
01/21/2004	A4053204	8021	ND	ND	ND	ND	ND	ND	2.4	ND	ND	ND	ND	2.4
04/30/2004	A4402402	8021	ND	ND	ND	ND	ND	1.2	3.1	ND	ND	ND	ND	4.3
07/16/2004	A4674202	8021	ND	ND	ND	ND	ND	1.1 E	2.6 E	ND	ND	ND	ND	3.7
07/16/2004	A4674202	8260	ND	ND	ND	ND	ND	0.9 J	2.3	ND	0.3 J	ND	ND	3.5
10/12/2004	A4A09701	8021	ND	ND	ND	ND	ND	1.3	6.7	ND	ND	ND	ND	8
01/18/2005	A5051003	8260	ND	ND	ND	ND	ND	0.75 J	2	ND	0.38 J	ND	ND	3.13
04/26/2005	A5414302	8260	ND	ND	ND	ND	ND	1.3	3.8	ND	ND	ND	ND	5.1
07/26/2005	A5791603	8260/5ML	ND	ND	ND	ND	ND	1.2	2.9	ND	ND	ND	ND	4.1
10/21/2005	A5B92603	8260	ND	ND	ND	ND	ND	1	4.3	ND	ND	ND	0.99 J	6.29
01/27/2006	A6102502	8260	ND	ND	ND	ND	ND	0.62 J	3.1	ND	ND	ND	ND	3.72
04/21/2006	6D21017-03	8260	ND	ND	ND	ND	ND	ND	4	ND	ND	ND	ND	4
07/18/2006	6G19003-02	8260	ND	ND	ND	ND	4 B	ND	5	ND	ND	ND	ND	9
10/12/2006	6J16007-01RE1	8260	ND	ND	ND	ND	ND	ND	3	ND	ND	ND	ND	3
01/09/2007	7A10006-07	8260	ND	ND	ND	ND	ND	ND	4	ND	1	ND	ND	5
04/17/2007	7D18003-03	8260	ND	ND	ND	ND	ND	ND	5	ND	ND	ND	ND	5
07/16/2007	7G17015-09	8260	ND	ND	ND	ND	ND	ND	4	ND	ND	ND	ND	4
10/15/2007	7J16003-03	8260	ND	ND	ND	ND	ND	ND	3	ND	ND	ND	ND	3
01/09/2008	8A10002-05	8260	ND	ND	ND	ND	ND	ND	3	ND	ND	ND	ND	3
04/16/2008	8D16026-01	8260	ND	ND	ND	ND	4 B	ND	5	ND	ND	ND	ND	9
07/16/2008	5417443	8260	ND	ND	ND	ND	ND	ND	2.5 J	ND	ND	ND	ND	2.5
10/16/2008	5501557	8260	ND	ND	ND	ND	ND	ND	4.6 J	ND	ND	ND	ND	4.6
01/21/2009	5582427	8260	ND	ND	ND	ND	ND	ND	5.9	ND	ND	ND	1.5 J	7.4
04/16/2009	5649169	8260	ND	ND	ND	ND	ND	ND	6.8	ND	ND	ND	1.4 J	8.2
07/07/2009	5718464	8260	ND	ND	ND	ND	ND	ND	4.3 J	ND	ND	ND	ND	4.3
10/07/2009	5800393	8260	ND	ND	ND	ND	ND	ND	3.3 J	ND	ND	ND	ND	3.3

ND - Not detected, indicates parameter was analyzed for, but not detected at or above the reporting limit.

To address the NYSDEC concerns regarding the presentation and plotting of nondetected values, the data for 2001 to 2004 has been reevaluated and interpreted as follows:

- 1) Nondetected concentrations have been represented as ND for reporting purposes.
- 2) Total VOCs have been recalculated and represented as the sum of the detected parameters shown on this table.
- 3) The method change to 8260 was approved by the NYSDEC and changed in January 2005.

FORMER CARBORUNDUM FACILITY

WHEATFIELD, NEW YORK

Well Id: B-41M

Date	Lab Sample Id	Method	Carbon tetrachloride (ug/L)	Chloroform (ug/L)	1,1-Dichloroethane (ug/L)	1,1-Dichloroethene (ug/L)	Methylene chloride (ug/L)	Trans-1,2-dichloroethene (ug/L)	Cis-1,2-dichloroethene (ug/L)	1,1,1-Trichloroethane (ug/L)	Trichloroethylene (TCE) (ug/L)	Tetrachloroethylene (PCE) (ug/L)	Vinyl chloride (ug/L)	Total (ug/L)
01/25/2010	5892343	8260	ND	ND	ND	ND	ND	ND	5.4	ND	ND	ND	ND	5.4
04/15/2010	5955537	8260	ND	ND	ND	ND	ND	ND	6	ND	ND	ND	1.8 J	7.8
07/19/2010	6036149	8260	ND	ND	ND	ND	ND	ND	4.1 J	ND	ND	ND	ND	4.1
10/18/2010	6115535	8260	ND	ND	ND	ND	ND	ND	3.1 J	ND	ND	ND	ND	3.1
01/24/2011	6190821	8260	ND	ND	ND	ND	ND	ND	3.8 J	ND	ND	ND	ND	3.8
04/20/2011	6264717	8260	ND	ND	ND	ND	ND	ND	7.4	ND	ND	ND	2.9 J	10.3
07/20/2011	6352283	8260	ND	ND	ND	ND	ND	ND	4.9 J	ND	ND	ND	ND	4.9
10/11/2011	6434700	8260	ND	ND	ND	ND	ND	ND	4.4 J	ND	ND	ND	ND	4.4
01/18/2012	6526476	8260	ND	ND	ND	ND	ND	ND	6.2	ND	5.8	ND	ND	12
04/05/2012	6608276	8260	ND	ND	ND	ND	ND	ND	7.9	ND	10	ND	ND	17.9

ND - Not detected, indicates parameter was analyzed for, but not detected at or above the reporting limit.

To address the NYSDEC concerns regarding the presentation and plotting of nondetected values, the data for 2001 to 2004 has been reevaluated and interpreted as follows:

- 1) Nondetected concentrations have been represented as ND for reporting purposes.
- 2) Total VOCs have been recalculated and represented as the sum of the detected parameters shown on this table.
- 3) The method change to 8260 was approved by the NYSDEC and changed in January 2005.

FORMER CARBORUNDUM FACILITY

WHEATFIELD, NEW YORK

Well Id: B-42M

Date	Lab Sample Id	Method	Carbon tetrachloride (ug/L)	Chloroform (ug/L)	1,1-Dichloroethane (ug/L)	1,1-Dichloroethene (ug/L)	Methylene chloride (ug/L)	Trans-1,2-dichloroethene (ug/L)	Cis-1,2-dichloroethene (ug/L)	1,1,1-Trichloroethane (ug/L)	Trichloroethylene (TCE) (ug/L)	Tetrachloroethylene (PCE) (ug/L)	Vinyl chloride (ug/L)	Total (ug/L)
01/12/2001	A1035114	8021	ND	ND	ND	ND	2.1 J	1.2	51	ND	23	ND	ND	77.3
04/20/2001	A1366404	624	ND	ND	ND	ND	ND	ND	39	ND	380 D	ND	ND	419
07/11/2001	A1648704	8021	ND	ND	0.27 J	ND	ND	1.4	45	ND	14	ND	9.4	70.07
10/17/2001	A1A23307	8021	ND	ND	ND	ND	ND	0.4 J	12	ND	3	ND	ND	15.4
11/12/2001	A1B23801	8021	ND	ND	ND	ND	ND	0.56 J	8	ND	4	ND	ND	12.56
01/24/2002	A2076710	8021	ND	ND	ND	ND	ND	0.5 J	8.2	ND	4.8	ND	0.44 J	13.94
04/18/2002	A2378803	8021	ND	ND	ND	ND	ND	0.43 J	4.2	ND	4.1	ND	ND	8.73
07/16/2002	A2722908	8021	ND	ND	ND	ND	ND	0.6 J	8.2	ND	3.9	ND	ND	12.7
10/11/2002	A2A14401	8021	ND	ND	ND	ND	ND	1.5	16	ND	6	ND	ND	23.5
01/23/2003	A3075204	8021	ND	ND	ND	ND	ND	ND	8.9	ND	12	ND	ND	20.9
04/23/2003	A3376302	8021	ND	ND	ND	ND	ND	1.2	12	ND	6.9	ND	0.67 J	20.77
07/22/2003	A3699405	8021	ND	ND	ND	ND	ND	1	15	ND	5.2	ND	ND	21.2
10/22/2003	A3A28303	8021	ND	ND	ND	ND	ND	2	28	ND	8.2	ND	1.4 J	39.6
01/21/2004	A4053402	8021	ND	ND	ND	ND	ND	ND	11	ND	6.9	ND	ND	17.9
04/28/2004	A4387603	8021	ND	ND	ND	ND	ND	1.1	10	ND	4.9	ND	ND	16
07/09/2004	A4647101	8021	ND	ND	ND	ND	ND	1	8.5	ND	4.3	ND	ND	13.8
10/08/2004	A4994202	8021	ND	ND	ND	ND	ND	ND	6.2	ND	3.5	ND	ND	9.7
01/18/2005	A5051101	8260	ND	ND	ND	ND	ND	0.34 J	2.6	ND	2.6	ND	ND	5.54
04/26/2005	A5414403	8260	ND	ND	ND	ND	ND	0.43 J	5.1	ND	3.6	ND	ND	9.13
07/26/2005	A5791701	8260/5ML	ND	ND	ND	ND	ND	1	8.2	ND	3.9	ND	ND	13.1
10/20/2005	A5B92005	8260	ND	ND	ND	ND	ND	1.5	13	ND	5.9	ND	2.2	22.6
01/24/2006	A6089108	8260	ND	ND	ND	ND	ND	ND	4.1	ND	2.9	ND	ND	7
04/19/2006	6D20002-05	8260	ND	ND	ND	ND	ND	ND	6	ND	4	ND	ND	10
07/18/2006	6G19003-08	8260	ND	ND	ND	ND	5 B	ND	7	ND	3	ND	ND	15
10/11/2006	6J12003-03	8260	ND	ND	ND	ND	ND	1	10	ND	4	ND	ND	15
01/10/2007	7A11003-01	8260	ND	ND	ND	ND	ND	ND	3	ND	2	ND	ND	5
04/16/2007	7D17002-01	8260	ND	ND	ND	ND	ND	ND	5	ND	3	ND	ND	8
07/16/2007	7G17015-02	8260	ND	ND	ND	ND	2	ND	3	ND	2	ND	ND	7
10/09/2007	7J10006-09	8260	ND	ND	ND	ND	ND	ND	4	ND	3	ND	ND	7
01/14/2008	8A15002-02	8260	ND	ND	ND	ND	ND	ND	8	ND	4	ND	ND	12
04/14/2008	8D15002-01	8260	ND	ND	ND	ND	2 B	ND	6	ND	3	ND	ND	11
07/23/2008	5423257	8260	ND	ND	ND	ND	ND	0.81 J	6.8	ND	2.4 J	ND	ND	10.01
10/16/2008	5501561	8260	ND	ND	ND	ND	ND	ND	16	ND	31	ND	ND	47
01/21/2009	5582431	8260	ND	ND	ND	ND	ND	ND	6.8	ND	5 J	ND	ND	11.8
04/15/2009	5647725	8260	ND	ND	ND	ND	ND	1.3 J	11	ND	3.7 J	ND	ND	16
07/07/2009	5718476	8260	ND	ND	ND	ND	ND	0.98 J	7.8	ND	2.7 J	ND	ND	11.48
10/07/2009	5800382	8260	ND	ND	ND	ND	ND	ND	6.8	ND	2.6 J	ND	ND	9.4

ND - Not detected, indicates parameter was analyzed for, but not detected at or above the reporting limit.

To address the NYSDEC concerns regarding the presentation and plotting of nondetected values, the data for 2001 to 2004 has been reevaluated and interpreted as follows:

- 1) Nondetected concentrations have been represented as ND for reporting purposes.
- 2) Total VOCs have been recalculated and represented as the sum of the detected parameters shown on this table.
- 3) The method change to 8260 was approved by the NYSDEC and changed in January 2005.

FORMER CARBORUNDUM FACILITY

WHEATFIELD, NEW YORK

Well Id: B-42M

Date	Lab Sample Id	Method	Carbon tetrachloride (ug/L)	Chloroform (ug/L)	1,1-Dichloroethane (ug/L)	1,1-Dichloroethene (ug/L)	Methylene chloride (ug/L)	Trans-1,2-dichloroethene (ug/L)	Cis-1,2-dichloroethene (ug/L)	1,1,1-Trichloroethane (ug/L)	Trichloroethylene (TCE) (ug/L)	Tetrachloroethylene (PCE) (ug/L)	Vinyl chloride (ug/L)	Total (ug/L)
01/20/2010	5888920	8260	ND	ND	ND	ND	ND	0.81 J	8.3	ND	2.6 J	ND	ND	11.71
04/13/2010	5953085	8260	ND	ND	ND	ND	ND	1.6 J	14	ND	3.7 J	ND	ND	19.3
07/14/2010	6032685	8260	ND	ND	ND	ND	ND	1 J	9.1	ND	2.6 J	ND	ND	12.7
10/14/2010	6113373	8260	ND	ND	ND	ND	ND	ND	6.9	ND	2 J	ND	ND	8.9
01/25/2011	6191892	8260	ND	ND	ND	ND	ND	1.1 J	10	ND	2.7 J	ND	ND	13.8
04/19/2011	6263086	8260	ND	ND	ND	ND	ND	1.2 J	10	ND	3.8 J	ND	ND	15
07/13/2011	6343977	8260	ND	ND	ND	ND	ND	ND	6.9	ND	2.6 J	ND	ND	9.5
10/12/2011	6435897	8260	ND	ND	ND	ND	ND	ND	5.3	ND	1.9 J	ND	ND	7.2
01/18/2012	6526475	8260	ND	ND	ND	ND	ND	ND	5.7	ND	2.1 J	ND	ND	7.8
04/09/2012	6610605	8260	ND	ND	ND	ND	ND	1.7 J	16	ND	13	ND	1.2 J	31.9

ND - Not detected, indicates parameter was analyzed for, but not detected at or above the reporting limit.

To address the NYSDEC concerns regarding the presentation and plotting of nondetected values, the data for 2001 to 2004 has been reevaluated and interpreted as follows:

- 1) Nondetected concentrations have been represented as ND for reporting purposes.
- 2) Total VOCs have been recalculated and represented as the sum of the detected parameters shown on this table.
- 3) The method change to 8260 was approved by the NYSDEC and changed in January 2005.

FORMER CARBORUNDUM FACILITY

WHEATFIELD, NEW YORK

Well Id: B-43M

Date	Lab Sample Id	Method	Carbon tetrachloride (ug/L)	Chloroform (ug/L)	1,1-Dichloroethane (ug/L)	1,1-Dichloroethene (ug/L)	Methylene chloride (ug/L)	Trans-1,2-dichloroethene (ug/L)	Cis-1,2-dichloroethene (ug/L)	1,1,1-Trichloroethane (ug/L)	Trichloroethylene (TCE) (ug/L)	Tetrachloroethylene (PCE) (ug/L)	Vinyl chloride (ug/L)	Total (ug/L)
01/12/2001	A1035113	8021	ND	ND	1.4	ND	ND	ND	34	ND	4.5	ND	2.7	42.6
04/20/2001	A1366405	624	ND	ND	ND	ND	ND	ND	4.6	ND	2.9	ND	ND	7.5
07/11/2001	A1648701	8021	ND	ND	0.35 J	ND	ND	ND	2.1	ND	0.83 J	ND	0.3 J	3.58
11/12/2001	A1B23802	8021	ND	ND	ND	ND	ND	ND	14	ND	6.4	ND	0.37 J	20.77
01/21/2002	A2066007	8021	ND	ND	ND	ND	ND	0.61 J	13	ND	6.1	ND	ND	19.71
04/11/2002	A2348302	8021	ND	ND	ND	ND	ND	0.61 J	11	ND	6.3	ND	ND	17.91
07/11/2002	A2708317	8021	ND	ND	ND	ND	ND	ND	10	ND	5.4	ND	ND	15.4
10/08/2002	A2999303	8021	ND	ND	ND	ND	ND	0.38 J	6	ND	4.3	ND	0.29 J	10.97
01/16/2003	A3055804	8021	ND	ND	0.29 J	ND	ND	0.4 J	6.3	ND	3.4	ND	1.2 J	11.59
04/29/2003	A3398701	8021	ND	ND	ND	ND	ND	ND	3.8	ND	2.4	ND	0.34 J	6.54
07/17/2003	A3683706	8021	ND	ND	ND	ND	ND	ND	2.1	ND	1.1 J	ND	ND	3.2
10/16/2003	A3A09002	8021	ND	ND	ND	ND	ND	ND	3.7	ND	8.1	ND	ND	11.8
01/20/2004	A4053201	8021	ND	ND	ND	ND	ND	ND	10	ND	8.9	ND	ND	18.9
04/28/2004	A4387602	8021	ND	ND	ND	ND	ND	ND	2	ND	1.4	ND	ND	3.4
07/09/2004	A4647301	8021	ND	ND	ND	ND	ND	ND	4.3	ND	8.2	ND	ND	12.5
10/07/2004	A4994505	8021	ND	ND	ND	ND	ND	ND	7.4	ND	36	ND	ND	43.4
01/18/2005	A5051001	8260	ND	ND	ND	ND	ND	0.82 J	8.9	ND	5.5	ND	1.5 J	16.72
04/21/2005	A5402202	8260	ND	ND	ND	ND	ND	0.83 J	10	ND	40 E	ND	ND	50.83
04/21/2005	A5402202DL	8260	ND	ND	ND	ND	ND	0.69 DJ	8.6 D	ND	34 D	ND	ND	43.29
07/26/2005	A5791702	8260/5ML	ND	ND	ND	ND	ND	1.6	17	ND	79	ND	ND	97.6
10/20/2005	A5B91801	8260	ND	ND	ND	ND	ND	0.64 J	6	ND	6.8	ND	1.3 J	14.74
01/26/2006	A6102402	8260	ND	ND	ND	ND	ND	0.74 J	12	ND	4.6	ND	3.8	21.14
04/20/2006	6D21003-01	8260	ND	ND	ND	ND	ND	ND	12	ND	3	ND	3	18
07/18/2006	6G19003-07	8260	ND	ND	ND	ND	4 B	ND	8	ND	4	ND	ND	16
10/11/2006	6J12003-02	8260	ND	ND	ND	ND	ND	1	12	ND	36	ND	ND	49
01/10/2007	7A11003-02	8260	ND	ND	ND	ND	ND	ND	12	ND	5	ND	4	21
04/16/2007	7D17002-02	8260	ND	ND	ND	ND	ND	ND	9	ND	2	ND	ND	11
07/16/2007	7G17015-03	8260	ND	ND	ND	ND	ND	ND	9	ND	2	ND	3	14
10/10/2007	7J11002-07	8260	ND	ND	ND	ND	ND	ND	8	ND	3	ND	2	13
01/14/2008	8A15002-03	8260	ND	ND	ND	ND	ND	ND	9	ND	2	ND	2	13
04/14/2008	8D15002-02	8260	ND	ND	ND	ND	3 B	ND	5	ND	ND	ND	ND	8
07/23/2008	5423258	8260	ND	ND	ND	ND	ND	ND	8.5	ND	2.3 J	ND	2.6 J	13.4
10/16/2008	5501560	8260	ND	ND	ND	ND	ND	ND	10	ND	2.8 J	ND	3.1 J	15.9
01/15/2009	5578617	8260	ND	ND	ND	ND	ND	ND	9.1	ND	5.3	ND	2.5 J	16.9
04/15/2009	5647721	8260	ND	ND	ND	ND	ND	ND	7.2	ND	ND	ND	2.2 J	9.4
07/07/2009	5718475	8260	ND	ND	ND	ND	ND	ND	8.4	ND	2 J	ND	2.6 J	13
10/07/2009	5800384	8260	ND	ND	ND	ND	ND	ND	7.7	ND	2.7 J	ND	2.1 J	12.5

ND - Not detected, indicates parameter was analyzed for, but not detected at or above the reporting limit.

To address the NYSDEC concerns regarding the presentation and plotting of nondetected values, the data for 2001 to 2004 has been reevaluated and interpreted as follows:

- 1) Nondetected concentrations have been represented as ND for reporting purposes.
- 2) Total VOCs have been recalculated and represented as the sum of the detected parameters shown on this table.
- 3) The method change to 8260 was approved by the NYSDEC and changed in January 2005.

FORMER CARBORUNDUM FACILITY

WHEATFIELD, NEW YORK

Well Id: B-43M

Date	Lab Sample Id	Method	Carbon tetrachloride (ug/L)	Chloroform (ug/L)	1,1-Dichloroethane (ug/L)	1,1-Dichloroethene (ug/L)	Methylene chloride (ug/L)	Trans-1,2-dichloroethene (ug/L)	Cis-1,2-dichloroethene (ug/L)	1,1,1-Trichloroethane (ug/L)	Trichloroethylene (TCE) (ug/L)	Tetrachloroethylene (PCE) (ug/L)	Vinyl chloride (ug/L)	Total (ug/L)
01/20/2010	5888917	8260	ND	ND	ND	ND	ND	ND	6	ND	1.7 J	ND	1.5 J	9.2
04/13/2010	5953084	8260	ND	ND	ND	ND	ND	ND	5.9	ND	2.6 J	ND	ND	8.5
07/14/2010	6032683	8260	ND	ND	ND	ND	ND	ND	9.9	ND	2.8 J	ND	3 J	15.7
10/12/2010	6109758	8260	ND	ND	ND	ND	ND	ND	9.4	ND	3.3 J	ND	2.6 J	15.3
01/25/2011	6191891	8260	ND	ND	ND	ND	ND	ND	9.8	ND	3.1 J	ND	2.7 J	15.6
04/19/2011	6263085	8260	ND	ND	ND	ND	ND	ND	3.1 J	ND	ND	ND	ND	3.1
07/13/2011	6343976	8260	ND	ND	ND	ND	ND	ND	11	ND	3.8 J	ND	5.1	19.9
10/12/2011	6435898	8260	ND	ND	ND	ND	ND	ND	11	ND	3.4 J	ND	2.3 J	16.7
01/16/2012	6523836	8260	ND	ND	ND	ND	ND	ND	10	ND	3.3 J	ND	4.0 J	17.3
04/09/2012	6610604	8260	ND	ND	ND	ND	ND	ND	15	ND	27	ND	ND	42

ND - Not detected, indicates parameter was analyzed for, but not detected at or above the reporting limit.

To address the NYSDEC concerns regarding the presentation and plotting of nondetected values, the data for 2001 to 2004 has been reevaluated and interpreted as follows:

- 1) Nondetected concentrations have been represented as ND for reporting purposes.
- 2) Total VOCs have been recalculated and represented as the sum of the detected parameters shown on this table.
- 3) The method change to 8260 was approved by the NYSDEC and changed in January 2005.

FORMER CARBORUNDUM FACILITY

WHEATFIELD, NEW YORK

Well Id: B-44M

Date	Lab Sample Id	Method	Carbon tetrachloride (ug/L)	Chloroform (ug/L)	1,1-Dichloro-ethane (ug/L)	1,1-Dichloro-ethene (ug/L)	Methylene chloride (ug/L)	Trans-1,2-dichloro-ethene (ug/L)	Cis-1,2-dichloro-ethene (ug/L)	1,1,1-Trichloro-ethane (ug/L)	Trichloro-ethylene (TCE) (ug/L)	Tetrachloro-ethylene (PCE) (ug/L)	Vinyl chloride (ug/L)	Total (ug/L)
01/13/2001	A1041307	8021	ND	ND	7.6	1.2	ND	1.1	38	1.9	8	ND	15	72.8
04/25/2001	A1382101	8021	ND	ND	6	ND	ND	0.25 J	33	0.4 J	4.3	ND	7.7	51.65
07/11/2001	A1648703	8021	ND	ND	4.5	ND	ND	ND	23	ND	3	ND	2.4	32.9
11/12/2001	A1B23803	8021	ND	ND	6.1	ND	ND	ND	33	ND	27	ND	4.5	70.6
01/22/2002	A2066013	8021	ND	ND	ND	ND	14	ND	22	ND	ND	ND	ND	36
04/12/2002	A2351802	8021	ND	ND	7.6	ND	ND	ND	33	ND	5.9	ND	5.6	52.1
07/15/2002	A2723103	8021	ND	ND	7.8	ND	ND	ND	28	ND	5.5	ND	4.4	45.7
10/09/2002	A2A07501	8021	ND	ND	9.2	ND	ND	ND	49	0.76 J	10	ND	15	83.96
01/21/2003	A3069001	8021	ND	0.54 J	7.4	ND	ND	ND	25	ND	5.5	ND	4.9	43.34
04/29/2003	A3398702	8021	ND	ND	11	ND	ND	ND	44	0.79 J	10	ND	27	92.79
07/17/2003	A3683704	8021	ND	ND	8.3	ND	ND	ND	36	0.45 J	4.8	ND	13	62.55
10/17/2003	A3A09003	8021	ND	ND	8.4	ND	ND	ND	26	ND	1.6	ND	20	56
01/20/2004	A4053203	8021	ND	ND	9.1	ND	ND	ND	15	ND	1.9	ND	9.7	35.7
04/28/2004	A4387601	8021	ND	ND	8.5	ND	ND	ND	27	ND	3.2	ND	23	61.7
07/09/2004	A4647302	8021	ND	ND	8	ND	ND	ND	15	ND	1.6	ND	19	43.6
10/07/2004	A4994504	8021	ND	ND	6.3	ND	ND	ND	5	ND	2.4	ND	5.6	19.3
01/18/2005	A5051002	8260	ND	ND	8.1	ND	ND	0.34 J	9.1	0.25 J	2.4	ND	4.9	25.09
04/21/2005	A5402201	8260	ND	ND	7.3	ND	ND	0.47 J	21	0.49 J	5.8	ND	15	50.06
07/22/2005	A5778502	8260/5ML	ND	ND	5.9	ND	ND	ND	14	ND	3.6	ND	5.5	29
10/21/2005	A5B92604	8260	ND	ND	8.7	ND	ND	ND	9.1	ND	3.7	ND	6.6	28.1
01/26/2006	A6102403	8260	ND	ND	9.1	ND	ND	0.63 J	16	0.65 J	8.1	ND	16	50.48
04/20/2006	6D21003-02	8260	ND	ND	7	ND	ND	ND	7	ND	2	ND	8	24
07/18/2006	6G19003-06	8260	ND	ND	7	ND	11 B	ND	8	ND	3	ND	5	34
10/11/2006	6J12003-04	8260	ND	ND	8	ND	ND	ND	12	ND	6	ND	9	35
01/10/2007	7A11003-03	8260	ND	ND	6	ND	ND	ND	5	ND	10	ND	6	27
04/17/2007	7D18003-04	8260	ND	ND	5	ND	ND	ND	1	ND	ND	ND	3	9
07/16/2007	7G17015-04	8260	ND	ND	7	ND	ND	ND	8	ND	5	ND	7	27
10/10/2007	7J11002-08	8260	ND	ND	6	ND	ND	ND	7	ND	4	ND	4	21
01/14/2008	8A15002-04	8260	ND	ND	7	ND	ND	ND	9	ND	5	ND	6	27
04/15/2008	8D16011-01	8260	ND	ND	5	ND	4 B	ND	4	ND	2	ND	4	19
07/28/2008	5426819	8260	ND	ND	7.7	ND	ND	ND	8.1	ND	5.2	ND	7.2	28.2
10/16/2008	5501564	8260	ND	ND	9.6	ND	ND	ND	11	ND	6.7	ND	7.5	34.8
01/15/2009	5578616	8260	ND	ND	8.3	ND	ND	ND	8.9	ND	7.4	ND	6.3	30.9
04/15/2009	5647726	8260	ND	ND	7	ND	ND	ND	5.8	ND	4.4 J	ND	5 J	22.2
07/07/2009	5718477	8260	ND	ND	8.6	ND	ND	ND	9.5	ND	5.7	ND	6.9	30.7
10/07/2009	5800386	8260	ND	ND	9	ND	ND	ND	9.3	ND	5.7	ND	9.1	33.1
01/20/2010	5888916	8260	ND	ND	10	ND	ND	ND	11	ND	6.8	ND	7.3	35.1

ND - Not detected, indicates parameter was analyzed for, but not detected at or above the reporting limit.

To address the NYSDEC concerns regarding the presentation and plotting of nondetected values, the data for 2001 to 2004 has been reevaluated and interpreted as follows:

- 1) Nondetected concentrations have been represented as ND for reporting purposes.
- 2) Total VOCs have been recalculated and represented as the sum of the detected parameters shown on this table.
- 3) The method change to 8260 was approved by the NYSDEC and changed in January 2005.

FORMER CARBORUNDUM FACILITY

WHEATFIELD, NEW YORK

Well Id: B-44M

Date	Lab Sample Id	Method	Carbon tetrachloride (ug/L)	Chloroform (ug/L)	1,1-Dichloroethane (ug/L)	1,1-Dichloroethene (ug/L)	Methylene chloride (ug/L)	Trans-1,2-dichloroethene (ug/L)	Cis-1,2-dichloroethene (ug/L)	1,1,1-Trichloroethane (ug/L)	Trichloroethylene (TCE) (ug/L)	Tetrachloroethylene (PCE) (ug/L)	Vinyl chloride (ug/L)	Total (ug/L)
04/12/2010	5951991	8260	ND	ND	7	ND	ND	ND	5.7	ND	3.4 J	ND	6	22.1
07/14/2010	6032684	8260	ND	ND	9.3	ND	ND	ND	10	ND	5.6	ND	6.9	31.8
10/12/2010	6109757	8260	ND	ND	11	ND	ND	ND	11	ND	6.3	ND	7.9	36.2
01/25/2011	6191893	8260	ND	ND	8.8	ND	ND	ND	10	ND	5.5	ND	7.1	31.4
04/19/2011	6263084	8260	ND	ND	6.7	ND	ND	ND	2.8 J	ND	1.5 J	ND	4.3 J	15.3
07/13/2011	6343973	8260	ND	ND	11	ND	ND	ND	12	ND	5.9	ND	7.1	36
10/12/2011	6435904	8260	ND	ND	9.9	ND	ND	0.82 J	12	ND	6.1	ND	6.6	35.42
01/16/2012	6523835	8260	ND	ND	8.6	ND	ND	ND	11	ND	5.5	ND	5.7	30.8
04/09/2012	6610603	8260	ND	ND	7.2	ND	ND	ND	53	ND	68	ND	6.5	134.7

ND - Not detected, indicates parameter was analyzed for, but not detected at or above the reporting limit.

To address the NYSDEC concerns regarding the presentation and plotting of nondetected values, the data for 2001 to 2004 has been reevaluated and interpreted as follows:

- 1) Nondetected concentrations have been represented as ND for reporting purposes.
- 2) Total VOCs have been recalculated and represented as the sum of the detected parameters shown on this table.
- 3) The method change to 8260 was approved by the NYSDEC and changed in January 2005.

FORMER CARBORUNDUM FACILITY

WHEATFIELD, NEW YORK

Well Id: B-45M

Date	Lab Sample Id	Method	Carbon tetrachloride (ug/L)	Chloroform (ug/L)	1,1-Dichloro-ethane (ug/L)	1,1-Dichloro-ethene (ug/L)	Methylene chloride (ug/L)	Trans-1,2-dichloro-ethene (ug/L)	Cis-1,2-dichloro-ethene (ug/L)	1,1,1-Trichloro-ethane (ug/L)	Trichloro-ethylene (TCE) (ug/L)	Tetrachloro-ethylene (PCE) (ug/L)	Vinyl chloride (ug/L)	Total (ug/L)
01/18/2001	A1052404	8021	ND	1	ND	ND	ND	ND	ND	ND	ND	ND	ND	1
04/18/2001	A1361301	624	ND	ND	ND	ND	ND	ND	ND	ND	ND	ND	ND	ND
07/18/2001	A1682901	8021	ND	ND	ND	ND	ND	ND	ND	ND	ND	ND	ND	ND
10/12/2001	A1A01003	8021	ND	ND	ND	ND	ND	ND	ND	ND	ND	ND	ND	ND
01/15/2002	A2039404	8021	ND	ND	ND	ND	ND	0.72 J	7.3	ND	0.66 J	ND	0.24 J	8.92
04/08/2002	A2332604	8260	ND	ND	ND	ND	ND	ND	1.1	ND	ND	ND	ND	1.1
07/08/2002	A2695504	8021	ND	ND	ND	ND	ND	ND	ND	ND	ND	ND	ND	ND
10/03/2002	A2980606	8021	ND	ND	ND	ND	ND	ND	0.21 J	ND	0.67 J	ND	ND	0.88
01/13/2003	A3038007	8021	ND	ND	ND	ND	ND	ND	1.6	ND	0.67 J	ND	ND	2.27
04/08/2003	A3329702	8021	ND	ND	ND	ND	ND	ND	1.2	ND	ND	ND	ND	1.2
07/03/2003	A3639718	8021	ND	ND	ND	ND	ND	ND	8.8	ND	66 E	ND	ND	74.8
07/03/2003	A3639718RE	8021	ND	ND	ND	ND	ND	ND	ND	ND	ND	ND	ND	ND
10/10/2003	A3983802	8021	ND	ND	ND	ND	ND	ND	ND	ND	ND	ND	ND	ND
01/08/2004	A4026307	8021	ND	ND	ND	ND	ND	ND	ND	ND	ND	ND	ND	ND
04/13/2004	A4331507	8021	ND	ND	ND	ND	ND	ND	ND	ND	ND	ND	ND	ND
06/30/2004	A4619404	8021	ND	ND	ND	ND	ND	ND	ND	ND	ND	ND	ND	ND
10/22/2004	A4A47804	8021	ND	ND	ND	ND	ND	ND	1.3	ND	ND	ND	ND	1.3
01/13/2005	A5036406	8260	ND	ND	ND	ND	ND	ND	0.86 J	ND	0.7 J	ND	ND	1.56
04/05/2005	A5317608	8260	ND	ND	ND	ND	ND	ND	0.35 J	ND	ND	ND	ND	0.35
07/12/2005	A5733103	8260/5ML	ND	ND	ND	ND	ND	ND	ND	ND	ND	ND	ND	ND
07/20/2006	6G21005-02	8260	ND	ND	ND	ND	3	ND	ND	ND	ND	ND	ND	3
07/10/2007	7G11015-10	8260	ND	ND	ND	ND	ND	ND	ND	ND	ND	ND	ND	ND
07/25/2008	5426026	8260	ND	ND	ND	ND	ND	ND	ND	ND	1.3 J	ND	ND	1.3
07/14/2009	5723627	8260	ND	ND	ND	ND	ND	ND	ND	ND	ND	ND	ND	ND
07/13/2010	6031613	8260	ND	ND	ND	ND	ND	ND	ND	ND	ND	ND	ND	ND
07/19/2011	6350146	8260	ND	ND	ND	ND	ND	ND	ND	ND	ND	ND	ND	ND

ND - Not detected, indicates parameter was analyzed for, but not detected at or above the reporting limit.

To address the NYSDEC concerns regarding the presentation and plotting of nondetected values, the data for 2001 to 2004 has been reevaluated and interpreted as follows:

- 1) Nondetected concentrations have been represented as ND for reporting purposes.
- 2) Total VOCs have been recalculated and represented as the sum of the detected parameters shown on this table.
- 3) The method change to 8260 was approved by the NYSDEC and changed in January 2005.

FORMER CARBORUNDUM FACILITY

WHEATFIELD, NEW YORK

Well Id: B-46M

Date	Lab Sample Id	Method	Carbon tetrachloride (ug/L)	Chloroform (ug/L)	1,1-Dichloroethane (ug/L)	1,1-Dichloroethene (ug/L)	Methylene chloride (ug/L)	Trans-1,2-dichloroethene (ug/L)	Cis-1,2-dichloroethene (ug/L)	1,1,1-Trichloroethane (ug/L)	Trichloroethylene (TCE) (ug/L)	Tetrachloroethylene (PCE) (ug/L)	Vinyl chloride (ug/L)	Total (ug/L)
01/17/2001	A1052405	8021	ND	0.62 J	ND	ND	1.4 J	2.3	54	ND	2.8	ND	3.2	64.32
04/18/2001	A1361304	624	ND	ND	ND	ND	ND	ND	5.8	ND	0.26	ND	ND	6.06
07/18/2001	A1682905	8021	ND	ND	ND	ND	ND	0.32 J	29	ND	1.7	ND	0.61 J	31.63
10/12/2001	A1A01004	8021	ND	ND	ND	ND	ND	0.46 J	41	ND	1.1 J	ND	2.3	44.86
01/15/2002	A2039405	8021	ND	ND	ND	ND	ND	0.46 J	31	ND	1.3	ND	1.7 J	34.46
04/09/2002	A2332611	8260	ND	ND	0.28 J	0.23 J	ND	0.88 J	62 D	ND	2.7	ND	1.8	67.89
07/09/2002	A2695508	8021	ND	ND	ND	ND	ND	ND	52	ND	ND	ND	ND	52
10/03/2002	A2980608	8021	ND	ND	ND	ND	ND	ND	120	ND	6.6	ND	3.3	129.9
01/14/2003	A3043003	8021	ND	ND	ND	ND	ND	1.1	58	ND	3.4	ND	2.9	65.4
04/08/2003	A3329705	8021	ND	ND	ND	ND	ND	ND	12	ND	0.44 J	ND	0.52 J	12.96
07/02/2003	A3639701	8021	ND	ND	ND	ND	ND	ND	36	ND	ND	ND	1.4 J	37.4
10/09/2003	A3978812	8021	ND	ND	ND	ND	ND	ND	150	ND	5.1	ND	3.8	158.9
01/08/2004	A4026306	8021	ND	ND	ND	ND	ND	ND	23	ND	1.5	ND	1.1 J	25.6
04/13/2004	A4331506	8021	ND	ND	ND	ND	ND	ND	82	ND	6.9	ND	2.5	91.4
06/30/2004	A4619405	8021	ND	ND	1.3	ND	ND	2.6	120	ND	8.7	ND	6.4	139
10/22/2004	A4A47805	8021	ND	ND	0.67 J	ND	ND	1.7	130 D	ND	9.2	ND	4.1	147.37
01/13/2005	A5036407	8260	ND	ND	ND	ND	ND	1.8	100	ND	11	ND	5.4	118.2
04/05/2005	A5317609	8260	ND	ND	ND	ND	ND	ND	1.8	ND	ND	ND	ND	1.8
07/12/2005	A5733104	8260/5ML	ND	ND	0.57 J	ND	ND	1.6	82	ND	8.2	ND	5.6	97.97
07/20/2006	6G21005-01	8260	ND	ND	ND	ND	3	1	59	ND	7	ND	4	74
07/10/2007	7G11015-11RE1	8260	ND	ND	ND	ND	ND	ND	33	ND	5	ND	2	40
07/25/2008	5426034	8260	ND	ND	ND	ND	ND	ND	18	ND	1.2 J	ND	2.7 J	21.9
07/14/2009	5723629	8260	ND	ND	ND	ND	ND	ND	28	ND	4.3 J	ND	3.2 J	35.5
07/13/2010	6031617	8260	ND	ND	ND	ND	ND	ND	29	ND	7.7	ND	2.7 J	39.4
07/19/2011	6350138	8260	ND	ND	ND	ND	ND	ND	38	ND	8.9	ND	3 J	49.9

ND - Not detected, indicates parameter was analyzed for, but not detected at or above the reporting limit.

To address the NYSDEC concerns regarding the presentation and plotting of nondetected values, the data for 2001 to 2004 has been reevaluated and interpreted as follows:

- 1) Nondetected concentrations have been represented as ND for reporting purposes.
- 2) Total VOCs have been recalculated and represented as the sum of the detected parameters shown on this table.
- 3) The method change to 8260 was approved by the NYSDEC and changed in January 2005.

FORMER CARBORUNDUM FACILITY

WHEATFIELD, NEW YORK

Well Id: B-48M

Date	Lab Sample Id	Method	Carbon tetrachloride (ug/L)	Chloroform (ug/L)	1,1-Dichloroethane (ug/L)	1,1-Dichloroethene (ug/L)	Methylene chloride (ug/L)	Trans-1,2-dichloroethene (ug/L)	Cis-1,2-dichloroethene (ug/L)	1,1,1-Trichloroethane (ug/L)	Trichloroethylene (TCE) (ug/L)	Tetrachloroethylene (PCE) (ug/L)	Vinyl chloride (ug/L)	Total (ug/L)
01/15/2001	A1041306	8021	ND	ND	ND	ND	ND	5.8	77	ND	31	ND	18	131.8
04/25/2001	A1382104	8021	ND	ND	ND	ND	ND	ND	10	ND	37	ND	ND	47
07/11/2001	A1648712	8021	ND	0.84 J	ND	ND	1.2 J	2.6	90	ND	9.6	ND	25	129.24
10/17/2001	A1A23302	8021	ND	ND	ND	ND	3.1	ND	13	ND	170	ND	ND	186.1
01/24/2002	A2076709	8021	ND	ND	ND	ND	ND	0.63 J	9.7	ND	15	ND	ND	25.33
04/15/2002	A2370204	8021	ND	ND	ND	ND	ND	0.46 J	7.8	ND	22	ND	ND	30.26
07/16/2002	A2722917	8021	ND	ND	ND	ND	ND	0.53 J	8.2	ND	25	ND	ND	33.73
10/09/2002	A2A07505	8021	ND	ND	ND	ND	ND	ND	8.2	ND	17	ND	ND	25.2
01/23/2003	A3075203	8021	ND	ND	ND	ND	ND	ND	7.9	ND	15	ND	ND	22.9
04/28/2003	A3399701	8021	ND	ND	ND	ND	ND	1	16	ND	20	ND	0.55 J	37.55
07/18/2003	A3689002	8021	ND	ND	ND	ND	ND	0.67 J	12	ND	13	ND	ND	25.67
10/22/2003	A3A28304	8021	ND	ND	ND	ND	ND	ND	10	ND	13	ND	ND	23
01/22/2004	A4057103	8021	ND	ND	ND	ND	ND	ND	3	ND	6.5	ND	ND	9.5
04/27/2004	A4387502	8021	ND	ND	ND	ND	ND	ND	3.2	ND	8.5	ND	ND	11.7
07/13/2004	A4663802	8021	ND	ND	ND	ND	ND	ND	2.6	ND	6.7	ND	ND	9.3
10/13/2004	A4A09401	8021	ND	ND	ND	ND	ND	ND	4.1	ND	6.6	ND	ND	10.7
01/12/2005	A5036102	8260	ND	ND	ND	ND	ND	ND	1.4	ND	5	ND	ND	6.4
04/21/2005	A5402002	8260	ND	ND	ND	ND	ND	ND	1	ND	4.6	ND	ND	5.6
07/21/2005	A5768402	8260/5ML	ND	ND	ND	ND	ND	ND	1.6	ND	5.6	ND	ND	7.2
10/20/2005	A5B92002	8260	ND	ND	ND	ND	ND	ND	2.3	ND	6.1	ND	ND	8.4
01/24/2006	A6089114	8260	ND	ND	ND	ND	ND	ND	0.79 J	ND	2.2	ND	ND	2.99
04/18/2006	6D19002-01	8260	ND	ND	ND	ND	2	ND	ND	ND	3	ND	ND	5
07/21/2006	6G21018-01	8260	ND	ND	ND	ND	ND	ND	2	ND	4	ND	ND	6
10/12/2006	6J16007-03RE1	8260	ND	ND	ND	ND	ND	ND	ND	ND	2	ND	ND	2
01/05/2007	7A05012-01	8260	ND	ND	ND	ND	ND	ND	ND	ND	2	ND	ND	2
04/11/2007	7D12002-01	8260	ND	ND	ND	ND	ND	ND	ND	ND	3	ND	ND	3
07/12/2007	7G13019-06	8260	ND	ND	ND	ND	ND	ND	ND	ND	2	ND	ND	2
10/11/2007	7J12012-07	8260	ND	ND	ND	ND	ND	ND	ND	ND	1	ND	ND	1
01/08/2008	8A09005-02	8260	ND	ND	ND	ND	ND	ND	ND	ND	1	ND	ND	1
04/10/2008	8D11008-04	8260	ND	ND	ND	ND	ND	ND	ND	ND	3	ND	ND	3
07/24/2008	5424628	8260	ND	ND	ND	ND	ND	ND	0.95 J	ND	2.9 J	ND	ND	3.85
10/15/2008	5499971	8260	ND	ND	ND	ND	ND	ND	1.4 J	ND	2.9 J	ND	ND	4.3
01/14/2009	5577591	8260	ND	ND	ND	ND	ND	ND	1.3 J	ND	2.7 J	ND	ND	4
04/14/2009	5646767	8260	ND	ND	ND	ND	ND	ND	1 J	ND	2.9 J	ND	ND	3.9
07/09/2009	5720681	8260	ND	ND	ND	ND	ND	ND	1.1 J	ND	2.4 J	ND	ND	3.5
10/05/2009	5797960	8260	ND	ND	ND	ND	ND	ND	0.91 J	ND	2.3 J	ND	ND	3.21
01/21/2010	5889955	8260	ND	ND	ND	ND	ND	ND	ND	ND	ND	ND	ND	ND

ND - Not detected, indicates parameter was analyzed for, but not detected at or above the reporting limit.

To address the NYSDEC concerns regarding the presentation and plotting of nondetected values, the data for 2001 to 2004 has been reevaluated and interpreted as follows:

- 1) Nondetected concentrations have been represented as ND for reporting purposes.
- 2) Total VOCs have been recalculated and represented as the sum of the detected parameters shown on this table.
- 3) The method change to 8260 was approved by the NYSDEC and changed in January 2005.

FORMER CARBORUNDUM FACILITY

WHEATFIELD, NEW YORK

Well Id: B-48M

Date	Lab Sample Id	Method	Carbon tetrachloride (ug/L)	Chloroform (ug/L)	1,1-Dichloroethane (ug/L)	1,1-Dichloroethene (ug/L)	Methylene chloride (ug/L)	Trans-1,2-dichloroethene (ug/L)	Cis-1,2-dichloroethene (ug/L)	1,1,1-Trichloroethane (ug/L)	Trichloroethylene (TCE) (ug/L)	Tetrachloroethylene (PCE) (ug/L)	Vinyl chloride (ug/L)	Total (ug/L)
04/14/2010	5954142	8260	ND	ND	ND	ND	ND	ND	ND	ND	1.7 J	ND	ND	1.7
07/14/2010	6032690	8260	ND	ND	ND	ND	ND	ND	ND	ND	1.7 J	ND	ND	1.7
10/14/2010	6113374	8260	ND	ND	ND	ND	ND	ND	ND	ND	1.5 J	ND	ND	1.5
01/25/2011	6191898	8260	ND	ND	ND	ND	ND	ND	ND	ND	ND	ND	ND	ND
04/18/2011	6261654	8260	ND	ND	ND	ND	ND	ND	ND	ND	1.5 J	ND	ND	1.5
07/20/2011	6352284	8260	ND	ND	ND	ND	ND	ND	ND	ND	1.2 J	ND	ND	1.2
10/11/2011	6434705	8260	ND	ND	ND	ND	ND	ND	ND	ND	ND	ND	ND	ND
01/18/2012	6526474	8260	ND	ND	ND	ND	ND	ND	ND	ND	ND	ND	ND	ND
04/10/2012	6612012	8260	ND	ND	ND	ND	ND	ND	ND	ND	2.1 J	ND	ND	2.1

ND - Not detected, indicates parameter was analyzed for, but not detected at or above the reporting limit.

To address the NYSDEC concerns regarding the presentation and plotting of nondetected values, the data for 2001 to 2004 has been reevaluated and interpreted as follows:

- 1) Nondetected concentrations have been represented as ND for reporting purposes.
- 2) Total VOCs have been recalculated and represented as the sum of the detected parameters shown on this table.
- 3) The method change to 8260 was approved by the NYSDEC and changed in January 2005.

FORMER CARBORUNDUM FACILITY

WHEATFIELD, NEW YORK

Well Id: B-49M

Date	Lab Sample Id	Method	Carbon tetrachloride (ug/L)	Chloroform (ug/L)	1,1-Dichloroethane (ug/L)	1,1-Dichloroethene (ug/L)	Methylene chloride (ug/L)	Trans-1,2-dichloroethene (ug/L)	Cis-1,2-dichloroethene (ug/L)	1,1,1-Trichloroethane (ug/L)	Trichloroethylene (TCE) (ug/L)	Tetrachloroethylene (PCE) (ug/L)	Vinyl chloride (ug/L)	Total (ug/L)
01/15/2001	A1041305	8021	ND	ND	ND	ND	ND	ND	2.2	ND	0.55 J	ND	ND	2.75
04/25/2001	A1382103	8021	ND	ND	ND	ND	ND	ND	0.72 J	ND	2.3	ND	ND	3.02
07/11/2001	A1648717	8021	ND	ND	ND	ND	ND	ND	0.74 J	ND	1.8	ND	ND	2.54
10/17/2001	A1A23301	8021	ND	ND	ND	ND	ND	ND	2.2	ND	120	ND	ND	122.2
01/24/2002	A2076706	8021	ND	ND	ND	ND	3.2	ND	ND	ND	ND	ND	ND	3.2
04/15/2002	A2370201	8021	ND	ND	ND	ND	ND	ND	ND	ND	0.45 J	ND	ND	0.45
07/15/2002	A2722904	8021	ND	ND	ND	ND	ND	ND	ND	ND	ND	ND	ND	ND
10/09/2002	A2A07504	8021	ND	ND	ND	ND	ND	ND	ND	ND	ND	ND	ND	ND
01/22/2003	A3068903	8021	ND	ND	ND	ND	ND	ND	ND	ND	ND	ND	ND	ND
04/23/2003	A3376303	8021	ND	ND	ND	ND	ND	ND	ND	ND	ND	ND	ND	ND
07/18/2003	A3689001	8021	ND	ND	ND	ND	ND	ND	ND	ND	0.31 J	ND	ND	0.31
10/22/2003	A3A21904	8021	ND	ND	ND	ND	ND	ND	ND	ND	ND	ND	ND	ND
01/22/2004	A4057102	8021	ND	ND	ND	ND	ND	ND	ND	ND	ND	ND	ND	ND
04/27/2004	A4387503	8021	ND	ND	ND	ND	ND	ND	ND	ND	ND	ND	ND	ND
07/13/2004	A4663803	8021	ND	ND	ND	ND	ND	ND	ND	ND	ND	ND	ND	ND
10/13/2004	A4A09402	8021	ND	ND	ND	ND	ND	ND	ND	ND	ND	ND	ND	ND
01/12/2005	A5036103	8260	ND	ND	ND	ND	ND	ND	ND	ND	ND	ND	ND	ND
04/21/2005	A5402003	8260	ND	ND	ND	ND	ND	ND	ND	ND	ND	ND	ND	ND
07/21/2005	A5768403	8260/5ML	ND	ND	ND	ND	ND	ND	0.51 J	ND	2.6	ND	ND	3.11
10/20/2005	A5B92003	8260	ND	ND	ND	ND	ND	ND	ND	ND	ND	ND	ND	ND
01/24/2006	A6089115	8260	ND	ND	ND	ND	ND	ND	ND	ND	ND	ND	ND	ND
04/18/2006	6D19002-02	8260	ND	ND	ND	ND	2	ND	ND	ND	ND	ND	ND	2
07/21/2006	6G21018-02	8260	ND	ND	ND	ND	ND	ND	ND	ND	ND	ND	ND	ND
10/12/2006	6J16007-04	8260	ND	ND	ND	ND	ND	ND	ND	ND	ND	ND	ND	ND
01/05/2007	7A05012-02	8260	ND	ND	ND	ND	5 B	ND	ND	ND	ND	ND	ND	5
04/11/2007	7D12002-02	8260	ND	ND	ND	ND	ND	ND	ND	ND	ND	ND	ND	ND
07/12/2007	7G13019-09	8260	ND	ND	ND	ND	ND	ND	ND	ND	ND	ND	ND	ND
10/11/2007	7J12012-08	8260	ND	ND	ND	ND	ND	ND	ND	ND	ND	ND	ND	ND
01/08/2008	8A09005-03	8260	ND	ND	ND	ND	ND	ND	ND	ND	1	ND	ND	1
04/10/2008	8D11008-05	8260	ND	ND	ND	ND	2	ND	ND	ND	ND	ND	ND	2
07/16/2008	5417445	8260	ND	ND	ND	ND	ND	ND	ND	ND	ND	ND	ND	ND
10/15/2008	5499972	8260	ND	ND	ND	ND	ND	ND	ND	ND	ND	ND	ND	ND
01/14/2009	5577588	8260	ND	ND	ND	ND	ND	ND	ND	ND	ND	ND	ND	ND
04/14/2009	5646768	8260	ND	ND	ND	ND	ND	ND	ND	ND	ND	ND	ND	ND
07/09/2009	5720679	8260	ND	ND	ND	ND	ND	ND	ND	ND	ND	ND	ND	ND
10/05/2009	5797959	8260	ND	ND	ND	ND	ND	ND	ND	ND	ND	ND	ND	ND
01/21/2010	5889957	8260	ND	ND	ND	ND	ND	ND	ND	ND	ND	ND	ND	ND

ND - Not detected, indicates parameter was analyzed for, but not detected at or above the reporting limit.

To address the NYSDEC concerns regarding the presentation and plotting of nondetected values, the data for 2001 to 2004 has been reevaluated and interpreted as follows:

- 1) Nondetected concentrations have been represented as ND for reporting purposes.
- 2) Total VOCs have been recalculated and represented as the sum of the detected parameters shown on this table.
- 3) The method change to 8260 was approved by the NYSDEC and changed in January 2005.

FORMER CARBORUNDUM FACILITY

WHEATFIELD, NEW YORK

Well Id: B-49M

Date	Lab Sample Id	Method	Carbon tetrachloride (ug/L)	Chloroform (ug/L)	1,1-Dichloroethane (ug/L)	1,1-Dichloroethene (ug/L)	Methylene chloride (ug/L)	Trans-1,2-dichloroethene (ug/L)	Cis-1,2-dichloroethene (ug/L)	1,1,1-Trichloroethane (ug/L)	Trichloroethylene (TCE) (ug/L)	Tetrachloroethylene (PCE) (ug/L)	Vinyl chloride (ug/L)	Total (ug/L)
04/14/2010	5954141	8260	ND	ND	ND	ND	ND	ND	ND	ND	ND	ND	ND	ND
07/14/2010	6032691	8260	ND	ND	ND	ND	ND	ND	ND	ND	ND	ND	ND	ND
10/14/2010	6113375	8260	ND	ND	ND	ND	ND	ND	ND	ND	ND	ND	ND	ND
01/25/2011	6191901	8260	ND	ND	ND	ND	ND	ND	ND	ND	ND	ND	ND	ND
04/18/2011	6261655	8260	ND	ND	ND	ND	ND	ND	ND	ND	ND	ND	ND	ND
07/20/2011	6352287	8260	ND	ND	ND	ND	ND	ND	ND	ND	ND	ND	ND	ND
10/11/2011	6434706	8260	ND	ND	ND	ND	ND	ND	ND	ND	ND	ND	ND	ND
01/17/2012	6524428	8260	ND	ND	ND	ND	ND	ND	ND	ND	ND	ND	ND	ND
04/11/2012	6613965	8260	ND	ND	ND	ND	ND	ND	ND	ND	1.8 J	ND	ND	1.8

ND - Not detected, indicates parameter was analyzed for, but not detected at or above the reporting limit.

To address the NYSDEC concerns regarding the presentation and plotting of nondetected values, the data for 2001 to 2004 has been reevaluated and interpreted as follows:

- 1) Nondetected concentrations have been represented as ND for reporting purposes.
- 2) Total VOCs have been recalculated and represented as the sum of the detected parameters shown on this table.
- 3) The method change to 8260 was approved by the NYSDEC and changed in January 2005.

FORMER CARBORUNDUM FACILITY

WHEATFIELD, NEW YORK

Well Id: B-50M

Date	Lab Sample Id	Method	Carbon tetrachloride (ug/L)	Chloroform (ug/L)	1,1-Dichloro-ethane (ug/L)	1,1-Dichloro-ethene (ug/L)	Methylene chloride (ug/L)	Trans-1,2-dichloro-ethene (ug/L)	Cis-1,2-dichloro-ethene (ug/L)	1,1,1-Trichloro-ethane (ug/L)	Trichloro-ethylene (TCE) (ug/L)	Tetrachloro-ethylene (PCE) (ug/L)	Vinyl chloride (ug/L)	Total (ug/L)
01/16/2001	A1043903	8021	ND	ND	ND	ND	ND	ND	1.7	ND	5.8	ND	ND	7.5
04/17/2001	A1345703	624	ND	ND	ND	ND	ND	ND	ND	ND	8.6	ND	ND	8.6
07/13/2001	A1663810	8021	ND	ND	ND	ND	ND	ND	0.32 J	ND	6	ND	ND	6.32
10/10/2001	A1994704	8021	ND	ND	ND	ND	ND	ND	0.38 J	ND	6.1	ND	ND	6.48
01/22/2002	A2066011RE	8021	ND	ND	ND	ND	ND	ND	2.2	ND	10	ND	ND	12.2
04/11/2002	A2348303	8021	ND	ND	ND	ND	ND	ND	4.7	ND	16	ND	ND	20.7
07/12/2002	A2713908	8021	ND	ND	ND	ND	ND	ND	7.2	ND	19	ND	ND	26.2
10/08/2002	A2999310	8021	ND	ND	ND	ND	ND	0.26 J	6	ND	10	ND	ND	16.26
01/20/2003	A3060802	8021	ND	ND	ND	ND	ND	ND	1.9	ND	9.8	ND	ND	11.7
04/29/2003	A3398703	8021	ND	ND	ND	ND	ND	ND	2.4	ND	18	ND	ND	20.4
07/16/2003	A3683702	8021	ND	ND	ND	ND	ND	0.2 J	3.6	ND	14	ND	ND	17.8
10/16/2003	A3A09001	8021	ND	ND	ND	ND	ND	ND	ND	ND	ND	ND	ND	ND
04/23/2004	A4373002	8021	ND	ND	ND	ND	ND	ND	23	ND	28	ND	ND	51
07/20/2004	A4682801	8021	ND	ND	ND	ND	ND	ND	20 E	ND	30 E	ND	ND	50
07/20/2004	A4682801	8260	ND	ND	ND	ND	ND	0.98 J	19	ND	34	ND	0.92 J	54.9
10/22/2004	A4A48002	8021	ND	ND	ND	ND	ND	0.87 J	23	ND	32	ND	0.59 J	56.46
01/17/2005	A5044301	8260	ND	ND	ND	ND	ND	0.67 J	12	ND	27	ND	ND	39.67
04/19/2005	A5387501	8260	ND	ND	ND	ND	ND	1.1	16	ND	56 E	ND	ND	73.1
04/19/2005	A5387501DL	8260	ND	ND	ND	ND	ND	1.1 D	15 D	ND	55 D	ND	ND	71.1
07/22/2005	A5778501	8260/5ML	ND	ND	ND	ND	ND	1.2	15	ND	51	ND	ND	67.2
07/18/2006	6G19003-11RE1	8260	ND	ND	ND	ND	ND	ND	14	ND	44	ND	ND	58
07/12/2007	7G13019-01	8260	ND	ND	ND	ND	ND	ND	19	ND	69	ND	ND	88
07/22/2008	5422168	8260	ND	ND	ND	ND	ND	1.6 J	25	ND	91	ND	ND	117.6
07/09/2009	5720686	8260	ND	ND	ND	ND	ND	ND	9.2	ND	51	ND	ND	60.2
07/20/2010	6038215	8260	ND	ND	ND	ND	ND	0.9 J	10	ND	49	ND	ND	59.9
07/21/2011	6353676	8260	ND	ND	ND	ND	ND	1 J	13	ND	53	ND	ND	67

ND - Not detected, indicates parameter was analyzed for, but not detected at or above the reporting limit.

To address the NYSDEC concerns regarding the presentation and plotting of nondetected values, the data for 2001 to 2004 has been reevaluated and interpreted as follows:

- 1) Nondetected concentrations have been represented as ND for reporting purposes.
- 2) Total VOCs have been recalculated and represented as the sum of the detected parameters shown on this table.
- 3) The method change to 8260 was approved by the NYSDEC and changed in January 2005.

FORMER CARBORUNDUM FACILITY

WHEATFIELD, NEW YORK

Well Id: B-51M

Date	Lab Sample Id	Method	Carbon tetrachloride (ug/L)	Chloroform (ug/L)	1,1-Dichloroethane (ug/L)	1,1-Dichloroethene (ug/L)	Methylene chloride (ug/L)	Trans-1,2-dichloroethene (ug/L)	Cis-1,2-dichloroethene (ug/L)	1,1,1-Trichloroethane (ug/L)	Trichloroethylene (TCE) (ug/L)	Tetrachloroethylene (PCE) (ug/L)	Vinyl chloride (ug/L)	Total (ug/L)
01/16/2001	A1043904	8021	ND	ND	ND	ND	ND	ND	ND	ND	ND	ND	ND	ND
04/17/2001	A1345701	624	ND	ND	ND	ND	ND	ND	ND	ND	ND	ND	ND	ND
07/13/2001	A1663815	8021	ND	ND	ND	ND	ND	ND	ND	ND	ND	ND	ND	ND
10/10/2001	A1994705	8021	ND	ND	ND	ND	ND	ND	ND	ND	ND	ND	ND	ND
01/17/2002	A2058503	8021	ND	ND	ND	ND	ND	ND	ND	ND	ND	ND	ND	ND
04/09/2002	A2332610	8260	ND	ND	ND	ND	ND	ND	ND	ND	ND	ND	ND	ND
07/10/2002	A2708307	8021	ND	ND	ND	ND	ND	ND	ND	ND	ND	ND	ND	ND
10/03/2002	A2980613	8021	ND	ND	ND	ND	ND	ND	ND	ND	ND	ND	ND	ND
01/15/2003	A3043009	8021	ND	ND	ND	ND	ND	ND	ND	ND	ND	ND	ND	ND
04/17/2003	A3361703	8021	ND	ND	ND	ND	ND	ND	ND	ND	ND	ND	ND	ND
07/15/2003	A3670610	8021	ND	ND	ND	ND	ND	ND	ND	ND	ND	ND	ND	ND
10/16/2003	A3A08902	8021	ND	ND	ND	ND	ND	ND	ND	ND	ND	ND	ND	ND
04/21/2004	A4356905	8021	ND	ND	ND	ND	ND	ND	ND	ND	ND	ND	ND	ND
07/20/2004	A4682901	8021	ND	ND	ND	ND	ND	ND	ND	ND	ND	ND	ND	ND
10/21/2004	A4A47807	8021	ND	ND	ND	ND	ND	ND	ND	ND	ND	ND	ND	ND
04/22/2005	A5402102	8260	ND	ND	ND	ND	ND	ND	ND	ND	ND	ND	ND	ND
07/22/2005	A5778403	8260/5ML	ND	ND	ND	ND	ND	ND	ND	ND	ND	ND	ND	ND
07/18/2006	6G19003-12	8260	ND	ND	ND	ND	4 B	ND	ND	ND	ND	ND	ND	4
07/11/2007	7G12003-08	8260	ND	ND	ND	ND	ND	ND	ND	ND	ND	ND	ND	ND
07/22/2008	5422169	8260	ND	ND	ND	ND	ND	ND	ND	ND	ND	ND	ND	ND
07/09/2009	5720688	8260	ND	ND	ND	ND	ND	ND	ND	ND	ND	ND	ND	ND

ND - Not detected, indicates parameter was analyzed for, but not detected at or above the reporting limit.

To address the NYSDEC concerns regarding the presentation and plotting of nondetected values, the data for 2001 to 2004 has been reevaluated and interpreted as follows:

- 1) Nondetected concentrations have been represented as ND for reporting purposes.
- 2) Total VOCs have been recalculated and represented as the sum of the detected parameters shown on this table.
- 3) The method change to 8260 was approved by the NYSDEC and changed in January 2005.

FORMER CARBORUNDUM FACILITY

WHEATFIELD, NEW YORK

Well Id: B-52M

Date	Lab Sample Id	Method	Carbon tetrachloride (ug/L)	Chloroform (ug/L)	1,1-Dichloro-ethane (ug/L)	1,1-Dichloro-ethene (ug/L)	Methylene chloride (ug/L)	Trans-1,2-dichloro-ethene (ug/L)	Cis-1,2-dichloro-ethene (ug/L)	1,1,1-Trichloro-ethane (ug/L)	Trichloro-ethylene (TCE) (ug/L)	Tetrachloro-ethylene (PCE) (ug/L)	Vinyl chloride (ug/L)	Total (ug/L)
01/18/2001	A1052402	8021	ND	ND	ND	ND	ND	ND	ND	ND	ND	ND	ND	ND
04/17/2001	A1345706	624	ND	ND	ND	ND	ND	ND	ND	ND	ND	ND	ND	ND
07/16/2001	A1674107	8021	ND	ND	ND	ND	ND	ND	ND	ND	ND	ND	ND	ND
10/16/2001	A1A17407	8021	ND	ND	ND	ND	ND	ND	ND	ND	ND	ND	ND	ND
01/17/2002	A2058504	8021	ND	ND	ND	ND	ND	ND	ND	ND	ND	ND	ND	ND
04/16/2002	A2369802	8021	ND	ND	ND	ND	ND	ND	ND	ND	ND	ND	ND	ND
07/11/2002	A2708308	8021	ND	ND	ND	ND	ND	ND	ND	ND	ND	ND	ND	ND
10/11/2002	A2A14501	8021	ND	ND	ND	ND	ND	ND	ND	ND	ND	ND	ND	ND
01/16/2003	A3056005	8021	ND	ND	ND	ND	ND	ND	ND	ND	ND	ND	ND	ND
04/07/2003	A3320705	8021	ND	ND	ND	ND	ND	ND	ND	ND	ND	ND	ND	ND
07/02/2003	A3639702	8021	ND	ND	ND	ND	ND	ND	ND	ND	ND	ND	ND	ND
10/10/2003	A3983801	8021	ND	ND	ND	ND	ND	ND	ND	ND	ND	ND	ND	ND
04/13/2004	A4331508	8021	ND	ND	ND	ND	ND	ND	ND	ND	ND	ND	ND	ND
06/30/2004	A4619401	8021	ND	ND	ND	ND	ND	ND	ND	ND	ND	ND	ND	ND
10/22/2004	A4A47803	8021	ND	ND	ND	ND	ND	ND	ND	ND	ND	ND	ND	ND
01/13/2005	A5036408	8260	ND	ND	ND	ND	ND	ND	ND	ND	ND	ND	ND	ND
04/06/2005	A5317601	8260	ND	ND	ND	ND	ND	ND	ND	ND	ND	ND	ND	ND
07/07/2005	A5706804	8260	ND	ND	ND	ND	ND	ND	ND	ND	ND	ND	ND	ND
07/19/2006	6G20004-04	8260	ND	ND	ND	ND	ND	ND	ND	ND	ND	ND	ND	ND
07/12/2007	7G13019-02	8260	ND	ND	ND	ND	ND	ND	ND	ND	ND	ND	ND	ND
07/22/2008	5422160	8260	ND	ND	ND	ND	ND	ND	ND	ND	ND	ND	ND	ND
07/09/2009	5720691	8260	ND	ND	ND	ND	ND	ND	ND	ND	ND	ND	ND	ND
07/20/2010	6038217	8260	ND	ND	ND	ND	ND	ND	ND	ND	ND	ND	ND	ND
07/21/2011	6353671	8260	ND	ND	ND	ND	ND	ND	ND	ND	ND	ND	ND	ND

ND - Not detected, indicates parameter was analyzed for, but not detected at or above the reporting limit.

To address the NYSDEC concerns regarding the presentation and plotting of nondetected values, the data for 2001 to 2004 has been reevaluated and interpreted as follows:

- 1) Nondetected concentrations have been represented as ND for reporting purposes.
- 2) Total VOCs have been recalculated and represented as the sum of the detected parameters shown on this table.
- 3) The method change to 8260 was approved by the NYSDEC and changed in January 2005.

FORMER CARBORUNDUM FACILITY

WHEATFIELD, NEW YORK

Well Id: B-53M

Date	Lab Sample Id	Method	Carbon tetrachloride (ug/L)	Chloroform (ug/L)	1,1-Dichloro-ethane (ug/L)	1,1-Dichloro-ethene (ug/L)	Methylene chloride (ug/L)	Trans-1,2-dichloro-ethene (ug/L)	Cis-1,2-dichloro-ethene (ug/L)	1,1,1-Trichloro-ethane (ug/L)	Trichloro-ethylene (TCE) (ug/L)	Tetrachloro-ethylene (PCE) (ug/L)	Vinyl chloride (ug/L)	Total (ug/L)
01/18/2001	A1052403	8021	ND	ND	ND	ND	ND	ND	0.44 J	ND	4.6	ND	ND	5.04
04/17/2001	A1345705	624	ND	ND	ND	ND	ND	ND	ND	ND	5.8	ND	ND	5.8
07/16/2001	A1674105	8021	ND	ND	ND	ND	ND	ND	0.2 J	ND	3.8	ND	ND	4
10/16/2001	A1A17408	8021	ND	ND	ND	ND	ND	ND	0.32 J	ND	7.1	ND	ND	7.42
01/22/2002	A2066010	8021	ND	ND	ND	ND	ND	ND	ND	ND	3.8	ND	ND	3.8
04/17/2002	A2378403	8021	ND	ND	ND	ND	ND	ND	1.4	ND	4.2	ND	ND	5.6
07/12/2002	A2713905	8021	ND	ND	ND	ND	ND	ND	1.6	ND	5.1	ND	ND	6.7
10/11/2002	A2A14601	8021	ND	ND	ND	ND	ND	ND	1.6	ND	12	ND	ND	13.6
01/20/2003	A3060803	8021	ND	ND	ND	ND	ND	ND	1.4	ND	7.4	ND	ND	8.8
04/09/2003	A3329508	8021	ND	ND	ND	ND	ND	ND	1.6	ND	11	ND	ND	12.6
07/08/2003	A3649107	8021	ND	ND	ND	ND	ND	ND	0.6 J	ND	8	ND	ND	8.6
10/13/2003	A3991404	8021	ND	ND	ND	ND	ND	ND	1.2	ND	7.6	ND	ND	8.8
04/13/2004	A4331801	8021	ND	ND	ND	ND	ND	ND	2.6	ND	4.9	ND	ND	7.5
07/07/2004	A4636501	8021	ND	ND	ND	ND	ND	ND	2.5	ND	4.6	ND	ND	7.1
10/22/2004	A4A48003	8021	ND	ND	ND	ND	ND	ND	1.9	ND	9.8	ND	ND	11.7
01/13/2005	A5036205	8260	ND	ND	ND	ND	ND	ND	2.1	ND	3.5	ND	1 J	6.6
04/06/2005	A5317805	8260	ND	ND	ND	ND	ND	ND	1.8	ND	2.1	ND	ND	3.9
07/07/2005	A5706901	8260/5ML	ND	ND	ND	ND	ND	ND	1.9	ND	1.8	ND	ND	3.7
07/19/2006	6G20004-03	8260	ND	ND	ND	ND	ND	ND	2	ND	2	ND	ND	4
07/12/2007	7G13019-03	8260	ND	ND	ND	ND	ND	ND	2	ND	2	ND	ND	4
07/22/2008	5422161	8260	ND	ND	ND	ND	ND	ND	6.9	ND	26	ND	ND	32.9
07/09/2009	5720692	8260	ND	ND	ND	ND	ND	ND	2.9 J	ND	9.4	ND	ND	12.3
07/20/2010	6038218	8260	ND	ND	ND	ND	ND	ND	1.7 J	ND	13	ND	ND	14.7
04/13/2011	6258129	8260	ND	ND	ND	ND	ND	ND	3 J	ND	16	ND	ND	19
07/21/2011	6353670	8260	ND	ND	ND	ND	ND	ND	2 J	ND	9.3	ND	ND	11.3

ND - Not detected, indicates parameter was analyzed for, but not detected at or above the reporting limit.

To address the NYSDEC concerns regarding the presentation and plotting of nondetected values, the data for 2001 to 2004 has been reevaluated and interpreted as follows:

- 1) Nondetected concentrations have been represented as ND for reporting purposes.
- 2) Total VOCs have been recalculated and represented as the sum of the detected parameters shown on this table.
- 3) The method change to 8260 was approved by the NYSDEC and changed in January 2005.

FORMER CARBORUNDUM FACILITY

WHEATFIELD, NEW YORK

Well Id: B-54M

Date	Lab Sample Id	Method	Carbon tetrachloride (ug/L)	Chloroform (ug/L)	1,1-Dichloro-ethane (ug/L)	1,1-Dichloro-ethene (ug/L)	Methylene chloride (ug/L)	Trans-1,2-dichloro-ethene (ug/L)	Cis-1,2-dichloro-ethene (ug/L)	1,1,1-Trichloro-ethane (ug/L)	Trichloro-ethylene (TCE) (ug/L)	Tetrachloro-ethylene (PCE) (ug/L)	Vinyl chloride (ug/L)	Total (ug/L)
01/22/2001	A1063401	8021	ND	ND	ND	ND	ND	ND	ND	ND	ND	ND	ND	ND
04/18/2001	A1361305	624	ND	ND	ND	ND	ND	ND	ND	ND	ND	ND	ND	ND
07/16/2001	A1674104	8021	ND	ND	ND	ND	ND	ND	ND	ND	ND	ND	ND	ND
10/11/2001	A1994708	8021	ND	ND	ND	ND	ND	ND	ND	ND	ND	ND	ND	ND
01/15/2002	A2039406	8021	ND	ND	ND	ND	ND	ND	ND	ND	ND	ND	ND	ND
04/08/2002	A2332605	8260	ND	ND	ND	ND	ND	ND	ND	ND	ND	ND	ND	ND
07/09/2002	A2695506	8021	ND	ND	ND	ND	ND	ND	ND	ND	ND	ND	ND	ND
10/03/2002	A2980604	8021	ND	ND	ND	ND	ND	ND	ND	ND	ND	ND	ND	ND
01/14/2003	A3043001	8021	ND	ND	ND	ND	ND	ND	ND	ND	ND	ND	ND	ND
04/08/2003	A3320707	8021	ND	ND	ND	ND	ND	ND	ND	ND	ND	ND	ND	ND
07/08/2003	A3649205	8021	ND	ND	ND	ND	ND	ND	ND	ND	ND	ND	ND	ND
10/10/2003	A3983805	8021	ND	ND	ND	ND	ND	ND	ND	ND	ND	ND	ND	ND
04/13/2004	A4331509	8021	ND	ND	ND	ND	ND	ND	ND	ND	ND	ND	ND	ND
06/30/2004	A4619402	8021	ND	ND	ND	ND	ND	ND	ND	ND	ND	ND	ND	ND
10/22/2004	A4A47802	8021	ND	ND	ND	ND	0.58 J	ND	ND	ND	ND	ND	ND	0.58
01/17/2005	A5043901	8260	ND	ND	ND	ND	ND	ND	ND	ND	ND	ND	ND	ND
04/06/2005	A5317602	8260	ND	ND	ND	ND	ND	ND	ND	ND	ND	ND	ND	ND
07/07/2005	A5706803	8260	ND	ND	ND	ND	ND	ND	ND	ND	ND	ND	ND	ND
07/19/2006	6G20004-08	8260	ND	ND	ND	ND	ND	ND	ND	ND	ND	ND	ND	ND
07/12/2007	7G13019-04	8260	ND	ND	ND	ND	ND	ND	ND	ND	ND	ND	ND	ND
07/22/2008	5422162	8260	ND	ND	ND	ND	ND	ND	ND	ND	ND	ND	ND	ND
07/09/2009	5720689	8260	ND	ND	ND	ND	ND	ND	ND	ND	ND	ND	ND	ND
07/22/2010	6040538	8260	ND	ND	ND	ND	ND	ND	ND	ND	ND	ND	ND	ND
07/21/2011	6353669	8260	ND	ND	ND	ND	ND	ND	ND	ND	ND	ND	ND	ND

ND - Not detected, indicates parameter was analyzed for, but not detected at or above the reporting limit.

To address the NYSDEC concerns regarding the presentation and plotting of nondetected values, the data for 2001 to 2004 has been reevaluated and interpreted as follows:

- 1) Nondetected concentrations have been represented as ND for reporting purposes.
- 2) Total VOCs have been recalculated and represented as the sum of the detected parameters shown on this table.
- 3) The method change to 8260 was approved by the NYSDEC and changed in January 2005.

FORMER CARBORUNDUM FACILITY

WHEATFIELD, NEW YORK

Well Id: B-55M

Date	Lab Sample Id	Method	Carbon tetrachloride (ug/L)	Chloroform (ug/L)	1,1-Dichloroethane (ug/L)	1,1-Dichloroethene (ug/L)	Methylene chloride (ug/L)	Trans-1,2-dichloroethene (ug/L)	Cis-1,2-dichloroethene (ug/L)	1,1,1-Trichloroethane (ug/L)	Trichloroethylene (TCE) (ug/L)	Tetrachloroethylene (PCE) (ug/L)	Vinyl chloride (ug/L)	Total (ug/L)
01/22/2001	A1063402	8021	ND	ND	ND	ND	ND	ND	ND	ND	ND	ND	ND	ND
04/18/2001	A1361302	624	ND	ND	ND	ND	ND	ND	ND	ND	ND	ND	ND	ND
07/16/2001	A1674103	8021	ND	ND	ND	ND	ND	ND	ND	ND	ND	ND	ND	ND
10/11/2001	A1994707	8021	ND	ND	ND	ND	ND	ND	ND	ND	ND	ND	ND	ND
01/15/2002	A2039407	8021	ND	ND	ND	ND	ND	ND	ND	ND	ND	ND	ND	ND
04/09/2002	A2332607	8260	ND	ND	ND	ND	ND	ND	ND	ND	ND	ND	ND	ND
07/09/2002	A2695512	8021	ND	ND	ND	ND	ND	ND	ND	ND	ND	ND	ND	ND
10/03/2002	A2980605	8021	ND	ND	ND	ND	ND	ND	ND	ND	ND	ND	ND	ND
01/14/2003	A3043002	8021	ND	ND	ND	ND	ND	ND	ND	ND	ND	ND	ND	ND
04/08/2003	A3320706	8021	ND	ND	ND	ND	ND	ND	ND	ND	ND	ND	ND	ND
07/08/2003	A3649206	8021	ND	ND	ND	ND	ND	ND	ND	ND	ND	ND	ND	ND
10/10/2003	A3983804	8021	ND	ND	ND	ND	ND	ND	ND	ND	ND	ND	ND	ND
04/13/2004	A4331510	8021	ND	ND	ND	ND	ND	ND	ND	ND	ND	ND	ND	ND
06/30/2004	A4619403	8021	ND	ND	ND	ND	ND	ND	ND	ND	ND	ND	ND	ND
10/22/2004	A4A47801	8021	ND	ND	ND	ND	ND	ND	ND	ND	ND	ND	ND	ND
01/17/2005	A5043902	8260	ND	ND	ND	ND	ND	ND	ND	ND	ND	ND	ND	ND
04/06/2005	A5317603	8260	ND	ND	ND	ND	ND	ND	ND	ND	ND	ND	ND	ND
07/07/2005	A5706802	8260	ND	ND	ND	ND	ND	ND	ND	ND	ND	ND	ND	ND
07/19/2006	6G20004-09	8260	ND	ND	ND	ND	ND	ND	ND	ND	ND	ND	ND	ND
07/12/2007	7G13019-05	8260	ND	ND	ND	ND	ND	ND	ND	ND	ND	ND	ND	ND
07/22/2008	5422163	8260	ND	ND	ND	ND	ND	ND	ND	ND	ND	ND	ND	ND
07/09/2009	5720690	8260	ND	ND	ND	ND	ND	ND	ND	ND	ND	ND	ND	ND
07/22/2010	6040537	8260	ND	ND	ND	ND	ND	ND	ND	ND	ND	ND	ND	ND
07/21/2011	6353668	8260	ND	ND	ND	ND	ND	ND	ND	ND	ND	ND	ND	ND

ND - Not detected, indicates parameter was analyzed for, but not detected at or above the reporting limit.

To address the NYSDEC concerns regarding the presentation and plotting of nondetected values, the data for 2001 to 2004 has been reevaluated and interpreted as follows:

- 1) Nondetected concentrations have been represented as ND for reporting purposes.
- 2) Total VOCs have been recalculated and represented as the sum of the detected parameters shown on this table.
- 3) The method change to 8260 was approved by the NYSDEC and changed in January 2005.

FORMER CARBORUNDUM FACILITY

WHEATFIELD, NEW YORK

Well Id: B-56M

Date	Lab Sample Id	Method	Carbon tetrachloride (ug/L)	Chloroform (ug/L)	1,1-Dichloroethane (ug/L)	1,1-Dichloroethene (ug/L)	Methylene chloride (ug/L)	Trans-1,2-dichloroethene (ug/L)	Cis-1,2-dichloroethene (ug/L)	1,1,1-Trichloroethane (ug/L)	Trichloroethylene (TCE) (ug/L)	Tetrachloroethylene (PCE) (ug/L)	Vinyl chloride (ug/L)	Total (ug/L)
01/17/2001	A1052409	8021	ND	1	0.48 J	ND	0.56 J	2.7	71	ND	28	ND	2.4	106.14
04/16/2001	A1345803	624	ND	ND	ND	ND	ND	ND	18	ND	27	ND	ND	45
07/16/2001	A1674111	8021	ND	2.1	0.51 J	ND	1 J	2	95	ND	46	ND	ND	146.61
10/11/2001	A1994710	8021	ND	ND	ND	ND	ND	0.74 J	43	ND	31 D	ND	ND	74.74
01/24/2002	A2076708	8021	ND	2.3	ND	ND	2.5	ND	63	ND	280	ND	ND	347.8
04/15/2002	A2370203	8021	ND	ND	ND	ND	ND	ND	9.8	ND	44	ND	ND	53.8
07/16/2002	A2722905	8021	ND	ND	ND	ND	3	ND	16	ND	74	ND	ND	93
10/09/2002	A2A07502	8021	ND	ND	ND	ND	ND	ND	9.5	ND	39	ND	ND	48.5
01/23/2003	A3075202	8021	ND	ND	ND	ND	ND	ND	86	6.6	150	ND	ND	242.6
04/15/2003	A3356603	8021	ND	ND	ND	ND	86	1.4	29	1	80	ND	ND	197.4
07/21/2003	A3699403	8021	ND	ND	ND	ND	ND	ND	29	ND	71	ND	ND	100
10/21/2003	A3A21901	8021	ND	ND	ND	ND	2.3 J	ND	48	ND	110	ND	ND	160.3
01/28/2004	A4077601	8021	ND	ND	ND	ND	ND	1.7	52	ND	200	ND	ND	253.7
04/21/2004	A4356601	8021	ND	ND	ND	ND	1.8 J	ND	16	ND	68	ND	ND	85.8
07/21/2004	A4687102	8260	ND	ND	ND	ND	5.1	ND	19	ND	110	ND	ND	134.1
10/20/2004	A4A32302	8021	ND	ND	ND	ND	ND	ND	16	ND	84	ND	ND	100
01/13/2005	A5036107	8260	ND	ND	ND	ND	ND	1.1	22	0.64 J	160 E	ND	ND	183.74
01/13/2005	A5036107DL	8260							17 D		110 D			127
04/22/2005	A5402001	8260	ND	ND	ND	ND	ND	0.7 J	9.9	ND	63	ND	ND	73.6
07/19/2005	A5762301	8260/5ML	ND	ND	ND	ND	ND	0.95 J	14	ND	78	ND	ND	92.95
10/20/2005	A5B91901	8260	ND	ND	ND	ND	ND	1.5	20	0.56 J	100 E	ND	0.63 J	122.69
10/20/2005	A5B91901DL	8260	ND	ND	ND	ND	3 BD	ND	19 D	ND	82 D	ND	ND	104
01/23/2006	A6084703	8260	ND	ND	ND	ND	ND	1	17	ND	100 E	ND	ND	118
01/23/2006	A6084703DL	8260	ND	3.4 D	ND	ND	1.2 DJ	0.97 DJ	16 D	ND	94 D	ND	ND	115.57
04/12/2006	6D13005-07	8260	ND	ND	ND	ND	ND	ND	7	ND	40	ND	ND	47
07/19/2006	6G20004-05	8260	ND	ND	ND	ND	ND	ND	13	ND	74	ND	ND	87
10/10/2006	6J11002-04	8260	ND	ND	ND	ND	ND	ND	9	ND	35	ND	ND	44
01/08/2007	7A09003-03	8260	ND	ND	ND	ND	ND	ND	3	ND	13	ND	ND	16
04/04/2007	7D05011-03	8260	ND	ND	ND	ND	ND	ND	1	ND	8	ND	ND	9
07/11/2007	7G12003-04	8260	ND	ND	ND	ND	ND	ND	3	ND	16	ND	ND	19
10/10/2007	7J11002-06	8260	ND	ND	ND	ND	2 B	ND	6	ND	27	ND	ND	35
01/08/2008	8A09005-07	8260	ND	ND	1	ND	4	ND	23	2	60	ND	ND	90
04/07/2008	8D08002-04	8260	ND	ND	ND	ND	ND	ND	6	ND	20	ND	ND	26
07/28/2008	5426818	8260	ND	ND	ND	ND	ND	ND	6.9	ND	19	ND	ND	25.9
10/17/2008	5502675	8260	ND	ND	2 J	ND	ND	1.4 J	41	2 J	110	ND	1.2 J	157.6
01/13/2009	5576512	8260	ND	ND	1 J	ND	ND	ND	23	1.3 J	73	ND	ND	98.3
04/13/2009	5647712	8260	ND	ND	ND	ND	ND	ND	17	ND	64	ND	ND	81

ND - Not detected, indicates parameter was analyzed for, but not detected at or above the reporting limit.

To address the NYSDEC concerns regarding the presentation and plotting of nondetected values, the data for 2001 to 2004 has been reevaluated and interpreted as follows:

- 1) Nondetected concentrations have been represented as ND for reporting purposes.
- 2) Total VOCs have been recalculated and represented as the sum of the detected parameters shown on this table.
- 3) The method change to 8260 was approved by the NYSDEC and changed in January 2005.

FORMER CARBORUNDUM FACILITY

WHEATFIELD, NEW YORK

Well Id: B-56M

Date	Lab Sample Id	Method	Carbon tetrachloride (ug/L)	Chloroform (ug/L)	1,1-Dichloroethane (ug/L)	1,1-Dichloroethene (ug/L)	Methylene chloride (ug/L)	Trans-1,2-dichloroethene (ug/L)	Cis-1,2-dichloroethene (ug/L)	1,1,1-Trichloroethane (ug/L)	Trichloroethylene (TCE) (ug/L)	Tetrachloroethylene (PCE) (ug/L)	Vinyl chloride (ug/L)	Total (ug/L)
07/15/2009	5724675	8260	ND	ND	ND	ND	ND	0.87 J	21	ND	82	ND	ND	103.87
10/05/2009	5797969	8260	ND	ND	ND	ND	ND	ND	17	ND	72	ND	ND	89
01/21/2010	5889952	8260	ND	ND	ND	ND	ND	ND	5.3	ND	32	ND	ND	37.3
04/06/2010	5946902	8260	ND	ND	ND	ND	ND	ND	16	ND	97	ND	ND	113
07/20/2010	6038213	8260	ND	ND	ND	ND	ND	1.1 J	25	0.91 J	150	ND	ND	177.01
10/18/2010	6115540	8260	ND	ND	3.1 J	0.89 J	ND	2.4 J	62	2.5 J	290	ND	3.2 J	364.09
01/26/2011	6192952	8260	ND	ND	2.7 J	0.94 J	ND	2.7 J	77	3.1 J	300	ND	1.5 J	387.94
04/13/2011	6258128	8260	ND	ND	ND	ND	ND	1.3 J	34	1.1 J	180	ND	ND	216.4
07/19/2011	6350139	8260	ND	ND	ND	ND	ND	1.1 J	23	ND	140	ND	ND	164.1
10/13/2011	6437684	8260	ND	ND	2.8 J	ND	ND	2.6 J	69	2.0 J	240	ND	1.9 J	318.3
01/17/2012	6524416	8260	ND	ND	ND	ND	ND	0.83 J	21	ND	160	ND	ND	181.83
04/03/2012	6605298	8260	ND	ND	ND	ND	ND	ND	10	ND	64	ND	ND	74

ND - Not detected, indicates parameter was analyzed for, but not detected at or above the reporting limit.

To address the NYSDEC concerns regarding the presentation and plotting of nondetected values, the data for 2001 to 2004 has been reevaluated and interpreted as follows:

- 1) Nondetected concentrations have been represented as ND for reporting purposes.
- 2) Total VOCs have been recalculated and represented as the sum of the detected parameters shown on this table.
- 3) The method change to 8260 was approved by the NYSDEC and changed in January 2005.

FORMER CARBORUNDUM FACILITY

WHEATFIELD, NEW YORK

Well Id: B-57M

Date	Lab Sample Id	Method	Carbon tetrachloride (ug/L)	Chloroform (ug/L)	1,1-Dichloroethane (ug/L)	1,1-Dichloroethene (ug/L)	Methylene chloride (ug/L)	Trans-1,2-dichloroethene (ug/L)	Cis-1,2-dichloroethene (ug/L)	1,1,1-Trichloroethane (ug/L)	Trichloroethylene (TCE) (ug/L)	Tetrachloroethylene (PCE) (ug/L)	Vinyl chloride (ug/L)	Total (ug/L)
01/18/2001	A1052407	8021	ND	ND	ND	ND	ND	ND	3.2	ND	1.5	ND	ND	4.7
04/16/2001	A1345802	624	ND	ND	ND	ND	ND	ND	ND	ND	ND	ND	ND	ND
07/16/2001	A1674108	8021	ND	ND	ND	ND	ND	ND	ND	ND	ND	ND	ND	ND
10/11/2001	A1994709	8021	ND	ND	ND	ND	ND	ND	ND	ND	ND	ND	ND	ND
01/18/2002	A2058507	8021	ND	ND	ND	ND	ND	ND	ND	ND	ND	ND	ND	ND
04/10/2002	A2347903	8260	ND	ND	ND	ND	ND	ND	ND	ND	ND	ND	ND	ND
07/11/2002	A2708309	8021	ND	ND	ND	ND	ND	ND	ND	ND	ND	ND	ND	ND
10/04/2002	A2986404	8021	ND	ND	ND	ND	ND	ND	ND	ND	ND	ND	ND	ND
01/16/2003	A3056003	8021	ND	ND	ND	ND	ND	ND	ND	ND	ND	ND	ND	ND
04/07/2003	A3320703	8021	ND	ND	ND	ND	ND	ND	ND	ND	ND	ND	ND	ND
07/08/2003	A3649203	8021	ND	ND	ND	ND	ND	ND	ND	ND	ND	ND	ND	ND
10/09/2003	A3978811	8021	ND	ND	ND	ND	ND	ND	ND	ND	ND	ND	ND	ND
04/20/2004	A4356901	8021	ND	ND	ND	ND	ND	ND	ND	ND	ND	ND	ND	ND
07/13/2004	A4664210	8021	ND	ND	ND	ND	ND	ND	ND	ND	ND	ND	ND	ND
10/25/2004	A4A54102	8021	ND	ND	ND	ND	ND	ND	ND	ND	ND	ND	ND	ND
01/13/2005	A5036403	8260	ND	ND	ND	ND	ND	ND	ND	ND	ND	ND	ND	ND
04/06/2005	A5317604	8260	ND	ND	ND	ND	ND	ND	ND	ND	ND	ND	ND	ND
07/12/2005	A5733101	8260/5ML	ND	ND	ND	ND	ND	ND	ND	ND	ND	ND	ND	ND
10/05/2005	A5B10501	8260	ND	ND	ND	ND	ND	ND	ND	ND	ND	ND	ND	ND
01/23/2006	A6084704	8260	ND	ND	ND	ND	ND	ND	ND	ND	ND	ND	ND	ND
04/12/2006	6D13005-08	8260	ND	ND	ND	ND	ND	ND	ND	ND	ND	ND	ND	ND
07/19/2006	6G20004-01	8260	ND	ND	ND	ND	ND	ND	ND	ND	ND	ND	ND	ND
10/10/2006	6J11002-05	8260	ND	ND	ND	ND	ND	ND	ND	ND	ND	ND	ND	ND
01/08/2007	7A09003-04	8260	ND	ND	ND	ND	ND	ND	ND	ND	ND	ND	ND	ND
04/04/2007	7D05011-04	8260	ND	ND	ND	ND	ND	ND	ND	ND	ND	ND	ND	ND
07/11/2007	7G12003-05	8260	ND	ND	ND	ND	ND	ND	ND	ND	ND	ND	ND	ND
10/10/2007	7J11002-04	8260	ND	ND	ND	ND	ND	ND	ND	ND	ND	ND	ND	ND
01/08/2008	8A09005-08	8260	ND	ND	ND	ND	ND	ND	ND	ND	ND	ND	ND	ND
04/07/2008	8D08002-03	8260	ND	ND	ND	ND	3 B	ND	ND	ND	ND	ND	ND	3
07/28/2008	5426820	8260	ND	ND	ND	ND	ND	ND	ND	ND	ND	ND	ND	ND
10/17/2008	5502678	8260	ND	ND	ND	ND	ND	ND	ND	ND	ND	ND	ND	ND
01/13/2009	5576515	8260	ND	ND	ND	ND	ND	ND	ND	ND	1.6 J	ND	ND	1.6
04/13/2009	5647716	8260	ND	ND	ND	ND	ND	ND	ND	ND	ND	ND	ND	ND
07/15/2009	5724674	8260	ND	ND	ND	ND	ND	ND	ND	ND	ND	ND	ND	ND
10/05/2009	5797968	8260	ND	ND	ND	ND	ND	ND	ND	ND	ND	ND	ND	ND
01/21/2010	5889951	8260	ND	ND	ND	ND	ND	ND	ND	ND	ND	ND	ND	ND
04/06/2010	5946908	8260	ND	ND	ND	ND	ND	ND	ND	ND	ND	ND	ND	ND

ND - Not detected, indicates parameter was analyzed for, but not detected at or above the reporting limit.

To address the NYSDEC concerns regarding the presentation and plotting of nondetected values, the data for 2001 to 2004 has been reevaluated and interpreted as follows:

- 1) Nondetected concentrations have been represented as ND for reporting purposes.
- 2) Total VOCs have been recalculated and represented as the sum of the detected parameters shown on this table.
- 3) The method change to 8260 was approved by the NYSDEC and changed in January 2005.

FORMER CARBORUNDUM FACILITY

WHEATFIELD, NEW YORK

Well Id: B-57M

Date	Lab Sample Id	Method	Carbon tetrachloride (ug/L)	Chloroform (ug/L)	1,1-Dichloroethane (ug/L)	1,1-Dichloroethene (ug/L)	Methylene chloride (ug/L)	Trans-1,2-dichloroethene (ug/L)	Cis-1,2-dichloroethene (ug/L)	1,1,1-Trichloroethane (ug/L)	Trichloroethylene (TCE) (ug/L)	Tetrachloroethylene (PCE) (ug/L)	Vinyl chloride (ug/L)	Total (ug/L)
07/20/2010	6038208	8260	ND	ND	ND	ND	ND	ND	ND	ND	ND	ND	ND	ND
10/18/2010	6115539	8260	ND	ND	ND	ND	ND	ND	ND	ND	ND	ND	ND	ND
01/26/2011	6192953	8260	ND	ND	ND	ND	ND	ND	ND	ND	ND	ND	ND	ND
04/13/2011	6258125	8260	ND	ND	ND	ND	ND	ND	ND	ND	ND	ND	ND	ND
07/19/2011	6350145	8260	ND	ND	ND	ND	ND	ND	ND	ND	ND	ND	ND	ND
10/13/2011	6437687	8260	ND	ND	ND	ND	ND	ND	ND	ND	ND	ND	ND	ND
01/17/2012	6524415	8260	ND	ND	ND	ND	ND	ND	ND	ND	ND	ND	ND	ND
04/03/2012	6605299	8260	ND	ND	ND	ND	ND	ND	ND	ND	ND	ND	ND	ND

ND - Not detected, indicates parameter was analyzed for, but not detected at or above the reporting limit.

To address the NYSDEC concerns regarding the presentation and plotting of nondetected values, the data for 2001 to 2004 has been reevaluated and interpreted as follows:

- 1) Nondetected concentrations have been represented as ND for reporting purposes.
- 2) Total VOCs have been recalculated and represented as the sum of the detected parameters shown on this table.
- 3) The method change to 8260 was approved by the NYSDEC and changed in January 2005.

FORMER CARBORUNDUM FACILITY

WHEATFIELD, NEW YORK

Well Id: B-58M

Date	Lab Sample Id	Method	Carbon tetrachloride (ug/L)	Chloroform (ug/L)	1,1-Dichloroethane (ug/L)	1,1-Dichloroethene (ug/L)	Methylene chloride (ug/L)	Trans-1,2-dichloroethene (ug/L)	Cis-1,2-dichloroethene (ug/L)	1,1,1-Trichloroethane (ug/L)	Trichloroethylene (TCE) (ug/L)	Tetrachloroethylene (PCE) (ug/L)	Vinyl chloride (ug/L)	Total (ug/L)
01/17/2001	A1052408	8021	ND	ND	ND	ND	ND	ND	ND	ND	ND	ND	ND	ND
04/16/2001	A1345801	624	ND	ND	ND	ND	ND	ND	ND	ND	ND	ND	ND	ND
07/16/2001	A1674110	8021	ND	ND	ND	ND	ND	ND	ND	ND	ND	ND	ND	ND
10/12/2001	A1A01002	8021	ND	ND	ND	ND	ND	ND	ND	ND	ND	ND	ND	ND
01/18/2002	A2058508	8021	ND	ND	ND	ND	ND	ND	ND	ND	ND	ND	ND	ND
04/10/2002	A2347904	8260	ND	ND	ND	ND	ND	ND	ND	ND	ND	ND	ND	ND
07/11/2002	A2708310	8021	ND	ND	ND	ND	ND	ND	ND	ND	ND	ND	ND	ND
10/04/2002	A2986405	8021	ND	ND	ND	ND	ND	ND	ND	ND	ND	ND	ND	ND
01/16/2003	A3056004	8021	ND	ND	ND	ND	ND	ND	ND	ND	ND	ND	ND	ND
04/07/2003	A3320704	8021	ND	ND	ND	ND	ND	ND	ND	ND	ND	ND	ND	ND
07/08/2003	A3649204	8021	ND	ND	ND	ND	ND	ND	ND	ND	ND	ND	ND	ND
10/09/2003	A3978813	8021	ND	ND	ND	ND	ND	ND	ND	ND	ND	ND	ND	ND
04/20/2004	A4356902	8021	ND	ND	ND	ND	ND	ND	ND	ND	ND	ND	ND	ND
07/13/2004	A4664211	8021	ND	ND	ND	ND	ND	ND	ND	ND	ND	ND	ND	ND
10/25/2004	A4A54103	8021	ND	ND	ND	ND	ND	ND	ND	ND	ND	ND	ND	ND
01/13/2005	A5036404	8260	ND	ND	ND	ND	ND	ND	ND	ND	1.5	ND	ND	1.5
04/06/2005	A5317605	8260	ND	ND	ND	ND	ND	ND	ND	ND	0.69 J	ND	ND	0.69
07/12/2005	A5733102	8260/5ML	ND	ND	ND	ND	ND	ND	ND	ND	ND	ND	ND	ND
07/19/2006	6G20004-02	8260	ND	ND	ND	ND	ND	ND	ND	ND	ND	ND	ND	ND
07/11/2007	7G12003-06	8260	ND	ND	ND	ND	ND	ND	ND	ND	ND	ND	ND	ND
07/28/2008	5426822	8260	ND	ND	ND	ND	ND	ND	ND	ND	ND	ND	ND	ND
07/15/2009	5724673	8260	ND	ND	ND	ND	ND	ND	ND	ND	ND	ND	ND	ND
07/20/2010	6038214	8260	ND	ND	ND	ND	ND	ND	ND	ND	ND	ND	ND	ND
07/19/2011	6350142	8260	ND	ND	ND	ND	ND	ND	ND	ND	ND	ND	ND	ND

ND - Not detected, indicates parameter was analyzed for, but not detected at or above the reporting limit.

To address the NYSDEC concerns regarding the presentation and plotting of nondetected values, the data for 2001 to 2004 has been reevaluated and interpreted as follows:

- 1) Nondetected concentrations have been represented as ND for reporting purposes.
- 2) Total VOCs have been recalculated and represented as the sum of the detected parameters shown on this table.
- 3) The method change to 8260 was approved by the NYSDEC and changed in January 2005.

FORMER CARBORUNDUM FACILITY

WHEATFIELD, NEW YORK

Well Id: B-59M

Date	Lab Sample Id	Method	Carbon tetrachloride (ug/L)	Chloroform (ug/L)	1,1-Dichloro-ethane (ug/L)	1,1-Dichloro-ethene (ug/L)	Methylene chloride (ug/L)	Trans-1,2-dichloro-ethene (ug/L)	Cis-1,2-dichloro-ethene (ug/L)	1,1,1-Trichloro-ethane (ug/L)	Trichloro-ethylene (TCE) (ug/L)	Tetrachloro-ethylene (PCE) (ug/L)	Vinyl chloride (ug/L)	Total (ug/L)
07/17/2002	A2732710	8021	ND	ND	ND	ND	ND	ND	ND	ND	2.5	ND	ND	2.5
08/05/2002	A2793604	8021	ND	ND	ND	ND	ND	ND	ND	ND	ND	ND	ND	ND
10/07/2002	A2999201	8021	ND	ND	ND	ND	ND	ND	ND	ND	ND	ND	ND	ND
01/16/2003	A3056008	8021	ND	ND	ND	ND	ND	ND	ND	ND	ND	ND	ND	ND
04/17/2003	A3361701	8021	ND	ND	ND	ND	ND	ND	ND	ND	ND	ND	ND	ND
07/14/2003	A3670605	8021	ND	ND	ND	ND	ND	ND	ND	ND	ND	ND	ND	ND
10/14/2003	A3998703	8021	ND	ND	ND	ND	ND	ND	ND	ND	ND	ND	ND	ND
01/07/2004	A4012312	8021	ND	ND	ND	ND	ND	ND	ND	ND	ND	ND	ND	ND
04/22/2004	A4372901	8021	ND	ND	ND	ND	ND	ND	ND	ND	ND	ND	ND	ND
07/14/2004	A4664202	8021	ND	ND	ND	ND	ND	ND	ND	ND	ND	ND	ND	ND
10/15/2004	A4A20702	8021	ND	ND	ND	ND	ND	ND	ND	ND	0.79 J	ND	ND	0.79
01/19/2005	A5050901	8260	ND	ND	ND	ND	ND	ND	ND	ND	ND	ND	ND	ND
04/25/2005	A5408101	8260	ND	ND	ND	ND	ND	ND	ND	ND	ND	ND	ND	ND
07/20/2005	A5762204	8260/5ML	ND	ND	ND	ND	ND	ND	ND	ND	ND	ND	ND	ND
07/19/2006	6G20004-14RE1	8260	ND	ND	ND	ND	4	ND	3	ND	3	ND	ND	10
07/17/2007	7G18027-09	8260	ND	ND	ND	ND	ND	1	4	ND	3	ND	ND	8
07/21/2008	5420892	8260	ND	ND	ND	ND	ND	0.8 J	1.1 J	ND	ND	ND	ND	1.9
07/08/2009	5719627	8260	ND	ND	ND	ND	ND	ND	ND	ND	ND	ND	ND	ND
07/19/2010	6036152	8260	ND	ND	ND	ND	ND	2.2 J	6.9	ND	ND	ND	3 J	12.1
04/13/2011	6258124	8260	ND	ND	ND	ND	ND	ND	1.2 J	ND	ND	ND	ND	1.2
07/12/2011	6342643	8260	ND	ND	ND	ND	ND	ND	ND	ND	ND	ND	ND	ND

ND - Not detected, indicates parameter was analyzed for, but not detected at or above the reporting limit.

To address the NYSDEC concerns regarding the presentation and plotting of nondetected values, the data for 2001 to 2004 has been reevaluated and interpreted as follows:

- 1) Nondetected concentrations have been represented as ND for reporting purposes.
- 2) Total VOCs have been recalculated and represented as the sum of the detected parameters shown on this table.
- 3) The method change to 8260 was approved by the NYSDEC and changed in January 2005.

FORMER CARBORUNDUM FACILITY

WHEATFIELD, NEW YORK

Well Id: B-60M

Date	Lab Sample Id	Method	Carbon tetrachloride (ug/L)	Chloroform (ug/L)	1,1-Dichloroethane (ug/L)	1,1-Dichloroethene (ug/L)	Methylene chloride (ug/L)	Trans-1,2-dichloroethene (ug/L)	Cis-1,2-dichloroethene (ug/L)	1,1,1-Trichloroethane (ug/L)	Trichloroethylene (TCE) (ug/L)	Tetrachloroethylene (PCE) (ug/L)	Vinyl chloride (ug/L)	Total (ug/L)
07/17/2002	A2732708	8021	ND	ND	ND	ND	ND	ND	ND	ND	3.8	ND	ND	3.8
08/05/2002	A2793610	8021	ND	ND	ND	ND	ND	ND	ND	ND	ND	ND	ND	ND
10/04/2002	A2986402	8021	ND	ND	ND	ND	ND	ND	ND	ND	ND	ND	ND	ND
01/16/2003	A3056006	8021	ND	ND	ND	ND	ND	ND	ND	ND	ND	ND	ND	ND
04/17/2003	A3361702	8021	ND	ND	ND	ND	ND	ND	ND	ND	ND	ND	ND	ND
07/14/2003	A3670604	8021	ND	ND	ND	ND	ND	ND	ND	ND	ND	ND	ND	ND
10/14/2003	A3998702	8021	ND	ND	ND	ND	ND	ND	ND	ND	ND	ND	ND	ND
01/08/2004	A4026302	8021	ND	ND	ND	ND	ND	ND	ND	ND	ND	ND	ND	ND
04/22/2004	A4372903	8021	ND	ND	ND	ND	ND	ND	ND	ND	ND	ND	ND	ND
07/14/2004	A4664205	8021	ND	ND	ND	ND	ND	ND	ND	ND	ND	ND	ND	ND
10/20/2004	A4A32103	8021	ND	ND	ND	ND	ND	ND	ND	ND	ND	ND	ND	ND
01/19/2005	A5050902	8260	ND	ND	ND	ND	ND	ND	ND	ND	ND	ND	ND	ND
04/22/2005	A5402103	8260	ND	ND	ND	ND	ND	ND	ND	ND	ND	ND	ND	ND
07/20/2005	A5762205	8260/5ML	ND	ND	ND	ND	ND	ND	ND	ND	ND	ND	ND	ND
07/19/2006	6G20004-10	8260	ND	ND	ND	ND	ND	ND	ND	ND	ND	ND	ND	ND
07/17/2007	7G18027-06	8260	ND	ND	ND	ND	ND	ND	ND	ND	ND	ND	ND	ND
07/21/2008	5420895	8260	ND	ND	ND	ND	ND	ND	ND	ND	ND	ND	ND	ND
07/08/2009	5719625	8260	ND	ND	ND	ND	ND	ND	ND	ND	ND	ND	ND	ND
07/19/2010	6036153	8260	ND	ND	ND	ND	ND	ND	ND	ND	ND	ND	ND	ND
07/12/2011	6342644	8260	ND	ND	ND	ND	ND	ND	ND	ND	ND	ND	ND	ND

ND - Not detected, indicates parameter was analyzed for, but not detected at or above the reporting limit.

To address the NYSDEC concerns regarding the presentation and plotting of nondetected values, the data for 2001 to 2004 has been reevaluated and interpreted as follows:

- 1) Nondetected concentrations have been represented as ND for reporting purposes.
- 2) Total VOCs have been recalculated and represented as the sum of the detected parameters shown on this table.
- 3) The method change to 8260 was approved by the NYSDEC and changed in January 2005.

FORMER CARBORUNDUM FACILITY

WHEATFIELD, NEW YORK

Well Id: B-61M

Date	Lab Sample Id	Method	Carbon tetrachloride (ug/L)	Chloroform (ug/L)	1,1-Dichloroethane (ug/L)	1,1-Dichloroethene (ug/L)	Methylene chloride (ug/L)	Trans-1,2-dichloroethene (ug/L)	Cis-1,2-dichloroethene (ug/L)	1,1,1-Trichloroethane (ug/L)	Trichloroethylene (TCE) (ug/L)	Tetrachloroethylene (PCE) (ug/L)	Vinyl chloride (ug/L)	Total (ug/L)
07/18/2002	A2732705	8021	ND	5	ND	ND	ND	ND	4.8	ND	26	ND	ND	35.8
08/05/2002	A2793611	8021	ND	ND	ND	ND	ND	ND	ND	ND	ND	ND	ND	ND
10/03/2002	A2980612	8021	ND	ND	ND	ND	ND	ND	ND	ND	ND	ND	ND	ND
01/16/2003	A3056007	8021	ND	ND	ND	ND	ND	ND	ND	ND	ND	ND	ND	ND
04/14/2003	A3347501	8021	ND	ND	ND	ND	ND	ND	ND	ND	ND	ND	ND	ND
07/14/2003	A3670603	8021	ND	ND	ND	ND	ND	ND	ND	ND	ND	ND	ND	ND
10/14/2003	A3998701	8021	ND	ND	ND	ND	ND	ND	ND	ND	ND	ND	ND	ND
01/08/2004	A4026301	8021	ND	ND	ND	ND	ND	ND	ND	ND	ND	ND	ND	ND
04/22/2004	A4372902	8021	ND	ND	ND	ND	ND	ND	ND	ND	ND	ND	ND	ND
07/14/2004	A4664206	8021	ND	ND	ND	ND	ND	ND	ND	ND	ND	ND	ND	ND
10/20/2004	A4A32104	8021	ND	ND	ND	ND	ND	ND	ND	ND	ND	ND	ND	ND
01/19/2005	A5050903	8260	ND	ND	ND	ND	ND	ND	ND	ND	0.3 J	ND	ND	0.3
04/25/2005	A5408102	8260	ND	ND	ND	ND	ND	ND	ND	ND	ND	ND	ND	ND
07/20/2005	A5762206	8260/5ML	ND	ND	ND	ND	ND	ND	ND	ND	ND	ND	ND	ND
07/19/2006	6G20004-11	8260	ND	ND	ND	ND	ND	ND	ND	ND	ND	ND	ND	ND
07/17/2007	7G18027-07	8260	ND	ND	ND	ND	ND	ND	ND	ND	ND	ND	ND	ND
07/21/2008	5420896	8260	ND	ND	ND	ND	ND	ND	ND	ND	ND	ND	ND	ND
07/08/2009	5719626	8260	ND	ND	ND	ND	ND	ND	ND	ND	ND	ND	ND	ND
07/19/2010	6036154	8260	ND	ND	ND	ND	ND	ND	ND	ND	ND	ND	ND	ND
07/12/2011	6342645	8260	ND	ND	ND	ND	ND	ND	ND	ND	ND	ND	ND	ND

ND - Not detected, indicates parameter was analyzed for, but not detected at or above the reporting limit.

To address the NYSDEC concerns regarding the presentation and plotting of nondetected values, the data for 2001 to 2004 has been reevaluated and interpreted as follows:

- 1) Nondetected concentrations have been represented as ND for reporting purposes.
- 2) Total VOCs have been recalculated and represented as the sum of the detected parameters shown on this table.
- 3) The method change to 8260 was approved by the NYSDEC and changed in January 2005.

FORMER CARBORUNDUM FACILITY

WHEATFIELD, NEW YORK

Well Id: B-62M

Date	Lab Sample Id	Method	Carbon tetrachloride (ug/L)	Chloroform (ug/L)	1,1-Dichloroethane (ug/L)	1,1-Dichloroethene (ug/L)	Methylene chloride (ug/L)	Trans-1,2-dichloroethene (ug/L)	Cis-1,2-dichloroethene (ug/L)	1,1,1-Trichloroethane (ug/L)	Trichloroethylene (TCE) (ug/L)	Tetrachloroethylene (PCE) (ug/L)	Vinyl chloride (ug/L)	Total (ug/L)
07/17/2002	A2732712	8021	ND	ND	ND	ND	ND	ND	2.2	ND	7.4	ND	ND	9.6
08/05/2002	A2793609	8021	ND	ND	ND	ND	ND	ND	0.86 J	ND	3.1	ND	ND	3.96
10/04/2002	A2986403	8021	ND	ND	ND	ND	ND	ND	ND	ND	1.2	ND	ND	1.2
01/17/2003	A3056009	8021	ND	ND	ND	ND	ND	ND	ND	ND	ND	ND	ND	ND
04/03/2003	A3315007	8021	ND	ND	ND	ND	ND	ND	ND	ND	ND	ND	ND	ND
07/08/2003	A3649202	8021	ND	ND	ND	ND	ND	ND	ND	ND	ND	ND	ND	ND
10/08/2003	A3978808	8021	ND	ND	ND	ND	ND	ND	ND	ND	ND	ND	ND	ND
01/07/2004	A4012309	8021	ND	ND	ND	ND	ND	ND	ND	ND	ND	ND	ND	ND
04/15/2004	A4337501	8021	ND	ND	ND	ND	ND	ND	ND	ND	ND	ND	ND	ND
06/29/2004	A4614509	8021	ND	ND	ND	ND	ND	ND	ND	ND	ND	ND	ND	ND
10/27/2004	A4A60303	8021	ND	ND	ND	ND	ND	ND	ND	ND	ND	ND	ND	ND
04/04/2005	A5307806	8260	ND	ND	ND	ND	ND	ND	ND	ND	ND	ND	ND	ND
07/12/2005	A5725406	8260/5ML	ND	ND	ND	ND	ND	ND	ND	ND	ND	ND	ND	ND
07/21/2006	6G21018-03	8260	ND	ND	ND	ND	4	ND	ND	ND	ND	ND	ND	4
07/17/2007	7G18027-03	8260	ND	ND	ND	ND	ND	ND	ND	ND	ND	ND	ND	ND
07/17/2008	5418423	8260	ND	ND	ND	ND	ND	ND	ND	ND	ND	ND	ND	ND
07/08/2009	5719616	8260	ND	ND	ND	ND	ND	ND	ND	ND	ND	ND	ND	ND
07/22/2010	6040536	8260	ND	ND	ND	ND	ND	ND	ND	ND	ND	ND	ND	ND
07/26/2011	6357495	8260	ND	ND	ND	ND	ND	ND	ND	ND	ND	ND	ND	ND

ND - Not detected, indicates parameter was analyzed for, but not detected at or above the reporting limit.

To address the NYSDEC concerns regarding the presentation and plotting of nondetected values, the data for 2001 to 2004 has been reevaluated and interpreted as follows:

- 1) Nondetected concentrations have been represented as ND for reporting purposes.
- 2) Total VOCs have been recalculated and represented as the sum of the detected parameters shown on this table.
- 3) The method change to 8260 was approved by the NYSDEC and changed in January 2005.

FORMER CARBORUNDUM FACILITY

WHEATFIELD, NEW YORK

Well Id: B-63M

Date	Lab Sample Id	Method	Carbon tetrachloride (ug/L)	Chloroform (ug/L)	1,1-Dichloroethane (ug/L)	1,1-Dichloroethene (ug/L)	Methylene chloride (ug/L)	Trans-1,2-dichloroethene (ug/L)	Cis-1,2-dichloroethene (ug/L)	1,1,1-Trichloroethane (ug/L)	Trichloroethylene (TCE) (ug/L)	Tetrachloroethylene (PCE) (ug/L)	Vinyl chloride (ug/L)	Total (ug/L)
07/17/2002	A2732709	8021	ND	ND	ND	ND	ND	ND	ND	ND	ND	ND	ND	ND
08/05/2002	A2793605	8021	ND	ND	ND	ND	ND	ND	ND	ND	ND	ND	ND	ND
01/13/2003	A3038006	8021	ND	ND	ND	ND	ND	ND	ND	ND	ND	ND	ND	ND
04/03/2003	A3315004	8021	ND	ND	ND	ND	ND	ND	ND	ND	ND	ND	ND	ND
07/08/2003	A3649201	8021	ND	ND	ND	ND	ND	ND	ND	ND	ND	ND	ND	ND
10/08/2003	A3978807	8021	ND	ND	ND	ND	ND	ND	ND	ND	ND	ND	ND	ND
01/07/2004	A4012305	8021	ND	ND	ND	ND	ND	ND	ND	ND	ND	ND	ND	ND
04/15/2004	A4337502	8021	ND	ND	ND	ND	ND	ND	ND	ND	ND	ND	ND	ND
06/28/2004	A4614504	8021	ND	ND	ND	ND	ND	ND	ND	ND	ND	ND	ND	ND
10/20/2004	A4A32106	8021	ND	ND	ND	ND	ND	ND	ND	ND	ND	ND	ND	ND
01/19/2005	A5050904	8260	ND	ND	ND	ND	ND	ND	ND	ND	ND	ND	ND	ND
04/04/2005	A5307805	8260	ND	ND	ND	ND	ND	ND	ND	ND	ND	ND	ND	ND
07/12/2005	A5725405	8260/5ML	ND	ND	ND	ND	ND	ND	ND	ND	ND	ND	ND	ND
07/19/2006	6G20004-13	8260	ND	ND	ND	ND	ND	ND	ND	ND	ND	ND	ND	ND
07/18/2007	7G19011-08	8260	ND	ND	ND	ND	ND	ND	ND	ND	ND	ND	ND	ND
07/17/2008	5418424	8260	ND	ND	ND	ND	ND	ND	ND	ND	ND	ND	ND	ND
07/08/2009	5719620	8260	ND	ND	ND	ND	ND	ND	ND	ND	ND	ND	ND	ND
07/22/2010	6040535	8260	ND	ND	ND	ND	ND	ND	ND	ND	ND	ND	ND	ND
07/26/2011	6357496	8260	ND	ND	ND	ND	ND	ND	ND	ND	ND	ND	ND	ND

ND - Not detected, indicates parameter was analyzed for, but not detected at or above the reporting limit.

To address the NYSDEC concerns regarding the presentation and plotting of nondetected values, the data for 2001 to 2004 has been reevaluated and interpreted as follows:

- 1) Nondetected concentrations have been represented as ND for reporting purposes.
- 2) Total VOCs have been recalculated and represented as the sum of the detected parameters shown on this table.
- 3) The method change to 8260 was approved by the NYSDEC and changed in January 2005.

FORMER CARBORUNDUM FACILITY

WHEATFIELD, NEW YORK

Well Id: B-64M

Date	Lab Sample Id	Method	Carbon tetrachloride (ug/L)	Chloroform (ug/L)	1,1-Dichloroethane (ug/L)	1,1-Dichloroethene (ug/L)	Methylene chloride (ug/L)	Trans-1,2-dichloroethene (ug/L)	Cis-1,2-dichloroethene (ug/L)	1,1,1-Trichloroethane (ug/L)	Trichloroethylene (TCE) (ug/L)	Tetrachloroethylene (PCE) (ug/L)	Vinyl chloride (ug/L)	Total (ug/L)
07/17/2002	A2732711	8021	ND	17	ND	ND	ND	ND	ND	ND	8.7	ND	ND	25.7
08/05/2002	A2793606	8021	ND	9.4	ND	ND	ND	ND	3.7	ND	6.8	ND	ND	19.9
10/07/2002	A2999204	8021	ND	0.9 J	ND	ND	ND	ND	0.3 J	ND	0.96 J	ND	ND	2.16
01/15/2003	A3043011	8021	ND	ND	ND	ND	ND	ND	ND	ND	ND	ND	ND	ND
04/03/2003	A3315005	8021	ND	ND	ND	ND	ND	ND	ND	ND	ND	ND	ND	ND
07/03/2003	A3639706	8021	ND	ND	ND	ND	ND	ND	ND	ND	ND	ND	ND	ND
10/08/2003	A3978805	8021	ND	ND	ND	ND	ND	ND	1.1	ND	ND	ND	ND	1.1
01/07/2004	A4012307	8021	ND	ND	ND	ND	ND	ND	ND	ND	ND	ND	ND	ND
04/15/2004	A4337503	8021	ND	ND	ND	ND	ND	ND	ND	ND	ND	ND	ND	ND
06/28/2004	A4614502	8021	ND	ND	ND	ND	ND	ND	ND	ND	ND	ND	ND	ND
10/20/2004	A4A32107	8021	ND	ND	ND	ND	ND	ND	ND	ND	ND	ND	ND	ND
01/19/2005	A5050905	8260	ND	ND	ND	ND	ND	ND	ND	ND	0.3 J	ND	ND	0.3
04/04/2005	A5307804	8260	ND	ND	ND	ND	ND	ND	ND	ND	ND	ND	ND	ND
07/12/2005	A5725404	8260/5ML	ND	ND	ND	ND	ND	ND	ND	ND	ND	ND	ND	ND
07/21/2006	6G21018-04	8260	ND	ND	ND	ND	5 B	ND	ND	ND	ND	ND	ND	5
07/17/2007	7G18027-01	8260	ND	ND	ND	ND	ND	ND	ND	ND	ND	ND	ND	ND
07/17/2008	5418425	8260	ND	ND	ND	ND	ND	ND	ND	ND	ND	ND	ND	ND
07/08/2009	5719619	8260	ND	ND	ND	ND	ND	ND	ND	ND	ND	ND	ND	ND
07/22/2010	6040531	8260	ND	ND	ND	ND	ND	ND	ND	ND	ND	ND	ND	ND
07/26/2011	6357497	8260	ND	ND	ND	ND	ND	ND	ND	ND	ND	ND	ND	ND

ND - Not detected, indicates parameter was analyzed for, but not detected at or above the reporting limit.

To address the NYSDEC concerns regarding the presentation and plotting of nondetected values, the data for 2001 to 2004 has been reevaluated and interpreted as follows:

- 1) Nondetected concentrations have been represented as ND for reporting purposes.
- 2) Total VOCs have been recalculated and represented as the sum of the detected parameters shown on this table.
- 3) The method change to 8260 was approved by the NYSDEC and changed in January 2005.

FORMER CARBORUNDUM FACILITY

WHEATFIELD, NEW YORK

Well Id: B-65M

Date	Lab Sample Id	Method	Carbon tetrachloride (ug/L)	Chloroform (ug/L)	1,1-Dichloroethane (ug/L)	1,1-Dichloroethene (ug/L)	Methylene chloride (ug/L)	Trans-1,2-dichloroethene (ug/L)	Cis-1,2-dichloroethene (ug/L)	1,1,1-Trichloroethane (ug/L)	Trichloroethylene (TCE) (ug/L)	Tetrachloroethylene (PCE) (ug/L)	Vinyl chloride (ug/L)	Total (ug/L)
07/17/2002	A2732713	8021	ND	ND	ND	ND	ND	ND	ND	ND	2.6	ND	ND	2.6
08/05/2002	A2793607	8021	ND	0.24 J	ND	ND	ND	ND	ND	ND	0.49 J	ND	ND	0.73
10/07/2002	A2999203	8021	ND	ND	ND	ND	ND	ND	ND	ND	ND	ND	ND	ND
01/15/2003	A3043010	8021	ND	ND	ND	ND	ND	ND	ND	ND	ND	ND	ND	ND
04/03/2003	A3315006	8021	ND	ND	ND	ND	ND	ND	ND	ND	ND	ND	ND	ND
07/03/2003	A3639707	8021	ND	ND	ND	ND	ND	ND	ND	ND	ND	ND	ND	ND
10/08/2003	A3978806	8021	ND	ND	ND	ND	ND	ND	ND	ND	ND	ND	ND	ND
01/07/2004	A4012308	8021	ND	ND	ND	ND	ND	ND	ND	ND	ND	ND	ND	ND
04/15/2004	A4337504	8021	ND	ND	ND	ND	ND	ND	ND	ND	ND	ND	ND	ND
06/29/2004	A4614508	8021	ND	ND	ND	ND	ND	ND	ND	ND	ND	ND	ND	ND
10/27/2004	A4A60304	8021	ND	ND	ND	ND	ND	ND	ND	ND	ND	ND	ND	ND
01/19/2005	A5050906	8260	ND	ND	ND	ND	ND	ND	ND	ND	0.53 J	ND	ND	0.53
04/04/2005	A5307803	8260	ND	ND	ND	ND	ND	ND	ND	ND	ND	ND	ND	ND
07/12/2005	A5725403	8260/5ML	ND	ND	ND	ND	ND	ND	ND	ND	ND	ND	ND	ND
07/21/2006	6G21018-05	8260	ND	ND	ND	ND	3 B	ND	ND	ND	ND	ND	ND	3
07/17/2007	7G18027-02	8260	ND	ND	ND	ND	ND	ND	ND	ND	ND	ND	ND	ND
07/17/2008	5418426	8260	ND	ND	ND	ND	ND	ND	ND	ND	ND	ND	ND	ND
07/08/2009	5719618	8260	ND	ND	ND	ND	ND	ND	ND	ND	ND	ND	ND	ND
07/22/2010	6040539	8260	ND	ND	ND	ND	ND	ND	ND	ND	ND	ND	ND	ND
07/26/2011	6357501	8260	ND	ND	ND	ND	ND	ND	ND	ND	ND	ND	ND	ND

ND - Not detected, indicates parameter was analyzed for, but not detected at or above the reporting limit.

To address the NYSDEC concerns regarding the presentation and plotting of nondetected values, the data for 2001 to 2004 has been reevaluated and interpreted as follows:

- 1) Nondetected concentrations have been represented as ND for reporting purposes.
- 2) Total VOCs have been recalculated and represented as the sum of the detected parameters shown on this table.
- 3) The method change to 8260 was approved by the NYSDEC and changed in January 2005.

FORMER CARBORUNDUM FACILITY

WHEATFIELD, NEW YORK

Well Id: B-66M

Date	Lab Sample Id	Method	Carbon tetrachloride (ug/L)	Chloroform (ug/L)	1,1-Dichloro-ethane (ug/L)	1,1-Dichloro-ethene (ug/L)	Methylene chloride (ug/L)	Trans-1,2-dichloro-ethene (ug/L)	Cis-1,2-dichloro-ethene (ug/L)	1,1,1-Trichloro-ethane (ug/L)	Trichloro-ethylene (TCE) (ug/L)	Tetrachloro-ethylene (PCE) (ug/L)	Vinyl chloride (ug/L)	Total (ug/L)
07/18/2002	A2732706	8021	ND	ND	ND	ND	ND	ND	ND	ND	5.2	ND	ND	5.2
08/05/2002	A2793608	8021	ND	0.35 J	ND	ND	ND	ND	ND	ND	2.6	ND	ND	2.95
10/07/2002	A2999202	8021	ND	ND	ND	ND	ND	ND	ND	ND	ND	ND	ND	ND
01/14/2003	A3043005	8021	ND	ND	ND	ND	ND	ND	0.38 J	ND	0.24 J	ND	ND	0.62
04/07/2003	A3320701	8021	ND	ND	ND	ND	ND	ND	ND	ND	ND	ND	ND	ND
07/03/2003	A3639704	8021	ND	ND	ND	ND	ND	ND	ND	ND	ND	ND	ND	ND
10/08/2003	A3978803	8021	ND	ND	ND	ND	ND	ND	ND	ND	ND	ND	ND	ND
01/07/2004	A4012311	8021	ND	ND	ND	ND	ND	ND	ND	ND	ND	ND	ND	ND
04/15/2004	A4337505	8021	ND	ND	ND	ND	ND	ND	ND	ND	ND	ND	ND	ND
06/28/2004	A4614505	8021	ND	ND	ND	ND	ND	ND	ND	ND	ND	ND	ND	ND
10/20/2004	A4A32108	8021	ND	ND	ND	ND	ND	ND	ND	ND	ND	ND	ND	ND
01/19/2005	A5050907	8260	ND	ND	ND	ND	ND	ND	ND	ND	ND	ND	ND	ND
04/04/2005	A5307802	8260	ND	ND	ND	ND	ND	ND	ND	ND	ND	ND	ND	ND
07/12/2005	A5725402	8260/5ML	ND	ND	ND	ND	ND	ND	ND	ND	ND	ND	ND	ND
07/13/2006	6G14009-01	8260	ND	ND	ND	ND	ND	ND	ND	ND	ND	ND	ND	ND
07/17/2007	7G18027-05	8260	ND	ND	ND	ND	ND	ND	ND	ND	ND	ND	ND	ND
07/17/2008	5418427	8260	ND	ND	ND	ND	ND	ND	ND	ND	ND	ND	ND	ND
07/08/2009	5719614	8260	ND	ND	ND	ND	ND	ND	ND	ND	ND	ND	ND	ND
07/19/2010	6036147	8260	ND	ND	ND	ND	ND	ND	ND	ND	ND	ND	ND	ND
07/26/2011	6357502	8260	ND	ND	ND	ND	ND	ND	ND	ND	ND	ND	ND	ND

ND - Not detected, indicates parameter was analyzed for, but not detected at or above the reporting limit.

To address the NYSDEC concerns regarding the presentation and plotting of nondetected values, the data for 2001 to 2004 has been reevaluated and interpreted as follows:

- 1) Nondetected concentrations have been represented as ND for reporting purposes.
- 2) Total VOCs have been recalculated and represented as the sum of the detected parameters shown on this table.
- 3) The method change to 8260 was approved by the NYSDEC and changed in January 2005.

FORMER CARBORUNDUM FACILITY

WHEATFIELD, NEW YORK

Well Id: B-67M

Date	Lab Sample Id	Method	Carbon tetrachloride (ug/L)	Chloroform (ug/L)	1,1-Dichloro-ethane (ug/L)	1,1-Dichloro-ethene (ug/L)	Methylene chloride (ug/L)	Trans-1,2-dichloro-ethene (ug/L)	Cis-1,2-dichloro-ethene (ug/L)	1,1,1-Trichloro-ethane (ug/L)	Trichloro-ethylene (TCE) (ug/L)	Tetrachloro-ethylene (PCE) (ug/L)	Vinyl chloride (ug/L)	Total (ug/L)
07/17/2002	A2732707	8021	ND	ND	ND	ND	ND	ND	ND	ND	ND	ND	ND	ND
08/05/2002	A2793613	8021	ND	ND	ND	ND	ND	ND	ND	ND	ND	ND	ND	ND
10/04/2002	A2986401	8021	ND	ND	ND	ND	ND	ND	ND	ND	ND	ND	ND	ND
01/14/2003	A3043006	8021	ND	ND	ND	ND	ND	ND	ND	ND	ND	ND	ND	ND
04/03/2003	A3315001	8021	ND	ND	ND	ND	ND	ND	ND	ND	ND	ND	ND	ND
07/03/2003	A3639705	8021	ND	ND	ND	ND	ND	ND	ND	ND	ND	ND	ND	ND
10/08/2003	A3978802	8021	ND	ND	ND	ND	ND	ND	ND	ND	ND	ND	ND	ND
01/07/2004	A4012310	8021	ND	ND	ND	ND	ND	ND	ND	ND	ND	ND	ND	ND
04/15/2004	A4337506	8021	ND	ND	ND	ND	ND	ND	ND	ND	ND	ND	ND	ND
06/28/2004	A4614506	8021	ND	ND	ND	ND	ND	ND	ND	ND	ND	ND	ND	ND
10/20/2004	A4A32109	8021	ND	ND	ND	ND	ND	ND	ND	ND	ND	ND	ND	ND
01/19/2005	A5050908	8260	ND	ND	ND	ND	ND	ND	ND	ND	0.35 J	ND	ND	0.35
04/04/2005	A5307801	8260	ND	ND	ND	ND	ND	ND	ND	ND	ND	ND	ND	ND
07/12/2005	A5725401	8260/5ML	ND	ND	ND	ND	ND	ND	ND	ND	ND	ND	ND	ND
07/13/2006	6G14009-02	8260	ND	ND	ND	ND	3	ND	ND	ND	ND	ND	ND	3
07/17/2007	7G18027-04	8260	ND	ND	ND	ND	ND	ND	ND	ND	ND	ND	ND	ND
07/17/2008	5418428	8260	ND	ND	ND	ND	ND	ND	ND	ND	ND	ND	ND	ND
07/08/2009	5719615	8260	ND	ND	ND	ND	ND	ND	ND	ND	ND	ND	ND	ND
07/19/2010	6036146	8260	ND	ND	ND	ND	ND	ND	ND	ND	ND	ND	ND	ND
07/26/2011	6357503	8260	ND	ND	ND	ND	ND	ND	ND	ND	ND	ND	ND	ND

ND - Not detected, indicates parameter was analyzed for, but not detected at or above the reporting limit.

To address the NYSDEC concerns regarding the presentation and plotting of nondetected values, the data for 2001 to 2004 has been reevaluated and interpreted as follows:

- 1) Nondetected concentrations have been represented as ND for reporting purposes.
- 2) Total VOCs have been recalculated and represented as the sum of the detected parameters shown on this table.
- 3) The method change to 8260 was approved by the NYSDEC and changed in January 2005.

FORMER CARBORUNDUM FACILITY

WHEATFIELD, NEW YORK

Well Id: DNAPL Sump														
Date	Lab Sample Id	Method	Carbon tetrachloride (ug/L)	Chloroform (ug/L)	1,1-Dichloroethane (ug/L)	1,1-Dichloroethene (ug/L)	Methylene chloride (ug/L)	Trans-1,2-dichloroethene (ug/L)	Cis-1,2-dichloroethene (ug/L)	1,1,1-Trichloroethane (ug/L)	Trichloroethylene (TCE) (ug/L)	Tetrachloroethylene (PCE) (ug/L)	Vinyl chloride (ug/L)	Total (ug/L)
04/25/2001	A1382102	8021	ND	ND	ND	ND	ND	ND	2300	ND	14000 D	ND	56	16356
07/12/2001	A1663804	8021	ND	ND	ND	ND	1.7 J	ND	120	ND	63	ND	2.5	187.2
01/25/2002	A2081502	8021	ND	ND	ND	13	1 J	15	4900 D	ND	1600 D	1.3	9.1	6539.4
04/19/2002	A2384301	8021	ND	ND	ND	ND	ND	ND	5900	ND	5000	ND	130	11030
07/16/2002	A2722915	8021	ND	ND	ND	ND	160	ND	3000	ND	5500	ND	240	8900
10/09/2002	A2A07506	8021	ND	ND	ND	ND	ND	ND	4400	ND	6600	ND	ND	11000
01/23/2003	A3075206	8021	ND	ND	ND	ND	ND	ND	2800	ND	16000	ND	ND	18800
04/10/2003	A3335401	8021	ND	ND	ND	ND	180	ND	2100	ND	2400	ND	190	4870
07/10/2003	A3654306	8021	ND	ND	ND	ND	ND	ND	1700	ND	3400	ND	110	5210

ND - Not detected, indicates parameter was analyzed for, but not detected at or above the reporting limit.

To address the NYSDEC concerns regarding the presentation and plotting of nondetected values, the data for 2001 to 2004 has been reevaluated and interpreted as follows:

- 1) Nondetected concentrations have been represented as ND for reporting purposes.
- 2) Total VOCs have been recalculated and represented as the sum of the detected parameters shown on this table.
- 3) The method change to 8260 was approved by the NYSDEC and changed in January 2005.

FORMER CARBORUNDUM FACILITY

WHEATFIELD, NEW YORK

Well Id: P-2

Date	Lab Sample Id	Method	Carbon tetrachloride (ug/L)	Chloroform (ug/L)	1,1-Dichloro-ethane (ug/L)	1,1-Dichloro-ethene (ug/L)	Methylene chloride (ug/L)	Trans-1,2-dichloro-ethene (ug/L)	Cis-1,2-dichloro-ethene (ug/L)	1,1,1-Trichloro-ethane (ug/L)	Trichloro-ethylene (TCE) (ug/L)	Tetrachloro-ethylene (PCE) (ug/L)	Vinyl chloride (ug/L)	Total (ug/L)
01/15/2001	A1041303	8021	ND	ND	ND	ND	ND	ND	74	ND	340	ND	ND	414
04/20/2001	A1366406	624	ND	ND	ND	ND	ND	ND	35	ND	320 D	ND	ND	355
07/13/2001	A1663813	8021	ND	ND	ND	ND	3.9	ND	39	ND	230	ND	ND	272.9
09/06/2001	A1858801	8021	ND	ND	ND	ND	110	ND	500	ND	4800	ND	ND	5410
10/15/2001	A1A17406	8021	ND	ND	ND	ND	58	ND	150	ND	3900	ND	ND	4108
01/24/2002	A2076711	8021	ND	ND	ND	ND	310	ND	740	560	8000	ND	ND	9610
04/19/2002	A2384302	8021	ND	ND	ND	ND	ND	ND	600	190	15000	ND	ND	15790
07/16/2002	A2722916	8021	ND	ND	ND	ND	610	ND	1500	1000	16000	ND	ND	19110
10/09/2002	A2A07507	8021	ND	ND	ND	ND	ND	ND	540	ND	12000	ND	ND	12540
04/09/2003	A3329402	8021	ND	ND	210	22	110	ND	390	1800	1200	ND	ND	3732
07/10/2003	A3654303	8021	ND	ND	ND	ND	ND	ND	860	400	7700	ND	ND	8960
10/13/2003	A3991301	8021	ND	ND	120	ND	100	ND	1200	870	7500	ND	ND	9790
01/07/2004	A4012402	8021	ND	ND	270	ND	ND	ND	1000	1800	7800	ND	120	10990
04/14/2004	A4331402	8021	ND	ND	180	ND	ND	ND	960	1800	9700	ND	ND	12640
07/07/2004	A4636803	8021	ND	ND	220	ND	ND	ND	1100	1100	12000	ND	ND	14420
10/08/2004	A4994502	8021	ND	ND	ND	ND	ND	ND	760	760	10000	ND	ND	11520
01/18/2005	A5051103	8260	ND	ND	ND	ND	ND	ND	860	1400	12000	ND	ND	14260
04/04/2005	A5307503	8260	ND	0.68 J	170 E	66 E	ND	7.7	810 E	1300 E	2500 E	1.9	20	4876.28
04/04/2005	A5307503DL	8260	ND	ND	ND	ND	ND	ND	580 D	1300 D	8200 D	ND	ND	10080
07/11/2005	A5724601	8260/5ML	ND	ND	70	ND	ND	ND	710	280	9200	ND	ND	10260
10/05/2005	A5B10701	8260	ND	ND	180	ND	ND	ND	530	1000	5400	ND	ND	7110
01/24/2006	A6089106	8260	ND	ND	170	ND	ND	ND	770	1200	8500	ND	ND	10640
04/12/2006	6D13005-04RE1	8260	ND	ND	124	24	11	7	638	1020	7800 D	ND	18	9642
07/11/2006	6G12005-03	8260	ND	ND	102	14	22	ND	621	411	6850 D	ND	13	8033
10/09/2006	6J10002-03	8260	ND	ND	146	23	ND	6	322	1130 D	2770 D	ND	12	4409
01/10/2007	7A11003-04	8260	ND	ND	135	17	12	ND	368	919	4950 D	ND	10	6411
04/03/2007	7D04039-01	8260	ND	ND	110	23	164	9	792	897	9730 D	ND	24	11749
07/05/2007	7G06018-04	8260	ND	ND	148	ND	ND	ND	10400	936	372	ND	ND	11856
10/10/2007	7J11002-01RE1	8260	ND	ND	36	ND	ND	ND	2190	50	3380	ND	80	5736
01/07/2008	8A08003-09	8260	ND	ND	86	ND	86	ND	629	722	524	ND	ND	2047
04/08/2008	8D09003-04	8260	ND	ND	102	15	ND	ND	1290	382	366	ND	90	2245
07/16/2008	5417447	8260	ND	ND	120	11 J	ND	6 J	2000	210	95	ND	390	2832
10/14/2008	5498678	8260	ND	ND	190	3.1 J	ND	5 J	1200	120	97	ND	21	1636.1
01/21/2009	5582428	8260	ND	ND	86	7.6	ND	5	920	100	280	ND	70	1468.6
04/16/2009	5649165	8260	ND	ND	190	31	ND	5.1	780	1100	260	ND	160	2526.1
07/13/2009	5722296	8260	ND	ND	82	19	ND	7.9 J	1700	350	420	ND	150	2728.9
10/07/2009	5800381	8260	ND	ND	460	62	ND	2.9 J	500	2800	250	ND	65	4139.9

ND - Not detected, indicates parameter was analyzed for, but not detected at or above the reporting limit.

To address the NYSDEC concerns regarding the presentation and plotting of nondetected values, the data for 2001 to 2004 has been reevaluated and interpreted as follows:

- 1) Nondetected concentrations have been represented as ND for reporting purposes.
- 2) Total VOCs have been recalculated and represented as the sum of the detected parameters shown on this table.
- 3) The method change to 8260 was approved by the NYSDEC and changed in January 2005.

FORMER CARBORUNDUM FACILITY

WHEATFIELD, NEW YORK

Well Id: P-2

Date	Lab Sample Id	Method	Carbon tetrachloride (ug/L)	Chloroform (ug/L)	1,1-Dichloroethane (ug/L)	1,1-Dichloroethene (ug/L)	Methylene chloride (ug/L)	Trans-1,2-dichloroethene (ug/L)	Cis-1,2-dichloroethene (ug/L)	1,1,1-Trichloroethane (ug/L)	Trichloroethylene (TCE) (ug/L)	Tetrachloroethylene (PCE) (ug/L)	Vinyl chloride (ug/L)	Total (ug/L)
01/26/2010	5893226	8260	ND	ND	270	39	ND	ND	490	2300	320	ND	39	3458
04/07/2010	5948423	8260	ND	0.98 J	270	81	ND	9.5	910	2200	2400	0.82 J	85	5957.3
07/21/2010	6039078	8260	ND	ND	180	31	ND	7.8 J	1100	1100	2300	ND	60	4778.8
10/12/2010	6109750	8260	ND	ND	580	88	ND	12 J	1700	4700	3400	ND	94	10574
01/24/2011	6190814	8260	ND	ND	280	47	ND	5.6 J	800	2100	1700	ND	31	4963.6
04/12/2011	6256723	8260	ND	ND	150	30	ND	7.6 J	1100	1100	5400	ND	41	7828.6
07/20/2011	6352280	8260	ND	ND	98	25	ND	11 J	1600	630	6000	ND	57	8421
10/12/2011	6435908	8260	ND	ND	210	41	ND	9.9 J	980	1600	3700	ND	42	6582.9
01/19/2012	6527711	8260	ND	ND	82	22	ND	2.4 J	500	560	1600	ND	5.7 J	2772.1
04/04/2012	6607024	8260	ND	ND	77	15	ND	4.1 J	710	560	2700	ND	20	4086.1

ND - Not detected, indicates parameter was analyzed for, but not detected at or above the reporting limit.

To address the NYSDEC concerns regarding the presentation and plotting of nondetected values, the data for 2001 to 2004 has been reevaluated and interpreted as follows:

- 1) Nondetected concentrations have been represented as ND for reporting purposes.
- 2) Total VOCs have been recalculated and represented as the sum of the detected parameters shown on this table.
- 3) The method change to 8260 was approved by the NYSDEC and changed in January 2005.

FORMER CARBORUNDUM FACILITY

WHEATFIELD, NEW YORK

Well Id: P-3

Date	Lab Sample Id	Method	Carbon tetrachloride (ug/L)	Chloroform (ug/L)	1,1-Dichloroethane (ug/L)	1,1-Dichloroethene (ug/L)	Methylene chloride (ug/L)	Trans-1,2-dichloroethene (ug/L)	Cis-1,2-dichloroethene (ug/L)	1,1,1-Trichloroethane (ug/L)	Trichloroethylene (TCE) (ug/L)	Tetrachloroethylene (PCE) (ug/L)	Vinyl chloride (ug/L)	Total (ug/L)
01/15/2001	A1041304	8021	ND	ND	ND	ND	ND	ND	2.4	ND	0.42 J	ND	ND	2.82
04/20/2001	A1366407	624	ND	ND	ND	ND	ND	ND	1.6	ND	1.5	ND	ND	3.1
07/11/2001	A1648715	8021	ND	ND	ND	ND	ND	ND	1.2	ND	0.38 J	ND	ND	1.58
10/16/2001	A1A17404	8021	ND	ND	ND	ND	ND	5.2	210	ND	69	ND	3.5	287.7
01/21/2002	A2066001	8021	ND	ND	ND	ND	ND	6.5	140	ND	ND	ND	ND	146.5
04/11/2002	A2348304	8021	ND	ND	ND	ND	ND	4.9	170	ND	ND	ND	8.4	183.3
07/12/2002	A2713910	8021	ND	ND	ND	ND	ND	5.8	120	ND	4	ND	3.5	133.3
10/08/2002	A2999305	8021	ND	ND	1.1	ND	ND	10	300	ND	4	ND	ND	315.1
04/09/2003	A3329502	8021	ND	ND	ND	ND	16	ND	52	ND	ND	ND	1.8	69.8
07/08/2003	A3649104	8021	ND	ND	ND	ND	3.8	6	230	ND	ND	ND	ND	239.8
10/13/2003	A3991407	8021	ND	ND	ND	ND	ND	8.2	230	ND	ND	ND	ND	238.2
01/09/2004	A4026203	8021	ND	ND	ND	ND	ND	3.1	110	ND	ND	ND	3.1	116.2
04/14/2004	A4331803	8021	ND	ND	ND	ND	ND	2.4	100	ND	4.3	ND	ND	106.7
07/06/2004	A4636509	8021	ND	ND	ND	2.5	ND	9.2	260 E	ND	3.1	ND	3	277.8
07/06/2004	A4636509DL	8021	ND	ND	ND	ND	5.4 DE	8.8 D	230 D	ND	ND	ND	ND	244.2
10/08/2004	A4994501	8021	ND	ND	ND	ND	ND	ND	200	ND	ND	ND	ND	200
01/12/2005	A5036201	8260	ND	ND	ND	ND	ND	2.8	98	ND	ND	ND	ND	100.8
04/04/2005	A5307703	8260	ND	ND	ND	ND	ND	3.2	110 E	ND	0.43 J	ND	1.9	115.53
04/04/2005	A5307703DL	8260	ND	ND	ND	ND	ND	2.1 D	90 D	ND	ND	ND	ND	92.1
07/08/2005	A5715301	8260/5ML	ND	ND	ND	ND	1.2 J	5.7	140	ND	ND	ND	ND	146.9
10/05/2005	A5B10603	8260	ND	ND	0.55 J	ND	ND	6	110 E	ND	0.69 J	ND	0.98 J	118.22
10/05/2005	A5B10603DL	8260	ND	ND	ND	ND	ND	5.9 D	120 D	ND	ND	ND	ND	125.9
01/24/2006	A6089110	8260	ND	ND	ND	ND	ND	2.2	69	ND	0.52 J	ND	1.1 J	72.82
04/12/2006	6D13005-01	8260	ND	ND	ND	ND	ND	2	63	ND	ND	ND	ND	65
07/11/2006	6G12005-04	8260	ND	ND	ND	ND	ND	5	123	ND	1	ND	ND	129
10/09/2006	6J10002-04	8260	ND	ND	ND	ND	ND	4	88	ND	1	ND	ND	93
01/09/2007	7A10006-01	8260	ND	ND	ND	ND	ND	1	49	ND	1	ND	ND	51
04/03/2007	7D04039-02	8260	ND	ND	ND	ND	25 B	1	42	ND	ND	ND	ND	68
07/05/2007	7G06018-06	8260	ND	ND	ND	ND	ND	3	85	ND	ND	ND	ND	88
10/10/2007	7J11002-09	8260	ND	ND	ND	ND	ND	3	61	ND	ND	ND	ND	64
01/07/2008	8A08003-07	8260	ND	ND	ND	ND	ND	1	25	ND	ND	ND	ND	26
04/08/2008	8D09003-02	8260	ND	ND	ND	ND	3 B	2	67	ND	ND	ND	ND	72
07/16/2008	5417454	8260	ND	ND	ND	ND	ND	3.6 J	92	ND	ND	ND	ND	95.6
10/14/2008	5498679	8260	ND	ND	ND	ND	ND	1.5 J	55	ND	ND	ND	ND	56.5
01/21/2009	5582429	8260	ND	ND	ND	ND	ND	1.3 J	33	ND	ND	ND	1.2 J	35.5
04/15/2009	5647723	8260	ND	ND	ND	ND	ND	1.6 J	46	ND	ND	ND	1.7 J	49.3
07/08/2009	5719622	8260	ND	ND	ND	ND	ND	5.4	120	ND	ND	ND	ND	125.4

ND - Not detected, indicates parameter was analyzed for, but not detected at or above the reporting limit.

To address the NYSDEC concerns regarding the presentation and plotting of nondetected values, the data for 2001 to 2004 has been reevaluated and interpreted as follows:

- 1) Nondetected concentrations have been represented as ND for reporting purposes.
- 2) Total VOCs have been recalculated and represented as the sum of the detected parameters shown on this table.
- 3) The method change to 8260 was approved by the NYSDEC and changed in January 2005.

FORMER CARBORUNDUM FACILITY

WHEATFIELD, NEW YORK

Well Id: P-3

Date	Lab Sample Id	Method	Carbon tetrachloride (ug/L)	Chloroform (ug/L)	1,1-Dichloroethane (ug/L)	1,1-Dichloroethene (ug/L)	Methylene chloride (ug/L)	Trans-1,2-dichloroethene (ug/L)	Cis-1,2-dichloroethene (ug/L)	1,1,1-Trichloroethane (ug/L)	Trichloroethylene (TCE) (ug/L)	Tetrachloroethylene (PCE) (ug/L)	Vinyl chloride (ug/L)	Total (ug/L)
10/05/2009	5797970	8260	ND	ND	ND	ND	ND	4 J	90	ND	ND	ND	ND	94
01/25/2010	5892347	8260	ND	ND	ND	ND	ND	2 J	60	ND	ND	ND	2.3 J	64.3
04/06/2010	5946898	8260	ND	ND	ND	ND	ND	2.5 J	90	ND	ND	ND	2.3 J	94.8
07/21/2010	6039076	8260	ND	ND	ND	ND	ND	5.4	100	ND	ND	ND	1.3 J	106.7
10/12/2010	6109756	8260	ND	ND	ND	ND	ND	2.7 J	110	ND	ND	ND	ND	112.7
01/26/2011	6192954	8260	ND	ND	ND	ND	ND	1.1 J	27	ND	ND	ND	1.4 J	29.5
04/12/2011	6256721	8260	ND	ND	ND	ND	ND	3 J	100	ND	1.1 J	ND	2 J	106.1
07/12/2011	6342651	8260	ND	ND	ND	ND	ND	4.8 J	110	ND	1 J	ND	ND	115.8
10/13/2011	6437683	8260	ND	ND	ND	ND	ND	3.4 J	97	ND	ND	ND	ND	100.4
01/17/2012	6524421	8260	ND	ND	ND	ND	ND	ND	29 J	ND	21 J	ND	ND	50
04/04/2012	6607022	8260	ND	ND	ND	ND	ND	1.3 J	38	ND	ND	ND	ND	39.3

ND - Not detected, indicates parameter was analyzed for, but not detected at or above the reporting limit.

To address the NYSDEC concerns regarding the presentation and plotting of nondetected values, the data for 2001 to 2004 has been reevaluated and interpreted as follows:

- 1) Nondetected concentrations have been represented as ND for reporting purposes.
- 2) Total VOCs have been recalculated and represented as the sum of the detected parameters shown on this table.
- 3) The method change to 8260 was approved by the NYSDEC and changed in January 2005.

FORMER CARBORUNDUM FACILITY

WHEATFIELD, NEW YORK

Well Id: P-4

Date	Lab Sample Id	Method	Carbon tetrachloride (ug/L)	Chloroform (ug/L)	1,1-Dichloro-ethane (ug/L)	1,1-Dichloro-ethene (ug/L)	Methylene chloride (ug/L)	Trans-1,2-dichloro-ethene (ug/L)	Cis-1,2-dichloro-ethene (ug/L)	1,1,1-Trichloro-ethane (ug/L)	Trichloro-ethylene (TCE) (ug/L)	Tetrachloro-ethylene (PCE) (ug/L)	Vinyl chloride (ug/L)	Total (ug/L)
01/12/2001	A1035111	8021	ND	ND	ND	ND	1.8 J	0.66 J	18	ND	26	ND	2.6	49.06
04/19/2001	A1361311	624	ND	ND	ND	ND	ND	ND	2.9	0.23	9.6	ND	ND	12.73
07/11/2001	A1648714	8021	ND	ND	ND	ND	ND	0.23 J	18	ND	4.9	ND	ND	23.13
10/16/2001	A1A17403	8021	ND	ND	ND	ND	1.3 J	2	220	ND	42	ND	ND	265.3
01/21/2002	A2066002	8021	ND	ND	7.7	5.4	2.4 J	12	1600 D	3.8	490 D	ND	17	2138.3
04/11/2002	A2348305	8021	ND	ND	ND	ND	ND	ND	1000	ND	940	ND	ND	1940
07/12/2002	A2713911	8021	ND	ND	7.3	ND	ND	ND	1200	ND	360	ND	ND	1567.3
10/08/2002	A2999306	8021	ND	15	ND	ND	ND	ND	480	ND	140	ND	ND	635
04/09/2003	A3329503	8021	ND	ND	ND	ND	33	ND	510	ND	620	ND	ND	1163
07/08/2003	A3649106	8021	ND	ND	ND	ND	ND	ND	710	15	1000	ND	ND	1725
10/13/2003	A3991408	8021	ND	ND	23	ND	9.2	17	1700	25	920	ND	ND	2694.2
01/09/2004	A4026204	8021	ND	ND	26	ND	ND	14	1300	22	1400	ND	23	2785
04/14/2004	A4331804	8021	ND	ND	20	ND	ND	8	720	9.8	770	ND	15	1542.8
07/06/2004	A4636507	8021	ND	ND	40	ND	ND	ND	1300	31	1400	ND	49	2820
10/08/2004	A4994503	8021	ND	ND	31	ND	ND	ND	1100	ND	1200	ND	33	2364
01/12/2005	A5036202	8260	ND	ND	ND	ND	ND	ND	650	ND	1200	ND	43	1893
04/04/2005	A5307702	8260	ND	ND	13	ND	ND	ND	560	ND	870	ND	26	1469
07/11/2005	A5724701	8260/5ML	ND	ND	21	6.7	ND	12	830	8.2	880	ND	10	1767.9
10/05/2005	A5B10604	8260	ND	ND	33	9.3	ND	16	1200 E	20	1000 E	ND	ND	2278.3
10/05/2005	A5B10604DL	8260	ND	ND	30 D	ND	ND	15 D	1200 D	16 D	910 D	ND	ND	2171
01/23/2006	A6084706	8260	ND	ND	20	ND	ND	11	850	13	1500	ND	32	2426
04/12/2006	6D13005-02RE1	8260	ND	ND	15	ND	ND	8	583 D	10	998	ND	11	1625
07/11/2006	6G12005-05	8260	ND	ND	20	6	4	12	700 D	9	869 D	ND	ND	1620
10/09/2006	6J10002-05	8260	ND	ND	30	8	ND	16	1180 D	27	1100 D	ND	ND	2361
01/05/2007	7A05012-05	8260	ND	ND	23	6	2 B	11	734 D	20	2080 D	ND	26	2902
04/03/2007	7D04039-03	8260	ND	ND	7	3	ND	7	394 D	7	1190 D	ND	6	1614
07/05/2007	7G06018-07	8260	ND	ND	ND	ND	ND	ND	499	ND	579	ND	ND	1078
10/09/2007	7J10006-04	8260	ND	ND	9	ND	ND	8	570	ND	636	ND	ND	1223
01/07/2008	8A08003-06	8260	ND	ND	15	ND	22	10	689	8	601	ND	ND	1345
04/08/2008	8D09003-06	8260	ND	ND	12	ND	ND	7	431	13	1680 D	ND	ND	2143
07/16/2008	5417453	8260	ND	ND	9.6	3 J	ND	7	470	6.3	610	ND	ND	1105.9
10/14/2008	5498682	8260	ND	ND	8	1.7 J	ND	8	460	5.1	530	ND	ND	1012.8
01/14/2009	5577587	8260	ND	ND	24	7.9	ND	11	720	38	1200	ND	2 J	2002.9
04/14/2009	5646771	8260	ND	ND	12	3.5 J	ND	6.1 J	370	23	1600	ND	3.9 J	2018.5
07/09/2009	5720680	8260	ND	ND	6.6	2.3 J	ND	6.8	390	5.6	490	ND	ND	901.3
10/05/2009	5797961	8260	ND	ND	10	3.1 J	ND	6.7 J	560	9.2 J	780	ND	ND	1369
01/21/2010	5889956	8260	ND	ND	17 J	4.9 J	ND	8.8 J	460	32	2100	ND	ND	2622.7

ND - Not detected, indicates parameter was analyzed for, but not detected at or above the reporting limit.

To address the NYSDEC concerns regarding the presentation and plotting of nondetected values, the data for 2001 to 2004 has been reevaluated and interpreted as follows:

- 1) Nondetected concentrations have been represented as ND for reporting purposes.
- 2) Total VOCs have been recalculated and represented as the sum of the detected parameters shown on this table.
- 3) The method change to 8260 was approved by the NYSDEC and changed in January 2005.

FORMER CARBORUNDUM FACILITY

WHEATFIELD, NEW YORK

Well Id: P-4

Date	Lab Sample Id	Method	Carbon tetrachloride (ug/L)	Chloroform (ug/L)	1,1-Dichloroethane (ug/L)	1,1-Dichloroethene (ug/L)	Methylene chloride (ug/L)	Trans-1,2-dichloroethene (ug/L)	Cis-1,2-dichloroethene (ug/L)	1,1,1-Trichloroethane (ug/L)	Trichloroethylene (TCE) (ug/L)	Tetrachloroethylene (PCE) (ug/L)	Vinyl chloride (ug/L)	Total (ug/L)
04/06/2010	5946899	8260	ND	ND	9.5 J	2.8 J	ND	5.6 J	390	13	1600	ND	6.4 J	2027.3
07/13/2010	6031624	8260	ND	ND	6.9	3.4 J	ND	7.7	460	5.4	760	ND	ND	1243.4
10/12/2010	6109755	8260	ND	ND	6.5	1.6 J	ND	7.1	360	6.2	530	ND	ND	911.4
01/26/2011	6192955	8260	ND	ND	36	6.8 J	ND	11	790	14	1500	ND	3.8 J	2361.6
04/12/2011	6256718	8260	ND	ND	65	12	ND	14	1500	20	3700	1.7 J	27	5339.7
07/20/2011	6352288	8260	ND	ND	29	7.8 J	ND	10	750	7.8 J	1400	ND	ND	2204.6
10/11/2011	6434704	8260	ND	ND	25	5.8 J	ND	11	870	6.1 J	1200	ND	ND	2117.9
01/17/2012	6524420	8260	ND	ND	ND	ND	ND	1.1 J	35	ND	ND	ND	1.2 J	37.3
04/04/2012	6607020	8260	ND	ND	24	5.1 J	ND	6.7 J	530	8.6 J	1400	ND	7.6 J	1982

ND - Not detected, indicates parameter was analyzed for, but not detected at or above the reporting limit.

To address the NYSDEC concerns regarding the presentation and plotting of nondetected values, the data for 2001 to 2004 has been reevaluated and interpreted as follows:

- 1) Nondetected concentrations have been represented as ND for reporting purposes.
- 2) Total VOCs have been recalculated and represented as the sum of the detected parameters shown on this table.
- 3) The method change to 8260 was approved by the NYSDEC and changed in January 2005.

FORMER CARBORUNDUM FACILITY

WHEATFIELD, NEW YORK

Well Id: PW-1														
Date	Lab Sample Id	Method	Carbon tetrachloride (ug/L)	Chloroform (ug/L)	1,1-Dichloroethane (ug/L)	1,1-Dichloroethene (ug/L)	Methylene chloride (ug/L)	Trans-1,2-dichloroethene (ug/L)	Cis-1,2-dichloroethene (ug/L)	1,1,1-Trichloroethane (ug/L)	Trichloroethylene (TCE) (ug/L)	Tetrachloroethylene (PCE) (ug/L)	Vinyl chloride (ug/L)	Total (ug/L)
01/12/2001	A1035112	8021	ND	ND	ND	ND	5.6	ND	71	ND	150	ND	ND	226.6
04/20/2001	A1366403	624	ND	ND	ND	ND	ND	2.4	84	ND	330 D	ND	1.9	418.3
07/11/2001	A1648702	8021	ND	ND	ND	ND	2.9	1.3	83	ND	140	ND	4.7	231.9
09/07/2001	A1863501	8021	ND	ND	ND	ND	38	ND	1500	ND	2500	ND	ND	4038
10/16/2001	A1A17402	8021	ND	ND	ND	ND	ND	ND	2700	ND	40000	ND	ND	42700
01/23/2002	A2076705	8021	ND	ND	ND	ND	1500	ND	880	ND	2000	ND	ND	4380
04/18/2002	A2378804	8021	ND	ND	ND	ND	23	ND	240	ND	1200	ND	ND	1463
07/16/2002	A2722914	8021	ND	ND	ND	ND	60	ND	520	ND	1800	ND	ND	2380
10/09/2002	A2A07508	8021	ND	ND	ND	ND	ND	ND	27000	ND	140000	ND	ND	167000
01/24/2003	A3075208	8021	ND	ND	ND	ND	ND	ND	920	ND	2100	ND	26	3046
04/09/2003	A3329403	8021	ND	ND	ND	ND	ND	ND	560	ND	1900	ND	ND	2460
07/10/2003	A3654305	8021	ND	ND	ND	ND	ND	ND	1200	ND	3800	ND	ND	5000
10/13/2003	A3991302	8021	ND	ND	ND	ND	ND	ND	1200	ND	3600	ND	ND	4800
01/09/2004	A4026101	8021	ND	ND	ND	ND	ND	18	380	ND	1300	ND	25	1723
04/14/2004	A4331403	8021	ND	ND	ND	ND	ND	ND	1400	ND	4500	ND	ND	5900
07/06/2004	A4636805	8021	ND	ND	ND	ND	ND	ND	540	ND	1600	ND	43	2183
10/07/2004	A4994204	8021	ND	ND	ND	ND	ND	ND	170	ND	130	ND	ND	300
01/12/2005	A5036101	8260	ND	ND	6.9	4.5	ND	6.1	900 E	5.5	2700 E	ND	ND	3623
01/12/2005	A5036101DL	8260							600 D		2400 D			3000
04/04/2005	A5307501	8260	ND	ND	1.2	0.61 J	ND	1.9	190 E	0.71 J	650 E	2	6.8	853.22
04/04/2005	A5307501DL	8260	ND	ND	ND	ND	ND	ND	350 D	ND	1500 BD	ND	ND	1850
07/11/2005	A5724602	8260/5ML	ND	ND	5.3	ND	ND	ND	410	ND	1100 E	ND	18	1533.3
07/11/2005	A5724602DL	8260/5ML	ND	ND	ND	ND	ND	ND	320 D	ND	870 D	ND	15 D	1205
10/05/2005	A5B10702	8260	ND	ND	ND	ND	ND	ND	390	11	1300	ND	13	1714
01/26/2006	A6102404	8260	ND	ND	2.3	0.69 J	ND	1.9	160 E	2.5	700 E	ND	2.4	869.79
01/26/2006	A6102404DL	8260	ND	ND	ND	ND	ND	ND	200 D	ND	900 D	ND	7.5 D	1107.5
04/13/2006	6D14002-07RE1	8260	ND	ND	2	ND	ND	2	146	ND	636 D	ND	6	792
07/11/2006	6G12005-01	8260	ND	ND	2	ND	4	2	143	2	449 D	ND	ND	602
10/09/2006	6J10002-02	8260	ND	ND	ND	ND	ND	2	114	ND	871 D	ND	3	990
01/09/2007	7A10006-02	8260	ND	ND	3	ND	ND	2	185	3	638 D	ND	7	838
04/03/2007	7D04039-04	8260	ND	ND	6	2	ND	3	302 D	6	1040 D	ND	20	1379
07/05/2007	7G06018-05RE1	8260	ND	ND	ND	ND	ND	ND	68	ND	235	ND	6	309
10/09/2007	7J10006-07	8260	ND	ND	4	ND	ND	3	304	ND	1090 D	ND	13	1414
01/07/2008	8A08003-08	8260	ND	ND	ND	ND	31	ND	84	ND	463	ND	ND	578
04/08/2008	8D09003-03	8260	ND	ND	12	ND	16 B	ND	455	7	1690 D	ND	31	2211
07/21/2008	5420903	8260	ND	ND	1.3 J	ND	ND	1.6 J	120	ND	1500	ND	7.5	1630.4
10/14/2008	5498687	8260	ND	ND	110 J	54 J	ND	60 J	10000	ND	41000	ND	180 J	51404

ND - Not detected, indicates parameter was analyzed for, but not detected at or above the reporting limit.

To address the NYSDEC concerns regarding the presentation and plotting of nondetected values, the data for 2001 to 2004 has been reevaluated and interpreted as follows:

- 1) Nondetected concentrations have been represented as ND for reporting purposes.
- 2) Total VOCs have been recalculated and represented as the sum of the detected parameters shown on this table.
- 3) The method change to 8260 was approved by the NYSDEC and changed in January 2005.

FORMER CARBORUNDUM FACILITY

WHEATFIELD, NEW YORK

Well Id: PW-1

Date	Lab Sample Id	Method	Carbon tetrachloride (ug/L)	Chloroform (ug/L)	1,1-Dichloroethane (ug/L)	1,1-Dichloroethene (ug/L)	Methylene chloride (ug/L)	Trans-1,2-dichloroethene (ug/L)	Cis-1,2-dichloroethene (ug/L)	1,1,1-Trichloroethane (ug/L)	Trichloroethylene (TCE) (ug/L)	Tetrachloroethylene (PCE) (ug/L)	Vinyl chloride (ug/L)	Total (ug/L)
01/13/2009	5576508	8260	ND	ND	18	5	ND	5.6	570	17	2100	ND	30	2745.6
04/15/2009	5647722	8260	ND	ND	11	2.8 J	ND	3.6 J	400	11	1300	ND	19	1747.4
07/07/2009	5718471	8260	ND	ND	1.6 J	ND	ND	1.6 J	110	1.1 J	430	ND	5.6	549.9
10/07/2009	5800383	8260	ND	ND	2.3 J	0.85 J	ND	1.9 J	160	2 J	470	ND	9.3	646.35
01/20/2010	5888923	8260	ND	ND	11	1.8 J	ND	2.6 J	340	11	1200	ND	11	1577.4
04/07/2010	5948422	8260	ND	ND	11	3.4 J	ND	3.6 J	370	7.2	1300	ND	24	1719.2
07/14/2010	6032689	8260	ND	ND	3 J	1.2 J	ND	2 J	180	2.1 J	470	ND	6.7	665
10/12/2010	6109752	8260	ND	ND	2.6 J	0.98 J	ND	2.8 J	290	ND	420	ND	4.7 J	721.08
01/25/2011	6191894	8260	ND	ND	8.2 J	3 J	ND	4 J	400	5.7 J	1800	ND	12 J	2232.9
04/12/2011	6256717	8260	ND	ND	3.2 J	1.4 J	ND	2.4 J	260	2.8 J	1400	ND	2.9 J	1672.7
07/13/2011	6343975	8260	ND	ND	10	4.3 J	ND	4.7 J	460	5.6	1700	ND	42	2226.6
10/12/2011	6435899	8260	ND	ND	1.8 J	ND	ND	2.1 J	120	ND	530	ND	6.7	660.6
01/16/2012	6523838	8260	ND	ND	8.6	2.4 J	ND	3.2 J	300	4.9 J	1400	ND	14	1733.1
04/04/2012	6607023	8260	ND	ND	8.9	3.0 J	ND	3.1 J	340	4.3 J	1400	ND	18	1777.3

ND - Not detected, indicates parameter was analyzed for, but not detected at or above the reporting limit.

To address the NYSDEC concerns regarding the presentation and plotting of nondetected values, the data for 2001 to 2004 has been reevaluated and interpreted as follows:

- 1) Nondetected concentrations have been represented as ND for reporting purposes.
- 2) Total VOCs have been recalculated and represented as the sum of the detected parameters shown on this table.
- 3) The method change to 8260 was approved by the NYSDEC and changed in January 2005.

FORMER CARBORUNDUM FACILITY

WHEATFIELD, NEW YORK

Well Id: PW-2

Date	Lab Sample Id	Method	Carbon tetrachloride (ug/L)	Chloroform (ug/L)	1,1-Dichloroethane (ug/L)	1,1-Dichloroethene (ug/L)	Methylene chloride (ug/L)	Trans-1,2-dichloroethene (ug/L)	Cis-1,2-dichloroethene (ug/L)	1,1,1-Trichloroethane (ug/L)	Trichloroethylene (TCE) (ug/L)	Tetrachloroethylene (PCE) (ug/L)	Vinyl chloride (ug/L)	Total (ug/L)
01/15/2001	A1041301	8021	ND	ND	ND	ND	1.6 J	ND	24	ND	44	ND	ND	69.6
04/19/2001	A1361314	624	ND	ND	ND	ND	ND	ND	1.4	ND	17	ND	ND	18.4
07/13/2001	A1663811	8021	ND	1.5	ND	ND	5.3	ND	24	ND	88	ND	ND	118.8
10/15/2001	A1A17405	8021	ND	ND	ND	ND	ND	ND	370	ND	3700	ND	ND	4070
01/23/2002	A2076704	8021	ND	ND	ND	ND	2 J	ND	7.8	ND	55	ND	ND	64.8
04/18/2002	A2378805	8021	ND	ND	ND	ND	ND	ND	2.4	ND	17	ND	ND	19.4
07/16/2002	A2722913	8021	ND	ND	ND	ND	2.6	ND	16	ND	110	ND	ND	128.6
10/09/2002	A2A07509	8021	ND	ND	ND	ND	ND	ND	88	ND	640	ND	ND	728
01/23/2003	A3075205	8021	ND	ND	ND	ND	ND	ND	31	ND	270	ND	ND	301
04/09/2003	A3329401	8021	ND	ND	ND	ND	ND	ND	5	ND	85	ND	ND	90

ND - Not detected, indicates parameter was analyzed for, but not detected at or above the reporting limit.

To address the NYSDEC concerns regarding the presentation and plotting of nondetected values, the data for 2001 to 2004 has been reevaluated and interpreted as follows:

- 1) Nondetected concentrations have been represented as ND for reporting purposes.
- 2) Total VOCs have been recalculated and represented as the sum of the detected parameters shown on this table.
- 3) The method change to 8260 was approved by the NYSDEC and changed in January 2005.

FORMER CARBORUNDUM FACILITY

WHEATFIELD, NEW YORK

Well Id: PW-3

Date	Lab Sample Id	Method	Carbon tetrachloride (ug/L)	Chloroform (ug/L)	1,1-Dichloro-ethane (ug/L)	1,1-Dichloro-ethene (ug/L)	Methylene chloride (ug/L)	Trans-1,2-dichloro-ethene (ug/L)	Cis-1,2-dichloro-ethene (ug/L)	1,1,1-Trichloro-ethane (ug/L)	Trichloro-ethylene (TCE) (ug/L)	Tetrachloro-ethylene (PCE) (ug/L)	Vinyl chloride (ug/L)	Total (ug/L)
10/13/2003	A3991406	8021	ND	ND	ND	5	ND	4.8	840 D	ND	1500 D	2.8	40 D	2392.6
01/07/2004	A4012401	8021	ND	ND	ND	ND	ND	ND	490	ND	1800	ND	ND	2290
04/14/2004	A4331401	8021	ND	ND	ND	ND	ND	ND	460	ND	2400	ND	ND	2860
07/07/2004	A4636804	8021	ND	ND	ND	ND	ND	ND	440	ND	1300	20	36	1796
10/13/2004	A4A09404	8021	ND	ND	ND	3.1	ND	2.5	490 D	ND	1200 D	4.1	3.1	1702.8
01/12/2005	A5036105	8260	ND	ND	ND	ND	ND	ND	700	ND	4000 E	ND	ND	4700
01/12/2005	A5036105DL	8260							460 D		2200 D			2660
04/04/2005	A5307502	8260	ND	ND	ND	2	ND	3.8	570 E	ND	1800 E	35	4.9	2415.7
04/04/2005	A5307502DL	8260	ND	ND	ND	ND	ND	ND	500 D	ND	3700 BD	ND	ND	4200
07/11/2005	A5724603	8260/5ML	ND	ND	ND	ND	ND	ND	1400	ND	3200	ND	36	4636
10/05/2005	A5B10703	8260	ND	ND	ND	ND	ND	ND	800	ND	1500	ND	ND	2300
01/24/2006	A6089105	8260	ND	ND	ND	ND	ND	ND	450	ND	3100 E	18	ND	3568
01/24/2006	A6089105DL	8260	ND	ND	ND	ND	ND	ND	520 D	ND	3700 D	23 D	ND	4243
04/13/2006	6D14002-06RE1	8260	ND	ND	ND	ND	ND	1	298 D	ND	946 D	10	4	1259
07/11/2006	6G12005-02	8260	ND	ND	ND	5	3	5	1150 D	ND	3150 D	8	5	4326
10/09/2006	6J10002-06	8260	ND	ND	ND	4	ND	6	1550 D	ND	4620 D	3	4	6187
01/09/2007	7A10006-05	8260	ND	ND	ND	ND	39	ND	437	ND	1940 D	21	ND	2437
04/03/2007	7D04039-05	8260	ND	ND	ND	2	ND	3	540 D	ND	2250 D	18	9	2822
07/05/2007	7G06018-02	8260	ND	ND	ND	ND	ND	ND	1320	ND	3120	ND	61	4501
10/09/2007	7J10006-06	8260	ND	ND	ND	ND	ND	ND	1400	ND	4220 D	ND	ND	5620
01/07/2008	8A08003-04RE1	8260	ND	ND	ND	ND	ND	ND	849	ND	362	ND	24	1235
04/08/2008	8D09003-05	8260	ND	ND	ND	ND	35 B	12	2910 D	ND	2120 D	ND	154	5231
07/16/2008	5417446	8260	ND	ND	ND	8	ND	5.2	770	ND	630	ND	130	1543.2
10/14/2008	5498677	8260	ND	ND	ND	10 J	ND	6.4 J	1000	ND	1400	ND	31	2447.4
01/15/2009	5578620	8260	ND	ND	ND	3.2 J	ND	2.7 J	630	ND	2000	ND	48	2683.9
04/13/2009	5647718	8260	ND	ND	ND	4.5 J	ND	ND	730	ND	2200	ND	50	2984.5
07/07/2009	5718469	8260	ND	ND	ND	19 J	ND	15 J	2600	ND	5000	ND	17 J	7651
10/06/2009	5799011	8260	ND	ND	ND	11 J	ND	8.6 J	1700	ND	5500	ND	8 J	7227.6
01/25/2010	5892346	8260	ND	ND	ND	ND	ND	ND	1400	ND	6300	ND	49 J	7749
04/06/2010	5946901	8260	ND	ND	ND	4.3 J	ND	5.1 J	940	ND	4300	ND	40	5289.4
07/21/2010	6039079	8260	ND	ND	ND	28	ND	20 J	2500	ND	4000	ND	13 J	6561
10/12/2010	6109759	8260	ND	ND	ND	8.5 J	ND	6.8 J	1400	ND	3100	ND	7 J	4522.3
01/24/2011	6190813	8260	ND	ND	ND	4.5 J	ND	4.2 J	970	ND	3400	ND	22 J	4400.7
04/12/2011	6256722	8260	ND	ND	ND	3 J	ND	4.3 J	560	ND	2600	1.8 J	ND	3169.1
07/18/2011	6348763	8260	ND	ND	ND	8.7 J	ND	6.9 J	1300	ND	3100	ND	26	4441.6
10/12/2011	6435906	8260	ND	ND	ND	7.2 J	ND	6.9 J	1100	ND	2900	ND	ND	4014.1
01/19/2012	6527712	8260	ND	ND	ND	2.3 J	ND	2.7 J	500	ND	2000	ND	2.3 J	2507.3

ND - Not detected, indicates parameter was analyzed for, but not detected at or above the reporting limit.

To address the NYSDEC concerns regarding the presentation and plotting of nondetected values, the data for 2001 to 2004 has been reevaluated and interpreted as follows:

- 1) Nondetected concentrations have been represented as ND for reporting purposes.
- 2) Total VOCs have been recalculated and represented as the sum of the detected parameters shown on this table.
- 3) The method change to 8260 was approved by the NYSDEC and changed in January 2005.

FORMER CARBORUNDUM FACILITY

WHEATFIELD, NEW YORK

Well Id: PW-3

Date	Lab Sample Id	Method	Carbon tetrachloride (ug/L)	Chloroform (ug/L)	1,1-Dichloroethane (ug/L)	1,1-Dichloroethene (ug/L)	Methylene chloride (ug/L)	Trans-1,2-dichloroethene (ug/L)	Cis-1,2-dichloroethene (ug/L)	1,1,1-Trichloroethane (ug/L)	Trichloroethylene (TCE) (ug/L)	Tetrachloroethylene (PCE) (ug/L)	Vinyl chloride (ug/L)	Total (ug/L)
04/04/2012	6607030	8260	ND	ND	ND	3.0 J	ND	3.4 J	570	ND	2700	ND	3.9 J	3280.3

ND - Not detected, indicates parameter was analyzed for, but not detected at or above the reporting limit.

To address the NYSDEC concerns regarding the presentation and plotting of nondetected values, the data for 2001 to 2004 has been reevaluated and interpreted as follows:

- 1) Nondetected concentrations have been represented as ND for reporting purposes.
- 2) Total VOCs have been recalculated and represented as the sum of the detected parameters shown on this table.
- 3) The method change to 8260 was approved by the NYSDEC and changed in January 2005.

FORMER CARBORUNDUM FACILITY

WHEATFIELD, NEW YORK

Well Id: PW-4

Date	Lab Sample Id	Method	Carbon tetrachloride (ug/L)	Chloroform (ug/L)	1,1-Dichloroethane (ug/L)	1,1-Dichloroethene (ug/L)	Methylene chloride (ug/L)	Trans-1,2-dichloroethene (ug/L)	Cis-1,2-dichloroethene (ug/L)	1,1,1-Trichloroethane (ug/L)	Trichloroethylene (TCE) (ug/L)	Tetrachloroethylene (PCE) (ug/L)	Vinyl chloride (ug/L)	Total (ug/L)
01/21/2009	5582430	8260	ND	ND	ND	ND	ND	ND	8.4	ND	55	ND	ND	63.4
04/16/2009	5649166	8260	ND	ND	ND	ND	ND	ND	2.7 J	ND	21	ND	ND	23.7
07/13/2009	5722294	8260	ND	ND	ND	ND	ND	ND	62	ND	350	ND	1.4 J	413.4
10/06/2009	5799007	8260	ND	ND	1.2 J	ND	ND	ND	62	6.3	480	ND	1.5 J	551
01/26/2010	5893225	8260	ND	ND	ND	ND	ND	ND	2.4 J	ND	29	ND	ND	31.4
04/07/2010	5948424	8260	ND	ND	ND	ND	ND	ND	3.1 J	ND	26	ND	ND	29.1
07/21/2010	6039077	8260	ND	ND	ND	ND	ND	ND	44	ND	320	ND	ND	364
10/12/2010	6109760	8260	ND	ND	50	4.4 J	ND	4 J	1000	27	59	ND	150	1294.4
01/24/2011	6190812	8260	ND	ND	ND	ND	ND	ND	16	ND	140	ND	ND	156
04/12/2011	6256725	8260	ND	ND	ND	ND	ND	ND	2.5 J	ND	26	ND	ND	28.5
07/20/2011	6352279	8260	ND	ND	ND	ND	ND	ND	13	ND	110	ND	ND	123
10/12/2011	6435907	8260	ND	ND	ND	ND	ND	0.93 J	59	ND	480	ND	ND	539.93
01/19/2012	6527713	8260	ND	ND	ND	ND	ND	ND	1.8 J	ND	23	ND	ND	24.8
04/04/2012	6607025	8260	ND	ND	ND	ND	ND	ND	3.7 J	ND	29	ND	ND	32.7

ND - Not detected, indicates parameter was analyzed for, but not detected at or above the reporting limit.

To address the NYSDEC concerns regarding the presentation and plotting of nondetected values, the data for 2001 to 2004 has been reevaluated and interpreted as follows:

- 1) Nondetected concentrations have been represented as ND for reporting purposes.
- 2) Total VOCs have been recalculated and represented as the sum of the detected parameters shown on this table.
- 3) The method change to 8260 was approved by the NYSDEC and changed in January 2005.

FORMER CARBORUNDUM FACILITY

WHEATFIELD, NEW YORK

Well Id: Quarry Pond														
Date	Lab Sample Id	Method	Carbon tetrachloride (ug/L)	Chloroform (ug/L)	1,1-Dichloroethane (ug/L)	1,1-Dichloroethene (ug/L)	Methylene chloride (ug/L)	Trans-1,2-dichloroethene (ug/L)	Cis-1,2-dichloroethene (ug/L)	1,1,1-Trichloroethane (ug/L)	Trichloroethylene (TCE) (ug/L)	Tetrachloroethylene (PCE) (ug/L)	Vinyl chloride (ug/L)	Total (ug/L)
04/24/2001	A1375203	8021	ND	ND	ND	ND	ND	ND	ND	ND	ND	ND	ND	ND
10/19/2001	A1A28803	8021	ND	ND	ND	ND	ND	ND	ND	ND	ND	ND	ND	ND
04/12/2002	A2351701	8021	ND	ND	ND	ND	ND	ND	ND	ND	ND	ND	ND	ND
07/11/2002	A2708312	8021	ND	ND	ND	ND	ND	ND	ND	ND	ND	ND	ND	ND
10/07/2002	A2999206	8021	ND	ND	ND	ND	ND	ND	ND	ND	ND	ND	ND	ND
04/08/2003	A3329703	8021	ND	ND	ND	ND	ND	ND	ND	ND	ND	ND	ND	ND
10/10/2003	A3983803	8021	ND	ND	ND	ND	ND	ND	ND	ND	ND	ND	ND	ND
04/13/2004	A4331503	8021	ND	ND	ND	ND	ND	ND	ND	ND	ND	ND	ND	ND
10/26/2004	A4A60301	8021	ND	ND	ND	ND	ND	ND	ND	ND	ND	ND	ND	ND
04/05/2005	A5317607	8260	ND	ND	ND	ND	ND	ND	ND	ND	ND	ND	ND	ND
10/06/2005	A5B19701	8260	ND	ND	ND	ND	ND	ND	ND	ND	ND	ND	ND	ND
04/13/2006	6D14002-04	8260	ND	ND	ND	ND	ND	ND	ND	ND	ND	ND	ND	ND
10/10/2006	6J11002-10	8260	ND	ND	ND	ND	ND	ND	ND	ND	ND	ND	ND	ND
04/04/2007	7D05011-06	8260	ND	ND	ND	ND	ND	ND	ND	ND	ND	ND	ND	
10/11/2007	7J12012-06	8260	ND	ND	ND	ND	2	ND	ND	ND	ND	ND	ND	2
04/16/2008	8D16026-02	8260	ND	ND	ND	ND	3 B	ND	ND	ND	ND	ND	ND	3
10/14/2008	5498681	8260	ND	ND	ND	ND	ND	ND	ND	ND	ND	ND	ND	ND
04/20/2009	5651168	8260	ND	ND	ND	ND	ND	ND	ND	ND	ND	ND	ND	ND
10/06/2009	5799014	8260	ND	ND	ND	ND	ND	ND	ND	ND	ND	ND	ND	ND
04/07/2010	5948421	8260	ND	ND	ND	ND	ND	ND	ND	ND	ND	ND	ND	ND
10/19/2010	6116889	8260	ND	ND	ND	ND	ND	ND	ND	ND	ND	ND	ND	ND
04/14/2011	6259037	8260	ND	ND	ND	ND	ND	ND	ND	ND	ND	ND	ND	ND
10/10/2011	6433656	8260	ND	ND	ND	ND	ND	ND	ND	ND	ND	ND	ND	ND
04/04/2012	6607029	8260	ND	ND	ND	ND	ND	ND	ND	ND	ND	ND	ND	ND

ND - Not detected, indicates parameter was analyzed for, but not detected at or above the reporting limit.

To address the NYSDEC concerns regarding the presentation and plotting of nondetected values, the data for 2001 to 2004 has been reevaluated and interpreted as follows:

- 1) Nondetected concentrations have been represented as ND for reporting purposes.
- 2) Total VOCs have been recalculated and represented as the sum of the detected parameters shown on this table.
- 3) The method change to 8260 was approved by the NYSDEC and changed in January 2005.

APPENDIX D

ELECTRONIC COPY OF THE REPORT IN PORTABLE DOCUMENT FILE (PDF) FORMAT