

February 25, 2015

Mr. Brian Sadowski
NYSDEC
Region 9
270 Michigan Avenue
Buffalo, New York 14203-2399


Subject: 2014 Periodic Review Report
Former Carborundum Facility, Wheatfield, New York
NYSDEC Site No. 932102

Dear Mr. Sadowski,

On behalf of Atlantic Richfield Company, enclosed is the 2014 Periodic Review Report for the former Carborundum Site in Wheatfield, New York. This report is issued in accordance with the October 1991 Record of Decision, the December 1991 Order on Consent, the December 1993 "Addendum to the Remedial Design/Remedial Action Work Plan," and the August 2013, Operations, Maintenance and Monitoring Manual. The periodic review report covers remedial activities at the site during the period from January 1 through December 31, 2014. The Institutional and Engineering Controls Certification Forms and related documentation are included in Appendix D of the report.

If you have any questions, please feel free to contact me at (716) 407-4990.

Sincerely,



George W. Hermance
Project Manager

cc: M. Teeling - Atlantic Richfield Company
M. Forcucci - NYSDOH
Krista Anders - NYSDOH
E. Fulwell - NCCC
K. Scott-Metaullics Systems

B. Sadowski - NYSDEC
J. Devauld - NCDOH
R. Locey - NYSDEC

2014 PERIODIC REVIEW

GROUNDWATER REMEDIATION PROGRAM

Former Carborundum Facility
2040 Cory Drive
Village of Sanborn, Town of Wheatfield, Niagara County, New York

Prepared for:



New York State
Department of Environmental Conservation
Division of Hazardous Waste Remediation
270 Michigan Avenue
Buffalo, New York 14203

Submitted by:

Atlantic Richfield Company

A BP affiliated company

201 Helios Way
Houston, TX 77079

Prepared by:

PARSONS

40 LA RIVIERE DRIVE, SUITE 350
BUFFALO, NEW YORK 14202

February 2015

TABLE OF CONTENTS

	<u>Page</u>
SECTION 1 INTRODUCTION.....	1-1
SECTION 2 GROUNDWATER REMEDIATION SYSTEM.....	2-1
2.1 Operations and Maintenance	2-1
2.2 System Performance in 2014.....	2-4
2.2.1 Hydraulic Control.....	2-4
2.2.2 Capture Zone Development.....	2-4
2.2.3 Groundwater Extraction and Mass Recovery.....	2-4
2.2.4 Treatment and SPDES Discharge.....	2-5
2.3 System Upgrades	2-5
2.4 Planned Future GRS Activities.....	2-5
SECTION 3 WASTE HANDLING PROGRAM.....	3-1
3.1 Personal Protective Equipment.....	3-1
3.2 Groundwater Treatment System Operations and Maintenance Materials	3-1
3.3 Onsite Soil Management.....	3-1
SECTION 4 PERMITS AND SITE MANAGEMENT	4-1
4.1 SPDES Permit For GRS	4-1
4.2 Air Registration	4-1
4.3 Site Management	4-1
SECTION 5 GROUNDWATER MONITORING, SAMPLING, AND ANALYSIS.....	5-1
5.1 Groundwater Monitoring.....	5-1
5.2 Niagara Quarry Seep and Pond Sampling	5-9
5.3 Future Sampling and Analysis.....	5-10

SECTION 6 HEALTH, SAFETY, SECURITY, AND ENVIRONMENT	6-1
6.1 Site Health, Safety, Security, and Environment Plan	6-1
6.2 Performance Report	6-1
SECTION 7 CONCLUSIONS	7-1
SECTION 8 REFERENCES.....	8-1

LIST OF FIGURES

Figure 1	Project Location Plan
Figure 2	Site Plan
Figure 3	Groundwater Recovery System Performance Summary

LIST OF TABLES

Table 1	Recovery Well Specifications
Table 2	Groundwater Remediation System (GRS) Performance Summary
Table 3	Summary of Groundwater Monitoring Program
Table 4	Monitoring Well Groundwater Sampling Data, January 2014
Table 5	Monitoring Well Groundwater Sampling Data, April 2014
Table 6	Natural Attenuation Analytical Result Summary, April 2014
Table 7	Monitoring Well Groundwater Sampling Data, July 2014
Table 8	Monitoring Well Groundwater Sampling Data, October 2014

LIST OF APPENDICES

Appendix A	VOC Analytical Summary Plots and Groundwater Elevation Contour Maps – 2014
Appendix B	Time Series Plots from Water Levels and Water Quality Database
Appendix C	SPDES Permit
Appendix D	Institutional and Engineering Controls Certification Forms

SECTION 1 INTRODUCTION

In accordance with the October 1991 Record of Decision, the December 1991 Order on Consent, the December 1993 "Addendum to the Remedial Design/Remedial Action Work Plan," and the August 2013 Operations, Maintenance and Monitoring Manual, this periodic review report for calendar year 2014 documents and summarizes the activities associated with the groundwater remedial action at the Former Carborundum Facility in Wheatfield, New York (Figures 1 and 2). These activities included groundwater recovery system (GRS) operations, waste handling activities, permit issues, sampling, and analysis.

The Site property is comprised of four parcels totaling approximately 40 acres. Currently, there is a manufacturing facility on the property with some associated administrative buildings and a groundwater recovery and treatment system. Construction of the most recent addition to the manufacturing facilities on the northernmost parcel was completed in November 2011. The majority of land immediately adjacent to the property is used for agricultural purposes. Private residences border the property along the western boundary of the Site. Surface topography generally slopes to the south toward the Niagara River. Surface water from the paved areas of the Site is collected by Metaullics' sewer system.

Trichloroethene (TCE) and 1,1,1-trichloroethane (1,1,1-TCA), which were previously released to the environment at the manufacturing facility during operations, are being addressed under the direction of New York State Department of Environmental Conservation (NYSDEC) (1991) under the 1991 Order on Consent and any modifications. TCE and its primary breakdown constituents, cis-1,2 dichloroethene and vinyl chloride, are present at select locations in the groundwater.

A groundwater recovery system (GRS) and a soil vapor extraction system (SVES) were constructed as part of the remedial action. The operation of the SVES was discontinued in 2001, and the system was dismantled.

In 2014, the GRS continued to treat extracted groundwater and discharge the treated water to the NYSDEC permitted State Pollutant Discharge Elimination System (SPDES) outfall. Sumps contained within three vaults in the manufacturing facility were connected to the GRS during 2012. The vault water collection and conveyance (VWCC) system was brought online on June 12, 2012. The GRS is being operated with goals to provide onsite hydraulic containment, and to prevent offsite migration of groundwater containing volatile organic compounds (VOCs).

The GRS system has been in operation since July 1994. Groundwater collection and treatment continues under the NYSDEC discharge permit. Groundwater exists at the top of rock and in four deeper zones. In 2001, the GRS was optimized to focus only on the top of rock and the most shallow bedrock zone (Zone 1). Operation and maintenance of the GRS, including groundwater monitoring, is ongoing.

SECTION 2

GROUNDWATER REMEDIATION SYSTEM

During 2014, operation of the GRS remained focused on onsite groundwater hydraulic containment and the prevention of off-site migration of groundwater containing dissolved VOCs at concentrations above action levels. The GRS continued to extract, treat, and discharge the treated water to the SPDES outfall. The following sections summarize the GRS operation, maintenance, and performance in 2014, and discuss its effectiveness, as well as planned future activities.

2.1 OPERATIONS AND MAINTENANCE

In 2014, Parsons conducted operation and maintenance (O&M) activities on GRS extraction wells P-2, P-3, P-4, PW-1, and PW-3, the three vault sumps in the VWCC, and the GRS treatment system. Table 1 provides the recovery well specifications (e.g., target water levels and on/off set points) used during the year. With operation of the VWCC, recovery well PW-4 was not operated in 2014. The goals of the O&M activities for the GRS were to maintain pumping at a rate necessary to achieve hydraulic control, and to maintain the treatment system to meet permitted treatment requirements. O&M activities included system inspections, routine maintenance, monitoring, sampling, system and equipment repairs, adjustment of pumping controls, and lawn care/snow removal from parking areas and driveways. Applicable monitoring and analytical equipment were calibrated per the manufacturer's specifications. Non-routine O&M activities conducted for the GRS during 2014 included:

- Cleared frozen portion of Vault 3 discharge line;
- Installed sample tap, valve, and a pressure gauge on PW-1 header;
- Repaired P-4 flow meter;
- Responded to pump-related alarms in PW-3, installed a new pump end;
- Responded to two alarms related to plugging in line from Vault 3;
- Replaced failing pump in Vault 3 (twice);
- Freed pump float stuck in Vault 3;
- Repaired pump P-805C;
- Cleaned flow meter for PW-3;
- Monitored the treatment system following a loss of heat transfer oil in Vault 3 for potential effect on system. Oil was removed from influent tanks with absorbent materials and tanks and piping were cleaned with a vacuum truck

and pressure washer. A monitoring program was enacted to confirm that the carbon in the treatment system reactors was not impacted. Oil was reclaimed by Metaullics, and Vault 3 was cleaned using a vacuum truck and pressure washer;

- The plant main power feed was lost, resulting in several days of downtime at the end of March 2014. A temporary power generator was connected to the treatment system and operations resumed. Permanent replacement of a new electrical service is in progress with completion planned for the first quarter of 2015;
- Repaired pump floats in Vault 1;
- Provided oversight of soils excavation for Metaullics paving project. Sampled segregated soils for potential disposal waste profiling;
- Replaced underground signal cable to well P-4;
- Completed pumping well redevelopment at each of the six pumping wells;
- Responded to an alarm that was a result of a generator failure;
- Replaced pump and level probe in Vault 1;
- Replaced blower pressure switch;
- Replaced pump motor in PW-1;
- Replaced containment sump pump float switch;
- Cleared blockage in Vault 1 pipeline;
- Replaced light fixture in PW-1 well house;
- Replaced pump end in PW-1;
- Repaired high level sensor in containment sump;
- Replaced flow meter at P-2;
- Installed hoses on vault water collection system (VWCC) bag filter drains;
- Reset telemetry for radio fault for P-3 and P-4;
- Completed a confined space entry into Vault 3 for inspection;
- Cleared blockage in Vault 3 line;

- Replaced pump motor at PW-3;
- Replaced exit sign/emergency light above main entrance doorway;
- Replaced level probe at Vault 2;
- Fixed stuck float switch at Vault 3;
- Responded to Vault 2 alarm due to stuck float switch;
- Reset proximity switch and PLC for pump failing to start in PW-1;
- Checked and cleaned the starter for PW-1 pump;
- Responded to alarms for Vault 2 pump failure to start;
- Cleared brush and small trees under pathway for new electrical service power lines;
- Replaced P-2 well house heater;
- Responded to alarm for high pressure between T-002 and T-801, tested and restarted system without issue;
- Cleared plug in Vault 2 discharge line;
- Replaced pump and level probe in Vault 2;
- Monitored soils excavation from sub-slab in the Metaullics filters building;
- Replaced heat trace and insulation on Vault 1 and Vault 2 trench;
- Cleaned PW-1 pump;
- Responded to alarm for PW-3 failing to start, restarted heaters and confirmed normal operation;
- Responded to alarm for high level at T-801 due to clogged bag filters. Replaced bag filters and confirmed normal operation;
- Responded to alarm due to power failure. A new generator was installed and the system was restarted; and
- Respond to alarm for heat trace failure. Determined issue and reset PLC.

2.2 SYSTEM PERFORMANCE IN 2014

Table 2 summarizes the GRS performance and system up time. The combined average system up time, based on operational hours relative to total hours, was approximately 96% during 2014. Up times for individual wells during 2014 was 95% at PW-3, 96% at P-2, P-3, and PW-1, to 97% at P-4. Up time for the VWCC system was 97%.

GRS performance in 2014 was gauged by the degree of hydraulic control, capture zone development, the magnitude of groundwater extraction, mass recovery, and treatment to meet SPDES discharge requirements. Performance of the GRS in 2014 and O&M plans for 2015 are discussed below.

2.2.1 Hydraulic Control

Migration control efforts continued to focus on the Top of Rock (TOR) and Zone 1 in 2014. Extraction wells PW-1, PW-3, P-2, P-3, and P-4 were utilized to achieve the objective of onsite migration control. Each of the wells extract groundwater from the TOR and Zone 1 at locations within or downgradient of former source areas (PW-1, PW-3, P-2), and at the downgradient property boundary (P-3 and P-4). Impacted groundwater is also recovered from the VWCC sumps in the vaults in the manufacturing facility. The high percentage of up time (operational time) for the extraction wells within the source areas (PW-1 and PW-3) and vaults facilitated migration control, with continuous source control throughout the period. Potential impacts to offsite areas were limited by up times of 96 to 97% at wells P-2, P-3, and P-4. Based on 2014 monitoring data and groundwater pumping rates, onsite groundwater migration control remains effective.

2.2.2 Capture Zone Development

The potentiometric surface plots for the TOR and Zone 1 in 2014 (Appendix A), up time for the VWCC system and other historical site-specific hydrogeological information (e.g., pumping test data and well development observations) indicate that the GRS has maintained the capture zone in the vicinity of the extraction wells. Groundwater capture and recovery for the vault sumps and extraction wells is consistent with the remedial action objectives.

2.2.3 Groundwater Extraction and Mass Recovery

Table 2 summarizes the extraction performance of the GRS based on flow rates from individual wells. Approximately 16.9 million gallons of groundwater were extracted by the wells and sumps in the GRS during 2014, yielding approximately 121.1 pounds of extracted VOCs. The average GRS recovery rate for 2014 was approximately 33.5 gpm as measured at the SPDES meter. These data indicate that the GRS continued to remove dissolved constituents in impacted groundwater during 2014.

The groundwater analytical database (Appendix B) contains VOC data for selected monitoring wells dating back to 1984. See Section 5 for a discussion of groundwater quality.

2.2.4 Treatment and SPDES Discharge

The average flow through the SPDES meter in 2014 was 33.5 gpm. During 2014, the discharge flow was monitored, and effluent samples were collected at the SPDES outfall (OU1) inside the treatment building. Monthly discharge reports (DMRs) were provided to NYSDEC, in compliance with the SPDES permit (NY0001988). In 2014, all analytical results were compliant with the SPDES permit with the possible exception of a single biochemical oxygen demand (BOD) sample collected on March 27, 2014. While non-detect, the reporting limit from the laboratory (<5.6 mg/L) for the sample was above the discharge permit limit (5 mg/L). The reporting limit for BOD analysis is determined by taking the oxygen depletion value observed for the sample multiplied by the final volume of the BOD sample divided by the sample aliquot analyzed. In the next BOD sample collected in April 2014, this calculation resulted in a reporting limit less than the permit limit, reporting BOD as not detected. A Report of Noncompliance Event for the March 27, 2014 BOD sample was submitted to NYSDEC with the March DMR.

2.3 SYSTEM UPGRADES

The VWCC conveys water from three of the vaults in the Metaullics facility to the treatment building. This system began operation on June 12, 2012. A pre-treatment system was installed within the current treatment building to filter the water from the vaults prior to entering Tank-801. Beginning in January 2013, a composite sample from TK-002 in the VWCC has been sampled on the same quarterly schedule as the six recovery wells.

To improve the efficiency of groundwater pumping operations, pumping well redevelopment was completed at each of the six pumping wells were redeveloped in 2014. The re-development was conducted to clean the extraction wells, and potentially increase flow rates from the pumping wells. Overall, some flow efficiencies were realized in select pumping wells following redevelopment.

2.4 PLANNED FUTURE GRS ACTIVITIES

In addition to continued operation, maintenance, and monitoring of GRS, the following activities are planned for 2015:

- System processes and procedures will continue to be reviewed, economized, upgraded and/or retrofitted as necessary to accommodate the groundwater recovery rate and treatment requirements.
- Downgradient chemical concentrations will continue to be evaluated to gauge the effectiveness of migration control.
- Update the site conceptual model. Revised site conceptual model will be used to re-evaluate the pump and treat alternative used at the site and consider other potential alternatives.
- Water entering the sumps within Metaullics operations is managed through the VWCC. Backup systems (pumps and level controls) and additional monitoring, such as oil detection, will be evaluated for possible installation.

SECTION 3 WASTE HANDLING PROGRAM

The waste handling program for the GRS consists of tracking the generation and the proper disposition of soils, personal protective equipment, debris, and O&M materials. The program is intended to provide compliance with applicable local, state, and federal regulations related to waste handling. During 2014, wastes generated during operation and maintenance of the GRS included personal protective equipment (PPE) and GRS materials (spent water filters). Waste handling and disposal was completed in accordance with NYSDEC requirements and will be documented in the annual Hazardous Waste Activity report.

3.1 PERSONAL PROTECTIVE EQUIPMENT (PPE)

During 2014, spent PPE was generated during routine O&M activities. PPE that had been in contact with hazardous materials was disposed of with the spent water filters. Spent PPE was disposed in February and August 2014. Waste PPE during the 2015 period will continue to be handled with waste O&M materials.

3.2 GROUNDWATER TREATMENT SYSTEM OPERATIONS AND MAINTENANCE MATERIALS

O&M of the treatment system may generate used filter bags, PPE, sediment from filtering, and spent carbon adsorption material. During operations, a 55-gallon drum is used (until full) to contain used filter bags and PPE, then disposed. Two drums of used filter bags and PPE, one drum of sediment from well redevelopment, and one drum of spent oil booms were disposed in August 2014 at a permitted hazardous waste incinerator located offsite. It is anticipated that the next drum of filter bags and PPE will be disposed in early 2015.

3.3 ONSITE SOIL MANAGEMENT

In 2014, there were two events that required monitoring of soil excavations in accordance with the June 2012 NYSDEC-approved Soils Management Plan. The two events were the monitoring of soil excavated from a utility trench inside the Metaullics filters building for the installation of a new furnace (December 2014) and excavation work related to new paving at the Metaullics facility (June 2014). During 2014, all soils generated during onsite maintenance activity were either used as backfill or stockpiled on the property.

In accordance with the Soils Management Plan, soils from above the geocomposite liner were determined to have no observable residual constituents and were used as backfill material. Soils excavated from under the liner were screened using a photoionization detector (PID) and observed for visual signs of contamination. Soils that exhibited sustained PID readings of less than 10 PPM and no visual or olfactory signs of contamination were used as backfill materials. Soils that were not needed for backfill and without obvious signs of contamination (odor, sheen) were stockpiled on site. Soils

that exhibited obvious visual or olfactory signs of contamination or had sustained PID readings above 10 PPM were not used to backfill the excavation, and were staged on plastic sheeting or contained (e.g., roll-off, drum) for subsequent characterization and disposal. In 2014, the soils that were staged for characterization were determined to be non-hazardous. With authorization from NYSDEC, the soils were subsequently stockpiled on the property per the Soils Management Plan.

SECTION 4

PERMITS AND SITE MANAGEMENT

Discharge from the GRS occurs under a SPDES permit for treated water discharged to Cayuga Creek. In addition, an air discharge registration is in place for vapor emissions from the air stripper. Key activities associated with the permit and the air registration are summarized below. Compliance with institutional and engineering controls is also discussed below.

4.1 SPDES PERMIT FOR GRS

The SPDES Permit for the GRS presently consists of Outfall 001A, located at the discharge of the GRS in the treatment building. The current permit is effective from April 1, 2012 through March 31, 2017. A copy of the SPDES Permit is provided in Appendix C. In 2014, samples collected for compliance with the SPDES permit were analyzed by Eurofins/Lancaster Laboratories, Inc. (LLI). The analytical results were compliant with the SPDES permit requirements with the exception of a high reporting limit for one BOD sample collected on March 27, 2014. While non-detect, the calculated reporting limit (<5.6 mg/L) for the sample was above the permit limit (5 mg/L). The reporting limit for BOD analysis is determined by taking the oxygen depletion value observed for the sample multiplied by the final volume of the BOD sample divided by the sample aliquot analyzed. In the next BOD sample collected in April 2014, this calculation resulted in a reporting limit less than the permit limit, reporting BOD as not detected. A Report of Noncompliance Event for the March 27, 2014 BOD sample was submitted to NYSDEC with the March DMR.

4.2 AIR REGISTRATION

In 2014, the facility continued to operate under a registration status in New York State. The registration does not expire. In November 2009, the configuration of the air emissions changed with the installation of the new discharge stack. The modification was approved by NYSDEC prior to implementing the change, and a revised source registration was submitted to NYSDEC to document the change in stack configuration.

4.3 SITE MANAGEMENT

The site consists of four parcels, upon which the responsible party maintains and monitors groundwater monitoring wells, and operates, monitors, and maintains a groundwater recovery and treatment system. Discharge from the groundwater treatment system is permitted under the SPDES permit. Institutional controls include a groundwater monitoring plan and an operations and maintenance plan for the GRS. Engineering controls include fencing for access control. For the parcel upon which the GRS is located, engineering controls include groundwater containment via pumping and treatment of recovered groundwater. The completed 2014 Institutional and Engineering Controls Certification Forms for the reporting period are included in Appendix D. All requirements have been met.

Monitoring and analytical instrumentation continue to be calibrated according to manufacturer's recommended maintenance procedures or by the manufacturer. Calibration records are kept on file at the Site.

SECTION 5

GROUNDWATER MONITORING, SAMPLING, AND ANALYSIS

Monitoring included both routine monitoring of groundwater conditions and discharges, as well as task-specific sampling and analysis events. The monitoring events that were conducted during the 2014 reporting period are summarized below.

5.1 GROUNDWATER MONITORING

Monitoring of groundwater conditions at this site includes both groundwater level measurements and groundwater quality sampling and analysis. On a quarterly basis, groundwater samples were collected and submitted for laboratory analysis of VOCs. Samples were collected in January, April, July, and October on the schedule defined in Table 3. Natural attenuation samples were also collected from selected wells in April. The sampling schedule used in 2014 was approved by NYSDEC in October 2005. All monitoring and laboratory data have been incorporated into the project database.

Groundwater samples were divided into three different groups based on historical analytical concentrations from individual wells. The sampling groups were identified as least impacted (low), medium impacted (medium), and most impacted (high). To the extent practicable, the wells in the low group were sampled first, followed by wells in the medium group, and lastly wells in the high group. Within each group, wells were sampled, to the extent feasible, from lowest to highest historical concentrations. Each sample submission group was marked on the chain-of-custody (COC) prior to delivery to the analytical laboratory. Quality assurance/quality control (QA/QC) samples included field duplicates and matrix spike/matrix spike duplicates (MS/MSD). QA/QC sample sets were collected at a rate of one per sample group.

Using standard protocols, each well was purged with a de-contaminated pump, dedicated high density polyethylene (HDPE) bailer, or the sampling port on the recovery well. During purging, field parameters (pH, specific conductivity, temperature, and turbidity) were measured and recorded. Purging continued until field parameters had stabilized and between three and five well volumes of water had been purged. After purging was complete, groundwater samples were collected from the monitoring and recovery wells. Field parameters were also measured immediately after sample collection.

The VOC samples were placed in pre-cleaned, labeled 40-ml glass vials provided by the analytical laboratory, Lancaster Laboratories, Inc. The sample vials did not contain preservative, in accordance with New York State guidance (DER-10). Three sample vials were collected from each well. The containers were visually inspected to confirm that they did not contain air bubbles. Samples collected for natural attenuation monitoring during the April groundwater sampling event were placed in the following pre-cleaned and labeled sample containers:

- Chemical Oxygen Demand (COD) – One 120 ml round amber glass with H₂SO₄ preservative.

- Biological Oxygen Demand (BOD) – One 500 ml round plastic with no preservative.
- Iron and Manganese – One 250 ml wide mouth plastic with HNO₃ preservative.
- Dissolved Organic Carbon – One 120 ml round amber glass with no preservative.
- Chloride/Nitrate/nitrite/sulfate – Two 40 ml glass vial with no preservative.
- Methane/ethane/propane – Two 40 ml glass vial with HCl preservative.

January 2014

The January 2014 quarterly groundwater monitoring event included sampling groundwater from 22 monitoring wells and six recovery wells. The event was completed between January 16 and 20. No low-flow samples were planned or collected during this quarterly sampling event. Field data collected during the sampling event are provided in Table 4. VOC analytical results are presented in Appendix B.

April 2014

The April 2014 quarterly event included sampling groundwater from 23 monitoring wells and six recovery wells, and low-flow sampling of groundwater for natural attenuation parameters (Table 6) at 15 of the 23 monitoring wells. Additionally, a surface water sample was collected from the Niagara Quarry. The groundwater sampling was completed between April 14 and 24. Field data collected during the April sampling event are provided in Table 5. Natural attenuation laboratory parameter results are provided in Table 6. VOC analytical results are presented in Appendix B.

Low-flow sampling methods were employed to collect 15 groundwater samples for natural attenuation parameters (see Table 6). A pneumatically operated bladder pump was placed approximately one to two feet above the well bottom. Groundwater was pumped through an in-line flow cell until groundwater quality readings for the indicator parameters (pH, temperature, conductivity, redox, and dissolved oxygen) stabilized. Purge volumes varied between 1 and 19 gallons. Once the parameters stabilized, the groundwater sample was collected.

July 2014

Fifty-six (56) monitoring wells and six recovery wells were sampled during the July event. The event was completed between July 8 and 16. No low-flow samples were planned or collected for this quarterly sampling event. Field data collected during the sampling event are provided in Table 7. VOC analytical results are presented in Appendix B.

October 2014

Twenty-three (23) monitoring wells and six recovery wells were sampled during the October sampling event. Additionally, a surface water sample was collected from the Niagara Quarry. The groundwater sampling event was completed between October 2 and 6. Field parameters collected during this sampling event are provided in Table 8. VOC

analytical results are presented in Appendix B. No low-flow samples were planned or collected during this quarterly sampling event.

Groundwater Quality

As mentioned in Section 2.2.1, recovery wells pump groundwater from the Top of Rock and Zone 1. The highest concentrations of trichloroethene (TCE), total 1,2-dichloroethene (total 1,2-DCE), and vinyl chloride (VC) have previously been identified in these upper zones. Some wells are screened across multiple zones. The deepest screened zone is used for the discussion below. The concentration of dissolved VOCs observed in groundwater samples from all zones in 2014 is generally consistent with historical trends. The concentrations for each 2014 sampling event are provided on maps presented in Appendix A. Time series plots showing historical and current analytical data, as well as analytical tables for current and historical results are provided in Appendix B.

Top of Rock

In the Top of Rock during 2014, total concentrations of dissolved VOCs generally ranged from below the analytical detection limits to 1,000 µg/L. Wells in which groundwater concentrations of one or more VOCs were above 1,000 µg/L or VOC concentrations were inconsistent with previous results are listed below:

- B-3M
 - TCE – In 2014, the TCE concentration (66 µg/L) was close to the historical range. Groundwater from Well B-3M had the highest TCE concentration (100 µg/L) to date in July 2013. TCE concentrations in groundwater from this well had previously been between 2 and 54 µg/L.
 - Total VOC, total 1,2-DCE and VC concentrations were in the range normally encountered at this location.
- B-14M
 - Chloroform – July 2014 analysis identified chloroform (18 µg/L) in groundwater, which had not previously been detected. The NYSDEC Class GA AWQS for chloroform is 7 µg/L.
 - TCE – The lowest TCE (51 µg/L) identified at B-14M was found in July 2014.
 - Total 1,2-DCE – The lowest total 1,2-DCE (5.8 µg/L) identified at B-14M was found in July 2014.
 - Total VOCs – The low total 1,2-DCE and TCE concentration resulted in total VOCs also being the lowest (75.38 µg/L). The historical trend for total VOCs in groundwater from B-14M is decreasing.

Zone 1

B-8M

- Chloroform – Chloroform was observed for the first time in July and again in October 2014 at 8.5 µg/L and 11 µg/L, respectively. The suspected source of the chloroform is from a potable water line leak in underground piping to the Metaullics facility.
- TCE – TCE has been typically observed at concentrations greater than 10,000 µg/L. In 2014, TCE concentrations were between 7,000 µg/L and 10,000 µg/L. The July 2014 TCE concentration (7,000 µg/L) was the lowest observed.
- Total 1,2-DCE – Historically, total 1,2-DCE concentrations ranged from 930 µg/L to 9,500 µg/L. In 2014, total 1,2-DCE concentrations ranged from 253 µg/L to 725 µg/L. The total 1,2-DCE concentration in April 2014 (253 µg/L) was the lowest observed since 2004.
- Total VOCs – The TVOC concentration in July 2014 (7,320 µg/L) was the lowest observed at this location. The overall trend for total VOCs in groundwater from this well remained steady, with a decreasing trend in total VOCs since 2012.

B-10M

- TCE – TCE in April and October 2014 (both 19 µg/L) was the lowest concentration of TCE detected at this location. Previous concentrations of TCE at this location had ranged from 22 to 92 µg/L.
- Total 1,2-DCE – Total 1,2-DCE range from not detected to 21 µg/L and in 2014, concentrations were between 1.6 µg/L and 1.9 µg/L. The second lowest observed total 1,2-DCE concentration was found in October 2014 (1.6 µg/L).
- Total VOCs – The low TCE and total 1,2-DCE concentrations at B-10M in October 2014 also resulted in the lowest TVOC concentration (22.1 µg/L) to date at this location. Data is consistent with the historically decreasing trend.

B-11M

- Chloroform – The July 2014 results identified the first detection of chloroform (21 µg/L).
- TCE – In 2014, TCE was measured at 2.3 µg/L, the lowest identified concentration in B-11M.
- Total 1,2-DCE – Total 1,2-DCE (not detected) was the lowest result identified to date.

- Total VOCs – TVOC (23.3 µg/L) was the lowest result identified to date. Since 2006, B-11M has shown a declining trend in TCE, VC, total 1,2-DCE and total VOC concentrations.
- B-17M
 - PCE – In 2014, PCE concentrations were between 7.7 and 15 µg/L. The 15 µg/L detection of PCE in July 2014 is the highest observed at this location.
 - TCE – TCE concentrations in 2014 ranged from 3,100 µg/L to 8,300 µg/L, consistent with previous results.
 - Total 1,2-DCE – In 2014, total 1,2-DCE concentrations were between 5,326 µg/L and 7,734 µg/L, consistent with previous results.
 - Total VOCs – Historically, the well shows a declining trend for VOCs.
- B-23M
 - TCE – In July 2014, TCE was detected at the highest concentration (220 µg/L) since monitoring began in 2001. Historically, TCE concentrations have been highly variable at B-23M.
 - Total VOCs – The overall trend at B-23M for total VOCs in groundwater is decreasing. Other VOCs were consistent with historical data.
- P-2
 - TCA – TCA concentrations in groundwater from P-2 during 2014 were between 260 µg/L in January and 790 µg/L in April 2014.
 - TCE – TCE concentrations ranged from 2,500 µg/L to 6,700 µg/L in 2014.
 - Total 1,2-DCE – Total 1,2-DCE concentrations in 2014 ranged from 262.5 µg/L in January to 756.3 µg/L in October.
 - Total VOCs – The overall trend at P-2 for total VOCs in groundwater is decreasing.
- P-3
 - TCE – TCE concentrations have historically ranged from not detected to 69 µg/L. In 2014, TCE concentrations ranged from not detected in January to 1.6 µg/L in April, consistent with recent results.
 - VC – Vinyl chloride was 11 µg/L in July 2014, which is its highest observed concentration. In October 2014, vinyl chloride declined to 7.6 µg/L.

- Total VOCs – Results for other VOCs were consistent with historical data during 2014. The overall trend for total VOCs since 2001 in groundwater from P-3 is decreasing.
- P-4
 - TCE – TCE concentrations ranged from 1,000 µg/L in October to 1,500 µg/L in January and were consistent with previous results.
 - Total 1,2-DCE – Total 1,2-DCE concentrations in groundwater from P-4 ranged in 2014 from 285.1 µg/L to 335.7 µg/L. These concentrations are lower than has been observed previously.
 - Total VOCs – Overall, observed trends are consistent with historical results. Concentrations of VOCs in groundwater from Recovery well P-4 have remained relatively stable since an increase in concentrations noted in 2002 after a change in the screened interval of the well in 2001.
- PW-1
 - TCE – was detected in January 2014 at 4,700 µg/L, close to its historic high.
 - Total 1,2 DCE – was 1,710 µg/L in January 2014.
 - Total VOCs – Total VOCs were 6,530 in January 2014 µg/L. The April, July, and October 2014 results from PW-1 showed all analytes returning to historically observed levels. Since 2001 there appears to be a decreasing trend in total VOC concentrations in this recovery well.
- PW-3
 - Chloroform – Chloroform was detected at 15 µg/L in July 2014, but decreased to 4.4 µg/L in the October 2014.
 - TCE – In 2014, TCE concentrations ranged from 160 to 800 µg/L, consistent with historic trends. The TCE concentration of 160 µg/L in October is the lowest observed at PW-3.
 - Total 1,2-DCE – In 2014, total 1,2-DCE concentrations ranged from 37 µg/L in July to 171.4 µg/L in January. The July 2014 concentration of total 1,2-DCE (37 µg/L) is the lowest observed at PW-3.
 - Total VOCs – The lowest total VOC concentration observed at PW-3 was in October 2014 (213.8 µg/L). Overall, there is a decreasing trend for total VOCs in PW-3.

- PW-4
 - Chloroform – In 2014, chloroform was detected in the July event at 2.9 µg/L. Chloroform had not been previously detected and was not detected in the October sampling event.
 - TCE – TCE concentrations ranged from 3.7 µg/L in October to 19 µg/L in January, with October's TCE result the second lowest observed at PW-4.
 - Total 1,2-DCE – Total 1,2-DCE concentrations varied between 1.3 µg/L (July) and 2.3 µg/L (January) in 2014, below the historic concentration range. The July result for total 1,2-DCE is the lowest observed to date at PW-4.
 - Total VOCs – Total VOCs at PW-4 were lower in 2014 than previously observed and ranged from 5.5 µg/L in October to 21.3 µg/L in January. The previous lowest total VOC result was in April 2009 (23.7 µg/L). Overall there is a decreasing trend of total VOC concentration in groundwater from PW-4. Concentrations of all VOCs were below State of New York Class GA water quality standards in October 2014.

Deeper Bedrock Groundwater

VOC concentrations in deeper groundwater zones (Zones 2, 3, and 4) were typically orders of magnitude lower than those in the Top of Rock zone and Zone 1. Concentrations in the majority of the wells ranged from less than detection limits to 5 µg/L. Only six wells contained concentrations above 10 µg/L in 2014. Results for these zones are displayed graphically in Appendix A.

Zone 2

- B-38M
 - TCE – ranged from 59 µg/L in April to 40 µg/L in July, consistent with historical data.
 - Total VOCs – Total VOCs show a declining trend over time in this well.
- B-42M
 - TCE – The January result for TCE (1.8 µg/L) was the lowest observed at this location to date.
 - Total 1,2-DCE – The January results for total 1,2-DCE (2.2 µg/L) was the lowest observed at this location to date,
 - Total VOCs – The low January TCE and total 1,2-DCE resulted in the lowest total VOCs concentration of 4 µg/L. The April, July, and October sampling event results were within the historically observed ranges. Overall, there is a decreasing trend for total VOCs in this well.

- B-46M
 - TCE – In 2014, TCE concentrations were within the range typically encountered: 5.1 ug/L (range at B-46M from not detected to 11 ug/L).
 - Total 1,2-DCE – In 2014, total 1,2-DCE concentrations were within the range typically encountered: 32.5 ug/L (range at B-46M from 1.8 ug/L to 150 ug/L).
 - VC – In 2014, VC concentrations were within the range typically encountered: 1.9 ug/L (range at B-46M from not detected to 6.4 ug/L).
 - Total VOCs – In 2014, total VOC concentrations were within the range typically encountered.
- B-50M
 - TCE – In 2014, TCE concentrations were slightly elevated above the range typically encountered: 100 ug/L (range at B-50M from not detected to 91 ug/L).
 - Total 1,2-DCE – In 2014, total 1,2-DCE concentrations were slightly elevated above the range typically encountered: 26.6 ug/L (range at B-50M from not detected to 26.6 ug/L).
 - Total VOCs – In 2014, elevated individual VOC concentrations resulted in the highest total VOCs observed at this location of 126.6 µg/L. The trend for total VOCs is increasing at B-50M.
- B-53M
 - TCE – In 2014, the analytical result for TCE was the lowest observed (1.6 µg/L).
 - Total VOCs – The low TCE result resulted in the lowest total VOC concentration (2.54 µg/L) observed at this location. The trend for total VOCs at B-53M is increasing although in 2014 each individual analyte was below the NYSDEC groundwater standards.
- B-56M
 - TCE – B-56M was sampled quarterly in 2014 and had a TCE concentration that ranged from 21 µg/L to 51 µg/L, consistent with previous results.
 - Total 1,2-DCE – Total 1,2-DCE concentrations ranged from 3.9 µg/L to 9.7 µg/L during 2014. The data are consistent with historical concentrations.
 - Total VOCs – In 2014, total VOC concentrations were within the range typically encountered:

Zone 3

- B-18M
 - TCE – In July 2014, TCE was detected at 4.5 µg/L.
 - Total 1,2-DCE – In July 2014 total 1,2-DCE was detected at 41.7 µg/L.
 - VC – In July 2014, VC was detected at 14 µg/L.
 - Total VOCs – Each of the individual VOCs and total VOC concentration were in the range historically observed.
- B-43M
 - TCE – TCE was within the typically observed range with 2014 concentrations from not detected in October to 13 ug/L in April.
 - Total 1,2-DCE – total DCE concentrations were within the range typically observed at this location ranging from 5.2 ug/L in April to 7.4 ug/L in July.
 - VC – VC concentrations were within the range typically observed at this location ranging from 1.5 ug/L in April to 3.8 µg/L in July.
 - Total VOCs – Total VOC concentrations were within the range typically observed at B-43M ranging from 10.3 ug/L in October to 19.7 ug/L in April.

Zone 4

- B-44M
 - TCE – TCE concentrations ranged from 3.8 ug/L in January to 53 ug/L in April, within the historic concentration range.
 - Total 1,2-DCE – Total 1,2-DCE ranged from 10.6 ug/L in July and October to 20.6 ug/L in April.
 - VC – VC was between 2.7 ug/L in April and 4.4 ug/L in January.
 - Total VOCs – Total VOCs ranged from 25.37 ug/L July to 82.6 ug/L in April.

5.2 NIAGARA QUARRY SEEP AND POND SAMPLING

In conjunction with the groundwater monitoring, ponded water was sampled at the Niagara Quarry on April 14 and October 10, 2014. Due to dry conditions, seep samples could not be collected.

No analytes were identified above the analytical detection limits in the samples from the quarry pond. These results are consistent with historical results. In previous communications with the land owner, NYSDEC has indicated that there appears to be no

health risk associated with the quarry seeps. Monitoring of VOC concentrations in the quarry during the Spring and Fall will continue through 2015.

5.3 FUTURE SAMPLING AND ANALYSIS

Scheduled activities for the 2015 annual period include the following:

- Quarterly water level measurements in monitoring and recovery wells;
- Continued groundwater recovery from wells (PW-1, PW-3, P-2, P-3, and P-4) and vaults 1, 2, and 3 in the VWCC;
- Continued collection of vault water from three sumps at the Metaullics facility. This water is pre-treated by filtering at the onsite treatment plant prior to entering the groundwater treatment train at the influent tank (T-801);
- Quarterly sampling and chemical analysis of selected monitoring wells and the recovery wells as identified in Table 3. The April 2015 event will include both natural attenuation field and laboratory parameters;
- Restructure the scope of the groundwater monitoring program by evaluating reductions in sampling locations and sampling events based on historical data;
- Annual sampling and chemical analysis for monitoring and recovery wells as identified in Table 3; and
- Semi-annual sampling of Niagara Quarry wall seeps (when present) and ponded water.

SECTION 6

HEALTH, SAFETY, SECURITY, AND ENVIRONMENT

The site HSSE program was undertaken in accordance with OSHA 1910.120 and was restricted to Level D protection requirements during non-intrusive activities.

6.1 SITE HEALTH, SAFETY, SECURITY, AND ENVIRONMENT PLAN

Contractors assigned to the remediation efforts operated under the provisions of the Site HSSE Plan. The site HSSE Plan was updated, as appropriate, during 2014. The HSSE plan is part of the OM&M manual. New personnel assigned to the Site are given a health and safety orientation that includes a review of the HSSE Plan.

6.2 PERFORMANCE REPORT

During 2014, no accidents or incidents occurred at the Site. A summary of the manhours worked relative to reportable accidents, injuries, incidents and releases during the 2014 annual period is shown below:

- Total Site Manhours Worked – 2014 Annual Period: 1,537
- Total Hours without accident, incident, or release: 1,537
- Reportable Accidents or Injuries: None
- Reportable OSHA Incidents: None
- Reportable Quantities Released: None

SECTION 7 CONCLUSIONS

In accordance with the Site's decision documents and the OM&M manual (August 2013), and based on the discussion herein, the following conclusions can be drawn for the periodic review period of January 1 through December 31, 2014. The forms documenting that site management requirements have been met during the period are provided in Appendix D of this report.

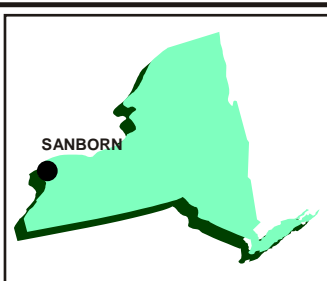
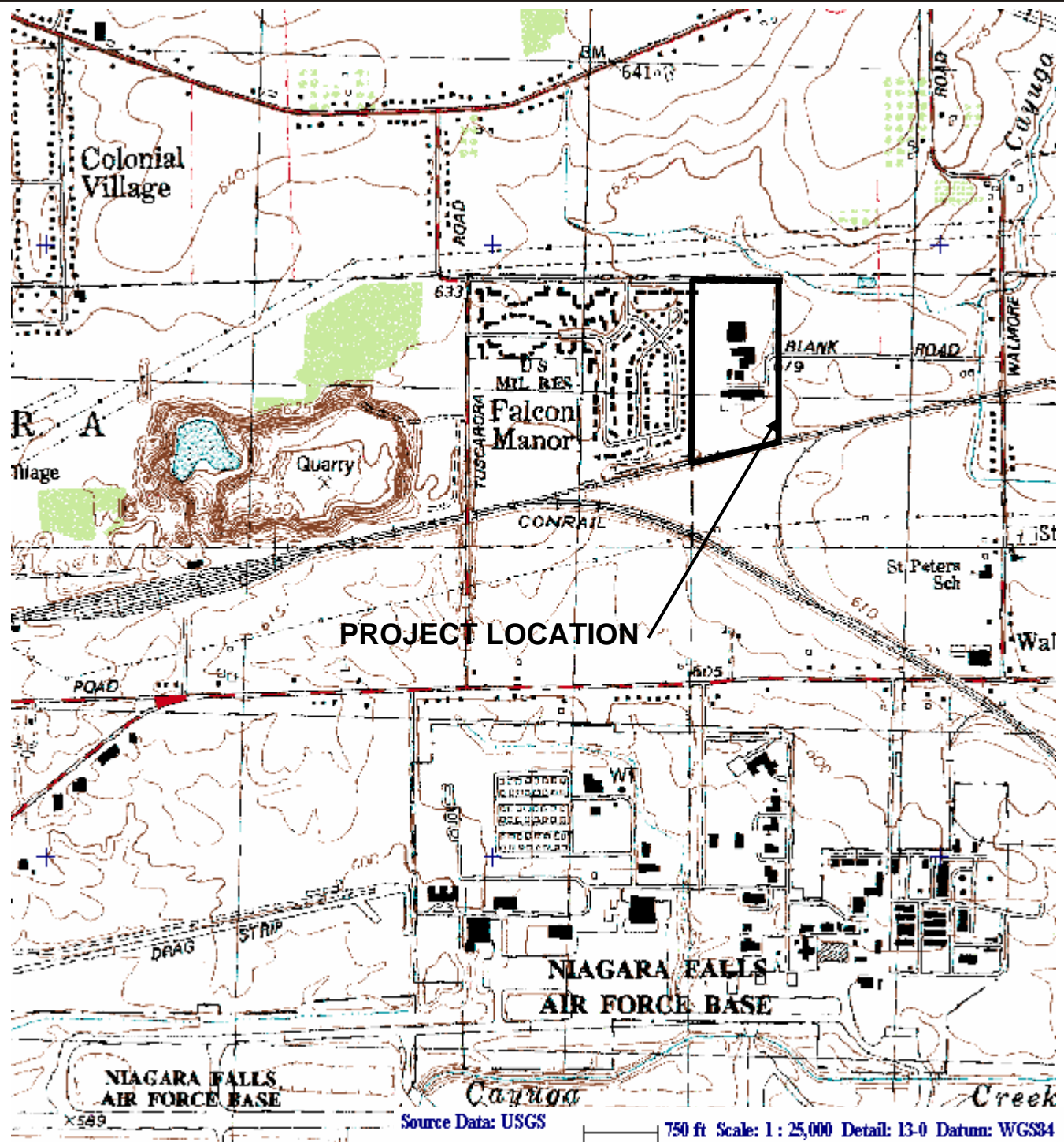
- The operations and maintenance requirements were met during the period.
- The monitoring requirement for all of the property was met during the period.
- Operation of the GRS continued throughout the period to facilitate migration control and continuous source control within the top of rock and Zone 1.
- Operation of the GRS continued to maintain the capture zones in the vicinity of the extraction wells.
- Collection of water from the sump in three vaults at the Metaullics facility remains operational.

SECTION 8

REFERENCES

1. Parsons, 2006, Operations, Monitoring, and Maintenance Manual at Former Carborundum Facility, Wheatfield, New York, September 2006 (partial revision in March, 2007).
2. Parsons, 2014, 2013 Periodic Review, Groundwater Remediation Program, Former Carborundum Facility, Wheatfield, New York, March 2014.
3. Haley & Aldrich, 2003, Upgradient Hydrologic Investigation Data Results, Former Carborundum Facility, Wheatfield, New York, January 2003.
4. Haley & Aldrich, 2001, Groundwater Migration Control Status Report, Former Carborundum Facility, Wheatfield, New York, May 2001.
5. Haley & Aldrich, 2001, Soil Closure Report, Former Carborundum Facility, Wheatfield, New York, March 2001.
6. Haley & Aldrich, 1998, Evaluation of Soil and Groundwater Remediation Efforts, 1992 to 1998 Former Carborundum Facility, Wheatfield, New York, November 1998.
7. New York State Department of Environmental Conservation, 1991, Order On Consent, Site #932102, Index #B9-0229-88-07, December 1991.
8. Wiedemeier, T.H., Swanson, M.A., Moutoux, D.E., Gordon, E.K., Wilson, J.T., Wilson, B.H., Kampbell, D.H., Hansen, J.E., Hass, P., and Chapelle, F.H., 1996, Technical Protocol for Evaluating Natural Attenuation of Chlorinated Solvents in Groundwater: US Air Force Center for Environmental Excellence, San Antonio, Texas.
9. Wiedemeier, T.H., Wilson, J.T., Kampbell, D.H., Miller, R.N., and Hansen, J.E., 1995, Technical Protocol for Implementing Intrinsic Remediation with Long-term Monitoring for Natural Attenuation of Fuel Contamination Dissolved in Groundwater: US Air Force Center for Environmental Excellence, San Antonio, Texas.
10. Haley & Aldrich, 1993, Addendum to the Remedial Design/Remedial Action Work Plan, Former Carborundum Facility, Wheatfield, New York, December 1993.
11. Haley & Aldrich, 1993, RD/RA Work Plan Addendum, Carborundum Facility, Wheatfield, New York, December 1993.

FIGURES



New York
Quadrangle

LATITUDE: N43° 07' 43"
LONGITUDE: W78° 56' 18"



SOURCE: DeLORME 3-D
TOPOQUAD PROGRAM

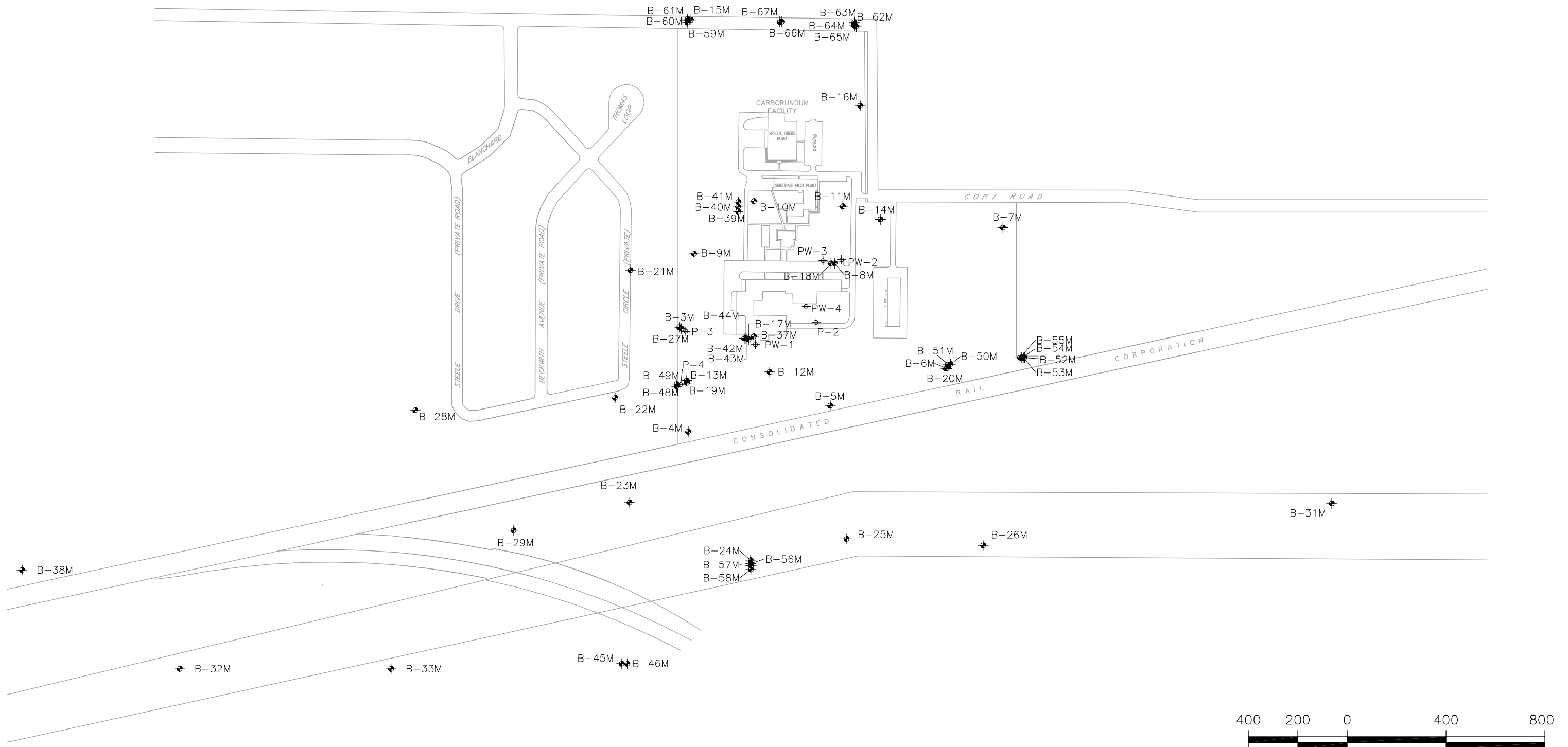
FIGURE 1

ATLANTIC RICHFIELD COMPANY
FORMER CARBORUNDUM FACILITY
WHEATFIELD, NEW YORK

PROJECT LOCATION PLAN

PARSONS

40 LA RIVIERE DRIVE, SUITE 350 BUFFALO, NEW YORK, 14202 * (716) 541-0730



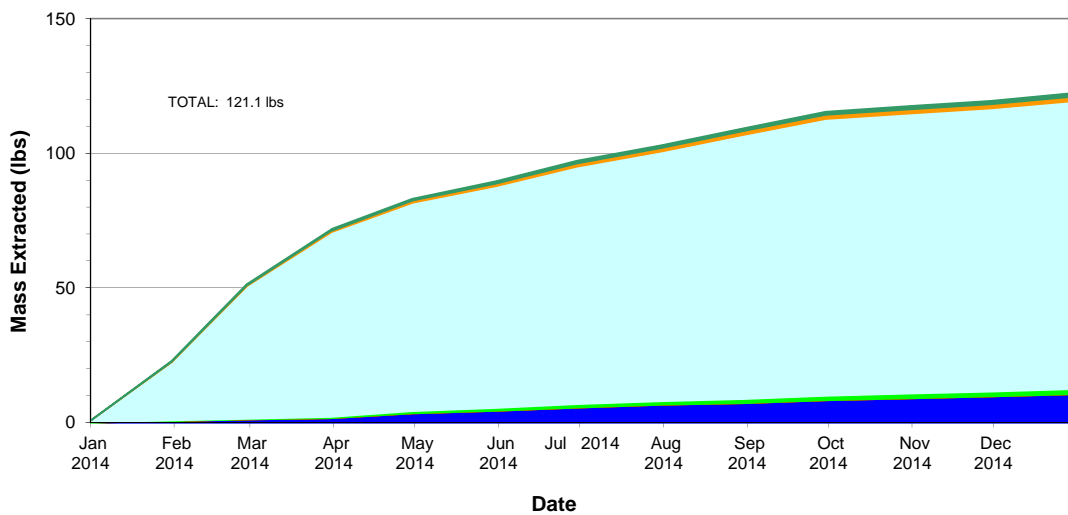
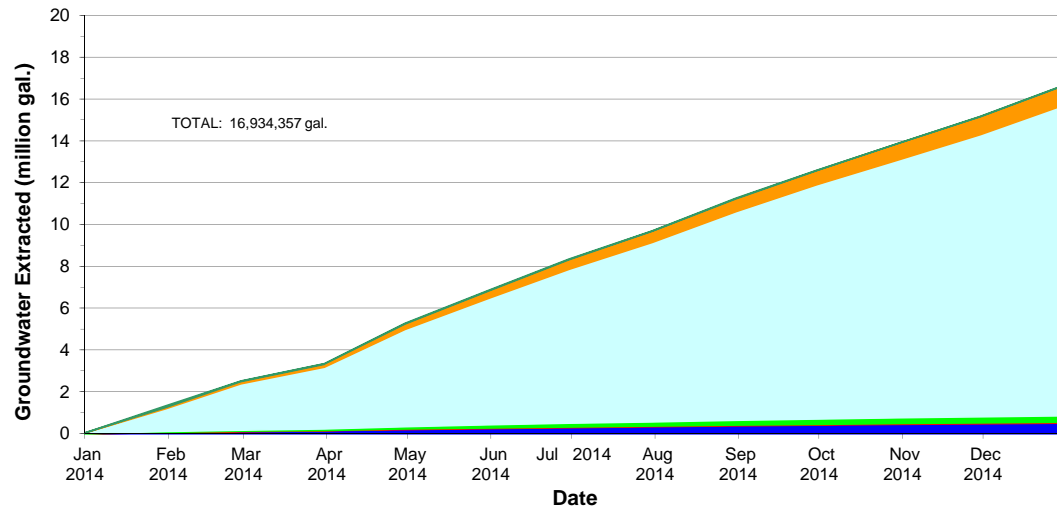
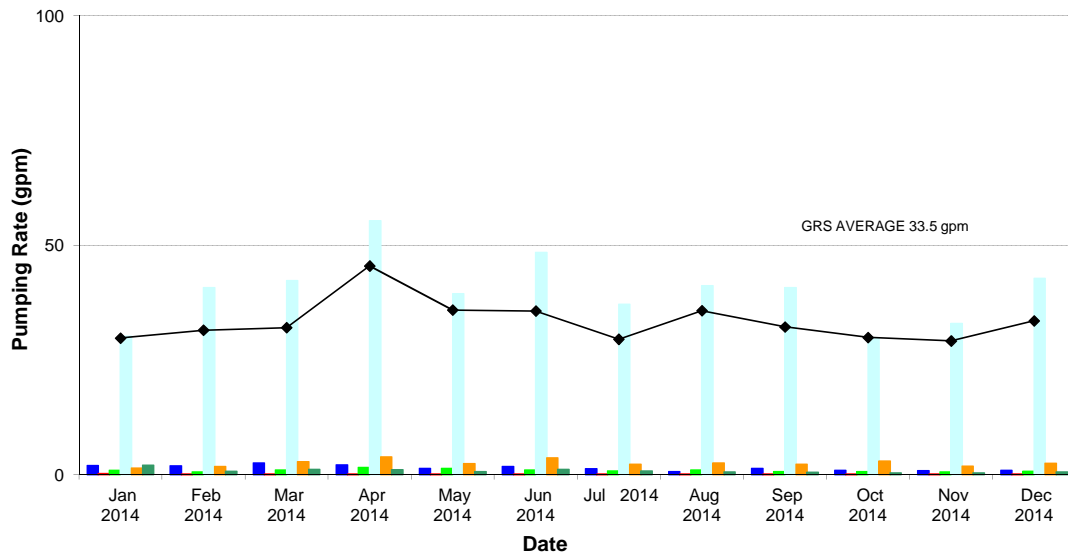
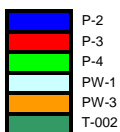
LEGEND:

- MONITORING WELL
- PUMPING WELL

PARSONS
40 LA RIVIERE DRIVE, SUITE 350
BUFFALO, NEW YORK 14202
716-541-0730

FIGURE 2

ATLANTIC RICHFIELD COMPANY
FORMER CARBORUNDUM FACILITY
SITE PLAN

**Legend:****Notes:**

1. Totals represent a running cumulative of all pumping wells.
2. Totals are for the period of 01/01/14 to 12/31/14 only.

PARSONS

ATLANTIC RICHFIELD COMPANY
FORMER CARBORUNDUM FACILITY
WHEATFIELD, NEW YORK

**GROUNDWATER RECOVERY SYSTEM
PERFORMANCE SUMMARY**

March 2013

TABLES

TABLE 1
RECOVERY WELL SPECIFICATIONS
Former Carborundum Facility
Wheatfield, New York

Well	Revision Date	Grundfos Pump Model Number	Revised Well Bottom Depth (ft)	Approximate Intake Depth (ft)	Target Water Level Depth (ft)	Revised Set Points		
							Depth	Range
P-2	9/13/2010	5S03-9 0.5 hp - 5gpm	26.4	24.4	21.9	On Off	18.9 21.9	3.0
P-3	9/13/2010	5S03-9 0.5 hp - 5gpm	33.7	31.7	30.0	On Off	26.2 30.0	3.8
P-4	9/13/2010	5S03-9 0.5 hp - 5gpm	34.2	32.2	30.2	On Off	26.7 30.2	3.5
PW-1	9/13/2010	25S15-20 1.5 hp - 25 gpm	29.8	27.8	24.8	On Off	21.8 24.8	3.0
PW-3	9/13/2010	5S03-9 0.5 hp - 5gpm	18.2	16.7	14.2	On Off	10.2 14.2	4.0
PW-4	9/13/2010	75S75-12 5 hp - 120 gpm	30.8	26.0	23.3	On Off	20.8 23.3	2.5

Revised 1/27/2011

TABLE 2
GRS PERFORMANCE SUMMARY
Former Carborundum Facility
Wheatfield, New York

Well	Category	Units	January 2014	February 2014	March 2014	April 2014	May 2014	June 2014	July 2014	August 2014	September 2014	October 2014	November 2014	December 2014	Annual Total 2014
		Days	31	28	31	30	31	30	31	31	30	31	30	31	365
P-2	Uptime	(%)	100%	99%	35%	100%	99%	99%	100%	99%	100%	100%	99%	98%	96%
	Average Flow	(gpm)	1.95	1.88	2.53	2.05	1.32	1.72	1.21	0.61	1.32	0.92	0.83	0.91	1.4
	Total Flow	(gal)	49694	77952	59998	88333	58411	73607	64595	60061	55064	41160	35674	40955	705504
	VOC Concentration	(ppb)	2766	2766	2766	5401	5401	5401	7250	7250	7250	7490	7490	7490	NA
	Total Contaminant Removed	(lbs)	1.1	1.8	1.4	4.0	2.6	3.3	3.9	3.6	3.3	2.6	2.2	2.6	32.5
P-3	Uptime	(%)	100%	99%	35%	100%	97%	99%	100%	99%	100%	100%	99%	98%	96%
	Average Flow	(gpm)	0.22	0.01	0.02	0.02	0.02	0.08	0.04	0.05	0.04	0.02	0.02	0.03	0.0
	Total Flow	(gal)	30897	583	406	1032	1061	3465	1943	2282	1515	1048	894	1171	46297
	VOC Concentration	(ppb)	28	28	28	76	76	76	85	85	85	63	63	63	NA
	Total Contaminant Removed	(lbs)	0.0	0.0	0.0	0.0	0.0	0.0	0.0	0.0	0.0	0.0	0.0	0.0	0.0
P-4	Uptime	(%)	100%	99%	52%	100%	95%	99%	100%	99%	100%	100%	99%	98%	97%
	Average Flow	(gpm)	0.88	0.54	0.94	1.53	1.29	0.95	0.72	0.97	0.63	0.60	0.51	0.71	0.9
	Total Flow	(gal)	48,404	13,739	21,940	65,730	54,569	40,715	33,400	44,734	24,368	26,765	22,221	31,772	428,357
	VOC Concentration	(ppb)	1,842	1,842	1,842	1,544	1,544	1,544	1,410	1,410	1,410	1,289	1,289	1,289	NA
	Total Contaminant Removed	(lbs)	0.7	0.2	0.3	0.8	0.7	0.5	0.4	0.5	0.3	0.3	0.2	0.3	5.4
PW-1	Uptime	(%)	100%	99%	35%	100%	98%	99%	100%	99%	100%	100%	99%	98%	96%
	Average Flow	(gpm)	30.11	40.70	42.25	55.26	39.35	48.35	37.07	41.14	40.73	29.65	32.91	42.74	39.9
	Total Flow	(gal)	1,362,735	1,606,284	1,106,894	2,380,448	1,726,999	2,064,153	2,012,217	1,674,407	1,930,187	1,327,216	1,420,762	1,910,183	20,522,485
	VOC Concentration	(ppb)	6,476	6,476	6,476	962	962	962	1,026	1,026	1,026	338	338	338	NA
	Total Contaminant Removed	(lbs)	73.6	86.8	59.8	19.1	13.9	16.6	17.2	14.3	16.5	3.7	4.0	5.4	331.0
PW-3	Uptime	(%)	100%	96%	33%	100%	99%	99%	100%	99%	90%	100%	99%	98%	95%
	Average Flow	(gpm)	1.36	1.74	2.81	3.82	2.37	3.60	2.20	2.48	2.19	2.90	1.78	2.46	2.5
	Total Flow	(gal)	75,552	61,231	68,096	164,701	104,882	154,744	122,696	114,975	84,936	129,994	76,869	110,124	1,268,800
	VOC Concentration	(ppb)	974	974	974	499	499	499	304	304	304	209	209	209	NA
	Total Contaminant Removed	(lbs)	0.6	0.5	0.6	0.7	0.4	0.6	0.3	0.3	0.2	0.2	0.1	0.2	4.8
Vaults	Uptime	(%)	100%	100%	30%	100%	100%	100%	100%	100%	100%	100%	100%	100%	97%
	Average Flow	(gpm)	2.02	0.67	1.12	1.02	0.61	1.10	0.75	0.53	0.45	0.31	0.34	0.53	0.8
	Total Flow	(gal)	89,962	27,030	27,475	44,100	27,300	47,675	33,425	23,538	19,425	14,000	14,525	23,625	392,080
	VOC Concentration	(ppb)	1,602	1,602	1,602	934	934	934	954	954	954	1,690	1,690	1,690	NA
	Total Contaminant Removed	(lbs)	1.2	0.4	0.4	0.3	0.2	0.4	0.3	0.2	0.2	0.2	0.2	0.3	4.2
GRS Total	Uptime	(%)	100%	99%	36%	100%	98%	99%	100%	99%	98%	100%	99%	99%	96%
	Average Flow	(gpm)	29.74	31.45	32.02	45.45	35.85	35.63	29.49	35.70	32.17	29.87	29.12	33.51	33.5
	Total Flow	(gal)	1,333,246	1,256,626	846,379	1,958,105	1,595,970	1,521,075	1,384,868	1,575,624	1,352,519	1,338,608	1,272,701	1,498,636	16,934,357
	VOCs to Influent	(ppm)	2,033	2,715	2,851	685	482	591	485	487	529	183	184	227	954
	Total Contaminant Removed	(lbs)	22.6	28.5	20.1	11.2	6.4	7.5	5.6	6.4	6.0	2.0	2.0	2.8	121.1

Notes:

1. For the period of 1/01/14 to 12/31/14.
2. Uptime estimated and reflects potential uptime.
3. Flow rates are estimated throughout the period due to meter malfunctions.
4. VOC Concentration (see above) equals the sum of the compounds cis-1,2-DCE, trans-1,2-DCE, tetrachloroethene, and trichloroethene.
5. Mass removed is based on the percentage of flow through the SPDES meter.

TABLE 3
SUMMARY OF GROUNDWATER MONITORING PROGRAM
Former Carborundum Facility
Wheatfield, New York

WELL No.	GROUNDWATER SAMPLING			
	JAN	APR	JUL	OCT
B-3M			S	
B-4M			S	
B-5M			S	
B-6M	S	S	S	S
B-7M			S	
B-8M	S	S/LF/NA	S	S
B-9M	S	S	S	S
B-10M		S/LF/NA	S	S
B-11M			S	
B-12M			S	
B-13M	S	S/LF/NA	S	S
B-14M			S	
B-15M			S	
B-16M			S	
B-17M	S	S/LF/NA	S	S
B-18M			S	
B-19M	S	S/LF/NA	S	S
B-20M			S	
B-21M	S	S	S	S
B-22M	S	S/LF/NA	S	S
B-23M	S	S/LF/NA	S	S
B-24M	S	S	S	S
B-25M				
B-26M			S	
B-27M				
B-28M	S	S	S	S
B-29M			S	
B-31M			S	
B-32M			S	
B-33M			S	
B-34M				
B-35M				
B-37M				
B-38M	S	S	S	S
B-39M	S	S/LF/NA	S	S
B-40M	S	S/LF/NA	S	S
B-41M	S	S/LF/NA	S	S
B-42M	S	S/LF/NA	S	S
B-43M	S	S/LF/NA	S	S
B-44M	S	S/LF/NA	S	S
B-45M			S	
B-46M			S	
B-48M	S	S/LF/NA	S	S
B-49M	S	S/LF/NA	S	S
B-50M			S	
B-51M			S	
B-52M			S	
B-53M			S	
B-54M			S	
B-55M			S	
B-56M	S	S	S	S
B-57M	S	S	S	S
B-58M			S	
B-59M			S	
B-60M			S	
B-61M			S	
B-62M			S	
B-63M			S	
B-64M			S	
B-65M			S	
B-66M			S	
B-67M			S	
P-2	S	S	S	S
P-3	S	S	S	S
P-4	S	S	S	S
PW-1	S	S	S	S
PW-3	S	S	S	S
PW-4	S	S	S	S
Quarry		S		S

- Notes:
1. S indicates that groundwater sampling and analysis will be performed. LF indicates low flow sampling.
NA Indicates that natural attenuation sampling and analysis will be performed.
 2. July was selected as the annual sampling event.
 3. The well sampling may change as the groundwater remediation program alters the plume configuration.
 4. Water Levels are to be collected from every well, on a quarterly basis.

TABLE 4
MONITORING WELL GROUNDWATER SAMPLING DATA
JANUARY 2014 QUARTERLY SAMPLING EVENT
FORMER CARBORUNDUM COMPANY
WHEATFIELD, NEW YORK

Monitoring Well ID	Date	Time	pH (standard units)	Specific Conductance (uS/cm)	Temperature (deg F)	Turbidity (NTU)	Remarks
P-2	1/17/14	15:20	8.04	0.57	99.7	13.2	Pumping well
P-3	1/16/14	11:40	7.95	1.23	50.3	26.9	Pumping well
P-4	1/16/14	13:25	7.74	0.97	50.3	1.19	Pumping well
PW-1	1/16/14	11:25	7.77	0.84	51.3	2.84	Pumping well
PW-3	1/17/14	10:55	8.01	1.88	51.5	20.2	Pumping well
PW-4	1/17/14	15:20	7.79	0.59	49.0	177	Pumping well
B-6M	1/17/14	9:40	7.78	0.92	49.4	151	
B-8M	1/17/14	10:25	7.70	0.73	49.6	1000+	
B-9M	1/17/14	11:05	7.81	0.37	46.1	25.9	
B-13M	1/16/14	12:00	7.84	0.77	49.9	280	
B-17M	1/16/14	10:30	7.70	1.36	49.9	55.1	
B-19M	1/16/14	12:45	7.92	1.19	48.7	9.58	
B-21M	1/20/14	9:15	6.34	1.04	51.5	78.4	
B-22M	1/20/14	10:00	6.55	1.14	49.5	55.2	
B-23M	4/17/14	9:00	7.71	0.91	50.7	110	
B-24M	1/20/14	13:10	7.54	0.80	44.4	18.4	
B-28M	1/20/14	10:55	6.7	0.96	49.0	519	
B-38M	1/20/14	8:30	6.77	1.24	48.3	26.4	
B-39M	1/17/14	14:30	7.89	0.70	50.4	32.9	
B-40M	1/17/14	13:35	8.01	1.21	51.4	58.3	
B-41M	1/17/14	12:00	7.99	0.98	50.9	39.9	
B-42M	1/16/14	9:45	8.01	0.73	50.1	12.5	
B-43M	1/16/14	9:00	7.73	1.37	51.1	5.49	
B-44M	1/16/14	8:30	7.47	2.45	50.1	92.7	
B-48M	1/16/14	14:00	7.83	0.80	48.6	238	
B-49M	1/16/14	15:00	7.7	2.54	48.2	148	
B-56M	1/20/14	12:30	7.78	1.37	47.9	91	
B-57M	1/20/14	12:10	7.33	1.91	48.2	14.9	

TABLE 5
MONITORING WELL GROUNDWATER SAMPLING DATA
APRIL 2014 QUARTERLY SAMPLING EVENT
FORMER CARBORUNDUM COMPANY
WHEATFIELD, NEW YORK

Monitoring Well ID	Date	Time	pH (standard units)	Specific Conductance (uS/cm)	Temperature (deg F)	Turbidity (NTU)	Remarks
P-2	4/14/14	13:55	6.37	0.95	53.5	6.01	Pumping well
P-3	4/15/14	8:45	6.75	1.29	52.2	17.9	Pumping well
P-4	4/15/14	9:20	6.71	0.94	49.8	8.22	Pumping well
PW-1	4/14/14	8:30	6.57	0.70	51.1	1.40	Pumping well
PW-3	4/14/14	14:25	6.57	1.16	50.7	3.5	Pumping well
PW-4	4/14/14	14:15	6.51	0.63	53.2	75.6	Pumping well
B-6M	4/14/14	12:10	7.25	1.18	50.1	119	
B-8M	4/15/14	12:50	7.11	0.781	7.0	11	Ferrous Iron = 0 mg/L, Alkalinity = 180 mg/L
B-9M	4/14/14	12:45	6.75	0.44	46.3	55.5	
B-10M	4/22/14	13:30	6.85	1.14	10.8	12.27	Ferrous Iron = 0 mg/L, Alkalinity = 280 mg/L
B-13M	4/23/14	8:10	6.74	1.34	9.4	2.60	Ferrous Iron = 0 mg/L, Alkalinity = 260 mg/L
B-17M	4/16/14	8:10	6.98	0.866	10.3	2.11	Ferrous Iron = 0.6 mg/L, Alkalinity = 180 mg/L
B-19M	4/24/14	9:50	7.47	3.49	11.5	1.04	Ferrous Iron = 0 mg/L, Alkalinity = 320 mg/L
B-21M	4/14/14	9:50	6.55	1.07	56.9	15.8	
B-22M	4/24/14	11:30	6.92	2.94	14.7	1.17	Ferrous Iron = 0 mg/L, Alkalinity = 260 mg/L
B-23M	4/24/14	8:15	6.93	2.88	10.6	37.3	Ferrous Iron = 0.6 mg/L, Alkalinity = 280 mg/L
B-24M	4/15/14	10:35	7.95	0.72	40.0	9	
B-28M	4/14/14	16:00	6.86	0.98	55.4	121	
B-38M	4/14/14	8:55	7.0	53.0	1.2	17.2	
B-39M	4/22/14	11:50	6.87	0.725	11.9	2.13	Ferrous Iron = 0 mg/L, Alkalinity = 240 mg/L
B-40M	4/22/14	10:00	6.81	1.04	11.8	2.29	Ferrous Iron = 0 mg/L, Alkalinity = 300 mg/L
B-41M	4/22/14	8:15	6.96	0.321	10.5	2.11	Ferrous Iron = 0 mg/L, Alkalinity = 240 mg/L
B-42M	4/16/14	13:40	6.89	0.794	8.6	1.43	Ferrous Iron = 0 mg/L, Alkalinity = 180 mg/L
B-43M	4/16/14	11:40	7.30	1.43	8.1	1.56	Ferrous Iron = 0 mg/L, Alkalinity = 165 mg/L
B-44M	4/16/14	9:50	7.31	2.65	9.0	2.89	Ferrous Iron = 0 mg/L, Alkalinity = 300 mg/L
B-48M	4/23/14	9:35	6.69	0.748	7.8	1.05	Ferrous Iron = 0 mg/L, Alkalinity = 300 mg/L
B-49M	4/23/14	11:25	6.87	2.88	5.9	5.95	Ferrous Iron = 0 mg/L, Alkalinity = 200 mg/L
B-56M	4/15/14	9:40	8.2	1.10	47.1	7	
B-57M	4/15/14	9:15	7.7	1.83	47.5	1	
Quarry Pond	4/14/14	8:35	7.28	1.34	59.5	3.81	

TABLE 6
NATURAL ATTENUATION ANALYTICAL RESULT SUMMARY
APRIL 2014 QUARTERLY SAMPLING EVENT
FORMER CARBORUNDUM COMPANY
WHEATFIELD, NEW YORK

Compound	UNITS	B- 8M	B-10M	B-13M	B-17M	B-19M	B-22M	B-23M	B-39M	B-40M	B-41M	B-42M	B-43M	B-44M	B-48M	B-49M
BOD	mg/l	< 3.8	< 5.1	< 2.9	< 4.4	< 4.1	< 5.5	< 3.9	< 4.0	< 3.9	< 3.2	< 3.7	10.2	< 4.4	22.2	< 4.9
CHLORIDE (AS CL)	mg/l	65.7	42.3	79.7	75.1	143	95.8	64.3	47.2	60.2	91.4	62.9	73.9	97.0	28.7	251
COD	mg/l	14.5 J	< 12.8	30.4 J	< 12.8	< 12.8	< 12.8	14.5 J	< 12.8	< 12.8	< 12.8	< 12.8	32.7 J	< 12.8	66.9	37.3 J
DISSOLVED ORGANIC CARBON	mg/l	0.91 J	1.9	4.7	2.1	2.2	2.3	1.9	1.6	1.2	1.8	1.0	0.81 J	2.2	1.5	2.3
IRON	mg/l	0.567	0.286	6.89	0.0388 J	< 0.0141	0.909	0.0763 J	0.971	0.399	< 0.0141	< 0.0141	0.0708 J	< 0.0141	0.0188 J	0.573
MANGANESE	mg/l	0.0060	0.0336	0.136	0.0210	0.0021 J	0.0276	0.0095	0.0203	0.0144	0.0105	0.0113	0.0080	0.0127	0.0157	0.122
NITROGEN, NITRATE (AS N)	mg/l	0.74	< 0.25	< 0.25	< 0.25	< 0.25	< 0.25	1.3	0.30 J	< 0.25	0.86	< 0.25	< 0.25	0.71	< 0.25	< 0.25
NITROGEN, NITRITE	mg/l	< 0.40	< 0.40	< 0.40	< 0.40	< 0.40	< 0.40	< 0.40	< 0.40	< 0.40	< 0.40	< 0.40	< 0.40	< 0.40	< 0.40	< 0.40
SULFATE (AS SO4)	mg/l	98.7	1540	241	626	311	332	195	308	201	104	517	1650	168	1730	135

TABLE 7
MONITORING WELL GROUNDWATER SAMPLING DATA
JULY 2014 QUARTERLY SAMPLING EVENT
FORMER CARBORUNDUM COMPANY
WHEATFIELD, NEW YORK

Monitoring Well ID	Date	Time	pH (standard units)	Specific Conductance (uS/cm)	Temperature (deg F)	Turbidity (NTU)	Remarks
P-2	7/10/14	14:50	7.0	0.83	58.5	4.09	Pumping well
P-3	7/8/14	7:45	6.84	1.03	55.8	4.2	Pumping well
P-4	7/8/14	9:20	6.74	0.99	54.8	1.08	Pumping well
PW-1	7/11/14	10:35	7.22	0.81	55.4	1.8	Pumping well
PW-3	7/9/14	13:40	7.71	0.49	56.4	6.32	Pumping well
PW-4	7/10/14	14:45	7.47	0.53	62.6	14.3	Pumping well
B-3M	7/8/14	8:00	6.76	1.16	53.1	65.3	
B-4M	7/2/14	12:10	7.56	1.88	54.9	18.9	
B-5M	7/8/14	13:50	7.60	0.64	52.1	61.4	
B-6M	7/10/14	12:50	7.32	1.12	52.9	97.2	
B-7M	7/9/14	10:05	7.31	0.58	55.2	107	
B-8M	7/9/14	11:45	6.80	0.57	56.3	88	
B-9M	7/9/14	14:30	7.06	0.85	53.0	36.1	
B-10M	7/9/14	13:50	7.11	1.39	54.9	27.8	
B-11M	7/9/14	11:10	7.17	0.72	62.3	52.4	
B-12M	7/8/14	12:45	7.48	0.81	53.8	56.5	
B-13M	7/8/14	8:30	6.16	0.88	54.0	77	
B-14M	7/9/14	10:30	6.72	0.44	57.1	803	
B-15M	7/15/14	9:50	7.00	1.36	52.1	70.7	
B-16M	7/15/14	13:55	7.35	0.20	56.2	6.0	
B-17M	7/11/14	9:40	7.13	1.53	53.9	21	
B-18M	7/9/14	12:20	7.11	1.22	54.9	36.2	
B-19M	7/8/14	9:00	6.46	1.33	56.5	21.0	
B-20M	7/10/14	11:00	7.51	1.17	52.2	8.68	
B-21M	7/14/14	9:15	7.02	1.03	54.5	34	
B-22M	7/14/14	9:45	6.96	1.02	54.0	11.3	
B-23M	7/16/14	11:15	7.25	0.92	53.1	30.4	
B-24M	7/16/14	9:15	7.22	0.88	52.4	11.2	
B-26M	7/9/14	8:00	7.06	0.96	52.3	29.1	
B-28M	7/14/14	10:20	6.88	1.08	53.9	47.1	
B-29M	7/16/14	11:45	7.07	1.23	52.3	26.9	
B-31M	7/9/14	8:45	7.43	0.73	55.0	52.0	

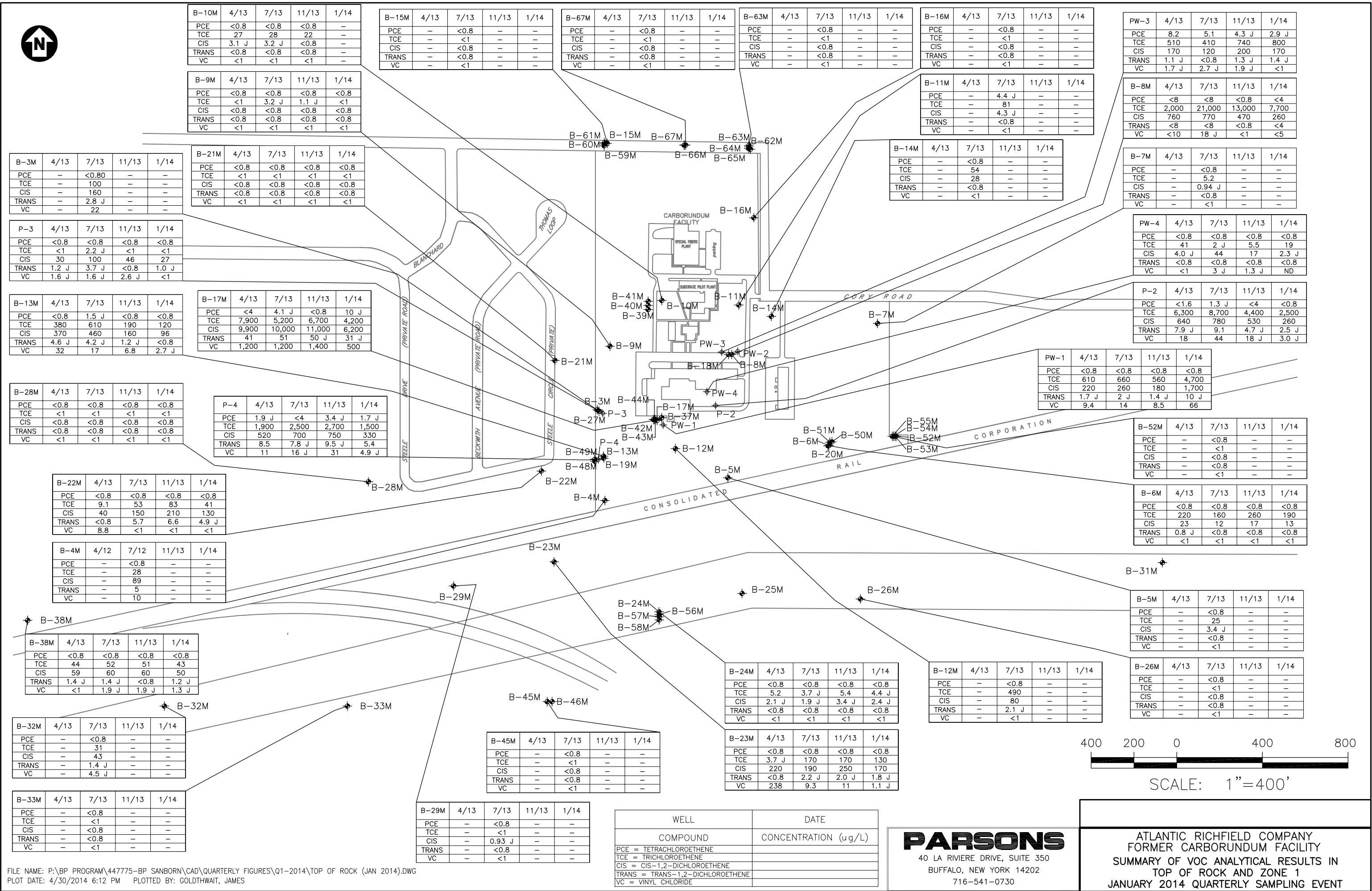
TABLE 7
MONITORING WELL GROUNDWATER SAMPLING DATA
JULY 2014 QUARTERLY SAMPLING EVENT
FORMER CARBORUNDUM COMPANY
WHEATFIELD, NEW YORK

Monitoring Well ID	Date	Time	pH (standard units)	Specific Conductance (uS/cm)	Temperature (deg F)	Turbidity (NTU)	Remarks
B-32M	7/14/14	13:15	6.94	1.20	51.9	65.6	
B-33M	7/14/14	12:48	7.07	1.15	52.7	66.6	
B-38M	7/14/14	8:30	7.06	1.09	53.0	16.6	
B-39M	7/11/14	12:45	7.05	0.91	55.4	12.82	
B-40M	7/11/14	12:00	7.1	1.04	53.4	10.26	
B-41M	7/11/14	10:50	7.51	0.99	54.9	8.56	
B-42M	7/11/14	9:00	7.17	0.76	58.1	6.4	
B-43M	7/11/14	8:30	7.23	1.56	54.3	21.6	
B-44M	7/11/14	7:45	6.94	2.65	55.9	10.79	
B-45M	7/14/14	11:30	7.12	1.76	52.5	2087	
B-46M	7/14/14	11:45	7.49	1.00	53.0	14.5	
B-48M	7/2/14	9:45	6.92	0.82	53.4	13.0	
B-49M	7/8/14	10:45	7.41	2.69	54.9	47.7	
B-50M	7/10/14	13:00	7.25	0.72	54.5	30.3	
B-52M	7/10/14	9:15	7.3	1.08	53.3	38.1	
B-53M	7/10/14	9:15	7.85	0.86	52.1	10.19	
B-54M	7/10/14	8:45	8.37	2.16	51.9	13.1	
B-55M	7/10/14	7:45	7.14	3.44	52.3	12.86	
B-56M	7/16/14	8:35	7.12	1.34	51.5	23.7	
B-57M	7/16/14	8:15	7.11	2.02	52.0	11.5	
B-58M	7/16/14	10:00	7.62	1.30	52.6	22.2	
B-59M	7/15/14	13:00	7.10	1.44	53.1	45.1	
B-60M	7/15/14	8:00	7.18	1.30	53.2	29	
B-61M	7/15/14	8:50	7.1	0.90	53.0	55.4	
B-62M	7/15/14	13:40	7.31	1.94	59.0	18.5	
B-63M	7/15/14	10:30	7.06	1.83	55.8	76.2	
B-64M	7/15/14	11:30	6.99	0.96	55.2	12.2	
B-65M	7/15/14	12:10	7.41	1.86	54.5	9.7	
B-66M	7/11/14	13:30	9.67	0.7	52.7	8.62	
B-67M	7/11/14	14:00	7.21	1.72	52.6	1287	

TABLE 8
MONITORING WELL GROUNDWATER SAMPLING DATA
OCTOBER 2014 QUARTERLY SAMPLING EVENT
FORMER CARBORUNDUM COMPANY
WHEATFIELD, NEW YORK

Monitoring Well ID	Date	Time	pH (standard units)	Specific Conductance (uS/cm)	Temperature (deg F)	Turbidity (NTU)	Remarks
P-2	10/6/14	13:05	7.02	1.03	58.2	4.01	Pumping well
P-3	10/6/14	12:45	7.05	1.06	58.5	4.07	Pumping well
P-4	10/3/14	15:20	7.17	0.97	54.5	1.79	Pumping well
PW-1	10/6/14	12:05	7.56	0.95	54.4	1.90	Pumping well
PW-3	10/6/14	12:50	7.41	0.45	58.2	2.94	Pumping well
PW-4	10/6/14	13:00	7.68	0.49	63.8	57.9	Pumping well
B-6M	10/2/14	15:20	7.69	0.87	54.6	177	
B-8M	10/3/14	10:40	7.34	0.51	59.0	1000+	
B-9M	10/3/14	10:05	6.63	1.43	55.7	62.1	
B-10M	10/3/14	7:50	6.49	1.44	57.7	-55.5	
B-13M	10/3/14	11:30	7.18	0.75	56.1	272	
B-17M	10/6/14	11:25	7.06	1.56	55.4	258	
B-19M	10/3/14	12:15	7.04	1.15	54.1	5.15	
B-21M	10/2/14	9:30	7.4	1.00	56.9	80.6	
B-22M	10/2/14	10:15	6.8	0.97	55.6	42.6	
B-23M	10/2/14	14:30	7.87	1.06	54.9	6.10	
B-24M	10/2/14	13:20	7.48	0.93	56.4	17.4	
B-28M	10/2/14	10:45	7.44	1.15	55.4	182	
B-38M	10/2/14	8:45	6.4	0.94	52.3	36.7	
B-39M	10/3/14	10:05	6.91	0.83	56.5	12.7	
B-40M	10/3/14	9:20	7.06	1.04	54.9	16.6	
B-41M	10/3/14	8:25	7.26	1.06	54.6	16.8	
B-42M	10/6/14	10:20	7.06	0.74	56.6	11.2	
B-43M	10/6/14	9:30	7.17	1.51	53.5	11.7	
B-44M	10/6/14	8:30	6.95	2.65	34.2	43.3	
B-48M	10/3/14	14:35	7.12	0.86	54.7	9.95	
B-49M	10/3/14	13:10	6.98	2.70	56.7	59.7	
B-56M	10/2/14	12:35	6.93	0.88	53.8	5.1	
B-57M	10/2/14	11:50	7.39	1.98	54.8	11.6	
Quarry Pond	10/2/14	8:35	7.33	2.16	61.9	3.25	

APPENDIX A
VOC ANALYTICAL SUMMARY PLOTS AND GROUNDWATER
ELEVATION CONTOUR MAPS – 2014





B-41M	1/13	4/13	7/13	1/14
PCE	<0.8	<0.8	<0.8	<0.8
TCE	<1	<1	<1	<1
CIS	7.8	6.8	5.7	6.5
TRANS	<0.8	<0.8	<0.8	<0.8
VC	<1	<1	<1	<1

B-59M	1/13	4/13	7/13	1/14
PCE	—	—	<0.8	—
TCE	—	—	<1	—
CIS	—	—	0.9 J	—
TRANS	—	—	<0.8	—
VC	—	—	<1	—

B-61M	1/13	4/13	7/13	1/14
PCE	—	—	<0.8	—
TCE	—	—	<1	—
CIS	—	—	<0.8	—
TRANS	—	—	<0.8	—
VC	—	—	<1	—

B-60M	1/13	4/13	7/13	1/14
PCE	—	—	<0.8	—
TCE	—	—	<1	—
CIS	—	—	<0.8	—
TRANS	—	—	<0.8	—
VC	—	—	<1	—

B-62M	1/13	4/13	7/13	1/14
PCE	—	—	<0.8	—
TCE	—	—	<1	—
CIS	—	—	<0.8	—
TRANS	—	—	<0.8	—
VC	—	—	<1	—

B-65M	1/13	4/13	7/13	1/14
PCE	—	—	<0.8	—
TCE	—	—	<1	—
CIS	—	—	<0.8	—
TRANS	—	—	<0.8	—
VC	—	—	<1	—

B-40M	1/13	4/13	7/13	1/14
PCE	<0.8	<0.8	<0.8	<0.8
TCE	2.2 J	1.6 J	2.6 J	3.2 J
CIS	3.3 J	2.6 J	2.6 J	3.4 J
TRANS	<0.8	<0.8	<0.8	<0.8
VC	<1	<1	<1	<1

B-39M	1/13	4/13	7/13	1/14
PCE	<0.8	<0.8	<0.8	<0.8
TCE	10	8	6.8	5.2
CIS	2 J	1.8 J	1.8 J	1.6 J
TRANS	<0.8	<0.8	<0.8	<0.8
VC	<1	<1	<1	<1

B-44M	1/13	4/13	7/13	1/14
PCE	<0.8	<0.8	<0.8	<0.8
TCE	4.8 J	46	4.5 J	3.8 J
CIS	11	26	10	11
TRANS	<0.8	<0.8	<0.8	<0.8
VC	4.8 J	4.7 J	5.1	4.4 J

B-42M	1/13	4/13	7/13	1/14
PCE	<0.8	<0.8	<0.8	<0.8
TCE	3.2 J	7.7	3.2 J	1.8 J
CIS	6.3	11	4.9 J	2.2 J
TRANS	<0.8	1.3 J	<0.8	<0.8
VC	<1	<1	<1	<1

B-43M	1/13	4/13	7/13	1/14
PCE	<0.8	<0.8	<0.8	<0.8
TCE	1.6 J	15	2.4 J	1.2 J
CIS	5.9	9.5	5	7.2
TRANS	<0.8	<0.8	<0.8	<0.8
VC	3.1 J	<1	1.5 J	3.3 J

B-49M	1/13	4/13	7/13	1/14
PCE	<0.8	<0.8	<0.8	<0.8
TCE	<1	<1	<1	<1
CIS	<0.8	<0.8	<0.8	<0.8
TRANS	<0.8	<0.8	<0.8	<0.8
VC	<1	<1	<1	<1

B-48M	1/13	4/13	7/13	1/14
PCE	<0.8	<0.8	<0.8	<0.8
TCE	1 J	1.8 J	<1	<1
CIS	<0.8	<0.8	<0.8	<0.8
TRANS	<0.8	<0.8	<0.8	<0.8
VC	<1	<1	<1	<1

B-19M	1/13	4/13	7/13	1/14
PCE	<0.8	<0.8	<0.8	<0.8
TCE	<1	<1.4	<1	1.9
CIS	0.81 J	2.5 J	2.9 J	3.1 J
TRANS	<0.8	<0.8	<0.8	<0.8
VC	<1	<1	<1	<1

B-46M	1/13	4/13	7/13	1/14
PCE	—	—	<0.8	—
TCE	—	—	10	—
CIS	—	—	49	—
TRANS	—	—	<0.8	—
VC	—	—	2.5 J	—

B-58M	1/13	4/13	7/13	1/14
PCE	—	—	<0.8	—
TCE	—	—	<1	—
CIS	—	—	<0.8	—
TRANS	—	—	<0.8	—
VC	—	—	<1	—

B-56M	1/13	4/13	7/13	1/14
PCE	<0.8	<0.8	<0.8	<0.8
TCE	45	110	21	51
CIS	15	27	4.6 J	9.7
TRANS	<0.8	0.97 J	<0.8	<0.8
VC	<1	<1	<1	<1

B-57M	1/13	4/13	7/13	1/14
PCE	<0.8	<0.8	<0.8	<0.8
TCE	<1	<1	<1	<1
CIS	<0.8	<0.8	<0.8	<0.8
TRANS	<0.8	<0.8	<0.8	<0.8
VC	<1	<1	<1	<1

B-53M	1/13	4/13	7/13	1/14
PCE	—	—	<0.8	—
TCE	—	—	6.7	—
CIS	—	—	1.3 J	—
TRANS	—	—	<0.8	—
VC	—	—	<1	—

B-50M	1/13	4/13	7/13	1/14
PCE	—	—	<0.8	—
TCE	—	—	83	—
CIS	—	—	20	—
TRANS	—	—	1.4 J	—
VC	—	—	<1	—

B-20M	1/13	4/13	7/13	1/14
PCE	—	—	<0.8	—
TCE	—	—	<1	—
CIS	—	—	<0.8	—
TRANS	—	—	<0.8	—
VC	—	—	<1	—

B-55M	1/13	4/13	7/13	1/14
PCE	—	—	<0.8	—
TCE	—	—	1.0	—
CIS	—	—	<0.8	—
TRANS	—	—	<0.8	—
VC	—	—	<1	—

B-54M	1/13	4/13	7/13	1/14
PCE	—	—	<0.8	—
TCE	—	—	1.0	—
CIS	—	—	<0.8	—
TRANS	—	—	<0.8	—
VC	—	—	<1	—

B-31M	1/13	4/13	7/13	1/14
PCE	—	—	<0.8	—
TCE	—	—	<1	—
CIS	—	—	3.4 J	—
TRANS	—	—	<0.8	—
VC	—	—	<1	—



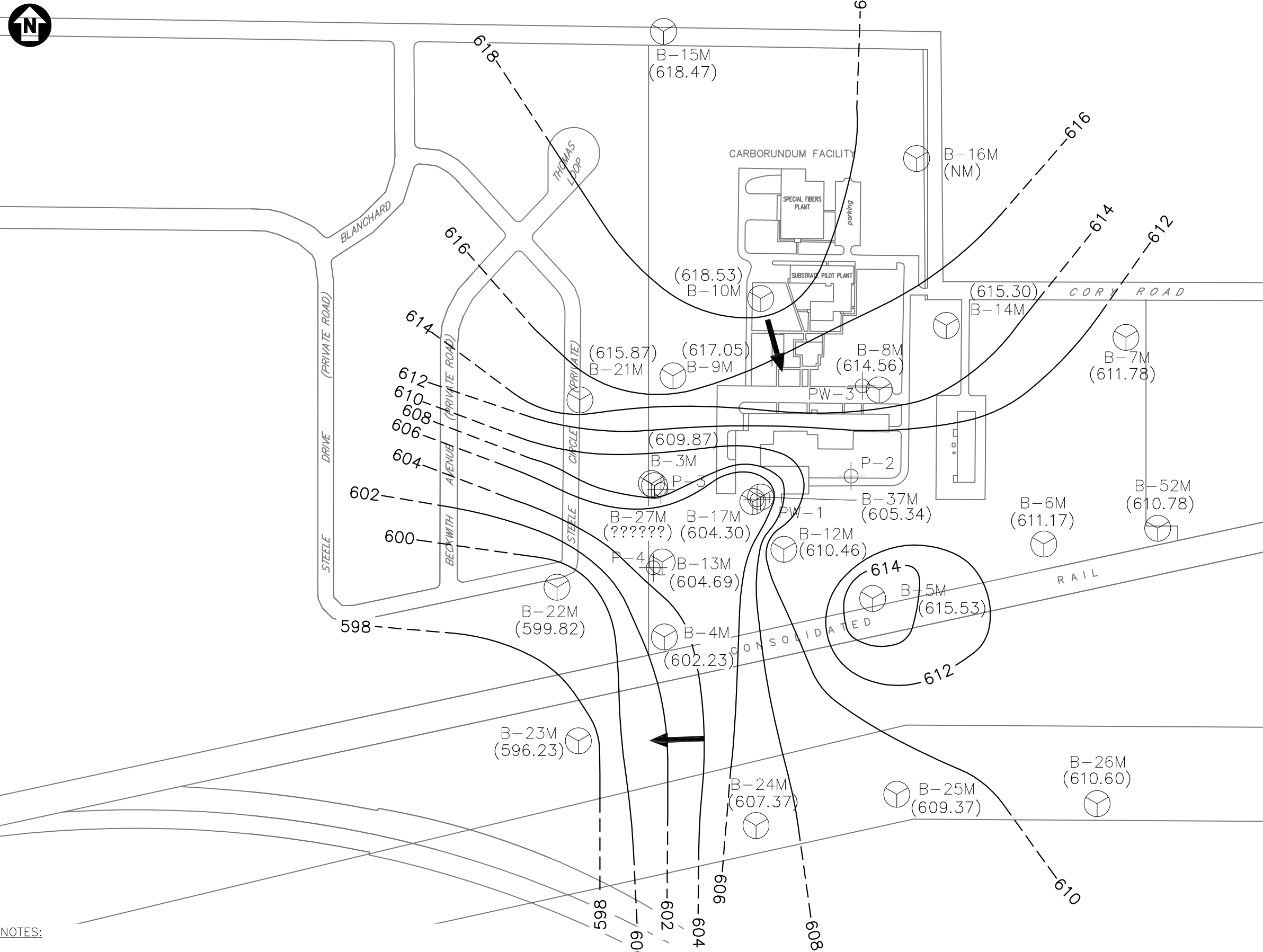
SCALE: 1"=400'

WELL	DATE
COMPOUND	CONCENTRATION (ug/L)
PCE = TETRACHLOROETHENE	
TCE = TRICHLOROETHENE	
CIS = CIS-1,2-DICHLOROETHENE	
TRANS = TRANS-1,2-DICHLOROETHENE	
VC = VINYL CHLORIDE	

PARSONS
40 LA RIVIERE DRIVE, SUITE 350
BUFFALO, NEW YORK 14202
716-541-0730

ATLANTIC RICHFIELD COMPANY
FORMER CARBORUNDUM FACILITY
SUMMARY OF VOC ANALYTICAL RESULTS IN
ZONES 2, 3, 4 & 5
JANUARY 2014 QUARTERLY SAMPLING EVENT

FILE NAME: P:\BP PROGRAM\447775-BP SANBORN\CAD\QUARTERLY FIGURES\Q1-2014\JAN -10 - 2014(GW TOR).DWG
PLOT DATE: 4/30/2014 8:43 AM PLOTTED BY: GOLDTHWAIT, JAMES



NOTES:

1. B-10M, B-13M, B-15M, B-16M, B-17M, B-21M, B-22M, B-23M, B-24M, B-26M, B-27M, B-52M, B-6M, B-8M, AND P-4 ARE SCREENED IN BOTH THE TOP OF ROCK ZONE AND ZONE 1.
2. B-29M AND B-38M ARE SCREENED IN BOTH ZONE 1 AND ZONE 2.

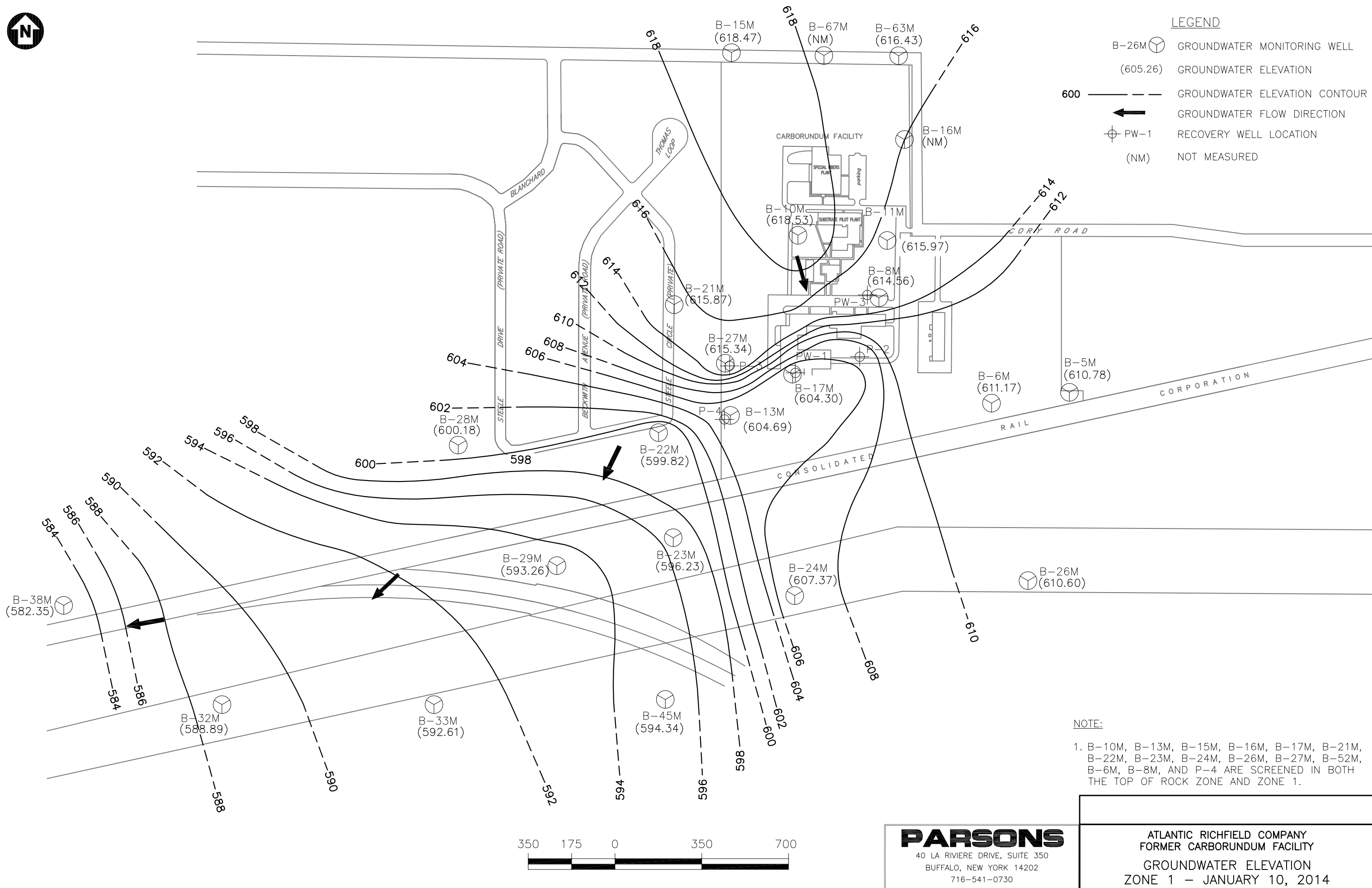
LEGEND

- 600 ——— GROUNDWATER ELEVATION CONTOUR
- ← GROUNDWATER FLOW DIRECTION
- ⊕ PW-1 RECOVERY WELL LOCATION
- ⊗ B-5M MONITORING WELL LOCATION
- (NM) NOT MEASURED



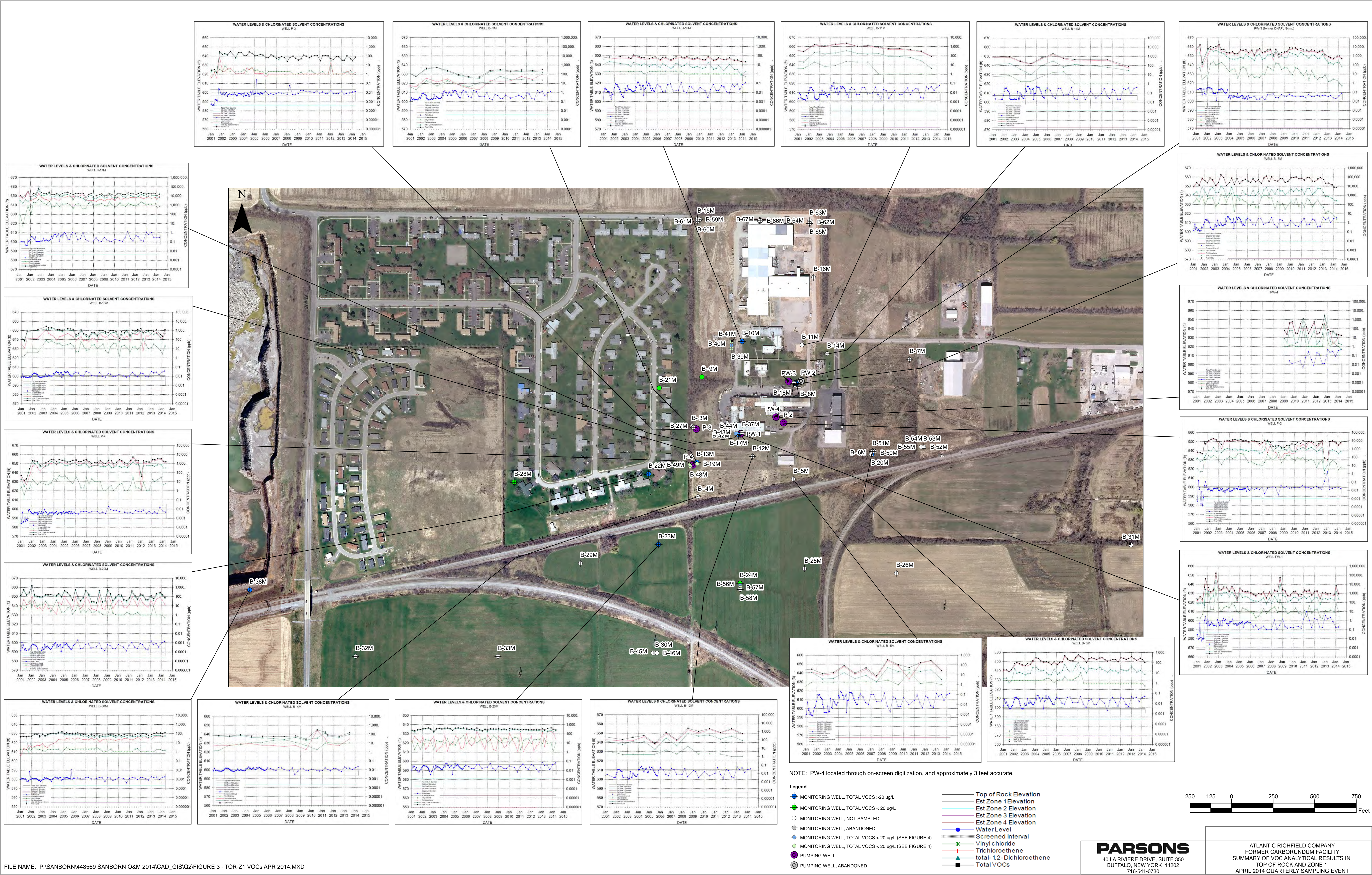
PARSONS
40 LA RIVIERE DRIVE, SUITE 350
BUFFALO, NEW YORK 14202
716-541-0730

ATLANTIC RICHFIELD COMPANY
FORMER CARBORUNDUM FACILITY
GROUNDWATER ELEVATION
TOP OF ROCK – JANUARY 10, 2014



1. B-10M, B-13M, B-15M, B-16M, B-17M, B-21M, B-22M, B-23M, B-24M, B-26M, B-27M, B-52M, B-6M, B-8M, AND P-4 ARE SCREENED IN BOTH THE TOP OF ROCK ZONE AND ZONE 1.

ATLANTIC RICHFIELD COMPANY
FORMER CARBORUNDUM FACILITY
GROUNDWATER ELEVATION
ZONE 1 – JANUARY 10, 2014

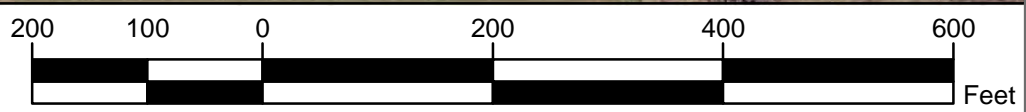




NOTE: PW-4 located through on-screen digitization, and approximately 3 feet accurate.

Legend

- MONITORING WELL
- RECOVERY WELL
- RECOVERY WELL, NOT CONTOURED
- RECOVERY WELL, OFF
- GROUNDWATER ELEVATION CONTOUR



PARSONS
40 LA RIVIERE DRIVE, SUITE 350
BUFFALO, NEW YORK 14202
716-541-0730

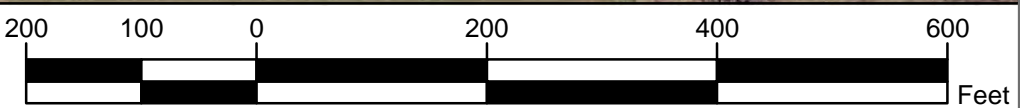
ATLANTIC RICHFIELD COMPANY
FORMER CARBORUNDUM FACILITY
GROUNDWATER ELEVATION
TOP OF ROCK - APRIL 11, 2014

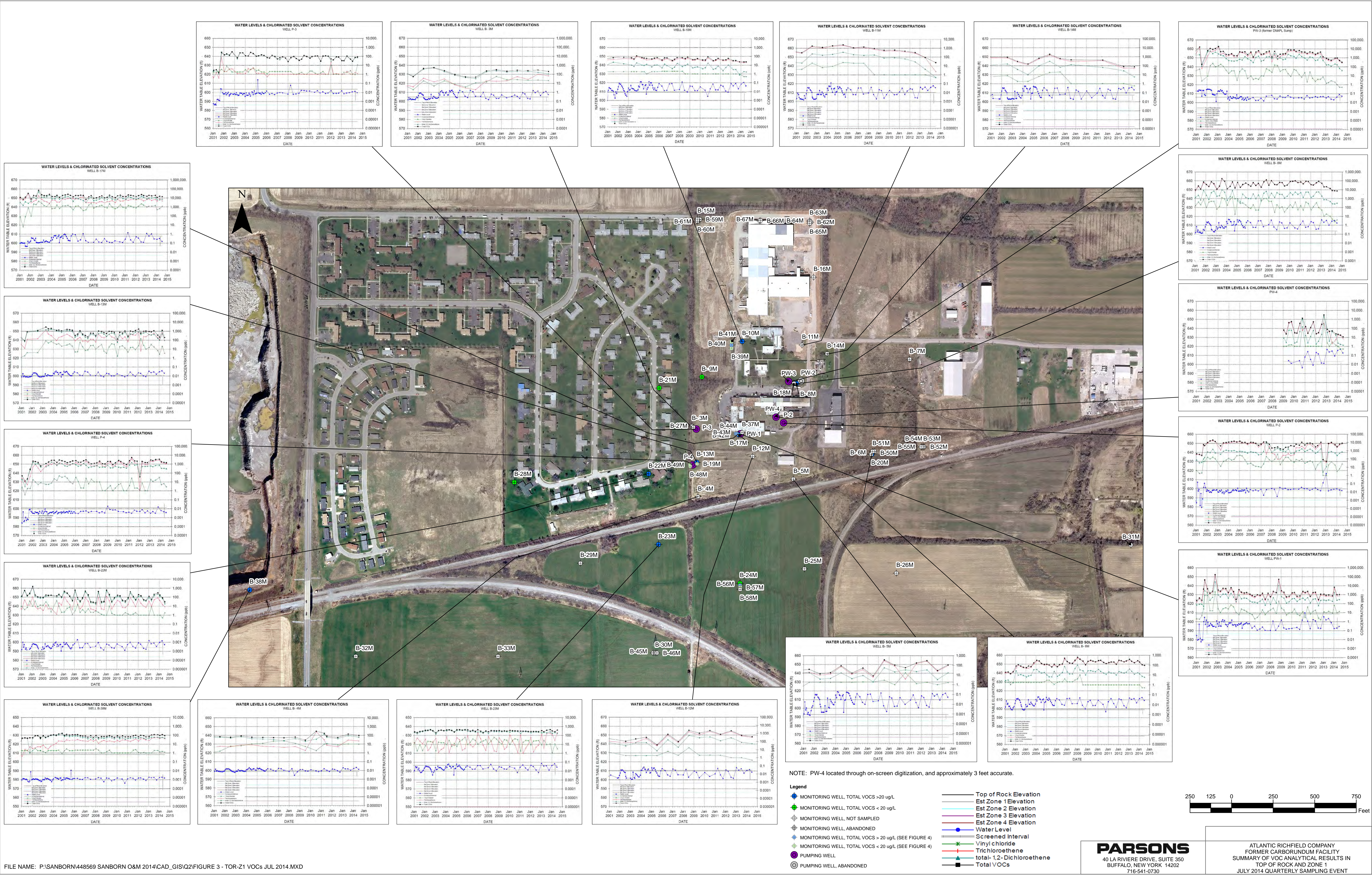


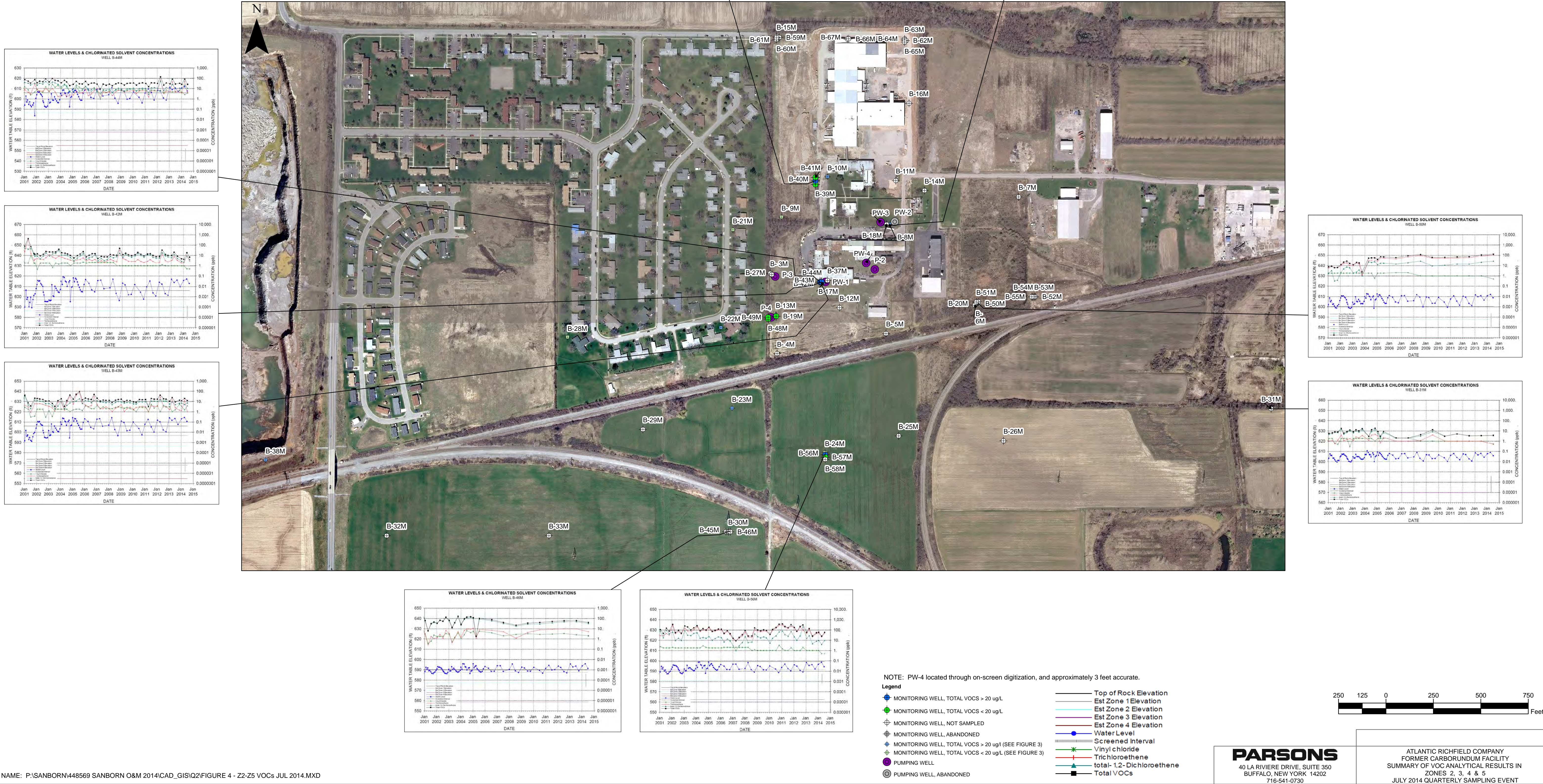
NOTE: PW-4 located through on-screen digitization, and approximately 3 feet accurate.

Legend

- MONITORING WELL
- RECOVERY WELL
- RECOVERY WELL, NOT CONTOURED
- RECOVERY WELL, OFF
- GROUNDWATER ELEVATION CONTOUR





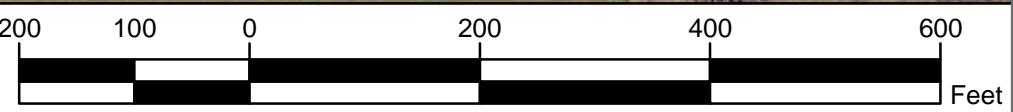




NOTE: PW-4 located through on-screen digitization, and approximately 3 feet accurate.

Legend

- MONITORING WELL
- RECOVERY WELL
- RECOVERY WELL, NOT CONTOURED
- RECOVERY WELL, OFF
- GROUNDWATER ELEVATION CONTOUR



PARSONS
40 LA RIVIERE DRIVE, SUITE 350
BUFFALO, NEW YORK 14202
716-541-0730

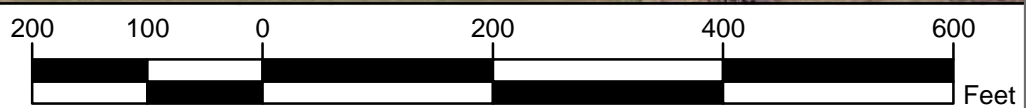
ATLANTIC RICHFIELD COMPANY
FORMER CARBORUNDUM FACILITY
GROUNDWATER ELEVATION
TOP OF ROCK - JULY 1, 2014



NOTE: PW-4 located through on-screen digitization, and approximately 3 feet accurate.

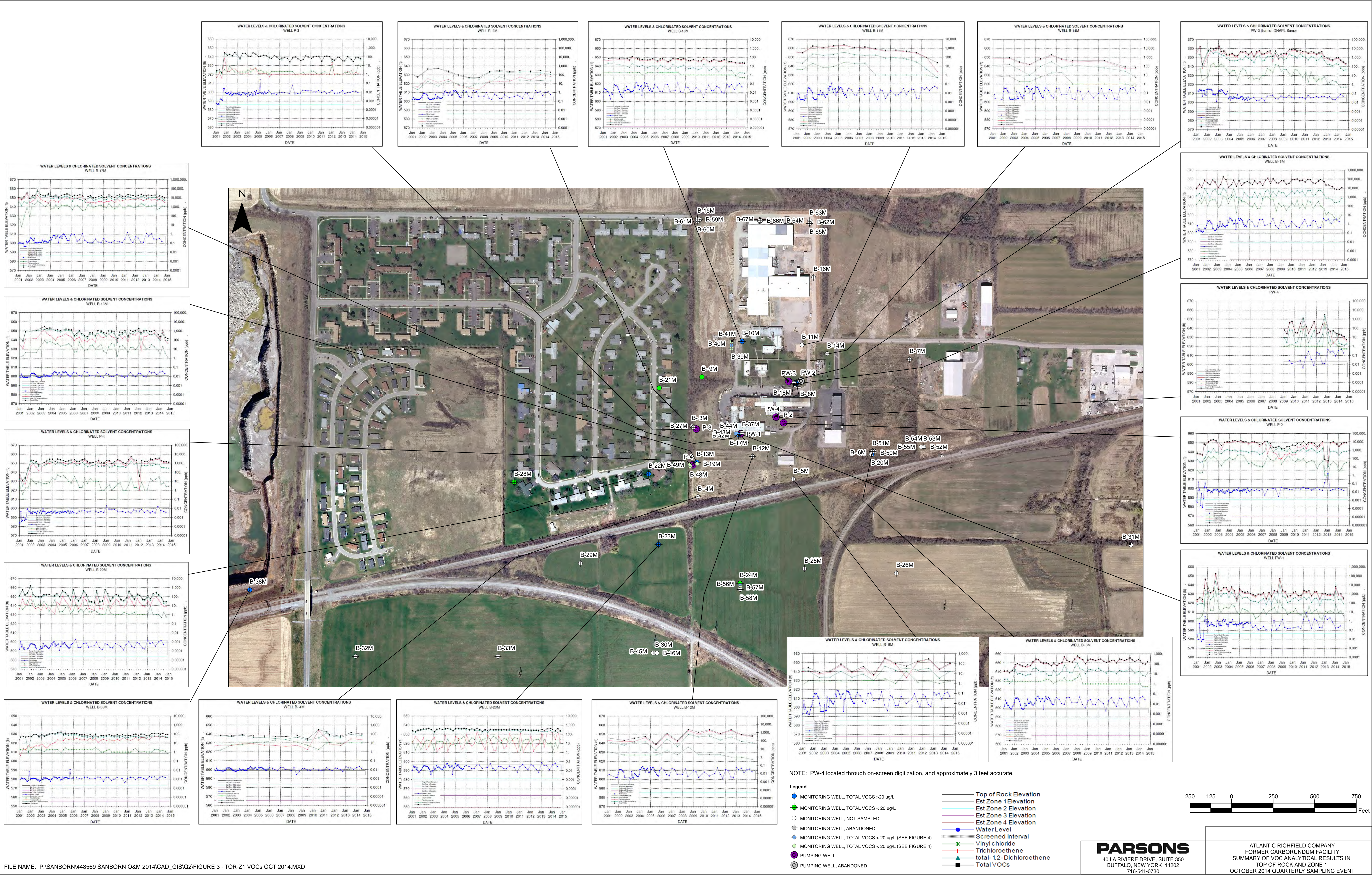
Legend

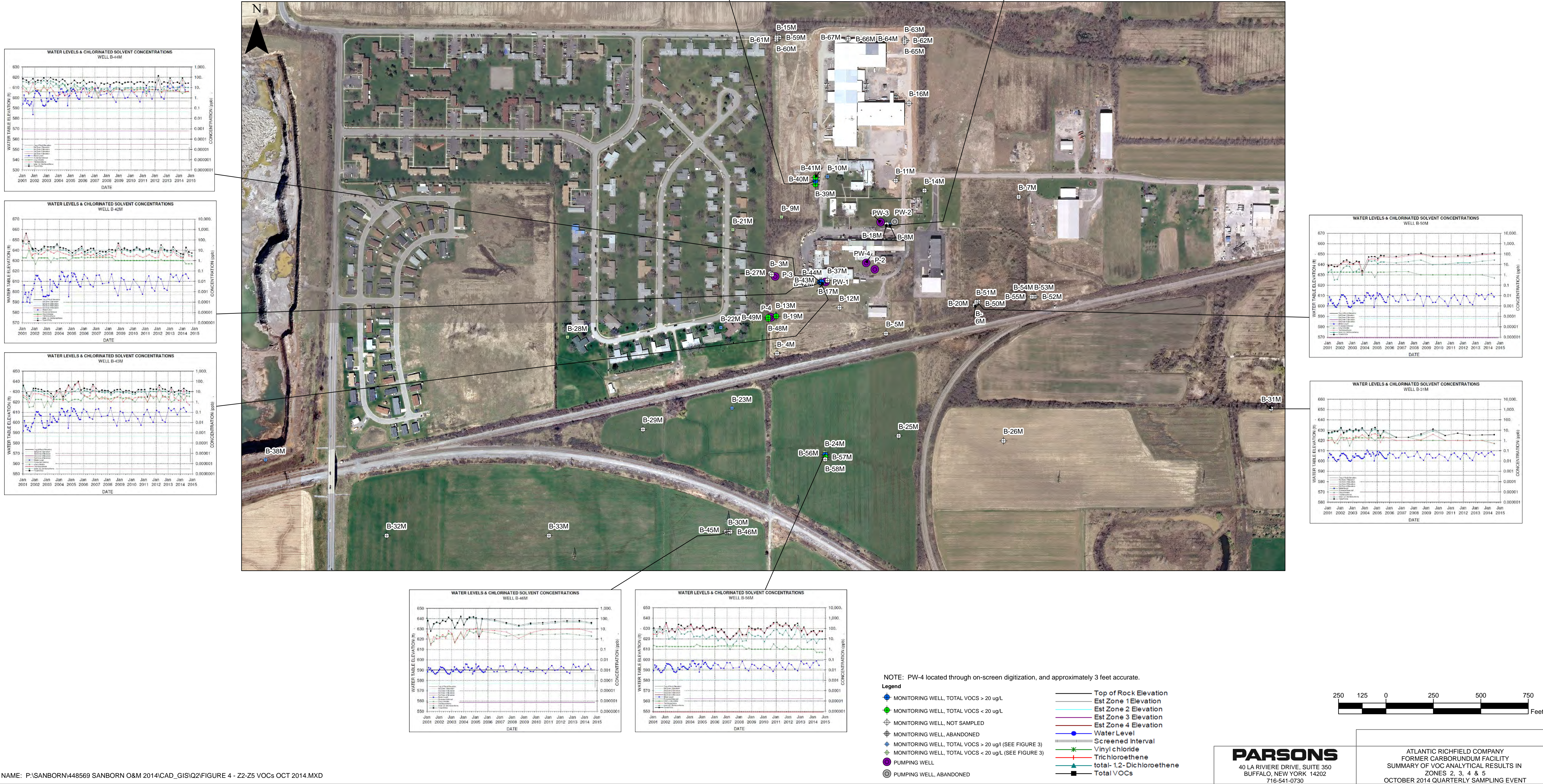
- MONITORING WELL
- RECOVERY WELL
- RECOVERY WELL, NOT CONTOURED
- RECOVERY WELL, OFF
- GROUNDWATER ELEVATION CONTOUR



PARSONS
40 LA RIVIERE DRIVE, SUITE 350
BUFFALO, NEW YORK 14202
716-541-0730

ATLANTIC RICHFIELD COMPANY
FORMER CARBORUNDUM FACILITY
GROUNDWATER ELEVATION
ZONE 1 - JULY 1, 2014



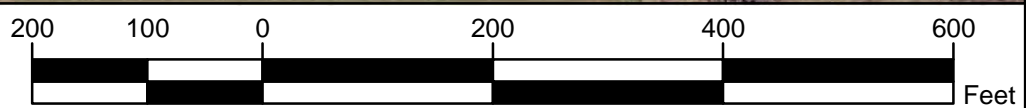




NOTE: PW-4 located through on-screen digitization, and approximately 3 feet accurate.

Legend

- MONITORING WELL
- RECOVERY WELL
- RECOVERY WELL, NOT CONTOURED
- RECOVERY WELL, OFF
- GROUNDWATER ELEVATION CONTOUR

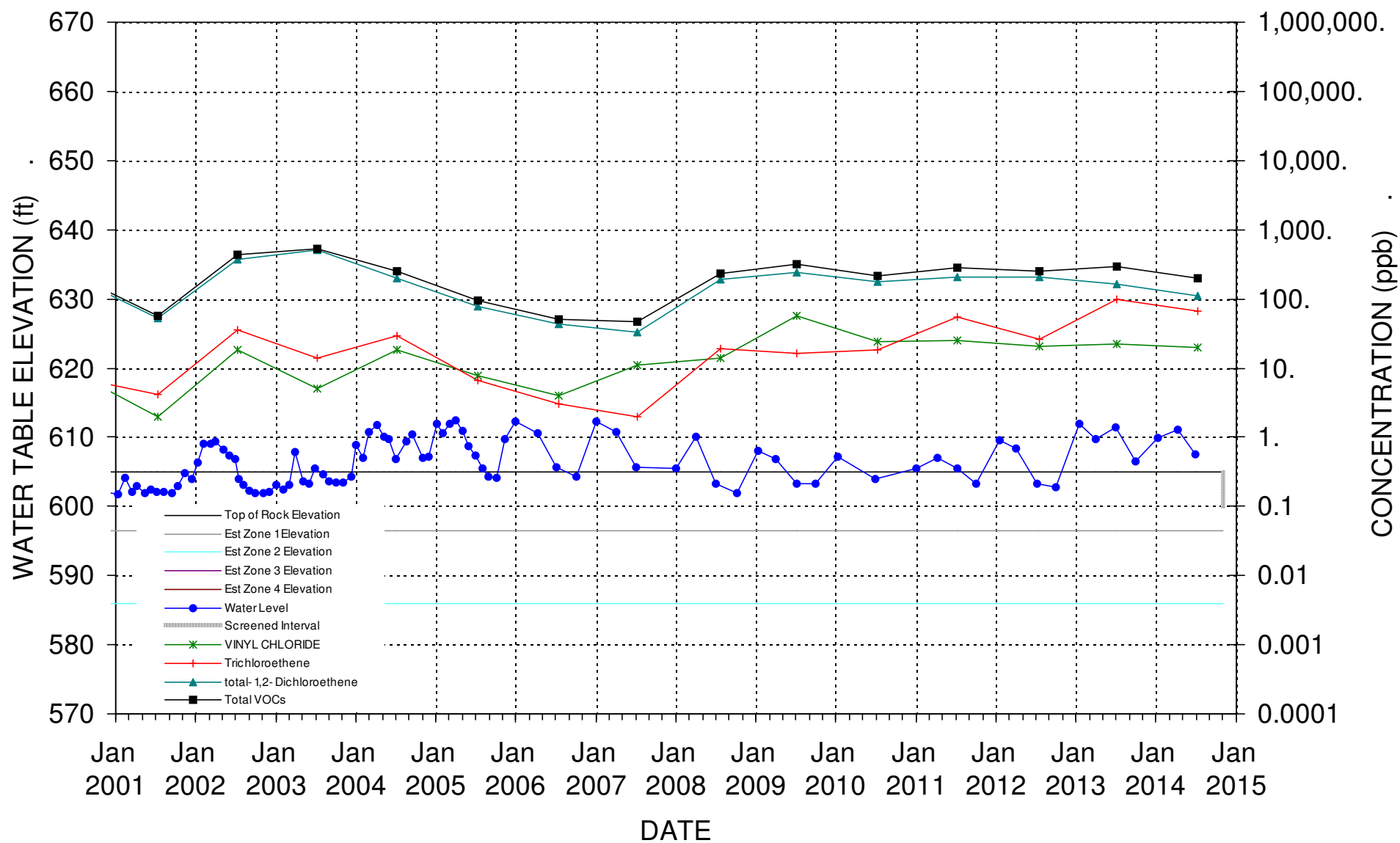


PARSONS
40 LA RIVIERE DRIVE, SUITE 350
BUFFALO, NEW YORK 14202
716-541-0730

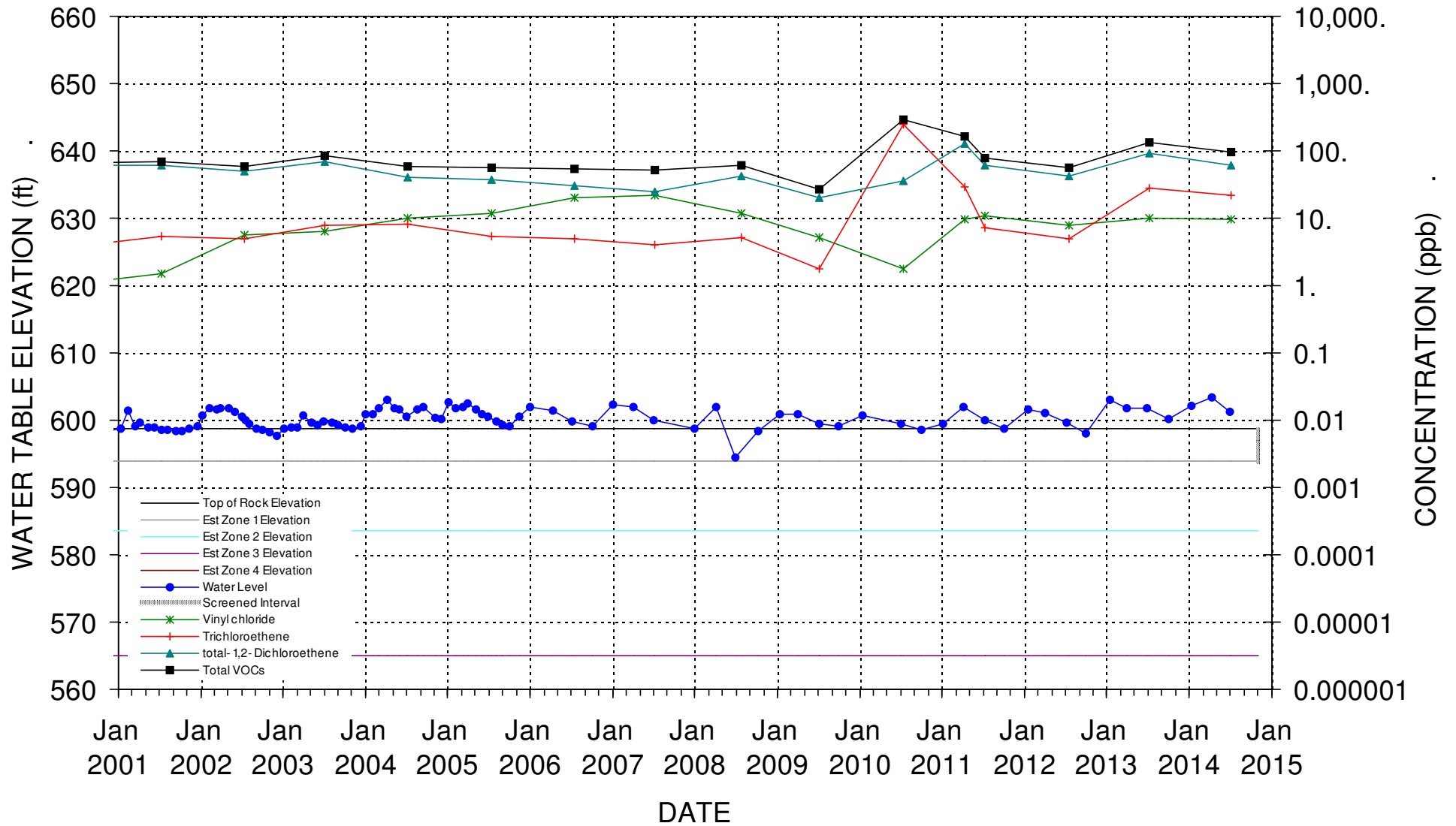
ATLANTIC RICHFIELD COMPANY
FORMER CARBORUNDUM FACILITY
GROUNDWATER ELEVATION
ZONE 1 - OCTOBER 1, 2014

APPENDIX B
TIME SERIES PLOTS FROM WATER LEVELS AND WATER QUALITY
DATABASE

WATER LEVELS & CHLORINATED SOLVENT CONCENTRATIONS **WELL B- 3M**

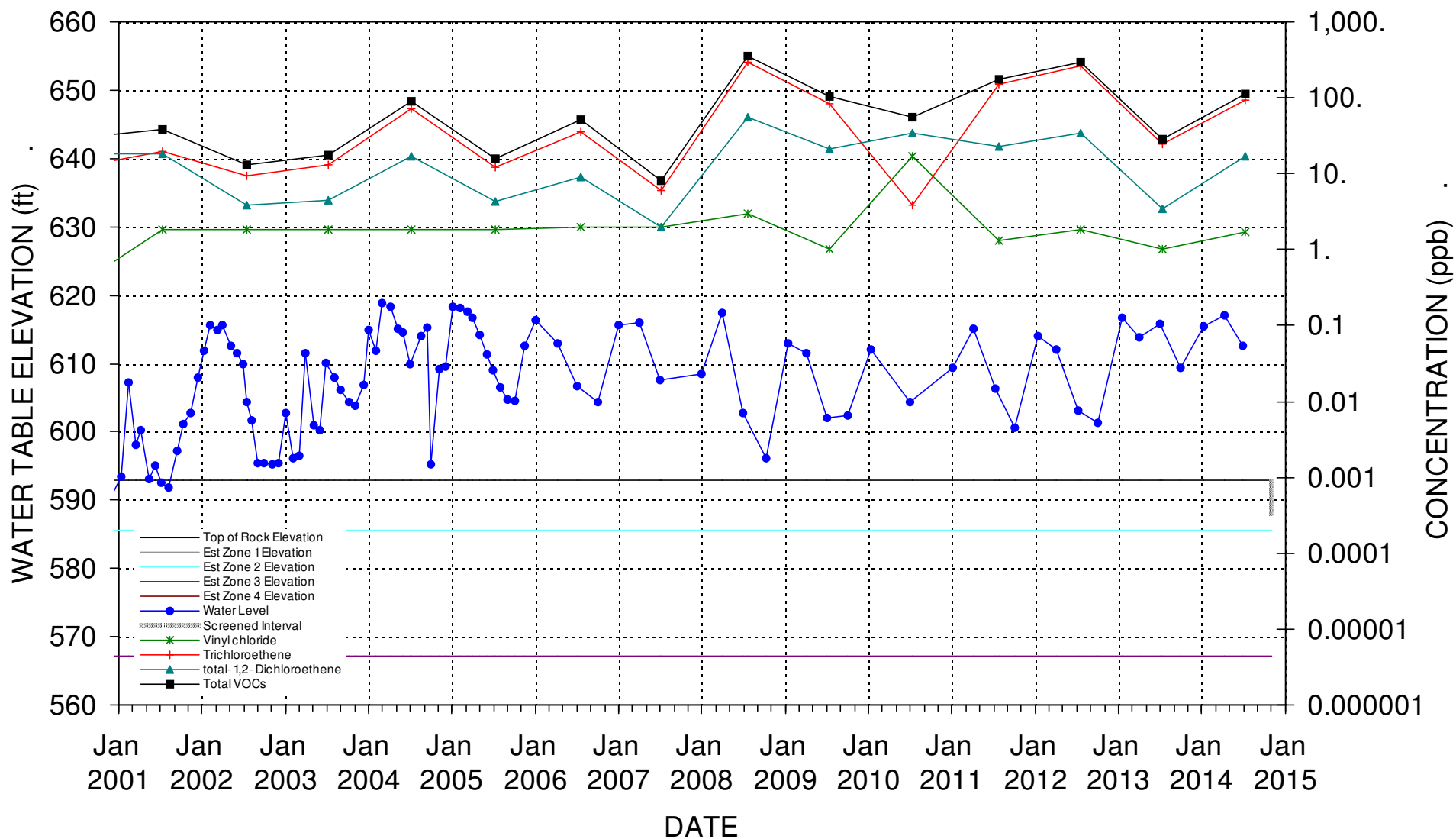


WATER LEVELS & CHLORINATED SOLVENT CONCENTRATIONS WELL B- 4M



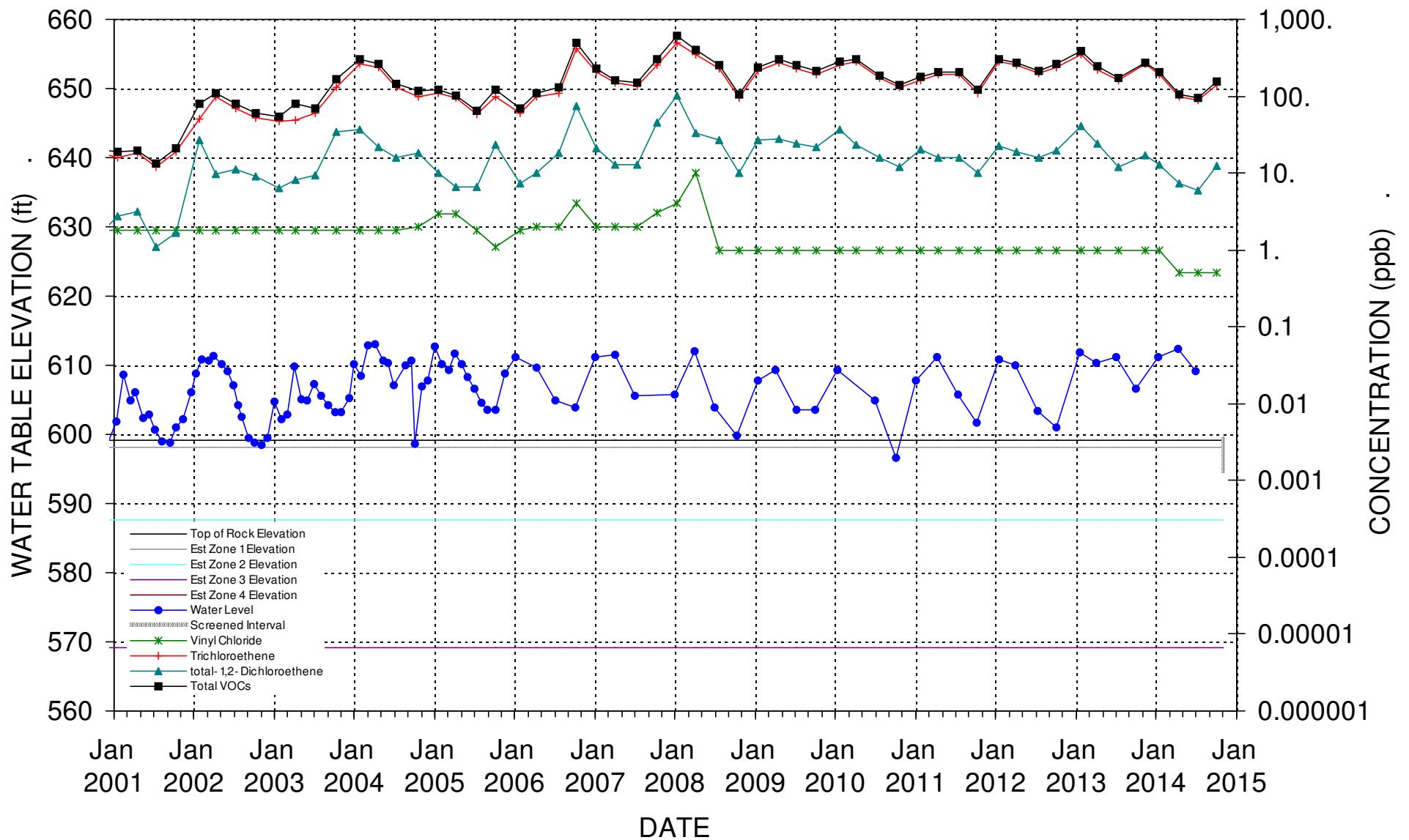
WATER LEVELS & CHLORINATED SOLVENT CONCENTRATIONS

WELL B- 5M



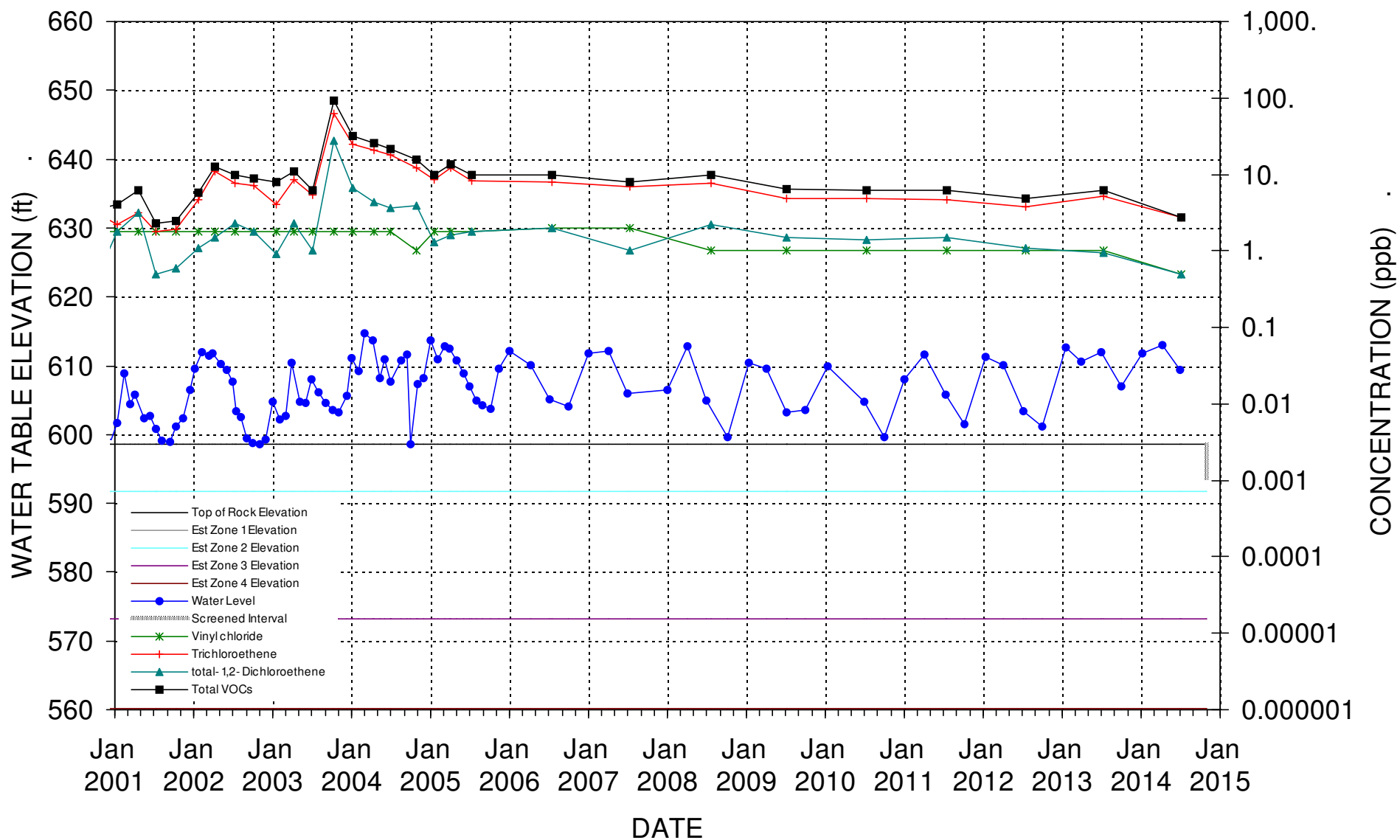
WATER LEVELS & CHLORINATED SOLVENT CONCENTRATIONS

WELL B- 6M

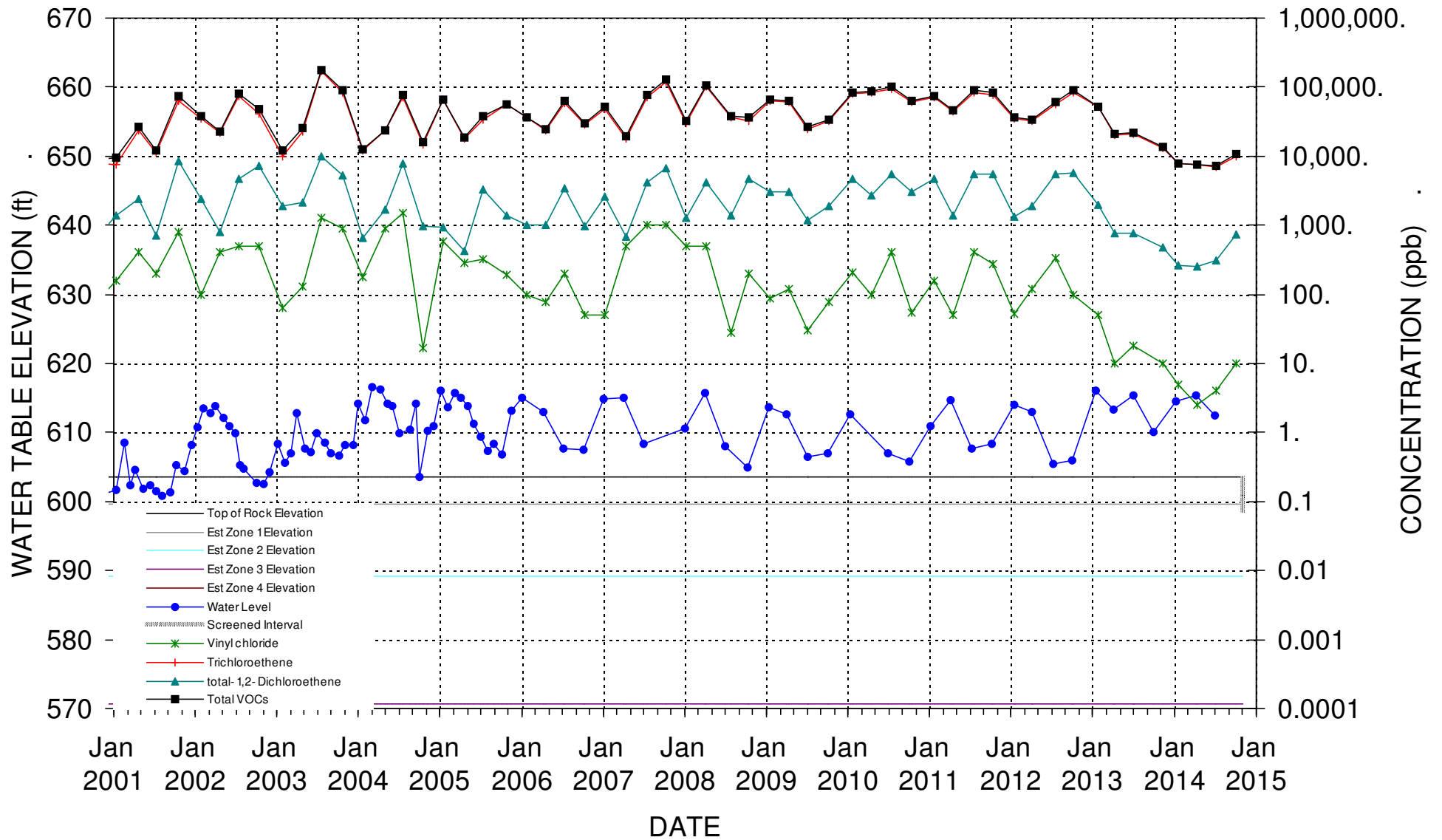


WATER LEVELS & CHLORINATED SOLVENT CONCENTRATIONS

WELL B- 7M

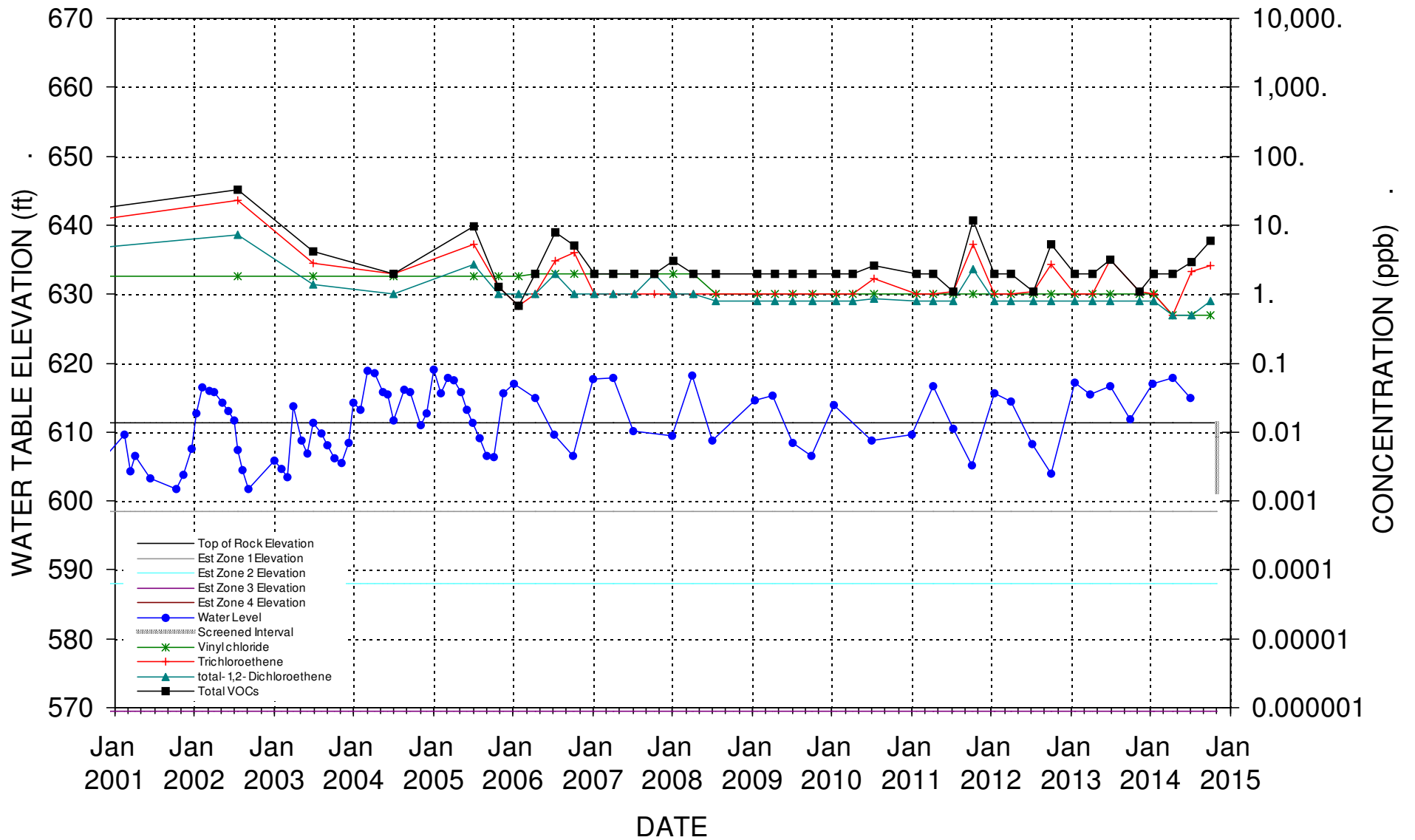


WATER LEVELS & CHLORINATED SOLVENT CONCENTRATIONS **WELL B- 8M**



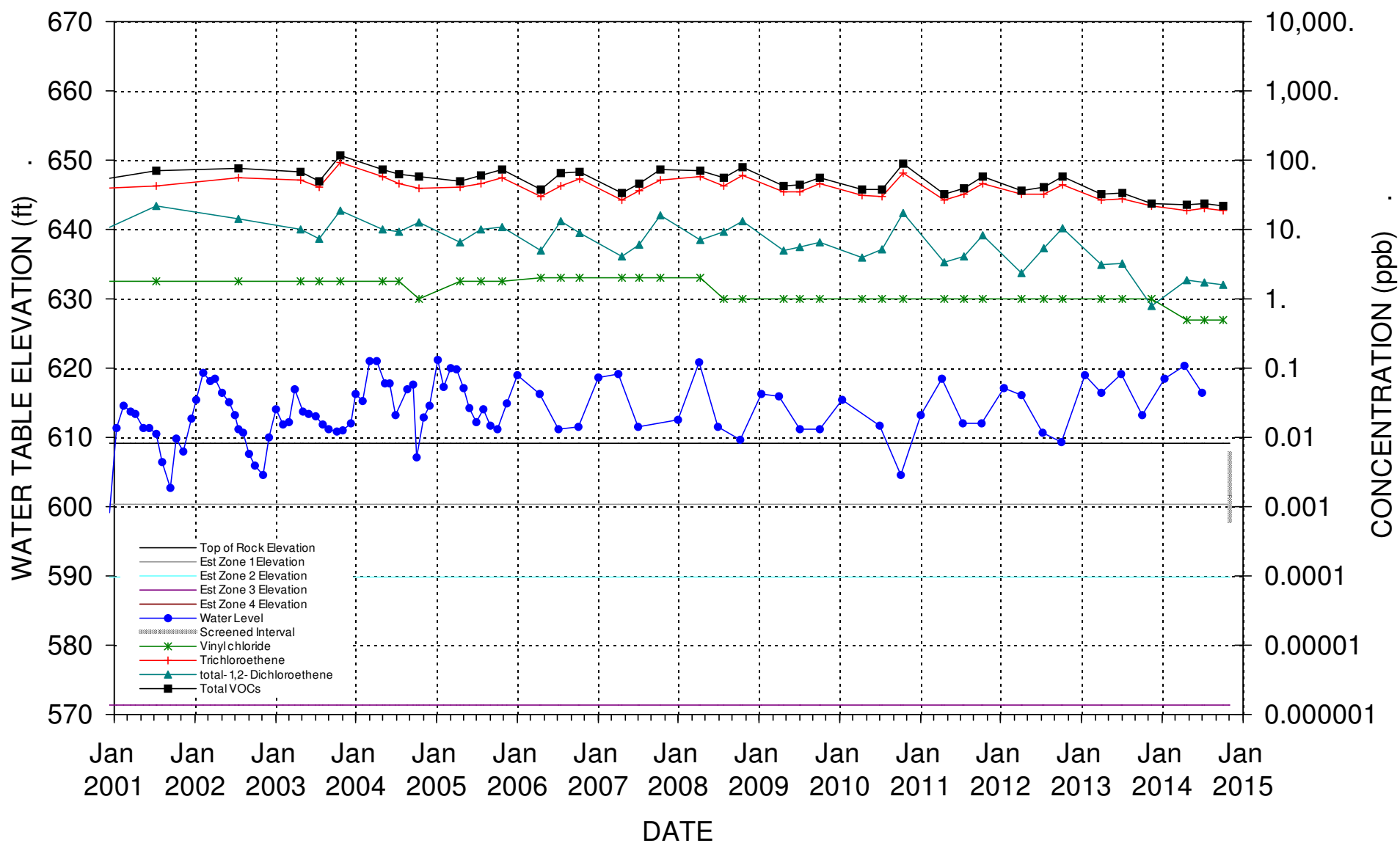
WATER LEVELS & CHLORINATED SOLVENT CONCENTRATIONS

WELL B- 9M



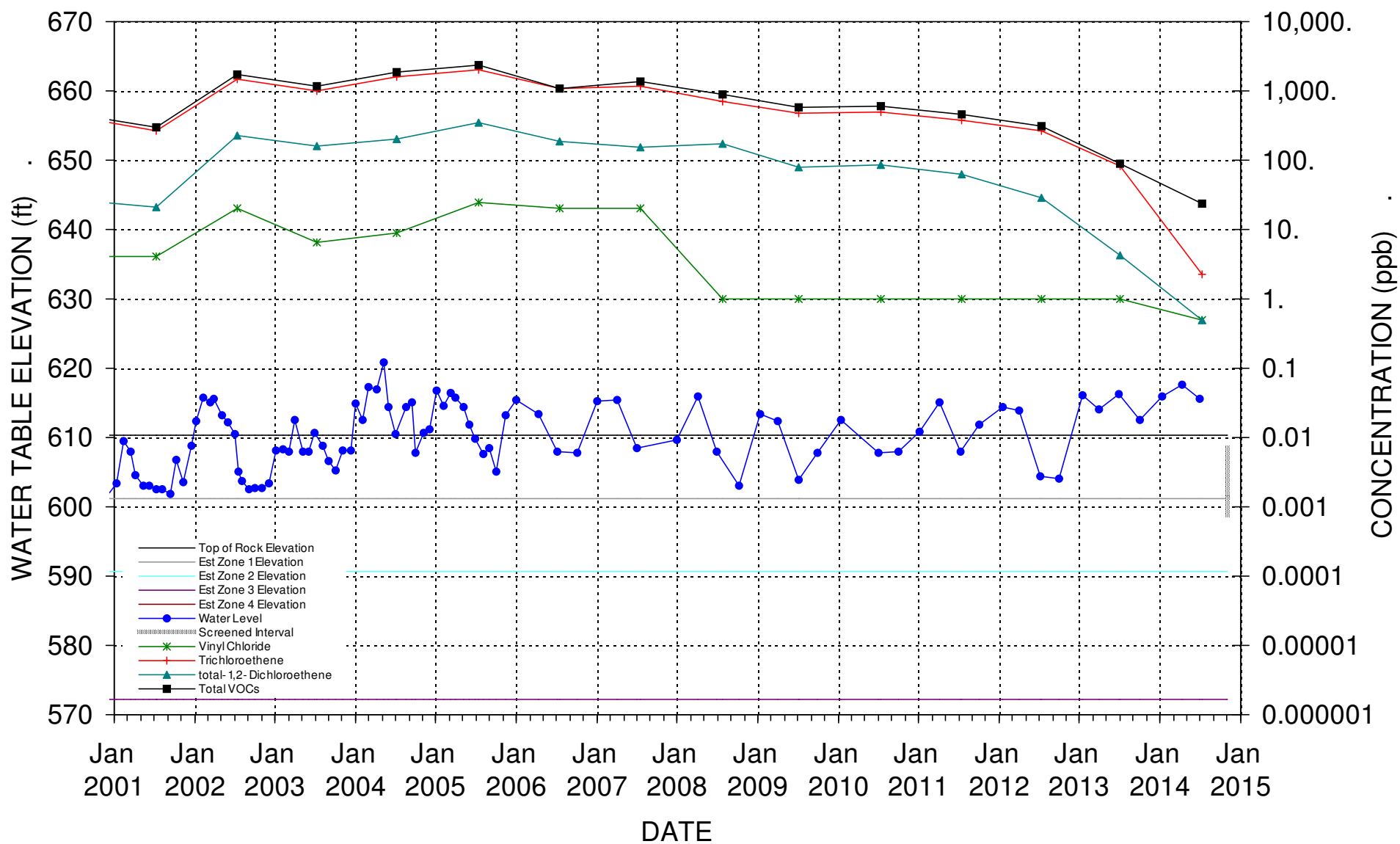
WATER LEVELS & CHLORINATED SOLVENT CONCENTRATIONS

WELL B-10M



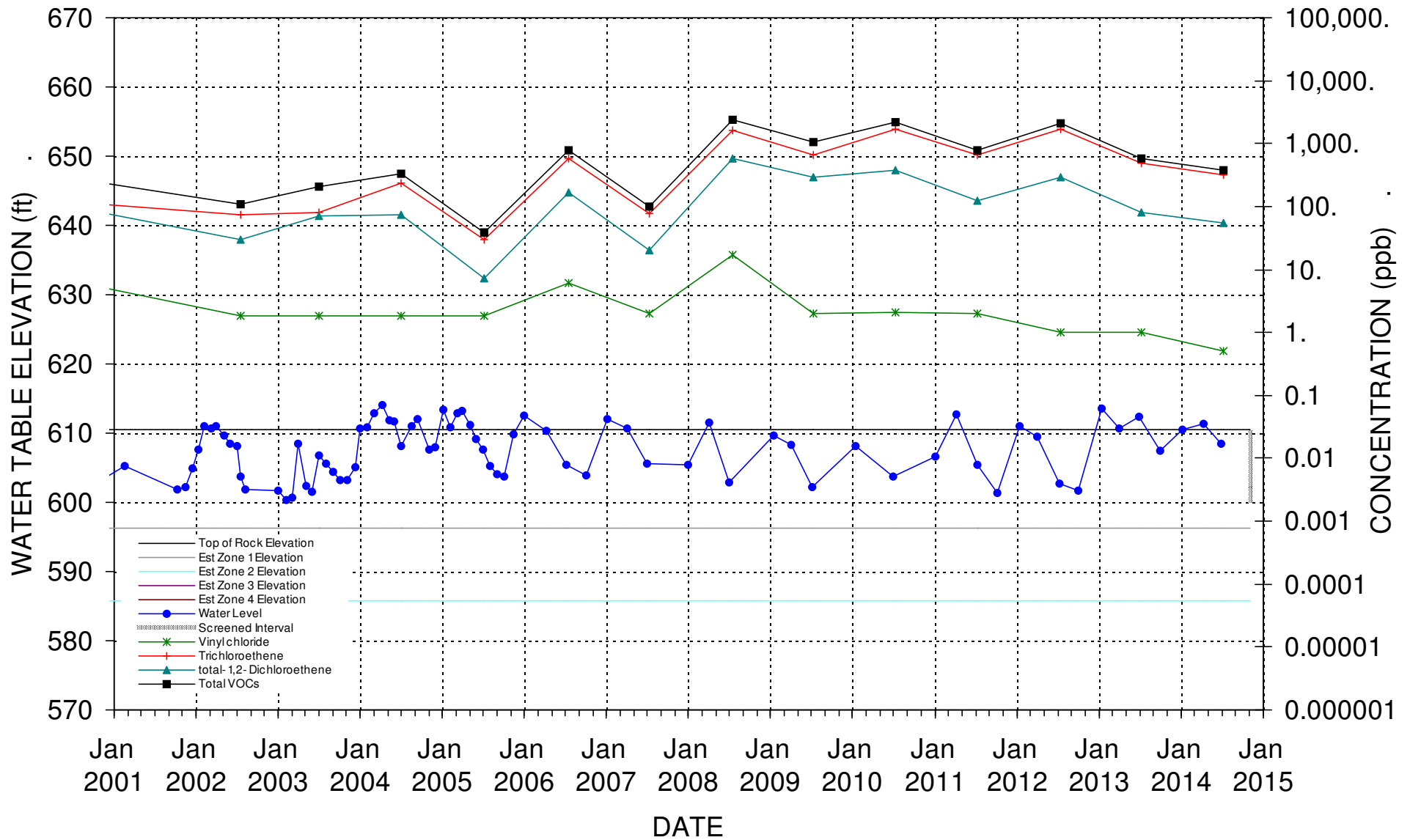
WATER LEVELS & CHLORINATED SOLVENT CONCENTRATIONS

WELL B-11M



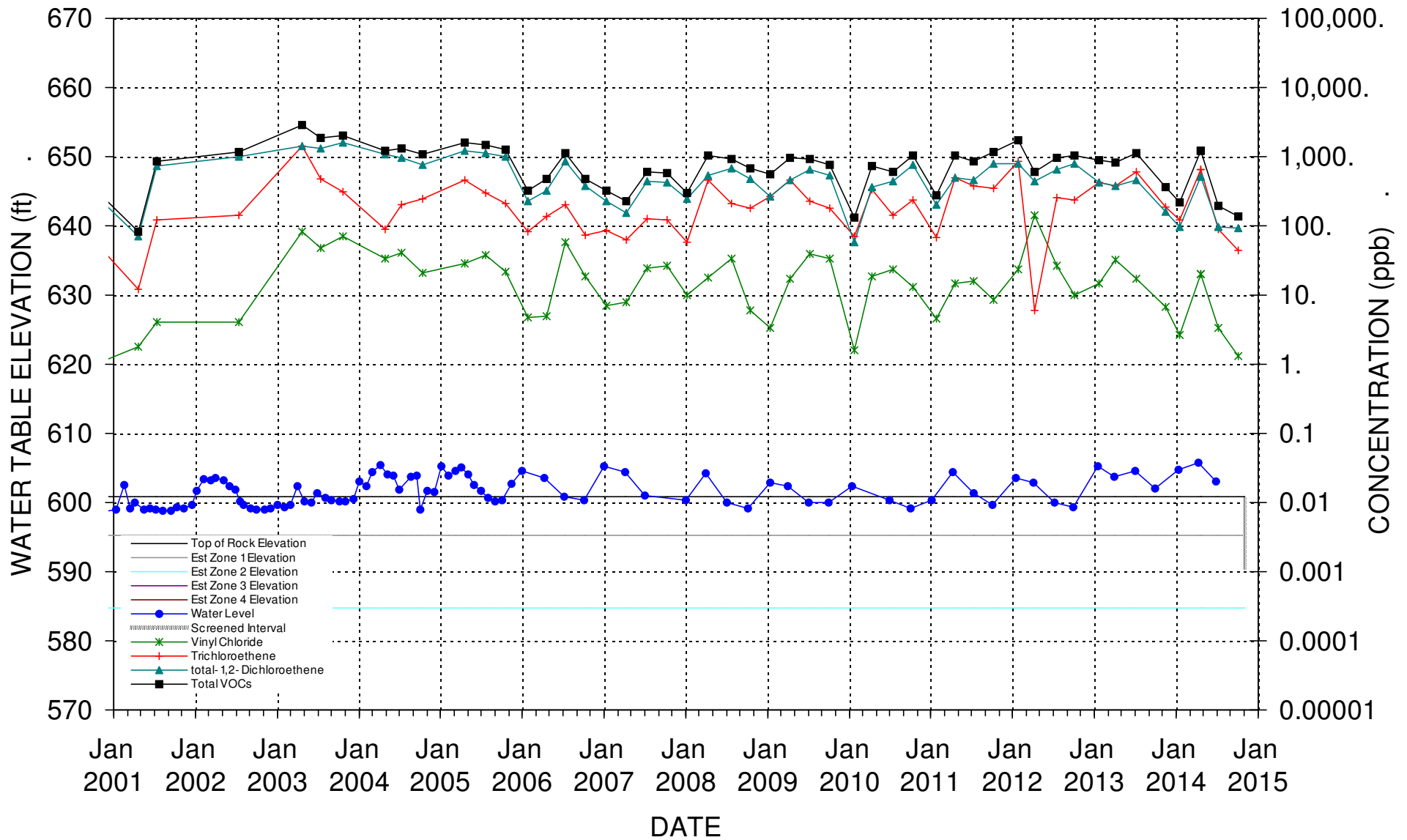
WATER LEVELS & CHLORINATED SOLVENT CONCENTRATIONS

WELL B-12M

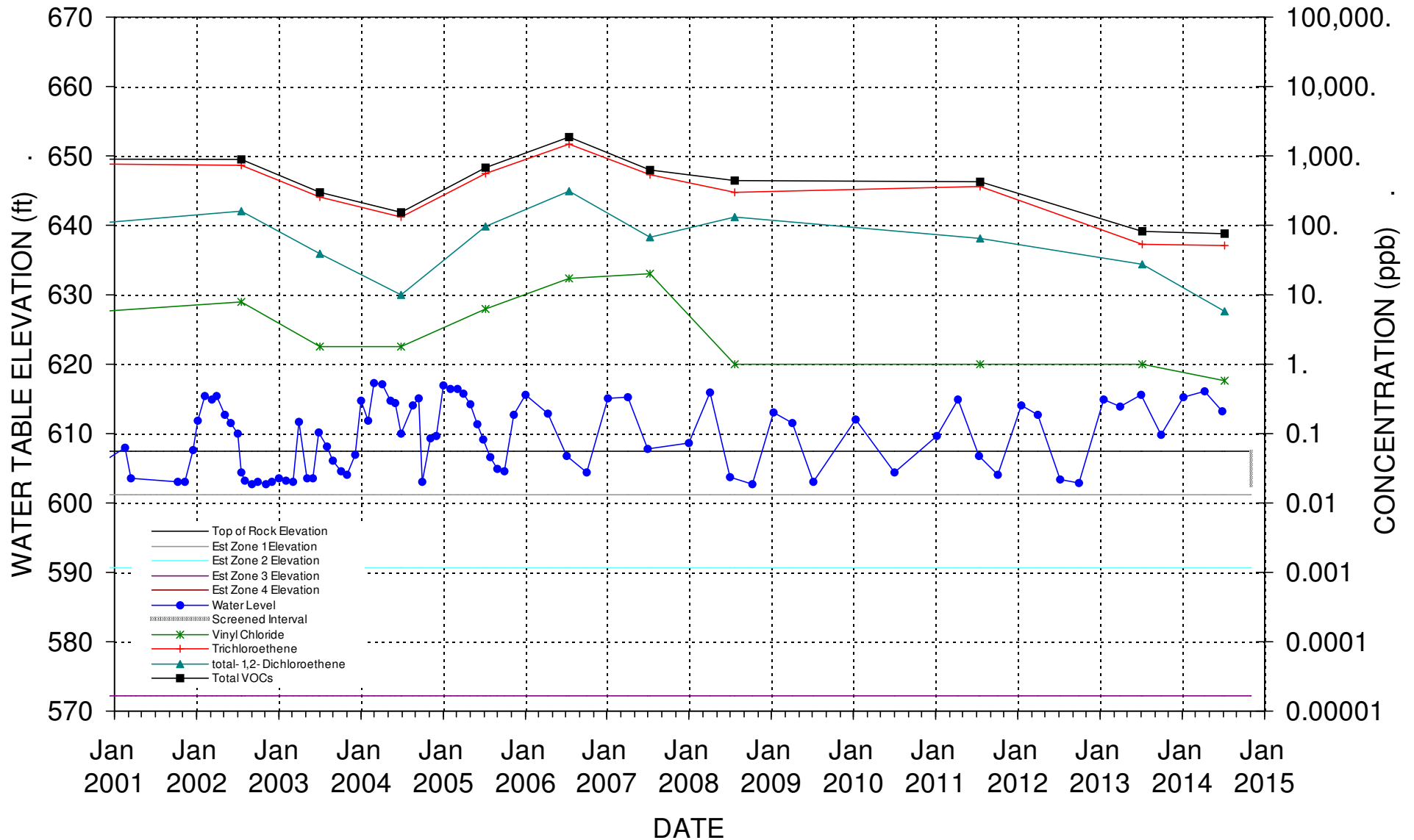


WATER LEVELS & CHLORINATED SOLVENT CONCENTRATIONS

WELL B-13M

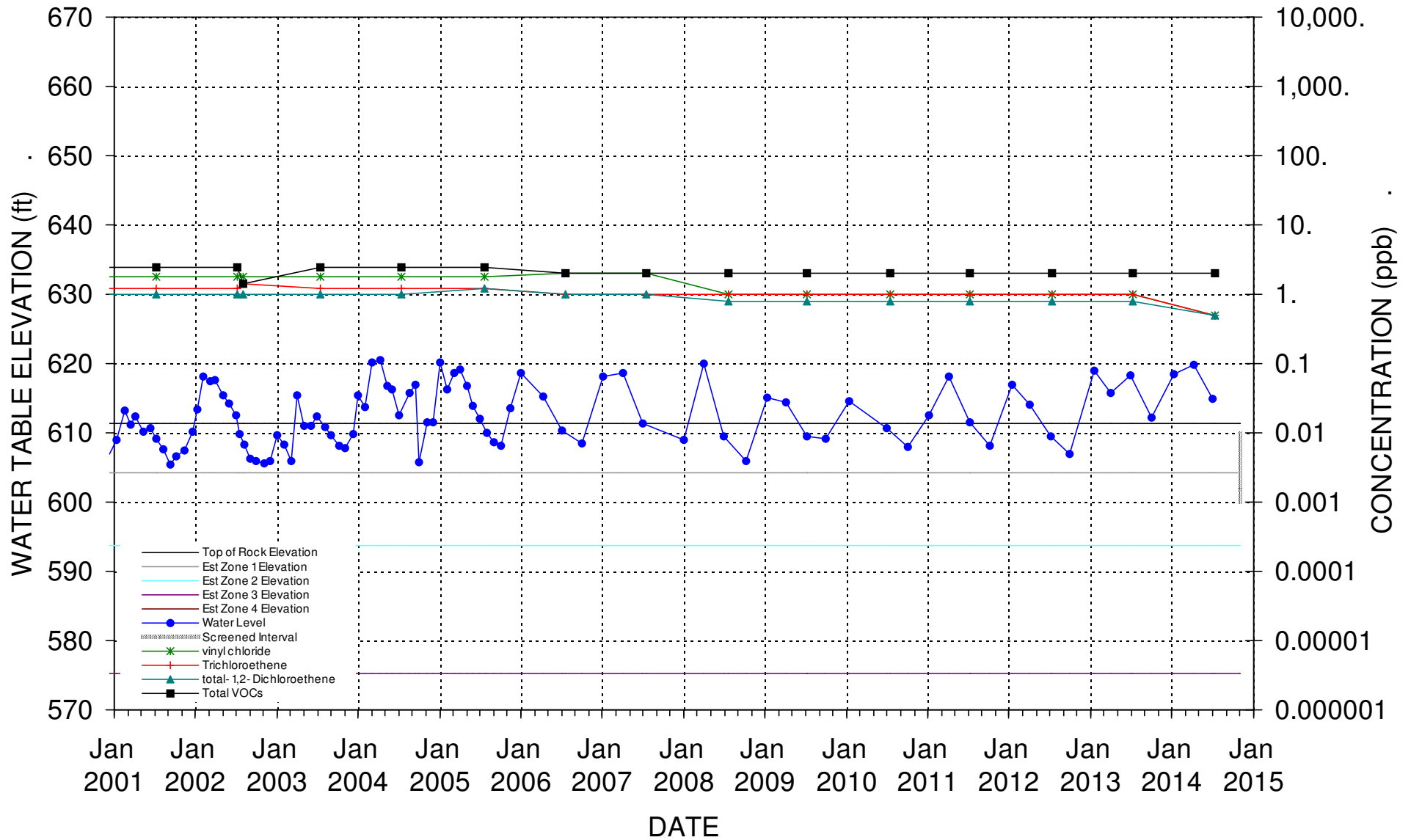


WATER LEVELS & CHLORINATED SOLVENT CONCENTRATIONS **WELL B-14M**



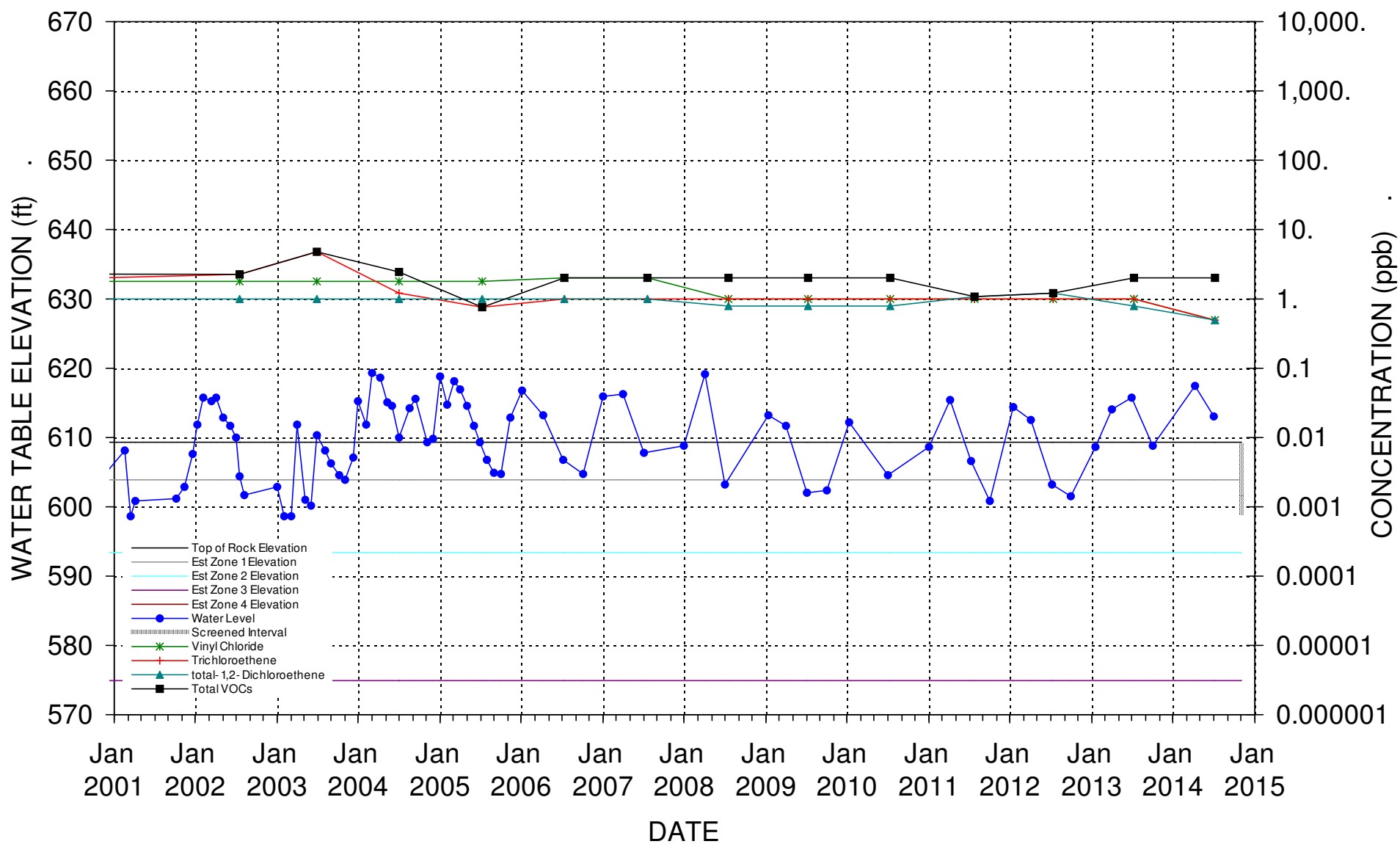
WATER LEVELS & CHLORINATED SOLVENT CONCENTRATIONS

WELL B-15M

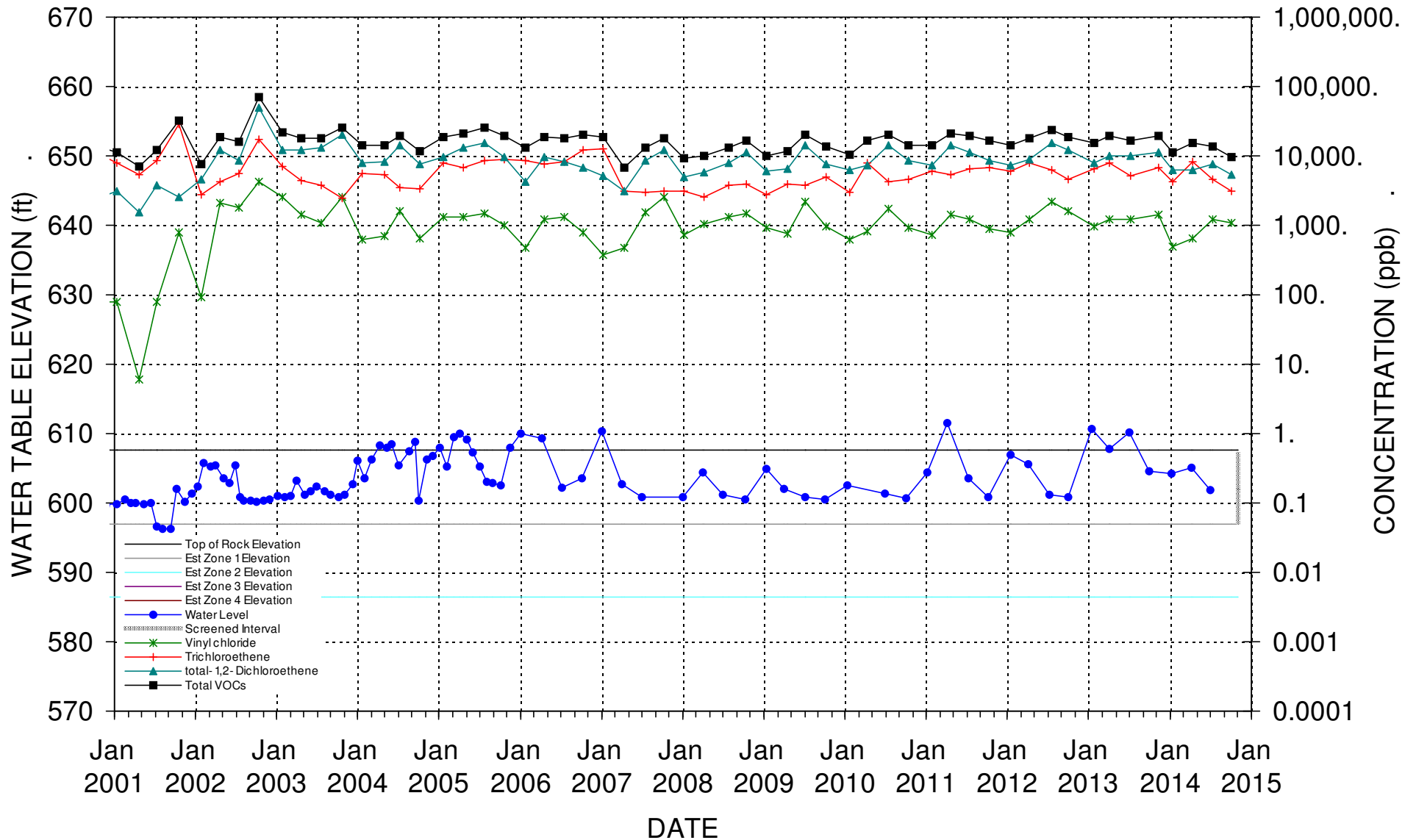


WATER LEVELS & CHLORINATED SOLVENT CONCENTRATIONS

WELL B-16M

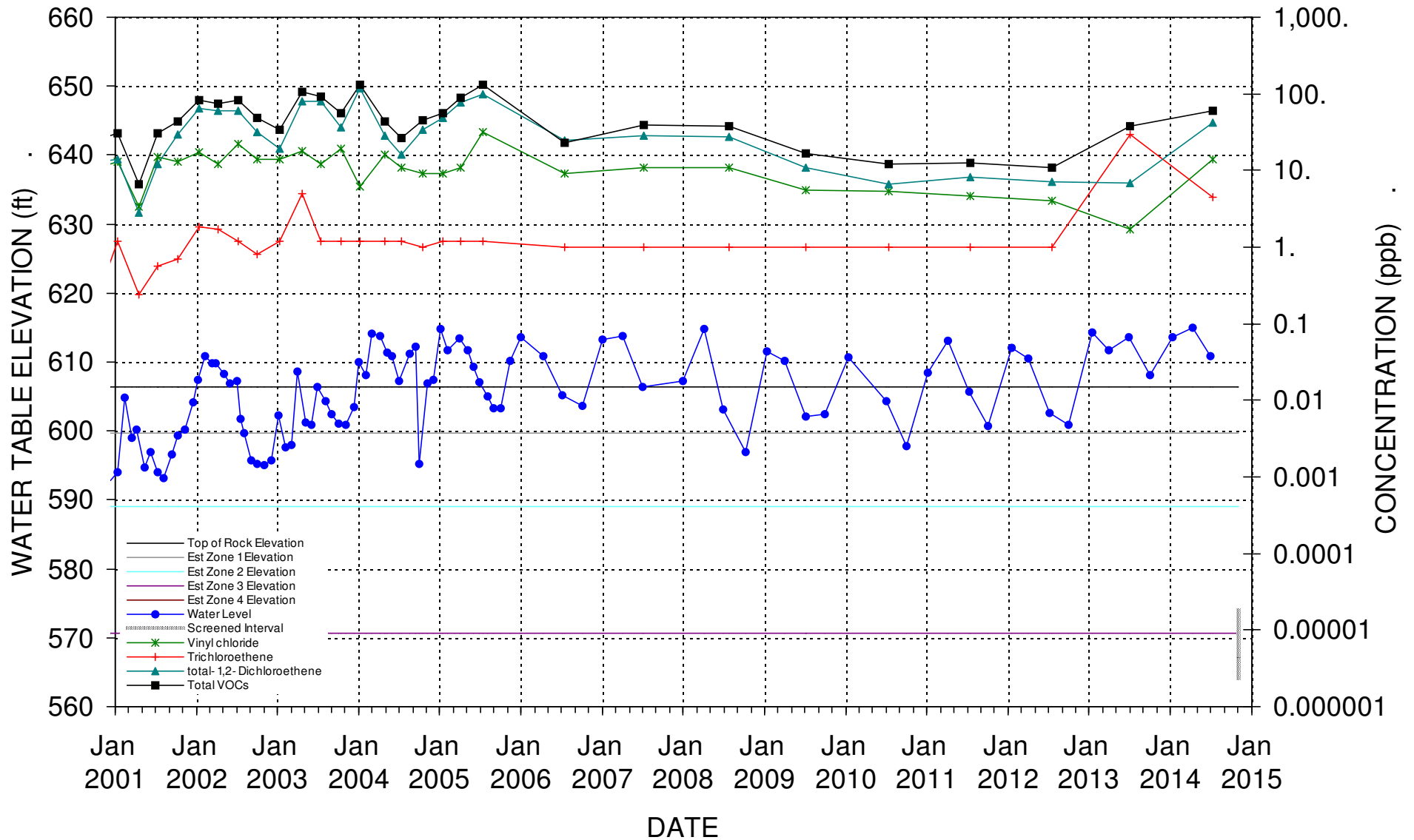


WATER LEVELS & CHLORINATED SOLVENT CONCENTRATIONS WELL B-17M



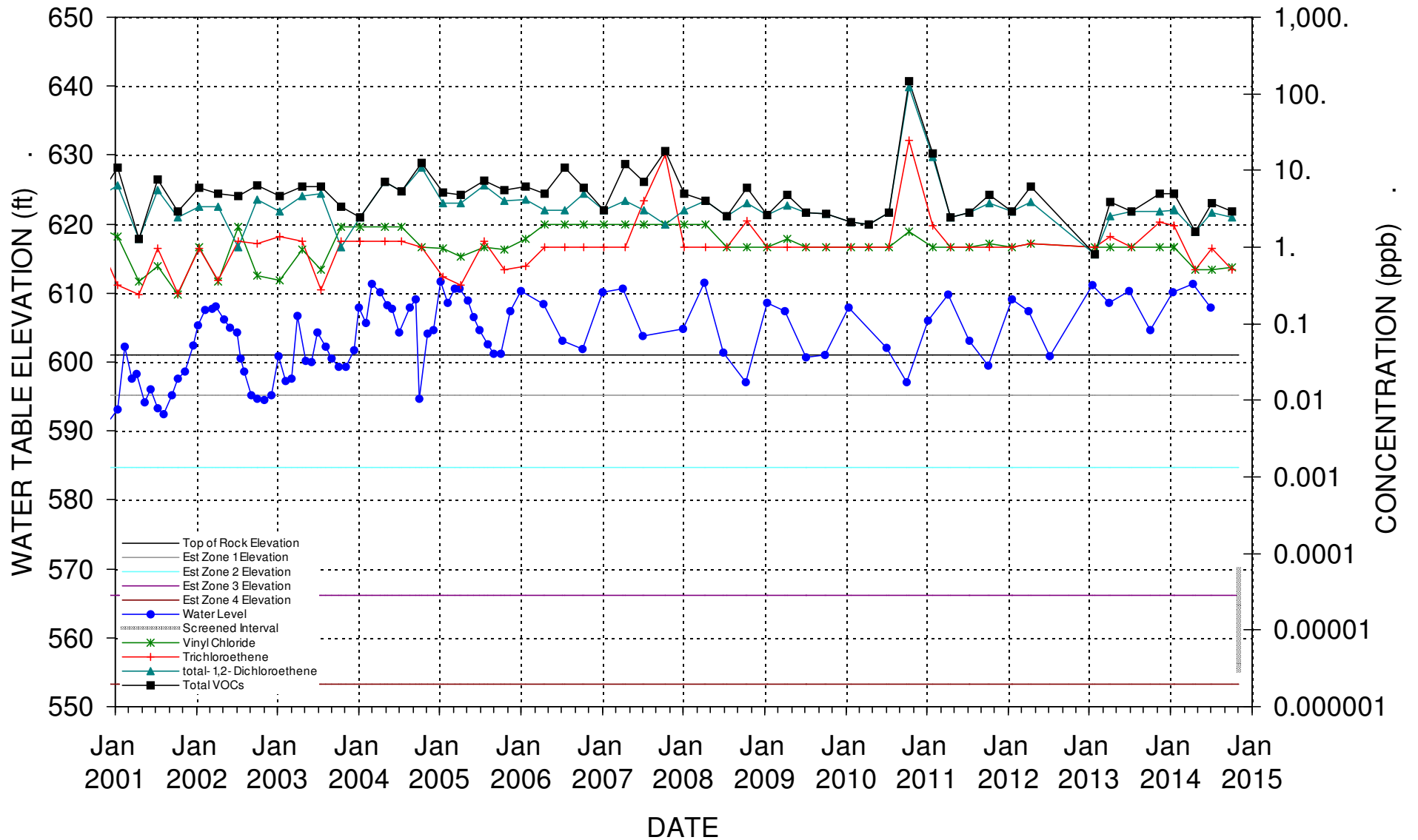
WATER LEVELS & CHLORINATED SOLVENT CONCENTRATIONS

WELL B-18M



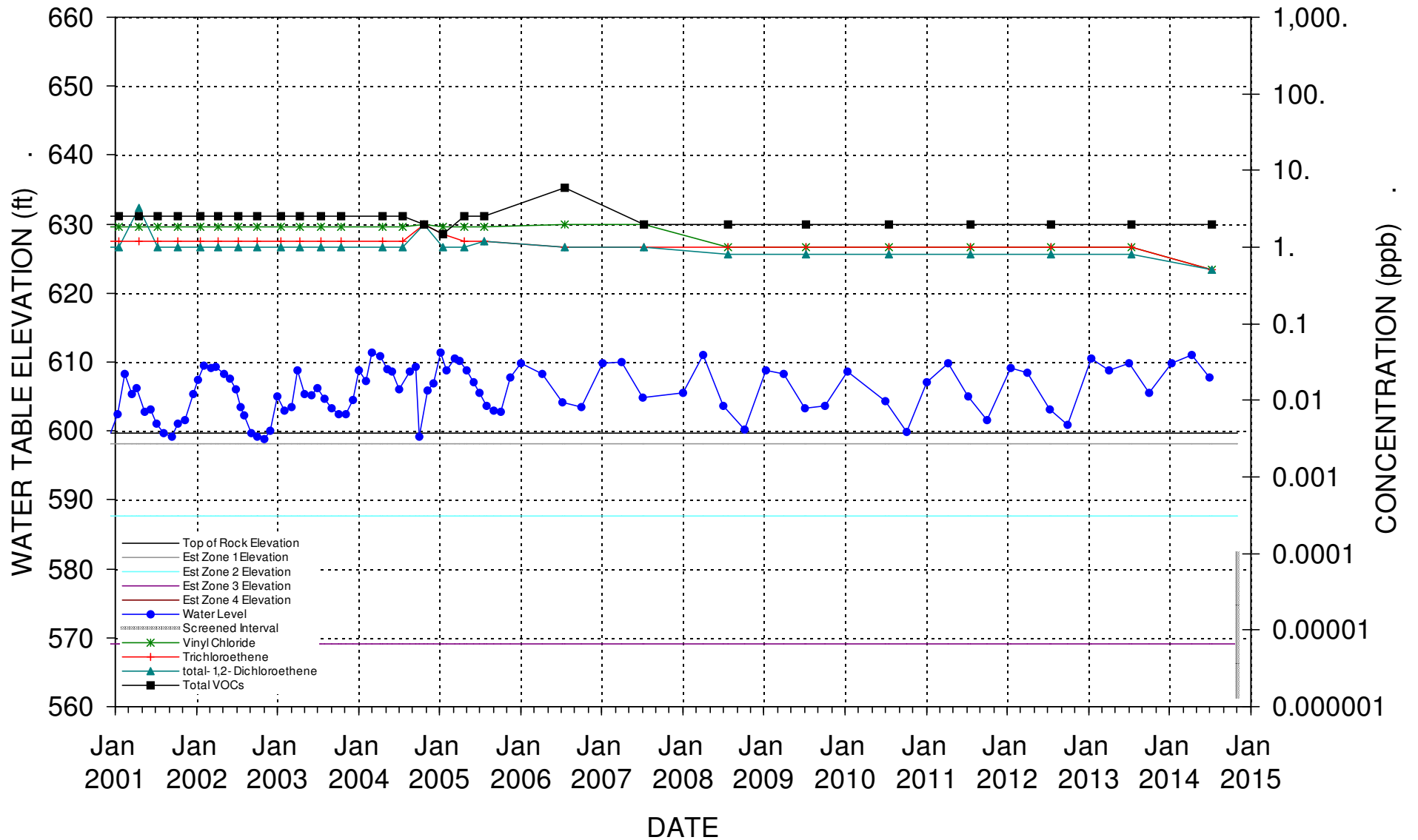
WATER LEVELS & CHLORINATED SOLVENT CONCENTRATIONS

WELL B-19M



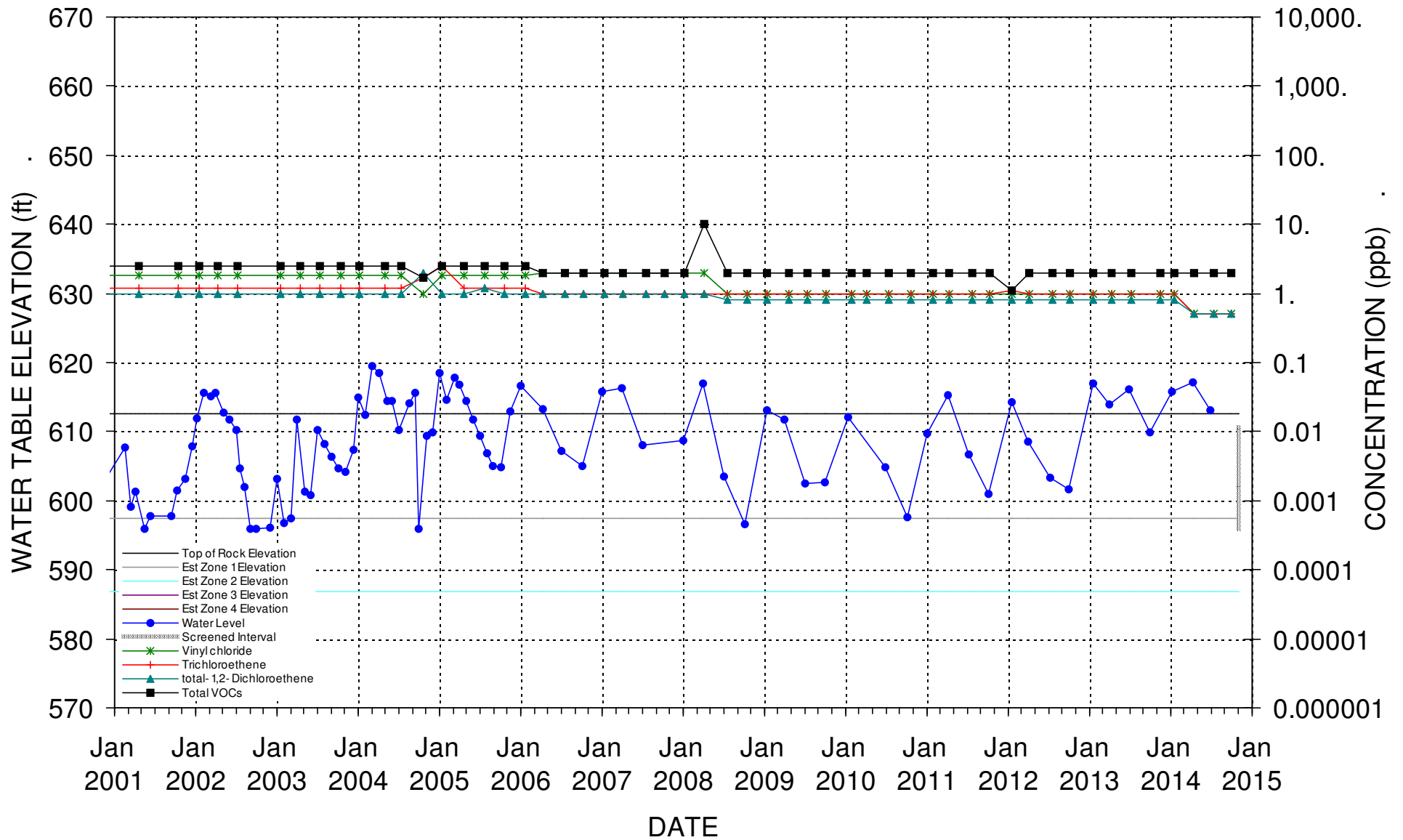
WATER LEVELS & CHLORINATED SOLVENT CONCENTRATIONS

WELL B-20M

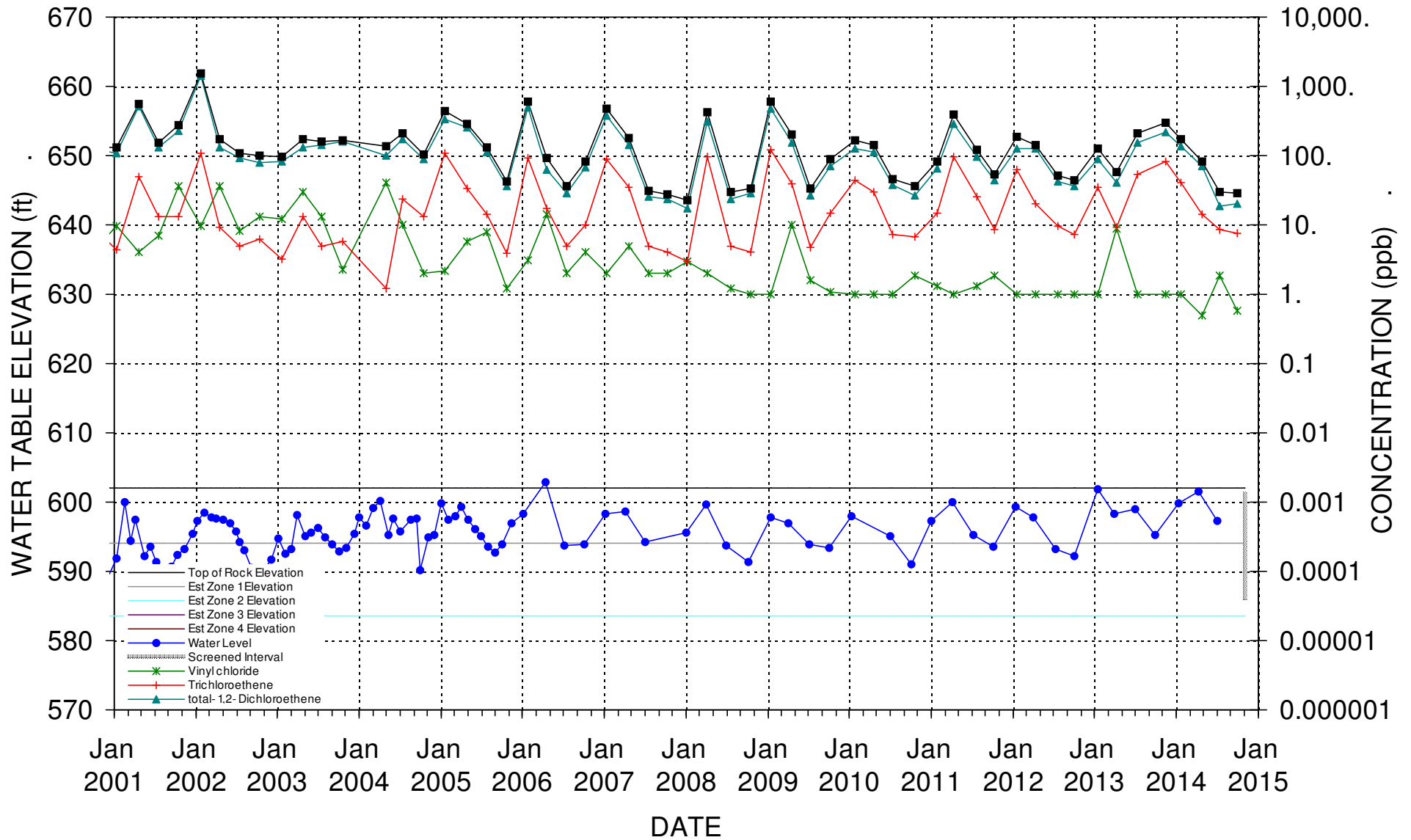


WATER LEVELS & CHLORINATED SOLVENT CONCENTRATIONS

WELL B-21M

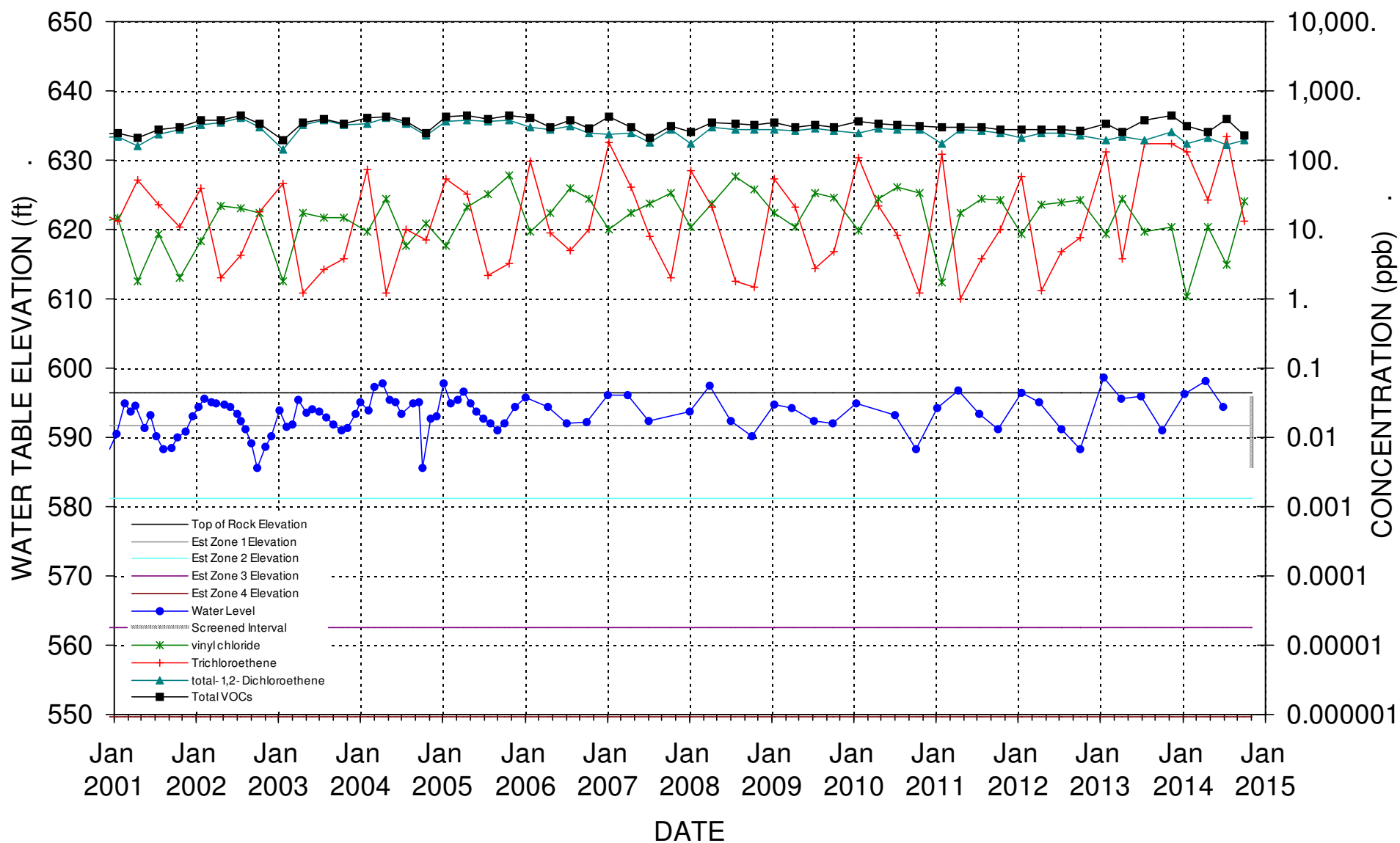


WATER LEVELS & CHLORINATED SOLVENT CONCENTRATIONS WELL B-22M



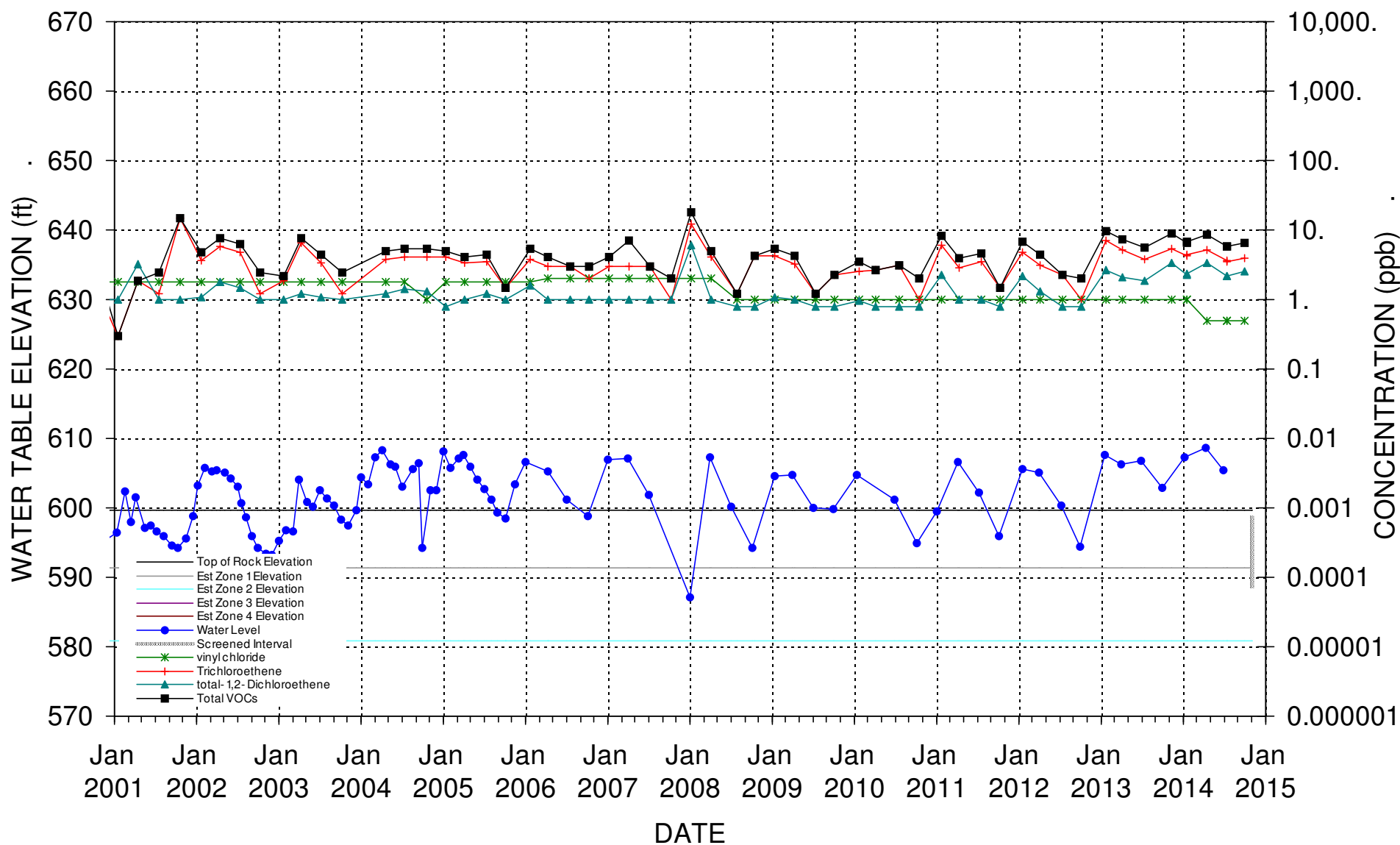
WATER LEVELS & CHLORINATED SOLVENT CONCENTRATIONS

WELL B-23M



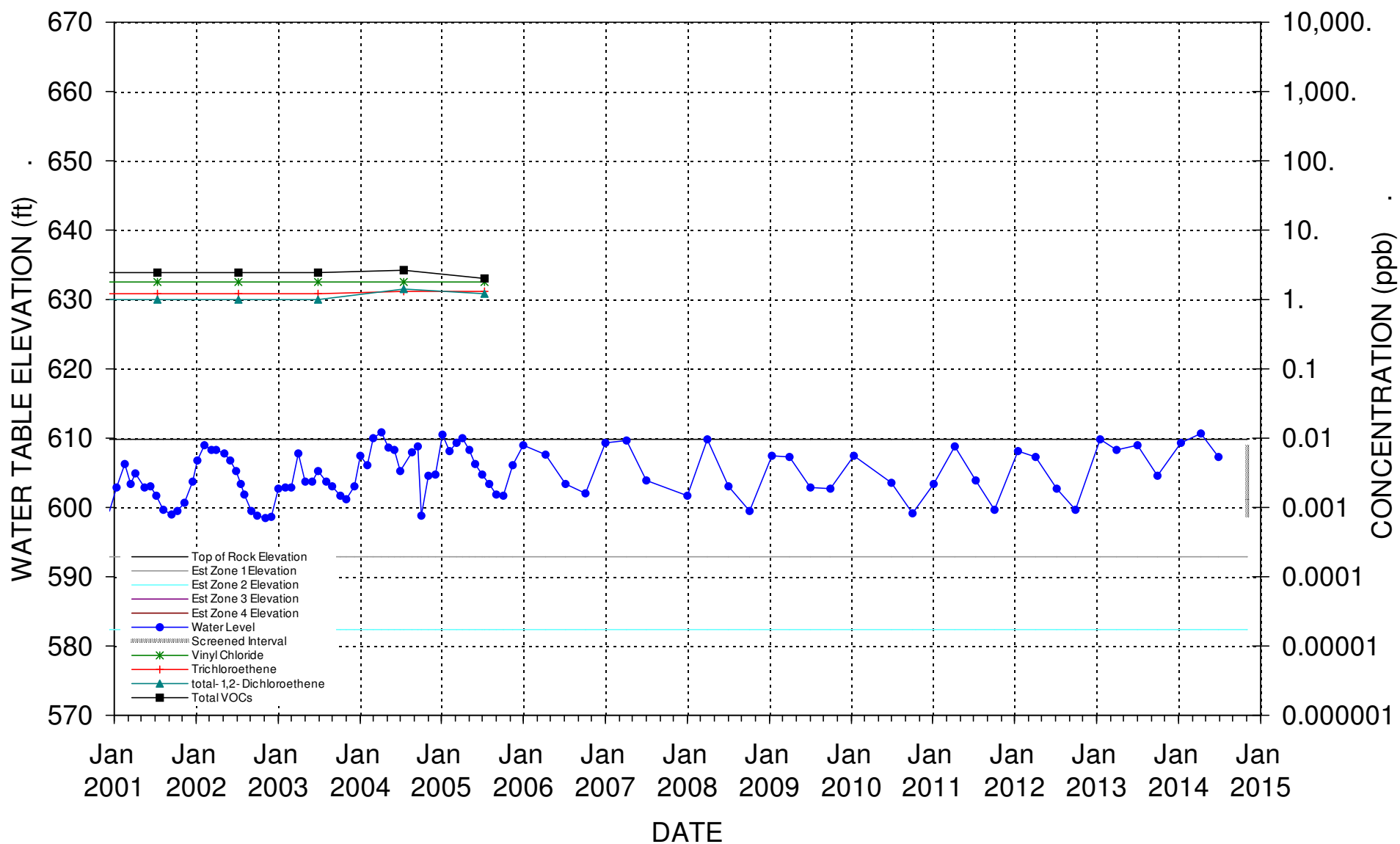
WATER LEVELS & CHLORINATED SOLVENT CONCENTRATIONS

WELL B-24M

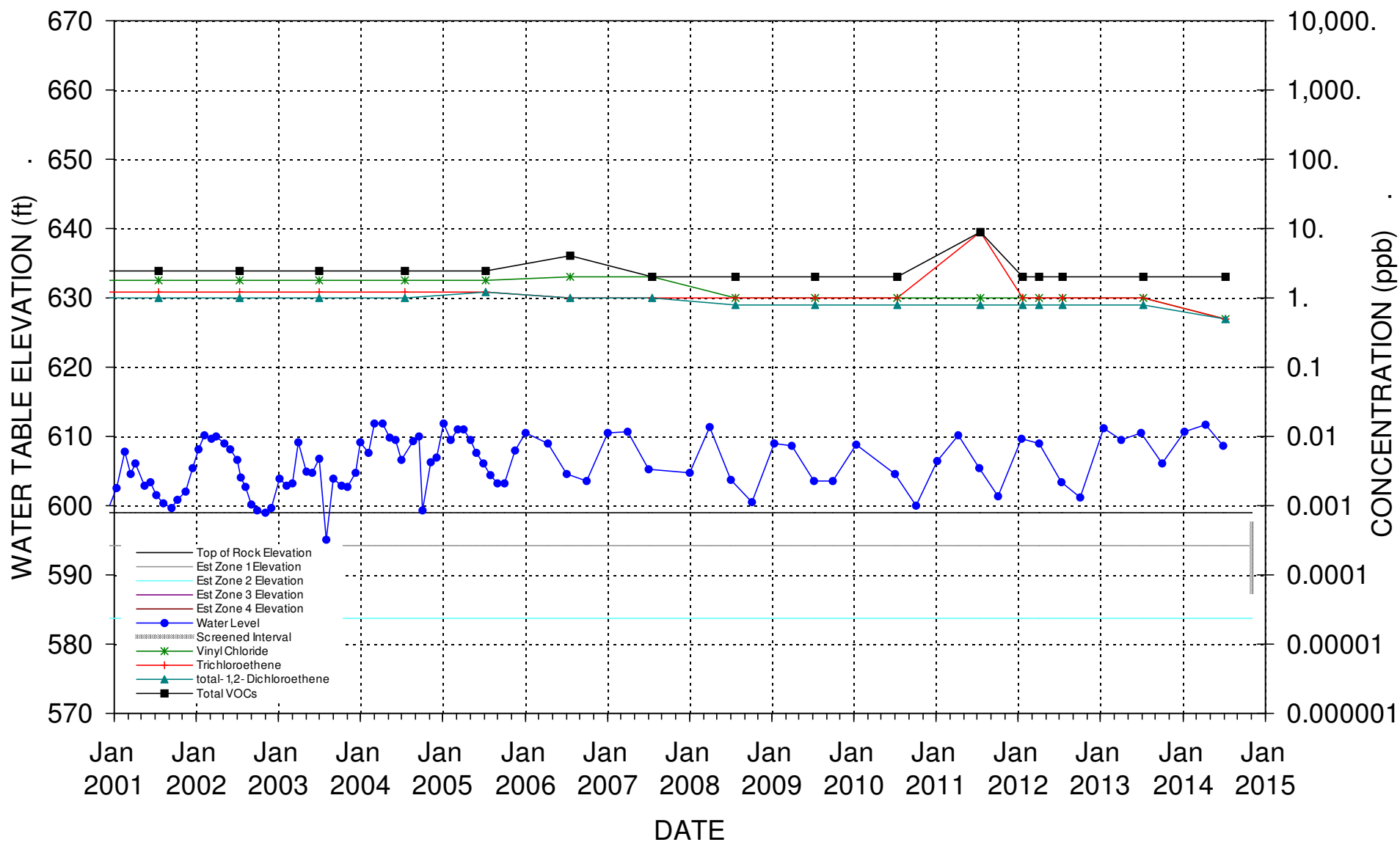


WATER LEVELS & CHLORINATED SOLVENT CONCENTRATIONS

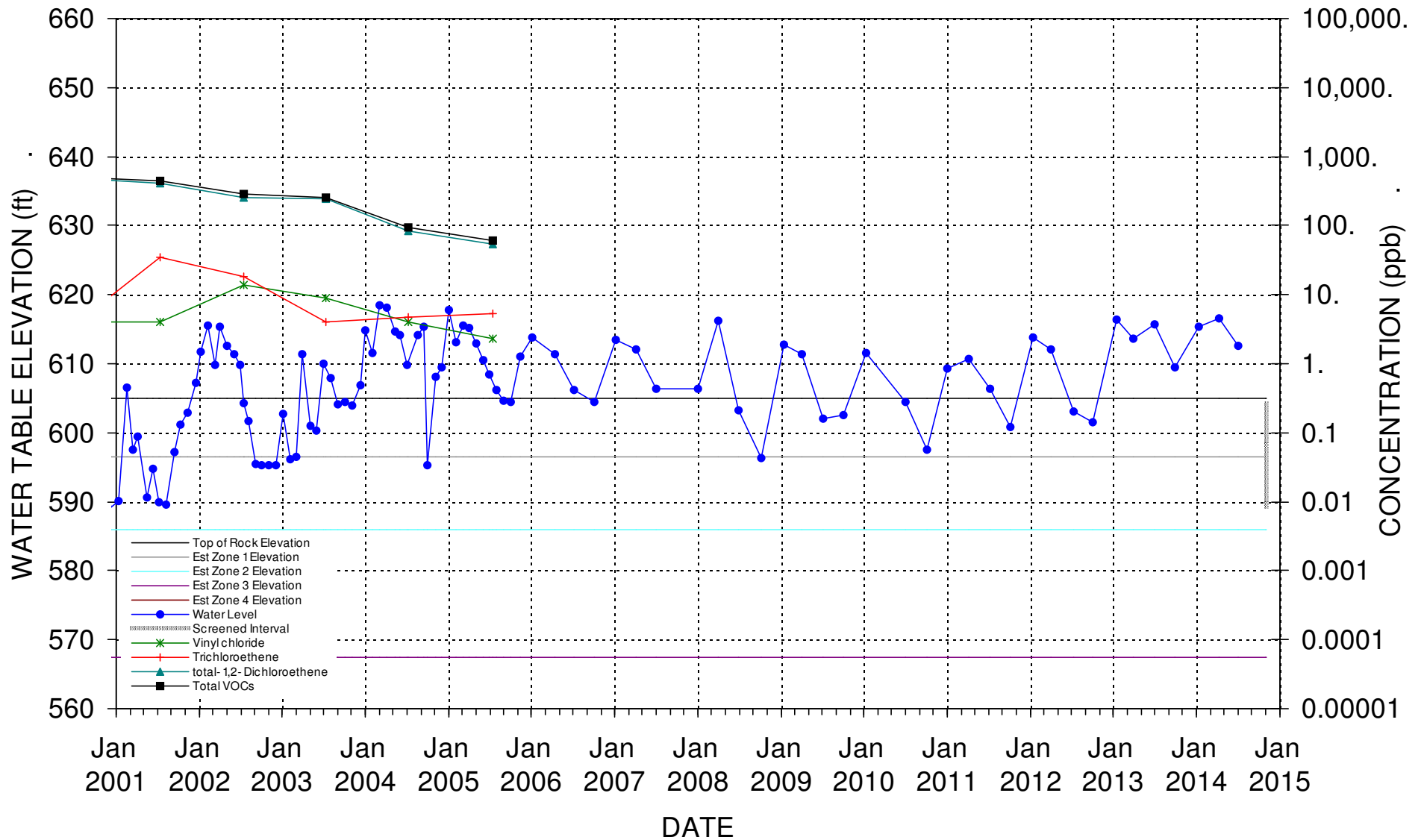
WELL B-25M



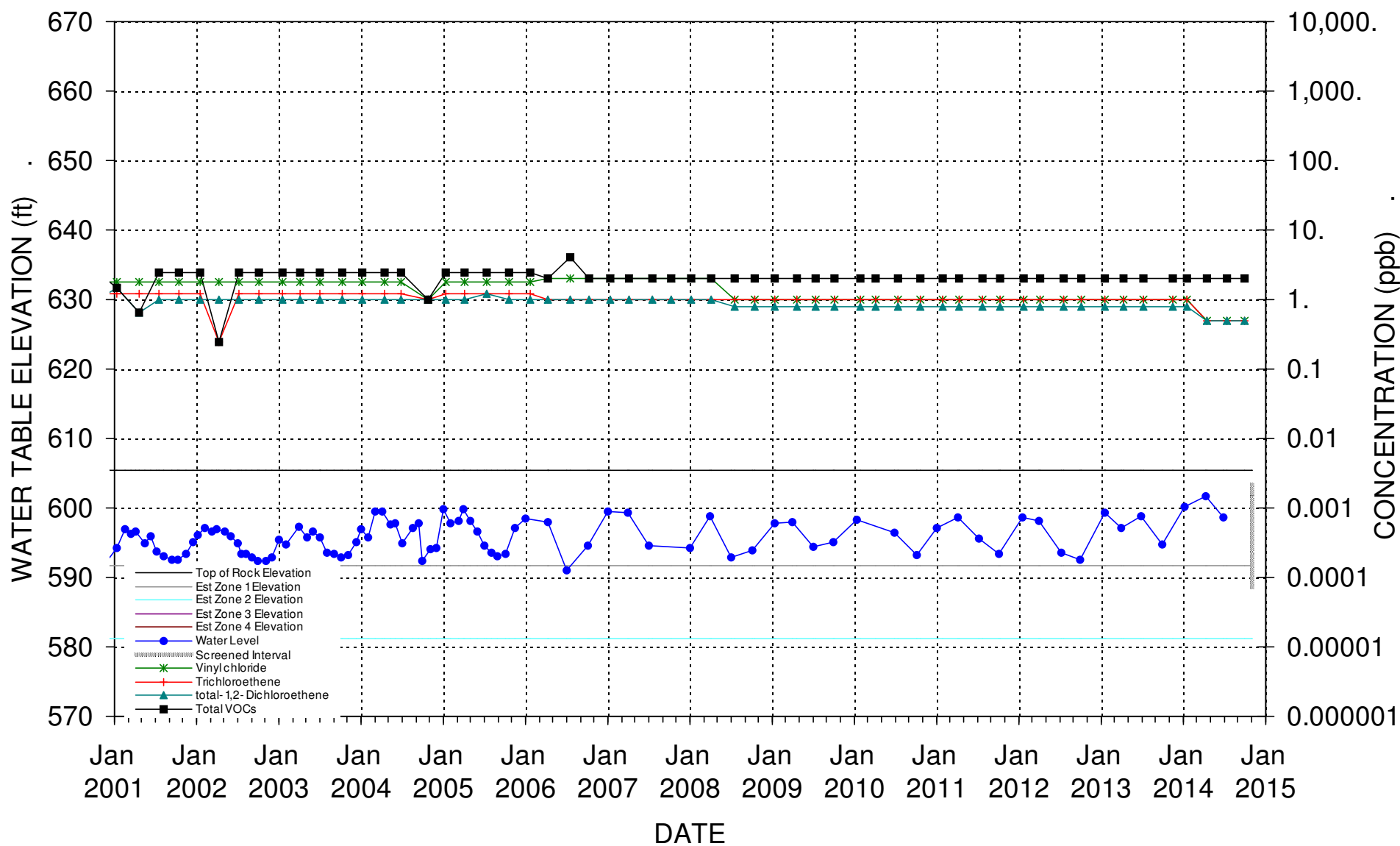
WATER LEVELS & CHLORINATED SOLVENT CONCENTRATIONS WELL B-26M



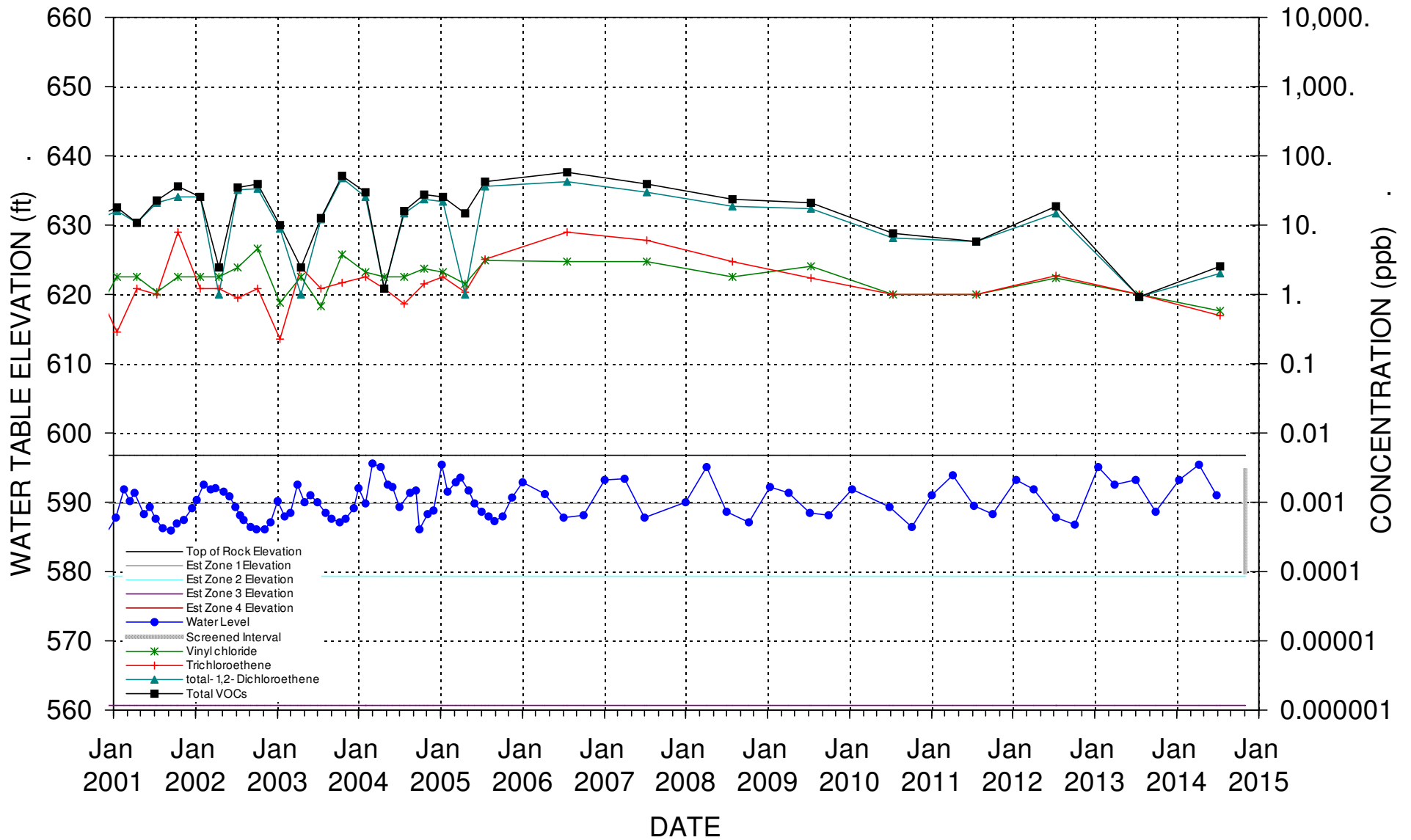
WATER LEVELS & CHLORINATED SOLVENT CONCENTRATIONS **WELL B-27M**



WATER LEVELS & CHLORINATED SOLVENT CONCENTRATIONS WELL B-28M

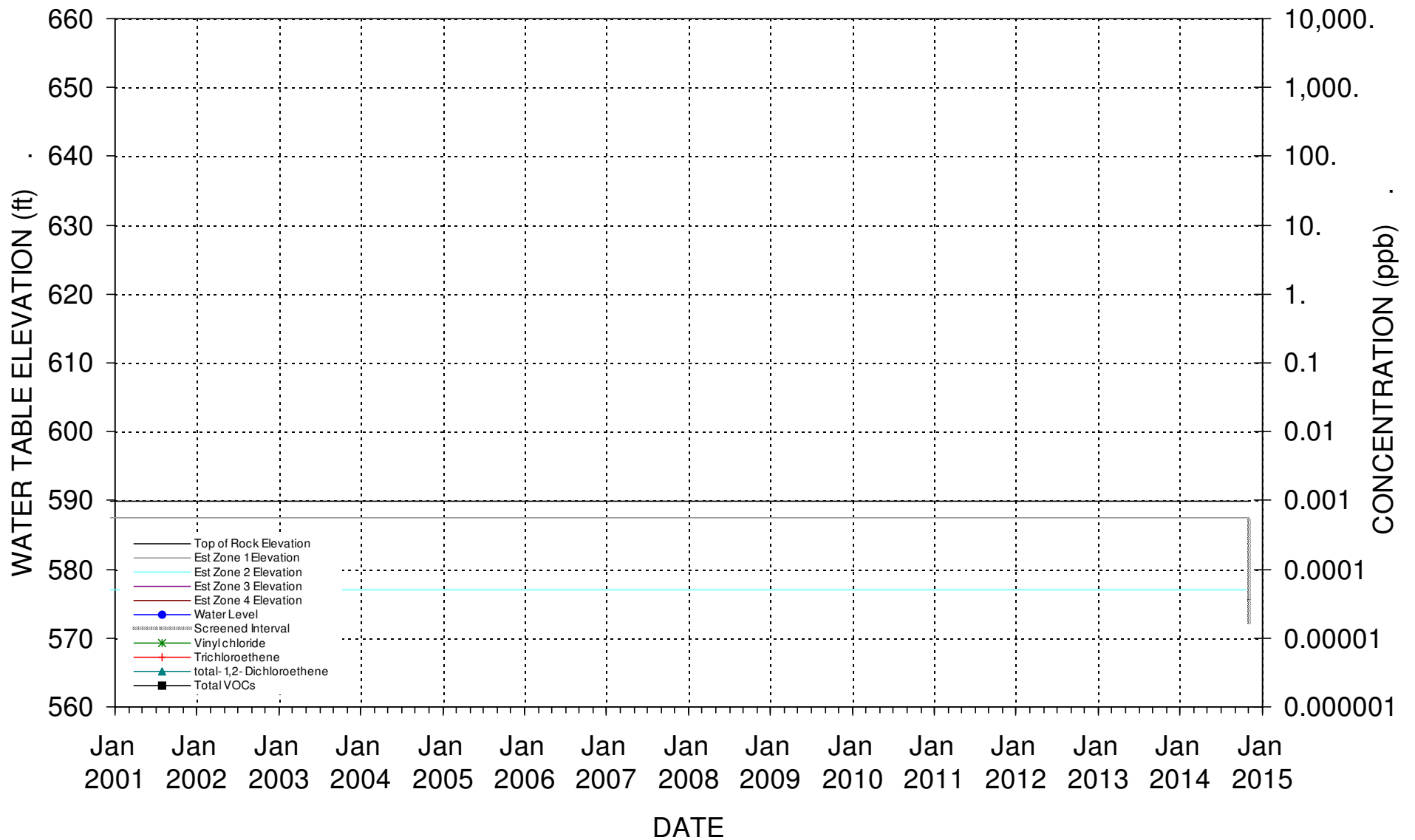


WATER LEVELS & CHLORINATED SOLVENT CONCENTRATIONS WELL B-29M



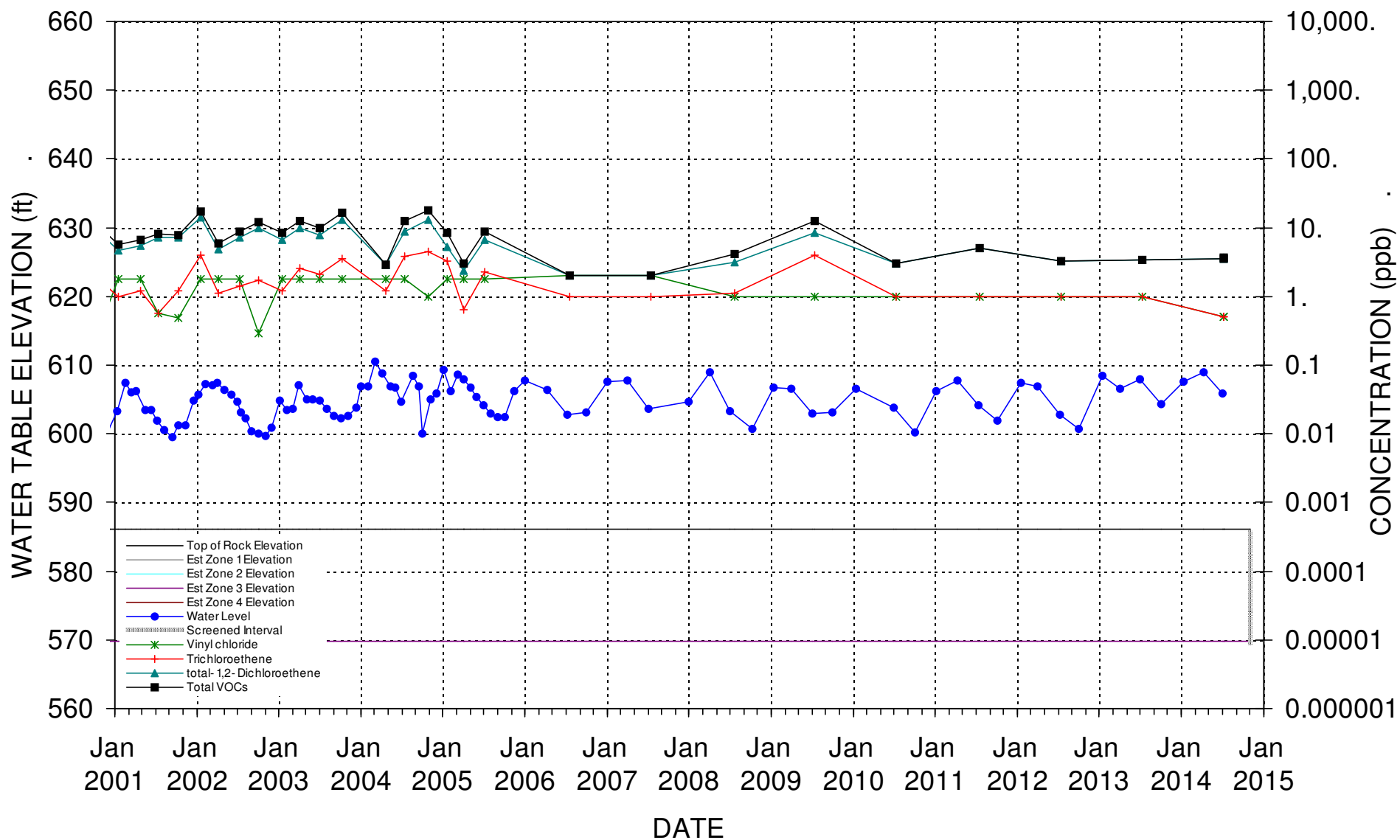
WATER LEVELS & CHLORINATED SOLVENT CONCENTRATIONS

WELL B-30M

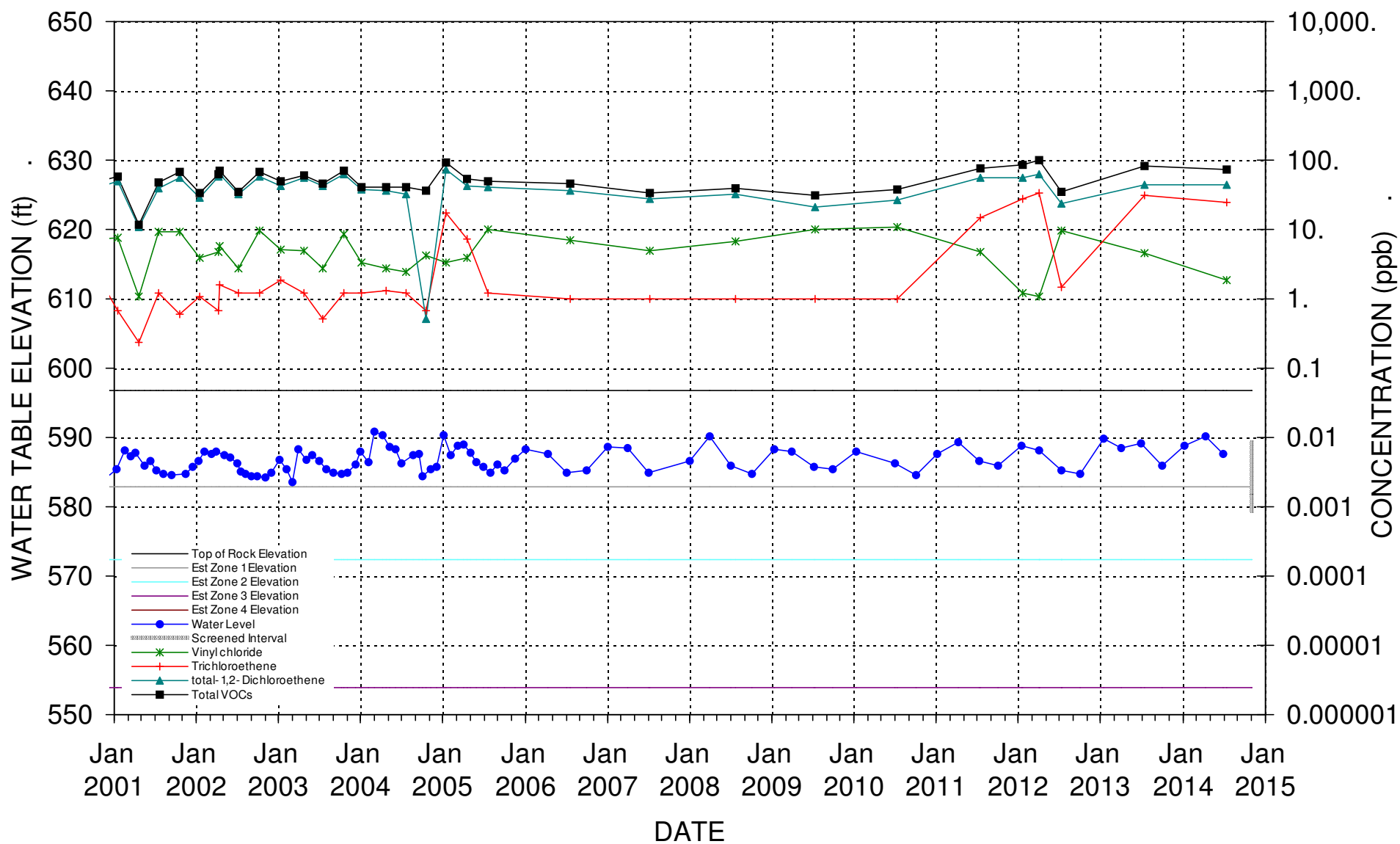


WATER LEVELS & CHLORINATED SOLVENT CONCENTRATIONS

WELL B-31M

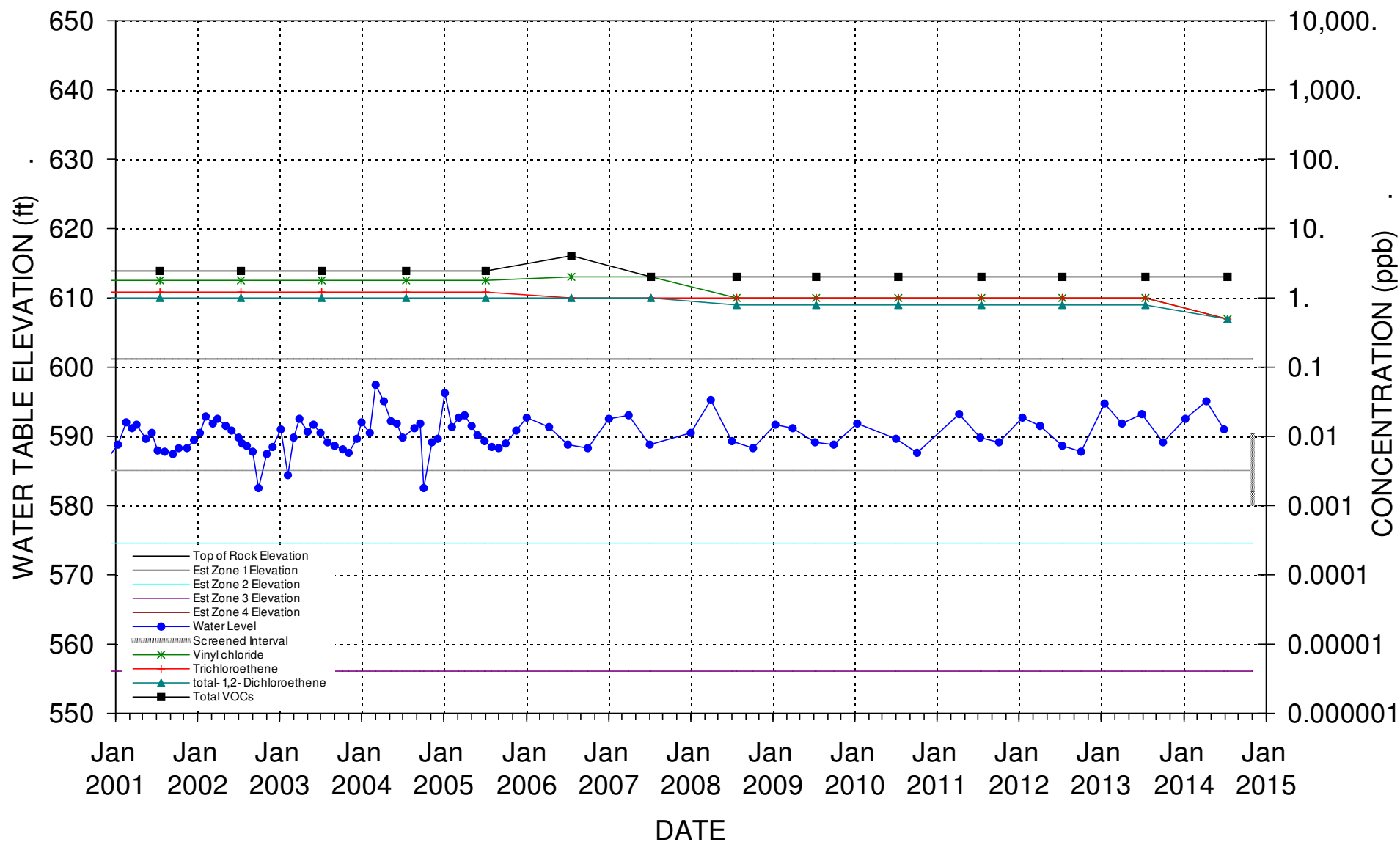


WATER LEVELS & CHLORINATED SOLVENT CONCENTRATIONS **WELL B-32M**



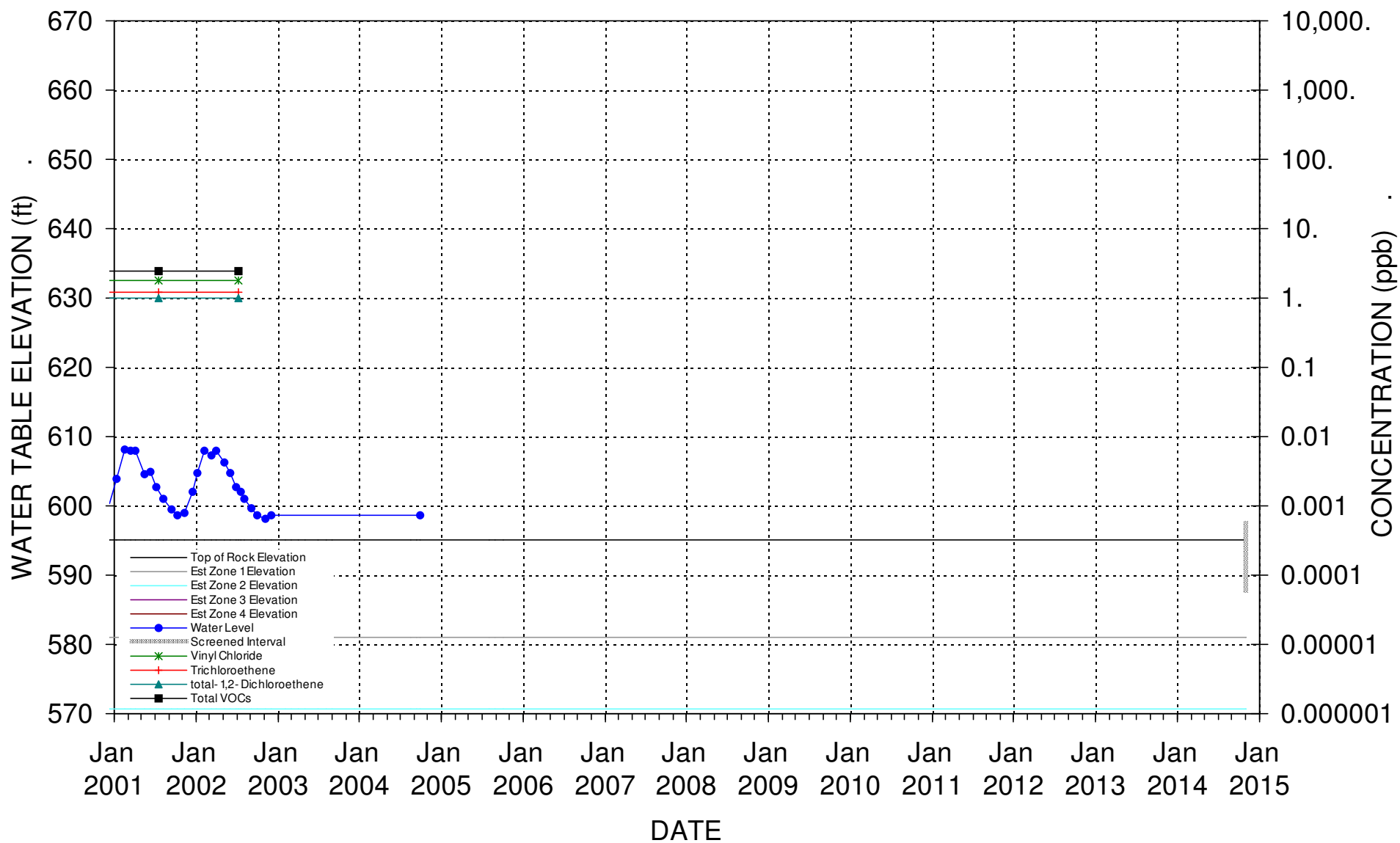
WATER LEVELS & CHLORINATED SOLVENT CONCENTRATIONS

WELL B-33M

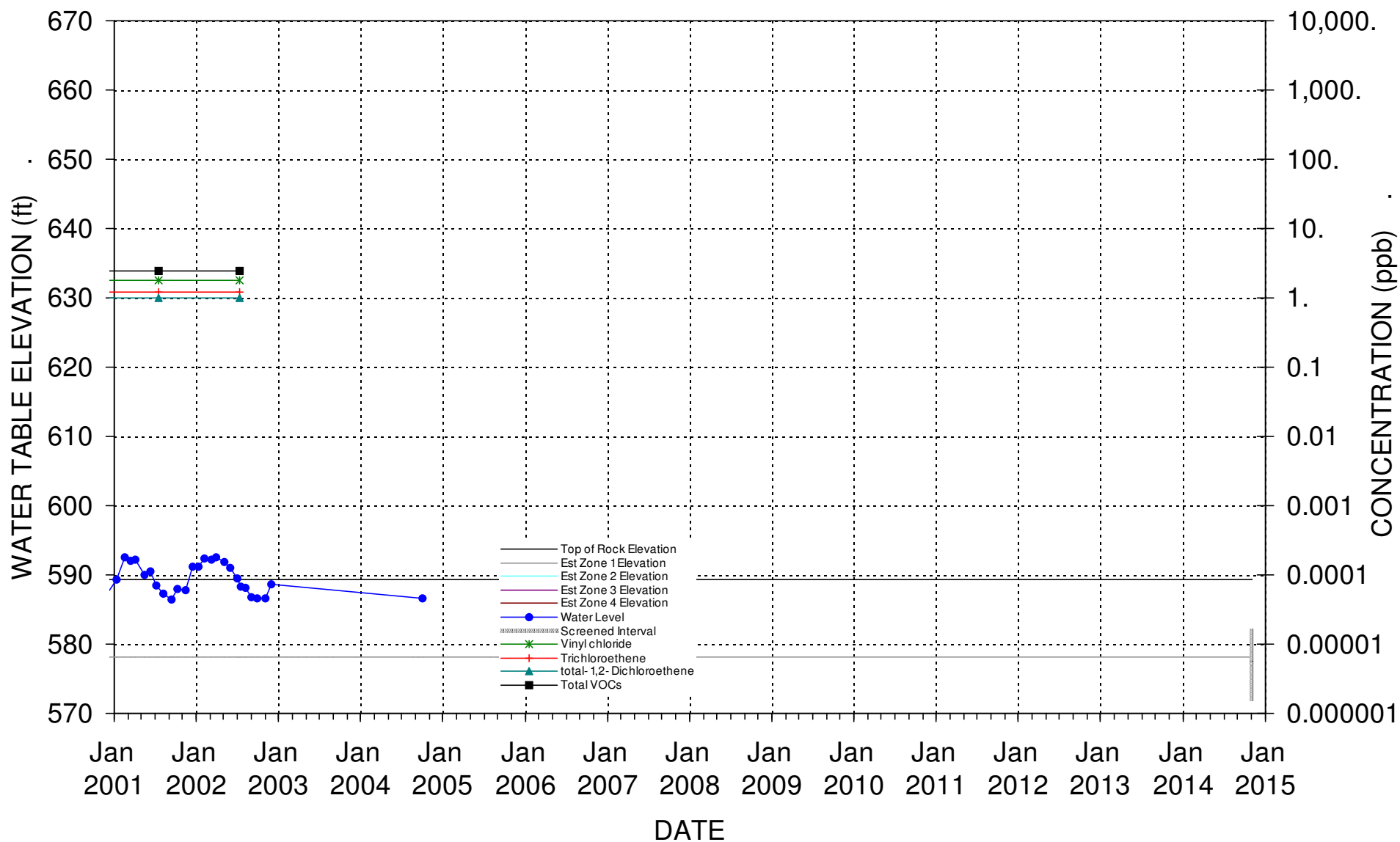


WATER LEVELS & CHLORINATED SOLVENT CONCENTRATIONS

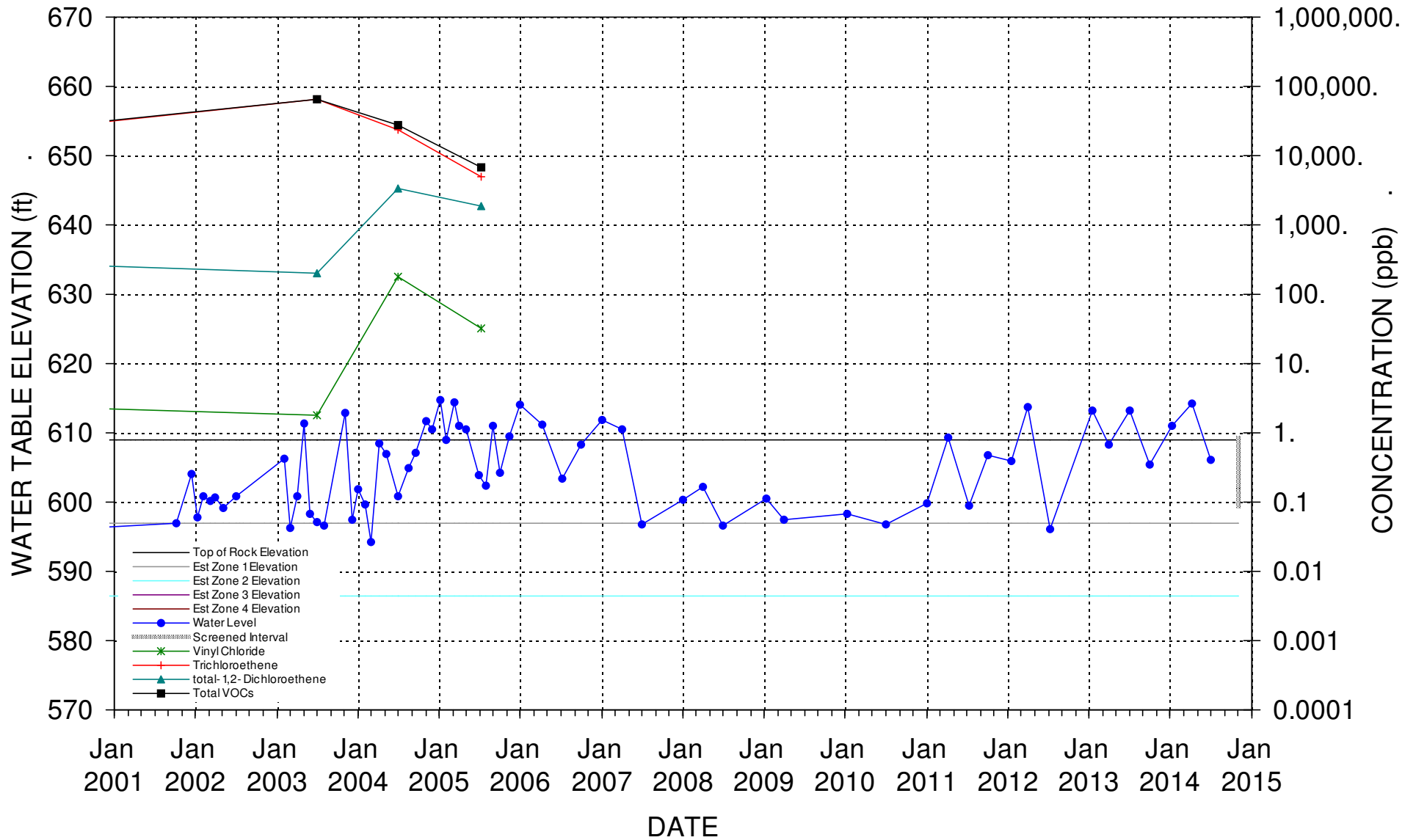
WELL B-34M



WATER LEVELS & CHLORINATED SOLVENT CONCENTRATIONS WELL B-35M

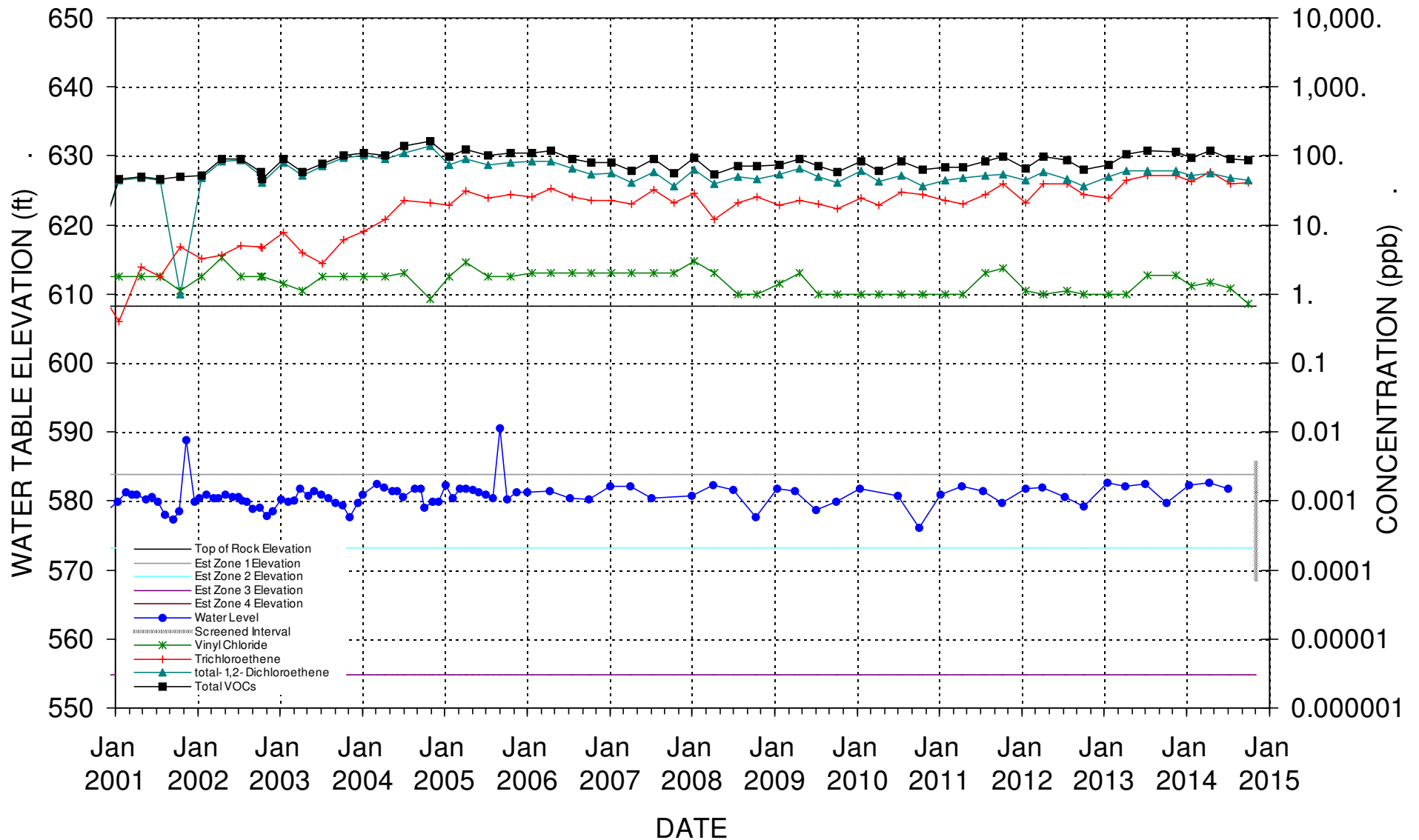


WATER LEVELS & CHLORINATED SOLVENT CONCENTRATIONS WELL B-37M



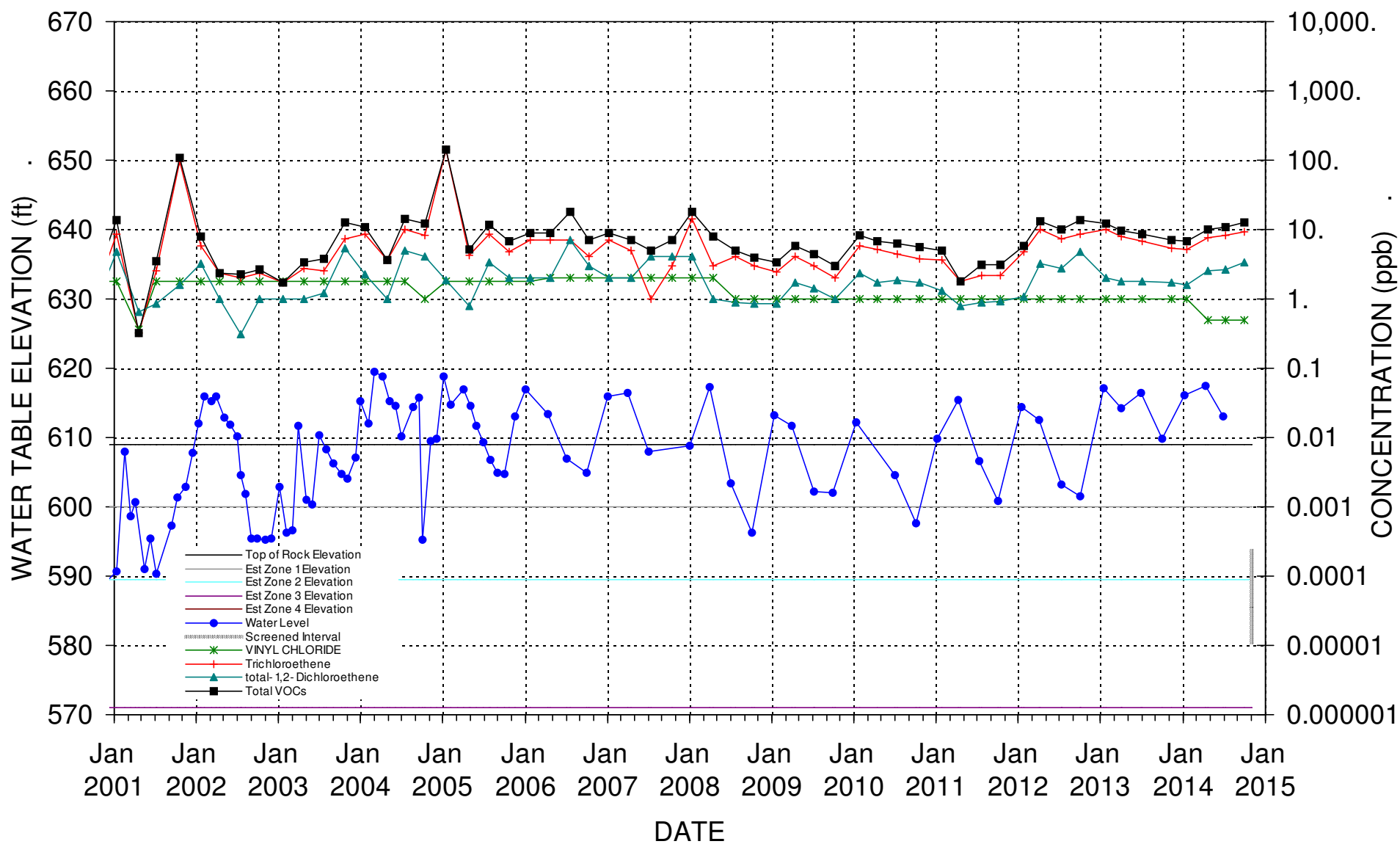
WATER LEVELS & CHLORINATED SOLVENT CONCENTRATIONS

WELL B-38M



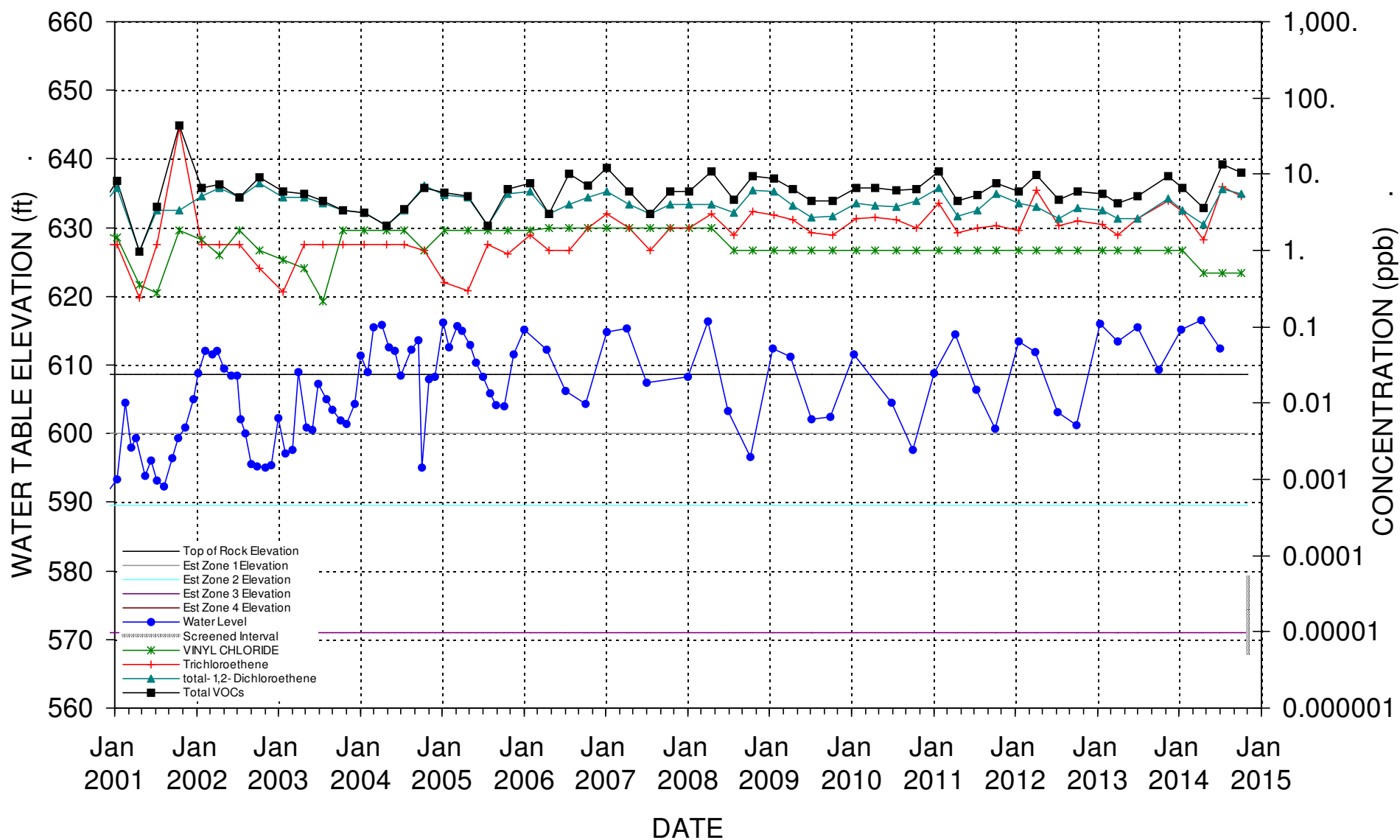
WATER LEVELS & CHLORINATED SOLVENT CONCENTRATIONS

WELL B-39M



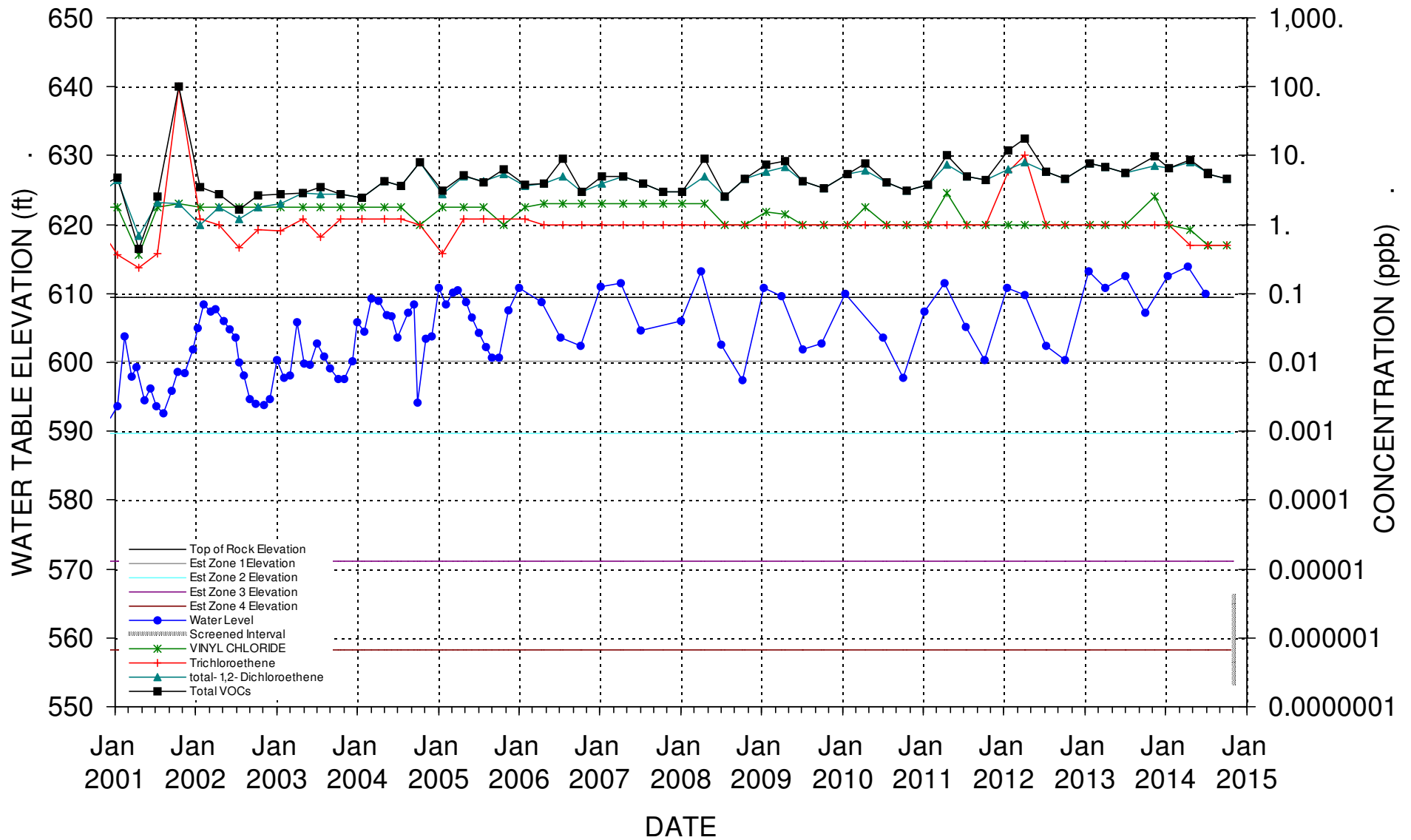
WATER LEVELS & CHLORINATED SOLVENT CONCENTRATIONS

WELL B-40M



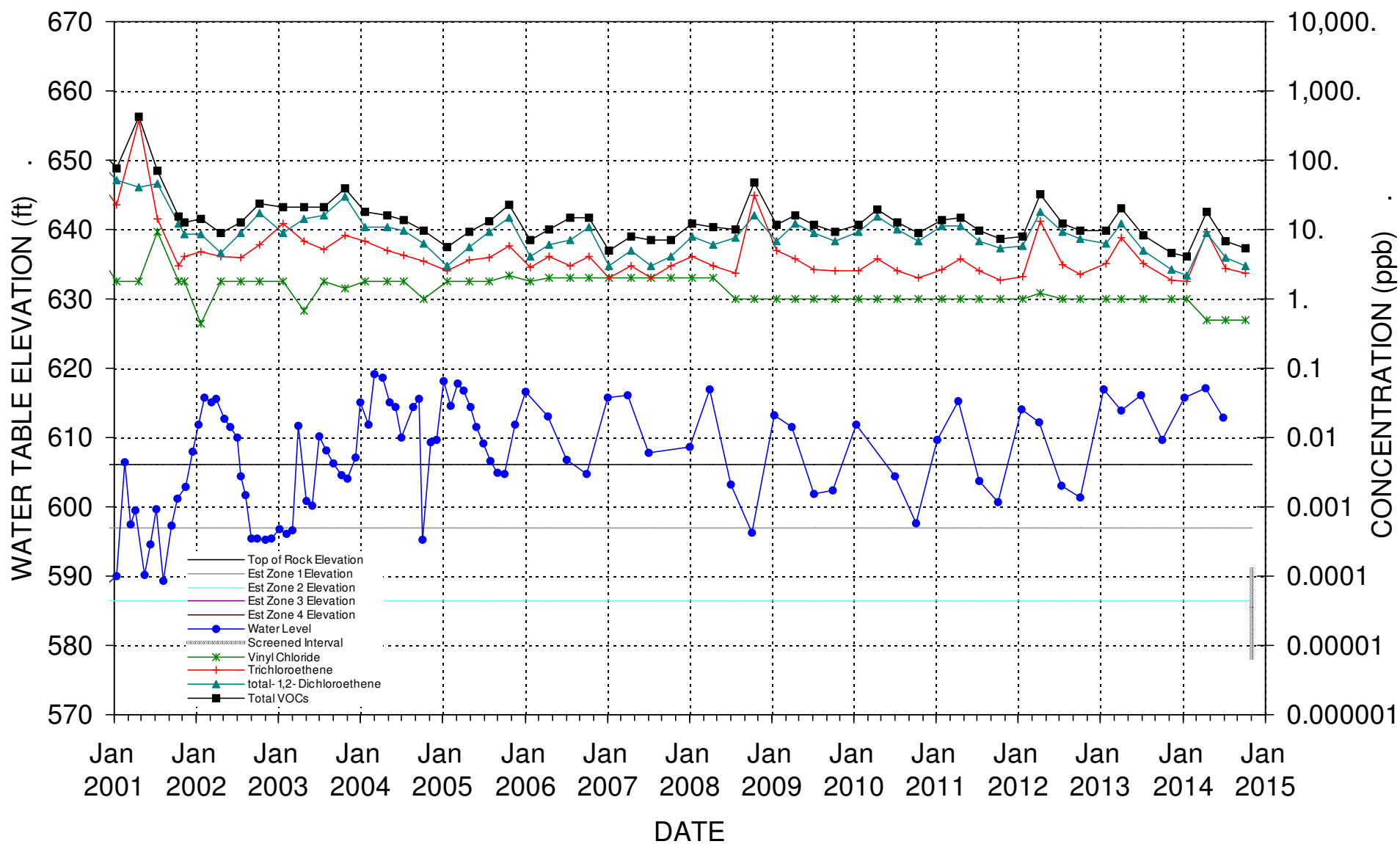
WATER LEVELS & CHLORINATED SOLVENT CONCENTRATIONS

WELL B-41M



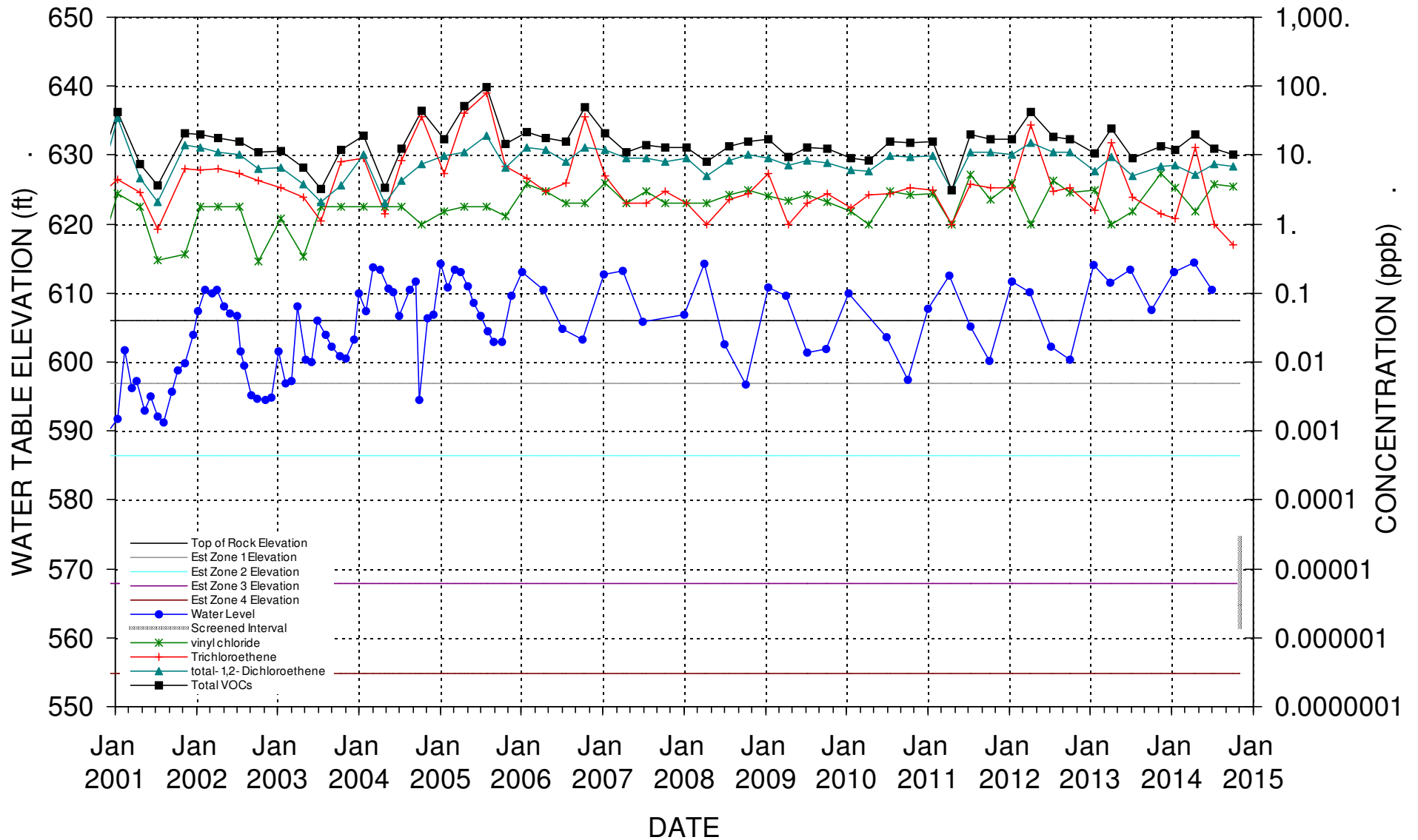
WATER LEVELS & CHLORINATED SOLVENT CONCENTRATIONS

WELL B-42M



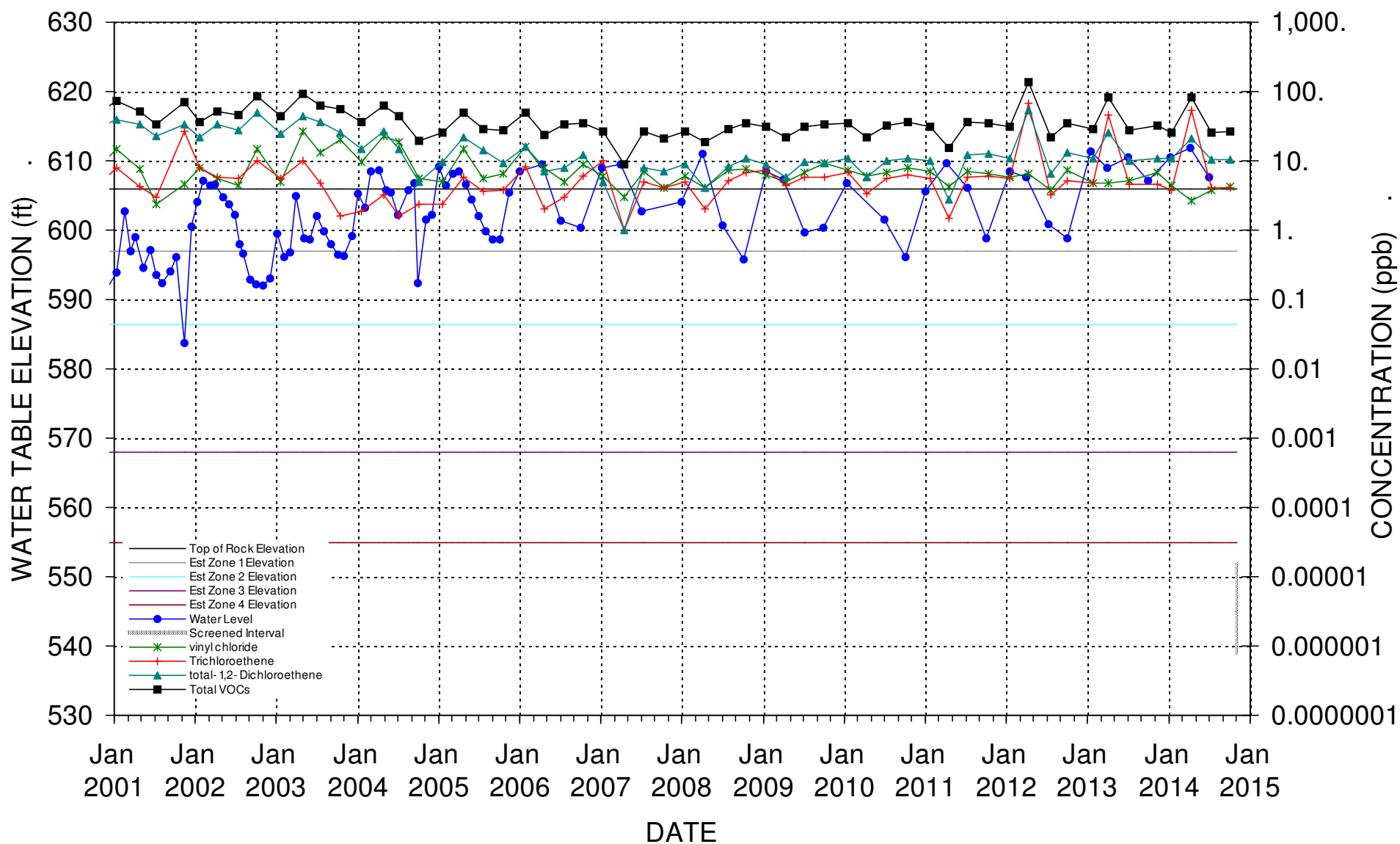
WATER LEVELS & CHLORINATED SOLVENT CONCENTRATIONS

WELL B-43M



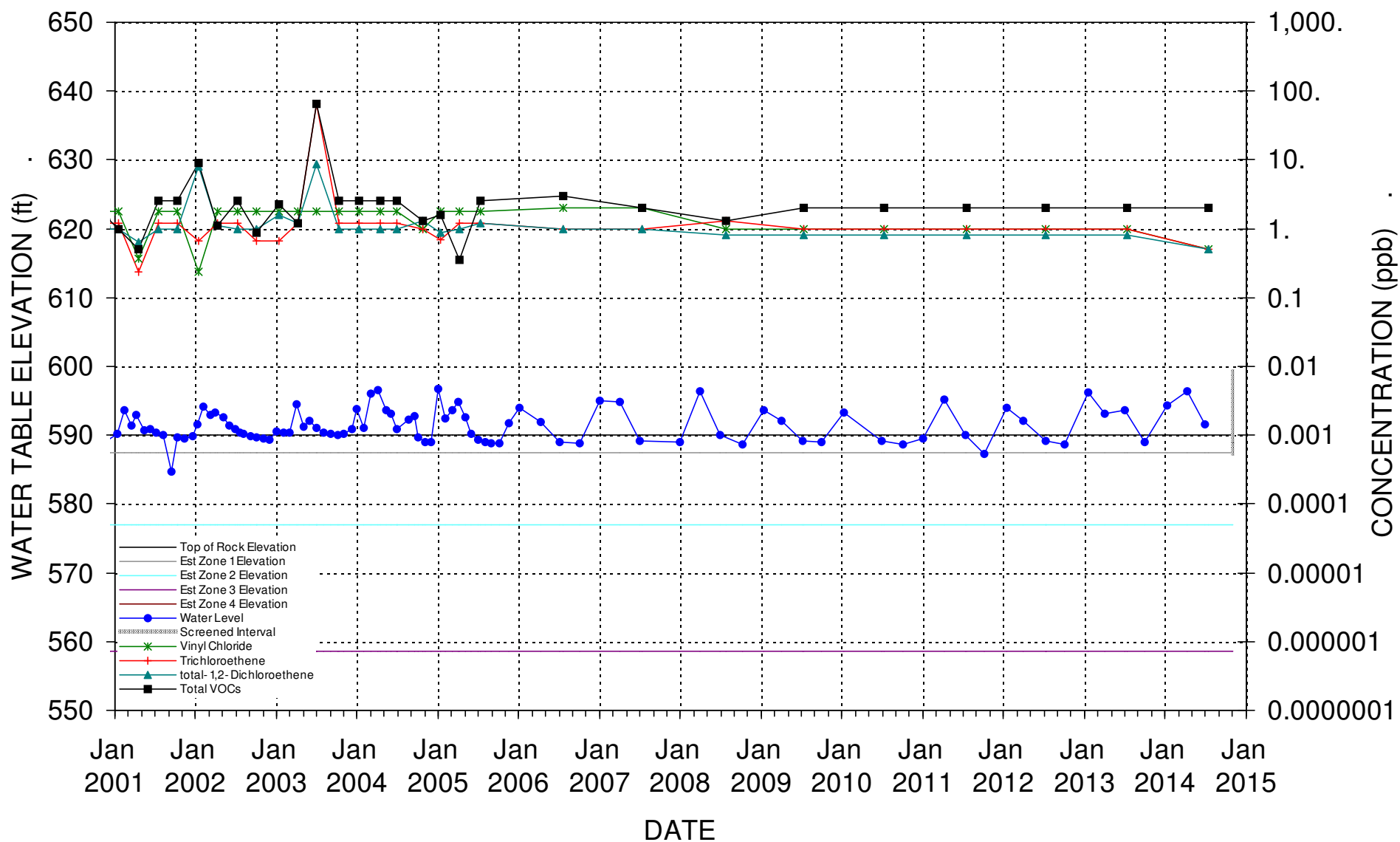
WATER LEVELS & CHLORINATED SOLVENT CONCENTRATIONS

WELL B-44M

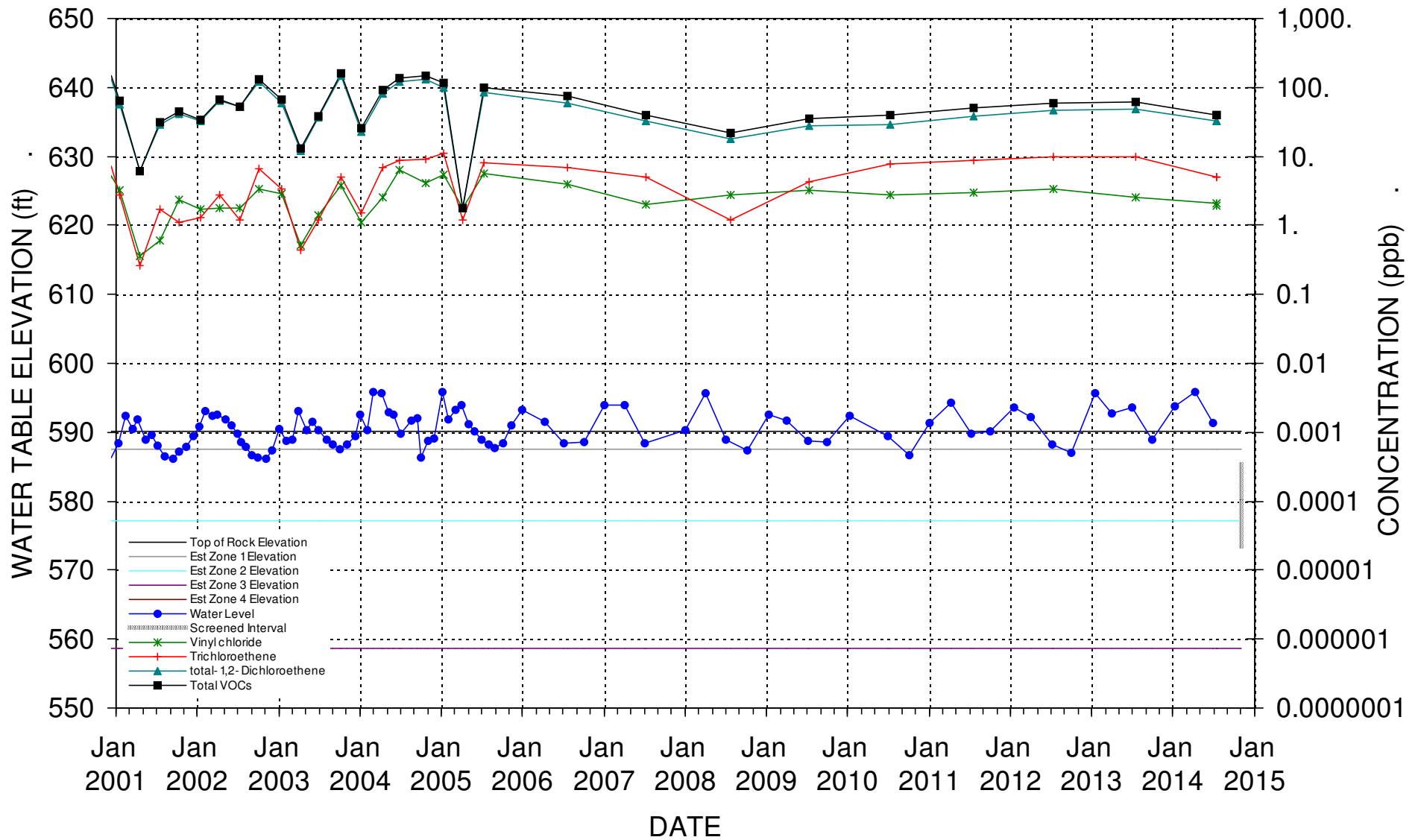


WATER LEVELS & CHLORINATED SOLVENT CONCENTRATIONS

WELL B-45M

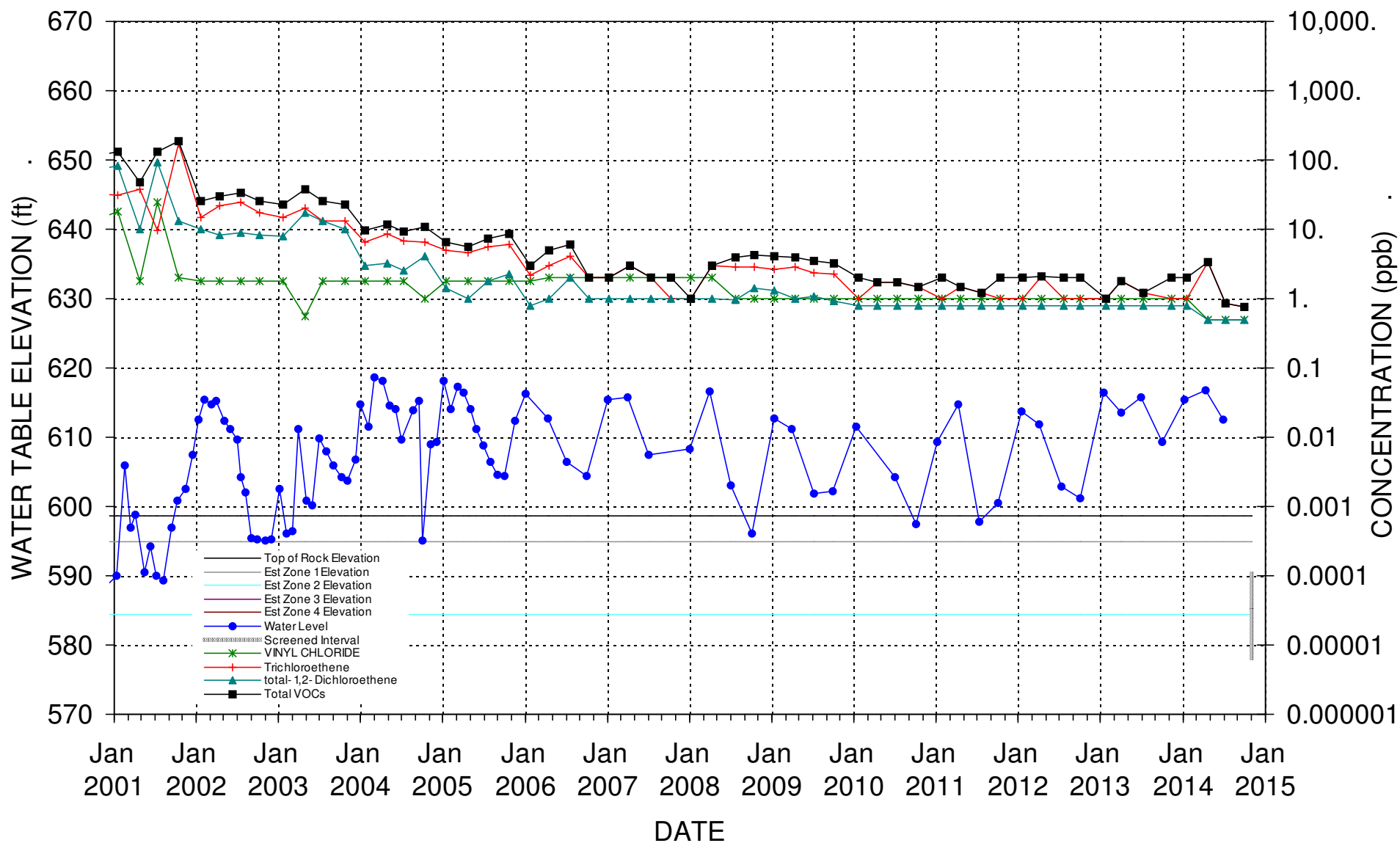


WATER LEVELS & CHLORINATED SOLVENT CONCENTRATIONS **WELL B-46M**



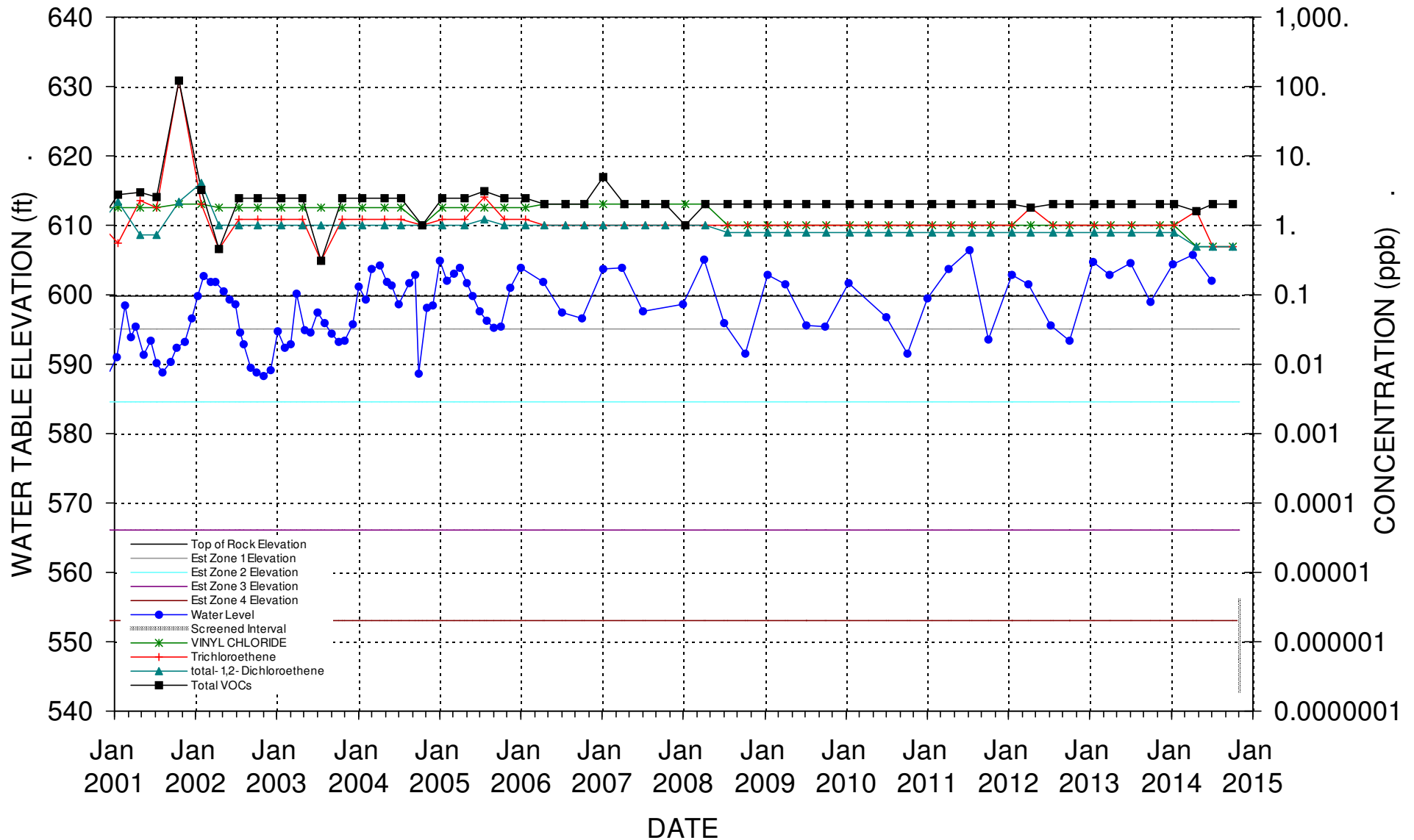
WATER LEVELS & CHLORINATED SOLVENT CONCENTRATIONS

WELL B-48M



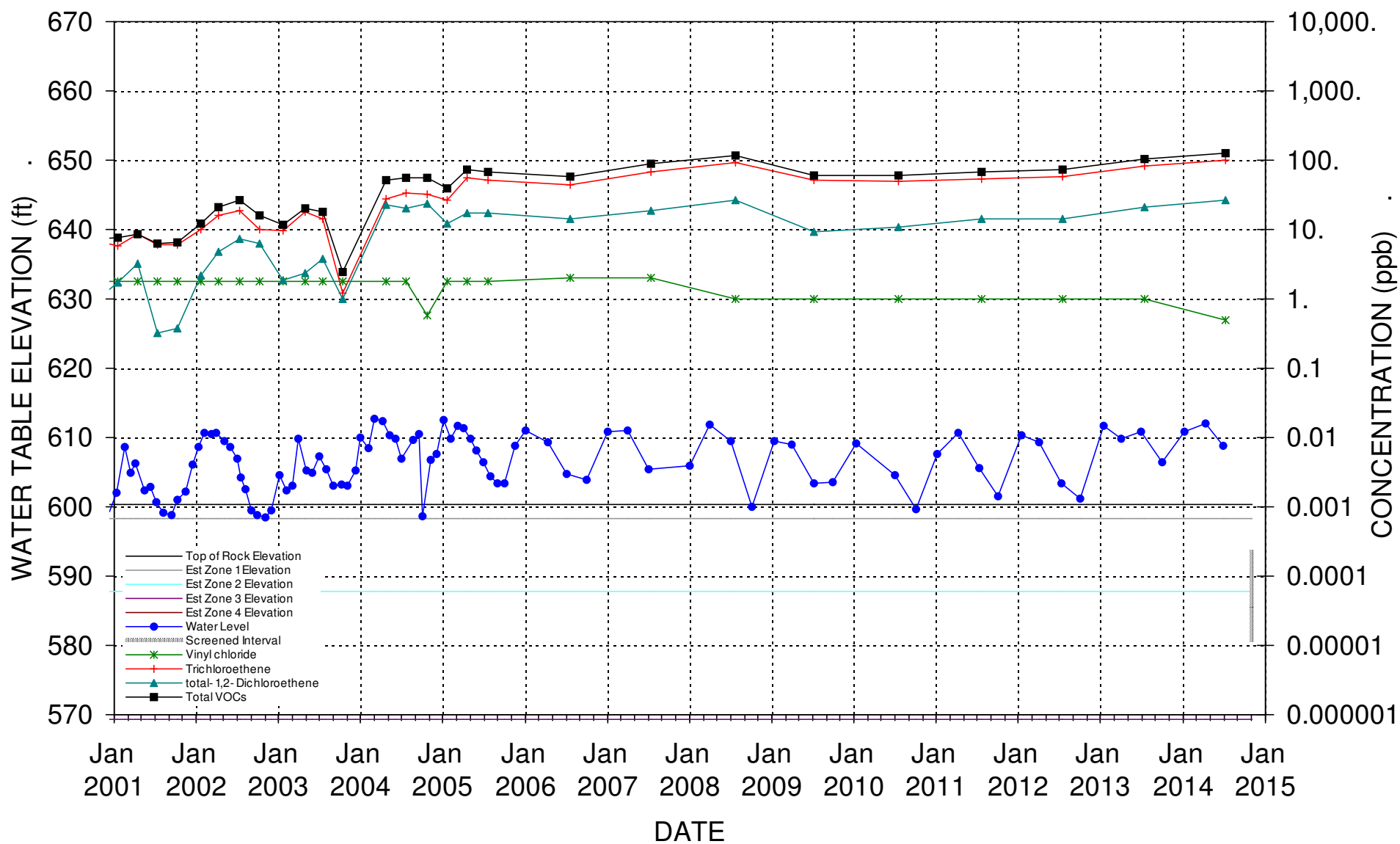
WATER LEVELS & CHLORINATED SOLVENT CONCENTRATIONS

WELL B-49M

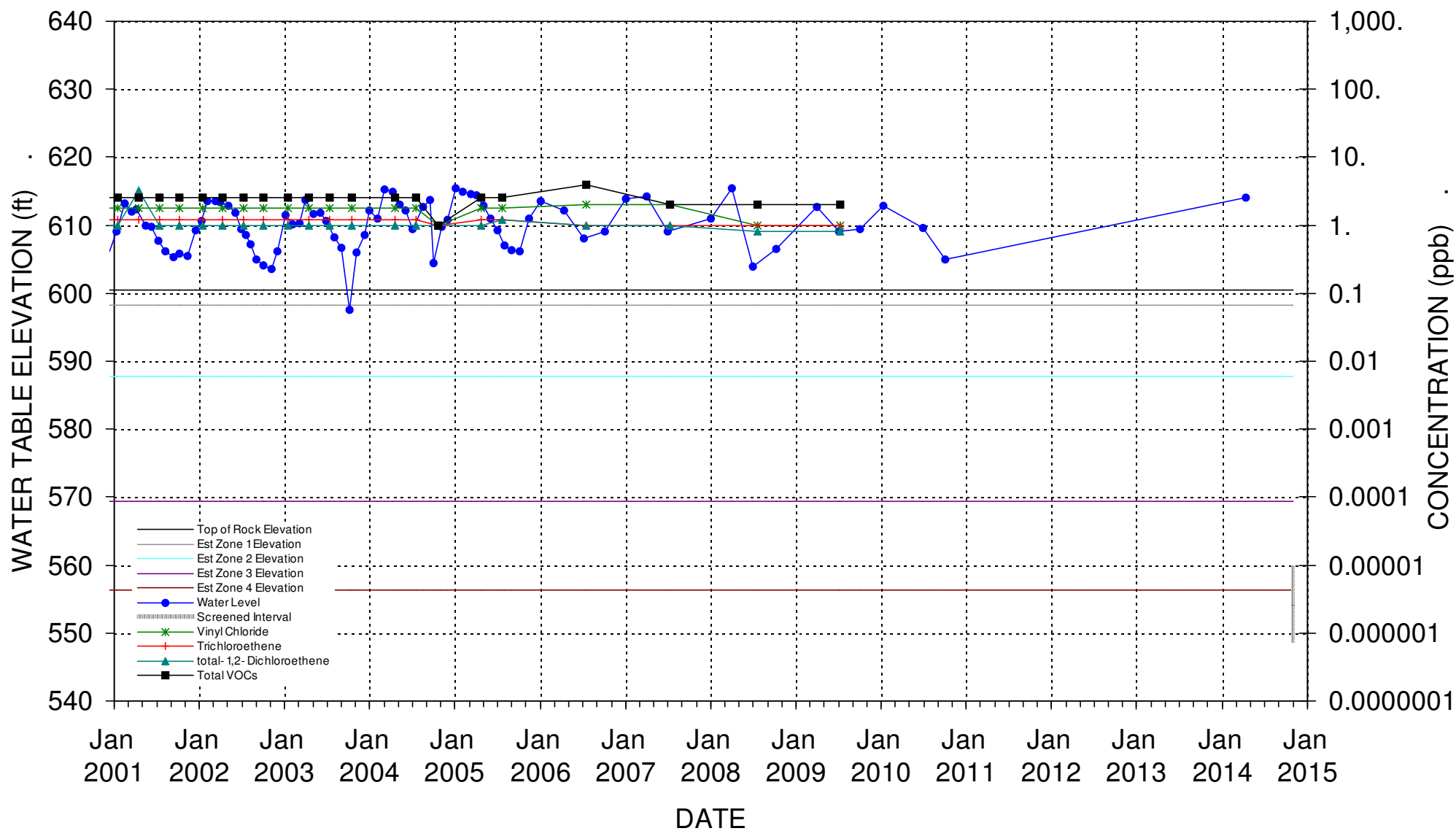


WATER LEVELS & CHLORINATED SOLVENT CONCENTRATIONS

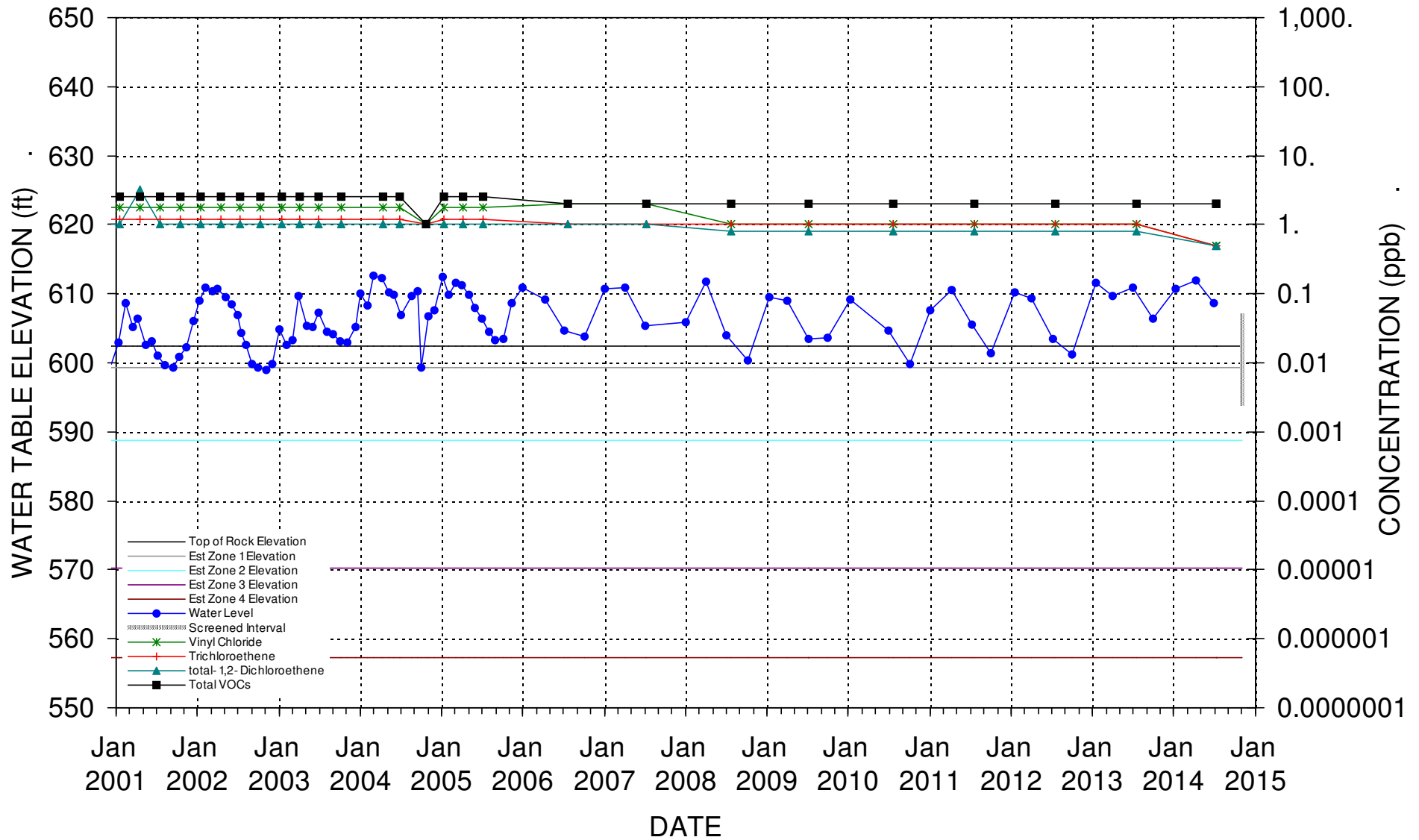
WELL B-50M



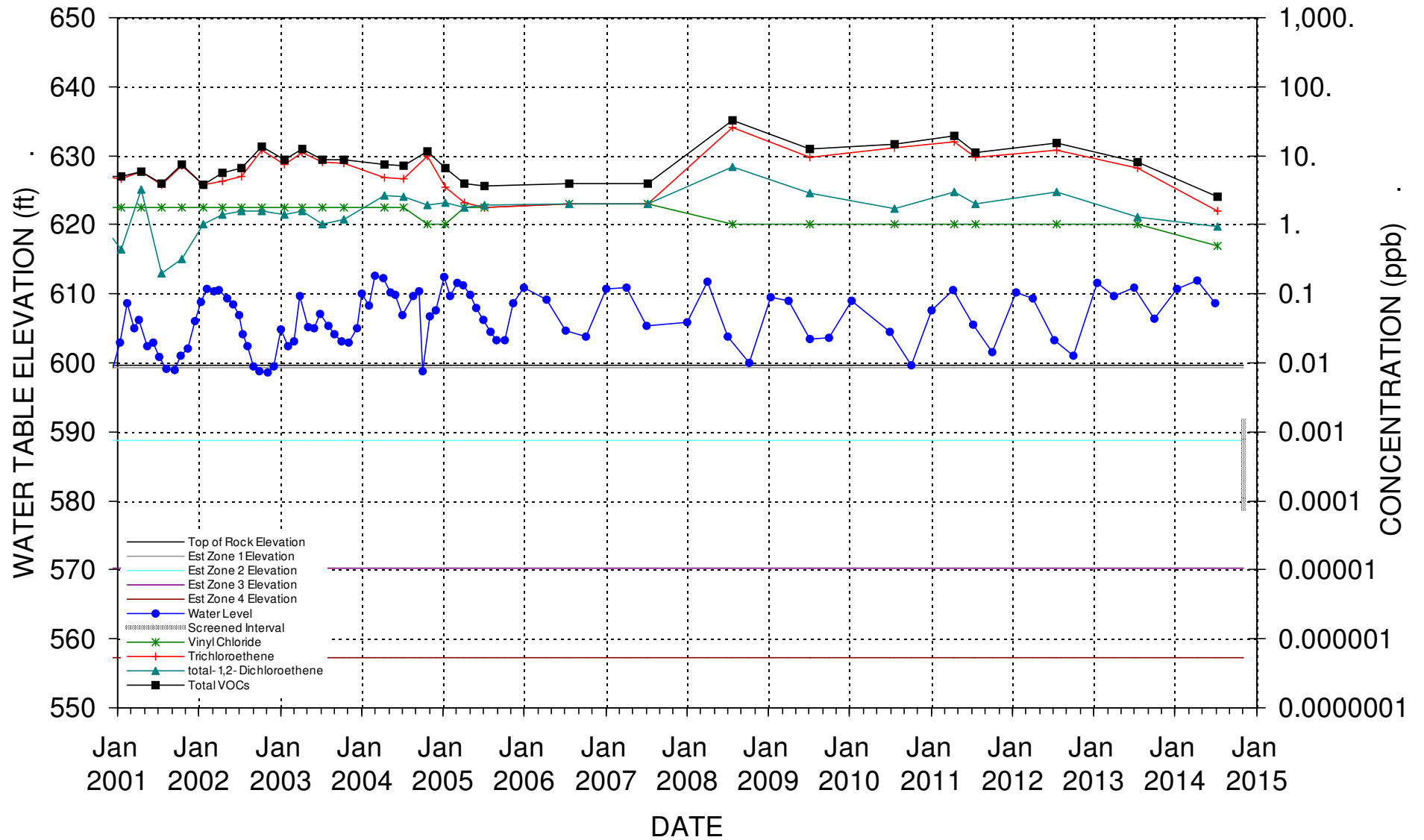
WATER LEVELS & CHLORINATED SOLVENT CONCENTRATIONS WELL B-51M



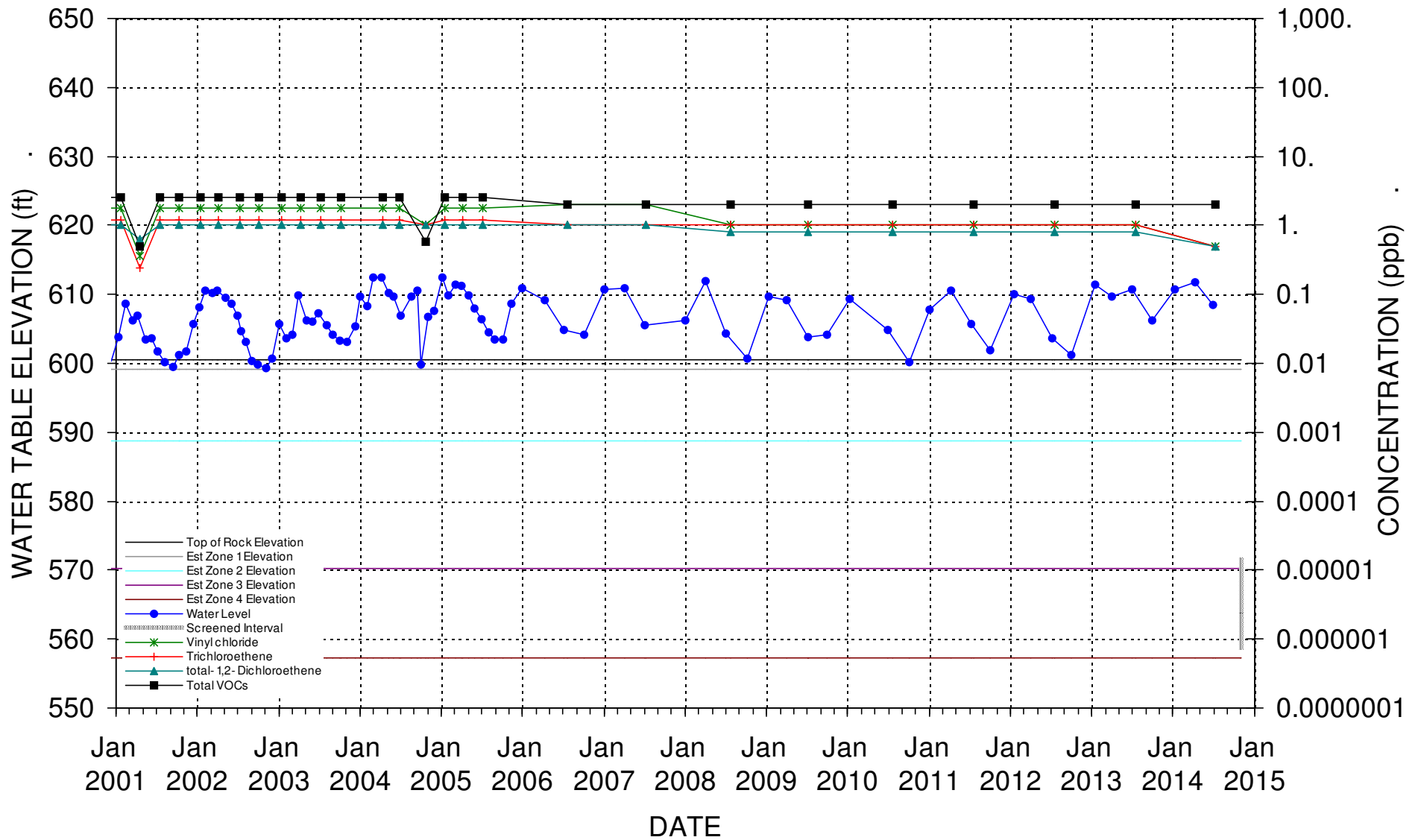
WATER LEVELS & CHLORINATED SOLVENT CONCENTRATIONS **WELL B-52M**



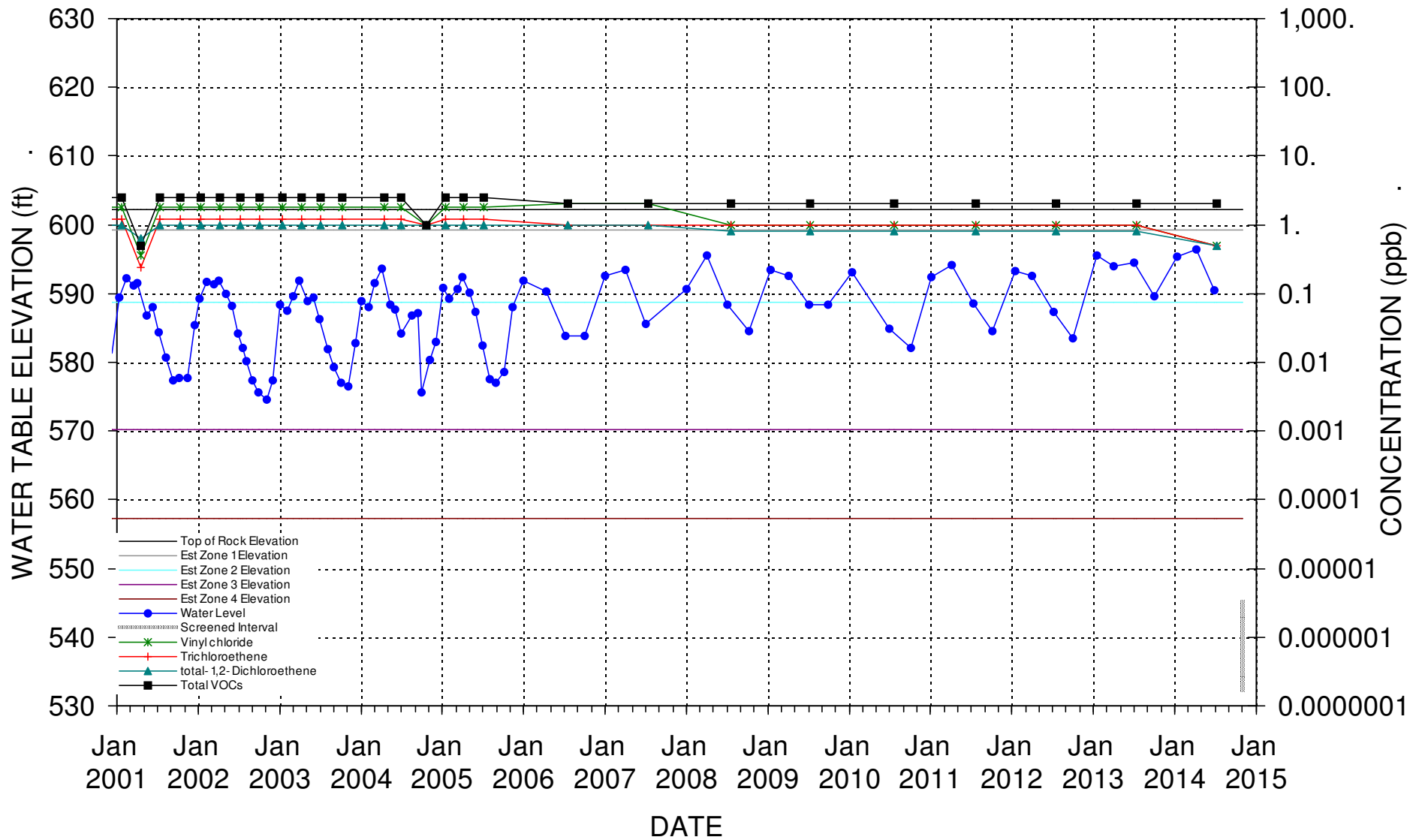
WATER LEVELS & CHLORINATED SOLVENT CONCENTRATIONS **WELL B-53M**



WATER LEVELS & CHLORINATED SOLVENT CONCENTRATIONS WELL B-54M

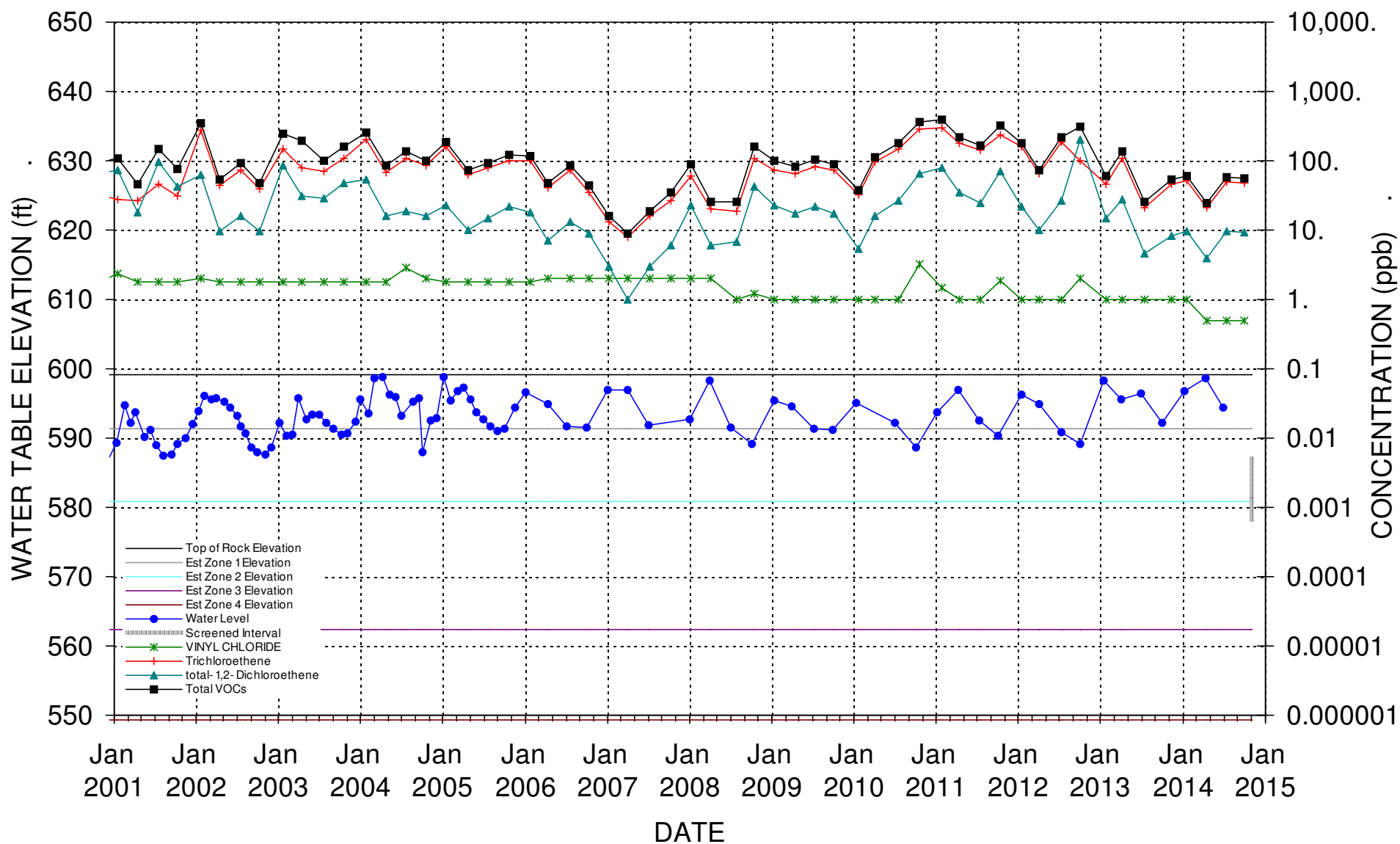


WATER LEVELS & CHLORINATED SOLVENT CONCENTRATIONS **WELL B-55M**



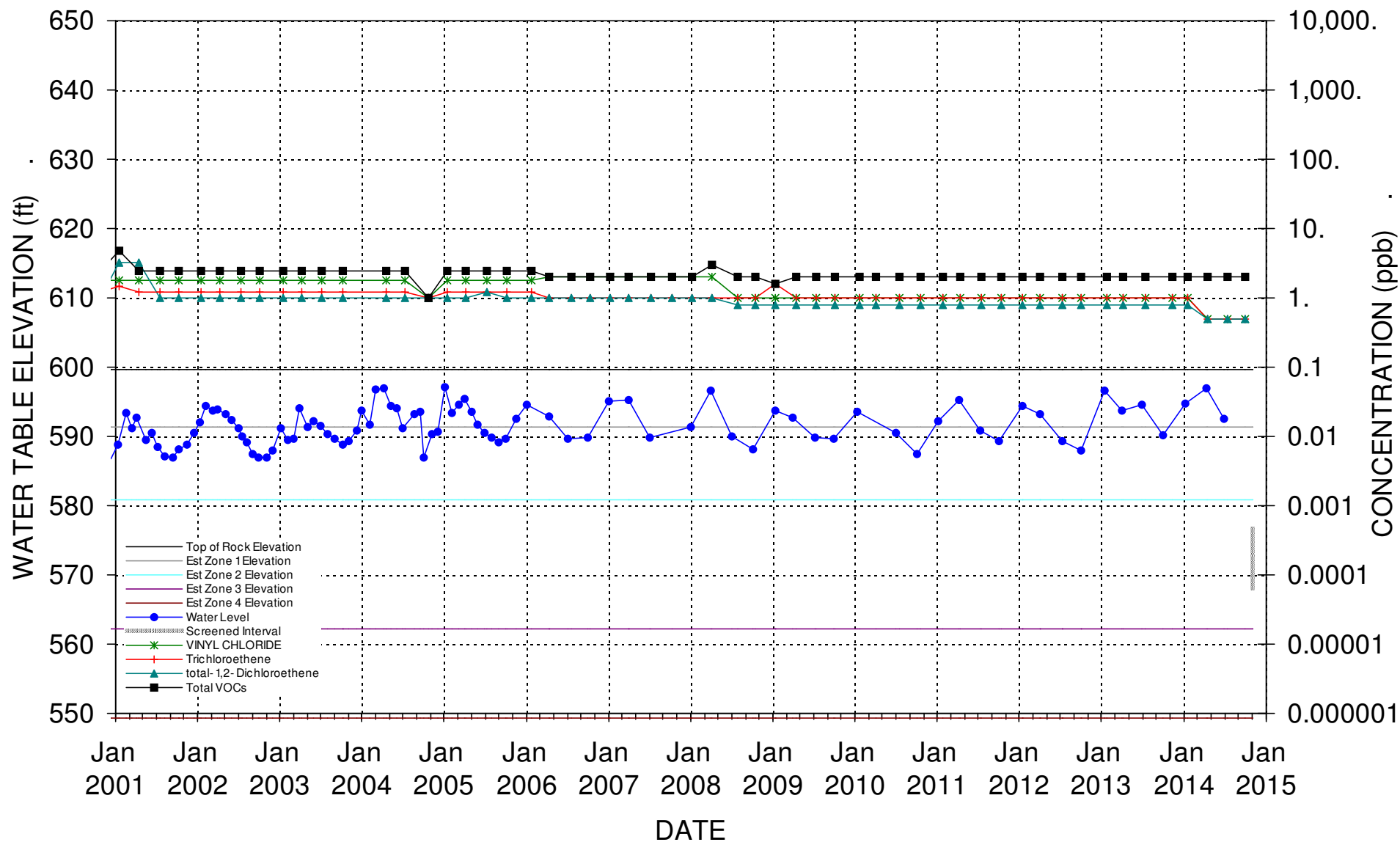
WATER LEVELS & CHLORINATED SOLVENT CONCENTRATIONS

WELL B-56M



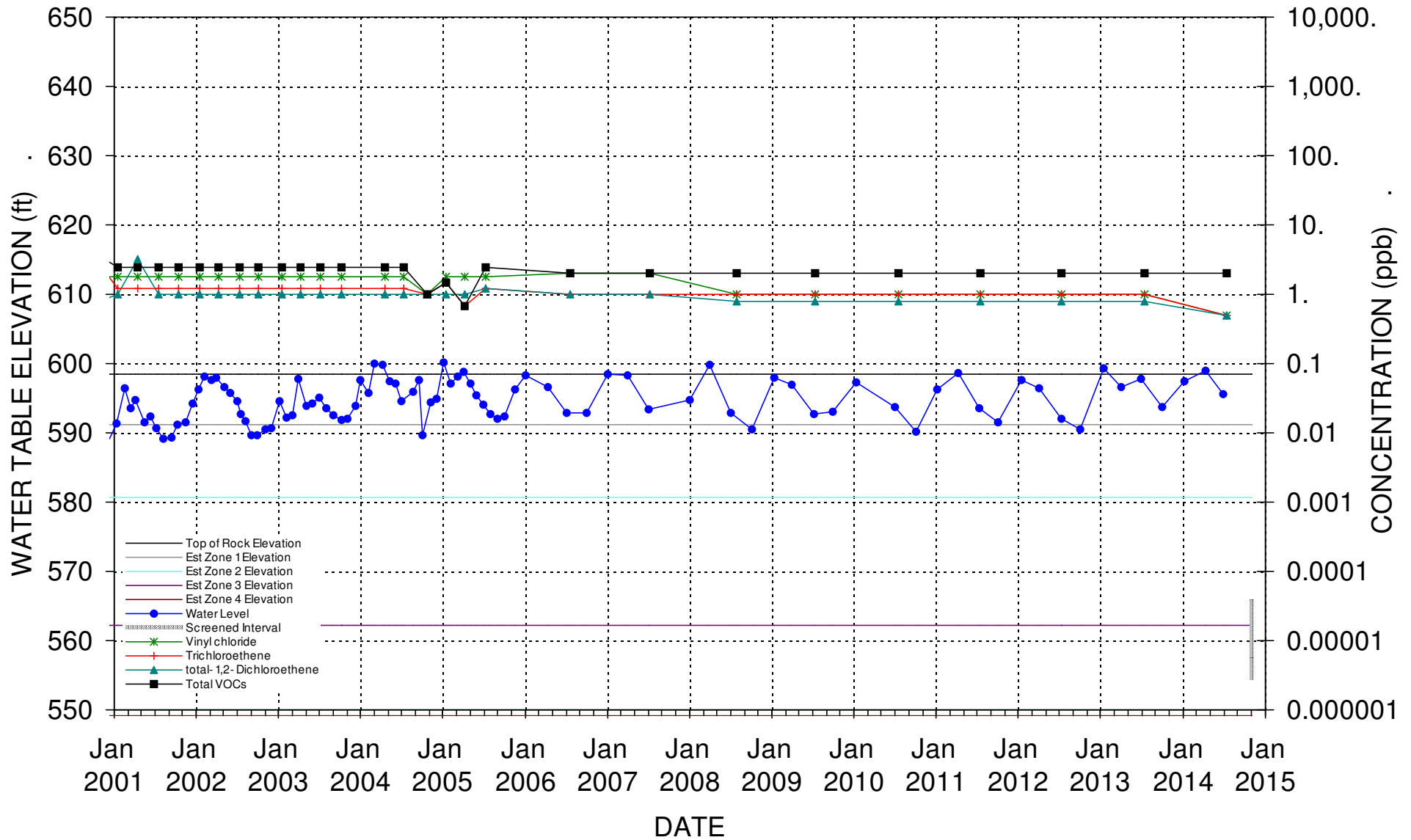
WATER LEVELS & CHLORINATED SOLVENT CONCENTRATIONS

WELL B-57M



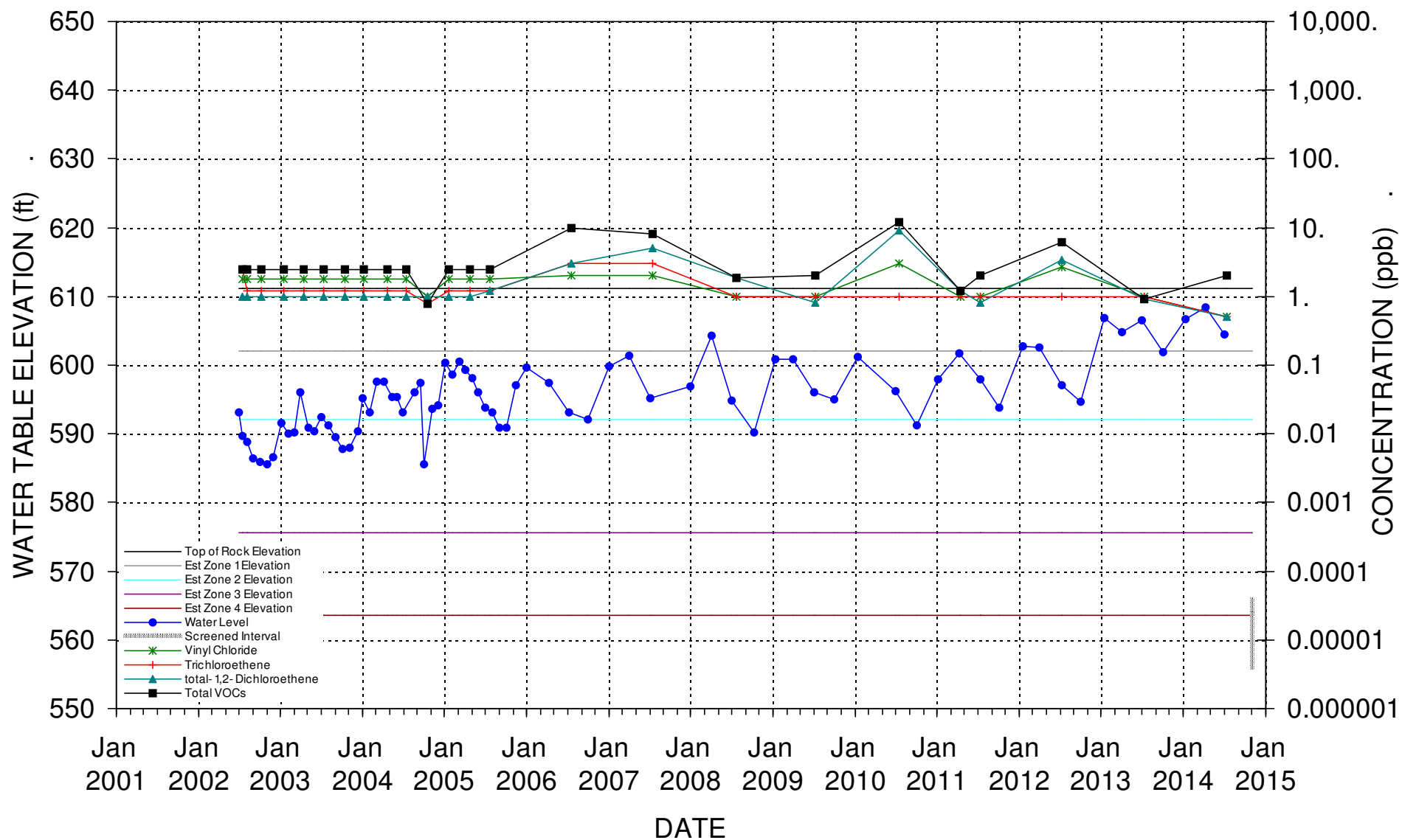
WATER LEVELS & CHLORINATED SOLVENT CONCENTRATIONS

WELL B-58M



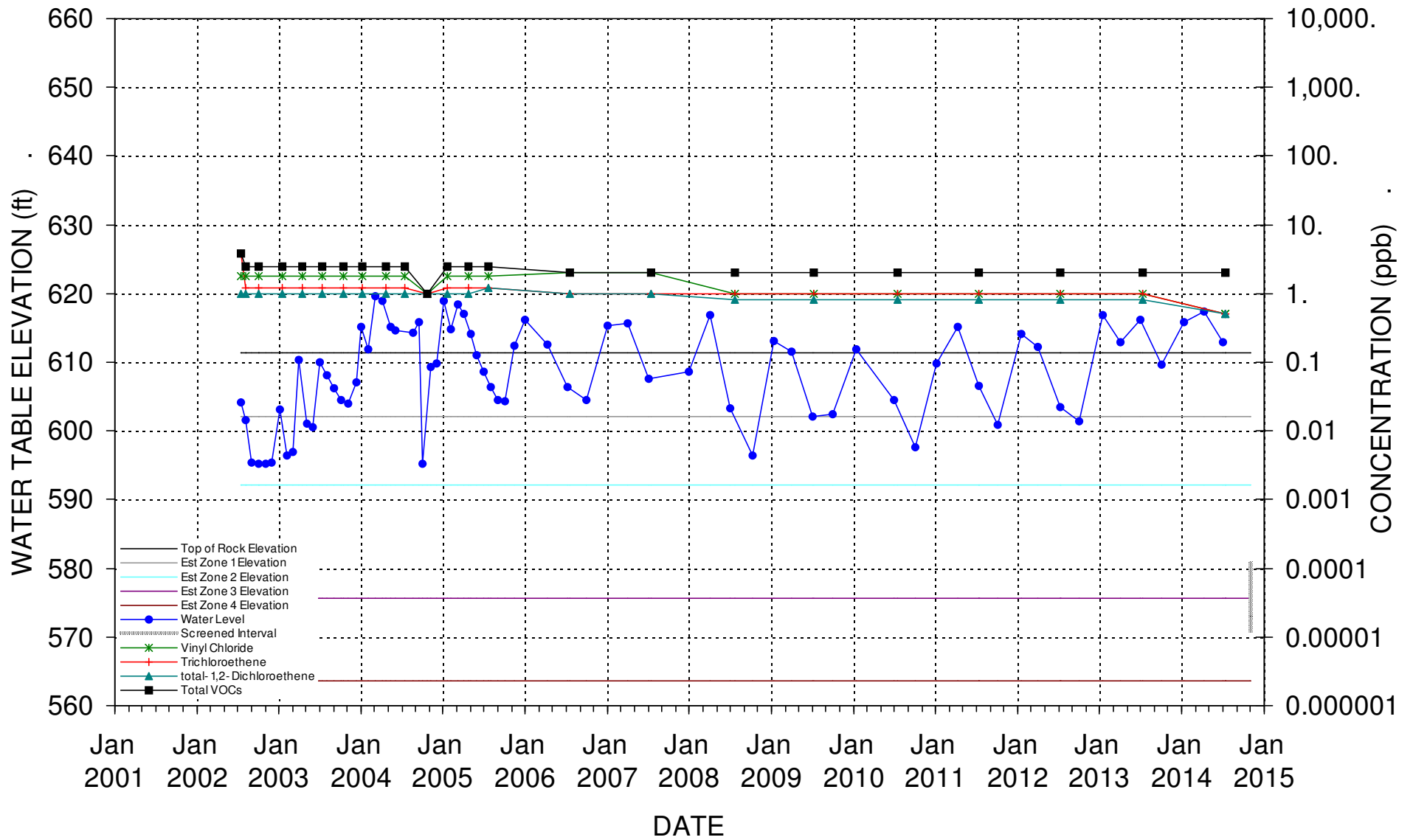
WATER LEVELS & CHLORINATED SOLVENT CONCENTRATIONS

WELL B-59M



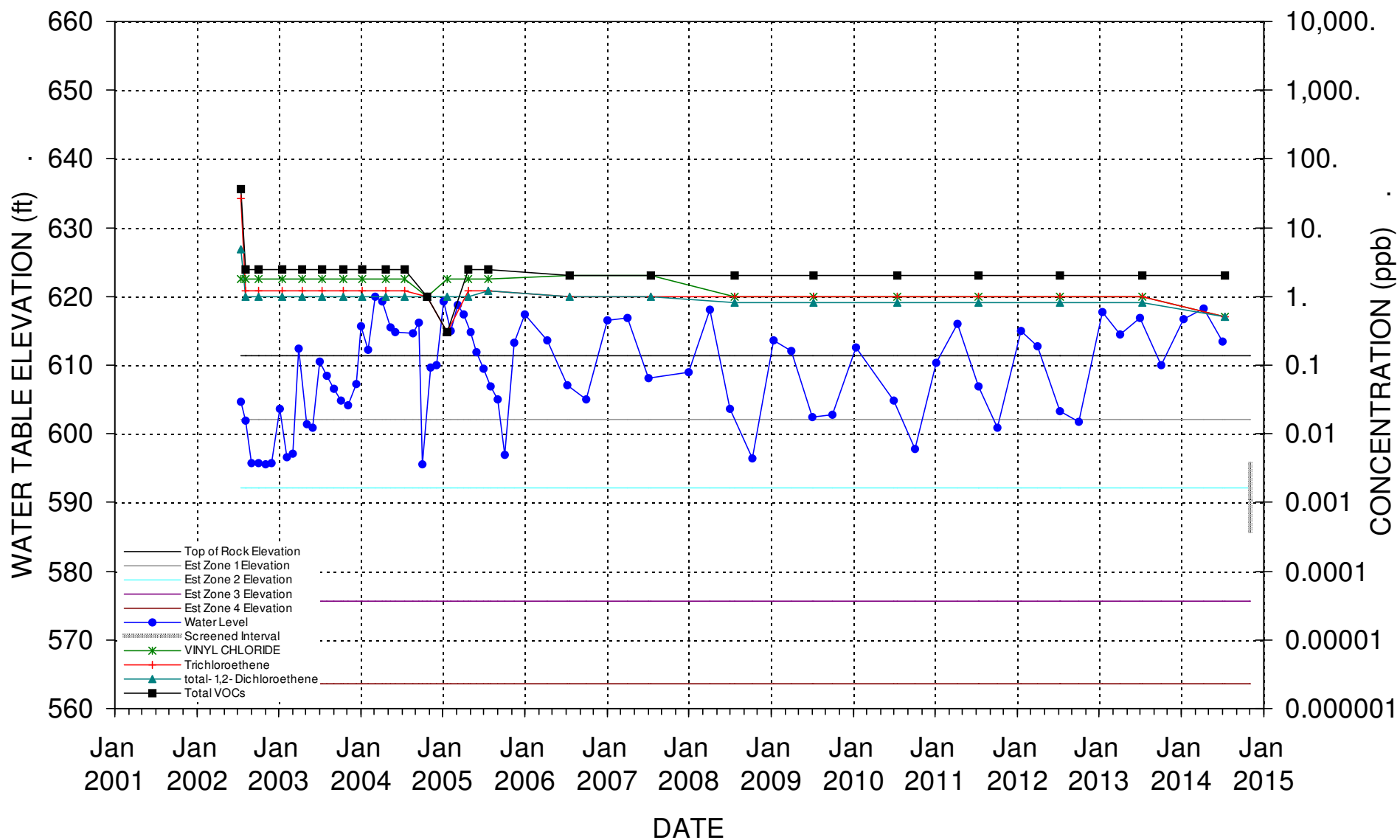
WATER LEVELS & CHLORINATED SOLVENT CONCENTRATIONS

WELL B-60M

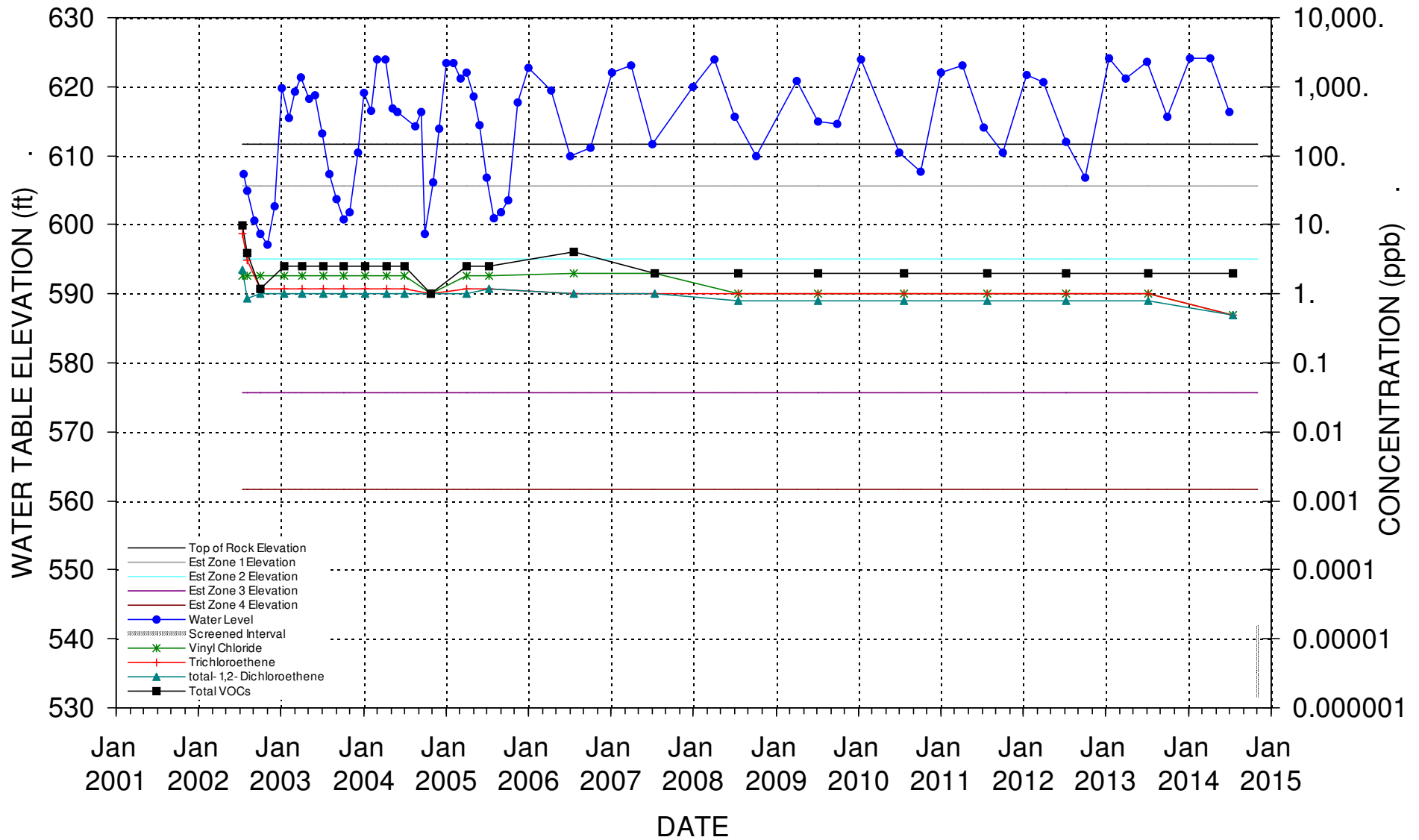


WATER LEVELS & CHLORINATED SOLVENT CONCENTRATIONS

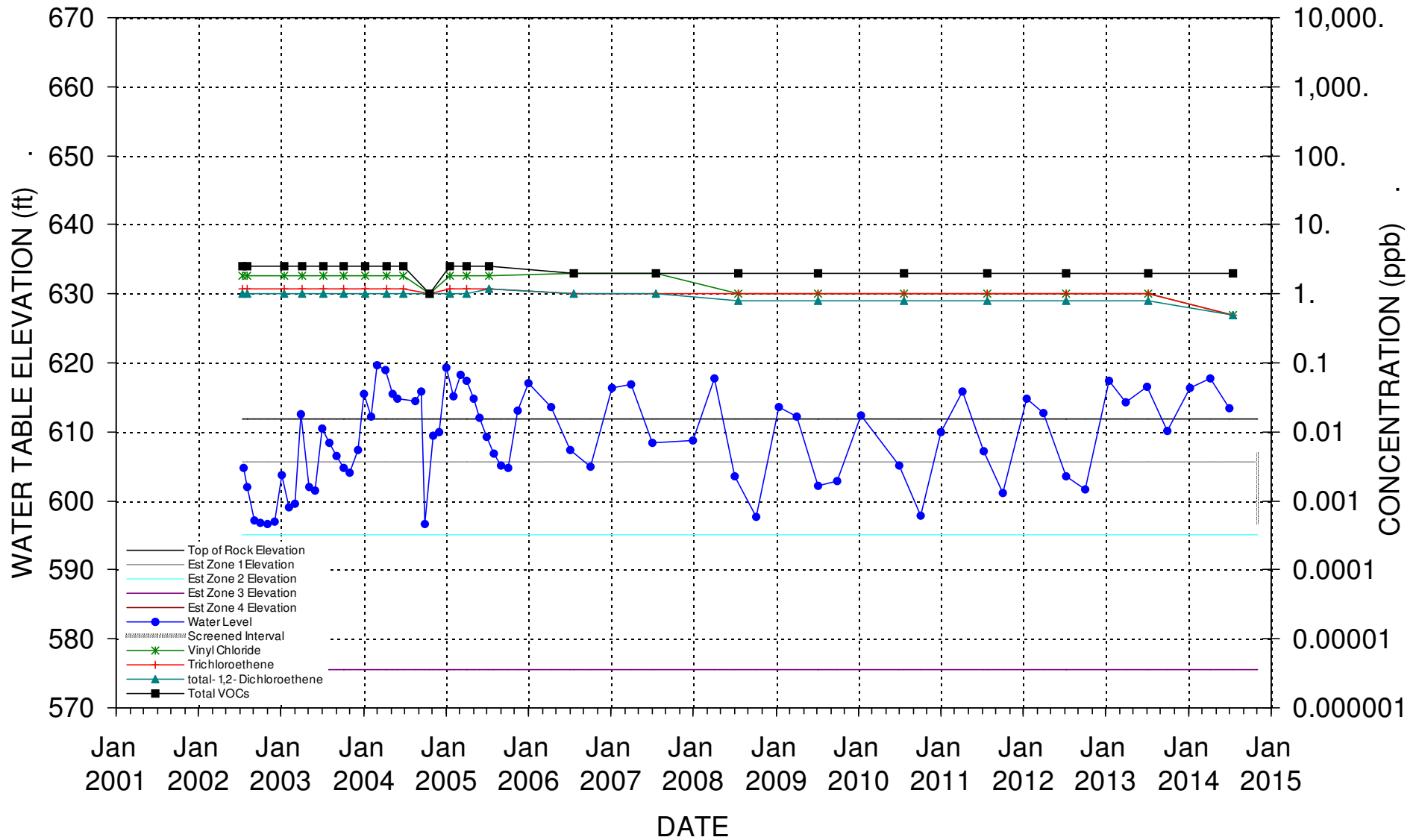
WELL B-61M



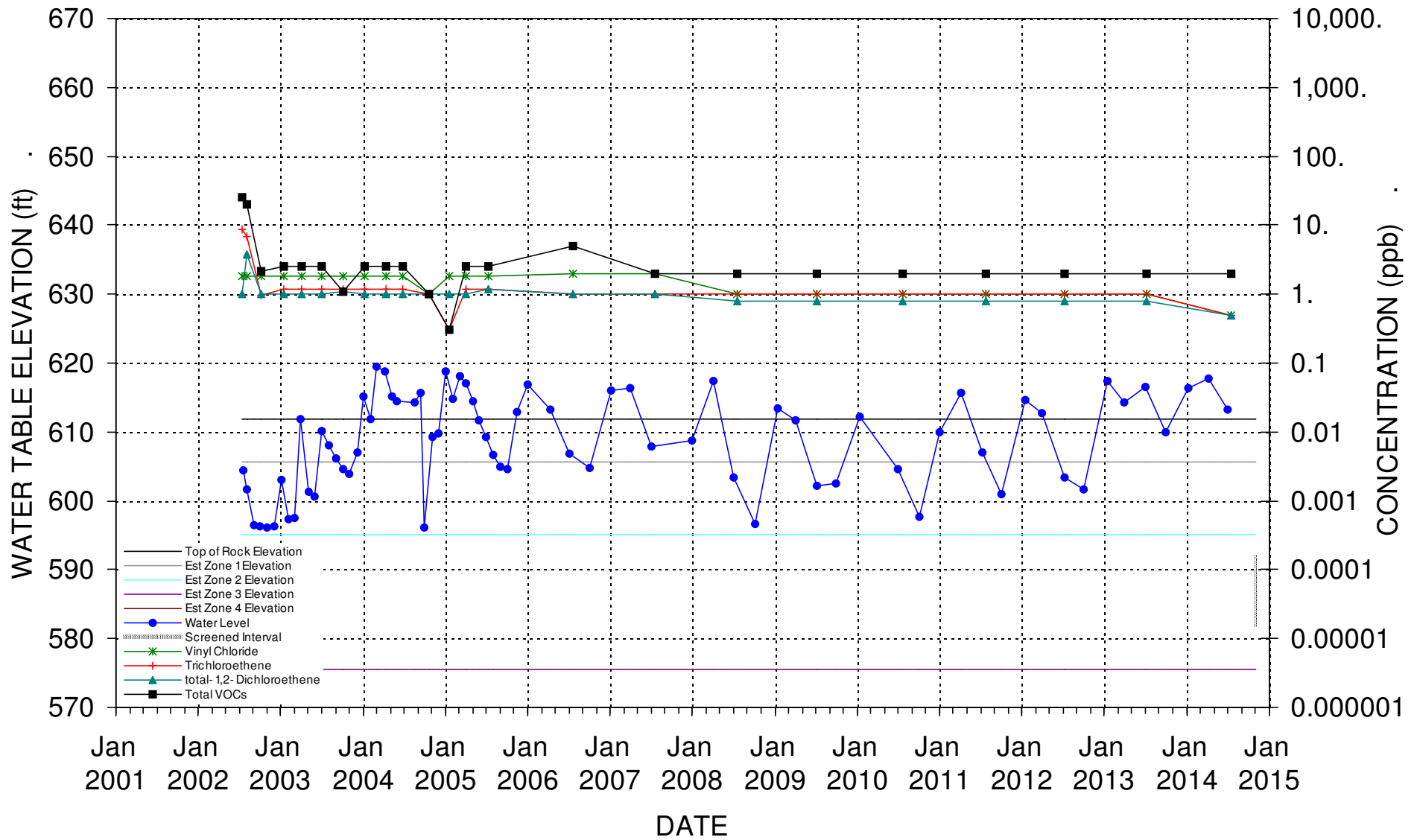
WATER LEVELS & CHLORINATED SOLVENT CONCENTRATIONS WELL B-62M



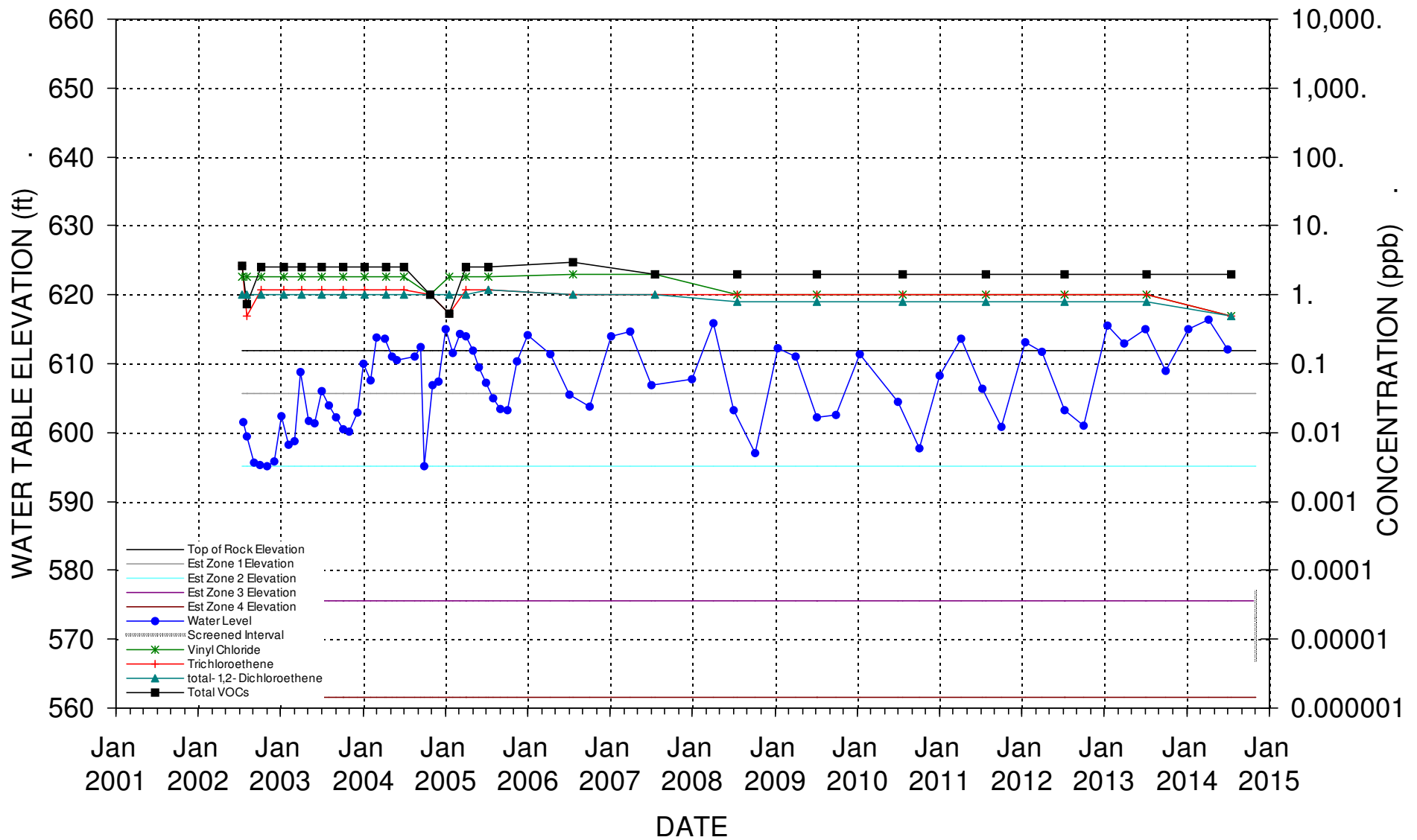
WATER LEVELS & CHLORINATED SOLVENT CONCENTRATIONS **WELL B-63M**



WATER LEVELS & CHLORINATED SOLVENT CONCENTRATIONS WELL B-64M

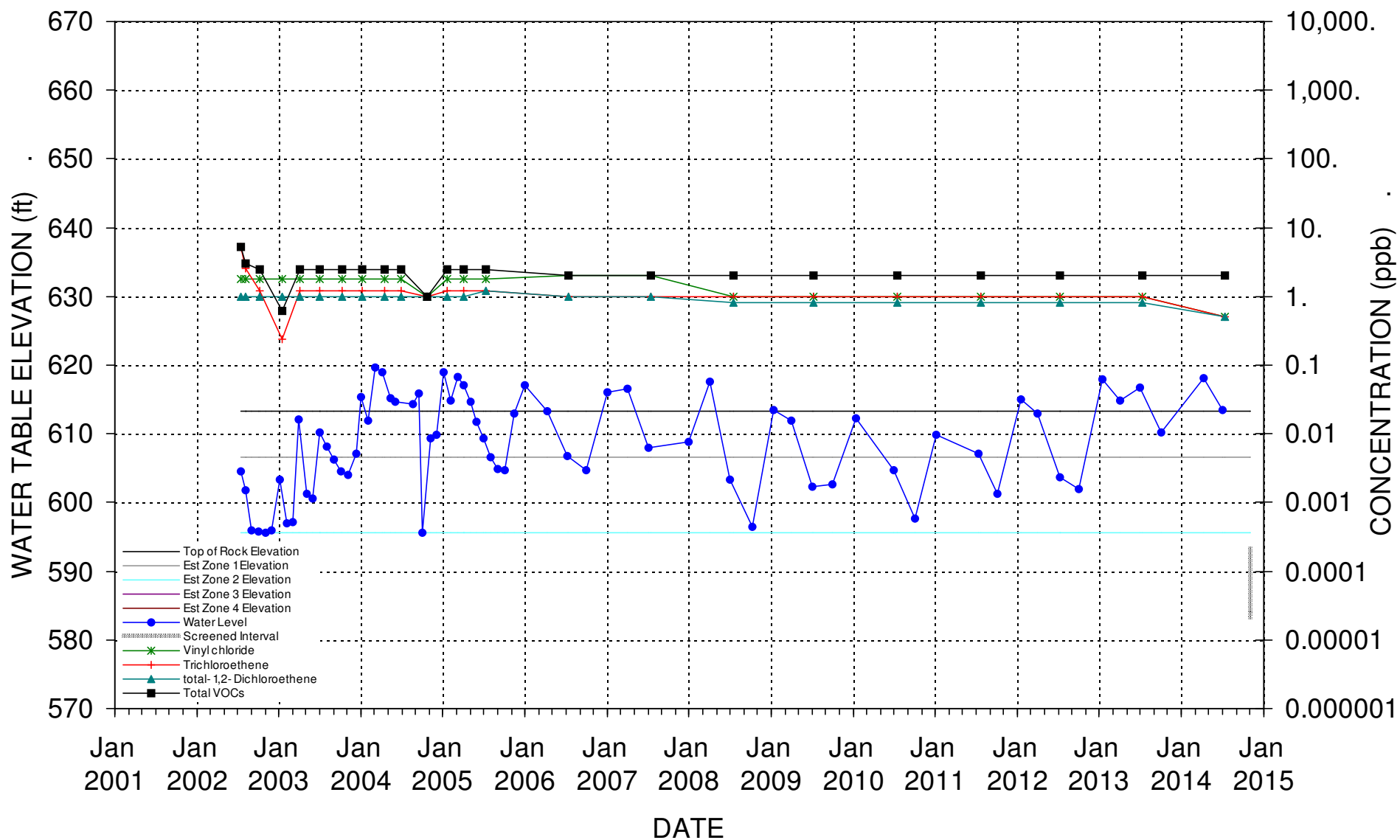


WATER LEVELS & CHLORINATED SOLVENT CONCENTRATIONS **WELL B-65M**

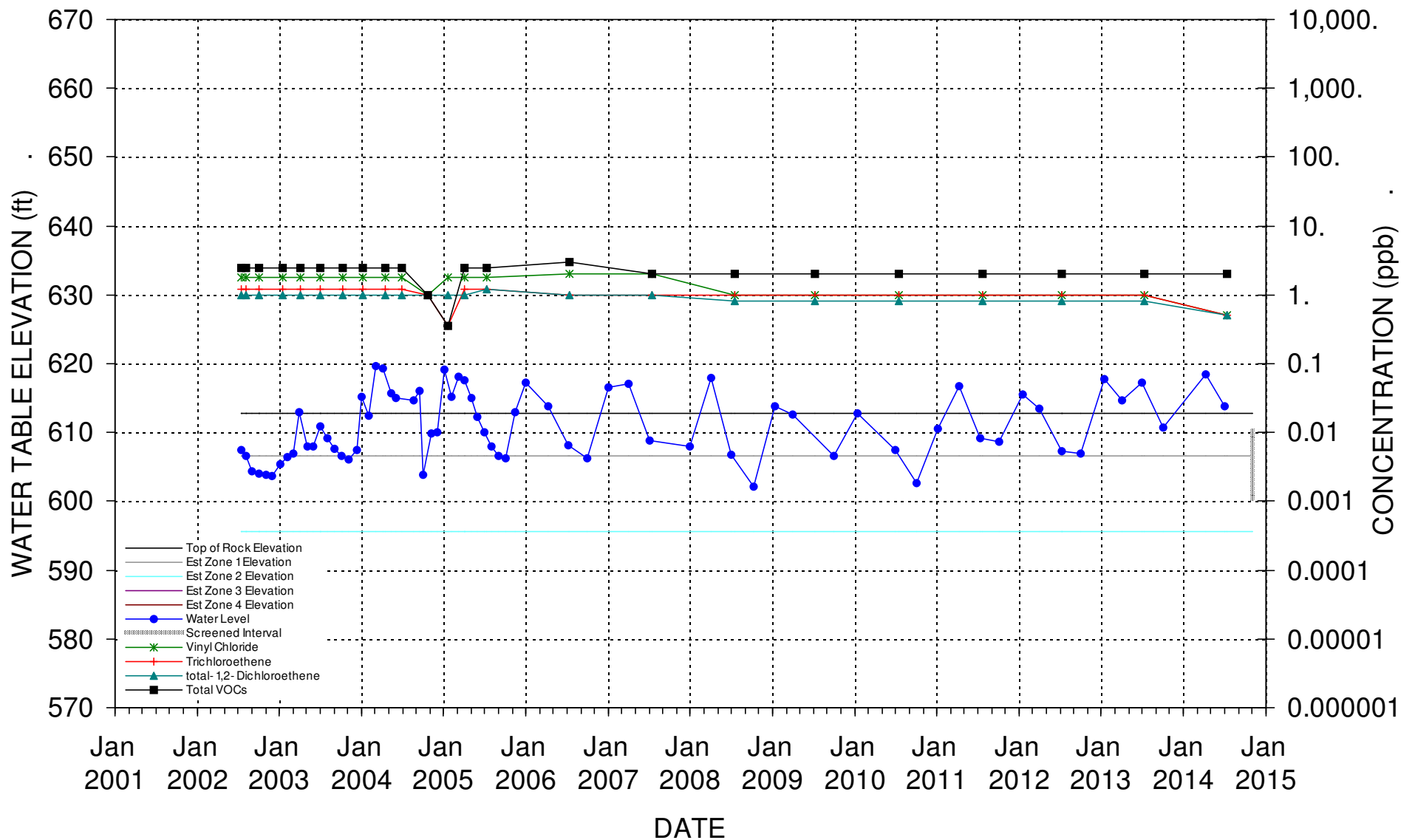


WATER LEVELS & CHLORINATED SOLVENT CONCENTRATIONS

WELL B-66M

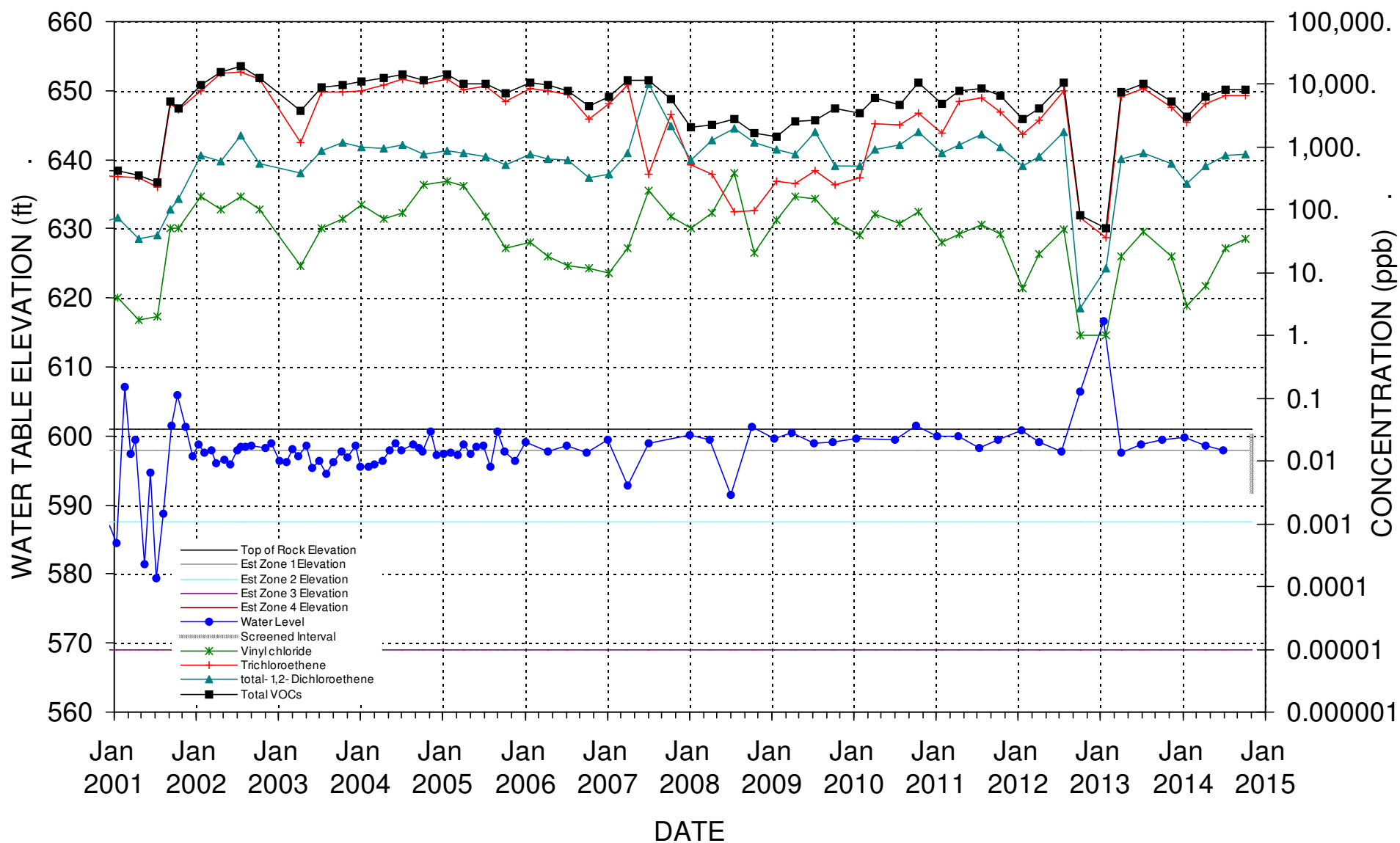


WATER LEVELS & CHLORINATED SOLVENT CONCENTRATIONS **WELL B-67M**



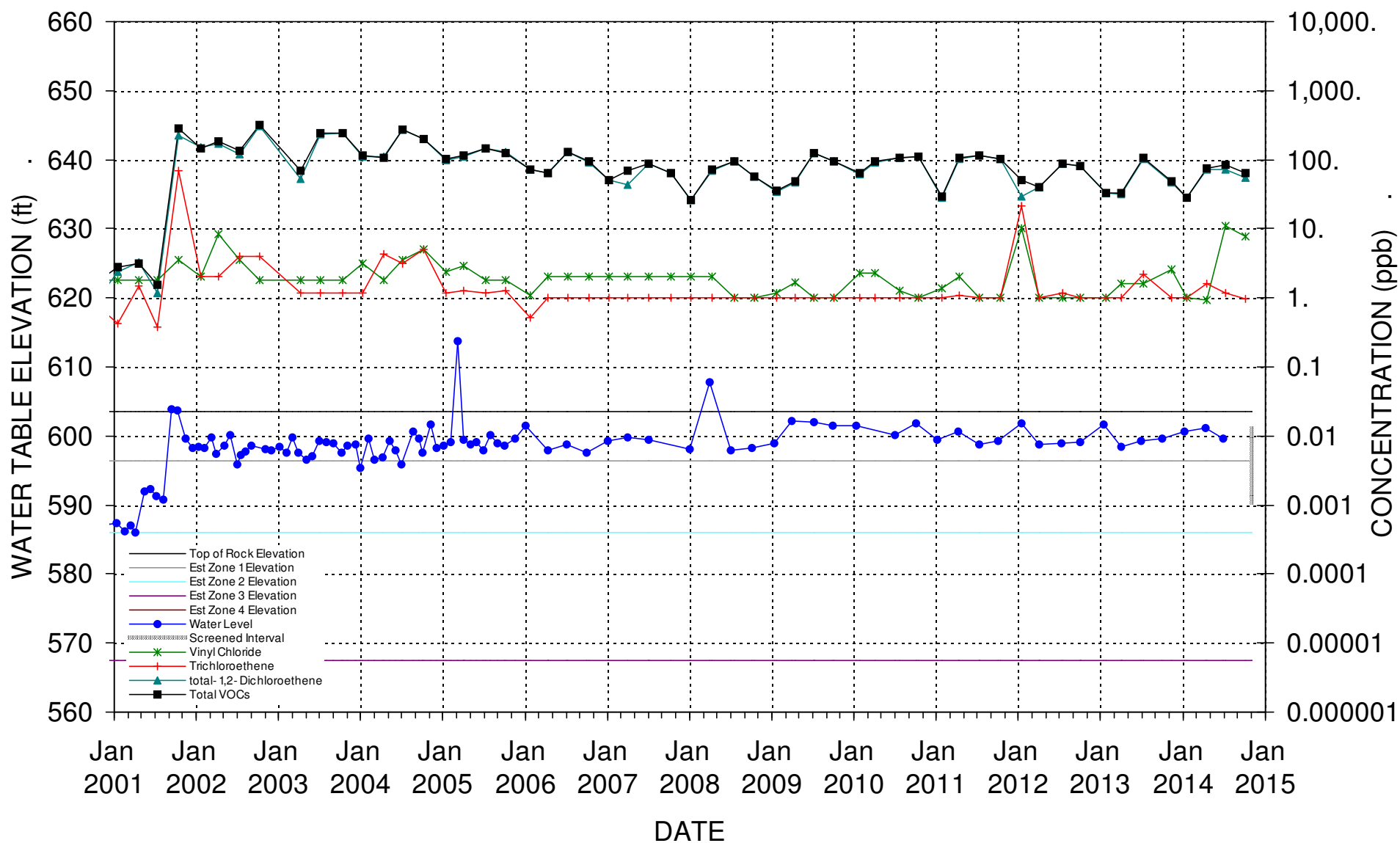
WATER LEVELS & CHLORINATED SOLVENT CONCENTRATIONS

WELL P-2



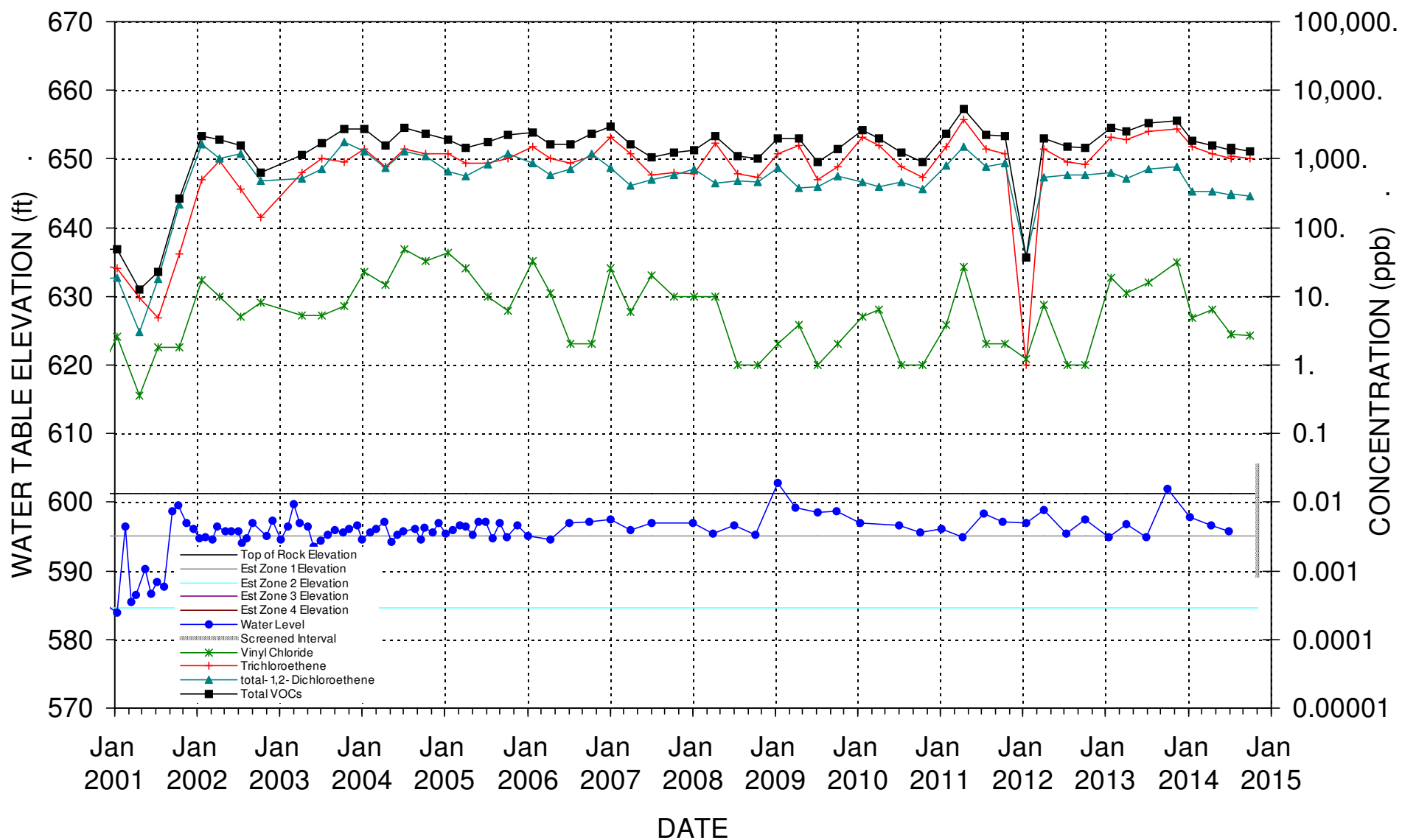
WATER LEVELS & CHLORINATED SOLVENT CONCENTRATIONS

WELL P-3

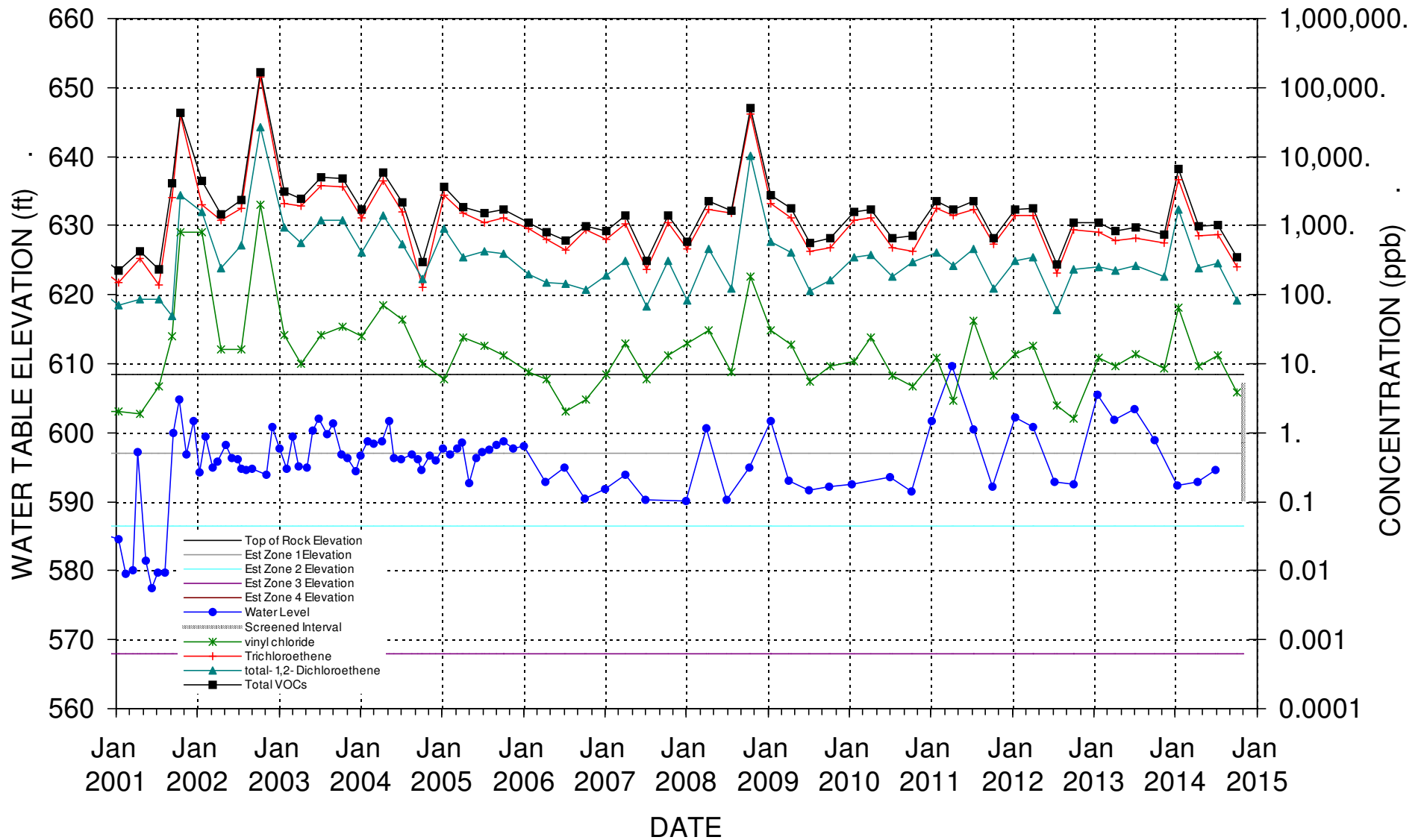


WATER LEVELS & CHLORINATED SOLVENT CONCENTRATIONS

WELL P-4

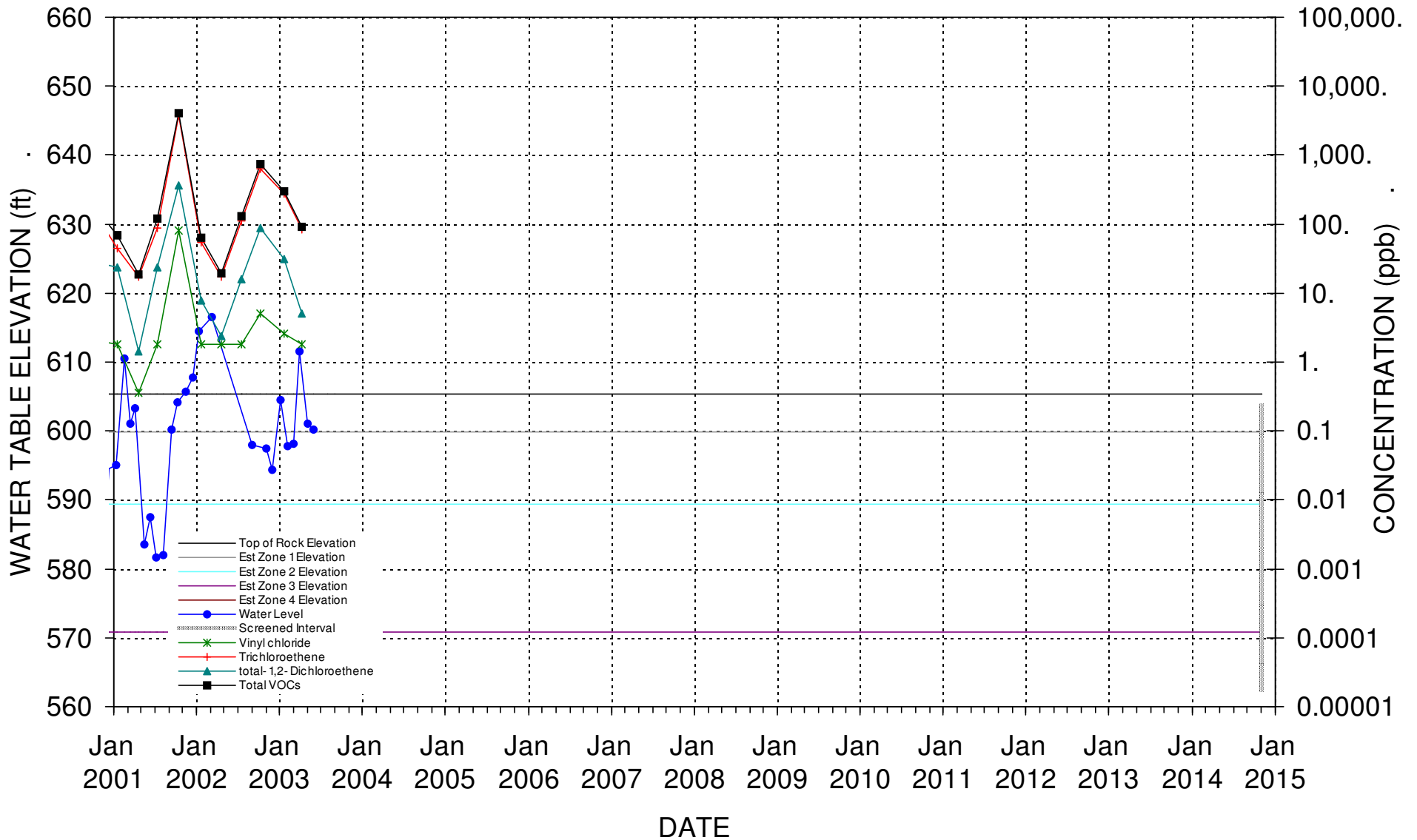


WATER LEVELS & CHLORINATED SOLVENT CONCENTRATIONS WELL PW-1



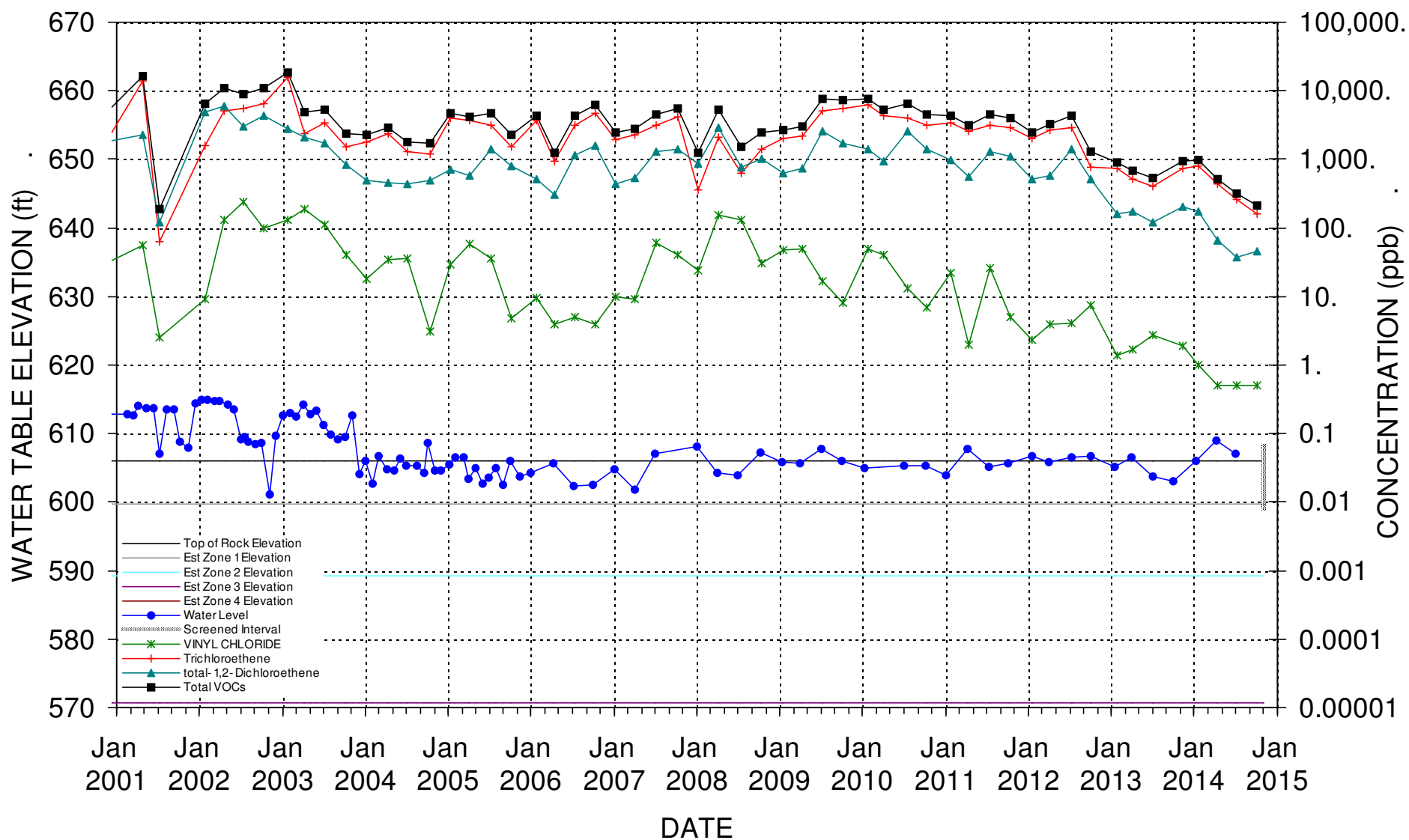
WATER LEVELS & CHLORINATED SOLVENT CONCENTRATIONS

WELL PW-2



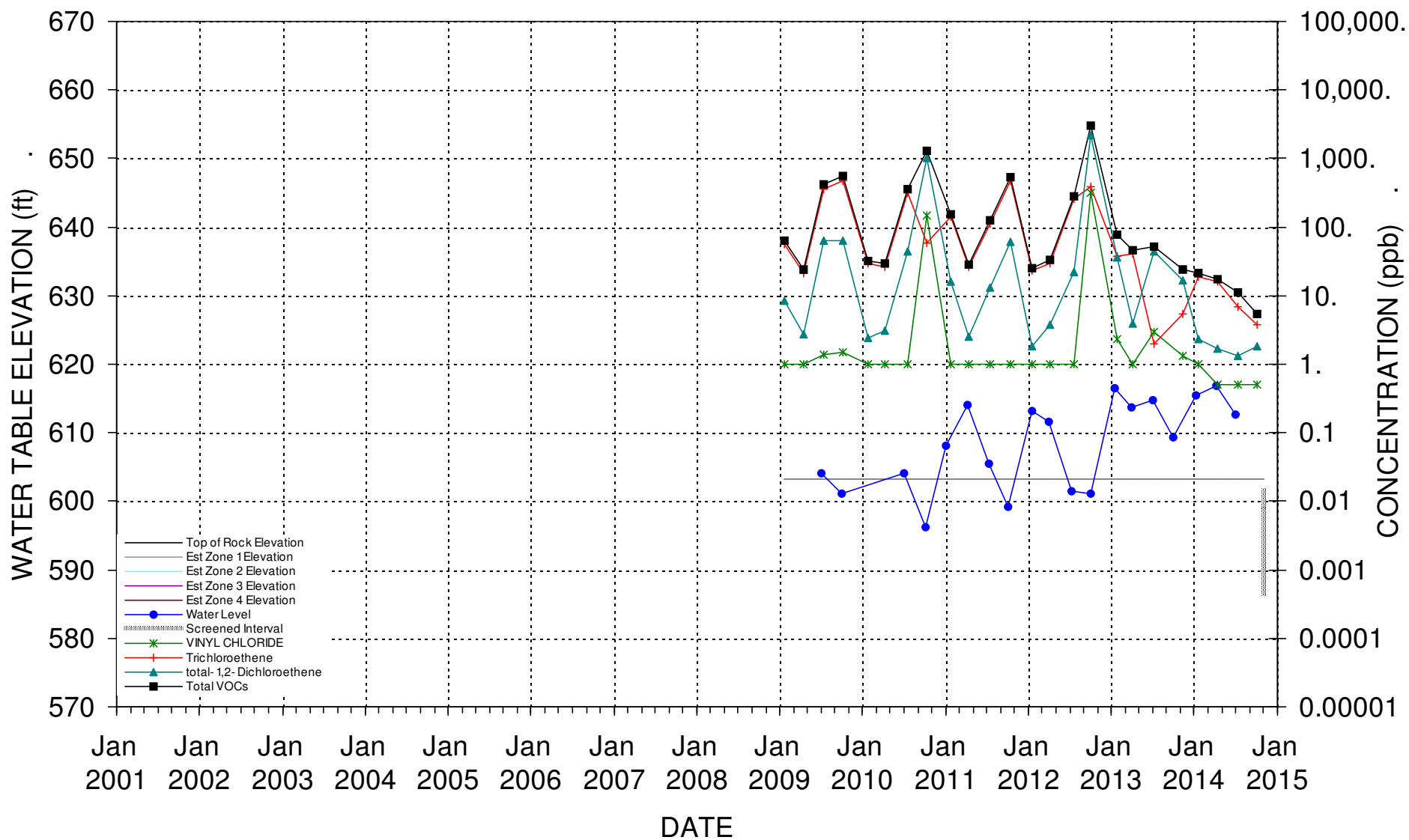
WATER LEVELS & CHLORINATED SOLVENT CONCENTRATIONS

PW-3 (former DNAPL Sump)



WATER LEVELS & CHLORINATED SOLVENT CONCENTRATIONS

PW-4



FORMER CARBORUNDUM FACILITY

WHEATFIELD, NEW YORK

Well Id: B- 3M

Date	Lab Sample Id	Method	Carbon tetrachloride (ug/L)	Chloroform (ug/L)	1,1-Dichloro-ethane (ug/L)	1,1-Dichloro-ethene (ug/L)	Methylene chloride (ug/L)	Trans-1,2-dichloro-ethene (ug/L)	Cis-1,2-dichloro-ethylene (ug/L)	1,1,1-Trichloro-ethane (ug/L)	Trichloro-ethene (TCE) (ug/L)	Tetrachloro-ethylene (PCE) (ug/L)	Vinyl chloride (ug/L)	Total (ug/L)
07/13/2001	A1663812	8021	ND	ND	0.34 J	ND	ND	1.6	50	ND	4.1	ND	2	58.04
07/12/2002	A2713901	8021	ND	ND	2.4	ND	2.2 J	13	360	ND	36	1.8	18	433.4
07/08/2003	A3649103	8021	ND	ND	ND	ND	7.4	8.5	490	ND	14	ND	5	524.9
07/06/2004	A4636508	8021	ND	ND	2.6	4.4	ND	7.3	190	ND	29	ND	18	251.3
07/14/2005	A5740501	8260/5ML	ND	ND	ND	ND	ND	3.8	75	ND	6.7	ND	7.7	93.2
07/14/2006	6G14010-08	8260	ND	ND	ND	ND	ND	2	41	ND	3	ND	4	50
07/09/2007	7G10002-01	8260	ND	ND	ND	ND	ND	ND	33	ND	2	ND	11	46
07/23/2008	5423254	8260	ND	ND	1.1 J	1 J	ND	4.3 J	190	ND	19	ND	14	229.4
07/08/2009	5719621	8260	ND	ND	1.4 J	1.4 J	ND	4.5 J	240	ND	16	ND	56	319.3
07/12/2010	6030552	8260	ND	ND	ND	1 J	ND	4.5 J	170	ND	18	ND	24	217.5
07/12/2011	6342650	8260	ND	ND	2.6 J	1.4 J	ND	4.1 J	200	1.1 J	54	ND	25	288.2
07/16/2012	6722028	8260	ND	ND	1.6 J	ND	ND	3.1 J	200	ND	26	ND	21	251.7
07/08/2013	7120727	8260	ND	ND	1.7 J	1.2 J	ND	2.8 J	160	1.1 J	100	ND	22	288.8
07/08/2014	7526285	8260	ND	ND	2.2	0.57 J	ND	2	110	0.52 J	66	ND	20	201.29

ND - Not detected, indicates parameter was analyzed for, but not detected at or above the reporting limit.

To address the NYSDEC concerns regarding the presentation and plotting of nondetected values, the data for 2001 to 2004 has been reevaluated and interpreted as follows:

- 1) Nondetected concentrations have been represented as ND for reporting purposes.
- 2) Total VOCs have been recalculated and represented as the sum of the detected parameters shown on this table.
- 3) The method change to 8260 was approved by the NYSDEC and changed in January 2005.

FORMER CARBORUNDUM FACILITY

WHEATFIELD, NEW YORK

Well Id: B- 4M

Date	Lab Sample Id	Method	Carbon tetrachloride (ug/L)	Chloroform (ug/L)	1,1-Dichloro-ethane (ug/L)	1,1-Dichloro-ethene (ug/L)	Methylene chloride (ug/L)	Trans-1,2-dichloro-ethene (ug/L)	Cis-1,2-dichloro-ethylene (ug/L)	1,1,1-Trichloro-ethane (ug/L)	Trichloro-ethene (TCE) (ug/L)	Tetrachloro-ethylene (PCE) (ug/L)	Vinyl chloride (ug/L)	Total (ug/L)
07/13/2001	A1663816	8021	ND	ND	ND	ND	0.58 J	1.6	61	ND	5.5	ND	1.5 J	70.18
07/12/2002	A2713906	8021	ND	ND	ND	ND	ND	1.5	47	ND	5	ND	5.6	59.1
07/08/2003	A3649109	8021	ND	ND	ND	ND	ND	2.3	67	ND	7.8	ND	6.4	83.5
07/06/2004	A4636506	8021	ND	ND	ND	ND	ND	1.9	38	ND	8.2	ND	10	58.1
07/14/2005	A5740502	8260/5ML	ND	ND	ND	ND	ND	1.8	36	ND	5.4	ND	12	55.2
07/14/2006	6G14010-07	8260	ND	ND	ND	ND	ND	2	28	ND	5	ND	20	55
07/09/2007	7G10002-02	8260	ND	ND	ND	ND	ND	1	24	ND	4	ND	22	51
07/23/2008	5423255	8260	ND	ND	ND	ND	ND	1.8 J	41	ND	5.1	ND	12	59.9
07/09/2009	5720682	8260	ND	ND	ND	ND	ND	ND	20	ND	1.8 J	ND	5.1	26.9
07/12/2010	6030548	8260	ND	ND	ND	ND	ND	1.1 J	35	ND	250	ND	1.8 J	287.9
04/12/2011	6256727	8260	ND	ND	1.6 J	0.95 J	ND	5.6	120	ND	29	ND	9.7	166.85
07/13/2011	6343981	8260	ND	ND	ND	ND	ND	2.2 J	59	ND	7.1	ND	11	79.3
07/17/2012	6723837	8260	ND	ND	ND	ND	ND	1.6 J	41	ND	4.9 J	ND	7.9	55.4
07/08/2013	7120735	8260	ND	ND	1.3 J	0.81 J	ND	5.0	89	ND	28	ND	10	134.11
07/08/2014	7526297	8260	ND	ND	0.91 J	0.8 J	ND	4.1	58	ND	22	ND	9.7	95.51

ND - Not detected, indicates parameter was analyzed for, but not detected at or above the reporting limit.

To address the NYSDEC concerns regarding the presentation and plotting of nondetected values, the data for 2001 to 2004 has been reevaluated and interpreted as follows:

- 1) Nondetected concentrations have been represented as ND for reporting purposes.
- 2) Total VOCs have been recalculated and represented as the sum of the detected parameters shown on this table.
- 3) The method change to 8260 was approved by the NYSDEC and changed in January 2005.

FORMER CARBORUNDUM FACILITY

WHEATFIELD, NEW YORK

Well Id: B- 5M

Date	Lab Sample Id	Method	Carbon tetrachloride (ug/L)	Chloroform (ug/L)	1,1-Dichloro-ethane (ug/L)	1,1-Dichloro-ethene (ug/L)	Methylene chloride (ug/L)	Trans-1,2-dichloro-ethene (ug/L)	Cis-1,2-dichloro-ethylene (ug/L)	1,1,1-Trichloro-ethane (ug/L)	Trichloro-ethene (TCE) (ug/L)	Tetrachloro-ethylene (PCE) (ug/L)	Vinyl chloride (ug/L)	Total (ug/L)
07/13/2001	A1663817	8021	ND	ND	ND	ND	ND	0.47 J	18	ND	20	ND	ND	38.47
07/15/2002	A2723102	8021	ND	ND	ND	ND	ND	ND	3.8	ND	9.5	ND	ND	13.3
07/10/2003	A3654101	8021	ND	ND	ND	ND	ND	ND	4.5	ND	13	ND	ND	17.5
07/07/2004	A4636503	8021	ND	ND	ND	ND	ND	1.1	16	ND	72	ND	ND	89.1
07/12/2005	A5733201	8260/5ML	ND	ND	ND	ND	ND	ND	3.8	ND	12	ND	ND	15.8
07/18/2006	6G19003-09RE1	8260	ND	ND	ND	ND	6 B	ND	9	ND	36	ND	ND	51
07/09/2007	7G10002-03	8260	ND	ND	ND	ND	ND	ND	2	ND	6	ND	ND	8
07/23/2008	5423256	8260	ND	ND	ND	ND	ND	1.5 J	54	ND	290	ND	3 J	348.5
07/13/2009	5722293	8260	ND	ND	ND	ND	ND	1 J	20	ND	82	ND	ND	103
07/12/2010	6030549	8260	ND	ND	ND	ND	ND	1.3 J	33	ND	3.9 J	ND	17	55.2
07/25/2011	6355555	8260	ND	ND	ND	ND	ND	1.1 J	22	ND	150	ND	1.3 J	174.4
07/16/2012	6722026	8260	ND	ND	ND	ND	ND	1.3 J	33	ND	260	ND	1.8 J	296.1
07/09/2013	7122572	8260	ND	ND	ND	ND	ND	ND	3.4 J	ND	25	ND	ND	28.4
07/08/2014	7526295	8260	ND	ND	ND	ND	ND	1	16	ND	93	ND	1.7	111.7

ND - Not detected, indicates parameter was analyzed for, but not detected at or above the reporting limit.

To address the NYSDEC concerns regarding the presentation and plotting of nondetected values, the data for 2001 to 2004 has been reevaluated and interpreted as follows:

- 1) Nondetected concentrations have been represented as ND for reporting purposes.
- 2) Total VOCs have been recalculated and represented as the sum of the detected parameters shown on this table.
- 3) The method change to 8260 was approved by the NYSDEC and changed in January 2005.

FORMER CARBORUNDUM FACILITY

WHEATFIELD, NEW YORK

Well Id: B- 6M

Date	Lab Sample Id	Method	Carbon tetrachloride (ug/L)	Chloroform (ug/L)	1,1-Dichloro-ethane (ug/L)	1,1-Dichloro-ethene (ug/L)	Methylene chloride (ug/L)	Trans-1,2-dichloro-ethene (ug/L)	Cis-1,2-dichloro-ethylene (ug/L)	1,1,1-Trichloro-ethane (ug/L)	Trichloro-ethene (TCE) (ug/L)	Tetrachloro-ethylene (PCE) (ug/L)	Vinyl chloride (ug/L)	Total (ug/L)
01/16/2001	A1043907	8021	ND	ND	ND	ND	ND	ND	2.7	ND	16	ND	ND	18.7
04/16/2001	A1345808	624	ND	ND	ND	ND	ND	ND	1.8	ND	18	ND	ND	19.8
07/13/2001	A1663814	8021	ND	ND	ND	ND	ND	ND	1.1	ND	12	ND	ND	13.1
10/10/2001	A1994701	8021	ND	ND	ND	ND	ND	ND	1.7	ND	19	ND	ND	20.7
01/23/2002	A2076801	8021	ND	ND	ND	ND	ND	0.66 J	27	ND	51	ND	ND	78.66
04/12/2002	A2351803	8021	ND	ND	ND	ND	ND	ND	9.8	ND	100	ND	ND	109.8
07/12/2002	A2713909	8021	ND	ND	ND	ND	ND	ND	11	ND	69	ND	ND	80
10/08/2002	A2999301	8021	ND	ND	ND	ND	ND	ND	9.1	ND	52	ND	ND	61.1
01/21/2003	A3069002	8021	ND	ND	ND	ND	ND	ND	6.3	ND	47	ND	ND	53.3
04/09/2003	A3329501	8021	ND	ND	ND	ND	24	ND	8.1	ND	48	ND	ND	80.1
07/08/2003	A3649108	8021	ND	ND	ND	ND	ND	ND	9.4	ND	60	ND	ND	69.4
10/13/2003	A3991405	8021	ND	ND	ND	ND	ND	ND	34	ND	130	ND	ND	164
01/28/2004	A4077401	8021	ND	ND	ND	ND	2.9	ND	37	ND	260	ND	ND	299.9
04/20/2004	A4356802	8021	ND	ND	ND	ND	ND	ND	22	ND	240	ND	ND	262
07/07/2004	A4636502	8021	ND	ND	ND	ND	ND	ND	16	ND	130	ND	ND	146
10/21/2004	A4A48001	8021	ND	ND	ND	ND	ND	ND	18	ND	100 E	ND	ND	118
01/17/2005	A5044302	8260	ND	ND	ND	ND	ND	ND	10	ND	110	ND	ND	120
04/05/2005	A5317802	8260	ND	ND	ND	ND	0.93 J	ND	6.7	ND	91 E	0.55 J	ND	99.18
04/05/2005	A5317802DL	8260	ND	ND	ND	ND	ND	ND	6.3 D	ND	95 D	ND	ND	101.3
07/12/2005	A5733202	8260/5ML	ND	ND	ND	ND	ND	ND	6.2	ND	58	ND	ND	64.2
10/05/2005	A5B10602	8260	ND	ND	ND	ND	ND	0.64 J	22	ND	97	ND	1.1 J	120.74
01/24/2006	A6089111	8260	ND	ND	ND	ND	ND	ND	7.3	ND	61	ND	ND	68.3
04/12/2006	6D13005-03	8260	ND	ND	ND	ND	ND	ND	10	ND	99	ND	ND	109
07/18/2006	6G19003-14	8260	ND	ND	ND	ND	5 B	ND	18	ND	109	ND	ND	132
10/10/2006	6J11002-06	8260	ND	ND	ND	ND	ND	2	73	ND	414 D	ND	4	493
01/09/2007	7A10006-03	8260	ND	ND	ND	ND	3 B	ND	21	ND	205 D	ND	ND	229
04/04/2007	7D05011-01	8260	ND	ND	ND	ND	ND	ND	13	ND	150	ND	ND	163
07/11/2007	7G12003-07	8260	ND	ND	ND	ND	ND	ND	13	ND	137	ND	ND	150
10/10/2007	7J11002-02	8260	ND	ND	ND	ND	ND	1	45	ND	258 D	ND	3	307
01/08/2008	8A09005-06	8260	ND	ND	ND	ND	4	3	99	ND	500 D	ND	ND	606
04/07/2008	8D08002-06	8260	ND	ND	ND	ND	18 B	ND	33	ND	346	ND	ND	397
07/22/2008	5422164	8260	ND	ND	ND	ND	ND	1 J	26	ND	230	ND	ND	257
10/17/2008	5502671	8260	ND	ND	ND	ND	ND	ND	10	ND	95	ND	ND	105
01/15/2009	5578622	8260	ND	ND	ND	ND	ND	0.92 J	26	ND	210	ND	ND	236.92
04/16/2009	5649163	8260	ND	ND	ND	ND	ND	0.9 J	27	ND	270	ND	ND	297.9
07/09/2009	5720687	8260	ND	ND	ND	ND	ND	0.86 J	23	ND	230	ND	ND	253.86
10/06/2009	5799016	8260	ND	ND	ND	ND	ND	0.89 J	21	ND	190	ND	ND	211.89

ND - Not detected, indicates parameter was analyzed for, but not detected at or above the reporting limit.

To address the NYSDEC concerns regarding the presentation and plotting of nondetected values, the data for 2001 to 2004 has been reevaluated and interpreted as follows:

- 1) Nondetected concentrations have been represented as ND for reporting purposes.
- 2) Total VOCs have been recalculated and represented as the sum of the detected parameters shown on this table.
- 3) The method change to 8260 was approved by the NYSDEC and changed in January 2005.

FORMER CARBORUNDUM FACILITY

WHEATFIELD, NEW YORK

Well Id: B- 6M

Date	Lab Sample Id	Method	Carbon tetrachloride (ug/L)	Chloroform (ug/L)	1,1-Dichloro-ethane (ug/L)	1,1-Dichloro-ethene (ug/L)	Methylene chloride (ug/L)	Trans-1,2-dichloro-ethene (ug/L)	Cis-1,2-dichloro-ethylene (ug/L)	1,1,1-Trichloro-ethane (ug/L)	Trichloro-ethene (TCE) (ug/L)	Tetrachloro-ethylene (PCE) (ug/L)	Vinyl chloride (ug/L)	Total (ug/L)
01/20/2010	5888924	8260	ND	ND	ND	ND	ND	0.93 J	36	ND	250	ND	ND	286.93
04/06/2010	5946900	8260	ND	ND	ND	ND	ND	ND	23	ND	280	ND	ND	303
07/20/2010	6038216	8260	ND	ND	ND	ND	ND	ND	16	ND	170	ND	ND	186
10/18/2010	6115536	8260	ND	ND	ND	ND	ND	ND	12	ND	130	ND	ND	142
01/24/2011	6190820	8260	ND	ND	ND	ND	ND	ND	20	ND	160	ND	ND	180
04/12/2011	6256726	8260	ND	ND	ND	ND	ND	ND	16	ND	190	ND	ND	206
07/21/2011	6353674	8260	ND	ND	ND	ND	ND	ND	16	ND	190	ND	ND	206
10/10/2011	6433664	8260	ND	ND	ND	ND	ND	ND	10	ND	110	ND	ND	120
01/17/2012	6524419	8260	ND	ND	ND	ND	ND	0.82 J	22	ND	280	ND	ND	302.82
04/03/2012	6605294	8260	ND	ND	ND	ND	ND	ND	19	ND	250	ND	ND	269
07/17/2012	6723840	8260	ND	ND	ND	ND	ND	ND	16	ND	200	ND	ND	216
10/03/2012	6812009	8260	ND	ND	ND	ND	ND	0.86 J	19	ND	240	ND	ND	259.86
01/23/2013	6932568	8260	ND	ND	ND	ND	ND	1.2 J	40	ND	350	ND	ND	391.2
04/08/2013	7015025	8260	ND	ND	ND	ND	ND	0.80 J	23	ND	220	ND	ND	243.8
07/15/2013	7128199	8260	ND	ND	ND	ND	ND	ND	12	ND	160	ND	ND	172
11/13/2013	7276546	8260	ND	ND	ND	ND	ND	ND	17	ND	260	ND	ND	277
01/17/2014	7341388	8260	ND	ND	ND	ND	ND	ND	13	ND	190	ND	ND	203
04/14/2014	7430454	8260	ND	ND	ND	ND	ND	ND	7.3	ND	100	ND	ND	107.3
07/10/2014	7529507	8260	ND	ND	ND	ND	ND	ND	6	ND	88	ND	ND	94
10/02/2014	7623670	8260	ND	1.7	ND	ND	ND	0.59 J	12	ND	140	ND	ND	154.29

ND - Not detected, indicates parameter was analyzed for, but not detected at or above the reporting limit.

To address the NYSDEC concerns regarding the presentation and plotting of nondetected values, the data for 2001 to 2004 has been reevaluated and interpreted as follows:

- 1) Nondetected concentrations have been represented as ND for reporting purposes.
- 2) Total VOCs have been recalculated and represented as the sum of the detected parameters shown on this table.
- 3) The method change to 8260 was approved by the NYSDEC and changed in January 2005.

FORMER CARBORUNDUM FACILITY

WHEATFIELD, NEW YORK

Well Id: B- 7M

Date	Lab Sample Id	Method	Carbon tetrachloride (ug/L)	Chloroform (ug/L)	1,1-Dichloro-ethane (ug/L)	1,1-Dichloro-ethene (ug/L)	Methylene chloride (ug/L)	Trans-1,2-dichloro-ethene (ug/L)	Cis-1,2-dichloro-ethylene (ug/L)	1,1,1-Trichloro-ethane (ug/L)	Trichloro-ethene (TCE) (ug/L)	Tetrachloro-ethylene (PCE) (ug/L)	Vinyl chloride (ug/L)	Total (ug/L)
01/11/2001	A1035103	8021	ND	ND	ND	ND	ND	ND	1.8	ND	2.2	ND	ND	4
04/20/2001	A1366402	624	ND	ND	ND	ND	ND	ND	2.9	ND	3.2	ND	ND	6.1
07/12/2001	A1663801	8021	ND	ND	ND	ND	ND	ND	0.5 J	ND	1.8	ND	ND	2.3
10/10/2001	A1994702	8021	ND	ND	ND	ND	ND	ND	0.59 J	ND	1.9	ND	ND	2.49
01/21/2002	A2066003	8021	ND	ND	ND	ND	ND	ND	1.1	ND	4.6	ND	ND	5.7
04/11/2002	A2348301	8021	ND	ND	ND	ND	ND	ND	1.5	ND	11	ND	ND	12.5
07/11/2002	A2708314	8021	ND	ND	ND	ND	ND	ND	2.3	ND	7.7	ND	ND	10
10/08/2002	A2999307	8021	ND	ND	ND	ND	ND	ND	1.8	ND	7.2	ND	ND	9
01/16/2003	A3055803	8021	ND	3.1	ND	ND	ND	ND	0.92 J	ND	4	ND	ND	8.02
04/08/2003	A3329504	8021	ND	ND	ND	ND	ND	ND	2.3	ND	8.6	ND	ND	10.9
07/08/2003	A3649101	8021	ND	ND	ND	ND	ND	ND	0.85 J	ND	5.4	ND	ND	6.25
10/10/2003	A3983901	8021	ND	ND	ND	ND	ND	ND	28	ND	63	ND	ND	91
01/09/2004	A4026201	8021	ND	ND	ND	ND	ND	ND	6.7	ND	25	ND	ND	31.7
04/14/2004	A4331802	8021	ND	ND	ND	ND	ND	ND	4.4	ND	21	ND	ND	25.4
06/30/2004	A4619301	8021	ND	ND	ND	ND	ND	ND	3.7	ND	18	ND	ND	21.7
10/26/2004	A4A60202	8021	ND	ND	ND	ND	ND	ND	3.9	ND	12	ND	ND	15.9
01/18/2005	A5051004	8260	ND	ND	ND	ND	ND	ND	1.3	ND	8.6	ND	ND	9.9
04/04/2005	A5307701	8260	ND	ND	ND	ND	ND	ND	1.6	ND	12 B	ND	ND	13.6
07/12/2005	A5725601	8260/5ML	ND	ND	ND	ND	ND	ND	1.8	ND	8.2	ND	ND	10
07/17/2006	6G18004-02	8260	ND	ND	ND	ND	ND	ND	2	ND	8	ND	ND	10
07/10/2007	7G11015-01	8260	ND	ND	ND	ND	ND	ND	1	ND	7	ND	ND	8
07/23/2008	5423259	8260	ND	ND	ND	ND	ND	ND	2.2 J	ND	7.7	ND	ND	9.9
07/08/2009	5719613	8260	ND	ND	ND	ND	ND	ND	1.5 J	ND	4.9 J	ND	ND	6.4
07/12/2010	6030554	8260	ND	ND	ND	ND	ND	ND	1.4 J	ND	4.9 J	ND	ND	6.3
07/18/2011	6348760	8260	ND	ND	ND	ND	ND	ND	1.5 J	ND	4.6 J	ND	ND	6.1
07/16/2012	6722037	8260	ND	ND	ND	ND	ND	ND	1.1 J	ND	3.8 J	ND	ND	4.9
07/09/2013	7122567	8260	ND	ND	ND	ND	ND	ND	0.94 J	ND	5.2	ND	ND	6.14
07/09/2014	7527870	8260	ND	ND	ND	ND	ND	ND	ND	ND	2.7	ND	ND	2.7

ND - Not detected, indicates parameter was analyzed for, but not detected at or above the reporting limit.

To address the NYSDEC concerns regarding the presentation and plotting of nondetected values, the data for 2001 to 2004 has been reevaluated and interpreted as follows:

- 1) Nondetected concentrations have been represented as ND for reporting purposes.
- 2) Total VOCs have been recalculated and represented as the sum of the detected parameters shown on this table.
- 3) The method change to 8260 was approved by the NYSDEC and changed in January 2005.

FORMER CARBORUNDUM FACILITY

WHEATFIELD, NEW YORK

Well Id: B- 8M

Date	Lab Sample Id	Method	Carbon tetrachloride (ug/L)	Chloroform (ug/L)	1,1-Dichloro-ethane (ug/L)	1,1-Dichloro-ethene (ug/L)	Methylene chloride (ug/L)	Trans-1,2-dichloro-ethene (ug/L)	Cis-1,2-dichloro-ethylene (ug/L)	1,1,1-Trichloro-ethane (ug/L)	Trichloro-ethene (TCE) (ug/L)	Tetrachloro-ethylene (PCE) (ug/L)	Vinyl chloride (ug/L)	Total (ug/L)
01/12/2001	A1035104	8021	ND	ND	ND	ND	620	ND	1400	ND	7400	ND	ND	9420
04/24/2001	A1375204	8021	ND	ND	ND	ND	ND	ND	2400	ND	24000	ND	ND	26400
07/11/2001	A1648705	8021	ND	ND	ND	ND	500	ND	700	ND	11000	ND	ND	12200
10/17/2001	A1A23313	8021	ND	ND	ND	ND	980	ND	8500	ND	64000	ND	ND	73480
01/25/2002	A2081501	8021	ND	ND	ND	ND	170	ND	2400	ND	35000 D	ND	ND	37570
04/22/2002	A2391102	8021	ND	ND	ND	ND	540	ND	ND	ND	22000	ND	ND	22540
07/17/2002	A2732602	8021	ND	ND	ND	ND	1500	ND	4700	ND	73000	ND	ND	79200
10/15/2002	A2A23602	8021	ND	ND	ND	ND	ND	ND	7100	ND	41000	ND	ND	48100
01/24/2003	A3075209	8021	ND	ND	ND	ND	ND	ND	1900	ND	10000	ND	ND	11900
04/24/2003	A3389604	8021	ND	ND	ND	ND	530	ND	2100	ND	23000	ND	ND	25630
07/22/2003	A3699407	8021	ND	ND	ND	ND	ND	ND	9500	ND	170000	ND	ND	179500
10/22/2003	A3A28301	8021	ND	ND	ND	ND	ND	ND	5300	ND	85000	ND	ND	90300
01/22/2004	A4057101	8021	ND	ND	ND	ND	ND	330	330	ND	12000	ND	ND	12660
04/30/2004	A4402504	8021	ND	ND	ND	ND	ND	ND	ND	ND	24000	ND	ND	24000
07/19/2004	A4682701	8260	ND	ND	ND	ND	3000	ND	3900	ND	71000	ND	ND	77900
07/19/2004	A4682701	8021	ND	ND	ND	ND	ND	ND	7800 E	ND	58000	ND	ND	65800
10/15/2004	A4A20302	8021	ND	ND	ND	3.6	ND	6.5	980 D	ND	15000 D	4	17	16011.1
01/12/2005	A5036104	8260	ND	ND	ND	ND	ND	ND	920	ND	65000 E	ND	ND	65920
01/12/2005	A5036104DL	8260							860 D		51000 D			51860
04/19/2005	A5387403	8260	ND	ND	ND	ND	ND	ND	430	ND	18000	ND	ND	18430
07/15/2005	A5747101	8260/5ML	ND	ND	ND	ND	200	ND	3300	ND	34000 E	ND	320	37820
07/15/2005	A5747101DL	8260/5ML	ND	ND	ND	ND	870 D	ND	2700 D	ND	29000 D	ND	250 D	32820
10/24/2005	A5B97301	8260	ND	ND	0.93 J	12	ND	13	1400 E	0.61 J	12000 E	5.4	42	13473.94
10/24/2005	A5B97301DL	8260	ND	ND	ND	ND	ND	ND	880 D	ND	56000 BD	ND	ND	56880
01/26/2006	A6102405	8260	ND	ND	ND	ND	ND	ND	1000	ND	36000	ND	ND	37000
04/19/2006	6D20002-03RE1	8260	ND	ND	ND	ND	ND	ND	1020	ND	23200 D	ND	78	24298
07/14/2006	6G14010-01	8260	ND	ND	ND	20	115	32	3450	ND	58900 D	ND	198	62715
10/09/2006	6J10002-08	8260	ND	ND	ND	ND	74	ND	975	ND	29100 D	ND	ND	30149
01/09/2007	7A10006-06	8260	ND	ND	ND	ND	235	ND	2580	ND	48700 D	ND	50	51565
04/12/2007	7D13007-04	8260	ND	ND	ND	ND	1160	ND	692	ND	17800	ND	ND	19652
07/16/2007	7G17015-05	8260	ND	ND	ND	ND	1260	ND	4130	ND	71500	ND	ND	76890
10/09/2007	7J10006-05	8260	ND	ND	ND	ND	ND	ND	6730	ND	120000 D	ND	ND	126730
01/07/2008	8A08003-02RE1	8260	ND	ND	ND	ND	500	ND	1280	ND	30500	ND	ND	32280
04/09/2008	8D10002-03	8260	ND	ND	ND	ND	732	ND	4110	ND	101000 D	ND	ND	105842
07/24/2008	5424623	8260	ND	ND	ND	ND	ND	ND	1400	ND	37000	ND	28 J	38428
10/16/2008	5501565	8260	ND	ND	ND	ND	ND	ND	4600	ND	32000	ND	200 J	36800
01/15/2009	5578621	8260	ND	ND	ND	ND	ND	ND	3100	ND	63000	ND	87 J	66187

ND - Not detected, indicates parameter was analyzed for, but not detected at or above the reporting limit.

To address the NYSDEC concerns regarding the presentation and plotting of nondetected values, the data for 2001 to 2004 has been reevaluated and interpreted as follows:

- 1) Nondetected concentrations have been represented as ND for reporting purposes.
- 2) Total VOCs have been recalculated and represented as the sum of the detected parameters shown on this table.
- 3) The method change to 8260 was approved by the NYSDEC and changed in January 2005.

FORMER CARBORUNDUM FACILITY

WHEATFIELD, NEW YORK

Well Id: B- 8M

Date	Lab Sample Id	Method	Carbon tetrachloride (ug/L)	Chloroform (ug/L)	1,1-Dichloro-ethane (ug/L)	1,1-Dichloro-ethene (ug/L)	Methylene chloride (ug/L)	Trans-1,2-dichloro-ethene (ug/L)	Cis-1,2-dichloro-ethylene (ug/L)	1,1,1-Trichloro-ethane (ug/L)	Trichloro-ethene (TCE) (ug/L)	Tetrachloro-ethylene (PCE) (ug/L)	Vinyl chloride (ug/L)	Total (ug/L)
04/13/2009	5647717	8260	ND	ND	ND	ND	ND	ND	3100	ND	61000	ND	120 J	64220
07/07/2009	5718472	8260	ND	ND	ND	ND	ND	ND	1200	ND	25000	ND	30 J	26230
10/07/2009	5800390	8260	ND	ND	ND	12 J	ND	13 J	1900	ND	32000	ND	79	34004
01/20/2010	5888925	8260	ND	ND	ND	ND	ND	ND	4600	ND	80000	ND	210 J	84810
04/14/2010	5954138	8260	ND	ND	ND	ND	ND	ND	2700	ND	84000	ND	ND	86700
07/15/2010	6033918	8260	ND	ND	ND	ND	ND	ND	5600	ND	94000	ND	410 J	100010
10/14/2010	6113377	8260	ND	ND	ND	13 J	ND	17 J	3000	ND	60000	6.6 J	54	63090.6
01/24/2011	6190819	8260	ND	ND	ND	ND	ND	ND	4600	ND	70000	ND	160 J	74760
04/14/2011	6259039	8260	ND	ND	ND	ND	ND	ND	1400	ND	45000	ND	ND	46400
07/18/2011	6348766	8260	ND	ND	ND	ND	ND	ND	5400	ND	83000	ND	400 J	88800
10/12/2011	6435905	8260	ND	ND	ND	ND	ND	ND	5600	ND	78000	ND	270 J	83870
01/17/2012	6524424	8260	ND	ND	ND	9.7	ND	11	1300	ND	35000	4.5 J	52	36377.2
04/04/2012	6607032	8260	ND	ND	ND	ND	ND	ND	1900	ND	32000	ND	120	34020
07/16/2012	6722032	8260	ND	ND	ND	32	ND	36	5500	ND	56000	11	340	61919
10/04/2012	6814361	8260	ND	ND	ND	ND	ND	ND	5800	ND	84000	ND	100 J	89900
01/23/2013	6932575	8260	ND	ND	ND	ND	ND	ND	2000	ND	51000	ND	ND	53000
04/08/2013	7015031	8260	ND	ND	ND	ND	ND	ND	760	ND	20000	ND	ND	20760
07/02/2013	7117030	8260	ND	ND	ND	ND	ND	ND	770	ND	21000	ND	18 J	21788
11/11/2013	7273097	8260	ND	ND	ND	ND	ND	ND	470	ND	13000	ND	ND	13470
01/17/2014	7341387	8260	ND	ND	ND	ND	ND	ND	260	ND	7700	ND	ND	7960
04/15/2014	7432590	8260	ND	ND	ND	ND	ND	3.2 J	250	ND	7400	2.7 J	ND	7655.9
07/09/2014	7527876	8260	ND	8.5	ND	2.2	ND	3.1	300	ND	7000	2.3	4	7320.1
10/03/2014	7625307	8260	ND	11	ND	4.3 J	ND	5.3	720	ND	10000	3.0 J	10	10753.6

ND - Not detected, indicates parameter was analyzed for, but not detected at or above the reporting limit.

To address the NYSDEC concerns regarding the presentation and plotting of nondetected values, the data for 2001 to 2004 has been reevaluated and interpreted as follows:

- 1) Nondetected concentrations have been represented as ND for reporting purposes.
- 2) Total VOCs have been recalculated and represented as the sum of the detected parameters shown on this table.
- 3) The method change to 8260 was approved by the NYSDEC and changed in January 2005.

FORMER CARBORUNDUM FACILITY

WHEATFIELD, NEW YORK

Well Id: B- 9M

Date	Lab Sample Id	Method	Carbon tetrachloride (ug/L)	Chloroform (ug/L)	1,1-Dichloro-ethane (ug/L)	1,1-Dichloro-ethene (ug/L)	Methylene chloride (ug/L)	Trans-1,2-dichloro-ethene (ug/L)	Cis-1,2-dichloro-ethylene (ug/L)	1,1,1-Trichloro-ethane (ug/L)	Trichloro-ethene (TCE) (ug/L)	Tetrachloro-ethylene (PCE) (ug/L)	Vinyl chloride (ug/L)	Total (ug/L)
07/17/2002	A2732703	8021	ND	ND	ND	ND	ND	ND	7.4	ND	23	1.7	ND	32.1
07/02/2003	A3639709	8021	ND	ND	ND	ND	ND	ND	1.4	ND	2.8	ND	ND	4.2
06/29/2004	A4614511	8021	ND	ND	ND	ND	ND	ND	ND	ND	2	ND	ND	2
07/07/2005	A5706807	8260	ND	ND	ND	ND	ND	ND	2.7	ND	5.4	1.4	ND	9.5
10/24/2005	A5B97302	8260	ND	ND	ND	ND	ND	ND	ND	ND	1.3 B	ND	ND	1.3
01/24/2006	A6089109	8260	ND	ND	ND	ND	ND	ND	ND	ND	0.67 J	ND	ND	0.67
04/12/2006	6D13005-05	8260	ND	ND	ND	ND	ND	ND	ND	ND	ND	ND	ND	ND
07/13/2006	6G14009-05	8260	ND	ND	ND	ND	3	ND	2	ND	3	ND	ND	8
10/09/2006	6J10002-07	8260	ND	ND	ND	ND	ND	ND	1	ND	4	ND	ND	5
01/05/2007	7A05012-03	8260	ND	ND	ND	ND	ND	ND	ND	ND	ND	ND	ND	ND
04/04/2007	7D05011-05	8260	ND	ND	ND	ND	ND	ND	ND	ND	ND	ND	ND	ND
07/10/2007	7G11015-03	8260	ND	ND	ND	ND	ND	ND	ND	ND	1	ND	ND	1
10/09/2007	7J10006-10	8260	ND	ND	ND	ND	ND	ND	2	ND	ND	ND	ND	2
01/07/2008	8A08003-03	8260	ND	ND	ND	ND	3	ND	ND	ND	ND	ND	ND	3
04/07/2008	8D08002-07	8260	ND	ND	ND	ND	2 B	ND	ND	ND	ND	ND	ND	2
07/16/2008	5417444	8260	ND	ND	ND	ND	ND	ND	ND	ND	ND	ND	ND	ND
01/21/2009	5582424	8260	ND	ND	ND	ND	ND	ND	ND	ND	ND	ND	ND	ND
04/16/2009	5649164	8260	ND	ND	ND	ND	ND	ND	ND	ND	ND	ND	ND	ND
07/07/2009	5718463	8260	ND	ND	ND	ND	ND	ND	ND	ND	ND	ND	ND	ND
10/06/2009	5799006	8260	ND	ND	ND	ND	ND	ND	ND	ND	ND	ND	ND	ND
01/20/2010	5888926	8260	ND	ND	ND	ND	ND	ND	ND	ND	ND	ND	ND	ND
04/06/2010	5946904	8260	ND	ND	ND	ND	ND	ND	ND	ND	ND	ND	ND	ND
07/12/2010	6030559	8260	ND	ND	ND	ND	ND	ND	0.85 J	ND	1.7 J	ND	ND	2.55
01/24/2011	6190818	8260	ND	ND	ND	ND	ND	ND	ND	ND	ND	ND	ND	ND
04/12/2011	6256716	8260	ND	ND	ND	ND	ND	ND	ND	ND	ND	ND	ND	ND
07/12/2011	6342647	8260	ND	ND	ND	ND	ND	ND	ND	ND	1.1 J	ND	ND	1.1
10/10/2011	6433665	8260	ND	ND	ND	ND	ND	ND	2.3 J	ND	5.4	4.1 J	ND	11.8
01/17/2012	6524423	8260	ND	ND	ND	ND	ND	ND	ND	ND	ND	ND	ND	ND
04/03/2012	6605292	8260	ND	ND	ND	ND	ND	ND	ND	ND	ND	ND	ND	ND
07/11/2012	6717362	8260	ND	ND	ND	ND	ND	ND	ND	ND	1.1 J	ND	ND	1.1
10/04/2012	6814363	8260	ND	ND	ND	ND	ND	ND	ND	ND	2.7 J	2.5 J	ND	5.2
01/17/2013	6926981	8260	ND	ND	ND	ND	ND	ND	ND	ND	ND	ND	ND	ND
04/08/2013	7015032	8260	ND	ND	ND	ND	ND	ND	ND	ND	ND	ND	ND	ND
07/02/2013	7117034	8260	ND	ND	ND	ND	ND	ND	ND	ND	3.2 J	ND	ND	3.2
11/11/2013	7273094	8260	ND	ND	ND	ND	ND	ND	ND	ND	1.1 J	ND	ND	1.1
01/17/2014	7341385	8260	ND	ND	ND	ND	ND	ND	ND	ND	ND	ND	ND	ND
04/14/2014	7430455	8260	ND	ND	ND	ND	ND	ND	ND	ND	ND	ND	ND	ND

ND - Not detected, indicates parameter was analyzed for, but not detected at or above the reporting limit.

To address the NYSDEC concerns regarding the presentation and plotting of nondetected values, the data for 2001 to 2004 has been reevaluated and interpreted as follows:

- 1) Nondetected concentrations have been represented as ND for reporting purposes.
- 2) Total VOCs have been recalculated and represented as the sum of the detected parameters shown on this table.
- 3) The method change to 8260 was approved by the NYSDEC and changed in January 2005.

FORMER CARBORUNDUM FACILITY

WHEATFIELD, NEW YORK

Well Id: B- 9M

Date	Lab Sample Id	Method	Carbon tetrachloride (ug/L)	Chloroform (ug/L)	1,1- Dichloro- ethane (ug/L)	1,1- Dichloro ethene (ug/L)	Methylene chloride (ug/L)	Trans-1,2- dichloro- ethene (ug/L)	Cis-1,2- dichloro- ethylene (ug/L)	1,1,1- Trichloro- ethane (ug/L)	Trichloro- ethene (TCE) (ug/L)	Tetrachloro- ethylene (PCE) (ug/L)	Vinyl chloride (ug/L)	Total (ug/L)
07/09/2014	7527879	8260	ND	ND	ND	ND	ND	ND	ND	ND	2.1	0.78 J	ND	2.88
10/03/2014	7625306	8260	ND	ND	ND	ND	ND	ND	0.79 J	ND	2.6	2.5	ND	5.89

ND - Not detected, indicates parameter was analyzed for, but not detected at or above the reporting limit.

To address the NYSDEC concerns regarding the presentation and plotting of nondetected values, the data for 2001 to 2004 has been reevaluated and interpreted as follows:

- 1) Nondetected concentrations have been represented as ND for reporting purposes.
- 2) Total VOCs have been recalculated and represented as the sum of the detected parameters shown on this table.
- 3) The method change to 8260 was approved by the NYSDEC and changed in January 2005.

FORMER CARBORUNDUM FACILITY

WHEATFIELD, NEW YORK

Well Id: B-10M

Date	Lab Sample Id	Method	Carbon tetrachloride (ug/L)	Chloroform (ug/L)	1,1-Dichloroethane (ug/L)	1,1-Dichloroethene (ug/L)	Methylene chloride (ug/L)	Trans-1,2-dichloroethene (ug/L)	Cis-1,2-dichloroethylene (ug/L)	1,1,1-Trichloroethane (ug/L)	Trichloroethene (TCE) (ug/L)	Tetrachloroethylene (PCE) (ug/L)	Vinyl chloride (ug/L)	Total (ug/L)
07/10/2001	A1648708	8021	ND	ND	0.72 J	ND	1.1 J	0.64 J	21	4.3	43	ND	ND	70.76
07/16/2002	A2722907	8021	ND	ND	ND	ND	2.6	ND	14	4.3	56	ND	ND	76.9
04/25/2003	A3389601	8021	ND	ND	ND	ND	1.5 J	ND	10	3.6	52	ND	ND	67.1
07/18/2003	A3689004	8021	ND	ND	ND	ND	ND	ND	7.4	2.6	40	ND	ND	50
10/22/2003	A3A21906	8021	ND	ND	ND	ND	ND	ND	19	5.1	92	ND	ND	116.1
04/29/2004	A4402501	8021	ND	ND	ND	ND	ND	ND	10	3.8	59	ND	ND	72.8
07/16/2004	A4674302	8260	ND	ND	ND	ND	1.3 J	ND	4.6	2	36	ND	ND	43.9
07/16/2004	A4674302	8021	ND	ND	1.3	ND	3.8 E	1.9 E	7.6 E	3.7 E	45 E	ND	ND	63.3
10/15/2004	A4A20301	8021	ND	ND	ND	ND	1.3	0.51 J	12	4.1	39	ND	ND	56.91
04/19/2005	A5387402	8260	ND	ND	ND	ND	ND	0.49 J	6	3.5	40 E	ND	ND	49.99
04/19/2005	A5387402DL	8260	ND	ND	ND	ND	ND	ND	5.7 D	3.3 D	40 D	ND	ND	49
07/20/2005	A5762302	8260/5ML	ND	ND	0.7 J	ND	ND	0.75 J	9.1	4.8	45	ND	ND	60.35
10/24/2005	A5B97303	8260	ND	ND	0.67 J	ND	ND	0.63 J	11	4.6	55 B	ND	ND	71.9
04/19/2006	6D20002-02	8260	ND	ND	ND	ND	ND	ND	5	3	30	ND	ND	38
07/18/2006	6G19003-01	8260	ND	ND	ND	ND	4 B	ND	13	6	42	ND	ND	65
10/11/2006	6J12003-07RE1	8260	ND	ND	ND	ND	ND	ND	9	5	53	ND	ND	67
04/18/2007	7D19009-02	8260	ND	ND	ND	ND	ND	ND	4	3	27	ND	ND	34
07/10/2007	7G11015-04	8260	ND	ND	ND	ND	ND	ND	6	4	36	ND	ND	46
10/09/2007	7J10006-11	8260	ND	ND	ND	ND	ND	1	15	5	51	ND	ND	72
04/09/2008	8D10002-01	8260	ND	ND	ND	ND	3	ND	7	3	58	ND	ND	71
07/24/2008	5424625	8260	ND	ND	ND	ND	ND	0.81 J	8.4	4.2 J	43	ND	ND	56.41
10/20/2008	5504259	8260	ND	ND	ND	ND	ND	0.98 J	12	5.1	61	ND	ND	79.08
04/20/2009	5651166	8260	ND	ND	ND	ND	ND	ND	5	3 J	35	ND	ND	43
07/07/2009	5718465	8260	ND	ND	ND	ND	ND	ND	5.5	2.9 J	35	ND	ND	43.4
10/06/2009	5799010	8260	ND	ND	ND	ND	ND	ND	6.5	3.6 J	46	ND	ND	56.1
04/14/2010	5954139	8260	ND	ND	ND	ND	ND	ND	3.9 J	2.4 J	31	ND	ND	37.3
07/12/2010	6030558	8260	ND	ND	ND	ND	ND	ND	5.1	2.8 J	30	ND	ND	37.9
10/18/2010	6115530	8260	ND	ND	ND	ND	ND	1.3 J	16	4.8 J	66	ND	ND	88.1
04/21/2011	6266005	8260	ND	ND	ND	ND	ND	ND	3.3 J	1.6 J	27	ND	ND	31.9
07/20/2011	6352277	8260	ND	ND	ND	ND	ND	ND	4.1 J	2.5 J	32	ND	ND	38.6
10/10/2011	6433666	8260	ND	ND	ND	ND	ND	ND	8.3	3.3 J	46	ND	ND	57.6
04/05/2012	6608275	8260	ND	ND	ND	ND	ND	ND	2.4 J	1.3 J	32	ND	ND	35.7
07/11/2012	6717352	8260	ND	ND	ND	ND	ND	ND	5.4	3.2 J	32	ND	ND	40.6
10/04/2012	6814364	8260	ND	ND	ND	ND	ND	0.86 J	9.4	4.0 J	44	ND	ND	58.26
04/02/2013	7007576	8260	ND	ND	ND	ND	ND	ND	3.1 J	2.3 J	27	ND	ND	32.4
07/02/2013	7117035	8260	ND	ND	ND	ND	ND	ND	3.2 J	2.1 J	28	ND	ND	33.3
11/14/2013	7278188	8260	ND	ND	ND	ND	ND	ND	ND	1.7 J	22	ND	ND	23.7

ND - Not detected, indicates parameter was analyzed for, but not detected at or above the reporting limit.

To address the NYSDEC concerns regarding the presentation and plotting of nondetected values, the data for 2001 to 2004 has been reevaluated and interpreted as follows:

- 1) Nondetected concentrations have been represented as ND for reporting purposes.
- 2) Total VOCs have been recalculated and represented as the sum of the detected parameters shown on this table.
- 3) The method change to 8260 was approved by the NYSDEC and changed in January 2005.

FORMER CARBORUNDUM FACILITY

WHEATFIELD, NEW YORK

Well Id: B-10M

Date	Lab Sample Id	Method	Carbon tetrachloride (ug/L)	Chloroform (ug/L)	1,1- Dichloro- ethane (ug/L)	1,1- Dichloro ethene (ug/L)	Methylene chloride (ug/L)	Trans-1,2- dichloro- ethene (ug/L)	Cis-1,2- dichloro- ethylene (ug/L)	1,1,1- Trichloro- ethane (ug/L)	Trichloro- ethene (TCE) (ug/L)	Tetrachloro- ethylene (PCE) (ug/L)	Vinyl chloride (ug/L)	Total (ug/L)
04/22/2014	7439163	8260	ND	ND	ND	ND	ND	ND	1.9	1.8	19	ND	ND	22.7
07/09/2014	7527878	8260	ND	ND	ND	ND	ND	ND	1.7	1.8	20	ND	ND	23.5
10/03/2014	7625300	8260	ND	ND	ND	ND	ND	ND	1.6	1.5	19	ND	ND	22.1

ND - Not detected, indicates parameter was analyzed for, but not detected at or above the reporting limit.

To address the NYSDEC concerns regarding the presentation and plotting of nondetected values, the data for 2001 to 2004 has been reevaluated and interpreted as follows:

- 1) Nondetected concentrations have been represented as ND for reporting purposes.
- 2) Total VOCs have been recalculated and represented as the sum of the detected parameters shown on this table.
- 3) The method change to 8260 was approved by the NYSDEC and changed in January 2005.

FORMER CARBORUNDUM FACILITY

WHEATFIELD, NEW YORK

Well Id: B-11M

Date	Lab Sample Id	Method	Carbon tetrachloride (ug/L)	Chloroform (ug/L)	1,1-Dichloro-ethane (ug/L)	1,1-Dichloro-ethene (ug/L)	Methylene chloride (ug/L)	Trans-1,2-dichloro-ethene (ug/L)	Cis-1,2-dichloro-ethylene (ug/L)	1,1,1-Trichloro-ethane (ug/L)	Trichloro-ethene (TCE) (ug/L)	Tetrachloro-ethylene (PCE) (ug/L)	Vinyl chloride (ug/L)	Total (ug/L)
07/10/2001	A1648706	8021	ND	ND	ND	ND	12	ND	21	ND	270	ND	ND	303
07/16/2002	A2722909	8021	ND	ND	ND	ND	ND	ND	230	ND	1500	ND	ND	1730
07/10/2003	A3654302	8021	ND	ND	ND	ND	ND	ND	160	ND	990	ND	ND	1150
07/07/2004	A4636802	8021	ND	ND	ND	ND	ND	ND	200	ND	1600	35	ND	1835
07/14/2005	A5740602	8260/5ML	ND	ND	ND	1.4	ND	2.7	340 E	ND	710 E	87	1.3 J	1142.4
07/14/2005	A5740602DL	8260/5ML	ND	ND	ND	ND	ND	ND	310 D	ND	2000 D	57 D	ND	2367
07/14/2006	6G14010-04	8260	ND	ND	ND	ND	ND	ND	189	ND	1090	30	ND	1309
07/16/2007	7G17015-08	8260	ND	ND	ND	ND	ND	ND	155	ND	1150	67	ND	1372
07/24/2008	5424624	8260	ND	ND	ND	ND	ND	0.87 J	170	ND	700	21	ND	891.87
07/07/2009	5718478	8260	ND	ND	ND	ND	ND	1.8 J	76	ND	470	21	ND	568.8
07/12/2010	6030557	8260	ND	ND	ND	ND	ND	1.5 J	83	ND	500	26	ND	610.5
07/18/2011	6348762	8260	ND	ND	ND	ND	ND	2.1 J	60	ND	370	20	ND	452.1
07/10/2012	6716079	8260	ND	ND	ND	ND	ND	1.4 J	27	ND	270	15	ND	313.4
07/02/2013	7117036	8260	ND	ND	ND	ND	ND	ND	4.3 J	ND	81	4.4 J	ND	89.7
07/09/2014	7527874	8260	ND	21	ND	ND	ND	ND	ND	ND	2.3	ND	ND	23.3

ND - Not detected, indicates parameter was analyzed for, but not detected at or above the reporting limit.

To address the NYSDEC concerns regarding the presentation and plotting of nondetected values, the data for 2001 to 2004 has been reevaluated and interpreted as follows:

- 1) Nondetected concentrations have been represented as ND for reporting purposes.
- 2) Total VOCs have been recalculated and represented as the sum of the detected parameters shown on this table.
- 3) The method change to 8260 was approved by the NYSDEC and changed in January 2005.

FORMER CARBORUNDUM FACILITY

WHEATFIELD, NEW YORK

Well Id: B-12M

Date	Lab Sample Id	Method	Carbon tetrachloride (ug/L)	Chloroform (ug/L)	1,1-Dichloroethane (ug/L)	1,1-Dichloroethene (ug/L)	Methylene chloride (ug/L)	Trans-1,2-dichloroethene (ug/L)	Cis-1,2-dichloroethylene (ug/L)	1,1,1-Trichloroethane (ug/L)	Trichloroethene (TCE) (ug/L)	Tetrachloroethylene (PCE) (ug/L)	Vinyl chloride (ug/L)	Total (ug/L)
07/18/2002	A2732704	8021	ND	ND	1	ND	ND	ND	30	1.4	74	ND	ND	106.4
07/02/2003	A3639710	8021	ND	ND	8.3	1.8	ND	3.8	87 D	26	82	ND	ND	208.9
06/29/2004	A4614512	8021	ND	ND	4	ND	ND	2.7	71	8.3	240	ND	ND	326
07/08/2005	A5715203	8260/5ML	ND	ND	0.56 J	ND	ND	ND	7.3	1.1	30	ND	ND	38.96
07/18/2006	6G19003-15	8260	ND	ND	9	3	5 B	4	164	8	581 D	ND	6	780
07/09/2007	7G10002-04RE1	8260	ND	ND	1	ND	ND	ND	20	2	77	ND	ND	100
07/16/2008	5417452	8260	ND	ND	69	13	ND	7.8 J	560	110	1600	ND	17	2376.8
07/13/2009	5722292	8260	ND	ND	37	4.3 J	ND	7.1 J	290	78	660	ND	ND	1076.4
07/12/2010	6030550	8260	ND	ND	34	8.5 J	ND	6.4 J	370	64	1700	ND	2.1 J	2185
07/13/2011	6343978	8260	ND	ND	8.9 J	2.7 J	ND	3.2 J	120	14	650	ND	ND	798.8
07/16/2012	6722027	8260	ND	ND	29	7.8	ND	8.6	280	35	1700	ND	ND	2060.4
07/09/2013	7122571	8260	ND	ND	4.7 J	1.8 J	ND	2.1 J	80	8.8	490	ND	ND	587.4
07/08/2014	7526296	8260	ND	ND	2.4	1.1	ND	1.5	53	2.7	320	ND	ND	380.7

ND - Not detected, indicates parameter was analyzed for, but not detected at or above the reporting limit.

To address the NYSDEC concerns regarding the presentation and plotting of nondetected values, the data for 2001 to 2004 has been reevaluated and interpreted as follows:

- 1) Nondetected concentrations have been represented as ND for reporting purposes.
- 2) Total VOCs have been recalculated and represented as the sum of the detected parameters shown on this table.
- 3) The method change to 8260 was approved by the NYSDEC and changed in January 2005.

FORMER CARBORUNDUM FACILITY

WHEATFIELD, NEW YORK

Well Id: B-13M

Date	Lab Sample Id	Method	Carbon tetrachloride (ug/L)	Chloroform (ug/L)	1,1-Dichloro-ethane (ug/L)	1,1-Dichloro-ethene (ug/L)	Methylene chloride (ug/L)	Trans-1,2-dichloro-ethene (ug/L)	Cis-1,2-dichloro-ethylene (ug/L)	1,1,1-Trichloro-ethane (ug/L)	Trichloro-ethene (TCE) (ug/L)	Tetrachloro-ethylene (PCE) (ug/L)	Vinyl chloride (ug/L)	Total (ug/L)
04/19/2001	A1361310	624	ND	ND	ND	ND	ND	2.6	67	ND	12	ND	ND	81.6
07/12/2001	A1663807	8021	ND	7.6	ND	ND	5.5	14	720	ND	120	ND	ND	867.1
07/16/2002	A2722911	8021	ND	ND	ND	ND	14	18	1000	ND	140	ND	ND	1172
04/22/2003	A3376301	8021	ND	ND	ND	ND	22	14	1400	ND	1400	ND	82	2918
07/18/2003	A3689003	8021	ND	ND	10	ND	ND	12	1300	ND	470	ND	48	1840
10/22/2003	A3A21905	8021	ND	ND	12	ND	ND	10	1600	ND	310	ND	71	2003
04/27/2004	A4387501	8021	ND	ND	ND	ND	ND	16	1100	ND	89	ND	34	1239
07/13/2004	A4663801	8021	ND	42	16	19	30	27	950	ND	200	ND	40	1324
10/13/2004	A4A09403	8021	ND	ND	18	5.8	1.5 B	14	760 D	2.4	250 D	ND	21	1072.7
04/19/2005	A5387404	8260	ND	ND	21	6.9	ND	10	1100 E	2.6	450 E	ND	22	1612.5
04/19/2005	A5387404DL	8260	ND	ND	ND	ND	ND	ND	1100 D	ND	440 D	ND	ND	1540
07/21/2005	A5768401	8260/5ML	ND	ND	8.5	8.4	ND	24	1100 E	ND	300	ND	9	1449.9
07/21/2005	A5768401DL	8260/5ML	ND	ND	ND	ND	ND	12 D	640 D	ND	110 D	ND	38 D	800
10/20/2005	A5B92004	8260	ND	ND	6.7	ND	6.5 B	20	1000 E	ND	210	ND	13	1256.2
10/20/2005	A5B92004DL	8260	ND	ND	ND	ND	ND	12 D	640 D	ND	140 BD	ND	22 D	814
01/24/2006	A6089113	8260	ND	ND	2.8	ND	4.2	2.3	230	ND	81	ND	4.7	325
04/18/2006	6D19002-03	8260	ND	ND	3	1	ND	5	321 D	ND	137	ND	5	472
07/14/2006	6G14010-05	8260	ND	ND	7	5	9	20	838 D	ND	202	ND	59	1140
10/11/2006	6J12003-01	8260	ND	ND	3	2	ND	8	368 D	ND	73	ND	19	473
01/10/2007	7A11003-05	8260	ND	ND	2	ND	ND	2	225 D	ND	84	ND	7	320
04/12/2007	7D13007-01	8260	ND	ND	1	ND	ND	3	152	ND	63	ND	8	227
07/12/2007	7G13019-08	8260	ND	ND	3	2	ND	10	437 D	ND	127	ND	25	604
10/09/2007	7J10006-02	8260	ND	ND	ND	ND	ND	9	413	ND	122	ND	27	571
01/08/2008	8A09005-01	8260	ND	ND	ND	ND	ND	ND	241	ND	59	ND	ND	300
04/10/2008	8D11008-03	8260	ND	ND	7	ND	12	6	536	ND	456	ND	18	1035
07/24/2008	5424627	8260	ND	ND	4.4 J	4.2 J	ND	14	660	ND	210	ND	33	925.6
10/15/2008	5499970	8260	ND	ND	3.7 J	2.6 J	ND	12	470	ND	180	ND	6.1	674.4
01/14/2009	5577590	8260	ND	ND	4.9 J	2.1 J	ND	3.6 J	260	3.4 J	270	ND	3.4 J	547.4
04/14/2009	5646770	8260	ND	ND	5.2	3.1 J	ND	7	460	3.2 J	460	ND	17	955.5
07/09/2009	5720678	8260	ND	ND	4.7 J	3.7 J	ND	14	640	0.92 J	230	ND	39	932.32
10/05/2009	5797965	8260	ND	ND	4.5 J	3 J	ND	9.7	520	ND	180	ND	33	750.2
01/25/2010	5892345	8260	ND	ND	ND	ND	ND	ND	59	ND	71	ND	1.6 J	131.6
04/13/2010	5953086	8260	ND	ND	4.2 J	2.6 J	ND	5.8	360	2.3 J	340	ND	19	733.9
07/14/2010	6032692	8260	ND	ND	3.3 J	2 J	ND	8	430	ND	140	ND	24	607.3
10/14/2010	6113372	8260	ND	ND	6	4.7 J	ND	18	740	1.2 J	240	ND	13	1022.9
01/25/2011	6191897	8260	ND	ND	3.4 J	0.8 J	ND	2.7 J	200	ND	68	ND	4.5 J	279.4
04/18/2011	6261651	8260	ND	ND	22	4.7 J	ND	4.8 J	500	3 J	490	ND	15	1039.5

ND - Not detected, indicates parameter was analyzed for, but not detected at or above the reporting limit.

To address the NYSDEC concerns regarding the presentation and plotting of nondetected values, the data for 2001 to 2004 has been reevaluated and interpreted as follows:

- 1) Nondetected concentrations have been represented as ND for reporting purposes.
- 2) Total VOCs have been recalculated and represented as the sum of the detected parameters shown on this table.
- 3) The method change to 8260 was approved by the NYSDEC and changed in January 2005.

FORMER CARBORUNDUM FACILITY

WHEATFIELD, NEW YORK

Well Id: B-13M

Date	Lab Sample Id	Method	Carbon tetrachloride (ug/L)	Chloroform (ug/L)	1,1-Dichloro-ethane (ug/L)	1,1-Dichloro-ethene (ug/L)	Methylene chloride (ug/L)	Trans-1,2-dichloro-ethene (ug/L)	Cis-1,2-dichloro-ethylene (ug/L)	1,1,1-Trichloro-ethane (ug/L)	Trichloro-ethene (TCE) (ug/L)	Tetrachloro-ethylene (PCE) (ug/L)	Vinyl chloride (ug/L)	Total (ug/L)
07/12/2011	6342652	8260	ND	ND	12	3.9 J	ND	7.4	450	1.5 J	380	ND	16	870.8
10/11/2011	6434702	8260	ND	ND	8.8 J	5.2 J	ND	15	770	ND	350	ND	8.6 J	1157.6
01/25/2012	6532442	8260	ND	ND	47	10	ND	9.6	780	5.2	870	0.91 J	24	1746.71
04/10/2012	6612005	8260	ND	ND	2.0 J	1.6 J	ND	4.3 J	440	ND	6.0	ND	140	593.9
07/18/2012	6726437	8260	ND	ND	7.3	4.3 J	ND	14	630	0.96 J	260	ND	27	943.56
10/02/2012	6810732	8260	ND	ND	7.5	4.3 J	ND	16	770	ND	240	ND	9.9	1047.7
01/22/2013	6931415	8260	ND	ND	30	4.4 J	ND	4.8 J	420	5.5	420	ND	15	899.7
04/03/2013	7010220	8260	ND	ND	21	3.6 J	ND	4.6 J	370	4.0 J	380	ND	32	815.2
07/08/2013	7120723	8260	ND	ND	26	5.2	ND	4.2 J	460	4.2 J	610	1.5 J	17	1128.1
11/13/2013	7276545	8260	ND	ND	4.9 J	1.0 J	ND	1.2 J	160	1.1 J	190	ND	6.8	365
01/16/2014	7340024	8260	ND	ND	1.9 J	ND	ND	ND	96	ND	120	ND	2.7 J	220.6
04/23/2014	7440680	8260	ND	ND	12	4.5	ND	5.8	510	2.9	650	1.4	20	1206.6
07/08/2014	7526286	8260	ND	ND	1.5	0.62 J	ND	1.6	96	ND	90	ND	3.4	193.12
10/03/2014	7625308	8260	ND	ND	0.98 J	ND	ND	1.2	91	ND	44	ND	1.3	138.48

ND - Not detected, indicates parameter was analyzed for, but not detected at or above the reporting limit.

To address the NYSDEC concerns regarding the presentation and plotting of nondetected values, the data for 2001 to 2004 has been reevaluated and interpreted as follows:

- 1) Nondetected concentrations have been represented as ND for reporting purposes.
- 2) Total VOCs have been recalculated and represented as the sum of the detected parameters shown on this table.
- 3) The method change to 8260 was approved by the NYSDEC and changed in January 2005.

FORMER CARBORUNDUM FACILITY

WHEATFIELD, NEW YORK

Well Id: B-14M

Date	Lab Sample Id	Method	Carbon tetrachloride (ug/L)	Chloroform (ug/L)	1,1-Dichloroethane (ug/L)	1,1-Dichloroethene (ug/L)	Methylene chloride (ug/L)	Trans-1,2-dichloroethene (ug/L)	Cis-1,2-dichloroethylene (ug/L)	1,1,1-Trichloroethane (ug/L)	Trichloroethene (TCE) (ug/L)	Tetrachloroethylene (PCE) (ug/L)	Vinyl chloride (ug/L)	Total (ug/L)
07/17/2002	A2732701	8021	ND	ND	ND	ND	ND	ND	160	ND	730	ND	ND	890
07/02/2003	A3639711	8021	ND	ND	ND	ND	ND	0.83 J	39	ND	260 D	ND	ND	299.83
06/29/2004	A4614507	8021	ND	ND	ND	ND	12	ND	9.1	ND	120	ND	ND	141.1
06/29/2004	A4614507RE	8021	ND	ND	ND	ND	13	ND	10	ND	130	ND	ND	153
07/08/2005	A5715204	8260/5ML	ND	ND	ND	ND	ND	1.8	96	ND	560 E	9	ND	666.8
07/08/2005	A5715204DL	8260/5ML	ND	ND	ND	ND	ND	ND	81 D	ND	500 D	6.7 D	ND	587.7
07/13/2006	6G14009-04	8260	ND	ND	ND	ND	ND	ND	306	ND	1500 D	9	17	1832
07/10/2007	7G11015-02RE1	8260	ND	ND	ND	ND	ND	ND	67	ND	541	11	ND	619
07/21/2008	5420898	8260	ND	ND	ND	ND	ND	1.1 J	130	ND	300	3.9 J	ND	435
07/18/2011	6348761	8260	ND	ND	ND	ND	ND	1.1 J	64	ND	360	4.3 J	ND	429.4
07/09/2013	7122569	8260	ND	ND	ND	ND	ND	ND	28	ND	54	ND	ND	82
07/09/2014	7527873	8260	ND	18	ND	ND	ND	ND	5.8	ND	51	ND	0.58 J	75.38

ND - Not detected, indicates parameter was analyzed for, but not detected at or above the reporting limit.

To address the NYSDEC concerns regarding the presentation and plotting of nondetected values, the data for 2001 to 2004 has been reevaluated and interpreted as follows:

- 1) Nondetected concentrations have been represented as ND for reporting purposes.
- 2) Total VOCs have been recalculated and represented as the sum of the detected parameters shown on this table.
- 3) The method change to 8260 was approved by the NYSDEC and changed in January 2005.

FORMER CARBORUNDUM FACILITY

WHEATFIELD, NEW YORK

Well Id: B-15M

Date	Lab Sample Id	Method	Carbon tetrachloride (ug/L)	Chloroform (ug/L)	1,1-Dichloro-ethane (ug/L)	1,1-Dichloro-ethene (ug/L)	Methylene chloride (ug/L)	Trans-1,2-dichloro-ethene (ug/L)	Cis-1,2-dichloro-ethylene (ug/L)	1,1,1-Trichloro-ethane (ug/L)	Trichloro-ethene (TCE) (ug/L)	Tetrachloro-ethylene (PCE) (ug/L)	Vinyl chloride (ug/L)	Total (ug/L)
07/12/2001	A1663802	8021	ND	ND	ND	ND	ND	ND	ND	ND	ND	ND	ND	ND
07/09/2002	A2695507	8021	ND	ND	ND	ND	ND	ND	ND	ND	ND	ND	ND	ND
08/05/2002	A2793603	8021	ND	ND	ND	ND	ND	ND	ND	ND	1.4	ND	ND	1.4
07/15/2003	A3670606	8021	ND	ND	ND	ND	ND	ND	ND	ND	ND	ND	ND	ND
07/15/2004	A4674101	8260	ND	ND	ND	ND	ND	ND	ND	ND	ND	ND	ND	ND
07/15/2004	A4674101	8021	ND	ND	ND	ND	ND	ND	ND	ND	ND	ND	ND	ND
07/20/2005	A5762203	8260/5ML	ND	ND	ND	ND	ND	ND	ND	ND	ND	ND	ND	ND
07/19/2006	6G20004-12	8260	ND	ND	ND	ND	ND	ND	ND	ND	ND	ND	ND	ND
07/17/2007	7G18027-08	8260	ND	ND	ND	ND	ND	ND	ND	ND	ND	ND	ND	ND
07/21/2008	5420897	8260	ND	ND	ND	ND	ND	ND	ND	ND	ND	ND	ND	ND
07/08/2009	5719628	8260	ND	ND	ND	ND	ND	ND	ND	ND	ND	ND	ND	ND
07/19/2010	6036144	8260	ND	ND	ND	ND	ND	ND	ND	ND	ND	ND	ND	ND
07/12/2011	6342642	8260	ND	ND	ND	ND	ND	ND	ND	ND	ND	ND	ND	ND
07/11/2012	6717356	8260	ND	ND	ND	ND	ND	ND	ND	ND	ND	ND	ND	ND
07/10/2013	7123810	8260	ND	ND	ND	ND	ND	ND	ND	ND	ND	ND	ND	ND
07/15/2014	7534310	8260	ND	ND	ND	ND	ND	ND	ND	ND	ND	ND	ND	ND

ND - Not detected, indicates parameter was analyzed for, but not detected at or above the reporting limit.

To address the NYSDEC concerns regarding the presentation and plotting of nondetected values, the data for 2001 to 2004 has been reevaluated and interpreted as follows:

- 1) Nondetected concentrations have been represented as ND for reporting purposes.
- 2) Total VOCs have been recalculated and represented as the sum of the detected parameters shown on this table.
- 3) The method change to 8260 was approved by the NYSDEC and changed in January 2005.

FORMER CARBORUNDUM FACILITY

WHEATFIELD, NEW YORK

Well Id: B-16M

Date	Lab Sample Id	Method	Carbon tetrachloride (ug/L)	Chloroform (ug/L)	1,1-Dichloro-ethane (ug/L)	1,1-Dichloro-ethene (ug/L)	Methylene chloride (ug/L)	Trans-1,2-dichloro-ethene (ug/L)	Cis-1,2-dichloro-ethylene (ug/L)	1,1,1-Trichloro-ethane (ug/L)	Trichloro-ethene (TCE) (ug/L)	Tetrachloro-ethylene (PCE) (ug/L)	Vinyl chloride (ug/L)	Total (ug/L)
07/17/2002	A2732702	8021	ND	ND	ND	ND	ND	ND	ND	ND	2.3	ND	ND	2.3
07/02/2003	A3639712	8021	ND	ND	ND	ND	ND	ND	ND	ND	4.7	ND	ND	4.7
07/02/2003	A3639712RE	8021	ND	ND	ND	ND	ND	ND	ND	ND	ND	ND	ND	ND
06/29/2004	A4614510	8021	ND	ND	ND	ND	ND	ND	ND	ND	ND	ND	ND	ND
07/08/2005	A5715205	8260/5ML	ND	ND	ND	ND	ND	ND	ND	ND	0.77 J	ND	ND	0.77
07/13/2006	6G14009-03	8260	ND	ND	ND	ND	ND	ND	ND	ND	ND	ND	ND	ND
07/18/2007	7G19011-07	8260	ND	ND	ND	ND	ND	ND	ND	ND	ND	ND	ND	ND
07/17/2008	5418429	8260	ND	ND	ND	ND	ND	ND	ND	ND	ND	ND	ND	ND
07/08/2009	5719617	8260	ND	ND	ND	ND	ND	ND	ND	ND	ND	ND	ND	ND
07/12/2010	6030553	8260	ND	ND	ND	ND	ND	ND	ND	ND	ND	ND	ND	ND
07/25/2011	6355558	8260	ND	ND	ND	ND	ND	ND	1.1 J	ND	ND	ND	ND	1.1
07/10/2012	6716069	8260	ND	ND	ND	ND	ND	ND	1.2 J	ND	ND	ND	ND	1.2
07/09/2013	7122570	8260	ND	ND	ND	ND	ND	ND	ND	ND	ND	ND	ND	ND
07/10/2014	7529504	8260	ND	ND	ND	ND	ND	ND	ND	ND	ND	ND	ND	ND

ND - Not detected, indicates parameter was analyzed for, but not detected at or above the reporting limit.

To address the NYSDEC concerns regarding the presentation and plotting of nondetected values, the data for 2001 to 2004 has been reevaluated and interpreted as follows:

- 1) Nondetected concentrations have been represented as ND for reporting purposes.
- 2) Total VOCs have been recalculated and represented as the sum of the detected parameters shown on this table.
- 3) The method change to 8260 was approved by the NYSDEC and changed in January 2005.

FORMER CARBORUNDUM FACILITY

WHEATFIELD, NEW YORK

Well Id: B-17M

Date	Lab Sample Id	Method	Carbon tetrachloride (ug/L)	Chloroform (ug/L)	1,1-Dichloro-ethane (ug/L)	1,1-Dichloro-ethene (ug/L)	Methylene chloride (ug/L)	Trans-1,2-dichloro-ethene (ug/L)	Cis-1,2-dichloro-ethylene (ug/L)	1,1,1-Trichloro-ethane (ug/L)	Trichloro-ethene (TCE) (ug/L)	Tetrachloro-ethylene (PCE) (ug/L)	Vinyl chloride (ug/L)	Total (ug/L)
01/13/2001	A1041308	8021	ND	ND	ND	ND	ND	ND	3100	ND	8000	ND	ND	11100
04/20/2001	A1366401	624	ND	ND	100 E	9.7	ND	30	1500 D	9.4	5300 D	3.6	6.1	6958.8
07/11/2001	A1648713	8021	ND	ND	ND	ND	180	ND	3700	ND	8400	ND	ND	12280
10/16/2001	A1A17410	8021	ND	ND	ND	ND	1000	ND	2600	ND	29000	ND	ND	32600
01/25/2002	A2081503	8021	ND	140	ND	ND	140	ND	4500	ND	2800	ND	91	7671
04/22/2002	A2391101	8021	ND	ND	ND	ND	76	ND	12000	ND	4300	ND	2100	18476
07/17/2002	A2732601	8021	ND	ND	ND	ND	160	ND	8600	ND	5500	ND	1800	16060
10/15/2002	A2A23603	8021	ND	ND	ND	ND	1000	ND	49000	ND	17000	ND	4300	71300
01/24/2003	A3075207	8021	ND	ND	ND	ND	190	ND	12000	ND	7100	ND	2600	21890
04/23/2003	A3376304	8021	ND	ND	ND	ND	ND	ND	12000	ND	4400	ND	1400	17800
07/22/2003	A3699406	8021	ND	ND	ND	ND	ND	ND	13000	ND	3800	ND	1100	17900
10/22/2003	A3A28302	8021	ND	ND	ND	ND	170	ND	20000	ND	2500	ND	2600	25270
01/21/2004	A4053403	8021	ND	ND	ND	ND	ND	ND	7800	ND	5600	ND	620	14020
04/28/2004	A4387504	8021	ND	ND	ND	ND	ND	ND	8100	ND	5300	ND	700	14100
07/09/2004	A4647102	8021	ND	ND	120	220	ND	ND	14000	ND	3500	ND	1600	19440
10/08/2004	A4994203	8021	ND	ND	ND	ND	ND	ND	7700	ND	3300	ND	640	11640
01/18/2005	A5051102	8260	ND	ND	100	52	ND	ND	9600	ND	7800	ND	1300	18852
04/19/2005	A5387401	8260	ND	ND	ND	ND	ND	ND	13000 E	ND	6900	ND	1300	21200
04/19/2005	A5387401DL	8260	ND	ND	ND	ND	ND	ND	12000 D	ND	6700 D	ND	1200 D	19900
07/21/2005	A5768404	8260/5ML	ND	ND	110	ND	ND	130	15000	ND	8600	ND	1500	25340
10/21/2005	A5B92803	8260	ND	ND	69	43	ND	60	3300 E	120 E	2900 E	0.98 J	850 E	7342.98
10/21/2005	A5B92803DL	8260	ND	ND	ND	ND	ND	ND	9500 D	140 D	8900 D	ND	1000 D	19540
01/26/2006	A6102401	8260	ND	ND	67	ND	ND	ND	4300	ND	8400	ND	470	13237
04/19/2006	6D20002-04RE1	8260	ND	ND	48	39	ND	60	9570 D	ND	7730 D	ND	1210	18657
07/18/2006	6G19003-05	8260	ND	ND	72	40	212 B	61	8250 D	34	8170 D	ND	1320	18159
10/09/2006	6J10002-09	8260	ND	ND	66	28	129	36	6730 D	175	12000 D	ND	798	19962
01/09/2007	7A10006-08	8260	ND	ND	ND	ND	227	ND	5190	ND	12800 D	ND	372	18589
04/12/2007	7D13007-03	8260	ND	ND	ND	ND	ND	ND	3100	ND	3100	ND	475	6675
07/16/2007	7G17015-01	8260	ND	ND	ND	ND	ND	ND	8490	ND	2940	ND	1510	12940
10/09/2007	7J10006-08	8260	ND	ND	ND	ND	277	ND	12300	ND	3150	ND	2540	18267
01/07/2008	8A08003-10	8260	ND	ND	129	ND	350	ND	4910	ND	3070	ND	718	9177
04/09/2008	8D10002-02	8260	ND	ND	184	ND	468	ND	5820	70	2530	ND	1020	10092
07/25/2008	5426027	8260	ND	ND	71	44 J	ND	45 J	8000	11 J	3800	ND	1300	13271
10/14/2008	5498684	8260	ND	ND	100	50 J	ND	52	11000	10 J	3900	ND	1500	16612
01/14/2009	5577592	8260	ND	ND	180	39	ND	34	5900	49	2800	5.8 J	910	9917.8
04/15/2009	5647720	8260	ND	ND	210	49 J	ND	35 J	6600	75	3900	9.4 J	750	11628.4
07/07/2009	5718470	8260	ND	ND	120	50	ND	62	14000	20 J	3700	ND	2200	20152

ND - Not detected, indicates parameter was analyzed for, but not detected at or above the reporting limit.

To address the NYSDEC concerns regarding the presentation and plotting of nondetected values, the data for 2001 to 2004 has been reevaluated and interpreted as follows:

- 1) Nondetected concentrations have been represented as ND for reporting purposes.
- 2) Total VOCs have been recalculated and represented as the sum of the detected parameters shown on this table.
- 3) The method change to 8260 was approved by the NYSDEC and changed in January 2005.

FORMER CARBORUNDUM FACILITY

WHEATFIELD, NEW YORK

Well Id: B-17M

Date	Lab Sample Id	Method	Carbon tetrachloride (ug/L)	Chloroform (ug/L)	1,1-Dichloroethane (ug/L)	1,1-Dichloroethene (ug/L)	Methylene chloride (ug/L)	Trans-1,2-dichloroethene (ug/L)	Cis-1,2-dichloroethylene (ug/L)	1,1,1-Trichloroethane (ug/L)	Trichloroethene (TCE) (ug/L)	Tetrachloroethylene (PCE) (ug/L)	Vinyl chloride (ug/L)	Total (ug/L)
10/07/2009	5800387	8260	ND	ND	84	52	ND	44	7500	12	4900	2.3 J	960	13554.3
01/20/2010	5888921	8260	ND	ND	220	39 J	ND	32 J	6300	67	3000	ND	620	10278
04/12/2010	5951990	8260	ND	ND	260	65	ND	39 J	7400	93	7900	14 J	820	16591
07/14/2010	6032688	8260	ND	ND	110	46 J	ND	53	14000	14 J	4300	ND	1700	20223
10/14/2010	6113376	8260	ND	ND	35 J	26 J	ND	27 J	8600	ND	4500	ND	940	14128
01/25/2011	6191890	8260	ND	ND	90	35 J	ND	42 J	7400	15 J	6100	ND	720	14402
04/19/2011	6263087	8260	ND	ND	36	29	ND	54	14000	21 J	5300	ND	1400	20840
07/13/2011	6343974	8260	ND	ND	150	47 J	ND	47 J	11000	32 J	6600	ND	1200	19076
10/12/2011	6435901	8260	ND	ND	52	32 J	ND	36 J	8500	ND	6800	ND	890	16310
01/16/2012	6523837	8260	ND	ND	130	40 J	ND	35 J	7200	21 J	6100	ND	790	14316
04/09/2012	6610602	8260	ND	ND	45 J	35 J	ND	48 J	8900	ND	7800	ND	1200	18028
07/18/2012	6726431	8260	ND	ND	170	67	ND	69	15000	20 J	6300	ND	2200	23826
10/02/2012	6810730	8260	ND	ND	95	49 J	ND	46 J	12000	9.1 J	4600	ND	1600	18399.1
01/23/2013	6932578	8260	ND	ND	66	42 J	ND	40 J	8000	15 J	6500	ND	960	15623
04/04/2013	7011179	8260	ND	ND	54	36	ND	41	9900	7.9 J	7900	ND	1200	19138.9
07/08/2013	7120732	8260	ND	ND	76	47	ND	51	10000	14	5200	4.1 J	1200	16592.1
11/12/2013	7275077	8260	ND	ND	75	47 J	ND	50 J	11000	15 J	6700	ND	1400	19287
01/16/2014	7340032	8260	ND	ND	110	34 J	ND	31 J	6200	22 J	4200	10 J	500	11107
04/16/2014	7433449	8260	ND	ND	77	39	ND	34	6300	17	8300	7.7 J	660	15434.7
07/11/2014	7531034	8260	ND	ND	83	40	ND	34	7700	20	4600	15	1200	13692
10/06/2014	7626653	8260	ND	ND	63	30	ND	26	5300	12	3100	11	1100	9642

ND - Not detected, indicates parameter was analyzed for, but not detected at or above the reporting limit.

To address the NYSDEC concerns regarding the presentation and plotting of nondetected values, the data for 2001 to 2004 has been reevaluated and interpreted as follows:

- 1) Nondetected concentrations have been represented as ND for reporting purposes.
- 2) Total VOCs have been recalculated and represented as the sum of the detected parameters shown on this table.
- 3) The method change to 8260 was approved by the NYSDEC and changed in January 2005.

FORMER CARBORUNDUM FACILITY

WHEATFIELD, NEW YORK

Well Id: B-18M

Date	Lab Sample Id	Method	Carbon tetrachloride (ug/L)	Chloroform (ug/L)	1,1-Dichloro-ethane (ug/L)	1,1-Dichloro-ethene (ug/L)	Methylene chloride (ug/L)	Trans-1,2-dichloro-ethene (ug/L)	Cis-1,2-dichloro-ethylene (ug/L)	1,1,1-Trichloro-ethane (ug/L)	Trichloro-ethene (TCE) (ug/L)	Tetrachloro-ethylene (PCE) (ug/L)	Vinyl chloride (ug/L)	Total (ug/L)
01/11/2001	A1035105	8021	ND	ND	2.2	ND	ND	1.2	12	1.6	ND	ND	13	30
04/19/2001	A1361313	624	ND	ND	0.38	ND	ND	ND	2.5	ND	0.24	ND	3.4	6.52
07/12/2001	A1663803	8021	ND	ND	1.9	ND	ND	0.51 J	12	0.47 J	0.56 J	ND	15	30.44
10/12/2001	A1A01001	8021	ND	ND	1	ND	ND	1	28	ND	0.71 J	ND	13	43.71
01/14/2002	A2039402	8021	ND	ND	0.73 J	ND	ND	2.4	61 D	ND	1.8	ND	17	82.93
04/08/2002	A2332602	8260	ND	ND	0.59 J	ND	ND	2.8	56	ND	1.7	ND	12	73.09
07/08/2002	A2695503	8021	ND	ND	ND	ND	ND	1.9	59	ND	ND	ND	22	82.9
10/02/2002	A2980603	8021	ND	ND	0.62 J	ND	ND	2.2	30	ND	0.82 J	ND	14	47.64
01/13/2003	A3038004	8021	ND	ND	0.62 J	ND	ND	1.4	18	ND	ND	ND	14	34.02
04/21/2003	A3370801	8021	ND	ND	0.44 J	ND	1.8 J	3.3	78	ND	4.9	ND	18	106.44
07/14/2003	A3670602	8021	ND	ND	ND	ND	ND	2.6	78	ND	ND	ND	12	92.6
10/15/2003	A3998705	8021	ND	ND	ND	ND	ND	ND	36	ND	ND	ND	19	55
01/07/2004	A4012302	8021	ND	ND	ND	ND	ND	5.7	120	ND	ND	ND	6.1	131.8
04/29/2004	A4402301	8021	ND	ND	ND	ND	ND	1.8	26	ND	ND	ND	16	43.8
07/14/2004	A4664201	8021	ND	ND	ND	ND	ND	2.4	13	ND	ND	ND	11	26.4
10/15/2004	A4A20701	8021	ND	ND	ND	ND	1.2	1.4	33	ND	ND	ND	9	44.6
01/12/2005	A5036402	8260	ND	ND	ND	ND	ND	2.9	45	ND	ND	ND	9	56.9
04/04/2005	A5307809	8260	ND	ND	ND	ND	ND	4.7	72	ND	ND	ND	11	87.7
07/15/2005	A5747001	8260	ND	ND	ND	ND	1.8 J	6.6	92 E	ND	ND	ND	32	132.4
07/15/2005	A5747001DL	8260	ND	ND	ND	ND	2.6 D	5.2 D	75 D	ND	ND	ND	26 D	108.8
07/14/2006	6G14010-03	8260	ND	ND	ND	ND	ND	2	23	ND	1	ND	9	35
07/05/2007	7G06018-01	8260	ND	ND	ND	ND	ND	1	27	ND	ND	ND	11	39
07/23/2008	5423260	8260	ND	ND	ND	ND	ND	1.1 J	26	ND	ND	ND	11	38.1
07/07/2009	5718468	8260	ND	ND	ND	ND	ND	ND	11	ND	ND	ND	5.5	16.5
07/15/2010	6033922	8260	ND	ND	ND	ND	ND	ND	6.5	ND	ND	ND	5.4	11.9
07/18/2011	6348765	8260	ND	ND	ND	ND	ND	ND	8.1	ND	ND	ND	4.6 J	12.7
07/16/2012	6722031	8260	ND	ND	ND	ND	ND	ND	7.0	ND	ND	ND	4.0 J	11
07/02/2013	7117032	8260	ND	ND	ND	ND	ND	ND	6.8	ND	29	ND	1.7 J	37.5
07/09/2014	7527877	8260	ND	ND	ND	ND	ND	1.7	40	ND	4.5	ND	14	60.2

ND - Not detected, indicates parameter was analyzed for, but not detected at or above the reporting limit.

To address the NYSDEC concerns regarding the presentation and plotting of nondetected values, the data for 2001 to 2004 has been reevaluated and interpreted as follows:

- 1) Nondetected concentrations have been represented as ND for reporting purposes.
- 2) Total VOCs have been recalculated and represented as the sum of the detected parameters shown on this table.
- 3) The method change to 8260 was approved by the NYSDEC and changed in January 2005.

FORMER CARBORUNDUM FACILITY

WHEATFIELD, NEW YORK

Well Id: B-19M

Date	Lab Sample Id	Method	Carbon tetrachloride (ug/L)	Chloroform (ug/L)	1,1-Dichloro-ethane (ug/L)	1,1-Dichloro-ethene (ug/L)	Methylene chloride (ug/L)	Trans-1,2-dichloro-ethene (ug/L)	Cis-1,2-dichloro-ethylene (ug/L)	1,1,1-Trichloro-ethane (ug/L)	Trichloro-ethene (TCE) (ug/L)	Tetrachloro-ethylene (PCE) (ug/L)	Vinyl chloride (ug/L)	Total (ug/L)
01/12/2001	A1035110	8021	ND	ND	1.4	ND	ND	ND	6.4	1.5	0.32 J	ND	1.4 J	11.02
04/19/2001	A1361309	624	ND	ND	ND	ND	ND	ND	1.3	ND	ND	ND	ND	1.3
07/12/2001	A1663806	8021	ND	ND	0.32 J	ND	ND	ND	5.5	0.27 J	0.95 J	ND	0.56 J	7.6
10/12/2001	A1A01005	8021	ND	ND	ND	ND	ND	ND	2.4	ND	0.25 J	ND	0.24 J	2.89
01/14/2002	A2039401	8021	ND	ND	0.25 J	ND	ND	ND	3.4	0.25 J	0.98 J	ND	1 J	5.88
04/08/2002	A2332601	8260	ND	ND	0.37 J	ND	ND	ND	3.4	0.22 J	0.37 J	0.24 J	0.35 J	4.95
07/08/2002	A2695501	8021	ND	ND	ND	ND	ND	ND	4.6	ND	ND	ND	ND	4.6
10/02/2002	A2980601	8021	ND	ND	0.32 J	ND	ND	ND	4.2	0.36 J	1.1 J	ND	0.43 J	6.41
01/13/2003	A3038002	8021	ND	ND	ND	ND	ND	ND	2.9	ND	1.4	ND	0.37 J	4.67
04/22/2003	A3376401	8021	ND	ND	0.31 J	ND	ND	ND	4.6	0.33 J	ND	ND	0.92 J	6.16
07/14/2003	A3670601	8021	ND	ND	0.24 J	ND	ND	ND	4.9	0.21 J	0.28 J	ND	0.51 J	6.14
10/15/2003	A3998704	8021	ND	ND	ND	ND	ND	ND	3.4	ND	ND	ND	ND	3.4
01/07/2004	A4012301	8021	ND	ND	ND	ND	ND	ND	2.4	ND	ND	ND	ND	2.4
04/27/2004	A4387401	8021	ND	ND	ND	ND	ND	ND	7.2	ND	ND	ND	ND	7.2
07/13/2004	A4664209	8021	ND	ND	ND	ND	ND	ND	5.4	ND	ND	ND	ND	5.4
10/13/2004	A4A09501	8021	ND	ND	ND	ND	ND	ND	11	0.57 J	ND	ND	1	12.57
01/12/2005	A5036401	8260	ND	ND	ND	ND	ND	ND	3.7	ND	0.41 J	ND	0.98 J	5.09
04/04/2005	A5307808	8260	ND	ND	ND	ND	ND	ND	3.7	ND	0.32 BJ	ND	0.75 J	4.77
07/21/2005	A5768301	8260/5ML	ND	ND	ND	ND	ND	ND	6.3	ND	ND	ND	1 J	7.3
10/20/2005	A5B91902	8260	ND	ND	ND	ND	ND	ND	4	ND	0.51 J	ND	0.92 J	5.43
01/24/2006	A6089112	8260	ND	ND	ND	ND	ND	ND	4.2	ND	0.56 J	ND	1.3 J	6.06
04/18/2006	6D19002-04	8260	ND	ND	ND	ND	2	ND	3	ND	ND	ND	ND	5
07/14/2006	6G14010-06	8260	ND	ND	ND	ND	8	ND	3	ND	ND	ND	ND	11
10/11/2006	6J12003-08	8260	ND	ND	ND	ND	ND	ND	5	ND	1	ND	ND	6
01/08/2007	7A09003-05	8260	ND	ND	ND	ND	ND	ND	3	ND	ND	ND	ND	3
04/12/2007	7D13007-02	8260	ND	ND	ND	ND	8	ND	4	ND	ND	ND	ND	12
07/10/2007	7G11015-05	8260	ND	ND	ND	ND	ND	ND	3	ND	4	ND	ND	7
10/09/2007	7J10006-03	8260	ND	ND	ND	ND	ND	ND	2	ND	16	ND	ND	18
01/07/2008	8A08003-05	8260	ND	ND	ND	ND	2	ND	3	ND	ND	ND	ND	5
04/10/2008	8D11008-02	8260	ND	ND	ND	ND	ND	ND	4	ND	ND	ND	ND	4
07/16/2008	5417449	8260	ND	ND	ND	ND	ND	ND	2.5 J	ND	ND	ND	ND	2.5
10/15/2008	5499969	8260	ND	ND	ND	ND	ND	ND	3.8 J	ND	2.2 J	ND	ND	6
01/14/2009	5577589	8260	ND	ND	ND	ND	ND	ND	2.6 J	ND	ND	ND	ND	2.6
04/14/2009	5646769	8260	ND	ND	ND	ND	ND	ND	3.5 J	ND	ND	ND	1.3 J	4.8
07/09/2009	5720693	8260	ND	ND	ND	ND	ND	ND	2.8 J	ND	ND	ND	ND	2.8
10/05/2009	5797964	8260	ND	ND	ND	ND	ND	ND	2.7 J	ND	ND	ND	ND	2.7
01/25/2010	5892344	8260	ND	ND	ND	ND	ND	ND	2.1 J	ND	ND	ND	ND	2.1

ND - Not detected, indicates parameter was analyzed for, but not detected at or above the reporting limit.

To address the NYSDEC concerns regarding the presentation and plotting of nondetected values, the data for 2001 to 2004 has been reevaluated and interpreted as follows:

- 1) Nondetected concentrations have been represented as ND for reporting purposes.
- 2) Total VOCs have been recalculated and represented as the sum of the detected parameters shown on this table.
- 3) The method change to 8260 was approved by the NYSDEC and changed in January 2005.

FORMER CARBORUNDUM FACILITY

WHEATFIELD, NEW YORK

Well Id: B-19M

Date	Lab Sample Id	Method	Carbon tetrachloride (ug/L)	Chloroform (ug/L)	1,1-Dichloro-ethane (ug/L)	1,1-Dichloro-ethene (ug/L)	Methylene chloride (ug/L)	Trans-1,2-dichloro-ethene (ug/L)	Cis-1,2-dichloro-ethylene (ug/L)	1,1,1-Trichloro-ethane (ug/L)	Trichloro-ethene (TCE) (ug/L)	Tetrachloro-ethylene (PCE) (ug/L)	Vinyl chloride (ug/L)	Total (ug/L)
04/13/2010	5953087	8260	ND	ND	ND	ND	ND	ND	2 J	ND	ND	ND	ND	2
07/14/2010	6032693	8260	ND	ND	ND	ND	ND	ND	2.8 J	ND	ND	ND	ND	2.8
10/14/2010	6113368	8260	ND	ND	ND	ND	ND	1.9 J	120	ND	25	ND	1.6 J	148.5
01/25/2011	6191896	8260	ND	ND	ND	ND	ND	ND	15	ND	1.9 J	ND	ND	16.9
04/18/2011	6261650	8260	ND	ND	ND	ND	ND	ND	2.4 J	ND	ND	ND	ND	2.4
07/12/2011	6342653	8260	ND	ND	ND	ND	ND	ND	2.8 J	ND	ND	ND	ND	2.8
10/11/2011	6434703	8260	ND	ND	ND	ND	ND	ND	3.7 J	ND	ND	ND	1.1 J	4.8
01/17/2012	6524429	8260	ND	ND	ND	ND	ND	ND	2.9 J	ND	ND	ND	ND	2.9
04/10/2012	6612009	8260	ND	ND	ND	ND	ND	ND	3.9 J	ND	1.1 J	ND	1.1 J	6.1
01/22/2013	6931416	8260	ND	ND	ND	ND	ND	ND	0.81 J	ND	ND	ND	ND	0.81
04/03/2013	7010221	8260	ND	ND	ND	ND	ND	ND	2.5 J	ND	1.4 J	ND	ND	3.9
07/08/2013	7120734	8260	ND	ND	ND	ND	ND	ND	2.9 J	ND	ND	ND	ND	2.9
11/13/2013	7276544	8260	ND	ND	ND	ND	ND	ND	2.9 J	ND	2.1 J	ND	ND	5
01/16/2014	7340026	8260	ND	ND	ND	ND	ND	ND	3.1 J	ND	1.9 J	ND	ND	5
04/24/2014	7442061	8260	ND	ND	ND	ND	ND	ND	1.6	ND	ND	ND	ND	1.6
07/08/2014	7526294	8260	ND	ND	ND	ND	ND	ND	2.8	ND	0.95 J	ND	ND	3.75
10/03/2014	7625309	8260	ND	ND	ND	ND	ND	ND	2.4	ND	ND	ND	0.55 J	2.95

ND - Not detected, indicates parameter was analyzed for, but not detected at or above the reporting limit.

To address the NYSDEC concerns regarding the presentation and plotting of nondetected values, the data for 2001 to 2004 has been reevaluated and interpreted as follows:

- 1) Nondetected concentrations have been represented as ND for reporting purposes.
- 2) Total VOCs have been recalculated and represented as the sum of the detected parameters shown on this table.
- 3) The method change to 8260 was approved by the NYSDEC and changed in January 2005.

FORMER CARBORUNDUM FACILITY

WHEATFIELD, NEW YORK

Well Id: B-20M

Date	Lab Sample Id	Method	Carbon tetrachloride (ug/L)	Chloroform (ug/L)	1,1-Dichloro-ethane (ug/L)	1,1-Dichloro-ethene (ug/L)	Methylene chloride (ug/L)	Trans-1,2-dichloro-ethene (ug/L)	Cis-1,2-dichloro-ethylene (ug/L)	1,1,1-Trichloro-ethane (ug/L)	Trichloro-ethene (TCE) (ug/L)	Tetrachloro-ethylene (PCE) (ug/L)	Vinyl chloride (ug/L)	Total (ug/L)
01/16/2001	A1043906	8021	ND	ND	ND	ND	ND	ND	ND	ND	ND	ND	ND	ND
04/16/2001	A1345807	624	ND	ND	ND	ND	ND	ND	ND	ND	ND	ND	ND	ND
07/13/2001	A1663809	8021	ND	ND	ND	ND	ND	ND	ND	ND	ND	ND	ND	ND
10/10/2001	A1994703	8021	ND	ND	ND	ND	ND	ND	ND	ND	ND	ND	ND	ND
01/17/2002	A2058502	8021	ND	ND	ND	ND	ND	ND	ND	ND	ND	ND	ND	ND
04/09/2002	A2332612	8260	ND	ND	ND	ND	ND	ND	ND	ND	ND	ND	ND	ND
07/09/2002	A2695510	8021	ND	ND	ND	ND	ND	ND	ND	ND	ND	ND	ND	ND
10/03/2002	A2980611	8021	ND	ND	ND	ND	ND	ND	ND	ND	ND	ND	ND	ND
01/15/2003	A3043008	8021	ND	ND	ND	ND	ND	ND	ND	ND	ND	ND	ND	ND
04/14/2003	A3347502	8021	ND	ND	ND	ND	ND	ND	ND	ND	ND	ND	ND	ND
07/15/2003	A3670608	8021	ND	ND	ND	ND	ND	ND	ND	ND	ND	ND	ND	ND
10/16/2003	A3A08901	8021	ND	ND	ND	ND	ND	ND	ND	ND	ND	ND	ND	ND
04/20/2004	A4356904	8021	ND	ND	ND	ND	ND	ND	ND	ND	ND	ND	ND	ND
07/20/2004	A4682902	8021	ND	ND	ND	ND	ND	ND	ND	ND	ND	ND	ND	ND
10/21/2004	A4A47806	8021	ND	ND	ND	ND	ND	ND	ND	ND	ND	ND	ND	ND
01/17/2005	A5043904	8260	ND	ND	ND	ND	ND	ND	ND	ND	1.5	ND	ND	1.5
04/22/2005	A5402101	8260	ND	ND	ND	ND	ND	ND	ND	ND	ND	ND	ND	ND
07/22/2005	A5778401	8260/5ML	ND	ND	ND	ND	ND	ND	ND	ND	ND	ND	ND	ND
07/18/2006	6G19003-10RE1	8260	ND	ND	ND	ND	6 B	ND	ND	ND	ND	ND	ND	6
07/11/2007	7G12003-09	8260	ND	ND	ND	ND	ND	ND	ND	ND	ND	ND	ND	ND
07/22/2008	5422165	8260	ND	ND	ND	ND	ND	ND	ND	ND	ND	ND	ND	ND
07/09/2009	5720683	8260	ND	ND	ND	ND	ND	ND	ND	ND	ND	ND	ND	ND
07/20/2010	6038211	8260	ND	ND	ND	ND	ND	ND	ND	ND	ND	ND	ND	ND
07/21/2011	6353675	8260	ND	ND	ND	ND	ND	ND	ND	ND	ND	ND	ND	ND
07/17/2012	6723841	8260	ND	ND	ND	ND	ND	ND	ND	ND	ND	ND	ND	ND
07/15/2013	7128198	8260	ND	ND	ND	ND	ND	ND	ND	ND	ND	ND	ND	ND
07/10/2014	7529508	8260	ND	ND	ND	ND	ND	ND	ND	ND	ND	ND	ND	ND

ND - Not detected, indicates parameter was analyzed for, but not detected at or above the reporting limit.

To address the NYSDEC concerns regarding the presentation and plotting of nondetected values, the data for 2001 to 2004 has been reevaluated and interpreted as follows:

- 1) Nondetected concentrations have been represented as ND for reporting purposes.
- 2) Total VOCs have been recalculated and represented as the sum of the detected parameters shown on this table.
- 3) The method change to 8260 was approved by the NYSDEC and changed in January 2005.

FORMER CARBORUNDUM FACILITY

WHEATFIELD, NEW YORK

Well Id: B-21M

Date	Lab Sample Id	Method	Carbon tetrachloride (ug/L)	Chloroform (ug/L)	1,1-Dichloro-ethane (ug/L)	1,1-Dichloro-ethene (ug/L)	Methylene chloride (ug/L)	Trans-1,2-dichloro-ethene (ug/L)	Cis-1,2-dichloro-ethylene (ug/L)	1,1,1-Trichloro-ethane (ug/L)	Trichloro-ethene (TCE) (ug/L)	Tetrachloro-ethylene (PCE) (ug/L)	Vinyl chloride (ug/L)	Total (ug/L)
04/23/2001	A1375208	8021	ND	ND	ND	ND	ND	ND	ND	ND	ND	ND	ND	ND
10/17/2001	A1A23304	8021	ND	ND	ND	ND	ND	ND	ND	ND	ND	ND	ND	ND
01/17/2002	A2058505	8021	ND	ND	ND	ND	ND	ND	ND	ND	ND	ND	ND	ND
04/10/2002	A2347901	8260	ND	ND	ND	ND	ND	ND	ND	ND	ND	ND	ND	ND
07/09/2002	A2695511	8021	ND	ND	ND	ND	ND	ND	ND	ND	ND	ND	ND	ND
01/16/2003	A3056001	8021	ND	ND	ND	ND	ND	ND	ND	ND	ND	ND	ND	ND
04/15/2003	A3356602	8021	ND	ND	ND	ND	ND	ND	ND	ND	ND	ND	ND	ND
07/15/2003	A3670607	8021	ND	ND	ND	ND	ND	ND	ND	ND	ND	ND	ND	ND
10/15/2003	A3998706	8021	ND	ND	ND	ND	ND	ND	ND	ND	ND	ND	ND	ND
01/08/2004	A4026305	8021	ND	ND	ND	ND	ND	ND	ND	ND	ND	ND	ND	ND
04/30/2004	A4402302	8021	ND	ND	ND	ND	ND	ND	ND	ND	ND	ND	ND	ND
07/15/2004	A4674102	8021	ND	ND	ND	ND	ND	ND	ND	ND	ND	ND	ND	ND
07/15/2004	A4674102	8260	ND	ND	ND	ND	ND	ND	ND	ND	ND	ND	ND	ND
10/18/2004	A4A27801	8021	ND	ND	ND	ND	ND	ND	ND	ND	1.7	ND	ND	1.7
01/14/2005	A5038301	8260	ND	ND	ND	ND	ND	ND	ND	ND	2.5	ND	ND	2.5
04/22/2005	A5402104	8260	ND	ND	ND	ND	ND	ND	ND	ND	ND	ND	ND	ND
07/25/2005	A5790301	8260/5ML	ND	ND	ND	ND	ND	ND	ND	ND	ND	ND	ND	ND
10/21/2005	A5B92301	8260	ND	ND	ND	ND	ND	ND	ND	ND	ND	ND	ND	ND
01/24/2006	A6089101	8260	ND	ND	ND	ND	ND	ND	ND	ND	ND	ND	ND	ND
04/13/2006	6D14002-03	8260	ND	ND	ND	ND	ND	ND	ND	ND	ND	ND	ND	ND
07/17/2006	6G18004-03	8260	ND	ND	ND	ND	ND	ND	ND	ND	ND	ND	ND	ND
10/10/2006	6J11002-07	8260	ND	ND	ND	ND	ND	ND	ND	ND	1	ND	ND	1
01/11/2007	7A12004-01	8260	ND	ND	ND	ND	ND	ND	ND	ND	ND	ND	ND	ND
04/05/2007	7D06002-01	8260	ND	ND	ND	ND	ND	ND	ND	ND	ND	ND	ND	ND
07/18/2007	7G19011-03	8260	ND	ND	ND	ND	ND	ND	ND	ND	ND	ND	ND	ND
10/11/2007	7J12012-01	8260	ND	ND	ND	ND	ND	ND	ND	ND	ND	ND	ND	ND
01/09/2008	8A10002-02	8260	ND	ND	ND	ND	2	ND	ND	ND	ND	ND	ND	2
04/07/2008	8D08002-02	8260	ND	ND	ND	ND	10 B	ND	ND	ND	ND	ND	ND	10
07/21/2008	5420899	8260	ND	ND	ND	ND	ND	ND	ND	ND	ND	ND	ND	ND
10/15/2008	5499966	8260	ND	ND	ND	ND	ND	ND	ND	ND	ND	ND	ND	ND
01/13/2009	5576506	8260	ND	ND	ND	ND	ND	ND	ND	ND	ND	ND	ND	ND
04/20/2009	5651170	8260	ND	ND	ND	ND	ND	ND	ND	ND	ND	ND	ND	ND
07/13/2009	5722289	8260	ND	ND	ND	ND	ND	ND	ND	ND	ND	ND	ND	ND
10/06/2009	5799017	8260	ND	ND	ND	ND	ND	ND	ND	ND	ND	ND	ND	ND
01/26/2010	5893229	8260	ND	ND	ND	ND	ND	ND	ND	ND	ND	ND	ND	ND
04/07/2010	5948416	8260	ND	ND	ND	ND	ND	ND	ND	ND	ND	ND	ND	ND
07/15/2010	6033914	8260	ND	ND	ND	ND	ND	ND	ND	ND	ND	ND	ND	ND

ND - Not detected, indicates parameter was analyzed for, but not detected at or above the reporting limit.

To address the NYSDEC concerns regarding the presentation and plotting of nondetected values, the data for 2001 to 2004 has been reevaluated and interpreted as follows:

- 1) Nondetected concentrations have been represented as ND for reporting purposes.
- 2) Total VOCs have been recalculated and represented as the sum of the detected parameters shown on this table.
- 3) The method change to 8260 was approved by the NYSDEC and changed in January 2005.

FORMER CARBORUNDUM FACILITY

WHEATFIELD, NEW YORK

Well Id: B-21M

Date	Lab Sample Id	Method	Carbon tetrachloride (ug/L)	Chloroform (ug/L)	1,1-Dichloro-ethane (ug/L)	1,1-Dichloro-ethene (ug/L)	Methylene chloride (ug/L)	Trans-1,2-dichloro-ethene (ug/L)	Cis-1,2-dichloro-ethylene (ug/L)	1,1,1-Trichloro-ethane (ug/L)	Trichloro-ethene (TCE) (ug/L)	Tetrachloro-ethylene (PCE) (ug/L)	Vinyl chloride (ug/L)	Total (ug/L)
10/19/2010	6116884	8260	ND	ND	ND	ND	ND	ND	ND	ND	ND	ND	ND	ND
01/27/2011	6194102	8260	ND	ND	ND	ND	ND	ND	ND	ND	ND	ND	ND	ND
04/13/2011	6258133	8260	ND	ND	ND	ND	ND	ND	ND	ND	ND	ND	ND	ND
07/25/2011	6355562	8260	ND	ND	ND	ND	ND	ND	ND	ND	ND	ND	ND	ND
10/10/2011	6433660	8260	ND	ND	ND	ND	ND	ND	ND	ND	ND	ND	ND	ND
01/18/2012	6526481	8260	ND	ND	ND	ND	ND	ND	ND	ND	1.1 J	ND	ND	1.1
04/03/2012	6605291	8260	ND	ND	ND	ND	ND	ND	ND	ND	ND	ND	ND	ND
07/19/2012	6728257	8260	ND	ND	ND	ND	ND	ND	ND	ND	ND	ND	ND	ND
10/03/2012	6812014	8260	ND	ND	ND	ND	ND	ND	ND	ND	ND	ND	ND	ND
01/17/2013	6926976	8260	ND	ND	ND	ND	ND	ND	ND	ND	ND	ND	ND	ND
04/09/2013	7016202	8260	ND	ND	ND	ND	ND	ND	ND	ND	ND	ND	ND	ND
07/11/2013	7125533	8260	ND	ND	ND	ND	ND	ND	ND	ND	ND	ND	ND	ND
11/14/2013	7278192	8260	ND	ND	ND	ND	ND	ND	ND	ND	ND	ND	ND	ND
01/20/2014	7342593	8260	ND	ND	ND	ND	ND	ND	ND	ND	ND	ND	ND	ND
04/14/2014	7430450	8260	ND	ND	ND	ND	ND	ND	ND	ND	ND	ND	ND	ND
07/14/2014	7532402	8260	ND	ND	ND	ND	ND	ND	ND	ND	ND	ND	ND	ND
10/02/2014	7623661	8260	ND	ND	ND	ND	ND	ND	ND	ND	ND	ND	ND	ND

ND - Not detected, indicates parameter was analyzed for, but not detected at or above the reporting limit.

To address the NYSDEC concerns regarding the presentation and plotting of nondetected values, the data for 2001 to 2004 has been reevaluated and interpreted as follows:

- 1) Nondetected concentrations have been represented as ND for reporting purposes.
- 2) Total VOCs have been recalculated and represented as the sum of the detected parameters shown on this table.
- 3) The method change to 8260 was approved by the NYSDEC and changed in January 2005.

FORMER CARBORUNDUM FACILITY

WHEATFIELD, NEW YORK

Well Id: B-22M

Date	Lab Sample Id	Method	Carbon tetrachloride (ug/L)	Chloroform (ug/L)	1,1-Dichloro-ethane (ug/L)	1,1-Dichloro-ethene (ug/L)	Methylene chloride (ug/L)	Trans-1,2-dichloro-ethene (ug/L)	Cis-1,2-dichloro-ethylene (ug/L)	1,1,1-Trichloro-ethane (ug/L)	Trichloro-ethene (TCE) (ug/L)	Tetrachloro-ethylene (PCE) (ug/L)	Vinyl chloride (ug/L)	Total (ug/L)
01/11/2001	A1035101	8021	ND	1.3	ND	ND	4.2	ND	110	ND	4.4	ND	9.6	129.5
04/23/2001	A1375207	8021	ND	ND	ND	ND	ND	ND	510	ND	50	ND	ND	560
07/18/2001	A1682908	8021	ND	ND	ND	ND	2.5	1	130	ND	13	ND	7	153.5
10/17/2001	A1A23305	8021	ND	ND	ND	ND	ND	1.5	230	ND	13	ND	36	280.5
01/23/2002	A2076701	8021	ND	ND	7.6	4.6	2.1 J	21	1400 D	ND	110 D	ND	9.6	1554.9
04/18/2002	A2378801	8021	ND	ND	ND	ND	0.8 J	ND	130	ND	9.2	ND	36	176
07/15/2002	A2722901	8021	ND	ND	ND	ND	2.2 J	1.4	91	ND	4.9	ND	8.1	107.6
10/15/2002	A2A23601	8021	ND	ND	ND	ND	ND	ND	79	ND	6.2	ND	13	98.2
01/22/2003	A3068901	8021	ND	ND	ND	ND	ND	0.94 J	80	ND	3.2	ND	12	96.14
04/24/2003	A3389602	8021	ND	ND	ND	ND	1.6 J	ND	130	ND	13	ND	30	174.6
07/17/2003	A3683901	8021	ND	ND	ND	ND	ND	ND	140	ND	5	ND	13	158
10/21/2003	A3A21902	8021	ND	ND	ND	ND	ND	ND	160	ND	5.7	ND	2.3	168
04/30/2004	A4402503	8021	ND	ND	ND	ND	ND	ND	99	ND	ND	ND	40	139
07/15/2004	A4674303	8260	ND	ND	ND	ND	4.3	ND	130	ND	23	ND	ND	157.3
07/15/2004	A4674303	8021	ND	ND	2.2	ND	ND	3.9 E	170 E	ND	24	ND	10 E	210.1
10/18/2004	A4A27701	8021	ND	ND	ND	ND	ND	ND	90	ND	13	ND	ND	103
01/20/2005	A5057501	8260	ND	ND	2.8	1.6	ND	16	300 E	0.34 J	110 E	ND	2.2	432.94
01/20/2005	A5057501DL	8260					33 D	9.4 D	340 D		56 D			438.4
04/26/2005	A5414404	8260	ND	ND	ND	ND	ND	7	250	ND	33	ND	ND	290
07/25/2005	A5790401	8260/5ML	ND	ND	ND	ND	ND	1.6	110	ND	14	ND	7.8	133.4
10/21/2005	A5B92801	8260	ND	ND	ND	ND	ND	0.61 J	36	ND	3.9	ND	1.2 J	41.71
01/24/2006	A6089102	8260	ND	ND	2.9	1.4	ND	15	480 E	ND	90	ND	3.1	592.4
01/24/2006	A6089102DL	8260	ND	ND	ND	ND	ND	15 D	460 D	ND	93 D	ND	ND	568
04/19/2006	6D20002-01	8260	ND	ND	ND	ND	ND	1	61	ND	17	ND	14	93
07/17/2006	6G18004-05	8260	ND	ND	ND	ND	ND	ND	29	ND	5	ND	2	36
10/10/2006	6J11002-08	8260	ND	ND	ND	ND	ND	1	66	ND	10	ND	4	81
01/11/2007	7A12004-02	8260	ND	ND	3	ND	ND	14	370 D	ND	89	ND	ND	476
04/19/2007	7D20005-01	8260	ND	ND	ND	ND	ND	5	136	ND	35	ND	5	181
07/18/2007	7G19011-02	8260	ND	ND	ND	ND	ND	ND	26	ND	5	ND	ND	31
10/11/2007	7J12012-03	8260	ND	ND	ND	ND	ND	ND	24	ND	4	ND	ND	28
01/09/2008	8A10002-01	8260	ND	ND	ND	ND	ND	ND	17	ND	3	ND	3	23
04/08/2008	8D09003-07	8260	ND	ND	2	1	6	10	301 D	ND	95	ND	2	417
07/21/2008	5420900	8260	ND	ND	ND	ND	ND	ND	24	ND	4.9 J	ND	1.2 J	30.1
10/15/2008	5499967	8260	ND	ND	ND	ND	ND	ND	29	ND	4.1 J	ND	ND	33.1
01/13/2009	5576505	8260	ND	ND	3.1 J	2 J	ND	14	460	ND	120	ND	1 J	600.1
04/20/2009	5651167	8260	ND	ND	ND	ND	ND	3.8 J	150	ND	39	ND	9.9	202.7
07/13/2009	5722290	8260	ND	ND	ND	ND	ND	ND	27	ND	4.8 J	ND	1.6 J	33.4

ND - Not detected, indicates parameter was analyzed for, but not detected at or above the reporting limit.

To address the NYSDEC concerns regarding the presentation and plotting of nondetected values, the data for 2001 to 2004 has been reevaluated and interpreted as follows:

- 1) Nondetected concentrations have been represented as ND for reporting purposes.
- 2) Total VOCs have been recalculated and represented as the sum of the detected parameters shown on this table.
- 3) The method change to 8260 was approved by the NYSDEC and changed in January 2005.

FORMER CARBORUNDUM FACILITY

WHEATFIELD, NEW YORK

Well Id: B-22M

Date	Lab Sample Id	Method	Carbon tetrachloride (ug/L)	Chloroform (ug/L)	1,1-Dichloro-ethane (ug/L)	1,1-Dichloro-ethene (ug/L)	Methylene chloride (ug/L)	Trans-1,2-dichloro-ethene (ug/L)	Cis-1,2-dichloro-ethylene (ug/L)	1,1,1-Trichloro-ethane (ug/L)	Trichloro-ethene (TCE) (ug/L)	Tetrachloro-ethylene (PCE) (ug/L)	Vinyl chloride (ug/L)	Total (ug/L)
10/06/2009	5799012	8260	ND	ND	ND	ND	ND	1.5 J	70	ND	15	ND	1.1 J	87.6
01/26/2010	5893228	8260	ND	ND	ND	ND	ND	4.8 J	120	ND	44	ND	ND	168.8
04/19/2010	5957668	8260	ND	ND	ND	ND	ND	3.8 J	110	ND	30	ND	ND	143.8
07/15/2010	6033915	8260	ND	ND	ND	ND	ND	ND	38	ND	7.2	ND	ND	45.2
10/19/2010	6116887	8260	ND	ND	ND	ND	ND	ND	27	ND	6.7	ND	1.9 J	35.6
01/27/2011	6194103	8260	ND	ND	ND	ND	ND	1.3 J	64	ND	15	ND	1.3 J	81.6
04/14/2011	6259038	8260	ND	ND	2.5 J	1 J	ND	7.7	280	ND	97	ND	ND	388.2
07/25/2011	6355561	8260	ND	ND	ND	ND	ND	2.3 J	93	ND	26	ND	1.3 J	122.6
10/10/2011	6433661	8260	ND	ND	ND	ND	ND	0.89 J	43	ND	8.5	ND	1.9 J	54.29
01/18/2012	6526482	8260	ND	ND	1.2 J	ND	ND	4.8 J	120	ND	63	ND	ND	189
04/10/2012	6612011	8260	ND	ND	ND	ND	ND	4.0 J	120	ND	20	ND	ND	144
07/19/2012	6728258	8260	ND	ND	ND	ND	ND	ND	42	ND	9.8	ND	ND	51.8
10/03/2012	6812017	8260	ND	ND	ND	ND	ND	ND	36	ND	7.3	ND	ND	43.3
01/17/2013	6926979	8260	ND	ND	ND	ND	ND	3.4 J	87	ND	35	ND	ND	125.4
04/09/2013	7016198	8260	ND	ND	ND	ND	ND	ND	40	ND	9.1	ND	8.8	57.9
07/11/2013	7125534	8260	ND	ND	1.2 J	ND	ND	5.7	150	ND	53	ND	ND	209.9
11/14/2013	7278191	8260	ND	ND	1.7 J	ND	ND	6.6	210	ND	83	ND	ND	301.3
01/20/2014	7342592	8260	ND	ND	ND	ND	ND	4.9 J	130	ND	41	ND	ND	175.9
04/24/2014	7442065	8260	ND	ND	ND	ND	ND	2.6	67	ND	14	ND	ND	83.6
07/14/2014	7532401	8260	ND	ND	ND	ND	ND	ND	19	ND	8.4	ND	1.9	29.3
10/02/2014	7623662	8260	ND	ND	ND	ND	ND	ND	20	ND	7.6	ND	0.57 J	28.17

ND - Not detected, indicates parameter was analyzed for, but not detected at or above the reporting limit.

To address the NYSDEC concerns regarding the presentation and plotting of nondetected values, the data for 2001 to 2004 has been reevaluated and interpreted as follows:

- 1) Nondetected concentrations have been represented as ND for reporting purposes.
- 2) Total VOCs have been recalculated and represented as the sum of the detected parameters shown on this table.
- 3) The method change to 8260 was approved by the NYSDEC and changed in January 2005.

FORMER CARBORUNDUM FACILITY

WHEATFIELD, NEW YORK

Well Id: B-23M

Date	Lab Sample Id	Method	Carbon tetrachloride (ug/L)	Chloroform (ug/L)	1,1-Dichloro-ethane (ug/L)	1,1-Dichloro-ethene (ug/L)	Methylene chloride (ug/L)	Trans-1,2-dichloro-ethene (ug/L)	Cis-1,2-dichloro-ethylene (ug/L)	1,1,1-Trichloro-ethane (ug/L)	Trichloro-ethene (TCE) (ug/L)	Tetrachloro-ethylene (PCE) (ug/L)	Vinyl chloride (ug/L)	Total (ug/L)
01/16/2001	A1043902	8021	ND	3.6	ND	ND	1.9 J	6.4	210	ND	13	ND	15	249.9
04/16/2001	A1345805	624	ND	ND	ND	ND	ND	7	150 D	ND	52	ND	ND	209
07/16/2001	A1674115	8021	ND	4.9	ND	ND	2.8	5.5	230	ND	23	ND	8.5	274.7
10/18/2001	A1A23310	8021	ND	ND	ND	ND	3.5	ND	280	ND	11	ND	ND	294.5
01/23/2002	A2076703	8021	ND	7.4	ND	ND	4.2	5	310	ND	39	ND	6.8	372.4
04/18/2002	A2378802	8021	ND	ND	ND	ND	ND	ND	350	ND	ND	ND	22	372
07/15/2002	A2722903	8021	ND	ND	ND	ND	6	3.3	410	ND	4.3	ND	20	443.6
10/09/2002	A2A07510	8021	ND	ND	ND	ND	ND	ND	300	ND	18	ND	17	335
01/22/2003	A3068902	8021	ND	2.7	ND	ND	ND	4.8	140	ND	45	ND	ND	192.5
04/21/2003	A3370901	8021	ND	ND	ND	ND	12	2.1	320	ND	ND	ND	17	351.1
07/21/2003	A3699401	8021	ND	ND	ND	ND	ND	2	370	ND	2.7	ND	15	389.7
10/20/2003	A3A13901	8021	ND	ND	ND	ND	ND	ND	320	ND	3.8	ND	15	338.8
01/29/2004	A4077603	8021	ND	ND	ND	ND	ND	3	320	ND	74	ND	9.1	406.1
04/23/2004	A4373101	8021	ND	ND	ND	ND	ND	ND	400	ND	ND	ND	28	428
07/21/2004	A4687101	8260	ND	ND	ND	ND	10	ND	340	ND	9.9	ND	ND	359.9
10/20/2004	A4A32301	8021	ND	ND	ND	ND	ND	ND	230	ND	7.1	ND	12	249.1
01/13/2005	A5036108	8260	ND	ND	ND	ND	ND	ND	360	ND	53	ND	5.9	418.9
04/19/2005	A5387405	8260	ND	ND	ND	ND	ND	ND	380	ND	32	ND	21	433
07/18/2005	A5753801	8260/5ML	ND	ND	ND	ND	ND	ND	360	ND	ND	ND	32	392
10/20/2005	A5B92001	8260	ND	ND	1.7	1.2	ND	1.8	380 E	ND	3	ND	61	448.7
10/20/2005	A5B92001DL	8260	ND	ND	ND	ND	9.2 BD	ND	370 D	ND	ND	ND	50 D	429.2
01/23/2006	A6084701	8260	ND	ND	ND	ND	ND	3	300	ND	96	ND	9.3	408.3
04/21/2006	6D21017-01	8260	ND	ND	1	ND	ND	1	272 D	ND	9	ND	17	300
07/20/2006	6G21005-05	8260	ND	ND	ND	ND	25	ND	309	ND	ND	ND	39	373
10/10/2006	6J11002-02RE1	8260	ND	ND	1	ND	ND	2	243 D	ND	10	ND	28	284
01/08/2007	7A09003-01	8260	ND	ND	ND	ND	ND	ND	238	ND	182	ND	ND	420
04/18/2007	7D19009-01	8260	ND	ND	2	ND	ND	2	239 D	ND	41	ND	17	301
07/11/2007	7G12003-01	8260	ND	ND	ND	ND	ND	ND	178	ND	8	ND	24	210
10/10/2007	7J11002-03	8260	ND	ND	1	ND	ND	ND	272 D	ND	2	ND	34	309
01/08/2008	8A09005-04	8260	ND	ND	ND	ND	ND	4	171	ND	71	ND	11	257
04/09/2008	8D10002-04	8260	ND	ND	2	1	2	2	292 D	ND	21	ND	24	344
07/25/2008	5426028	8260	ND	ND	1.1 J	ND	ND	0.87 J	270	ND	1.8 J	ND	58	331.77
10/17/2008	5502673	8260	ND	ND	1.2 J	ND	ND	0.9 J	280	ND	1.5 J	ND	37	320.6
01/13/2009	5576509	8260	ND	ND	2.2 J	0.96 J	ND	2.3 J	270	ND	53	ND	17	345.46
04/13/2009	5647710	8260	ND	ND	1.4 J	ND	ND	1.6 J	260	ND	21	ND	11	295
07/14/2009	5723623	8260	ND	ND	1.2 J	ND	ND	0.93 J	290	ND	2.8 J	ND	33	327.93
10/05/2009	5797962	8260	ND	ND	1.1 J	ND	ND	0.93 J	260	ND	4.8 J	ND	29	295.83

ND - Not detected, indicates parameter was analyzed for, but not detected at or above the reporting limit.

To address the NYSDEC concerns regarding the presentation and plotting of nondetected values, the data for 2001 to 2004 has been reevaluated and interpreted as follows:

- 1) Nondetected concentrations have been represented as ND for reporting purposes.
- 2) Total VOCs have been recalculated and represented as the sum of the detected parameters shown on this table.
- 3) The method change to 8260 was approved by the NYSDEC and changed in January 2005.

FORMER CARBORUNDUM FACILITY

WHEATFIELD, NEW YORK

Well Id: B-23M

Date	Lab Sample Id	Method	Carbon tetrachloride (ug/L)	Chloroform (ug/L)	1,1-Dichloroethane (ug/L)	1,1-Dichloroethene (ug/L)	Methylene chloride (ug/L)	Trans-1,2-dichloroethene (ug/L)	Cis-1,2-dichloroethylene (ug/L)	1,1,1-Trichloroethane (ug/L)	Trichloroethene (TCE) (ug/L)	Tetrachloroethylene (PCE) (ug/L)	Vinyl chloride (ug/L)	Total (ug/L)
01/21/2010	5889953	8260	ND	ND	2.4 J	0.87 J	ND	2.5 J	240	1.8 J	110	ND	9.7	367.27
04/19/2010	5957669	8260	ND	ND	1.7 J	0.91 J	ND	1.3 J	280	ND	22	ND	28	333.91
07/13/2010	6031621	8260	ND	ND	1.3 J	ND	ND	0.95 J	270	ND	8.2	ND	40	320.45
10/18/2010	6115537	8260	ND	ND	ND	ND	ND	0.93 J	270	ND	1.2 J	ND	33	305.13
01/26/2011	6192948	8260	ND	ND	2.6 J	ND	ND	3.5 J	170	1.4 J	120	ND	1.7 J	299.2
04/21/2011	6266004	8260	ND	ND	1.1 J	0.83 J	ND	1 J	280	ND	ND	ND	17	299.93
07/21/2011	6353678	8260	ND	ND	1.1 J	ND	ND	0.86 J	260	ND	3.7 J	ND	28	293.66
10/13/2011	6437681	8260	ND	ND	1.1 J	ND	ND	1.0 J	240	ND	10	ND	27	279.1
01/17/2012	6524418	8260	ND	ND	1.7 J	ND	ND	1.4 J	210	ND	57	ND	8.6	278.7
04/11/2012	6613966	8260	ND	ND	ND	ND	ND	ND	250	ND	1.3 J	ND	23	274.3
07/12/2012	6719399	8260	ND	ND	1.1 J	ND	ND	0.91 J	240	ND	4.8 J	ND	25	271.81
10/03/2012	6812006	8260	ND	ND	ND	ND	ND	ND	230	ND	7.5	ND	27	264.5
01/23/2013	6932570	8260	ND	ND	2.8 J	ND	ND	2.0 J	190	2.0 J	130	ND	8.5	335.3
04/08/2013	7015024	8260	ND	ND	ND	ND	ND	ND	220	ND	3.7 J	ND	28	251.7
07/16/2013	7129889	8260	ND	ND	3.4 J	0.91 J	ND	2.2 J	190	1.4 J	170	ND	9.3	377.21
11/13/2013	7276549	8260	ND	ND	2.6 J	1.0 J	ND	2.0 J	250	1.2 J	170	ND	11	437.8
01/17/2014	7341389	8260	ND	ND	2.0 J	ND	ND	1.8 J	170	0.83 J	130	ND	1.1 J	305.73
04/24/2014	7442060	8260	ND	ND	1.2	0.62 J	ND	1 J	210	ND	27	ND	11	250.82
07/16/2014	7535886	8260	ND	ND	2.1	0.84 J	ND	3.4	160	1.2	220	ND	3.1	390.64
10/02/2014	7623667	8260	ND	ND	0.93 J	ND	ND	0.81 J	190	ND	13	ND	26	230.74

ND - Not detected, indicates parameter was analyzed for, but not detected at or above the reporting limit.

To address the NYSDEC concerns regarding the presentation and plotting of nondetected values, the data for 2001 to 2004 has been reevaluated and interpreted as follows:

- 1) Nondetected concentrations have been represented as ND for reporting purposes.
- 2) Total VOCs have been recalculated and represented as the sum of the detected parameters shown on this table.
- 3) The method change to 8260 was approved by the NYSDEC and changed in January 2005.

FORMER CARBORUNDUM FACILITY

WHEATFIELD, NEW YORK

Well Id: B-24M

Date	Lab Sample Id	Method	Carbon tetrachloride (ug/L)	Chloroform (ug/L)	1,1-Dichloro-ethane (ug/L)	1,1-Dichloro-ethene (ug/L)	Methylene chloride (ug/L)	Trans-1,2-dichloro-ethene (ug/L)	Cis-1,2-dichloro-ethylene (ug/L)	1,1,1-Trichloro-ethane (ug/L)	Trichloro-ethene (TCE) (ug/L)	Tetrachloro-ethylene (PCE) (ug/L)	Vinyl chloride (ug/L)	Total (ug/L)
01/17/2001	A1052406	8021	ND	ND	ND	ND	ND	ND	ND	ND	0.3 J	ND	ND	0.3
04/16/2001	A1345804	624	ND	ND	ND	ND	ND	ND	ND	ND	1.9	ND	ND	1.9
07/16/2001	A1674112	8021	ND	ND	ND	ND	ND	ND	ND	ND	ND	ND	ND	ND
10/18/2001	A1A23309	8021	ND	ND	ND	ND	ND	ND	ND	ND	15	ND	ND	15
01/22/2002	A2066009	8021	ND	ND	ND	ND	ND	ND	1.1	ND	3.6	ND	ND	4.7
04/17/2002	A2378402	8021	ND	ND	ND	ND	ND	ND	1.8	ND	5.9	ND	ND	7.7
07/12/2002	A2713902	8021	ND	ND	ND	ND	ND	ND	1.5	ND	4.7	ND	ND	6.2
10/09/2002	A2A07702	8021	ND	ND	ND	ND	ND	ND	ND	ND	ND	ND	ND	ND
01/20/2003	A3060801	8021	ND	ND	ND	ND	ND	ND	0.27 J	ND	1.9	ND	ND	2.17
04/09/2003	A3329507	8021	ND	ND	ND	ND	ND	ND	1.2	ND	6.5	ND	ND	7.7
07/08/2003	A3649105	8021	ND	ND	ND	ND	ND	ND	1.1	ND	3.3	ND	ND	4.4
10/13/2003	A3991402	8021	ND	ND	ND	ND	ND	ND	ND	ND	ND	ND	ND	ND
04/20/2004	A4356801	8021	ND	ND	ND	ND	ND	ND	1.2	ND	3.7	ND	ND	4.9
07/13/2004	A4664001	8021	ND	ND	ND	ND	ND	ND	1.4	ND	4	ND	ND	5.4
10/20/2004	A4A32402	8021	ND	ND	ND	ND	ND	ND	1.3	ND	4	ND	ND	5.3
01/12/2005	A5036204	8260	ND	ND	ND	ND	ND	ND	0.79 J	ND	4.1	ND	ND	4.89
04/06/2005	A5317804	8260	ND	ND	ND	ND	ND	ND	0.63 J	ND	3.4	ND	ND	4.03
07/12/2005	A5733203	8260/5ML	ND	ND	ND	ND	ND	ND	0.97 J	ND	3.5	ND	ND	4.47
10/05/2005	A5B10601	8260	ND	ND	ND	ND	ND	ND	ND	ND	1.5	ND	ND	1.5
01/23/2006	A6084702	8260	ND	ND	ND	ND	ND	ND	1.6	ND	3.8	ND	ND	5.4
04/12/2006	6D13005-06	8260	ND	ND	ND	ND	ND	ND	1	ND	3	ND	ND	4
07/19/2006	6G20004-06	8260	ND	ND	ND	ND	ND	ND	ND	ND	3	ND	ND	3
10/10/2006	6J11002-03	8260	ND	ND	ND	ND	ND	ND	1	ND	2	ND	ND	3
01/08/2007	7A09003-02	8260	ND	ND	ND	ND	ND	ND	1	ND	3	ND	ND	4
04/04/2007	7D05011-02	8260	ND	ND	ND	ND	3	ND	1	ND	3	ND	ND	7
07/11/2007	7G12003-03	8260	ND	ND	ND	ND	ND	ND	ND	ND	3	ND	ND	3
10/10/2007	7J11002-05	8260	ND	ND	ND	ND	ND	ND	ND	ND	1	ND	ND	1
01/08/2008	8A09005-05	8260	ND	ND	ND	ND	ND	ND	6	ND	12	ND	ND	18
04/07/2008	8D08002-05	8260	ND	ND	ND	ND	ND	ND	1	ND	4	ND	ND	5
07/28/2008	5426821	8260	ND	ND	ND	ND	ND	ND	ND	ND	1.2 J	ND	ND	1.2
10/17/2008	5502674	8260	ND	ND	ND	ND	ND	ND	ND	ND	4.3 J	ND	ND	4.3
01/13/2009	5576514	8260	ND	ND	ND	ND	ND	ND	1.1 J	ND	4.2 J	ND	ND	5.3
04/13/2009	5647711	8260	ND	ND	ND	ND	ND	ND	0.99 J	ND	3.2 J	ND	ND	4.19
07/15/2009	5724678	8260	ND	ND	ND	ND	ND	ND	ND	ND	1.2 J	ND	ND	1.2
10/05/2009	5797963	8260	ND	ND	ND	ND	ND	ND	ND	ND	2.3 J	ND	ND	2.3
01/21/2010	5889950	8260	ND	ND	ND	ND	ND	ND	0.95 J	ND	2.6 J	ND	ND	3.55
04/06/2010	5946905	8260	ND	ND	ND	ND	ND	ND	ND	ND	2.7 J	ND	ND	2.7

ND - Not detected, indicates parameter was analyzed for, but not detected at or above the reporting limit.

To address the NYSDEC concerns regarding the presentation and plotting of nondetected values, the data for 2001 to 2004 has been reevaluated and interpreted as follows:

- 1) Nondetected concentrations have been represented as ND for reporting purposes.
- 2) Total VOCs have been recalculated and represented as the sum of the detected parameters shown on this table.
- 3) The method change to 8260 was approved by the NYSDEC and changed in January 2005.

FORMER CARBORUNDUM FACILITY

WHEATFIELD, NEW YORK

Well Id: B-24M

Date	Lab Sample Id	Method	Carbon tetrachloride (ug/L)	Chloroform (ug/L)	1,1-Dichloro-ethane (ug/L)	1,1-Dichloro-ethene (ug/L)	Methylene chloride (ug/L)	Trans-1,2-dichloro-ethene (ug/L)	Cis-1,2-dichloro-ethylene (ug/L)	1,1,1-Trichloro-ethane (ug/L)	Trichloro-ethene (TCE) (ug/L)	Tetrachloro-ethylene (PCE) (ug/L)	Vinyl chloride (ug/L)	Total (ug/L)
07/20/2010	6038212	8260	ND	ND	ND	ND	ND	ND	ND	ND	3.1 J	ND	ND	3.1
10/18/2010	6115538	8260	ND	ND	ND	ND	ND	ND	ND	ND	ND	ND	ND	ND
01/26/2011	6192949	8260	ND	ND	ND	ND	ND	ND	2.3 J	ND	6	ND	ND	8.3
04/13/2011	6258126	8260	ND	ND	ND	ND	ND	ND	1 J	ND	2.9 J	ND	ND	3.9
07/19/2011	6350144	8260	ND	ND	ND	ND	ND	ND	1 J	ND	3.5 J	ND	ND	4.5
10/13/2011	6437682	8260	ND	ND	ND	ND	ND	ND	ND	ND	1.5 J	ND	ND	1.5
01/17/2012	6524417	8260	ND	ND	ND	ND	ND	ND	2.2 J	ND	4.7 J	ND	ND	6.9
04/03/2012	6605297	8260	ND	ND	ND	ND	ND	ND	1.3 J	ND	3.1 J	ND	ND	4.4
07/12/2012	6719396	8260	ND	ND	ND	ND	ND	ND	ND	ND	2.3 J	ND	ND	2.3
10/03/2012	6812008	8260	ND	ND	ND	ND	ND	ND	ND	ND	ND	ND	ND	ND
01/23/2013	6932572	8260	ND	ND	ND	ND	ND	ND	2.7 J	ND	7.1	ND	ND	9.8
04/08/2013	7015026	8260	ND	ND	ND	ND	ND	ND	2.1 J	ND	5.2	ND	ND	7.3
07/16/2013	7129892	8260	ND	ND	ND	ND	ND	ND	1.9 J	ND	3.7 J	ND	ND	5.6
11/13/2013	7276547	8260	ND	ND	ND	ND	ND	ND	3.4 J	ND	5.4	ND	ND	8.8
01/20/2014	7342587	8260	ND	ND	ND	ND	ND	ND	2.4 J	ND	4.4 J	ND	ND	6.8
04/15/2014	7432582	8260	ND	ND	ND	ND	ND	ND	3.3	ND	5.2	ND	ND	8.5
07/16/2014	7535890	8260	ND	ND	ND	ND	ND	ND	2.2	ND	3.5	ND	ND	5.7
10/02/2014	7623666	8260	ND	ND	ND	ND	ND	ND	2.6	ND	3.9	ND	ND	6.5

ND - Not detected, indicates parameter was analyzed for, but not detected at or above the reporting limit.

To address the NYSDEC concerns regarding the presentation and plotting of nondetected values, the data for 2001 to 2004 has been reevaluated and interpreted as follows:

- 1) Nondetected concentrations have been represented as ND for reporting purposes.
- 2) Total VOCs have been recalculated and represented as the sum of the detected parameters shown on this table.
- 3) The method change to 8260 was approved by the NYSDEC and changed in January 2005.

FORMER CARBORUNDUM FACILITY

WHEATFIELD, NEW YORK

Well Id: B-25M

Date	Lab Sample Id	Method	Carbon tetrachloride (ug/L)	Chloroform (ug/L)	1,1-Dichloroethane (ug/L)	1,1-Dichloroethene (ug/L)	Methylene chloride (ug/L)	Trans-1,2-dichloroethene (ug/L)	Cis-1,2-dichloroethylene (ug/L)	1,1,1-Trichloroethane (ug/L)	Trichloroethene (TCE) (ug/L)	Tetrachloroethylene (PCE) (ug/L)	Vinyl chloride (ug/L)	Total (ug/L)
07/16/2001	A1674109	8021	ND	ND	ND	ND	ND	ND	ND	ND	ND	ND	ND	ND
07/10/2002	A2708301	8021	ND	ND	ND	ND	ND	ND	ND	ND	ND	ND	ND	ND
07/02/2003	A3639714	8021	ND	ND	ND	ND	ND	ND	ND	ND	ND	ND	ND	ND
07/14/2004	A4664208	8021	ND	ND	ND	ND	ND	ND	1.4	ND	1.3	ND	ND	2.7
07/12/2005	A5733105	8260/5ML	ND	ND	ND	ND	ND	ND	0.68 J	ND	1.3	ND	ND	1.98

ND - Not detected, indicates parameter was analyzed for, but not detected at or above the reporting limit.

To address the NYSDEC concerns regarding the presentation and plotting of nondetected values, the data for 2001 to 2004 has been reevaluated and interpreted as follows:

- 1) Nondetected concentrations have been represented as ND for reporting purposes.
- 2) Total VOCs have been recalculated and represented as the sum of the detected parameters shown on this table.
- 3) The method change to 8260 was approved by the NYSDEC and changed in January 2005.

FORMER CARBORUNDUM FACILITY

WHEATFIELD, NEW YORK

Well Id: B-26M

Date	Lab Sample Id	Method	Carbon tetrachloride (ug/L)	Chloroform (ug/L)	1,1-Dichloro-ethane (ug/L)	1,1-Dichloro-ethene (ug/L)	Methylene chloride (ug/L)	Trans-1,2-dichloro-ethene (ug/L)	Cis-1,2-dichloro-ethylene (ug/L)	1,1,1-Trichloro-ethane (ug/L)	Trichloro-ethene (TCE) (ug/L)	Tetrachloro-ethylene (PCE) (ug/L)	Vinyl chloride (ug/L)	Total (ug/L)
07/16/2001	A1674101	8021	ND	ND	ND	ND	ND	ND	ND	ND	ND	ND	ND	ND
07/10/2002	A2708302	8021	ND	ND	ND	ND	ND	ND	ND	ND	ND	ND	ND	ND
07/02/2003	A3639715	8021	ND	ND	ND	ND	ND	ND	ND	ND	ND	ND	ND	ND
07/14/2004	A4664207	8021	ND	ND	ND	ND	ND	ND	ND	ND	ND	ND	ND	ND
07/08/2005	A5715202	8260/5ML	ND	ND	ND	ND	ND	ND	ND	ND	ND	ND	ND	ND
07/20/2006	6G21005-03	8260	ND	ND	ND	ND	4	ND	ND	ND	ND	ND	ND	4
07/18/2007	7G19011-05	8260	ND	ND	ND	ND	ND	ND	ND	ND	ND	ND	ND	ND
07/24/2008	5424621	8260	ND	ND	ND	ND	ND	ND	ND	ND	ND	ND	ND	ND
07/14/2009	5723631	8260	ND	ND	ND	ND	ND	ND	ND	ND	ND	ND	ND	ND
07/13/2010	6031619	8260	ND	ND	ND	ND	ND	ND	ND	ND	ND	ND	ND	ND
07/18/2011	6348769	8260	ND	ND	ND	ND	ND	ND	ND	ND	8.9	ND	ND	8.9
01/19/2012	6527708	8260	ND	ND	ND	ND	ND	ND	ND	ND	ND	ND	ND	ND
04/04/2012	6607021	8260	ND	ND	ND	ND	ND	ND	ND	ND	ND	ND	ND	ND
07/16/2012	6722034	8260	ND	ND	ND	ND	ND	ND	ND	ND	ND	ND	ND	ND
07/09/2013	7122565	8260	ND	ND	ND	ND	ND	ND	ND	ND	ND	ND	ND	ND
07/09/2014	7527867	8260	ND	ND	ND	ND	ND	ND	ND	ND	ND	ND	ND	ND

ND - Not detected, indicates parameter was analyzed for, but not detected at or above the reporting limit.

To address the NYSDEC concerns regarding the presentation and plotting of nondetected values, the data for 2001 to 2004 has been reevaluated and interpreted as follows:

- 1) Nondetected concentrations have been represented as ND for reporting purposes.
- 2) Total VOCs have been recalculated and represented as the sum of the detected parameters shown on this table.
- 3) The method change to 8260 was approved by the NYSDEC and changed in January 2005.

FORMER CARBORUNDUM FACILITY

WHEATFIELD, NEW YORK

Well Id: B-27M

Date	Lab Sample Id	Method	Carbon tetrachloride (ug/L)	Chloroform (ug/L)	1,1-Dichloroethane (ug/L)	1,1-Dichloroethene (ug/L)	Methylene chloride (ug/L)	Trans-1,2-dichloroethene (ug/L)	Cis-1,2-dichloroethylene (ug/L)	1,1,1-Trichloroethane (ug/L)	Trichloroethene (TCE) (ug/L)	Tetrachloroethylene (PCE) (ug/L)	Vinyl chloride (ug/L)	Total (ug/L)
07/12/2001	A1663805	8021	ND	ND	ND	ND	5.8	8.5	400	ND	34	ND	ND	448.3
07/16/2002	A2722910	8021	ND	ND	ND	ND	5.7	9.4	240	ND	18	ND	14	287.1
07/10/2003	A3654301	8021	ND	ND	ND	ND	ND	6.8	230	ND	4.1	ND	9	249.9
07/07/2004	A4636801	8021	ND	ND	ND	1	ND	4.4	80	ND	4.8	ND	4.1	94.3
07/14/2005	A5740601	8260/5ML	ND	ND	ND	ND	ND	3.3	50	ND	5.3	ND	2.3	60.9

ND - Not detected, indicates parameter was analyzed for, but not detected at or above the reporting limit.

To address the NYSDEC concerns regarding the presentation and plotting of nondetected values, the data for 2001 to 2004 has been reevaluated and interpreted as follows:

- 1) Nondetected concentrations have been represented as ND for reporting purposes.
- 2) Total VOCs have been recalculated and represented as the sum of the detected parameters shown on this table.
- 3) The method change to 8260 was approved by the NYSDEC and changed in January 2005.

FORMER CARBORUNDUM FACILITY

WHEATFIELD, NEW YORK

Well Id: B-28M

Date	Lab Sample Id	Method	Carbon tetrachloride (ug/L)	Chloroform (ug/L)	1,1-Dichloro-ethane (ug/L)	1,1-Dichloro-ethene (ug/L)	Methylene chloride (ug/L)	Trans-1,2-dichloro-ethene (ug/L)	Cis-1,2-dichloro-ethylene (ug/L)	1,1,1-Trichloro-ethane (ug/L)	Trichloro-ethene (TCE) (ug/L)	Tetrachloro-ethylene (PCE) (ug/L)	Vinyl chloride (ug/L)	Total (ug/L)
01/11/2001	A1035102	8021	ND	ND	ND	ND	ND	ND	1.5	ND	ND	ND	ND	1.5
04/23/2001	A1375205	8021	ND	ND	ND	ND	ND	ND	0.66 J	ND	ND	ND	ND	0.66
07/18/2001	A1682909	8021	ND	ND	ND	ND	ND	ND	ND	ND	ND	ND	ND	ND
10/17/2001	A1A23303	8021	ND	ND	ND	ND	ND	ND	ND	ND	ND	ND	ND	ND
01/17/2002	A2058506	8021	ND	ND	ND	ND	ND	ND	ND	ND	ND	ND	ND	ND
04/10/2002	A2347902	8260	ND	ND	ND	ND	ND	ND	ND	ND	0.25 J	ND	ND	0.25
07/10/2002	A2708304	8021	ND	ND	ND	ND	ND	ND	ND	ND	ND	ND	ND	ND
10/03/2002	A2980610	8021	ND	ND	ND	ND	ND	ND	ND	ND	ND	ND	ND	ND
01/16/2003	A3056002	8021	ND	ND	ND	ND	ND	ND	ND	ND	ND	ND	ND	ND
04/08/2003	A3329701	8021	ND	ND	ND	ND	ND	ND	ND	ND	ND	ND	ND	ND
07/03/2003	A3639703	8021	ND	ND	ND	ND	ND	ND	ND	ND	ND	ND	ND	ND
10/08/2003	A3978809	8021	ND	ND	ND	ND	ND	ND	ND	ND	ND	ND	ND	ND
01/08/2004	A4026304	8021	ND	ND	ND	ND	ND	ND	ND	ND	ND	ND	ND	ND
04/13/2004	A4331505	8021	ND	ND	ND	ND	ND	ND	ND	ND	ND	ND	ND	ND
06/30/2004	A4619406	8021	ND	ND	ND	ND	ND	ND	ND	ND	ND	ND	ND	ND
10/26/2004	A4A60302	8021	ND	ND	ND	ND	ND	ND	ND	ND	ND	ND	ND	ND
01/14/2005	A5038302	8260	ND	ND	ND	ND	ND	ND	ND	ND	ND	ND	ND	ND
04/05/2005	A5317606	8260	ND	ND	ND	ND	ND	ND	ND	ND	ND	ND	ND	ND
07/11/2005	A5724501	8260/5ML	ND	ND	ND	ND	ND	ND	ND	ND	ND	ND	ND	ND
10/21/2005	A5B92302	8260	ND	ND	ND	ND	ND	ND	ND	ND	ND	ND	ND	ND
01/24/2006	A6089103	8260	ND	ND	ND	ND	ND	ND	ND	ND	ND	ND	ND	ND
04/13/2006	6D14002-02	8260	ND	ND	ND	ND	ND	ND	ND	ND	ND	ND	ND	ND
07/17/2006	6G18004-06RE1	8260	ND	ND	ND	ND	4 B	ND	ND	ND	ND	ND	ND	4
10/10/2006	6J11002-09	8260	ND	ND	ND	ND	ND	ND	ND	ND	ND	ND	ND	ND
01/11/2007	7A12004-03	8260	ND	ND	ND	ND	ND	ND	ND	ND	ND	ND	ND	ND
04/05/2007	7D06002-02	8260	ND	ND	ND	ND	ND	ND	ND	ND	ND	ND	ND	ND
07/18/2007	7G19011-04	8260	ND	ND	ND	ND	ND	ND	ND	ND	ND	ND	ND	ND
10/11/2007	7J12012-04	8260	ND	ND	ND	ND	ND	ND	ND	ND	ND	ND	ND	ND
01/09/2008	8A10002-03	8260	ND	ND	ND	ND	ND	ND	ND	ND	ND	ND	ND	ND
04/07/2008	8D08002-01	8260	ND	ND	ND	ND	ND	ND	ND	ND	ND	ND	ND	ND
07/21/2008	5420901	8260	ND	ND	ND	ND	ND	ND	ND	ND	ND	ND	ND	ND
10/15/2008	5499968	8260	ND	ND	ND	ND	ND	ND	ND	ND	ND	ND	ND	ND
01/13/2009	5576507	8260	ND	ND	ND	ND	ND	ND	ND	ND	ND	ND	ND	ND
04/20/2009	5651173	8260	ND	ND	ND	ND	ND	ND	ND	ND	ND	ND	ND	ND
07/13/2009	5722291	8260	ND	ND	ND	ND	ND	ND	ND	ND	ND	ND	ND	ND
10/06/2009	5799013	8260	ND	ND	ND	ND	ND	ND	ND	ND	ND	ND	ND	ND
01/26/2010	5893227	8260	ND	ND	ND	ND	ND	ND	ND	ND	ND	ND	ND	ND

ND - Not detected, indicates parameter was analyzed for, but not detected at or above the reporting limit.

To address the NYSDEC concerns regarding the presentation and plotting of nondetected values, the data for 2001 to 2004 has been reevaluated and interpreted as follows:

- 1) Nondetected concentrations have been represented as ND for reporting purposes.
- 2) Total VOCs have been recalculated and represented as the sum of the detected parameters shown on this table.
- 3) The method change to 8260 was approved by the NYSDEC and changed in January 2005.

FORMER CARBORUNDUM FACILITY

WHEATFIELD, NEW YORK

Well Id: B-28M

Date	Lab Sample Id	Method	Carbon tetrachloride (ug/L)	Chloroform (ug/L)	1,1-Dichloro-ethane (ug/L)	1,1-Dichloro-ethene (ug/L)	Methylene chloride (ug/L)	Trans-1,2-dichloro-ethene (ug/L)	Cis-1,2-dichloro-ethylene (ug/L)	1,1,1-Trichloro-ethane (ug/L)	Trichloro-ethene (TCE) (ug/L)	Tetrachloro-ethylene (PCE) (ug/L)	Vinyl chloride (ug/L)	Total (ug/L)
04/07/2010	5948415	8260	ND	ND	ND	ND	ND	ND	ND	ND	ND	ND	ND	ND
07/15/2010	6033916	8260	ND	ND	ND	ND	ND	ND	ND	ND	ND	ND	ND	ND
10/19/2010	6116886	8260	ND	ND	ND	ND	ND	ND	ND	ND	ND	ND	ND	ND
01/27/2011	6194104	8260	ND	ND	ND	ND	ND	ND	ND	ND	ND	ND	ND	ND
04/13/2011	6258132	8260	ND	ND	ND	ND	ND	ND	ND	ND	ND	ND	ND	ND
07/25/2011	6355560	8260	ND	ND	ND	ND	ND	ND	ND	ND	ND	ND	ND	ND
10/10/2011	6433662	8260	ND	ND	ND	ND	ND	ND	ND	ND	ND	ND	ND	ND
01/25/2012	6532444	8260	ND	ND	ND	ND	ND	ND	ND	ND	ND	ND	ND	ND
04/03/2012	6605289	8260	ND	ND	ND	ND	ND	ND	ND	ND	ND	ND	ND	ND
07/19/2012	6728259	8260	ND	ND	ND	ND	ND	ND	ND	ND	ND	ND	ND	ND
10/03/2012	6812018	8260	ND	ND	ND	ND	ND	ND	ND	ND	ND	ND	ND	ND
01/17/2013	6926975	8260	ND	ND	ND	ND	ND	ND	ND	ND	ND	ND	ND	ND
04/09/2013	7016203	8260	ND	ND	ND	ND	ND	ND	ND	ND	ND	ND	ND	ND
07/11/2013	7125535	8260	ND	ND	ND	ND	ND	ND	ND	ND	ND	ND	ND	ND
11/14/2013	7278190	8260	ND	ND	ND	ND	ND	ND	ND	ND	ND	ND	ND	ND
01/20/2014	7342591	8260	ND	ND	ND	ND	ND	ND	ND	ND	ND	ND	ND	ND
04/14/2014	7430453	8260	ND	ND	ND	ND	ND	ND	ND	ND	ND	ND	ND	ND
07/14/2014	7532400	8260	ND	ND	ND	ND	ND	ND	ND	ND	ND	ND	ND	ND
10/02/2014	7623663	8260	ND	ND	ND	ND	ND	ND	ND	ND	ND	ND	ND	ND

ND - Not detected, indicates parameter was analyzed for, but not detected at or above the reporting limit.

To address the NYSDEC concerns regarding the presentation and plotting of nondetected values, the data for 2001 to 2004 has been reevaluated and interpreted as follows:

- 1) Nondetected concentrations have been represented as ND for reporting purposes.
- 2) Total VOCs have been recalculated and represented as the sum of the detected parameters shown on this table.
- 3) The method change to 8260 was approved by the NYSDEC and changed in January 2005.

FORMER CARBORUNDUM FACILITY

WHEATFIELD, NEW YORK

Well Id: B-29M

Date	Lab Sample Id	Method	Carbon tetrachloride (ug/L)	Chloroform (ug/L)	1,1-Dichloro-ethane (ug/L)	1,1-Dichloro-ethene (ug/L)	Methylene chloride (ug/L)	Trans-1,2-dichloro-ethene (ug/L)	Cis-1,2-dichloro-ethylene (ug/L)	1,1,1-Trichloro-ethane (ug/L)	Trichloro-ethene (TCE) (ug/L)	Tetrachloro-ethylene (PCE) (ug/L)	Vinyl chloride (ug/L)	Total (ug/L)
01/16/2001	A1043901	8021	ND	ND	ND	ND	ND	ND	16	ND	0.29 J	ND	1.8	18.09
04/16/2001	A1345806	624	ND	ND	ND	ND	ND	ND	11	ND	ND	ND	ND	11
07/16/2001	A1674114	8021	ND	ND	ND	ND	ND	ND	21	ND	1 J	ND	1.1 J	23.1
10/18/2001	A1A23315	8021	ND	ND	ND	ND	ND	ND	26	ND	7.8	ND	1.8	35.6
01/21/2002	A2066006	8021	ND	ND	ND	ND	ND	ND	26	ND	ND	ND	ND	26
04/17/2002	A2378401	8021	ND	ND	ND	ND	ND	ND	ND	ND	ND	ND	ND	ND
07/11/2002	A2708316	8021	ND	ND	ND	ND	ND	ND	32	ND	0.88 J	ND	2.5	35.38
10/09/2002	A2A07701	8021	ND	ND	ND	ND	ND	ND	34	ND	ND	ND	4.5	38.5
01/16/2003	A3055802	8021	ND	ND	ND	ND	ND	ND	9	ND	0.23 J	ND	0.77 J	10
04/21/2003	A3371001	8021	ND	ND	ND	ND	ND	ND	ND	ND	2.5	ND	ND	2.5
07/16/2003	A3683701	8021	ND	ND	ND	ND	ND	ND	12	ND	ND	ND	0.68 J	12.68
10/20/2003	A3A13701	8021	ND	ND	ND	ND	ND	ND	47	ND	1.5	ND	3.8	52.3
01/29/2004	A4077402	8021	ND	ND	ND	0.2 J	ND	ND	26	ND	1.8	ND	2.1	30.1
04/23/2004	A4373001	8021	ND	ND	ND	ND	ND	ND	1.2	ND	ND	ND	ND	1.2
07/21/2004	A4687001	8260	ND	ND	ND	ND	ND	ND	15	ND	0.73 J	ND	ND	15.73
10/20/2004	A4A32401	8021	ND	ND	ND	ND	ND	ND	24	ND	1.4	ND	2.4	27.8
01/13/2005	A5036206	8260	ND	ND	ND	ND	ND	ND	22	ND	1.8	ND	2.1	25.9
04/19/2005	A5387502	8260	ND	ND	ND	ND	ND	ND	12	ND	1.1 J	ND	1.4 J	14.5
07/18/2005	A5753701	8260/5ML	ND	ND	ND	ND	ND	ND	36	ND	3.2	ND	3.1	42.3
07/20/2006	6G21005-08	8260	ND	ND	ND	ND	3	ND	43	ND	8	ND	3	57
07/11/2007	7G12003-02	8260	ND	ND	ND	ND	ND	ND	30	ND	6	ND	3	39
07/25/2008	5426025	8260	ND	ND	ND	ND	ND	ND	19	ND	3 J	ND	1.8 J	23.8
07/14/2009	5723624	8260	ND	ND	ND	ND	ND	ND	17	ND	1.7 J	ND	2.6 J	21.3
07/13/2010	6031620	8260	ND	ND	ND	ND	ND	ND	6.6	ND	ND	ND	1 J	7.6
07/21/2011	6353677	8260	ND	ND	ND	ND	ND	ND	5.8	ND	ND	ND	ND	5.8
07/12/2012	6719400	8260	ND	ND	ND	ND	ND	ND	15	ND	1.9 J	ND	1.7 J	18.6
07/16/2013	7129890	8260	ND	ND	ND	ND	ND	ND	0.93 J	ND	ND	ND	ND	0.93
07/16/2014	7535885	8260	ND	ND	ND	ND	ND	ND	2	ND	ND	ND	0.57 J	2.57

ND - Not detected, indicates parameter was analyzed for, but not detected at or above the reporting limit.

To address the NYSDEC concerns regarding the presentation and plotting of nondetected values, the data for 2001 to 2004 has been reevaluated and interpreted as follows:

- 1) Nondetected concentrations have been represented as ND for reporting purposes.
- 2) Total VOCs have been recalculated and represented as the sum of the detected parameters shown on this table.
- 3) The method change to 8260 was approved by the NYSDEC and changed in January 2005.

FORMER CARBORUNDUM FACILITY

WHEATFIELD, NEW YORK

Well Id: B-31M

Date	Lab Sample Id	Method	Carbon tetrachloride (ug/L)	Chloroform (ug/L)	1,1-Dichloro-ethane (ug/L)	1,1-Dichloro-ethene (ug/L)	Methylene chloride (ug/L)	Trans-1,2-dichloro-ethene (ug/L)	Cis-1,2-dichloro-ethylene (ug/L)	1,1,1-Trichloro-ethane (ug/L)	Trichloro-ethene (TCE) (ug/L)	Tetrachloro-ethylene (PCE) (ug/L)	Vinyl chloride (ug/L)	Total (ug/L)
01/15/2001	A1041302	8021	ND	ND	ND	ND	ND	ND	4.6	ND	1 J	ND	ND	5.6
04/24/2001	A1375201	8021	ND	ND	ND	ND	ND	ND	5.5	ND	1.2	ND	ND	6.7
07/16/2001	A1674102	8021	ND	ND	ND	ND	ND	ND	7.1	ND	0.56 J	ND	0.57 J	8.23
10/10/2001	A1994706	8021	ND	ND	ND	ND	ND	ND	7.3	ND	ND	ND	0.48 J	7.78
01/17/2002	A2058501	8021	ND	ND	ND	ND	ND	0.2 J	13	ND	4	ND	ND	17.2
04/09/2002	A2332608	8260	ND	ND	ND	ND	ND	ND	4.8	ND	1.1 J	ND	ND	5.9
07/09/2002	A2695509	8021	ND	ND	ND	ND	ND	ND	7.3	ND	1.4	ND	ND	8.7
10/03/2002	A2980607	8021	ND	ND	ND	ND	ND	ND	10	ND	1.7	ND	0.29 J	11.99
01/14/2003	A3043004	8021	ND	0.78 J	ND	ND	ND	ND	6.5	ND	1.2	ND	ND	8.48
04/07/2003	A3320702	8021	ND	ND	ND	ND	ND	ND	10	ND	2.6	ND	ND	12.6
07/02/2003	A3639716	8021	ND	ND	ND	ND	ND	ND	7.7	ND	2.1	ND	ND	9.8
10/09/2003	A3978810	8021	ND	ND	ND	ND	ND	ND	13	ND	3.5	ND	ND	16.5
04/20/2004	A4356903	8021	ND	ND	ND	ND	ND	ND	2.9	ND	ND	ND	ND	2.9
07/14/2004	A4664203	8021	ND	ND	ND	ND	ND	ND	8.8	ND	3.8	ND	ND	12.6
10/25/2004	A4A54101	8021	ND	ND	ND	ND	ND	ND	13	ND	4.5	ND	ND	17.5
01/19/2005	A5050909	8260	ND	ND	ND	ND	ND	ND	5.3	ND	3.2	ND	ND	8.5
04/05/2005	A5317610	8260	ND	ND	ND	ND	ND	ND	2.4	ND	0.64 J	ND	ND	3.04
07/08/2005	A5715201	8260/5ML	ND	ND	ND	ND	ND	ND	6.6	ND	2.3	ND	ND	8.9
07/17/2006	6G18004-01	8260	ND	ND	ND	ND	ND	ND	2	ND	ND	ND	ND	2
07/18/2007	7G19011-06	8260	ND	ND	ND	ND	ND	ND	2	ND	ND	ND	ND	2
07/24/2008	5424622	8260	ND	ND	ND	ND	ND	ND	3.1 J	ND	1.1 J	ND	ND	4.2
07/14/2009	5723632	8260	ND	ND	ND	ND	ND	ND	8.5	ND	4 J	ND	ND	12.5
07/13/2010	6031618	8260	ND	ND	ND	ND	ND	ND	3 J	ND	ND	ND	ND	3
07/18/2011	6348770	8260	ND	ND	ND	ND	ND	ND	5.1	ND	ND	ND	ND	5.1
07/16/2012	6722033	8260	ND	ND	ND	ND	ND	ND	3.3 J	ND	ND	ND	ND	3.3
07/09/2013	7122566	8260	ND	ND	ND	ND	ND	ND	3.4 J	ND	ND	ND	ND	3.4
07/09/2014	7527868	8260	ND	ND	ND	ND	ND	ND	3.7	ND	ND	ND	ND	3.7

ND - Not detected, indicates parameter was analyzed for, but not detected at or above the reporting limit.

To address the NYSDEC concerns regarding the presentation and plotting of nondetected values, the data for 2001 to 2004 has been reevaluated and interpreted as follows:

- 1) Nondetected concentrations have been represented as ND for reporting purposes.
- 2) Total VOCs have been recalculated and represented as the sum of the detected parameters shown on this table.
- 3) The method change to 8260 was approved by the NYSDEC and changed in January 2005.

FORMER CARBORUNDUM FACILITY

WHEATFIELD, NEW YORK

Well Id: B-32M

Date	Lab Sample Id	Method	Carbon tetrachloride (ug/L)	Chloroform (ug/L)	1,1-Dichloro-ethane (ug/L)	1,1-Dichloro-ethene (ug/L)	Methylene chloride (ug/L)	Trans-1,2-dichloro-ethene (ug/L)	Cis-1,2-dichloro-ethylene (ug/L)	1,1,1-Trichloro-ethane (ug/L)	Trichloro-ethene (TCE) (ug/L)	Tetrachloro-ethylene (PCE) (ug/L)	Vinyl chloride (ug/L)	Total (ug/L)
01/18/2001	A1052401	8021	ND	ND	0.29 J	0.23 J	ND	1.8	47	ND	0.67 J	ND	7.5	57.49
04/18/2001	A1361303	624	ND	ND	ND	ND	ND	0.48	10	ND	ND	ND	1.1	11.58
07/18/2001	A1682902	8021	ND	ND	ND	ND	ND	0.61 J	38	ND	ND	ND	9.3	47.91
10/19/2001	A1A28802	8021	ND	ND	ND	ND	ND	0.81 J	56	ND	0.6 J	ND	9.4	66.81
01/14/2002	A2039403	8021	ND	ND	ND	ND	0.54 J	0.56 J	28	ND	1.1 J	ND	3.9	34.1
04/08/2002	A2332603	8260	ND	ND	ND	ND	ND	0.71 J	57	ND	0.68 J	ND	4.8	63.19
04/16/2002	A2369801	8021	ND	ND	0.34 J	0.27 J	ND	ND	62 D	ND	1.6	ND	5.8	70.01
07/08/2002	A2695505	8021	ND	ND	ND	ND	ND	ND	32	ND	ND	ND	2.8	34.8
10/09/2002	A2A07901	8021	ND	ND	ND	ND	ND	0.93 J	56	ND	ND	ND	9.7	66.63
01/13/2003	A3038005	8021	ND	ND	ND	ND	ND	ND	42	ND	1.9	ND	5.2	49.1
04/24/2003	A3389501	8021	ND	ND	ND	ND	ND	ND	56	ND	ND	ND	4.9	60.9
07/16/2003	A3684101	8021	ND	ND	ND	ND	ND	0.74 J	42	ND	0.51 J	ND	2.8	46.05
10/21/2003	A3A22001	8021	ND	ND	ND	ND	ND	0.91 J	61	ND	ND	ND	8.6	70.51
01/07/2004	A4012304	8021	ND	ND	ND	ND	ND	ND	38	ND	ND	ND	3.4	41.4
04/23/2004	A4372904	8021	ND	ND	ND	ND	ND	ND	36	ND	1.3	ND	2.8	40.1
07/20/2004	A4682903	8260	ND	ND	ND	ND	2.2 J	0.76 J	31	ND	0.83 J	ND	ND	34.79
07/20/2004	A4682903	8021	ND	ND	ND	ND	ND	ND	39 E	ND	ND	ND	2.5 E	41.5
10/20/2004	A4A32101	8021	ND	31	ND	ND	ND	0.52 J	ND	ND	0.67 J	ND	4.3	36.49
01/13/2005	A5036405	8260	ND	ND	0.81 J	0.61 J	ND	1.3	71 E	ND	17	ND	3.4	94.12
01/13/2005	A5036405DL	8260							69 D		16 D		2.8 D	87.8
04/19/2005	A5387302	8260	ND	ND	0.45 J	0.48 J	ND	0.4 J	42 E	ND	7.3	ND	3.9	54.53
04/19/2005	A5387302DL	8260	ND	ND	ND	ND	1.9 DJ	ND	34 D	ND	5.8 D	ND	3 D	44.7
07/19/2005	A5762201	8260/5ML	ND	ND	ND	ND	ND	1.1	39	ND	ND	ND	10	50.1
07/20/2006	6G21005-07	8260	ND	ND	ND	ND	2	1	35	ND	ND	ND	7	45
07/10/2007	7G11015-08	8260	ND	ND	ND	ND	ND	ND	28	ND	ND	ND	5	33
07/25/2008	5426032	8260	ND	ND	ND	ND	ND	1.4 J	31	ND	ND	ND	6.8	39.2
07/14/2009	5723630	8260	ND	ND	ND	ND	ND	ND	21	ND	ND	ND	10	31
07/13/2010	6031615	8260	ND	ND	ND	ND	ND	0.82 J	26	ND	ND	ND	11	37.82
07/19/2011	6350148	8260	ND	ND	1 J	ND	ND	1.4 J	54	ND	15	ND	4.7 J	76.1
01/19/2012	6527709	8260	ND	ND	1.1 J	ND	ND	1.1 J	54	ND	28	ND	1.2 J	85.4
04/03/2012	6605293	8260	ND	ND	1.4 J	ND	ND	1.9 J	61	ND	34	ND	1.1 J	99.4
07/12/2012	6719401	8260	ND	ND	ND	ND	ND	1.0 J	23	ND	1.5 J	ND	9.8	35.3
07/15/2013	7128195	8260	ND	ND	1.1 J	ND	ND	1.4 J	43	ND	31	ND	4.5 J	81
07/14/2014	7532404	8260	ND	ND	0.7 J	0.69 J	ND	1.7	43	ND	25	ND	1.9	72.99

ND - Not detected, indicates parameter was analyzed for, but not detected at or above the reporting limit.

To address the NYSDEC concerns regarding the presentation and plotting of nondetected values, the data for 2001 to 2004 has been reevaluated and interpreted as follows:

- 1) Nondetected concentrations have been represented as ND for reporting purposes.
- 2) Total VOCs have been recalculated and represented as the sum of the detected parameters shown on this table.
- 3) The method change to 8260 was approved by the NYSDEC and changed in January 2005.

FORMER CARBORUNDUM FACILITY

WHEATFIELD, NEW YORK

Well Id: B-33M

Date	Lab Sample Id	Method	Carbon tetrachloride (ug/L)	Chloroform (ug/L)	1,1-Dichloroethane (ug/L)	1,1-Dichloroethene (ug/L)	Methylene chloride (ug/L)	Trans-1,2-dichloroethene (ug/L)	Cis-1,2-dichloroethylene (ug/L)	1,1,1-Trichloroethane (ug/L)	Trichloroethene (TCE) (ug/L)	Tetrachloroethylene (PCE) (ug/L)	Vinyl chloride (ug/L)	Total (ug/L)
07/18/2001	A1682904	8021	ND	ND	ND	ND	ND	ND	ND	ND	ND	ND	ND	ND
07/10/2002	A2708305	8021	ND	ND	ND	ND	ND	ND	ND	ND	ND	ND	ND	ND
07/08/2003	A3649207	8021	ND	ND	ND	ND	ND	ND	ND	ND	ND	ND	ND	ND
07/14/2004	A4664204	8021	ND	ND	ND	ND	ND	ND	ND	ND	ND	ND	ND	ND
07/07/2005	A5706801	8260	ND	ND	ND	ND	ND	ND	ND	ND	ND	ND	ND	ND
07/20/2006	6G21005-06	8260	ND	ND	ND	ND	4	ND	ND	ND	ND	ND	ND	4
07/10/2007	7G11015-09	8260	ND	ND	ND	ND	ND	ND	ND	ND	ND	ND	ND	ND
07/25/2008	5426033	8260	ND	ND	ND	ND	ND	ND	ND	ND	ND	ND	ND	ND
07/14/2009	5723628	8260	ND	ND	ND	ND	ND	ND	ND	ND	ND	ND	ND	ND
07/13/2010	6031616	8260	ND	ND	ND	ND	ND	ND	ND	ND	ND	ND	ND	ND
07/19/2011	6350147	8260	ND	ND	ND	ND	ND	ND	ND	ND	ND	ND	ND	ND
07/12/2012	6719402	8260	ND	ND	ND	ND	ND	ND	ND	ND	ND	ND	ND	ND
07/16/2013	7129891	8260	ND	ND	ND	ND	ND	ND	ND	ND	ND	ND	ND	ND
07/14/2014	7532397	8260	ND	ND	ND	ND	ND	ND	ND	ND	ND	ND	ND	ND

ND - Not detected, indicates parameter was analyzed for, but not detected at or above the reporting limit.

To address the NYSDEC concerns regarding the presentation and plotting of nondetected values, the data for 2001 to 2004 has been reevaluated and interpreted as follows:

- 1) Nondetected concentrations have been represented as ND for reporting purposes.
- 2) Total VOCs have been recalculated and represented as the sum of the detected parameters shown on this table.
- 3) The method change to 8260 was approved by the NYSDEC and changed in January 2005.

FORMER CARBORUNDUM FACILITY

WHEATFIELD, NEW YORK

Well Id: B-34M

Date	Lab Sample Id	Method	Carbon tetrachloride (ug/L)	Chloroform (ug/L)	1,1- Dichloro- ethane (ug/L)	1,1- Dichloro ethene (ug/L)	Methylene chloride (ug/L)	Trans-1,2- dichloro- ethene (ug/L)	Cis-1,2- dichloro- ethylene (ug/L)	1,1,1- Trichloro- ethane (ug/L)	Trichloro- ethene (TCE) (ug/L)	Tetrachloro- ethylene (PCE) (ug/L)	Vinyl chloride (ug/L)	Total (ug/L)
07/18/2001	A1682903	8021	ND	ND	ND	ND	ND	ND	ND	ND	ND	ND	ND	ND
07/10/2002	A2708306	8021	ND	ND	ND	ND	ND	ND	ND	ND	ND	ND	ND	ND

ND - Not detected, indicates parameter was analyzed for, but not detected at or above the reporting limit.

To address the NYSDEC concerns regarding the presentation and plotting of nondetected values, the data for 2001 to 2004 has been reevaluated and interpreted as follows:

- 1) Nondetected concentrations have been represented as ND for reporting purposes.
- 2) Total VOCs have been recalculated and represented as the sum of the detected parameters shown on this table.
- 3) The method change to 8260 was approved by the NYSDEC and changed in January 2005.

FORMER CARBORUNDUM FACILITY

WHEATFIELD, NEW YORK

Well Id: B-35M

Date	Lab Sample Id	Method	Carbon tetrachloride (ug/L)	Chloroform (ug/L)	1,1- Dichloro- ethane (ug/L)	1,1- Dichloro ethene (ug/L)	Methylene chloride (ug/L)	Trans-1,2- dichloro- ethene (ug/L)	Cis-1,2- dichloro- ethylene (ug/L)	1,1,1- Trichloro- ethane (ug/L)	Trichloro- ethene (TCE) (ug/L)	Tetrachloro- ethylene (PCE) (ug/L)	Vinyl chloride (ug/L)	Total (ug/L)
07/18/2001	A1682906	8021	ND	ND	ND	ND	ND	ND	ND	ND	ND	ND	ND	ND
07/10/2002	A2708303	8021	ND	ND	ND	ND	ND	ND	ND	ND	ND	ND	ND	ND

ND - Not detected, indicates parameter was analyzed for, but not detected at or above the reporting limit.

To address the NYSDEC concerns regarding the presentation and plotting of nondetected values, the data for 2001 to 2004 has been reevaluated and interpreted as follows:

- 1) Nondetected concentrations have been represented as ND for reporting purposes.
- 2) Total VOCs have been recalculated and represented as the sum of the detected parameters shown on this table.
- 3) The method change to 8260 was approved by the NYSDEC and changed in January 2005.

FORMER CARBORUNDUM FACILITY

WHEATFIELD, NEW YORK

Well Id: B-37M

Date	Lab Sample Id	Method	Carbon tetrachloride (ug/L)	Chloroform (ug/L)	1,1-Dichloroethane (ug/L)	1,1-Dichloroethene (ug/L)	Methylene chloride (ug/L)	Trans-1,2-dichloroethene (ug/L)	Cis-1,2-dichloroethylene (ug/L)	1,1,1-Trichloroethane (ug/L)	Trichloroethene (TCE) (ug/L)	Tetrachloroethylene (PCE) (ug/L)	Vinyl chloride (ug/L)	Total (ug/L)
07/03/2003	A3639717	8021	ND	ND	ND	2.2	ND	13	1500 D	1.8	64000 D	ND	ND	65517
06/29/2004	A4614513	8021	ND	ND	ND	ND	ND	ND	3400	ND	24000	ND	ND	27400
07/08/2005	A5715207	8260/5ML	ND	ND	ND	1.7	ND	19	880 E	ND	1300 E	ND	ND	2200.7
07/08/2005	A5715207DL	8260/5ML	ND	ND	ND	ND	28 D	ND	1900 D	ND	4900 D	ND	ND	6828

ND - Not detected, indicates parameter was analyzed for, but not detected at or above the reporting limit.

To address the NYSDEC concerns regarding the presentation and plotting of nondetected values, the data for 2001 to 2004 has been reevaluated and interpreted as follows:

- 1) Nondetected concentrations have been represented as ND for reporting purposes.
- 2) Total VOCs have been recalculated and represented as the sum of the detected parameters shown on this table.
- 3) The method change to 8260 was approved by the NYSDEC and changed in January 2005.

FORMER CARBORUNDUM FACILITY

WHEATFIELD, NEW YORK

Well Id: B-38M

Date	Lab Sample Id	Method	Carbon tetrachloride (ug/L)	Chloroform (ug/L)	1,1-Dichloro-ethane (ug/L)	1,1-Dichloro-ethene (ug/L)	Methylene chloride (ug/L)	Trans-1,2-dichloro-ethene (ug/L)	Cis-1,2-dichloro-ethylene (ug/L)	1,1,1-Trichloro-ethane (ug/L)	Trichloro-ethene (TCE) (ug/L)	Tetrachloro-ethylene (PCE) (ug/L)	Vinyl chloride (ug/L)	Total (ug/L)
01/19/2001	A1056801	8021	ND	ND	ND	ND	ND	ND	45	ND	0.4 J	ND	ND	45.4
04/24/2001	A1375202	8021	ND	ND	ND	ND	ND	ND	48	ND	2.5	ND	ND	50.5
07/18/2001	A1682907	8021	ND	ND	ND	ND	ND	0.26 J	44	ND	1.8	ND	ND	46.06
10/19/2001	A1A28801	8021	ND	ND	ND	ND	ND	ND	43	ND	4.9	ND	1.1 J	49
01/21/2002	A2066004	8021	ND	ND	ND	ND	ND	0.51 J	48	ND	3.2	ND	ND	51.71
04/16/2002	A2370103	8021	ND	ND	0.49 J	0.26 J	ND	0.96 J	81 D	ND	3.7	ND	3.4	89.81
07/11/2002	A2708313	8021	ND	ND	0.42 J	ND	ND	1.1	84	ND	5.1	ND	ND	90.62
10/08/2002	A2999309	8021	ND	1.6	ND	ND	ND	ND	52	ND	4.8	ND	ND	58.4
10/15/2002	A2A23604	8021	ND	ND	ND	ND	ND	ND	41	ND	4.6	ND	ND	45.6
01/16/2003	A3055801	8021	ND	ND	ND	ND	ND	0.54 J	80	ND	7.8	ND	1.4 J	89.74
04/08/2003	A3329506	8021	ND	ND	ND	ND	3.4	ND	51	ND	3.9	ND	1.1 J	59.4
07/08/2003	A3649102	8021	ND	ND	ND	ND	2 J	ND	71	ND	2.8	ND	ND	75.8
10/13/2003	A3991401	8021	ND	ND	ND	ND	ND	ND	94	ND	6.1	ND	ND	100.1
01/09/2004	A4026202	8021	ND	ND	ND	ND	ND	ND	100	ND	8	ND	ND	108
04/13/2004	A4331805	8021	ND	ND	ND	ND	ND	1.1	88	ND	12	ND	ND	101.1
07/06/2004	A4636505	8021	ND	ND	1.6	1.9	ND	1.9	110	ND	23	ND	2	140.4
10/26/2004	A4A60201	8021	ND	ND	1.2	0.57 J	ND	1.3	140 E	ND	21	ND	0.85 J	164.92
01/20/2005	A5057701	8260	ND	ND	0.82 J	ND	1.1 J	0.91 J	74	ND	19	ND	ND	95.83
04/05/2005	A5317801	8260	ND	ND	1	0.63 J	ND	1.6	90 E	ND	31	ND	1.8	126.03
04/05/2005	A5317801DL	8260	ND	ND	ND	ND	2.8 D	ND	73 D	ND	24 D	ND	ND	99.8
07/11/2005	A5724702	8260/5ML	ND	ND	0.81 J	0.71 J	ND	1.3	73	ND	24	ND	ND	99.82
10/21/2005	A5B92601	8260	ND	ND	0.84 J	0.74 J	ND	1	78	ND	27	ND	1.8	109.38
01/24/2006	A6089104	8260	ND	ND	1.2	0.72 J	ND	1.3	81	ND	25	ND	2	111.22
04/13/2006	6D14002-05	8260	ND	ND	1	ND	ND	2	82	ND	33	ND	ND	118
07/17/2006	6G18004-04	8260	ND	ND	ND	ND	ND	1	66	ND	25	ND	ND	92
10/12/2006	6J16007-02RE1	8260	ND	ND	ND	ND	ND	ND	55	ND	23	ND	2	80
01/10/2007	7A11003-06	8260	ND	ND	ND	ND	ND	ND	56	ND	23	ND	2	81
04/05/2007	7D06002-03	8260	ND	ND	ND	ND	ND	ND	41	ND	20	ND	ND	61
07/18/2007	7G19011-01	8260	ND	ND	ND	ND	ND	1	58	ND	32	ND	ND	91
10/11/2007	7J12012-05	8260	ND	ND	ND	ND	ND	ND	36	ND	21	ND	ND	57
01/09/2008	8A10002-04	8260	ND	ND	ND	ND	ND	ND	63	ND	29	ND	3	95
04/08/2008	8D09003-01	8260	ND	ND	ND	ND	2 B	ND	39	ND	12	ND	ND	53
07/25/2008	5426024	8260	ND	ND	ND	ND	ND	0.88 J	48	ND	21	ND	ND	69.88
10/14/2008	5498683	8260	ND	ND	ND	ND	ND	ND	46	ND	25	ND	ND	71
01/21/2009	5582432	8260	ND	ND	ND	ND	ND	ND	54	ND	19	ND	1.4 J	74.4
04/20/2009	5651169	8260	ND	ND	ND	ND	ND	1 J	64	ND	23	ND	2 J	90
07/13/2009	5722288	8260	ND	ND	ND	ND	ND	ND	50	ND	20	ND	ND	70

ND - Not detected, indicates parameter was analyzed for, but not detected at or above the reporting limit.

To address the NYSDEC concerns regarding the presentation and plotting of nondetected values, the data for 2001 to 2004 has been reevaluated and interpreted as follows:

- 1) Nondetected concentrations have been represented as ND for reporting purposes.
- 2) Total VOCs have been recalculated and represented as the sum of the detected parameters shown on this table.
- 3) The method change to 8260 was approved by the NYSDEC and changed in January 2005.

FORMER CARBORUNDUM FACILITY

WHEATFIELD, NEW YORK

Well Id: B-38M

Date	Lab Sample Id	Method	Carbon tetrachloride (ug/L)	Chloroform (ug/L)	1,1-Dichloroethane (ug/L)	1,1-Dichloroethene (ug/L)	Methylene chloride (ug/L)	Trans-1,2-dichloroethene (ug/L)	Cis-1,2-dichloroethylene (ug/L)	1,1,1-Trichloroethane (ug/L)	Trichloroethene (TCE) (ug/L)	Tetrachloroethylene (PCE) (ug/L)	Vinyl chloride (ug/L)	Total (ug/L)
10/06/2009	5799015	8260	ND	ND	ND	ND	ND	ND	41	ND	17	ND	ND	58
01/21/2010	5889954	8260	ND	ND	ND	ND	ND	0.99 J	59	ND	24	ND	ND	83.99
04/07/2010	5948418	8260	ND	ND	ND	ND	ND	0.93 J	41	ND	19	ND	ND	60.93
07/15/2010	6033917	8260	ND	ND	ND	ND	ND	1.1 J	51	ND	30	ND	ND	82.1
10/19/2010	6116888	8260	ND	ND	ND	ND	ND	ND	37	ND	27	ND	ND	64
01/26/2011	6192957	8260	ND	ND	ND	ND	ND	ND	44	ND	23	ND	1 J	68
04/14/2011	6259036	8260	ND	ND	ND	ND	ND	0.95 J	47	ND	20	ND	ND	67.95
07/25/2011	6355559	8260	ND	ND	1.1 J	ND	ND	1.1 J	51	ND	28	ND	2 J	83.2
10/10/2011	6433657	8260	ND	ND	ND	0.91 J	ND	1.1 J	53	ND	39	ND	2.4 J	96.41
01/19/2012	6527710	8260	ND	ND	ND	ND	ND	0.92 J	44	ND	21	ND	1.1 J	67.02
04/04/2012	6607028	8260	ND	ND	1.2 J	ND	ND	1.4 J	56	ND	40	ND	ND	98.6
07/19/2012	6728256	8260	ND	ND	ND	ND	ND	0.83 J	45	ND	39	ND	1.1 J	85.93
10/03/2012	6812013	8260	ND	ND	ND	ND	ND	ND	36	ND	27	ND	ND	63
01/17/2013	6926980	8260	ND	ND	ND	ND	ND	1.1 J	48	ND	24	ND	ND	73.1
04/09/2013	7016204	8260	ND	ND	1.4 J	ND	ND	1.4 J	59	ND	44	ND	ND	105.8
07/11/2013	7125532	8260	ND	ND	1.6 J	0.94 J	ND	1.4 J	60	ND	52	ND	1.9 J	117.84
11/14/2013	7278193	8260	ND	ND	1.2 J	0.90 J	ND	ND	60	ND	51	ND	1.9 J	115
01/20/2014	7342594	8260	ND	ND	ND	ND	ND	1.2 J	50	ND	43	ND	1.3 J	95.5
04/14/2014	7430447	8260	ND	ND	0.92 J	0.83 J	ND	1.4	55	ND	59	ND	1.5	118.65
07/14/2014	7532403	8260	ND	ND	0.7 J	0.62 J	ND	1.1	46	ND	40	ND	1.2	89.62
10/02/2014	7623660	8260	ND	ND	0.62 J	0.60 J	ND	1.0	44	ND	41	ND	0.71 J	87.93

ND - Not detected, indicates parameter was analyzed for, but not detected at or above the reporting limit.

To address the NYSDEC concerns regarding the presentation and plotting of nondetected values, the data for 2001 to 2004 has been reevaluated and interpreted as follows:

- 1) Nondetected concentrations have been represented as ND for reporting purposes.
- 2) Total VOCs have been recalculated and represented as the sum of the detected parameters shown on this table.
- 3) The method change to 8260 was approved by the NYSDEC and changed in January 2005.

FORMER CARBORUNDUM FACILITY

WHEATFIELD, NEW YORK

Well Id: B-39M

Date	Lab Sample Id	Method	Carbon tetrachloride (ug/L)	Chloroform (ug/L)	1,1-Dichloro-ethane (ug/L)	1,1-Dichloro-ethene (ug/L)	Methylene chloride (ug/L)	Trans-1,2-dichloro-ethene (ug/L)	Cis-1,2-dichloro-ethylene (ug/L)	1,1,1-Trichloro-ethane (ug/L)	Trichloro-ethene (TCE) (ug/L)	Tetrachloro-ethylene (PCE) (ug/L)	Vinyl chloride (ug/L)	Total (ug/L)
01/11/2001	A1035106	8021	ND	ND	ND	ND	ND	0.21 J	4.5	ND	8.7	ND	ND	13.41
04/19/2001	A1361308	624	ND	ND	ND	ND	ND	ND	ND	ND	0.32	ND	ND	0.32
07/10/2001	A1648711	8021	ND	ND	ND	ND	ND	ND	0.84 J	ND	2.6	ND	ND	3.44
10/18/2001	A1A23312	8021	ND	ND	ND	ND	ND	ND	11	ND	97	ND	ND	108
01/24/2002	A2076707	8021	ND	ND	ND	ND	1.9 J	ND	ND	ND	5.9	ND	ND	7.8
04/15/2002	A2370202	8021	ND	ND	ND	ND	ND	ND	ND	ND	2.4	ND	ND	2.4
07/16/2002	A2722906	8021	ND	ND	ND	ND	ND	ND	0.31 J	ND	2	ND	ND	2.31
10/08/2002	A2999101	8021	ND	ND	ND	ND	ND	ND	0.27 J	ND	2.4	ND	ND	2.67
01/23/2003	A3075201	8021	ND	ND	ND	ND	ND	ND	ND	ND	1.7	ND	ND	1.7
04/25/2003	A3389603	8021	ND	ND	ND	ND	ND	ND	0.61 J	ND	2.8	ND	ND	3.41
07/21/2003	A3699404	8021	ND	ND	ND	ND	ND	ND	1.2	ND	2.6	ND	ND	3.8
10/22/2003	A3A21903	8021	ND	ND	ND	ND	ND	ND	5.4	ND	7.4	ND	ND	12.8
01/21/2004	A4053401	8021	ND	ND	ND	ND	ND	ND	2.3	ND	8.5	ND	ND	10.8
04/29/2004	A4402502	8021	ND	ND	ND	ND	ND	ND	ND	ND	3.6	ND	ND	3.6
07/16/2004	A4674301	8260	ND	ND	ND	ND	ND	ND	4	ND	10	ND	ND	14
07/16/2004	A4674301	8021	ND	ND	ND	ND	ND	ND	4.9 E	ND	8.4	ND	ND	13.3
10/12/2004	A4A09405	8021	ND	ND	ND	ND	ND	ND	4	ND	8.1	ND	ND	12.1
01/12/2005	A5036106	8260	ND	ND	ND	ND	ND	ND	1.9	ND	140 E	ND	ND	141.9
01/12/2005	A5036106DL	8260									94 D			94
04/26/2005	A5414401	8260	ND	ND	ND	ND	ND	ND	0.8 J	ND	4.3	ND	ND	5.1
07/26/2005	A5791601	8260/5ML	ND	ND	ND	ND	ND	ND	3.3	ND	8.5	ND	ND	11.8
10/21/2005	A5B92802	8260	ND	ND	ND	ND	ND	ND	2	ND	4.8	ND	ND	6.8
01/26/2006	A6102406	8260	ND	ND	ND	ND	ND	ND	2	ND	7	ND	ND	9
04/20/2006	6D21003-03	8260	ND	ND	ND	ND	ND	ND	2	ND	7	ND	ND	9
07/18/2006	6G19003-03	8260	ND	ND	ND	ND	4 B	ND	7	ND	7	ND	ND	18
10/11/2006	6J12003-06RE1	8260	ND	ND	ND	ND	ND	ND	3	ND	4	ND	ND	7
01/09/2007	7A10006-04	8260	ND	ND	ND	ND	ND	ND	2	ND	7	ND	ND	9
04/17/2007	7D18003-01	8260	ND	ND	ND	ND	ND	ND	2	ND	5	ND	ND	7
07/16/2007	7G17015-07	8260	ND	ND	ND	ND	ND	ND	4	ND	1	ND	ND	5
10/15/2007	7J16003-01	8260	ND	ND	ND	ND	ND	ND	4	ND	3	ND	ND	7
01/14/2008	8A15002-01	8260	ND	ND	ND	ND	ND	ND	4	ND	14	ND	ND	18
04/15/2008	8D16011-02	8260	ND	ND	ND	ND	5 B	ND	ND	ND	3	ND	ND	8
07/24/2008	5424626	8260	ND	ND	ND	ND	ND	ND	0.9 J	ND	4.1 J	ND	ND	5
10/16/2008	5501559	8260	ND	ND	ND	ND	ND	ND	0.87 J	ND	3 J	ND	ND	3.87
01/21/2009	5582425	8260	ND	ND	ND	ND	ND	ND	0.86 J	ND	2.5 J	ND	ND	3.36
04/16/2009	5649168	8260	ND	ND	ND	ND	ND	ND	1.7 J	ND	4.1 J	ND	ND	5.8
07/07/2009	5718467	8260	ND	ND	ND	ND	ND	ND	1.4 J	ND	3 J	ND	ND	4.4

ND - Not detected, indicates parameter was analyzed for, but not detected at or above the reporting limit.

To address the NYSDEC concerns regarding the presentation and plotting of nondetected values, the data for 2001 to 2004 has been reevaluated and interpreted as follows:

- 1) Nondetected concentrations have been represented as ND for reporting purposes.
- 2) Total VOCs have been recalculated and represented as the sum of the detected parameters shown on this table.
- 3) The method change to 8260 was approved by the NYSDEC and changed in January 2005.

FORMER CARBORUNDUM FACILITY

WHEATFIELD, NEW YORK

Well Id: B-39M

Date	Lab Sample Id	Method	Carbon tetrachloride (ug/L)	Chloroform (ug/L)	1,1-Dichloroethane (ug/L)	1,1-Dichloroethene (ug/L)	Methylene chloride (ug/L)	Trans-1,2-dichloroethene (ug/L)	Cis-1,2-dichloroethylene (ug/L)	1,1,1-Trichloroethane (ug/L)	Trichloroethene (TCE) (ug/L)	Tetrachloroethylene (PCE) (ug/L)	Vinyl chloride (ug/L)	Total (ug/L)
10/07/2009	5800391	8260	ND	ND	ND	ND	ND	ND	1 J	ND	2 J	ND	ND	3
01/25/2010	5892341	8260	ND	ND	ND	ND	ND	ND	2.4 J	ND	5.9	ND	ND	8.3
04/15/2010	5955535	8260	ND	ND	ND	ND	ND	ND	1.7 J	ND	5.1	ND	ND	6.8
07/15/2010	6033921	8260	ND	ND	ND	ND	ND	ND	1.9 J	ND	4.4 J	ND	ND	6.3
10/18/2010	6115531	8260	ND	ND	ND	ND	ND	ND	1.7 J	ND	3.8 J	ND	ND	5.5
01/24/2011	6190817	8260	ND	ND	ND	ND	ND	ND	1.3 J	ND	3.6 J	ND	ND	4.9
04/20/2011	6264712	8260	ND	ND	ND	ND	ND	ND	ND	ND	1.8 J	ND	ND	1.8
07/20/2011	6352281	8260	ND	ND	ND	ND	ND	ND	0.88 J	ND	2.2 J	ND	ND	3.08
10/11/2011	6434696	8260	ND	ND	ND	ND	ND	ND	0.94 J	ND	2.2 J	ND	ND	3.14
01/25/2012	6532443	8260	ND	ND	ND	ND	ND	ND	1.1 J	ND	4.8 J	ND	ND	5.9
04/05/2012	6608278	8260	ND	ND	ND	ND	ND	ND	3.2 J	ND	10	ND	ND	13.2
07/11/2012	6717363	8260	ND	ND	ND	ND	ND	ND	2.8 J	ND	7.3	ND	ND	10.1
10/04/2012	6814373	8260	ND	ND	ND	ND	ND	ND	4.8 J	ND	8.7	ND	ND	13.5
01/24/2013	6934228	8260	ND	ND	ND	ND	ND	ND	2.0 J	ND	10	ND	ND	12
04/02/2013	7007573	8260	ND	ND	ND	ND	ND	ND	1.8 J	ND	8.0	ND	ND	9.8
07/02/2013	7117041	8260	ND	ND	ND	ND	ND	ND	1.8 J	ND	6.8	ND	ND	8.6
11/11/2013	7273093	8260	ND	ND	ND	ND	ND	ND	1.7 J	ND	5.3	ND	ND	7
01/17/2014	7341379	8260	ND	ND	ND	ND	ND	ND	1.6 J	ND	5.2	ND	ND	6.8
04/22/2014	7439162	8260	ND	ND	ND	ND	ND	ND	2.6	ND	7.5	ND	ND	10.1
07/11/2014	7531029	8260	ND	ND	ND	ND	ND	ND	2.7	ND	8.2	ND	ND	10.9
10/03/2014	7625305	8260	ND	ND	ND	ND	ND	ND	3.3	ND	9.2	ND	ND	12.5

ND - Not detected, indicates parameter was analyzed for, but not detected at or above the reporting limit.

To address the NYSDEC concerns regarding the presentation and plotting of nondetected values, the data for 2001 to 2004 has been reevaluated and interpreted as follows:

- 1) Nondetected concentrations have been represented as ND for reporting purposes.
- 2) Total VOCs have been recalculated and represented as the sum of the detected parameters shown on this table.
- 3) The method change to 8260 was approved by the NYSDEC and changed in January 2005.

FORMER CARBORUNDUM FACILITY

WHEATFIELD, NEW YORK

Well Id: B-40M

Date	Lab Sample Id	Method	Carbon tetrachloride (ug/L)	Chloroform (ug/L)	1,1-Dichloro-ethane (ug/L)	1,1-Dichloro-ethene (ug/L)	Methylene chloride (ug/L)	Trans-1,2-dichloro-ethene (ug/L)	Cis-1,2-dichloro-ethylene (ug/L)	1,1,1-Trichloro-ethane (ug/L)	Trichloro-ethene (TCE) (ug/L)	Tetrachloro-ethylene (PCE) (ug/L)	Vinyl chloride (ug/L)	Total (ug/L)
01/11/2001	A1035107	8021	ND	ND	ND	ND	ND	1.1	5.6	ND	ND	ND	1.5 J	8.2
04/19/2001	A1361306	624	ND	ND	ND	ND	ND	ND	0.97	ND	ND	ND	ND	0.97
07/10/2001	A1648710	8021	ND	ND	ND	ND	ND	0.26 J	3.2	ND	ND	ND	0.28 J	3.74
10/18/2001	A1A23311	8021	ND	ND	ND	ND	ND	ND	3.3	ND	41	ND	ND	44.3
01/22/2002	A2066012RE	8021	ND	ND	ND	ND	ND	ND	5.1	ND	ND	ND	1.4 J	6.5
04/12/2002	A2351801	8021	ND	ND	ND	ND	ND	0.6 J	6	ND	ND	ND	0.87 J	7.47
07/12/2002	A2713907	8021	ND	ND	ND	ND	ND	ND	5	ND	ND	ND	ND	5
10/08/2002	A2999308	8021	ND	ND	ND	ND	ND	0.7 J	6.9	ND	0.58 J	ND	1 J	9.18
01/20/2003	A3060804	8021	ND	ND	ND	ND	ND	0.43 J	4.5	ND	0.29 J	ND	0.75 J	5.97
04/25/2003	A3389401	8021	ND	ND	ND	ND	ND	0.48 J	4.4	ND	ND	ND	0.58 J	5.46
07/17/2003	A3683703	8021	ND	ND	ND	ND	ND	0.38 J	3.8	ND	ND	ND	0.22 J	4.4
10/17/2003	A3A09004	8021	ND	ND	ND	ND	ND	ND	3.4	ND	ND	ND	ND	3.4
01/20/2004	A4053202	8021	ND	ND	ND	ND	ND	ND	3.1	ND	ND	ND	ND	3.1
04/29/2004	A4402401	8021	ND	ND	ND	ND	ND	ND	2.1	ND	ND	ND	ND	2.1
07/16/2004	A4674201	8021	ND	ND	ND	ND	ND	ND	3 E	ND	ND	ND	ND	3
07/16/2004	A4674201	8260	ND	ND	ND	ND	ND	0.58 J	2.9	ND	ND	ND	ND	3.48
10/12/2004	A4A09702	8021	ND	ND	ND	ND	ND	0.53 J	6.1	ND	ND	ND	ND	6.63
01/12/2005	A5036203	8260	ND	ND	ND	ND	ND	0.62 J	4.8	ND	0.38 J	ND	ND	5.8
04/26/2005	A5414301	8260	ND	ND	ND	ND	ND	0.6 J	4.3	ND	0.3 J	ND	ND	5.2
07/26/2005	A5791602	8260/5ML	ND	ND	ND	ND	ND	ND	2.1	ND	ND	ND	ND	2.1
10/21/2005	A5B92602	8260	ND	ND	ND	ND	ND	0.73 J	4.8	ND	0.91 J	ND	ND	6.44
01/27/2006	A6102501	8260	ND	ND	ND	ND	ND	0.64 J	5.4	ND	1.6	ND	ND	7.64
04/20/2006	6D21003-04	8260	ND	ND	ND	ND	ND	ND	3	ND	ND	ND	ND	3
07/18/2006	6G19003-04	8260	ND	ND	ND	ND	5 B	ND	4	ND	1	ND	ND	10
10/11/2006	6J12003-05	8260	ND	ND	ND	ND	ND	ND	5	ND	2	ND	ND	7
01/05/2007	7A05012-04	8260	ND	ND	ND	ND	3 B	ND	6	ND	3	ND	ND	12
04/17/2007	7D18003-02	8260	ND	ND	ND	ND	ND	ND	4	ND	2	ND	ND	6
07/16/2007	7G17015-10	8260	ND	ND	ND	ND	ND	ND	3	ND	ND	ND	ND	3
10/15/2007	7J16003-02	8260	ND	ND	ND	ND	ND	ND	4	ND	2	ND	ND	6
01/09/2008	8A10002-06	8260	ND	ND	ND	ND	ND	ND	4	ND	2	ND	ND	6
04/15/2008	8D16011-03	8260	ND	ND	ND	ND	4 B	ND	4	ND	3	ND	ND	11
07/23/2008	5423261	8260	ND	ND	ND	ND	ND	ND	3.1 J	ND	1.6 J	ND	ND	4.7
10/16/2008	5501558	8260	ND	ND	ND	ND	ND	ND	6.1	ND	3.2 J	ND	ND	9.3
01/21/2009	5582426	8260	ND	ND	ND	ND	ND	ND	5.9	ND	2.9 J	ND	ND	8.8
04/16/2009	5649167	8260	ND	ND	ND	ND	ND	ND	3.9 J	ND	2.5 J	ND	ND	6.4
07/07/2009	5718466	8260	ND	ND	ND	ND	ND	ND	2.7 J	ND	1.7 J	ND	ND	4.4
10/07/2009	5800392	8260	ND	ND	ND	ND	ND	ND	2.8 J	ND	1.6 J	ND	ND	4.4

ND - Not detected, indicates parameter was analyzed for, but not detected at or above the reporting limit.

To address the NYSDEC concerns regarding the presentation and plotting of nondetected values, the data for 2001 to 2004 has been reevaluated and interpreted as follows:

- 1) Nondetected concentrations have been represented as ND for reporting purposes.
- 2) Total VOCs have been recalculated and represented as the sum of the detected parameters shown on this table.
- 3) The method change to 8260 was approved by the NYSDEC and changed in January 2005.

FORMER CARBORUNDUM FACILITY

WHEATFIELD, NEW YORK

Well Id: B-40M

Date	Lab Sample Id	Method	Carbon tetrachloride (ug/L)	Chloroform (ug/L)	1,1-Dichloro-ethane (ug/L)	1,1-Dichloro-ethene (ug/L)	Methylene chloride (ug/L)	Trans-1,2-dichloro-ethene (ug/L)	Cis-1,2-dichloro-ethylene (ug/L)	1,1,1-Trichloro-ethane (ug/L)	Trichloro-ethene (TCE) (ug/L)	Tetrachloro-ethylene (PCE) (ug/L)	Vinyl chloride (ug/L)	Total (ug/L)
01/25/2010	5892342	8260	ND	ND	ND	ND	ND	ND	4.1 J	ND	2.6 J	ND	ND	6.7
04/15/2010	5955536	8260	ND	ND	ND	ND	ND	ND	3.9 J	ND	2.7 J	ND	ND	6.6
07/19/2010	6036148	8260	ND	ND	ND	ND	ND	ND	3.7 J	ND	2.5 J	ND	ND	6.2
10/18/2010	6115534	8260	ND	ND	ND	ND	ND	ND	4.4 J	ND	2 J	ND	ND	6.4
01/24/2011	6190816	8260	ND	ND	ND	ND	ND	ND	6.6	ND	4.2 J	ND	ND	10.8
04/20/2011	6264714	8260	ND	ND	ND	ND	ND	ND	2.8 J	ND	1.7 J	ND	ND	4.5
07/20/2011	6352282	8260	ND	ND	ND	ND	ND	ND	3.4 J	ND	2 J	ND	ND	5.4
10/11/2011	6434699	8260	ND	ND	ND	ND	ND	0.91 J	4.7 J	ND	2.1 J	ND	ND	7.71
01/18/2012	6526477	8260	ND	ND	ND	ND	ND	ND	4.2 J	ND	1.8 J	ND	ND	6
04/05/2012	6608277	8260	ND	ND	ND	ND	ND	ND	3.8 J	ND	6.1	ND	ND	9.9
07/11/2012	6717361	8260	ND	ND	ND	ND	ND	ND	2.6 J	ND	2.1 J	ND	ND	4.7
10/04/2012	6814370	8260	ND	ND	ND	ND	ND	ND	3.6 J	ND	2.4 J	ND	ND	6
01/24/2013	6934227	8260	ND	ND	ND	ND	ND	ND	3.3 J	ND	2.2 J	ND	ND	5.5
04/02/2013	7007574	8260	ND	ND	ND	ND	ND	ND	2.6 J	ND	1.6 J	ND	ND	4.2
07/02/2013	7117040	8260	ND	ND	ND	ND	ND	ND	2.6 J	ND	2.6 J	ND	ND	5.2
11/11/2013	7273092	8260	ND	ND	ND	ND	ND	ND	4.8 J	ND	4.5 J	ND	ND	9.3
01/17/2014	7341381	8260	ND	ND	ND	ND	ND	ND	3.4 J	ND	3.2 J	ND	ND	6.6
04/22/2014	7439161	8260	ND	ND	ND	ND	ND	ND	2.2	ND	1.4	ND	ND	3.6
07/11/2014	7531030	8260	ND	ND	ND	ND	ND	0.88 J	5.6	ND	6.9	ND	ND	13.38
10/03/2014	7625302	8260	ND	ND	ND	ND	ND	0.66 J	4.8	ND	5.1	ND	ND	10.56

ND - Not detected, indicates parameter was analyzed for, but not detected at or above the reporting limit.

To address the NYSDEC concerns regarding the presentation and plotting of nondetected values, the data for 2001 to 2004 has been reevaluated and interpreted as follows:

- 1) Nondetected concentrations have been represented as ND for reporting purposes.
- 2) Total VOCs have been recalculated and represented as the sum of the detected parameters shown on this table.
- 3) The method change to 8260 was approved by the NYSDEC and changed in January 2005.

FORMER CARBORUNDUM FACILITY

WHEATFIELD, NEW YORK

Well Id: B-41M

Date	Lab Sample Id	Method	Carbon tetrachloride (ug/L)	Chloroform (ug/L)	1,1-Dichloro-ethane (ug/L)	1,1-Dichloro-ethene (ug/L)	Methylene chloride (ug/L)	Trans-1,2-dichloro-ethene (ug/L)	Cis-1,2-dichloro-ethylene (ug/L)	1,1,1-Trichloro-ethane (ug/L)	Trichloro-ethene (TCE) (ug/L)	Tetrachloro-ethylene (PCE) (ug/L)	Vinyl chloride (ug/L)	Total (ug/L)
01/12/2001	A1035108	8021	ND	ND	ND	ND	ND	1.3	3.1	ND	0.37 J	ND	ND	4.77
04/19/2001	A1361312	624	ND	ND	ND	ND	ND	ND	0.45	ND	ND	ND	ND	0.45
07/10/2001	A1648709	8021	ND	ND	ND	ND	ND	0.55 J	1.6	ND	0.38 J	ND	ND	2.53
10/18/2001	A1A23308	8021	ND	ND	ND	ND	ND	ND	ND	ND	100	ND	ND	100
01/23/2002	A2076802RI	8021	ND	ND	ND	ND	3.5	ND	ND	ND	ND	ND	ND	3.5
04/15/2002	A2370101	8021	ND	ND	ND	ND	ND	ND	1.8	ND	1 J	ND	ND	2.8
07/15/2002	A2723101	8021	ND	ND	ND	ND	ND	ND	1.2	ND	0.47 J	ND	ND	1.67
10/08/2002	A2999207	8021	ND	ND	ND	ND	ND	0.38 J	1.4	ND	0.84 J	ND	ND	2.62
01/21/2003	A3069004	8021	ND	ND	ND	ND	ND	0.44 J	1.5	ND	0.81 J	ND	ND	2.75
04/28/2003	A3399801	8021	ND	ND	ND	ND	ND	0.57 J	2.3	ND	ND	ND	ND	2.87
07/17/2003	A3683705	8021	ND	ND	ND	ND	ND	0.52 J	2.3	ND	0.65 J	ND	ND	3.47
10/17/2003	A3A09005	8021	ND	ND	ND	ND	ND	ND	2.7	ND	ND	ND	ND	2.7
01/21/2004	A4053204	8021	ND	ND	ND	ND	ND	ND	2.4	ND	ND	ND	ND	2.4
04/30/2004	A4402402	8021	ND	ND	ND	ND	ND	1.2	3.1	ND	ND	ND	ND	4.3
07/16/2004	A4674202	8021	ND	ND	ND	ND	ND	1.1 E	2.6 E	ND	ND	ND	ND	3.7
07/16/2004	A4674202	8260	ND	ND	ND	ND	ND	0.9 J	2.3	ND	0.3 J	ND	ND	3.5
10/12/2004	A4A09701	8021	ND	ND	ND	ND	ND	1.3	6.7	ND	ND	ND	ND	8
01/18/2005	A5051003	8260	ND	ND	ND	ND	ND	0.75 J	2	ND	0.38 J	ND	ND	3.13
04/26/2005	A5414302	8260	ND	ND	ND	ND	ND	1.3	3.8	ND	ND	ND	ND	5.1
07/26/2005	A5791603	8260/5ML	ND	ND	ND	ND	ND	1.2	2.9	ND	ND	ND	ND	4.1
10/21/2005	A5B92603	8260	ND	ND	ND	ND	ND	1	4.3	ND	ND	ND	0.99 J	6.29
01/27/2006	A6102502	8260	ND	ND	ND	ND	ND	0.62 J	3.1	ND	ND	ND	ND	3.72
04/21/2006	6D21017-03	8260	ND	ND	ND	ND	ND	ND	4	ND	ND	ND	ND	4
07/18/2006	6G19003-02	8260	ND	ND	ND	ND	4 B	ND	5	ND	ND	ND	ND	9
10/12/2006	6J16007-01RE1	8260	ND	ND	ND	ND	ND	ND	3	ND	ND	ND	ND	3
01/09/2007	7A10006-07	8260	ND	ND	ND	ND	ND	ND	4	ND	1	ND	ND	5
04/17/2007	7D18003-03	8260	ND	ND	ND	ND	ND	ND	5	ND	ND	ND	ND	5
07/16/2007	7G17015-09	8260	ND	ND	ND	ND	ND	ND	4	ND	ND	ND	ND	4
10/15/2007	7J16003-03	8260	ND	ND	ND	ND	ND	ND	3	ND	ND	ND	ND	3
01/09/2008	8A10002-05	8260	ND	ND	ND	ND	ND	ND	3	ND	ND	ND	ND	3
04/16/2008	8D16026-01	8260	ND	ND	ND	ND	4 B	ND	5	ND	ND	ND	ND	9
07/16/2008	5417443	8260	ND	ND	ND	ND	ND	ND	2.5 J	ND	ND	ND	ND	2.5
10/16/2008	5501557	8260	ND	ND	ND	ND	ND	ND	4.6 J	ND	ND	ND	ND	4.6
01/21/2009	5582427	8260	ND	ND	ND	ND	ND	ND	5.9	ND	ND	ND	1.5 J	7.4
04/16/2009	5649169	8260	ND	ND	ND	ND	ND	ND	6.8	ND	ND	ND	1.4 J	8.2
07/07/2009	5718464	8260	ND	ND	ND	ND	ND	ND	4.3 J	ND	ND	ND	ND	4.3
10/07/2009	5800393	8260	ND	ND	ND	ND	ND	ND	3.3 J	ND	ND	ND	ND	3.3

ND - Not detected, indicates parameter was analyzed for, but not detected at or above the reporting limit.

To address the NYSDEC concerns regarding the presentation and plotting of nondetected values, the data for 2001 to 2004 has been reevaluated and interpreted as follows:

- 1) Nondetected concentrations have been represented as ND for reporting purposes.
- 2) Total VOCs have been recalculated and represented as the sum of the detected parameters shown on this table.
- 3) The method change to 8260 was approved by the NYSDEC and changed in January 2005.

FORMER CARBORUNDUM FACILITY

WHEATFIELD, NEW YORK

Well Id: B-41M

Date	Lab Sample Id	Method	Carbon tetrachloride (ug/L)	Chloroform (ug/L)	1,1-Dichloro-ethane (ug/L)	1,1-Dichloro-ethene (ug/L)	Methylene chloride (ug/L)	Trans-1,2-dichloro-ethene (ug/L)	Cis-1,2-dichloro-ethylene (ug/L)	1,1,1-Trichloro-ethane (ug/L)	Trichloro-ethene (TCE) (ug/L)	Tetrachloro-ethylene (PCE) (ug/L)	Vinyl chloride (ug/L)	Total (ug/L)
01/25/2010	5892343	8260	ND	ND	ND	ND	ND	ND	5.4	ND	ND	ND	ND	5.4
04/15/2010	5955537	8260	ND	ND	ND	ND	ND	ND	6	ND	ND	ND	1.8 J	7.8
07/19/2010	6036149	8260	ND	ND	ND	ND	ND	ND	4.1 J	ND	ND	ND	ND	4.1
10/18/2010	6115535	8260	ND	ND	ND	ND	ND	ND	3.1 J	ND	ND	ND	ND	3.1
01/24/2011	6190821	8260	ND	ND	ND	ND	ND	ND	3.8 J	ND	ND	ND	ND	3.8
04/20/2011	6264717	8260	ND	ND	ND	ND	ND	ND	7.4	ND	ND	ND	2.9 J	10.3
07/20/2011	6352283	8260	ND	ND	ND	ND	ND	ND	4.9 J	ND	ND	ND	ND	4.9
10/11/2011	6434700	8260	ND	ND	ND	ND	ND	ND	4.4 J	ND	ND	ND	ND	4.4
01/18/2012	6526476	8260	ND	ND	ND	ND	ND	ND	6.2	ND	5.8	ND	ND	12
04/05/2012	6608276	8260	ND	ND	ND	ND	ND	ND	7.9	ND	10	ND	ND	17.9
07/11/2012	6717360	8260	ND	ND	ND	ND	ND	ND	5.8	ND	ND	ND	ND	5.8
10/04/2012	6814365	8260	ND	ND	ND	ND	ND	ND	4.6 J	ND	ND	ND	ND	4.6
01/24/2013	6934226	8260	ND	ND	ND	ND	ND	ND	7.8	ND	ND	ND	ND	7.8
04/02/2013	7007575	8260	ND	ND	ND	ND	ND	ND	6.8	ND	ND	ND	ND	6.8
07/02/2013	7117037	8260	ND	ND	ND	ND	ND	ND	5.7	ND	ND	ND	ND	5.7
11/14/2013	7278189	8260	ND	ND	ND	ND	ND	ND	7.2	ND	ND	ND	2.5 J	9.7
01/17/2014	7341382	8260	ND	ND	ND	ND	ND	ND	6.5	ND	ND	ND	ND	6.5
04/22/2014	7439160	8260	ND	ND	ND	ND	ND	ND	7.9	ND	ND	ND	0.84 J	8.74
07/11/2014	7531032	8260	ND	ND	ND	ND	ND	ND	5.4	ND	ND	ND	ND	5.4
10/03/2014	7625301	8260	ND	ND	ND	ND	ND	ND	4.6	ND	ND	ND	ND	4.6

ND - Not detected, indicates parameter was analyzed for, but not detected at or above the reporting limit.

To address the NYSDEC concerns regarding the presentation and plotting of nondetected values, the data for 2001 to 2004 has been reevaluated and interpreted as follows:

- 1) Nondetected concentrations have been represented as ND for reporting purposes.
- 2) Total VOCs have been recalculated and represented as the sum of the detected parameters shown on this table.
- 3) The method change to 8260 was approved by the NYSDEC and changed in January 2005.

FORMER CARBORUNDUM FACILITY

WHEATFIELD, NEW YORK

Well Id: B-42M

Date	Lab Sample Id	Method	Carbon tetrachloride (ug/L)	Chloroform (ug/L)	1,1-Dichloro-ethane (ug/L)	1,1-Dichloro-ethene (ug/L)	Methylene chloride (ug/L)	Trans-1,2-dichloro-ethene (ug/L)	Cis-1,2-dichloro-ethylene (ug/L)	1,1,1-Trichloro-ethane (ug/L)	Trichloro-ethene (TCE) (ug/L)	Tetrachloro-ethylene (PCE) (ug/L)	Vinyl chloride (ug/L)	Total (ug/L)
01/12/2001	A1035114	8021	ND	ND	ND	ND	2.1 J	1.2	51	ND	23	ND	ND	77.3
04/20/2001	A1366404	624	ND	ND	ND	ND	ND	ND	39	ND	380 D	ND	ND	419
07/11/2001	A1648704	8021	ND	ND	0.27 J	ND	ND	1.4	45	ND	14	ND	9.4	70.07
10/17/2001	A1A23307	8021	ND	ND	ND	ND	ND	0.4 J	12	ND	3	ND	ND	15.4
11/12/2001	A1B23801	8021	ND	ND	ND	ND	ND	0.56 J	8	ND	4	ND	ND	12.56
01/24/2002	A2076710	8021	ND	ND	ND	ND	ND	0.5 J	8.2	ND	4.8	ND	0.44 J	13.94
04/18/2002	A2378803	8021	ND	ND	ND	ND	ND	0.43 J	4.2	ND	4.1	ND	ND	8.73
07/16/2002	A2722908	8021	ND	ND	ND	ND	ND	0.6 J	8.2	ND	3.9	ND	ND	12.7
10/11/2002	A2A14401	8021	ND	ND	ND	ND	ND	1.5	16	ND	6	ND	ND	23.5
01/23/2003	A3075204	8021	ND	ND	ND	ND	ND	ND	8.9	ND	12	ND	ND	20.9
04/23/2003	A3376302	8021	ND	ND	ND	ND	ND	1.2	12	ND	6.9	ND	0.67 J	20.77
07/22/2003	A3699405	8021	ND	ND	ND	ND	ND	1	15	ND	5.2	ND	ND	21.2
10/22/2003	A3A28303	8021	ND	ND	ND	ND	ND	2	28	ND	8.2	ND	1.4 J	39.6
01/21/2004	A4053402	8021	ND	ND	ND	ND	ND	ND	11	ND	6.9	ND	ND	17.9
04/28/2004	A4387603	8021	ND	ND	ND	ND	ND	1.1	10	ND	4.9	ND	ND	16
07/09/2004	A4647101	8021	ND	ND	ND	ND	ND	1	8.5	ND	4.3	ND	ND	13.8
10/08/2004	A4994202	8021	ND	ND	ND	ND	ND	ND	6.2	ND	3.5	ND	ND	9.7
01/18/2005	A5051101	8260	ND	ND	ND	ND	ND	0.34 J	2.6	ND	2.6	ND	ND	5.54
04/26/2005	A5414403	8260	ND	ND	ND	ND	ND	0.43 J	5.1	ND	3.6	ND	ND	9.13
07/26/2005	A5791701	8260/5ML	ND	ND	ND	ND	ND	1	8.2	ND	3.9	ND	ND	13.1
10/20/2005	A5B92005	8260	ND	ND	ND	ND	ND	1.5	13	ND	5.9	ND	2.2	22.6
01/24/2006	A6089108	8260	ND	ND	ND	ND	ND	ND	4.1	ND	2.9	ND	ND	7
04/19/2006	6D20002-05	8260	ND	ND	ND	ND	ND	ND	6	ND	4	ND	ND	10
07/18/2006	6G19003-08	8260	ND	ND	ND	ND	5 B	ND	7	ND	3	ND	ND	15
10/11/2006	6J12003-03	8260	ND	ND	ND	ND	ND	1	10	ND	4	ND	ND	15
01/10/2007	7A11003-01	8260	ND	ND	ND	ND	ND	ND	3	ND	2	ND	ND	5
04/16/2007	7D17002-01	8260	ND	ND	ND	ND	ND	ND	5	ND	3	ND	ND	8
07/16/2007	7G17015-02	8260	ND	ND	ND	ND	2	ND	3	ND	2	ND	ND	7
10/09/2007	7J10006-09	8260	ND	ND	ND	ND	ND	ND	4	ND	3	ND	ND	7
01/14/2008	8A15002-02	8260	ND	ND	ND	ND	ND	ND	8	ND	4	ND	ND	12
04/14/2008	8D15002-01	8260	ND	ND	ND	ND	2 B	ND	6	ND	3	ND	ND	11
07/23/2008	5423257	8260	ND	ND	ND	ND	ND	0.81 J	6.8	ND	2.4 J	ND	ND	10.01
10/16/2008	5501561	8260	ND	ND	ND	ND	ND	ND	16	ND	31	ND	ND	47
01/21/2009	5582431	8260	ND	ND	ND	ND	ND	ND	6.8	ND	5 J	ND	ND	11.8
04/15/2009	5647725	8260	ND	ND	ND	ND	ND	1.3 J	11	ND	3.7 J	ND	ND	16
07/07/2009	5718476	8260	ND	ND	ND	ND	ND	0.98 J	7.8	ND	2.7 J	ND	ND	11.48
10/07/2009	5800382	8260	ND	ND	ND	ND	ND	ND	6.8	ND	2.6 J	ND	ND	9.4

ND - Not detected, indicates parameter was analyzed for, but not detected at or above the reporting limit.

To address the NYSDEC concerns regarding the presentation and plotting of nondetected values, the data for 2001 to 2004 has been reevaluated and interpreted as follows:

- 1) Nondetected concentrations have been represented as ND for reporting purposes.
- 2) Total VOCs have been recalculated and represented as the sum of the detected parameters shown on this table.
- 3) The method change to 8260 was approved by the NYSDEC and changed in January 2005.

FORMER CARBORUNDUM FACILITY

WHEATFIELD, NEW YORK

Well Id: B-42M

Date	Lab Sample Id	Method	Carbon tetrachloride (ug/L)	Chloroform (ug/L)	1,1-Dichloroethane (ug/L)	1,1-Dichloroethene (ug/L)	Methylene chloride (ug/L)	Trans-1,2-dichloroethene (ug/L)	Cis-1,2-dichloroethylene (ug/L)	1,1,1-Trichloroethane (ug/L)	Trichloroethene (TCE) (ug/L)	Tetrachloroethylene (PCE) (ug/L)	Vinyl chloride (ug/L)	Total (ug/L)
01/20/2010	5888920	8260	ND	ND	ND	ND	ND	0.81 J	8.3	ND	2.6 J	ND	ND	11.71
04/13/2010	5953085	8260	ND	ND	ND	ND	ND	1.6 J	14	ND	3.7 J	ND	ND	19.3
07/14/2010	6032685	8260	ND	ND	ND	ND	ND	1 J	9.1	ND	2.6 J	ND	ND	12.7
10/14/2010	6113373	8260	ND	ND	ND	ND	ND	ND	6.9	ND	2 J	ND	ND	8.9
01/25/2011	6191892	8260	ND	ND	ND	ND	ND	1.1 J	10	ND	2.7 J	ND	ND	13.8
04/19/2011	6263086	8260	ND	ND	ND	ND	ND	1.2 J	10	ND	3.8 J	ND	ND	15
07/13/2011	6343977	8260	ND	ND	ND	ND	ND	ND	6.9	ND	2.6 J	ND	ND	9.5
10/12/2011	6435897	8260	ND	ND	ND	ND	ND	ND	5.3	ND	1.9 J	ND	ND	7.2
01/18/2012	6526475	8260	ND	ND	ND	ND	ND	ND	5.7	ND	2.1 J	ND	ND	7.8
04/09/2012	6610605	8260	ND	ND	ND	ND	ND	1.7 J	16	ND	13	ND	1.2 J	31.9
07/18/2012	6726433	8260	ND	ND	ND	ND	ND	0.90 J	8.3	ND	3.1 J	ND	ND	12.3
10/02/2012	6810726	8260	ND	ND	ND	ND	ND	0.83 J	6.5	ND	2.3 J	ND	ND	9.63
01/22/2013	6931421	8260	ND	ND	ND	ND	ND	ND	6.3	ND	3.2 J	ND	ND	9.5
04/04/2013	7011181	8260	ND	ND	ND	ND	ND	1.3 J	11	ND	7.7	ND	ND	20
07/08/2013	7120728	8260	ND	ND	ND	ND	ND	ND	4.9 J	ND	3.2 J	ND	ND	8.1
11/12/2013	7275074	8260	ND	ND	ND	ND	ND	ND	2.7 J	ND	1.9 J	ND	ND	4.6
01/16/2014	7340029	8260	ND	ND	ND	ND	ND	ND	2.2 J	ND	1.8 J	ND	ND	4
04/16/2014	7433452	8260	ND	ND	ND	ND	ND	1	7.8	ND	9.3	ND	ND	18.1
07/11/2014	7531036	8260	ND	ND	ND	ND	ND	ND	3.9	ND	2.8	ND	ND	6.7
10/06/2014	7626654	8260	ND	ND	ND	ND	ND	ND	3.0	ND	2.4	ND	ND	5.4

ND - Not detected, indicates parameter was analyzed for, but not detected at or above the reporting limit.

To address the NYSDEC concerns regarding the presentation and plotting of nondetected values, the data for 2001 to 2004 has been reevaluated and interpreted as follows:

- 1) Nondetected concentrations have been represented as ND for reporting purposes.
- 2) Total VOCs have been recalculated and represented as the sum of the detected parameters shown on this table.
- 3) The method change to 8260 was approved by the NYSDEC and changed in January 2005.

FORMER CARBORUNDUM FACILITY

WHEATFIELD, NEW YORK

Well Id: B-43M

Date	Lab Sample Id	Method	Carbon tetrachloride (ug/L)	Chloroform (ug/L)	1,1-Dichloro-ethane (ug/L)	1,1-Dichloro-ethene (ug/L)	Methylene chloride (ug/L)	Trans-1,2-dichloro-ethene (ug/L)	Cis-1,2-dichloro-ethylene (ug/L)	1,1,1-Trichloro-ethane (ug/L)	Trichloro-ethene (TCE) (ug/L)	Tetrachloro-ethylene (PCE) (ug/L)	Vinyl chloride (ug/L)	Total (ug/L)
01/12/2001	A1035113	8021	ND	ND	1.4	ND	ND	ND	34	ND	4.5	ND	2.7	42.6
04/20/2001	A1366405	624	ND	ND	ND	ND	ND	ND	4.6	ND	2.9	ND	ND	7.5
07/11/2001	A1648701	8021	ND	ND	0.35 J	ND	ND	ND	2.1	ND	0.83 J	ND	0.3 J	3.58
11/12/2001	A1B23802	8021	ND	ND	ND	ND	ND	ND	14	ND	6.4	ND	0.37 J	20.77
01/21/2002	A2066007	8021	ND	ND	ND	ND	ND	0.61 J	13	ND	6.1	ND	ND	19.71
04/11/2002	A2348302	8021	ND	ND	ND	ND	ND	0.61 J	11	ND	6.3	ND	ND	17.91
07/11/2002	A2708317	8021	ND	ND	ND	ND	ND	ND	10	ND	5.4	ND	ND	15.4
10/08/2002	A2999303	8021	ND	ND	ND	ND	ND	0.38 J	6	ND	4.3	ND	0.29 J	10.97
01/16/2003	A3055804	8021	ND	ND	0.29 J	ND	ND	0.4 J	6.3	ND	3.4	ND	1.2 J	11.59
04/29/2003	A3398701	8021	ND	ND	ND	ND	ND	ND	3.8	ND	2.4	ND	0.34 J	6.54
07/17/2003	A3683706	8021	ND	ND	ND	ND	ND	ND	2.1	ND	1.1 J	ND	ND	3.2
10/16/2003	A3A09002	8021	ND	ND	ND	ND	ND	ND	3.7	ND	8.1	ND	ND	11.8
01/20/2004	A4053201	8021	ND	ND	ND	ND	ND	ND	10	ND	8.9	ND	ND	18.9
04/28/2004	A4387602	8021	ND	ND	ND	ND	ND	ND	2	ND	1.4	ND	ND	3.4
07/09/2004	A4647301	8021	ND	ND	ND	ND	ND	ND	4.3	ND	8.2	ND	ND	12.5
10/07/2004	A4994505	8021	ND	ND	ND	ND	ND	ND	7.4	ND	36	ND	ND	43.4
01/18/2005	A5051001	8260	ND	ND	ND	ND	ND	0.82 J	8.9	ND	5.5	ND	1.5 J	16.72
04/21/2005	A5402202	8260	ND	ND	ND	ND	ND	0.83 J	10	ND	40 E	ND	ND	50.83
04/21/2005	A5402202DL	8260	ND	ND	ND	ND	ND	0.69 DJ	8.6 D	ND	34 D	ND	ND	43.29
07/26/2005	A5791702	8260/5ML	ND	ND	ND	ND	ND	1.6	17	ND	79	ND	ND	97.6
10/20/2005	A5B91801	8260	ND	ND	ND	ND	ND	0.64 J	6	ND	6.8	ND	1.3 J	14.74
01/26/2006	A6102402	8260	ND	ND	ND	ND	ND	0.74 J	12	ND	4.6	ND	3.8	21.14
04/20/2006	6D21003-01	8260	ND	ND	ND	ND	ND	ND	12	ND	3	ND	3	18
07/18/2006	6G19003-07	8260	ND	ND	ND	ND	4 B	ND	8	ND	4	ND	ND	16
10/11/2006	6J12003-02	8260	ND	ND	ND	ND	ND	1	12	ND	36	ND	ND	49
01/10/2007	7A11003-02	8260	ND	ND	ND	ND	ND	ND	12	ND	5	ND	4	21
04/16/2007	7D17002-02	8260	ND	ND	ND	ND	ND	ND	9	ND	2	ND	ND	11
07/16/2007	7G17015-03	8260	ND	ND	ND	ND	ND	ND	9	ND	2	ND	3	14
10/10/2007	7J11002-07	8260	ND	ND	ND	ND	ND	ND	8	ND	3	ND	2	13
01/14/2008	8A15002-03	8260	ND	ND	ND	ND	ND	ND	9	ND	2	ND	2	13
04/14/2008	8D15002-02	8260	ND	ND	ND	ND	3 B	ND	5	ND	ND	ND	ND	8
07/23/2008	5423258	8260	ND	ND	ND	ND	ND	ND	8.5	ND	2.3 J	ND	2.6 J	13.4
10/16/2008	5501560	8260	ND	ND	ND	ND	ND	ND	10	ND	2.8 J	ND	3.1 J	15.9
01/15/2009	5578617	8260	ND	ND	ND	ND	ND	ND	9.1	ND	5.3	ND	2.5 J	16.9
04/15/2009	5647721	8260	ND	ND	ND	ND	ND	ND	7.2	ND	ND	ND	2.2 J	9.4
07/07/2009	5718475	8260	ND	ND	ND	ND	ND	ND	8.4	ND	2 J	ND	2.6 J	13
10/07/2009	5800384	8260	ND	ND	ND	ND	ND	ND	7.7	ND	2.7 J	ND	2.1 J	12.5

ND - Not detected, indicates parameter was analyzed for, but not detected at or above the reporting limit.

To address the NYSDEC concerns regarding the presentation and plotting of nondetected values, the data for 2001 to 2004 has been reevaluated and interpreted as follows:

- 1) Nondetected concentrations have been represented as ND for reporting purposes.
- 2) Total VOCs have been recalculated and represented as the sum of the detected parameters shown on this table.
- 3) The method change to 8260 was approved by the NYSDEC and changed in January 2005.

FORMER CARBORUNDUM FACILITY

WHEATFIELD, NEW YORK

Well Id: B-43M

Date	Lab Sample Id	Method	Carbon tetrachloride (ug/L)	Chloroform (ug/L)	1,1-Dichloro-ethane (ug/L)	1,1-Dichloro-ethene (ug/L)	Methylene chloride (ug/L)	Trans-1,2-dichloro-ethene (ug/L)	Cis-1,2-dichloro-ethylene (ug/L)	1,1,1-Trichloro-ethane (ug/L)	Trichloro-ethene (TCE) (ug/L)	Tetrachloro-ethylene (PCE) (ug/L)	Vinyl chloride (ug/L)	Total (ug/L)
01/20/2010	5888917	8260	ND	ND	ND	ND	ND	ND	6	ND	1.7 J	ND	1.5 J	9.2
04/13/2010	5953084	8260	ND	ND	ND	ND	ND	ND	5.9	ND	2.6 J	ND	ND	8.5
07/14/2010	6032683	8260	ND	ND	ND	ND	ND	ND	9.9	ND	2.8 J	ND	3 J	15.7
10/12/2010	6109758	8260	ND	ND	ND	ND	ND	ND	9.4	ND	3.3 J	ND	2.6 J	15.3
01/25/2011	6191891	8260	ND	ND	ND	ND	ND	ND	9.8	ND	3.1 J	ND	2.7 J	15.6
04/19/2011	6263085	8260	ND	ND	ND	ND	ND	ND	3.1 J	ND	ND	ND	ND	3.1
07/13/2011	6343976	8260	ND	ND	ND	ND	ND	ND	11	ND	3.8 J	ND	5.1	19.9
10/12/2011	6435898	8260	ND	ND	ND	ND	ND	ND	11	ND	3.4 J	ND	2.3 J	16.7
01/16/2012	6523836	8260	ND	ND	ND	ND	ND	ND	10	ND	3.3 J	ND	4.0 J	17.3
04/09/2012	6610604	8260	ND	ND	ND	ND	ND	ND	15	ND	27	ND	ND	42
07/18/2012	6726434	8260	ND	ND	ND	ND	ND	ND	11	ND	3.0 J	ND	4.3 J	18.3
10/02/2012	6810725	8260	ND	ND	ND	ND	ND	ND	11	ND	3.4 J	ND	2.9 J	17.3
01/22/2013	6931417	8260	ND	ND	ND	ND	ND	ND	5.9	ND	1.6 J	ND	3.1 J	10.6
04/04/2013	7011178	8260	ND	ND	ND	ND	ND	ND	9.5	ND	15	ND	ND	24.5
07/08/2013	7120729	8260	ND	ND	ND	ND	ND	ND	5.0	ND	2.4 J	ND	1.5 J	8.9
11/12/2013	7275073	8260	ND	ND	ND	ND	ND	ND	6.8	ND	1.4 J	ND	5.3	13.5
01/16/2014	7340031	8260	ND	ND	ND	ND	ND	ND	7.2	ND	1.2 J	ND	3.3 J	11.7
04/16/2014	7433451	8260	ND	ND	ND	ND	ND	ND	5.2	ND	13	ND	1.5	19.7
07/11/2014	7531035	8260	ND	ND	ND	ND	ND	ND	7.4	ND	1	ND	3.8	12.2
10/06/2014	7626657	8260	ND	ND	ND	ND	ND	ND	6.8	ND	ND	ND	3.5	10.3

ND - Not detected, indicates parameter was analyzed for, but not detected at or above the reporting limit.

To address the NYSDEC concerns regarding the presentation and plotting of nondetected values, the data for 2001 to 2004 has been reevaluated and interpreted as follows:

- 1) Nondetected concentrations have been represented as ND for reporting purposes.
- 2) Total VOCs have been recalculated and represented as the sum of the detected parameters shown on this table.
- 3) The method change to 8260 was approved by the NYSDEC and changed in January 2005.

FORMER CARBORUNDUM FACILITY

WHEATFIELD, NEW YORK

Well Id: B-44M

Date	Lab Sample Id	Method	Carbon tetrachloride (ug/L)	Chloroform (ug/L)	1,1-Dichloro-ethane (ug/L)	1,1-Dichloro-ethene (ug/L)	Methylene chloride (ug/L)	Trans-1,2-dichloro-ethene (ug/L)	Cis-1,2-dichloro-ethylene (ug/L)	1,1,1-Trichloro-ethane (ug/L)	Trichloro-ethene (TCE) (ug/L)	Tetrachloro-ethylene (PCE) (ug/L)	Vinyl chloride (ug/L)	Total (ug/L)
01/13/2001	A1041307	8021	ND	ND	7.6	1.2	ND	1.1	38	1.9	8	ND	15	72.8
04/25/2001	A1382101	8021	ND	ND	6	ND	ND	0.25 J	33	0.4 J	4.3	ND	7.7	51.65
07/11/2001	A1648703	8021	ND	ND	4.5	ND	ND	ND	23	ND	3	ND	2.4	32.9
11/12/2001	A1B23803	8021	ND	ND	6.1	ND	ND	ND	33	ND	27	ND	4.5	70.6
01/22/2002	A2066013	8021	ND	ND	ND	ND	14	ND	22	ND	ND	ND	ND	36
04/12/2002	A2351802	8021	ND	ND	7.6	ND	ND	ND	33	ND	5.9	ND	5.6	52.1
07/15/2002	A2723103	8021	ND	ND	7.8	ND	ND	ND	28	ND	5.5	ND	4.4	45.7
10/09/2002	A2A07501	8021	ND	ND	9.2	ND	ND	ND	49	0.76 J	10	ND	15	83.96
01/21/2003	A3069001	8021	ND	0.54 J	7.4	ND	ND	ND	25	ND	5.5	ND	4.9	43.34
04/29/2003	A3398702	8021	ND	ND	11	ND	ND	ND	44	0.79 J	10	ND	27	92.79
07/17/2003	A3683704	8021	ND	ND	8.3	ND	ND	ND	36	0.45 J	4.8	ND	13	62.55
10/17/2003	A3A09003	8021	ND	ND	8.4	ND	ND	ND	26	ND	1.6	ND	20	56
01/20/2004	A4053203	8021	ND	ND	9.1	ND	ND	ND	15	ND	1.9	ND	9.7	35.7
04/28/2004	A4387601	8021	ND	ND	8.5	ND	ND	ND	27	ND	3.2	ND	23	61.7
07/09/2004	A4647302	8021	ND	ND	8	ND	ND	ND	15	ND	1.6	ND	19	43.6
10/07/2004	A4994504	8021	ND	ND	6.3	ND	ND	ND	5	ND	2.4	ND	5.6	19.3
01/18/2005	A5051002	8260	ND	ND	8.1	ND	ND	0.34 J	9.1	0.25 J	2.4	ND	4.9	25.09
04/21/2005	A5402201	8260	ND	ND	7.3	ND	ND	0.47 J	21	0.49 J	5.8	ND	15	50.06
07/22/2005	A5778502	8260/5ML	ND	ND	5.9	ND	ND	ND	14	ND	3.6	ND	5.5	29
10/21/2005	A5B92604	8260	ND	ND	8.7	ND	ND	ND	9.1	ND	3.7	ND	6.6	28.1
01/26/2006	A6102403	8260	ND	ND	9.1	ND	ND	0.63 J	16	0.65 J	8.1	ND	16	50.48
04/20/2006	6D21003-02	8260	ND	ND	7	ND	ND	ND	7	ND	2	ND	8	24
07/18/2006	6G19003-06	8260	ND	ND	7	ND	11 B	ND	8	ND	3	ND	5	34
10/11/2006	6J12003-04	8260	ND	ND	8	ND	ND	ND	12	ND	6	ND	9	35
01/10/2007	7A11003-03	8260	ND	ND	6	ND	ND	ND	5	ND	10	ND	6	27
04/17/2007	7D18003-04	8260	ND	ND	5	ND	ND	ND	1	ND	ND	ND	3	9
07/16/2007	7G17015-04	8260	ND	ND	7	ND	ND	ND	8	ND	5	ND	7	27
10/10/2007	7J11002-08	8260	ND	ND	6	ND	ND	ND	7	ND	4	ND	4	21
01/14/2008	8A15002-04	8260	ND	ND	7	ND	ND	ND	9	ND	5	ND	6	27
04/15/2008	8D16011-01	8260	ND	ND	5	ND	4 B	ND	4	ND	2	ND	4	19
07/28/2008	5426819	8260	ND	ND	7.7	ND	ND	ND	8.1	ND	5.2	ND	7.2	28.2
10/16/2008	5501564	8260	ND	ND	9.6	ND	ND	ND	11	ND	6.7	ND	7.5	34.8
01/15/2009	5578616	8260	ND	ND	8.3	ND	ND	ND	8.9	ND	7.4	ND	6.3	30.9
04/15/2009	5647726	8260	ND	ND	7	ND	ND	ND	5.8	ND	4.4 J	ND	5 J	22.2
07/07/2009	5718477	8260	ND	ND	8.6	ND	ND	ND	9.5	ND	5.7	ND	6.9	30.7
10/07/2009	5800386	8260	ND	ND	9	ND	ND	ND	9.3	ND	5.7	ND	9.1	33.1
01/20/2010	5888916	8260	ND	ND	10	ND	ND	ND	11	ND	6.8	ND	7.3	35.1

ND - Not detected, indicates parameter was analyzed for, but not detected at or above the reporting limit.

To address the NYSDEC concerns regarding the presentation and plotting of nondetected values, the data for 2001 to 2004 has been reevaluated and interpreted as follows:

- 1) Nondetected concentrations have been represented as ND for reporting purposes.
- 2) Total VOCs have been recalculated and represented as the sum of the detected parameters shown on this table.
- 3) The method change to 8260 was approved by the NYSDEC and changed in January 2005.

FORMER CARBORUNDUM FACILITY

WHEATFIELD, NEW YORK

Well Id: B-44M

Date	Lab Sample Id	Method	Carbon tetrachloride (ug/L)	Chloroform (ug/L)	1,1-Dichloro-ethane (ug/L)	1,1-Dichloro-ethene (ug/L)	Methylene chloride (ug/L)	Trans-1,2-dichloro-ethene (ug/L)	Cis-1,2-dichloro-ethylene (ug/L)	1,1,1-Trichloro-ethane (ug/L)	Trichloro-ethene (TCE) (ug/L)	Tetrachloro-ethylene (PCE) (ug/L)	Vinyl chloride (ug/L)	Total (ug/L)
04/12/2010	5951991	8260	ND	ND	7	ND	ND	ND	5.7	ND	3.4 J	ND	6	22.1
07/14/2010	6032684	8260	ND	ND	9.3	ND	ND	ND	10	ND	5.6	ND	6.9	31.8
10/12/2010	6109757	8260	ND	ND	11	ND	ND	ND	11	ND	6.3	ND	7.9	36.2
01/25/2011	6191893	8260	ND	ND	8.8	ND	ND	ND	10	ND	5.5	ND	7.1	31.4
04/19/2011	6263084	8260	ND	ND	6.7	ND	ND	ND	2.8 J	ND	1.5 J	ND	4.3 J	15.3
07/13/2011	6343973	8260	ND	ND	11	ND	ND	ND	12	ND	5.9	ND	7.1	36
10/12/2011	6435904	8260	ND	ND	9.9	ND	ND	0.82 J	12	ND	6.1	ND	6.6	35.42
01/16/2012	6523835	8260	ND	ND	8.6	ND	ND	ND	11	ND	5.5	ND	5.7	30.8
04/09/2012	6610603	8260	ND	ND	7.2	ND	ND	ND	53	ND	68	ND	6.5	134.7
07/18/2012	6726432	8260	ND	ND	8.7	ND	ND	ND	6.5	ND	3.2 J	ND	3.7 J	22.1
10/02/2012	6810731	8260	ND	ND	9.3	ND	ND	ND	13	ND	5.2	ND	7.4	34.9
01/24/2013	6934234	8260	ND	ND	8.4	ND	ND	ND	11	ND	4.8 J	ND	4.8 J	29
04/04/2013	7011177	8260	ND	ND	6.6	ND	ND	ND	26	ND	46	ND	4.7 J	83.3
07/08/2013	7120733	8260	ND	ND	7.7	ND	ND	ND	10	ND	4.5 J	ND	5.1	27.3
11/12/2013	7275072	8260	ND	ND	9.3	ND	ND	ND	11	ND	4.6 J	ND	6.8	31.7
01/16/2014	7340030	8260	ND	ND	6.8	ND	ND	ND	11	ND	3.8 J	ND	4.4 J	26
04/16/2014	7433450	8260	ND	ND	6.3	ND	ND	0.6 J	20	ND	53	ND	2.7	82.6
07/11/2014	7531039	8260	ND	ND	6.9	ND	ND	0.57 J	10	ND	4.1	ND	3.8	25.37
10/06/2014	7626652	8260	ND	ND	7.6	ND	ND	0.59 J	10	ND	4.0	ND	4.3	26.49

ND - Not detected, indicates parameter was analyzed for, but not detected at or above the reporting limit.

To address the NYSDEC concerns regarding the presentation and plotting of nondetected values, the data for 2001 to 2004 has been reevaluated and interpreted as follows:

- 1) Nondetected concentrations have been represented as ND for reporting purposes.
- 2) Total VOCs have been recalculated and represented as the sum of the detected parameters shown on this table.
- 3) The method change to 8260 was approved by the NYSDEC and changed in January 2005.

FORMER CARBORUNDUM FACILITY

WHEATFIELD, NEW YORK

Well Id: B-45M

Date	Lab Sample Id	Method	Carbon tetrachloride (ug/L)	Chloroform (ug/L)	1,1-Dichloro-ethane (ug/L)	1,1-Dichloro-ethene (ug/L)	Methylene chloride (ug/L)	Trans-1,2-dichloro-ethene (ug/L)	Cis-1,2-dichloro-ethylene (ug/L)	1,1,1-Trichloro-ethane (ug/L)	Trichloro-ethene (TCE) (ug/L)	Tetrachloro-ethylene (PCE) (ug/L)	Vinyl chloride (ug/L)	Total (ug/L)
01/18/2001	A1052404	8021	ND	1	ND	ND	ND	ND	ND	ND	ND	ND	ND	1
04/18/2001	A1361301	624	ND	ND	ND	ND	ND	ND	ND	ND	ND	ND	ND	ND
07/18/2001	A1682901	8021	ND	ND	ND	ND	ND	ND	ND	ND	ND	ND	ND	ND
10/12/2001	A1A01003	8021	ND	ND	ND	ND	ND	ND	ND	ND	ND	ND	ND	ND
01/15/2002	A2039404	8021	ND	ND	ND	ND	ND	0.72 J	7.3	ND	0.66 J	ND	0.24 J	8.92
04/08/2002	A2332604	8260	ND	ND	ND	ND	ND	ND	1.1	ND	ND	ND	ND	1.1
07/08/2002	A2695504	8021	ND	ND	ND	ND	ND	ND	ND	ND	ND	ND	ND	ND
10/03/2002	A2980606	8021	ND	ND	ND	ND	ND	ND	0.21 J	ND	0.67 J	ND	ND	0.88
01/13/2003	A3038007	8021	ND	ND	ND	ND	ND	ND	1.6	ND	0.67 J	ND	ND	2.27
04/08/2003	A3329702	8021	ND	ND	ND	ND	ND	ND	1.2	ND	ND	ND	ND	1.2
07/03/2003	A3639718	8021	ND	ND	ND	ND	ND	ND	8.8	ND	66 E	ND	ND	74.8
07/03/2003	A3639718RE	8021	ND	ND	ND	ND	ND	ND	ND	ND	ND	ND	ND	ND
10/10/2003	A3983802	8021	ND	ND	ND	ND	ND	ND	ND	ND	ND	ND	ND	ND
01/08/2004	A4026307	8021	ND	ND	ND	ND	ND	ND	ND	ND	ND	ND	ND	ND
04/13/2004	A4331507	8021	ND	ND	ND	ND	ND	ND	ND	ND	ND	ND	ND	ND
06/30/2004	A4619404	8021	ND	ND	ND	ND	ND	ND	ND	ND	ND	ND	ND	ND
10/22/2004	A4A47804	8021	ND	ND	ND	ND	ND	ND	1.3	ND	ND	ND	ND	1.3
01/13/2005	A5036406	8260	ND	ND	ND	ND	ND	ND	0.86 J	ND	0.7 J	ND	ND	1.56
04/05/2005	A5317608	8260	ND	ND	ND	ND	ND	ND	0.35 J	ND	ND	ND	ND	0.35
07/12/2005	A5733103	8260/5ML	ND	ND	ND	ND	ND	ND	ND	ND	ND	ND	ND	ND
07/20/2006	6G21005-02	8260	ND	ND	ND	ND	3	ND	ND	ND	ND	ND	ND	3
07/10/2007	7G11015-10	8260	ND	ND	ND	ND	ND	ND	ND	ND	ND	ND	ND	ND
07/25/2008	5426026	8260	ND	ND	ND	ND	ND	ND	ND	ND	1.3 J	ND	ND	1.3
07/14/2009	5723627	8260	ND	ND	ND	ND	ND	ND	ND	ND	ND	ND	ND	ND
07/13/2010	6031613	8260	ND	ND	ND	ND	ND	ND	ND	ND	ND	ND	ND	ND
07/19/2011	6350146	8260	ND	ND	ND	ND	ND	ND	ND	ND	ND	ND	ND	ND
07/12/2012	6719393	8260	ND	ND	ND	ND	ND	ND	ND	ND	ND	ND	ND	ND
07/15/2013	7128196	8260	ND	ND	ND	ND	ND	ND	ND	ND	ND	ND	ND	ND
07/14/2014	7532398	8260	ND	ND	ND	ND	ND	ND	ND	ND	ND	ND	ND	ND

ND - Not detected, indicates parameter was analyzed for, but not detected at or above the reporting limit.

To address the NYSDEC concerns regarding the presentation and plotting of nondetected values, the data for 2001 to 2004 has been reevaluated and interpreted as follows:

- 1) Nondetected concentrations have been represented as ND for reporting purposes.
- 2) Total VOCs have been recalculated and represented as the sum of the detected parameters shown on this table.
- 3) The method change to 8260 was approved by the NYSDEC and changed in January 2005.

FORMER CARBORUNDUM FACILITY

WHEATFIELD, NEW YORK

Well Id: B-46M

Date	Lab Sample Id	Method	Carbon tetrachloride (ug/L)	Chloroform (ug/L)	1,1-Dichloro-ethane (ug/L)	1,1-Dichloro-ethene (ug/L)	Methylene chloride (ug/L)	Trans-1,2-dichloro-ethene (ug/L)	Cis-1,2-dichloro-ethylene (ug/L)	1,1,1-Trichloro-ethane (ug/L)	Trichloro-ethene (TCE) (ug/L)	Tetrachloro-ethylene (PCE) (ug/L)	Vinyl chloride (ug/L)	Total (ug/L)
01/17/2001	A1052405	8021	ND	0.62 J	ND	ND	1.4 J	2.3	54	ND	2.8	ND	3.2	64.32
04/18/2001	A1361304	624	ND	ND	ND	ND	ND	ND	5.8	ND	0.26	ND	ND	6.06
07/18/2001	A1682905	8021	ND	ND	ND	ND	ND	0.32 J	29	ND	1.7	ND	0.61 J	31.63
10/12/2001	A1A01004	8021	ND	ND	ND	ND	ND	0.46 J	41	ND	1.1 J	ND	2.3	44.86
01/15/2002	A2039405	8021	ND	ND	ND	ND	ND	0.46 J	31	ND	1.3	ND	1.7 J	34.46
04/09/2002	A2332611	8260	ND	ND	0.28 J	0.23 J	ND	0.88 J	62 D	ND	2.7	ND	1.8	67.89
07/09/2002	A2695508	8021	ND	ND	ND	ND	ND	ND	52	ND	ND	ND	ND	52
10/03/2002	A2980608	8021	ND	ND	ND	ND	ND	ND	120	ND	6.6	ND	3.3	129.9
01/14/2003	A3043003	8021	ND	ND	ND	ND	ND	1.1	58	ND	3.4	ND	2.9	65.4
04/08/2003	A3329705	8021	ND	ND	ND	ND	ND	ND	12	ND	0.44 J	ND	0.52 J	12.96
07/02/2003	A3639701	8021	ND	ND	ND	ND	ND	ND	36	ND	ND	ND	1.4 J	37.4
10/09/2003	A3978812	8021	ND	ND	ND	ND	ND	ND	150	ND	5.1	ND	3.8	158.9
01/08/2004	A4026306	8021	ND	ND	ND	ND	ND	ND	23	ND	1.5	ND	1.1 J	25.6
04/13/2004	A4331506	8021	ND	ND	ND	ND	ND	ND	82	ND	6.9	ND	2.5	91.4
06/30/2004	A4619405	8021	ND	ND	1.3	ND	ND	2.6	120	ND	8.7	ND	6.4	139
10/22/2004	A4A47805	8021	ND	ND	0.67 J	ND	ND	1.7	130 D	ND	9.2	ND	4.1	147.37
01/13/2005	A5036407	8260	ND	ND	ND	ND	ND	1.8	100	ND	11	ND	5.4	118.2
04/05/2005	A5317609	8260	ND	ND	ND	ND	ND	ND	1.8	ND	ND	ND	ND	1.8
07/12/2005	A5733104	8260/5ML	ND	ND	0.57 J	ND	ND	1.6	82	ND	8.2	ND	5.6	97.97
07/20/2006	6G21005-01	8260	ND	ND	ND	ND	3	1	59	ND	7	ND	4	74
07/10/2007	7G11015-11RE1	8260	ND	ND	ND	ND	ND	ND	33	ND	5	ND	2	40
07/25/2008	5426034	8260	ND	ND	ND	ND	ND	ND	18	ND	1.2 J	ND	2.7 J	21.9
07/14/2009	5723629	8260	ND	ND	ND	ND	ND	ND	28	ND	4.3 J	ND	3.2 J	35.5
07/13/2010	6031617	8260	ND	ND	ND	ND	ND	ND	29	ND	7.7	ND	2.7 J	39.4
07/19/2011	6350138	8260	ND	ND	ND	ND	ND	ND	38	ND	8.9	ND	3 J	49.9
07/12/2012	6719403	8260	ND	ND	ND	ND	ND	ND	46	ND	10	ND	3.3 J	59.3
07/15/2013	7128197	8260	ND	ND	ND	ND	ND	ND	49	ND	10	ND	2.5 J	61.5
07/14/2014	7532399	8260	ND	ND	ND	ND	ND	0.51 J	32	ND	5.1	ND	1.9	39.51

ND - Not detected, indicates parameter was analyzed for, but not detected at or above the reporting limit.

To address the NYSDEC concerns regarding the presentation and plotting of nondetected values, the data for 2001 to 2004 has been reevaluated and interpreted as follows:

- 1) Nondetected concentrations have been represented as ND for reporting purposes.
- 2) Total VOCs have been recalculated and represented as the sum of the detected parameters shown on this table.
- 3) The method change to 8260 was approved by the NYSDEC and changed in January 2005.

FORMER CARBORUNDUM FACILITY

WHEATFIELD, NEW YORK

Well Id: B-48M

Date	Lab Sample Id	Method	Carbon tetrachloride (ug/L)	Chloroform (ug/L)	1,1-Dichloro-ethane (ug/L)	1,1-Dichloro-ethene (ug/L)	Methylene chloride (ug/L)	Trans-1,2-dichloro-ethene (ug/L)	Cis-1,2-dichloro-ethylene (ug/L)	1,1,1-Trichloro-ethane (ug/L)	Trichloro-ethene (TCE) (ug/L)	Tetrachloro-ethylene (PCE) (ug/L)	Vinyl chloride (ug/L)	Total (ug/L)
01/15/2001	A1041306	8021	ND	ND	ND	ND	ND	5.8	77	ND	31	ND	18	131.8
04/25/2001	A1382104	8021	ND	ND	ND	ND	ND	ND	10	ND	37	ND	ND	47
07/11/2001	A1648712	8021	ND	0.84 J	ND	ND	1.2 J	2.6	90	ND	9.6	ND	25	129.24
10/17/2001	A1A23302	8021	ND	ND	ND	ND	3.1	ND	13	ND	170	ND	ND	186.1
01/24/2002	A2076709	8021	ND	ND	ND	ND	ND	0.63 J	9.7	ND	15	ND	ND	25.33
04/15/2002	A2370204	8021	ND	ND	ND	ND	ND	0.46 J	7.8	ND	22	ND	ND	30.26
07/16/2002	A2722917	8021	ND	ND	ND	ND	ND	0.53 J	8.2	ND	25	ND	ND	33.73
10/09/2002	A2A07505	8021	ND	ND	ND	ND	ND	ND	8.2	ND	17	ND	ND	25.2
01/23/2003	A3075203	8021	ND	ND	ND	ND	ND	ND	7.9	ND	15	ND	ND	22.9
04/28/2003	A3399701	8021	ND	ND	ND	ND	ND	1	16	ND	20	ND	0.55 J	37.55
07/18/2003	A3689002	8021	ND	ND	ND	ND	ND	0.67 J	12	ND	13	ND	ND	25.67
10/22/2003	A3A28304	8021	ND	ND	ND	ND	ND	ND	10	ND	13	ND	ND	23
01/22/2004	A4057103	8021	ND	ND	ND	ND	ND	ND	3	ND	6.5	ND	ND	9.5
04/27/2004	A4387502	8021	ND	ND	ND	ND	ND	ND	3.2	ND	8.5	ND	ND	11.7
07/13/2004	A4663802	8021	ND	ND	ND	ND	ND	ND	2.6	ND	6.7	ND	ND	9.3
10/13/2004	A4A09401	8021	ND	ND	ND	ND	ND	ND	4.1	ND	6.6	ND	ND	10.7
01/12/2005	A5036102	8260	ND	ND	ND	ND	ND	ND	1.4	ND	5	ND	ND	6.4
04/21/2005	A5402002	8260	ND	ND	ND	ND	ND	ND	1	ND	4.6	ND	ND	5.6
07/21/2005	A5768402	8260/5ML	ND	ND	ND	ND	ND	ND	1.6	ND	5.6	ND	ND	7.2
10/20/2005	A5B92002	8260	ND	ND	ND	ND	ND	ND	2.3	ND	6.1	ND	ND	8.4
01/24/2006	A6089114	8260	ND	ND	ND	ND	ND	ND	0.79 J	ND	2.2	ND	ND	2.99
04/18/2006	6D19002-01	8260	ND	ND	ND	ND	2	ND	ND	ND	3	ND	ND	5
07/21/2006	6G21018-01	8260	ND	ND	ND	ND	ND	ND	2	ND	4	ND	ND	6
10/12/2006	6J16007-03RE1	8260	ND	ND	ND	ND	ND	ND	ND	ND	2	ND	ND	2
01/05/2007	7A05012-01	8260	ND	ND	ND	ND	ND	ND	ND	ND	2	ND	ND	2
04/11/2007	7D12002-01	8260	ND	ND	ND	ND	ND	ND	ND	ND	3	ND	ND	3
07/12/2007	7G13019-06	8260	ND	ND	ND	ND	ND	ND	ND	ND	2	ND	ND	2
10/11/2007	7J12012-07	8260	ND	ND	ND	ND	ND	ND	ND	ND	1	ND	ND	1
01/08/2008	8A09005-02	8260	ND	ND	ND	ND	ND	ND	ND	ND	1	ND	ND	1
04/10/2008	8D11008-04	8260	ND	ND	ND	ND	ND	ND	ND	ND	3	ND	ND	3
07/24/2008	5424628	8260	ND	ND	ND	ND	ND	ND	0.95 J	ND	2.9 J	ND	ND	3.85
10/15/2008	5499971	8260	ND	ND	ND	ND	ND	ND	1.4 J	ND	2.9 J	ND	ND	4.3
01/14/2009	5577591	8260	ND	ND	ND	ND	ND	ND	1.3 J	ND	2.7 J	ND	ND	4
04/14/2009	5646767	8260	ND	ND	ND	ND	ND	ND	1 J	ND	2.9 J	ND	ND	3.9
07/09/2009	5720681	8260	ND	ND	ND	ND	ND	ND	1.1 J	ND	2.4 J	ND	ND	3.5
10/05/2009	5797960	8260	ND	ND	ND	ND	ND	ND	0.91 J	ND	2.3 J	ND	ND	3.21
01/21/2010	5889955	8260	ND	ND	ND	ND	ND	ND	ND	ND	ND	ND	ND	ND

ND - Not detected, indicates parameter was analyzed for, but not detected at or above the reporting limit.

To address the NYSDEC concerns regarding the presentation and plotting of nondetected values, the data for 2001 to 2004 has been reevaluated and interpreted as follows:

- 1) Nondetected concentrations have been represented as ND for reporting purposes.
- 2) Total VOCs have been recalculated and represented as the sum of the detected parameters shown on this table.
- 3) The method change to 8260 was approved by the NYSDEC and changed in January 2005.

FORMER CARBORUNDUM FACILITY

WHEATFIELD, NEW YORK

Well Id: B-48M

Date	Lab Sample Id	Method	Carbon tetrachloride (ug/L)	Chloroform (ug/L)	1,1-Dichloro-ethane (ug/L)	1,1-Dichloro-ethene (ug/L)	Methylene chloride (ug/L)	Trans-1,2-dichloro-ethene (ug/L)	Cis-1,2-dichloro-ethylene (ug/L)	1,1,1-Trichloro-ethane (ug/L)	Trichloro-ethene (TCE) (ug/L)	Tetrachloro-ethylene (PCE) (ug/L)	Vinyl chloride (ug/L)	Total (ug/L)
04/14/2010	5954142	8260	ND	ND	ND	ND	ND	ND	ND	ND	1.7 J	ND	ND	1.7
07/14/2010	6032690	8260	ND	ND	ND	ND	ND	ND	ND	ND	1.7 J	ND	ND	1.7
10/14/2010	6113374	8260	ND	ND	ND	ND	ND	ND	ND	ND	1.5 J	ND	ND	1.5
01/25/2011	6191898	8260	ND	ND	ND	ND	ND	ND	ND	ND	ND	ND	ND	ND
04/18/2011	6261654	8260	ND	ND	ND	ND	ND	ND	ND	ND	1.5 J	ND	ND	1.5
07/20/2011	6352284	8260	ND	ND	ND	ND	ND	ND	ND	ND	1.2 J	ND	ND	1.2
10/11/2011	6434705	8260	ND	ND	ND	ND	ND	ND	ND	ND	ND	ND	ND	ND
01/18/2012	6526474	8260	ND	ND	ND	ND	ND	ND	ND	ND	ND	ND	ND	ND
04/10/2012	6612012	8260	ND	ND	ND	ND	ND	ND	ND	ND	2.1 J	ND	ND	2.1
07/18/2012	6726438	8260	ND	ND	ND	ND	ND	ND	ND	ND	ND	ND	ND	ND
10/02/2012	6810735	8260	ND	ND	ND	ND	ND	ND	ND	ND	ND	ND	ND	ND
01/22/2013	6931411	8260	ND	ND	ND	ND	ND	ND	ND	ND	1.0 J	ND	ND	1
04/03/2013	7010222	8260	ND	ND	ND	ND	ND	ND	ND	ND	1.8 J	ND	ND	1.8
07/09/2013	7122577	8260	ND	ND	ND	ND	ND	ND	ND	ND	1.2 J	ND	ND	1.2
11/13/2013	7276543	8260	ND	ND	ND	ND	ND	ND	ND	ND	ND	ND	ND	ND
01/16/2014	7340028	8260	ND	ND	ND	ND	ND	ND	ND	ND	ND	ND	ND	ND
04/23/2014	7440681	8260	ND	ND	ND	ND	ND	ND	ND	ND	3.3	ND	ND	3.3
07/08/2014	7526292	8260	ND	ND	ND	ND	ND	ND	ND	ND	0.86 J	ND	ND	0.86
10/03/2014	7625311	8260	ND	ND	ND	ND	ND	ND	ND	ND	0.76 J	ND	ND	0.76

ND - Not detected, indicates parameter was analyzed for, but not detected at or above the reporting limit.

To address the NYSDEC concerns regarding the presentation and plotting of nondetected values, the data for 2001 to 2004 has been reevaluated and interpreted as follows:

- 1) Nondetected concentrations have been represented as ND for reporting purposes.
- 2) Total VOCs have been recalculated and represented as the sum of the detected parameters shown on this table.
- 3) The method change to 8260 was approved by the NYSDEC and changed in January 2005.

FORMER CARBORUNDUM FACILITY

WHEATFIELD, NEW YORK

Well Id: B-49M

Date	Lab Sample Id	Method	Carbon tetrachloride (ug/L)	Chloroform (ug/L)	1,1-Dichloro-ethane (ug/L)	1,1-Dichloro-ethene (ug/L)	Methylene chloride (ug/L)	Trans-1,2-dichloro-ethene (ug/L)	Cis-1,2-dichloro-ethylene (ug/L)	1,1,1-Trichloro-ethane (ug/L)	Trichloro-ethene (TCE) (ug/L)	Tetrachloro-ethylene (PCE) (ug/L)	Vinyl chloride (ug/L)	Total (ug/L)
01/15/2001	A1041305	8021	ND	ND	ND	ND	ND	ND	2.2	ND	0.55 J	ND	ND	2.75
04/25/2001	A1382103	8021	ND	ND	ND	ND	ND	ND	0.72 J	ND	2.3	ND	ND	3.02
07/11/2001	A1648717	8021	ND	ND	ND	ND	ND	ND	0.74 J	ND	1.8	ND	ND	2.54
10/17/2001	A1A23301	8021	ND	ND	ND	ND	ND	ND	2.2	ND	120	ND	ND	122.2
01/24/2002	A2076706	8021	ND	ND	ND	ND	3.2	ND	ND	ND	ND	ND	ND	3.2
04/15/2002	A2370201	8021	ND	ND	ND	ND	ND	ND	ND	ND	0.45 J	ND	ND	0.45
07/15/2002	A2722904	8021	ND	ND	ND	ND	ND	ND	ND	ND	ND	ND	ND	ND
10/09/2002	A2A07504	8021	ND	ND	ND	ND	ND	ND	ND	ND	ND	ND	ND	ND
01/22/2003	A3068903	8021	ND	ND	ND	ND	ND	ND	ND	ND	ND	ND	ND	ND
04/23/2003	A3376303	8021	ND	ND	ND	ND	ND	ND	ND	ND	ND	ND	ND	ND
07/18/2003	A3689001	8021	ND	ND	ND	ND	ND	ND	ND	ND	0.31 J	ND	ND	0.31
10/22/2003	A3A21904	8021	ND	ND	ND	ND	ND	ND	ND	ND	ND	ND	ND	ND
01/22/2004	A4057102	8021	ND	ND	ND	ND	ND	ND	ND	ND	ND	ND	ND	ND
04/27/2004	A4387503	8021	ND	ND	ND	ND	ND	ND	ND	ND	ND	ND	ND	ND
07/13/2004	A4663803	8021	ND	ND	ND	ND	ND	ND	ND	ND	ND	ND	ND	ND
10/13/2004	A4A09402	8021	ND	ND	ND	ND	ND	ND	ND	ND	ND	ND	ND	ND
01/12/2005	A5036103	8260	ND	ND	ND	ND	ND	ND	ND	ND	ND	ND	ND	ND
04/21/2005	A5402003	8260	ND	ND	ND	ND	ND	ND	ND	ND	ND	ND	ND	ND
07/21/2005	A5768403	8260/5ML	ND	ND	ND	ND	ND	ND	0.51 J	ND	2.6	ND	ND	3.11
10/20/2005	A5B92003	8260	ND	ND	ND	ND	ND	ND	ND	ND	ND	ND	ND	ND
01/24/2006	A6089115	8260	ND	ND	ND	ND	ND	ND	ND	ND	ND	ND	ND	ND
04/18/2006	6D19002-02	8260	ND	ND	ND	ND	2	ND	ND	ND	ND	ND	ND	2
07/21/2006	6G21018-02	8260	ND	ND	ND	ND	ND	ND	ND	ND	ND	ND	ND	ND
10/12/2006	6J16007-04	8260	ND	ND	ND	ND	ND	ND	ND	ND	ND	ND	ND	ND
01/05/2007	7A05012-02	8260	ND	ND	ND	ND	5 B	ND	ND	ND	ND	ND	ND	5
04/11/2007	7D12002-02	8260	ND	ND	ND	ND	ND	ND	ND	ND	ND	ND	ND	ND
07/12/2007	7G13019-09	8260	ND	ND	ND	ND	ND	ND	ND	ND	ND	ND	ND	ND
10/11/2007	7J12012-08	8260	ND	ND	ND	ND	ND	ND	ND	ND	ND	ND	ND	ND
01/08/2008	8A09005-03	8260	ND	ND	ND	ND	ND	ND	ND	ND	1	ND	ND	1
04/10/2008	8D11008-05	8260	ND	ND	ND	ND	2	ND	ND	ND	ND	ND	ND	2
07/16/2008	5417445	8260	ND	ND	ND	ND	ND	ND	ND	ND	ND	ND	ND	ND
10/15/2008	5499972	8260	ND	ND	ND	ND	ND	ND	ND	ND	ND	ND	ND	ND
01/14/2009	5577588	8260	ND	ND	ND	ND	ND	ND	ND	ND	ND	ND	ND	ND
04/14/2009	5646768	8260	ND	ND	ND	ND	ND	ND	ND	ND	ND	ND	ND	ND
07/09/2009	5720679	8260	ND	ND	ND	ND	ND	ND	ND	ND	ND	ND	ND	ND
10/05/2009	5797959	8260	ND	ND	ND	ND	ND	ND	ND	ND	ND	ND	ND	ND
01/21/2010	5889957	8260	ND	ND	ND	ND	ND	ND	ND	ND	ND	ND	ND	ND

ND - Not detected, indicates parameter was analyzed for, but not detected at or above the reporting limit.

To address the NYSDEC concerns regarding the presentation and plotting of nondetected values, the data for 2001 to 2004 has been reevaluated and interpreted as follows:

- 1) Nondetected concentrations have been represented as ND for reporting purposes.
- 2) Total VOCs have been recalculated and represented as the sum of the detected parameters shown on this table.
- 3) The method change to 8260 was approved by the NYSDEC and changed in January 2005.

FORMER CARBORUNDUM FACILITY

WHEATFIELD, NEW YORK

Well Id: B-49M

Date	Lab Sample Id	Method	Carbon tetrachloride (ug/L)	Chloroform (ug/L)	1,1-Dichloro-ethane (ug/L)	1,1-Dichloro-ethene (ug/L)	Methylene chloride (ug/L)	Trans-1,2-dichloro-ethene (ug/L)	Cis-1,2-dichloro-ethylene (ug/L)	1,1,1-Trichloro-ethane (ug/L)	Trichloro-ethene (TCE) (ug/L)	Tetrachloro-ethylene (PCE) (ug/L)	Vinyl chloride (ug/L)	Total (ug/L)
04/14/2010	5954141	8260	ND	ND	ND	ND	ND	ND	ND	ND	ND	ND	ND	ND
07/14/2010	6032691	8260	ND	ND	ND	ND	ND	ND	ND	ND	ND	ND	ND	ND
10/14/2010	6113375	8260	ND	ND	ND	ND	ND	ND	ND	ND	ND	ND	ND	ND
01/25/2011	6191901	8260	ND	ND	ND	ND	ND	ND	ND	ND	ND	ND	ND	ND
04/18/2011	6261655	8260	ND	ND	ND	ND	ND	ND	ND	ND	ND	ND	ND	ND
07/20/2011	6352287	8260	ND	ND	ND	ND	ND	ND	ND	ND	ND	ND	ND	ND
10/11/2011	6434706	8260	ND	ND	ND	ND	ND	ND	ND	ND	ND	ND	ND	ND
01/17/2012	6524428	8260	ND	ND	ND	ND	ND	ND	ND	ND	ND	ND	ND	ND
04/11/2012	6613965	8260	ND	ND	ND	ND	ND	ND	ND	ND	1.8 J	ND	ND	1.8
07/18/2012	6726440	8260	ND	ND	ND	ND	ND	ND	ND	ND	ND	ND	ND	ND
10/02/2012	6810736	8260	ND	ND	ND	ND	ND	ND	ND	ND	ND	ND	ND	ND
01/22/2013	6931412	8260	ND	ND	ND	ND	ND	ND	ND	ND	ND	ND	ND	ND
04/03/2013	7010223	8260	ND	ND	ND	ND	ND	ND	ND	ND	ND	ND	ND	ND
07/09/2013	7122574	8260	ND	ND	ND	ND	ND	ND	ND	ND	ND	ND	ND	ND
11/13/2013	7276542	8260	ND	ND	ND	ND	ND	ND	ND	ND	ND	ND	ND	ND
01/16/2014	7340034	8260	ND	ND	ND	ND	ND	ND	ND	ND	ND	ND	ND	ND
04/23/2014	7440683	8260	ND	ND	ND	ND	ND	ND	ND	ND	1.6	ND	ND	1.6
07/08/2014	7526293	8260	ND	ND	ND	ND	ND	ND	ND	ND	ND	ND	ND	ND
10/03/2014	7625310	8260	ND	ND	ND	ND	ND	ND	ND	ND	ND	ND	ND	ND

ND - Not detected, indicates parameter was analyzed for, but not detected at or above the reporting limit.

To address the NYSDEC concerns regarding the presentation and plotting of nondetected values, the data for 2001 to 2004 has been reevaluated and interpreted as follows:

- 1) Nondetected concentrations have been represented as ND for reporting purposes.
- 2) Total VOCs have been recalculated and represented as the sum of the detected parameters shown on this table.
- 3) The method change to 8260 was approved by the NYSDEC and changed in January 2005.

FORMER CARBORUNDUM FACILITY

WHEATFIELD, NEW YORK

Well Id: B-50M

Date	Lab Sample Id	Method	Carbon tetrachloride (ug/L)	Chloroform (ug/L)	1,1-Dichloro-ethane (ug/L)	1,1-Dichloro-ethene (ug/L)	Methylene chloride (ug/L)	Trans-1,2-dichloro-ethene (ug/L)	Cis-1,2-dichloro-ethylene (ug/L)	1,1,1-Trichloro-ethane (ug/L)	Trichloro-ethene (TCE) (ug/L)	Tetrachloro-ethylene (PCE) (ug/L)	Vinyl chloride (ug/L)	Total (ug/L)
01/16/2001	A1043903	8021	ND	ND	ND	ND	ND	ND	1.7	ND	5.8	ND	ND	7.5
04/17/2001	A1345703	624	ND	ND	ND	ND	ND	ND	ND	ND	8.6	ND	ND	8.6
07/13/2001	A1663810	8021	ND	ND	ND	ND	ND	ND	0.32 J	ND	6	ND	ND	6.32
10/10/2001	A1994704	8021	ND	ND	ND	ND	ND	ND	0.38 J	ND	6.1	ND	ND	6.48
01/22/2002	A2066011RE	8021	ND	ND	ND	ND	ND	ND	2.2	ND	10	ND	ND	12.2
04/11/2002	A2348303	8021	ND	ND	ND	ND	ND	ND	4.7	ND	16	ND	ND	20.7
07/12/2002	A2713908	8021	ND	ND	ND	ND	ND	ND	7.2	ND	19	ND	ND	26.2
10/08/2002	A2999310	8021	ND	ND	ND	ND	ND	0.26 J	6	ND	10	ND	ND	16.26
01/20/2003	A3060802	8021	ND	ND	ND	ND	ND	ND	1.9	ND	9.8	ND	ND	11.7
04/29/2003	A3398703	8021	ND	ND	ND	ND	ND	ND	2.4	ND	18	ND	ND	20.4
07/16/2003	A3683702	8021	ND	ND	ND	ND	ND	0.2 J	3.6	ND	14	ND	ND	17.8
10/16/2003	A3A09001	8021	ND	ND	ND	ND	ND	ND	ND	ND	ND	ND	ND	ND
04/23/2004	A4373002	8021	ND	ND	ND	ND	ND	ND	23	ND	28	ND	ND	51
07/20/2004	A4682801	8021	ND	ND	ND	ND	ND	ND	20 E	ND	30 E	ND	ND	50
07/20/2004	A4682801	8260	ND	ND	ND	ND	ND	0.98 J	19	ND	34	ND	0.92 J	54.9
10/22/2004	A4A48002	8021	ND	ND	ND	ND	ND	0.87 J	23	ND	32	ND	0.59 J	56.46
01/17/2005	A5044301	8260	ND	ND	ND	ND	ND	0.67 J	12	ND	27	ND	ND	39.67
04/19/2005	A5387501	8260	ND	ND	ND	ND	ND	1.1	16	ND	56 E	ND	ND	73.1
04/19/2005	A5387501DL	8260	ND	ND	ND	ND	ND	1.1 D	15 D	ND	55 D	ND	ND	71.1
07/22/2005	A5778501	8260/5ML	ND	ND	ND	ND	ND	1.2	15	ND	51	ND	ND	67.2
07/18/2006	6G19003-11RE1	8260	ND	ND	ND	ND	ND	ND	14	ND	44	ND	ND	58
07/12/2007	7G13019-01	8260	ND	ND	ND	ND	ND	ND	19	ND	69	ND	ND	88
07/22/2008	5422168	8260	ND	ND	ND	ND	ND	1.6 J	25	ND	91	ND	ND	117.6
07/09/2009	5720686	8260	ND	ND	ND	ND	ND	ND	9.2	ND	51	ND	ND	60.2
07/20/2010	6038215	8260	ND	ND	ND	ND	ND	0.9 J	10	ND	49	ND	ND	59.9
07/21/2011	6353676	8260	ND	ND	ND	ND	ND	1 J	13	ND	53	ND	ND	67
07/17/2012	6723847	8260	ND	ND	ND	ND	ND	1.1 J	13	ND	58	ND	ND	72.1
07/15/2013	7128201	8260	ND	ND	ND	ND	ND	1.4 J	20	ND	83	ND	ND	104.4
07/10/2014	7529505	8260	ND	ND	ND	ND	ND	1.6	25	ND	100	ND	ND	126.6

ND - Not detected, indicates parameter was analyzed for, but not detected at or above the reporting limit.

To address the NYSDEC concerns regarding the presentation and plotting of nondetected values, the data for 2001 to 2004 has been reevaluated and interpreted as follows:

- 1) Nondetected concentrations have been represented as ND for reporting purposes.
- 2) Total VOCs have been recalculated and represented as the sum of the detected parameters shown on this table.
- 3) The method change to 8260 was approved by the NYSDEC and changed in January 2005.

FORMER CARBORUNDUM FACILITY

WHEATFIELD, NEW YORK

Well Id: B-51M

Date	Lab Sample Id	Method	Carbon tetrachloride (ug/L)	Chloroform (ug/L)	1,1-Dichloroethane (ug/L)	1,1-Dichloroethene (ug/L)	Methylene chloride (ug/L)	Trans-1,2-dichloroethene (ug/L)	Cis-1,2-dichloroethylene (ug/L)	1,1,1-Trichloroethane (ug/L)	Trichloroethene (TCE) (ug/L)	Tetrachloroethylene (PCE) (ug/L)	Vinyl chloride (ug/L)	Total (ug/L)
01/16/2001	A1043904	8021	ND	ND	ND	ND	ND	ND	ND	ND	ND	ND	ND	ND
04/17/2001	A1345701	624	ND	ND	ND	ND	ND	ND	ND	ND	ND	ND	ND	ND
07/13/2001	A1663815	8021	ND	ND	ND	ND	ND	ND	ND	ND	ND	ND	ND	ND
10/10/2001	A1994705	8021	ND	ND	ND	ND	ND	ND	ND	ND	ND	ND	ND	ND
01/17/2002	A2058503	8021	ND	ND	ND	ND	ND	ND	ND	ND	ND	ND	ND	ND
04/09/2002	A2332610	8260	ND	ND	ND	ND	ND	ND	ND	ND	ND	ND	ND	ND
07/10/2002	A2708307	8021	ND	ND	ND	ND	ND	ND	ND	ND	ND	ND	ND	ND
10/03/2002	A2980613	8021	ND	ND	ND	ND	ND	ND	ND	ND	ND	ND	ND	ND
01/15/2003	A3043009	8021	ND	ND	ND	ND	ND	ND	ND	ND	ND	ND	ND	ND
04/17/2003	A3361703	8021	ND	ND	ND	ND	ND	ND	ND	ND	ND	ND	ND	ND
07/15/2003	A3670610	8021	ND	ND	ND	ND	ND	ND	ND	ND	ND	ND	ND	ND
10/16/2003	A3A08902	8021	ND	ND	ND	ND	ND	ND	ND	ND	ND	ND	ND	ND
04/21/2004	A4356905	8021	ND	ND	ND	ND	ND	ND	ND	ND	ND	ND	ND	ND
07/20/2004	A4682901	8021	ND	ND	ND	ND	ND	ND	ND	ND	ND	ND	ND	ND
10/21/2004	A4A47807	8021	ND	ND	ND	ND	ND	ND	ND	ND	ND	ND	ND	ND
04/22/2005	A5402102	8260	ND	ND	ND	ND	ND	ND	ND	ND	ND	ND	ND	ND
07/22/2005	A5778403	8260/5ML	ND	ND	ND	ND	ND	ND	ND	ND	ND	ND	ND	ND
07/18/2006	6G19003-12	8260	ND	ND	ND	ND	4 B	ND	ND	ND	ND	ND	ND	4
07/11/2007	7G12003-08	8260	ND	ND	ND	ND	ND	ND	ND	ND	ND	ND	ND	ND
07/22/2008	5422169	8260	ND	ND	ND	ND	ND	ND	ND	ND	ND	ND	ND	ND
07/09/2009	5720688	8260	ND	ND	ND	ND	ND	ND	ND	ND	ND	ND	ND	ND

ND - Not detected, indicates parameter was analyzed for, but not detected at or above the reporting limit.

To address the NYSDEC concerns regarding the presentation and plotting of nondetected values, the data for 2001 to 2004 has been reevaluated and interpreted as follows:

- 1) Nondetected concentrations have been represented as ND for reporting purposes.
- 2) Total VOCs have been recalculated and represented as the sum of the detected parameters shown on this table.
- 3) The method change to 8260 was approved by the NYSDEC and changed in January 2005.

FORMER CARBORUNDUM FACILITY

WHEATFIELD, NEW YORK

Well Id: B-52M

Date	Lab Sample Id	Method	Carbon tetrachloride (ug/L)	Chloroform (ug/L)	1,1-Dichloro-ethane (ug/L)	1,1-Dichloro-ethene (ug/L)	Methylene chloride (ug/L)	Trans-1,2-dichloro-ethene (ug/L)	Cis-1,2-dichloro-ethylene (ug/L)	1,1,1-Trichloro-ethane (ug/L)	Trichloro-ethene (TCE) (ug/L)	Tetrachloro-ethylene (PCE) (ug/L)	Vinyl chloride (ug/L)	Total (ug/L)
01/18/2001	A1052402	8021	ND	ND	ND	ND	ND	ND	ND	ND	ND	ND	ND	ND
04/17/2001	A1345706	624	ND	ND	ND	ND	ND	ND	ND	ND	ND	ND	ND	ND
07/16/2001	A1674107	8021	ND	ND	ND	ND	ND	ND	ND	ND	ND	ND	ND	ND
10/16/2001	A1A17407	8021	ND	ND	ND	ND	ND	ND	ND	ND	ND	ND	ND	ND
01/17/2002	A2058504	8021	ND	ND	ND	ND	ND	ND	ND	ND	ND	ND	ND	ND
04/16/2002	A2369802	8021	ND	ND	ND	ND	ND	ND	ND	ND	ND	ND	ND	ND
07/11/2002	A2708308	8021	ND	ND	ND	ND	ND	ND	ND	ND	ND	ND	ND	ND
10/11/2002	A2A14501	8021	ND	ND	ND	ND	ND	ND	ND	ND	ND	ND	ND	ND
01/16/2003	A3056005	8021	ND	ND	ND	ND	ND	ND	ND	ND	ND	ND	ND	ND
04/07/2003	A3320705	8021	ND	ND	ND	ND	ND	ND	ND	ND	ND	ND	ND	ND
07/02/2003	A3639702	8021	ND	ND	ND	ND	ND	ND	ND	ND	ND	ND	ND	ND
10/10/2003	A3983801	8021	ND	ND	ND	ND	ND	ND	ND	ND	ND	ND	ND	ND
04/13/2004	A4331508	8021	ND	ND	ND	ND	ND	ND	ND	ND	ND	ND	ND	ND
06/30/2004	A4619401	8021	ND	ND	ND	ND	ND	ND	ND	ND	ND	ND	ND	ND
10/22/2004	A4A47803	8021	ND	ND	ND	ND	ND	ND	ND	ND	ND	ND	ND	ND
01/13/2005	A5036408	8260	ND	ND	ND	ND	ND	ND	ND	ND	ND	ND	ND	ND
04/06/2005	A5317601	8260	ND	ND	ND	ND	ND	ND	ND	ND	ND	ND	ND	ND
07/07/2005	A5706804	8260	ND	ND	ND	ND	ND	ND	ND	ND	ND	ND	ND	ND
07/19/2006	6G20004-04	8260	ND	ND	ND	ND	ND	ND	ND	ND	ND	ND	ND	ND
07/12/2007	7G13019-02	8260	ND	ND	ND	ND	ND	ND	ND	ND	ND	ND	ND	ND
07/22/2008	5422160	8260	ND	ND	ND	ND	ND	ND	ND	ND	ND	ND	ND	ND
07/09/2009	5720691	8260	ND	ND	ND	ND	ND	ND	ND	ND	ND	ND	ND	ND
07/20/2010	6038217	8260	ND	ND	ND	ND	ND	ND	ND	ND	ND	ND	ND	ND
07/21/2011	6353671	8260	ND	ND	ND	ND	ND	ND	ND	ND	ND	ND	ND	ND
07/17/2012	6723842	8260	ND	ND	ND	ND	ND	ND	ND	ND	ND	ND	ND	ND
07/15/2013	7128207	8260	ND	ND	ND	ND	ND	ND	ND	ND	ND	ND	ND	ND
07/10/2014	7529513	8260	ND	ND	ND	ND	ND	ND	ND	ND	ND	ND	ND	ND

ND - Not detected, indicates parameter was analyzed for, but not detected at or above the reporting limit.

To address the NYSDEC concerns regarding the presentation and plotting of nondetected values, the data for 2001 to 2004 has been reevaluated and interpreted as follows:

- 1) Nondetected concentrations have been represented as ND for reporting purposes.
- 2) Total VOCs have been recalculated and represented as the sum of the detected parameters shown on this table.
- 3) The method change to 8260 was approved by the NYSDEC and changed in January 2005.

FORMER CARBORUNDUM FACILITY

WHEATFIELD, NEW YORK

Well Id: B-53M

Date	Lab Sample Id	Method	Carbon tetrachloride (ug/L)	Chloroform (ug/L)	1,1-Dichloro-ethane (ug/L)	1,1-Dichloro-ethene (ug/L)	Methylene chloride (ug/L)	Trans-1,2-dichloro-ethene (ug/L)	Cis-1,2-dichloro-ethylene (ug/L)	1,1,1-Trichloro-ethane (ug/L)	Trichloro-ethene (TCE) (ug/L)	Tetrachloro-ethylene (PCE) (ug/L)	Vinyl chloride (ug/L)	Total (ug/L)
01/18/2001	A1052403	8021	ND	ND	ND	ND	ND	ND	0.44 J	ND	4.6	ND	ND	5.04
04/17/2001	A1345705	624	ND	ND	ND	ND	ND	ND	ND	ND	5.8	ND	ND	5.8
07/16/2001	A1674105	8021	ND	ND	ND	ND	ND	ND	0.2 J	ND	3.8	ND	ND	4
10/16/2001	A1A17408	8021	ND	ND	ND	ND	ND	ND	0.32 J	ND	7.1	ND	ND	7.42
01/22/2002	A2066010	8021	ND	ND	ND	ND	ND	ND	ND	ND	3.8	ND	ND	3.8
04/17/2002	A2378403	8021	ND	ND	ND	ND	ND	ND	1.4	ND	4.2	ND	ND	5.6
07/12/2002	A2713905	8021	ND	ND	ND	ND	ND	ND	1.6	ND	5.1	ND	ND	6.7
10/11/2002	A2A14601	8021	ND	ND	ND	ND	ND	ND	1.6	ND	12	ND	ND	13.6
01/20/2003	A3060803	8021	ND	ND	ND	ND	ND	ND	1.4	ND	7.4	ND	ND	8.8
04/09/2003	A3329508	8021	ND	ND	ND	ND	ND	ND	1.6	ND	11	ND	ND	12.6
07/08/2003	A3649107	8021	ND	ND	ND	ND	ND	ND	0.6 J	ND	8	ND	ND	8.6
10/13/2003	A3991404	8021	ND	ND	ND	ND	ND	ND	1.2	ND	7.6	ND	ND	8.8
04/13/2004	A4331801	8021	ND	ND	ND	ND	ND	ND	2.6	ND	4.9	ND	ND	7.5
07/07/2004	A4636501	8021	ND	ND	ND	ND	ND	ND	2.5	ND	4.6	ND	ND	7.1
10/22/2004	A4A48003	8021	ND	ND	ND	ND	ND	ND	1.9	ND	9.8	ND	ND	11.7
01/13/2005	A5036205	8260	ND	ND	ND	ND	ND	ND	2.1	ND	3.5	ND	1 J	6.6
04/06/2005	A5317805	8260	ND	ND	ND	ND	ND	ND	1.8	ND	2.1	ND	ND	3.9
07/07/2005	A5706901	8260/5ML	ND	ND	ND	ND	ND	ND	1.9	ND	1.8	ND	ND	3.7
07/19/2006	6G20004-03	8260	ND	ND	ND	ND	ND	ND	2	ND	2	ND	ND	4
07/12/2007	7G13019-03	8260	ND	ND	ND	ND	ND	ND	2	ND	2	ND	ND	4
07/22/2008	5422161	8260	ND	ND	ND	ND	ND	ND	6.9	ND	26	ND	ND	32.9
07/09/2009	5720692	8260	ND	ND	ND	ND	ND	ND	2.9 J	ND	9.4	ND	ND	12.3
07/20/2010	6038218	8260	ND	ND	ND	ND	ND	ND	1.7 J	ND	13	ND	ND	14.7
04/13/2011	6258129	8260	ND	ND	ND	ND	ND	ND	3 J	ND	16	ND	ND	19
07/21/2011	6353670	8260	ND	ND	ND	ND	ND	ND	2 J	ND	9.3	ND	ND	11.3
07/17/2012	6723845	8260	ND	ND	ND	ND	ND	ND	3.0 J	ND	12	ND	ND	15
07/15/2013	7128206	8260	ND	ND	ND	ND	ND	ND	1.3 J	ND	6.7	ND	ND	8
07/10/2014	7529514	8260	ND	ND	ND	ND	ND	ND	0.94 J	ND	1.6	ND	ND	2.54

ND - Not detected, indicates parameter was analyzed for, but not detected at or above the reporting limit.

To address the NYSDEC concerns regarding the presentation and plotting of nondetected values, the data for 2001 to 2004 has been reevaluated and interpreted as follows:

- 1) Nondetected concentrations have been represented as ND for reporting purposes.
- 2) Total VOCs have been recalculated and represented as the sum of the detected parameters shown on this table.
- 3) The method change to 8260 was approved by the NYSDEC and changed in January 2005.

FORMER CARBORUNDUM FACILITY

WHEATFIELD, NEW YORK

Well Id: B-54M

Date	Lab Sample Id	Method	Carbon tetrachloride (ug/L)	Chloroform (ug/L)	1,1-Dichloro-ethane (ug/L)	1,1-Dichloro-ethene (ug/L)	Methylene chloride (ug/L)	Trans-1,2-dichloro-ethene (ug/L)	Cis-1,2-dichloro-ethylene (ug/L)	1,1,1-Trichloro-ethane (ug/L)	Trichloro-ethene (TCE) (ug/L)	Tetrachloro-ethylene (PCE) (ug/L)	Vinyl chloride (ug/L)	Total (ug/L)
01/22/2001	A1063401	8021	ND	ND	ND	ND	ND	ND	ND	ND	ND	ND	ND	ND
04/18/2001	A1361305	624	ND	ND	ND	ND	ND	ND	ND	ND	ND	ND	ND	ND
07/16/2001	A1674104	8021	ND	ND	ND	ND	ND	ND	ND	ND	ND	ND	ND	ND
10/11/2001	A1994708	8021	ND	ND	ND	ND	ND	ND	ND	ND	ND	ND	ND	ND
01/15/2002	A2039406	8021	ND	ND	ND	ND	ND	ND	ND	ND	ND	ND	ND	ND
04/08/2002	A2332605	8260	ND	ND	ND	ND	ND	ND	ND	ND	ND	ND	ND	ND
07/09/2002	A2695506	8021	ND	ND	ND	ND	ND	ND	ND	ND	ND	ND	ND	ND
10/03/2002	A2980604	8021	ND	ND	ND	ND	ND	ND	ND	ND	ND	ND	ND	ND
01/14/2003	A3043001	8021	ND	ND	ND	ND	ND	ND	ND	ND	ND	ND	ND	ND
04/08/2003	A3320707	8021	ND	ND	ND	ND	ND	ND	ND	ND	ND	ND	ND	ND
07/08/2003	A3649205	8021	ND	ND	ND	ND	ND	ND	ND	ND	ND	ND	ND	ND
10/10/2003	A3983805	8021	ND	ND	ND	ND	ND	ND	ND	ND	ND	ND	ND	ND
04/13/2004	A4331509	8021	ND	ND	ND	ND	ND	ND	ND	ND	ND	ND	ND	ND
06/30/2004	A4619402	8021	ND	ND	ND	ND	ND	ND	ND	ND	ND	ND	ND	ND
10/22/2004	A4A47802	8021	ND	ND	ND	ND	0.58 J	ND	ND	ND	ND	ND	ND	0.58
01/17/2005	A5043901	8260	ND	ND	ND	ND	ND	ND	ND	ND	ND	ND	ND	ND
04/06/2005	A5317602	8260	ND	ND	ND	ND	ND	ND	ND	ND	ND	ND	ND	ND
07/07/2005	A5706803	8260	ND	ND	ND	ND	ND	ND	ND	ND	ND	ND	ND	ND
07/19/2006	6G20004-08	8260	ND	ND	ND	ND	ND	ND	ND	ND	ND	ND	ND	ND
07/12/2007	7G13019-04	8260	ND	ND	ND	ND	ND	ND	ND	ND	ND	ND	ND	ND
07/22/2008	5422162	8260	ND	ND	ND	ND	ND	ND	ND	ND	ND	ND	ND	ND
07/09/2009	5720689	8260	ND	ND	ND	ND	ND	ND	ND	ND	ND	ND	ND	ND
07/22/2010	6040538	8260	ND	ND	ND	ND	ND	ND	ND	ND	ND	ND	ND	ND
07/21/2011	6353669	8260	ND	ND	ND	ND	ND	ND	ND	ND	ND	ND	ND	ND
07/17/2012	6723846	8260	ND	ND	ND	ND	ND	ND	ND	ND	ND	ND	ND	ND
07/15/2013	7128205	8260	ND	ND	ND	ND	ND	ND	ND	ND	ND	ND	ND	ND
07/10/2014	7529511	8260	ND	ND	ND	ND	ND	ND	ND	ND	ND	ND	ND	ND

ND - Not detected, indicates parameter was analyzed for, but not detected at or above the reporting limit.

To address the NYSDEC concerns regarding the presentation and plotting of nondetected values, the data for 2001 to 2004 has been reevaluated and interpreted as follows:

- 1) Nondetected concentrations have been represented as ND for reporting purposes.
- 2) Total VOCs have been recalculated and represented as the sum of the detected parameters shown on this table.
- 3) The method change to 8260 was approved by the NYSDEC and changed in January 2005.

FORMER CARBORUNDUM FACILITY

WHEATFIELD, NEW YORK

Well Id: B-55M

Date	Lab Sample Id	Method	Carbon tetrachloride (ug/L)	Chloroform (ug/L)	1,1-Dichloro-ethane (ug/L)	1,1-Dichloro-ethene (ug/L)	Methylene chloride (ug/L)	Trans-1,2-dichloro-ethene (ug/L)	Cis-1,2-dichloro-ethylene (ug/L)	1,1,1-Trichloro-ethane (ug/L)	Trichloro-ethene (TCE) (ug/L)	Tetrachloro-ethylene (PCE) (ug/L)	Vinyl chloride (ug/L)	Total (ug/L)
01/22/2001	A1063402	8021	ND	ND	ND	ND	ND	ND	ND	ND	ND	ND	ND	ND
04/18/2001	A1361302	624	ND	ND	ND	ND	ND	ND	ND	ND	ND	ND	ND	ND
07/16/2001	A1674103	8021	ND	ND	ND	ND	ND	ND	ND	ND	ND	ND	ND	ND
10/11/2001	A1994707	8021	ND	ND	ND	ND	ND	ND	ND	ND	ND	ND	ND	ND
01/15/2002	A2039407	8021	ND	ND	ND	ND	ND	ND	ND	ND	ND	ND	ND	ND
04/09/2002	A2332607	8260	ND	ND	ND	ND	ND	ND	ND	ND	ND	ND	ND	ND
07/09/2002	A2695512	8021	ND	ND	ND	ND	ND	ND	ND	ND	ND	ND	ND	ND
10/03/2002	A2980605	8021	ND	ND	ND	ND	ND	ND	ND	ND	ND	ND	ND	ND
01/14/2003	A3043002	8021	ND	ND	ND	ND	ND	ND	ND	ND	ND	ND	ND	ND
04/08/2003	A3320706	8021	ND	ND	ND	ND	ND	ND	ND	ND	ND	ND	ND	ND
07/08/2003	A3649206	8021	ND	ND	ND	ND	ND	ND	ND	ND	ND	ND	ND	ND
10/10/2003	A3983804	8021	ND	ND	ND	ND	ND	ND	ND	ND	ND	ND	ND	ND
04/13/2004	A4331510	8021	ND	ND	ND	ND	ND	ND	ND	ND	ND	ND	ND	ND
06/30/2004	A4619403	8021	ND	ND	ND	ND	ND	ND	ND	ND	ND	ND	ND	ND
10/22/2004	A4A47801	8021	ND	ND	ND	ND	ND	ND	ND	ND	ND	ND	ND	ND
01/17/2005	A5043902	8260	ND	ND	ND	ND	ND	ND	ND	ND	ND	ND	ND	ND
04/06/2005	A5317603	8260	ND	ND	ND	ND	ND	ND	ND	ND	ND	ND	ND	ND
07/07/2005	A5706802	8260	ND	ND	ND	ND	ND	ND	ND	ND	ND	ND	ND	ND
07/19/2006	6G20004-09	8260	ND	ND	ND	ND	ND	ND	ND	ND	ND	ND	ND	ND
07/12/2007	7G13019-05	8260	ND	ND	ND	ND	ND	ND	ND	ND	ND	ND	ND	ND
07/22/2008	5422163	8260	ND	ND	ND	ND	ND	ND	ND	ND	ND	ND	ND	ND
07/09/2009	5720690	8260	ND	ND	ND	ND	ND	ND	ND	ND	ND	ND	ND	ND
07/22/2010	6040537	8260	ND	ND	ND	ND	ND	ND	ND	ND	ND	ND	ND	ND
07/21/2011	6353668	8260	ND	ND	ND	ND	ND	ND	ND	ND	ND	ND	ND	ND
07/17/2012	6723848	8260	ND	ND	ND	ND	ND	ND	ND	ND	ND	ND	ND	ND
07/15/2013	7128204	8260	ND	ND	ND	ND	ND	ND	ND	ND	ND	ND	ND	ND
07/10/2014	7529512	8260	ND	ND	ND	ND	ND	ND	ND	ND	ND	ND	ND	ND

ND - Not detected, indicates parameter was analyzed for, but not detected at or above the reporting limit.

To address the NYSDEC concerns regarding the presentation and plotting of nondetected values, the data for 2001 to 2004 has been reevaluated and interpreted as follows:

- 1) Nondetected concentrations have been represented as ND for reporting purposes.
- 2) Total VOCs have been recalculated and represented as the sum of the detected parameters shown on this table.
- 3) The method change to 8260 was approved by the NYSDEC and changed in January 2005.

FORMER CARBORUNDUM FACILITY

WHEATFIELD, NEW YORK

Well Id: B-56M

Date	Lab Sample Id	Method	Carbon tetrachloride (ug/L)	Chloroform (ug/L)	1,1-Dichloro-ethane (ug/L)	1,1-Dichloro-ethene (ug/L)	Methylene chloride (ug/L)	Trans-1,2-dichloro-ethene (ug/L)	Cis-1,2-dichloro-ethylene (ug/L)	Trichloro-ethane (ug/L)	Trichloro-ethene (TCE) (ug/L)	Tetrachloro-ethylene (PCE) (ug/L)	Vinyl chloride (ug/L)	Total (ug/L)
01/17/2001	A1052409	8021	ND	1	0.48 J	ND	0.56 J	2.7	71	ND	28	ND	2.4	106.14
04/16/2001	A1345803	624	ND	ND	ND	ND	ND	ND	18	ND	27	ND	ND	45
07/16/2001	A1674111	8021	ND	2.1	0.51 J	ND	1 J	2	95	ND	46	ND	ND	146.61
10/11/2001	A1994710	8021	ND	ND	ND	ND	ND	0.74 J	43	ND	31 D	ND	ND	74.74
01/24/2002	A2076708	8021	ND	2.3	ND	ND	2.5	ND	63	ND	280	ND	ND	347.8
04/15/2002	A2370203	8021	ND	ND	ND	ND	ND	ND	9.8	ND	44	ND	ND	53.8
07/16/2002	A2722905	8021	ND	ND	ND	ND	3	ND	16	ND	74	ND	ND	93
10/09/2002	A2A07502	8021	ND	ND	ND	ND	ND	ND	9.5	ND	39	ND	ND	48.5
01/23/2003	A3075202	8021	ND	ND	ND	ND	ND	ND	86	6.6	150	ND	ND	242.6
04/15/2003	A3356603	8021	ND	ND	ND	ND	86	1.4	29	1	80	ND	ND	197.4
07/21/2003	A3699403	8021	ND	ND	ND	ND	ND	ND	29	ND	71	ND	ND	100
10/21/2003	A3A21901	8021	ND	ND	ND	ND	2.3 J	ND	48	ND	110	ND	ND	160.3
01/28/2004	A4077601	8021	ND	ND	ND	ND	ND	1.7	52	ND	200	ND	ND	253.7
04/21/2004	A4356601	8021	ND	ND	ND	ND	1.8 J	ND	16	ND	68	ND	ND	85.8
07/21/2004	A4687102	8260	ND	ND	ND	ND	5.1	ND	19	ND	110	ND	ND	134.1
10/20/2004	A4A32302	8021	ND	ND	ND	ND	ND	ND	16	ND	84	ND	ND	100
01/13/2005	A5036107	8260	ND	ND	ND	ND	ND	1.1	22	0.64 J	160 E	ND	ND	183.74
01/13/2005	A5036107DL	8260							17 D		110 D			127
04/22/2005	A5402001	8260	ND	ND	ND	ND	ND	0.7 J	9.9	ND	63	ND	ND	73.6
07/19/2005	A5762301	8260/5ML	ND	ND	ND	ND	ND	0.95 J	14	ND	78	ND	ND	92.95
10/20/2005	A5B91901	8260	ND	ND	ND	ND	ND	1.5	20	0.56 J	100 E	ND	0.63 J	122.69
10/20/2005	A5B91901DL	8260	ND	ND	ND	ND	3 BD	ND	19 D	ND	82 D	ND	ND	104
01/23/2006	A6084703	8260	ND	ND	ND	ND	ND	1	17	ND	100 E	ND	ND	118
01/23/2006	A6084703DL	8260	ND	3.4 D	ND	ND	1.2 DJ	0.97 DJ	16 D	ND	94 D	ND	ND	115.57
04/12/2006	6D13005-07	8260	ND	ND	ND	ND	ND	ND	7	ND	40	ND	ND	47
07/19/2006	6G20004-05	8260	ND	ND	ND	ND	ND	ND	13	ND	74	ND	ND	87
10/10/2006	6J11002-04	8260	ND	ND	ND	ND	ND	ND	9	ND	35	ND	ND	44
01/08/2007	7A09003-03	8260	ND	ND	ND	ND	ND	ND	3	ND	13	ND	ND	16
04/04/2007	7D05011-03	8260	ND	ND	ND	ND	ND	ND	1	ND	8	ND	ND	9
07/11/2007	7G12003-04	8260	ND	ND	ND	ND	ND	ND	3	ND	16	ND	ND	19
10/10/2007	7J11002-06	8260	ND	ND	ND	ND	2 B	ND	6	ND	27	ND	ND	35
01/08/2008	8A09005-07	8260	ND	ND	1	ND	4	ND	23	2	60	ND	ND	90
04/07/2008	8D08002-04	8260	ND	ND	ND	ND	ND	ND	6	ND	20	ND	ND	26
07/28/2008	5426818	8260	ND	ND	ND	ND	ND	ND	6.9	ND	19	ND	ND	25.9
10/17/2008	5502675	8260	ND	ND	2 J	ND	ND	1.4 J	41	2 J	110	ND	1.2 J	157.6
01/13/2009	5576512	8260	ND	ND	1 J	ND	ND	ND	23	1.3 J	73	ND	ND	98.3
04/13/2009	5647712	8260	ND	ND	ND	ND	ND	ND	17	ND	64	ND	ND	81

ND - Not detected, indicates parameter was analyzed for, but not detected at or above the reporting limit.

To address the NYSDEC concerns regarding the presentation and plotting of nondetected values, the data for 2001 to 2004 has been reevaluated and interpreted as follows:

- 1) Nondetected concentrations have been represented as ND for reporting purposes.
- 2) Total VOCs have been recalculated and represented as the sum of the detected parameters shown on this table.
- 3) The method change to 8260 was approved by the NYSDEC and changed in January 2005.

FORMER CARBORUNDUM FACILITY

WHEATFIELD, NEW YORK

Well Id: B-56M

Date	Lab Sample Id	Method	Carbon tetrachloride (ug/L)	Chloroform (ug/L)	1,1-Dichloroethane (ug/L)	1,1-Dichloroethene (ug/L)	Methylene chloride (ug/L)	Trans-1,2-dichloroethene (ug/L)	Cis-1,2-dichloroethylene (ug/L)	1,1,1-Trichloroethane (ug/L)	Trichloroethene (TCE) (ug/L)	Tetrachloroethylene (PCE) (ug/L)	Vinyl chloride (ug/L)	Total (ug/L)
07/15/2009	5724675	8260	ND	ND	ND	ND	ND	0.87 J	21	ND	82	ND	ND	103.87
10/05/2009	5797969	8260	ND	ND	ND	ND	ND	ND	17	ND	72	ND	ND	89
01/21/2010	5889952	8260	ND	ND	ND	ND	ND	ND	5.3	ND	32	ND	ND	37.3
04/06/2010	5946902	8260	ND	ND	ND	ND	ND	ND	16	ND	97	ND	ND	113
07/20/2010	6038213	8260	ND	ND	ND	ND	ND	1.1 J	25	0.91 J	150	ND	ND	177.01
10/18/2010	6115540	8260	ND	ND	3.1 J	0.89 J	ND	2.4 J	62	2.5 J	290	ND	3.2 J	364.09
01/26/2011	6192952	8260	ND	ND	2.7 J	0.94 J	ND	2.7 J	77	3.1 J	300	ND	1.5 J	387.94
04/13/2011	6258128	8260	ND	ND	ND	ND	ND	1.3 J	34	1.1 J	180	ND	ND	216.4
07/19/2011	6350139	8260	ND	ND	ND	ND	ND	1.1 J	23	ND	140	ND	ND	164.1
10/13/2011	6437684	8260	ND	ND	2.8 J	ND	ND	2.6 J	69	2.0 J	240	ND	1.9 J	318.3
01/17/2012	6524416	8260	ND	ND	ND	ND	ND	0.83 J	21	ND	160	ND	ND	181.83
04/03/2012	6605298	8260	ND	ND	ND	ND	ND	ND	10	ND	64	ND	ND	74
07/12/2012	6719398	8260	ND	ND	ND	ND	ND	1.2 J	25	ND	190	ND	ND	216.2
10/03/2012	6812007	8260	ND	ND	1.8 J	0.97 J	ND	1.7 J	200	1.7 J	99	ND	2.0 J	307.17
01/23/2013	6932574	8260	ND	ND	ND	ND	ND	ND	15	ND	45	ND	ND	60
04/08/2013	7015029	8260	ND	ND	ND	ND	ND	0.97 J	27	ND	110	ND	ND	137.97
07/16/2013	7129886	8260	ND	ND	ND	ND	ND	ND	4.6 J	ND	21	ND	ND	25.6
11/13/2013	7276550	8260	ND	ND	ND	ND	ND	ND	8.2	ND	46	ND	ND	54.2
01/20/2014	7342588	8260	ND	ND	ND	ND	ND	ND	9.7	ND	51	ND	ND	60.7
04/15/2014	7432581	8260	ND	ND	ND	ND	ND	ND	3.9	ND	21	ND	ND	24.9
07/16/2014	7535891	8260	ND	ND	ND	ND	ND	0.52 J	9.1	ND	49	ND	ND	58.62
10/02/2014	7623664	8260	ND	ND	ND	ND	ND	ND	9.4	ND	47	ND	ND	56.4

ND - Not detected, indicates parameter was analyzed for, but not detected at or above the reporting limit.

To address the NYSDEC concerns regarding the presentation and plotting of nondetected values, the data for 2001 to 2004 has been reevaluated and interpreted as follows:

- 1) Nondetected concentrations have been represented as ND for reporting purposes.
- 2) Total VOCs have been recalculated and represented as the sum of the detected parameters shown on this table.
- 3) The method change to 8260 was approved by the NYSDEC and changed in January 2005.

FORMER CARBORUNDUM FACILITY

WHEATFIELD, NEW YORK

Well Id: B-57M

Date	Lab Sample Id	Method	Carbon tetrachloride (ug/L)	Chloroform (ug/L)	1,1-Dichloro-ethane (ug/L)	1,1-Dichloro-ethene (ug/L)	Methylene chloride (ug/L)	Trans-1,2-dichloro-ethene (ug/L)	Cis-1,2-dichloro-ethylene (ug/L)	1,1,1-Trichloro-ethane (ug/L)	Trichloro-ethene (TCE) (ug/L)	Tetrachloro-ethylene (PCE) (ug/L)	Vinyl chloride (ug/L)	Total (ug/L)
01/18/2001	A1052407	8021	ND	ND	ND	ND	ND	ND	3.2	ND	1.5	ND	ND	4.7
04/16/2001	A1345802	624	ND	ND	ND	ND	ND	ND	ND	ND	ND	ND	ND	ND
07/16/2001	A1674108	8021	ND	ND	ND	ND	ND	ND	ND	ND	ND	ND	ND	ND
10/11/2001	A1994709	8021	ND	ND	ND	ND	ND	ND	ND	ND	ND	ND	ND	ND
01/18/2002	A2058507	8021	ND	ND	ND	ND	ND	ND	ND	ND	ND	ND	ND	ND
04/10/2002	A2347903	8260	ND	ND	ND	ND	ND	ND	ND	ND	ND	ND	ND	ND
07/11/2002	A2708309	8021	ND	ND	ND	ND	ND	ND	ND	ND	ND	ND	ND	ND
10/04/2002	A2986404	8021	ND	ND	ND	ND	ND	ND	ND	ND	ND	ND	ND	ND
01/16/2003	A3056003	8021	ND	ND	ND	ND	ND	ND	ND	ND	ND	ND	ND	ND
04/07/2003	A3320703	8021	ND	ND	ND	ND	ND	ND	ND	ND	ND	ND	ND	ND
07/08/2003	A3649203	8021	ND	ND	ND	ND	ND	ND	ND	ND	ND	ND	ND	ND
10/09/2003	A3978811	8021	ND	ND	ND	ND	ND	ND	ND	ND	ND	ND	ND	ND
04/20/2004	A4356901	8021	ND	ND	ND	ND	ND	ND	ND	ND	ND	ND	ND	ND
07/13/2004	A4664210	8021	ND	ND	ND	ND	ND	ND	ND	ND	ND	ND	ND	ND
10/25/2004	A4A54102	8021	ND	ND	ND	ND	ND	ND	ND	ND	ND	ND	ND	ND
01/13/2005	A5036403	8260	ND	ND	ND	ND	ND	ND	ND	ND	ND	ND	ND	ND
04/06/2005	A5317604	8260	ND	ND	ND	ND	ND	ND	ND	ND	ND	ND	ND	ND
07/12/2005	A5733101	8260/5ML	ND	ND	ND	ND	ND	ND	ND	ND	ND	ND	ND	ND
10/05/2005	A5B10501	8260	ND	ND	ND	ND	ND	ND	ND	ND	ND	ND	ND	ND
01/23/2006	A6084704	8260	ND	ND	ND	ND	ND	ND	ND	ND	ND	ND	ND	ND
04/12/2006	6D13005-08	8260	ND	ND	ND	ND	ND	ND	ND	ND	ND	ND	ND	ND
07/19/2006	6G20004-01	8260	ND	ND	ND	ND	ND	ND	ND	ND	ND	ND	ND	ND
10/10/2006	6J11002-05	8260	ND	ND	ND	ND	ND	ND	ND	ND	ND	ND	ND	ND
01/08/2007	7A09003-04	8260	ND	ND	ND	ND	ND	ND	ND	ND	ND	ND	ND	ND
04/04/2007	7D05011-04	8260	ND	ND	ND	ND	ND	ND	ND	ND	ND	ND	ND	ND
07/11/2007	7G12003-05	8260	ND	ND	ND	ND	ND	ND	ND	ND	ND	ND	ND	ND
10/10/2007	7J11002-04	8260	ND	ND	ND	ND	ND	ND	ND	ND	ND	ND	ND	ND
01/08/2008	8A09005-08	8260	ND	ND	ND	ND	ND	ND	ND	ND	ND	ND	ND	ND
04/07/2008	8D08002-03	8260	ND	ND	ND	ND	3 B	ND	ND	ND	ND	ND	ND	3
07/28/2008	5426820	8260	ND	ND	ND	ND	ND	ND	ND	ND	ND	ND	ND	ND
10/17/2008	5502678	8260	ND	ND	ND	ND	ND	ND	ND	ND	ND	ND	ND	ND
01/13/2009	5576515	8260	ND	ND	ND	ND	ND	ND	ND	ND	1.6 J	ND	ND	1.6
04/13/2009	5647716	8260	ND	ND	ND	ND	ND	ND	ND	ND	ND	ND	ND	ND
07/15/2009	5724674	8260	ND	ND	ND	ND	ND	ND	ND	ND	ND	ND	ND	ND
10/05/2009	5797968	8260	ND	ND	ND	ND	ND	ND	ND	ND	ND	ND	ND	ND
01/21/2010	5889951	8260	ND	ND	ND	ND	ND	ND	ND	ND	ND	ND	ND	ND
04/06/2010	5946908	8260	ND	ND	ND	ND	ND	ND	ND	ND	ND	ND	ND	ND

ND - Not detected, indicates parameter was analyzed for, but not detected at or above the reporting limit.

To address the NYSDEC concerns regarding the presentation and plotting of nondetected values, the data for 2001 to 2004 has been reevaluated and interpreted as follows:

- 1) Nondetected concentrations have been represented as ND for reporting purposes.
- 2) Total VOCs have been recalculated and represented as the sum of the detected parameters shown on this table.
- 3) The method change to 8260 was approved by the NYSDEC and changed in January 2005.

FORMER CARBORUNDUM FACILITY

WHEATFIELD, NEW YORK

Well Id: B-57M

Date	Lab Sample Id	Method	Carbon tetrachloride (ug/L)	Chloroform (ug/L)	1,1-Dichloro-ethane (ug/L)	1,1-Dichloro-ethene (ug/L)	Methylene chloride (ug/L)	Trans-1,2-dichloro-ethene (ug/L)	Cis-1,2-dichloro-ethylene (ug/L)	1,1,1-Trichloro-ethane (ug/L)	Trichloro-ethene (TCE) (ug/L)	Tetrachloro-ethylene (PCE) (ug/L)	Vinyl chloride (ug/L)	Total (ug/L)
07/20/2010	6038208	8260	ND	ND	ND	ND	ND	ND	ND	ND	ND	ND	ND	ND
10/18/2010	6115539	8260	ND	ND	ND	ND	ND	ND	ND	ND	ND	ND	ND	ND
01/26/2011	6192953	8260	ND	ND	ND	ND	ND	ND	ND	ND	ND	ND	ND	ND
04/13/2011	6258125	8260	ND	ND	ND	ND	ND	ND	ND	ND	ND	ND	ND	ND
07/19/2011	6350145	8260	ND	ND	ND	ND	ND	ND	ND	ND	ND	ND	ND	ND
10/13/2011	6437687	8260	ND	ND	ND	ND	ND	ND	ND	ND	ND	ND	ND	ND
01/17/2012	6524415	8260	ND	ND	ND	ND	ND	ND	ND	ND	ND	ND	ND	ND
04/03/2012	6605299	8260	ND	ND	ND	ND	ND	ND	ND	ND	ND	ND	ND	ND
07/12/2012	6719395	8260	ND	ND	ND	ND	ND	ND	ND	ND	ND	ND	ND	ND
10/03/2012	6812010	8260	ND	ND	ND	ND	ND	ND	ND	ND	ND	ND	ND	ND
01/23/2013	6932573	8260	ND	ND	ND	ND	ND	ND	ND	ND	ND	ND	ND	ND
04/08/2013	7015030	8260	ND	ND	ND	ND	ND	ND	ND	ND	ND	ND	ND	ND
07/16/2013	7129885	8260	ND	ND	ND	ND	ND	ND	ND	ND	ND	ND	ND	ND
11/13/2013	7276548	8260	ND	ND	ND	ND	ND	ND	ND	ND	ND	ND	ND	ND
01/20/2014	7342586	8260	ND	ND	ND	ND	ND	ND	ND	ND	ND	ND	ND	ND
04/15/2014	7432580	8260	ND	ND	ND	ND	ND	ND	ND	ND	ND	ND	ND	ND
07/16/2014	7535888	8260	ND	ND	ND	ND	ND	ND	ND	ND	ND	ND	ND	ND
10/02/2014	7623665	8260	ND	ND	ND	ND	ND	ND	ND	ND	ND	ND	ND	ND

ND - Not detected, indicates parameter was analyzed for, but not detected at or above the reporting limit.

To address the NYSDEC concerns regarding the presentation and plotting of nondetected values, the data for 2001 to 2004 has been reevaluated and interpreted as follows:

- 1) Nondetected concentrations have been represented as ND for reporting purposes.
- 2) Total VOCs have been recalculated and represented as the sum of the detected parameters shown on this table.
- 3) The method change to 8260 was approved by the NYSDEC and changed in January 2005.

FORMER CARBORUNDUM FACILITY

WHEATFIELD, NEW YORK

Well Id: B-58M

Date	Lab Sample Id	Method	Carbon tetrachloride (ug/L)	Chloroform (ug/L)	1,1-Dichloro-ethane (ug/L)	1,1-Dichloro-ethene (ug/L)	Methylene chloride (ug/L)	Trans-1,2-dichloro-ethene (ug/L)	Cis-1,2-dichloro-ethylene (ug/L)	1,1,1-Trichloro-ethane (ug/L)	Trichloro-ethene (TCE) (ug/L)	Tetrachloro-ethylene (PCE) (ug/L)	Vinyl chloride (ug/L)	Total (ug/L)
01/17/2001	A1052408	8021	ND	ND	ND	ND	ND	ND	ND	ND	ND	ND	ND	ND
04/16/2001	A1345801	624	ND	ND	ND	ND	ND	ND	ND	ND	ND	ND	ND	ND
07/16/2001	A1674110	8021	ND	ND	ND	ND	ND	ND	ND	ND	ND	ND	ND	ND
10/12/2001	A1A01002	8021	ND	ND	ND	ND	ND	ND	ND	ND	ND	ND	ND	ND
01/18/2002	A2058508	8021	ND	ND	ND	ND	ND	ND	ND	ND	ND	ND	ND	ND
04/10/2002	A2347904	8260	ND	ND	ND	ND	ND	ND	ND	ND	ND	ND	ND	ND
07/11/2002	A2708310	8021	ND	ND	ND	ND	ND	ND	ND	ND	ND	ND	ND	ND
10/04/2002	A2986405	8021	ND	ND	ND	ND	ND	ND	ND	ND	ND	ND	ND	ND
01/16/2003	A3056004	8021	ND	ND	ND	ND	ND	ND	ND	ND	ND	ND	ND	ND
04/07/2003	A3320704	8021	ND	ND	ND	ND	ND	ND	ND	ND	ND	ND	ND	ND
07/08/2003	A3649204	8021	ND	ND	ND	ND	ND	ND	ND	ND	ND	ND	ND	ND
10/09/2003	A3978813	8021	ND	ND	ND	ND	ND	ND	ND	ND	ND	ND	ND	ND
04/20/2004	A4356902	8021	ND	ND	ND	ND	ND	ND	ND	ND	ND	ND	ND	ND
07/13/2004	A4664211	8021	ND	ND	ND	ND	ND	ND	ND	ND	ND	ND	ND	ND
10/25/2004	A4A54103	8021	ND	ND	ND	ND	ND	ND	ND	ND	ND	ND	ND	ND
01/13/2005	A5036404	8260	ND	ND	ND	ND	ND	ND	ND	ND	1.5	ND	ND	1.5
04/06/2005	A5317605	8260	ND	ND	ND	ND	ND	ND	ND	ND	0.69 J	ND	ND	0.69
07/12/2005	A5733102	8260/5ML	ND	ND	ND	ND	ND	ND	ND	ND	ND	ND	ND	ND
07/19/2006	6G20004-02	8260	ND	ND	ND	ND	ND	ND	ND	ND	ND	ND	ND	ND
07/11/2007	7G12003-06	8260	ND	ND	ND	ND	ND	ND	ND	ND	ND	ND	ND	ND
07/28/2008	5426822	8260	ND	ND	ND	ND	ND	ND	ND	ND	ND	ND	ND	ND
07/15/2009	5724673	8260	ND	ND	ND	ND	ND	ND	ND	ND	ND	ND	ND	ND
07/20/2010	6038214	8260	ND	ND	ND	ND	ND	ND	ND	ND	ND	ND	ND	ND
07/19/2011	6350142	8260	ND	ND	ND	ND	ND	ND	ND	ND	ND	ND	ND	ND
07/12/2012	6719394	8260	ND	ND	ND	ND	ND	ND	ND	ND	ND	ND	ND	ND
07/16/2013	7129893	8260	ND	ND	ND	ND	ND	ND	ND	ND	ND	ND	ND	ND
07/16/2014	7535889	8260	ND	ND	ND	ND	ND	ND	ND	ND	ND	ND	ND	ND

ND - Not detected, indicates parameter was analyzed for, but not detected at or above the reporting limit.

To address the NYSDEC concerns regarding the presentation and plotting of nondetected values, the data for 2001 to 2004 has been reevaluated and interpreted as follows:

- 1) Nondetected concentrations have been represented as ND for reporting purposes.
- 2) Total VOCs have been recalculated and represented as the sum of the detected parameters shown on this table.
- 3) The method change to 8260 was approved by the NYSDEC and changed in January 2005.

FORMER CARBORUNDUM FACILITY

WHEATFIELD, NEW YORK

Well Id: B-59M

Date	Lab Sample Id	Method	Carbon tetrachloride (ug/L)	Chloroform (ug/L)	1,1-Dichloroethane (ug/L)	1,1-Dichloroethene (ug/L)	Methylene chloride (ug/L)	Trans-1,2-dichloroethene (ug/L)	Cis-1,2-dichloroethylene (ug/L)	1,1,1-Trichloroethane (ug/L)	Trichloroethene (TCE) (ug/L)	Tetrachloroethylene (PCE) (ug/L)	Vinyl chloride (ug/L)	Total (ug/L)
07/17/2002	A2732710	8021	ND	ND	ND	ND	ND	ND	ND	ND	2.5	ND	ND	2.5
08/05/2002	A2793604	8021	ND	ND	ND	ND	ND	ND	ND	ND	ND	ND	ND	ND
10/07/2002	A2999201	8021	ND	ND	ND	ND	ND	ND	ND	ND	ND	ND	ND	ND
01/16/2003	A3056008	8021	ND	ND	ND	ND	ND	ND	ND	ND	ND	ND	ND	ND
04/17/2003	A3361701	8021	ND	ND	ND	ND	ND	ND	ND	ND	ND	ND	ND	ND
07/14/2003	A3670605	8021	ND	ND	ND	ND	ND	ND	ND	ND	ND	ND	ND	ND
10/14/2003	A3998703	8021	ND	ND	ND	ND	ND	ND	ND	ND	ND	ND	ND	ND
01/07/2004	A4012312	8021	ND	ND	ND	ND	ND	ND	ND	ND	ND	ND	ND	ND
04/22/2004	A4372901	8021	ND	ND	ND	ND	ND	ND	ND	ND	ND	ND	ND	ND
07/14/2004	A4664202	8021	ND	ND	ND	ND	ND	ND	ND	ND	ND	ND	ND	ND
10/15/2004	A4A20702	8021	ND	ND	ND	ND	ND	ND	ND	ND	0.79 J	ND	ND	0.79
01/19/2005	A5050901	8260	ND	ND	ND	ND	ND	ND	ND	ND	ND	ND	ND	ND
04/25/2005	A5408101	8260	ND	ND	ND	ND	ND	ND	ND	ND	ND	ND	ND	ND
07/20/2005	A5762204	8260/5ML	ND	ND	ND	ND	ND	ND	ND	ND	ND	ND	ND	ND
07/19/2006	6G20004-14RE1	8260	ND	ND	ND	ND	4	ND	3	ND	3	ND	ND	10
07/17/2007	7G18027-09	8260	ND	ND	ND	ND	ND	1	4	ND	3	ND	ND	8
07/21/2008	5420892	8260	ND	ND	ND	ND	ND	0.8 J	1.1 J	ND	ND	ND	ND	1.9
07/08/2009	5719627	8260	ND	ND	ND	ND	ND	ND	ND	ND	ND	ND	ND	ND
07/19/2010	6036152	8260	ND	ND	ND	ND	ND	2.2 J	6.9	ND	ND	ND	3 J	12.1
04/13/2011	6258124	8260	ND	ND	ND	ND	ND	ND	1.2 J	ND	ND	ND	ND	1.2
07/12/2011	6342643	8260	ND	ND	ND	ND	ND	ND	ND	ND	ND	ND	ND	ND
07/11/2012	6717359	8260	ND	ND	ND	ND	ND	ND	3.4 J	ND	ND	ND	2.7 J	6.1
07/10/2013	7123808	8260	ND	ND	ND	ND	ND	ND	0.90 J	ND	ND	ND	ND	0.9
07/15/2014	7534319	8260	ND	ND	ND	ND	ND	ND	ND	ND	ND	ND	ND	ND

ND - Not detected, indicates parameter was analyzed for, but not detected at or above the reporting limit.

To address the NYSDEC concerns regarding the presentation and plotting of nondetected values, the data for 2001 to 2004 has been reevaluated and interpreted as follows:

- 1) Nondetected concentrations have been represented as ND for reporting purposes.
- 2) Total VOCs have been recalculated and represented as the sum of the detected parameters shown on this table.
- 3) The method change to 8260 was approved by the NYSDEC and changed in January 2005.

FORMER CARBORUNDUM FACILITY

WHEATFIELD, NEW YORK

Well Id: B-60M

Date	Lab Sample Id	Method	Carbon tetrachloride (ug/L)	Chloroform (ug/L)	1,1-Dichloroethane (ug/L)	1,1-Dichloroethene (ug/L)	Methylene chloride (ug/L)	Trans-1,2-dichloroethene (ug/L)	Cis-1,2-dichloroethylene (ug/L)	1,1,1-Trichloroethane (ug/L)	Trichloroethene (TCE) (ug/L)	Tetrachloroethylene (PCE) (ug/L)	Vinyl chloride (ug/L)	Total (ug/L)
07/17/2002	A2732708	8021	ND	ND	ND	ND	ND	ND	ND	ND	3.8	ND	ND	3.8
08/05/2002	A2793610	8021	ND	ND	ND	ND	ND	ND	ND	ND	ND	ND	ND	ND
10/04/2002	A2986402	8021	ND	ND	ND	ND	ND	ND	ND	ND	ND	ND	ND	ND
01/16/2003	A3056006	8021	ND	ND	ND	ND	ND	ND	ND	ND	ND	ND	ND	ND
04/17/2003	A3361702	8021	ND	ND	ND	ND	ND	ND	ND	ND	ND	ND	ND	ND
07/14/2003	A3670604	8021	ND	ND	ND	ND	ND	ND	ND	ND	ND	ND	ND	ND
10/14/2003	A3998702	8021	ND	ND	ND	ND	ND	ND	ND	ND	ND	ND	ND	ND
01/08/2004	A4026302	8021	ND	ND	ND	ND	ND	ND	ND	ND	ND	ND	ND	ND
04/22/2004	A4372903	8021	ND	ND	ND	ND	ND	ND	ND	ND	ND	ND	ND	ND
07/14/2004	A4664205	8021	ND	ND	ND	ND	ND	ND	ND	ND	ND	ND	ND	ND
10/20/2004	A4A32103	8021	ND	ND	ND	ND	ND	ND	ND	ND	ND	ND	ND	ND
01/19/2005	A5050902	8260	ND	ND	ND	ND	ND	ND	ND	ND	ND	ND	ND	ND
04/22/2005	A5402103	8260	ND	ND	ND	ND	ND	ND	ND	ND	ND	ND	ND	ND
07/20/2005	A5762205	8260/5ML	ND	ND	ND	ND	ND	ND	ND	ND	ND	ND	ND	ND
07/19/2006	6G20004-10	8260	ND	ND	ND	ND	ND	ND	ND	ND	ND	ND	ND	ND
07/17/2007	7G18027-06	8260	ND	ND	ND	ND	ND	ND	ND	ND	ND	ND	ND	ND
07/21/2008	5420895	8260	ND	ND	ND	ND	ND	ND	ND	ND	ND	ND	ND	ND
07/08/2009	5719625	8260	ND	ND	ND	ND	ND	ND	ND	ND	ND	ND	ND	ND
07/19/2010	6036153	8260	ND	ND	ND	ND	ND	ND	ND	ND	ND	ND	ND	ND
07/12/2011	6342644	8260	ND	ND	ND	ND	ND	ND	ND	ND	ND	ND	ND	ND
07/11/2012	6717358	8260	ND	ND	ND	ND	ND	ND	ND	ND	ND	ND	ND	ND
07/10/2013	7123811	8260	ND	ND	ND	ND	ND	ND	ND	ND	ND	ND	ND	ND
07/15/2014	7534312	8260	ND	ND	ND	ND	ND	ND	ND	ND	ND	ND	ND	ND

ND - Not detected, indicates parameter was analyzed for, but not detected at or above the reporting limit.

To address the NYSDEC concerns regarding the presentation and plotting of nondetected values, the data for 2001 to 2004 has been reevaluated and interpreted as follows:

- 1) Nondetected concentrations have been represented as ND for reporting purposes.
- 2) Total VOCs have been recalculated and represented as the sum of the detected parameters shown on this table.
- 3) The method change to 8260 was approved by the NYSDEC and changed in January 2005.

FORMER CARBORUNDUM FACILITY

WHEATFIELD, NEW YORK

Well Id: B-61M

Date	Lab Sample Id	Method	Carbon tetrachloride (ug/L)	Chloroform (ug/L)	1,1-Dichloro-ethane (ug/L)	1,1-Dichloro-ethene (ug/L)	Methylene chloride (ug/L)	Trans-1,2-dichloro-ethene (ug/L)	Cis-1,2-dichloro-ethylene (ug/L)	1,1,1-Trichloro-ethane (ug/L)	Trichloro-ethene (TCE) (ug/L)	Tetrachloro-ethylene (PCE) (ug/L)	Vinyl chloride (ug/L)	Total (ug/L)
07/18/2002	A2732705	8021	ND	5	ND	ND	ND	ND	4.8	ND	26	ND	ND	35.8
08/05/2002	A2793611	8021	ND	ND	ND	ND	ND	ND	ND	ND	ND	ND	ND	ND
10/03/2002	A2980612	8021	ND	ND	ND	ND	ND	ND	ND	ND	ND	ND	ND	ND
01/16/2003	A3056007	8021	ND	ND	ND	ND	ND	ND	ND	ND	ND	ND	ND	ND
04/14/2003	A3347501	8021	ND	ND	ND	ND	ND	ND	ND	ND	ND	ND	ND	ND
07/14/2003	A3670603	8021	ND	ND	ND	ND	ND	ND	ND	ND	ND	ND	ND	ND
10/14/2003	A3998701	8021	ND	ND	ND	ND	ND	ND	ND	ND	ND	ND	ND	ND
01/08/2004	A4026301	8021	ND	ND	ND	ND	ND	ND	ND	ND	ND	ND	ND	ND
04/22/2004	A4372902	8021	ND	ND	ND	ND	ND	ND	ND	ND	ND	ND	ND	ND
07/14/2004	A4664206	8021	ND	ND	ND	ND	ND	ND	ND	ND	ND	ND	ND	ND
10/20/2004	A4A32104	8021	ND	ND	ND	ND	ND	ND	ND	ND	ND	ND	ND	ND
01/19/2005	A5050903	8260	ND	ND	ND	ND	ND	ND	ND	ND	0.3 J	ND	ND	0.3
04/25/2005	A5408102	8260	ND	ND	ND	ND	ND	ND	ND	ND	ND	ND	ND	ND
07/20/2005	A5762206	8260/5ML	ND	ND	ND	ND	ND	ND	ND	ND	ND	ND	ND	ND
07/19/2006	6G20004-11	8260	ND	ND	ND	ND	ND	ND	ND	ND	ND	ND	ND	ND
07/17/2007	7G18027-07	8260	ND	ND	ND	ND	ND	ND	ND	ND	ND	ND	ND	ND
07/21/2008	5420896	8260	ND	ND	ND	ND	ND	ND	ND	ND	ND	ND	ND	ND
07/08/2009	5719626	8260	ND	ND	ND	ND	ND	ND	ND	ND	ND	ND	ND	ND
07/19/2010	6036154	8260	ND	ND	ND	ND	ND	ND	ND	ND	ND	ND	ND	ND
07/12/2011	6342645	8260	ND	ND	ND	ND	ND	ND	ND	ND	ND	ND	ND	ND
07/11/2012	6717357	8260	ND	ND	ND	ND	ND	ND	ND	ND	ND	ND	ND	ND
07/10/2013	7123809	8260	ND	ND	ND	ND	ND	ND	ND	ND	ND	ND	ND	ND
07/15/2014	7534313	8260	ND	ND	ND	ND	ND	ND	ND	ND	ND	ND	ND	ND

ND - Not detected, indicates parameter was analyzed for, but not detected at or above the reporting limit.

To address the NYSDEC concerns regarding the presentation and plotting of nondetected values, the data for 2001 to 2004 has been reevaluated and interpreted as follows:

- 1) Nondetected concentrations have been represented as ND for reporting purposes.
- 2) Total VOCs have been recalculated and represented as the sum of the detected parameters shown on this table.
- 3) The method change to 8260 was approved by the NYSDEC and changed in January 2005.

FORMER CARBORUNDUM FACILITY

WHEATFIELD, NEW YORK

Well Id: B-62M

Date	Lab Sample Id	Method	Carbon tetrachloride (ug/L)	Chloroform (ug/L)	1,1-Dichloroethane (ug/L)	1,1-Dichloroethene (ug/L)	Methylene chloride (ug/L)	Trans-1,2-dichloroethene (ug/L)	Cis-1,2-dichloroethylene (ug/L)	1,1,1-Trichloroethane (ug/L)	Trichloroethene (TCE) (ug/L)	Tetrachloroethylene (PCE) (ug/L)	Vinyl chloride (ug/L)	Total (ug/L)
07/17/2002	A2732712	8021	ND	ND	ND	ND	ND	ND	2.2	ND	7.4	ND	ND	9.6
08/05/2002	A2793609	8021	ND	ND	ND	ND	ND	ND	0.86 J	ND	3.1	ND	ND	3.96
10/04/2002	A2986403	8021	ND	ND	ND	ND	ND	ND	ND	ND	1.2	ND	ND	1.2
01/17/2003	A3056009	8021	ND	ND	ND	ND	ND	ND	ND	ND	ND	ND	ND	ND
04/03/2003	A3315007	8021	ND	ND	ND	ND	ND	ND	ND	ND	ND	ND	ND	ND
07/08/2003	A3649202	8021	ND	ND	ND	ND	ND	ND	ND	ND	ND	ND	ND	ND
10/08/2003	A3978808	8021	ND	ND	ND	ND	ND	ND	ND	ND	ND	ND	ND	ND
01/07/2004	A4012309	8021	ND	ND	ND	ND	ND	ND	ND	ND	ND	ND	ND	ND
04/15/2004	A4337501	8021	ND	ND	ND	ND	ND	ND	ND	ND	ND	ND	ND	ND
06/29/2004	A4614509	8021	ND	ND	ND	ND	ND	ND	ND	ND	ND	ND	ND	ND
10/27/2004	A4A60303	8021	ND	ND	ND	ND	ND	ND	ND	ND	ND	ND	ND	ND
04/04/2005	A5307806	8260	ND	ND	ND	ND	ND	ND	ND	ND	ND	ND	ND	ND
07/12/2005	A5725406	8260/5ML	ND	ND	ND	ND	ND	ND	ND	ND	ND	ND	ND	ND
07/21/2006	6G21018-03	8260	ND	ND	ND	ND	4	ND	ND	ND	ND	ND	ND	4
07/17/2007	7G18027-03	8260	ND	ND	ND	ND	ND	ND	ND	ND	ND	ND	ND	ND
07/17/2008	5418423	8260	ND	ND	ND	ND	ND	ND	ND	ND	ND	ND	ND	ND
07/08/2009	5719616	8260	ND	ND	ND	ND	ND	ND	ND	ND	ND	ND	ND	ND
07/22/2010	6040536	8260	ND	ND	ND	ND	ND	ND	ND	ND	ND	ND	ND	ND
07/26/2011	6357495	8260	ND	ND	ND	ND	ND	ND	ND	ND	ND	ND	ND	ND
07/10/2012	6716076	8260	ND	ND	ND	ND	ND	ND	ND	ND	ND	ND	ND	ND
07/10/2013	7123803	8260	ND	ND	ND	ND	ND	ND	ND	ND	ND	ND	ND	ND
07/15/2014	7534320	8260	ND	ND	ND	ND	ND	ND	ND	ND	ND	ND	ND	ND

ND - Not detected, indicates parameter was analyzed for, but not detected at or above the reporting limit.

To address the NYSDEC concerns regarding the presentation and plotting of nondetected values, the data for 2001 to 2004 has been reevaluated and interpreted as follows:

- 1) Nondetected concentrations have been represented as ND for reporting purposes.
- 2) Total VOCs have been recalculated and represented as the sum of the detected parameters shown on this table.
- 3) The method change to 8260 was approved by the NYSDEC and changed in January 2005.

FORMER CARBORUNDUM FACILITY

WHEATFIELD, NEW YORK

Well Id: B-63M

Date	Lab Sample Id	Method	Carbon tetrachloride (ug/L)	Chloroform (ug/L)	1,1-Dichloro-ethane (ug/L)	1,1-Dichloro-ethene (ug/L)	Methylene chloride (ug/L)	Trans-1,2-dichloro-ethene (ug/L)	Cis-1,2-dichloro-ethylene (ug/L)	1,1,1-Trichloro-ethane (ug/L)	Trichloro-ethene (TCE) (ug/L)	Tetrachloro-ethylene (PCE) (ug/L)	Vinyl chloride (ug/L)	Total (ug/L)
07/17/2002	A2732709	8021	ND	ND	ND	ND	ND	ND	ND	ND	ND	ND	ND	ND
08/05/2002	A2793605	8021	ND	ND	ND	ND	ND	ND	ND	ND	ND	ND	ND	ND
01/13/2003	A3038006	8021	ND	ND	ND	ND	ND	ND	ND	ND	ND	ND	ND	ND
04/03/2003	A3315004	8021	ND	ND	ND	ND	ND	ND	ND	ND	ND	ND	ND	ND
07/08/2003	A3649201	8021	ND	ND	ND	ND	ND	ND	ND	ND	ND	ND	ND	ND
10/08/2003	A3978807	8021	ND	ND	ND	ND	ND	ND	ND	ND	ND	ND	ND	ND
01/07/2004	A4012305	8021	ND	ND	ND	ND	ND	ND	ND	ND	ND	ND	ND	ND
04/15/2004	A4337502	8021	ND	ND	ND	ND	ND	ND	ND	ND	ND	ND	ND	ND
06/28/2004	A4614504	8021	ND	ND	ND	ND	ND	ND	ND	ND	ND	ND	ND	ND
10/20/2004	A4A32106	8021	ND	ND	ND	ND	ND	ND	ND	ND	ND	ND	ND	ND
01/19/2005	A5050904	8260	ND	ND	ND	ND	ND	ND	ND	ND	ND	ND	ND	ND
04/04/2005	A5307805	8260	ND	ND	ND	ND	ND	ND	ND	ND	ND	ND	ND	ND
07/12/2005	A5725405	8260/5ML	ND	ND	ND	ND	ND	ND	ND	ND	ND	ND	ND	ND
07/19/2006	6G20004-13	8260	ND	ND	ND	ND	ND	ND	ND	ND	ND	ND	ND	ND
07/18/2007	7G19011-08	8260	ND	ND	ND	ND	ND	ND	ND	ND	ND	ND	ND	ND
07/17/2008	5418424	8260	ND	ND	ND	ND	ND	ND	ND	ND	ND	ND	ND	ND
07/08/2009	5719620	8260	ND	ND	ND	ND	ND	ND	ND	ND	ND	ND	ND	ND
07/22/2010	6040535	8260	ND	ND	ND	ND	ND	ND	ND	ND	ND	ND	ND	ND
07/26/2011	6357496	8260	ND	ND	ND	ND	ND	ND	ND	ND	ND	ND	ND	ND
07/10/2012	6716070	8260	ND	ND	ND	ND	ND	ND	ND	ND	ND	ND	ND	ND
07/10/2013	7123802	8260	ND	ND	ND	ND	ND	ND	ND	ND	ND	ND	ND	ND
07/15/2014	7534316	8260	ND	ND	ND	ND	ND	ND	ND	ND	ND	ND	ND	ND

ND - Not detected, indicates parameter was analyzed for, but not detected at or above the reporting limit.

To address the NYSDEC concerns regarding the presentation and plotting of nondetected values, the data for 2001 to 2004 has been reevaluated and interpreted as follows:

- 1) Nondetected concentrations have been represented as ND for reporting purposes.
- 2) Total VOCs have been recalculated and represented as the sum of the detected parameters shown on this table.
- 3) The method change to 8260 was approved by the NYSDEC and changed in January 2005.

FORMER CARBORUNDUM FACILITY

WHEATFIELD, NEW YORK

Well Id: B-64M

Date	Lab Sample Id	Method	Carbon tetrachloride (ug/L)	Chloroform (ug/L)	1,1-Dichloro-ethane (ug/L)	1,1-Dichloro-ethene (ug/L)	Methylene chloride (ug/L)	Trans-1,2-dichloro-ethene (ug/L)	Cis-1,2-dichloro-ethylene (ug/L)	1,1,1-Trichloro-ethane (ug/L)	Trichloro-ethene (TCE) (ug/L)	Tetrachloro-ethylene (PCE) (ug/L)	Vinyl chloride (ug/L)	Total (ug/L)
07/17/2002	A2732711	8021	ND	17	ND	ND	ND	ND	ND	ND	8.7	ND	ND	25.7
08/05/2002	A2793606	8021	ND	9.4	ND	ND	ND	ND	3.7	ND	6.8	ND	ND	19.9
10/07/2002	A2999204	8021	ND	0.9 J	ND	ND	ND	ND	0.3 J	ND	0.96 J	ND	ND	2.16
01/15/2003	A3043011	8021	ND	ND	ND	ND	ND	ND	ND	ND	ND	ND	ND	ND
04/03/2003	A3315005	8021	ND	ND	ND	ND	ND	ND	ND	ND	ND	ND	ND	ND
07/03/2003	A3639706	8021	ND	ND	ND	ND	ND	ND	ND	ND	ND	ND	ND	ND
10/08/2003	A3978805	8021	ND	ND	ND	ND	ND	ND	1.1	ND	ND	ND	ND	1.1
01/07/2004	A4012307	8021	ND	ND	ND	ND	ND	ND	ND	ND	ND	ND	ND	ND
04/15/2004	A4337503	8021	ND	ND	ND	ND	ND	ND	ND	ND	ND	ND	ND	ND
06/28/2004	A4614502	8021	ND	ND	ND	ND	ND	ND	ND	ND	ND	ND	ND	ND
10/20/2004	A4A32107	8021	ND	ND	ND	ND	ND	ND	ND	ND	ND	ND	ND	ND
01/19/2005	A5050905	8260	ND	ND	ND	ND	ND	ND	ND	ND	0.3 J	ND	ND	0.3
04/04/2005	A5307804	8260	ND	ND	ND	ND	ND	ND	ND	ND	ND	ND	ND	ND
07/12/2005	A5725404	8260/5ML	ND	ND	ND	ND	ND	ND	ND	ND	ND	ND	ND	ND
07/21/2006	6G21018-04	8260	ND	ND	ND	ND	5 B	ND	ND	ND	ND	ND	ND	5
07/17/2007	7G18027-01	8260	ND	ND	ND	ND	ND	ND	ND	ND	ND	ND	ND	ND
07/17/2008	5418425	8260	ND	ND	ND	ND	ND	ND	ND	ND	ND	ND	ND	ND
07/08/2009	5719619	8260	ND	ND	ND	ND	ND	ND	ND	ND	ND	ND	ND	ND
07/22/2010	6040531	8260	ND	ND	ND	ND	ND	ND	ND	ND	ND	ND	ND	ND
07/26/2011	6357497	8260	ND	ND	ND	ND	ND	ND	ND	ND	ND	ND	ND	ND
07/10/2012	6716071	8260	ND	ND	ND	ND	ND	ND	ND	ND	ND	ND	ND	ND
07/10/2013	7123804	8260	ND	ND	ND	ND	ND	ND	ND	ND	ND	ND	ND	ND
07/15/2014	7534317	8260	ND	ND	ND	ND	ND	ND	ND	ND	ND	ND	ND	ND

ND - Not detected, indicates parameter was analyzed for, but not detected at or above the reporting limit.

To address the NYSDEC concerns regarding the presentation and plotting of nondetected values, the data for 2001 to 2004 has been reevaluated and interpreted as follows:

- 1) Nondetected concentrations have been represented as ND for reporting purposes.
- 2) Total VOCs have been recalculated and represented as the sum of the detected parameters shown on this table.
- 3) The method change to 8260 was approved by the NYSDEC and changed in January 2005.

FORMER CARBORUNDUM FACILITY

WHEATFIELD, NEW YORK

Well Id: B-65M

Date	Lab Sample Id	Method	Carbon tetrachloride (ug/L)	Chloroform (ug/L)	1,1-Dichloro-ethane (ug/L)	1,1-Dichloro-ethene (ug/L)	Methylene chloride (ug/L)	Trans-1,2-dichloro-ethene (ug/L)	Cis-1,2-dichloro-ethylene (ug/L)	1,1,1-Trichloro-ethane (ug/L)	Trichloro-ethene (TCE) (ug/L)	Tetrachloro-ethylene (PCE) (ug/L)	Vinyl chloride (ug/L)	Total (ug/L)
07/17/2002	A2732713	8021	ND	ND	ND	ND	ND	ND	ND	ND	2.6	ND	ND	2.6
08/05/2002	A2793607	8021	ND	0.24 J	ND	ND	ND	ND	ND	ND	0.49 J	ND	ND	0.73
10/07/2002	A2999203	8021	ND	ND	ND	ND	ND	ND	ND	ND	ND	ND	ND	ND
01/15/2003	A3043010	8021	ND	ND	ND	ND	ND	ND	ND	ND	ND	ND	ND	ND
04/03/2003	A3315006	8021	ND	ND	ND	ND	ND	ND	ND	ND	ND	ND	ND	ND
07/03/2003	A3639707	8021	ND	ND	ND	ND	ND	ND	ND	ND	ND	ND	ND	ND
10/08/2003	A3978806	8021	ND	ND	ND	ND	ND	ND	ND	ND	ND	ND	ND	ND
01/07/2004	A4012308	8021	ND	ND	ND	ND	ND	ND	ND	ND	ND	ND	ND	ND
04/15/2004	A4337504	8021	ND	ND	ND	ND	ND	ND	ND	ND	ND	ND	ND	ND
06/29/2004	A4614508	8021	ND	ND	ND	ND	ND	ND	ND	ND	ND	ND	ND	ND
10/27/2004	A4A60304	8021	ND	ND	ND	ND	ND	ND	ND	ND	ND	ND	ND	ND
01/19/2005	A5050906	8260	ND	ND	ND	ND	ND	ND	ND	ND	0.53 J	ND	ND	0.53
04/04/2005	A5307803	8260	ND	ND	ND	ND	ND	ND	ND	ND	ND	ND	ND	ND
07/12/2005	A5725403	8260/5ML	ND	ND	ND	ND	ND	ND	ND	ND	ND	ND	ND	ND
07/21/2006	6G21018-05	8260	ND	ND	ND	ND	3 B	ND	ND	ND	ND	ND	ND	3
07/17/2007	7G18027-02	8260	ND	ND	ND	ND	ND	ND	ND	ND	ND	ND	ND	ND
07/17/2008	5418426	8260	ND	ND	ND	ND	ND	ND	ND	ND	ND	ND	ND	ND
07/08/2009	5719618	8260	ND	ND	ND	ND	ND	ND	ND	ND	ND	ND	ND	ND
07/22/2010	6040539	8260	ND	ND	ND	ND	ND	ND	ND	ND	ND	ND	ND	ND
07/26/2011	6357501	8260	ND	ND	ND	ND	ND	ND	ND	ND	ND	ND	ND	ND
07/10/2012	6716072	8260	ND	ND	ND	ND	ND	ND	ND	ND	ND	ND	ND	ND
07/10/2013	7123805	8260	ND	ND	ND	ND	ND	ND	ND	ND	ND	ND	ND	ND
07/15/2014	7534318	8260	ND	ND	ND	ND	ND	ND	ND	ND	ND	ND	ND	ND

ND - Not detected, indicates parameter was analyzed for, but not detected at or above the reporting limit.

To address the NYSDEC concerns regarding the presentation and plotting of nondetected values, the data for 2001 to 2004 has been reevaluated and interpreted as follows:

- 1) Nondetected concentrations have been represented as ND for reporting purposes.
- 2) Total VOCs have been recalculated and represented as the sum of the detected parameters shown on this table.
- 3) The method change to 8260 was approved by the NYSDEC and changed in January 2005.

FORMER CARBORUNDUM FACILITY

WHEATFIELD, NEW YORK

Well Id: B-66M

Date	Lab Sample Id	Method	Carbon tetrachloride (ug/L)	Chloroform (ug/L)	1,1-Dichloro-ethane (ug/L)	1,1-Dichloro-ethene (ug/L)	Methylene chloride (ug/L)	Trans-1,2-dichloro-ethene (ug/L)	Cis-1,2-dichloro-ethylene (ug/L)	1,1,1-Trichloro-ethane (ug/L)	Trichloro-ethene (TCE) (ug/L)	Tetrachloro-ethylene (PCE) (ug/L)	Vinyl chloride (ug/L)	Total (ug/L)
07/18/2002	A2732706	8021	ND	ND	ND	ND	ND	ND	ND	ND	5.2	ND	ND	5.2
08/05/2002	A2793608	8021	ND	0.35 J	ND	ND	ND	ND	ND	ND	2.6	ND	ND	2.95
10/07/2002	A2999202	8021	ND	ND	ND	ND	ND	ND	ND	ND	ND	ND	ND	ND
01/14/2003	A3043005	8021	ND	ND	ND	ND	ND	ND	0.38 J	ND	0.24 J	ND	ND	0.62
04/07/2003	A3320701	8021	ND	ND	ND	ND	ND	ND	ND	ND	ND	ND	ND	ND
07/03/2003	A3639704	8021	ND	ND	ND	ND	ND	ND	ND	ND	ND	ND	ND	ND
10/08/2003	A3978803	8021	ND	ND	ND	ND	ND	ND	ND	ND	ND	ND	ND	ND
01/07/2004	A4012311	8021	ND	ND	ND	ND	ND	ND	ND	ND	ND	ND	ND	ND
04/15/2004	A4337505	8021	ND	ND	ND	ND	ND	ND	ND	ND	ND	ND	ND	ND
06/28/2004	A4614505	8021	ND	ND	ND	ND	ND	ND	ND	ND	ND	ND	ND	ND
10/20/2004	A4A32108	8021	ND	ND	ND	ND	ND	ND	ND	ND	ND	ND	ND	ND
01/19/2005	A5050907	8260	ND	ND	ND	ND	ND	ND	ND	ND	ND	ND	ND	ND
04/04/2005	A5307802	8260	ND	ND	ND	ND	ND	ND	ND	ND	ND	ND	ND	ND
07/12/2005	A5725402	8260/5ML	ND	ND	ND	ND	ND	ND	ND	ND	ND	ND	ND	ND
07/13/2006	6G14009-01	8260	ND	ND	ND	ND	ND	ND	ND	ND	ND	ND	ND	ND
07/17/2007	7G18027-05	8260	ND	ND	ND	ND	ND	ND	ND	ND	ND	ND	ND	ND
07/17/2008	5418427	8260	ND	ND	ND	ND	ND	ND	ND	ND	ND	ND	ND	ND
07/08/2009	5719614	8260	ND	ND	ND	ND	ND	ND	ND	ND	ND	ND	ND	ND
07/19/2010	6036147	8260	ND	ND	ND	ND	ND	ND	ND	ND	ND	ND	ND	ND
07/26/2011	6357502	8260	ND	ND	ND	ND	ND	ND	ND	ND	ND	ND	ND	ND
07/10/2012	6716077	8260	ND	ND	ND	ND	ND	ND	ND	ND	ND	ND	ND	ND
07/10/2013	7123806	8260	ND	ND	ND	ND	ND	ND	ND	ND	ND	ND	ND	ND
07/11/2014	7531028	8260	ND	ND	ND	ND	ND	ND	ND	ND	ND	ND	ND	ND

ND - Not detected, indicates parameter was analyzed for, but not detected at or above the reporting limit.

To address the NYSDEC concerns regarding the presentation and plotting of nondetected values, the data for 2001 to 2004 has been reevaluated and interpreted as follows:

- 1) Nondetected concentrations have been represented as ND for reporting purposes.
- 2) Total VOCs have been recalculated and represented as the sum of the detected parameters shown on this table.
- 3) The method change to 8260 was approved by the NYSDEC and changed in January 2005.

FORMER CARBORUNDUM FACILITY

WHEATFIELD, NEW YORK

Well Id: B-67M

Date	Lab Sample Id	Method	Carbon tetrachloride (ug/L)	Chloroform (ug/L)	1,1-Dichloro-ethane (ug/L)	1,1-Dichloro-ethene (ug/L)	Methylene chloride (ug/L)	Trans-1,2-dichloro-ethene (ug/L)	Cis-1,2-dichloro-ethylene (ug/L)	1,1,1-Trichloro-ethane (ug/L)	Trichloro-ethene (TCE) (ug/L)	Tetrachloro-ethylene (PCE) (ug/L)	Vinyl chloride (ug/L)	Total (ug/L)
07/17/2002	A2732707	8021	ND	ND	ND	ND	ND	ND	ND	ND	ND	ND	ND	ND
08/05/2002	A2793613	8021	ND	ND	ND	ND	ND	ND	ND	ND	ND	ND	ND	ND
10/04/2002	A2986401	8021	ND	ND	ND	ND	ND	ND	ND	ND	ND	ND	ND	ND
01/14/2003	A3043006	8021	ND	ND	ND	ND	ND	ND	ND	ND	ND	ND	ND	ND
04/03/2003	A3315001	8021	ND	ND	ND	ND	ND	ND	ND	ND	ND	ND	ND	ND
07/03/2003	A3639705	8021	ND	ND	ND	ND	ND	ND	ND	ND	ND	ND	ND	ND
10/08/2003	A3978802	8021	ND	ND	ND	ND	ND	ND	ND	ND	ND	ND	ND	ND
01/07/2004	A4012310	8021	ND	ND	ND	ND	ND	ND	ND	ND	ND	ND	ND	ND
04/15/2004	A4337506	8021	ND	ND	ND	ND	ND	ND	ND	ND	ND	ND	ND	ND
06/28/2004	A4614506	8021	ND	ND	ND	ND	ND	ND	ND	ND	ND	ND	ND	ND
10/20/2004	A4A32109	8021	ND	ND	ND	ND	ND	ND	ND	ND	ND	ND	ND	ND
01/19/2005	A5050908	8260	ND	ND	ND	ND	ND	ND	ND	ND	0.35 J	ND	ND	0.35
04/04/2005	A5307801	8260	ND	ND	ND	ND	ND	ND	ND	ND	ND	ND	ND	ND
07/12/2005	A5725401	8260/5ML	ND	ND	ND	ND	ND	ND	ND	ND	ND	ND	ND	ND
07/13/2006	6G14009-02	8260	ND	ND	ND	ND	3	ND	ND	ND	ND	ND	ND	3
07/17/2007	7G18027-04	8260	ND	ND	ND	ND	ND	ND	ND	ND	ND	ND	ND	ND
07/17/2008	5418428	8260	ND	ND	ND	ND	ND	ND	ND	ND	ND	ND	ND	ND
07/08/2009	5719615	8260	ND	ND	ND	ND	ND	ND	ND	ND	ND	ND	ND	ND
07/19/2010	6036146	8260	ND	ND	ND	ND	ND	ND	ND	ND	ND	ND	ND	ND
07/26/2011	6357503	8260	ND	ND	ND	ND	ND	ND	ND	ND	ND	ND	ND	ND
07/10/2012	6716078	8260	ND	ND	ND	ND	ND	ND	ND	ND	ND	ND	ND	ND
07/10/2013	7123807	8260	ND	ND	ND	ND	ND	ND	ND	ND	ND	ND	ND	ND
07/11/2014	7531027	8260	ND	ND	ND	ND	ND	ND	ND	ND	ND	ND	ND	ND

ND - Not detected, indicates parameter was analyzed for, but not detected at or above the reporting limit.

To address the NYSDEC concerns regarding the presentation and plotting of nondetected values, the data for 2001 to 2004 has been reevaluated and interpreted as follows:

- 1) Nondetected concentrations have been represented as ND for reporting purposes.
- 2) Total VOCs have been recalculated and represented as the sum of the detected parameters shown on this table.
- 3) The method change to 8260 was approved by the NYSDEC and changed in January 2005.

FORMER CARBORUNDUM FACILITY

WHEATFIELD, NEW YORK

Well Id: DNAPL Sump														
Date	Lab Sample Id	Method	Carbon tetrachloride (ug/L)	Chloroform (ug/L)	1,1-Dichloroethane (ug/L)	1,1-Dichloroethene (ug/L)	Methylene chloride (ug/L)	Trans-1,2-dichloroethene (ug/L)	Cis-1,2-dichloroethylene (ug/L)	1,1,1-Trichloroethane (ug/L)	Trichloroethene (TCE) (ug/L)	Tetrachloroethylene (PCE) (ug/L)	Vinyl chloride (ug/L)	Total (ug/L)
04/25/2001	A1382102	8021	ND	ND	ND	ND	ND	ND	2300	ND	14000 D	ND	56	16356
07/12/2001	A1663804	8021	ND	ND	ND	ND	1.7 J	ND	120	ND	63	ND	2.5	187.2
01/25/2002	A2081502	8021	ND	ND	ND	13	1 J	15	4900 D	ND	1600 D	1.3	9.1	6539.4
04/19/2002	A2384301	8021	ND	ND	ND	ND	ND	ND	5900	ND	5000	ND	130	11030
07/16/2002	A2722915	8021	ND	ND	ND	ND	160	ND	3000	ND	5500	ND	240	8900
10/09/2002	A2A07506	8021	ND	ND	ND	ND	ND	ND	4400	ND	6600	ND	ND	11000
01/23/2003	A3075206	8021	ND	ND	ND	ND	ND	ND	2800	ND	16000	ND	ND	18800
04/10/2003	A3335401	8021	ND	ND	ND	ND	180	ND	2100	ND	2400	ND	190	4870
07/10/2003	A3654306	8021	ND	ND	ND	ND	ND	ND	1700	ND	3400	ND	110	5210

ND - Not detected, indicates parameter was analyzed for, but not detected at or above the reporting limit.

To address the NYSDEC concerns regarding the presentation and plotting of nondetected values, the data for 2001 to 2004 has been reevaluated and interpreted as follows:

- 1) Nondetected concentrations have been represented as ND for reporting purposes.
- 2) Total VOCs have been recalculated and represented as the sum of the detected parameters shown on this table.
- 3) The method change to 8260 was approved by the NYSDEC and changed in January 2005.

FORMER CARBORUNDUM FACILITY

WHEATFIELD, NEW YORK

Well Id: P-2

Date	Lab Sample Id	Method	Carbon tetrachloride (ug/L)	Chloroform (ug/L)	1,1-Dichloro-ethane (ug/L)	1,1-Dichloro-ethene (ug/L)	Methylene chloride (ug/L)	Trans-1,2-dichloro-ethene (ug/L)	Cis-1,2-dichloro-ethylene (ug/L)	1,1,1-Trichloro-ethane (ug/L)	Trichloro-ethene (TCE) (ug/L)	Tetrachloro-ethylene (PCE) (ug/L)	Vinyl chloride (ug/L)	Total (ug/L)
01/15/2001	A1041303	8021	ND	ND	ND	ND	ND	ND	74	ND	340	ND	ND	414
04/20/2001	A1366406	624	ND	ND	ND	ND	ND	ND	35	ND	320 D	ND	ND	355
07/13/2001	A1663813	8021	ND	ND	ND	ND	3.9	ND	39	ND	230	ND	ND	272.9
09/06/2001	A1858801	8021	ND	ND	ND	ND	110	ND	500	ND	4800	ND	ND	5410
10/15/2001	A1A17406	8021	ND	ND	ND	ND	58	ND	150	ND	3900	ND	ND	4108
01/24/2002	A2076711	8021	ND	ND	ND	ND	310	ND	740	560	8000	ND	ND	9610
04/19/2002	A2384302	8021	ND	ND	ND	ND	ND	ND	600	190	15000	ND	ND	15790
07/16/2002	A2722916	8021	ND	ND	ND	ND	610	ND	1500	1000	16000	ND	ND	19110
10/09/2002	A2A07507	8021	ND	ND	ND	ND	ND	ND	540	ND	12000	ND	ND	12540
04/09/2003	A3329402	8021	ND	ND	210	22	110	ND	390	1800	1200	ND	ND	3732
07/10/2003	A3654303	8021	ND	ND	ND	ND	ND	ND	860	400	7700	ND	ND	8960
10/13/2003	A3991301	8021	ND	ND	120	ND	100	ND	1200	870	7500	ND	ND	9790
01/07/2004	A4012402	8021	ND	ND	270	ND	ND	ND	1000	1800	7800	ND	120	10990
04/14/2004	A4331402	8021	ND	ND	180	ND	ND	ND	960	1800	9700	ND	ND	12640
07/07/2004	A4636803	8021	ND	ND	220	ND	ND	ND	1100	1100	12000	ND	ND	14420
10/08/2004	A4994502	8021	ND	ND	ND	ND	ND	ND	760	760	10000	ND	ND	11520
01/18/2005	A5051103	8260	ND	ND	ND	ND	ND	ND	860	1400	12000	ND	ND	14260
04/04/2005	A5307503	8260	ND	0.68 J	170 E	66 E	ND	7.7	810 E	1300 E	2500 E	1.9	20	4876.28
04/04/2005	A5307503DL	8260	ND	ND	ND	ND	ND	ND	580 D	1300 D	8200 D	ND	ND	10080
07/11/2005	A5724601	8260/5ML	ND	ND	70	ND	ND	ND	710	280	9200	ND	ND	10260
10/05/2005	A5B10701	8260	ND	ND	180	ND	ND	ND	530	1000	5400	ND	ND	7110
01/24/2006	A6089106	8260	ND	ND	170	ND	ND	ND	770	1200	8500	ND	ND	10640
04/12/2006	6D13005-04RE1	8260	ND	ND	124	24	11	7	638	1020	7800 D	ND	18	9642
07/11/2006	6G12005-03	8260	ND	ND	102	14	22	ND	621	411	6850 D	ND	13	8033
10/09/2006	6J10002-03	8260	ND	ND	146	23	ND	6	322	1130 D	2770 D	ND	12	4409
01/10/2007	7A11003-04	8260	ND	ND	135	17	12	ND	368	919	4950 D	ND	10	6411
04/03/2007	7D04039-01	8260	ND	ND	110	23	164	9	792	897	9730 D	ND	24	11749
07/05/2007	7G06018-04	8260	ND	ND	148	ND	ND	ND	10400	936	372	ND	ND	11856
10/10/2007	7J11002-01RE1	8260	ND	ND	36	ND	ND	ND	2190	50	3380	ND	80	5736
01/07/2008	8A08003-09	8260	ND	ND	86	ND	86	ND	629	722	524	ND	ND	2047
04/08/2008	8D09003-04	8260	ND	ND	102	15	ND	ND	1290	382	366	ND	90	2245
07/16/2008	5417447	8260	ND	ND	120	11 J	ND	6 J	2000	210	95	ND	390	2832
10/14/2008	5498678	8260	ND	ND	190	3.1 J	ND	5 J	1200	120	97	ND	21	1636.1
01/21/2009	5582428	8260	ND	ND	86	7.6	ND	5	920	100	280	ND	70	1468.6
04/16/2009	5649165	8260	ND	ND	190	31	ND	5.1	780	1100	260	ND	160	2526.1
07/13/2009	5722296	8260	ND	ND	82	19	ND	7.9 J	1700	350	420	ND	150	2728.9
10/07/2009	5800381	8260	ND	ND	460	62	ND	2.9 J	500	2800	250	ND	65	4139.9

ND - Not detected, indicates parameter was analyzed for, but not detected at or above the reporting limit.

To address the NYSDEC concerns regarding the presentation and plotting of nondetected values, the data for 2001 to 2004 has been reevaluated and interpreted as follows:

- 1) Nondetected concentrations have been represented as ND for reporting purposes.
- 2) Total VOCs have been recalculated and represented as the sum of the detected parameters shown on this table.
- 3) The method change to 8260 was approved by the NYSDEC and changed in January 2005.

FORMER CARBORUNDUM FACILITY

WHEATFIELD, NEW YORK

Well Id: P-2

Date	Lab Sample Id	Method	Carbon tetrachloride (ug/L)	Chloroform (ug/L)	1,1-Dichloro-ethane (ug/L)	1,1-Dichloro-ethene (ug/L)	Methylene chloride (ug/L)	Trans-1,2-dichloro-ethene (ug/L)	Cis-1,2-dichloro-ethylene (ug/L)	1,1,1-Trichloro-ethane (ug/L)	Trichloro-ethene (TCE) (ug/L)	Tetrachloro-ethylene (PCE) (ug/L)	Vinyl chloride (ug/L)	Total (ug/L)
01/26/2010	5893226	8260	ND	ND	270	39	ND	ND	490	2300	320	ND	39	3458
04/07/2010	5948423	8260	ND	0.98 J	270	81	ND	9.5	910	2200	2400	0.82 J	85	5957.3
07/21/2010	6039078	8260	ND	ND	180	31	ND	7.8 J	1100	1100	2300	ND	60	4778.8
10/12/2010	6109750	8260	ND	ND	580	88	ND	12 J	1700	4700	3400	ND	94	10574
01/24/2011	6190814	8260	ND	ND	280	47	ND	5.6 J	800	2100	1700	ND	31	4963.6
04/12/2011	6256723	8260	ND	ND	150	30	ND	7.6 J	1100	1100	5400	ND	41	7828.6
07/20/2011	6352280	8260	ND	ND	98	25	ND	11 J	1600	630	6000	ND	57	8421
10/12/2011	6435908	8260	ND	ND	210	41	ND	9.9 J	980	1600	3700	ND	42	6582.9
01/19/2012	6527711	8260	ND	ND	82	22	ND	2.4 J	500	560	1600	ND	5.7 J	2772.1
04/04/2012	6607024	8260	ND	ND	77	15	ND	4.1 J	710	560	2700	ND	20	4086.1
07/19/2012	6728260	8260	ND	ND	150	26	ND	10 J	1700	970	7800	ND	48	10704
10/04/2012	6814368	8260	ND	ND	ND	ND	ND	ND	2.7 J	5.7	75	ND	ND	83.4
01/24/2013	6934232	8260	ND	ND	ND	ND	ND	ND	12	2.6 J	36	ND	ND	50.6
04/04/2013	7011183	8260	ND	ND	81	22	ND	7.9 J	640	590	6300	ND	18	7658.9
07/11/2013	7125530	8260	ND	ND	77	21	ND	9.1	780	530	8700	1.3 J	44	10162.4
11/12/2013	7275078	8260	ND	ND	61	15 J	ND	4.7 J	530	390	4400	ND	18 J	5418.7
01/17/2014	7341390	8260	ND	ND	33	9.0	ND	2.5 J	260	260	2500	ND	3.0 J	3067.5
04/14/2014	7430456	8260	ND	ND	94	27	ND	4.7 J	490	790	4900	ND	6.2	6311.9
07/10/2014	7529502	8260	ND	ND	86	28	ND	6.2 J	720	700	6500	ND	24	8064.2
10/06/2014	7626647	8260	ND	ND	87	35	ND	6.3 J	750	550	6700	ND	34	8162.3

ND - Not detected, indicates parameter was analyzed for, but not detected at or above the reporting limit.

To address the NYSDEC concerns regarding the presentation and plotting of nondetected values, the data for 2001 to 2004 has been reevaluated and interpreted as follows:

- 1) Nondetected concentrations have been represented as ND for reporting purposes.
- 2) Total VOCs have been recalculated and represented as the sum of the detected parameters shown on this table.
- 3) The method change to 8260 was approved by the NYSDEC and changed in January 2005.

FORMER CARBORUNDUM FACILITY

WHEATFIELD, NEW YORK

Well Id: P-3

Date	Lab Sample Id	Method	Carbon tetrachloride (ug/L)	Chloroform (ug/L)	1,1-Dichloro-ethane (ug/L)	1,1-Dichloro-ethene (ug/L)	Methylene chloride (ug/L)	Trans-1,2-dichloro-ethene (ug/L)	Cis-1,2-dichloro-ethylene (ug/L)	1,1,1-Trichloro-ethane (ug/L)	Trichloro-ethene (TCE) (ug/L)	Tetrachloro-ethylene (PCE) (ug/L)	Vinyl chloride (ug/L)	Total (ug/L)
01/15/2001	A1041304	8021	ND	ND	ND	ND	ND	ND	2.4	ND	0.42 J	ND	ND	2.82
04/20/2001	A1366407	624	ND	ND	ND	ND	ND	ND	1.6	ND	1.5	ND	ND	3.1
07/11/2001	A1648715	8021	ND	ND	ND	ND	ND	ND	1.2	ND	0.38 J	ND	ND	1.58
10/16/2001	A1A17404	8021	ND	ND	ND	ND	ND	5.2	210	ND	69	ND	3.5	287.7
01/21/2002	A2066001	8021	ND	ND	ND	ND	ND	6.5	140	ND	ND	ND	ND	146.5
04/11/2002	A2348304	8021	ND	ND	ND	ND	ND	4.9	170	ND	ND	ND	8.4	183.3
07/12/2002	A2713910	8021	ND	ND	ND	ND	ND	5.8	120	ND	4	ND	3.5	133.3
10/08/2002	A2999305	8021	ND	ND	1.1	ND	ND	10	300	ND	4	ND	ND	315.1
04/09/2003	A3329502	8021	ND	ND	ND	ND	16	ND	52	ND	ND	ND	1.8	69.8
07/08/2003	A3649104	8021	ND	ND	ND	ND	3.8	6	230	ND	ND	ND	ND	239.8
10/13/2003	A3991407	8021	ND	ND	ND	ND	ND	8.2	230	ND	ND	ND	ND	238.2
01/09/2004	A4026203	8021	ND	ND	ND	ND	ND	3.1	110	ND	ND	ND	3.1	116.2
04/14/2004	A4331803	8021	ND	ND	ND	ND	ND	2.4	100	ND	4.3	ND	ND	106.7
07/06/2004	A4636509	8021	ND	ND	ND	2.5	ND	9.2	260 E	ND	3.1	ND	3	277.8
07/06/2004	A4636509DL	8021	ND	ND	ND	ND	5.4 DE	8.8 D	230 D	ND	ND	ND	ND	244.2
10/08/2004	A4994501	8021	ND	ND	ND	ND	ND	ND	200	ND	ND	ND	ND	200
01/12/2005	A5036201	8260	ND	ND	ND	ND	ND	2.8	98	ND	ND	ND	ND	100.8
04/04/2005	A5307703	8260	ND	ND	ND	ND	ND	3.2	110 E	ND	0.43 J	ND	1.9	115.53
04/04/2005	A5307703DL	8260	ND	ND	ND	ND	ND	2.1 D	90 D	ND	ND	ND	ND	92.1
07/08/2005	A5715301	8260/5ML	ND	ND	ND	ND	1.2 J	5.7	140	ND	ND	ND	ND	146.9
10/05/2005	A5B10603	8260	ND	ND	0.55 J	ND	ND	6	110 E	ND	0.69 J	ND	0.98 J	118.22
10/05/2005	A5B10603DL	8260	ND	ND	ND	ND	ND	5.9 D	120 D	ND	ND	ND	ND	125.9
01/24/2006	A6089110	8260	ND	ND	ND	ND	ND	2.2	69	ND	0.52 J	ND	1.1 J	72.82
04/12/2006	6D13005-01	8260	ND	ND	ND	ND	ND	2	63	ND	ND	ND	ND	65
07/11/2006	6G12005-04	8260	ND	ND	ND	ND	ND	5	123	ND	1	ND	ND	129
10/09/2006	6J10002-04	8260	ND	ND	ND	ND	ND	4	88	ND	1	ND	ND	93
01/09/2007	7A10006-01	8260	ND	ND	ND	ND	ND	1	49	ND	1	ND	ND	51
04/03/2007	7D04039-02	8260	ND	ND	ND	ND	25 B	1	42	ND	ND	ND	ND	68
07/05/2007	7G06018-06	8260	ND	ND	ND	ND	ND	3	85	ND	ND	ND	ND	88
10/10/2007	7J11002-09	8260	ND	ND	ND	ND	ND	3	61	ND	ND	ND	ND	64
01/07/2008	8A08003-07	8260	ND	ND	ND	ND	ND	1	25	ND	ND	ND	ND	26
04/08/2008	8D09003-02	8260	ND	ND	ND	ND	3 B	2	67	ND	ND	ND	ND	72
07/16/2008	5417454	8260	ND	ND	ND	ND	ND	3.6 J	92	ND	ND	ND	ND	95.6
10/14/2008	5498679	8260	ND	ND	ND	ND	ND	1.5 J	55	ND	ND	ND	ND	56.5
01/21/2009	5582429	8260	ND	ND	ND	ND	ND	1.3 J	33	ND	ND	ND	1.2 J	35.5
04/15/2009	5647723	8260	ND	ND	ND	ND	ND	1.6 J	46	ND	ND	ND	1.7 J	49.3
07/08/2009	5719622	8260	ND	ND	ND	ND	ND	5.4	120	ND	ND	ND	ND	125.4

ND - Not detected, indicates parameter was analyzed for, but not detected at or above the reporting limit.

To address the NYSDEC concerns regarding the presentation and plotting of nondetected values, the data for 2001 to 2004 has been reevaluated and interpreted as follows:

- 1) Nondetected concentrations have been represented as ND for reporting purposes.
- 2) Total VOCs have been recalculated and represented as the sum of the detected parameters shown on this table.
- 3) The method change to 8260 was approved by the NYSDEC and changed in January 2005.

FORMER CARBORUNDUM FACILITY

WHEATFIELD, NEW YORK

Well Id: P-3

Date	Lab Sample Id	Method	Carbon tetrachloride (ug/L)	Chloroform (ug/L)	1,1-Dichloroethane (ug/L)	1,1-Dichloroethene (ug/L)	Methylene chloride (ug/L)	Trans-1,2-dichloroethene (ug/L)	Cis-1,2-dichloroethylene (ug/L)	1,1,1-Trichloroethane (ug/L)	Trichloroethene (TCE) (ug/L)	Tetrachloroethylene (PCE) (ug/L)	Vinyl chloride (ug/L)	Total (ug/L)
10/05/2009	5797970	8260	ND	ND	ND	ND	ND	4 J	90	ND	ND	ND	ND	94
01/25/2010	5892347	8260	ND	ND	ND	ND	ND	2 J	60	ND	ND	ND	2.3 J	64.3
04/06/2010	5946898	8260	ND	ND	ND	ND	ND	2.5 J	90	ND	ND	ND	2.3 J	94.8
07/21/2010	6039076	8260	ND	ND	ND	ND	ND	5.4	100	ND	ND	ND	1.3 J	106.7
10/12/2010	6109756	8260	ND	ND	ND	ND	ND	2.7 J	110	ND	ND	ND	ND	112.7
01/26/2011	6192954	8260	ND	ND	ND	ND	ND	1.1 J	27	ND	ND	ND	1.4 J	29.5
04/12/2011	6256721	8260	ND	ND	ND	ND	ND	3 J	100	ND	1.1 J	ND	2 J	106.1
07/12/2011	6342651	8260	ND	ND	ND	ND	ND	4.8 J	110	ND	1 J	ND	ND	115.8
10/13/2011	6437683	8260	ND	ND	ND	ND	ND	3.4 J	97	ND	ND	ND	ND	100.4
01/17/2012	6524421	8260	ND	ND	ND	ND	ND	ND	29 J	ND	21 J	ND	ND	50
04/04/2012	6607022	8260	ND	ND	ND	ND	ND	1.3 J	38	ND	ND	ND	ND	39.3
07/16/2012	6722029	8260	ND	ND	ND	ND	ND	3.9 J	83	ND	1.2 J	ND	ND	88.1
10/04/2012	6814367	8260	ND	ND	ND	ND	ND	2.7 J	77	ND	ND	ND	ND	79.7
01/24/2013	6934233	8260	ND	ND	ND	ND	ND	1.1 J	32	ND	ND	ND	ND	33.1
04/03/2013	7010226	8260	ND	ND	ND	ND	ND	1.2 J	30	ND	ND	ND	1.6 J	32.8
07/08/2013	7120726	8260	ND	ND	ND	ND	ND	3.7 J	100	ND	2.2 J	ND	1.6 J	107.5
11/12/2013	7275080	8260	ND	ND	ND	ND	ND	ND	46	ND	ND	ND	2.6 J	48.6
01/16/2014	7340033	8260	ND	ND	ND	ND	ND	1.0 J	27	ND	ND	ND	ND	28
04/15/2014	7432587	8260	ND	ND	ND	ND	ND	2	71	ND	1.6	ND	0.94 J	75.54
07/08/2014	7526289	8260	ND	ND	ND	ND	ND	6.4	66	ND	1.2	ND	11	84.6
10/06/2014	7626650	8260	ND	ND	ND	ND	ND	4.8	50	ND	0.98 J	ND	7.6	63.38

ND - Not detected, indicates parameter was analyzed for, but not detected at or above the reporting limit.

To address the NYSDEC concerns regarding the presentation and plotting of nondetected values, the data for 2001 to 2004 has been reevaluated and interpreted as follows:

- 1) Nondetected concentrations have been represented as ND for reporting purposes.
- 2) Total VOCs have been recalculated and represented as the sum of the detected parameters shown on this table.
- 3) The method change to 8260 was approved by the NYSDEC and changed in January 2005.

FORMER CARBORUNDUM FACILITY

WHEATFIELD, NEW YORK

Well Id: P-4

Date	Lab Sample Id	Method	Carbon tetrachloride (ug/L)	Chloroform (ug/L)	1,1-Dichloro-ethane (ug/L)	1,1-Dichloro-ethene (ug/L)	Methylene chloride (ug/L)	Trans-1,2-dichloro-ethene (ug/L)	Cis-1,2-dichloro-ethylene (ug/L)	1,1,1-Trichloro-ethane (ug/L)	Trichloro-ethene (TCE) (ug/L)	Tetrachloro-ethylene (PCE) (ug/L)	Vinyl chloride (ug/L)	Total (ug/L)
01/12/2001	A1035111	8021	ND	ND	ND	ND	1.8 J	0.66 J	18	ND	26	ND	2.6	49.06
04/19/2001	A1361311	624	ND	ND	ND	ND	ND	ND	2.9	0.23	9.6	ND	ND	12.73
07/11/2001	A1648714	8021	ND	ND	ND	ND	ND	0.23 J	18	ND	4.9	ND	ND	23.13
10/16/2001	A1A17403	8021	ND	ND	ND	ND	1.3 J	2	220	ND	42	ND	ND	265.3
01/21/2002	A2066002	8021	ND	ND	7.7	5.4	2.4 J	12	1600 D	3.8	490 D	ND	17	2138.3
04/11/2002	A2348305	8021	ND	ND	ND	ND	ND	ND	1000	ND	940	ND	ND	1940
07/12/2002	A2713911	8021	ND	ND	7.3	ND	ND	ND	1200	ND	360	ND	ND	1567.3
10/08/2002	A2999306	8021	ND	15	ND	ND	ND	ND	480	ND	140	ND	ND	635
04/09/2003	A3329503	8021	ND	ND	ND	ND	33	ND	510	ND	620	ND	ND	1163
07/08/2003	A3649106	8021	ND	ND	ND	ND	ND	ND	710	15	1000	ND	ND	1725
10/13/2003	A3991408	8021	ND	ND	23	ND	9.2	17	1700	25	920	ND	ND	2694.2
01/09/2004	A4026204	8021	ND	ND	26	ND	ND	14	1300	22	1400	ND	23	2785
04/14/2004	A4331804	8021	ND	ND	20	ND	ND	8	720	9.8	770	ND	15	1542.8
07/06/2004	A4636507	8021	ND	ND	40	ND	ND	ND	1300	31	1400	ND	49	2820
10/08/2004	A4994503	8021	ND	ND	31	ND	ND	ND	1100	ND	1200	ND	33	2364
01/12/2005	A5036202	8260	ND	ND	ND	ND	ND	ND	650	ND	1200	ND	43	1893
04/04/2005	A5307702	8260	ND	ND	13	ND	ND	ND	560	ND	870	ND	26	1469
07/11/2005	A5724701	8260/5ML	ND	ND	21	6.7	ND	12	830	8.2	880	ND	10	1767.9
10/05/2005	A5B10604	8260	ND	ND	33	9.3	ND	16	1200 E	20	1000 E	ND	ND	2278.3
10/05/2005	A5B10604DL	8260	ND	ND	30 D	ND	ND	15 D	1200 D	16 D	910 D	ND	ND	2171
01/23/2006	A6084706	8260	ND	ND	20	ND	ND	11	850	13	1500	ND	32	2426
04/12/2006	6D13005-02RE1	8260	ND	ND	15	ND	ND	8	583 D	10	998	ND	11	1625
07/11/2006	6G12005-05	8260	ND	ND	20	6	4	12	700 D	9	869 D	ND	ND	1620
10/09/2006	6J10002-05	8260	ND	ND	30	8	ND	16	1180 D	27	1100 D	ND	ND	2361
01/05/2007	7A05012-05	8260	ND	ND	23	6	2 B	11	734 D	20	2080 D	ND	26	2902
04/03/2007	7D04039-03	8260	ND	ND	7	3	ND	7	394 D	7	1190 D	ND	6	1614
07/05/2007	7G06018-07	8260	ND	ND	ND	ND	ND	ND	499	ND	579	ND	ND	1078
10/09/2007	7J10006-04	8260	ND	ND	9	ND	ND	8	570	ND	636	ND	ND	1223
01/07/2008	8A08003-06	8260	ND	ND	15	ND	22	10	689	8	601	ND	ND	1345
04/08/2008	8D09003-06	8260	ND	ND	12	ND	ND	7	431	13	1680 D	ND	ND	2143
07/16/2008	5417453	8260	ND	ND	9.6	3 J	ND	7	470	6.3	610	ND	ND	1105.9
10/14/2008	5498682	8260	ND	ND	8	1.7 J	ND	8	460	5.1	530	ND	ND	1012.8
01/14/2009	5577587	8260	ND	ND	24	7.9	ND	11	720	38	1200	ND	2 J	2002.9
04/14/2009	5646771	8260	ND	ND	12	3.5 J	ND	6.1 J	370	23	1600	ND	3.9 J	2018.5
07/09/2009	5720680	8260	ND	ND	6.6	2.3 J	ND	6.8	390	5.6	490	ND	ND	901.3
10/05/2009	5797961	8260	ND	ND	10	3.1 J	ND	6.7 J	560	9.2 J	780	ND	ND	1369
01/21/2010	5889956	8260	ND	ND	17 J	4.9 J	ND	8.8 J	460	32	2100	ND	ND	2622.7

ND - Not detected, indicates parameter was analyzed for, but not detected at or above the reporting limit.

To address the NYSDEC concerns regarding the presentation and plotting of nondetected values, the data for 2001 to 2004 has been reevaluated and interpreted as follows:

- 1) Nondetected concentrations have been represented as ND for reporting purposes.
- 2) Total VOCs have been recalculated and represented as the sum of the detected parameters shown on this table.
- 3) The method change to 8260 was approved by the NYSDEC and changed in January 2005.

FORMER CARBORUNDUM FACILITY

WHEATFIELD, NEW YORK

Well Id: P-4

Date	Lab Sample Id	Method	Carbon tetrachloride (ug/L)	Chloroform (ug/L)	1,1-Dichloro-ethane (ug/L)	1,1-Dichloro-ethene (ug/L)	Methylene chloride (ug/L)	Trans-1,2-dichloro-ethene (ug/L)	Cis-1,2-dichloro-ethylene (ug/L)	1,1,1-Trichloro-ethane (ug/L)	Trichloro-ethene (TCE) (ug/L)	Tetrachloro-ethylene (PCE) (ug/L)	Vinyl chloride (ug/L)	Total (ug/L)
04/06/2010	5946899	8260	ND	ND	9.5 J	2.8 J	ND	5.6 J	390	13	1600	ND	6.4 J	2027.3
07/13/2010	6031624	8260	ND	ND	6.9	3.4 J	ND	7.7	460	5.4	760	ND	ND	1243.4
10/12/2010	6109755	8260	ND	ND	6.5	1.6 J	ND	7.1	360	6.2	530	ND	ND	911.4
01/26/2011	6192955	8260	ND	ND	36	6.8 J	ND	11	790	14	1500	ND	3.8 J	2361.6
04/12/2011	6256718	8260	ND	ND	65	12	ND	14	1500	20	3700	1.7 J	27	5339.7
07/20/2011	6352288	8260	ND	ND	29	7.8 J	ND	10	750	7.8 J	1400	ND	ND	2204.6
10/11/2011	6434704	8260	ND	ND	25	5.8 J	ND	11	870	6.1 J	1200	ND	ND	2117.9
01/17/2012	6524420	8260	ND	ND	ND	ND	ND	1.1 J	35	ND	ND	ND	1.2 J	37.3
04/04/2012	6607020	8260	ND	ND	24	5.1 J	ND	6.7 J	530	8.6 J	1400	ND	7.6 J	1982
07/17/2012	6723838	8260	ND	ND	22	5.2	ND	11	580	6.2	890	ND	ND	1514.4
10/02/2012	6810734	8260	ND	ND	19	3.6 J	ND	9.2	580	4.9 J	850	ND	ND	1466.7
01/22/2013	6931414	8260	ND	ND	52	11	ND	10	620	42	2100	2.0 J	19	2856
04/03/2013	7010225	8260	ND	ND	40	7.1	ND	8.5	520	28	1900	1.9 J	11	2516.5
07/09/2013	7122573	8260	ND	ND	39	8.4 J	ND	7.8 J	700	18 J	2500	ND	16 J	3289.2
11/12/2013	7275081	8260	ND	ND	38	10	ND	9.5 J	750	16	2700	3.4 J	31	3557.9
01/16/2014	7340027	8260	ND	ND	10	4.1 J	ND	5.4	330	7.6	1500	1.7 J	4.9 J	1863.7
04/15/2014	7432586	8260	ND	ND	11	4.2	ND	5.7	330	6.5	1200	1.5	6.5	1565.4
07/08/2014	7526290	8260	ND	ND	7.1	3.2	ND	5.7	300	4.9	1100	1.9	2.8	1425.6
10/03/2014	7625312	8260	ND	0.60 J	6.5	3.4	ND	5.1	280	3.7	1000	1.1	2.7	1303.1

ND - Not detected, indicates parameter was analyzed for, but not detected at or above the reporting limit.

To address the NYSDEC concerns regarding the presentation and plotting of nondetected values, the data for 2001 to 2004 has been reevaluated and interpreted as follows:

- 1) Nondetected concentrations have been represented as ND for reporting purposes.
- 2) Total VOCs have been recalculated and represented as the sum of the detected parameters shown on this table.
- 3) The method change to 8260 was approved by the NYSDEC and changed in January 2005.

FORMER CARBORUNDUM FACILITY

WHEATFIELD, NEW YORK

Well Id: PW-1

Date	Lab Sample Id	Method	Carbon tetrachloride (ug/L)	Chloroform (ug/L)	1,1-Dichloro-ethane (ug/L)	1,1-Dichloro-ethene (ug/L)	Methylene chloride (ug/L)	Trans-1,2-dichloro-ethene (ug/L)	Cis-1,2-dichloro-ethylene (ug/L)	1,1,1-Trichloro-ethane (ug/L)	Trichloro-ethene (TCE) (ug/L)	Tetrachloro-ethylene (PCE) (ug/L)	Vinyl chloride (ug/L)	Total (ug/L)
01/12/2001	A1035112	8021	ND	ND	ND	ND	5.6	ND	71	ND	150	ND	ND	226.6
04/20/2001	A1366403	624	ND	ND	ND	ND	ND	2.4	84	ND	330 D	ND	1.9	418.3
07/11/2001	A1648702	8021	ND	ND	ND	ND	2.9	1.3	83	ND	140	ND	4.7	231.9
09/07/2001	A1863501	8021	ND	ND	ND	ND	38	ND	1500	ND	2500	ND	ND	4038
10/16/2001	A1A17402	8021	ND	ND	ND	ND	ND	ND	2700	ND	40000	ND	ND	42700
01/23/2002	A2076705	8021	ND	ND	ND	ND	1500	ND	880	ND	2000	ND	ND	4380
04/18/2002	A2378804	8021	ND	ND	ND	ND	23	ND	240	ND	1200	ND	ND	1463
07/16/2002	A2722914	8021	ND	ND	ND	ND	60	ND	520	ND	1800	ND	ND	2380
10/09/2002	A2A07508	8021	ND	ND	ND	ND	ND	ND	27000	ND	140000	ND	ND	167000
01/24/2003	A3075208	8021	ND	ND	ND	ND	ND	ND	920	ND	2100	ND	26	3046
04/09/2003	A3329403	8021	ND	ND	ND	ND	ND	ND	560	ND	1900	ND	ND	2460
07/10/2003	A3654305	8021	ND	ND	ND	ND	ND	ND	1200	ND	3800	ND	ND	5000
10/13/2003	A3991302	8021	ND	ND	ND	ND	ND	ND	1200	ND	3600	ND	ND	4800
01/09/2004	A4026101	8021	ND	ND	ND	ND	ND	18	380	ND	1300	ND	25	1723
04/14/2004	A4331403	8021	ND	ND	ND	ND	ND	ND	1400	ND	4500	ND	ND	5900
07/06/2004	A4636805	8021	ND	ND	ND	ND	ND	ND	540	ND	1600	ND	43	2183
10/07/2004	A4994204	8021	ND	ND	ND	ND	ND	ND	170	ND	130	ND	ND	300
01/12/2005	A5036101	8260	ND	ND	6.9	4.5	ND	6.1	900 E	5.5	2700 E	ND	ND	3623
01/12/2005	A5036101DL	8260							600 D		2400 D			3000
04/04/2005	A5307501	8260	ND	ND	1.2	0.61 J	ND	1.9	190 E	0.71 J	650 E	2	6.8	853.22
04/04/2005	A5307501DL	8260	ND	ND	ND	ND	ND	ND	350 D	ND	1500 BD	ND	ND	1850
07/11/2005	A5724602	8260/5ML	ND	ND	5.3	ND	ND	ND	410	ND	1100 E	ND	18	1533.3
07/11/2005	A5724602DL	8260/5ML	ND	ND	ND	ND	ND	ND	320 D	ND	870 D	ND	15 D	1205
10/05/2005	A5B10702	8260	ND	ND	ND	ND	ND	ND	390	11	1300	ND	13	1714
01/26/2006	A6102404	8260	ND	ND	2.3	0.69 J	ND	1.9	160 E	2.5	700 E	ND	2.4	869.79
01/26/2006	A6102404DL	8260	ND	ND	ND	ND	ND	ND	200 D	ND	900 D	ND	7.5 D	1107.5
04/13/2006	6D14002-07RE1	8260	ND	ND	2	ND	ND	2	146	ND	636 D	ND	6	792
07/11/2006	6G12005-01	8260	ND	ND	2	ND	4	2	143	2	449 D	ND	ND	602
10/09/2006	6J10002-02	8260	ND	ND	ND	ND	ND	2	114	ND	871 D	ND	3	990
01/09/2007	7A10006-02	8260	ND	ND	3	ND	ND	2	185	3	638 D	ND	7	838
04/03/2007	7D04039-04	8260	ND	ND	6	2	ND	3	302 D	6	1040 D	ND	20	1379
07/05/2007	7G06018-05RE1	8260	ND	ND	ND	ND	ND	ND	68	ND	235	ND	6	309
10/09/2007	7J10006-07	8260	ND	ND	4	ND	ND	3	304	ND	1090 D	ND	13	1414
01/07/2008	8A08003-08	8260	ND	ND	ND	ND	31	ND	84	ND	463	ND	ND	578
04/08/2008	8D09003-03	8260	ND	ND	12	ND	16 B	ND	455	7	1690 D	ND	31	2211
07/21/2008	5420903	8260	ND	ND	1.3 J	ND	ND	1.6 J	120	ND	1500	ND	7.5	1630.4
10/14/2008	5498687	8260	ND	ND	110 J	54 J	ND	60 J	10000	ND	41000	ND	180 J	51404

ND - Not detected, indicates parameter was analyzed for, but not detected at or above the reporting limit.

To address the NYSDEC concerns regarding the presentation and plotting of nondetected values, the data for 2001 to 2004 has been reevaluated and interpreted as follows:

- 1) Nondetected concentrations have been represented as ND for reporting purposes.
- 2) Total VOCs have been recalculated and represented as the sum of the detected parameters shown on this table.
- 3) The method change to 8260 was approved by the NYSDEC and changed in January 2005.

FORMER CARBORUNDUM FACILITY

WHEATFIELD, NEW YORK

Well Id: PW-1

Date	Lab Sample Id	Method	Carbon tetrachloride (ug/L)	Chloroform (ug/L)	1,1-Dichloro-ethane (ug/L)	1,1-Dichloro-ethene (ug/L)	Methylene chloride (ug/L)	Trans-1,2-dichloro-ethene (ug/L)	Cis-1,2-dichloro-ethylene (ug/L)	1,1,1-Trichloro-ethane (ug/L)	Trichloro-ethene (TCE) (ug/L)	Tetrachloro-ethylene (PCE) (ug/L)	Vinyl chloride (ug/L)	Total (ug/L)
01/13/2009	5576508	8260	ND	ND	18	5	ND	5.6	570	17	2100	ND	30	2745.6
04/15/2009	5647722	8260	ND	ND	11	2.8 J	ND	3.6 J	400	11	1300	ND	19	1747.4
07/07/2009	5718471	8260	ND	ND	1.6 J	ND	ND	1.6 J	110	1.1 J	430	ND	5.6	549.9
10/07/2009	5800383	8260	ND	ND	2.3 J	0.85 J	ND	1.9 J	160	2 J	470	ND	9.3	646.35
01/20/2010	5888923	8260	ND	ND	11	1.8 J	ND	2.6 J	340	11	1200	ND	11	1577.4
04/07/2010	5948422	8260	ND	ND	11	3.4 J	ND	3.6 J	370	7.2	1300	ND	24	1719.2
07/14/2010	6032689	8260	ND	ND	3 J	1.2 J	ND	2 J	180	2.1 J	470	ND	6.7	665
10/12/2010	6109752	8260	ND	ND	2.6 J	0.98 J	ND	2.8 J	290	ND	420	ND	4.7 J	721.08
01/25/2011	6191894	8260	ND	ND	8.2 J	3 J	ND	4 J	400	5.7 J	1800	ND	12 J	2232.9
04/12/2011	6256717	8260	ND	ND	3.2 J	1.4 J	ND	2.4 J	260	2.8 J	1400	ND	2.9 J	1672.7
07/13/2011	6343975	8260	ND	ND	10	4.3 J	ND	4.7 J	460	5.6	1700	ND	42	2226.6
10/12/2011	6435899	8260	ND	ND	1.8 J	ND	ND	2.1 J	120	ND	530	ND	6.7	660.6
01/16/2012	6523838	8260	ND	ND	8.6	2.4 J	ND	3.2 J	300	4.9 J	1400	ND	14	1733.1
04/04/2012	6607023	8260	ND	ND	8.9	3.0 J	ND	3.1 J	340	4.3 J	1400	ND	18	1777.3
07/18/2012	6726430	8260	ND	ND	ND	ND	ND	0.92 J	58	ND	210	ND	2.5 J	271.42
10/02/2012	6810729	8260	ND	ND	1.3 J	0.99 J	ND	2.0 J	230	1.1 J	860	ND	1.6 J	1096.99
01/22/2013	6931418	8260	ND	ND	4.4 J	1.6 J	ND	2.5 J	250	3.8 J	810	ND	12	1084.3
04/04/2013	7011182	8260	ND	ND	2.1 J	1.1 J	ND	1.7 J	220	1.5 J	610	ND	9.4	845.8
07/08/2013	7120731	8260	ND	ND	2.6 J	1.5 J	ND	2.0 J	260	1.1 J	660	ND	14	941.2
11/12/2013	7275070	8260	ND	ND	1.4 J	0.86 J	ND	1.4 J	180	ND	560	ND	8.5	752.16
01/16/2014	7340021	8260	ND	ND	32 J	10 J	ND	10 J	1700	12 J	4700	ND	66	6530
04/15/2014	7432588	8260	ND	ND	5.8	1.7	ND	1.8	240	1.9	710	0.72 J	9.4	971.32
07/11/2014	7531033	8260	ND	ND	4	1.8	ND	1.9	280	1.7	730	0.73 J	13	1033.13
10/06/2014	7626651	8260	ND	0.63 J	1.0	0.55 J	ND	0.83 J	83	ND	250	ND	3.9	339.91

ND - Not detected, indicates parameter was analyzed for, but not detected at or above the reporting limit.

To address the NYSDEC concerns regarding the presentation and plotting of nondetected values, the data for 2001 to 2004 has been reevaluated and interpreted as follows:

- 1) Nondetected concentrations have been represented as ND for reporting purposes.
- 2) Total VOCs have been recalculated and represented as the sum of the detected parameters shown on this table.
- 3) The method change to 8260 was approved by the NYSDEC and changed in January 2005.

FORMER CARBORUNDUM FACILITY

WHEATFIELD, NEW YORK

Well Id: PW-2

Date	Lab Sample Id	Method	Carbon tetrachloride (ug/L)	Chloroform (ug/L)	1,1-Dichloroethane (ug/L)	1,1-Dichloroethene (ug/L)	Methylene chloride (ug/L)	Trans-1,2-dichloroethene (ug/L)	Cis-1,2-dichloroethylene (ug/L)	1,1,1-Trichloroethane (ug/L)	Trichloroethene (TCE) (ug/L)	Tetrachloroethylene (PCE) (ug/L)	Vinyl chloride (ug/L)	Total (ug/L)
01/15/2001	A1041301	8021	ND	ND	ND	ND	1.6 J	ND	24	ND	44	ND	ND	69.6
04/19/2001	A1361314	624	ND	ND	ND	ND	ND	ND	1.4	ND	17	ND	ND	18.4
07/13/2001	A1663811	8021	ND	1.5	ND	ND	5.3	ND	24	ND	88	ND	ND	118.8
10/15/2001	A1A17405	8021	ND	ND	ND	ND	ND	ND	370	ND	3700	ND	ND	4070
01/23/2002	A2076704	8021	ND	ND	ND	ND	2 J	ND	7.8	ND	55	ND	ND	64.8
04/18/2002	A2378805	8021	ND	ND	ND	ND	ND	ND	2.4	ND	17	ND	ND	19.4
07/16/2002	A2722913	8021	ND	ND	ND	ND	2.6	ND	16	ND	110	ND	ND	128.6
10/09/2002	A2A07509	8021	ND	ND	ND	ND	ND	ND	88	ND	640	ND	ND	728
01/23/2003	A3075205	8021	ND	ND	ND	ND	ND	ND	31	ND	270	ND	ND	301
04/09/2003	A3329401	8021	ND	ND	ND	ND	ND	ND	5	ND	85	ND	ND	90

ND - Not detected, indicates parameter was analyzed for, but not detected at or above the reporting limit.

To address the NYSDEC concerns regarding the presentation and plotting of nondetected values, the data for 2001 to 2004 has been reevaluated and interpreted as follows:

- 1) Nondetected concentrations have been represented as ND for reporting purposes.
- 2) Total VOCs have been recalculated and represented as the sum of the detected parameters shown on this table.
- 3) The method change to 8260 was approved by the NYSDEC and changed in January 2005.

FORMER CARBORUNDUM FACILITY

WHEATFIELD, NEW YORK

Well Id: PW-3

Date	Lab Sample Id	Method	Carbon tetrachloride (ug/L)	Chloroform (ug/L)	1,1-Dichloro-ethane (ug/L)	1,1-Dichloro-ethene (ug/L)	Methylene chloride (ug/L)	Trans-1,2-dichloro-ethene (ug/L)	Cis-1,2-dichloro-ethylene (ug/L)	1,1,1-Trichloro-ethane (ug/L)	Trichloro-ethene (TCE) (ug/L)	Tetrachloro-ethylene (PCE) (ug/L)	Vinyl chloride (ug/L)	Total (ug/L)
10/13/2003	A3991406	8021	ND	ND	ND	5	ND	4.8	840 D	ND	1500 D	2.8	40 D	2392.6
01/07/2004	A4012401	8021	ND	ND	ND	ND	ND	ND	490	ND	1800	ND	ND	2290
04/14/2004	A4331401	8021	ND	ND	ND	ND	ND	ND	460	ND	2400	ND	ND	2860
07/07/2004	A4636804	8021	ND	ND	ND	ND	ND	ND	440	ND	1300	20	36	1796
10/13/2004	A4A09404	8021	ND	ND	ND	3.1	ND	2.5	490 D	ND	1200 D	4.1	3.1	1702.8
01/12/2005	A5036105	8260	ND	ND	ND	ND	ND	ND	700	ND	4000 E	ND	ND	4700
01/12/2005	A5036105DL	8260							460 D		2200 D			2660
04/04/2005	A5307502	8260	ND	ND	ND	2	ND	3.8	570 E	ND	1800 E	35	4.9	2415.7
04/04/2005	A5307502DL	8260	ND	ND	ND	ND	ND	ND	500 D	ND	3700 BD	ND	ND	4200
07/11/2005	A5724603	8260/5ML	ND	ND	ND	ND	ND	ND	1400	ND	3200	ND	36	4636
10/05/2005	A5B10703	8260	ND	ND	ND	ND	ND	ND	800	ND	1500	ND	ND	2300
01/24/2006	A6089105	8260	ND	ND	ND	ND	ND	ND	450	ND	3100 E	18	ND	3568
01/24/2006	A6089105DL	8260	ND	ND	ND	ND	ND	ND	520 D	ND	3700 D	23 D	ND	4243
04/13/2006	6D14002-06RE1	8260	ND	ND	ND	ND	ND	1	298 D	ND	946 D	10	4	1259
07/11/2006	6G12005-02	8260	ND	ND	ND	5	3	5	1150 D	ND	3150 D	8	5	4326
10/09/2006	6J10002-06	8260	ND	ND	ND	4	ND	6	1550 D	ND	4620 D	3	4	6187
01/09/2007	7A10006-05	8260	ND	ND	ND	ND	39	ND	437	ND	1940 D	21	ND	2437
04/03/2007	7D04039-05	8260	ND	ND	ND	2	ND	3	540 D	ND	2250 D	18	9	2822
07/05/2007	7G06018-02	8260	ND	ND	ND	ND	ND	ND	1320	ND	3120	ND	61	4501
10/09/2007	7J10006-06	8260	ND	ND	ND	ND	ND	ND	1400	ND	4220 D	ND	ND	5620
01/07/2008	8A08003-04RE1	8260	ND	ND	ND	ND	ND	ND	849	ND	362	ND	24	1235
04/08/2008	8D09003-05	8260	ND	ND	ND	ND	35 B	12	2910 D	ND	2120 D	ND	154	5231
07/16/2008	5417446	8260	ND	ND	ND	8	ND	5.2	770	ND	630	ND	130	1543.2
10/14/2008	5498677	8260	ND	ND	ND	10 J	ND	6.4 J	1000	ND	1400	ND	31	2447.4
01/15/2009	5578620	8260	ND	ND	ND	3.2 J	ND	2.7 J	630	ND	2000	ND	48	2683.9
04/13/2009	5647718	8260	ND	ND	ND	4.5 J	ND	ND	730	ND	2200	ND	50	2984.5
07/07/2009	5718469	8260	ND	ND	ND	19 J	ND	15 J	2600	ND	5000	ND	17 J	7651
10/06/2009	5799011	8260	ND	ND	ND	11 J	ND	8.6 J	1700	ND	5500	ND	8 J	7227.6
01/25/2010	5892346	8260	ND	ND	ND	ND	ND	ND	1400	ND	6300	ND	49 J	7749
04/06/2010	5946901	8260	ND	ND	ND	4.3 J	ND	5.1 J	940	ND	4300	ND	40	5289.4
07/21/2010	6039079	8260	ND	ND	ND	28	ND	20 J	2500	ND	4000	ND	13 J	6561
10/12/2010	6109759	8260	ND	ND	ND	8.5 J	ND	6.8 J	1400	ND	3100	ND	7 J	4522.3
01/24/2011	6190813	8260	ND	ND	ND	4.5 J	ND	4.2 J	970	ND	3400	ND	22 J	4400.7
04/12/2011	6256722	8260	ND	ND	ND	3 J	ND	4.3 J	560	ND	2600	1.8 J	ND	3169.1
07/18/2011	6348763	8260	ND	ND	ND	8.7 J	ND	6.9 J	1300	ND	3100	ND	26	4441.6
10/12/2011	6435906	8260	ND	ND	ND	7.2 J	ND	6.9 J	1100	ND	2900	ND	ND	4014.1
01/19/2012	6527712	8260	ND	ND	ND	2.3 J	ND	2.7 J	500	ND	2000	ND	2.3 J	2507.3

ND - Not detected, indicates parameter was analyzed for, but not detected at or above the reporting limit.

To address the NYSDEC concerns regarding the presentation and plotting of nondetected values, the data for 2001 to 2004 has been reevaluated and interpreted as follows:

- 1) Nondetected concentrations have been represented as ND for reporting purposes.
- 2) Total VOCs have been recalculated and represented as the sum of the detected parameters shown on this table.
- 3) The method change to 8260 was approved by the NYSDEC and changed in January 2005.

FORMER CARBORUNDUM FACILITY

WHEATFIELD, NEW YORK

Well Id: PW-3

Date	Lab Sample Id	Method	Carbon tetrachloride (ug/L)	Chloroform (ug/L)	1,1-Dichloroethane (ug/L)	1,1-Dichloroethene (ug/L)	Methylene chloride (ug/L)	Trans-1,2-dichloroethene (ug/L)	Cis-1,2-dichloroethylene (ug/L)	1,1,1-Trichloroethane (ug/L)	Trichloroethene (TCE) (ug/L)	Tetrachloroethylene (PCE) (ug/L)	Vinyl chloride (ug/L)	Total (ug/L)
04/04/2012	6607030	8260	ND	ND	ND	3.0 J	ND	3.4 J	570	ND	2700	ND	3.9 J	3280.3
07/10/2012	6716080	8260	ND	ND	ND	9.5	ND	8.2	1400	ND	2900	2.4 J	4.1 J	4324.2
10/04/2012	6814362	8260	ND	ND	ND	3.2 J	ND	2.7 J	510	ND	760	3.2 J	7.5	1286.6
01/24/2013	6934231	8260	ND	ND	ND	ND	ND	1.1 J	160	ND	740	4.1 J	1.4 J	906.6
04/02/2013	7007578	8260	ND	ND	ND	0.81 J	ND	1.1 J	170	ND	510	8.2	1.7 J	691.81
07/02/2013	7117031	8260	ND	ND	ND	ND	ND	ND	120	ND	410	5.1	2.7 J	537.8
11/11/2013	7273098	8260	ND	2.4 J	ND	1.0 J	ND	1.3 J	200	ND	740	4.3 J	1.9 J	950.9
01/17/2014	7341386	8260	ND	5.8	ND	ND	ND	1.4 J	170	ND	800	2.9 J	ND	980.1
04/14/2014	7430458	8260	ND	8.5	ND	ND	ND	0.65 J	64	ND	430	4.2	ND	507.35
07/09/2014	7527875	8260	ND	15	ND	ND	ND	ND	37	ND	260	7	ND	319
10/06/2014	7626649	8260	ND	4.4	ND	ND	ND	ND	46	ND	160	3.4	ND	213.8

ND - Not detected, indicates parameter was analyzed for, but not detected at or above the reporting limit.

To address the NYSDEC concerns regarding the presentation and plotting of nondetected values, the data for 2001 to 2004 has been reevaluated and interpreted as follows:

- 1) Nondetected concentrations have been represented as ND for reporting purposes.
- 2) Total VOCs have been recalculated and represented as the sum of the detected parameters shown on this table.
- 3) The method change to 8260 was approved by the NYSDEC and changed in January 2005.

FORMER CARBORUNDUM FACILITY

WHEATFIELD, NEW YORK

Well Id: PW-4

Date	Lab Sample Id	Method	Carbon tetrachloride (ug/L)	Chloroform (ug/L)	1,1-Dichloro-ethane (ug/L)	1,1-Dichloro-ethene (ug/L)	Methylene chloride (ug/L)	Trans-1,2-dichloro-ethene (ug/L)	Cis-1,2-dichloro-ethylene (ug/L)	1,1,1-Trichloro-ethane (ug/L)	Trichloro-ethene (TCE) (ug/L)	Tetrachloro-ethylene (PCE) (ug/L)	Vinyl chloride (ug/L)	Total (ug/L)
01/21/2009	5582430	8260	ND	ND	ND	ND	ND	ND	8.4	ND	55	ND	ND	63.4
04/16/2009	5649166	8260	ND	ND	ND	ND	ND	ND	2.7 J	ND	21	ND	ND	23.7
07/13/2009	5722294	8260	ND	ND	ND	ND	ND	ND	62	ND	350	ND	1.4 J	413.4
10/06/2009	5799007	8260	ND	ND	1.2 J	ND	ND	ND	62	6.3	480	ND	1.5 J	551
01/26/2010	5893225	8260	ND	ND	ND	ND	ND	ND	2.4 J	ND	29	ND	ND	31.4
04/07/2010	5948424	8260	ND	ND	ND	ND	ND	ND	3.1 J	ND	26	ND	ND	29.1
07/21/2010	6039077	8260	ND	ND	ND	ND	ND	ND	44	ND	320	ND	ND	364
10/12/2010	6109760	8260	ND	ND	50	4.4 J	ND	4 J	1000	27	59	ND	150	1294.4
01/24/2011	6190812	8260	ND	ND	ND	ND	ND	ND	16	ND	140	ND	ND	156
04/12/2011	6256725	8260	ND	ND	ND	ND	ND	ND	2.5 J	ND	26	ND	ND	28.5
07/20/2011	6352279	8260	ND	ND	ND	ND	ND	ND	13	ND	110	ND	ND	123
10/12/2011	6435907	8260	ND	ND	ND	ND	ND	0.93 J	59	ND	480	ND	ND	539.93
01/19/2012	6527713	8260	ND	ND	ND	ND	ND	ND	1.8 J	ND	23	ND	ND	24.8
04/04/2012	6607025	8260	ND	ND	ND	ND	ND	ND	3.7 J	ND	29	ND	ND	32.7
07/19/2012	6728261	8260	ND	ND	ND	ND	ND	ND	22	ND	260	ND	ND	282
10/04/2012	6814369	8260	ND	ND	40	11	ND	11	2200	14	380	ND	310	2966
01/24/2013	6934235	8260	ND	ND	ND	ND	ND	ND	36	ND	38	ND	2.3 J	76.3
04/02/2013	7007577	8260	ND	ND	ND	ND	ND	ND	4.0 J	ND	41	ND	ND	45
07/11/2013	7125531	8260	ND	ND	1.2 J	ND	ND	ND	44	1.5 J	2.0 J	ND	3.0 J	51.7
11/12/2013	7275079	8260	ND	ND	ND	ND	ND	ND	17	ND	5.5	ND	1.3 J	23.8
01/17/2014	7341391	8260	ND	ND	ND	ND	ND	ND	2.3 J	ND	19	ND	ND	21.3
04/14/2014	7430457	8260	ND	ND	ND	ND	ND	ND	1.7	ND	16	ND	ND	17.7
07/10/2014	7529503	8260	ND	2.9	ND	ND	ND	ND	1.3	ND	6.9	ND	ND	11.1
10/06/2014	7626648	8260	ND	ND	ND	ND	ND	ND	1.8	ND	3.7	ND	ND	5.5

ND - Not detected, indicates parameter was analyzed for, but not detected at or above the reporting limit.

To address the NYSDEC concerns regarding the presentation and plotting of nondetected values, the data for 2001 to 2004 has been reevaluated and interpreted as follows:

- 1) Nondetected concentrations have been represented as ND for reporting purposes.
- 2) Total VOCs have been recalculated and represented as the sum of the detected parameters shown on this table.
- 3) The method change to 8260 was approved by the NYSDEC and changed in January 2005.

FORMER CARBORUNDUM FACILITY

WHEATFIELD, NEW YORK

Well Id: Quarry Pond														
Date	Lab Sample Id	Method	Carbon tetrachloride (ug/L)	Chloroform (ug/L)	1,1-Dichloro-ethane (ug/L)	1,1-Dichloro-ethene (ug/L)	Methylene chloride (ug/L)	Trans-1,2-dichloro-ethene (ug/L)	Cis-1,2-dichloro-ethylene (ug/L)	1,1,1-Trichloro-ethane (ug/L)	Trichloro-ethene (TCE) (ug/L)	Tetrachloro-ethylene (PCE) (ug/L)	Vinyl chloride (ug/L)	Total (ug/L)
04/24/2001	A1375203	8021	ND	ND	ND	ND	ND	ND	ND	ND	ND	ND	ND	ND
10/19/2001	A1A28803	8021	ND	ND	ND	ND	ND	ND	ND	ND	ND	ND	ND	ND
04/12/2002	A2351701	8021	ND	ND	ND	ND	ND	ND	ND	ND	ND	ND	ND	ND
07/11/2002	A2708312	8021	ND	ND	ND	ND	ND	ND	ND	ND	ND	ND	ND	ND
10/07/2002	A2999206	8021	ND	ND	ND	ND	ND	ND	ND	ND	ND	ND	ND	ND
04/08/2003	A3329703	8021	ND	ND	ND	ND	ND	ND	ND	ND	ND	ND	ND	ND
10/10/2003	A3983803	8021	ND	ND	ND	ND	ND	ND	ND	ND	ND	ND	ND	ND
04/13/2004	A4331503	8021	ND	ND	ND	ND	ND	ND	ND	ND	ND	ND	ND	ND
10/26/2004	A4A60301	8021	ND	ND	ND	ND	ND	ND	ND	ND	ND	ND	ND	ND
04/05/2005	A5317607	8260	ND	ND	ND	ND	ND	ND	ND	ND	ND	ND	ND	ND
10/06/2005	A5B19701	8260	ND	ND	ND	ND	ND	ND	ND	ND	ND	ND	ND	ND
04/13/2006	6D14002-04	8260	ND	ND	ND	ND	ND	ND	ND	ND	ND	ND	ND	ND
10/10/2006	6J11002-10	8260	ND	ND	ND	ND	ND	ND	ND	ND	ND	ND	ND	ND
04/04/2007	7D05011-06	8260	ND	ND	ND	ND	ND	ND	ND	ND	ND	ND	ND	ND
10/11/2007	7J12012-06	8260	ND	ND	ND	ND	2	ND	ND	ND	ND	ND	ND	2
04/16/2008	8D16026-02	8260	ND	ND	ND	ND	3 B	ND	ND	ND	ND	ND	ND	3
10/14/2008	5498681	8260	ND	ND	ND	ND	ND	ND	ND	ND	ND	ND	ND	ND
04/20/2009	5651168	8260	ND	ND	ND	ND	ND	ND	ND	ND	ND	ND	ND	ND
10/06/2009	5799014	8260	ND	ND	ND	ND	ND	ND	ND	ND	ND	ND	ND	ND
04/07/2010	5948421	8260	ND	ND	ND	ND	ND	ND	ND	ND	ND	ND	ND	ND
10/19/2010	6116889	8260	ND	ND	ND	ND	ND	ND	ND	ND	ND	ND	ND	ND
04/14/2011	6259037	8260	ND	ND	ND	ND	ND	ND	ND	ND	ND	ND	ND	ND
10/10/2011	6433656	8260	ND	ND	ND	ND	ND	ND	ND	ND	ND	ND	ND	ND
04/04/2012	6607029	8260	ND	ND	ND	ND	ND	ND	ND	ND	ND	ND	ND	ND
10/03/2012	6812012	8260	ND	ND	ND	ND	ND	ND	ND	ND	ND	ND	ND	ND
04/09/2013	7016205	8260	ND	ND	ND	ND	ND	ND	ND	ND	ND	ND	ND	ND
11/14/2013	7278194	8260	ND	ND	ND	ND	ND	ND	ND	ND	ND	ND	ND	ND
04/14/2014	7430448	8260	ND	ND	ND	ND	ND	ND	ND	ND	ND	ND	ND	ND
10/02/2014	7623658	8260	ND	ND	ND	ND	ND	ND	ND	ND	ND	ND	ND	ND

ND - Not detected, indicates parameter was analyzed for, but not detected at or above the reporting limit.

To address the NYSDEC concerns regarding the presentation and plotting of nondetected values, the data for 2001 to 2004 has been reevaluated and interpreted as follows:

- 1) Nondetected concentrations have been represented as ND for reporting purposes.
- 2) Total VOCs have been recalculated and represented as the sum of the detected parameters shown on this table.
- 3) The method change to 8260 was approved by the NYSDEC and changed in January 2005.

FORMER CARBORUNDUM FACILITY

WHEATFIELD, NEW YORK

Well Id: T-002

Date	Lab Sample Id	Method	Carbon tetrachloride (ug/L)	Chloroform (ug/L)	1,1-Dichloroethane (ug/L)	1,1-Dichloroethene (ug/L)	Methylene chloride (ug/L)	Trans-1,2-dichloroethene (ug/L)	Cis-1,2-dichloroethylene (ug/L)	1,1,1-Trichloroethane (ug/L)	Trichloroethene (TCE) (ug/L)	Tetrachloroethylene (PCE) (ug/L)	Vinyl chloride (ug/L)	Total (ug/L)
01/23/2013	6932569	8260	ND	ND	74	11	ND	4.8 J	580	440	1400	8.0	21	2538.8
04/08/2013	7015034	8260	ND	ND	46	ND	ND	1.4 J	300	5.3	780	3.9 J	30	1166.6
07/11/2013	7125537	8260	ND	ND	18 J	ND	ND	ND	300	ND	580	ND	15 J	913
11/12/2013	7275082	8260	ND	ND	24	3.2 J	ND	3.2 J	640	54	530	4.5 J	65	1323.9
01/20/2014	7342584	8260	ND	ND	32	5.0 J	ND	3.7 J	970	88	540	4.2 J	84	1726.9
04/15/2014	7432589	8260	ND	ND	14	2.4	ND	2.3	440	23	450	3.8	38	973.5
07/15/2014	7534321	8260	ND	ND	6.7	1.3	ND	2.1	320	3.7	600	3.3	29	966.1
10/02/2014	7623671	8260	ND	ND	2.2	1.6	ND	3.3	280	4.9	1400	5.9	1.2	1699.1

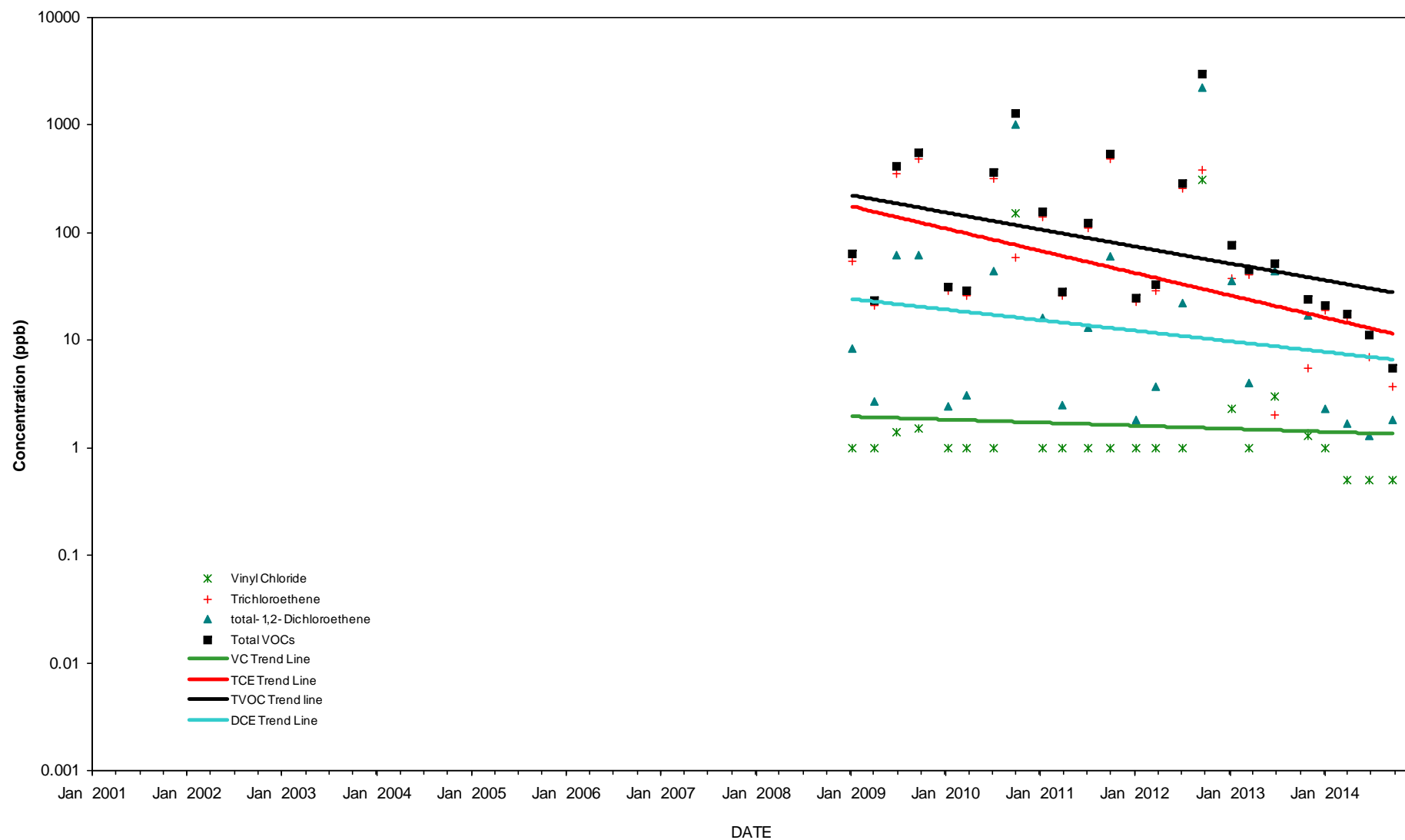
ND - Not detected, indicates parameter was analyzed for, but not detected at or above the reporting limit.

To address the NYSDEC concerns regarding the presentation and plotting of nondetected values, the data for 2001 to 2004 has been reevaluated and interpreted as follows:

- 1) Nondetected concentrations have been represented as ND for reporting purposes.
- 2) Total VOCs have been recalculated and represented as the sum of the detected parameters shown on this table.
- 3) The method change to 8260 was approved by the NYSDEC and changed in January 2005.

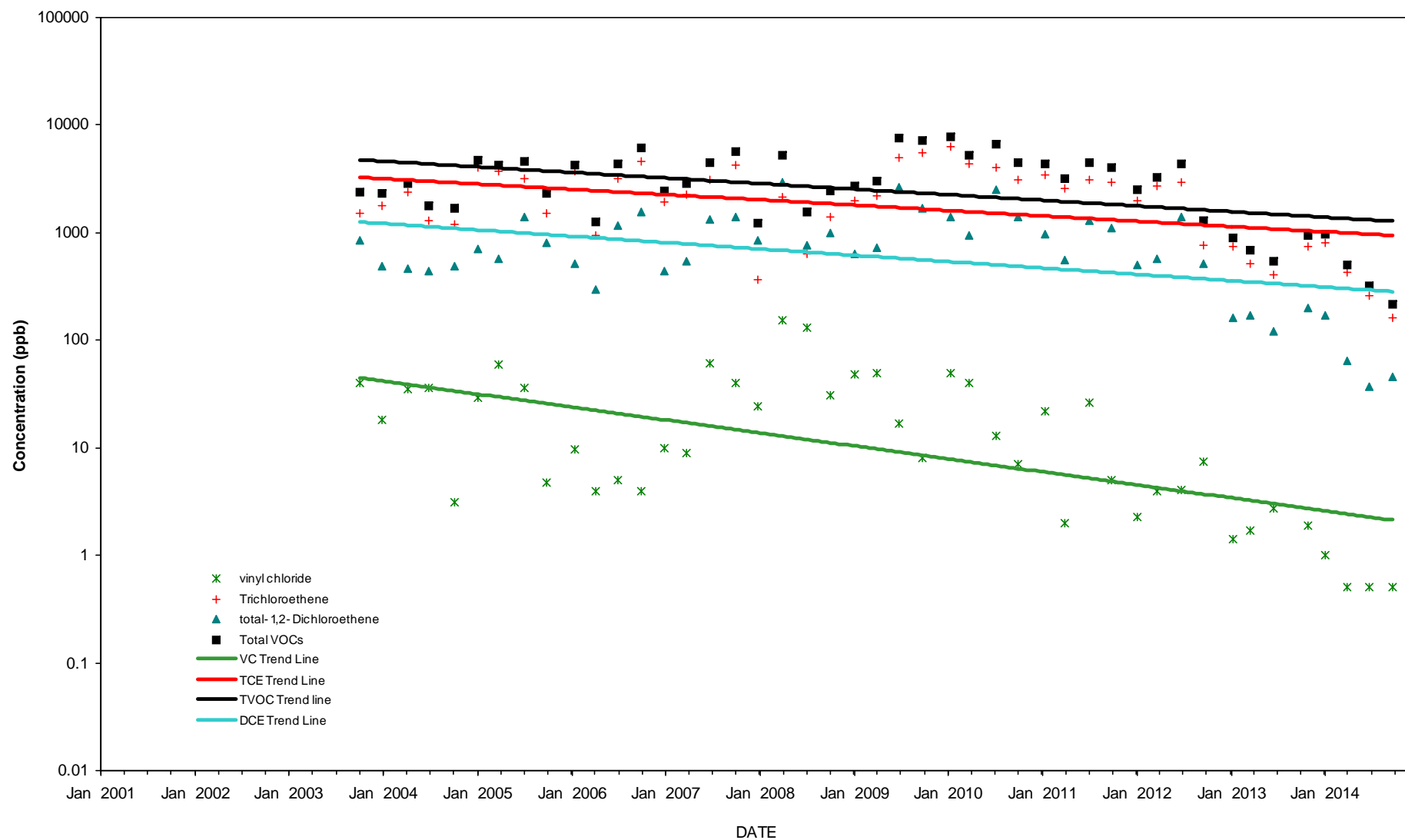
TREND ANALYSIS

Well PW-4



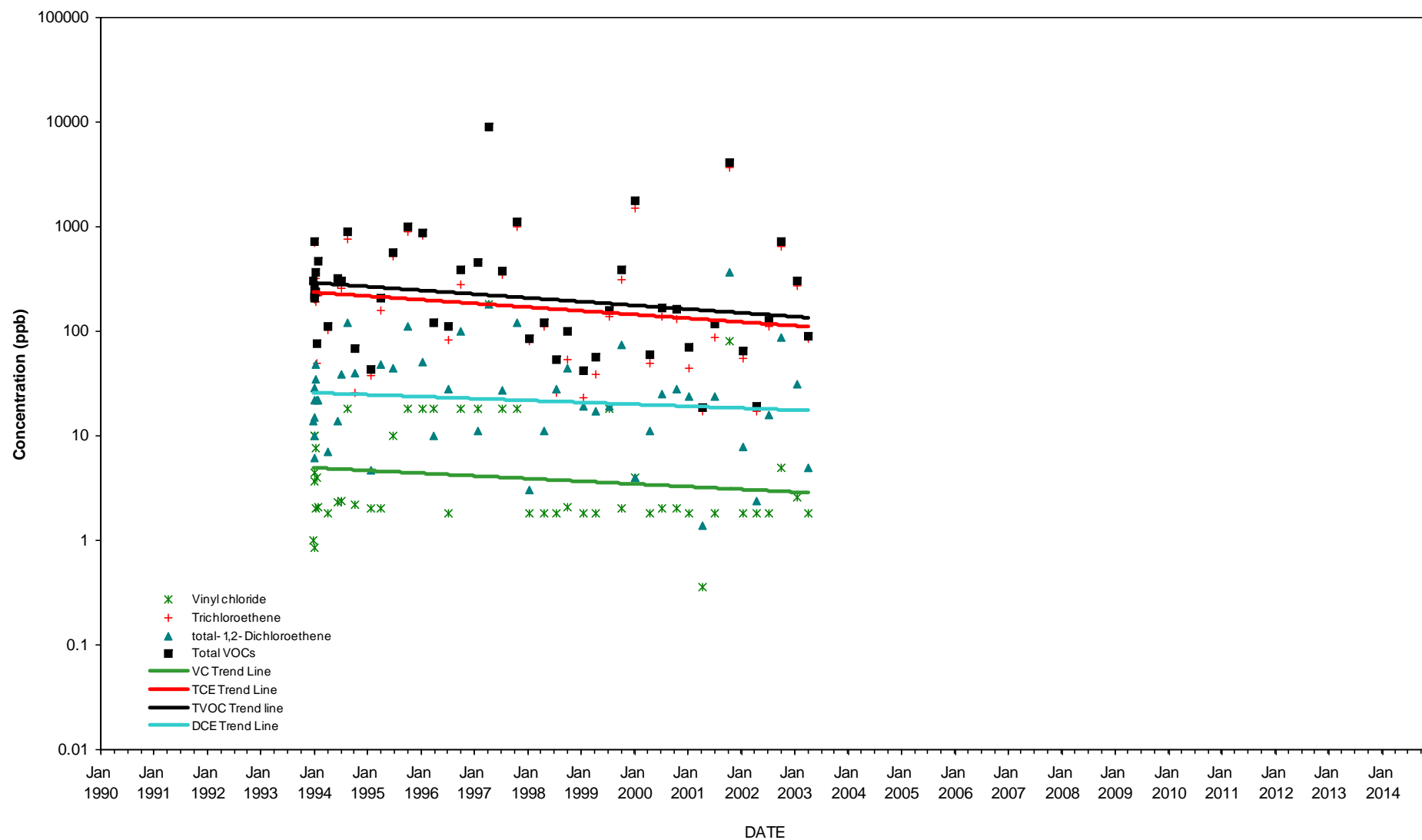
TREND ANALYSIS

Well PW-3



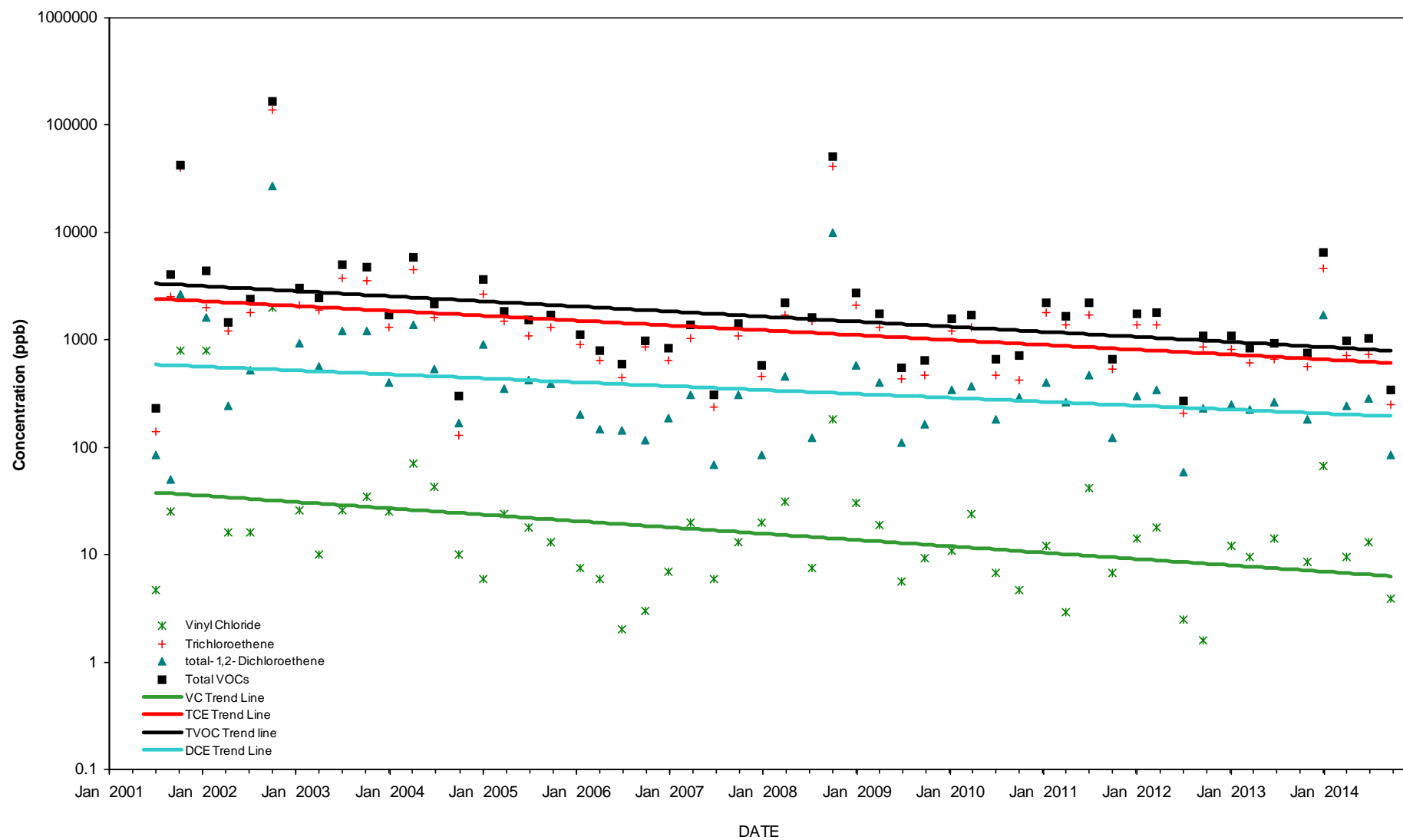
TREND ANALYSIS

Well PW-2



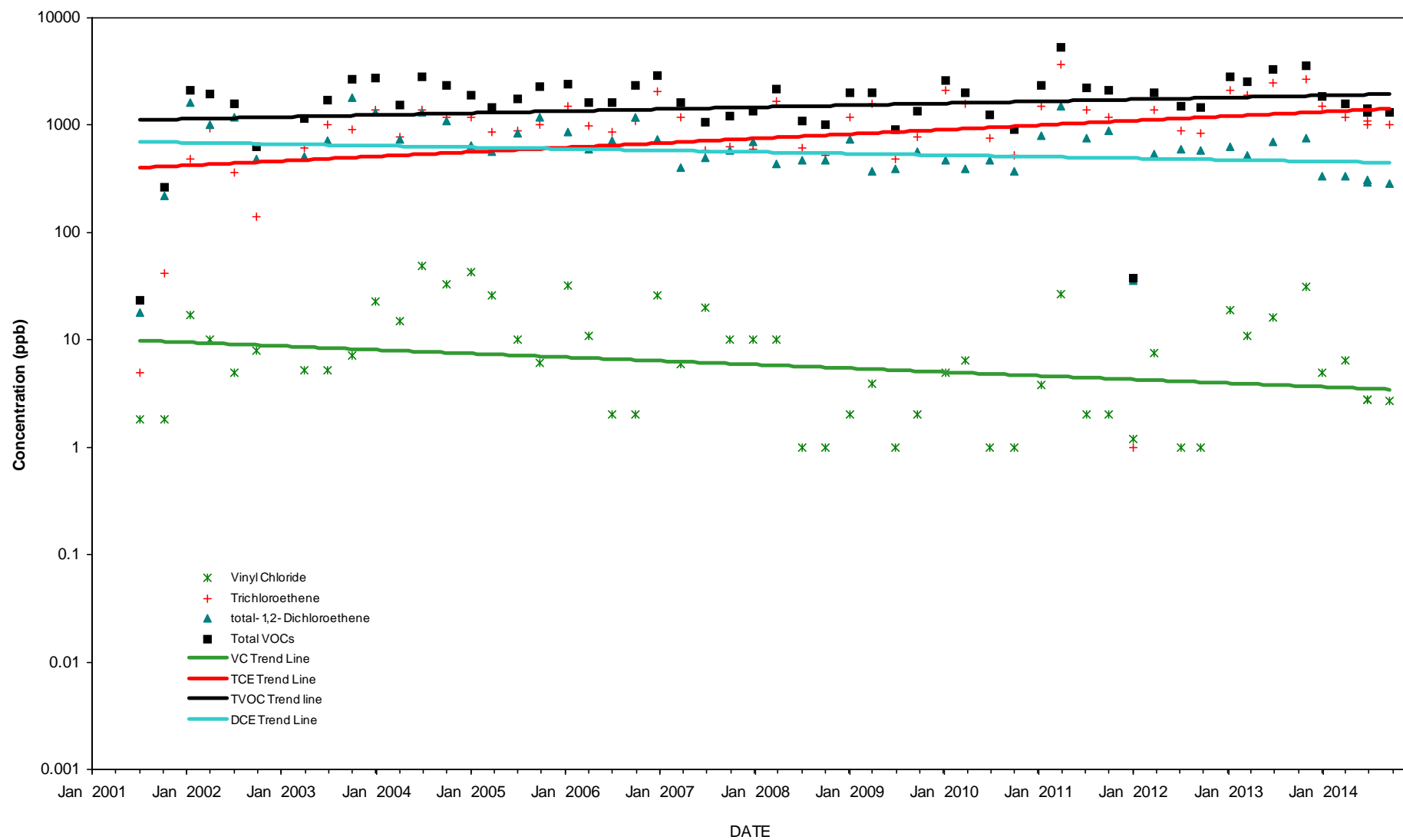
TREND ANALYSIS

Well PW-1



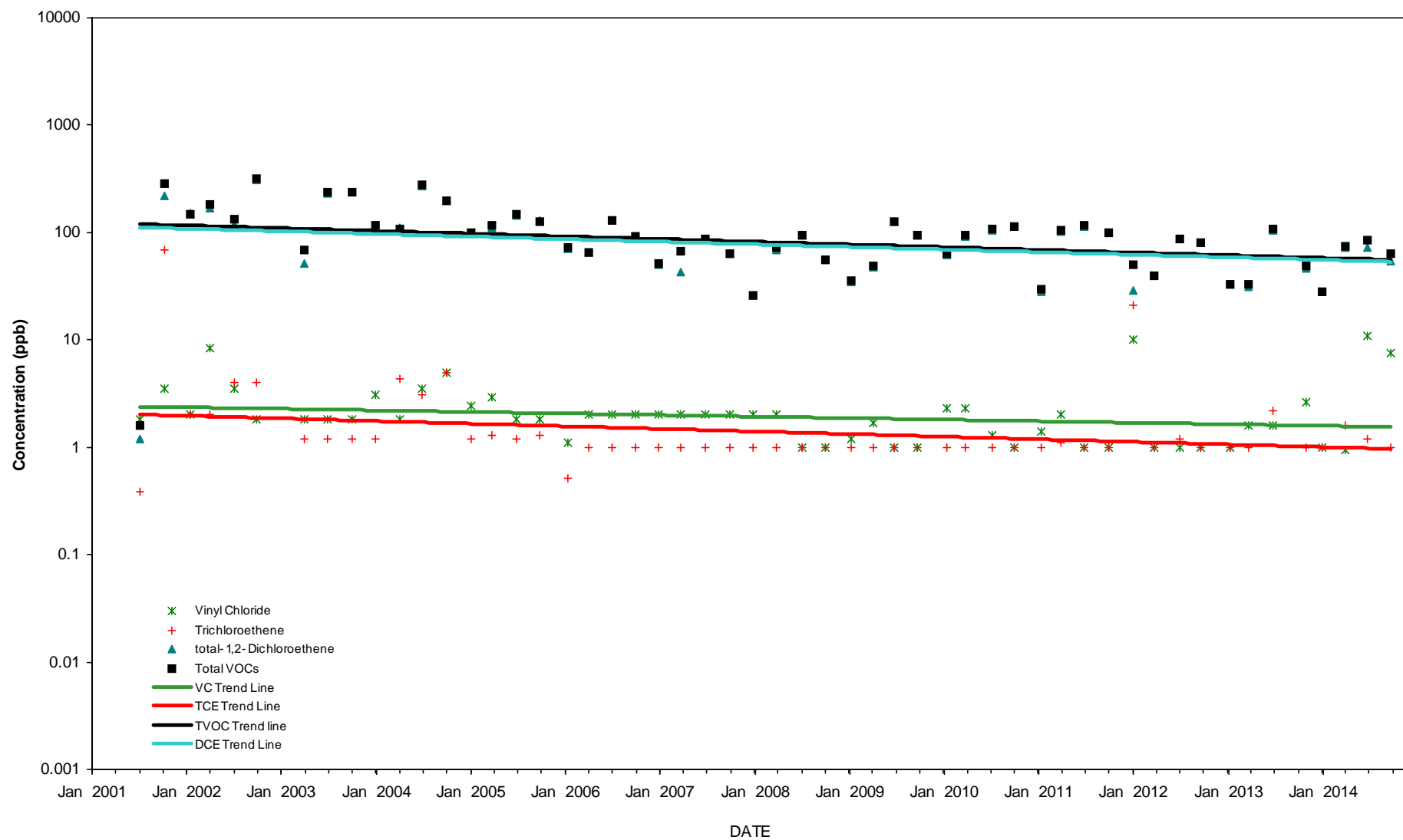
TREND ANALYSIS

Well P-4



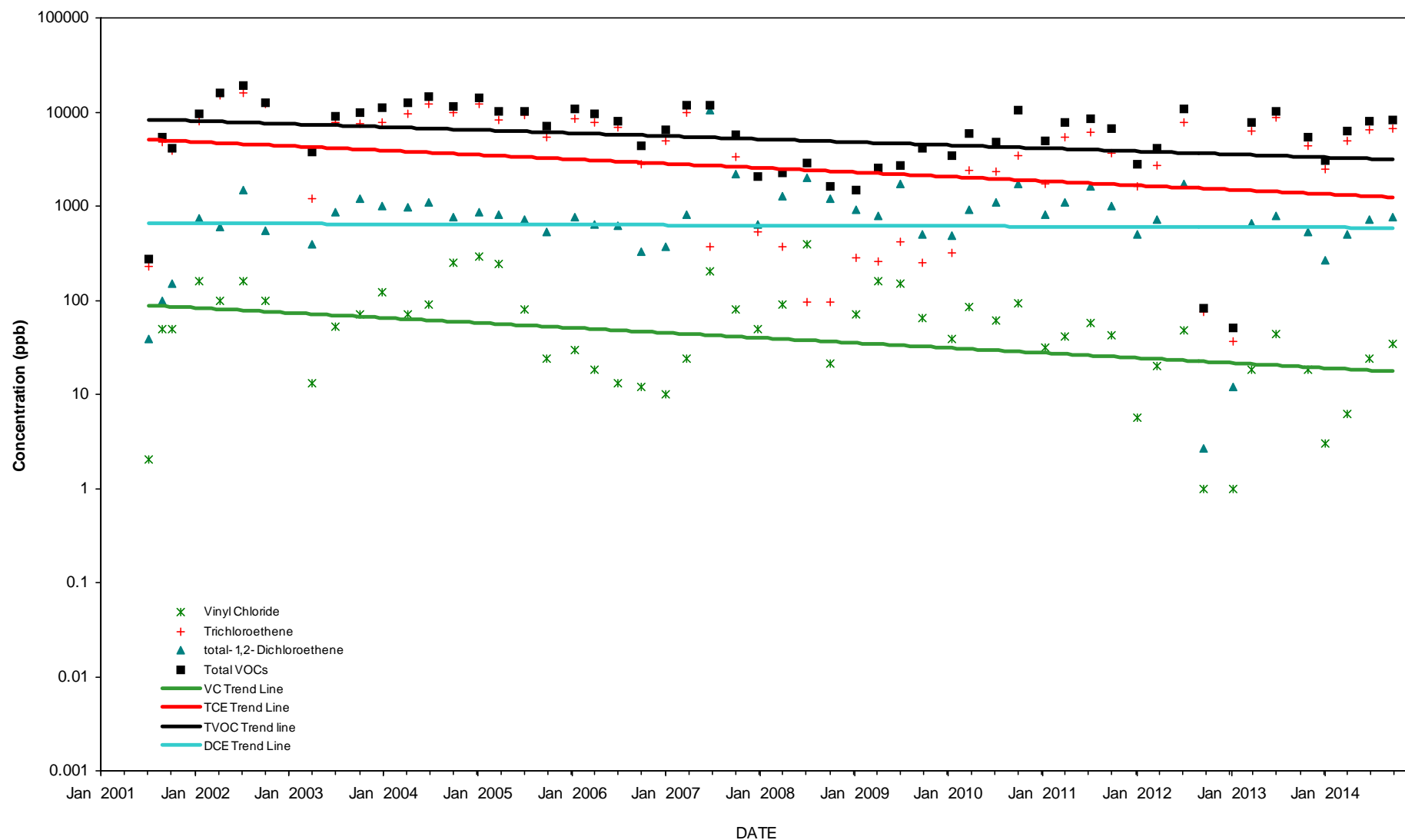
TREND ANALYSIS

Well P-3



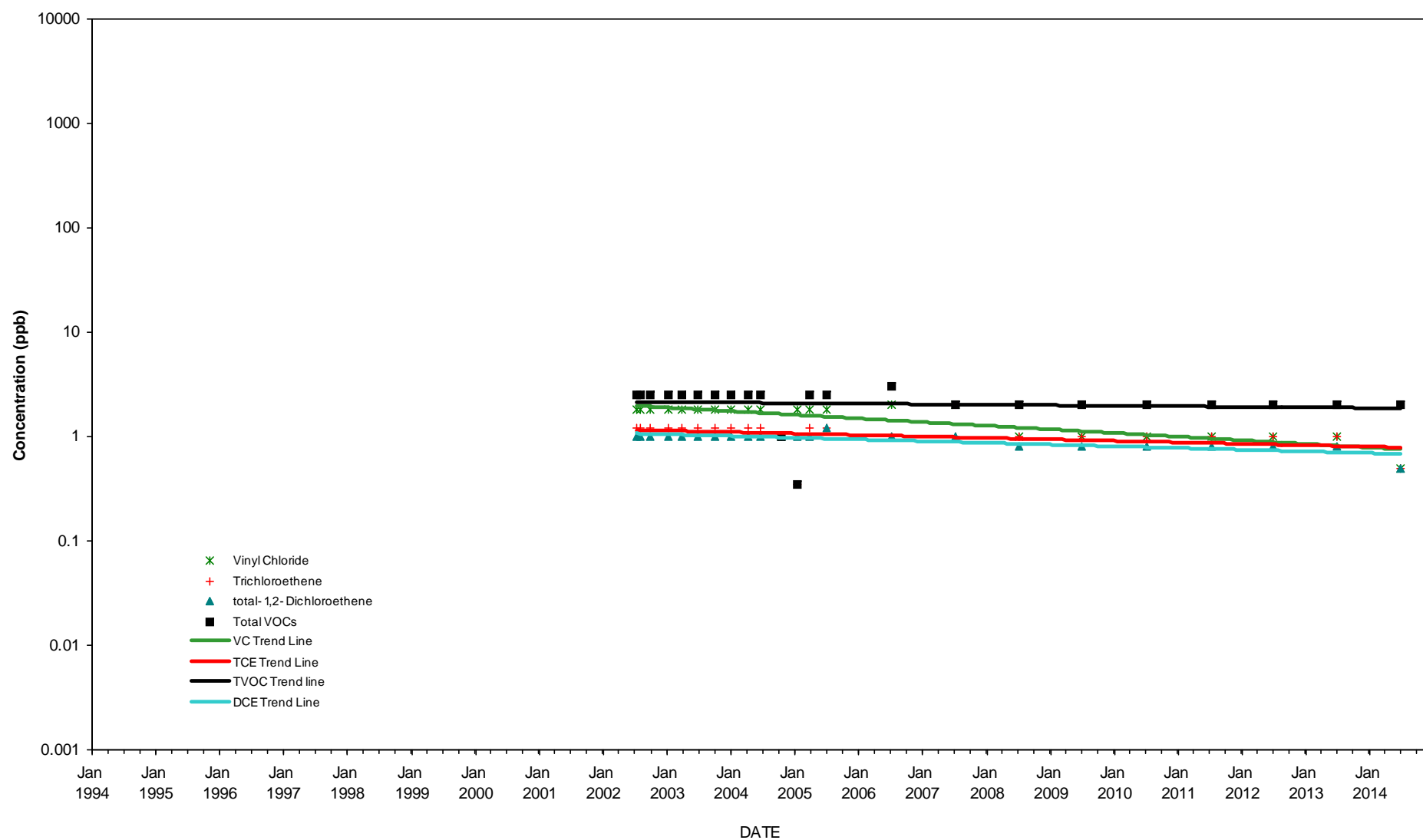
TREND ANALYSIS

Well P-2



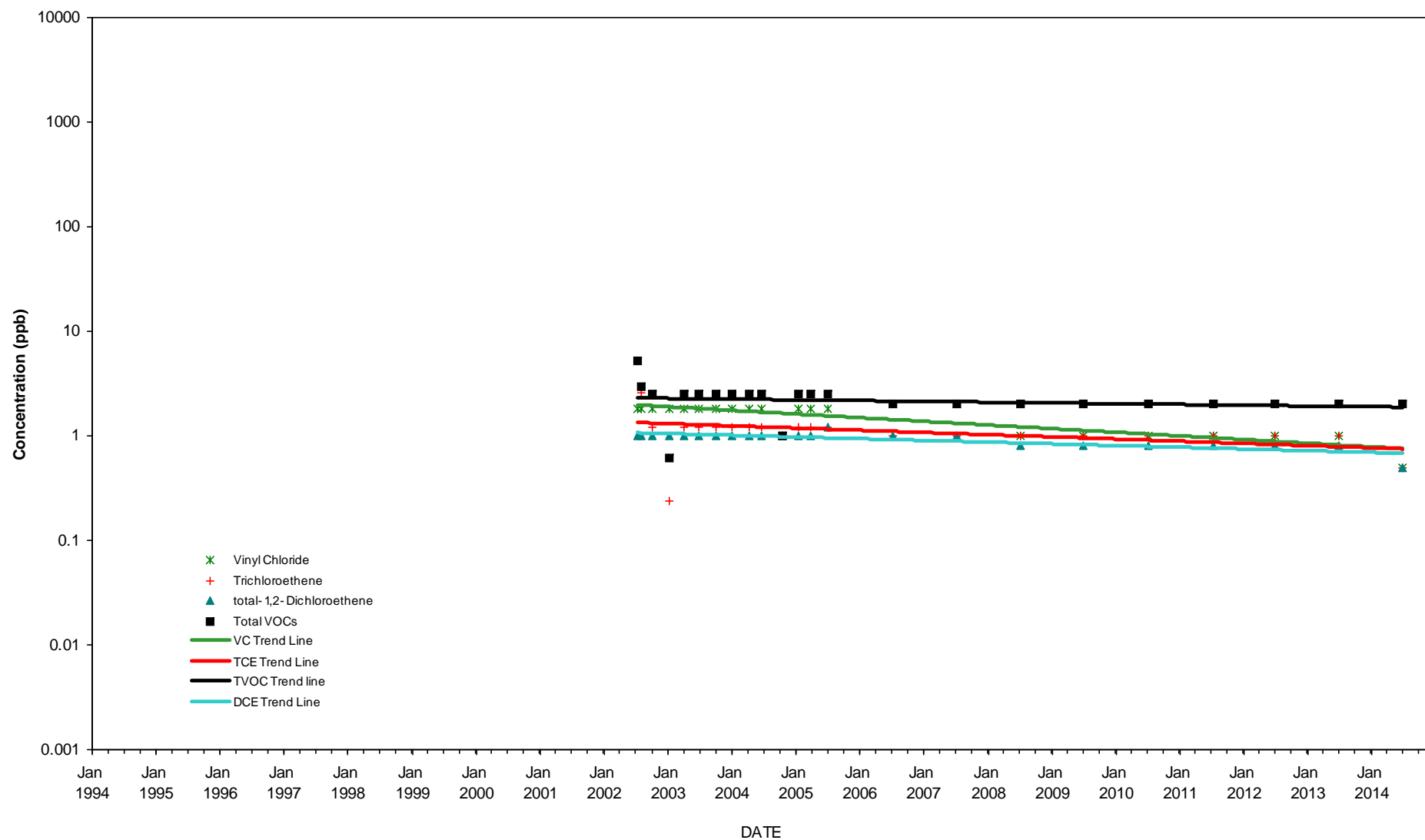
TREND ANALYSIS

Well B-67M



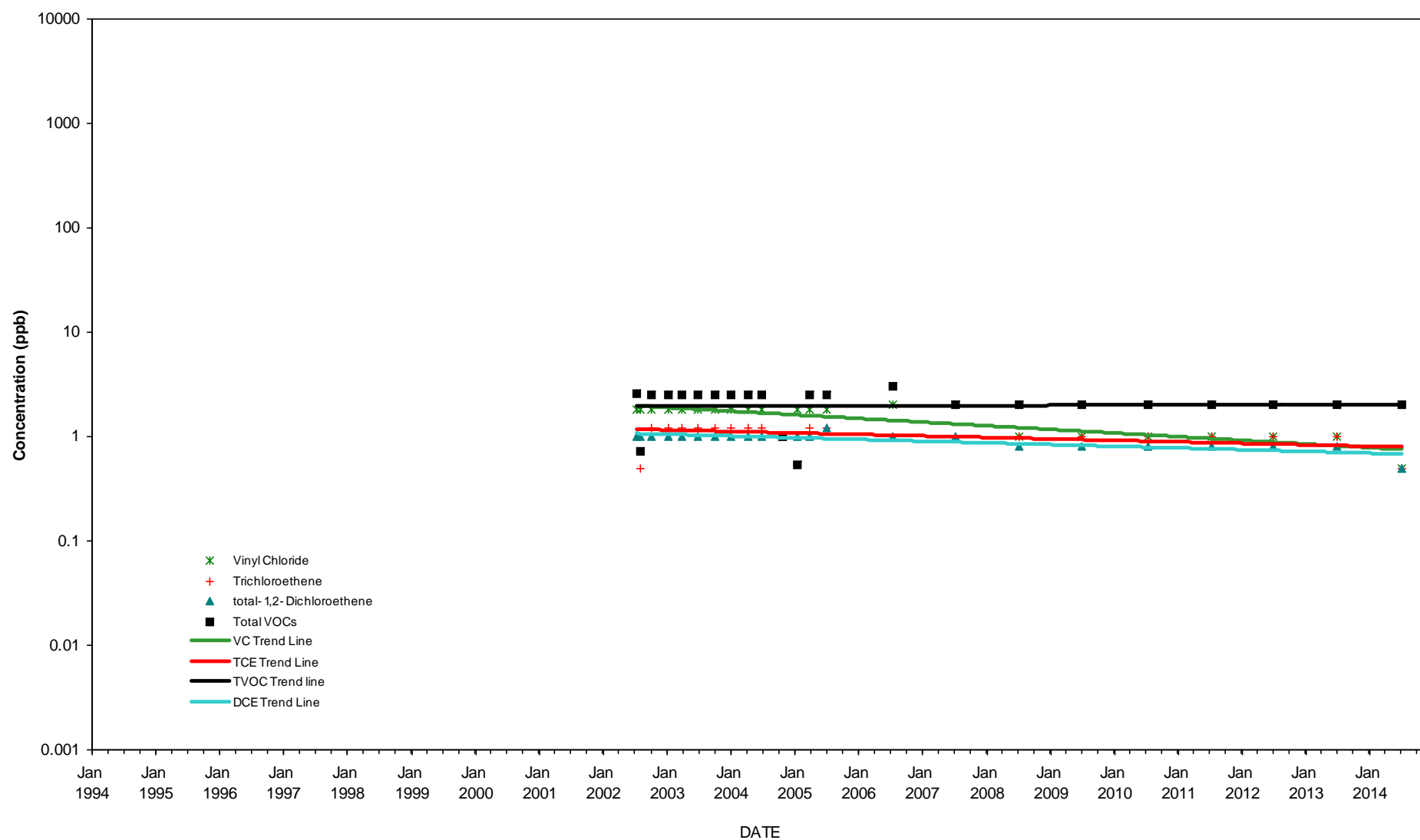
TREND ANALYSIS

Well B-66M



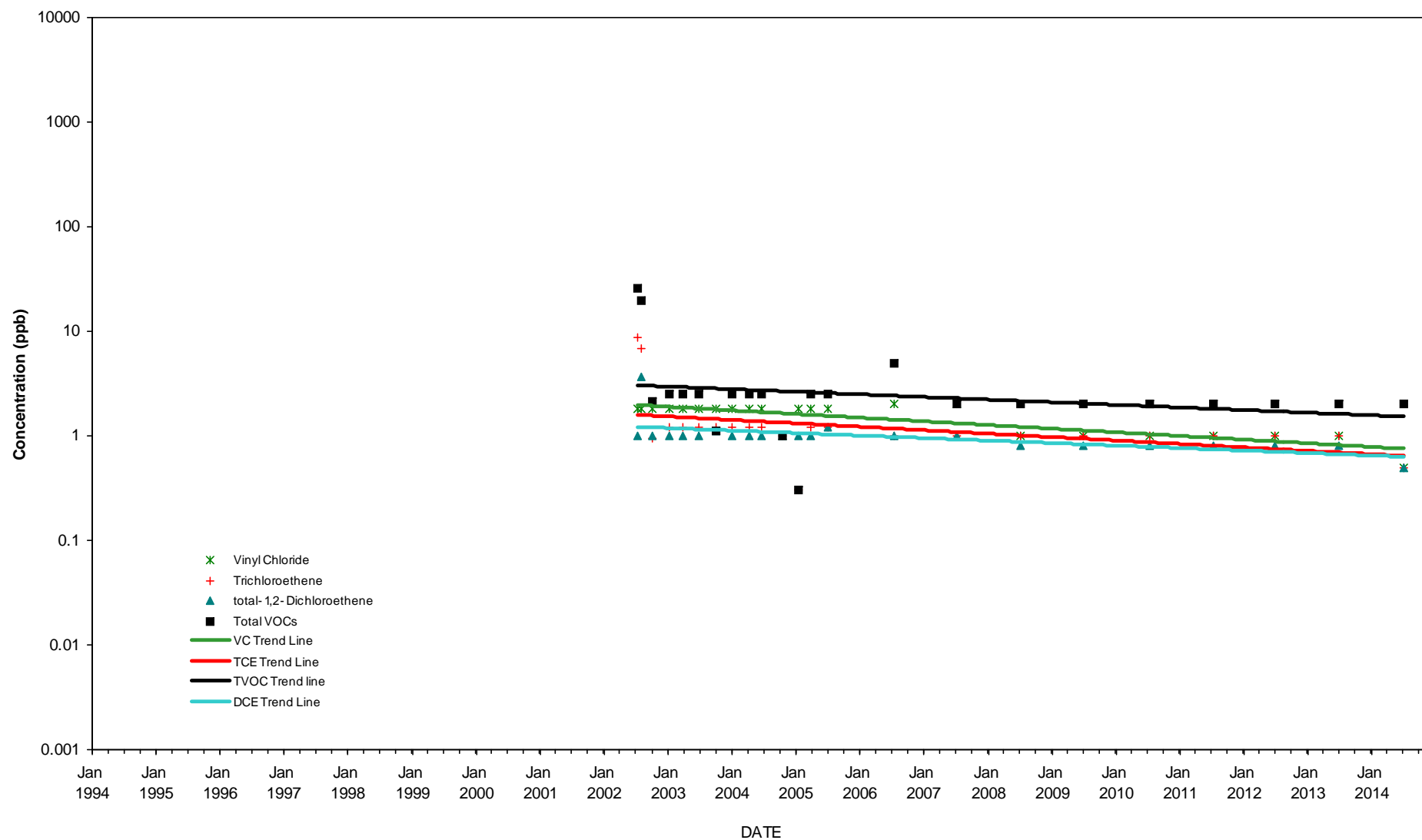
TREND ANALYSIS

Well B-65M



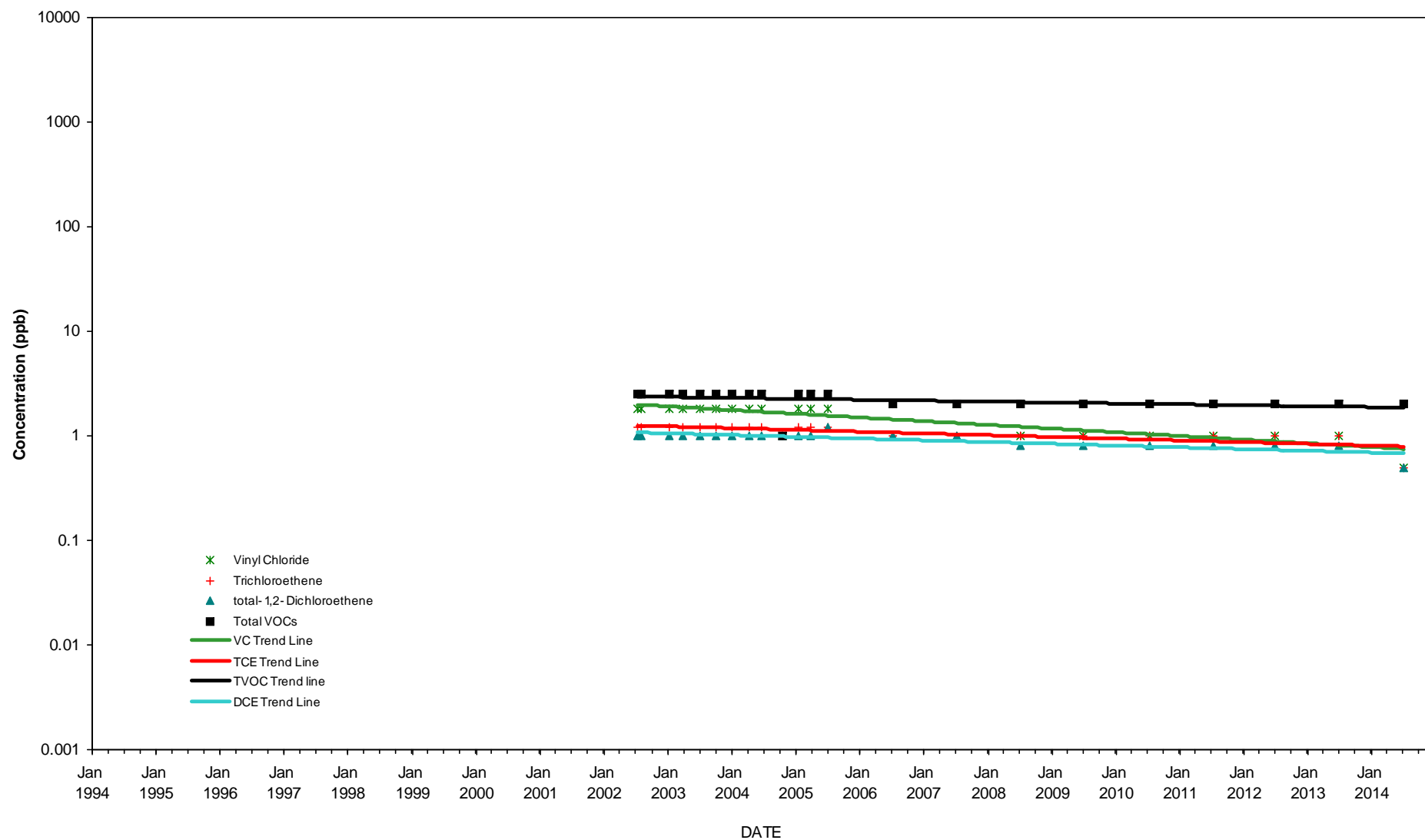
TREND ANALYSIS

Well B-64M



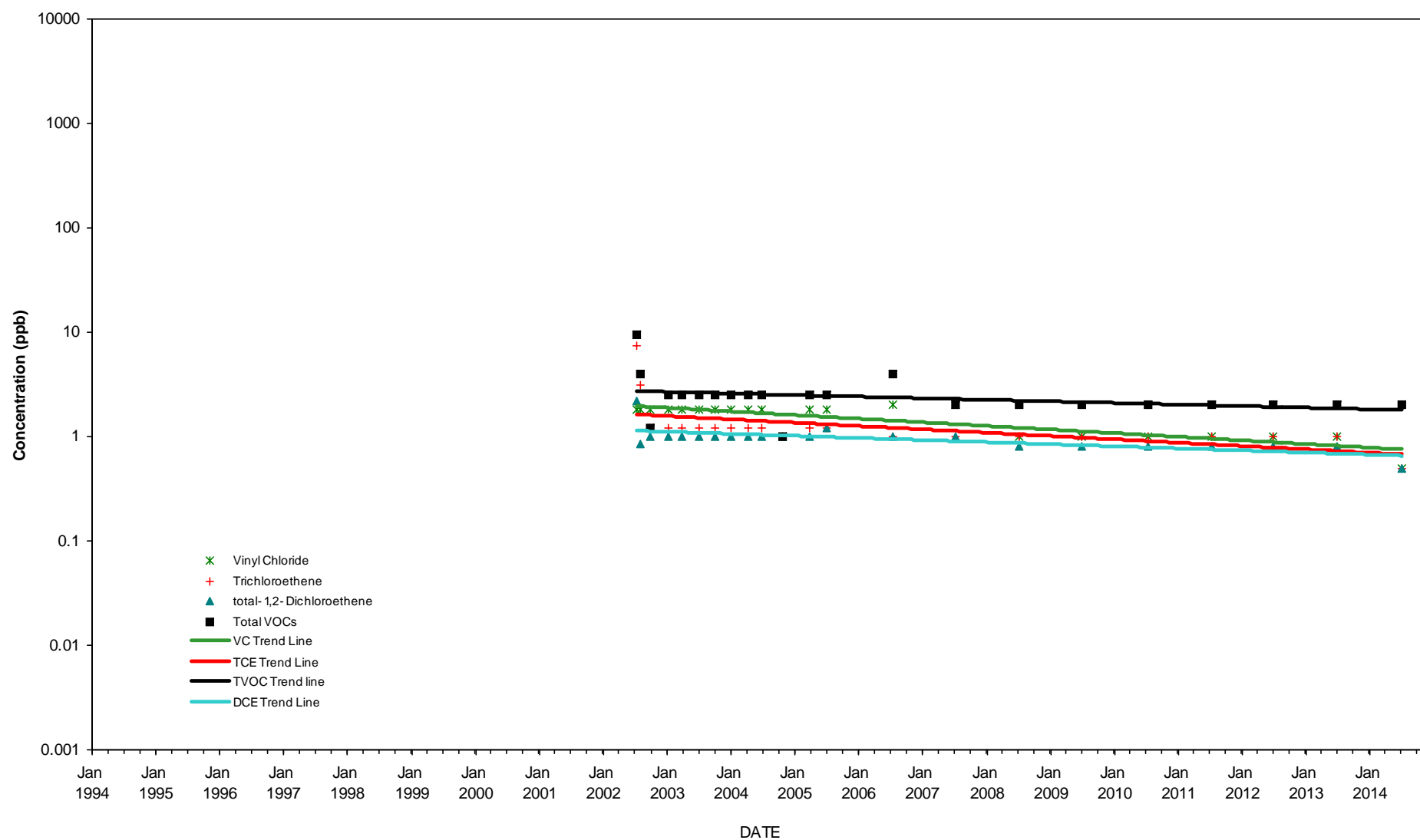
TREND ANALYSIS

Well B-63M



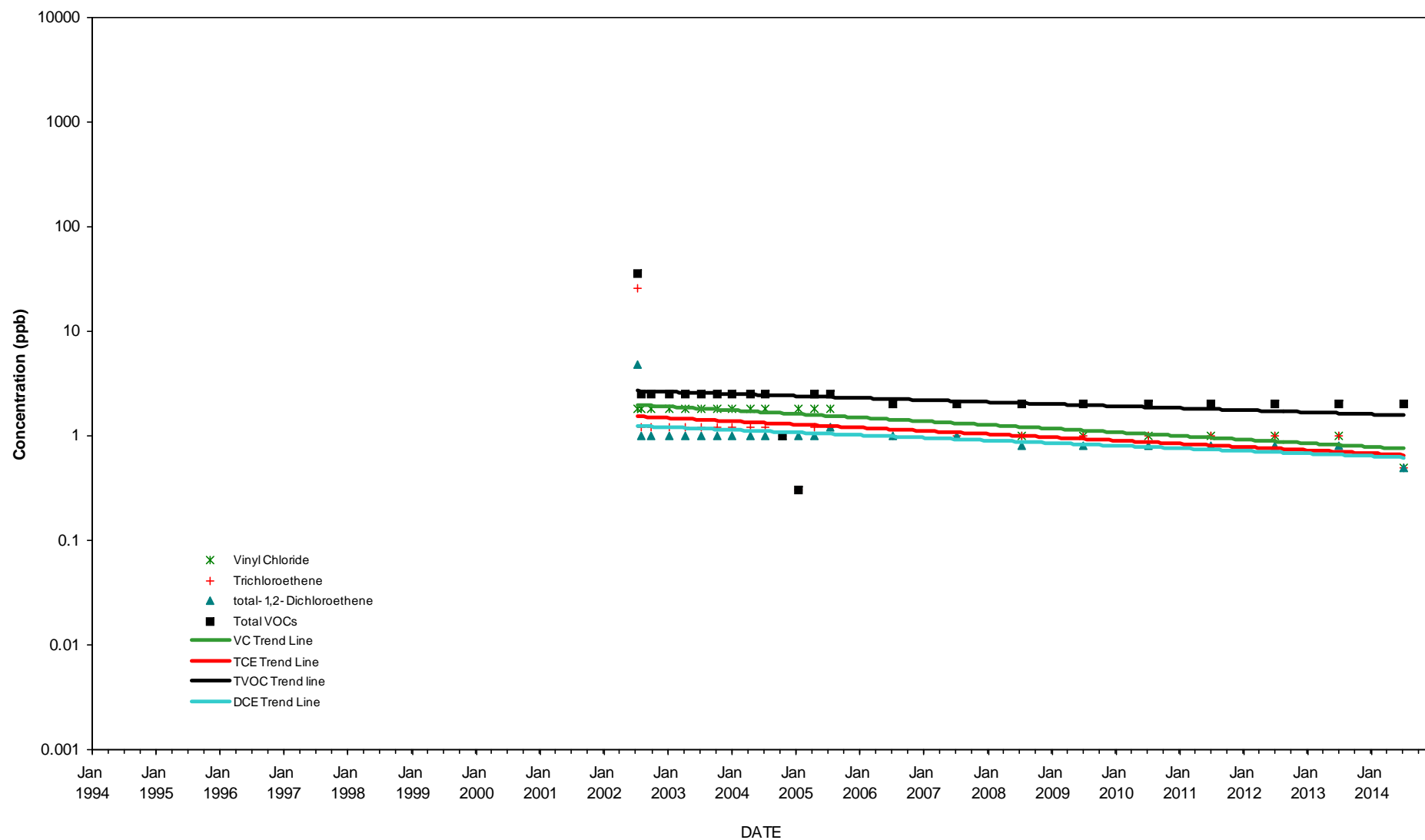
TREND ANALYSIS

Well B-62M



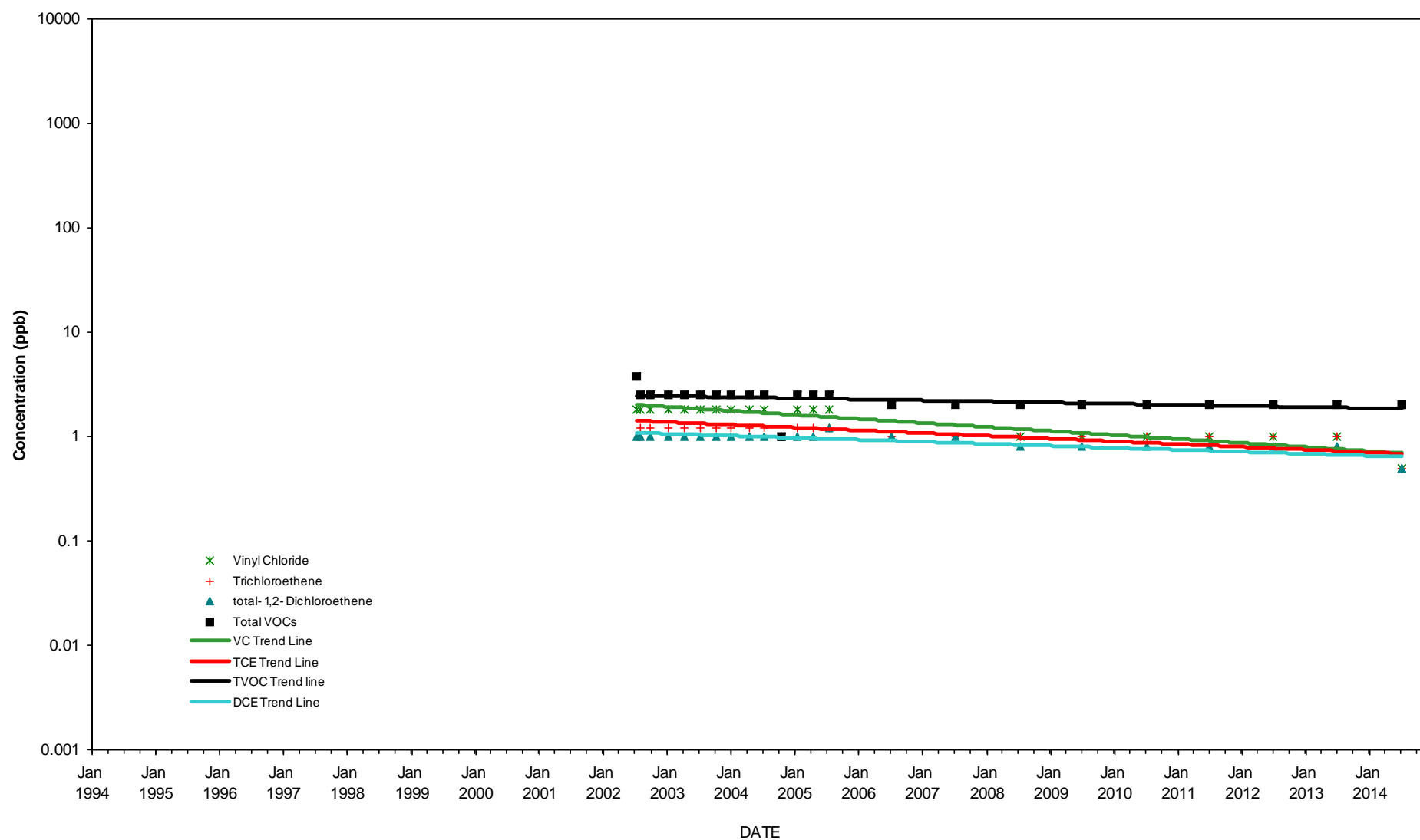
TREND ANALYSIS

Well B-61M



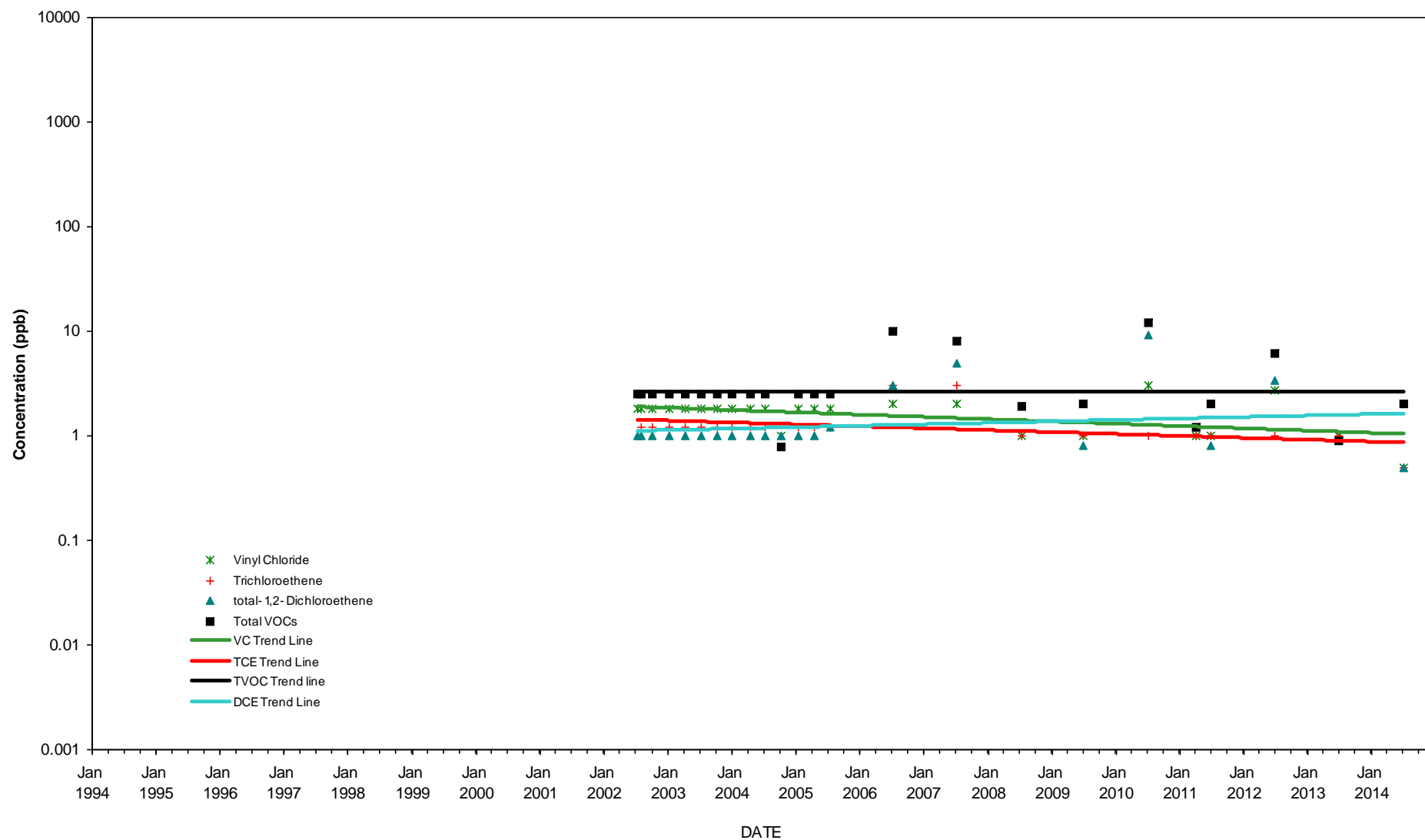
TREND ANALYSIS

Well B-60M



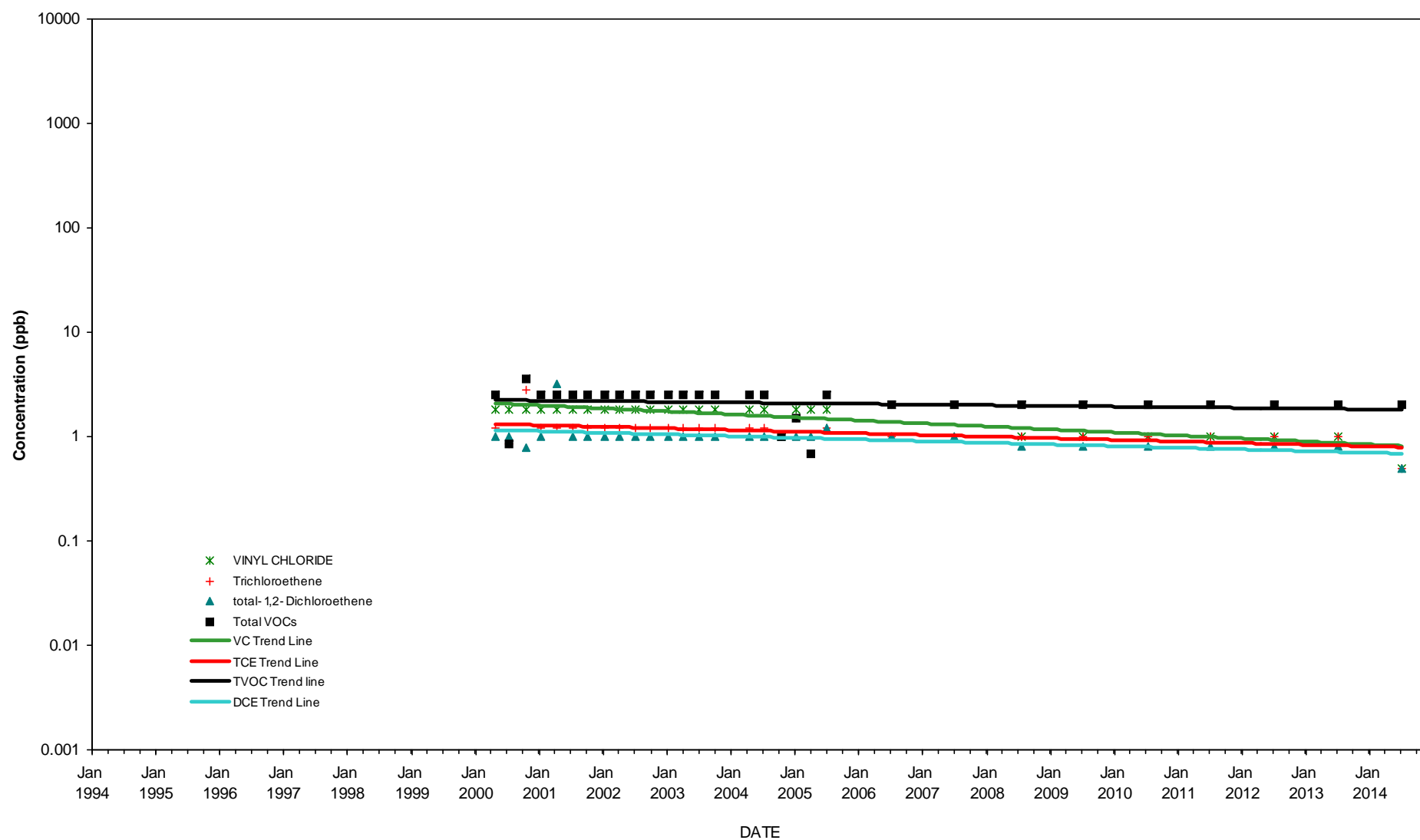
TREND ANALYSIS

Well B-59M



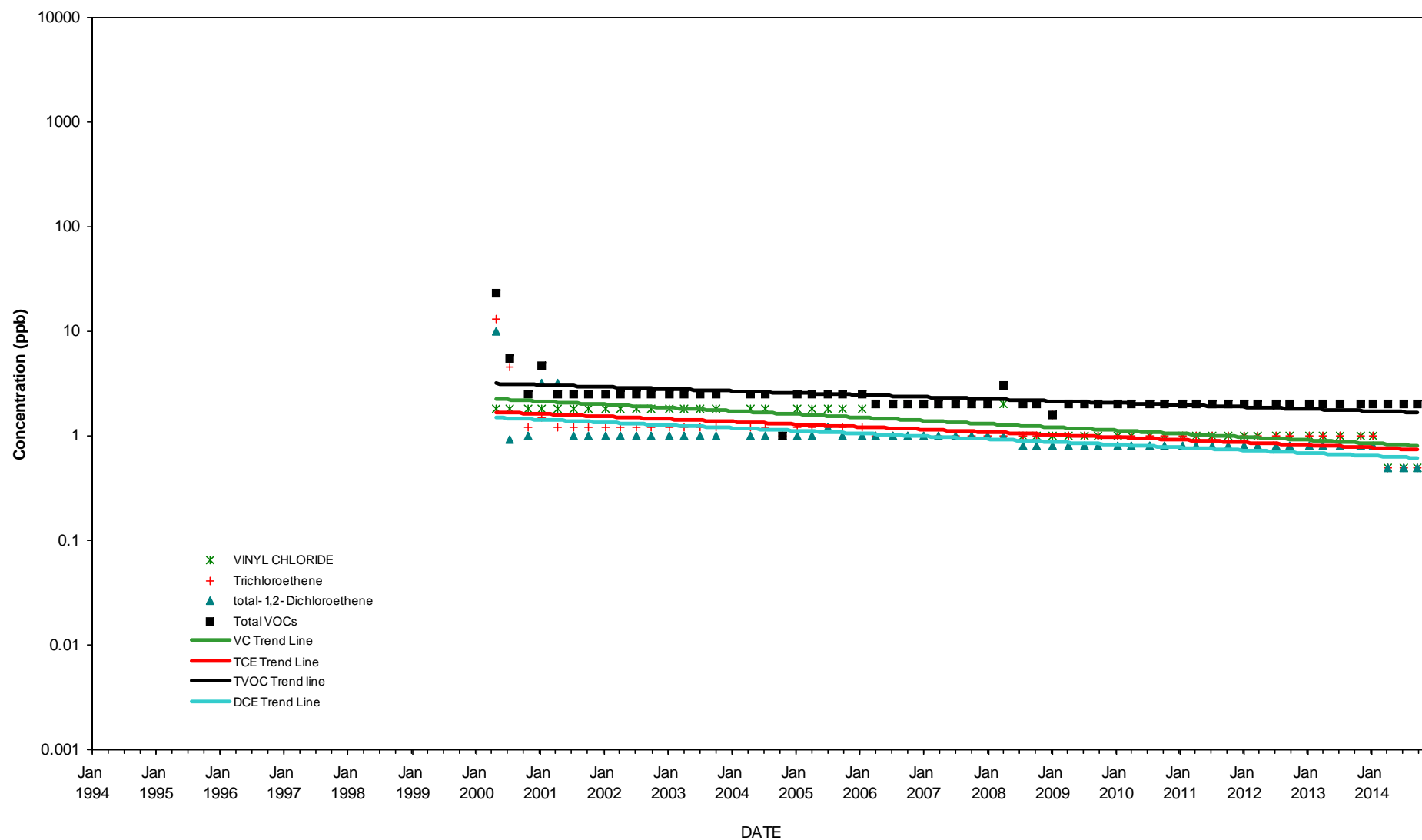
TREND ANALYSIS

Well B-58M



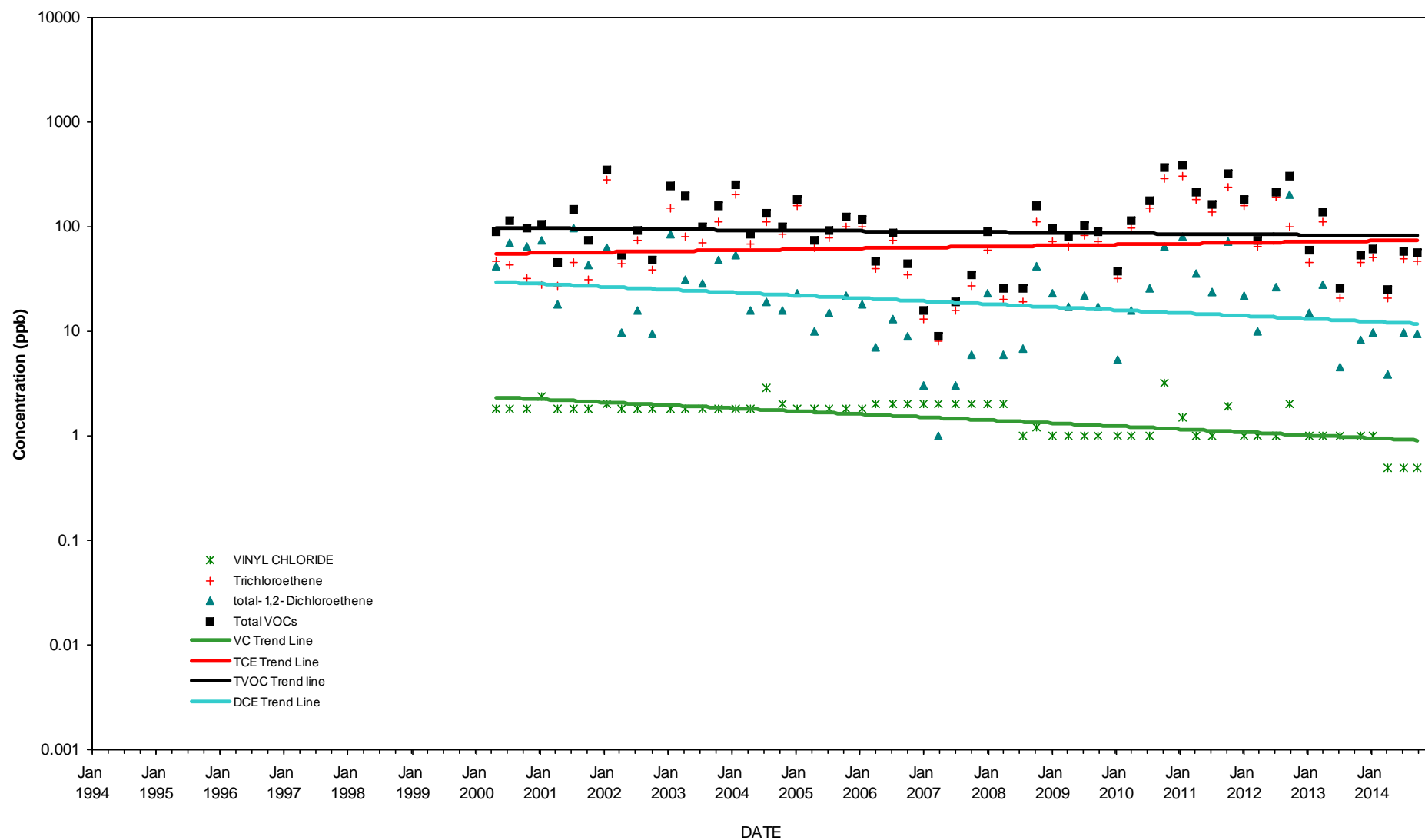
TREND ANALYSIS

Well B-57M



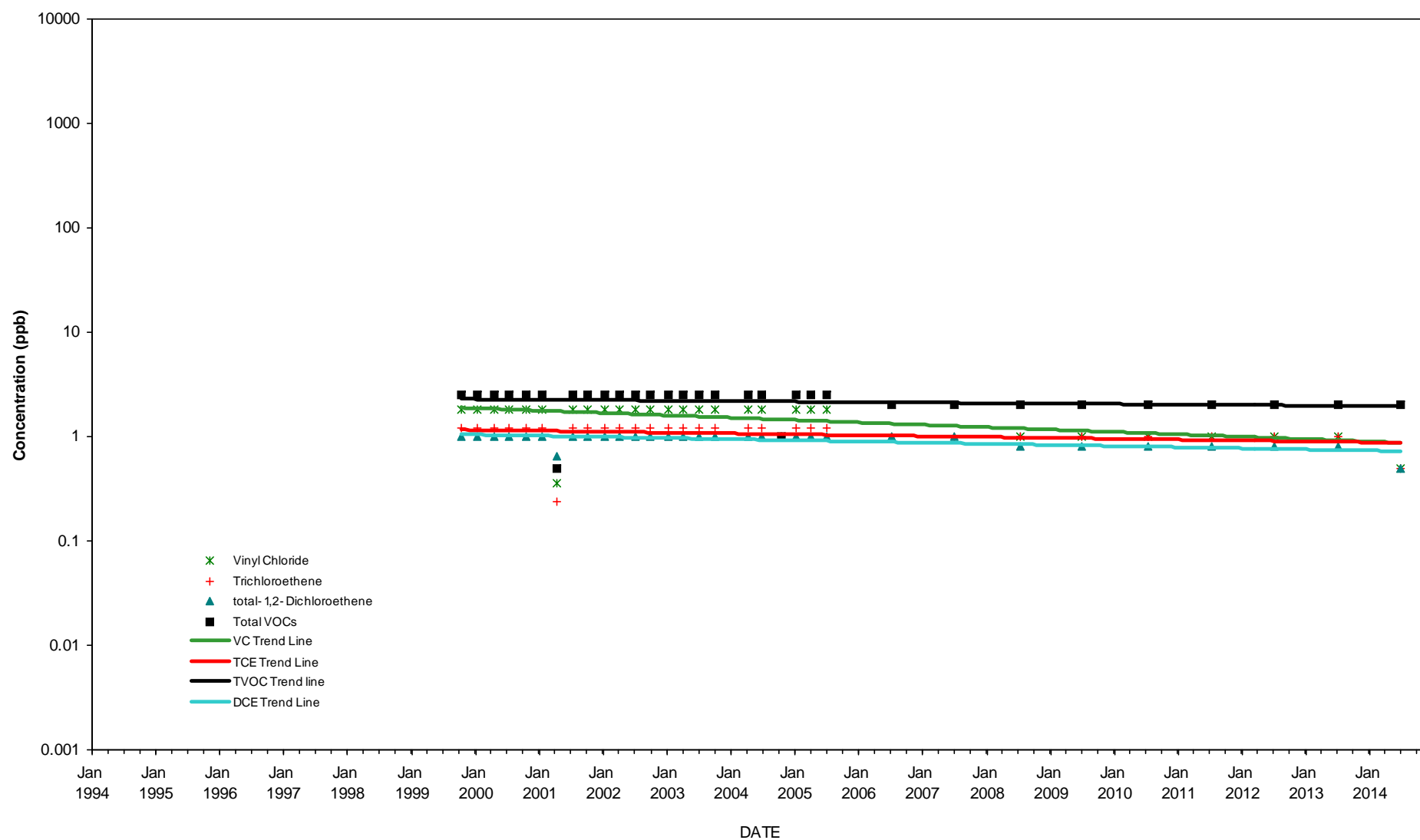
TREND ANALYSIS

WELL B-56M



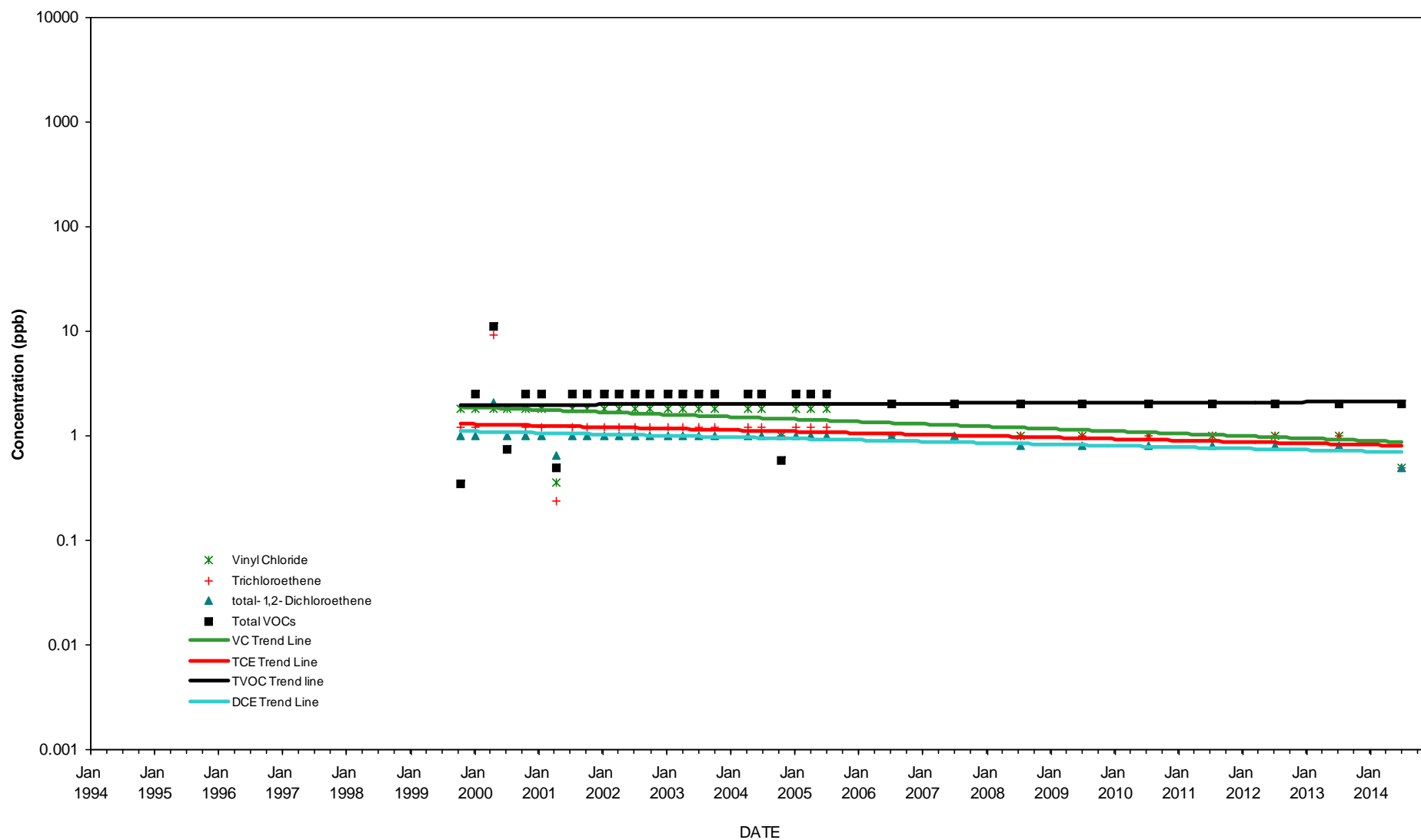
TREND ANALYSIS

Well B-55M



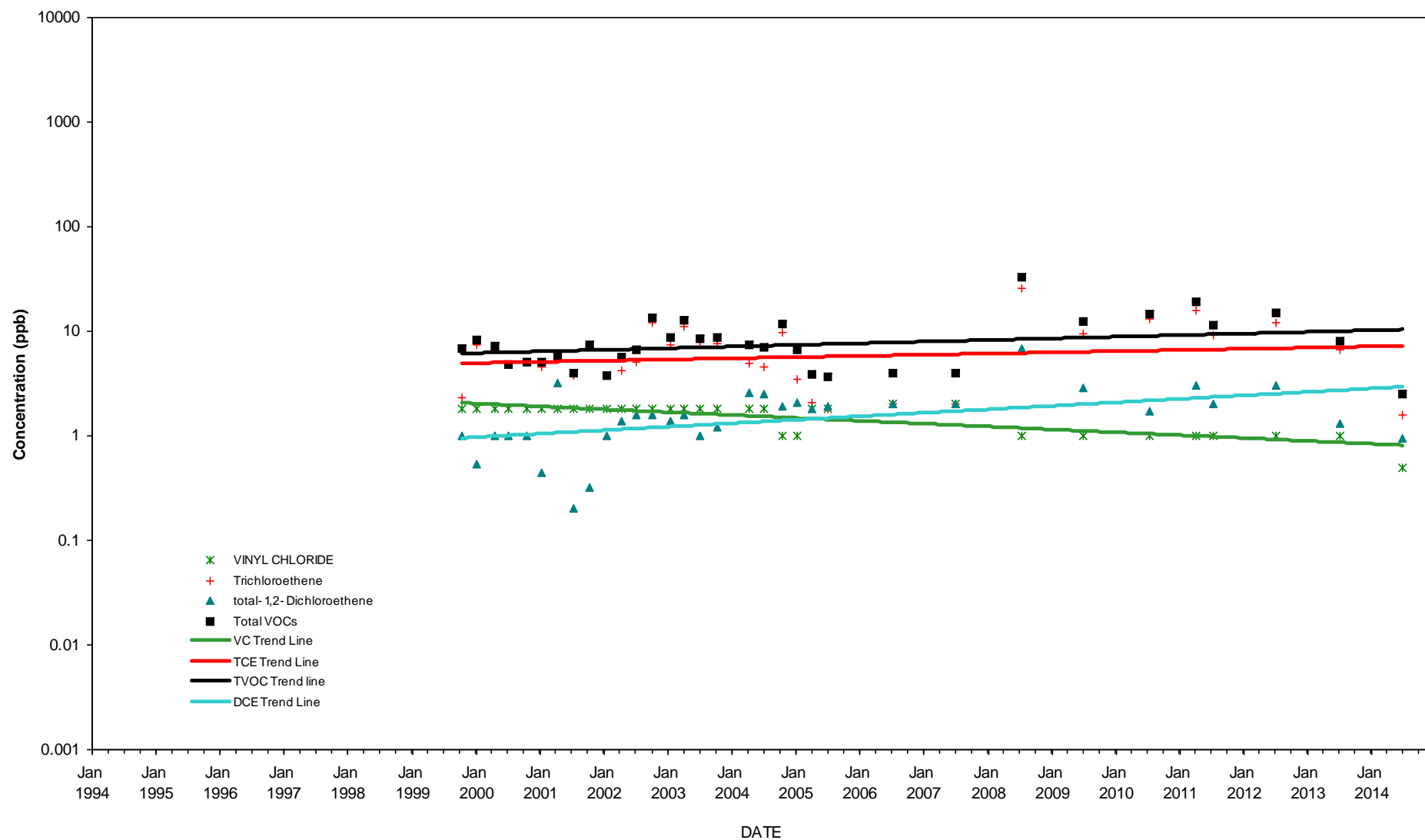
TREND ANALYSIS

Well B-54M



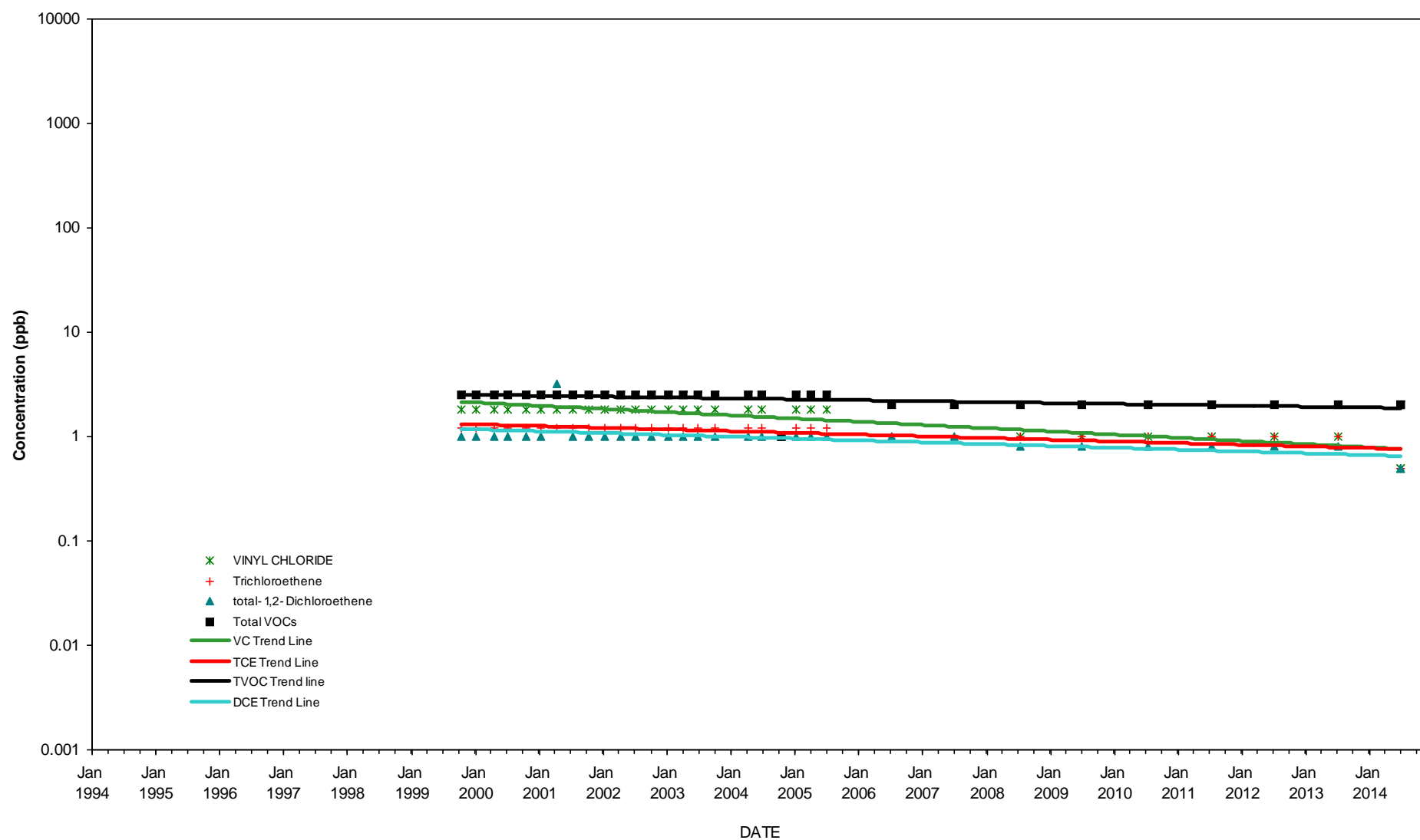
TREND ANALYSIS

Well B-53M



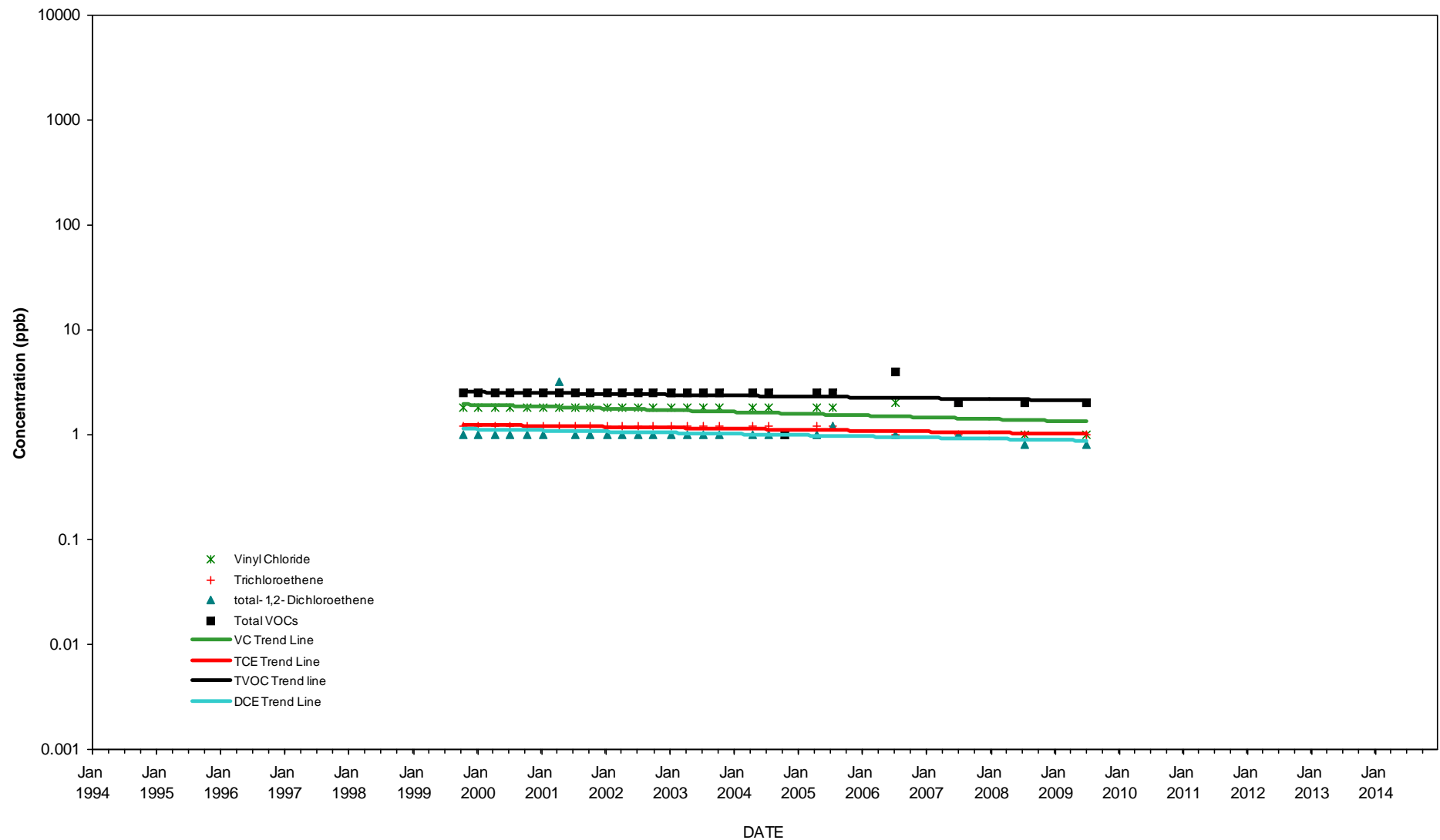
TREND ANALYSIS

Well B-52M



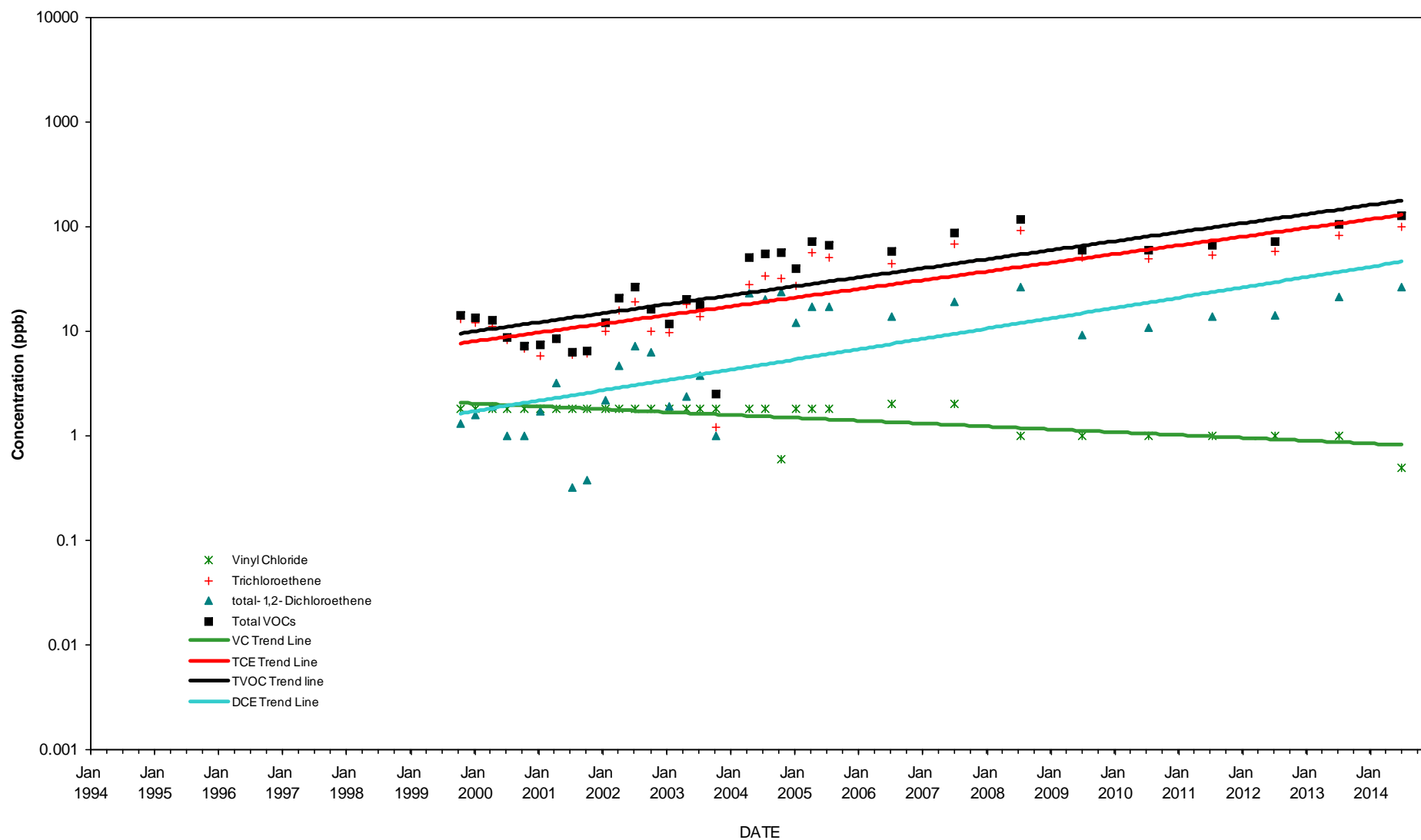
TREND ANALYSIS

Well B-51M



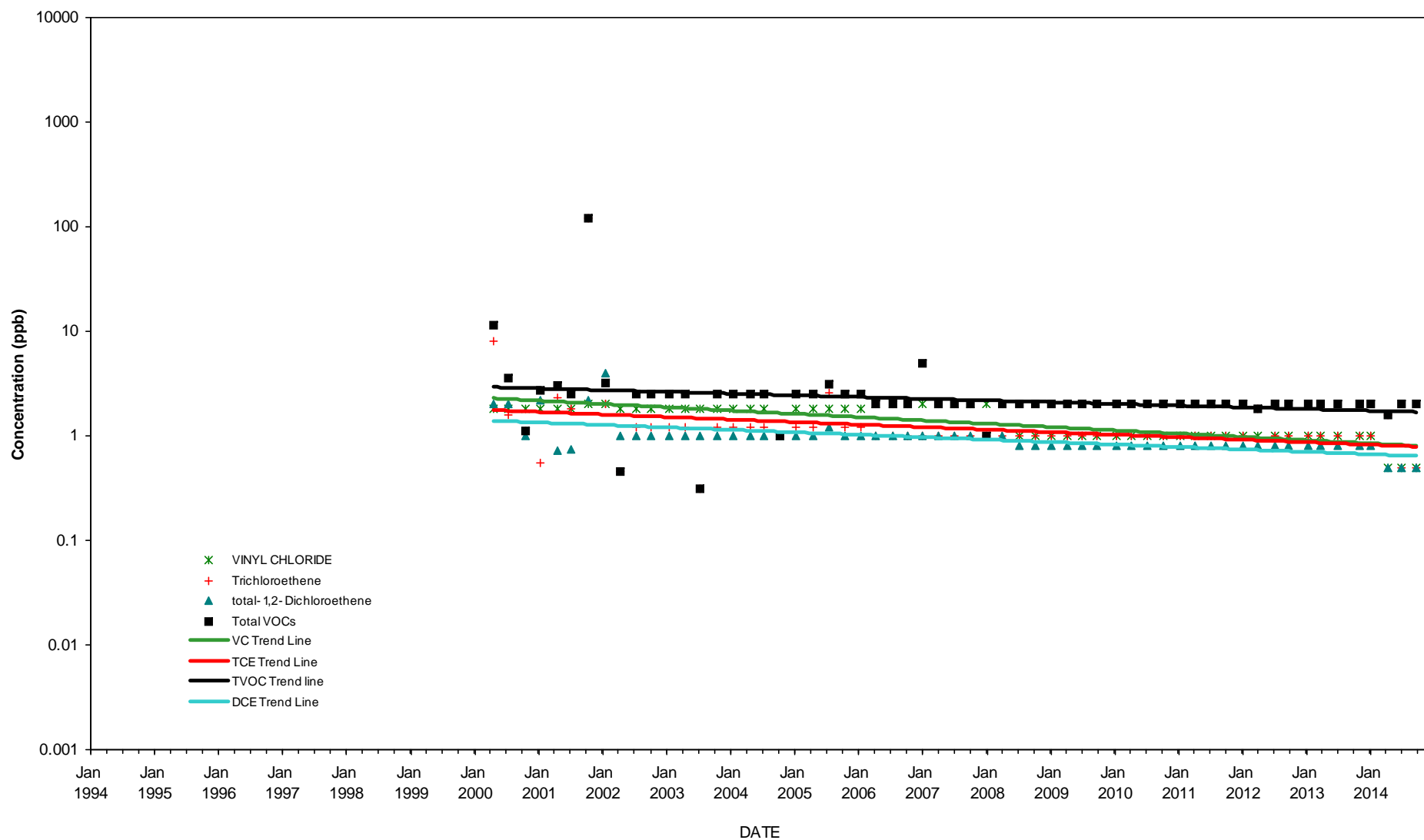
TREND ANALYSIS

Well B-50M



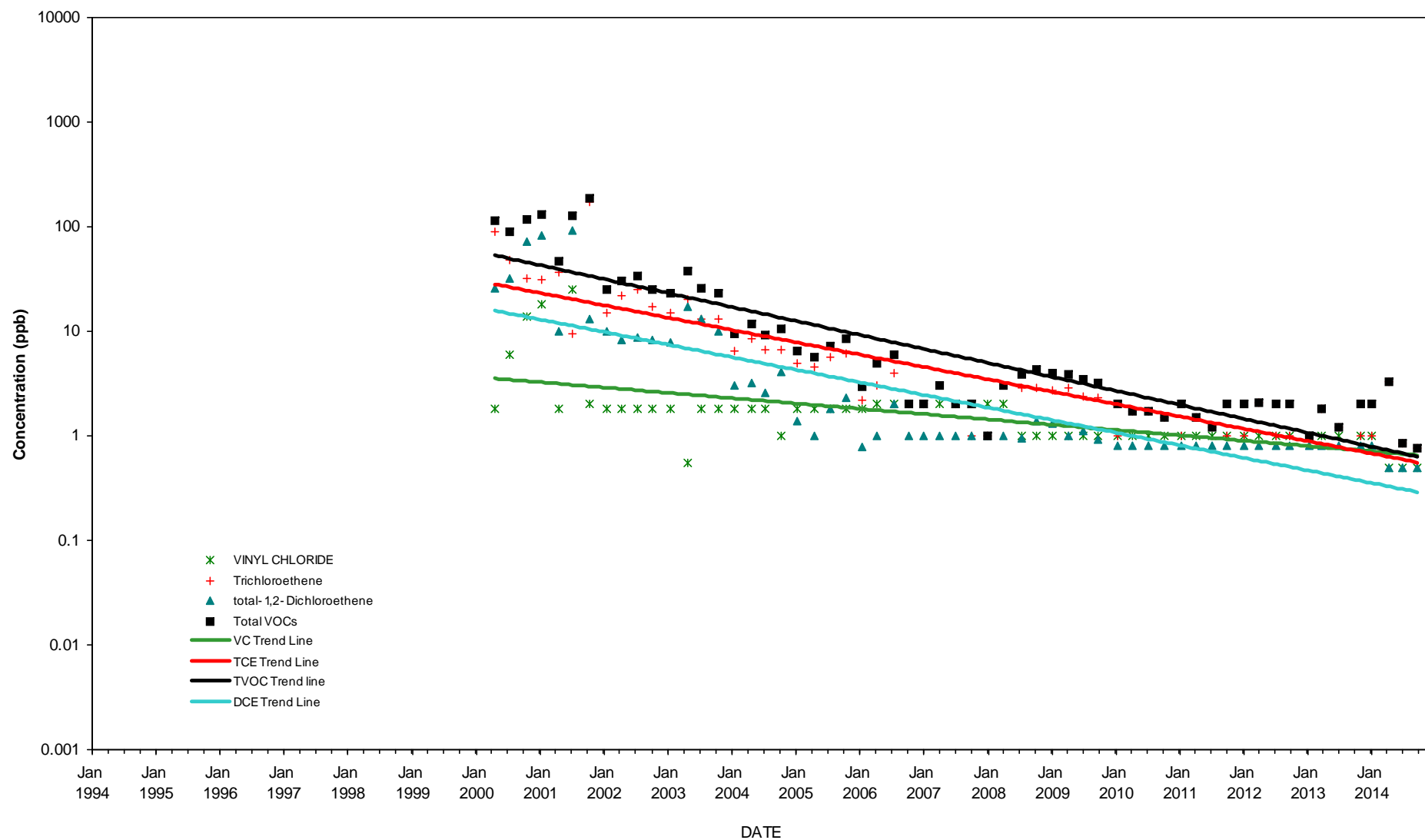
TREND ANALYSIS

Well B-49M



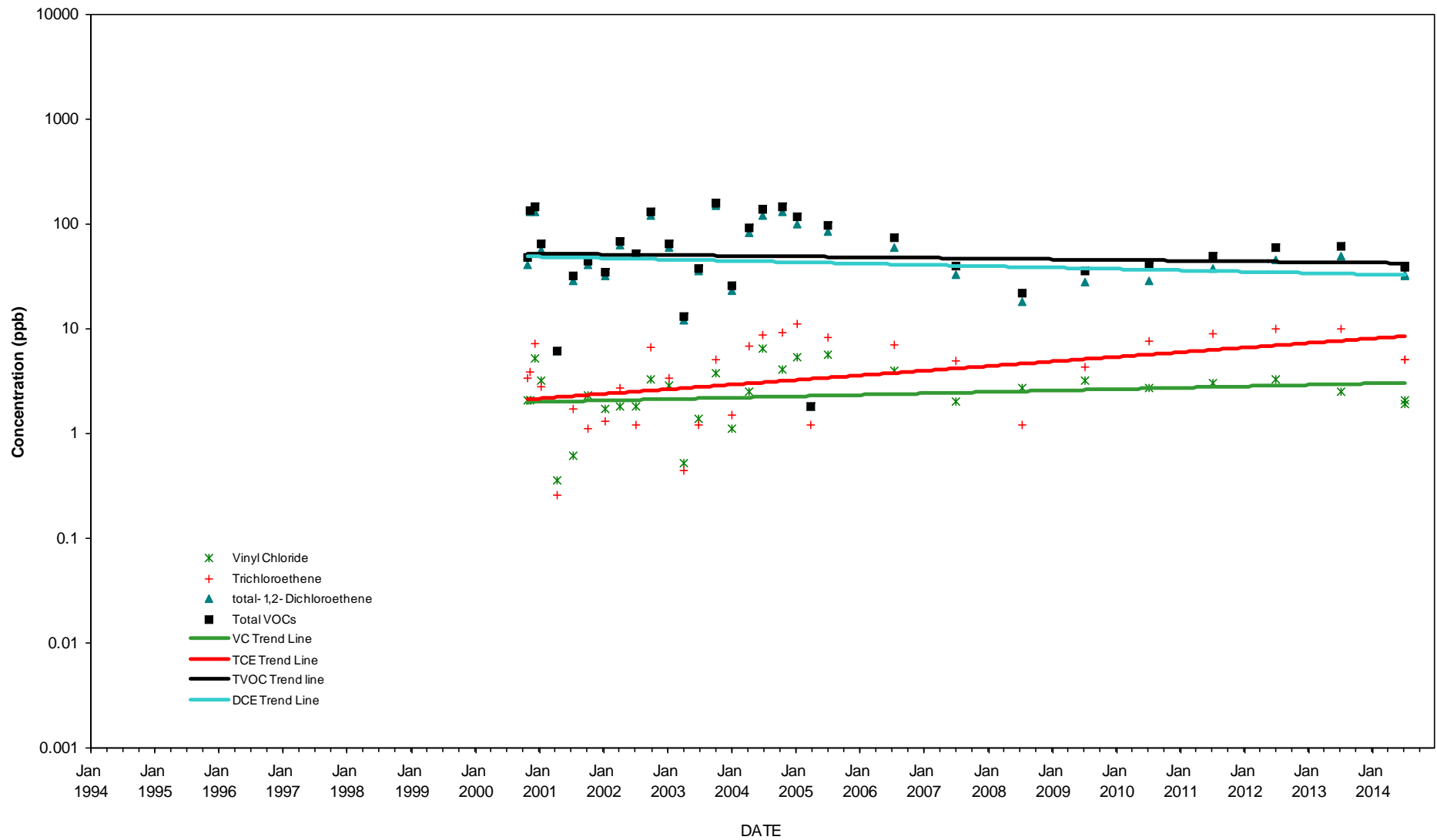
TREND ANALYSIS

Well B-48M



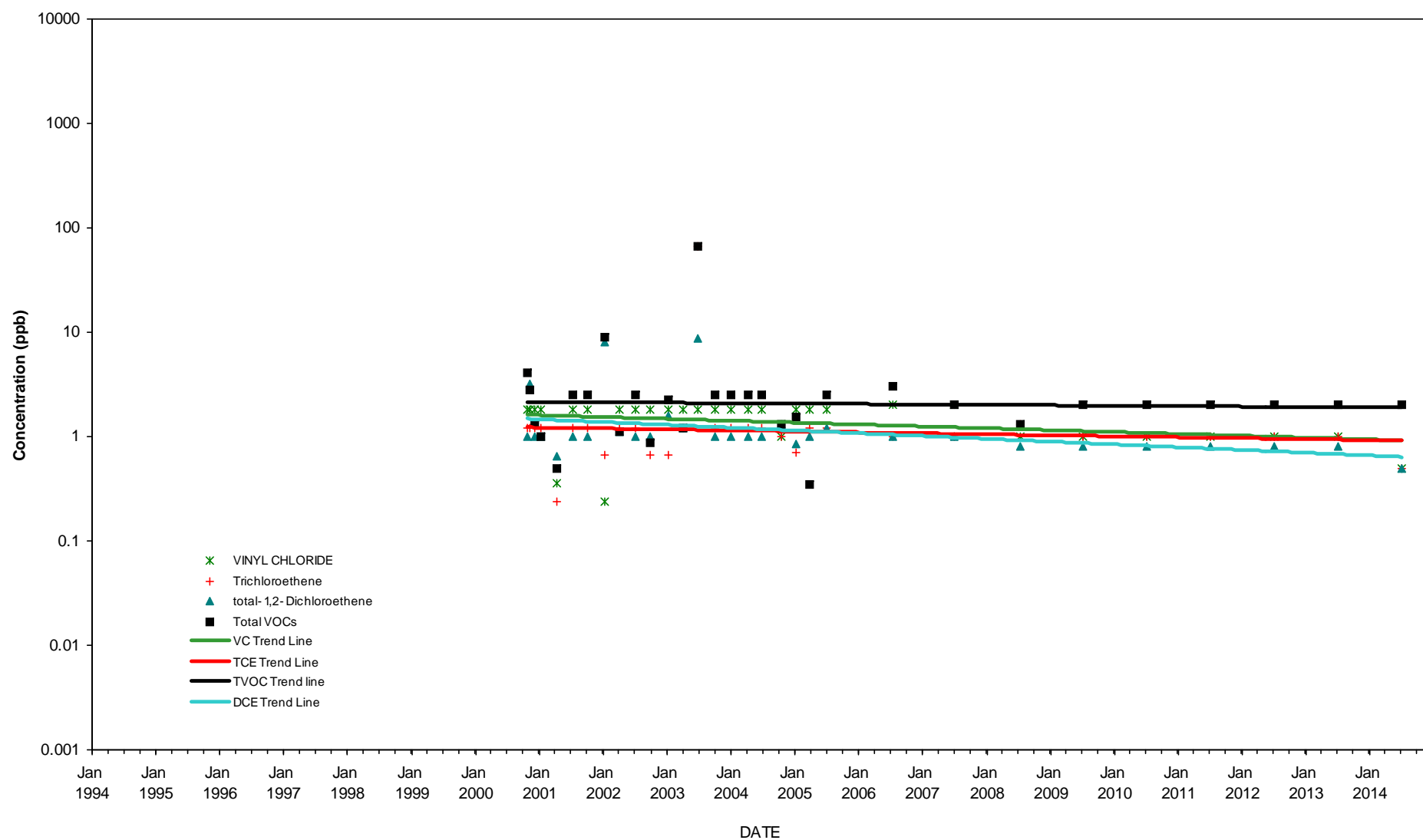
TREND ANALYSIS

Well B-46M



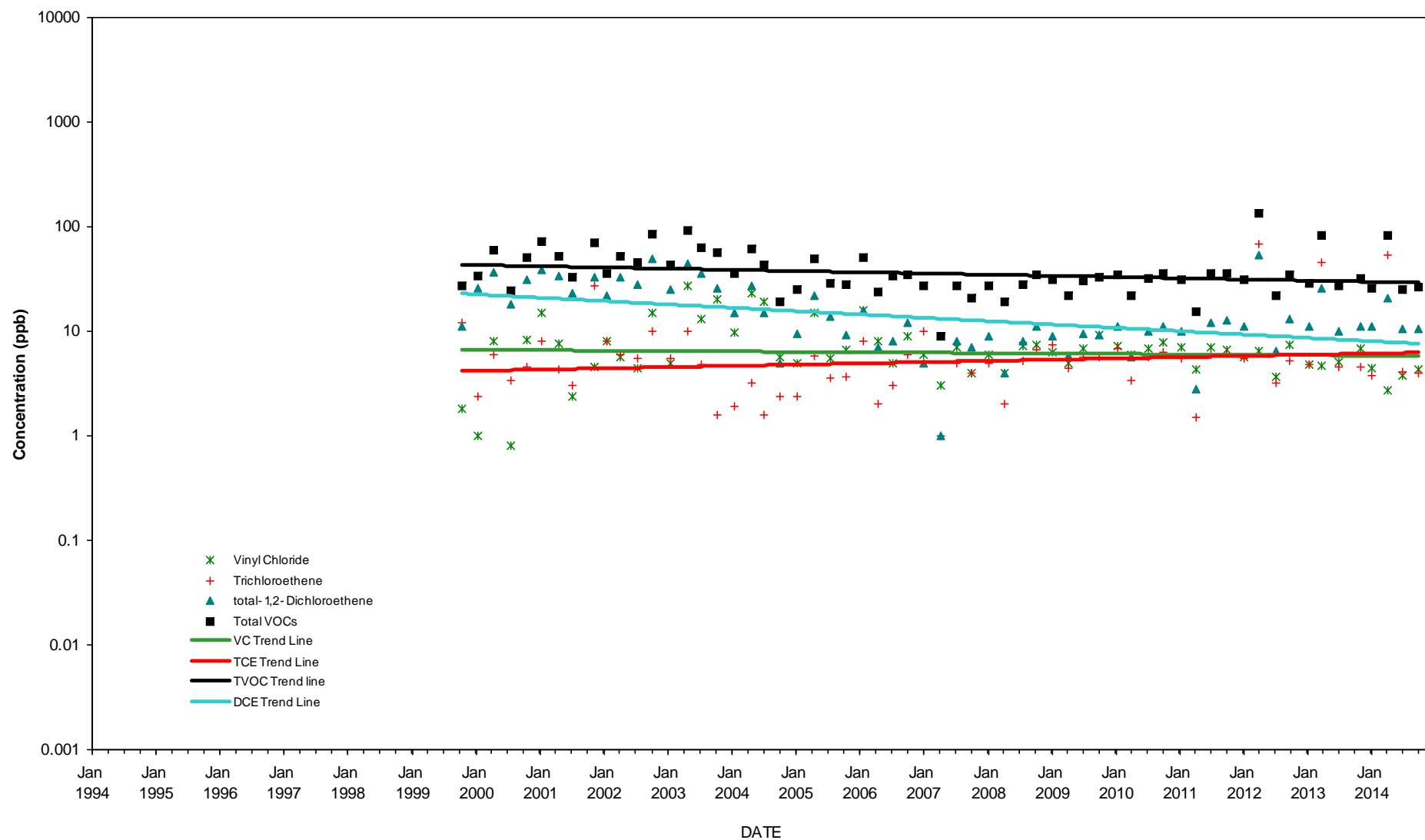
TREND ANALYSIS

Well B-45M



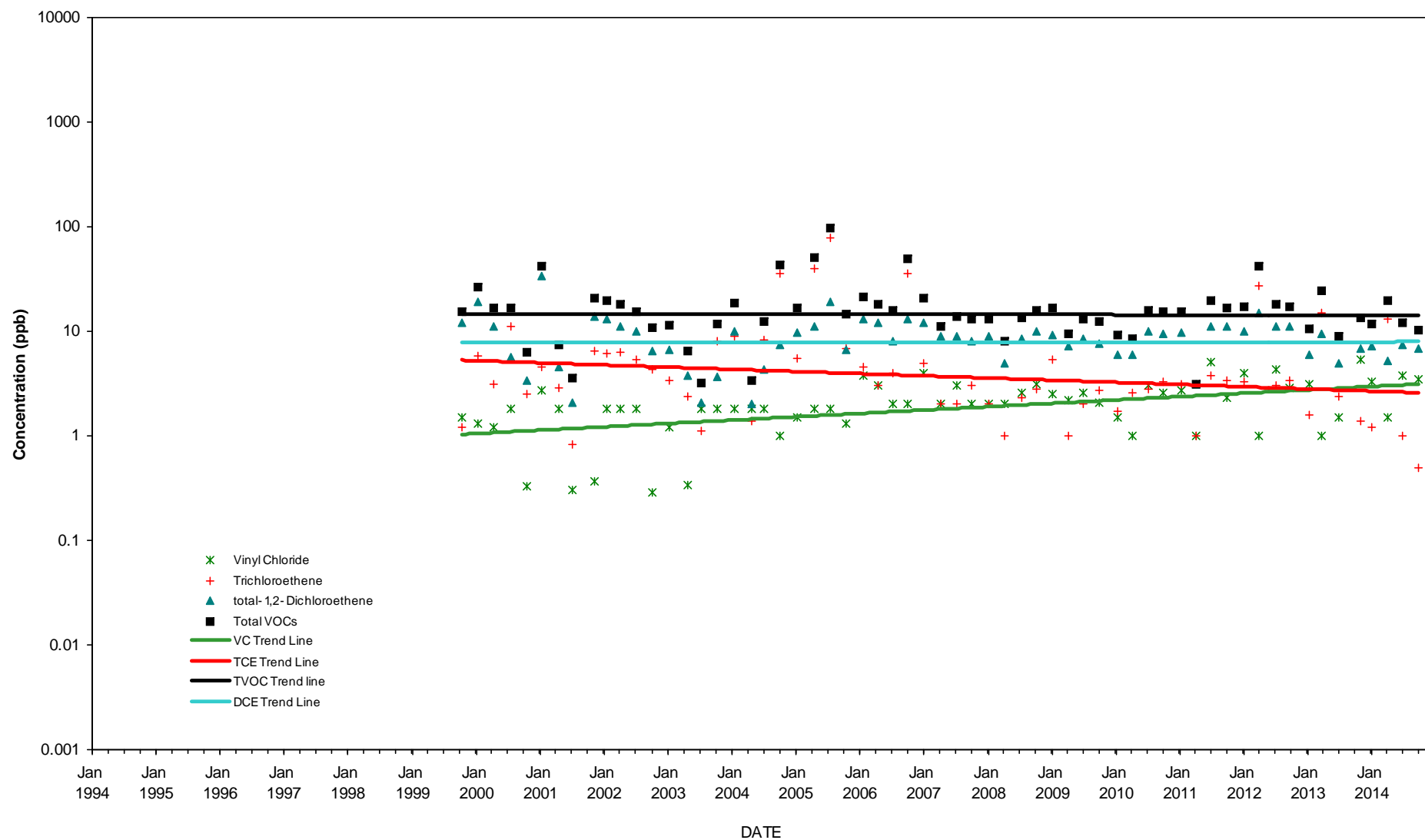
TREND ANALYSIS

Well B-44M



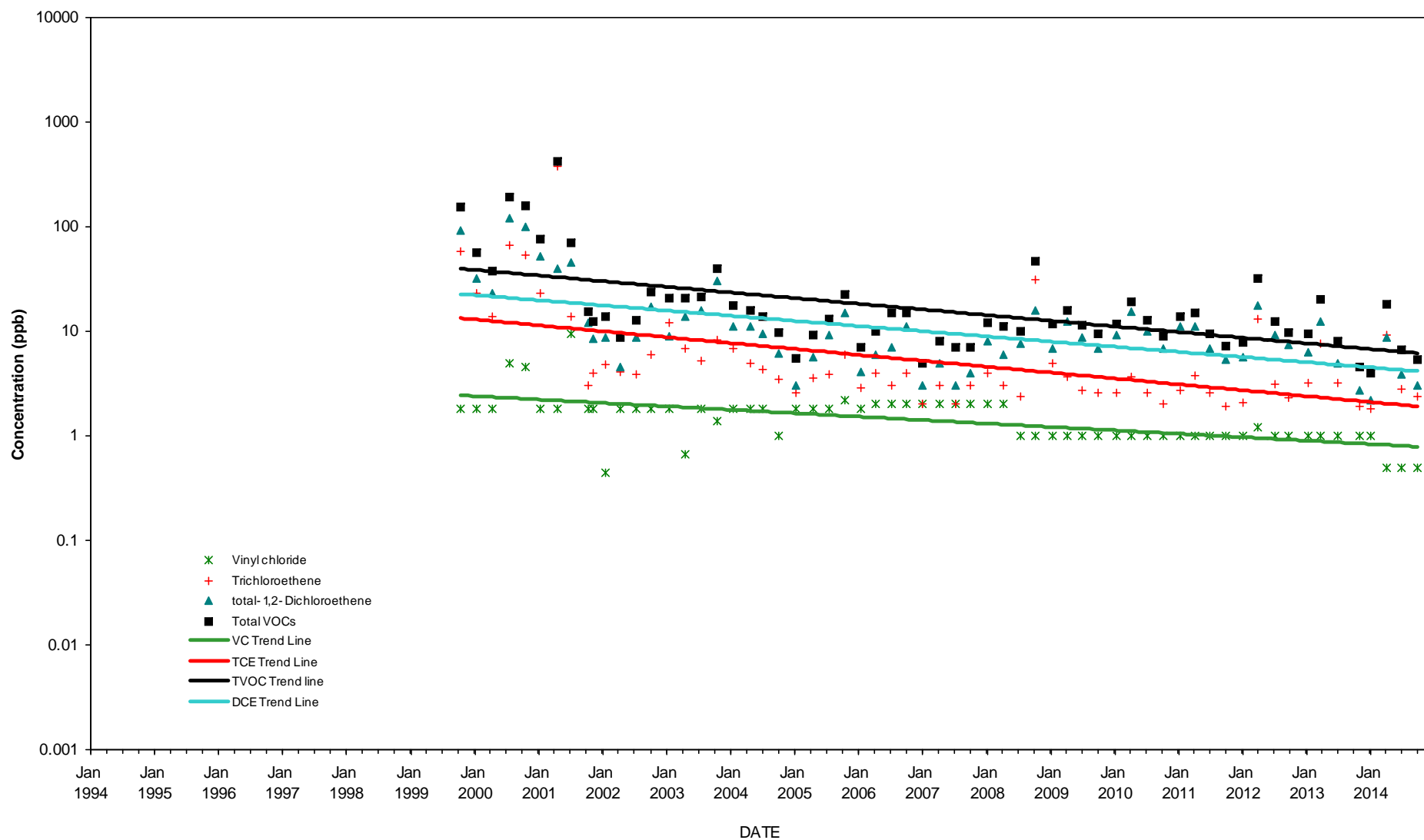
TREND ANALYSIS

Well B-43M



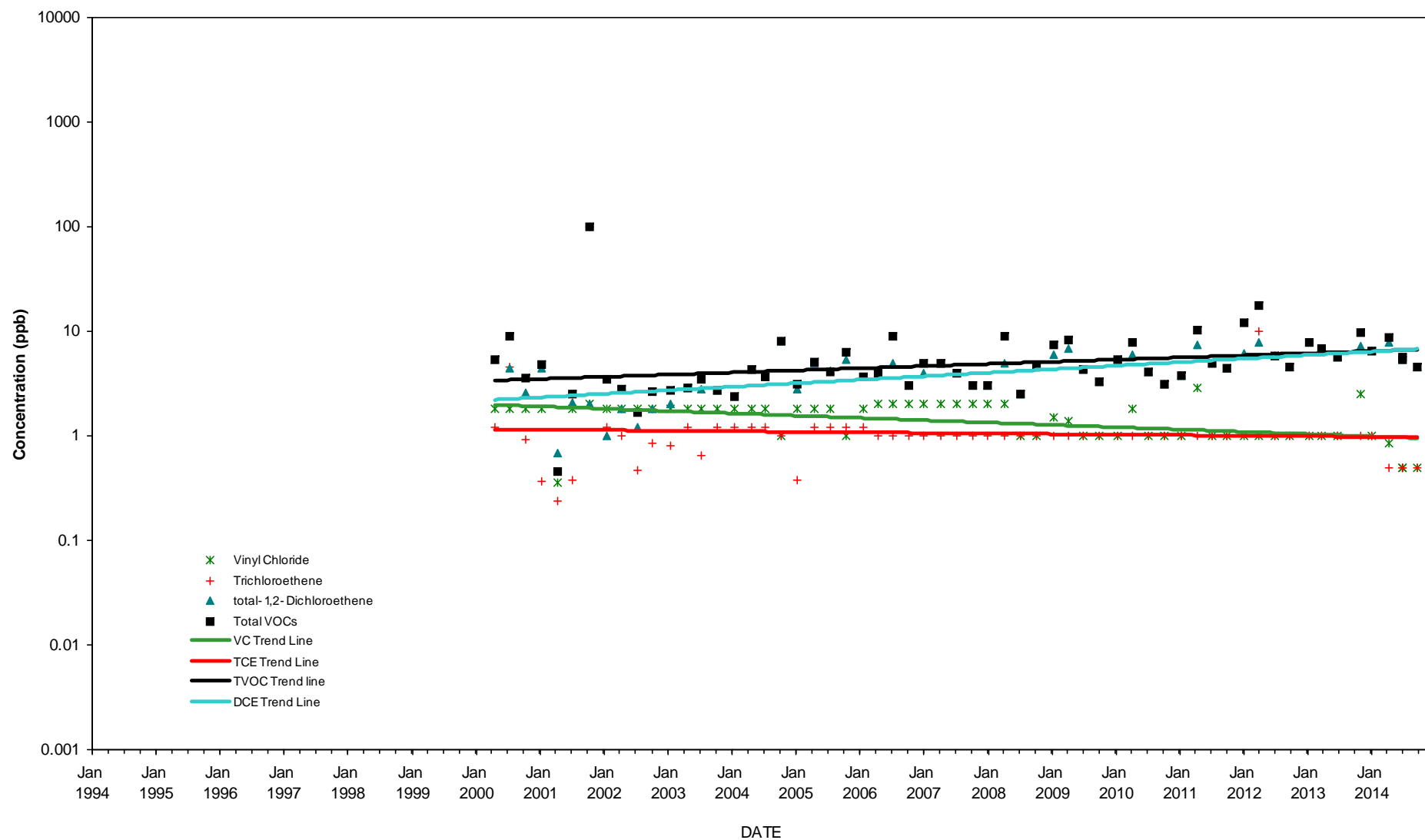
TREND ANALYSIS

Well B-42M



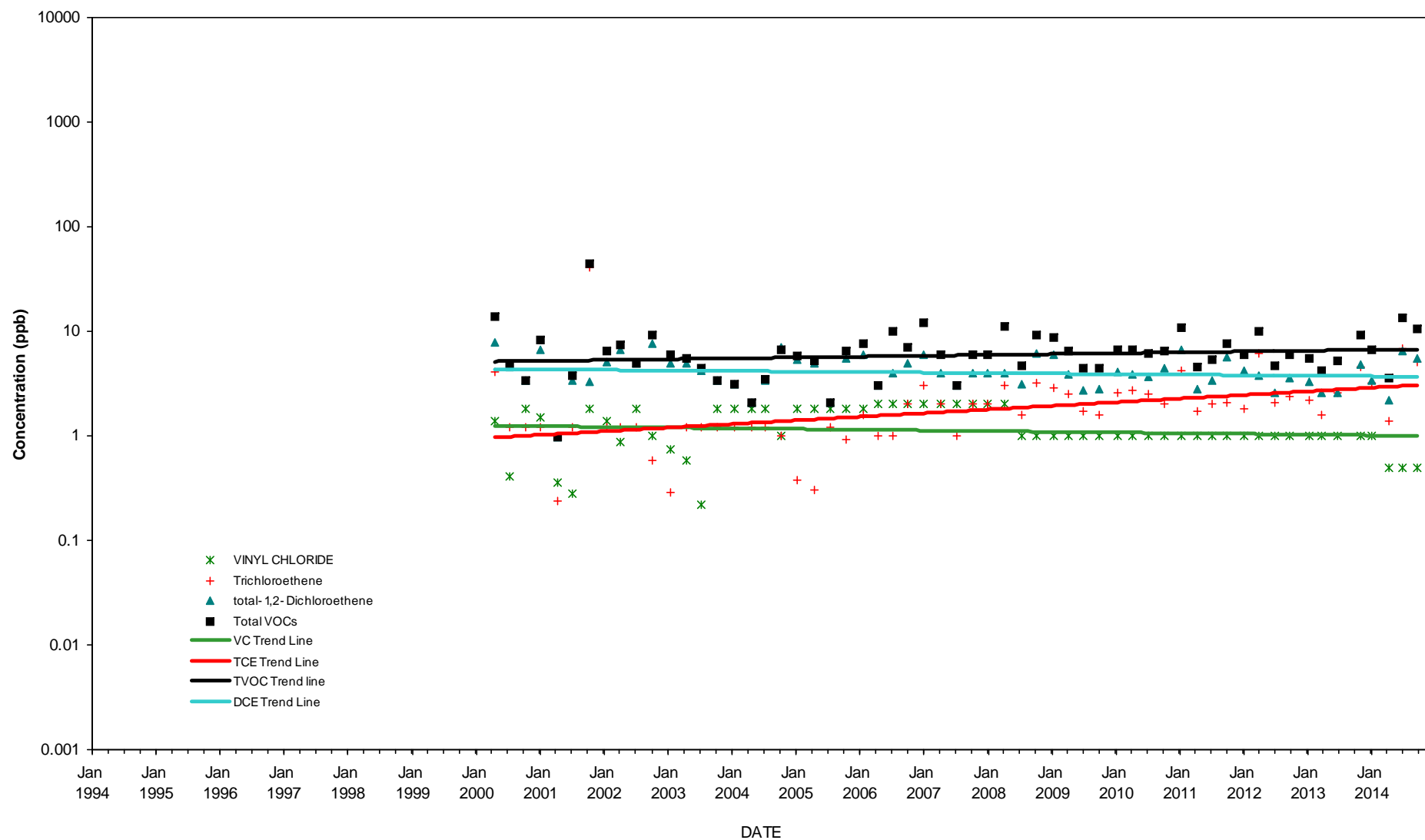
TREND ANALYSIS

Well B-41M



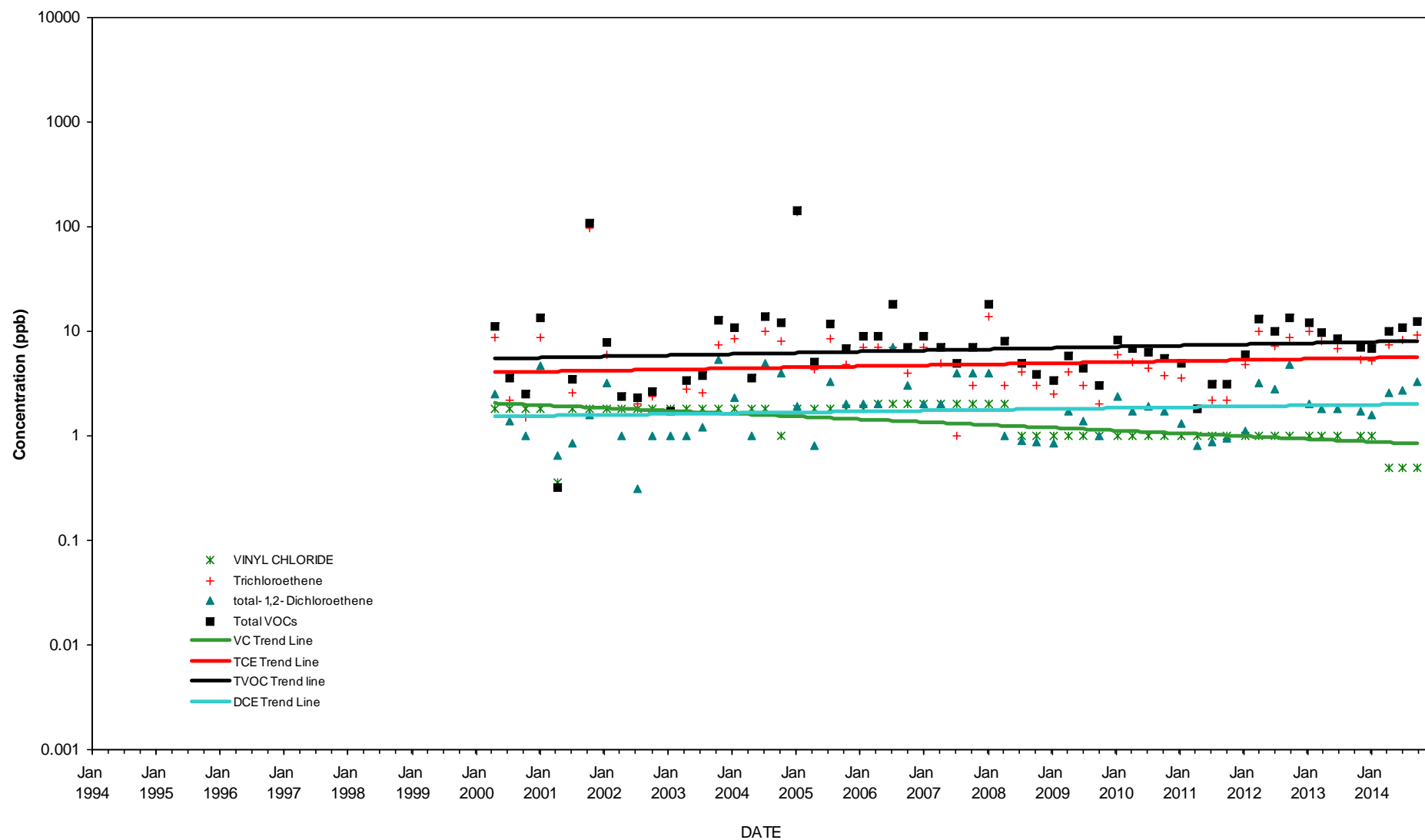
TREND ANALYSIS

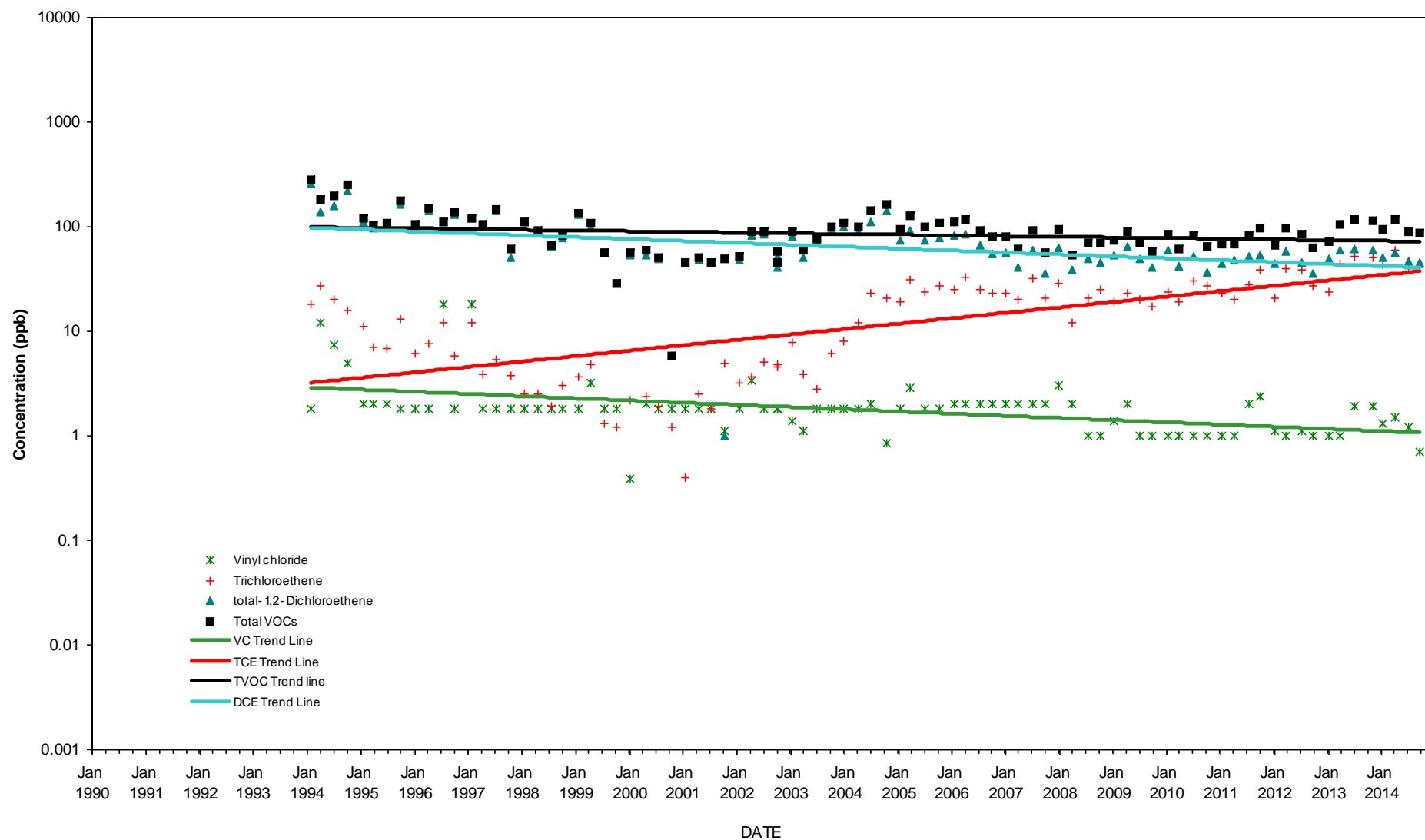
Well B-40M



TREND ANALYSIS

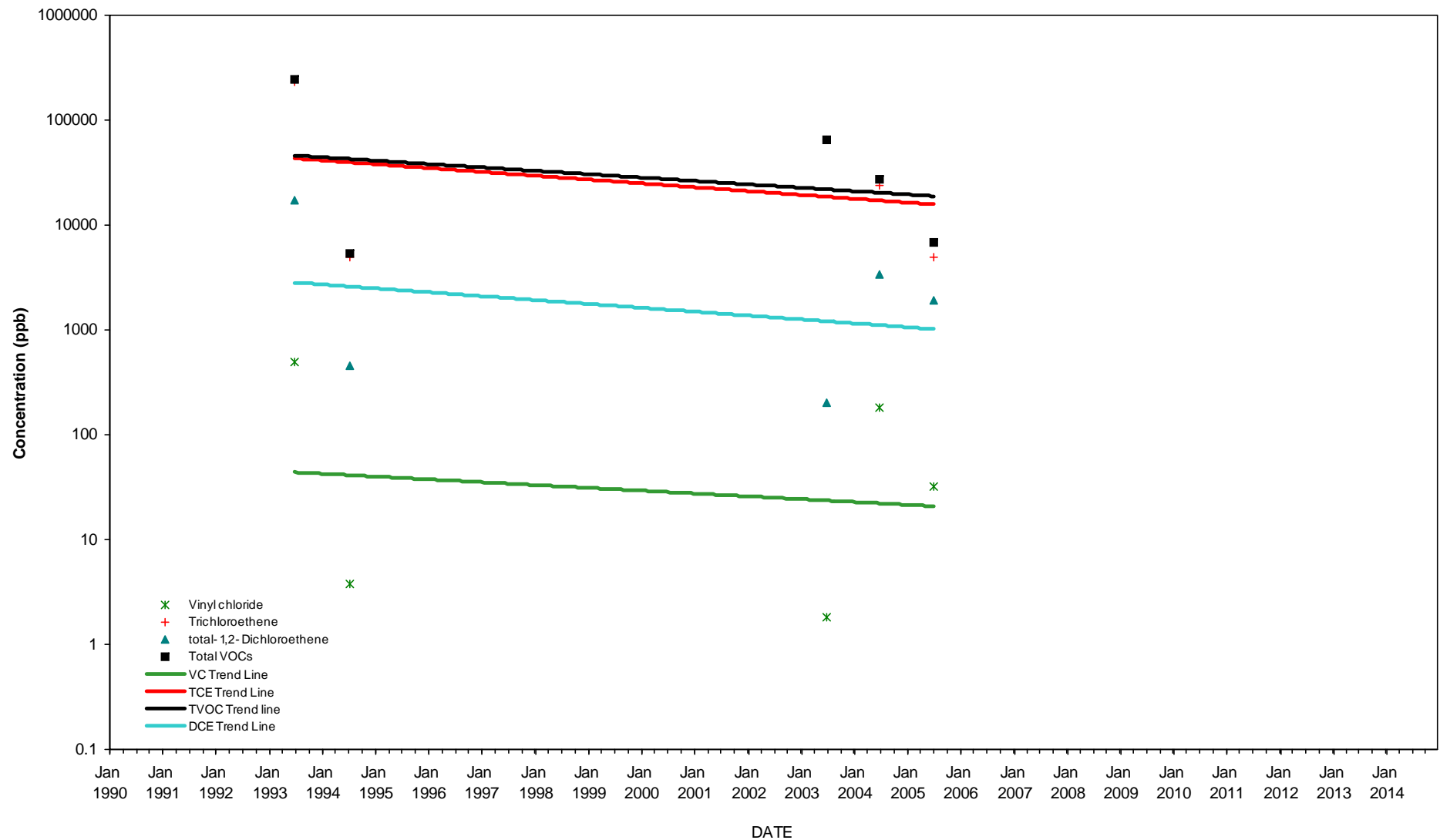
Well B-39M



TREND ANALYSIS
WELL B-38M

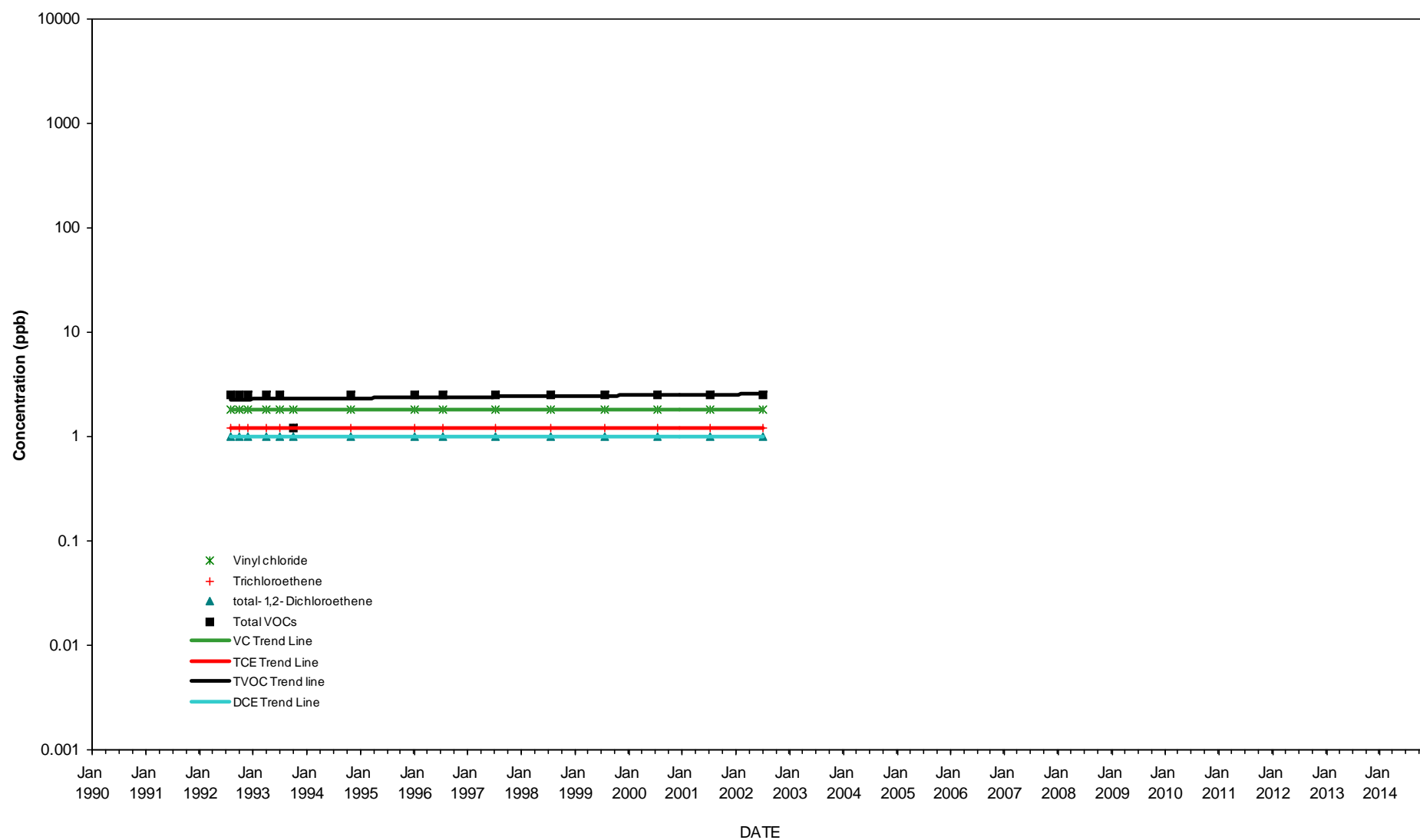
TREND ANALYSIS

Well B-37M



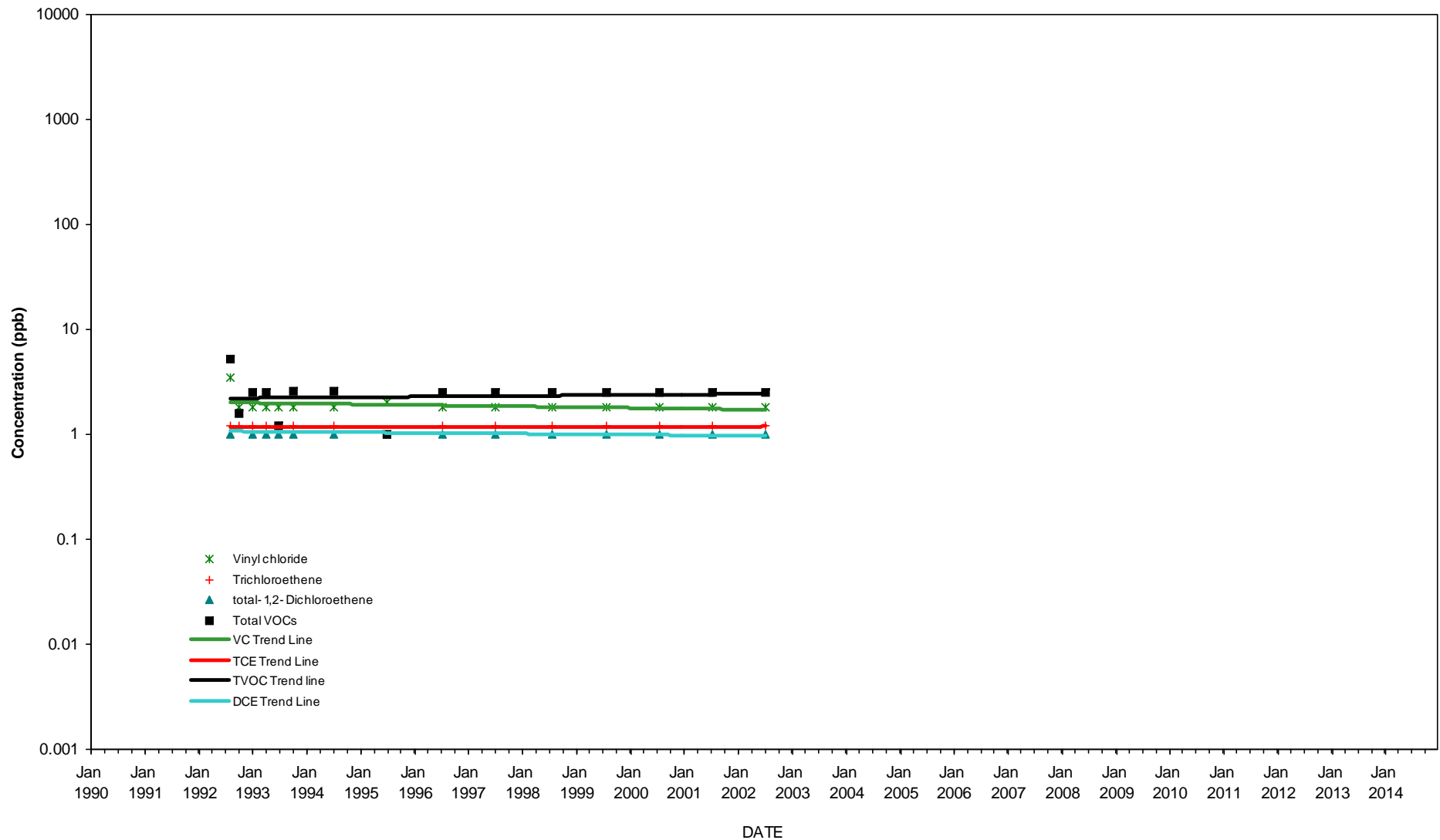
TREND ANALYSIS

Well B-35M



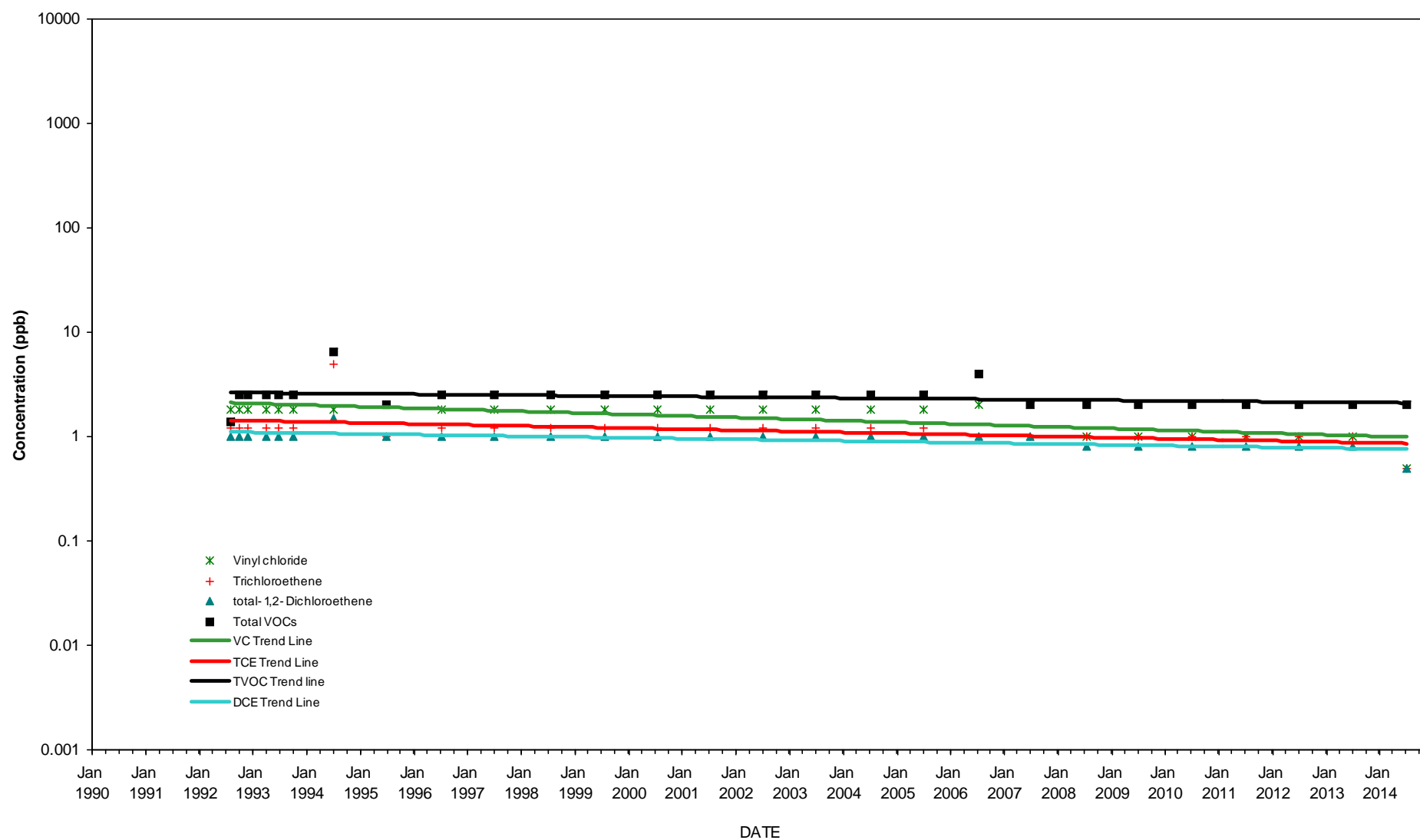
TREND ANALYSIS

Well B-34M



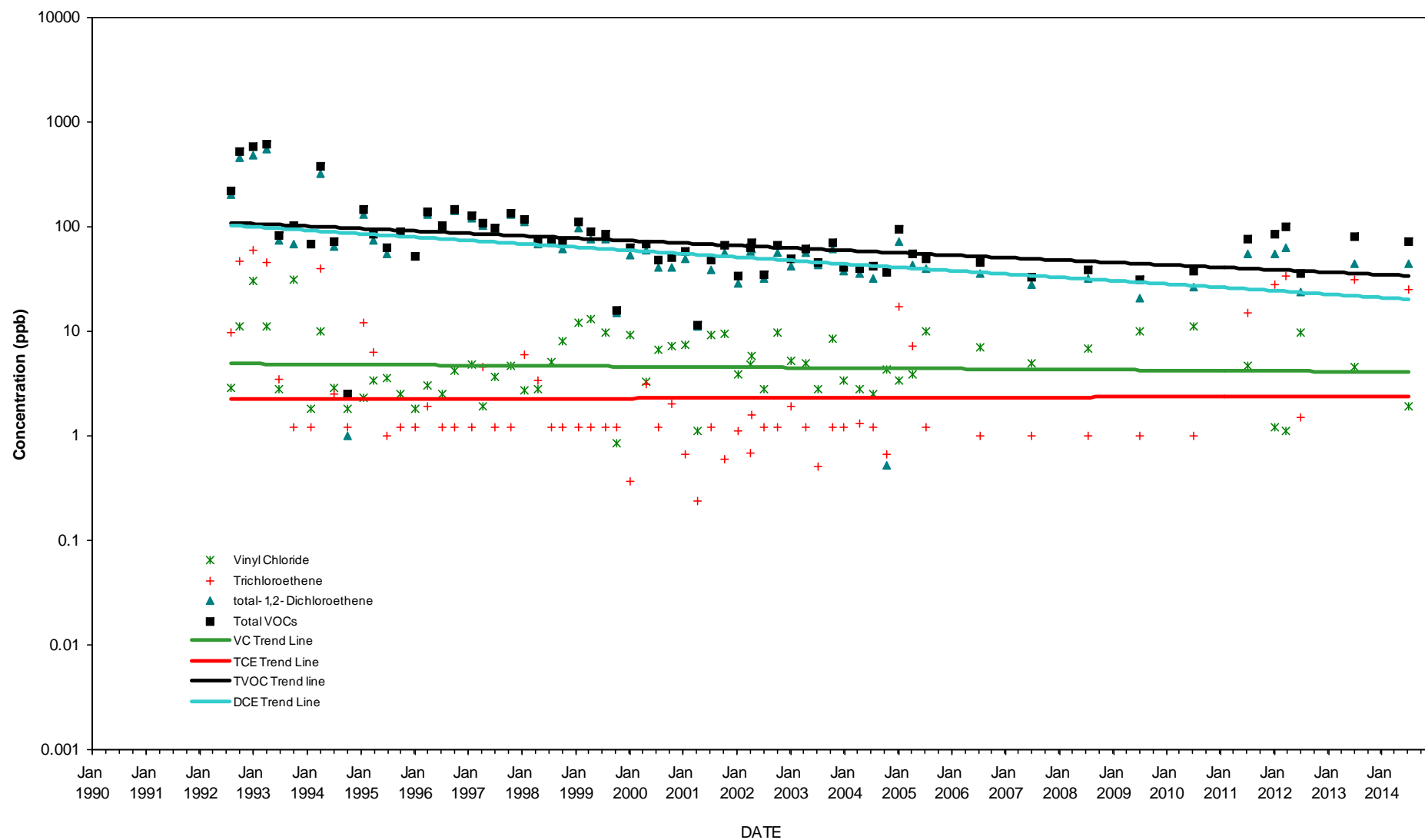
TREND ANALYSIS

Well B-33M



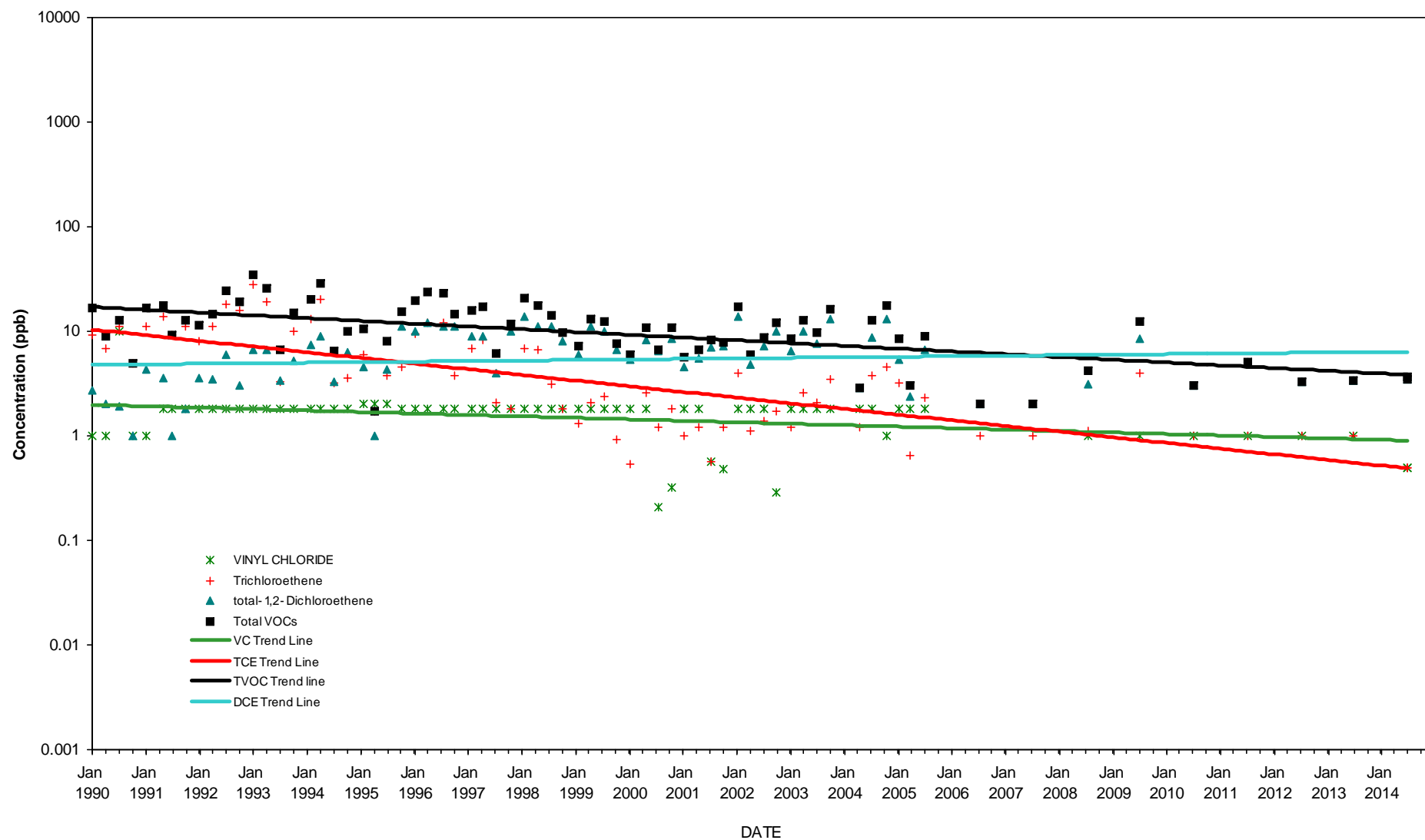
TREND ANALYSIS

Well B-32M



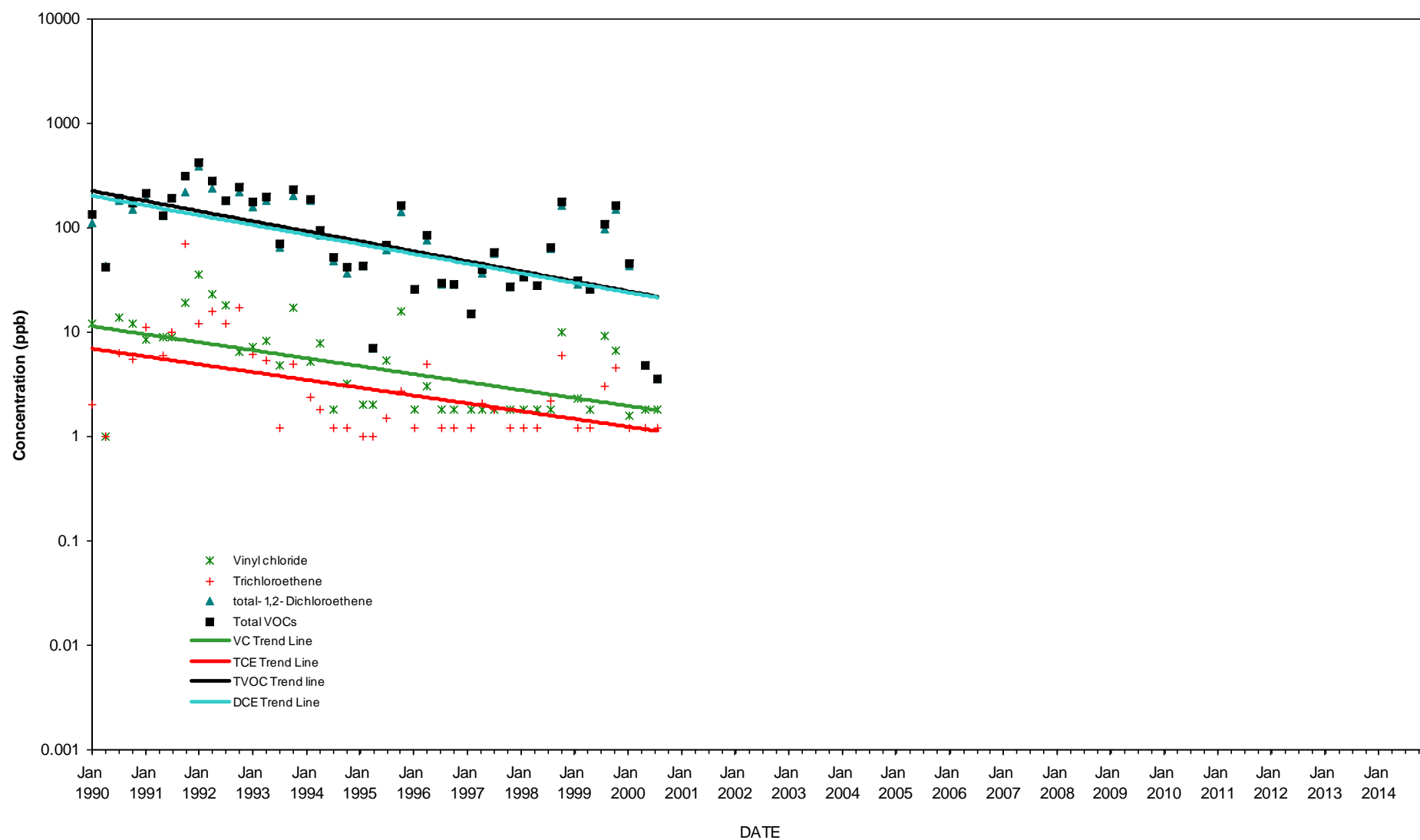
TREND ANALYSIS

Well B-31M



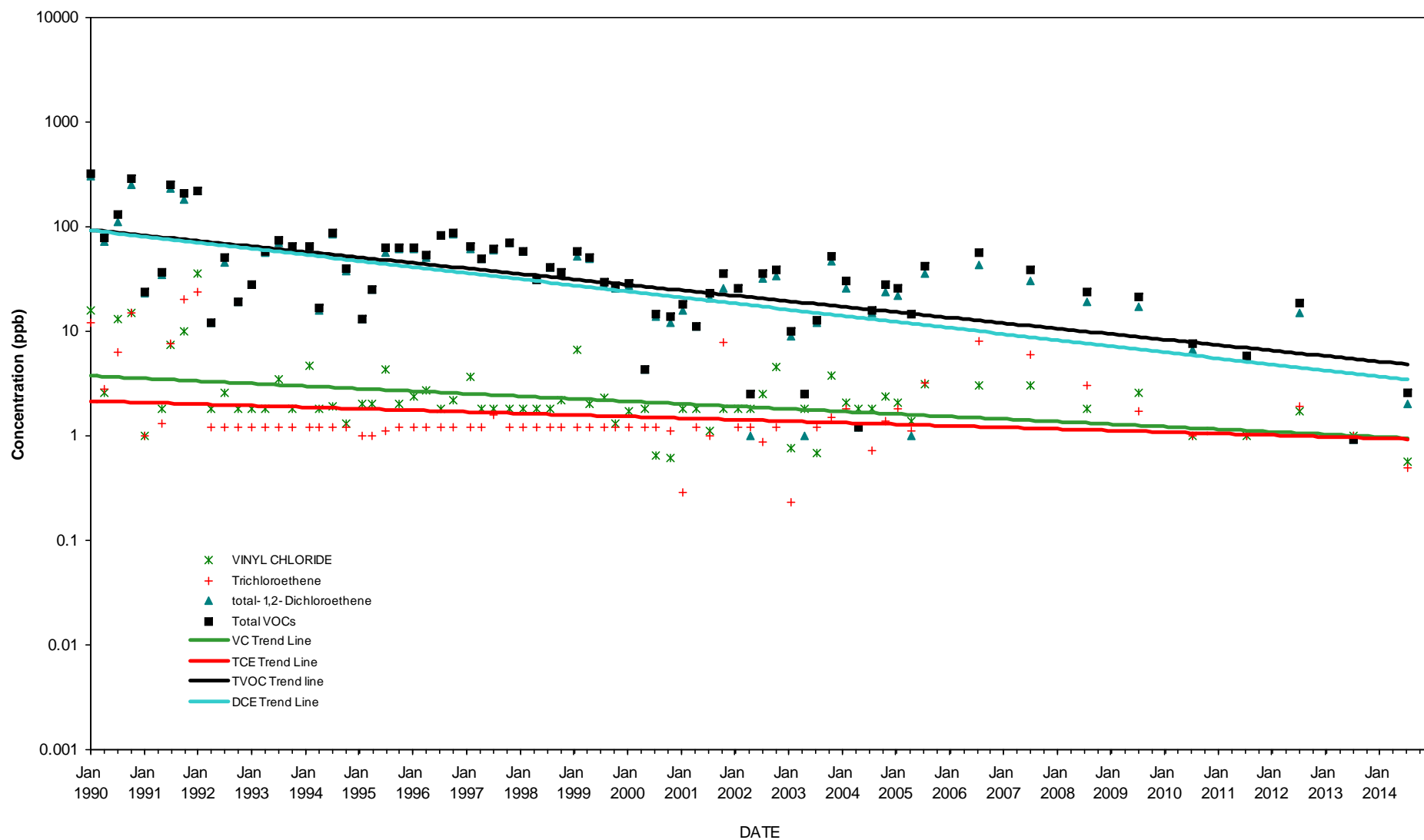
TREND ANALYSIS

Well B-30M



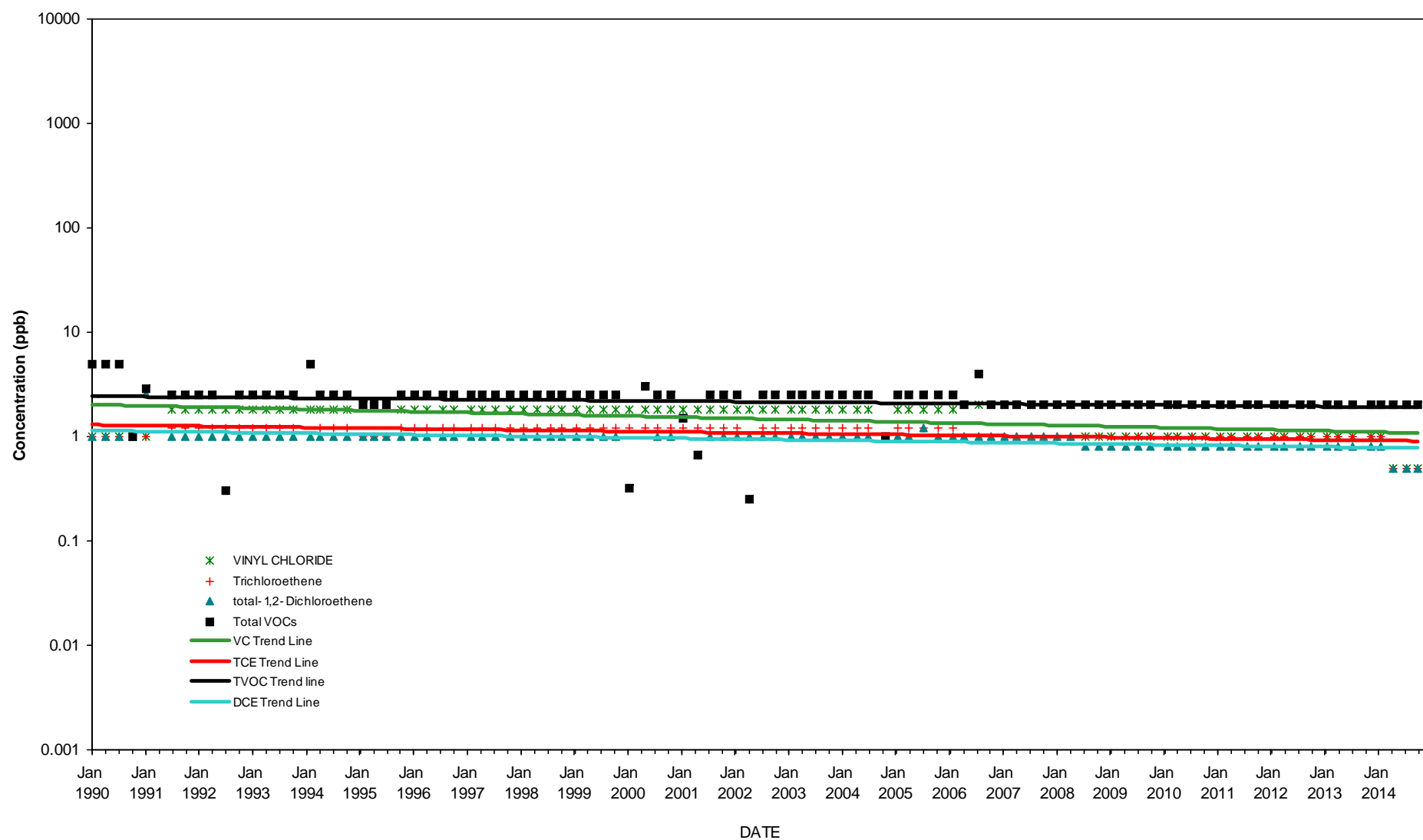
TREND ANALYSIS

Well B-29M



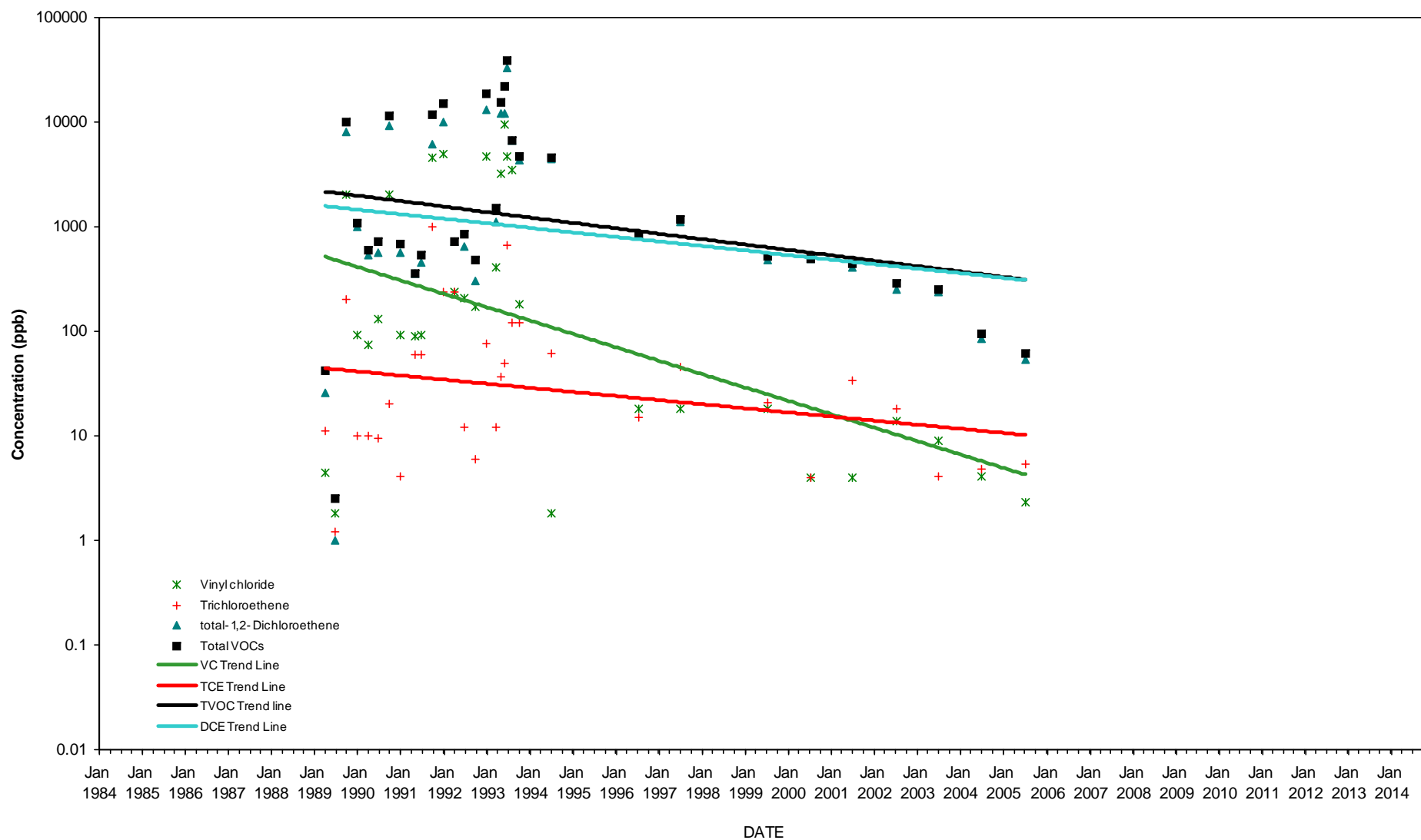
TREND ANALYSIS

Well B-28M



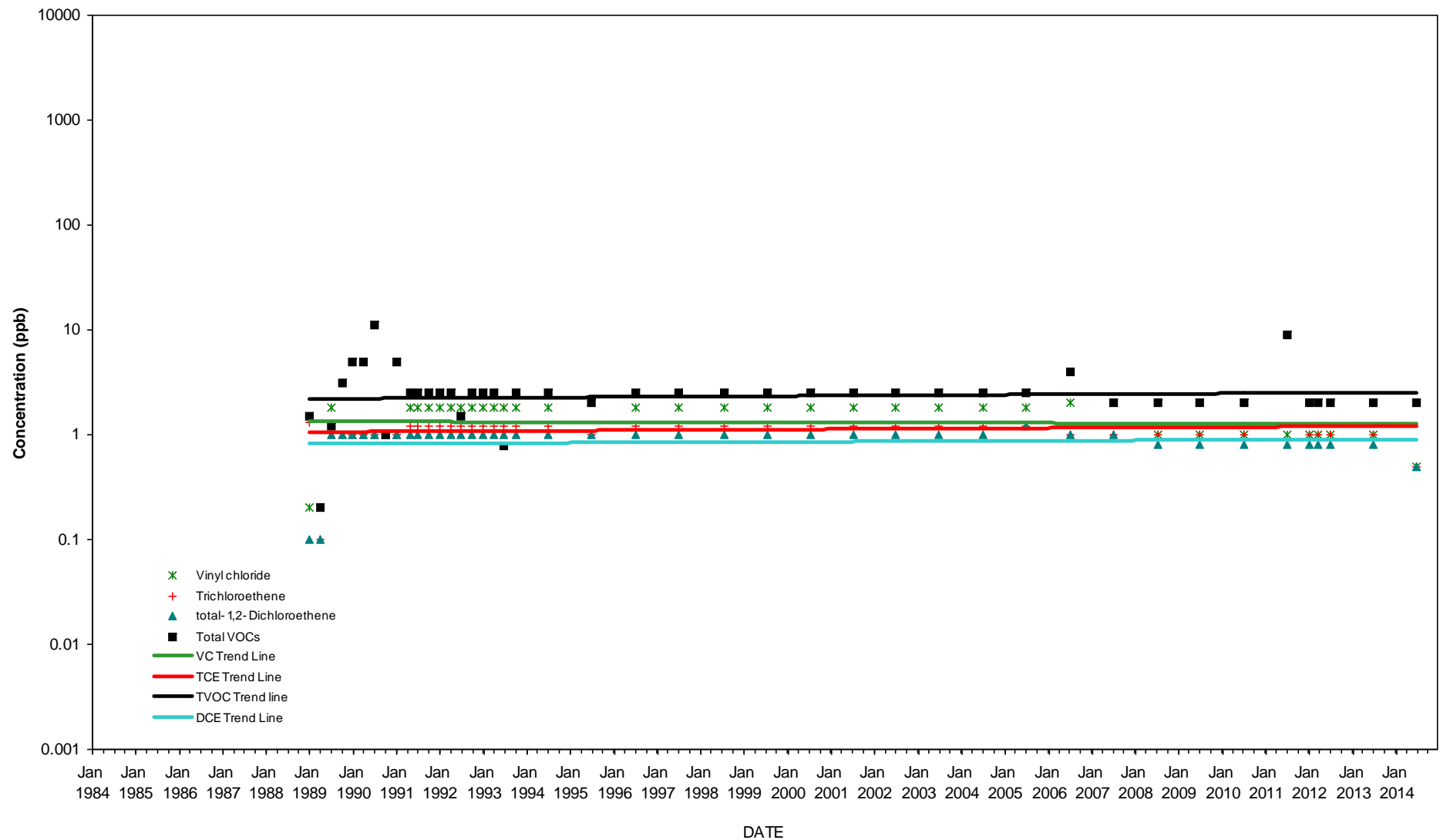
TREND ANALYSIS

Well B-27M



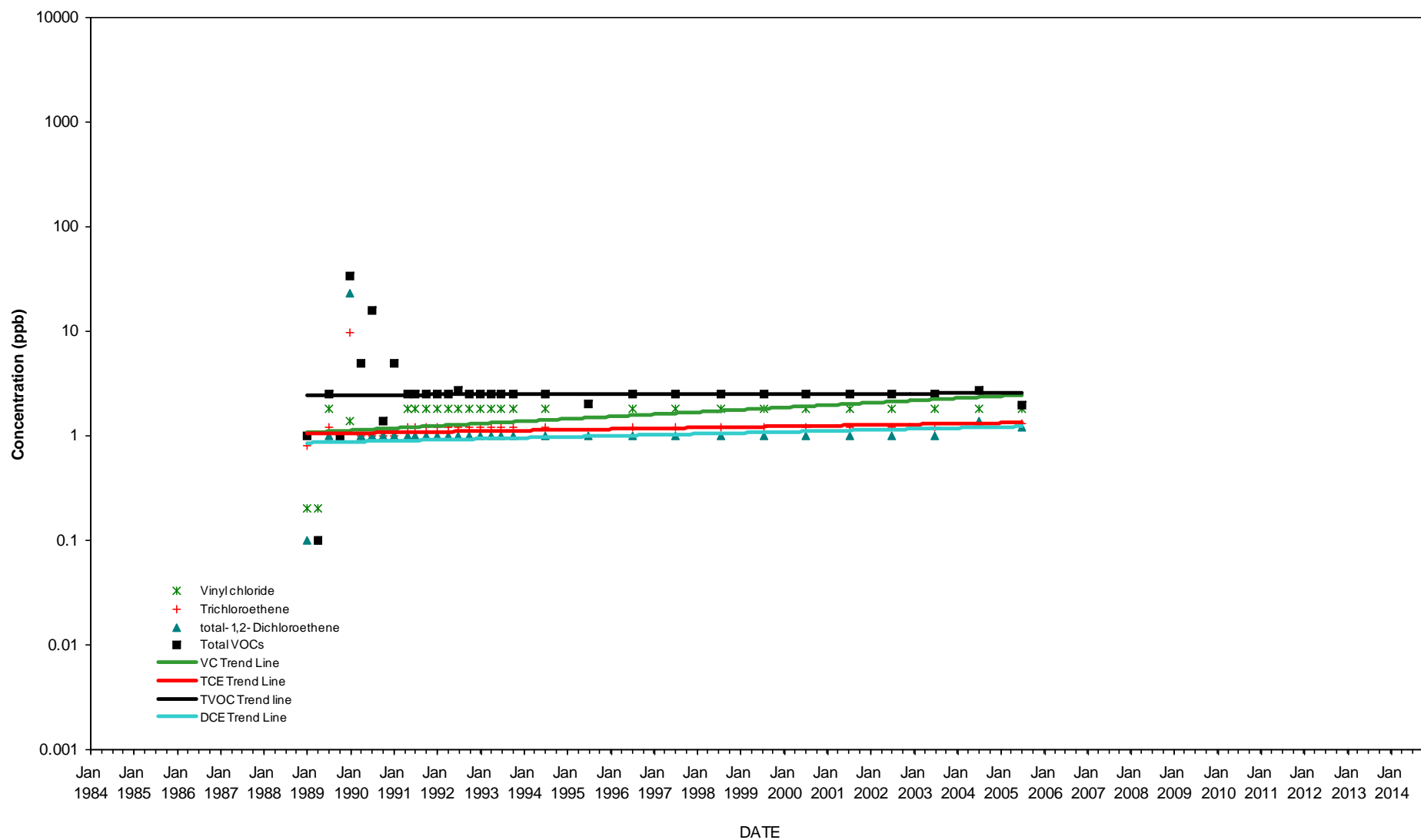
TREND ANALYSIS

Well B-26M



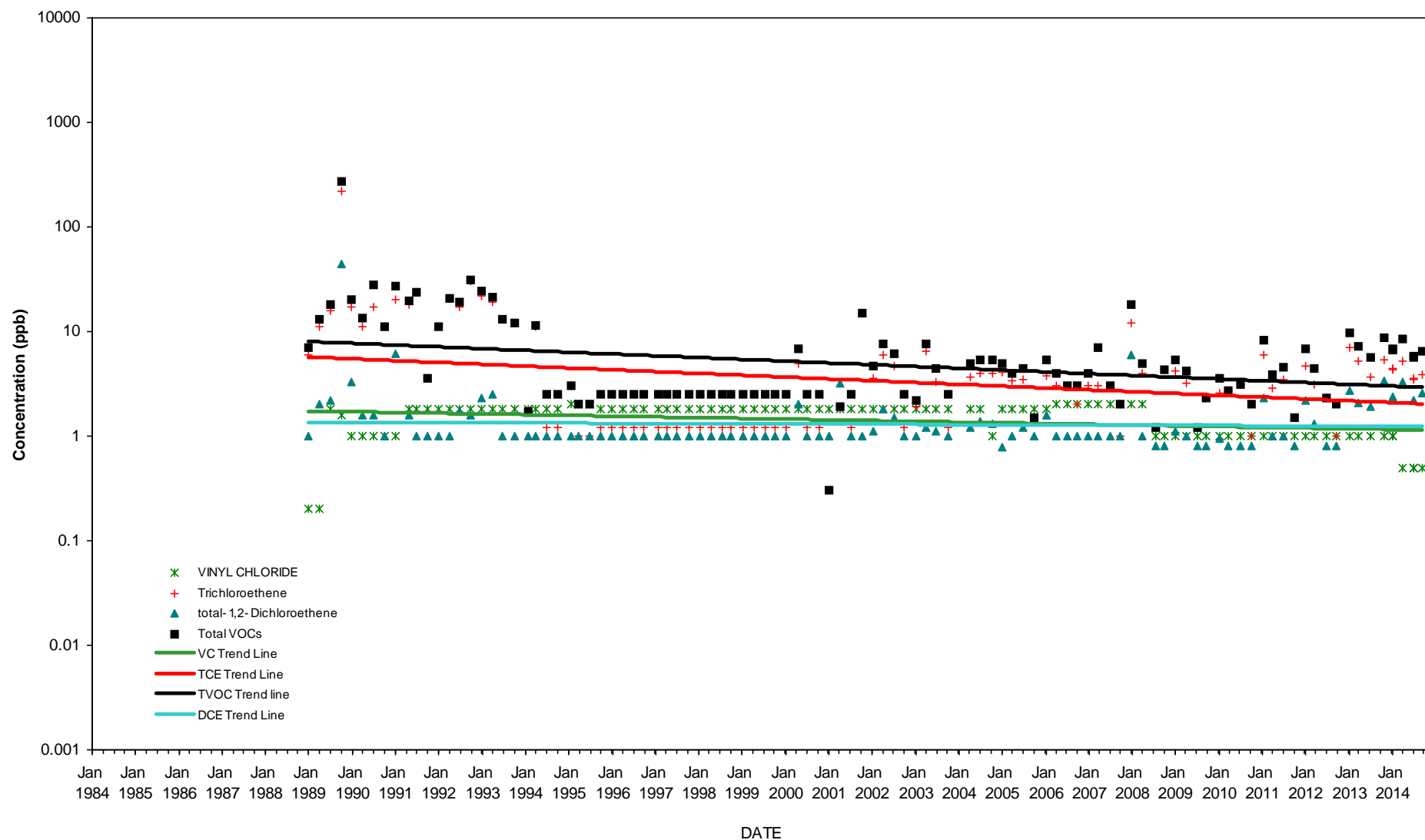
TREND ANALYSIS

Well B-25M



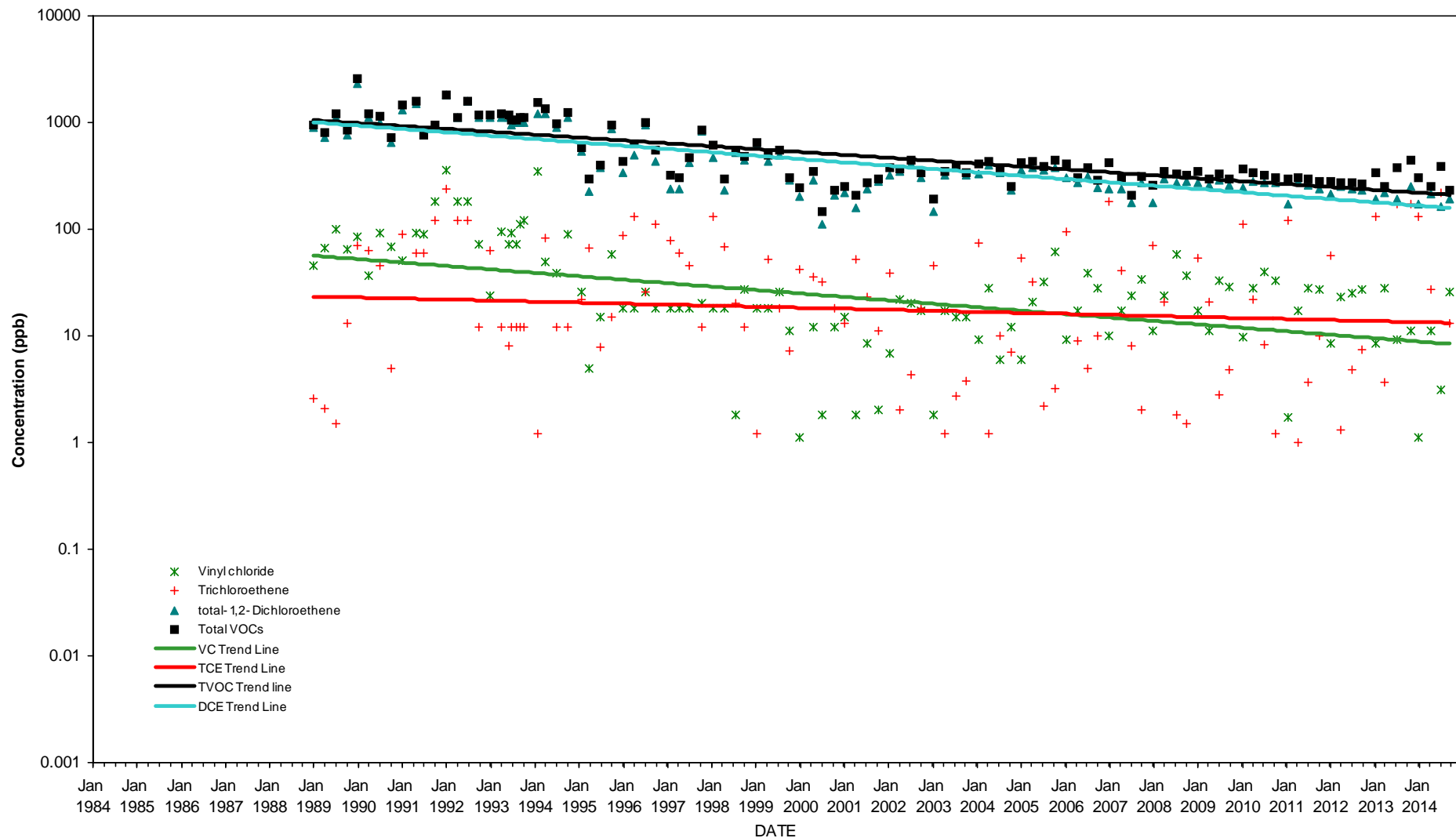
TREND ANALYSIS

Well B-24M



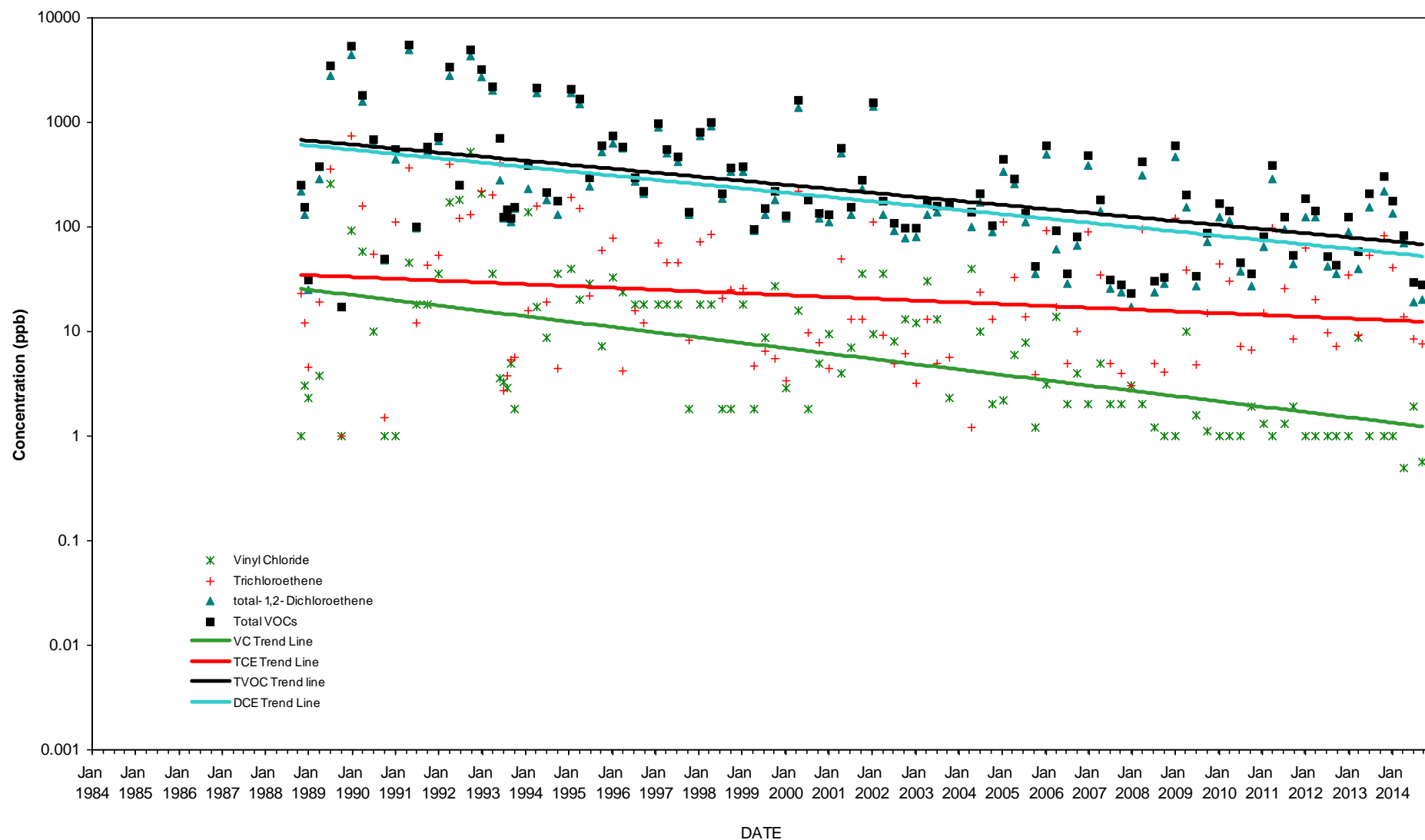
TREND ANALYSIS

Well B-23M



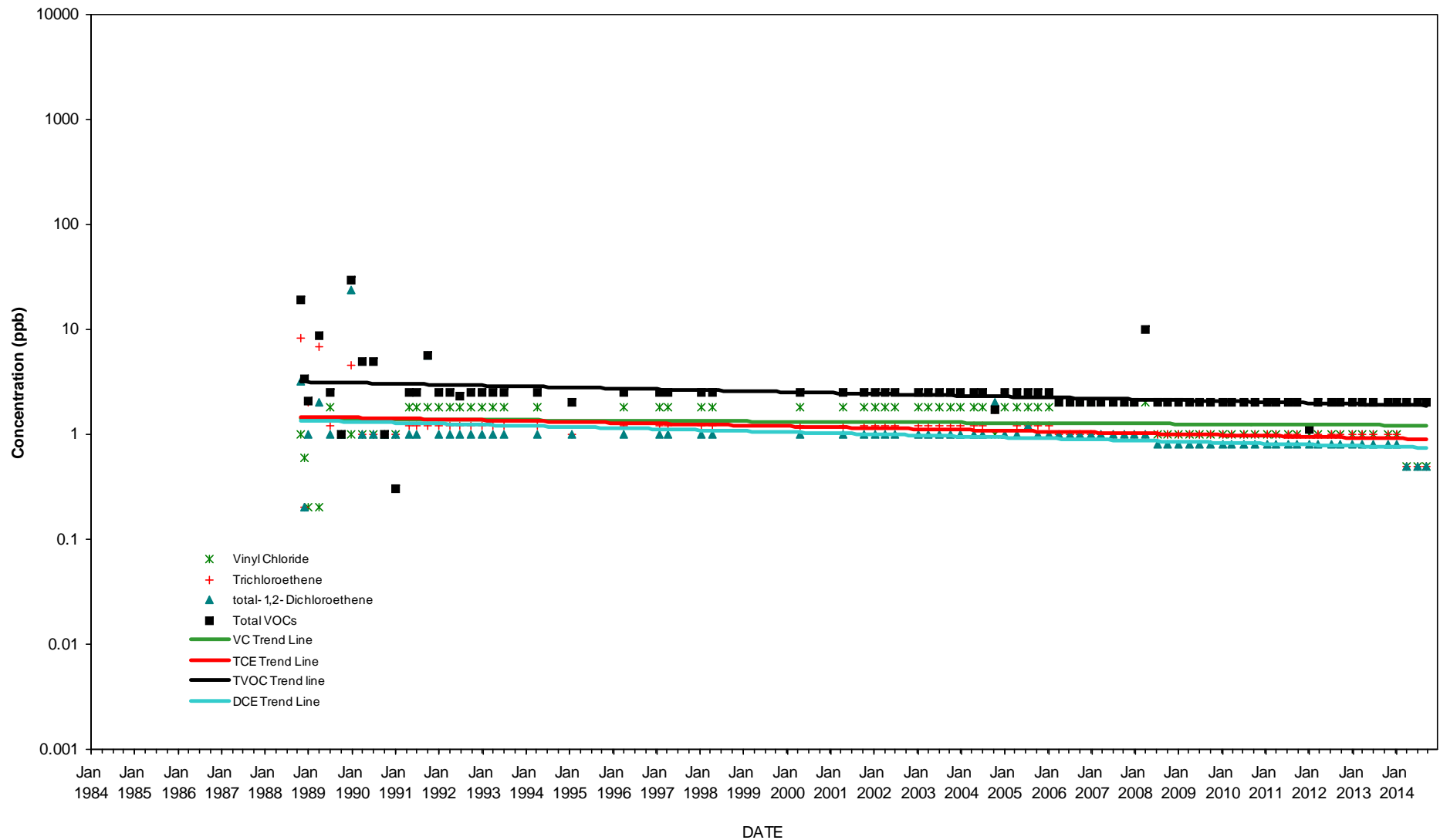
TREND ANALYSIS

Well B-22M



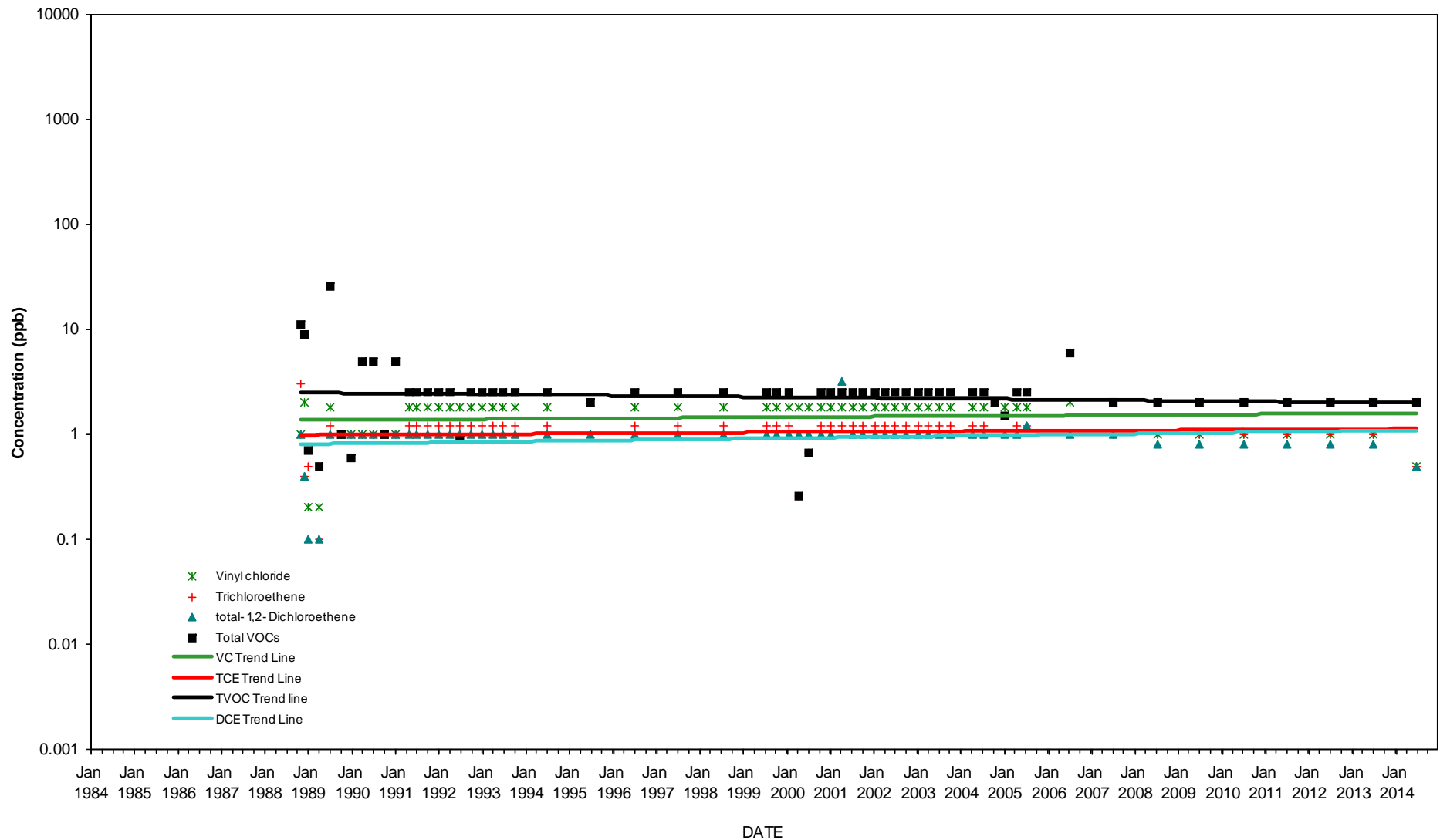
TREND ANALYSIS

WELL B-21M



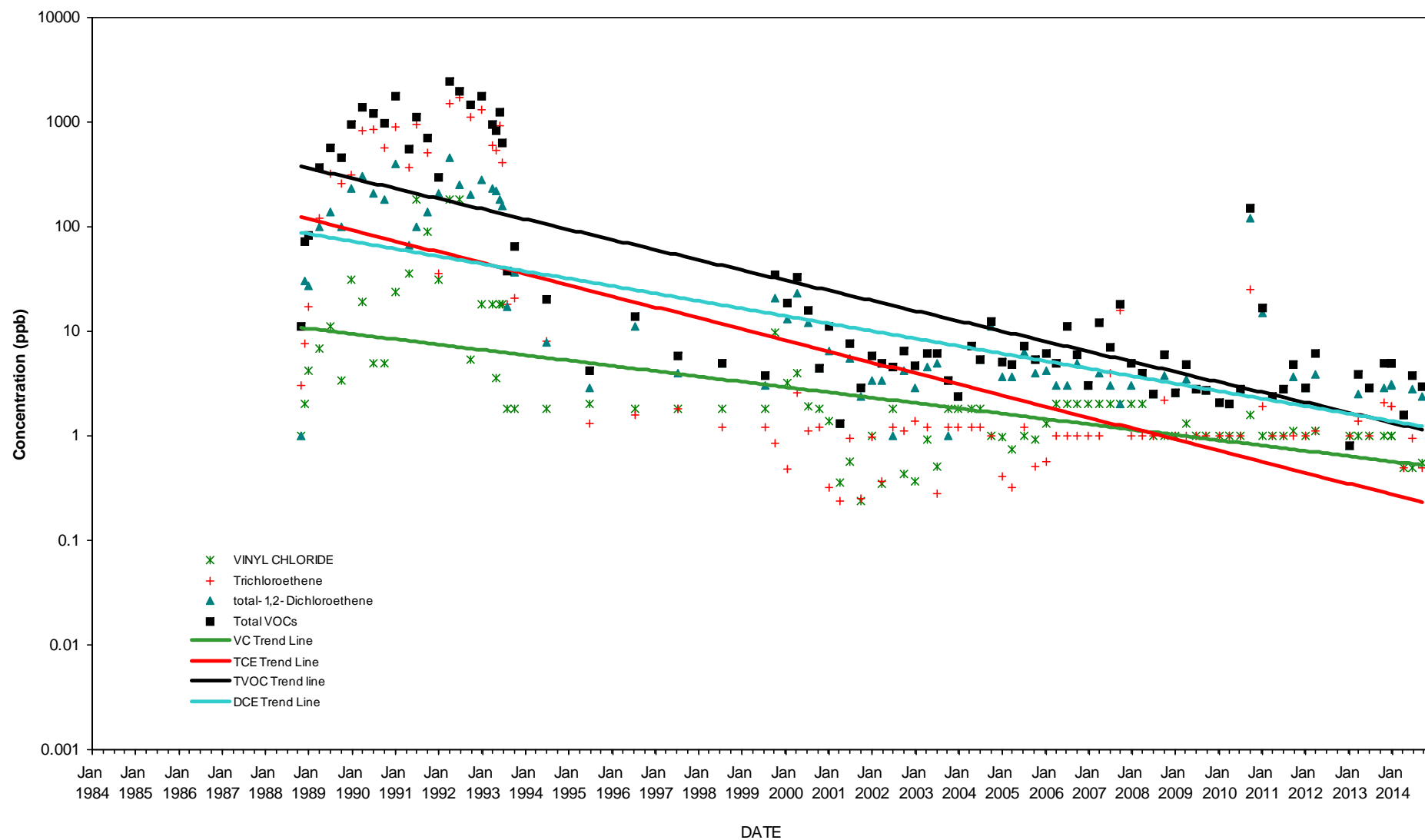
TREND ANALYSIS

WELL B-20M



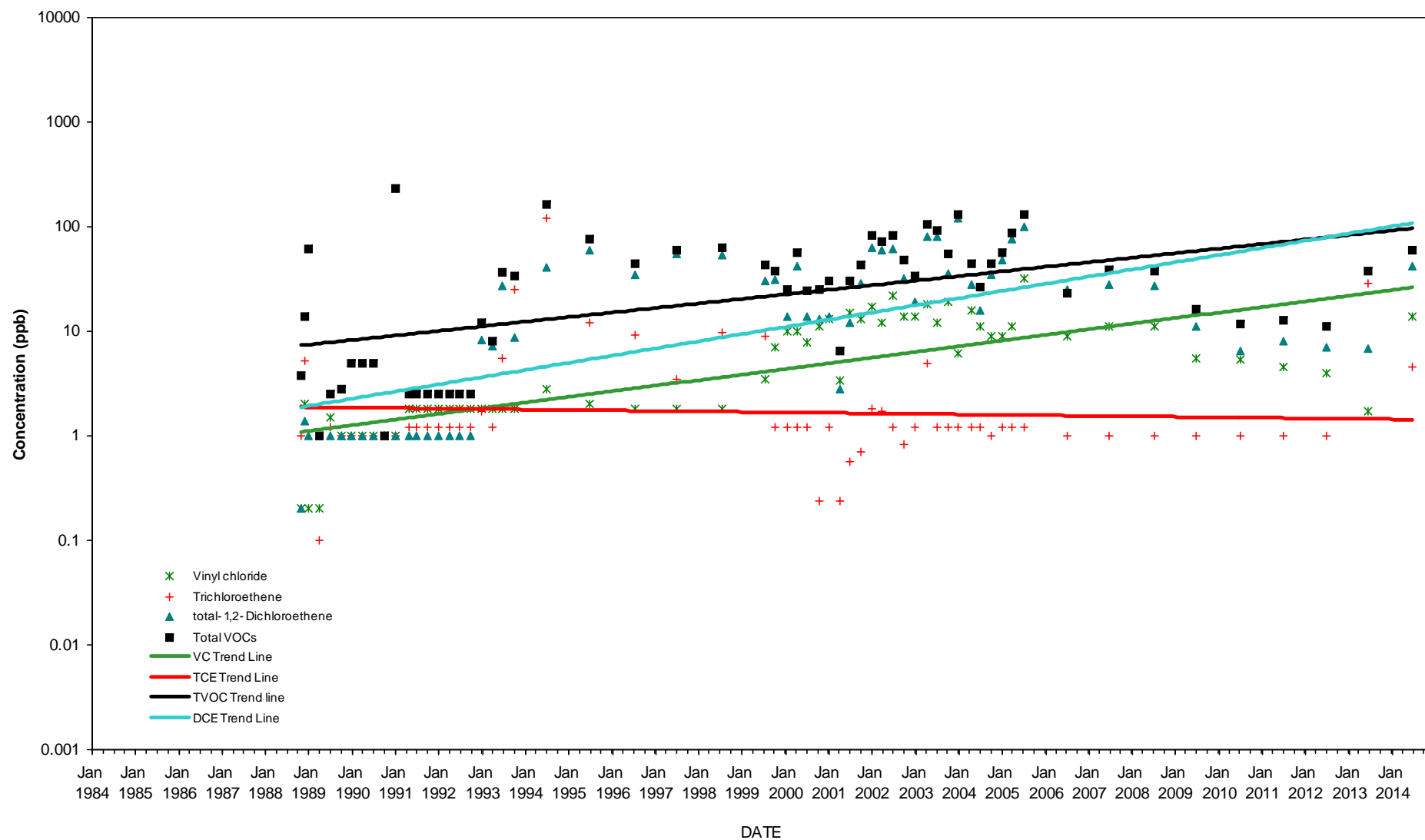
TREND ANALYSIS

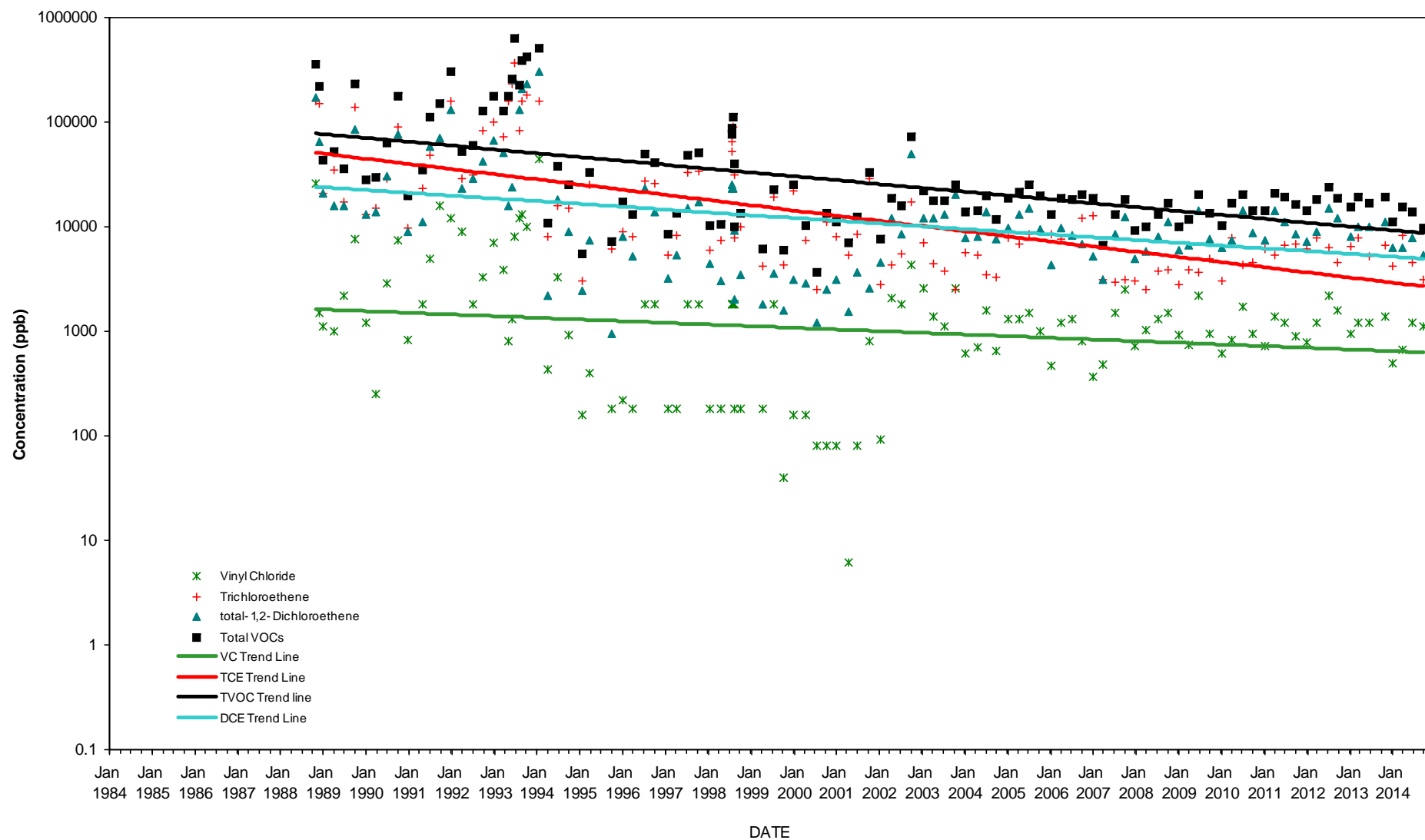
WELL B-19M



TREND ANALYSIS

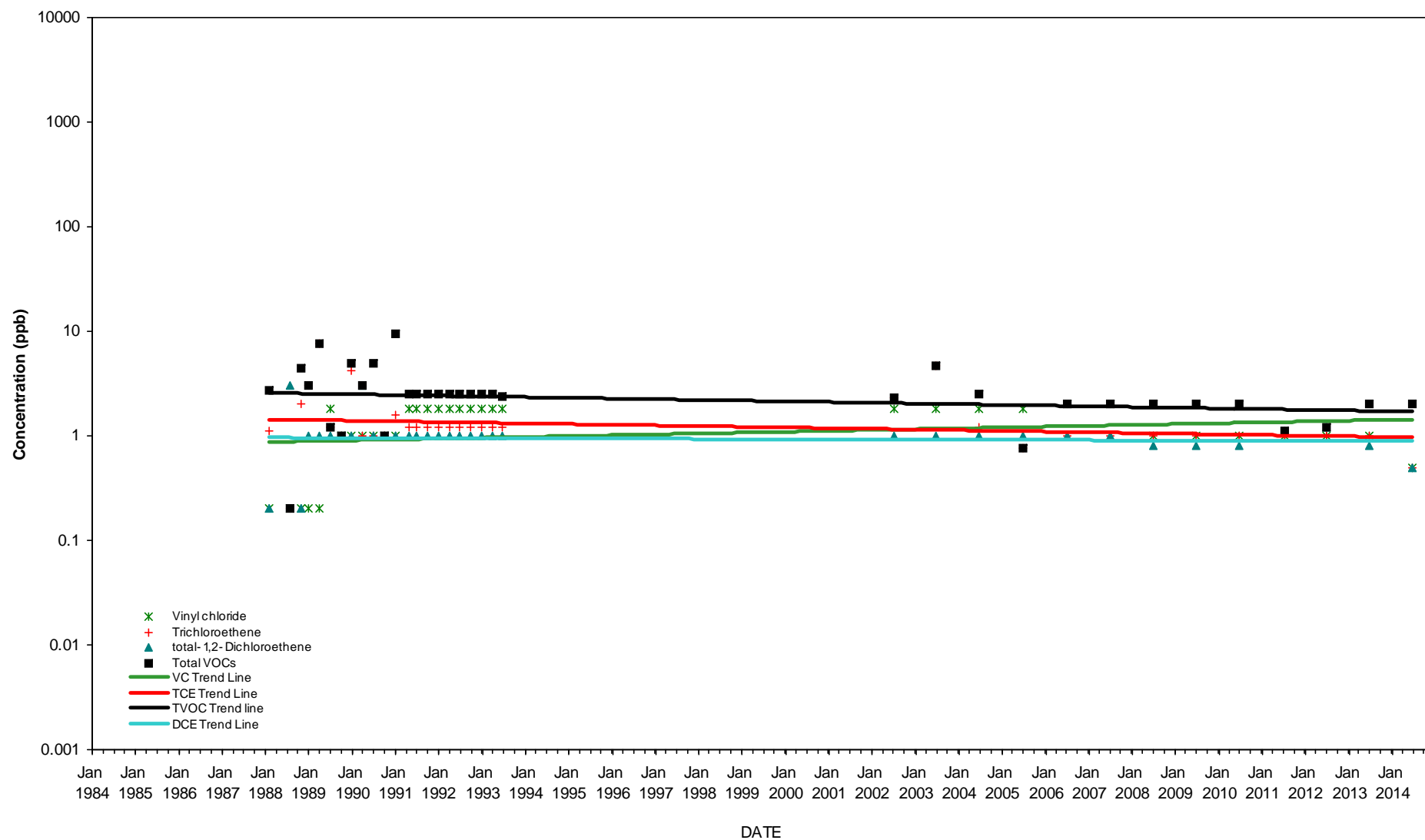
WELL B-18M



TREND ANALYSIS
WELL B-17M

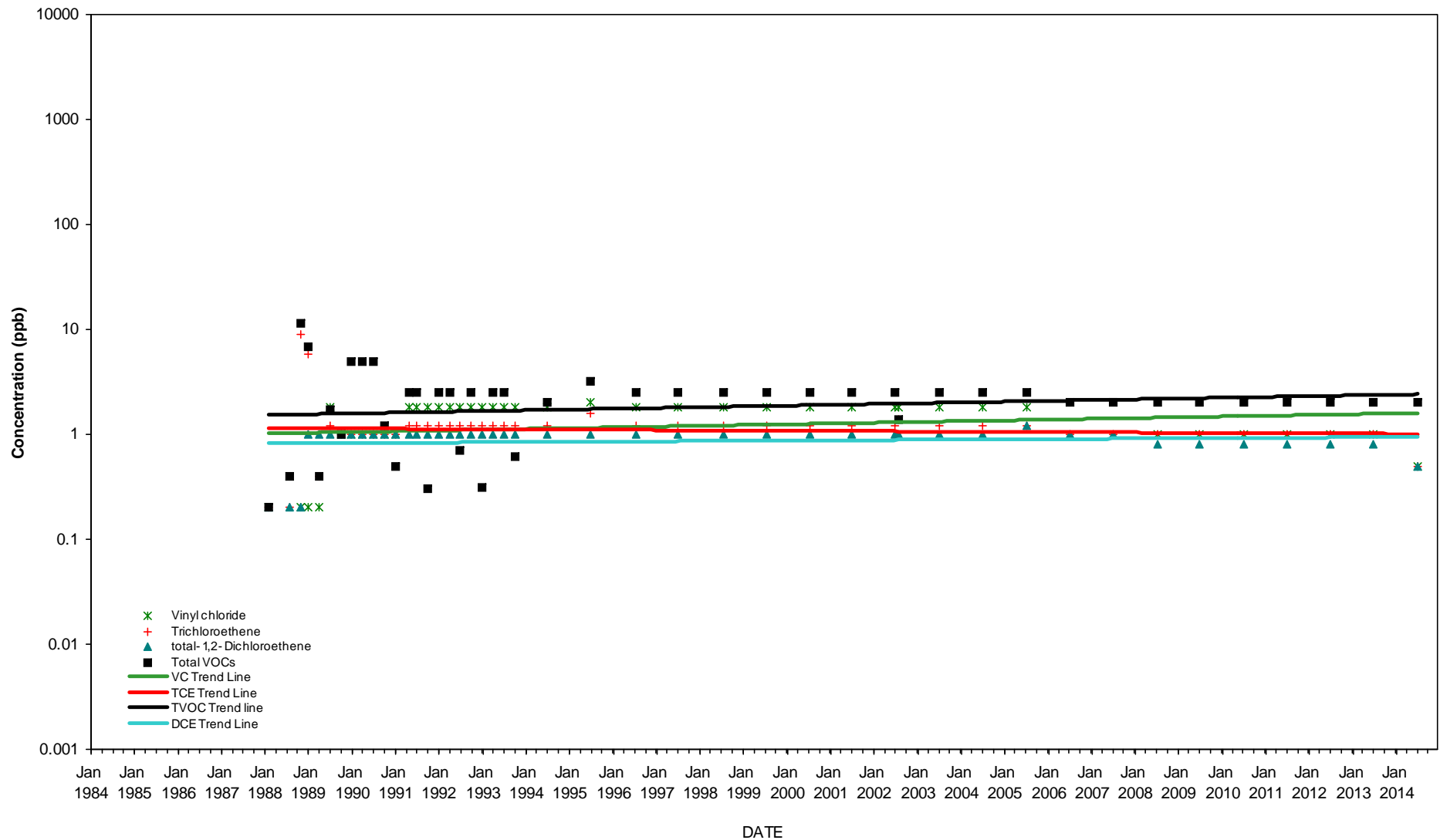
TREND ANALYSIS

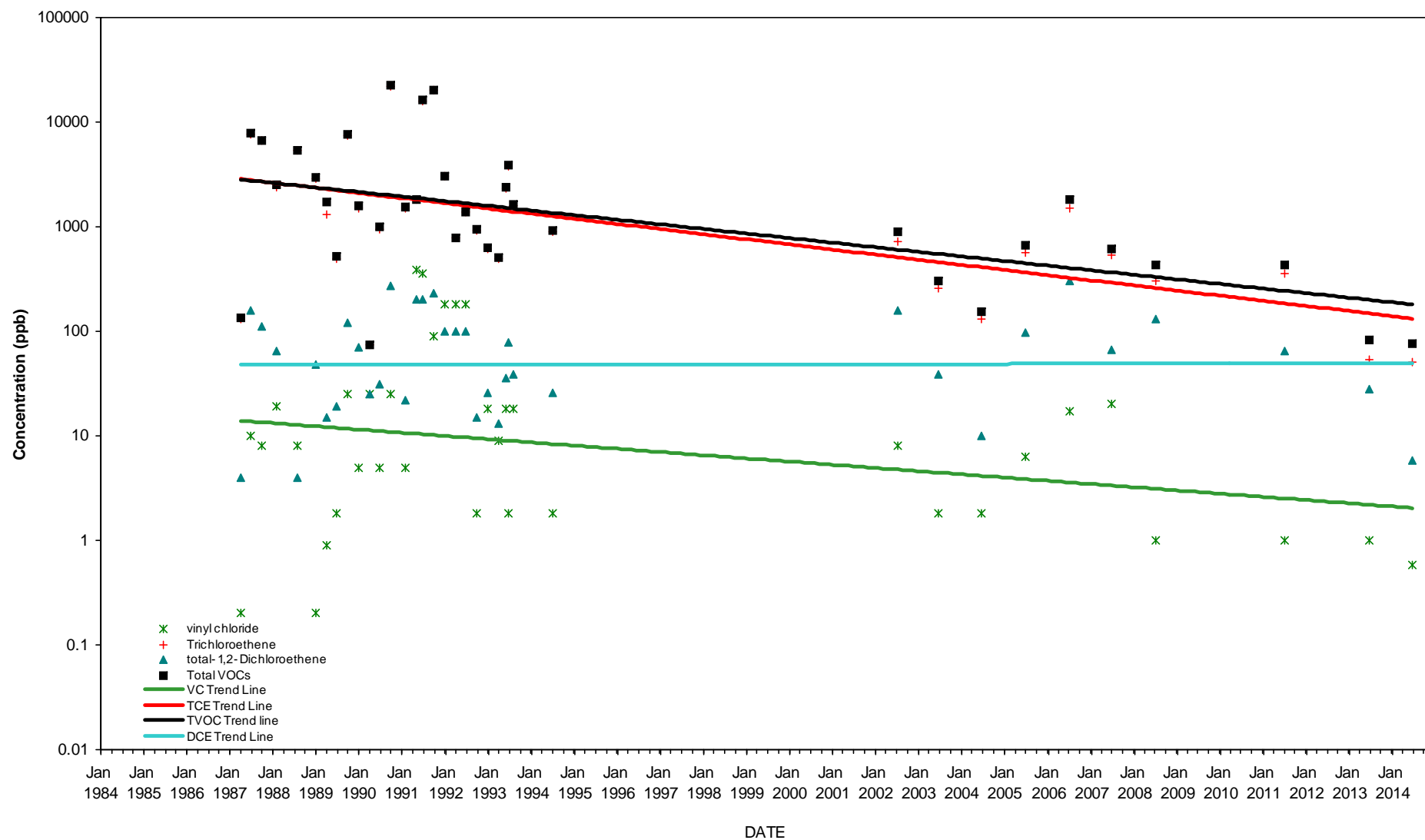
WELL B-16M

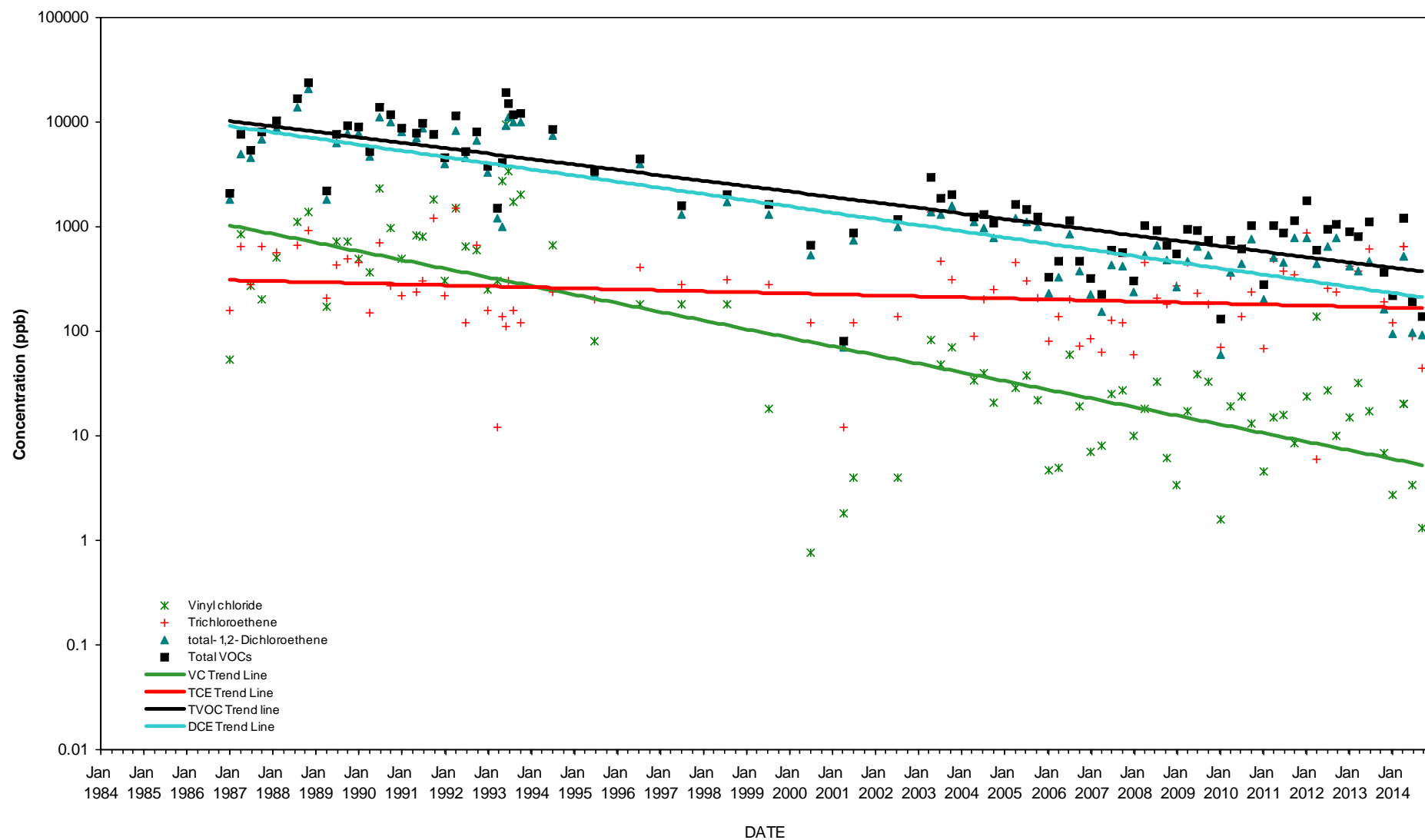


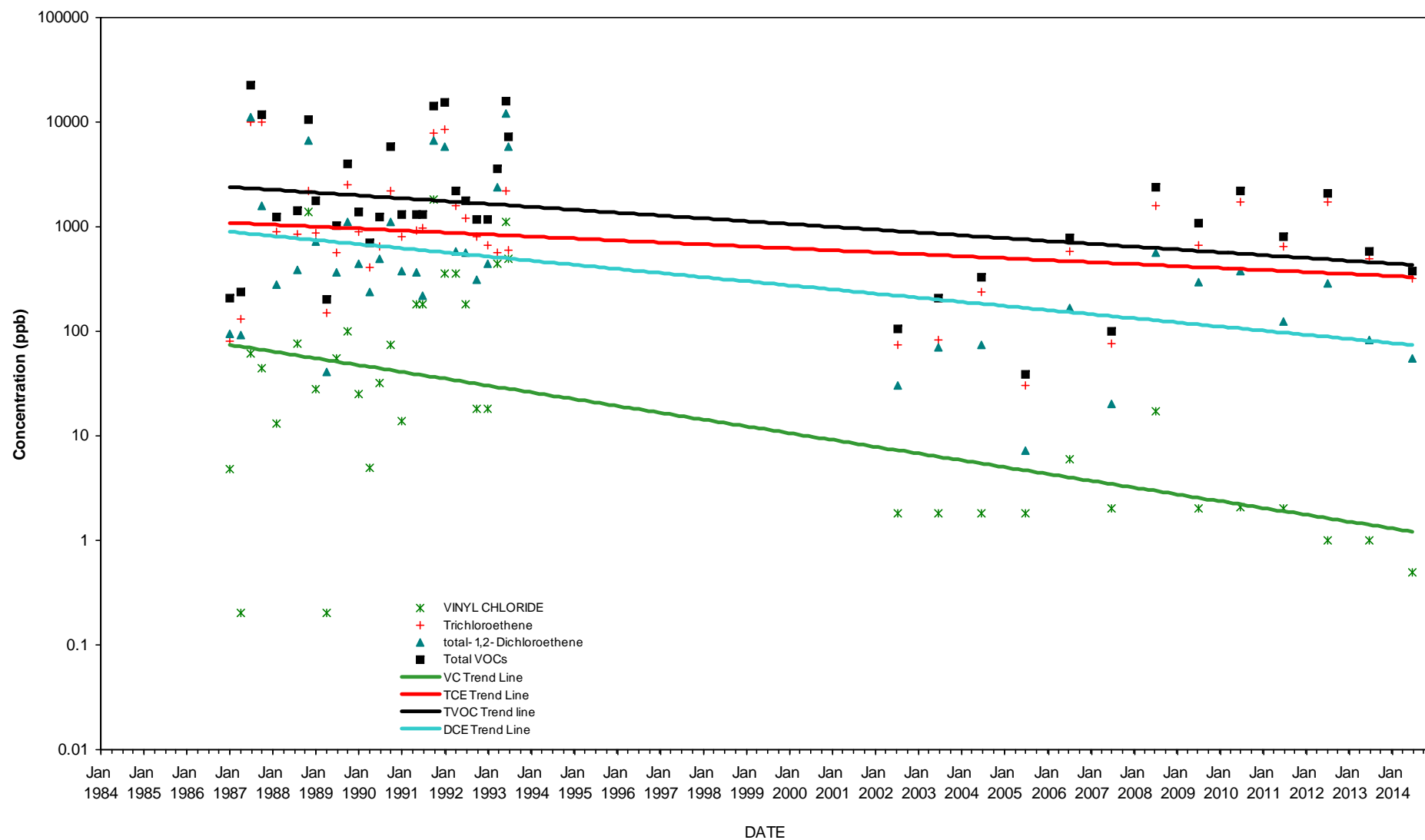
TREND ANALYSIS

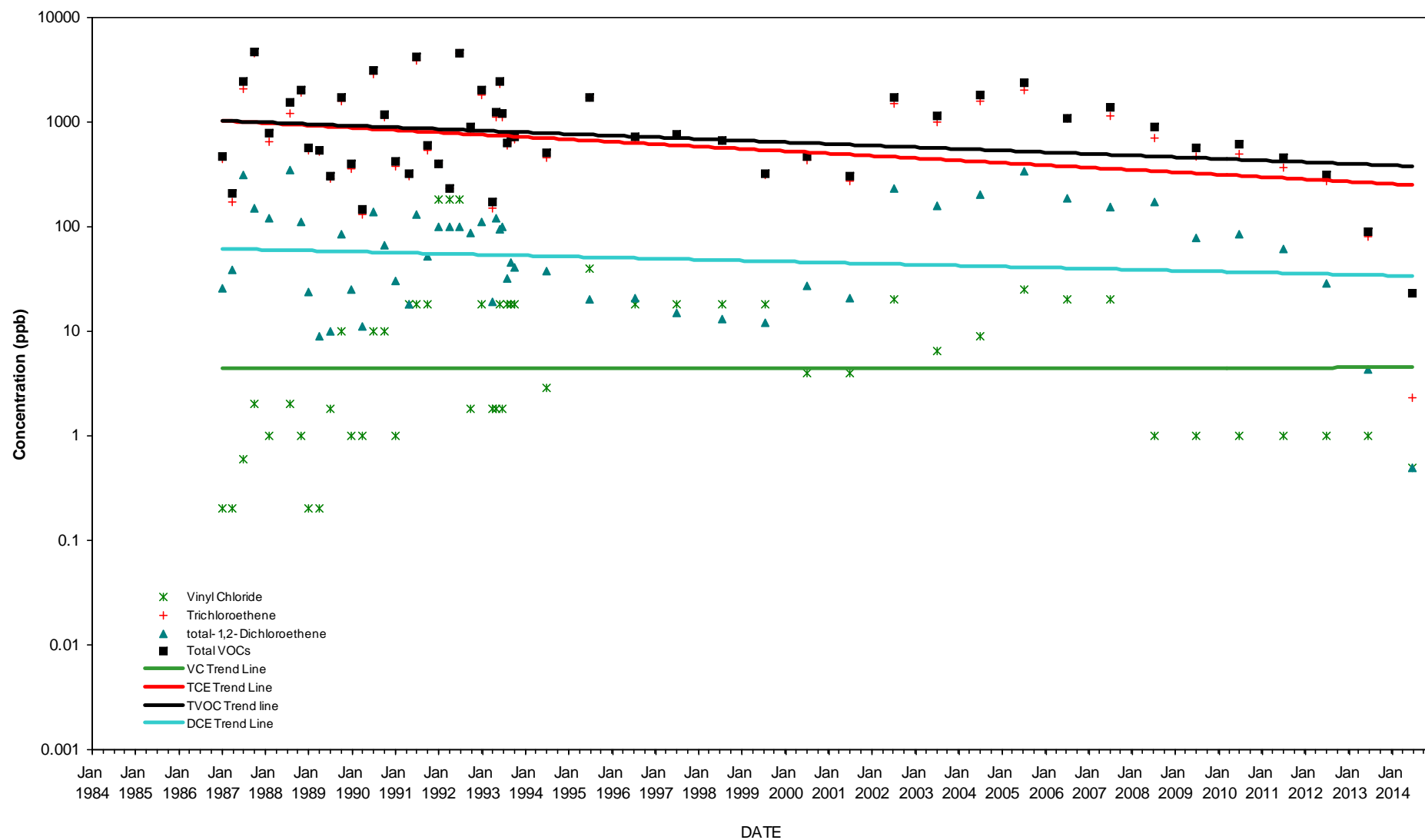
WELL B-15M

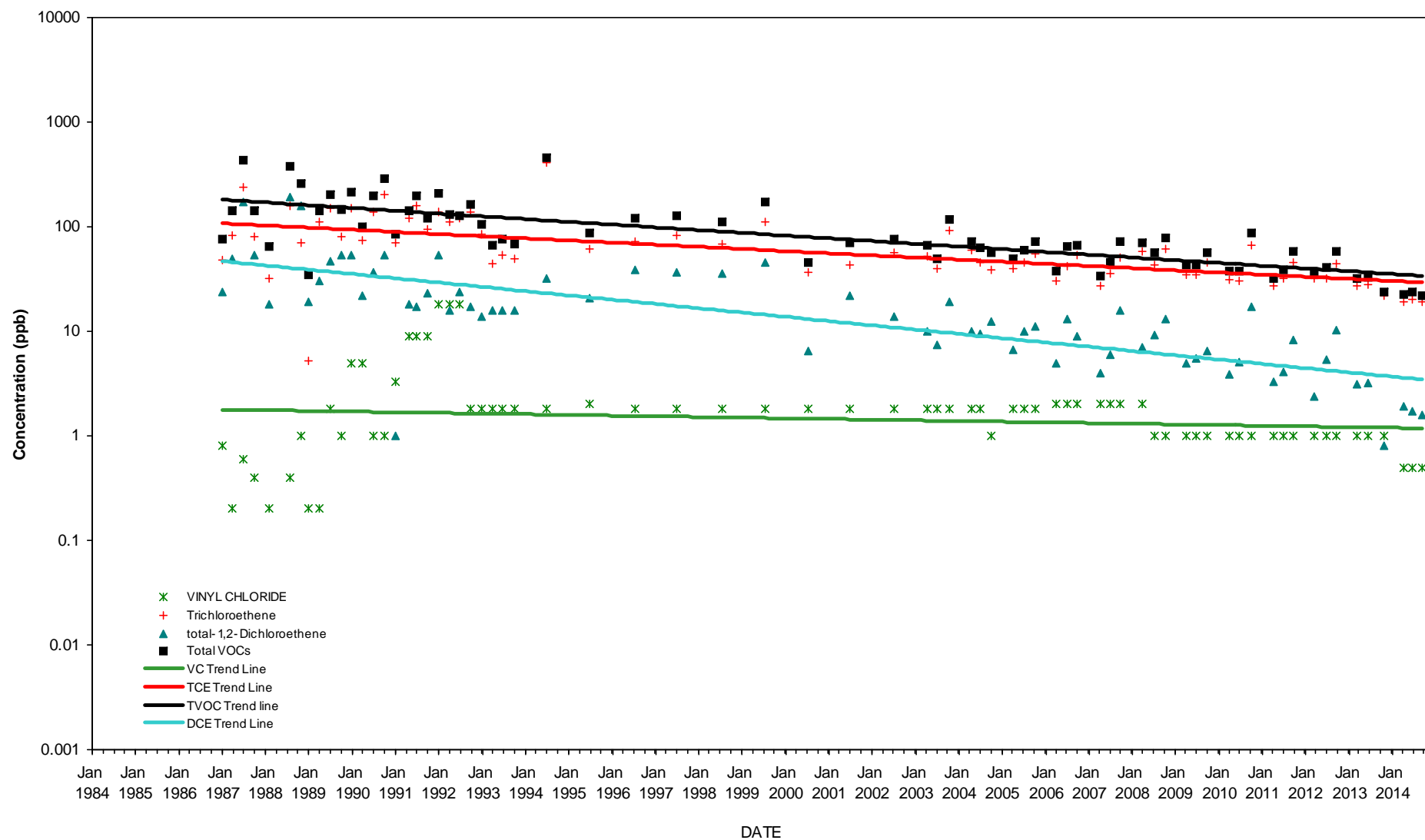


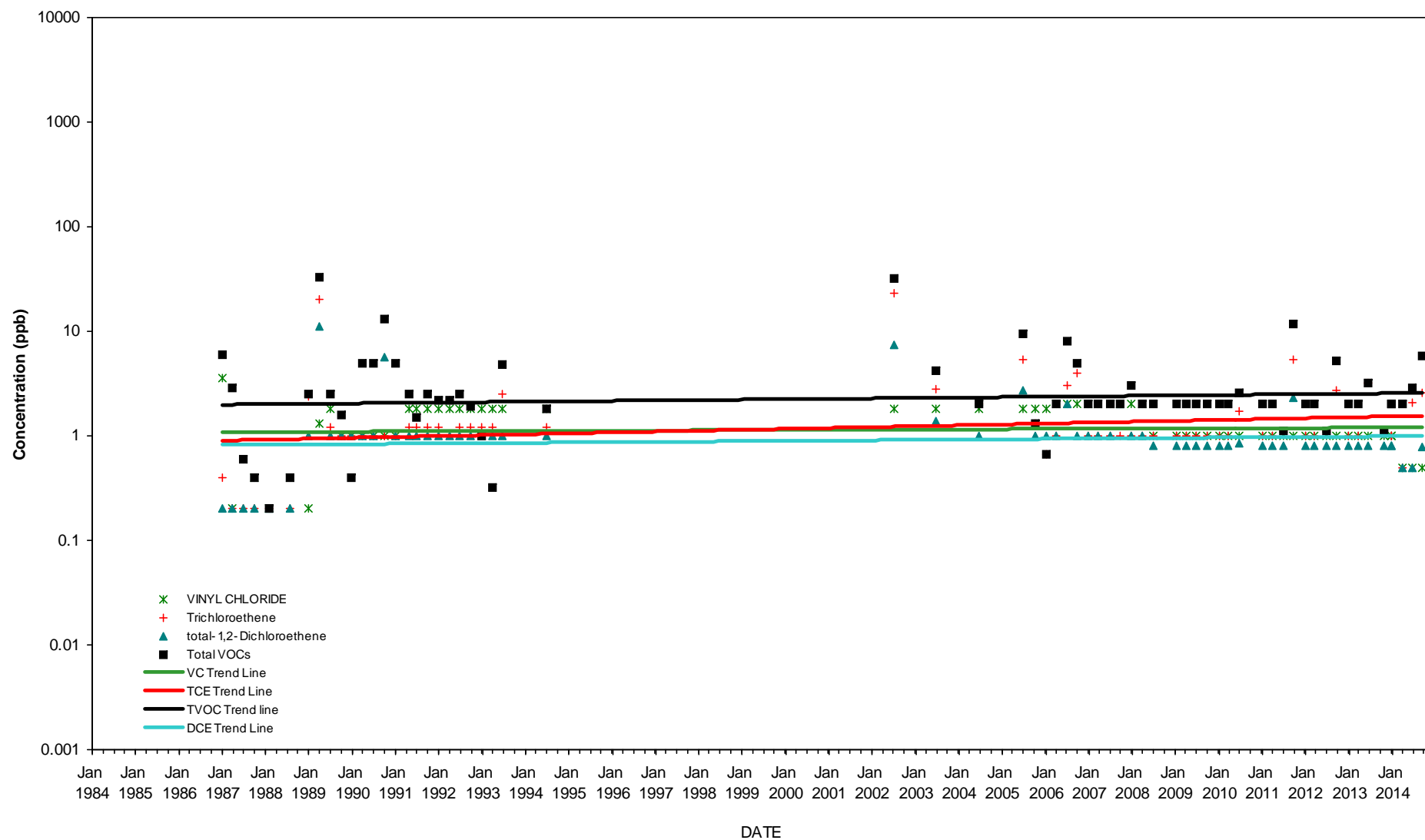
TREND ANALYSIS
WELL B-14M

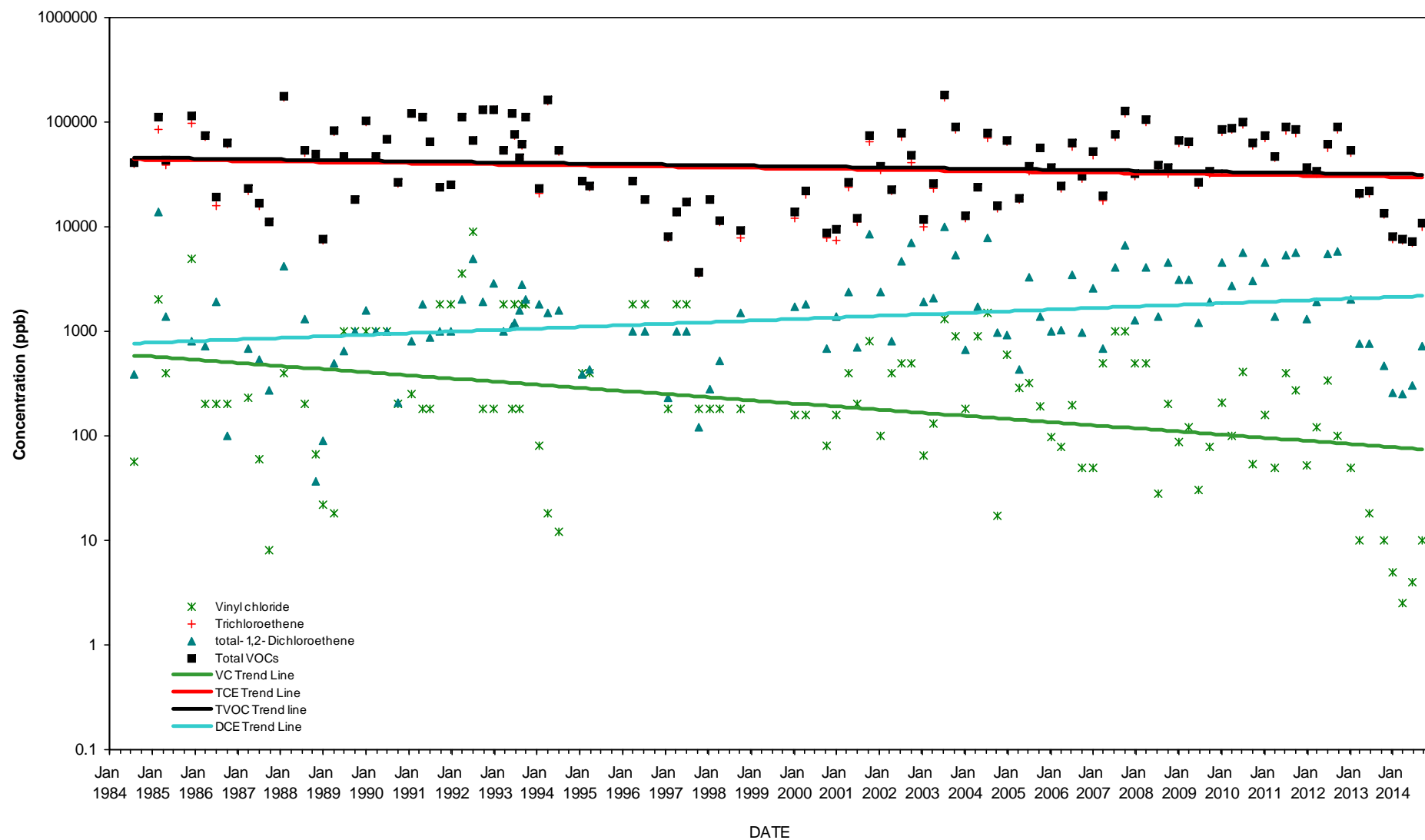
TREND ANALYSIS
WELL B-13M

TREND ANALYSIS
WELL B-12M

TREND ANALYSIS
WELL B-11M

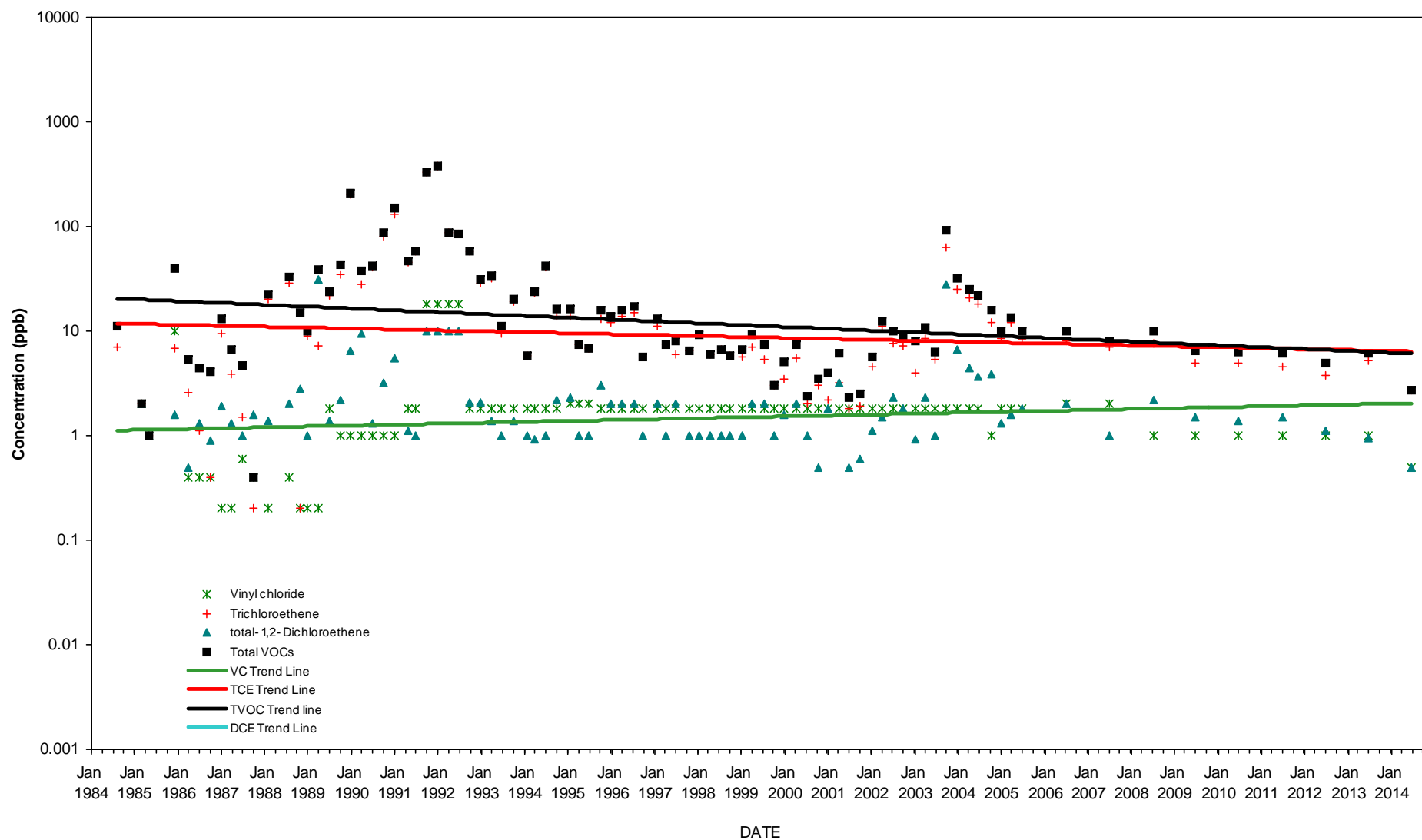
TREND ANALYSIS
WELL B-10M

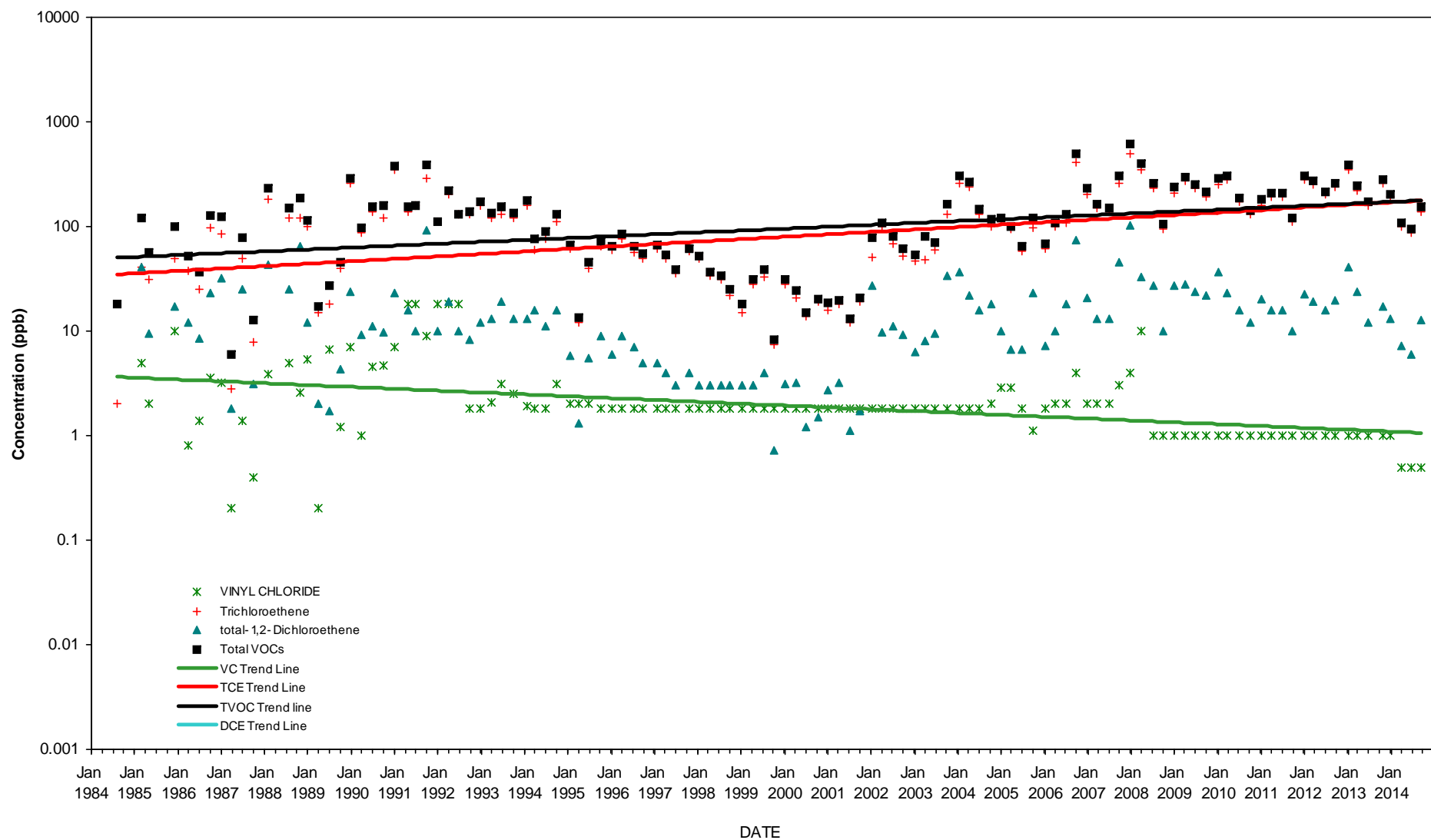
TREND ANALYSIS
WELL B-9M

TREND ANALYSIS
WELL B-8M

TREND ANALYSIS

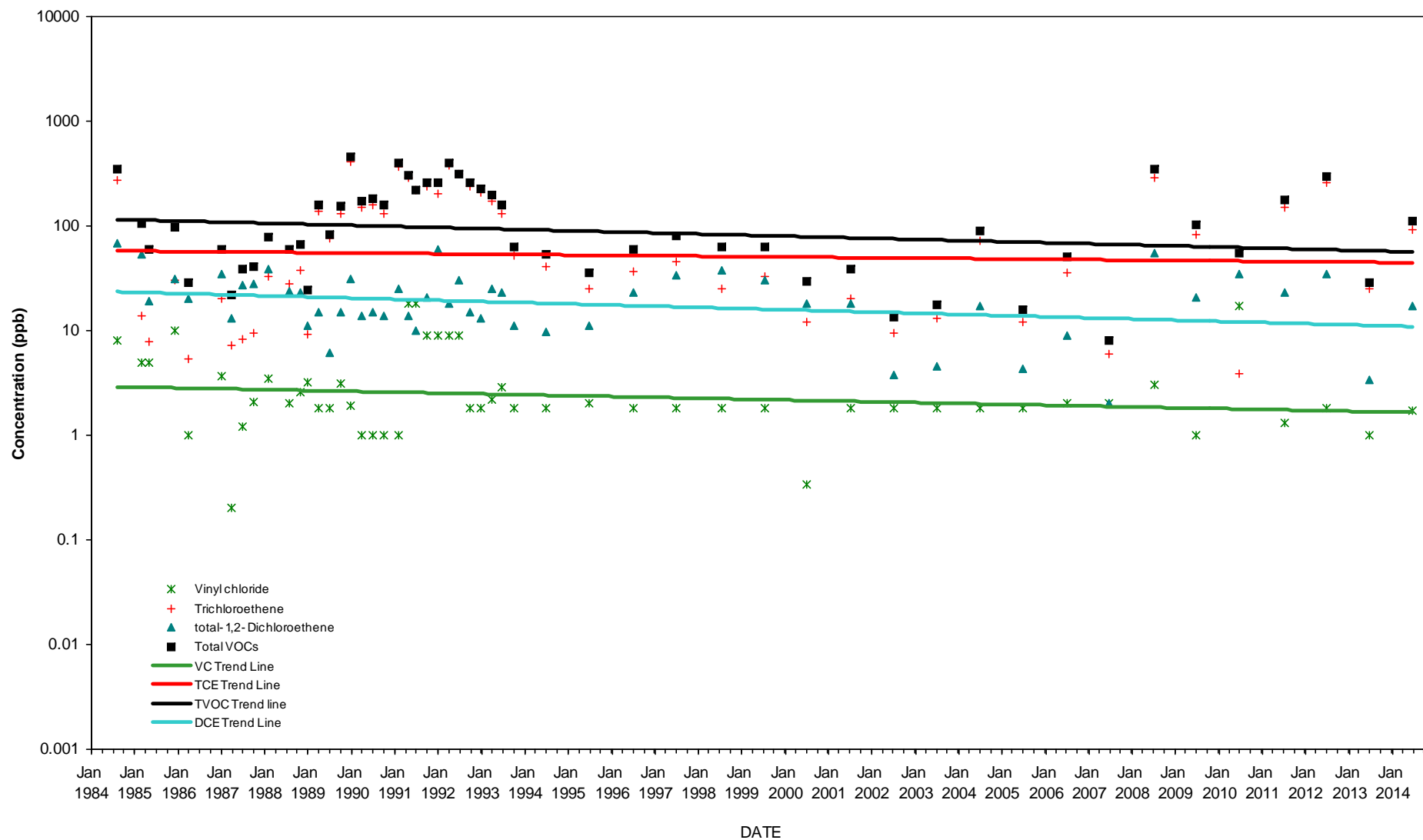
WELL B-7M



TREND ANALYSIS
WELL B-6M

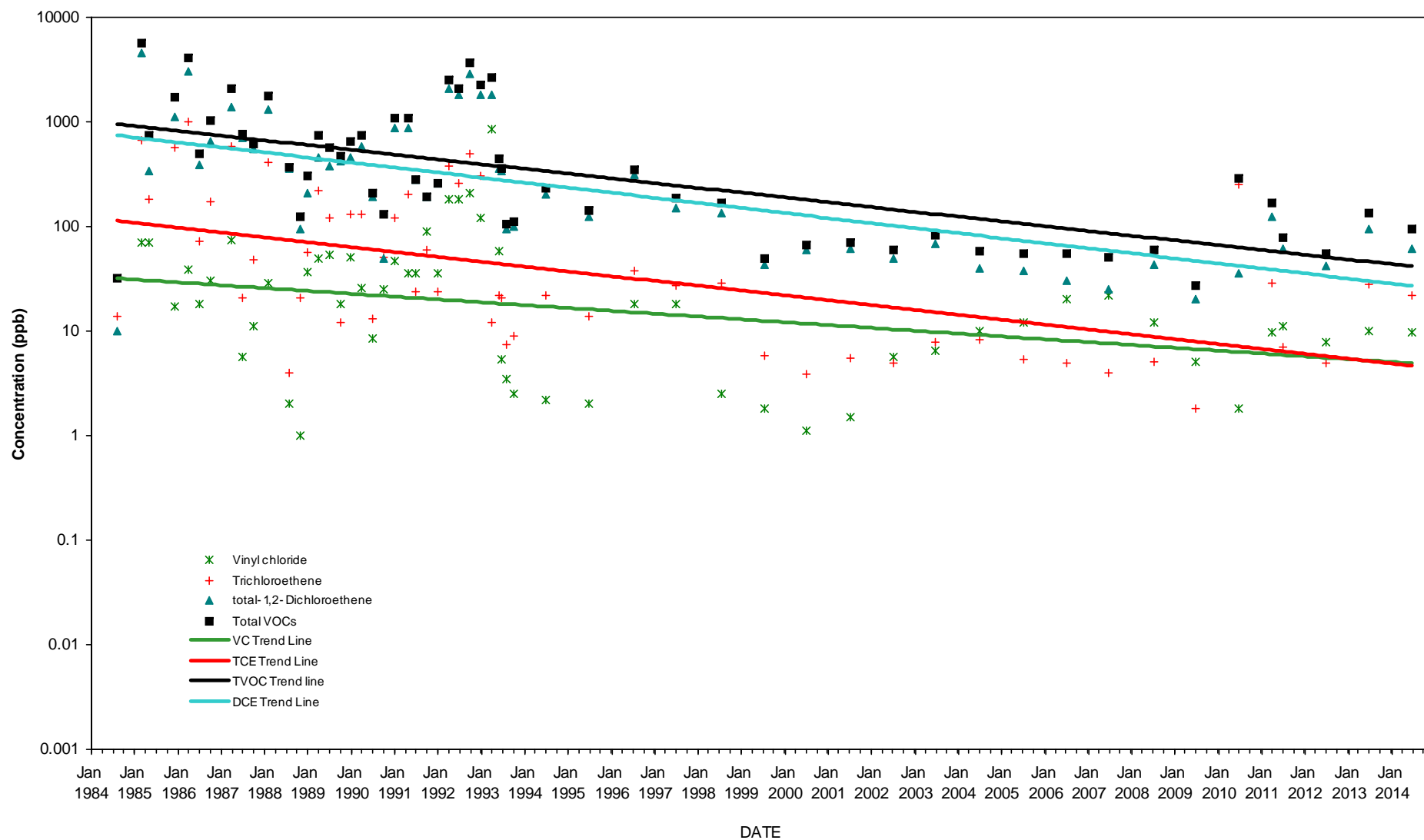
TREND ANALYSIS

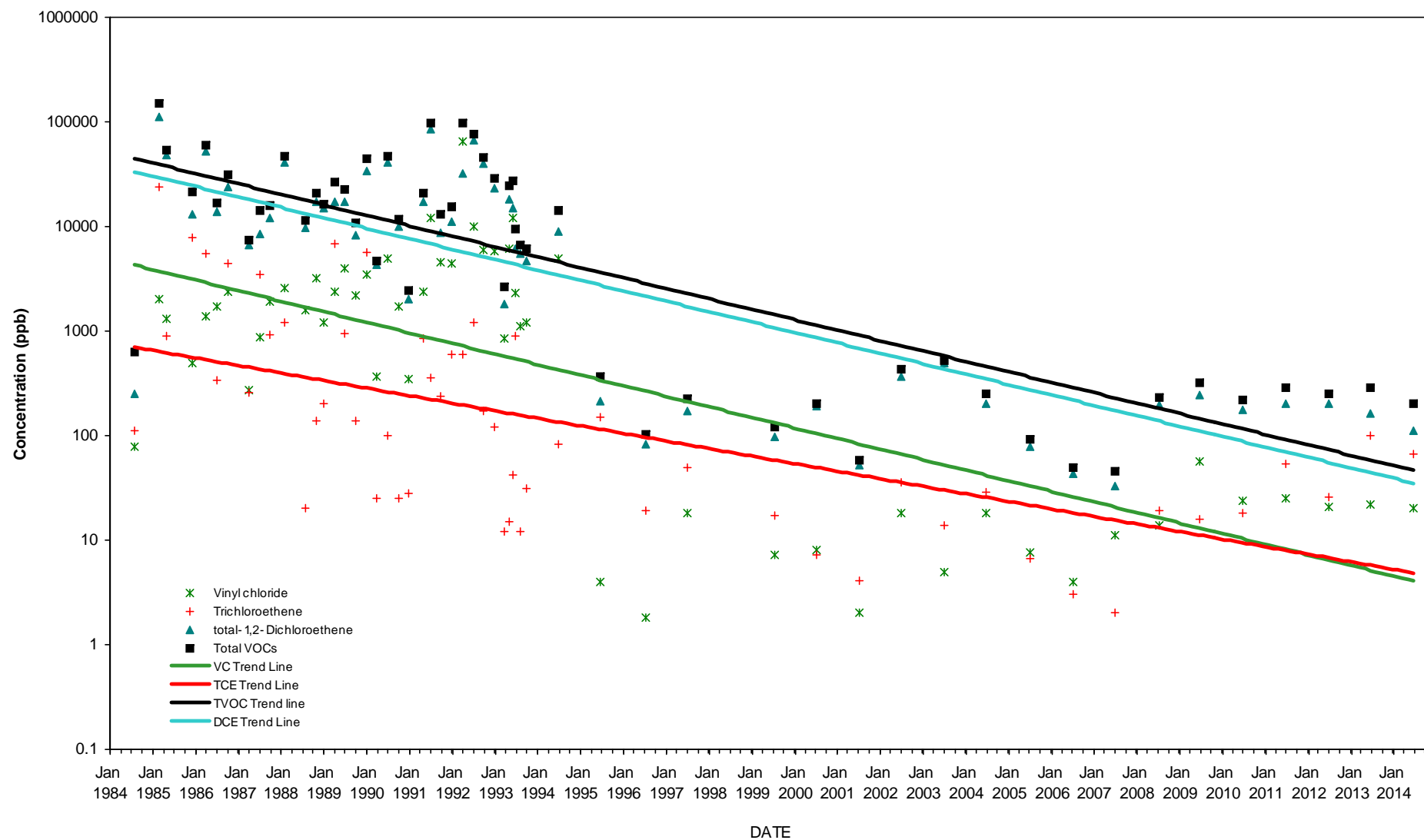
WELL B-5M



TREND ANALYSIS

WELL B-4M



TREND ANALYSIS
WELL B-3M

APPENDIX C
SPDES PERMIT

New York State Department of Environmental Conservation

Division of Environmental Permits, 4th Floor

625 Broadway, Albany, NY 12233-1750

Phone: (518) 402-9167 • Fax: (518) 402-9168

Website: www.dec.ny.gov



Joe Martens
Commissioner

DEC - 7 2011

FACILITY INFORMATION

William B. Barber
Elm Holdings Inc c/o BP Exploration
4850 E 49th St Rm MBC3-147
Cuyahoga Heights, OH 44125

NAME: Former Carborundum Complex -
Cory Rd
LOCATION: Wheatfield (T)
COUNTY: Niagara
SPDES NO: NY 000 1988
DEC ID NO.: 9-2940-00059/00003

Dear SPDES Permittee:

Enclosed please find a validated NOTICE/RENEWAL APPLICATION/PERMIT form renewing your State Pollutant Discharge Elimination System (SPDES) permit for the referenced facility. This validated form, together with the previously issued permit (see issuance date of this permit in Part 3 of the NOTICE/RENEWAL APPLICATION/PERMIT form), and any subsequent permit modifications constitute authorization to discharge wastewater in accordance with all terms, conditions and limitations specified therein.

The instructions and other information that you received with the NOTICE/RENEWAL APPLICATION/PERMIT package fully described procedures for renewal and modification of your SPDES permit under the Environmental Benefit Permit Strategy (EBPS). As a reminder, SPDES permits are renewed at a central location in Albany in order to make the process more efficient. All other concerns with your permit such as applications for permit modifications, permit transfers to a new owner, name changes, and other questions should be directed to the Regional Permit Administrator at the following address:

Dave Denk
NYSDEC-Region 9
270 Michigan Avenue
Buffalo, NY 14203-2999
(716)851-7165

If you have already filed an application for modification of your permit, it will be processed separately through our regional office. If you have questions concerning this permit renewal, please contact Lindy Sue Czubernat at (518) 402-9165.

Sincerely,

Agency Program Aide

Enclosure

cc: RPA
RWE
BWP

NEW YORK STATE DEPARTMENT OF ENVIRONMENTAL CONSERVATION
State Pollutant Discharge Elimination System (SPDES)
NOTICE / RENEWAL APPLICATION / PERMIT



Please read **ALL** instructions on the back before completing this application form. Please **TYPE** or **PRINT** clearly in ink.

PART 1 - NOTICE

05/10/2011

Permittee Contact Name, Title Address

Facility and SPDES Permit Information

ELM HOLDINGS INC C/O BP EXPLORATION
 WILLIAM B. BARBER
 4850 E 49TH ST, RM MBC3-147
 CUYAHOGA HEIGHTS OH 44125

Name: FORMER CARBORUNDUM COMPLEX - CORY
 Ind Code: 9511 County: NIAGARA
 DEC No.: 9-2940-00059/00003
 SPDES No.: NY 000 1988
 Expiration Date: 03/31/2012
 Application Due By: 10/03/2011

Are these name(s) & address(es) correct? if not, please write corrections above

The State Pollutant Discharge Elimination System Permit for the facility referenced above expires on the date indicated. You are required by law to file a complete renewal application at least **180 days** prior to expiration of your current permit. **Note the "Application Due By" date above**

CAUTION: This short application form and attached questionnaire are the only forms acceptable for permit renewal. Sign Part 2 below and mail only this form and the completed questionnaire using the enclosed envelope *Effective April 1, 1994 the Department no longer assesses SPDES application fees*

If there are changes to your discharge, or to operations affecting the discharge, then in addition to this renewal application, you must also submit a separate permit modification application to the Regional Permit Administrator for the DEC region in which the facility is located, as required by your current permit. See the reverse side of this page for instructions on filing a modification request.

PART 2 - RENEWAL APPLICATION

CERTIFICATION: I hereby affirm that under penalty of perjury that the information provided on this form and all attachments submitted herewith is true to the best of my knowledge and belief. False statements made herein are punishable as a Class A misdemeanor pursuant to section 210.45 of the Penal Law.

William B. Barber

Project Manager

Name of person signing application (see instructions on back)

Title

Signature

Date

Sept. 28, 2011

PART 3 - PERMIT (Below this line - Official Use Only)

Effective Date:

4/1/12

Expiration Date:

3/31/17

Stuart Fox

Permit Administrator

Address:

NYSDEC - Division of Environmental Permits
 Bureau of Environmental Analysis
 625 Broadway, Albany, NY 12233-1750

DEC - 7 2011

Signature

Date

Stuart M. Fox

This permit together with the previous valid permit for this facility issued 4/1/07 and subsequent modifications constitute authorization to discharge wastewater in accordance with all terms, conditions and limitations specified in the previously issued valid permit, modifications thereof or issued as part of this permit, including any special or general conditions attached hereto. Nothing in this permit shall be deemed to waive the Department's authority to initiate a modification of this permit on the grounds specified in 6NYCRR §621.14, 6NYCRR §754.4 or 6NYCRR §757.1 existing at the time this permit is issued or which arise thereafter.

Attachments: General Conditions dated / /

11 SEP 29 PM 2:22
 RECEIVED
 ENVIRONMENTAL PERMITS
 NYSDEC



Please enter the
numbers from your
current permit:

DEC Number 9 - 2940 - 00059, 0000 - 3

SPDES Number NY 000 1988

SPDES RENEWAL APPLICATION QUESTIONNAIRE

THIS PAGE MUST BE COMPLETED AND RETURNED WITH YOUR COMPLETED APPLICATION

Please TYPE or PRINT neatly using adequate pressure to make ALL copies legible. Keep a copy for your records

- 1 Has the SPDES permit for your facility been modified in the past 5 years ☒ YES ☐ NO
- 2 Dischargers who use, manufacture, store, handle or discharge toxic or hazardous pollutants are subject to Industrial Best Management Practices (BMP) plan requirements for toxic or hazardous substances. A BMP plan prevents or minimizes the potential for release of pollutants to receiving waters from such ancillary industrial activities, including material storage areas; plant site runoff; in-plant transfer; process and material storage areas; loading and unloading operations, and sludge and waste disposal areas

Does your facility conduct ancillary activities as described above, which are not covered by BMP requirements in your current permit? ☐ YES ☒ NO

Please indicate which of the following best describes the situation at your facility:

- ☐ None of the concerns on the "Self Evaluation List" seem to apply to my facility at this time and I will not be applying for a modification of the SPDES permit in the foreseeable future
- ☐ Yes, some of the items on the "Self Evaluation List" have led me to believe that the permit for this facility needs to be modified. I already have a complete modification application pending with the Department
- ☐ Yes, some of the items on the "Self Evaluation List" have led me to believe that the SPDES permit for this facility may need to be Modified. I have requested the appropriate forms by phone OR I have completed and attached the "Request For SPDES Application Forms" (included in this renewal package) to allow me to submit a permittee-initiated Modification application. See The "Request For SPDES Application Forms" page for a toll free 800 number
- ☒ The items on the "Self Evaluation List" have left me unable to conclude whether my permit needs to be modified at this time. I am reporting the following general concerns about my permit:

A vault water collection and conveyance system was approved by the NYSDEC in July 2011. The vault water collection and conveyance piping will route the collected water to the current groundwater treatment system. A copy of the approved system design can be transmitted to NYSDEC if requested. Operation of the vault water collection system is estimated to begin in the spring of 2012. After vault water collection system installation the operating parameters of the recovery system will be evaluated to determine if permit modifications are warranted. At present flow is anticipated to remain within current permit limits and no changes in water chemistry are anticipated.

DISTRIBUTION:

Regional Water Engineer
Regional Permit Administrator
Central Office (BWP)

APPENDIX D
INSTITUTIONAL AND ENGINEERING CONTROLS
CERTIFICATION FORMS



Enclosure 2
NEW YORK STATE DEPARTMENT OF ENVIRONMENTAL CONSERVATION
Site Management Periodic Review Report Notice
Institutional and Engineering Controls Certification Form



Site No.	Site Details	Box 1	
Site Name Carborundum Specialty Products			
Site Address: 2050 Cory Road Zip Code: 14132			
City/Town: Wheatfield			
County: Niagara			
Site Acreage: 40.0			
Reporting Period: January 01, 2014 to December 31, 2014			
		YES	NO
1.	Is the information above correct?	<input checked="" type="checkbox"/>	<input type="checkbox"/>
If NO, include handwritten above or on a separate sheet.			
2.	Has some or all of the site property been sold, subdivided, merged, or undergone a tax map amendment during this Reporting Period?	<input type="checkbox"/>	<input checked="" type="checkbox"/>
3.	Has there been any change of use at the site during this Reporting Period (see 6NYCRR 375-1.11(d))?	<input type="checkbox"/>	<input checked="" type="checkbox"/>
4.	Have any federal, state, and/or local permits (e.g., building, discharge) been issued for or at the property during this Reporting Period?	<input type="checkbox"/>	<input checked="" type="checkbox"/>
If you answered YES to questions 2 thru 4, include documentation or evidence that documentation has been previously submitted with this certification form.			
5.	Is the site currently undergoing development?	<input type="checkbox"/>	<input checked="" type="checkbox"/>

		Box 2	
		YES	NO
6.	Is the current site use consistent with the use(s) listed below? Industrial	<input checked="" type="checkbox"/>	<input type="checkbox"/>
7.	Are all ICs/ECs in place and functioning as designed?	<input checked="" type="checkbox"/>	<input type="checkbox"/>

IF THE ANSWER TO EITHER QUESTION 6 OR 7 IS NO, sign and date below and DO NOT COMPLETE THE REST OF THIS FORM. Otherwise continue.

A Corrective Measures Work Plan must be submitted along with this form to address these issues.

Signature of Owner, Remedial Party or Designated Representative

Date

Description of Institutional Controls

<u>Parcel</u>	<u>Owner</u>	<u>Institutional Control</u>
132.00-1-1	Pyrotek, Inc. Attn: John Sage, Sr. VP	Monitoring Plan

In accordance with the Operation and Maintenance & Monitoring Manual dated September, 2006 the responsible party will maintain and monitor the groundwater monitoring wells and fencing located on this parcel which is owned by Pyrotek, Inc.

132.00-1-16.11	Elm Holdings, Inc. c/o Chuck Stillwell	Monitoring Plan O&M Plan
-----------------------	--	-----------------------------

In accordance with the Operation and Maintenance & Monitoring Manual dated September, 2006 the responsible party will maintain and monitor the groundwater monitoring wells located on this parcel.

132.00-1-16.12	Elm Holdings, Inc. c/o Chuck Stillwell	Monitoring Plan O&M Plan
-----------------------	--	-----------------------------

In accordance with the Operation Maintenance & Monitoring Manual dated September, 2006 the following institutional and engineering controls shall be maintained and monitored:

1. Groundwater recovery system (pumping wells, piping, valves, gauges, etc.) 2. Treatment system (air stripper, liquid phase carbon units, pre-filters, pumps, etc.) 3. Groundwater monitoring wells. 4. Conduct monthly SPDES compliance sampling.

A soil vapor intrusion (SVI) assessment, which included off-site sub-slab and indoor air sampling of selected condominiums adjacent to the site was completed in November and December 2008. Based on the results of the investigation the DEC, in consultation with the NYSDOH, concluded no further on-site or off-site sampling or other actions were needed to address exposures related to soil vapor intrusion. An Investigation Complete - No Actions Recommended memo was issued on April 1, 2009.

132.00-1-16.2	Pyrotek, Inc. Attn: John Sage, Sr. VP
----------------------	---------------------------------------

In accordance with the Operation and Maintenance & Monitoring Manual dated September, 2006 the responsible party will maintain and monitor the fencing located around this parcel which is owned by Pyrotek, Inc.

Description of Engineering Controls

<u>Parcel</u>	<u>Engineering Control</u>
132.00-1-1	Fencing/Access Control
132.00-1-16.11	Groundwater Treatment System Groundwater Containment Fencing/Access Control Pump and Treat
132.00-1-16.12	Groundwater Treatment System Groundwater Containment Fencing/Access Control Pump and Treat
132.00-1-16.2	Fencing/Access Control

Periodic Review Report (PRR) Certification Statements

1. I certify by checking "YES" below that:

a) the Periodic Review report and all attachments were prepared under the direction of, and reviewed by, the party making the certification;

b) to the best of my knowledge and belief, the work and conclusions described in this certification are in accordance with the requirements of the site remedial program, and generally accepted engineering practices; and the information presented is accurate and complete.

YES NO

☒

☐

2. If this site has an IC/EC Plan (or equivalent as required in the Decision Document), for each Institutional or Engineering control listed in Boxes 3 and/or 4, I certify by checking "YES" below that all of the following statements are true:

(a) the Institutional Control and/or Engineering Control(s) employed at this site is unchanged since the date that the Control was put in-place, or was last approved by the Department;

(b) nothing has occurred that would impair the ability of such Control, to protect public health and the environment;

(c) access to the site will continue to be provided to the Department, to evaluate the remedy, including access to evaluate the continued maintenance of this Control;

(d) nothing has occurred that would constitute a violation or failure to comply with the Site Management Plan for this Control; and

(e) if a financial assurance mechanism is required by the oversight document for the site, the mechanism remains valid and sufficient for its intended purpose established in the document.

YES NO

☒

☐

**IF THE ANSWER TO QUESTION 2 IS NO, sign and date below and
DO NOT COMPLETE THE REST OF THIS FORM. Otherwise continue.**

A Corrective Measures Work Plan must be submitted along with this form to address these issues.

Signature of Owner, Remedial Party or Designated Representative

Date

IC CERTIFICATIONS
SITE NO. 932102

Box 6


SITE OWNER OR DESIGNATED REPRESENTATIVE SIGNATURE

I certify that all information and statements in Boxes 1, 2, and 3 are true. I understand that a false statement made herein is punishable as a Class "A" misdemeanor, pursuant to Section 210.45 of the Penal Law.

I Chuck Stilwell at Atlantic Richfield Company
print name BP Remediation Management
print business address 201 Helios Way
Houston, TX 77079

am certifying as Owner (Owner or Remedial Party)

for the Site named in the Site Details Section of this form.


Signature of Owner, Remedial Party, or Designated Representative
Rendering Certification

2/19/15
Date

IC/EC CERTIFICATIONS

Box 7

Professional Engineer Signature

I certify that all information in Boxes 4 and 5 are true. I understand that a false statement made herein is punishable as a Class "A" misdemeanor, pursuant to Section 210.45 of the Penal Law.

I David Babcock at 301 Plainfield Road, Suite 350
print name print business address
Syracuse, New York 13212

am certifying as a Professional Engineer for the Owner
(Owner or Remedial Party)



Signature of Professional Engineer, for the Owner or
Remedial Party, Rendering Certification

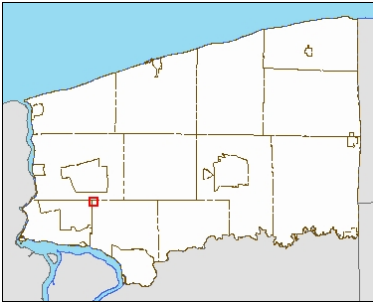


Stamp
(Required for PE)

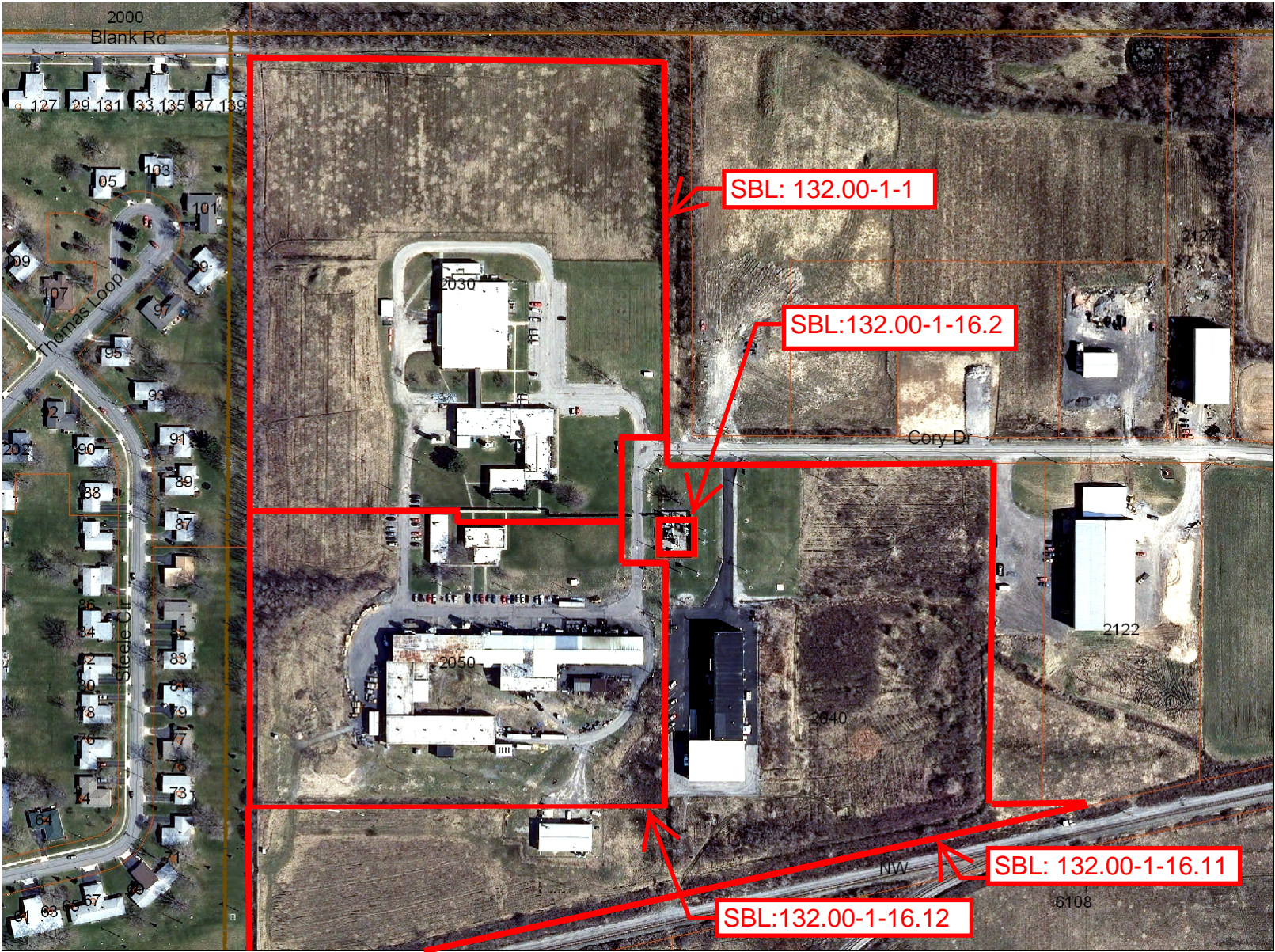
1/16/2015
Date

(License No. 065209-1)

Carborundum Specialty Products Site #932102



Legend
Parcel Boundary



1: 3,391



Notes
Parcels with Engineering and Institutional controls

0.1 0 0.05 0.1 Miles

Niagara County and its officials and employees assume no responsibility or legal liability for the accuracy, completeness, reliability, timeliness, or usefulness of any information provided. Tax parcel data was prepared for tax purposes only and is not to be reproduced or used for surveying or conveying.

SOURCE: NIAGARA COUNTY, NEW YORK
DEPARTMENT OF REAL PROPERTY SERVICES