AECOM Environment

Prepared by:
AECOM
Buffalo, NY
60481767
January 2025

Revised Semi-Annual - Spring 2024 Groundwater Remediation Program Monitoring Report, Former Carborundum Facility, 2040 Cory Drive, Sanborn, NY NYSDEC Site No. 932102

Submitted to:

New York State Department of Environmental Conservation
Division of Hazardous Waste Remediation
270 Michigan Avenue
Buffalo, NY 14203

On behalf of:

Elm Holdings Inc.

Revised Semi-Annual - Spring 2024 Groundwater Remediation Program Monitoring Report, Former Carborundum Facility, 2040 Cory Drive, Sanborn, NY NYSDEC Site No. 932102

Submitted to:

New York State Department of Environmental Conservation
Division of Hazardous Waste Remediation
270 Michigan Avenue
Buffalo, NY 14203

On behalf of:

Elm Holdings Inc.

Prepared By Mark Becker, P.G.



Reviewed By James L. Kaczor, P.G.

Contents

1.0 Introduction 1-1

2.0 Groundwater Monitoring 2-1

2.1 Quarterly Groundwater Elevation Measurements 2-1

2.2 Annual List Sampling – Spring 2024 Groundwater Sampling 2-1

3.0 Sample Results 3-1

3.1 Quality Assurance / Quality Control Summary 3-1

3.2 Data Summary 3-2

3.2.1 Groundwater Data Summary 3-2

3.2.2 VWCC T-002 Data Summary 3-6

3.2.3 Niagara Quarry Seep and Pond Data Summary 3-6

3.2.4 In Situ Parameter Results 3-6

4.0 Summary of O&M Activity 4-1

5.0 Effluent and Permit Compliance Summary 5-1

6.0 Summary and Conclusions 6-1

List of Tables

Table 1 Groundwater Monitoring Well Network and Sampling Frequency

Table 2A Quarterly Groundwater Elevation Data - 1Q2024 (March 6, 2024)

Table 2B Quarterly Groundwater Elevation Data - 2Q2024 (July 1, 2024)

Table 3 Groundwater Sampling Purge Data (Annual Sampling - Spring 2024)

Table 4 Groundwater Sampling Field Parameter Data (Annual Sampling - Spring 2024)

Table 5 Summary of Analytical Results (Annual Sampling - Spring 2024)

Table 6 Groundwater Remediation System Performance Summary

List of Figures

Figure 1 Project Location Plan

Figure 2 Site Plan

Figure 3A Groundwater Elevations Top of Rock (March 6, 2024)

Figure 3B Groundwater Elevations Top of Rock (July 1, 2024)

Figure 4A Groundwater Elevations Zone 1 (March 6, 2024)

Figure 4B Groundwater Elevations Zone 1 (July 1, 2024)

Figure 5 Isocontours in Top of Rock and Zone 1 (Annual Sampling - Spring 2024)

Figure 6 Isocontours in Zones 2, 3, 4, & 5 (Annual Sampling - Spring 2024)

List of Appendices

Appendix A Groundwater Sampling Field Forms

Appendix B Analytical Laboratory Data Reports

Appendix C Water Quality Time Series Plots January 2001 through April 2024

Appendix D Water Quality Database through April 2024

List of Acronyms

CCAL	continuing calibration standards
COC	chain-of-custody
DCA	dichloroethane
DCE	dichloroethene
DMR	discharge monitoring report
ETAL	Eurofins TestAmerica Laboratories, Inc.
GRS	groundwater remediation system
HDPE	high density polyethylene
LCS	laboratory control sample
MDL	method detection limit
MEE	methane, ethane, ethene
MS/MSD	matrix spike/matrix spike duplicate
µg/L	microgram per liter
NYSDEC	New York State Department of Environmental Conservation
OM&M	Operations, Maintenance, and Monitoring
QA/QC	quality assurance/quality control
RL	reporting limit
ROD	Record of Decision
SPDES	State Pollutant Discharge Elimination System
SVES	Soil Vapor Extraction System
TCA	trichloroethane
TCE	trichloroethene
TOC	total organic carbon
TOR	top of rock
VOC	volatile organic compound
VWCC	vault water collection and conveyance

1.0 Introduction

On behalf of Elm Holdings Inc., AECOM Technical Services, Inc. (AECOM) is submitting this summary of ongoing Operations, Maintenance, and Monitoring (OM&M) activities for the groundwater remediation system at the former Carborundum Facility located at 2040 Cory Drive in the Village of Sanborn, Town of Wheatfield, New York (Site), New York State Department of Environmental Conservation (NYSDEC) Site No. 932102. Effective March 1, 2016, Elm Holdings Inc. retained AECOM to manage the remediation at the above referenced site. In accordance with the contractual arrangement between Elm Holdings Inc. and AECOM, AECOM has primary accountability for the site, including managing communications and regulatory program submissions with NYSDEC.

OM&M of the Site during this reporting period was performed by AECOM. As part of the OM&M activities, semi-annual groundwater sampling is conducted in Spring and Fall. This report presents the results of the Spring 2024 groundwater sampling event, first and second quarter 2024 groundwater level measurement events, and a summary of the OM&M activities completed between January 1 and June 30, 2024, by AECOM.

Figure 1 shows the Project Location Plan and Figure 2 shows the Site Plan. The Site property is comprised of four parcels totaling approximately 40 acres. Currently, there is a manufacturing facility (Pyrotek, Inc. doing business as Pyrotek and a subsidiary business Metaullics, Inc.) with some associated administrative buildings. Construction of the most recent addition to the manufacturing facilities consisted of additional office space in the southwest corner of the Pyrotek manufacturing building and was completed in October 2019. The majority of land immediately adjacent to the property is used for agricultural purposes. Private residences border the property along the western boundary of the Site. Surface topography generally slopes to the south toward the Niagara River. Surface water from the paved areas of the Site is collected by Metaullics' sewer system.

The volatile organic compounds (VOC) trichloroethene (TCE) and 1,1,1-trichloroethane (TCA), which were previously released to the environment during operations at the manufacturing facility, are being addressed under the direction of NYSDEC under a 1991 Order on Consent and associated modifications. TCE and its primary breakdown constituents, cis-1,2-dichloroethene (DCE) and vinyl chloride, are present at select locations in the groundwater.

The Record of Decision (ROD), issued in 1991, selected soil vapor extraction for soil and groundwater remediation through permitted recovery and treatment. The recovery and treatment systems are operated with the goal of preventing off-site migration of dissolved VOCs. The groundwater remediation system (GRS) began operation in mid-1993 and treats groundwater using air stripping technology and an activated carbon polish. Post-treatment water is discharged at a permitted outfall to Cayuga Creek. Weekly discharge samples are collected and analyzed in compliance with the discharge permit.

A soil vapor extraction system (SVES) was operated in conjunction with the GRS until 2001 and was subsequently decommissioned by 2007. Concurrently, per discussions with NYSDEC, the groundwater recovery wells were reconfigured to extract groundwater from a shallower depth, focusing on the zones immediately at top of bedrock (referred to as Top of Rock, or TOR) and below the TOR (Zone 1). Additional deeper bedrock zones 2, 3, 4, and 5 were found to be less impacted and

suitable for monitored natural attenuation. This reconfiguration reduced the volume of groundwater extracted, the flow through the treatment system, and focused capture of groundwater in the source area(s) and allowed deeper, less contaminated zones to be monitored for natural attenuation.

Sumps contained within three vaults in the Metaullics facility were connected to the GRS in 2012 via the vault water collection and conveyance (VWCC) system. The VWCC system was brought online on June 12, 2012. The GRS is being operated with goals to provide onsite hydraulic containment and to prevent offsite migration of groundwater containing dissolved VOCs. Coinciding with the removal of two furnaces at the facility, Vault 2 ceased pumping activities and was permanently filled in as of September 2017.

Quarterly groundwater sampling began in 1988. In October 2005, NYSDEC agreed to revise the groundwater sampling program and reduce the number of groundwater samples collected on an annual basis. Subsequently, in February 2016, NYSDEC requested that an updated groundwater monitoring program be developed. In October 2016, an updated groundwater monitoring program, including transition to a semi-annual program, was presented to NYSDEC. This updated program includes an annual round (Spring) of 43 locations and semi-annual round (Fall) including 18 of the 43 annual locations. The proposed program was conditionally approved in November 2016 and was initiated in December 2016. The proposed program was approved by NYSDEC on May 1, 2017. The Annual Sampling - Spring 2024 groundwater sampling event is the 128th overall periodic groundwater monitoring event since periodic groundwater sampling began.

2.0 Groundwater Monitoring

Spring 2024 groundwater monitoring was performed by AECOM and included collection of groundwater samples from select monitoring and recovery wells and water elevation measurements in all Site monitoring wells and recovery wells. Groundwater monitoring was completed according to the Annual Sampling (Spring) schedule defined in Table 1.

2.1 Quarterly Groundwater Elevation Measurements

In accordance with the revised groundwater monitoring program, groundwater elevation measurements continue to be required on a quarterly basis. During this reporting period, first quarter 2024 groundwater levels were collected on March 6, 2024, and second quarter groundwater levels were collected on July 1, 2024. Groundwater levels were measured in March and July in 58 monitoring wells, and six recovery wells. Groundwater levels were measured to the nearest 0.01 feet from the top of the well casing using an electronic water level meter. The water level meter was decontaminated between measurements. Groundwater elevations were calculated using the surveyed elevations of the top of well casings and the measured depth to groundwater. For both rounds, groundwater measurements could not be obtained from well B-51M (obstruction in the well). Table 2A and Table 2B provide a summary of the groundwater level measurements and calculated groundwater elevations for first and second quarters of 2024, respectively.

Groundwater elevation contours for the TOR Zone, which is the focus of the ongoing remediation, are shown in Figure 3A and Figure 3B. Groundwater elevation contours for Zone 1, the first flow zone below the TOR Zone, are shown in Figure 4A and Figure 4B. Groundwater flow in both the TOR Zone and Zone 1 is generally inward toward the pumping wells in the northern part of the Site and toward the west and southwest in the southern and western parts of the Site. Capture zones created by recovery well P-4 and PW-3 in the TOR Zone, and PW-1, P-2, and P-3 in Zone 1, are evident on Figures 3A/3B and 4A/4B, respectively. Groundwater elevations and resultant flow patterns are consistent with historical data. With the exception of PW-1, the recovery wells cycle on and off based on water level. Therefore, the water levels and apparent flow directions on Figures 3A, 3B, 4A and 4B depend on the point in the drawdown/recovery cycle when the measurement is made.

2.2 Annual List Sampling – Spring 2024 Groundwater Sampling

Spring 2024 groundwater sampling was completed April 15 through April 19, 2024. The groundwater sampling event included purging of groundwater and collection of groundwater samples from 35 monitoring wells, five recovery wells, one surface water location (quarry pond), and one equalization tank at the GRS (T-002, which receives water from the Metaullics vaults prior to treatment through the GRS) in accordance with NYSDEC-approved (October 2005, amended 2009, amended 2016) sampling program. Recovery well P-2 is typically included in the annual sampling event, but in Spring 2024, P-2 was inadvertently not sampled. This sampling event represents the “Annual Sampling” presented in the 2016 amended groundwater monitoring program (Table 1). The locations of the wells are shown in Figure 2.

Consistent with prior sampling events, groundwater samples were separated into three different groups based on historical analytical results from individual wells. The sampling groups were identified as least impacted (low), moderately impacted (medium), and most impacted (high). The wells, T-002,

and quarry pond location were sampled by group, low to high, to the extent practical. Field sampling forms for each location are included in Appendix A.

The monitoring wells were purged with a decontaminated pump or dedicated high density polyethylene (HDPE) bailer (see Table 3 for purge/sample method used for each well). During purging, field parameters including pH, specific conductivity, dissolved oxygen (DO), oxidation reduction potential (ORP), temperature, and turbidity were measured and recorded (see Table 4 for final field parameter data at the time of sample collection). Purging continued until field parameters had stabilized or the well was purged dry. After purging was completed, a groundwater sample was collected and submitted for laboratory analysis. Each of the samples was analyzed for VOCs by USEPA Method 8260D. The analytical results were provided in Eurofins Laboratories (Eurofins) report number 240-182590-1.

The six recovery well samples were collected directly from the well with an HDPE disposable bailer. Field parameters were measured immediately after sample collection (see Table 4). The samples collected from the recovery wells were analyzed for VOCs.

The VWCC T-002 sample for VOC analysis was collected directly into laboratory sample containers from a dedicated sample port located at the tank effluent valve. The sample collected from the tank was analyzed for VOCs. Field parameters were measured immediately after sample collection (see Table 4).

The quarry pond surface water sample was collected using a laboratory-cleaned, unpreserved sample container to dip into the pond surface water. The collected water was then transferred directly to the laboratory containers for VOC analysis. Field parameters were measured immediately after sample collection (see Table 4).

The groundwater, quarry pond surface water, and VWCC T-002 samples were placed in new, labeled 40-milliliter glass vials preserved with hydrochloric acid provided by the laboratory. Three sample vials were collected for each sample location for VOCs. The containers were visually inspected to confirm that they did not contain air bubbles. All samples were hand-delivered to Eurofins in Amherst, New York for VOC analysis under secure chain-of-custody (COC). Eurofins Amherst then transferred the samples to Eurofins, Barberton, Ohio, a New York State Department of Health Environmental Laboratory Approval Program-certified laboratory to perform the analyses. Analytical laboratory data reports are included in Appendix B.

Quality assurance/quality control (QA/QC) samples included trip blanks, field duplicates, and matrix spike/matrix spike duplicates (MS/MSD). Field duplicates and MS/MSD samples were collected at the rate of one per laboratory sample designation group (i.e., approximately five percent). A trip blank for VOC analysis was included with each sample cooler. QA/QC sample results are included in Appendix B.

A summary of VOC data for each sample collected during Spring 2024 is presented in Table 5. Spring 2024 TCE, cis-1,2-dichloroethene (cis-1,2-DCE), vinyl chloride, and total VOC concentration isocontours in the TOR Zone and Zone 1 (the next deeper flow zone in the Lockport Dolomite) are provided in Figure 5. TCE, cis-1,2-DCE, vinyl chloride, and total VOC concentration isocontours in Zones 2, 3, 4, and 5 (the next sequentially deeper flow zones in the Lockport Dolomite) are shown in

Figure 6[1]. Time series plots for the wells from January 2001 through Spring 2024 are presented in Appendix C.

A tabular summary of the water quality database for all Site wells and sample locations is presented in Appendix D.

[1] For Figures 5 and 6, if a field duplicate was collected at a particular location, the greater of two detected values was used in the contouring. This may result in slight differences from Appendix D historical data summaries, which lists only the original sample, not its duplicate. The summaries in Appendix D were used to develop the discussion of groundwater data in this report.

3.0 Sample Results

3.1 Quality Assurance / Quality Control Summary

Data validation was performed on a subset of the analytical results, consistent with the validation performed on prior rounds, and as previously agreed to with NYSDEC.

Forty-two groundwater samples, two field duplicates, two MS/MSD pairs, and one trip blank were collected from the Former Carborundum Sanborn Site April 15 through April 19, 2024 by AECOM and sent to Eurofins (Barberton, OH) for analysis. The samples were received by the laboratory intact, properly preserved, and under proper COC. The samples were analyzed for VOCs by USEPA Method 8260D. The analytical results were provided in Eurofins report number 240-203148-1.

In accordance with the approved groundwater monitoring program, a limited data review was performed on all samples for completeness of deliverables, and for compliance with method criteria, which includes reporting limits (RL), holding times, method blanks, surrogate recoveries, internal standard recoveries, MS/MSD recoveries, and laboratory control sample (LCS) recoveries. All samples were analyzed within holding times, with compliant surrogate, internal standard, MS/MSD, and LCS recoveries.

Several samples were only analyzed at a dilution due to the high concentration of target compounds. The RLs for the non-detect compounds are the lowest achievable at the diluted level. Results reported by the laboratory with a ‘J’ qualifier have concentrations between the method detection limit (MDL) and RL. Those results being reported from a secondary dilution (where an undiluted analysis was performed initially) have been qualified ‘D’.

The percent difference between the initial calibration and continuing calibration standards relative response factor (RRF) exceeded the QC limit of 20% and showed a low bias for vinyl chloride (VC). The LCS associated with these samples also showed a percent recovery (%R) for VC less than the lower QC limit. The results for VC in associated samples B-8M, B-52M, B-53M, B-6M, B-50M, B-7M, P-4, and B-56M were qualified ‘J’ or ‘UJ’.

The %R of VC was below the QC limit in the MSD performed on sample B-8M. The %R of trichloroethene (TCE) was below the QC limit in the MS/MSD performed on sample T-001. The results for these compounds have been qualified ‘J’ in each respective sample.

The relative percent differences between the parent sample B-18M/FD-20240417 and B-21M/FD-20240416 were acceptable (i.e., < 25%), therefore no data qualification was necessary.

The RPD of VC was greater than the QC limit in sample B-18M and its field duplicate (FD-20240417). The results for VC in both these samples were qualified ‘J.’

Results qualified ‘U’ are considered non-detect. All data are usable as reported.

3.2 Data Summary

All samples collected during the Spring 2024 sampling event were submitted to the analytical laboratory for VOCs. The Method 8260D analytical reports provided results for selected halogenated VOCs. The Spring 2024 VOC analytical results are summarized in Table 5. The analytical laboratory reports, including COC records, are presented in Appendix B. Appendix C provides concentration vs. time plots using analytical results for the sampling events from January 2001 through the Spring 2024 sampling event. The Spring 2024 VOC sample results have been incorporated into the project water quality database presented in Appendix D.

3.2.1 Groundwater Data Summary

The VOC results for this round of groundwater sampling were generally consistent with historical concentrations. In the TOR Zone and Zone 1, total concentrations of dissolved VOCs generally ranged from below the analytical detection limits to greater than 1,000 micrograms per liter (µg/L). VOC concentrations in deeper bedrock groundwater zones (Zones 2, 3, and 4) were typically orders of magnitude lower than those in the TOR Zone and bedrock Zone 1. The wells sampled from Zones 3 and 4 in Spring 2024 were generally consistent with historical results. Comments for wells where groundwater concentrations of one or more VOCs were above 1,000 micrograms per liter (µg/L) during Spring 2024 or where concentrations or trends varied from recent and historical monitoring data are provided below.

TOR and Zone 1:

- B-3M
    - TCE – The Spring 2024 TCE concentration (1,300 µg/L) increased compared to the Fall 2023 concentration (960 µg/L) but was still lower than the Spring 2023 result (2,200 µg/L), which was the highest since 1990 at this location. TCE concentrations in well B-3M have increased since October 2021. These increases may be related to water level fluctuations. This trend will continue to be monitored and evaluated.
    - Total 1,2-DCE – The Spring 2024 total 1,2-DCE concentration (1,000 µg/L) represents an increase from the 600 µg/L detected in Fall 2023. Concentrations have been elevated since October 2021 and will continue to be monitored.
    - 1,1-DCA - 1,1-Dichloroethane was detected at an estimated concentration of 43 J µg/L in Spring 2024 compared to the Fall 2023 event which was not detected (<50 µg/L).
    - Total VOCs – The Spring 2024 total VOCs (2,343 µg/L) was higher than the Fall 2023 event (1,560 µg/L) but lower than the Spring 2023 (2,993 µg/L) which was the highest result at this location since the early 1990s. Concentrations have been elevated since October 2021 and will continue to be monitored.
    - A correlation between higher water elevations and greater TCE and DCE concentrations can be seen on the time series plot in Appendix C. B-3M will continue to be monitored to see if there is a long-term trend of VOCs increasing at this location and the relationship between water elevation and concentrations.

- B-8M
    - TCE – TCE has been observed at an average concentration of approximately 21,758 µg/L since January 2013. The Spring 2024 TCE result of 17,000 µg/L is higher than the Spring 2023 result of 14,000 µg/L. This Spring 2024 result is below the long-term average.
    - Total 1,2-DCE – Total 1,2-DCE concentration in Spring 2024 of 19,000 µg/L was lower than the Spring 2023 result of 21,000 µg/L.
    - Vinyl chloride - Vinyl chloride concentration in Spring 2024 of 3,500 J µg/L was the historically highest concentration reported at this location. Vinyl chloride concentrations have slowly increased in B-8M over the last five years, while other VOCs have remained relatively stable. This trend will continue to be monitored and evaluated.
    - Total VOCs - Total VOC concentration in Spring 2024 of 39,910 µg/L was higher than the Spring 2023 result of 38,000 µg/L, but within the historical range, and has been decreasing. The average over the last decade at this location is approximately 27,356 µg/L.
- B-13M
    - TCE – The TCE concentration of 120 µg/L for Spring 2024 was higher than the Fall 2023 result of 9.5 µg/L, which was the lowest recorded since 2012. With the exception of Fall 2023, the 120 µg/L in Spring 2024 is the lowest TCE concentration observed since 2015. The average over the last decade at this location is 550 µg/L.
    - Total 1,2-DCE – Total 1,2-DCE concentration of 160 µg/L for Spring 2024 was higher than the Spring 2023 result of 66 µg/L, but lower than the 10-year average of 474 µg/L for this location.
    - Vinyl chloride - Vinyl chloride concentration in Spring 2024 of 29 µg/L was higher than the Spring 2023 result of 11 µg/L.
    - Total VOCs – Total VOC concentration of 311.7 µg/L for Spring 2024 was higher than the anomalously low Spring 2023 result of 87.8 µg/L. The average Total VOCs in B-13M over the last 10 years is 1,090 µg/L. B-13M is located adjacent to and is hydraulically controlled by recovery well P-4 and within the area of the 2021 Sequestration Pilot Study. B-13M will continue to be monitored to see if there is a continuing trend of VOCs decreasing at this location.
- B-17M
    - B-17M is located adjacent to and is hydraulically controlled by recovery well PW-1.
    - TCE – TCE concentration of 1,600 µg/L in Spring 2024 is higher than the Spring 2023 result of 780 µg/L, but well below the 10-year average of 3,677 µg/L.
    - Total 1,2-DCE – Total 1,2-DCE concentration of 1,800 µg/L is higher than the Spring 2023 result of 1,500 µg/L, but below the average over the past decade of 4,820 µg/L.
    - Vinyl chloride - Vinyl chloride concentration in Spring 2024 of 560 µg/L was lower than the Spring 2023 result of 650 µg/L and below the 10-year average of 878 µg/L.
    - Total VOCs – Total VOC concentration of 3,960 µg/L for Spring 2024 was higher than Spring 2023 result of 2.930 µg/L. The average over the last decade at this location is

approximately 9,739 µg/L. The overall trend for total VOCs in groundwater at this location is steadily decreasing.

- P-2
  - Due to a sampling crew oversight, pumping well P-2 was not sampled in April 2024. The following observations are from October 2023.
  - A strong correlation between water elevation above the top of bedrock and lower total VOC concentrations can be seen on the time series plot of P-2 in Appendix C.
  - TCE – The TCE concentration of 380 µg/L was among the lowest detected at this location over the last decade.
  - Total 1,2-DCE – Total 1,2-DCE concentration of 140 µg/L was within the historical range for this location.
  - Total VOCs – Total VOCs concentration of 1,449 µg/L was below the average over the past decade (approximately 5,100 µg/L) at this location, largely driven by TCE. As noted above, the relationship between groundwater elevation and VOCs concentrations will continue to be evaluated.
- P-4
  - TCE – TCE concentration of 3,400 µg/L was above the 10-year average (1,393 µg/L).
  - Total 1,2-DCE – Total 1,2-DCE concentration in Spring 2024 (900 µg/L) was consistent with recent results.
  - Total VOCs – Total VOCs concentration of 4,300 µg/L is the highest observed in P-4 since 2011.
- PW-1
  - PW-1 is a GWTS recovery well located south of the Metaullics facility. PW-1 typically recovers over 95% of the groundwater treated in the GWTS. VOC concentrations in PW-1 are known to be variable over time and may be related to water levels. The Spring 2024 CVOC results were significantly lower than the averages over the last 10 years
  - TCE – TCE concentration of 130 µg/L was well below the 10-year average at this location (2,586 µg/L).
  - Total 1,2-DCE – Total 1,2-DCE concentration of 120 µg/L is below the average over the past decade (550 µg/L) at this location.
  - Total VOCs – Total VOCs concentration of 254.7 µg/L was also well below the average over the past decade (3,052 µg/L) but within the older historical range observed at this location.
- PW-3
  - TCE – The Spring 2024 TCE concentration of 12,000 µg/L was the highest observed at this location and above the average over the past decade at this location (approximately 1,945 µg/L). PW-3 and the surrounding area were a subject area for two different injection pilot studies in 2018/2019 and in 2021.

- Total 1,2-DCE – The Spring 2024 total 1,2-DCE concentration of 4,700 µg/L was above the average over the past decade (1,496 µg/L) but within the older historical range observed at this location. An increase in total 1,2-DCE has been observed at this location since the completion of the PW-3 area Pilot Study in 2018/2019. The relationship between the ratio of TCE and total 1,2-DCE following the PW-3 area Pilot Study will continue to be evaluated.
- Vinyl chloride – The vinyl chloride concentration in Spring 2024 of 520 µg/L was second highest result for this location, and above the 10-year average of 248 µg/L.
- Total VOCs – Total VOCs concentration of 17,356 µg/L was the third highest observed at this location and higher than the average over the last decade (approximately 3,510 µg/L).

- PW-4
  - PW-4 is a recovery well that is no longer pumped as part of the GRS. Water levels in PW-4 are influenced by other recovery wells.
  - TCE – The Spring 2024 TCE concentration (18 µg/L) was below the average over the last decade (approximately 266 µg/L).
  - Total 1,2-DCE – Spring 2024 total 1,2-DCE concentration of 3.7 µg/L is below the average over the last decade (approximately 68 µg/L).
  - Total VOCs – Total VOCs concentration of 23.9 µg/L is below the average over the last decade (approximately 357 µg/L).
  - VOC concentrations in PW-4 have fluctuated within a range since 2009. A strong correlation between water elevation above the top of bedrock and lower total VOC concentrations can be seen on the time series plot in Appendix C.

Zone 2:

- B-46M
  - TCE – The Spring 2024 TCE concentration (8.8 µg/L) was the lowest observed at this location since 2018. Prior to 2024, TCE over the last five years (average 35.7 µg/L) has shown an increase compared to the historical average of 6.5 µg/L from 2000-2018.
  - Total 1,2-DCE – Total 1,2-DCE concentration of 200 µg/L is higher than Spring 2023 result of 78 µg/L and is the highest reported at this location.
  - Total VOCs – Total VOCs concentration of 237.8 µg/L is the highest reported at this location. B-46M will continue to be monitored to evaluate whether there is a long-term trend of VOCs increasing at this location.

- B-50M
  - TCE – The TCE concentration of 160 µg/L is higher than the Fall 2023 result of 150 µg/L and is the highest reported at this location, but is within the range of recent results. The average over the last decade at this location is 112 µg/L and has increased gradually.

- Total 1,2-DCE – Total 1,2-DCE concentration of 34 µg/L is the highest reported at this location.
- Total VOCs – Total VOC concentration of 194 µg/L for Spring 2024 was the highest reported at this location. B-50M will continue to be monitored to evaluate whether there is a long-term trend of VOCs increasing at this location.

3.2.2 VWCC T-002 Data Summary

As discussed in Section 2.2, a grab sample of purge water was collected from VWCC tank T-002. TCE concentration (2,000 J µg/L) was above the historical average (580 µg/L). The cis-1,2-DCE concentration (250 µg/L) was below the average (381 µg/L) but within the historical range (historical maximum 970 µg/L).

3.2.3 Niagara Quarry Seep and Pond Data Summary

As discussed in Section 2.2, a ponded surface water sample was collected at the Niagara Quarry. No analytes were identified above the analytical detection limits in the sample from the quarry pond. These results are consistent with historical results. In previous communications with the landowner, NYSDEC has indicated that there appears to be no health risk associated with the quarry seeps.

3.2.4 In Situ Parameter Results

Of the in-situ parameters monitored during sample collection, those most indicative of conditions conducive to anaerobic natural attenuation are DO and ORP. DO levels less than 0.5 milligrams per liter (mg/L) and ORP levels below 0.0 milliVolts (mV) are typically considered indicative of conditions conducive to anaerobic dechlorination. Of the 42 locations sampled, 17 had DO levels less than 0.5 mg/L and 13 had negative ORP values. Both of these conditions were measured in eight monitoring wells. This suggests that geochemical conditions indicative of reductive dechlorination are present in some locations at the site but are not widespread.

4.0 Summary of O&M Activity

During the reporting period, routine maintenance was conducted on the groundwater recovery and treatment system to facilitate operations. Non-routine system maintenance and repairs performed during the reporting period of January 1 through June 30, 2024, included:

- The P-2 transducer was replaced on 1/3/2024.
- Radio reset for P3 and P4 on 1/16/2024.
- The P-3 transducer was cleaned 1/16/2024.
- P-3 shutdown on 1/16/2024. A frozen hose was removed and placed in sink to thaw.
- GFCI outlet replaced in P-3, heater replaced, thawed hose reinstalled on 1/18/2024. P-3 remained off to further thaw out. Restarted on 1/19/2024 - running normal.
- PW-3 radio communication error, pump down, no power at building on 1/26/2024. Wire problem - fixed pump, back online on 2/3/2024.
- A new 2,000-pound carbon vessel was installed on 2/1/2024 by Matrix Environmental. The system was down for approximately five hours.
- The effluent tank T-802 was cleaned out. Two 55-gallon drums filled with carbon fines were staged in treatment building.
- Recovery well P-4 was offline between 2/3/2024 and 2/27/2024 due to a broken pump. A new pump was installed in P-4 on 2/27/2024.
- The pump in recovery well P-2 developed operational issues and was replaced on 2/28/2024.
- Tank 001 was pressure-washed by Sun Environmental on 3/20/2024.
- A new flow meter/totalizer was installed by Matrix on the effluent line on 4/15/24. The new flow meter was programmed and fully operational beginning 5/7/24.
- Pump replaced in Vault 3 on 5/4/2024.
- Computer issues noted on 5/15/2024, computer was not running at arrival on-site. Rexel on-site could not fix computer, but backup was created on an external hard drive on 6/26/2024. Computer was down from 5/15/2024 through the remainder of the period and was repaired in July 2024.
- Tanks T-001/T-002 - Replaced bag filters associated with VWCC portion of GRS on four occasions.
- Tanks T-801/T-802 - Replaced pre-carbon bag filters for GRS on ten occasions.
- Preformed backwash of carbon vessel(s) on three occasions.

Table 6 summarizes the GRS performance and system uptime for the period January 1 through June 30, 2024. The combined average system uptime, based on operational hours relative to total hours for the reporting period, was 93 percent.

5.0 Effluent and Permit Compliance Summary

During the period January 1 through June 30, 2024, approximately 6.7 million gallons of groundwater were recovered and treated, including water from the vaults in the Metaullics facility.

The average pumping rate from the system this period was approximately 30.4 gallons per minute. The total extracted mass of VOCs this reporting period was 223 pounds. The extracted mass was estimated using individual well pumping rates and semi-annual sampling analytical results.

Effluent samples were collected on a weekly basis at the OU1 outfall sample port (01A) inside the treatment building. Weekly sample parameters were in accordance with New York State Pollution Discharge Elimination System (SPDES) permit NY0001988. Sample analyses were performed by Eurofins Barberton, OH (all parameters except phenol and biological oxygen demand (BOD) and ALS Environmental, Rochester, NY (phenols and BOD only). Monthly discharge monitoring reports (DMR) were provided to NYSDEC in compliance with the SPDES permit. The DMRs documented the analytical results from the effluent samples. In July 2023, Elm Holdings received a Notice of Violation (NOV) from the NYSDEC Division of Water. The NOV was the result of several exceedances of the effluent limit for total lead of 25 µg/L. AECOM performed additional sampling to determine the source of the total lead exceedances. One potential source identified is the two existing 10,000-pound granular activated carbon (GAC) vessels, as it was noted that some carbon was escaping the vessels and accumulating in the effluent tank T-002. In February 2004, AECOM installed a new 2,000-pound carbon vessel in the system, bypassing the existing vessels. The total lead concentrations in the effluent samples decreased significantly following the carbon vessel installation. The effluent total lead concentrations from February through June 2024 averaged 3.8 µg/l. The results for the same period in 2023 averaged 21.3 µg/l, with two exceedances of the effluent limit.

Treated groundwater was discharged to Cayuga Creek outfall OU1 in accordance with SPDES permit NY0001988. During September 2016, AECOM prepared and submitted an application for SPDES permit renewal to NYSDEC. The permit renewal application was due 180 days prior to permit expiration, i.e., due September 30, 2016, for permit expiration of March 31, 2017. AECOM submitted the application prior to the application due date. No changes to the permit or operating conditions were requested. NYSDEC replied on October 11, 2016, stating that NYSDEC was undertaking a full technical review of the SPDES discharge to determine the need to incorporate new permit requirements under the Federal Clean Water Act. NYSDEC relayed that the current permit will remain in effect after the expiration date under the provisions of the State Administrative Procedure Act. AECOM contacted NYSDEC on September 12, 2018, to inquire as to status of renewal and NYSDEC responded that correspondence would be sent to contacts on the SPDES permit; no correspondence has been received since the October 11, 2016, letter. The permit renewal was still pending as of the end of this reporting period (June 30, 2024).

6.0 Summary and Conclusions

OM&M activities were performed in accordance with approved documents and manuals. As part of the OM&M activities this period, the Spring semi-annual (expanded annual list) groundwater sampling and routine GRS OM&M and SPDES compliance sampling were performed. The following items summarize key OM&M activities this period:

- To the extent possible, the groundwater recovery and treatment system was operated continuously throughout the reporting period. Uptime of the GRS for the period was greater than 93 percent.
- Groundwater elevations and flow paths were consistent with historical patterns.
- Operation of the GRS continued throughout the period to facilitate migration control and continuous source control within the TOR Zone and Zone 1.
- Operation of the GRS continued to maintain the capture zones in the vicinity of the extraction wells.
- Collection of water from Vaults 1 and 3 at the Metaullics facility remains operational via the VWCC system. Vault 2 was decommissioned in September 2017.
- Groundwater concentrations monitored in Spring 2024 were generally consistent with recent data, with some variability but within historical norms observed for samples in TOR/bedrock Zone 1 wells B-3M, B-8M, B-13M, B-17M, P-2, P-4, PW-1, PW-3, PW-4; bedrock Zone 2 wells B-46M, and B-50M.
- Niagara Quarry pond surface water concentrations are at non-detect levels consistent with historical results.
- Based on the data review described in this report, the laboratory analytical data are considered valid for their intended use.
- DMRs were provided to NYSDEC on a monthly basis in accordance with the SPDES permit. The discharge data were within the compliance parameters for each monthly reporting period, from January through June 2024.

The next round of semi-annual groundwater sampling will be performed in Fall 2024.

OM&M of the GRS will continue in accordance with the OM&M Plan (revised April 2015). Weekly SPDES sampling and submittal of monthly DMRs will continue in accordance with SPDES permit NY0001988.

Tables

Table 1
Groundwater Monitoring Well Network and Sampling Frequency
Former Carborundum Facility
Sanborn, New York

Well No.	Annual Sampling (Spring)	Semi-annual Sampling (Fall)	Zone Monitored
B-3M	X [Note 1]	X	TOR
B-7M	X		TOR
B-9M	X	X	TOR
B-12M	X	X	TOR
B-14M	X		TOR
PW-3	Grab	Grab	TOR
B-16M	X		TOR,1
B-6M	X	X	TOR,1
B-8M	X		TOR,1
B-10M	X		TOR,1
B-13M	X		TOR,1
B-17M	X		TOR,1
B-21M	X	X	TOR,1
B-22M	X	X	TOR,1
B-23M	X	X	TOR,1
B-24M	X		TOR,1
B-52M	X		TOR,1
P-4	Grab	Grab	TOR,1
PW-4	Grab	Grab	TOR,1
B-11M	X		1
B-28M	X	X	1
B-33M	X		1
P-2	Grab	Grab	1
P-3	Grab	Grab	1
PW-1	Grab	Grab	1
B-29M	X		1,2
B-38M	X	X	1,2
Quarry	Grab	Grab	1,2
B-39M	X		2
B-42M	X		2
B-46M	X		2
B-48M	X		2
B-50M	X	X	2
B-53M	X		2
B-56M	X		2
B-18M	X		3
B-19M	X		3
B-40M	X		3
B-43M	X		3
B-41M	X		4
B-44M	X		4
B-49M	X		4
T-002	Grab	Grab	-
	43	18	

Notes:

1. X indicates that groundwater sampling will be performed using low-flow sampling methods.
2. Groundwater levels are to be collected from all wells on a quarterly basis. All wells not shown here.
3. Well B-33M was sampled in place of B-32M (destroyed in 2018), in the Spring 2023 sampling event.

Table 2A

Quarterly Groundwater Elevation Data - 1Q24 (March 6, 2024)
Annual Sampling - Spring 2024
Former Carborundum Facility
Sanborn, New York

Monitoring Well ID	Zone Monitored[1]	1Q2024 - March 6, 2024			Remarks
		Top of Riser Elevation (ft)	Water Level (ft)	Groundwater Elevation (ft)	
P-2	1	619.67	19.52	600.15	
P-3	1	627.35	27.44	599.91	
P-4	TOR, 1	624.45	29.09	595.36	
PW-1	1	619.78	11.45	608.33	
PW-3	TOR	618.28	12.31	605.97	
PW-4	TOR, 1	620.84	7.91	612.93	
B-3M	TOR	625.59	14.69	610.90	
B-4M	TOR	622.24	19.56	602.68	Bottom 19.81
B-5M	TOR	620.83	7.62	613.21	
B-6M	TOR, 1	615.69	5.15	610.54	
B-7M	TOR	616.22	5.61	610.61	
B-8M	TOR, 1	618.57	4.92	613.65	
B-9M	TOR	623.03	8.11	614.92	
B-10M	TOR, 1	626.05	9.11	616.94	
B-11M	1	622.81	9.1	613.71	
B-12M	TOR	622.17	10.84	611.33	
B-13M	TOR, 1	626.70	20.04	606.66	
B-14M	TOR	618.25	5.03	613.22	
B-15M	TOR, 1	623.98	8.45	615.53	
B-16M	TOR, 1	624.31	10.84	613.47	
B-17M	TOR, 1	622.07	10.43	611.64	
B-18M	3	618.69	6.65	612.04	
B-19M	3	626.01	18.13	607.88	
B-20M	3	615.32	6.51	608.81	
B-21M	TOR, 1	622.56	9.19	613.37	
B-22M	TOR, 1	622.29	24.1	598.19	
B-23M	TOR, 1	617.71	21.88	595.83	
B-24M	TOR, 1	617.24	10.13	607.11	
B-25M	TOR	619.31	10.08	609.23	
B-26M	TOR, 1	618.06	8.03	610.03	
B-27M	TOR, 1	626.04	13.02	613.02	
B-28M	1	622.62	19.76	602.86	
B-29M	1, 2	618.31	25.92	592.39	
B-31M	3	613.78	7.14	606.64	
B-33M	1	612.43	20.57	591.86	
B-37M	TOR	616.90	4.75	612.15	
B-38M	1 2	609.81	26.88	582.93	
B-39M	2	626.12	12.68	613.44	
B-40M	3	626.23	13.72	612.51	
B-41M	4	626.31	14.8	611.51	
B-42M	2	623.76	10.53	613.23	
B-43M	3	623.64	12.71	610.93	
B-44M	4	623.29	14.04	609.25	
B-45M	1	612.12	18.71	593.41	Concrete Cracked
B-46M	2	613.46	20.55	592.91	
B-48M	2	625.40	12.44	612.96	
B-49M	4	625.56	21.28	604.28	
B-50M	2	616.47	6.31	610.16	
B-51M	4	616.48	NM	NA	blockage at 2' below inner casing
B-52M	TOR, 1	616.26	6.15	610.11	
B-53M	2	616.14	6.06	610.08	
B-54M	4	616.00	6.17	609.83	
B-55M	5	615.59	21.22	594.37	
B-56M	2	617.78	22.1	595.68	
B-57M	2	617.80	23.81	593.99	
B-58M	3	617.99	21.3	596.69	
B-59M	4	625.53	16.13	609.40	
B-60M	3	625.67	12.51	613.16	
B-61M	2	625.72	11.78	613.94	
B-62M	5	624.14	3.02	621.12	flooded
B-63M	1	624.04	10.25	613.79	
B-64M	2	624.05	10.41	613.64	
B-65M	3	623.98	9.93	614.05	
B-66M	2	625.54	11.64	613.90	
B-67M	1	625.59	11.31	614.28	

Notes:
1. Zone monitored indicates bedrock zone monitored, top of rock (TOR), 1, 2, 3, 4, or 5.
NM - not measured
NA - not applicable
ft - feet

Table 2B

Quarterly Groundwater Elevation Data - 2Q243 (July 1, 2024)
Former Carborundum Facility
Sanborn, New York

Monitoring Well ID	Zone Monitored[1]	2Q2024 - July 1, 2024			Remarks
		Top of Riser Elevation (ft)	Water Level (ft)	Groundwater Elevation (ft)	
P-2	1	619.67	21.06	598.61	
P-3	1	627.35	29.31	598.04	
P-4	TOR, 1	624.45	27.25	597.20	
PW-1	1	619.78	13.81	605.97	
PW-3	TOR	618.28	11.76	606.52	
PW-4	TOR, 1	620.84	10.71	610.13	
B-3M	TOR	625.59	16.55	609.04	
B-4M	TOR	622.24	20.71	601.53	
B-5M	TOR	620.83	10.44	610.39	
B-6M	TOR, 1	615.69	5.75	609.94	
B-7M	TOR	616.22	8.23	607.99	
B-8M	TOR, 1	618.57	6.59	611.98	
B-9M	TOR	623.03	10.14	612.89	
B-10M	TOR, 1	626.05	11.21	614.84	
B-11M	1	622.81	10.26	612.55	
B-12M	TOR	622.17	12.88	609.29	
B-13M	TOR, 1	626.70	21.39	605.31	
B-14M	TOR	618.25	5.67	612.58	
B-15M	TOR, 1	623.98	10.91	613.07	
B-16M	TOR, 1	624.31	15.55	608.76	
B-17M	TOR, 1	622.07	12.25	609.82	
B-18M	3	618.69	8.97	609.72	
B-19M	3	626.01	20.35	605.66	
B-20M	3	615.32	6.80	608.52	
B-21M	TOR, 1	622.56	11.78	610.78	
B-22M	TOR, 1	622.29	24.85	597.44	
B-23M	TOR, 1	617.71	22.87	594.84	
B-24M	TOR, 1	617.24	12.60	604.64	
B-25M	TOR	619.31	12.80	606.51	
B-26M	TOR, 1	618.06	10.52	607.54	
B-27M	TOR, 1	626.04	15.68	610.36	
B-28M	1	622.62	19.70	602.92	
B-29M	1, 2	618.31	26.65	591.66	
B-31M	3	613.78	8.70	605.08	
B-33M	1	612.43	20.57	591.86	
B-37M	TOR	616.90	5.04	611.86	
B-38M	1 2	609.81	27.44	582.37	
B-39M	2	626.12	14.48	611.64	
B-40M	3	626.23	16.30	609.93	
B-41M	4	626.31	17.27	609.04	
B-42M	2	623.76	13.33	610.43	
B-43M	3	623.64	15.10	608.54	
B-44M	4	623.29	16.37	606.92	
B-45M	1	612.12	19.95	592.17	
B-46M	2	613.46	21.40	592.06	
B-48M	2	625.40	15.18	610.22	
B-49M	4	625.56	23.30	602.26	
B-50M	2	616.47	8.87	607.60	
B-51M	4	616.48	NM	NA	blockage at 2' below inner casing
B-52M	TOR, 1	616.26	8.68	607.58	
B-53M	2	616.14	8.61	607.53	
B-54M	4	616.00	6.57	609.43	
B-55M	5	615.59	24.17	591.42	
B-56M	2	617.78	23.16	594.62	
B-57M	2	617.80	24.72	593.08	
B-58M	3	617.99	22.70	595.29	
B-59M	4	625.53	18.38	607.15	
B-60M	3	625.67	15.28	610.39	
B-61M	2	625.72	14.65	611.07	
B-62M	5	624.14	5.95	618.19	
B-63M	1	624.04	13.10	610.94	
B-64M	2	624.05	13.35	610.70	
B-65M	3	623.98	13.64	610.34	
B-66M	2	625.54	14.49	611.05	
B-67M	1	625.59	13.90	611.69	

Notes:
1. Zone monitored indicates bedrock zone monitored, top of rock (TOR), 1, 2, 3, 4, or 5.
NM - not measured
NA - not applicable
ft - feet

Table 3

Groundwater Sampling Purge Data
Annual Sampling - Spring 2024
Former Carborundum Facility
Wheatfield, New York

Monitoring Well ID	Date	Sample Time	Initial Water Level (ft)	Measured Well Bottom (ft)	Water Column Height (ft)	One Well volume (gal)	Total Volume Purged (gal)	Purge/Sample Code	Comments
P-2	NM								Pumping well
P-3	4/17/2024	13:05	27.08	33.00	5.92	15.5	NA	3	Pumping well
P-4	4/17/2024	12:50	28.11	33.25	5.14	21.0	NA	3	Pumping well
PW-1	4/17/2024	13:20	8.22	33.65	25.43	149.4	NA	3	Pumping well
PW-3	4/17/2024	11:04	13.13	18.20	5.07	7.5	NA	3	Pumping well
PW-4	4/19/2024	13:30	6.81	33.40	26.59	39.1	NA	3	Pumping well
B-3M	4/17/2024	16:10	11.48	25.15	13.67	2.3	1.5	2	
B-6M	4/18/2024	10:20	2.66	19.35	16.69	2.8	1.5	2	
B-7M	4/18/2024	11:55	2.81	18.96	16.15	2.7	1.5	2	
B-8M	4/17/2024	9:05	3.05	17.91	14.86	2.5	2.4	2	MS/MSD
B-9M	4/19/2024	17:00	5.23	21.35	16.12	2.7	1.9	2	
B-10M	4/17/2024	12:50	5.73	28.10	22.37	3.8	1.5	2	
B-11M	4/17/2024	11:15	7.14	13.96	6.82	1.2	2.5	2	
B-12M	4/18/2024	12:40	7.55	17.88	10.33	1.5	1.6	2	
B-13M	4/18/2024	16:00	16.55	36.25	19.70	3.3	1.5	2	
B-14M	4/17/2024	10:35	2.79	15.97	13.18	2.2	1.5	2	
B-16M	4/17/2024	12:00	7.54	24.60	17.06	2.9	1	2	
B-17M	4/19/2024	11:50	6.98	26.19	19.21	3.3	2.5	2	
B-18M	4/17/2024	9:45	3.51	50.60	47.09	8.0	3.5	2	FD-20240417
B-19M	4/18/2024	15:30	14.79	26.29	11.50	2.0	1.5	2	
B-21M	4/16/2024	11:00	5.78	26.46	20.68	3.5	2.5	2	FD-20240416
B-22M	4/16/2024	11:53	16.40	36.08	19.68	3.3	2.5	2	
B-23M	4/16/2024	15:00	15.59	31.87	16.28	2.5	2.7	2	
B-24M	4/16/2024	16:30	6.62	26.85	20.23	3.4	3.3	2	
B-28M	4/16/2024	12:55	16.60	33.20	16.60	2.8	2.7	3	
B-29M	4/16/2024	14:10	21.57	38.65	17.08	2.8	2.8	4	High Iron Bacteria
B-33M	4/19/2024	12:40	16.52	26.75	10.23	1.7	2.5	2	
B-38M	4/16/2024	9:30	25.87	41.29	15.42	2.51	4	4	1 well volume: 2.51
B-39M	4/17/2024	15:30	9.31	44.22	34.91	5.9	2	2	
B-40M	4/17/2024	14:50	11.31	58.12	46.81	8.0	2.5	2	
B-41M	4/17/2024	14:05	11.63	72.81	61.18	10.4	2.5	2	
B-42M	4/19/2024	9:50	7.35	45.62	38.27	6.5	2	2	
B-43M	4/19/2024	10:30	9.40	59.08	49.68	8.4	2.5	2	
B-44M	4/19/2024	11:10	10.76	76.58	65.82	11.2	2.5	2	
B-46M	4/16/2024	17:15	15.11	29.90	14.79	2.5	2	2	
B-48M	4/18/2024	14:45	9.06	47.09	38.03	6.5	1.45	2	
B-49M	4/18/2024	14:10	17.81	82.70	64.89	11.0	1.5	2	
B-50M	4/18/2024	10:55	3.59	36.00	32.41	5.5	1.5	2	
B-52M	4/18/2024	9:10	3.40	22.55	19.15	3.3	1.5	2	
B-53M	4/18/2024	9:35	3.29	33.46	30.17	5.1	3	1.5	
B-56M	4/16/2024	15:45	16.94	39.80	22.86	3.9	3.7	2	
Tank-002	4/19/2024	13:10	NA	NA	NA	NA	NA	1	Equalization tank
QUARRY	4/15/2024	15:20	#N/A	NA	NA	NA	NA	5	

Notes:

Purge codes:
1 - Sample port purged prior to sampling.
2 - Peristaltic pump.
3 - Disposable polyethylene bailer.
4 - Bladder pump with flow through cell.
5 - Surface water grab sample.

gal - gallons
NA - Not applicable
NM - Not measured

ft - feet
MS/MSD - matrix spike/matrix spike duplicate collected

Table 4

Groundwater Sampling Field Parameter Data
Annual Sampling - Spring 2024
Former Carborundum Company
Wheatfield, New York

Monitoring Well ID	Date	Sample Time	Temperature (deg C)	Specific Conductance (mS/cm)	Dissolved Oyxgen (mg/L)	pH (standard units)	Oxidation Reduction Potential (mV)	Turbidity (NTU)	Comments
P-2	NM								Pumping well
P-3	4/17/2024	13:05	10.9	1.244	5.20	7.29	77.2	2.8	Pumping well
P-4	4/17/2024	12:50	10.4	1.231	8.15	7.33	68.6	20.12	Pumping well
PW-1	4/17/2024	13:20	11.2	0.455	8.38	7.45	48.7	2.89	Pumping well
PW-3	4/17/2024	11:04	11.1	3.111	3.34	7.11	47.1	12.05	Pumping well
PW-4	4/19/2024	13:30	11.9	0.869	1.85	7.19	26.7	1.42	Pumping well
B-3M	4/17/2024	16:10	10.0	2.524	0.54	7.22	-12.6	40.21	
B-6M	4/18/2024	10:20	8.5	1.312	-0.07	7.18	107.2	43.05	
B-7M	4/18/2024	11:55	9.1	0.874	0.01	7.10	112.1	183.60	
B-8M	4/17/2024	9:05	9.0	2.273	-0.05	7.54	62.8	166.15	MS/MSD
B-9M	4/19/2024	17:00	8.1	0.616	0.00	7.22	-13.6	28.11	
B-10M	4/17/2024	12:50	9.8	2.398	1.24	7.05	153.9	24.44	
B-11M	4/17/2024	11:15	9.3	2.961	3.66	7.03	119.4	4.44	
B-12M	4/18/2024	12:40	9.0	0.610	0.00	6.94	107.2	2.60	
B-13M	4/18/2024	16:00	10.2	0.878	2.60	7.38	-216.1	28.72	
B-14M	4/17/2024	10:35	8.7	0.828	1.33	7.09	91.0	39.20	
B-16M	4/17/2024	12:00	9.0	0.870	9.09	7.73	112.5	8.36	
B-17M	4/19/2024	11:50	10.6	0.724	-0.06	7.34	-255.0	154.77	
B-18M	4/17/2024	9:45	10.4	1.045	-0.02	7.14	52.3	28.10	FD-20240417
B-19M	4/18/2024	15:30	10.3	1.867	-0.01	7.42	-267.8	335.05	
B-21M	4/16/2024	11:00	11.2	1.136	0.06	7.08	188.6	41.55	FD-20240416
B-22M	4/16/2024	11:53	11.7	1.111	4.25	7.18	198.2	20.22	
B-23M	4/16/2024	15:00	10.6	0.946	2.80	7.16	220.1	205.92	
B-24M	4/16/2024	16:30	9.6	0.898	0.02	7.06	16.4	84.71	
B-28M	4/16/2024	12:55	11.1	0.732	0.83	7.24	196.6	126.73	Began Purge @ 12:11
B-29M	4/16/2024	14:10	11.4	1.533	0.33	7.11	218.7	27.26	High Iron Bacteria
B-33M	4/19/2024	12:40	10.2	1.071	0.03	7.25	-158.8	236.48	
B-38M	4/16/2024	9:30	10.0	1.312	0.80	7.08	147.6	9.71	1 well volume: 2.51
B-39M	4/17/2024	15:30	10.5	1.227	0.04	7.16	-52.3	17.86	
B-40M	4/17/2024	14:50	10.9	1.425	-0.04	7.33	-60.4	16.63	
B-41M	4/17/2024	14:05	11.0	1.063	0.06	7.16	138.9	28.38	
B-42M	4/19/2024	9:50	10.7	0.878	0.05	7.16	141.9	142.00	
B-43M	4/19/2024	10:30	11.1	1.649	0.01	7.48	-124.4	48.21	
B-44M	4/19/2024	11:10	11.3	2.575	-0.09	8.03	-340.2	3.58	
B-46M	4/16/2024	17:15	10.2	0.993	0.31	7.06	86.6	38.65	
B-48M	4/18/2024	14:45	9.7	0.849	3.20	7.68	-194.6	251.55	
B-49M	4/18/2024	14:10	10.1	2.598	-0.04	7.31	-297.5	128.86	
B-50M	4/18/2024	10:55	9.3	0.864	-0.08	7.04	113.4	28.04	
B-52M	4/18/2024	9:10	8.1	1.191	0.01	7.02	109.5	0.83	
B-53M	4/18/2024	9:35	8.7	0.870	0.05	7.07	125.4	11.58	
B-56M	4/16/2024	15:45	10.4	1.440	0.19	7.03	-47.0	174.45	
Tank-002	4/19/2024	13:10	14.4	2.374	8.74	7.57	42.2	4.41	Equalization tank
QUARRY	4/15/2024	15:20	15.6	1.175	11.21	8.43	97.2	10.02	Pond sample

Notes:
deg C - degrees Celcius
mS/cm - milliSiemens per centimeter
mg/L - milligrams per Liter
mV - milliVolts
NTU - nephelometric turbidity unit
NA - not applicable
NM - Due to an oversight, pumping well P-2 was not sampled.

Table 5

Summary of Analytical Results
Annual Sampling - Spring 2024
Former Carborundum Facility
Sanborn, New York

Well ID	Lab Sample ID	Sample Date	Carbon tetrachloride (µg/L)	Chloroform (µg/L)	1,1-Dichloroethane (µg/L)	1,1-Dichloroethene (µg/L)	Methylene chloride (µg/L)	trans-1,2-Dichloroethene (µg/L)	cis-1,2-Dichloroethene (µg/L)	1,1,1-Trichloroethane (µg/L)	Trichloroethene (µg/L)	Tetrachloroethene (µg/L)	Vinyl chloride (µg/L)
		Criteria (1)	5.0	7.0	5.0	5.0	5.0	5.0	5.0	5.0	5.0	5.0	2.0
B- 3M	240-203148-23	4/17/2024	ND	ND	43 J	ND	ND	ND	1000	ND	1300	ND	ND
B- 6M	240-203148-30	4/18/2024	ND	ND	ND	ND	ND	0.78 J	20	ND	170	ND	ND
B- 7M	240-203148-32	4/18/2024	ND	ND	ND	ND	ND	ND	1.2	ND	3.3	ND	ND
B- 8M	240-203148-13	4/17/2024	ND	ND	ND	160 J	ND	250	19000	ND	17000	ND	3500 J
B- 9M	240-203148-12	4/17/2024	ND	ND	ND	ND	ND	ND	1.1	ND	ND	ND	ND
B-10M	240-203148-19	4/17/2024	ND	ND	ND	ND	ND	ND	0.77 J	1.4	8.8	ND	ND
B-11M	240-203148-17	4/17/2024	ND	ND	ND	ND	ND	ND	13	ND	160	8.8	ND
B-12M	240-203148-33	4/18/2024	ND	ND	ND	ND	ND	ND	12	ND	79	ND	ND
B-13M	240-203148-37	4/18/2024	ND	ND	2.7 J	ND	ND	ND	160	ND	120	ND	29
B-14M	240-203148-16	4/17/2024	ND	ND	ND	ND	ND	ND	5	ND	52	0.89 J	ND
B-16M	240-203148-18	4/17/2024	ND	ND	ND	ND	ND	ND	ND	ND	ND	ND	ND
B-17M	240-203148-41	4/19/2024	ND	ND	ND	ND	ND	ND	1800	ND	1600	ND	560
B-18M	240-203148-15	4/17/2024	ND	ND	ND	ND	ND	ND	110	ND	ND	ND	21 J
B-18M (FD-20240417)	240-203148-14	4/17/2024	ND	ND	ND	ND	ND	0.61 J	95	ND	ND	ND	13 J
B-19M	240-203148-36	4/18/2024	ND	ND	ND	ND	ND	ND	2.2	ND	ND	ND	1.1
B-21M	240-203148-3	4/16/2024	ND	ND	ND	ND	ND	ND	ND	ND	ND	ND	ND
B-21M (FD-20240416)	240-203148-4	4/16/2024	ND	ND	ND	ND	ND	ND	ND	ND	ND	ND	ND
B-22M	240-203148-5	4/16/2024	ND	ND	0.98 J	ND	ND	1.9	57	ND	32	ND	ND
B-23M	240-203148-8	4/16/2024	ND	ND	ND	ND	ND	ND	120	ND	8.1	ND	62
B-24M	240-203148-10	4/16/2024	ND	ND	ND	ND	ND	ND	1.2	ND	5.2	ND	ND
B-28M	240-203148-6	4/16/2024	ND	ND	ND	ND	ND	ND	ND	ND	ND	ND	ND
B-29M	240-203148-7	4/16/2024	ND	ND	ND	ND	ND	ND	ND	ND	ND	ND	ND
B-33M	240-203148-42	4/19/2024	ND	ND	ND	ND	ND	ND	11	ND	2	ND	3.8
B-38M	240-203148-2	4/16/2024	ND	ND	ND	ND	ND	ND	ND	ND	ND	ND	ND
B-39M	240-203148-22	4/17/2024	ND	ND	ND	ND	ND	ND	1.8	ND	4.2	ND	ND
B-40M	240-203148-21	4/17/2024	ND	ND	ND	ND	ND	ND	3.3	ND	1.1	ND	ND
B-41M	240-203148-20	4/17/2024	ND	ND	ND	ND	ND	ND	7	ND	ND	ND	2.3
B-42M	240-203148-38	4/19/2024	ND	ND	ND	ND	ND	0.67 J	5.5	ND	3.5	ND	ND
B-43M	240-203148-39	4/19/2024	ND	ND	ND	ND	ND	ND	3.1	ND	ND	ND	4.8
B-44M	240-203148-40	4/19/2024	ND	ND	1.7	ND	ND	ND	2.4	ND	0.52 J	ND	ND
B-46M	240-203148-11	4/16/2024	ND	ND	ND	ND	ND	3 J	200	ND	8.8	ND	26
B-48M	240-203148-35	4/18/2024	ND	ND	ND	ND	ND	ND	ND	ND	0.46 J	ND	ND
B-49M	240-203148-34	4/18/2024	ND	ND	ND	ND	ND	ND	0.62 J	ND	ND	ND	ND
B-50M	240-203148-31	4/18/2024	ND	ND	ND	ND	ND	ND	34	ND	160	ND	ND
B-52M	240-203148-28	4/18/2024	ND	ND	ND	ND	ND	ND	0.57 J	ND	0.82 J	ND	ND
B-53M	240-203148-29	4/18/2024	ND	ND	ND	ND	ND	ND	1.8	ND	4	ND	ND
B-56M	240-203148-9	4/16/2024	ND	ND	ND	ND	ND	ND	3.1	ND	5.6	ND	ND
FIELDQC	240-203148-45	4/19/2024	ND	ND	ND	ND	ND	ND	ND	ND	ND	ND	ND
P- 3	240-203148-25	4/17/2024	ND	ND	ND	ND	ND	2	24	ND	1.2	ND	3.1
P- 4	240-203148-26	4/17/2024	ND	ND	ND	ND	ND	ND	900	ND	3400	ND	ND
PW- 1	240-203148-24	4/17/2024	ND	ND	ND	ND	ND	ND	120	ND	130	ND	4.7
PW- 3	240-203148-27	4/17/2024	ND	ND	ND	65	ND	71	4700	ND	12000	ND	520
PW- 4	240-203148-44	4/19/2024	ND	ND	ND	ND	ND	ND	3.7	2.2	18	ND	ND
QUARRY POND	240-203148-1	4/15/2024	ND	ND	ND	ND	ND	ND	ND	ND	ND	ND	ND
T-002	240-203148-43	4/19/2024	ND	ND	0.92 J	1.5	ND	3.7	250	2	2000 J	14	0.53 J

Notes:
(1) NYSDEC TOGS (1.1.1), Ambient Water Quality Standars and Guidance Vlaues and Groundwater Effluent Limitations, April 2000, Class GA.
µg/L - microgram per liter
BOLD - detected above criteria.
J - Result is less than the RL but greater than or equal to the MDL and the concentration is an approximate value.
D - Result reported from a secondary dilution.
ND - not detected
FD - Field Duplicate

Table 6

Groundwater Remediation System Performance Summary
Former Carborundum Facility
Sanborn, New York

Well	Category	Units	January 2024	February 2024	March 2024	April 2024	May 2024	June 2024	Annual 2024
		Days	31	29	31	30	31	30	182 of 366
P-2									
	Uptime	(%)	100%	99%	100%	100%	100%	100%	100%
	Average Flow	(gpm)	1.1	0.7	0.7	1.0	1.0	0.8	0.9
	Total Flow	(gal)	46,901	30,578	32,017	43,350	45,388	32,406	230,640
	VOC Concentration	(ppb)	8,950	8,950	8,950	8,950	8,950	8,950	NA
	Total Contaminant removed	(lbs)	3.5	2.3	2.4	3.2	3.4	2.4	14.8
	% of Total Flow		2.80%	2.60%	2.86%	3.85%	3.19%	3.18%	3.06%
P-3									
	Uptime	(%)	98%	99%	100%	100%	100%	100%	100%
	Average Flow	(gpm)	0.042	0.034	0.029	0.029	0.037	0.024	0.034
	Total Flow	(gal)	1,875	1,435	1,284	1,242	1,664	1,031	8,531
	VOC Concentration	(ppb)	29	30.3	30.3	30.3	30.3	30.3	NA
	Total Contaminant removed	(lbs)	0.0005	0.0004	0.0003	0.0003	0.0004	0.0003	0.0019
	% of Total Flow		0.11%	0.12%	0.11%	0.11%	0.12%	0.10%	0.12%
P-4									
	Uptime	(%)	100%	0%	100%	100%	100%	100%	83%
	Average Flow	(gpm)	0.69	0.00	0.11	0.31	0.17	0.07	0.25
	Total Flow	(gal)	30,730	0	4,688	13,584	7,368	3,071	59,441
	VOC Concentration	(ppb)	3,236	4,300	4,300	4,300	4,300	4,300	NA
	Total Contaminant removed	(lbs)	0.8	0.0	0.2	0.5	0.3	0.1	1.7
	% of Total Flow		1.84%	0.00%	0.42%	1.21%	0.52%	0.30%	0.80%
PW-1									
	Uptime	(%)	100%	99%	100%	100%	100%	100%	100%
	Average Flow	(gpm)	35.7	27.4	24.2	24.7	30.6	22.7	28.5
	Total Flow	(gal)	1,591,622	1,143,187	1,079,442	1,064,886	1,365,327	980,700	7,225,164
	VOC Concentration	(ppb)	14,500	254.7	254.7	254.7	254.7	254.7	NA
	Total Contaminant removed	(lbs)	192.5	2.4	2.3	2.3	2.9	2.1	202.4
	% of Total Flow		95.08%	97.06%	96.41%	94.61%	95.98%	96.25%	95.83%
PW-3									
	Uptime	(%)	97%	99%	100%	100%	100%	100%	99%
	Average Flow	(gpm)	0.06	0.06	0.05	0.06	0.06	0.04	0.06
	Total Flow	(gal)	2,887	2,581	2,169	2,456	2,805	1,661	14,559
	VOC Concentration	(ppb)	3,530	17,356	17,356	17,356	17,356	17,356	NA
	Total Contaminant removed	(lbs)	0.1	0.4	0.3	0.4	0.4	0.2	1.5
	% of Total Flow		0.17%	0.22%	0.19%	0.22%	0.20%	0.16%	0.20%
Vaults (T-002)									
	Uptime	(%)	99%	99%	99%	99%	99%	99%	99%
	Average Flow	(gpm)	0.67	0.72	0.67	0.69	0.67	0.69	0.69
	Total Flow	(gal)	30,000	30,000	30,000	30,000	30,000	30,000	180,000
	VOC Concentration	(ppb)	1,519.4	2,271.2	2,271.2	2,271.2	2,271.2	2,271.2	NA
	Total Contaminant removed	(lbs)	0.4	0.6	0.6	0.6	0.6	0.6	2.7
	% of Total Flow		1.79%	2.55%	2.68%	2.67%	2.11%	2.94%	2.36%
Well Head									
	Average Flow	(gpm)	38	28	25	26	32	24	30
	Total Flow-Well heads	(gal)	1,674,015	1,177,781	1,119,600	1,125,518	1,422,552	1,018,869	6,519,466
Groundwater Remediation System Total									
	Uptime	(%)	99%	83%	100%	100%	100%	100%	96%
	Average Flow	(gpm)	38.2	28.9	25.8	26.7	32.5	24.3	30.4
	Total Flow	(gal)	1,704,015	1,207,781	1,149,600	1,155,518	1,452,552	1,048,869	6,669,466
	VOCs to Influent	(ppm)	31.8	33.2	33.2	33.2	33.2	33.2	33
	Total Contaminant Removed	(lbs)	197.3	5.7	5.7	6.9	7.5	5.4	223.1

Notes:

1. Uptime estimated and reflects potential uptime.
3. Flow rates are estimated throughout the period due to meter malfunctions.
4. VOC Concentration (see above) equals the sum of the chlorinated compounds.
5. Mass removed is based on the percentage of flow and concentrations of VOCs at the pumping wells.
6. Vault (T-002) Total Flow volumes are an estimated values due to the failure of the flow meter.

gpm: Gallons per minute
gal: Gallons
ppm: Parts per million
lbs: Pounds

Figures

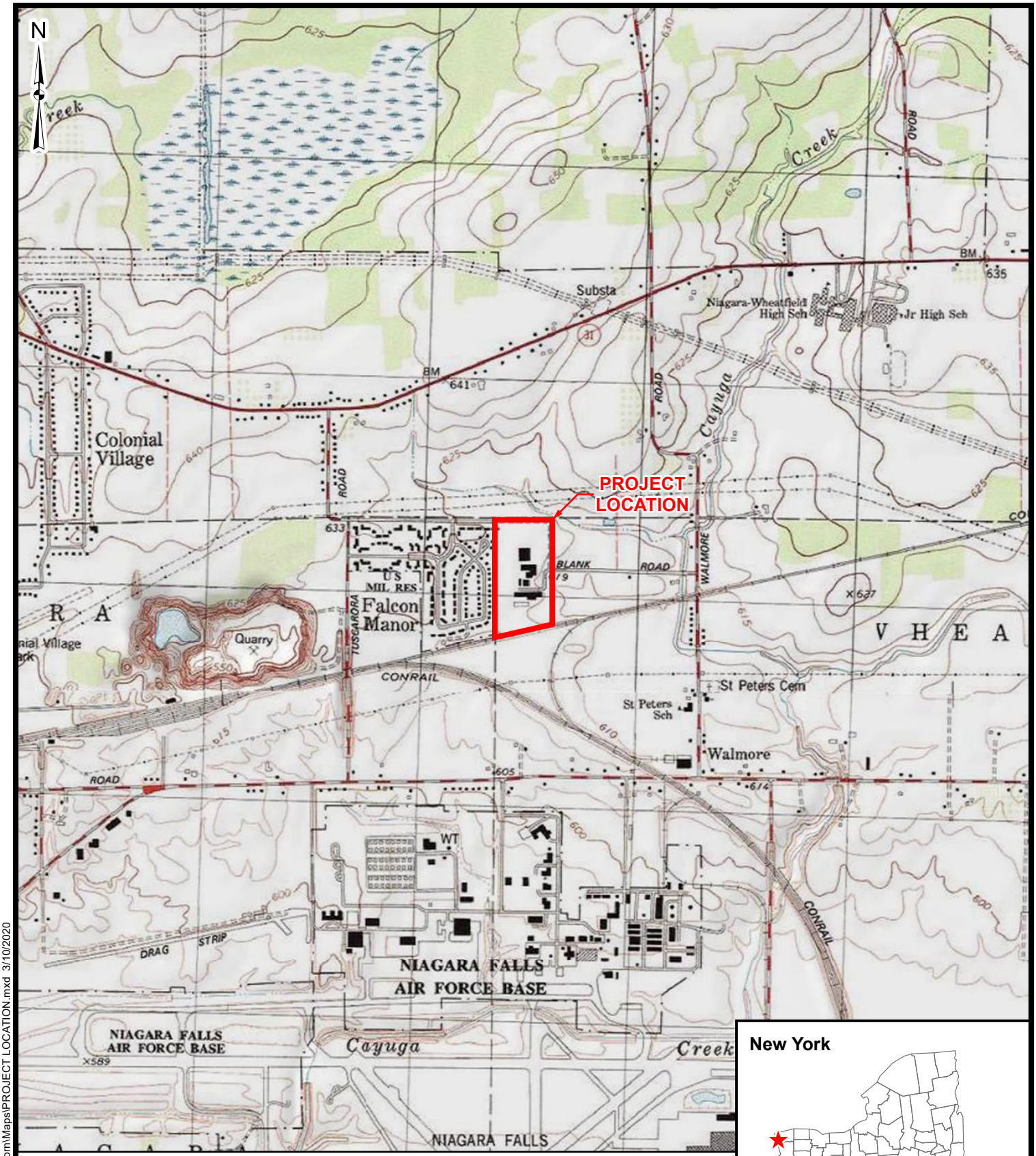

Source: USA Topo Maps, ESRI Map Service;
1:24,000-scale USGS Topographic Map,
Ransomville, 1996
Tonawanda West, 1996

2,000 0 2,000 Feet

AECOM

FORMER CARBORUNDUM FACILITY
SANBORN, NEW YORK
PROJECT LOCATION PLAN

FIGURE 1

J:\Projects\60481767_BPIP\MISC\GIS\Sanborn\Maps\PROJECT LOCATION.mxd 3/10/2020

Legend

- Monitoring Well
- Monitoring Well (Abandoned)
- Recovery Well
- Recovery Well (Abandoned)

Source: ESRI World Imagery

500 0 500 Feet

FORMER CARBORUNDUM FACILITY
SANBORN, NEW YORK
SITE PLAN

AECOM

FIGURE 2

J:\Projects\60481767_BPIPO\MISC\GIS\Sanborn\Maps\2019\SITE PLAN.mxd 3/10/2020

N
BLANK RD
TINDALE LN
TUSCARORA RD
CORY DR
B-15M, 615.53
B-16M, 613.47
B-10M, 616.94
B-14M, 613.22
B- 7M, 610.61
B-9M, 614.92
PW-3, 605.97
B-21M, 613.37
B- 8M, 613.65
PW- 4, 612.93
B- 3M, 610.90
B-37M, 612.15
B-27M, 613.02
B-17M, 611.64
B-52M, 610.11
B- 6M, 610.54
B-12M, 611.33
B-22M, 598.19
P- 4, 595.36
B-13M, 606.66
B- 5M, 613.21
B- 4M, 602.68
B-23M, 595.83
B-25M, 609.23
B-26M, 610.03
B-24M, 607.11
610
608
606
616
614
612
604
602
600
598
596
Legend
Monitoring Well
Recovery Well
Groundwater Flow Direction
Groundwater Elevation Contour
Source: ESRI World Imagery
300
0
300 Feet
FORMER CARBORUNDUM FACILITY
SANBORN, NEW YORK
GROUNDWATER ELEVATIONS
TOP OF ROCK
(MARCH 6, 2024)
AECOM
FIGURE 3A
C:\Users\KulkarniM2\Documents\ISO Sanborn\GIS\Sanborn - Copy\Maps\2024\Q1\GROUNDWATER CONTOURS - TOR.mxd 6/14/2024

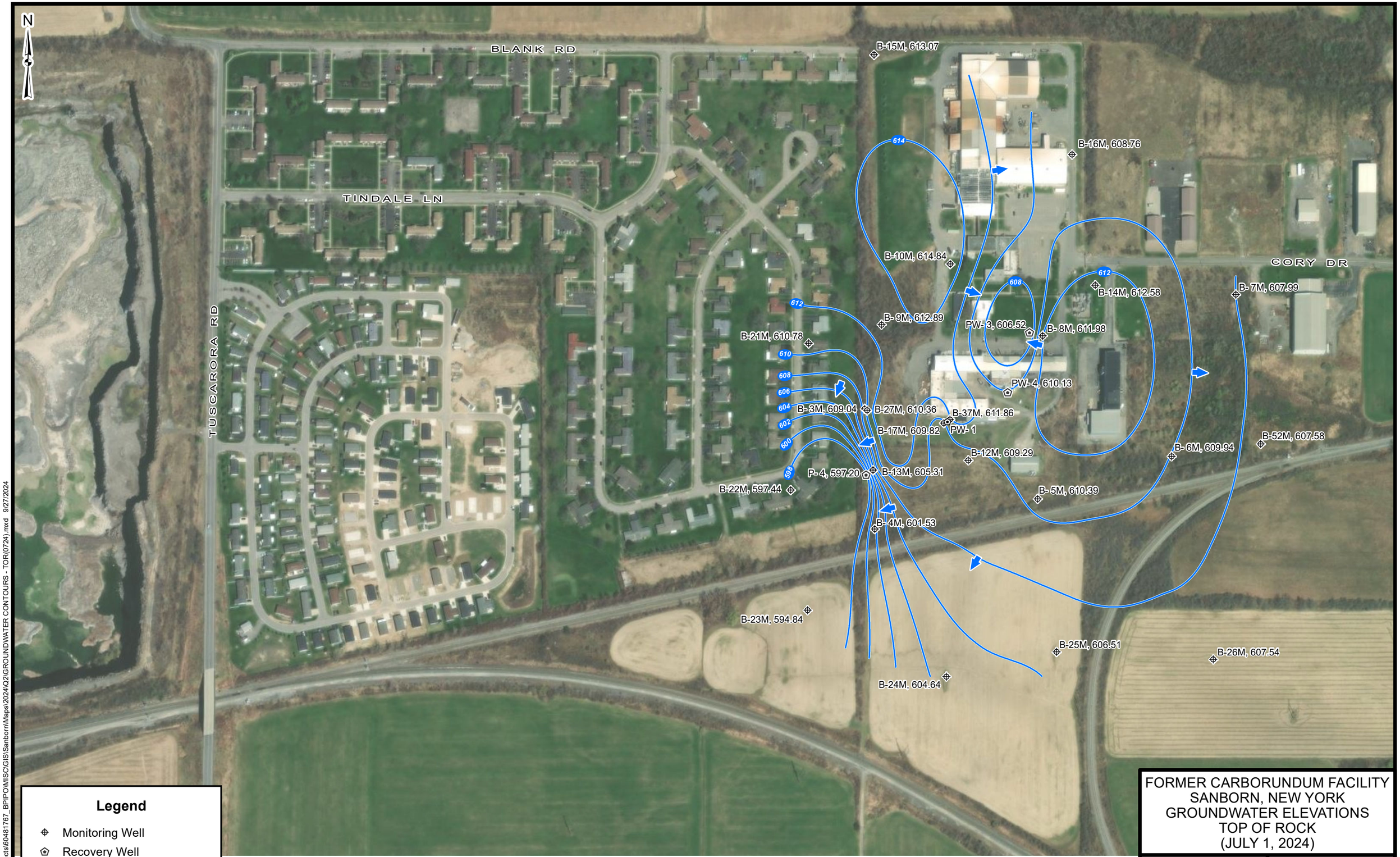
N
BLANK RD
TINDALE LN
TUSCARORA RD
CORY DR
B-15M, 613.07
B-16M, 608.76
B-10M, 614.84
B-14M, 612.58
B- 7M, 607.99
B- 9M, 612.89
PW- 3, 606.52
B- 8M, 611.98
B-21M, 610.78
PW- 4, 610.13
B- 3M, 609.04
B-27M, 610.36
B-37M, 611.86
PW- 1
B-17M, 609.82
B-52M, 607.58
B-12M, 609.29
B- 6M, 609.94
P- 4, 597.20
B-13M, 605.31
B-22M, 597.44
B- 5M, 610.39
B- 4M, 601.53
B-23M, 594.84
B-25M, 606.51
B-26M, 607.54
B-24M, 604.64
614
612
610
608
606
604
602
600
598
Legend
Monitoring Well
Recovery Well
Groundwater Flow Direction
Source: ESRI World Imagery
300
0
300 Feet
FORMER CARBORUNDUM FACILITY
SANBORN, NEW YORK
GROUNDWATER ELEVATIONS
TOP OF ROCK
(JULY 1, 2024)
AECOM
FIGURE 3B
L:\DCS\Projects\60481767_BPIPO\MISC\GIS\Sanborn\Maps\2024\Q2\GROUNDWATER CONTOURS - TOR(0724).mxd 9/27/2024

N
BLANK RD
TINDALE LN
TUSCARORA RD
CORY DR
B-15M, 615.53
B-67M, 614.28
B-63M, 613.79
B-16M, 613.47
B-10M, 616.94
B-11M, 613.71
B-21M, 613.37
B- 8M, 613.65
PW- 4, 612.93
B-27M, 613.02
P- 2, 600.15
PW- 1, 608.33
P- 3, 599.91
B-17M, 611.64
B-52M, 610.11
B- 6M, 610.54
B-13M, 606.66
B-22M, 598.19
P- 4, 595.36
B-28M, 602.86
B-23M, 595.83
B-29M, 592.39
B-26M, 610.03
B-24M, 607.11
B-38M, 582.93
B-32M, NM
B-33M, 591.86
B-45M, 593.41
605
600
595
590
585
615
610
Legend
Monitoring Well
Recovery Well
Groundwater Flow Direction
Groundwater Elevation Contour
Source: ESRI World Imagery
300
0
300 Feet
FORMER CARBORUNDUM FACILITY
SANBORN, NEW YORK
GROUNDWATER ELEVATIONS
ZONE 1
(MARCH 6, 2024)
AECOM
FIGURE 4A
C:\Users\KulkarniM2\Documents\ISO Sanborn\GIS\Sanborn - Copy\Maps\2024\Q1\GROUNDWATER CONTOURS - Z1.mxd 6/24/2024

N

BLANK RD

TINDALE LN

TUSCARORA RD

CORY DR

B-15M, 613.07
B-67M, 611.69
B-63M, 610.94
B-16M, 608.76
B-10M, 614.84
B-11M, 612.55
B- 8M, 611.98
B-21M, 610.78
PW- 4, 610.13
P- 2, 598.61
B-27M, 610.36
P- 3, 598.04
PW- 1, 605.97
B-17M, 609.82
B- 6M, 609.94
B-52M, 607.58
P- 4, 597.20
B-13M, 605.31
B-22M, 597.44
B-28M, 602.92
B-23M, 594.84
B-29M, 591.66
B-26M, 607.54
B-24M, 604.64
B-38M, 582.37
B-33M, 591.86
B-45M, 592.17

610
605
600
595
590
585

Legend

- Monitoring Well
- Recovery Well
- Groundwater Flow Direction
- Groundwater Elevation Contour

Note: NM - Not Measured

Source: ESRI World Imagery

300 0 300 Feet

FORMER CARBORUNDUM FACILITY
SANBORN, NEW YORK
GROUNDWATER ELEVATIONS
ZONE 1
(JULY 1, 2024)

AECOM

FIGURE 4B

L:\DCS\Projects\60481767_BPIPO\MISC\GIS\Sanborn\Maps\2024Q2\GROUNDWATER CONTOURS - Z1(0724).mxd 9/27/2024

TRICHLOROETHENE

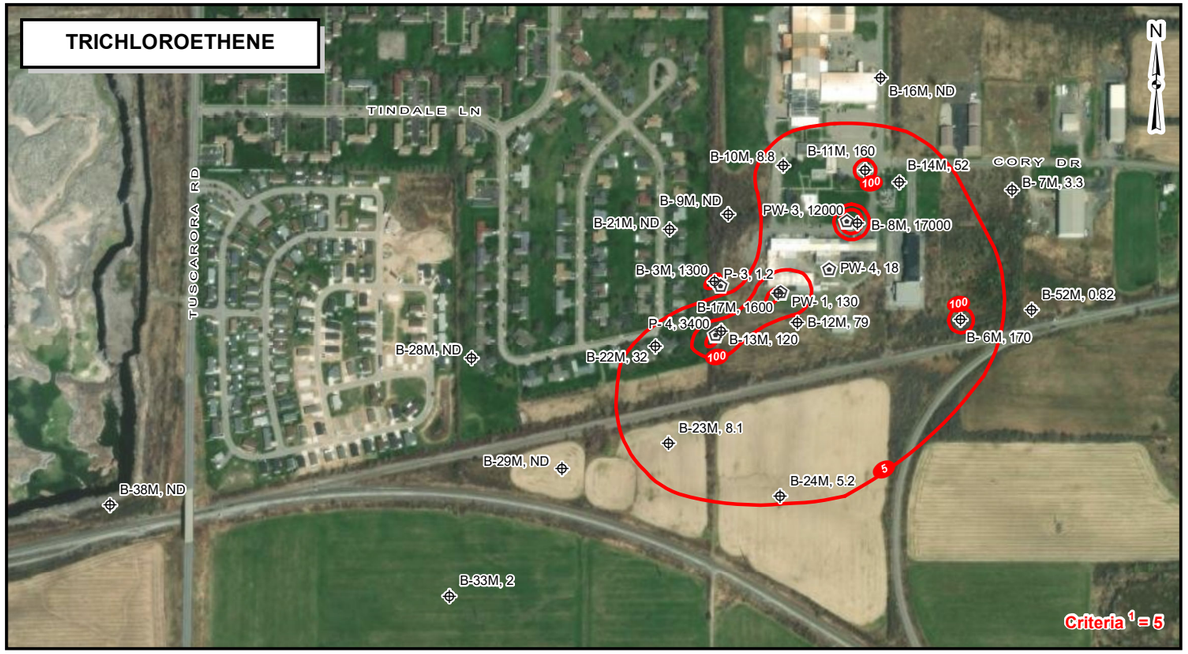

CIS-1,2-DICHLOROETHENE

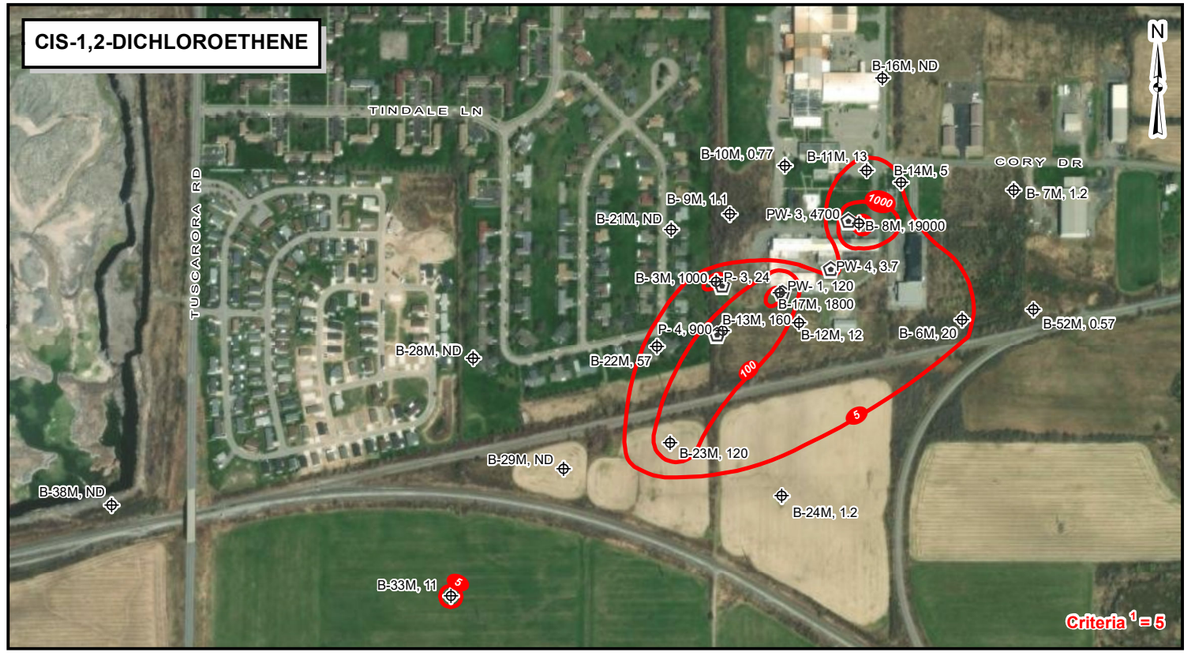

VINYL CHLORIDE

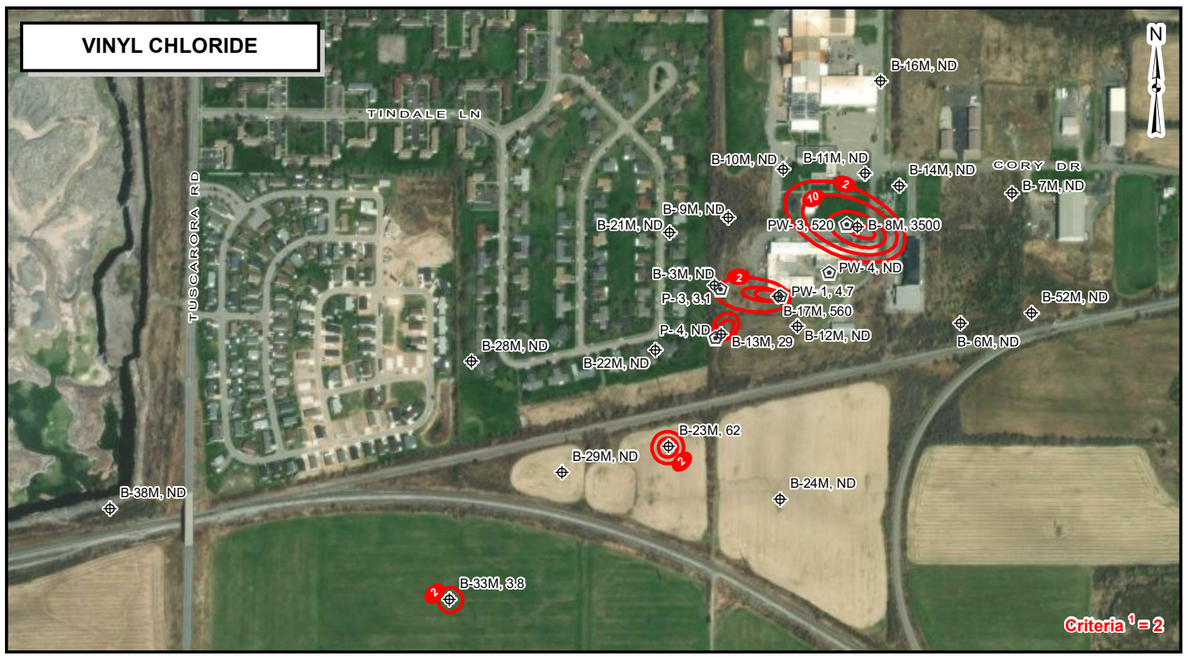

TOTAL VOCs

Legend

- Monitoring Well
- Recovery Well
- Isoconcentration Contour

Notes:
1. Criteria = NYSDEC TOGS 1.1.1 Ambient Water Quality Standards, Class GA
2. Units are shown in µg/L
3. ND = Not Detected

Source:
ESRI World Imagery

600 0 600 Feet

FORMER CARBORUNDUM FACILITY
SANBORN, NEW YORK
ISOCONTOURS IN TOP OF ROCK AND ZONE 1
(ANNUAL SAMPLING - SPRING 2024)

AECOM

FIGURE 5

C:\Users\KulkarniM2\Documents\ISO Sanborn\GIS\Sanborn - Copy\Maps\2024\Q1\ISOPLETHS - TOR & Z1.mxd 6/24/2024

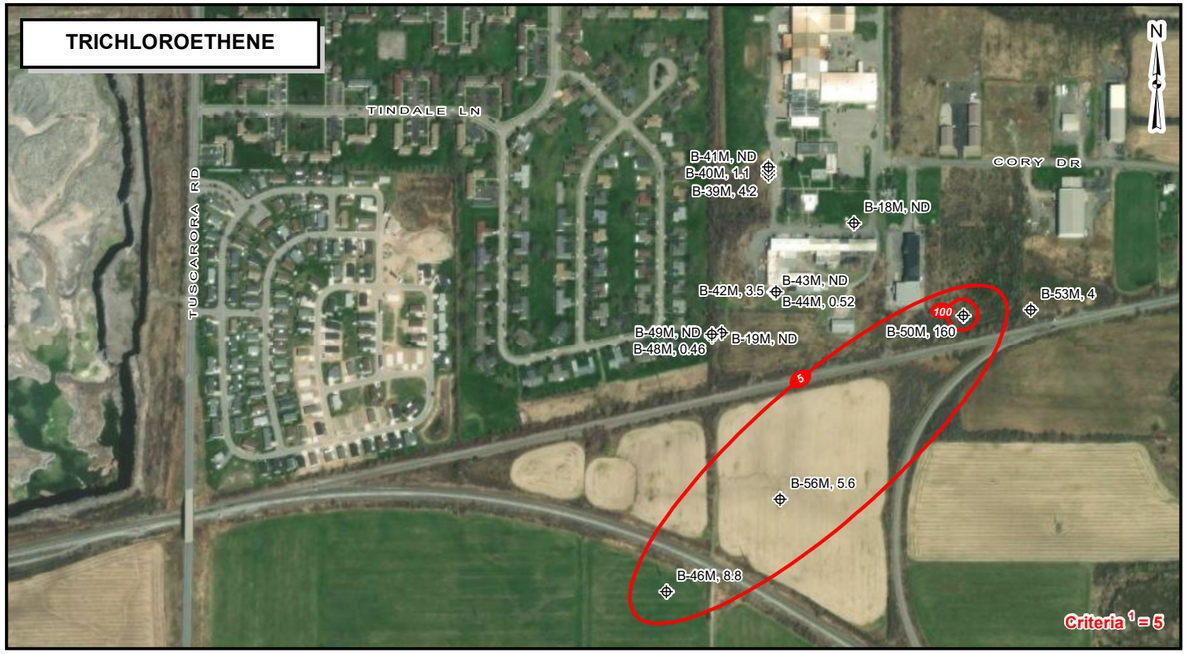

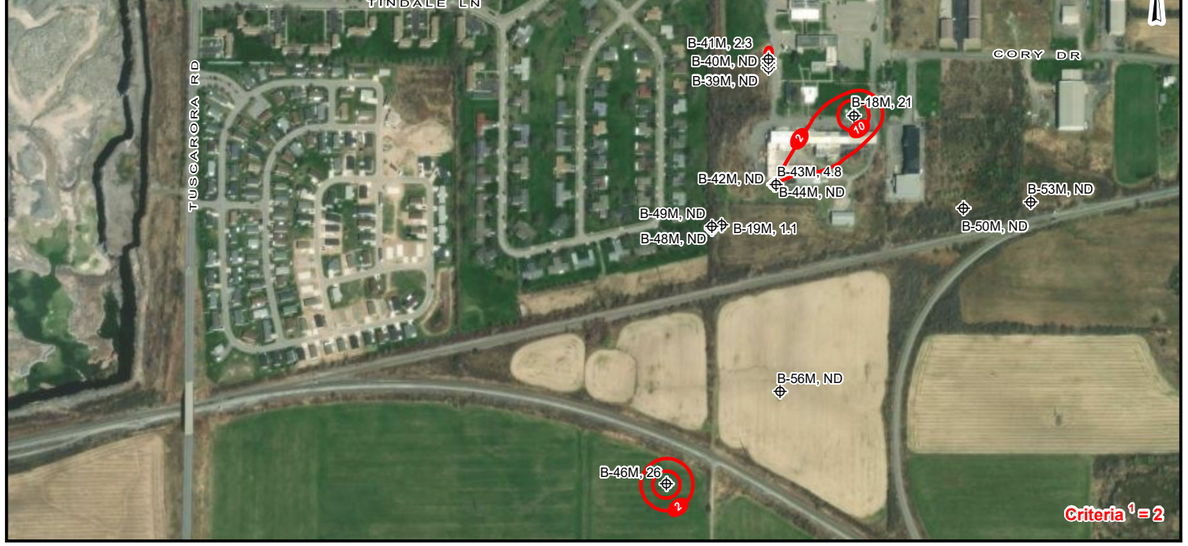

Legend

- Monitoring Well
- Recovery Well
- Isoconcentration Contour

Notes:
1. Criteria = NYSDEC TOGS 1.1.1 Ambient Water Quality Standards, Class GA
2. Units are shown in µg/L
3. ND = Not Detected

Source:
ESRI World Imagery

600 0 600 Feet

FORMER CARBORUNDUM FACILITY
SANBORN, NEW YORK
ISOCONTOURS IN ZONES 2, 3, 4, & 5
(ANNUAL SAMPLING - SPRING 2024)

AECOM

FIGURE 6

C:\Users\KulkarniM2\Documents\ISO Sanborn\GIS\Sanborn - Copy\Maps\2024\Q1\ISOPLETHS - Z2-5.mxd 6/24/2024

Appendix A

Groundwater Sampling Field Forms

AECOM

GROUNDWATER SAMPLING LOG

Low Flow Sampling Record

bp

Site Name:	Well ID:	Well Diameter:
IP-BP Sanborn	B-3M	2"

Samplers:
Sean Connelly
Danielle VanMarter

Weather:
45'F, Overcast

Water Volume Calculation

1 inch= 0.041	6 inch= 1.4
1.5 inch= 0.092	8 inch= 2.5
2 inch= 0.163	10 inch= 4
4 inch= 0.64	

gal = (Total Depth of Well - Depth to Water) x Casing volume per foot

Acceptance Criteria:

Temp	± 3%
pH	± 0.1 unit
Sp. Cond.	± 3%
ORP	± 10mV
DO	± 10%
Turbidity	<50 NTU
Drawdown	<0.3 ft

Purging Data:

Method: Peri / Bladder

Date: 4/17/24 Time: (hhmm) 1543

feet below top of inner casing

Initial Depth to Water: 11.48

Depth to Bottom: 25.15

Time (hhmm)	DTW (ft)	Pump Rate (ml/min)	Volume (gal.)	Temp (C°)	Sp. Cond (ms/cm)	DO (mg/L)	pH	ORP (mV)	Turb (NTU)	Comments:
1545	11.50	175		9.0	2.229	3.27	7.22	26.9	47.29	
1550	11.50			9.4	2.367	0.58	7.12	10.6	22.65	
1555	11.50			9.4	2.413	0.21	7.08	-0.7	25.50	
1600	11.50			9.4	2.435	0.13	7.09	-4.6	31.05	
1605	11.50			9.7	2.487	0.36	7.20	-9.0	35.87	
1610	11.50			10.0	2.524	0.54	7.22	-12.6	40.21	
DY ~~1615~~										

Sample Collection Method: Peri / Bladder

Date: 4/17/24 Time: 1610

Total Volume of Water Purged (gal): 1.5

Hach Test Kits

Alkalinity (mg/L)	N/A
Carbon Dioxide (mg/L)	N/A
Ferrous Iron (mg/L)	N/A
Hydrogen Sulfide (mg/L)	N/A
DTW	

Comments:

Sample Set

Parameter		Bottle	Pres.	Method
VOCs	☑	3-40 mL glass vial	HCL	8260C
Dissolved Fe & K	☐	1-500 mL poly(field filtered)	HNO3	6010C
TOC	☐	2-40mL amber glass vial	H2SO4	9060A
M.E.E	☐	3-40 mL glass vial	HCL	RSK-175 mod
Sulfide	☐	1- 250mL glass (field filtered)	NaOH/Zn Acetate	SM 4500 S2
Sulfate	☐	2-40 mL glass vial (field filtered)	unpreserved	300.0
Microbial Population	☐	In-line filter	N/A	CENSUS

AECOM

GROUNDWATER SAMPLING LOG

Low Flow Sampling Record

bp

Site Name:	Well ID:	Well Diameter:
IP-BP Sanborn	B-6M	2"

Samplers: Sean Connelly, Danielle VanMarter

Weather: 50°F, overcast, misty

Water Volume Calculation

1 inch= 0.041	6 inch= 1.4
1.5 inch= 0.092	8 inch= 2.5
2 inch= 0.163	10 inch= 4
4 inch= 0.64	

gal = (Total Depth of Well - Depth to Water) × Casing volume per foot

Acceptance Criteria:

Temp	± 3%
pH	± 0.1 unit
Sp. Cond.	± 3%
ORP	± 10mV
DO	± 10%
Turbidity	<50 NTU
Drawdown	<0.3 ft

Purging Data: feet below top of inner casing

Method: Peri / Bladder | Date: 4/18/24 | Time: (hhmm) 0951 | Initial Depth to Water: 2.66 | Depth to Bottom: 19.35

Time (hhmm)	DTW (ft)	Pump Rate (ml/min)	Volume (gal.)	Temp (C°)	Sp. Cond (ms/cm)	DO (mg/L)	pH	ORP (mV)	Turb (NTU)	Comments:
0955	3.25	350		8.2	1.509	1.02	7.20	140.5	20.67	
1000	4.48			8.2	1.524	0.25	7.20	135.2	25.10	
1005	5.27			8.3	1.474	0.03	7.20	126.6	21.12	
1010	5.59			8.4	1.403	-0.03	7.19	118.8	28.56	
1015	5.69			8.4	1.359	-0.05	7.19	113.6	36.04	
1020	5.85			8.5	1.312	-0.07	7.18	107.2	43.05	
DV ~~1025~~										
DV ~~1030~~										

Sample Collection Method: Peri / Bladder | **Date:** 4/18/24 | **Time:** 1020 | **Total Volume of Water Purged (gal):** 1.5

Hach Test Kits

Alkalinity (mg/L)	N/A
Carbon Dioxide (mg/L)	N/A
Ferrous Iron (mg/L)	N/A
Hydrogen Sulfide (mg/L)	N/A
DTW	

Comments:

Sample Set

Parameter		Bottle	Pres.	Method
VOCs	☑	3-40 mL glass vial	HCL	8260C
Dissolved Fe & K	☐	1-500 mL poly(field filtered)	HNO3	6010C
TOC	☐	2-40mL amber glass vial	H2SO4	9060A
M.E.E	☐	3-40 mL glass vial	HCL	RSK-175 mod
Sulfide	☐	1- 250mL glass (field filtered)	NaOH/Zn Acetate	SM 4500 S2
Sulfate	☐	2-40 mL glass vial (field filtered)	unpreserved	300.0
Microbial Population	☐	In-line filter	N/A	CENSUS

AECOM

GROUNDWATER SAMPLING LOG

Low Flow Sampling Record

bp

Site Name:	Well ID:	Well Diameter:
IP-BP Sanborn	B-7M	2"

Samplers:
Stan Connelly
Danielle VanMatter

Weather:
50°F, overcast

Water Volume Calculation

1 inch= 0.041	6 inch= 1.4
1.5 inch= 0.092	8 inch= 2.5
2 inch= 0.163	10 inch= 4
4 inch= 0.64	

gal = (Total Depth of Well - Depth to Water) × Casing volume per foot

Acceptance Criteria:

Temp	± 3%
pH	± 0.1 unit
Sp. Cond.	± 3%
ORP	± 10mV
DO	± 10%
Turbidity	<50 NTU
Drawdown	<0.3 ft

Purging Data:

Method: Peri / Bladder

Date: 4/18/24 Time: (hhmm) 1123

feet below top of inner casing

Initial Depth to Water: 2.81

Depth to Bottom: 18.96

Time hhmm	DTW (ft)	Pump Rate (ml/min)	Volume (gal.)	Temp (C°)	Sp. Cond (ms/cm)	DO (mg/L)	pH	ORP (mV)	Turb (NTU)	Comments:
1125	2.81	300		8.9	0.855	2.71	7.39	94.3	272.75	
1130	2.81			9.0	0.867	0.26	7.38	106.2	278.84	
1135	2.82			9.0	0.875	0.12	7.25	109.6	268.10	
1140	2.82			9.0	0.874	0.10	7.20	110.6	225.02	
1145	2.82			9.0	0.873	0.09	7.18	111.0	212.82	
1150	2.82			9.0	0.874	0.01	7.14	111.8	198.94	
1155	2.82			9.1	0.874	0.01	7.10	112.1	183.60	

Sample Collection Method: Peri / Bladder

Date: 4/18/24 Time: 1155

Total Volume of Water Purged (gal): 1.5

Hach Test Kits

Alkalinity (mg/L)	N/A
Carbon Dioxide (mg/L)	N/A
Ferrous Iron (mg/L)	N/A
Hydrogen Sulfide (mg/L)	N/A
DTW	

Comments:

Sample Set

Parameter		Bottle	Pres.	Method
VOCs	☑	3-40 mL glass vial	HCL	8260C
Dissolved Fe & K	☐	1-500 mL poly(field filtered)	HNO3	6010C
TOC	☐	2-40mL amber glass vial	H2SO4	9060A
M.E.E	☐	3-40 mL glass vial	HCL	RSK-175 mod
Sulfide	☐	1- 250mL glass (field filtered)	NaOH/Zn Acetate	SM 4500 S2
Sulfate	☐	2-40 mL glass vial (field filtered)	unpreserved	300.0
Microbial Population	☐	In-line filter	N/A	CENSUS

AECOM

GROUNDWATER SAMPLING LOG

Low Flow Sampling Record

bp

Site Name:	Well ID:	Well Diameter:
IP-BP Sanborn	B-8M	2"

Samplers:
Sean Connelly
Danielle VanMarter

Weather:
47°F, Rain (Light)

Water Volume Calculation

1 inch= 0.041	6 inch= 1.4
1.5 inch= 0.092	8 inch= 2.5
2 inch= 0.163	10 inch= 4
4 inch= 0.64	

gal = (Total Depth of Well - Depth to Water) × Casing volume per foot

Acceptance Criteria:

Temp	± 3%
pH	± 0.1 unit
Sp. Cond.	± 3%
ORP	± 10mV
DO	± 10%
Turbidity	<50 NTU
Drawdown	<0.3 ft

Purging Data:

Method: Peri / Bladder

Date: 4/17/24 Time: (hhmm) 0835

feet below top of inner casing

Initial Depth to Water: 3.05

Depth to Bottom: 17.91

Time (hhmm)	DTW (ft)	Pump Rate (ml/min)	Volume (gal.)	Temp (C°)	Sp. Cond (ms/cm)	DO (mg/L)	pH	ORP (mV)	Turb (NTU)	Comments:
0835	3.62	250		8.9	2.201	2.95	7.81	89.7	18.69	DTW 3.62
0840	3.92			9.0	2.299	1.17	8.07	91.9	31.00	
0845	4.10			9.0	2.297	0.73	8.08	91.8	17.42	
0850	4.21			9.0	2.281	0.17	7.87	88.0	41.88	
0855	4.31			9.0	2.280	0.05	7.72	80.4	81.80	
0900	4.38			9.1	2.279	-0.02	7.60	72.2	123.34	
0905	4.43			9.0	2.273	-0.05	7.54	62.8	166.15	

Sample Collection Method: Peri / Bladder

Date: 4/17/24 Time: 0905

Total Volume of Water Purged (gal): 2.4

Hach Test Kits

Alkalinity (mg/L)	N/A
Carbon Dioxide (mg/L)	N/A
Ferrous Iron (mg/L)	N/A
Hydrogen Sulfide (mg/L)	N/A
DTW	

Comments:
B-8M-MS/MSD

Sample Set

Parameter		Bottle	Pres.	Method
VOCs	☑	3-40 mL glass vial	HCL	8260C
Dissolved Fe & K	☐	1-500 mL poly(field filtered)	HNO3	6010C
TOC	☐	2-40mL amber glass vial	H2SO4	9060A
M.E.E	☐	3-40 mL glass vial	HCL	RSK-175 mod
Sulfide	☐	1- 250mL glass (field filtered)	NaOH/Zn Acetate	SM 4500 S2
Sulfate	☐	2-40 mL glass vial (field filtered)	unpreserved	300.0
Microbial Population	☐	In-line filter	N/A	CENSUS

AECOM

GROUNDWATER SAMPLING LOG

Low Flow Sampling Record

bp

Site Name:	Well ID:	Well Diameter:
IP-BP Sanborn	B-9M	2"

Samplers: Sean Connelly, Danielle VanMarter

Weather: 54°F, Rain (steady)

Water Volume Calculation

1 inch= 0.041	6 inch= 1.4
1.5 inch= 0.092	8 inch= 2.5
2 inch= 0.163	10 inch= 4
4 inch= 0.64	

gal = (Total Depth of Well - Depth to Water) × Casing volume per foot

Acceptance Criteria:

Temp	± 3%
pH	± 0.1 unit
Sp. Cond.	± 3%
ORP	± 10mV
DO	± 10%
Turbidity	<50 NTU
Drawdown	<0.3 ft

Purging Data: feet below top of inner casing

Method: Peri / Bladder | Date: 4/17/24 | Time: 1632 (hhmm)

Initial Depth to Water	Depth to Bottom
5.23	21.35

Time hhmm	DTW (ft)	Pump Rate (ml/min)	Volume (gal.)	Temp (C°)	Sp. Cond (ms/cm)	DO (mg/L)	pH	ORP (mV)	Turb (NTU)	Comments:
1630	5.32	250		8.4	0.677	3.69	7.89	10.1	3.51	
1635	5.32			8.3	0.666	1.22	7.75	6.4	10.11	
1640	5.32			8.2	0.659	0.19	7.41	-1.9	15.45	
1645	5.33			8.2	0.653	0.08	7.34	-5.2	17.15	
1650	5.33			8.1	0.641	0.00	7.28	-9.0	21.53	
1655	5.33			8.1	0.627	0.00	7.25	-11.6	20.77	
1700	5.33			8.1	0.616	0.00	7.22	-13.6	28.11	

Sample Collection Method: Peri / Bladder | **Date:** 4/17/24 | **Time:** 1700 | **Total Volume of Water Purged (gal):** 1.9

Hach Test Kits

Alkalinity (mg/L)	N/A
Carbon Dioxide (mg/L)	N/A
Ferrous Iron (mg/L)	N/A
Hydrogen Sulfide (mg/L)	N/A
DTW	

Comments:

Sample Set

Parameter		Bottle	Pres.	Method
VOCs	☑	3-40 mL glass vial	HCL	8260C
Dissolved Fe & K	☐	1-500 mL poly(field filtered)	HNO3	6010C
TOC	☐	2-40mL amber glass vial	H2SO4	9060A
M.E.E	☐	3-40 mL glass vial	HCL	RSK-175 mod
Sulfide	☐	1- 250mL glass (field filtered)	NaOH/Zn Acetate	SM 4500 S2
Sulfate	☐	2-40 mL glass vial (field filtered)	unpreserved	300.0
Microbial Population	☐	In-line filter	N/A	CENSUS

AECOM

GROUNDWATER SAMPLING LOG

Low Flow Sampling Record

bp

Site Name:	Well ID:	Well Diameter:
IP-BP Sanborn	B-10M	2"

Samplers:
Sean Connelly
Danielle VanMarter

Weather:
45°F, Rain (light)

Water Volume Calculation

1 inch= 0.041	6 inch= 1.4
1.5 inch= 0.092	8 inch= 2.5
2 inch= 0.163	10 inch= 4
4 inch= 0.64	

gal = (Total Depth of Well - Depth to Water) × Casing volume per foot

Acceptance Criteria:

Temp	± 3%
pH	± 0.1 unit
Sp. Cond.	± 3%
ORP	± 10mV
DO	± 10%
Turbidity	<50 NTU
Drawdown	<0.3 ft

Purging Data:

Method: Peri / Bladder

Date: 4/17/24 Time: (hhmm) 1217

feet below top of inner casing

Initial Depth to Water: 5.73

Depth to Bottom: 28.10

Time hhmm	DTW (ft)	Pump Rate (ml/min)	Volume (gal.)	Temp (C°)	Sp. Cond (ms/cm)	DO (mg/L)	pH	ORP (mV)	Turb (NTU)	Comments:
1220	5.93	250		9.5	2.198	4.54	7.09	152.2	197.53	
1225	5.95			9.8	2.347	1.56	7.05	149.8	148.17	
1230	5.98			9.8	2.341	1.34	7.06	150.0	84.44	
1235	6.01			9.8	2.352	1.31	7.06	150.8	47.40	
1240	6.01			9.8	2.364	1.31	7.05	151.4	476.15	
1245	6.01			9.8	2.387	1.27	7.05	152.9	25.90	
1250	6.01			9.8	2.398	1.24	7.05	153.9	24.44	

Sample Collection Method: Peri / Bladder

Date: 4/17/24 Time: 1250

Total Volume of Water Purged (gal): 1.5

Hach Test Kits

Alkalinity (mg/L)	N/A
Carbon Dioxide (mg/L)	N/A
Ferrous Iron (mg/L)	N/A
Hydrogen Sulfide (mg/L)	N/A
DTW	

Comments:

Sample Set

Parameter		Bottle	Pres.	Method
VOCs	☑	3-40 mL glass vial	HCL	8260C
Dissolved Fe & K	☐	1-500 mL poly(field filtered)	HNO3	6010C
TOC	☐	2-40mL amber glass vial	H2SO4	9060A
M.E.E	☐	3-40 mL glass vial	HCL	RSK-175 mod
Sulfide	☐	1- 250mL glass (field filtered)	NaOH/Zn Acetate	SM 4500 S2
Sulfate	☐	2-40 mL glass vial (field filtered)	unpreserved	300.0
Microbial Population	☐	In-line filter	N/A	CENSUS

AECOM

GROUNDWATER SAMPLING LOG

Low Flow Sampling Record

bp

Site Name:	Well ID:	Well Diameter:
IP-BP Sanborn	B-11M	2"

Samplers:
Sean Connelly
Danielle VanMarter

Weather:
45°F, Rainy (steady)

Water Volume Calculation

1 inch= 0.041	6 inch= 1.4
1.5 inch= 0.092	8 inch= 2.5
2 inch= 0.163	10 inch= 4
4 inch= 0.64	

gal = (Total Depth of Well - Depth to Water) x Casing volume per foot

Acceptance Criteria:

Temp	± 3%
pH	± 0.1 unit
Sp. Cond.	± 3%
ORP	± 10mV
DO	± 10%
Turbidity	<50 NTU
Drawdown	<0.3 ft

Purging Data:

Method: Peri / Bladder

Date: 4/17/24 Time: (hhmm) 1047

feet below top of inner casing

Initial Depth to Water: 7.14

Depth to Bottom: 13.96

Time (hhmm)	DTW (ft)	Pump Rate (ml/min)	Volume (gal.)	Temp (C°)	Sp. Cond (ms/cm)	DO (mg/L)	pH	ORP (mV)	Turb (NTU)	Comments:
1050	7.17	300		9.5	2.777	4.87	6.53	121.9	436.22	
1055	7.16			9.4	3.329	0.25	6.86	118.2	97.19	
1100	7.15			9.3	3.056	1.00	6.99	114.0	25.39	
1105	7.15			9.3	2.788	3.44	7.04	114.2	8.74	
1110	7.15			9.3	2.870	3.67	7.03	117.0	5.26	
1115	7.15			9.3	2.961	3.66	7.03	119.4	4.44	
DY ~~1120~~										

Sample Collection Method: Peri / Bladder

Date: 4/17/24 Time: 1115

Total Volume of Water Purged (gal): 2.5

Hach Test Kits

Alkalinity (mg/L)	N/A
Carbon Dioxide (mg/L)	N/A
Ferrous Iron (mg/L)	N/A
Hydrogen Sulfide (mg/L)	N/A
DTW	

Comments:

Sample Set

Parameter		Bottle	Pres.	Method
VOCs	☑	3-40 mL glass vial	HCL	8260C
Dissolved Fe & K	☐	1-500 mL poly(field filtered)	HNO3	6010C
TOC	☐	2-40mL amber glass vial	H2SO4	9060A
M.E.E	☐	3-40 mL glass vial	HCL	RSK-175 mod
Sulfide	☐	1- 250mL glass (field filtered)	NaOH/Zn Acetate	SM 4500 S2
Sulfate	☐	2-40 mL glass vial (field filtered)	unpreserved	300.0
Microbial Population	☐	In-line filter	N/A	CENSUS

AECOM

GROUNDWATER SAMPLING LOG

Low Flow Sampling Record

bp

Site Name:	Well ID:	Well Diameter:
IP-BP Sanborn	B-12M	2"

Samplers:
Sean Connelly
Danielle VanMarter

Weather:
50°F, Overcast

Water Volume Calculation

1 inch= 0.041	6 inch= 1.4
1.5 inch= 0.092	8 inch= 2.5
2 inch= 0.163	10 inch= 4
4 inch= 0.64	

gal = (Total Depth of Well - Depth to Water) × Casing volume per foot

Acceptance Criteria:

Temp	± 3%
pH	± 0.1 unit
Sp. Cond.	± 3%
ORP	± 10mV
DO	± 10%
Turbidity	<50 NTU
Drawdown	<0.3 ft

Purging Data: feet below top of inner casing

Method: Peri / Bladder | Date: 4/18/24 | Time: (hhmm) 1212 | Initial Depth to Water: 7.55 | Depth to Bottom: 17.88

Time (hhmm)	DTW (ft)	Pump Rate (ml/min)	Volume (gal.)	Temp (C°)	Sp. Cond (ms/cm)	DO (mg/L)	pH	ORP (mV)	Turb (NTU)	Comments:
1215	7.51	250		9.2	*0.548	1.99	7.19	85.6	32.66	*Sp. cond 0.548
1220	7.58			8.9	0.531	0.23	7.04	96.7	22.16	
1225	7.58			8.9	0.534	0.09	7.00	99.7	14.32	
1230	7.58			9.0	0.555	0.03	6.96	103.0	6.80	
1235	7.58			9.0	0.601	0.00	6.93	105.9	3.56	
1240	7.58			9.0	0.610	0.00	6.94	107.2	2.60	

Sample Collection Method: Peri / Bladder | **Date:** 4/18/24 | **Time:** 1240 | **Total Volume of Water Purged (gal):** 1.6

Hach Test Kits

Alkalinity (mg/L)	N/A
Carbon Dioxide (mg/L)	N/A
Ferrous Iron (mg/L)	N/A
Hydrogen Sulfide (mg/L)	N/A
DTW	

Comments:

Sample Set

Parameter		Bottle	Pres.	Method
VOCs	☑	3-40 mL glass vial	HCL	8260C
Dissolved Fe & K	☐	1-500 mL poly(field filtered)	HNO3	6010C
TOC	☐	2-40mL amber glass vial	H2SO4	9060A
M.E.E	☐	3-40 mL glass vial	HCL	RSK-175 mod
Sulfide	☐	1- 250mL glass (field filtered)	NaOH/Zn Acetate	SM 4500 S2
Sulfate	☐	2-40 mL glass vial (field filtered)	unpreserved	300.0
Microbial Population	☐	In-line filter	N/A	CENSUS

AECOM

GROUNDWATER SAMPLING LOG

Low Flow Sampling Record

bp

Site Name:	Well ID:	Well Diameter:
IP-BP Sanborn	B-13 M	2"

Samplers:
Sean Connelly
Danielle VanMarter

Weather:
56°F, overcast

Water Volume Calculation

1 inch= 0.041	6 inch= 1.4
1.5 inch= 0.092	8 inch= 2.5
2 inch= 0.163	10 inch= 4
4 inch= 0.64	

gal = (Total Depth of Well - Depth to Water) × Casing volume per foot

Acceptance Criteria:

Temp	± 3%
pH	± 0.1 unit
Sp. Cond.	± 3%
ORP	± 10mV
DO	± 10%
Turbidity	<50 NTU
Drawdown	<0.3 ft

Purging Data:

Method: Peri / Bladder

Date: 4/18/24 Time: (hhmm) 1534

feet below top of inner casing

Initial Depth to Water: 16.55

Depth to Bottom: 36.25

Time (hhmm)	DTW (ft)	Pump Rate (ml/min)	Volume (gal.)	Temp (C°)	Sp. Cond (ms/cm)	DO (mg/L)	pH	ORP (mV)	Turb (NTU)	Comments:
1535	16.58			10.1	1.840	4.28	7.58	-204.2	36.17	
1540	16.59			10.2	2.132	0.17	7.25	-222.5	38.72	
1545	16.60			10.2	2.013	0.21	7.20	-224.0	22.07	
1550	16.61			10.2	1.670	0.81	7.25	-218.3	13.52	
1555	16.61			10.2	0.919	3.15	7.39	-210.4	62.70	
1600	16.61			10.2	0.878	2.60	7.38	-216.1	28.72	
DV ~~1605~~										

Sample Collection Method: Peri / Bladder

Date: 4/18/24

Time: 1600

Total Volume of Water Purged (gal): 1.5

Hach Test Kits

Alkalinity (mg/L)	N/A
Carbon Dioxide (mg/L)	N/A
Ferrous Iron (mg/L)	N/A
Hydrogen Sulfide (mg/L)	N/A
DTW	

Comments:

Sample Set

Parameter		Bottle	Pres.	Method
VOCs	☑	3-40 mL glass vial	HCL	8260C
Dissolved Fe & K	☐	1-500 mL poly(field filtered)	HNO3	6010C
TOC	☐	2-40mL amber glass vial	H2SO4	9060A
M.E.E	☐	3-40 mL glass vial	HCL	RSK-175 mod
Sulfide	☐	1- 250mL glass (field filtered)	NaOH/Zn Acetate	SM 4500 S2
Sulfate	☐	2-40 mL glass vial (field filtered)	unpreserved	300.0
Microbial Population	☐	In-line filter	N/A	CENSUS

AECOM

GROUNDWATER SAMPLING LOG

Low Flow Sampling Record

bp

Site Name:	Well ID:	Well Diameter:
IP-BP Sanborn	B-14M	2"

Samplers: Sean Connelly, Danielle VanMarter

Weather: 47°F, Rain (steady)

Water Volume Calculation

1 inch= 0.041	6 inch= 1.4
1.5 inch= 0.092	8 inch= 2.5
2 inch= 0.163	10 inch= 4
4 inch= 0.64	

gal = (Total Depth of Well - Depth to Water) × Casing volume per foot

Acceptance Criteria:

Temp	± 3%
pH	± 0.1 unit
Sp. Cond.	± 3%
ORP	± 10mV
DO	± 10%
Turbidity	<50 NTU
Drawdown	<0.3 ft

Purging Data:

Method: Peri / Bladder

Date: 4/17/24 Time: (hhmm) 1003

feet below top of inner casing

Initial Depth to Water: 2.79

Depth to Bottom: 15.97

Time (hhmm)	DTW (ft)	Pump Rate (ml/min)	Volume (gal.)	Temp (C°)	Sp. Cond (ms/cm)	DO (mg/L)	pH	ORP (mV)	Turb (NTU)	Comments:
1005	2.88	250		9.1	0.005	10.70	7.29	105.2	22.08	
1010	2.86			8.6	0.886	1.75	7.26	82.1	79.37	
1015	2.88			8.6	0.874	1.49	7.21	83.4	40.98	
1020	2.88			8.7	0.854	1.40	7.17	85.2	23.73	
1025	2.88			8.7	0.838	1.36	7.13	87.2	20.85	
1030	2.88			8.7	0.836	1.37	7.12	89.0	38.47	
1035	2.88			8.7	0.828	1.33	7.09	91.0	39.20	

Sample Collection Method: Peri / Bladder

Date: 4/17/24 Time: 1035

Total Volume of Water Purged (gal): 1.5

Hach Test Kits

Alkalinity (mg/L)	N/A
Carbon Dioxide (mg/L)	N/A
Ferrous Iron (mg/L)	N/A
Hydrogen Sulfide (mg/L)	N/A
DTW	

Comments:

Sample Set

Parameter		Bottle	Pres.	Method
VOCs	☑	3-40 mL glass vial	HCL	8260C
Dissolved Fe & K	☐	1-500 mL poly(field filtered)	HNO3	6010C
TOC	☐	2-40mL amber glass vial	H2SO4	9060A
M.E.E	☐	3-40 mL glass vial	HCL	RSK-175 mod
Sulfide	☐	1- 250mL glass (field filtered)	NaOH/Zn Acetate	SM 4500 S2
Sulfate	☐	2-40 mL glass vial (field filtered)	unpreserved	300.0
Microbial Population	☐	In-line filter	N/A	CENSUS

AECOM

GROUNDWATER SAMPLING LOG

Low Flow Sampling Record

bp

Site Name:	Well ID:	Well Diameter:
IP-BP Sanborn	B-16 M	2"

Samplers: Sean Connelly, Danielle VanMarter

Weather: 45°F, Rain (steady)

Water Volume Calculation

1 inch= 0.041	6 inch= 1.4
1.5 inch= 0.092	8 inch= 2.5
2 inch= 0.163	10 inch= 4
4 inch= 0.64	

gal = (Total Depth of Well - Depth to Water) × Casing volume per foot

Acceptance Criteria:

Temp	± 3%
pH	± 0.1 unit
Sp. Cond.	± 3%
ORP	± 10mV
DO	± 10%
Turbidity	<50 NTU
Drawdown	<0.3 ft

Purging Data:

Method: Peri / Bladder

Date: 4/17/24 Time: (hhmm) 1133

feet below top of inner casing

Initial Depth to Water: 7.54

Depth to Bottom: 24.60

Time (hhmm)	DTW (ft)	Pump Rate (ml/min)	Volume (gal.)	Temp (C°)	Sp. Cond (ms/cm)	DO (mg/L)	pH	ORP (mV)	Turb (NTU)	Comments:
1135	6.93	250		8.9	0.911	9.81	8.05	75.9	118.64	
1140	6.84			9.0	0.863	9.10	7.83	90.7	44.30	
1145	6.86			8.9	0.866	9.10	7.78	97.5	23.54	
1150	6.91			9.0	0.863	9.09	7.75	105.1	11.58	
1155	6.92			8.9	0.863	9.09	7.75	108.2	10.80	
1200	6.92			9.0	0.870	9.09	7.73	112.5	8.36	
~~1205~~										

Sample Collection Method: Peri / Bladder

Date: 4/17/24

Time: 1200

Total Volume of Water Purged (gal): 1.0

Hach Test Kits

Alkalinity (mg/L)	N/A
Carbon Dioxide (mg/L)	N/A
Ferrous Iron (mg/L)	N/A
Hydrogen Sulfide (mg/L)	N/A
DTW	

Comments:

Sample Set

Parameter		Bottle	Pres.	Method
VOCs	☑	3-40 mL glass vial	HCL	8260C
Dissolved Fe & K	☐	1-500 mL poly(field filtered)	HNO3	6010C
TOC	☐	2-40mL amber glass vial	H2SO4	9060A
M.E.E	☐	3-40 mL glass vial	HCL	RSK-175 mod
Sulfide	☐	1- 250mL glass (field filtered)	NaOH/Zn Acetate	SM 4500 S2
Sulfate	☐	2-40 mL glass vial (field filtered)	unpreserved	300.0
Microbial Population	☐	In-line filter	N/A	CENSUS

AECOM

GROUNDWATER SAMPLING LOG

Low Flow Sampling Record

bp

Site Name:	Well ID:	Well Diameter:
IP-BP Sanborn	B-18M	2"

Samplers:
Sean Connelly
Danielle VanMarter

Weather:
47°F, Rain (light)

Water Volume Calculation

1 inch= 0.041	6 inch= 1.4
1.5 inch= 0.092	8 inch= 2.5
2 inch= 0.163	10 inch= 4
4 inch= 0.64	

gal = (Total Depth of Well - Depth to Water) x Casing volume per foot

Acceptance Criteria:

Temp	± 3%
pH	± 0.1 unit
Sp. Cond.	± 3%
ORP	± 10mV
DO	± 10%
Turbidity	<50 NTU
Drawdown	<0.3 ft

Purging Data: feet below top of inner casing

Method: Peri / Bladder | Date: 4/17/24 | Time: 0914 (hhmm) | Initial Depth to Water: 3.51 | Depth to Bottom: 50.60

Time (hhmm)	DTW (ft)	Pump Rate (ml/min)	Volume (gal.)	Temp (C°)	Sp. Cond (ms/cm)	DO (mg/L)	pH	ORP (mV)	Turb (NTU)	Comments:
0915	4.51	300		9.6	1.110	4.72	7.86	45.0	1.06	
0920	5.65			10.1	1.072	0.35	7.39	49.1	3.34	
0925	6.04			10.2	1.066	0.13	7.28	49.9	7.88	
0930	6.41			10.3	1.058	0.05	7.21	50.8	6.02	
0935	6.59			10.3	1.052	0.01	7.18	51.5	12.36	
0940	6.59			10.3	1.047	-0.01	7.15	52.0	20.63	
0945	6.59			10.4	1.045	-0.02	7.14	52.3	28.10	

Sample Collection Method: Peri / Bladder | Date: 4/17/24 | Time: 0945 | Total Volume of Water Purged (gal): 3.5

Hach Test Kits

Alkalinity (mg/L)	N/A
Carbon Dioxide (mg/L)	N/A
Ferrous Iron (mg/L)	N/A
Hydrogen Sulfide (mg/L)	N/A
DTW	

Comments:
FD-20240417

Sample Set

Parameter		Bottle	Pres.	Method
VOCs	☑	3-40 mL glass vial	HCL	8260C
Dissolved Fe & K	☐	1-500 mL poly(field filtered)	HNO3	6010C
TOC	☐	2-40mL amber glass vial	H2SO4	9060A
M.E.E	☐	3-40 mL glass vial	HCL	RSK-175 mod
Sulfide	☐	1- 250mL glass (field filtered)	NaOH/Zn Acetate	SM 4500 S2
Sulfate	☐	2-40 mL glass vial (field filtered)	unpreserved	300.0
Microbial Population	☐	In-line filter	N/A	CENSUS

AECOM

GROUNDWATER SAMPLING LOG

Low Flow Sampling Record

bp

Site Name:	Well ID:	Well Diameter:
IP-BP Sanborn	B-17M	2"

Samplers:
Sean Connelly
Danielle Van Marter

Weather:
60°F, overcast

Water Volume Calculation

1 inch= 0.041	6 inch= 1.4
1.5 inch= 0.092	8 inch= 2.5
2 inch= 0.163	10 inch= 4
4 inch= 0.64	

gal = (Total Depth of Well - Depth to Water) × Casing volume per foot

Acceptance Criteria:

Temp	± 3%
pH	± 0.1 unit
Sp. Cond.	± 3%
ORP	± 10mV
DO	± 10%
Turbidity	<50 NTU
Drawdown	<0.3 ft

Purging Data: feet below top of inner casing

Method: Peri / Bladder | Date: 4/19/24 | Time: (hhmm) 1117 | Initial Depth to Water: 6.98 | Depth to Bottom: 26.19

Time (hhmm)	DTW (ft)	Pump Rate (ml/min)	Volume (gal.)	Temp (C°)	Sp. Cond (ms/cm)	DO (mg/L)	pH	ORP (mV)	Turb (NTU)	Comments:
1120	7.45	300		10.4	2.086	1.97	7.52	-239.4	647.42	
1125	8.52			10.6	2.074	0.05	7.02	-262.0	142.03	
1130	8.81			10.7	1.644	-0.03	7.08	-268.0	168.61	
1135	8.92			10.6	0.969	-0.05	7.33	-270.5	142.56	
1140	9.01			*10.6	0.788	-0.06	7.38	-265.4	143.55	*Temp: 10.6
1145	9.01			10.6	0.744	-0.06	7.36	-259.0	146.88	
1150	9.01			10.6	0.724	-0.06	7.34	-255.0	154.77	*ORP: -255.0

Sample Collection Method: Peri / Bladder | **Date:** 4/19/24 | **Time:** 1150 | **Total Volume of Water Purged (gal):** 2.5

Hach Test Kits

Alkalinity (mg/L)	N/A
Carbon Dioxide (mg/L)	N/A
Ferrous Iron (mg/L)	N/A
Hydrogen Sulfide (mg/L)	N/A
DTW	

Comments:

Sample Set

Parameter		Bottle	Pres.	Method
VOCs	☑	3-40 mL glass vial	HCL	8260C
Dissolved Fe & K	☐	1-500 mL poly(field filtered)	HNO3	6010C
TOC	☐	2-40mL amber glass vial	H2SO4	9060A
M.E.E	☐	3-40 mL glass vial	HCL	RSK-175 mod
Sulfide	☐	1- 250mL glass (field filtered)	NaOH/Zn Acetate	SM 4500 S2
Sulfate	☐	2-40 mL glass vial (field filtered)	unpreserved	300.0
Microbial Population	☐	In-line filter	N/A	CENSUS

AECOM

GROUNDWATER SAMPLING LOG

Low Flow Sampling Record

bp

Site Name:	Well ID:	Well Diameter:
IP-BP Sanborn	B-19M	2"

Samplers:
Sean Connelly
Danielle VanMaster

Weather:
50°F, overcast

Water Volume Calculation

1 inch= 0.041	6 inch= 1.4
1.5 inch= 0.092	8 inch= 2.5
2 inch= 0.163	10 inch= 4
4 inch= 0.64	

gal = (Total Depth of Well - Depth to Water) x Casing volume per foot

Acceptance Criteria:

Temp	± 3%
pH	± 0.1 unit
Sp. Cond.	± 3%
ORP	± 10mV
DO	± 10%
Turbidity	<50 NTU
Drawdown	<0.3 ft

Purging Data:

Method: Peri / Bladder

Date: 4/18/24 Time: (hhmm) 1457

feet below top of inner casing

Initial Depth to Water: 14.79

Depth to Bottom: 26.29

Time (hhmm)	DTW (ft)	Pump Rate (ml/min)	Volume (gal.)	Temp (C°)	Sp. Cond (ms/cm)	DO (mg/L)	pH	ORP (mV)	Turb (NTU)	Comments:
1500	15.05	350		10.2	1.726	4.82	7.87	-196.5	3.76	
1505	15.05			10.2	1.815	2.21	7.72	-211.1	7.44	
1510	15.04			10.3	1.906	0.15	7.61	-257.2	11.03	
1515	15.03			10.2	1.886	0.07	7.51	-261.8	115.75	
1520	15.02			10.3	1.875	0.02	7.48	-264.1	219.00	
1525	15.02			10.3	1.871	-0.01	7.44	-266.6	288.14	
1530	15.02			10.3	1.867	-0.01	7.42	-267.8	335.05	

Sample Collection Method: Peri / Bladder

Date: 4/18/24

Time: 1530

Total Volume of Water Purged (gal): 1.5

Hach Test Kits

Alkalinity (mg/L)	N/A
Carbon Dioxide (mg/L)	N/A
Ferrous Iron (mg/L)	N/A
Hydrogen Sulfide (mg/L)	N/A
DTW	

Comments:

Sample Set

Parameter		Bottle	Pres.	Method
VOCs	☑	3-40 mL glass vial	HCL	8260C
Dissolved Fe & K	☐	1-500 mL poly(field filtered)	HNO3	6010C
TOC	☐	2-40mL amber glass vial	H2SO4	9060A
M.E.E	☐	3-40 mL glass vial	HCL	RSK-175 mod
Sulfide	☐	1- 250mL glass (field filtered)	NaOH/Zn Acetate	SM 4500 S2
Sulfate	☐	2-40 mL glass vial (field filtered)	unpreserved	300.0
Microbial Population	☐	In-line filter	N/A	CENSUS

AECOM

GROUNDWATER SAMPLING LOG

Low Flow Sampling Record

bp

Site Name:	Well ID:	Well Diameter:
IP-BP Sanborn	B-21M	2"

Samplers: Sean Connelly, Danielle VanMarter

Weather: 50°F, Mostly Sunny

Water Volume Calculation

1 inch= 0.041	6 inch= 1.4
1.5 inch= 0.092	8 inch= 2.5
2 inch= 0.163	10 inch= 4
4 inch= 0.64	

gal = (Total Depth of Well - Depth to Water) × Casing volume per foot

Acceptance Criteria:

Temp	± 3%
pH	± 0.1 unit
Sp. Cond.	± 3%
ORP	± 10mV
DO	± 10%
Turbidity	<50 NTU
Drawdown	<0.3 ft

Purging Data:

Method: Peri / Bladder

Date: 4/16/24 Time: (hhmm) 1030

feet below top of inner casing

Initial Depth to Water	Depth to Bottom
5.78	26.46

Time (hhmm)	DTW (ft)	Pump Rate (ml/min)	Volume (gal.)	Temp (C°)	Sp. Cond (ms/cm)	DO (mg/L)	pH	ORP (mV)	Turb (NTU)	Comments:
1030	5.92	300		11.0	1.005	4.76	7.86	179.4	36.66	
1035	5.99			11.0	1.095	0.66	7.44	185.6	15.52	
1040	6.02			11.1	1.136	0.22	7.23	188.0	11.24	
1045	6.05			11.2	1.139	0.09	7.17	188.6	14.32	
1050	6.08			11.2	1.138	0.04	7.13	188.6	17.99	
1055	6.08			11.2	1.135	-0.01	7.10	188.8	27.06	
1100	6.08			11.2	1.136	0.06	7.08	188.6	41.55	

Sample Collection Method: Peri / Bladder

Date: 4/16/24 Time: 1100

Total Volume of Water Purged (gal): 2.5

Hach Test Kits

Alkalinity (mg/L)	N/A
Carbon Dioxide (mg/L)	N/A
Ferrous Iron (mg/L)	N/A
Hydrogen Sulfide (mg/L)	N/A
DTW	

Comments:
Began purge @ 1031
FD-20240416

Sample Set

Parameter		Bottle	Pres.	Method
VOCs	☑	3-40 mL glass vial	HCL	8260C
Dissolved Fe & K	☐	1-500 mL poly(field filtered)	HNO3	6010C
TOC	☐	2-40mL amber glass vial	H2SO4	9060A
M.E.E	☐	3-40 mL glass vial	HCL	RSK-175 mod
Sulfide	☐	1- 250mL glass (field filtered)	NaOH/Zn Acetate	SM 4500 S2
Sulfate	☐	2-40 mL glass vial (field filtered)	unpreserved	300.0
Microbial Population	☐	In-line filter	N/A	CENSUS

AECOM

GROUNDWATER SAMPLING LOG

Low Flow Sampling Record

bp

Site Name:	Well ID:	Well Diameter:
IP-BP Sanborn	B-22M	2"

Samplers:
Sean Connelly
Danielle VanMarter

Weather:
50°, Mostly Sunny

Water Volume Calculation

1 inch= 0.041	6 inch= 1.4
1.5 inch= 0.092	8 inch= 2.5
2 inch= 0.163	10 inch= 4
4 inch= 0.64	

gal = (Total Depth of Well - Depth to Water) × Casing volume per foot

Acceptance Criteria:

Temp	± 3%
pH	± 0.1 unit
Sp. Cond.	± 3%
ORP	± 10mV
DO	± 10%
Turbidity	<50 NTU
Drawdown	<0.3 ft

Purging Data:

Method: Peri / Bladder

Date: 4/16/24 Time: (hhmm) 1118

feet below top of inner casing

Initial Depth to Water: 16.40

Depth to Bottom: 36.08

Time (hhmm)	DTW (ft)	Pump Rate (ml/min)	Volume (gal.)	Temp (C°)	Sp. Cond (ms/cm)	DO (mg/L)	pH	ORP (mV)	Turb (NTU)	Comments:
1118	16.45	250		12.5	0.981	7.60	7.39	195.1	355.21	DTW: 16.45
1123	16.46			11.7	1.118	3.88	7.26	198.2	243.16	
1128	16.46			11.7	1.122	3.96	7.20	197.7	199.28	
1133	16.46			11.7	1.115	3.83	7.17	197.4	149.00	
1138	16.46			11.6	1.088	4.24	7.19	197.5	36.11	
1143	16.46			11.6	1.099	4.29	7.19	198.1	106.15	
1148	16.46			11.7	1.107	4.30	7.18	197.7	20.09	
1153	16.46			11.7	1.111	4.25	7.18	198.2	20.22	

Sample Collection Method: Peri / Bladder

Date: 4/16/24

Time: 1153

Total Volume of Water Purged (gal): 2.5

Hach Test Kits

Alkalinity (mg/L)	N/A
Carbon Dioxide (mg/L)	N/A
Ferrous Iron (mg/L)	N/A
Hydrogen Sulfide (mg/L)	N/A
DTW	

Comments:

Sample Set

Parameter		Bottle	Pres.	Method
VOCs	☑	3-40 mL glass vial	HCL	8260C
Dissolved Fe & K	☐	1-500 mL poly(field filtered)	HNO3	6010C
TOC	☐	2-40mL amber glass vial	H2SO4	9060A
M.E.E	☐	3-40 mL glass vial	HCL	RSK-175 mod
Sulfide	☐	1- 250mL glass (field filtered)	NaOH/Zn Acetate	SM 4500 S2
Sulfate	☐	2-40 mL glass vial (field filtered)	unpreserved	300.0
Microbial Population	☐	In-line filter	N/A	CENSUS

AECOM

GROUNDWATER SAMPLING LOG

Low Flow Sampling Record

bp

Site Name:	Well ID:	Well Diameter:
IP-BP Sanborn	B-23M	2"

Samplers: Sean Connelly, Danielle VanMarter

Weather: 61 F, Mostly sunny

Water Volume Calculation

1 inch= 0.041	6 inch= 1.4
1.5 inch= 0.092	8 inch= 2.5
2 inch= 0.163	10 inch= 4
4 inch= 0.64	

gal = (Total Depth of Well - Depth to Water) x Casing volume per foot

Acceptance Criteria:

Temp	± 3%
pH	± 0.1 unit
Sp. Cond.	± 3%
ORP	± 10mV
DO	± 10%
Turbidity	<50 NTU
Drawdown	<0.3 ft

Purging Data: feet below top of inner casing

Method: Peri / Bladder | Date: 4/16/24 | Time: 1425 (hhmm)

Initial Depth to Water	Depth to Bottom
15.59	31.87

Time hhmm	DTW (ft)	Pump Rate (ml/min)	Volume (gal.)	Temp (C°)	Sp. Cond (ms/cm)	DO (mg/L)	pH	ORP (mV)	Turb (NTU)	Comments:
1425	16.39	350		11.1	1.134	4.60	7.38	216.6	24.49	
1430	16.65			10.9	1.093	0.30	7.22	218.2	60.55	
1435	16.68			10.8	1.061	0.44	7.15	219.6	109.15	
1440	16.68			10.6	0.964	2.08	7.19	219.2	116.28	
1445	16.63			10.6	0.953	2.72	7.20	218.7	165.79	
1450	16.63			10.6	0.952	2.77	7.17	220.2	189.32	
1455	16.63			10.6	0.949	2.79	7.17	220.2	207.48	
1500	16.63			10.6	0.946	2.80	7.16	220.1	205.92	

Sample Collection Method: Peri / Bladder | **Date:** 4/16/24 | **Time:** 1500 | **Total Volume of Water Purged (gal):** 2.7

Hach Test Kits

Alkalinity (mg/L)	N/A
Carbon Dioxide (mg/L)	N/A
Ferrous Iron (mg/L)	N/A
Hydrogen Sulfide (mg/L)	N/A
DTW	

Comments:

Sample Set

Parameter		Bottle	Pres.	Method
VOCs	☑	3-40 mL glass vial	HCL	8260C
Dissolved Fe & K	☐	1-500 mL poly(field filtered)	HNO3	6010C
TOC	☐	2-40mL amber glass vial	H2SO4	9060A
M.E.E	☐	3-40 mL glass vial	HCL	RSK-175 mod
Sulfide	☐	1- 250mL glass (field filtered)	NaOH/Zn Acetate	SM 4500 S2
Sulfate	☐	2-40 mL glass vial (field filtered)	unpreserved	300.0
Microbial Population	☐	In-line filter	N/A	CENSUS

AECOM

GROUNDWATER SAMPLING LOG

Low Flow Sampling Record

bp

Site Name:	Well ID:	Well Diameter:
IP-BP Sanborn	B-24M	2"

Samplers: Sean Connelly, Danielle VanMarter

Weather: 61°F, Mostly sunny

Water Volume Calculation

1 inch= 0.041	6 inch= 1.4
1.5 inch= 0.092	8 inch= 2.5
2 inch= 0.163	10 inch= 4
4 inch= 0.64	

gal = (Total Depth of Well - Depth to Water) x Casing volume per foot

Acceptance Criteria:

Temp	± 3%
pH	± 0.1 unit
Sp. Cond.	± 3%
ORP	± 10mV
DO	± 10%
Turbidity	<50 NTU
Drawdown	<0.3 ft

Purging Data:

Method: Peri / Bladder | Date: 4/16/24 | Time: 1600 (hhmm)

Initial Depth to Water	Depth to Bottom
6.62	26.85

feet below top of inner casing

Time (hhmm)	DTW (ft)	Pump Rate (ml/min)	Volume (gal.)	Temp (C°)	Sp. Cond (ms/cm)	DO (mg/L)	pH	ORP (mV)	Turb (NTU)	Comments:
1600	7.52	250		9.8	0.993	2.00	7.31	35.5	2.71	
1605	7.55			9.6	0.927	0.45	7.23	35.3	3.01	
1610	7.57			9.5	0.913	0.17	7.18	29.7	11.88	
1615	7.57			9.6	0.908	0.11	7.10	24.2	22.83	
1620	7.58			9.6	0.904	0.07	7.07	20.5	37.00	
1625	7.58			9.7	0.903	0.03	7.07	18.2	68.22	
1630	7.58			9.6	0.898	0.02	7.06	16.4	84.71	

Sample Collection Method: Peri / Bladder | **Date:** 4/16/24 | **Time:** 1630 | **Total Volume of Water Purged (gal):** 3.3

Hach Test Kits

Alkalinity (mg/L)	N/A
Carbon Dioxide (mg/L)	N/A
Ferrous Iron (mg/L)	N/A
Hydrogen Sulfide (mg/L)	N/A
DTW	

Comments:

Sample Set

Parameter		Bottle	Pres.	Method
VOCs	☑	3-40 mL glass vial	HCL	8260C
Dissolved Fe & K	☐	1-500 mL poly(field filtered)	HNO3	6010C
TOC	☐	2-40mL amber glass vial	H2SO4	9060A
M.E.E	☐	3-40 mL glass vial	HCL	RSK-175 mod
Sulfide	☐	1- 250mL glass (field filtered)	NaOH/Zn Acetate	SM 4500 S2
Sulfate	☐	2-40 mL glass vial (field filtered)	unpreserved	300.0
Microbial Population	☐	In-line filter	N/A	CENSUS

AECOM

GROUNDWATER SAMPLING LOG

Low Flow Sampling Record

bp

Site Name:	Well ID:	Well Diameter:
IP-BP Sanborn	B-28M	2"

Samplers:
Sean Connelly
Danielle VanMarter

Weather:
50°F, Mostly sunny

Water Volume Calculation

1 inch= 0.041	6 inch= 1.4
1.5 inch= 0.092	8 inch= 2.5
2 inch= 0.163	10 inch= 4
4 inch= 0.64	

gal = (Total Depth of Well - Depth to Water) × Casing volume per foot

Acceptance Criteria:

Temp	± 3%
pH	± 0.1 unit
Sp. Cond.	± 3%
ORP	± 10mV
DO	± 10%
Turbidity	<50 NTU
Drawdown	<0.3 ft

Purging Data:

Method: Peri / Bladder

Date: 4/16/24 Time: 1215 (hhmm)

feet below top of inner casing

Initial Depth to Water: 16.60

Depth to Bottom: 33.20

Time hhmm	DTW (ft)	Pump Rate (ml/min)	Volume (gal.)	Temp (C°)	Sp. Cond (ms/cm)	DO (mg/L)	pH	ORP (mV)	Turb (NTU)	Comments:
1215	16.72	150		11.6	0.750	3.50	7.65	193.2	83.59	
1220	17.50			11.1	0.747	1.07	7.31	195.6	53.68	
1225	17.78			11.1	0.745	0.93	7.27	195.7	54.15	
1230	18.09			11.1	0.750	0.85	7.26	194.6	62.78	
1235	18.30			11.2	0.755	0.80	7.25	194.4	77.29	
1240	18.54			11.1	0.752	0.73	7.26	194.2	97.31	
1245	18.68			11.1	0.738	0.77	7.24	195.1	111.86	
1250	18.80			11.1	0.732	0.83	7.24	196.5	131.27	
1255	18.89			11.1	0.732	0.83	7.24	196.6	126.73	

Sample Collection Method: Peri / Bladder

Date: 4/16/24 Time: 1255

Total Volume of Water Purged (gal): 2.7

Hach Test Kits

Alkalinity (mg/L)	N/A
Carbon Dioxide (mg/L)	N/A
Ferrous Iron (mg/L)	N/A
Hydrogen Sulfide (mg/L)	N/A
DTW	

Comments:
Began purge @ 1211

Sample Set

Parameter		Bottle	Pres.	Method
VOCs	☑	3-40 mL glass vial	HCL	8260C
Dissolved Fe & K	☐	1-500 mL poly(field filtered)	HNO3	6010C
TOC	☐	2-40mL amber glass vial	H2SO4	9060A
M.E.E	☐	3-40 mL glass vial	HCL	RSK-175 mod
Sulfide	☐	1- 250mL glass (field filtered)	NaOH/Zn Acetate	SM 4500 S2
Sulfate	☐	2-40 mL glass vial (field filtered)	unpreserved	300.0
Microbial Population	☐	In-line filter	N/A	CENSUS

AECOM

GROUNDWATER SAMPLING LOG

Low Flow Sampling Record

bp

Site Name:	Well ID:	Well Diameter:
IP-BP Sanborn	B-29M	2"

Samplers:
Sean Connelly
Danielle VanMarter

Weather:
50°F, Mostly Sunny

Water Volume Calculation

1 inch= 0.041	6 inch= 1.4
1.5 inch= 0.092	8 inch= 2.5
2 inch= 0.163	10 inch= 4
4 inch= 0.64	

gal = (Total Depth of Well - Depth to Water) × Casing volume per foot

Acceptance Criteria:

Temp	± 3%
pH	± 0.1 unit
Sp. Cond.	± 3%
ORP	± 10mV
DO	± 10%
Turbidity	<50 NTU
Drawdown	<0.3 ft

Purging Data:

Method: Peri / Bladder

Date: 4/16/24 Time: 1340 (hhmm)

feet below top of inner casing

Initial Depth to Water: 21.57

Depth to Bottom: 38.65

Time hhmm	DTW (ft)	Pump Rate (ml/min)	Volume (gal.)	Temp (C°)	Sp. Cond (ms/cm)	DO (mg/L)	pH	ORP (mV)	Turb (NTU)	Comments:
1340	21.55	200		11.7	1.509	1.36	7.68	228.9	77.52	
1345	21.60			11.4	1.506	0.63	7.20	227.5	12.25	
1350	21.62			11.7	1.529	0.45	7.13	224.7	18.38	
1355	21.58			11.5	1.533	0.35	7.11	222.0	23.80	
1400	21.58			11.4	1.534	0.34	7.12	221.2	22.21	
1405	21.58			11.4	1.534	0.31	7.12	220.0	18.50	
1410	21.58			11.4	1.533	0.33	7.11	218.7	27.26	

Sample Collection Method: Peri / Bladder

Date: 4/16/24

Time: 1410

Total Volume of Water Purged (gal): 2.8

Hach Test Kits

Alkalinity (mg/L)	N/A
Carbon Dioxide (mg/L)	N/A
Ferrous Iron (mg/L)	N/A
Hydrogen Sulfide (mg/L)	N/A
DTW	

Comments:
High iron bacteria

Sample Set

Parameter		Bottle	Pres.	Method
VOCs	☑	3-40 mL glass vial	HCL	8260C
Dissolved Fe & K	☐	1-500 mL poly(field filtered)	HNO3	6010C
TOC	☐	2-40mL amber glass vial	H2SO4	9060A
M.E.E	☐	3-40 mL glass vial	HCL	RSK-175 mod
Sulfide	☐	1- 250mL glass (field filtered)	NaOH/Zn Acetate	SM 4500 S2
Sulfate	☐	2-40 mL glass vial (field filtered)	unpreserved	300.0
Microbial Population	☐	In-line filter	N/A	CENSUS

AECOM

GROUNDWATER SAMPLING LOG

Low Flow Sampling Record

bp

Site Name:	Well ID:	Well Diameter:
IP-BP Sanborn	B-33M	2"

Samplers: Sean Connelly, Danielle VanMarter

Weather: 60°F, Overcast

Water Volume Calculation

1 inch= 0.041	6 inch= 1.4
1.5 inch= 0.092	8 inch= 2.5
2 inch= 0.163	10 inch= 4
4 inch= 0.64	

gal = (Total Depth of Well - Depth to Water) × Casing volume per foot

Acceptance Criteria:

Temp	± 3%
pH	± 0.1 unit
Sp. Cond.	± 3%
ORP	± 10mV
DO	± 10%
Turbidity	<50 NTU
Drawdown	<0.3 ft

Purging Data:

Method: Peri / Bladder

Date: 4/19/24 Time: 1213 (hhmm)

feet below top of inner casing

Initial Depth to Water: 16.52

Depth to Bottom: 26.75

Time (hhmm)	DTW (ft)	Pump Rate (ml/min)	Volume (gal.)	Temp (C°)	Sp. Cond (ms/cm)	DO (mg/L)	pH	ORP (mV)	Turb (NTU)	Comments:
1215	17.17	275		9.9	0.877	3.76	7.95	-164.9	283.64	
1220	17.34			9.7	0.923	0.53	7.55	-165.8	295.11	
1225	17.52			9.7	1.063	0.26	7.44	-163.4	61.99	
1230	17.56			9.9	1.110	0.12	7.33	-161.6	65.99	
1235	17.57			9.9	1.095	0.06	7.28	-160.2	12.86	
1240	17.58			10.2	1.071	0.03	7.25	-158.8	231.48	

Sample Collection Method: Peri / Bladder

Date: 4/19/24

Time: 1240

Total Volume of Water Purged (gal): 2.5

Hach Test Kits

Alkalinity (mg/L)	N/A
Carbon Dioxide (mg/L)	N/A
Ferrous Iron (mg/L)	N/A
Hydrogen Sulfide (mg/L)	N/A
DTW	

Comments:

Sample Set

Parameter		Bottle	Pres.	Method
VOCs	☑	3-40 mL glass vial	HCL	8260C
Dissolved Fe & K	☐	1-500 mL poly(field filtered)	HNO3	6010C
TOC	☐	2-40mL amber glass vial	H2SO4	9060A
M.E.E	☐	3-40 mL glass vial	HCL	RSK-175 mod
Sulfide	☐	1- 250mL glass (field filtered)	NaOH/Zn Acetate	SM 4500 S2
Sulfate	☐	2-40 mL glass vial (field filtered)	unpreserved	300.0
Microbial Population	☐	In-line filter	N/A	CENSUS

AECOM

GROUNDWATER SAMPLING LOG

Low Flow Sampling Record

bp

Site Name:	Well ID:	Well Diameter:
IP-BP Sanborn	B-39M	2"

Samplers:
Sean Connelly
Danielle VanMarter

Weather:
45°F, Overcast
steady rain began @1522

Water Volume Calculation

1 inch= 0.041	6 inch= 1.4
1.5 inch= 0.092	8 inch= 2.5
2 inch= 0.163	10 inch= 4
4 inch= 0.64	

gal = (Total Depth of Well - Depth to Water) × Casing volume per foot

Acceptance Criteria:

Temp	± 3%
pH	± 0.1 unit
Sp. Cond.	± 3%
ORP	± 10mV
DO	± 10%
Turbidity	<50 NTU
Drawdown	<0.3 ft

Purging Data:

Method: Peri / Bladder | Date: 4/17/24 | Time: (hhmm) 1459

feet below top of inner casing

Initial Depth to Water	Depth to Bottom
9.31	44.22

Time (hhmm)	DTW (ft)	Pump Rate (ml/min)	Volume (gal.)	Temp (C°)	Sp. Cond (ms/cm)	DO (mg/L)	pH	ORP (mV)	Turb (NTU)	Comments:
1500	9.31	350		10.0	1.433	4.52	7.44	-16.8	21.65	time start: 1500
1505	9.28			10.6	1.496	0.24	7.20	-39.0	14.22	1505
1510	9.28			10.6	1.416	0.10	7.19	-45.7	73.11	1510
1515	9.28			10.5	1.338	0.05	7.18	-49.8	74.94	1515
1520	9.28			10.5	1.269	0.05	7.17	-52.1	420.45	1520
1525	9.28			10.5	1.244	0.04	7.16	-52.7	326.77	1525
1530	9.28			10.5	1.227	0.04	7.16	-52.3	17.86	time end: 1530

Sample Collection Method: Peri / Bladder | **Date:** 4/17/24 | **Time:** 1530 | **Total Volume of Water Purged (gal):** 2.0

Hach Test Kits

Alkalinity (mg/L)	N/A
Carbon Dioxide (mg/L)	N/A
Ferrous Iron (mg/L)	N/A
Hydrogen Sulfide (mg/L)	N/A
DTW	

Comments:

Sample Set

Parameter		Bottle	Pres.	Method
VOCs	☑	3-40 mL glass vial	HCL	8260C
Dissolved Fe & K	☐	1-500 mL poly(field filtered)	HNO3	6010C
TOC	☐	2-40mL amber glass vial	H2SO4	9060A
M.E.E	☐	3-40 mL glass vial	HCL	RSK-175 mod
Sulfide	☐	1- 250mL glass (field filtered)	NaOH/Zn Acetate	SM 4500 S2
Sulfate	☐	2-40 mL glass vial (field filtered)	unpreserved	300.0
Microbial Population	☐	In-line filter	N/A	CENSUS

AECOM

GROUNDWATER SAMPLING LOG

Low Flow Sampling Record

bp

Site Name: IP-BP Sanborn	**Well ID:** B-38M	**Well Diameter:** 2"

Samplers: S. Connelly; Danielle VanMatre

Weather: 50°F, Mostly Sunny

Water Volume Calculation

1 inch= 0.041	6 inch= 1.4
1.5 inch= 0.092	8 inch= 2.5
2 inch= 0.163	10 inch= 4
4 inch= 0.64	

gal = (Total Depth of Well - Depth to Water) × Casing volume per foot

Acceptance Criteria:

Temp	± 3%
pH	± 0.1 unit
Sp. Cond.	± 3%
ORP	± 10mV
DO	± 10%
Turbidity	<50 NTU
Drawdown	<0.3 ft

Purging Data: 4/16/24

Method: Peri (Bladder) **Date:** 4/16/24 **Time:** (hhmm)

Initial Depth to Water: 25.87 feet below top of inner casing

Depth to Bottom: 41.29

Time (hhmm)	DTW (ft)	Pump Rate (ml/min)	Volume (gal.)	Temp (C°)	Sp. Cond (ms/cm)	DO (mg/L)	pH	ORP (mV)	Turb (NTU)	Comments:
0850	26.13	450		10.5	1.236	4.41	8.29	120.0	73.0	
0855	26.16	375		10.1	1.725	2.02	7.42	130.4	26.85	
0900	26.21			10.1	1.630	1.82	7.23	136.7	27.57	
0905	26.22			10.0	1.406	1.38	7.19	139.3	15.26	
0910	26.25			10.0	1.358	1.15	7.13	142.3	9.26	
0915	26.25			10.0	1.345	1.00	7.11	144.4	7.88	
0920	26.25			10.0	1.327	0.86	7.08	146.2	9.21	
0925	26.25			10.0	1.312	0.80	7.08	147.6	9.71	
0930										

Sample Collection Method: Peri / Bladder **Date:** 4/16/24 **Time:** 0930 **Total Volume of Water Purged (gal):** 4.0

Hach Test Kits

Alkalinity (mg/L)	N/A
Carbon Dioxide (mg/L)	N/A
Ferrous Iron (mg/L)	N/A
Hydrogen Sulfide (mg/L)	N/A
DTW	

Comments:
Begin purge @ 0849
1 Well volume: 2.51

Sample Set

Parameter		Bottle	Pres.	Method
VOCs	☑	3-40 mL glass vial	HCL	8260C
Dissolved Fe & K	☐	1-500 mL poly(field filtered)	HNO3	6010C
TOC	☐	2-40mL amber glass vial	H2SO4	9060A
M.E.E	☐	3-40 mL glass vial	HCL	RSK-175 mod
Sulfide	☐	1- 250mL glass (field filtered)	NaOH/Zn Acetate	SM 4500 S2
Sulfate	☐	2-40 mL glass vial (field filtered)	unpreserved	300.0
Microbial Population	☐	In-line filter	N/A	CENSUS

AECOM

GROUNDWATER SAMPLING LOG

Low Flow Sampling Record

bp

Site Name:	Well ID:	Well Diameter:
IP-BP Sanborn	B-40M	2"

Samplers: Sean Connelly, Danielle VanMarter

Weather: 45'F, Overcast

Water Volume Calculation

1 inch= 0.041	6 inch= 1.4
1.5 inch= 0.092	8 inch= 2.5
2 inch= 0.163	10 inch= 4
4 inch= 0.64	

gal = (Total Depth of Well - Depth to Water) × Casing volume per foot

Acceptance Criteria:

Temp	± 3%
pH	± 0.1 unit
Sp. Cond.	± 3%
ORP	± 10mV
DO	± 10%
Turbidity	<50 NTU
Drawdown	<0.3 ft

Purging Data: feet below top of inner casing

Method: Peri / Bladder | Date: 4/17/24 | Time: (hhmm) 1419 | Initial Depth to Water: ~~10.29~~ 11.31 | Depth to Bottom: 58.12

Time (hhmm)	DTW (ft)	Pump Rate (ml/min)	Volume (gal.)	Temp (C°)	Sp. Cond (ms/cm)	DO (mg/L)	pH	ORP (mV)	Turb (NTU)	Comments:
1420	10.44	350		10.2	1.485	8.34	7.46	146.4	25.31	
1425	10.46			10.8	2.109	0.42	7.30	-17.7	1540.38	
1430	10.48			10.8	2.044	0.13	7.35	-54.0	1529.05	
1435	10.52			10.8	1.718	0.02	7.36	-67.8	16.03	
1440	10.52			10.8	1.533	0.02	7.37	-75.5	14.63	
1445	10.52			10.8	1.458	-0.04	7.35	-61.9	16.08	
1450	10.54			10.9	1.425	-0.04	7.33	-60.4	16.63	

Sample Collection Method: Peri / Bladder | **Date:** 4/17/24 | **Time:** 1450 | **Total Volume of Water Purged (gal):** 2.5

Hach Test Kits

Alkalinity (mg/L)	N/A
Carbon Dioxide (mg/L)	N/A
Ferrous Iron (mg/L)	N/A
Hydrogen Sulfide (mg/L)	N/A
DTW	

Comments:

Sample Set

Parameter		Bottle	Pres.	Method
VOCs	☑	3-40 mL glass vial	HCL	8260C
Dissolved Fe & K	☐	1-500 mL poly(field filtered)	HNO3	6010C
TOC	☐	2-40mL amber glass vial	H2SO4	9060A
M.E.E	☐	3-40 mL glass vial	HCL	RSK-175 mod
Sulfide	☐	1- 250mL glass (field filtered)	NaOH/Zn Acetate	SM 4500 S2
Sulfate	☐	2-40 mL glass vial (field filtered)	unpreserved	300.0
Microbial Population	☐	In-line filter	N/A	CENSUS

AECOM

GROUNDWATER SAMPLING LOG

Low Flow Sampling Record

bp

Site Name:	Well ID:	Well Diameter:
IP-BP Sanborn	B-41M	2"

Samplers:
Sean Connelly
Danielle VanMarter

Weather:
45°F, overcast

Water Volume Calculation

1 inch= 0.041	6 inch= 1.4
1.5 inch= 0.092	8 inch= 2.5
2 inch= 0.163	10 inch= 4
4 inch= 0.64	

gal = (Total Depth of Well - Depth to Water) × Casing volume per foot

Acceptance Criteria:

Temp	± 3%
pH	± 0.1 unit
Sp. Cond.	± 3%
ORP	± 10mV
DO	± 10%
Turbidity	<50 NTU
Drawdown	<0.3 ft

Purging Data:

Method: Peri / Bladder

Date: 4/17/24 Time: 1318 (hhmm)

Initial Depth to Water: 11.63 feet below top of inner casing

Depth to Bottom: 72.81

Time (hhmm)	DTW (ft)	Pump Rate (ml/min)	Volume (gal.)	Temp (C°)	Sp. Cond (ms/cm)	DO (mg/L)	pH	ORP (mV)	Turb (NTU)	Comments:
1320	11.85	300		9.6	0.969	9.50	8.22	107.5	6.59	
1325	12.03			10.6	1.074	0.67	7.43	125.7	4952.14	
1330	12.11			10.6	1.080	0.30	7.29	130.1	3429.76	
1335	12.24			10.8	1.077	0.14	7.21	133.5	3312.08	
1340	12.30			10.8	1.076	0.09	7.20	134.9	5660.12	
1345	12.36			10.9	1.070	0.07	7.18	136.7	78.44	
1350	12.36			10.9	1.070	0.05	7.17	137.7	47.50	
1355	12.37			11.0	1.066	0.03	7.16	138.2	74.80	
1400	12.37			11.0	1.065	0.02	7.16	138.7	28.50	
1405	12.38			11.0	1.063	0.06	7.16	138.9	28.38	

Sample Collection Method: Peri / Bladder

Date: 4/17/24

Time: 1405

Total Volume of Water Purged (gal): 2.5

Hach Test Kits

Alkalinity (mg/L)	N/A
Carbon Dioxide (mg/L)	N/A
Ferrous Iron (mg/L)	N/A
Hydrogen Sulfide (mg/L)	N/A
DTW	

Comments:

Sample Set

Parameter		Bottle	Pres.	Method
VOCs	☑	3-40 mL glass vial	HCL	8260C
Dissolved Fe & K	☐	1-500 mL poly(field filtered)	HNO3	6010C
TOC	☐	2-40mL amber glass vial	H2SO4	9060A
M.E.E	☐	3-40 mL glass vial	HCL	RSK-175 mod
Sulfide	☐	1- 250mL glass (field filtered)	NaOH/Zn Acetate	SM 4500 S2
Sulfate	☐	2-40 mL glass vial (field filtered)	unpreserved	300.0
Microbial Population	☐	In-line filter	N/A	CENSUS

AECOM

GROUNDWATER SAMPLING LOG

bp

Low Flow Sampling Record

Site Name:	Well ID:	Well Diameter:
IP-BP Sanborn	B-42M	2"

Samplers:
Sean Connelly
Danielle VanMarter

Weather:
60°F, Rain (steady)

Water Volume Calculation

1 inch= 0.041	6 inch= 1.4
1.5 inch= 0.092	8 inch= 2.5
2 inch= 0.163	10 inch= 4
4 inch= 0.64	

gal = (Total Depth of Well - Depth to Water) × Casing volume per foot

Acceptance Criteria:

Temp	± 3%
pH	± 0.1 unit
Sp. Cond.	± 3%
ORP	± 10mV
DO	± 10%
Turbidity	<50 NTU
Drawdown	<0.3 ft

Purging Data:

Method: Peri / Bladder

Date: 4/19/24 Time: (hhmm) 0925

feet below top of inner casing

Initial Depth to Water: 7.35

Depth to Bottom: 45.62

Time (hhmm)	DTW (ft)	Pump Rate (ml/min)	Volume (gal.)	Temp (C°)	Sp. Cond (ms/cm)	DO (mg/L)	pH	ORP (mV)	Turb (NTU)	Comments:
0925	7.35	300		10.5	0.901	2.68	7.56	117.5	2.53	
0930	7.29			10.5	0.881	0.50	7.28	127.0	1.93	
0935	7.29			10.6	0.880	0.24	7.22	131.4	8.46	
0940	7.29			10.7	0.880	0.16	7.20	134.0	1.15	
0945	7.29			10.7	0.879	0.10	7.18	138.4	28.74	
0950	7.29			10.7	0.878	0.05	7.16	141.9	142.0	
~~0955~~										

Sample Collection Method: Peri / Bladder

Date: 4/19/24

Time: 0950

Total Volume of Water Purged (gal): 2.0

Hach Test Kits

Alkalinity (mg/L)	N/A
Carbon Dioxide (mg/L)	N/A
Ferrous Iron (mg/L)	N/A
Hydrogen Sulfide (mg/L)	N/A
DTW	

Comments:

Sample Set

Parameter		Bottle	Pres.	Method
VOCs	☑	3-40 mL glass vial	HCL	8260C
Dissolved Fe & K	☐	1-500 mL poly(field filtered)	HNO3	6010C
TOC	☐	2-40mL amber glass vial	H2SO4	9060A
M.E.E	☐	3-40 mL glass vial	HCL	RSK-175 mod
Sulfide	☐	1- 250mL glass (field filtered)	NaOH/Zn Acetate	SM 4500 S2
Sulfate	☐	2-40 mL glass vial (field filtered)	unpreserved	300.0
Microbial Population	☐	In-line filter	N/A	CENSUS

AECOM

GROUNDWATER SAMPLING LOG

Low Flow Sampling Record

bp

Site Name:	Well ID:	Well Diameter:
IP-BP Sanborn	B-43M	2"

Samplers:
Sean Connelly
Danielle VanMarter

Weather:
60°F, Rain (light)
steady rain began @ 0959

Water Volume Calculation

1 inch= 0.041	6 inch= 1.4
1.5 inch= 0.092	8 inch= 2.5
2 inch= 0.163	10 inch= 4
4 inch= 0.64	

gal = (Total Depth of Well - Depth to Water) × Casing volume per foot

Acceptance Criteria:

Temp	± 3%
pH	± 0.1 unit
Sp. Cond.	± 3%
ORP	± 10mV
DO	± 10%
Turbidity	<50 NTU
Drawdown	<0.3 ft

Purging Data:

feet below top of inner casing

Method:	Date:	Time: (hhmm)	Initial Depth to Water	Depth to Bottom
Peri / Bladder	4/19/24	0957	9.40	59.08

Time hhmm	DTW (ft)	Pump Rate (ml/min)	Volume (gal.)	Temp (C°)	Sp. Cond (ms/cm)	DO (mg/L)	pH	ORP (mV)	Turb (NTU)	Comments:
1000	10.08	350		10.4	1.383	8.17	7.42	156.7	17.38	
1005	11.41			10.9	2.060	0.41	7.35	-28.3	126.54	
1010	11.89			11.0	2.058	0.14	7.50	-68.4	284.17	
1015	12.18			11.0	2.003	0.10	7.53	-83.7	188.46	
1020	12.23			10.9	1.883	0.06	7.54	-99.0	64.24	
1025	12.29			11.0	1.706	0.02	7.50	-118.4	9.30	
1030	12.32			11.1	1.649	0.01	7.48	-124.4	48.21	

Sample Collection Method:	Date:	Time:	Total Volume of Water Purged (gal):
Peri / Bladder	4/19/24	1030	2.5

Hach Test Kits

Alkalinity (mg/L)	N/A
Carbon Dioxide (mg/L)	N/A
Ferrous Iron (mg/L)	N/A
Hydrogen Sulfide (mg/L)	N/A
DTW	

Comments:

Sample Set

Parameter		Bottle	Pres.	Method
VOCs	☑	3-40 mL glass vial	HCL	8260C
Dissolved Fe & K	☐	1-500 mL poly(field filtered)	HNO3	6010C
TOC	☐	2-40mL amber glass vial	H2SO4	9060A
M.E.E	☐	3-40 mL glass vial	HCL	RSK-175 mod
Sulfide	☐	1- 250mL glass (field filtered)	NaOH/Zn Acetate	SM 4500 S2
Sulfate	☐	2-40 mL glass vial (field filtered)	unpreserved	300.0
Microbial Population	☐	In-line filter	N/A	CENSUS

AECOM

GROUNDWATER SAMPLING LOG

Low Flow Sampling Record

bp

Site Name:	Well ID:	Well Diameter:
IP-BP Sanborn	B-44M	2"

Samplers: Sean Connelly, Danielle VanMarter

Weather: 60°F, Rain (light)

Water Volume Calculation

1 inch= 0.041	6 inch= 1.4
1.5 inch= 0.092	8 inch= 2.5
2 inch= 0.163	10 inch= 4
4 inch= 0.64	

gal = (Total Depth of Well - Depth to Water) × Casing volume per foot

Acceptance Criteria:

Temp	± 3%
pH	± 0.1 unit
Sp. Cond.	± 3%
ORP	± 10mV
DO	± 10%
Turbidity	<50 NTU
Drawdown	<0.3 ft

Purging Data:

Method: Peri / Bladder | Date: 4/19/24 | Time: (hhmm) 1037

feet below top of inner casing

Initial Depth to Water	Depth to Bottom
10.76	76.58

Time (hhmm)	DTW (ft)	Pump Rate (ml/min)	Volume (gal.)	Temp (C°)	Sp. Cond (ms/cm)	DO (mg/L)	pH	ORP (mV)	Turb (NTU)	Comments:
1040	11.48	350		10.6	2.106	4.09	8.23	-140.2	6.17	
1045	11.53			11.1	2.263	-0.01	8.95	-288.2	11.12	
1050	12.00			11.1	2.292	-0.04	8.95	-307.2	496.20	
1055	14.33			11.1	2.345	-0.07	8.86	-330.9	6.39	
1100	14.33			11.2	2.423	-0.09	8.64	-345.2	42.29	
1105	14.33			11.3	2.517	-0.09	8.27	-344.9	8.24	
1110	15.58			11.3	2.575	-0.09	8.03	-340.2	3.58	

Sample Collection Method: Peri / Bladder | **Date:** 4/19/24 | **Time:** 1110 | **Total Volume of Water Purged (gal):** 2.5

Hach Test Kits

Alkalinity (mg/L)	N/A
Carbon Dioxide (mg/L)	N/A
Ferrous Iron (mg/L)	N/A
Hydrogen Sulfide (mg/L)	N/A
DTW	

Comments:

Sample Set

Parameter		Bottle	Pres.	Method
VOCs	☑	3-40 mL glass vial	HCL	8260C
Dissolved Fe & K	☐	1-500 mL poly(field filtered)	HNO3	6010C
TOC	☐	2-40mL amber glass vial	H2SO4	9060A
M.E.E	☐	3-40 mL glass vial	HCL	RSK-175 mod
Sulfide	☐	1- 250mL glass (field filtered)	NaOH/Zn Acetate	SM 4500 S2
Sulfate	☐	2-40 mL glass vial (field filtered)	unpreserved	300.0
Microbial Population	☐	In-line filter	N/A	CENSUS

AECOM

GROUNDWATER SAMPLING LOG

Low Flow Sampling Record

bp

Site Name:	Well ID:	Well Diameter:
IP-BP Sanborn	B-46M	2"

Samplers:
Sean Connelly
Danielle VanMarter

Weather:
61°F, Mostly sunny

Water Volume Calculation

1 inch= 0.041	6 inch= 1.4
1.5 inch= 0.092	8 inch= 2.5
2 inch= 0.163	10 inch= 4
4 inch= 0.64	

gal = (Total Depth of Well - Depth to Water) × Casing volume per foot

Acceptance Criteria:

Temp	± 3%
pH	± 0.1 unit
Sp. Cond.	± 3%
ORP	± 10mV
DO	± 10%
Turbidity	<50 NTU
Drawdown	<0.3 ft

Purging Data:

Method: Peri / Bladder

Date: 4/16/24 Time: (hhmm) 1645

feet below top of inner casing

Initial Depth to Water: 15.11

Depth to Bottom: 29.90

Time (hhmm)	DTW (ft)	Pump Rate (ml/min)	Volume (gal.)	Temp (C°)	Sp. Cond (ms/cm)	DO (mg/L)	pH	ORP (mV)	Turb (NTU)	Comments:
1645	15.58	250		10.1	1.161	0.80	7.25	68.9	1.61	DO 0.80
1650	15.49			10.3	1.110	0.42	7.15	75.4	0.753	DO 0.42
1655	15.49			10.2	0.996	0.41	7.10	79.0	8.76	
1700	15.49			10.2	0.999	0.36	7.09	80.7	13.84	
1705	15.49			10.3	0.992	0.33	7.07	82.9	20.20	
1710	15.49			10.2	0.989	0.31	7.06	84.9	31.05	
1715	15.49			10.2	0.993	0.31	7.06	86.6	38.65	

Sample Collection Method: Peri / Bladder

Date: 4/16/24

Time: 1715

Total Volume of Water Purged (gal): 2.4

Hach Test Kits

Alkalinity (mg/L)	N/A
Carbon Dioxide (mg/L)	N/A
Ferrous Iron (mg/L)	N/A
Hydrogen Sulfide (mg/L)	N/A
DTW	

Comments:

Sample Set

Parameter		Bottle	Pres.	Method
VOCs	☑	3-40 mL glass vial	HCL	8260C
Dissolved Fe & K	☐	1-500 mL poly(field filtered)	HNO3	6010C
TOC	☐	2-40mL amber glass vial	H2SO4	9060A
M.E.E	☐	3-40 mL glass vial	HCL	RSK-175 mod
Sulfide	☐	1- 250mL glass (field filtered)	NaOH/Zn Acetate	SM 4500 S2
Sulfate	☐	2-40 mL glass vial (field filtered)	unpreserved	300.0
Microbial Population	☐	In-line filter	N/A	CENSUS

AECOM

GROUNDWATER SAMPLING LOG

Low Flow Sampling Record

bp

Site Name:	Well ID:	Well Diameter:
IP-BP Sanborn	B-48M	2"

Samplers:
Sean Connelly
Danielle VanMarter

Weather:
50°F, Overcast

Water Volume Calculation

1 inch= 0.041	6 inch= 1.4
1.5 inch= 0.092	8 inch= 2.5
2 inch= 0.163	10 inch= 4
4 inch= 0.64	

gal = (Total Depth of Well - Depth to Water) × Casing volume per foot

Acceptance Criteria:

Temp	± 3%
pH	± 0.1 unit
Sp. Cond.	± 3%
ORP	± 10mV
DO	± 10%
Turbidity	<50 NTU
Drawdown	<0.3 ft

Purging Data: feet below top of inner casing

Method: Peri / Bladder | Date: 4/18/24 | Time: (hhmm) 1415 | Initial Depth to Water: 9.06 | Depth to Bottom: 47.09

Time hhmm	DTW (ft)	Pump Rate (ml/min)	Volume (gal.)	Temp (C°)	Sp. Cond (ms/cm)	DO (mg/L)	pH	ORP (mV)	Turb (NTU)	Comments:
1415	8.34	300		9.1	1.037	3.98	7.91	-239.4	-0.66	
1420	8.85			9.4	0.858	4.35	7.91	-217.3	3.54	
1425	9.04			9.5	0.835	4.75	7.90	-205.3	68.93	
1430	9.04			9.6	0.832	4.84	7.87	-199.1	382.47	
1435	9.04			9.6	0.829	4.90	7.85	-195.7	161.99	
1440	9.04			9.6	0.833	4.40	7.78	-193.7	279.22	
1445	9.04			9.7	0.849	3.20	7.68	-194.6	251.55	

Sample Collection Method: Peri / Bladder | **Date:** 4/18/24 | **Time:** 1445 | **Total Volume of Water Purged (gal):** 1.45

Hach Test Kits

Alkalinity (mg/L)	N/A
Carbon Dioxide (mg/L)	N/A
Ferrous Iron (mg/L)	N/A
Hydrogen Sulfide (mg/L)	N/A
DTW	

Comments:

Sample Set

Parameter		Bottle	Pres.	Method
VOCs	☑	3-40 mL glass vial	HCL	8260C
Dissolved Fe & K	☐	1-500 mL poly(field filtered)	HNO3	6010C
TOC	☐	2-40mL amber glass vial	H2SO4	9060A
M.E.E	☐	3-40 mL glass vial	HCL	RSK-175 mod
Sulfide	☐	1- 250mL glass (field filtered)	NaOH/Zn Acetate	SM 4500 S2
Sulfate	☐	2-40 mL glass vial (field filtered)	unpreserved	300.0
Microbial Population	☐	In-line filter	N/A	CENSUS

AECOM

GROUNDWATER SAMPLING LOG

Low Flow Sampling Record

bp

Site Name:	Well ID:	Well Diameter:
IP-BP Sanborn	B-49M	2"

Samplers:
Sean Connelly
Danielle VanMarter

Weather:
50°F, Overcast

Water Volume Calculation

1 inch= 0.041	6 inch= 1.4
1.5 inch= 0.092	8 inch= 2.5
2 inch= 0.163	10 inch= 4
4 inch= 0.64	

gal = (Total Depth of Well - Depth to Water) × Casing volume per foot

Acceptance Criteria:

Temp	± 3%
pH	± 0.1 unit
Sp. Cond.	± 3%
ORP	± 10mV
DO	± 10%
Turbidity	<50 NTU
Drawdown	<0.3 ft

Purging Data:

Method: Peri / Bladder

Date: 4/18/24 Time: (hhmm) 1338

feet below top of inner casing

Initial Depth to Water: 17.81

Depth to Bottom: 82.70

Time hhmm	DTW (ft)	Pump Rate (ml/min)	Volume (gal.)	Temp (C°)	Sp. Cond (ms/cm)	DO (mg/L)	pH	ORP (mV)	Turb (NTU)	Comments:
1340	18.19	250		10.0	1.874	2.33	7.21	32.0	3.64	
1345	18.44			10.0	2.069	0.17	7.63	-106.6	9.58	
1350	18.56			10.1	2.128	0.06	7.60	-148.9	11.04	
1355	18.67			10.1	2.226	0.00	7.49	-261.9	23.74	
1400	18.71			10.1	2.331	-0.02	7.42	-290.0	51.66	
1405	18.81			10.1	2.442	-0.03	7.36	-293.7	95.93	
1410	18.85			10.1	2.598	-0.04	7.31	-297.5	128.86	

Sample Collection Method: Peri / Bladder

Date: 4/18/24

Time: 1410

Total Volume of Water Purged (gal): 1.5

Hach Test Kits

Alkalinity (mg/L)	N/A
Carbon Dioxide (mg/L)	N/A
Ferrous Iron (mg/L)	N/A
Hydrogen Sulfide (mg/L)	N/A
DTW	

Comments:

Sample Set

Parameter		Bottle	Pres.	Method
VOCs	☑	3-40 mL glass vial	HCL	8260C
Dissolved Fe & K	☐	1-500 mL poly(field filtered)	HNO3	6010C
TOC	☐	2-40mL amber glass vial	H2SO4	9060A
M.E.E	☐	3-40 mL glass vial	HCL	RSK-175 mod
Sulfide	☐	1- 250mL glass (field filtered)	NaOH/Zn Acetate	SM 4500 S2
Sulfate	☐	2-40 mL glass vial (field filtered)	unpreserved	300.0
Microbial Population	☐	In-line filter	N/A	CENSUS

AECOM

GROUNDWATER SAMPLING LOG

Low Flow Sampling Record

bp

Site Name:	Well ID:	Well Diameter:
IP-BP Sanborn	B-50M	2"

Samplers: Sean Connelly, Danielle VanMarter

Weather: 50°F, Overcast

Water Volume Calculation

1 inch= 0.041	6 inch= 1.4
1.5 inch= 0.092	8 inch= 2.5
2 inch= 0.163	10 inch= 4
4 inch= 0.64	

gal = (Total Depth of Well - Depth to Water) × Casing volume per foot

Acceptance Criteria:

Temp	± 3%
pH	± 0.1 unit
Sp. Cond.	± 3%
ORP	± 10mV
DO	± 10%
Turbidity	<50 NTU
Drawdown	<0.3 ft

Purging Data:

Method: Peri / Bladder | Date: 4/18/24 | Time: (hhmm) 1030

feet below top of inner casing

Initial Depth to Water	Depth to Bottom
3.59	36.00

Time hhmm	DTW (ft)	Pump Rate (ml/min)	Volume (gal.)	Temp (C°)	Sp. Cond (ms/cm)	DO (mg/L)	pH	ORP (mV)	Turb (NTU)	Comments:
1030	3.60	275		9.2	0.927	2.02	7.14	109.6	120.30	
1035	3.58			9.4	0.897	0.14	7.10	109.5	1828.77	
1040	3.58			9.4	0.878	0.00	7.08	110.3	77.23	
1045	3.58			9.4	0.871	-0.07	7.06	111.3	16.54	
1050	3.58			9.5	0.869	-0.07	7.05	112.3	6.07	
1055	3.58			9.3	0.864	-0.08	7.04	113.4	28.04	
~~1100~~										

DV

Sample Collection Method: Peri / Bladder | **Date:** 4/18/24 | **Time:** 1055 | **Total Volume of Water Purged (gal):** 1.5

Hach Test Kits

Alkalinity (mg/L)	N/A
Carbon Dioxide (mg/L)	N/A
Ferrous Iron (mg/L)	N/A
Hydrogen Sulfide (mg/L)	N/A
DTW	

Comments:

Sample Set

Parameter		Bottle	Pres.	Method
VOCs	☑	3-40 mL glass vial	HCL	8260C
Dissolved Fe & K	☐	1-500 mL poly(field filtered)	HNO3	6010C
TOC	☐	2-40mL amber glass vial	H2SO4	9060A
M.E.E	☐	3-40 mL glass vial	HCL	RSK-175 mod
Sulfide	☐	1- 250mL glass (field filtered)	NaOH/Zn Acetate	SM 4500 S2
Sulfate	☐	2-40 mL glass vial (field filtered)	unpreserved	300.0
Microbial Population	☐	In-line filter	N/A	CENSUS

AECOM

GROUNDWATER SAMPLING LOG

Low Flow Sampling Record

bp

Site Name:	Well ID:	Well Diameter:
IP-BP Sanborn	B-52M	2"

Samplers: Danielle VanMarter, Sean Connelly

Weather: 50°F, overcast

Water Volume Calculation

1 inch= 0.041	6 inch= 1.4
1.5 inch= 0.092	8 inch= 2.5
2 inch= 0.163	10 inch= 4
4 inch= 0.64	

gal = (Total Depth of Well - Depth to Water) × Casing volume per foot

Acceptance Criteria:

Temp	± 3%
pH	± 0.1 unit
Sp. Cond.	± 3%
ORP	± 10mV
DO	± 10%
Turbidity	<50 NTU
Drawdown	<0.3 ft

Purging Data:

Method: Peri / Bladder

Date: 4/18/24 Time: (hhmm) 0839

feet below top of inner casing

Initial Depth to Water: 3.40

Depth to Bottom: 22.55

Time (hhmm)	DTW (ft)	Pump Rate (ml/min)	Volume (gal.)	Temp (C°)	Sp. Cond (ms/cm)	DO (mg/L)	pH	ORP (mV)	Turb (NTU)	Comments:
0840	3.40	350		8.4	1.233	4.30	7.53	77.5	7.76	
0845	3.40			8.1	1.257	0.57	7.22	92.8	3.50	
0850	3.40			8.1	1.255	0.21	7.11	96.0	2.37	
0855	3.40			8.1	1.226	0.10	7.07	99.7	1.60	
0900	3.40			8.1	1.209	0.06	7.04	103.2	1.68	
0905	3.40			8.1	1.197	0.03	7.03	106.7	0.81	
0910	3.40			8.1	1.191	0.01	7.02	109.5	0.83	

Sample Collection Method: Peri / Bladder

Date: 4/18/24 **Time:** 0910

Total Volume of Water Purged (gal): 1.5

Hach Test Kits

Alkalinity (mg/L)	N/A
Carbon Dioxide (mg/L)	N/A
Ferrous Iron (mg/L)	N/A
Hydrogen Sulfide (mg/L)	N/A
DTW	

Comments:

Sample Set

Parameter		Bottle	Pres.	Method
VOCs	☑	3-40 mL glass vial	HCL	8260C
Dissolved Fe & K	☐	1-500 mL poly(field filtered)	HNO3	6010C
TOC	☐	2-40mL amber glass vial	H2SO4	9060A
M.E.E	☐	3-40 mL glass vial	HCL	RSK-175 mod
Sulfide	☐	1- 250mL glass (field filtered)	NaOH/Zn Acetate	SM 4500 S2
Sulfate	☐	2-40 mL glass vial (field filtered)	unpreserved	300.0
Microbial Population	☐	In-line filter	N/A	CENSUS

AECOM

GROUNDWATER SAMPLING LOG

Low Flow Sampling Record

bp

Site Name:	Well ID:	Well Diameter:
IP-BP Sanborn	B-53M	2"

Samplers:
Sean Connelly
Danielle VanMarter

Weather:
50°F, overcast

Water Volume Calculation

1 inch= 0.041	6 inch= 1.4
1.5 inch= 0.092	8 inch= 2.5
2 inch= 0.163	10 inch= 4
4 inch= 0.64	

gal = (Total Depth of Well - Depth to Water) × Casing volume per foot

Acceptance Criteria:

Temp	± 3%
pH	± 0.1 unit
Sp. Cond.	± 3%
ORP	± 10mV
DO	± 10%
Turbidity	<50 NTU
Drawdown	<0.3 ft

Purging Data:

Method: Peri / Bladder

Date: 4/18/24 Time: (hhmm) 0914

feet below top of inner casing

Initial Depth to Water: 3.29

Depth to Bottom: 33.46

Time (hhmm)	DTW (ft)	Pump Rate (ml/min)	Volume (gal.)	Temp (C°)	Sp. Cond (ms/cm)	DO (mg/L)	pH	ORP (mV)	Turb (NTU)	Comments:
0915	3.35	275		8.2	0.906	3.03	7.16	111.4	5.89	
0920	3.35			8.6	0.868	0.33	7.09	116.3	15.64	
0925	3.35			8.7	0.868	0.19	7.08	119.6	11.00	
0930	3.35			8.7	0.869	0.11	7.08	122.1	9.24	
0935	3.35			8.7	0.870	0.05	7.07	125.4	11.58	
DV ~~0940~~										
DV ~~0945~~										

Sample Collection Method: Peri / Bladder

Date: 4/18/24

Time: 0935

Total Volume of Water Purged (gal): 1.5

Hach Test Kits

Alkalinity (mg/L)	N/A
Carbon Dioxide (mg/L)	N/A
Ferrous Iron (mg/L)	N/A
Hydrogen Sulfide (mg/L)	N/A
DTW	

Comments:

Sample Set

Parameter		Bottle	Pres.	Method
VOCs	☑	3-40 mL glass vial	HCL	8260C
Dissolved Fe & K	☐	1-500 mL poly(field filtered)	HNO3	6010C
TOC	☐	2-40mL amber glass vial	H2SO4	9060A
M.E.E	☐	3-40 mL glass vial	HCL	RSK-175 mod
Sulfide	☐	1- 250mL glass (field filtered)	NaOH/Zn Acetate	SM 4500 S2
Sulfate	☐	2-40 mL glass vial (field filtered)	unpreserved	300.0
Microbial Population	☐	In-line filter	N/A	CENSUS

AECOM

GROUNDWATER SAMPLING LOG

Low Flow Sampling Record

bp

Site Name:	Well ID:	Well Diameter:
IP-BP Sanborn	B-56M	2"

Samplers:
Sean Connelly
Danielle VanMarter

Weather:
61°F, Mostly sunny

Water Volume Calculation

1 inch= 0.041	6 inch= 1.4
1.5 inch= 0.092	8 inch= 2.5
2 inch= 0.163	10 inch= 4
4 inch= 0.64	

gal = (Total Depth of Well - Depth to Water) × Casing volume per foot

Acceptance Criteria:

Temp	± 3%
pH	± 0.1 unit
Sp. Cond.	± 3%
ORP	± 10mV
DO	± 10%
Turbidity	<50 NTU
Drawdown	<0.3 ft

Purging Data:

Method: Peri / Bladder

Date: 4/16/24 Time: (hhmm) 1515

feet below top of inner casing

Initial Depth to Water: 16.94

Depth to Bottom: 39.80

Time hhmm	DTW (ft)	Pump Rate (ml/min)	Volume (gal.)	Temp (C°)	Sp. Cond (ms/cm)	DO (mg/L)	pH	ORP (mV)	Turb (NTU)	Comments:
1515	17.09	200		10.4	2.002	1.35	7.22	182.4	4.45	
1520	17.04			10.4	2.054	0.42	7.03	52.2	7.67	
1525	17.04			10.4	2.036	0.43	7.00	-11.2	19.39	
1530	17.04			10.5	1.910	0.29	6.99	-39.7	55.98	
1535	17.04			10.5	1.795	0.08	7.01	-43.1	102.13	
1540	17.04			10.5	1.636	0.13	7.03	-45.5	125.26	
1545	17.04			10.4	1.440	0.19	7.03	-47.0	174.45	

Sample Collection Method: Peri / Bladder

Date: 4/16/24 Time: 1545

Total Volume of Water Purged (gal): 3.7

Hach Test Kits

Alkalinity (mg/L)	N/A
Carbon Dioxide (mg/L)	N/A
Ferrous Iron (mg/L)	N/A
Hydrogen Sulfide (mg/L)	N/A
DTW	

Comments:

Sample Set

Parameter		Bottle	Pres.	Method
VOCs	☑	3-40 mL glass vial	HCL	8260C
Dissolved Fe & K	☐	1-500 mL poly(field filtered)	HNO3	6010C
TOC	☐	2-40mL amber glass vial	H2SO4	9060A
M.E.E	☐	3-40 mL glass vial	HCL	RSK-175 mod
Sulfide	☐	1- 250mL glass (field filtered)	NaOH/Zn Acetate	SM 4500 S2
Sulfate	☐	2-40 mL glass vial (field filtered)	unpreserved	300.0
Microbial Population	☐	In-line filter	N/A	CENSUS

AECOM

GROUNDWATER SAMPLING LOG

Low Flow Sampling Record

bp

Site Name: IP-BP Sanborn	**Well ID:** PW-41	**Well Diameter:**

Samplers: S. Cassidy, D. VanMaster

Weather:

Water Volume Calculation

1 inch= 0.041	6 inch= 1.4
1.5 inch= 0.092	8 inch= 2.5
2 inch= 0.163	10 inch= 4
4 inch= 0.64	

gal = (Total Depth of Well - Depth to Water) × Casing volume per foot

Acceptance Criteria:

Temp	± 3%
pH	± 0.1 unit
Sp. Cond.	± 3%
ORP	± 10mV
DO	± 10%
Turbidity	<50 NTU
Drawdown	<0.3 ft

Purging Data:

Method: Peri / Bladder

Date: 4/19/24 Time: (hhmm) 1330

feet below top of inner casing

Initial Depth to Water: 6.81

Depth to Bottom: 32.85

Time (hhmm)	DTW (ft)	Pump Rate (ml/min)	Volume (gal.)	Temp (C°)	Sp. Cond (ms/cm)	DO (mg/L)	pH	ORP (mV)	Turb (NTU)	Comments:
1330	6.81	N/A	N/A	11.9	0.869	1.85	7.19	26.7	1.42	

Sample Collection Method: Peri / Bladder

Date:

Time:

Total Volume of Water Purged (gal):

Hach Test Kits

Alkalinity (mg/L)	N/A
Carbon Dioxide (mg/L)	N/A
Ferrous Iron (mg/L)	N/A
Hydrogen Sulfide (mg/L)	N/A
DTW	

Comments:

Sample Set

Parameter		Bottle	Pres.	Method
VOCs	☑	3-40 mL glass vial	HCL	8260C
Dissolved Fe & K	☐	1-500 mL poly(field filtered)	HNO3	6010C
TOC	☐	2-40mL amber glass vial	H2SO4	9060A
M.E.E	☐	3-40 mL glass vial	HCL	RSK-175 mod
Sulfide	☐	1- 250mL glass (field filtered)	NaOH/Zn Acetate	SM 4500 S2
Sulfate	☐	2-40 mL glass vial (field filtered)	unpreserved	300.0
Microbial Population	☐	In-line filter	N/A	CENSUS

AECOM

GROUNDWATER SAMPLING LOG

Low Flow Sampling Record

bp

Site Name: IP-BP Sanborn	**Well ID:** T-002	**Well Diameter:**

Samplers: S. Connelly, D. VanMeter

Weather:

Water Volume Calculation

1 inch= 0.041	6 inch= 1.4
1.5 inch= 0.092	8 inch= 2.5
2 inch= 0.163	10 inch= 4
4 inch= 0.64	

gal = (Total Depth of Well - Depth to Water) × Casing volume per foot

Acceptance Criteria:

Temp	± 3%
pH	± 0.1 unit
Sp. Cond.	± 3%
ORP	± 10mV
DO	± 10%
Turbidity	<50 NTU
Drawdown	<0.3 ft

Purging Data:

Method: Peri / Bladder

Date: 4/12/24 Time: (hhmm) 1310

feet below top of inner casing

Initial Depth to Water	Depth to Bottom
N/A	N/A

Time hhmm	DTW (ft)	Pump Rate (ml/min)	Volume (gal.)	Temp (C°)	Sp. Cond (ms/cm)	DO (mg/L)	pH	ORP (mV)	Turb (NTU)	Comments:
1310	N/A	N/A	N/A	14.4	2.374	8.74	7.57	42.2	4.41	

Sample Collection Method: Peri / Bladder

Date:

Time:

Total Volume of Water Purged (gal):

Hach Test Kits

Alkalinity (mg/L)	N/A
Carbon Dioxide (mg/L)	N/A
Ferrous Iron (mg/L)	N/A
Hydrogen Sulfide (mg/L)	N/A
DTW	

Comments:

Sample Set

Parameter		Bottle	Pres.	Method
VOCs	☑	3-40 mL glass vial	HCL	8260C
Dissolved Fe & K	☐	1-500 mL poly(field filtered)	HNO3	6010C
TOC	☐	2-40mL amber glass vial	H2SO4	9060A
M.E.E	☐	3-40 mL glass vial	HCL	RSK-175 mod
Sulfide	☐	1- 250mL glass (field filtered)	NaOH/Zn Acetate	SM 4500 S2
Sulfate	☐	2-40 mL glass vial (field filtered)	unpreserved	300.0
Microbial Population	☐	In-line filter	N/A	CENSUS

AECOM

GROUNDWATER SAMPLING LOG

Low Flow Sampling Record

bp

Site Name: IP-BP Sanborn

Well ID:

Well Diameter:

Samplers:
Sean Connelly
Danielle VanMarter

Weather:
59° F, Mostly Sunny

Water Volume Calculation

1 inch= 0.041	6 inch= 1.4
1.5 inch= 0.092	8 inch= 2.5
2 inch= 0.163	10 inch= 4
4 inch= 0.64	

gal = (Total Depth of Well - Depth to Water) × Casing volume per foot

Acceptance Criteria:

Temp	± 3%
pH	± 0.1 unit
Sp. Cond.	± 3%
ORP	± 10mV
DO	± 10%
Turbidity	<50 NTU
Drawdown	<0.3 ft

Purging Data:

Method: Peri / Bladder

Date: 4/15/24 Time: (hhmm) 1520

Initial Depth to Water: N/A feet below top of inner casing

Depth to Bottom: N/A

Time (hhmm)	DTW (ft)	Pump Rate (ml/min)	Volume (gal.)	Temp (C°)	Sp. Cond (ms/cm)	DO (mg/L)	pH	ORP (mV)	Turb (NTU)	Comments:
1522				15.6	1.175	11.21	8.43	97.2	10.02	
			7							

Sample Collection Method: Peri / Bladder

Date:

Time:

Total Volume of Water Purged (gal):

Hach Test Kits

Alkalinity (mg/L)	N/A
Carbon Dioxide (mg/L)	N/A
Ferrous Iron (mg/L)	N/A
Hydrogen Sulfide (mg/L)	N/A
DTW	

Comments:

Sample Set

Parameter		Bottle	Pres.	Method
VOCs	☑	3-40 mL glass vial	HCL	8260C
Dissolved Fe & K	☐	1-500 mL poly(field filtered)	HNO3	6010C
TOC	☐	2-40mL amber glass vial	H2SO4	9060A
M.E.E	☐	3-40 mL glass vial	HCL	RSK-175 mod
Sulfide	☐	1- 250mL glass (field filtered)	NaOH/Zn Acetate	SM 4500 S2
Sulfate	☐	2-40 mL glass vial (field filtered)	unpreserved	300.0
Microbial Population	☐	In-line filter	N/A	CENSUS

AECOM

GROUNDWATER SAMPLING LOG

Low Flow Sampling Record

bp

Site Name:	Well ID:	Well Diameter:
IP-BP Sanborn	P3	8"

Samplers: T. J.

Weather:

Water Volume Calculation

1 inch= 0.041	6 inch= 1.4
1.5 inch= 0.092	8 inch= 2.5
2 inch= 0.163	10 inch= 4
4 inch= 0.64	

gal = (Total Depth of Well - Depth to Water) × Casing volume per foot

Acceptance Criteria:

Temp	± 3%
pH	± 0.1 unit
Sp. Cond.	± 3%
ORP	± 10mV
DO	± 10%
Turbidity	<50 NTU
Drawdown	<0.3 ft

Purging Data:

Method: Peri / Bladder

Date: 4/17/24 Time: (hhmm) 1305

feet below top of inner casing

Initial Depth to Water: 27.08

Depth to Bottom:

Time hhmm	DTW (ft)	Pump Rate (ml/min)	Volume (gal.)	Temp (C°)	Sp. Cond (ms/cm)	DO (mg/L)	pH	ORP (mV)	Turb (NTU)	Comments:
1305	27.08	-	-	10.9	1.244	5.20	7.29	77.2	2.50	

Sample Collection Method: Peri / Bladder

Date:

Time:

Total Volume of Water Purged (gal):

Hach Test Kits

Alkalinity (mg/L)	N/A
Carbon Dioxide (mg/L)	N/A
Ferrous Iron (mg/L)	N/A
Hydrogen Sulfide (mg/L)	N/A
DTW	

Comments:

Sample Set

Parameter		Bottle	Pres.	Method
VOCs	☑	3-40 mL glass vial	HCL	8260C
Dissolved Fe & K	☐	1-500 mL poly(field filtered)	HNO3	6010C
TOC	☐	2-40mL amber glass vial	H2SO4	9060A
M.E.E	☐	3-40 mL glass vial	HCL	RSK-175 mod
Sulfide	☐	1- 250mL glass (field filtered)	NaOH/Zn Acetate	SM 4500 S2
Sulfate	☐	2-40 mL glass vial (field filtered)	unpreserved	300.0
Microbial Population	☐	In-line filter	N/A	CENSUS

AECOM

GROUNDWATER SAMPLING LOG

bp

Low Flow Sampling Record

Site Name:	Well ID:	Well Diameter:
IP-BP Sanborn	P-4	10"

Samplers: T.U.

Weather:

Water Volume Calculation

1 inch= 0.041	6 inch= 1.4
1.5 inch= 0.092	8 inch= 2.5
2 inch= 0.163	10 inch= 4
4 inch= 0.64	

gal = (Total Depth of Well - Depth to Water) × Casing volume per foot

Acceptance Criteria:

Temp	± 3%
pH	± 0.1 unit
Sp. Cond.	± 3%
ORP	± 10mV
DO	± 10%
Turbidity	<50 NTU
Drawdown	<0.3 ft

Purging Data:

Method: Peri / Bladder

Date: 4/17/24 Time: (hhmm) 1250

feet below top of inner casing

Initial Depth to Water: 28.11

Depth to Bottom:

Time (hhmm)	DTW (ft)	Pump Rate (ml/min)	Volume (gal.)	Temp (C°)	Sp. Cond (ms/cm)	DO (mg/L)	pH	ORP (mV)	Turb (NTU)	Comments:
1250	28.11	-	-	10.4	1.231	8.15	7.33	68.6	20.12	

Sample Collection Method: Peri / Bladder

Date:

Time:

Total Volume of Water Purged (gal):

Hach Test Kits

Alkalinity (mg/L)	N/A
Carbon Dioxide (mg/L)	N/A
Ferrous Iron (mg/L)	N/A
Hydrogen Sulfide (mg/L)	N/A
DTW	

Comments:

Sample Set

Parameter		Bottle	Pres.	Method
VOCs	☑	3-40 mL glass vial	HCL	8260C
Dissolved Fe & K	☐	1-500 mL poly(field filtered)	HNO3	6010C
TOC	☐	2-40mL amber glass vial	H2SO4	9060A
M.E.E	☐	3-40 mL glass vial	HCL	RSK-175 mod
Sulfide	☐	1- 250mL glass (field filtered)	NaOH/Zn Acetate	SM 4500 S2
Sulfate	☐	2-40 mL glass vial (field filtered)	unpreserved	300.0
Microbial Population	☐	In-line filter	N/A	CENSUS

AECOM

GROUNDWATER SAMPLING LOG

Low Flow Sampling Record

bp

Site Name:	Well ID:	Well Diameter:
IP-BP Sanborn	PW1	12"

Samplers: T.V.

Weather:

Water Volume Calculation

1 inch= 0.041	6 inch= 1.4
1.5 inch= 0.092	8 inch= 2.5
2 inch= 0.163	10 inch= 4
4 inch= 0.64	

gal = (Total Depth of Well - Depth to Water) × Casing volume per foot

Acceptance Criteria:

Temp	± 3%
pH	± 0.1 unit
Sp. Cond.	± 3%
ORP	± 10mV
DO	± 10%
Turbidity	<50 NTU
Drawdown	<0.3 ft

Purging Data:

Method: Peri / Bladder

Date: 4/17/24 Time: (hhmm) 1320

feet below top of inner casing

Initial Depth to Water: 8.22

Depth to Bottom:

Time (hhmm)	DTW (ft)	Pump Rate (ml/min)	Volume (gal.)	Temp (C°)	Sp. Cond (ms/cm)	DO (mg/L)	pH	ORP (mV)	Turb (NTU)	Comments:
1320	8.22	-	-	11.2	0.455	8.36	7.45	48.7	2.59	

Sample Collection Method: Peri / Bladder

Date:

Time:

Total Volume of Water Purged (gal):

Hach Test Kits

Alkalinity (mg/L)	N/A
Carbon Dioxide (mg/L)	N/A
Ferrous Iron (mg/L)	N/A
Hydrogen Sulfide (mg/L)	N/A
DTW	

Comments:

Sample Set

Parameter		Bottle	Pres.	Method
VOCs	☑	3-40 mL glass vial	HCL	8260C
Dissolved Fe & K	☐	1-500 mL poly(field filtered)	HNO3	6010C
TOC	☐	2-40mL amber glass vial	H2SO4	9060A
M.E.E	☐	3-40 mL glass vial	HCL	RSK-175 mod
Sulfide	☐	1- 250mL glass (field filtered)	NaOH/Zn Acetate	SM 4500 S2
Sulfate	☐	2-40 mL glass vial (field filtered)	unpreserved	300.0
Microbial Population	☐	In-line filter	N/A	CENSUS

AECOM

GROUNDWATER SAMPLING LOG

bp

Low Flow Sampling Record

Site Name: IP-BP Sanborn	Well ID: PW-3	Well Diameter: 4"

Samplers: TH/SC

Weather:

Water Volume Calculation

1 inch= 0.041	6 inch= 1.4
1.5 inch= 0.092	8 inch= 2.5
2 inch= 0.163	10 inch= 4
4 inch= 0.64	

gal = (Total Depth of Well - Depth to Water) x Casing volume per foot

Acceptance Criteria:

Temp	± 3%
pH	± 0.1 unit
Sp. Cond.	± 3%
ORP	± 10mV
DO	± 10%
Turbidity	<50 NTU
Drawdown	<0.3 ft

Purging Data:

Method: Peri / Bladder

Date: 4/17/24 Time: (hhmm) 1100

feet below top of inner casing

Initial Depth to Water: 13.13

Depth to Bottom:

Time (hhmm)	DTW (ft)	Pump Rate (ml/min)	Volume (gal.)	Temp (C°)	Sp. Cond (ms/cm)	DO (mg/L)	pH	ORP (mV)	Turb (NTU)	Comments:
1106	13.13	-	-	11.1	3.111	3.34	7.11	47.1	12.05	

Sample Collection Method: Peri / Bladder

Date: 4/17/24 Time: 1106

Total Volume of Water Purged (gal):

Hach Test Kits

Alkalinity (mg/L)	N/A
Carbon Dioxide (mg/L)	N/A
Ferrous Iron (mg/L)	N/A
Hydrogen Sulfide (mg/L)	N/A
DTW	

Comments:

Sample Set

Parameter		Bottle	Pres.	Method
VOCs	☑	3-40 mL glass vial	HCL	8260C
Dissolved Fe & K	☐	1-500 mL poly(field filtered)	HNO3	6010C
TOC	☐	2-40mL amber glass vial	H2SO4	9060A
M.E.E	☐	3-40 mL glass vial	HCL	RSK-175 mod
Sulfide	☐	1- 250mL glass (field filtered)	NaOH/Zn Acetate	SM 4500 S2
Sulfate	☐	2-40 mL glass vial (field filtered)	unpreserved	300.0
Microbial Population	☐	In-line filter	N/A	CENSUS

Appendix B

Analytical Laboratory Data Reports

AECOM
50 Lakefront Drive
Suite 111
Buffalo, New York 14202
www.aecom.com

716 856 5636 tel
716 856 2545 fax

Memorandum

To	James Kaczor	Page	1
CC			
Subject	Analytical Data Review BP- Sanborn Site April 2024 Groundwater Sampling Event		
From	Ann Marie Kropovitch/ Peter Fairbanks		
Date	May 28, 2024 (Revised October 9, 2024)		

Forty two water samples, two field duplicates, two matrix spike/matrix spike duplicate (MS/MSD) pairs, and one trip blank were collected from the BP – Sanborn Site on April 15 thru 19, 2024 by AECOM and sent to Eurofins Laboratories, Inc. (Barberton, OH) for analysis. The samples were received by the laboratory intact, properly preserved, and under proper chain-of-custody (COC). The samples were analyzed for volatile organic compounds (VOCs) by USEPA Method 8260D. The analytical results were provided in Eurofins report number 240-203148-1.

In accordance with the *Site Management Plan*, a limited data review was performed on all samples for completeness of deliverables, and for compliance with method criteria, which includes reporting limits (RL), holding times, method blanks, surrogate recoveries, internal standard recoveries, MS/MSD recoveries, and laboratory control sample (LCS) recoveries.

All samples were analyzed within holding times, with compliant surrogate, internal standard MS/MSD and LCS recoveries.

Several samples were only analyzed at a dilution due to the high concentration of target compounds. The RLs for the non-detect compounds are the lowest achievable at the diluted level. Results reported by the laboratory with a 'J' qualifier have concentrations between the method detection limit and RL. Those results being reported from a secondary dilution (where an undiluted analysis was performed initially) have been qualified 'D.'

The percent difference between the initial calibration and continuing calibration standards relative response factor (RRF) exceeded the QC limit of 20% and showed a low bias for vinyl chloride (VC). The LCS associated with these samples also showed a %R for VC less than the lower QC limit. The results for VC in associated samples B-8M, B-52M, B-53M, B-6M, B-50M, B-7M, P-4, and B-56M were qualified 'J' or 'UJ'.

The %R of VC was below the QC limit in the MSD performed on sample B-8M. The %R of trichloroethene (TCE) was below the QC limit in the MS/MSD performed on sample T-001. The results for these compounds have been qualified 'J' in each respective sample.

The relative percent differences (RPD) between the parent sample B-18M/FD-20240417 and B-21M/FD-20240416 were acceptable (i.e., < 25%), with the exception noted below. All data are usable as reported.

The RPD of VC was greater than the QC limit in sample B-18M and its field duplicate (FD-20240417). The results for VC in both these samples were qualified 'J.'

eurofins | Environment Testing

1 2 3 4 5 6 7 8 9 10 11 12 13 14

ANALYTICAL REPORT

PREPARED FOR

Attn: Ms. Ann Marie Kropovitch
AECOM
50 Lakefront Boulevard
Suite 111
Buffalo, New York 14202

Generated 5/2/2024 7:33:24 AM

JOB DESCRIPTION

BP Sanborn Spring Event

JOB NUMBER

240-203148-1

Eurofins Cleveland
180 S. Van Buren Avenue
Barberton OH 44203

See page two for job notes and contact information.

myEOL

Job Notes

This report may not be reproduced except in full, and with written approval from the laboratory. The results relate only to the samples tested. For questions please contact the Project Manager at the e-mail address or telephone number listed on this page.

The test results in this report relate only to the samples as received by the laboratory and will meet all requirements of the methodology, with any exceptions noted. This report shall not be reproduced except in full, without the express written approval of the laboratory. All questions should be directed to the Eurofins Environment Testing North Central, LLC Project Manager.

Authorization

Generated
5/2/2024 7:33:24 AM

Authorized for release by
Opal Johnson, Project Manager II
Opal.Johnson@et.eurofinsus.com
(330)966-9279

Table of Contents

Cover Page 1
Table of Contents 3
Definitions/Glossary 4
Case Narrative 5
Method Summary 6
Sample Summary 7
Detection Summary 8
Client Sample Results 13
Surrogate Summary 58
QC Sample Results 60
QC Association Summary 71
Lab Chronicle 73
Certification Summary 80
Chain of Custody 81

Qualifiers

GC/MS VOA

Qualifier	Qualifier Description
*-	LCS and/or LCSD is outside acceptance limits, low biased.
E	Result exceeded calibration range.
F1	MS and/or MSD recovery exceeds control limits.
F2	MS/MSD RPD exceeds control limits
J	Result is less than the RL but greater than or equal to the MDL and the concentration is an approximate value.

Glossary

Abbreviation	These commonly used abbreviations may or may not be present in this report.
¤	Listed under the "D" column to designate that the result is reported on a dry weight basis
%R	Percent Recovery
CFL	Contains Free Liquid
CFU	Colony Forming Unit
CNF	Contains No Free Liquid
DER	Duplicate Error Ratio (normalized absolute difference)
Dil Fac	Dilution Factor
DL	Detection Limit (DoD/DOE)
DL, RA, RE, IN	Indicates a Dilution, Re-analysis, Re-extraction, or additional Initial metals/anion analysis of the sample
DLC	Decision Level Concentration (Radiochemistry)
EDL	Estimated Detection Limit (Dioxin)
LOD	Limit of Detection (DoD/DOE)
LOQ	Limit of Quantitation (DoD/DOE)
MCL	EPA recommended "Maximum Contaminant Level"
MDA	Minimum Detectable Activity (Radiochemistry)
MDC	Minimum Detectable Concentration (Radiochemistry)
MDL	Method Detection Limit
ML	Minimum Level (Dioxin)
MPN	Most Probable Number
MQL	Method Quantitation Limit
NC	Not Calculated
ND	Not Detected at the reporting limit (or MDL or EDL if shown)
NEG	Negative / Absent
POS	Positive / Present
PQL	Practical Quantitation Limit
PRES	Presumptive
QC	Quality Control
RER	Relative Error Ratio (Radiochemistry)
RL	Reporting Limit or Requested Limit (Radiochemistry)
RPD	Relative Percent Difference, a measure of the relative difference between two points
TEF	Toxicity Equivalent Factor (Dioxin)
TEQ	Toxicity Equivalent Quotient (Dioxin)
TNTC	Too Numerous To Count

Job Narrative
240-203148-1

Analytical test results meet all requirements of the associated regulatory program listed on the Accreditation/Certification Summary Page unless otherwise noted under the individual analysis. Data qualifiers are applied to indicate exceptions. Noncompliant quality control (QC) is further explained in narrative comments.

- Matrix QC may not be reported if insufficient sample or site-specific QC samples were not submitted. In these situations, to demonstrate precision and accuracy at a batch level, a LCS/LCSD may be performed, unless otherwise specified in the method.
- Surrogate and/or isotope dilution analyte recoveries (if applicable) which are outside of the QC window are confirmed unless attributed to a dilution or otherwise noted in the narrative.

Regulated compliance samples (e.g. SDWA, NPDES) must comply with the associated agency requirements/permits.

Receipt
The samples were received on 4/20/2024 9:30 AM. Unless otherwise noted below, the samples arrived in good condition, and, where required, properly preserved and on ice. The temperatures of the 2 coolers at receipt time were 2.3°C and 2.7°C.

GC/MS VOA
Method 8260D: The continuing calibration verification (CCV) analyzed in batch 240-611127 was outside the method criteria for the following analyte(s): Vinyl chloride. A CCV standard at or below the reporting limit (RL) was analyzed with the affected samples and found to be acceptable. As indicated in the reference method, sample analysis may proceed; however, any detection for the affected analyte(s) is considered estimated.

Method 8260D: The Laboratory Check Sample (LCS) analyzed in batch 611127 was outside the method criteria for the following analyte(s): Vinyl chloride. A CCV standard at or below the reporting limit (RL) was analyzed with the affected samples and found to be acceptable. As indicated in the reference method, sample analysis may proceed; however, any detection for the affected analyte(s) is considered estimated.

B-56M (240-203148-9), P-4 (240-203148-26), B-52M (240-203148-28), B-53M (240-203148-29), B-6M (240-203148-30), B-50M (240-203148-31), B-7M (240-203148-32) and (LCS 240-611127/4)

Method 8260D: The continuing calibration verification (CCV) analyzed in batch 240-611222 was outside the method criteria for the following analyte(s): Vinyl chloride. A CCV standard at or below the reporting limit (RL) was analyzed with the affected samples and found to be acceptable. As indicated in the reference method, sample analysis may proceed; however, any detection for the affected analyte(s) is considered estimated.

Method 8260D: There is insufficient sample to re-analyze.

PW-1 (240-203148-24)

No additional analytical or quality issues were noted, other than those described above or in the Definitions/ Glossary page.

Method Summary

Client: AECOM
Job ID: 240-203148-1
Project/Site: BP Sanborn Spring Event

Method	Method Description	Protocol	Laboratory
8260D	Volatile Organic Compounds by GC/MS	SW846	EET CLE
5030C	Purge and Trap	SW846	EET CLE

Protocol References:

SW846 = "Test Methods For Evaluating Solid Waste, Physical/Chemical Methods", Third Edition, November 1986 And Its Updates.

Laboratory References:

EET CLE = Eurofins Cleveland, 180 S. Van Buren Avenue, Barberton, OH 44203, TEL (330)497-9396

Sample Summary

Client: AECOM
Job ID: 240-203148-1
Project/Site: BP Sanborn Spring Event

Lab Sample ID	Client Sample ID	Matrix	Collected	Received
240-203148-1	QUARRY	Water	04/15/24 15:22	04/20/24 09:30
240-203148-2	B-38M-MS/MSD	Water	04/16/24 09:30	04/20/24 09:30
240-203148-3	B-21M	Water	04/16/24 11:00	04/20/24 09:30
240-203148-4	FD-20240416	Water	04/16/24 00:00	04/20/24 09:30
240-203148-5	B-22M	Water	04/16/24 11:53	04/20/24 09:30
240-203148-6	B-28M	Water	04/16/24 12:55	04/20/24 09:30
240-203148-7	B-29M	Water	04/16/24 14:10	04/20/24 09:30
240-203148-8	B-23M	Water	04/16/24 15:00	04/20/24 09:30
240-203148-9	B-56M	Water	04/16/24 15:45	04/20/24 09:30
240-203148-10	B-24M	Water	04/16/24 16:30	04/20/24 09:30
240-203148-11	B-46M	Water	04/16/24 17:15	04/20/24 09:30
240-203148-12	B-9M	Water	04/17/24 17:00	04/20/24 09:30
240-203148-13	B-8M-MS/MSD	Water	04/17/24 09:05	04/20/24 09:30
240-203148-14	FD-20240417	Water	04/17/24 09:45	04/20/24 09:30
240-203148-15	B-18M	Water	04/17/24 09:45	04/20/24 09:30
240-203148-16	B-14M	Water	04/17/24 10:35	04/20/24 09:30
240-203148-17	B-11M	Water	04/17/24 11:15	04/20/24 09:30
240-203148-18	B-16M	Water	04/17/24 12:00	04/20/24 09:30
240-203148-19	B-10M	Water	04/17/24 12:50	04/20/24 09:30
240-203148-20	B-41M	Water	04/17/24 14:05	04/20/24 09:30
240-203148-21	B-40M	Water	04/17/24 14:50	04/20/24 09:30
240-203148-22	B-39M	Water	04/17/24 15:30	04/20/24 09:30
240-203148-23	B-3M	Water	04/17/24 16:10	04/20/24 09:30
240-203148-24	PW-1	Water	04/17/24 13:20	04/20/24 09:30
240-203148-25	P-3	Water	04/17/24 13:05	04/20/24 09:30
240-203148-26	P-4	Water	04/17/24 12:50	04/20/24 09:30
240-203148-27	PW-3	Water	04/17/24 11:06	04/20/24 09:30
240-203148-28	B-52M	Water	04/18/24 09:10	04/20/24 09:30
240-203148-29	B-53M	Water	04/18/24 09:35	04/20/24 09:30
240-203148-30	B-6M	Water	04/18/24 10:20	04/20/24 09:30
240-203148-31	B-50M	Water	04/18/24 10:55	04/20/24 09:30
240-203148-32	B-7M	Water	04/18/24 11:55	04/20/24 09:30
240-203148-33	B-12M	Water	04/18/24 12:40	04/20/24 09:30
240-203148-34	B-49M	Water	04/18/24 14:10	04/20/24 09:30
240-203148-35	B-48M	Water	04/18/24 14:45	04/20/24 09:30
240-203148-36	B-19M	Water	04/18/24 15:30	04/20/24 09:30
240-203148-37	B-13M	Water	04/18/24 16:00	04/20/24 09:30
240-203148-38	B-42M	Water	04/19/24 09:50	04/20/24 09:30
240-203148-39	B-43M	Water	04/19/24 10:30	04/20/24 09:30
240-203148-40	B-44M	Water	04/19/24 11:10	04/20/24 09:30
240-203148-41	B-17M	Water	04/19/24 11:50	04/20/24 09:30
240-203148-42	B-33M	Water	04/19/24 12:40	04/20/24 09:30
240-203148-43	T-001	Water	04/19/24 13:10	04/20/24 09:30
240-203148-44	PW-4	Water	04/19/24 13:30	04/20/24 09:30
240-203148-45	TRIP BLANKS	Water	04/19/24 00:00	04/20/24 09:30

Detection Summary

Client: AECOM
Job ID: 240-203148-1
Project/Site: BP Sanborn Spring Event

Client Sample ID: QUARRY — Lab Sample ID: 240-203148-1

No Detections.

Client Sample ID: B-38M-MS/MSD — Lab Sample ID: 240-203148-2

No Detections.

Client Sample ID: B-21M — Lab Sample ID: 240-203148-3

No Detections.

Client Sample ID: FD-20240416 — Lab Sample ID: 240-203148-4

No Detections.

Client Sample ID: B-22M — Lab Sample ID: 240-203148-5

Analyte	Result	Qualifier	RL	MDL	Unit	Dil Fac	D	Method	Prep Type
1,1-Dichloroethane	0.98	J	1.0	0.47	ug/L	1		8260D	Total/NA
cis-1,2-Dichloroethene	57		1.0	0.46	ug/L	1		8260D	Total/NA
trans-1,2-Dichloroethene	1.9		1.0	0.51	ug/L	1		8260D	Total/NA
Trichloroethene	32		1.0	0.44	ug/L	1		8260D	Total/NA

Client Sample ID: B-28M — Lab Sample ID: 240-203148-6

No Detections.

Client Sample ID: B-29M — Lab Sample ID: 240-203148-7

No Detections.

Client Sample ID: B-23M — Lab Sample ID: 240-203148-8

Analyte	Result	Qualifier	RL	MDL	Unit	Dil Fac	D	Method	Prep Type
cis-1,2-Dichloroethene	120		2.0	0.92	ug/L	2		8260D	Total/NA
Trichloroethene	8.1		2.0	0.88	ug/L	2		8260D	Total/NA
Vinyl chloride	62		2.0	0.90	ug/L	2		8260D	Total/NA

Client Sample ID: B-56M — Lab Sample ID: 240-203148-9

Analyte	Result	Qualifier	RL	MDL	Unit	Dil Fac	D	Method	Prep Type
cis-1,2-Dichloroethene	3.1		1.0	0.46	ug/L	1		8260D	Total/NA
Trichloroethene	5.6		1.0	0.44	ug/L	1		8260D	Total/NA

Client Sample ID: B-24M — Lab Sample ID: 240-203148-10

Analyte	Result	Qualifier	RL	MDL	Unit	Dil Fac	D	Method	Prep Type
cis-1,2-Dichloroethene	1.2		1.0	0.46	ug/L	1		8260D	Total/NA
Trichloroethene	5.2		1.0	0.44	ug/L	1		8260D	Total/NA

Client Sample ID: B-46M — Lab Sample ID: 240-203148-11

Analyte	Result	Qualifier	RL	MDL	Unit	Dil Fac	D	Method	Prep Type
cis-1,2-Dichloroethene	200		4.0	1.8	ug/L	4		8260D	Total/NA
trans-1,2-Dichloroethene	3.0	J	4.0	2.0	ug/L	4		8260D	Total/NA
Trichloroethene	8.8		4.0	1.8	ug/L	4		8260D	Total/NA
Vinyl chloride	26		4.0	1.8	ug/L	4		8260D	Total/NA

This Detection Summary does not include radiochemical test results.

Detection Summary

Client: AECOM
Project/Site: BP Sanborn Spring Event

Job ID: 240-203148-1

Client Sample ID: B-9M — Lab Sample ID: 240-203148-12

Analyte	Result	Qualifier	RL	MDL	Unit	Dil Fac	D	Method	Prep Type
cis-1,2-Dichloroethene	1.1		1.0	0.46	ug/L	1		8260D	Total/NA

Client Sample ID: B-8M-MS/MSD — Lab Sample ID: 240-203148-13

Analyte	Result	Qualifier	RL	MDL	Unit	Dil Fac	D	Method	Prep Type
1,1-Dichloroethene	160	J	200	98	ug/L	200		8260D	Total/NA
cis-1,2-Dichloroethene	19000		500	230	ug/L	500		8260D	Total/NA
trans-1,2-Dichloroethene	250		200	100	ug/L	200		8260D	Total/NA
Trichloroethene	17000		500	220	ug/L	500		8260D	Total/NA
Vinyl chloride	3500	F1	200	90	ug/L	200		8260D	Total/NA

Client Sample ID: FD-20240417 — Lab Sample ID: 240-203148-14

Analyte	Result	Qualifier	RL	MDL	Unit	Dil Fac	D	Method	Prep Type
cis-1,2-Dichloroethene	95		2.0	0.92	ug/L	2		8260D	Total/NA
trans-1,2-Dichloroethene	0.61	J	1.0	0.51	ug/L	1		8260D	Total/NA
Vinyl chloride	13		1.0	0.45	ug/L	1		8260D	Total/NA

Client Sample ID: B-18M — Lab Sample ID: 240-203148-15

Analyte	Result	Qualifier	RL	MDL	Unit	Dil Fac	D	Method	Prep Type
cis-1,2-Dichloroethene	110		4.0	1.8	ug/L	4		8260D	Total/NA
Vinyl chloride	21		4.0	1.8	ug/L	4		8260D	Total/NA

Client Sample ID: B-14M — Lab Sample ID: 240-203148-16

Analyte	Result	Qualifier	RL	MDL	Unit	Dil Fac	D	Method	Prep Type
cis-1,2-Dichloroethene	5.0		1.0	0.46	ug/L	1		8260D	Total/NA
Tetrachloroethene	0.89	J	1.0	0.44	ug/L	1		8260D	Total/NA
Trichloroethene	52		1.0	0.44	ug/L	1		8260D	Total/NA

Client Sample ID: B-11M — Lab Sample ID: 240-203148-17

Analyte	Result	Qualifier	RL	MDL	Unit	Dil Fac	D	Method	Prep Type
cis-1,2-Dichloroethene	13		2.0	0.92	ug/L	2		8260D	Total/NA
Tetrachloroethene	8.8		2.0	0.88	ug/L	2		8260D	Total/NA
Trichloroethene	160		4.0	1.8	ug/L	4		8260D	Total/NA

Client Sample ID: B-16M — Lab Sample ID: 240-203148-18

No Detections.

Client Sample ID: B-10M — Lab Sample ID: 240-203148-19

Analyte	Result	Qualifier	RL	MDL	Unit	Dil Fac	D	Method	Prep Type
1,1,1-Trichloroethane	1.4		1.0	0.48	ug/L	1		8260D	Total/NA
cis-1,2-Dichloroethene	0.77	J	1.0	0.46	ug/L	1		8260D	Total/NA
Trichloroethene	8.8		1.0	0.44	ug/L	1		8260D	Total/NA

Client Sample ID: B-41M — Lab Sample ID: 240-203148-20

Analyte	Result	Qualifier	RL	MDL	Unit	Dil Fac	D	Method	Prep Type
cis-1,2-Dichloroethene	7.0		1.0	0.46	ug/L	1		8260D	Total/NA
Vinyl chloride	2.3		1.0	0.45	ug/L	1		8260D	Total/NA

This Detection Summary does not include radiochemical test results.

Eurofins Cleveland

Detection Summary

Client: AECOM
Project/Site: BP Sanborn Spring Event

Job ID: 240-203148-1

Client Sample ID: B-40M — Lab Sample ID: 240-203148-21

Analyte	Result	Qualifier	RL	MDL	Unit	Dil Fac	D	Method	Prep Type
cis-1,2-Dichloroethene	3.3		1.0	0.46	ug/L	1		8260D	Total/NA
Trichloroethene	1.1		1.0	0.44	ug/L	1		8260D	Total/NA

Client Sample ID: B-39M — Lab Sample ID: 240-203148-22

Analyte	Result	Qualifier	RL	MDL	Unit	Dil Fac	D	Method	Prep Type
cis-1,2-Dichloroethene	1.8		1.0	0.46	ug/L	1		8260D	Total/NA
Trichloroethene	4.2		1.0	0.44	ug/L	1		8260D	Total/NA

Client Sample ID: B-3M — Lab Sample ID: 240-203148-23

Analyte	Result	Qualifier	RL	MDL	Unit	Dil Fac	D	Method	Prep Type
1,1-Dichloroethane	43	J	50	24	ug/L	50		8260D	Total/NA
cis-1,2-Dichloroethene	1000		50	23	ug/L	50		8260D	Total/NA
Trichloroethene	1300		50	22	ug/L	50		8260D	Total/NA

Client Sample ID: PW-1 — Lab Sample ID: 240-203148-24

Analyte	Result	Qualifier	RL	MDL	Unit	Dil Fac	D	Method	Prep Type
cis-1,2-Dichloroethene	120		100	46	ug/L	100		8260D	Total/NA
Trichloroethene	130		100	44	ug/L	100		8260D	Total/NA
Vinyl chloride	4.7		1.0	0.45	ug/L	1		8260D	Total/NA

Client Sample ID: P-3 — Lab Sample ID: 240-203148-25

Analyte	Result	Qualifier	RL	MDL	Unit	Dil Fac	D	Method	Prep Type
cis-1,2-Dichloroethene	24		1.0	0.46	ug/L	1		8260D	Total/NA
trans-1,2-Dichloroethene	2.0		1.0	0.51	ug/L	1		8260D	Total/NA
Trichloroethene	1.2		1.0	0.44	ug/L	1		8260D	Total/NA
Vinyl chloride	3.1		1.0	0.45	ug/L	1		8260D	Total/NA

Client Sample ID: P-4 — Lab Sample ID: 240-203148-26

Analyte	Result	Qualifier	RL	MDL	Unit	Dil Fac	D	Method	Prep Type
cis-1,2-Dichloroethene	900		50	23	ug/L	50		8260D	Total/NA
Trichloroethene	3400		100	44	ug/L	100		8260D	Total/NA

Client Sample ID: PW-3 — Lab Sample ID: 240-203148-27

Analyte	Result	Qualifier	RL	MDL	Unit	Dil Fac	D	Method	Prep Type
1,1-Dichloroethene	65		40	20	ug/L	40		8260D	Total/NA
cis-1,2-Dichloroethene	4700	F2	400	180	ug/L	400		8260D	Total/NA
trans-1,2-Dichloroethene	71		40	20	ug/L	40		8260D	Total/NA
Trichloroethene	12000		400	180	ug/L	400		8260D	Total/NA
Vinyl chloride	520		400	180	ug/L	400		8260D	Total/NA

Client Sample ID: B-52M — Lab Sample ID: 240-203148-28

Analyte	Result	Qualifier	RL	MDL	Unit	Dil Fac	D	Method	Prep Type
cis-1,2-Dichloroethene	0.57	J	1.0	0.46	ug/L	1		8260D	Total/NA
Trichloroethene	0.82	J	1.0	0.44	ug/L	1		8260D	Total/NA

This Detection Summary does not include radiochemical test results.

Detection Summary

Client: AECOM
Project/Site: BP Sanborn Spring Event

Job ID: 240-203148-1

Client Sample ID: B-53M — Lab Sample ID: 240-203148-29

Analyte	Result	Qualifier	RL	MDL	Unit	Dil Fac	D	Method	Prep Type
cis-1,2-Dichloroethene	1.8		1.0	0.46	ug/L	1		8260D	Total/NA
Trichloroethene	4.0		1.0	0.44	ug/L	1		8260D	Total/NA

Client Sample ID: B-6M — Lab Sample ID: 240-203148-30

Analyte	Result	Qualifier	RL	MDL	Unit	Dil Fac	D	Method	Prep Type
cis-1,2-Dichloroethene	20		1.0	0.46	ug/L	1		8260D	Total/NA
trans-1,2-Dichloroethene	0.78	J	1.0	0.51	ug/L	1		8260D	Total/NA
Trichloroethene	170		10	4.4	ug/L	10		8260D	Total/NA

Client Sample ID: B-50M — Lab Sample ID: 240-203148-31

Analyte	Result	Qualifier	RL	MDL	Unit	Dil Fac	D	Method	Prep Type
cis-1,2-Dichloroethene	34		5.0	2.3	ug/L	5		8260D	Total/NA
Trichloroethene	160		5.0	2.2	ug/L	5		8260D	Total/NA

Client Sample ID: B-7M — Lab Sample ID: 240-203148-32

Analyte	Result	Qualifier	RL	MDL	Unit	Dil Fac	D	Method	Prep Type
cis-1,2-Dichloroethene	1.2		1.0	0.46	ug/L	1		8260D	Total/NA
Trichloroethene	3.3		1.0	0.44	ug/L	1		8260D	Total/NA

Client Sample ID: B-12M — Lab Sample ID: 240-203148-33

Analyte	Result	Qualifier	RL	MDL	Unit	Dil Fac	D	Method	Prep Type
cis-1,2-Dichloroethene	12		3.3	1.5	ug/L	3.33		8260D	Total/NA
Trichloroethene	79		3.3	1.5	ug/L	3.33		8260D	Total/NA

Client Sample ID: B-49M — Lab Sample ID: 240-203148-34

Analyte	Result	Qualifier	RL	MDL	Unit	Dil Fac	D	Method	Prep Type
cis-1,2-Dichloroethene	0.62	J	1.0	0.46	ug/L	1		8260D	Total/NA

Client Sample ID: B-48M — Lab Sample ID: 240-203148-35

Analyte	Result	Qualifier	RL	MDL	Unit	Dil Fac	D	Method	Prep Type
Trichloroethene	0.46	J	1.0	0.44	ug/L	1		8260D	Total/NA

Client Sample ID: B-19M — Lab Sample ID: 240-203148-36

Analyte	Result	Qualifier	RL	MDL	Unit	Dil Fac	D	Method	Prep Type
cis-1,2-Dichloroethene	2.2		1.0	0.46	ug/L	1		8260D	Total/NA
Vinyl chloride	1.1		1.0	0.45	ug/L	1		8260D	Total/NA

Client Sample ID: B-13M — Lab Sample ID: 240-203148-37

Analyte	Result	Qualifier	RL	MDL	Unit	Dil Fac	D	Method	Prep Type
1,1-Dichloroethane	2.7	J	5.0	2.4	ug/L	5		8260D	Total/NA
cis-1,2-Dichloroethene	160		5.0	2.3	ug/L	5		8260D	Total/NA
Trichloroethene	120		5.0	2.2	ug/L	5		8260D	Total/NA
Vinyl chloride	29		5.0	2.3	ug/L	5		8260D	Total/NA

This Detection Summary does not include radiochemical test results.

Detection Summary

Client: AECOM
Project/Site: BP Sanborn Spring Event

Job ID: 240-203148-1

Client Sample ID: B-42M — Lab Sample ID: 240-203148-38

Analyte	Result	Qualifier	RL	MDL	Unit	Dil Fac	D	Method	Prep Type
cis-1,2-Dichloroethene	5.5		1.0	0.46	ug/L	1		8260D	Total/NA
trans-1,2-Dichloroethene	0.67	J	1.0	0.51	ug/L	1		8260D	Total/NA
Trichloroethene	3.5		1.0	0.44	ug/L	1		8260D	Total/NA

Client Sample ID: B-43M — Lab Sample ID: 240-203148-39

Analyte	Result	Qualifier	RL	MDL	Unit	Dil Fac	D	Method	Prep Type
cis-1,2-Dichloroethene	3.1		1.0	0.46	ug/L	1		8260D	Total/NA
Vinyl chloride	4.8		1.0	0.45	ug/L	1		8260D	Total/NA

Client Sample ID: B-44M — Lab Sample ID: 240-203148-40

Analyte	Result	Qualifier	RL	MDL	Unit	Dil Fac	D	Method	Prep Type
1,1-Dichloroethane	1.7		1.0	0.47	ug/L	1		8260D	Total/NA
cis-1,2-Dichloroethene	2.4		1.0	0.46	ug/L	1		8260D	Total/NA
Trichloroethene	0.52	J	1.0	0.44	ug/L	1		8260D	Total/NA

Client Sample ID: B-17M — Lab Sample ID: 240-203148-41

Analyte	Result	Qualifier	RL	MDL	Unit	Dil Fac	D	Method	Prep Type
cis-1,2-Dichloroethene	1800		50	23	ug/L	50		8260D	Total/NA
Trichloroethene	1600		50	22	ug/L	50		8260D	Total/NA
Vinyl chloride	560		50	23	ug/L	50		8260D	Total/NA

Client Sample ID: B-33M — Lab Sample ID: 240-203148-42

Analyte	Result	Qualifier	RL	MDL	Unit	Dil Fac	D	Method	Prep Type
cis-1,2-Dichloroethene	11		1.0	0.46	ug/L	1		8260D	Total/NA
Trichloroethene	2.0		1.0	0.44	ug/L	1		8260D	Total/NA
Vinyl chloride	3.8		1.0	0.45	ug/L	1		8260D	Total/NA

Client Sample ID: T-001 — Lab Sample ID: 240-203148-43

Analyte	Result	Qualifier	RL	MDL	Unit	Dil Fac	D	Method	Prep Type
1,1,1-Trichloroethane	2.0		1.0	0.48	ug/L	1		8260D	Total/NA
1,1-Dichloroethane	0.92	J	1.0	0.47	ug/L	1		8260D	Total/NA
1,1-Dichloroethene	1.5		1.0	0.49	ug/L	1		8260D	Total/NA
cis-1,2-Dichloroethene	250		50	23	ug/L	50		8260D	Total/NA
Tetrachloroethene	14		1.0	0.44	ug/L	1		8260D	Total/NA
trans-1,2-Dichloroethene	3.7		1.0	0.51	ug/L	1		8260D	Total/NA
Trichloroethene	2000	F1	50	22	ug/L	50		8260D	Total/NA
Vinyl chloride	0.53	J	1.0	0.45	ug/L	1		8260D	Total/NA

Client Sample ID: PW-4 — Lab Sample ID: 240-203148-44

Analyte	Result	Qualifier	RL	MDL	Unit	Dil Fac	D	Method	Prep Type
1,1,1-Trichloroethane	2.2		1.0	0.48	ug/L	1		8260D	Total/NA
cis-1,2-Dichloroethene	3.7		1.0	0.46	ug/L	1		8260D	Total/NA
Trichloroethene	18		1.0	0.44	ug/L	1		8260D	Total/NA

Client Sample ID: TRIP BLANKS — Lab Sample ID: 240-203148-45

No Detections.

This Detection Summary does not include radiochemical test results.

Eurofins Cleveland

Client: AECOM
Job ID: 240-203148-1
Project/Site: BP Sanborn Spring Event

Client Sample ID: QUARRY
Lab Sample ID: 240-203148-1
Date Collected: 04/15/24 15:22
Matrix: Water
Date Received: 04/20/24 09:30

Method: SW846 8260D - Volatile Organic Compounds by GC/MS

Analyte	Result	Qualifier	RL	MDL	Unit	D	Prepared	Analyzed	Dil Fac
1,1,1-Trichloroethane	ND		1.0	0.48	ug/L			04/25/24 16:42	1
1,1-Dichloroethane	ND		1.0	0.47	ug/L			04/25/24 16:42	1
1,1-Dichloroethene	ND		1.0	0.49	ug/L			04/25/24 16:42	1
Carbon tetrachloride	ND		1.0	0.26	ug/L			04/25/24 16:42	1
Chloroform	ND		1.0	0.47	ug/L			04/25/24 16:42	1
cis-1,2-Dichloroethene	ND		1.0	0.46	ug/L			04/25/24 16:42	1
Methylene Chloride	ND		5.0	2.6	ug/L			04/25/24 16:42	1
Tetrachloroethene	ND		1.0	0.44	ug/L			04/25/24 16:42	1
trans-1,2-Dichloroethene	ND		1.0	0.51	ug/L			04/25/24 16:42	1
Trichloroethene	ND		1.0	0.44	ug/L			04/25/24 16:42	1
Vinyl chloride	ND		1.0	0.45	ug/L			04/25/24 16:42	1

Surrogate	*%Recovery*	*Qualifier*	*Limits*	*Prepared*	*Analyzed*	*Dil Fac*
Toluene-d8 (Surr)	*92*		*78 - 122*		*04/25/24 16:42*	*1*
Dibromofluoromethane (Surr)	*100*		*73 - 120*		*04/25/24 16:42*	*1*
4-Bromofluorobenzene (Surr)	*82*		*56 - 136*		*04/25/24 16:42*	*1*
1,2-Dichloroethane-d4 (Surr)	*88*		*62 - 137*		*04/25/24 16:42*	*1*

Client: AECOM
Job ID: 240-203148-1
Project/Site: BP Sanborn Spring Event

Client Sample ID: B-38M-MS/MSD
Lab Sample ID: 240-203148-2
Date Collected: 04/16/24 09:30
Matrix: Water
Date Received: 04/20/24 09:30

Method: SW846 8260D - Volatile Organic Compounds by GC/MS

Analyte	Result	Qualifier	RL	MDL	Unit	D	Prepared	Analyzed	Dil Fac
1,1,1-Trichloroethane	ND		1.0	0.48	ug/L			04/25/24 17:06	1
1,1-Dichloroethane	ND		1.0	0.47	ug/L			04/25/24 17:06	1
1,1-Dichloroethene	ND		1.0	0.49	ug/L			04/25/24 17:06	1
Carbon tetrachloride	ND		1.0	0.26	ug/L			04/25/24 17:06	1
Chloroform	ND		1.0	0.47	ug/L			04/25/24 17:06	1
cis-1,2-Dichloroethene	ND		1.0	0.46	ug/L			04/25/24 17:06	1
Methylene Chloride	ND		5.0	2.6	ug/L			04/25/24 17:06	1
Tetrachloroethene	ND		1.0	0.44	ug/L			04/25/24 17:06	1
trans-1,2-Dichloroethene	ND		1.0	0.51	ug/L			04/25/24 17:06	1
Trichloroethene	ND		1.0	0.44	ug/L			04/25/24 17:06	1
Vinyl chloride	ND		1.0	0.45	ug/L			04/25/24 17:06	1

Surrogate	*%Recovery*	*Qualifier*	*Limits*	*Prepared*	*Analyzed*	*Dil Fac*
Toluene-d8 (Surr)	*92*		*78 - 122*		*04/25/24 17:06*	*1*
Dibromofluoromethane (Surr)	*96*		*73 - 120*		*04/25/24 17:06*	*1*
4-Bromofluorobenzene (Surr)	*79*		*56 - 136*		*04/25/24 17:06*	*1*
1,2-Dichloroethane-d4 (Surr)	*85*		*62 - 137*		*04/25/24 17:06*	*1*

Client: AECOM
Job ID: 240-203148-1
Project/Site: BP Sanborn Spring Event

Client Sample ID: B-21M
Lab Sample ID: 240-203148-3
Date Collected: 04/16/24 11:00
Matrix: Water
Date Received: 04/20/24 09:30

Method: SW846 8260D - Volatile Organic Compounds by GC/MS

Analyte	Result	Qualifier	RL	MDL	Unit	D	Prepared	Analyzed	Dil Fac
1,1,1-Trichloroethane	ND		1.0	0.48	ug/L			04/25/24 18:16	1
1,1-Dichloroethane	ND		1.0	0.47	ug/L			04/25/24 18:16	1
1,1-Dichloroethene	ND		1.0	0.49	ug/L			04/25/24 18:16	1
Carbon tetrachloride	ND		1.0	0.26	ug/L			04/25/24 18:16	1
Chloroform	ND		1.0	0.47	ug/L			04/25/24 18:16	1
cis-1,2-Dichloroethene	ND		1.0	0.46	ug/L			04/25/24 18:16	1
Methylene Chloride	ND		5.0	2.6	ug/L			04/25/24 18:16	1
Tetrachloroethene	ND		1.0	0.44	ug/L			04/25/24 18:16	1
trans-1,2-Dichloroethene	ND		1.0	0.51	ug/L			04/25/24 18:16	1
Trichloroethene	ND		1.0	0.44	ug/L			04/25/24 18:16	1
Vinyl chloride	ND		1.0	0.45	ug/L			04/25/24 18:16	1

Surrogate	*%Recovery*	*Qualifier*	*Limits*	*Prepared*	*Analyzed*	*Dil Fac*
Toluene-d8 (Surr)	*93*		*78 - 122*		*04/25/24 18:16*	*1*
Dibromofluoromethane (Surr)	*97*		*73 - 120*		*04/25/24 18:16*	*1*
4-Bromofluorobenzene (Surr)	*79*		*56 - 136*		*04/25/24 18:16*	*1*
1,2-Dichloroethane-d4 (Surr)	*87*		*62 - 137*		*04/25/24 18:16*	*1*

Client: AECOM
Job ID: 240-203148-1
Project/Site: BP Sanborn Spring Event

Client Sample ID: FD-20240416
Lab Sample ID: 240-203148-4
Date Collected: 04/16/24 00:00
Matrix: Water
Date Received: 04/20/24 09:30

Method: SW846 8260D - Volatile Organic Compounds by GC/MS

Analyte	Result	Qualifier	RL	MDL	Unit	D	Prepared	Analyzed	Dil Fac
1,1,1-Trichloroethane	ND		1.0	0.48	ug/L			04/25/24 18:40	1
1,1-Dichloroethane	ND		1.0	0.47	ug/L			04/25/24 18:40	1
1,1-Dichloroethene	ND		1.0	0.49	ug/L			04/25/24 18:40	1
Carbon tetrachloride	ND		1.0	0.26	ug/L			04/25/24 18:40	1
Chloroform	ND		1.0	0.47	ug/L			04/25/24 18:40	1
cis-1,2-Dichloroethene	ND		1.0	0.46	ug/L			04/25/24 18:40	1
Methylene Chloride	ND		5.0	2.6	ug/L			04/25/24 18:40	1
Tetrachloroethene	ND		1.0	0.44	ug/L			04/25/24 18:40	1
trans-1,2-Dichloroethene	ND		1.0	0.51	ug/L			04/25/24 18:40	1
Trichloroethene	ND		1.0	0.44	ug/L			04/25/24 18:40	1
Vinyl chloride	ND		1.0	0.45	ug/L			04/25/24 18:40	1

Surrogate	*%Recovery*	*Qualifier*	*Limits*	*Prepared*	*Analyzed*	*Dil Fac*
Toluene-d8 (Surr)	*93*		*78 - 122*		*04/25/24 18:40*	*1*
Dibromofluoromethane (Surr)	*95*		*73 - 120*		*04/25/24 18:40*	*1*
4-Bromofluorobenzene (Surr)	*83*		*56 - 136*		*04/25/24 18:40*	*1*
1,2-Dichloroethane-d4 (Surr)	*87*		*62 - 137*		*04/25/24 18:40*	*1*

Client: AECOM
Job ID: 240-203148-1
Project/Site: BP Sanborn Spring Event

Client Sample ID: B-22M
Lab Sample ID: 240-203148-5
Date Collected: 04/16/24 11:53
Matrix: Water
Date Received: 04/20/24 09:30

Method: SW846 8260D - Volatile Organic Compounds by GC/MS

Analyte	Result	Qualifier	RL	MDL	Unit	D	Prepared	Analyzed	Dil Fac
1,1,1-Trichloroethane	ND		1.0	0.48	ug/L			04/26/24 14:59	1
1,1-Dichloroethane	**0.98**	**J**	1.0	0.47	ug/L			04/26/24 14:59	1
1,1-Dichloroethene	ND		1.0	0.49	ug/L			04/26/24 14:59	1
Carbon tetrachloride	ND		1.0	0.26	ug/L			04/26/24 14:59	1
Chloroform	ND		1.0	0.47	ug/L			04/26/24 14:59	1
cis-1,2-Dichloroethene	**57**		1.0	0.46	ug/L			04/26/24 14:59	1
Methylene Chloride	ND		5.0	2.6	ug/L			04/26/24 14:59	1
Tetrachloroethene	ND		1.0	0.44	ug/L			04/26/24 14:59	1
trans-1,2-Dichloroethene	**1.9**		1.0	0.51	ug/L			04/26/24 14:59	1
Trichloroethene	**32**		1.0	0.44	ug/L			04/26/24 14:59	1
Vinyl chloride	ND		1.0	0.45	ug/L			04/26/24 14:59	1

Surrogate	*%Recovery*	*Qualifier*	*Limits*	*Prepared*	*Analyzed*	*Dil Fac*
Toluene-d8 (Surr)	*93*		*78 - 122*		*04/26/24 14:59*	*1*
Dibromofluoromethane (Surr)	*102*		*73 - 120*		*04/26/24 14:59*	*1*
4-Bromofluorobenzene (Surr)	*85*		*56 - 136*		*04/26/24 14:59*	*1*
1,2-Dichloroethane-d4 (Surr)	*93*		*62 - 137*		*04/26/24 14:59*	*1*

Client: AECOM
Job ID: 240-203148-1
Project/Site: BP Sanborn Spring Event

Client Sample ID: B-28M
Lab Sample ID: 240-203148-6
Date Collected: 04/16/24 12:55
Matrix: Water
Date Received: 04/20/24 09:30

Method: SW846 8260D - Volatile Organic Compounds by GC/MS

Analyte	Result	Qualifier	RL	MDL	Unit	D	Prepared	Analyzed	Dil Fac
1,1,1-Trichloroethane	ND		1.0	0.48	ug/L			04/25/24 19:26	1
1,1-Dichloroethane	ND		1.0	0.47	ug/L			04/25/24 19:26	1
1,1-Dichloroethene	ND		1.0	0.49	ug/L			04/25/24 19:26	1
Carbon tetrachloride	ND		1.0	0.26	ug/L			04/25/24 19:26	1
Chloroform	ND		1.0	0.47	ug/L			04/25/24 19:26	1
cis-1,2-Dichloroethene	ND		1.0	0.46	ug/L			04/25/24 19:26	1
Methylene Chloride	ND		5.0	2.6	ug/L			04/25/24 19:26	1
Tetrachloroethene	ND		1.0	0.44	ug/L			04/25/24 19:26	1
trans-1,2-Dichloroethene	ND		1.0	0.51	ug/L			04/25/24 19:26	1
Trichloroethene	ND		1.0	0.44	ug/L			04/25/24 19:26	1
Vinyl chloride	ND		1.0	0.45	ug/L			04/25/24 19:26	1

Surrogate	*%Recovery*	*Qualifier*	*Limits*	*Prepared*	*Analyzed*	*Dil Fac*
Toluene-d8 (Surr)	*92*		*78 - 122*		*04/25/24 19:26*	*1*
Dibromofluoromethane (Surr)	*101*		*73 - 120*		*04/25/24 19:26*	*1*
4-Bromofluorobenzene (Surr)	*83*		*56 - 136*		*04/25/24 19:26*	*1*
1,2-Dichloroethane-d4 (Surr)	*90*		*62 - 137*		*04/25/24 19:26*	*1*

Client: AECOM
Job ID: 240-203148-1
Project/Site: BP Sanborn Spring Event

Client Sample ID: B-29M
Lab Sample ID: 240-203148-7
Date Collected: 04/16/24 14:10
Matrix: Water
Date Received: 04/20/24 09:30

Method: SW846 8260D - Volatile Organic Compounds by GC/MS

Analyte	Result	Qualifier	RL	MDL	Unit	D	Prepared	Analyzed	Dil Fac
1,1,1-Trichloroethane	ND		1.0	0.48	ug/L			04/25/24 19:50	1
1,1-Dichloroethane	ND		1.0	0.47	ug/L			04/25/24 19:50	1
1,1-Dichloroethene	ND		1.0	0.49	ug/L			04/25/24 19:50	1
Carbon tetrachloride	ND		1.0	0.26	ug/L			04/25/24 19:50	1
Chloroform	ND		1.0	0.47	ug/L			04/25/24 19:50	1
cis-1,2-Dichloroethene	ND		1.0	0.46	ug/L			04/25/24 19:50	1
Methylene Chloride	ND		5.0	2.6	ug/L			04/25/24 19:50	1
Tetrachloroethene	ND		1.0	0.44	ug/L			04/25/24 19:50	1
trans-1,2-Dichloroethene	ND		1.0	0.51	ug/L			04/25/24 19:50	1
Trichloroethene	ND		1.0	0.44	ug/L			04/25/24 19:50	1
Vinyl chloride	ND		1.0	0.45	ug/L			04/25/24 19:50	1

Surrogate	*%Recovery*	*Qualifier*	*Limits*	*Prepared*	*Analyzed*	*Dil Fac*
Toluene-d8 (Surr)	*90*		*78 - 122*		*04/25/24 19:50*	*1*
Dibromofluoromethane (Surr)	*97*		*73 - 120*		*04/25/24 19:50*	*1*
4-Bromofluorobenzene (Surr)	*80*		*56 - 136*		*04/25/24 19:50*	*1*
1,2-Dichloroethane-d4 (Surr)	*88*		*62 - 137*		*04/25/24 19:50*	*1*

Client: AECOM
Job ID: 240-203148-1
Project/Site: BP Sanborn Spring Event

Client Sample ID: B-23M
Lab Sample ID: 240-203148-8
Date Collected: 04/16/24 15:00
Matrix: Water
Date Received: 04/20/24 09:30

Method: SW846 8260D - Volatile Organic Compounds by GC/MS

Analyte	Result	Qualifier	RL	MDL	Unit	D	Prepared	Analyzed	Dil Fac
1,1,1-Trichloroethane	ND		2.0	0.96	ug/L			04/26/24 15:23	2
1,1-Dichloroethane	ND		2.0	0.94	ug/L			04/26/24 15:23	2
1,1-Dichloroethene	ND		2.0	0.98	ug/L			04/26/24 15:23	2
Carbon tetrachloride	ND		2.0	0.52	ug/L			04/26/24 15:23	2
Chloroform	ND		2.0	0.94	ug/L			04/26/24 15:23	2
cis-1,2-Dichloroethene	**120**		2.0	0.92	ug/L			04/26/24 15:23	2
Methylene Chloride	ND		10	5.2	ug/L			04/26/24 15:23	2
Tetrachloroethene	ND		2.0	0.88	ug/L			04/26/24 15:23	2
trans-1,2-Dichloroethene	ND		2.0	1.0	ug/L			04/26/24 15:23	2
Trichloroethene	**8.1**		2.0	0.88	ug/L			04/26/24 15:23	2
Vinyl chloride	**62**		2.0	0.90	ug/L			04/26/24 15:23	2

Surrogate	*%Recovery*	*Qualifier*	*Limits*	*Prepared*	*Analyzed*	*Dil Fac*
Toluene-d8 (Surr)	*91*		*78 - 122*		*04/26/24 15:23*	*2*
Dibromofluoromethane (Surr)	*100*		*73 - 120*		*04/26/24 15:23*	*2*
4-Bromofluorobenzene (Surr)	*81*		*56 - 136*		*04/26/24 15:23*	*2*
1,2-Dichloroethane-d4 (Surr)	*89*		*62 - 137*		*04/26/24 15:23*	*2*

Client: AECOM
Job ID: 240-203148-1
Project/Site: BP Sanborn Spring Event

Client Sample ID: B-56M
Lab Sample ID: 240-203148-9
Date Collected: 04/16/24 15:45
Matrix: Water
Date Received: 04/20/24 09:30

Method: SW846 8260D - Volatile Organic Compounds by GC/MS

Analyte	Result	Qualifier	RL	MDL	Unit	D	Prepared	Analyzed	Dil Fac
1,1,1-Trichloroethane	ND		1.0	0.48	ug/L			04/29/24 13:22	1
1,1-Dichloroethane	ND		1.0	0.47	ug/L			04/29/24 13:22	1
1,1-Dichloroethene	ND		1.0	0.49	ug/L			04/29/24 13:22	1
Carbon tetrachloride	ND		1.0	0.26	ug/L			04/29/24 13:22	1
Chloroform	ND		1.0	0.47	ug/L			04/29/24 13:22	1
cis-1,2-Dichloroethene	**3.1**		1.0	0.46	ug/L			04/29/24 13:22	1
Methylene Chloride	ND		5.0	2.6	ug/L			04/29/24 13:22	1
Tetrachloroethene	ND		1.0	0.44	ug/L			04/29/24 13:22	1
trans-1,2-Dichloroethene	ND		1.0	0.51	ug/L			04/29/24 13:22	1
Trichloroethene	**5.6**		1.0	0.44	ug/L			04/29/24 13:22	1
Vinyl chloride	ND	*-	1.0	0.45	ug/L			04/29/24 13:22	1

Surrogate	*%Recovery*	*Qualifier*	*Limits*	*Prepared*	*Analyzed*	*Dil Fac*
Toluene-d8 (Surr)	*89*		*78 - 122*		*04/29/24 13:22*	*1*
Dibromofluoromethane (Surr)	*102*		*73 - 120*		*04/29/24 13:22*	*1*
4-Bromofluorobenzene (Surr)	*77*		*56 - 136*		*04/29/24 13:22*	*1*
1,2-Dichloroethane-d4 (Surr)	*90*		*62 - 137*		*04/29/24 13:22*	*1*

Client: AECOM
Job ID: 240-203148-1
Project/Site: BP Sanborn Spring Event

Client Sample ID: B-24M
Lab Sample ID: 240-203148-10
Date Collected: 04/16/24 16:30
Matrix: Water
Date Received: 04/20/24 09:30

Method: SW846 8260D - Volatile Organic Compounds by GC/MS

Analyte	Result	Qualifier	RL	MDL	Unit	D	Prepared	Analyzed	Dil Fac
1,1,1-Trichloroethane	ND		1.0	0.48	ug/L			04/26/24 16:10	1
1,1-Dichloroethane	ND		1.0	0.47	ug/L			04/26/24 16:10	1
1,1-Dichloroethene	ND		1.0	0.49	ug/L			04/26/24 16:10	1
Carbon tetrachloride	ND		1.0	0.26	ug/L			04/26/24 16:10	1
Chloroform	ND		1.0	0.47	ug/L			04/26/24 16:10	1
cis-1,2-Dichloroethene	**1.2**		1.0	0.46	ug/L			04/26/24 16:10	1
Methylene Chloride	ND		5.0	2.6	ug/L			04/26/24 16:10	1
Tetrachloroethene	ND		1.0	0.44	ug/L			04/26/24 16:10	1
trans-1,2-Dichloroethene	ND		1.0	0.51	ug/L			04/26/24 16:10	1
Trichloroethene	**5.2**		1.0	0.44	ug/L			04/26/24 16:10	1
Vinyl chloride	ND		1.0	0.45	ug/L			04/26/24 16:10	1

Surrogate	*%Recovery*	*Qualifier*	*Limits*	*Prepared*	*Analyzed*	*Dil Fac*
Toluene-d8 (Surr)	*92*		*78 - 122*		*04/26/24 16:10*	*1*
Dibromofluoromethane (Surr)	*103*		*73 - 120*		*04/26/24 16:10*	*1*
4-Bromofluorobenzene (Surr)	*74*		*56 - 136*		*04/26/24 16:10*	*1*
1,2-Dichloroethane-d4 (Surr)	*91*		*62 - 137*		*04/26/24 16:10*	*1*

Client: AECOM
Job ID: 240-203148-1
Project/Site: BP Sanborn Spring Event

Client Sample ID: B-46M
Lab Sample ID: 240-203148-11
Date Collected: 04/16/24 17:15
Matrix: Water
Date Received: 04/20/24 09:30

Method: SW846 8260D - Volatile Organic Compounds by GC/MS

Analyte	Result	Qualifier	RL	MDL	Unit	D	Prepared	Analyzed	Dil Fac
1,1,1-Trichloroethane	ND		4.0	1.9	ug/L			04/26/24 16:34	4
1,1-Dichloroethane	ND		4.0	1.9	ug/L			04/26/24 16:34	4
1,1-Dichloroethene	ND		4.0	2.0	ug/L			04/26/24 16:34	4
Carbon tetrachloride	ND		4.0	1.0	ug/L			04/26/24 16:34	4
Chloroform	ND		4.0	1.9	ug/L			04/26/24 16:34	4
cis-1,2-Dichloroethene	**200**		4.0	1.8	ug/L			04/26/24 16:34	4
Methylene Chloride	ND		20	10	ug/L			04/26/24 16:34	4
Tetrachloroethene	ND		4.0	1.8	ug/L			04/26/24 16:34	4
trans-1,2-Dichloroethene	**3.0**	**J**	4.0	2.0	ug/L			04/26/24 16:34	4
Trichloroethene	**8.8**		4.0	1.8	ug/L			04/26/24 16:34	4
Vinyl chloride	**26**		4.0	1.8	ug/L			04/26/24 16:34	4

Surrogate	*%Recovery*	*Qualifier*	*Limits*	*Prepared*	*Analyzed*	*Dil Fac*
Toluene-d8 (Surr)	*98*		*78 - 122*		*04/26/24 16:34*	*4*
Dibromofluoromethane (Surr)	*100*		*73 - 120*		*04/26/24 16:34*	*4*
4-Bromofluorobenzene (Surr)	*85*		*56 - 136*		*04/26/24 16:34*	*4*
1,2-Dichloroethane-d4 (Surr)	*87*		*62 - 137*		*04/26/24 16:34*	*4*

Client: AECOM
Job ID: 240-203148-1
Project/Site: BP Sanborn Spring Event

Client Sample ID: B-9M
Lab Sample ID: 240-203148-12
Date Collected: 04/17/24 17:00
Matrix: Water
Date Received: 04/20/24 09:30

Method: SW846 8260D - Volatile Organic Compounds by GC/MS

Analyte	Result	Qualifier	RL	MDL	Unit	D	Prepared	Analyzed	Dil Fac
1,1,1-Trichloroethane	ND		1.0	0.48	ug/L			04/26/24 16:58	1
1,1-Dichloroethane	ND		1.0	0.47	ug/L			04/26/24 16:58	1
1,1-Dichloroethene	ND		1.0	0.49	ug/L			04/26/24 16:58	1
Carbon tetrachloride	ND		1.0	0.26	ug/L			04/26/24 16:58	1
Chloroform	ND		1.0	0.47	ug/L			04/26/24 16:58	1
cis-1,2-Dichloroethene	**1.1**		1.0	0.46	ug/L			04/26/24 16:58	1
Methylene Chloride	ND		5.0	2.6	ug/L			04/26/24 16:58	1
Tetrachloroethene	ND		1.0	0.44	ug/L			04/26/24 16:58	1
trans-1,2-Dichloroethene	ND		1.0	0.51	ug/L			04/26/24 16:58	1
Trichloroethene	ND		1.0	0.44	ug/L			04/26/24 16:58	1
Vinyl chloride	ND		1.0	0.45	ug/L			04/26/24 16:58	1

Surrogate	*%Recovery*	*Qualifier*	*Limits*	*Prepared*	*Analyzed*	*Dil Fac*
Toluene-d8 (Surr)	*101*		*78 - 122*		*04/26/24 16:58*	*1*
Dibromofluoromethane (Surr)	*104*		*73 - 120*		*04/26/24 16:58*	*1*
4-Bromofluorobenzene (Surr)	*85*		*56 - 136*		*04/26/24 16:58*	*1*
1,2-Dichloroethane-d4 (Surr)	*90*		*62 - 137*		*04/26/24 16:58*	*1*

Client: AECOM
Job ID: 240-203148-1
Project/Site: BP Sanborn Spring Event

Client Sample ID: B-8M-MS/MSD
Lab Sample ID: 240-203148-13
Date Collected: 04/17/24 09:05
Matrix: Water
Date Received: 04/20/24 09:30

Method: SW846 8260D - Volatile Organic Compounds by GC/MS

Analyte	Result	Qualifier	RL	MDL	Unit	D	Prepared	Analyzed	Dil Fac
1,1,1-Trichloroethane	ND		200	96	ug/L			04/26/24 17:21	200
1,1-Dichloroethane	ND		200	94	ug/L			04/26/24 17:21	200
1,1-Dichloroethene	**160**	**J**	200	98	ug/L			04/26/24 17:21	200
Carbon tetrachloride	ND		200	52	ug/L			04/26/24 17:21	200
Chloroform	ND	F2	200	94	ug/L			04/26/24 17:21	200
cis-1,2-Dichloroethene	**19000**		500	230	ug/L			04/29/24 13:46	500
Methylene Chloride	ND		1000	520	ug/L			04/26/24 17:21	200
Tetrachloroethene	ND		200	88	ug/L			04/26/24 17:21	200
trans-1,2-Dichloroethene	**250**		200	100	ug/L			04/26/24 17:21	200
Trichloroethene	**17000**		500	220	ug/L			04/29/24 13:46	500
Vinyl chloride	**3500**	**F1**	200	90	ug/L			04/26/24 17:21	200

Surrogate	*%Recovery*	*Qualifier*	*Limits*	*Prepared*	*Analyzed*	*Dil Fac*
Toluene-d8 (Surr)	*93*		*78 - 122*		*04/26/24 17:21*	*200*
Toluene-d8 (Surr)	*90*		*78 - 122*		*04/29/24 13:46*	*500*
Dibromofluoromethane (Surr)	*101*		*73 - 120*		*04/26/24 17:21*	*200*
Dibromofluoromethane (Surr)	*104*		*73 - 120*		*04/29/24 13:46*	*500*
4-Bromofluorobenzene (Surr)	*85*		*56 - 136*		*04/26/24 17:21*	*200*
4-Bromofluorobenzene (Surr)	*75*		*56 - 136*		*04/29/24 13:46*	*500*
1,2-Dichloroethane-d4 (Surr)	*87*		*62 - 137*		*04/26/24 17:21*	*200*
1,2-Dichloroethane-d4 (Surr)	*89*		*62 - 137*		*04/29/24 13:46*	*500*

Client: AECOM
Project/Site: BP Sanborn Spring Event

Job ID: 240-203148-1

Client Sample ID: FD-20240417
Date Collected: 04/17/24 09:45
Date Received: 04/20/24 09:30

Lab Sample ID: 240-203148-14
Matrix: Water

Method: SW846 8260D - Volatile Organic Compounds by GC/MS

Analyte	Result	Qualifier	RL	MDL	Unit	D	Prepared	Analyzed	Dil Fac
1,1,1-Trichloroethane	ND		1.0	0.48	ug/L			04/26/24 18:31	1
1,1-Dichloroethane	ND		1.0	0.47	ug/L			04/26/24 18:31	1
1,1-Dichloroethene	ND		1.0	0.49	ug/L			04/26/24 18:31	1
Carbon tetrachloride	ND		1.0	0.26	ug/L			04/26/24 18:31	1
Chloroform	ND		1.0	0.47	ug/L			04/26/24 18:31	1
cis-1,2-Dichloroethene	**95**		2.0	0.92	ug/L			04/29/24 14:56	2
Methylene Chloride	ND		5.0	2.6	ug/L			04/26/24 18:31	1
Tetrachloroethene	ND		1.0	0.44	ug/L			04/26/24 18:31	1
trans-1,2-Dichloroethene	**0.61**	**J**	1.0	0.51	ug/L			04/26/24 18:31	1
Trichloroethene	ND		1.0	0.44	ug/L			04/26/24 18:31	1
Vinyl chloride	**13**		1.0	0.45	ug/L			04/26/24 18:31	1

Surrogate	*%Recovery*	*Qualifier*	*Limits*	*Prepared*	*Analyzed*	*Dil Fac*
Toluene-d8 (Surr)	*90*		*78 - 122*		*04/26/24 18:31*	*1*
Toluene-d8 (Surr)	*90*		*78 - 122*		*04/29/24 14:56*	*2*
Dibromofluoromethane (Surr)	*98*		*73 - 120*		*04/26/24 18:31*	*1*
Dibromofluoromethane (Surr)	*99*		*73 - 120*		*04/29/24 14:56*	*2*
4-Bromofluorobenzene (Surr)	*79*		*56 - 136*		*04/26/24 18:31*	*1*
4-Bromofluorobenzene (Surr)	*80*		*56 - 136*		*04/29/24 14:56*	*2*
1,2-Dichloroethane-d4 (Surr)	*88*		*62 - 137*		*04/26/24 18:31*	*1*
1,2-Dichloroethane-d4 (Surr)	*87*		*62 - 137*		*04/29/24 14:56*	*2*

Client: AECOM
Job ID: 240-203148-1
Project/Site: BP Sanborn Spring Event

Client Sample ID: B-18M
Lab Sample ID: 240-203148-15
Date Collected: 04/17/24 09:45
Matrix: Water
Date Received: 04/20/24 09:30

Method: SW846 8260D - Volatile Organic Compounds by GC/MS

Analyte	Result	Qualifier	RL	MDL	Unit	D	Prepared	Analyzed	Dil Fac
1,1,1-Trichloroethane	ND		4.0	1.9	ug/L			04/26/24 18:55	4
1,1-Dichloroethane	ND		4.0	1.9	ug/L			04/26/24 18:55	4
1,1-Dichloroethene	ND		4.0	2.0	ug/L			04/26/24 18:55	4
Carbon tetrachloride	ND		4.0	1.0	ug/L			04/26/24 18:55	4
Chloroform	ND		4.0	1.9	ug/L			04/26/24 18:55	4
cis-1,2-Dichloroethene	**110**		4.0	1.8	ug/L			04/26/24 18:55	4
Methylene Chloride	ND		20	10	ug/L			04/26/24 18:55	4
Tetrachloroethene	ND		4.0	1.8	ug/L			04/26/24 18:55	4
trans-1,2-Dichloroethene	ND		4.0	2.0	ug/L			04/26/24 18:55	4
Trichloroethene	ND		4.0	1.8	ug/L			04/26/24 18:55	4
Vinyl chloride	**21**		4.0	1.8	ug/L			04/26/24 18:55	4

Surrogate	*%Recovery*	*Qualifier*	*Limits*	*Prepared*	*Analyzed*	*Dil Fac*
Toluene-d8 (Surr)	*94*		*78 - 122*		*04/26/24 18:55*	*4*
Dibromofluoromethane (Surr)	*97*		*73 - 120*		*04/26/24 18:55*	*4*
4-Bromofluorobenzene (Surr)	*72*		*56 - 136*		*04/26/24 18:55*	*4*
1,2-Dichloroethane-d4 (Surr)	*89*		*62 - 137*		*04/26/24 18:55*	*4*

Client: AECOM
Job ID: 240-203148-1
Project/Site: BP Sanborn Spring Event

Client Sample ID: B-14M
Lab Sample ID: 240-203148-16
Date Collected: 04/17/24 10:35
Matrix: Water
Date Received: 04/20/24 09:30

Method: SW846 8260D - Volatile Organic Compounds by GC/MS

Analyte	Result	Qualifier	RL	MDL	Unit	D	Prepared	Analyzed	Dil Fac
1,1,1-Trichloroethane	ND		1.0	0.48	ug/L			04/26/24 19:18	1
1,1-Dichloroethane	ND		1.0	0.47	ug/L			04/26/24 19:18	1
1,1-Dichloroethene	ND		1.0	0.49	ug/L			04/26/24 19:18	1
Carbon tetrachloride	ND		1.0	0.26	ug/L			04/26/24 19:18	1
Chloroform	ND		1.0	0.47	ug/L			04/26/24 19:18	1
cis-1,2-Dichloroethene	**5.0**		1.0	0.46	ug/L			04/26/24 19:18	1
Methylene Chloride	ND		5.0	2.6	ug/L			04/26/24 19:18	1
Tetrachloroethene	**0.89**	**J**	1.0	0.44	ug/L			04/26/24 19:18	1
trans-1,2-Dichloroethene	ND		1.0	0.51	ug/L			04/26/24 19:18	1
Trichloroethene	**52**		1.0	0.44	ug/L			04/26/24 19:18	1
Vinyl chloride	ND		1.0	0.45	ug/L			04/26/24 19:18	1

Surrogate	*%Recovery*	*Qualifier*	*Limits*	*Prepared*	*Analyzed*	*Dil Fac*
Toluene-d8 (Surr)	*95*		*78 - 122*		*04/26/24 19:18*	*1*
Dibromofluoromethane (Surr)	*98*		*73 - 120*		*04/26/24 19:18*	*1*
4-Bromofluorobenzene (Surr)	*90*		*56 - 136*		*04/26/24 19:18*	*1*
1,2-Dichloroethane-d4 (Surr)	*95*		*62 - 137*		*04/26/24 19:18*	*1*

Client: AECOM
Job ID: 240-203148-1
Project/Site: BP Sanborn Spring Event

Client Sample ID: B-11M
Lab Sample ID: 240-203148-17
Date Collected: 04/17/24 11:15
Matrix: Water
Date Received: 04/20/24 09:30

Method: SW846 8260D - Volatile Organic Compounds by GC/MS

Analyte	Result	Qualifier	RL	MDL	Unit	D	Prepared	Analyzed	Dil Fac
1,1,1-Trichloroethane	ND		2.0	0.96	ug/L			04/26/24 19:42	2
1,1-Dichloroethane	ND		2.0	0.94	ug/L			04/26/24 19:42	2
1,1-Dichloroethene	ND		2.0	0.98	ug/L			04/26/24 19:42	2
Carbon tetrachloride	ND		2.0	0.52	ug/L			04/26/24 19:42	2
Chloroform	ND		2.0	0.94	ug/L			04/26/24 19:42	2
cis-1,2-Dichloroethene	**13**		2.0	0.92	ug/L			04/26/24 19:42	2
Methylene Chloride	ND		10	5.2	ug/L			04/26/24 19:42	2
Tetrachloroethene	**8.8**		2.0	0.88	ug/L			04/26/24 19:42	2
trans-1,2-Dichloroethene	ND		2.0	1.0	ug/L			04/26/24 19:42	2
Trichloroethene	**160**		4.0	1.8	ug/L			04/29/24 15:20	4
Vinyl chloride	ND		2.0	0.90	ug/L			04/26/24 19:42	2

Surrogate	*%Recovery*	*Qualifier*	*Limits*	*Prepared*	*Analyzed*	*Dil Fac*
Toluene-d8 (Surr)	*90*		*78 - 122*		*04/26/24 19:42*	*2*
Toluene-d8 (Surr)	*92*		*78 - 122*		*04/29/24 15:20*	*4*
Dibromofluoromethane (Surr)	*103*		*73 - 120*		*04/26/24 19:42*	*2*
Dibromofluoromethane (Surr)	*106*		*73 - 120*		*04/29/24 15:20*	*4*
4-Bromofluorobenzene (Surr)	*77*		*56 - 136*		*04/26/24 19:42*	*2*
4-Bromofluorobenzene (Surr)	*80*		*56 - 136*		*04/29/24 15:20*	*4*
1,2-Dichloroethane-d4 (Surr)	*100*		*62 - 137*		*04/26/24 19:42*	*2*
1,2-Dichloroethane-d4 (Surr)	*95*		*62 - 137*		*04/29/24 15:20*	*4*

Client: AECOM
Job ID: 240-203148-1
Project/Site: BP Sanborn Spring Event

Client Sample ID: B-16M
Lab Sample ID: 240-203148-18
Date Collected: 04/17/24 12:00
Matrix: Water
Date Received: 04/20/24 09:30

Method: SW846 8260D - Volatile Organic Compounds by GC/MS

Analyte	Result	Qualifier	RL	MDL	Unit	D	Prepared	Analyzed	Dil Fac
1,1,1-Trichloroethane	ND		1.0	0.48	ug/L			04/26/24 20:05	1
1,1-Dichloroethane	ND		1.0	0.47	ug/L			04/26/24 20:05	1
1,1-Dichloroethene	ND		1.0	0.49	ug/L			04/26/24 20:05	1
Carbon tetrachloride	ND		1.0	0.26	ug/L			04/26/24 20:05	1
Chloroform	ND		1.0	0.47	ug/L			04/26/24 20:05	1
cis-1,2-Dichloroethene	ND		1.0	0.46	ug/L			04/26/24 20:05	1
Methylene Chloride	ND		5.0	2.6	ug/L			04/26/24 20:05	1
Tetrachloroethene	ND		1.0	0.44	ug/L			04/26/24 20:05	1
trans-1,2-Dichloroethene	ND		1.0	0.51	ug/L			04/26/24 20:05	1
Trichloroethene	ND		1.0	0.44	ug/L			04/26/24 20:05	1
Vinyl chloride	ND		1.0	0.45	ug/L			04/26/24 20:05	1

Surrogate	*%Recovery*	*Qualifier*	*Limits*	*Prepared*	*Analyzed*	*Dil Fac*
Toluene-d8 (Surr)	*93*		*78 - 122*		*04/26/24 20:05*	*1*
Dibromofluoromethane (Surr)	*111*		*73 - 120*		*04/26/24 20:05*	*1*
4-Bromofluorobenzene (Surr)	*78*		*56 - 136*		*04/26/24 20:05*	*1*
1,2-Dichloroethane-d4 (Surr)	*104*		*62 - 137*		*04/26/24 20:05*	*1*

Client: AECOM
Job ID: 240-203148-1
Project/Site: BP Sanborn Spring Event

Client Sample ID: B-10M
Lab Sample ID: 240-203148-19
Date Collected: 04/17/24 12:50
Matrix: Water
Date Received: 04/20/24 09:30

Method: SW846 8260D - Volatile Organic Compounds by GC/MS

Analyte	Result	Qualifier	RL	MDL	Unit	D	Prepared	Analyzed	Dil Fac
1,1,1-Trichloroethane	**1.4**		1.0	0.48	ug/L			04/26/24 20:29	1
1,1-Dichloroethane	ND		1.0	0.47	ug/L			04/26/24 20:29	1
1,1-Dichloroethene	ND		1.0	0.49	ug/L			04/26/24 20:29	1
Carbon tetrachloride	ND		1.0	0.26	ug/L			04/26/24 20:29	1
Chloroform	ND		1.0	0.47	ug/L			04/26/24 20:29	1
cis-1,2-Dichloroethene	**0.77**	**J**	1.0	0.46	ug/L			04/26/24 20:29	1
Methylene Chloride	ND		5.0	2.6	ug/L			04/26/24 20:29	1
Tetrachloroethene	ND		1.0	0.44	ug/L			04/26/24 20:29	1
trans-1,2-Dichloroethene	ND		1.0	0.51	ug/L			04/26/24 20:29	1
Trichloroethene	**8.8**		1.0	0.44	ug/L			04/26/24 20:29	1
Vinyl chloride	ND		1.0	0.45	ug/L			04/26/24 20:29	1

Surrogate	*%Recovery*	*Qualifier*	*Limits*	*Prepared*	*Analyzed*	*Dil Fac*
Toluene-d8 (Surr)	*86*		*78 - 122*		*04/26/24 20:29*	*1*
Dibromofluoromethane (Surr)	*103*		*73 - 120*		*04/26/24 20:29*	*1*
4-Bromofluorobenzene (Surr)	*75*		*56 - 136*		*04/26/24 20:29*	*1*
1,2-Dichloroethane-d4 (Surr)	*91*		*62 - 137*		*04/26/24 20:29*	*1*

Client: AECOM
Job ID: 240-203148-1
Project/Site: BP Sanborn Spring Event

Client Sample ID: B-41M
Lab Sample ID: 240-203148-20
Date Collected: 04/17/24 14:05
Matrix: Water
Date Received: 04/20/24 09:30

Method: SW846 8260D - Volatile Organic Compounds by GC/MS

Analyte	Result	Qualifier	RL	MDL	Unit	D	Prepared	Analyzed	Dil Fac
1,1,1-Trichloroethane	ND		1.0	0.48	ug/L			04/26/24 20:52	1
1,1-Dichloroethane	ND		1.0	0.47	ug/L			04/26/24 20:52	1
1,1-Dichloroethene	ND		1.0	0.49	ug/L			04/26/24 20:52	1
Carbon tetrachloride	ND		1.0	0.26	ug/L			04/26/24 20:52	1
Chloroform	ND		1.0	0.47	ug/L			04/26/24 20:52	1
cis-1,2-Dichloroethene	**7.0**		1.0	0.46	ug/L			04/26/24 20:52	1
Methylene Chloride	ND		5.0	2.6	ug/L			04/26/24 20:52	1
Tetrachloroethene	ND		1.0	0.44	ug/L			04/26/24 20:52	1
trans-1,2-Dichloroethene	ND		1.0	0.51	ug/L			04/26/24 20:52	1
Trichloroethene	ND		1.0	0.44	ug/L			04/26/24 20:52	1
Vinyl chloride	**2.3**		1.0	0.45	ug/L			04/26/24 20:52	1

Surrogate	*%Recovery*	*Qualifier*	*Limits*	*Prepared*	*Analyzed*	*Dil Fac*
Toluene-d8 (Surr)	*88*		*78 - 122*		*04/26/24 20:52*	*1*
Dibromofluoromethane (Surr)	*102*		*73 - 120*		*04/26/24 20:52*	*1*
4-Bromofluorobenzene (Surr)	*83*		*56 - 136*		*04/26/24 20:52*	*1*
1,2-Dichloroethane-d4 (Surr)	*89*		*62 - 137*		*04/26/24 20:52*	*1*

Client: AECOM
Job ID: 240-203148-1
Project/Site: BP Sanborn Spring Event

Client Sample ID: B-40M
Lab Sample ID: 240-203148-21
Date Collected: 04/17/24 14:50
Matrix: Water
Date Received: 04/20/24 09:30

Method: SW846 8260D - Volatile Organic Compounds by GC/MS

Analyte	Result	Qualifier	RL	MDL	Unit	D	Prepared	Analyzed	Dil Fac
1,1,1-Trichloroethane	ND		1.0	0.48	ug/L			04/26/24 21:16	1
1,1-Dichloroethane	ND		1.0	0.47	ug/L			04/26/24 21:16	1
1,1-Dichloroethene	ND		1.0	0.49	ug/L			04/26/24 21:16	1
Carbon tetrachloride	ND		1.0	0.26	ug/L			04/26/24 21:16	1
Chloroform	ND		1.0	0.47	ug/L			04/26/24 21:16	1
cis-1,2-Dichloroethene	**3.3**		1.0	0.46	ug/L			04/26/24 21:16	1
Methylene Chloride	ND		5.0	2.6	ug/L			04/26/24 21:16	1
Tetrachloroethene	ND		1.0	0.44	ug/L			04/26/24 21:16	1
trans-1,2-Dichloroethene	ND		1.0	0.51	ug/L			04/26/24 21:16	1
Trichloroethene	**1.1**		1.0	0.44	ug/L			04/26/24 21:16	1
Vinyl chloride	ND		1.0	0.45	ug/L			04/26/24 21:16	1

Surrogate	*%Recovery*	*Qualifier*	*Limits*	*Prepared*	*Analyzed*	*Dil Fac*
Toluene-d8 (Surr)	*91*		*78 - 122*		*04/26/24 21:16*	*1*
Dibromofluoromethane (Surr)	*107*		*73 - 120*		*04/26/24 21:16*	*1*
4-Bromofluorobenzene (Surr)	*78*		*56 - 136*		*04/26/24 21:16*	*1*
1,2-Dichloroethane-d4 (Surr)	*98*		*62 - 137*		*04/26/24 21:16*	*1*

Client: AECOM
Job ID: 240-203148-1
Project/Site: BP Sanborn Spring Event

Client Sample ID: B-39M
Lab Sample ID: 240-203148-22
Date Collected: 04/17/24 15:30
Matrix: Water
Date Received: 04/20/24 09:30

Method: SW846 8260D - Volatile Organic Compounds by GC/MS

Analyte	Result	Qualifier	RL	MDL	Unit	D	Prepared	Analyzed	Dil Fac
1,1,1-Trichloroethane	ND		1.0	0.48	ug/L			04/26/24 21:39	1
1,1-Dichloroethane	ND		1.0	0.47	ug/L			04/26/24 21:39	1
1,1-Dichloroethene	ND		1.0	0.49	ug/L			04/26/24 21:39	1
Carbon tetrachloride	ND		1.0	0.26	ug/L			04/26/24 21:39	1
Chloroform	ND		1.0	0.47	ug/L			04/26/24 21:39	1
cis-1,2-Dichloroethene	**1.8**		1.0	0.46	ug/L			04/26/24 21:39	1
Methylene Chloride	ND		5.0	2.6	ug/L			04/26/24 21:39	1
Tetrachloroethene	ND		1.0	0.44	ug/L			04/26/24 21:39	1
trans-1,2-Dichloroethene	ND		1.0	0.51	ug/L			04/26/24 21:39	1
Trichloroethene	**4.2**		1.0	0.44	ug/L			04/26/24 21:39	1
Vinyl chloride	ND		1.0	0.45	ug/L			04/26/24 21:39	1

Surrogate	*%Recovery*	*Qualifier*	*Limits*	*Prepared*	*Analyzed*	*Dil Fac*
Toluene-d8 (Surr)	*94*		*78 - 122*		*04/26/24 21:39*	*1*
Dibromofluoromethane (Surr)	*104*		*73 - 120*		*04/26/24 21:39*	*1*
4-Bromofluorobenzene (Surr)	*79*		*56 - 136*		*04/26/24 21:39*	*1*
1,2-Dichloroethane-d4 (Surr)	*102*		*62 - 137*		*04/26/24 21:39*	*1*

Client: AECOM
Job ID: 240-203148-1
Project/Site: BP Sanborn Spring Event

Client Sample ID: B-3M
Lab Sample ID: 240-203148-23
Date Collected: 04/17/24 16:10
Matrix: Water
Date Received: 04/20/24 09:30

Method: SW846 8260D - Volatile Organic Compounds by GC/MS

Analyte	Result	Qualifier	RL	MDL	Unit	D	Prepared	Analyzed	Dil Fac
1,1,1-Trichloroethane	ND		50	24	ug/L			04/29/24 17:18	50
1,1-Dichloroethane	**43**	**J**	50	24	ug/L			04/29/24 17:18	50
1,1-Dichloroethene	ND		50	25	ug/L			04/29/24 17:18	50
Carbon tetrachloride	ND		50	13	ug/L			04/29/24 17:18	50
Chloroform	ND		50	24	ug/L			04/29/24 17:18	50
cis-1,2-Dichloroethene	**1000**		50	23	ug/L			04/29/24 17:18	50
Methylene Chloride	ND		250	130	ug/L			04/29/24 17:18	50
Tetrachloroethene	ND		50	22	ug/L			04/29/24 17:18	50
trans-1,2-Dichloroethene	ND		50	26	ug/L			04/29/24 17:18	50
Trichloroethene	**1300**		50	22	ug/L			04/29/24 17:18	50
Vinyl chloride	ND		50	23	ug/L			04/30/24 13:15	50

Surrogate	*%Recovery*	*Qualifier*	*Limits*	*Prepared*	*Analyzed*	*Dil Fac*
Toluene-d8 (Surr)	*91*		*78 - 122*		*04/29/24 17:18*	*50*
Toluene-d8 (Surr)	*116*		*78 - 122*		*04/30/24 13:15*	*50*
Dibromofluoromethane (Surr)	*104*		*73 - 120*		*04/29/24 17:18*	*50*
Dibromofluoromethane (Surr)	*83*		*73 - 120*		*04/30/24 13:15*	*50*
4-Bromofluorobenzene (Surr)	*79*		*56 - 136*		*04/29/24 17:18*	*50*
4-Bromofluorobenzene (Surr)	*72*		*56 - 136*		*04/30/24 13:15*	*50*
1,2-Dichloroethane-d4 (Surr)	*94*		*62 - 137*		*04/29/24 17:18*	*50*
1,2-Dichloroethane-d4 (Surr)	*77*		*62 - 137*		*04/30/24 13:15*	*50*

Client: AECOM
Job ID: 240-203148-1
Project/Site: BP Sanborn Spring Event

Client Sample ID: PW-1
Lab Sample ID: 240-203148-24
Date Collected: 04/17/24 13:20
Matrix: Water
Date Received: 04/20/24 09:30

Method: SW846 8260D - Volatile Organic Compounds by GC/MS

Analyte	Result	Qualifier	RL	MDL	Unit	D	Prepared	Analyzed	Dil Fac
1,1,1-Trichloroethane	ND		1.0	0.48	ug/L			04/30/24 14:02	1
1,1-Dichloroethane	ND		1.0	0.47	ug/L			04/30/24 14:02	1
1,1-Dichloroethene	ND		1.0	0.49	ug/L			04/30/24 14:02	1
Carbon tetrachloride	ND		1.0	0.26	ug/L			04/30/24 14:02	1
Chloroform	ND		1.0	0.47	ug/L			04/30/24 14:02	1
cis-1,2-Dichloroethene	**120**		100	46	ug/L			04/29/24 17:42	100
Methylene Chloride	ND		5.0	2.6	ug/L			04/30/24 14:02	1
Tetrachloroethene	ND		1.0	0.44	ug/L			04/30/24 14:02	1
trans-1,2-Dichloroethene	ND		1.0	0.51	ug/L			04/30/24 14:02	1
Trichloroethene	**130**		100	44	ug/L			04/29/24 17:42	100
Vinyl chloride	**4.7**		1.0	0.45	ug/L			04/30/24 14:02	1

Surrogate	*%Recovery*	*Qualifier*	*Limits*	*Prepared*	*Analyzed*	*Dil Fac*
Toluene-d8 (Surr)	*96*		*78 - 122*		*04/29/24 17:42*	*100*
Toluene-d8 (Surr)	*95*		*78 - 122*		*04/30/24 14:02*	*1*
Dibromofluoromethane (Surr)	*106*		*73 - 120*		*04/29/24 17:42*	*100*
Dibromofluoromethane (Surr)	*99*		*73 - 120*		*04/30/24 14:02*	*1*
4-Bromofluorobenzene (Surr)	*82*		*56 - 136*		*04/29/24 17:42*	*100*
4-Bromofluorobenzene (Surr)	*78*		*56 - 136*		*04/30/24 14:02*	*1*
1,2-Dichloroethane-d4 (Surr)	*99*		*62 - 137*		*04/29/24 17:42*	*100*
1,2-Dichloroethane-d4 (Surr)	*103*		*62 - 137*		*04/30/24 14:02*	*1*

Client: AECOM
Job ID: 240-203148-1
Project/Site: BP Sanborn Spring Event

Client Sample ID: P-3
Lab Sample ID: 240-203148-25
Date Collected: 04/17/24 13:05
Matrix: Water
Date Received: 04/20/24 09:30

Method: SW846 8260D - Volatile Organic Compounds by GC/MS

Analyte	Result	Qualifier	RL	MDL	Unit	D	Prepared	Analyzed	Dil Fac
1,1,1-Trichloroethane	ND		1.0	0.48	ug/L			04/29/24 18:05	1
1,1-Dichloroethane	ND		1.0	0.47	ug/L			04/29/24 18:05	1
1,1-Dichloroethene	ND		1.0	0.49	ug/L			04/29/24 18:05	1
Carbon tetrachloride	ND		1.0	0.26	ug/L			04/29/24 18:05	1
Chloroform	ND		1.0	0.47	ug/L			04/29/24 18:05	1
cis-1,2-Dichloroethene	**24**		1.0	0.46	ug/L			04/29/24 18:05	1
Methylene Chloride	ND		5.0	2.6	ug/L			04/29/24 18:05	1
Tetrachloroethene	ND		1.0	0.44	ug/L			04/29/24 18:05	1
trans-1,2-Dichloroethene	**2.0**		1.0	0.51	ug/L			04/29/24 18:05	1
Trichloroethene	**1.2**		1.0	0.44	ug/L			04/29/24 18:05	1
Vinyl chloride	**3.1**		1.0	0.45	ug/L			04/30/24 14:26	1

Surrogate	*%Recovery*	*Qualifier*	*Limits*	*Prepared*	*Analyzed*	*Dil Fac*
Toluene-d8 (Surr)	*94*		*78 - 122*		*04/29/24 18:05*	*1*
Toluene-d8 (Surr)	*110*		*78 - 122*		*04/30/24 14:26*	*1*
Dibromofluoromethane (Surr)	*108*		*73 - 120*		*04/29/24 18:05*	*1*
Dibromofluoromethane (Surr)	*109*		*73 - 120*		*04/30/24 14:26*	*1*
4-Bromofluorobenzene (Surr)	*79*		*56 - 136*		*04/29/24 18:05*	*1*
4-Bromofluorobenzene (Surr)	*76*		*56 - 136*		*04/30/24 14:26*	*1*
1,2-Dichloroethane-d4 (Surr)	*105*		*62 - 137*		*04/29/24 18:05*	*1*
1,2-Dichloroethane-d4 (Surr)	*106*		*62 - 137*		*04/30/24 14:26*	*1*

Client: AECOM
Job ID: 240-203148-1
Project/Site: BP Sanborn Spring Event

Client Sample ID: P-4
Lab Sample ID: 240-203148-26
Date Collected: 04/17/24 12:50
Matrix: Water
Date Received: 04/20/24 09:30

Method: SW846 8260D - Volatile Organic Compounds by GC/MS

Analyte	Result	Qualifier	RL	MDL	Unit	D	Prepared	Analyzed	Dil Fac
1,1,1-Trichloroethane	ND		50	24	ug/L			04/29/24 18:29	50
1,1-Dichloroethane	ND		50	24	ug/L			04/29/24 18:29	50
1,1-Dichloroethene	ND		50	25	ug/L			04/29/24 18:29	50
Carbon tetrachloride	ND		50	13	ug/L			04/29/24 18:29	50
Chloroform	ND		50	24	ug/L			04/29/24 18:29	50
cis-1,2-Dichloroethene	**900**		50	23	ug/L			04/29/24 18:29	50
Methylene Chloride	ND		250	130	ug/L			04/29/24 18:29	50
Tetrachloroethene	ND		50	22	ug/L			04/29/24 18:29	50
trans-1,2-Dichloroethene	ND		50	26	ug/L			04/29/24 18:29	50
Trichloroethene	**3400**		100	44	ug/L			04/30/24 14:49	100
Vinyl chloride	ND	*-	50	23	ug/L			04/29/24 18:29	50

Surrogate	*%Recovery*	*Qualifier*	*Limits*	*Prepared*	*Analyzed*	*Dil Fac*
Toluene-d8 (Surr)	*96*		*78 - 122*		*04/29/24 18:29*	*50*
Toluene-d8 (Surr)	*89*		*78 - 122*		*04/30/24 14:49*	*100*
Dibromofluoromethane (Surr)	*105*		*73 - 120*		*04/29/24 18:29*	*50*
Dibromofluoromethane (Surr)	*104*		*73 - 120*		*04/30/24 14:49*	*100*
4-Bromofluorobenzene (Surr)	*82*		*56 - 136*		*04/29/24 18:29*	*50*
4-Bromofluorobenzene (Surr)	*78*		*56 - 136*		*04/30/24 14:49*	*100*
1,2-Dichloroethane-d4 (Surr)	*104*		*62 - 137*		*04/29/24 18:29*	*50*
1,2-Dichloroethane-d4 (Surr)	*99*		*62 - 137*		*04/30/24 14:49*	*100*

Client: AECOM
Job ID: 240-203148-1
Project/Site: BP Sanborn Spring Event

Client Sample ID: PW-3
Lab Sample ID: 240-203148-27
Date Collected: 04/17/24 11:06
Matrix: Water
Date Received: 04/20/24 09:30

Method: SW846 8260D - Volatile Organic Compounds by GC/MS

Analyte	Result	Qualifier	RL	MDL	Unit	D	Prepared	Analyzed	Dil Fac
1,1,1-Trichloroethane	ND		40	19	ug/L			04/29/24 18:53	40
1,1-Dichloroethane	ND		40	19	ug/L			04/29/24 18:53	40
1,1-Dichloroethene	**65**		40	20	ug/L			04/29/24 18:53	40
Carbon tetrachloride	ND		40	10	ug/L			04/29/24 18:53	40
Chloroform	ND		40	19	ug/L			04/29/24 18:53	40
cis-1,2-Dichloroethene	**4700**	**F2**	400	180	ug/L			04/30/24 15:12	400
Methylene Chloride	ND		200	100	ug/L			04/29/24 18:53	40
Tetrachloroethene	ND		40	18	ug/L			04/29/24 18:53	40
trans-1,2-Dichloroethene	**71**		40	20	ug/L			04/29/24 18:53	40
Trichloroethene	**12000**		400	180	ug/L			04/30/24 15:12	400
Vinyl chloride	**520**		400	180	ug/L			04/30/24 15:12	400

Surrogate	*%Recovery*	*Qualifier*	*Limits*	*Prepared*	*Analyzed*	*Dil Fac*
Toluene-d8 (Surr)	*94*		*78 - 122*		*04/29/24 18:53*	*40*
Toluene-d8 (Surr)	*107*		*78 - 122*		*04/30/24 15:12*	*400*
Dibromofluoromethane (Surr)	*102*		*73 - 120*		*04/29/24 18:53*	*40*
Dibromofluoromethane (Surr)	*106*		*73 - 120*		*04/30/24 15:12*	*400*
4-Bromofluorobenzene (Surr)	*79*		*56 - 136*		*04/29/24 18:53*	*40*
4-Bromofluorobenzene (Surr)	*78*		*56 - 136*		*04/30/24 15:12*	*400*
1,2-Dichloroethane-d4 (Surr)	*99*		*62 - 137*		*04/29/24 18:53*	*40*
1,2-Dichloroethane-d4 (Surr)	*98*		*62 - 137*		*04/30/24 15:12*	*400*

Client: AECOM
Job ID: 240-203148-1
Project/Site: BP Sanborn Spring Event

Client Sample ID: B-52M
Lab Sample ID: 240-203148-28
Date Collected: 04/18/24 09:10
Matrix: Water
Date Received: 04/20/24 09:30

Method: SW846 8260D - Volatile Organic Compounds by GC/MS

Analyte	Result	Qualifier	RL	MDL	Unit	D	Prepared	Analyzed	Dil Fac
1,1,1-Trichloroethane	ND		1.0	0.48	ug/L			04/29/24 19:17	1
1,1-Dichloroethane	ND		1.0	0.47	ug/L			04/29/24 19:17	1
1,1-Dichloroethene	ND		1.0	0.49	ug/L			04/29/24 19:17	1
Carbon tetrachloride	ND		1.0	0.26	ug/L			04/29/24 19:17	1
Chloroform	ND		1.0	0.47	ug/L			04/29/24 19:17	1
cis-1,2-Dichloroethene	**0.57**	**J**	1.0	0.46	ug/L			04/29/24 19:17	1
Methylene Chloride	ND		5.0	2.6	ug/L			04/29/24 19:17	1
Tetrachloroethene	ND		1.0	0.44	ug/L			04/29/24 19:17	1
trans-1,2-Dichloroethene	ND		1.0	0.51	ug/L			04/29/24 19:17	1
Trichloroethene	**0.82**	**J**	1.0	0.44	ug/L			04/29/24 19:17	1
Vinyl chloride	ND	*-	1.0	0.45	ug/L			04/29/24 19:17	1

Surrogate	*%Recovery*	*Qualifier*	*Limits*	*Prepared*	*Analyzed*	*Dil Fac*
Toluene-d8 (Surr)	*93*		*78 - 122*		*04/29/24 19:17*	*1*
Dibromofluoromethane (Surr)	*103*		*73 - 120*		*04/29/24 19:17*	*1*
4-Bromofluorobenzene (Surr)	*79*		*56 - 136*		*04/29/24 19:17*	*1*
1,2-Dichloroethane-d4 (Surr)	*104*		*62 - 137*		*04/29/24 19:17*	*1*

Client: AECOM
Job ID: 240-203148-1
Project/Site: BP Sanborn Spring Event

Client Sample ID: B-53M
Lab Sample ID: 240-203148-29
Date Collected: 04/18/24 09:35
Matrix: Water
Date Received: 04/20/24 09:30

Method: SW846 8260D - Volatile Organic Compounds by GC/MS

Analyte	Result	Qualifier	RL	MDL	Unit	D	Prepared	Analyzed	Dil Fac
1,1,1-Trichloroethane	ND		1.0	0.48	ug/L			04/29/24 19:40	1
1,1-Dichloroethane	ND		1.0	0.47	ug/L			04/29/24 19:40	1
1,1-Dichloroethene	ND		1.0	0.49	ug/L			04/29/24 19:40	1
Carbon tetrachloride	ND		1.0	0.26	ug/L			04/29/24 19:40	1
Chloroform	ND		1.0	0.47	ug/L			04/29/24 19:40	1
cis-1,2-Dichloroethene	**1.8**		1.0	0.46	ug/L			04/29/24 19:40	1
Methylene Chloride	ND		5.0	2.6	ug/L			04/29/24 19:40	1
Tetrachloroethene	ND		1.0	0.44	ug/L			04/29/24 19:40	1
trans-1,2-Dichloroethene	ND		1.0	0.51	ug/L			04/29/24 19:40	1
Trichloroethene	**4.0**		1.0	0.44	ug/L			04/29/24 19:40	1
Vinyl chloride	ND	*-	1.0	0.45	ug/L			04/29/24 19:40	1

Surrogate	*%Recovery*	*Qualifier*	*Limits*	*Prepared*	*Analyzed*	*Dil Fac*
Toluene-d8 (Surr)	*93*		*78 - 122*		*04/29/24 19:40*	*1*
Dibromofluoromethane (Surr)	*105*		*73 - 120*		*04/29/24 19:40*	*1*
4-Bromofluorobenzene (Surr)	*75*		*56 - 136*		*04/29/24 19:40*	*1*
1,2-Dichloroethane-d4 (Surr)	*105*		*62 - 137*		*04/29/24 19:40*	*1*

Client: AECOM
Job ID: 240-203148-1
Project/Site: BP Sanborn Spring Event

Client Sample ID: B-6M
Lab Sample ID: 240-203148-30
Date Collected: 04/18/24 10:20
Matrix: Water
Date Received: 04/20/24 09:30

Method: SW846 8260D - Volatile Organic Compounds by GC/MS

Analyte	Result	Qualifier	RL	MDL	Unit	D	Prepared	Analyzed	Dil Fac
1,1,1-Trichloroethane	ND		1.0	0.48	ug/L			04/29/24 20:03	1
1,1-Dichloroethane	ND		1.0	0.47	ug/L			04/29/24 20:03	1
1,1-Dichloroethene	ND		1.0	0.49	ug/L			04/29/24 20:03	1
Carbon tetrachloride	ND		1.0	0.26	ug/L			04/29/24 20:03	1
Chloroform	ND		1.0	0.47	ug/L			04/29/24 20:03	1
cis-1,2-Dichloroethene	**20**		1.0	0.46	ug/L			04/29/24 20:03	1
Methylene Chloride	ND		5.0	2.6	ug/L			04/29/24 20:03	1
Tetrachloroethene	ND		1.0	0.44	ug/L			04/29/24 20:03	1
trans-1,2-Dichloroethene	**0.78**	**J**	1.0	0.51	ug/L			04/29/24 20:03	1
Trichloroethene	**170**		10	4.4	ug/L			04/30/24 15:36	10
Vinyl chloride	ND	*-	1.0	0.45	ug/L			04/29/24 20:03	1

Surrogate	*%Recovery*	*Qualifier*	*Limits*	*Prepared*	*Analyzed*	*Dil Fac*
Toluene-d8 (Surr)	*89*		*78 - 122*		*04/29/24 20:03*	*1*
Toluene-d8 (Surr)	*92*		*78 - 122*		*04/30/24 15:36*	*10*
Dibromofluoromethane (Surr)	*101*		*73 - 120*		*04/29/24 20:03*	*1*
Dibromofluoromethane (Surr)	*89*		*73 - 120*		*04/30/24 15:36*	*10*
4-Bromofluorobenzene (Surr)	*80*		*56 - 136*		*04/29/24 20:03*	*1*
4-Bromofluorobenzene (Surr)	*78*		*56 - 136*		*04/30/24 15:36*	*10*
1,2-Dichloroethane-d4 (Surr)	*104*		*62 - 137*		*04/29/24 20:03*	*1*
1,2-Dichloroethane-d4 (Surr)	*104*		*62 - 137*		*04/30/24 15:36*	*10*

Client: AECOM
Job ID: 240-203148-1
Project/Site: BP Sanborn Spring Event

Client Sample ID: B-50M
Lab Sample ID: 240-203148-31
Date Collected: 04/18/24 10:55
Matrix: Water
Date Received: 04/20/24 09:30

Method: SW846 8260D - Volatile Organic Compounds by GC/MS

Analyte	Result	Qualifier	RL	MDL	Unit	D	Prepared	Analyzed	Dil Fac
1,1,1-Trichloroethane	ND		5.0	2.4	ug/L			04/29/24 20:27	5
1,1-Dichloroethane	ND		5.0	2.4	ug/L			04/29/24 20:27	5
1,1-Dichloroethene	ND		5.0	2.5	ug/L			04/29/24 20:27	5
Carbon tetrachloride	ND		5.0	1.3	ug/L			04/29/24 20:27	5
Chloroform	ND		5.0	2.4	ug/L			04/29/24 20:27	5
cis-1,2-Dichloroethene	**34**		5.0	2.3	ug/L			04/29/24 20:27	5
Methylene Chloride	ND		25	13	ug/L			04/29/24 20:27	5
Tetrachloroethene	ND		5.0	2.2	ug/L			04/29/24 20:27	5
trans-1,2-Dichloroethene	ND		5.0	2.6	ug/L			04/29/24 20:27	5
Trichloroethene	**160**		5.0	2.2	ug/L			04/29/24 20:27	5
Vinyl chloride	ND	*-	5.0	2.3	ug/L			04/29/24 20:27	5

Surrogate	*%Recovery*	*Qualifier*	*Limits*	*Prepared*	*Analyzed*	*Dil Fac*
Toluene-d8 (Surr)	*92*		*78 - 122*		*04/29/24 20:27*	*5*
Dibromofluoromethane (Surr)	*110*		*73 - 120*		*04/29/24 20:27*	*5*
4-Bromofluorobenzene (Surr)	*75*		*56 - 136*		*04/29/24 20:27*	*5*
1,2-Dichloroethane-d4 (Surr)	*108*		*62 - 137*		*04/29/24 20:27*	*5*

Client: AECOM
Job ID: 240-203148-1
Project/Site: BP Sanborn Spring Event

Client Sample ID: B-7M
Lab Sample ID: 240-203148-32
Date Collected: 04/18/24 11:55
Matrix: Water
Date Received: 04/20/24 09:30

Method: SW846 8260D - Volatile Organic Compounds by GC/MS

Analyte	Result	Qualifier	RL	MDL	Unit	D	Prepared	Analyzed	Dil Fac
1,1,1-Trichloroethane	ND		1.0	0.48	ug/L			04/29/24 20:50	1
1,1-Dichloroethane	ND		1.0	0.47	ug/L			04/29/24 20:50	1
1,1-Dichloroethene	ND		1.0	0.49	ug/L			04/29/24 20:50	1
Carbon tetrachloride	ND		1.0	0.26	ug/L			04/29/24 20:50	1
Chloroform	ND		1.0	0.47	ug/L			04/29/24 20:50	1
cis-1,2-Dichloroethene	**1.2**		1.0	0.46	ug/L			04/29/24 20:50	1
Methylene Chloride	ND		5.0	2.6	ug/L			04/29/24 20:50	1
Tetrachloroethene	ND		1.0	0.44	ug/L			04/29/24 20:50	1
trans-1,2-Dichloroethene	ND		1.0	0.51	ug/L			04/29/24 20:50	1
Trichloroethene	**3.3**		1.0	0.44	ug/L			04/29/24 20:50	1
Vinyl chloride	ND	*-	1.0	0.45	ug/L			04/29/24 20:50	1

Surrogate	*%Recovery*	*Qualifier*	*Limits*	*Prepared*	*Analyzed*	*Dil Fac*
Toluene-d8 (Surr)	*93*		*78 - 122*		*04/29/24 20:50*	*1*
Dibromofluoromethane (Surr)	*106*		*73 - 120*		*04/29/24 20:50*	*1*
4-Bromofluorobenzene (Surr)	*79*		*56 - 136*		*04/29/24 20:50*	*1*
1,2-Dichloroethane-d4 (Surr)	*104*		*62 - 137*		*04/29/24 20:50*	*1*

Client: AECOM
Job ID: 240-203148-1
Project/Site: BP Sanborn Spring Event

Client Sample ID: B-12M
Lab Sample ID: 240-203148-33
Date Collected: 04/18/24 12:40
Matrix: Water
Date Received: 04/20/24 09:30

Method: SW846 8260D - Volatile Organic Compounds by GC/MS

Analyte	Result	Qualifier	RL	MDL	Unit	D	Prepared	Analyzed	Dil Fac
1,1,1-Trichloroethane	ND		3.3	1.6	ug/L			04/30/24 15:59	3.33
1,1-Dichloroethane	ND		3.3	1.6	ug/L			04/30/24 15:59	3.33
1,1-Dichloroethene	ND		3.3	1.6	ug/L			04/30/24 15:59	3.33
Carbon tetrachloride	ND		3.3	0.87	ug/L			04/30/24 15:59	3.33
Chloroform	ND		3.3	1.6	ug/L			04/30/24 15:59	3.33
cis-1,2-Dichloroethene	**12**		3.3	1.5	ug/L			04/30/24 15:59	3.33
Methylene Chloride	ND		17	8.7	ug/L			04/30/24 15:59	3.33
Tetrachloroethene	ND		3.3	1.5	ug/L			04/30/24 15:59	3.33
trans-1,2-Dichloroethene	ND		3.3	1.7	ug/L			04/30/24 15:59	3.33
Trichloroethene	**79**		3.3	1.5	ug/L			04/30/24 15:59	3.33
Vinyl chloride	ND		3.3	1.5	ug/L			04/30/24 15:59	3.33

Surrogate	*%Recovery*	*Qualifier*	*Limits*	*Prepared*	*Analyzed*	*Dil Fac*
Toluene-d8 (Surr)	*112*		*78 - 122*		*04/30/24 15:59*	*3.33*
Dibromofluoromethane (Surr)	*113*		*73 - 120*		*04/30/24 15:59*	*3.33*
4-Bromofluorobenzene (Surr)	*76*		*56 - 136*		*04/30/24 15:59*	*3.33*
1,2-Dichloroethane-d4 (Surr)	*99*		*62 - 137*		*04/30/24 15:59*	*3.33*

Client: AECOM
Job ID: 240-203148-1
Project/Site: BP Sanborn Spring Event

Client Sample ID: B-49M
Lab Sample ID: 240-203148-34
Date Collected: 04/18/24 14:10
Matrix: Water
Date Received: 04/20/24 09:30

Method: SW846 8260D - Volatile Organic Compounds by GC/MS

Analyte	Result	Qualifier	RL	MDL	Unit	D	Prepared	Analyzed	Dil Fac
1,1,1-Trichloroethane	ND		1.0	0.48	ug/L			04/30/24 16:23	1
1,1-Dichloroethane	ND		1.0	0.47	ug/L			04/30/24 16:23	1
1,1-Dichloroethene	ND		1.0	0.49	ug/L			04/30/24 16:23	1
Carbon tetrachloride	ND		1.0	0.26	ug/L			04/30/24 16:23	1
Chloroform	ND		1.0	0.47	ug/L			04/30/24 16:23	1
cis-1,2-Dichloroethene	**0.62**	**J**	1.0	0.46	ug/L			04/30/24 16:23	1
Methylene Chloride	ND		5.0	2.6	ug/L			04/30/24 16:23	1
Tetrachloroethene	ND		1.0	0.44	ug/L			04/30/24 16:23	1
trans-1,2-Dichloroethene	ND		1.0	0.51	ug/L			04/30/24 16:23	1
Trichloroethene	ND		1.0	0.44	ug/L			04/30/24 16:23	1
Vinyl chloride	ND		1.0	0.45	ug/L			04/30/24 16:23	1

Surrogate	*%Recovery*	*Qualifier*	*Limits*	*Prepared*	*Analyzed*	*Dil Fac*
Toluene-d8 (Surr)	*115*		*78 - 122*		*04/30/24 16:23*	*1*
Dibromofluoromethane (Surr)	*106*		*73 - 120*		*04/30/24 16:23*	*1*
4-Bromofluorobenzene (Surr)	*79*		*56 - 136*		*04/30/24 16:23*	*1*
1,2-Dichloroethane-d4 (Surr)	*103*		*62 - 137*		*04/30/24 16:23*	*1*

Client: AECOM
Job ID: 240-203148-1
Project/Site: BP Sanborn Spring Event

Client Sample ID: B-48M
Lab Sample ID: 240-203148-35
Date Collected: 04/18/24 14:45
Matrix: Water
Date Received: 04/20/24 09:30

Method: SW846 8260D - Volatile Organic Compounds by GC/MS

Analyte	Result	Qualifier	RL	MDL	Unit	D	Prepared	Analyzed	Dil Fac
1,1,1-Trichloroethane	ND		1.0	0.48	ug/L			04/30/24 16:46	1
1,1-Dichloroethane	ND		1.0	0.47	ug/L			04/30/24 16:46	1
1,1-Dichloroethene	ND		1.0	0.49	ug/L			04/30/24 16:46	1
Carbon tetrachloride	ND		1.0	0.26	ug/L			04/30/24 16:46	1
Chloroform	ND		1.0	0.47	ug/L			04/30/24 16:46	1
cis-1,2-Dichloroethene	ND		1.0	0.46	ug/L			04/30/24 16:46	1
Methylene Chloride	ND		5.0	2.6	ug/L			04/30/24 16:46	1
Tetrachloroethene	ND		1.0	0.44	ug/L			04/30/24 16:46	1
trans-1,2-Dichloroethene	ND		1.0	0.51	ug/L			04/30/24 16:46	1
Trichloroethene	**0.46**	**J**	1.0	0.44	ug/L			04/30/24 16:46	1
Vinyl chloride	ND		1.0	0.45	ug/L			04/30/24 16:46	1

Surrogate	*%Recovery*	*Qualifier*	*Limits*	*Prepared*	*Analyzed*	*Dil Fac*
Toluene-d8 (Surr)	*92*		*78 - 122*		*04/30/24 16:46*	*1*
Dibromofluoromethane (Surr)	*92*		*73 - 120*		*04/30/24 16:46*	*1*
4-Bromofluorobenzene (Surr)	*74*		*56 - 136*		*04/30/24 16:46*	*1*
1,2-Dichloroethane-d4 (Surr)	*108*		*62 - 137*		*04/30/24 16:46*	*1*

Client: AECOM
Job ID: 240-203148-1
Project/Site: BP Sanborn Spring Event

Client Sample ID: B-19M
Lab Sample ID: 240-203148-36
Date Collected: 04/18/24 15:30
Matrix: Water
Date Received: 04/20/24 09:30

Method: SW846 8260D - Volatile Organic Compounds by GC/MS

Analyte	Result	Qualifier	RL	MDL	Unit	D	Prepared	Analyzed	Dil Fac
1,1,1-Trichloroethane	ND		1.0	0.48	ug/L			04/29/24 18:51	1
1,1-Dichloroethane	ND		1.0	0.47	ug/L			04/29/24 18:51	1
1,1-Dichloroethene	ND		1.0	0.49	ug/L			04/29/24 18:51	1
Carbon tetrachloride	ND		1.0	0.26	ug/L			04/29/24 18:51	1
Chloroform	ND		1.0	0.47	ug/L			04/29/24 18:51	1
cis-1,2-Dichloroethene	**2.2**		1.0	0.46	ug/L			04/29/24 18:51	1
Methylene Chloride	ND		5.0	2.6	ug/L			04/29/24 18:51	1
Tetrachloroethene	ND		1.0	0.44	ug/L			04/29/24 18:51	1
trans-1,2-Dichloroethene	ND		1.0	0.51	ug/L			04/29/24 18:51	1
Trichloroethene	ND		1.0	0.44	ug/L			04/29/24 18:51	1
Vinyl chloride	**1.1**		1.0	0.45	ug/L			05/01/24 11:33	1

Surrogate	*%Recovery*	*Qualifier*	*Limits*	*Prepared*	*Analyzed*	*Dil Fac*
Toluene-d8 (Surr)	*105*		*78 - 122*		*04/29/24 18:51*	*1*
Toluene-d8 (Surr)	*107*		*78 - 122*		*05/01/24 11:33*	*1*
Dibromofluoromethane (Surr)	*86*		*73 - 120*		*04/29/24 18:51*	*1*
Dibromofluoromethane (Surr)	*112*		*73 - 120*		*05/01/24 11:33*	*1*
4-Bromofluorobenzene (Surr)	*93*		*56 - 136*		*04/29/24 18:51*	*1*
4-Bromofluorobenzene (Surr)	*95*		*56 - 136*		*05/01/24 11:33*	*1*
1,2-Dichloroethane-d4 (Surr)	*103*		*62 - 137*		*04/29/24 18:51*	*1*
1,2-Dichloroethane-d4 (Surr)	*131*		*62 - 137*		*05/01/24 11:33*	*1*

Client: AECOM
Job ID: 240-203148-1
Project/Site: BP Sanborn Spring Event

Client Sample ID: B-13M
Lab Sample ID: 240-203148-37
Date Collected: 04/18/24 16:00
Matrix: Water
Date Received: 04/20/24 09:30

Method: SW846 8260D - Volatile Organic Compounds by GC/MS

Analyte	Result	Qualifier	RL	MDL	Unit	D	Prepared	Analyzed	Dil Fac
1,1,1-Trichloroethane	ND		5.0	2.4	ug/L			05/01/24 11:57	5
1,1-Dichloroethane	**2.7**	**J**	5.0	2.4	ug/L			05/01/24 11:57	5
1,1-Dichloroethene	ND		5.0	2.5	ug/L			05/01/24 11:57	5
Carbon tetrachloride	ND		5.0	1.3	ug/L			05/01/24 11:57	5
Chloroform	ND		5.0	2.4	ug/L			05/01/24 11:57	5
cis-1,2-Dichloroethene	**160**		5.0	2.3	ug/L			05/01/24 11:57	5
Methylene Chloride	ND		25	13	ug/L			05/01/24 11:57	5
Tetrachloroethene	ND		5.0	2.2	ug/L			05/01/24 11:57	5
trans-1,2-Dichloroethene	ND		5.0	2.6	ug/L			05/01/24 11:57	5
Trichloroethene	**120**		5.0	2.2	ug/L			05/01/24 11:57	5
Vinyl chloride	**29**		5.0	2.3	ug/L			05/01/24 11:57	5

Surrogate	*%Recovery*	*Qualifier*	*Limits*	*Prepared*	*Analyzed*	*Dil Fac*
Toluene-d8 (Surr)	*109*		*78 - 122*		*05/01/24 11:57*	*5*
Dibromofluoromethane (Surr)	*109*		*73 - 120*		*05/01/24 11:57*	*5*
4-Bromofluorobenzene (Surr)	*94*		*56 - 136*		*05/01/24 11:57*	*5*
1,2-Dichloroethane-d4 (Surr)	*128*		*62 - 137*		*05/01/24 11:57*	*5*

Client: AECOM
Job ID: 240-203148-1
Project/Site: BP Sanborn Spring Event

Client Sample ID: B-42M
Lab Sample ID: 240-203148-38
Date Collected: 04/19/24 09:50
Matrix: Water
Date Received: 04/20/24 09:30

Method: SW846 8260D - Volatile Organic Compounds by GC/MS

Analyte	Result	Qualifier	RL	MDL	Unit	D	Prepared	Analyzed	Dil Fac
1,1,1-Trichloroethane	ND		1.0	0.48	ug/L			04/29/24 19:41	1
1,1-Dichloroethane	ND		1.0	0.47	ug/L			04/29/24 19:41	1
1,1-Dichloroethene	ND		1.0	0.49	ug/L			04/29/24 19:41	1
Carbon tetrachloride	ND		1.0	0.26	ug/L			04/29/24 19:41	1
Chloroform	ND		1.0	0.47	ug/L			04/29/24 19:41	1
cis-1,2-Dichloroethene	**5.5**		1.0	0.46	ug/L			04/29/24 19:41	1
Methylene Chloride	ND		5.0	2.6	ug/L			04/29/24 19:41	1
Tetrachloroethene	ND		1.0	0.44	ug/L			04/29/24 19:41	1
trans-1,2-Dichloroethene	**0.67**	**J**	1.0	0.51	ug/L			04/29/24 19:41	1
Trichloroethene	**3.5**		1.0	0.44	ug/L			04/29/24 19:41	1
Vinyl chloride	ND		1.0	0.45	ug/L			04/29/24 19:41	1

Surrogate	*%Recovery*	*Qualifier*	*Limits*	*Prepared*	*Analyzed*	*Dil Fac*
Toluene-d8 (Surr)	*102*		*78 - 122*		*04/29/24 19:41*	*1*
Dibromofluoromethane (Surr)	*84*		*73 - 120*		*04/29/24 19:41*	*1*
4-Bromofluorobenzene (Surr)	*93*		*56 - 136*		*04/29/24 19:41*	*1*
1,2-Dichloroethane-d4 (Surr)	*102*		*62 - 137*		*04/29/24 19:41*	*1*

Client: AECOM
Job ID: 240-203148-1
Project/Site: BP Sanborn Spring Event

Client Sample ID: B-43M
Lab Sample ID: 240-203148-39
Date Collected: 04/19/24 10:30
Matrix: Water
Date Received: 04/20/24 09:30

Method: SW846 8260D - Volatile Organic Compounds by GC/MS

Analyte	Result	Qualifier	RL	MDL	Unit	D	Prepared	Analyzed	Dil Fac
1,1,1-Trichloroethane	ND		1.0	0.48	ug/L			04/29/24 20:06	1
1,1-Dichloroethane	ND		1.0	0.47	ug/L			04/29/24 20:06	1
1,1-Dichloroethene	ND		1.0	0.49	ug/L			04/29/24 20:06	1
Carbon tetrachloride	ND		1.0	0.26	ug/L			04/29/24 20:06	1
Chloroform	ND		1.0	0.47	ug/L			04/29/24 20:06	1
cis-1,2-Dichloroethene	**3.1**		1.0	0.46	ug/L			04/29/24 20:06	1
Methylene Chloride	ND		5.0	2.6	ug/L			04/29/24 20:06	1
Tetrachloroethene	ND		1.0	0.44	ug/L			04/29/24 20:06	1
trans-1,2-Dichloroethene	ND		1.0	0.51	ug/L			04/29/24 20:06	1
Trichloroethene	ND		1.0	0.44	ug/L			04/29/24 20:06	1
Vinyl chloride	**4.8**		1.0	0.45	ug/L			05/01/24 12:21	1

Surrogate	*%Recovery*	*Qualifier*	*Limits*	*Prepared*	*Analyzed*	*Dil Fac*
Toluene-d8 (Surr)	*102*		*78 - 122*		*04/29/24 20:06*	*1*
Toluene-d8 (Surr)	*106*		*78 - 122*		*05/01/24 12:21*	*1*
Dibromofluoromethane (Surr)	*82*		*73 - 120*		*04/29/24 20:06*	*1*
Dibromofluoromethane (Surr)	*111*		*73 - 120*		*05/01/24 12:21*	*1*
4-Bromofluorobenzene (Surr)	*92*		*56 - 136*		*04/29/24 20:06*	*1*
4-Bromofluorobenzene (Surr)	*95*		*56 - 136*		*05/01/24 12:21*	*1*
1,2-Dichloroethane-d4 (Surr)	*99*		*62 - 137*		*04/29/24 20:06*	*1*
1,2-Dichloroethane-d4 (Surr)	*132*		*62 - 137*		*05/01/24 12:21*	*1*

Client: AECOM
Job ID: 240-203148-1
Project/Site: BP Sanborn Spring Event

Client Sample ID: B-44M
Lab Sample ID: 240-203148-40
Date Collected: 04/19/24 11:10
Matrix: Water
Date Received: 04/20/24 09:30

Method: SW846 8260D - Volatile Organic Compounds by GC/MS

Analyte	Result	Qualifier	RL	MDL	Unit	D	Prepared	Analyzed	Dil Fac
1,1,1-Trichloroethane	ND		1.0	0.48	ug/L			04/29/24 20:31	1
1,1-Dichloroethane	**1.7**		1.0	0.47	ug/L			04/29/24 20:31	1
1,1-Dichloroethene	ND		1.0	0.49	ug/L			04/29/24 20:31	1
Carbon tetrachloride	ND		1.0	0.26	ug/L			04/29/24 20:31	1
Chloroform	ND		1.0	0.47	ug/L			04/29/24 20:31	1
cis-1,2-Dichloroethene	**2.4**		1.0	0.46	ug/L			04/29/24 20:31	1
Methylene Chloride	ND		5.0	2.6	ug/L			04/29/24 20:31	1
Tetrachloroethene	ND		1.0	0.44	ug/L			04/29/24 20:31	1
trans-1,2-Dichloroethene	ND		1.0	0.51	ug/L			04/29/24 20:31	1
Trichloroethene	**0.52**	**J**	1.0	0.44	ug/L			04/29/24 20:31	1
Vinyl chloride	ND		1.0	0.45	ug/L			04/29/24 20:31	1

Surrogate	*%Recovery*	*Qualifier*	*Limits*	*Prepared*	*Analyzed*	*Dil Fac*
Toluene-d8 (Surr)	*102*		*78 - 122*		*04/29/24 20:31*	*1*
Dibromofluoromethane (Surr)	*94*		*73 - 120*		*04/29/24 20:31*	*1*
4-Bromofluorobenzene (Surr)	*96*		*56 - 136*		*04/29/24 20:31*	*1*
1,2-Dichloroethane-d4 (Surr)	*100*		*62 - 137*		*04/29/24 20:31*	*1*

Client: AECOM
Job ID: 240-203148-1
Project/Site: BP Sanborn Spring Event

Client Sample ID: B-17M
Lab Sample ID: 240-203148-41
Date Collected: 04/19/24 11:50
Matrix: Water
Date Received: 04/20/24 09:30

Method: SW846 8260D - Volatile Organic Compounds by GC/MS

Analyte	Result	Qualifier	RL	MDL	Unit	D	Prepared	Analyzed	Dil Fac
1,1,1-Trichloroethane	ND		50	24	ug/L			04/29/24 20:56	50
1,1-Dichloroethane	ND		50	24	ug/L			04/29/24 20:56	50
1,1-Dichloroethene	ND		50	25	ug/L			04/29/24 20:56	50
Carbon tetrachloride	ND		50	13	ug/L			04/29/24 20:56	50
Chloroform	ND		50	24	ug/L			04/29/24 20:56	50
cis-1,2-Dichloroethene	**1800**		50	23	ug/L			04/29/24 20:56	50
Methylene Chloride	ND		250	130	ug/L			04/29/24 20:56	50
Tetrachloroethene	ND		50	22	ug/L			04/29/24 20:56	50
trans-1,2-Dichloroethene	ND		50	26	ug/L			04/29/24 20:56	50
Trichloroethene	**1600**		50	22	ug/L			04/29/24 20:56	50
Vinyl chloride	**560**		50	23	ug/L			05/01/24 12:45	50

Surrogate	*%Recovery*	*Qualifier*	*Limits*	*Prepared*	*Analyzed*	*Dil Fac*
Toluene-d8 (Surr)	*106*		*78 - 122*		*04/29/24 20:56*	*50*
Toluene-d8 (Surr)	*108*		*78 - 122*		*05/01/24 12:45*	*50*
Dibromofluoromethane (Surr)	*92*		*73 - 120*		*04/29/24 20:56*	*50*
Dibromofluoromethane (Surr)	*110*		*73 - 120*		*05/01/24 12:45*	*50*
4-Bromofluorobenzene (Surr)	*97*		*56 - 136*		*04/29/24 20:56*	*50*
4-Bromofluorobenzene (Surr)	*94*		*56 - 136*		*05/01/24 12:45*	*50*
1,2-Dichloroethane-d4 (Surr)	*101*		*62 - 137*		*04/29/24 20:56*	*50*
1,2-Dichloroethane-d4 (Surr)	*131*		*62 - 137*		*05/01/24 12:45*	*50*

Client: AECOM
Job ID: 240-203148-1
Project/Site: BP Sanborn Spring Event

Client Sample ID: B-33M
Lab Sample ID: 240-203148-42
Date Collected: 04/19/24 12:40
Matrix: Water
Date Received: 04/20/24 09:30

Method: SW846 8260D - Volatile Organic Compounds by GC/MS

Analyte	Result	Qualifier	RL	MDL	Unit	D	Prepared	Analyzed	Dil Fac
1,1,1-Trichloroethane	ND		1.0	0.48	ug/L			04/29/24 21:22	1
1,1-Dichloroethane	ND		1.0	0.47	ug/L			04/29/24 21:22	1
1,1-Dichloroethene	ND		1.0	0.49	ug/L			04/29/24 21:22	1
Carbon tetrachloride	ND		1.0	0.26	ug/L			04/29/24 21:22	1
Chloroform	ND		1.0	0.47	ug/L			04/29/24 21:22	1
cis-1,2-Dichloroethene	**11**		1.0	0.46	ug/L			04/29/24 21:22	1
Methylene Chloride	ND		5.0	2.6	ug/L			04/29/24 21:22	1
Tetrachloroethene	ND		1.0	0.44	ug/L			04/29/24 21:22	1
trans-1,2-Dichloroethene	ND		1.0	0.51	ug/L			04/29/24 21:22	1
Trichloroethene	**2.0**		1.0	0.44	ug/L			04/29/24 21:22	1
Vinyl chloride	**3.8**		1.0	0.45	ug/L			05/01/24 13:09	1

Surrogate	*%Recovery*	*Qualifier*	*Limits*	*Prepared*	*Analyzed*	*Dil Fac*
Toluene-d8 (Surr)	*103*		*78 - 122*		*04/29/24 21:22*	*1*
Toluene-d8 (Surr)	*107*		*78 - 122*		*05/01/24 13:09*	*1*
Dibromofluoromethane (Surr)	*89*		*73 - 120*		*04/29/24 21:22*	*1*
Dibromofluoromethane (Surr)	*112*		*73 - 120*		*05/01/24 13:09*	*1*
4-Bromofluorobenzene (Surr)	*96*		*56 - 136*		*04/29/24 21:22*	*1*
4-Bromofluorobenzene (Surr)	*95*		*56 - 136*		*05/01/24 13:09*	*1*
1,2-Dichloroethane-d4 (Surr)	*102*		*62 - 137*		*04/29/24 21:22*	*1*
1,2-Dichloroethane-d4 (Surr)	*131*		*62 - 137*		*05/01/24 13:09*	*1*

Client: AECOM
Job ID: 240-203148-1
Project/Site: BP Sanborn Spring Event

Client Sample ID: T-001
Lab Sample ID: 240-203148-43
Date Collected: 04/19/24 13:10
Matrix: Water
Date Received: 04/20/24 09:30

Method: SW846 8260D - Volatile Organic Compounds by GC/MS

Analyte	Result	Qualifier	RL	MDL	Unit	D	Prepared	Analyzed	Dil Fac
1,1,1-Trichloroethane	**2.0**		1.0	0.48	ug/L			04/29/24 21:47	1
1,1-Dichloroethane	**0.92**	**J**	1.0	0.47	ug/L			04/29/24 21:47	1
1,1-Dichloroethene	**1.5**		1.0	0.49	ug/L			04/29/24 21:47	1
Carbon tetrachloride	ND		1.0	0.26	ug/L			04/29/24 21:47	1
Chloroform	ND		1.0	0.47	ug/L			04/29/24 21:47	1
cis-1,2-Dichloroethene	**250**		50	23	ug/L			05/01/24 13:33	50
Methylene Chloride	ND		5.0	2.6	ug/L			04/29/24 21:47	1
Tetrachloroethene	**14**		1.0	0.44	ug/L			04/29/24 21:47	1
trans-1,2-Dichloroethene	**3.7**		1.0	0.51	ug/L			04/29/24 21:47	1
Trichloroethene	**2000**	**F1**	50	22	ug/L			05/01/24 13:33	50
Vinyl chloride	**0.53**	**J**	1.0	0.45	ug/L			04/29/24 21:47	1

Surrogate	*%Recovery*	*Qualifier*	*Limits*	*Prepared*	*Analyzed*	*Dil Fac*
Toluene-d8 (Surr)	*105*		*78 - 122*		*04/29/24 21:47*	*1*
Toluene-d8 (Surr)	*107*		*78 - 122*		*05/01/24 13:33*	*50*
Dibromofluoromethane (Surr)	*93*		*73 - 120*		*04/29/24 21:47*	*1*
Dibromofluoromethane (Surr)	*110*		*73 - 120*		*05/01/24 13:33*	*50*
4-Bromofluorobenzene (Surr)	*97*		*56 - 136*		*04/29/24 21:47*	*1*
4-Bromofluorobenzene (Surr)	*92*		*56 - 136*		*05/01/24 13:33*	*50*
1,2-Dichloroethane-d4 (Surr)	*101*		*62 - 137*		*04/29/24 21:47*	*1*
1,2-Dichloroethane-d4 (Surr)	*126*		*62 - 137*		*05/01/24 13:33*	*50*

Client: AECOM
Job ID: 240-203148-1
Project/Site: BP Sanborn Spring Event

Client Sample ID: PW-4
Lab Sample ID: 240-203148-44

Date Collected: 04/19/24 13:30
Matrix: Water

Date Received: 04/20/24 09:30

Method: SW846 8260D - Volatile Organic Compounds by GC/MS

Analyte	Result	Qualifier	RL	MDL	Unit	D	Prepared	Analyzed	Dil Fac
1,1,1-Trichloroethane	**2.2**		1.0	0.48	ug/L			04/29/24 22:12	1
1,1-Dichloroethane	ND		1.0	0.47	ug/L			04/29/24 22:12	1
1,1-Dichloroethene	ND		1.0	0.49	ug/L			04/29/24 22:12	1
Carbon tetrachloride	ND		1.0	0.26	ug/L			04/29/24 22:12	1
Chloroform	ND		1.0	0.47	ug/L			04/29/24 22:12	1
cis-1,2-Dichloroethene	**3.7**		1.0	0.46	ug/L			05/01/24 13:57	1
Methylene Chloride	ND		5.0	2.6	ug/L			04/29/24 22:12	1
Tetrachloroethene	ND		1.0	0.44	ug/L			04/29/24 22:12	1
trans-1,2-Dichloroethene	ND		1.0	0.51	ug/L			04/29/24 22:12	1
Trichloroethene	**18**		1.0	0.44	ug/L			05/01/24 13:57	1
Vinyl chloride	ND		1.0	0.45	ug/L			04/29/24 22:12	1

Surrogate	*%Recovery*	*Qualifier*	*Limits*	*Prepared*	*Analyzed*	*Dil Fac*
Toluene-d8 (Surr)	*103*		*78 - 122*		*04/29/24 22:12*	*1*
Toluene-d8 (Surr)	*108*		*78 - 122*		*05/01/24 13:57*	*1*
Dibromofluoromethane (Surr)	*89*		*73 - 120*		*04/29/24 22:12*	*1*
Dibromofluoromethane (Surr)	*112*		*73 - 120*		*05/01/24 13:57*	*1*
4-Bromofluorobenzene (Surr)	*93*		*56 - 136*		*04/29/24 22:12*	*1*
4-Bromofluorobenzene (Surr)	*93*		*56 - 136*		*05/01/24 13:57*	*1*
1,2-Dichloroethane-d4 (Surr)	*101*		*62 - 137*		*04/29/24 22:12*	*1*
1,2-Dichloroethane-d4 (Surr)	*130*		*62 - 137*		*05/01/24 13:57*	*1*

Client: AECOM
Job ID: 240-203148-1
Project/Site: BP Sanborn Spring Event

Client Sample ID: TRIP BLANKS
Lab Sample ID: 240-203148-45
Date Collected: 04/19/24 00:00
Matrix: Water
Date Received: 04/20/24 09:30

Method: SW846 8260D - Volatile Organic Compounds by GC/MS

Analyte	Result	Qualifier	RL	MDL	Unit	D	Prepared	Analyzed	Dil Fac
1,1,1-Trichloroethane	ND		1.0	0.48	ug/L			04/29/24 17:55	1
1,1-Dichloroethane	ND		1.0	0.47	ug/L			04/29/24 17:55	1
1,1-Dichloroethene	ND		1.0	0.49	ug/L			04/29/24 17:55	1
Carbon tetrachloride	ND		1.0	0.26	ug/L			04/29/24 17:55	1
Chloroform	ND		1.0	0.47	ug/L			04/29/24 17:55	1
cis-1,2-Dichloroethene	ND		1.0	0.46	ug/L			04/29/24 17:55	1
Methylene Chloride	ND		5.0	2.6	ug/L			04/29/24 17:55	1
Tetrachloroethene	ND		1.0	0.44	ug/L			04/29/24 17:55	1
trans-1,2-Dichloroethene	ND		1.0	0.51	ug/L			04/29/24 17:55	1
Trichloroethene	ND		1.0	0.44	ug/L			04/29/24 17:55	1
Vinyl chloride	ND		1.0	0.45	ug/L			04/29/24 17:55	1

Surrogate	*%Recovery*	*Qualifier*	*Limits*	*Prepared*	*Analyzed*	*Dil Fac*
Toluene-d8 (Surr)	*103*		*78 - 122*		*04/29/24 17:55*	*1*
Dibromofluoromethane (Surr)	*86*		*73 - 120*		*04/29/24 17:55*	*1*
4-Bromofluorobenzene (Surr)	*95*		*56 - 136*		*04/29/24 17:55*	*1*
1,2-Dichloroethane-d4 (Surr)	*98*		*62 - 137*		*04/29/24 17:55*	*1*

Surrogate Summary

Client: AECOM
Project/Site: BP Sanborn Spring Event

Job ID: 240-203148-1

Method: 8260D - Volatile Organic Compounds by GC/MS

Matrix: Water

Prep Type: Total/NA

		Percent Surrogate Recovery (Acceptance Limits)			
		TOL	DBFM	BFB	DCA
Lab Sample ID	Client Sample ID	(78-122)	(73-120)	(56-136)	(62-137)
240-203148-1	QUARRY	92	100	82	88
240-203148-2	B-38M-MS/MSD	92	96	79	85
240-203148-2 MS	B-38M-MS/MSD	93	98	90	89
240-203148-2 MSD	B-38M-MS/MSD	94	98	91	88
240-203148-3	B-21M	93	97	79	87
240-203148-4	FD-20240416	93	95	83	87
240-203148-5	B-22M	93	102	85	93
240-203148-6	B-28M	92	101	83	90
240-203148-7	B-29M	90	97	80	88
240-203148-8	B-23M	91	100	81	89
240-203148-9	B-56M	89	102	77	90
240-203148-10	B-24M	92	103	74	91
240-203148-11	B-46M	98	100	85	87
240-203148-12	B-9M	101	104	85	90
240-203148-13	B-8M-MS/MSD	93	101	85	87
240-203148-13	B-8M-MS/MSD	90	104	75	89
240-203148-13 MS	B-8M-MS/MSD	99	104	103	89
240-203148-13 MS	B-8M-MS/MSD	94	95	86	88
240-203148-13 MSD	B-8M-MS/MSD	92	99	86	86
240-203148-13 MSD	B-8M-MS/MSD	91	100	87	90
240-203148-14	FD-20240417	90	98	79	88
240-203148-14	FD-20240417	90	99	80	87
240-203148-15	B-18M	94	97	72	89
240-203148-16	B-14M	95	98	90	95
240-203148-17	B-11M	90	103	77	100
240-203148-17	B-11M	92	106	80	95
240-203148-18	B-16M	93	111	78	104
240-203148-19	B-10M	86	103	75	91
240-203148-20	B-41M	88	102	83	89
240-203148-21	B-40M	91	107	78	98
240-203148-22	B-39M	94	104	79	102
240-203148-23	B-3M	91	104	79	94
240-203148-23	B-3M	116	83	72	77
240-203148-24	PW-1	96	106	82	99
240-203148-24	PW-1	95	99	78	103
240-203148-25	P-3	94	108	79	105
240-203148-25	P-3	110	109	76	106
240-203148-26	P-4	96	105	82	104
240-203148-26	P-4	89	104	78	99
240-203148-27	PW-3	94	102	79	99
240-203148-27	PW-3	107	106	78	98
240-203148-27 MS	PW-3	95	95	84	95
240-203148-27 MSD	PW-3	119	89	88	81
240-203148-28	B-52M	93	103	79	104
240-203148-29	B-53M	93	105	75	105
240-203148-30	B-6M	89	101	80	104
240-203148-30	B-6M	92	89	78	104
240-203148-31	B-50M	92	110	75	108
240-203148-32	B-7M	93	106	79	104

Surrogate Summary

Client: AECOM
Job ID: 240-203148-1
Project/Site: BP Sanborn Spring Event

Method: 8260D - Volatile Organic Compounds by GC/MS (Continued)

Matrix: Water
Prep Type: Total/NA

		Percent Surrogate Recovery (Acceptance Limits)			
		TOL	DBFM	BFB	DCA
Lab Sample ID	Client Sample ID	(78-122)	(73-120)	(56-136)	(62-137)
240-203148-33	B-12M	112	113	76	99
240-203148-34	B-49M	115	106	79	103
240-203148-35	B-48M	92	92	74	108
240-203148-36	B-19M	105	86	93	103
240-203148-36	B-19M	107	112	95	131
240-203148-37	B-13M	109	109	94	128
240-203148-38	B-42M	102	84	93	102
240-203148-39	B-43M	102	82	92	99
240-203148-39	B-43M	106	111	95	132
240-203148-40	B-44M	102	94	96	100
240-203148-41	B-17M	106	92	97	101
240-203148-41	B-17M	108	110	94	131
240-203148-41 MS	B-17M	100	96	96	97
240-203148-41 MSD	B-17M	101	98	100	100
240-203148-42	B-33M	103	89	96	102
240-203148-42	B-33M	107	112	95	131
240-203148-43	T-001	105	93	97	101
240-203148-43	T-001	107	110	92	126
240-203148-43 MS	T-001	111	100	102	116
240-203148-43 MSD	T-001	111	99	103	114
240-203148-44	PW-4	103	89	93	101
240-203148-44	PW-4	108	112	93	130
240-203148-45	TRIP BLANKS	103	86	95	98
LCS 240-610830/4	Lab Control Sample	94	92	87	85
LCS 240-610938/4	Lab Control Sample	105	98	92	87
LCS 240-611127/4	Lab Control Sample	94	92	85	83
LCS 240-611222/4	Lab Control Sample	103	98	98	97
LCS 240-611290/4	Lab Control Sample	98	100	86	94
LCS 240-611394/4	Lab Control Sample	112	99	102	115
MB 240-610830/7	Method Blank	93	98	85	88
MB 240-610938/7	Method Blank	93	93	72	85
MB 240-611127/7	Method Blank	92	102	80	90
MB 240-611222/6	Method Blank	102	88	93	99
MB 240-611290/7	Method Blank	90	93	79	113
MB 240-611394/7	Method Blank	109	108	97	129

Surrogate Legend

TOL = Toluene-d8 (Surr)
DBFM = Dibromofluoromethane (Surr)
BFB = 4-Bromofluorobenzene (Surr)
DCA = 1,2-Dichloroethane-d4 (Surr)

Method: 8260D - Volatile Organic Compounds by GC/MS

Lab Sample ID: MB 240-610830/7
Matrix: Water
Analysis Batch: 610830

Client Sample ID: Method Blank
Prep Type: Total/NA

Analyte	MB Result	MB Qualifier	RL	MDL	Unit	D	Prepared	Analyzed	Dil Fac
1,1,1-Trichloroethane	ND		1.0	0.48	ug/L			04/25/24 16:19	1
1,1-Dichloroethane	ND		1.0	0.47	ug/L			04/25/24 16:19	1
1,1-Dichloroethene	ND		1.0	0.49	ug/L			04/25/24 16:19	1
Carbon tetrachloride	ND		1.0	0.26	ug/L			04/25/24 16:19	1
Chloroform	ND		1.0	0.47	ug/L			04/25/24 16:19	1
cis-1,2-Dichloroethene	ND		1.0	0.46	ug/L			04/25/24 16:19	1
Methylene Chloride	ND		5.0	2.6	ug/L			04/25/24 16:19	1
Tetrachloroethene	ND		1.0	0.44	ug/L			04/25/24 16:19	1
trans-1,2-Dichloroethene	ND		1.0	0.51	ug/L			04/25/24 16:19	1
Trichloroethene	ND		1.0	0.44	ug/L			04/25/24 16:19	1
Vinyl chloride	ND		1.0	0.45	ug/L			04/25/24 16:19	1

Surrogate	*MB %Recovery*	*MB Qualifier*	*Limits*	*Prepared*	*Analyzed*	*Dil Fac*
Toluene-d8 (Surr)	*93*		*78 - 122*		*04/25/24 16:19*	*1*
Dibromofluoromethane (Surr)	*98*		*73 - 120*		*04/25/24 16:19*	*1*
4-Bromofluorobenzene (Surr)	*85*		*56 - 136*		*04/25/24 16:19*	*1*
1,2-Dichloroethane-d4 (Surr)	*88*		*62 - 137*		*04/25/24 16:19*	*1*

Lab Sample ID: LCS 240-610830/4
Matrix: Water
Analysis Batch: 610830

Client Sample ID: Lab Control Sample
Prep Type: Total/NA

Analyte	Spike Added	LCS Result	LCS Qualifier	Unit	D	%Rec	%Rec Limits
1,1,1-Trichloroethane	25.0	22.7		ug/L		91	64 - 131
1,1-Dichloroethane	25.0	23.3		ug/L		93	72 - 127
1,1-Dichloroethene	25.0	23.4		ug/L		94	63 - 134
Carbon tetrachloride	25.0	21.8		ug/L		87	55 - 137
Chloroform	25.0	23.3		ug/L		93	74 - 122
cis-1,2-Dichloroethene	25.0	24.1		ug/L		97	77 - 123
Methylene Chloride	25.0	23.6		ug/L		94	71 - 125
Tetrachloroethene	25.0	26.5		ug/L		106	76 - 123
trans-1,2-Dichloroethene	25.0	24.8		ug/L		99	75 - 124
Trichloroethene	25.0	25.4		ug/L		102	70 - 122
Vinyl chloride	12.5	7.90		ug/L		63	60 - 144

Surrogate	*LCS %Recovery*	*LCS Qualifier*	*Limits*
Toluene-d8 (Surr)	*94*		*78 - 122*
Dibromofluoromethane (Surr)	*92*		*73 - 120*
4-Bromofluorobenzene (Surr)	*87*		*56 - 136*
1,2-Dichloroethane-d4 (Surr)	*85*		*62 - 137*

Lab Sample ID: 240-203148-2 MS
Matrix: Water
Analysis Batch: 610830

Client Sample ID: B-38M-MS/MSD
Prep Type: Total/NA

Analyte	Sample Result	Sample Qualifier	Spike Added	MS Result	MS Qualifier	Unit	D	%Rec	%Rec Limits
1,1,1-Trichloroethane	ND		25.0	21.7		ug/L		87	60 - 130
1,1-Dichloroethane	ND		25.0	23.3		ug/L		93	68 - 125

Method: 8260D - Volatile Organic Compounds by GC/MS (Continued)

Lab Sample ID: 240-203148-2 MS
Matrix: Water
Analysis Batch: 610830

Client Sample ID: B-38M-MS/MSD
Prep Type: Total/NA

Analyte	Sample Result	Sample Qualifier	Spike Added	MS Result	MS Qualifier	Unit	D	%Rec	%Rec Limits
1,1-Dichloroethene	ND		25.0	21.6		ug/L		86	56 - 135
Carbon tetrachloride	ND		25.0	19.8		ug/L		79	51 - 133
Chloroform	ND		25.0	23.8		ug/L		95	70 - 122
cis-1,2-Dichloroethene	ND		25.0	24.8		ug/L		99	66 - 128
Methylene Chloride	ND		25.0	24.7		ug/L		99	62 - 129
Tetrachloroethene	ND		25.0	24.1		ug/L		96	62 - 131
trans-1,2-Dichloroethene	ND		25.0	25.0		ug/L		100	56 - 136
Trichloroethene	ND		25.0	24.8		ug/L		99	61 - 124
Vinyl chloride	ND		12.5	6.70		ug/L		54	43 - 157

Surrogate	*MS %Recovery*	*MS Qualifier*	*Limits*
Toluene-d8 (Surr)	*93*		*78 - 122*
Dibromofluoromethane (Surr)	*98*		*73 - 120*
4-Bromofluorobenzene (Surr)	*90*		*56 - 136*
1,2-Dichloroethane-d4 (Surr)	*89*		*62 - 137*

Lab Sample ID: 240-203148-2 MSD
Matrix: Water
Analysis Batch: 610830

Client Sample ID: B-38M-MS/MSD
Prep Type: Total/NA

Analyte	Sample Result	Sample Qualifier	Spike Added	MSD Result	MSD Qualifier	Unit	D	%Rec	%Rec Limits	RPD	RPD Limit
1,1,1-Trichloroethane	ND		25.0	21.6		ug/L		86	60 - 130	1	17
1,1-Dichloroethane	ND		25.0	23.0		ug/L		92	68 - 125	1	13
1,1-Dichloroethene	ND		25.0	23.9		ug/L		96	56 - 135	10	26
Carbon tetrachloride	ND		25.0	20.9		ug/L		84	51 - 133	6	24
Chloroform	ND		25.0	22.7		ug/L		91	70 - 122	5	14
cis-1,2-Dichloroethene	ND		25.0	22.9		ug/L		92	66 - 128	8	14
Methylene Chloride	ND		25.0	23.1		ug/L		92	62 - 129	7	17
Tetrachloroethene	ND		25.0	22.9		ug/L		92	62 - 131	5	20
trans-1,2-Dichloroethene	ND		25.0	25.0		ug/L		100	56 - 136	0	15
Trichloroethene	ND		25.0	24.4		ug/L		98	61 - 124	2	15
Vinyl chloride	ND		12.5	7.42		ug/L		59	43 - 157	10	24

Surrogate	*MSD %Recovery*	*MSD Qualifier*	*Limits*
Toluene-d8 (Surr)	*94*		*78 - 122*
Dibromofluoromethane (Surr)	*98*		*73 - 120*
4-Bromofluorobenzene (Surr)	*91*		*56 - 136*
1,2-Dichloroethane-d4 (Surr)	*88*		*62 - 137*

Lab Sample ID: MB 240-610938/7
Matrix: Water
Analysis Batch: 610938

Client Sample ID: Method Blank
Prep Type: Total/NA

Analyte	MB Result	MB Qualifier	RL	MDL	Unit	D	Prepared	Analyzed	Dil Fac
1,1,1-Trichloroethane	ND		1.0	0.48	ug/L			04/26/24 12:16	1
1,1-Dichloroethane	ND		1.0	0.47	ug/L			04/26/24 12:16	1
1,1-Dichloroethene	ND		1.0	0.49	ug/L			04/26/24 12:16	1
Carbon tetrachloride	ND		1.0	0.26	ug/L			04/26/24 12:16	1

Method: 8260D - Volatile Organic Compounds by GC/MS (Continued)

Lab Sample ID: MB 240-610938/7
Matrix: Water
Analysis Batch: 610938

Client Sample ID: Method Blank
Prep Type: Total/NA

Analyte	MB Result	MB Qualifier	RL	MDL	Unit	D	Prepared	Analyzed	Dil Fac
Chloroform	ND		1.0	0.47	ug/L			04/26/24 12:16	1
cis-1,2-Dichloroethene	ND		1.0	0.46	ug/L			04/26/24 12:16	1
Methylene Chloride	ND		5.0	2.6	ug/L			04/26/24 12:16	1
Tetrachloroethene	ND		1.0	0.44	ug/L			04/26/24 12:16	1
trans-1,2-Dichloroethene	ND		1.0	0.51	ug/L			04/26/24 12:16	1
Trichloroethene	ND		1.0	0.44	ug/L			04/26/24 12:16	1
Vinyl chloride	ND		1.0	0.45	ug/L			04/26/24 12:16	1

Surrogate	*MB %Recovery*	*MB Qualifier*	*Limits*	*Prepared*	*Analyzed*	*Dil Fac*
Toluene-d8 (Surr)	*93*		*78 - 122*		*04/26/24 12:16*	*1*
Dibromofluoromethane (Surr)	*93*		*73 - 120*		*04/26/24 12:16*	*1*
4-Bromofluorobenzene (Surr)	*72*		*56 - 136*		*04/26/24 12:16*	*1*
1,2-Dichloroethane-d4 (Surr)	*85*		*62 - 137*		*04/26/24 12:16*	*1*

Lab Sample ID: LCS 240-610938/4
Matrix: Water
Analysis Batch: 610938

Client Sample ID: Lab Control Sample
Prep Type: Total/NA

Analyte			Spike Added	LCS Result	LCS Qualifier	Unit	D	%Rec	%Rec Limits		
1,1,1-Trichloroethane			25.0	23.0		ug/L		92	64 - 131		
1,1-Dichloroethane			25.0	23.4		ug/L		94	72 - 127		
1,1-Dichloroethene			25.0	24.5		ug/L		98	63 - 134		
Carbon tetrachloride			25.0	22.0		ug/L		88	55 - 137		
Chloroform			25.0	24.2		ug/L		97	74 - 122		
cis-1,2-Dichloroethene			25.0	24.6		ug/L		98	77 - 123		
Methylene Chloride			25.0	24.2		ug/L		97	71 - 125		
Tetrachloroethene			25.0	29.4		ug/L		118	76 - 123		
trans-1,2-Dichloroethene			25.0	26.0		ug/L		104	75 - 124		
Trichloroethene			25.0	26.4		ug/L		106	70 - 122		
Vinyl chloride			12.5	8.73		ug/L		70	60 - 144		

Surrogate	*LCS %Recovery*	*LCS Qualifier*	*Limits*
Toluene-d8 (Surr)	*105*		*78 - 122*
Dibromofluoromethane (Surr)	*98*		*73 - 120*
4-Bromofluorobenzene (Surr)	*92*		*56 - 136*
1,2-Dichloroethane-d4 (Surr)	*87*		*62 - 137*

Lab Sample ID: 240-203148-13 MS
Matrix: Water
Analysis Batch: 610938

Client Sample ID: B-8M-MS/MSD
Prep Type: Total/NA

Analyte	Sample Result	Sample Qualifier	Spike Added	MS Result	MS Qualifier	Unit	D	%Rec	%Rec Limits		
1,1,1-Trichloroethane	ND		5000	4620		ug/L		92	60 - 130		
1,1-Dichloroethane	ND		5000	5090		ug/L		102	68 - 125		
1,1-Dichloroethene	160	J	5000	4780		ug/L		93	56 - 135		
Carbon tetrachloride	ND		5000	4070		ug/L		81	51 - 133		
Chloroform	ND	F2	5000	5150		ug/L		103	70 - 122		
Methylene Chloride	ND		5000	5200		ug/L		104	62 - 129		

Method: 8260D - Volatile Organic Compounds by GC/MS (Continued)

Lab Sample ID: 240-203148-13 MS
Matrix: Water
Analysis Batch: 610938

Client Sample ID: B-8M-MS/MSD
Prep Type: Total/NA

Analyte	Sample Result	Sample Qualifier	Spike Added	MS Result	MS Qualifier	Unit	D	%Rec	%Rec Limits
Tetrachloroethene	ND		5000	4140		ug/L		83	62 - 131
trans-1,2-Dichloroethene	250		5000	5080		ug/L		97	56 - 136
Vinyl chloride	3500	F1	2500	4820		ug/L		52	43 - 157

Surrogate	*MS %Recovery*	*MS Qualifier*	*Limits*
Toluene-d8 (Surr)	*99*		*78 - 122*
Dibromofluoromethane (Surr)	*104*		*73 - 120*
4-Bromofluorobenzene (Surr)	*103*		*56 - 136*
1,2-Dichloroethane-d4 (Surr)	*89*		*62 - 137*

Lab Sample ID: 240-203148-13 MSD
Matrix: Water
Analysis Batch: 610938

Client Sample ID: B-8M-MS/MSD
Prep Type: Total/NA

Analyte	Sample Result	Sample Qualifier	Spike Added	MSD Result	MSD Qualifier	Unit	D	%Rec	%Rec Limits	RPD	RPD Limit
1,1,1-Trichloroethane	ND		5000	4150		ug/L		83	60 - 130	11	17
1,1-Dichloroethane	ND		5000	4500		ug/L		90	68 - 125	12	13
1,1-Dichloroethene	160	J	5000	4610		ug/L		89	56 - 135	4	26
Carbon tetrachloride	ND		5000	3910		ug/L		78	51 - 133	4	24
Chloroform	ND	F2	5000	4430	F2	ug/L		89	70 - 122	15	14
Methylene Chloride	ND		5000	4780		ug/L		96	62 - 129	8	17
Tetrachloroethene	ND		5000	4460		ug/L		89	62 - 131	8	20
trans-1,2-Dichloroethene	250		5000	4840		ug/L		92	56 - 136	5	15
Vinyl chloride	3500	F1	2500	4420	F1	ug/L		36	43 - 157	9	24

Surrogate	*MSD %Recovery*	*MSD Qualifier*	*Limits*
Toluene-d8 (Surr)	*92*		*78 - 122*
Dibromofluoromethane (Surr)	*99*		*73 - 120*
4-Bromofluorobenzene (Surr)	*86*		*56 - 136*
1,2-Dichloroethane-d4 (Surr)	*86*		*62 - 137*

Lab Sample ID: MB 240-611127/7
Matrix: Water
Analysis Batch: 611127

Client Sample ID: Method Blank
Prep Type: Total/NA

Analyte	MB Result	MB Qualifier	RL	MDL	Unit	D	Prepared	Analyzed	Dil Fac
1,1,1-Trichloroethane	ND		1.0	0.48	ug/L			04/29/24 12:59	1
1,1-Dichloroethane	ND		1.0	0.47	ug/L			04/29/24 12:59	1
1,1-Dichloroethene	ND		1.0	0.49	ug/L			04/29/24 12:59	1
Carbon tetrachloride	ND		1.0	0.26	ug/L			04/29/24 12:59	1
Chloroform	ND		1.0	0.47	ug/L			04/29/24 12:59	1
cis-1,2-Dichloroethene	ND		1.0	0.46	ug/L			04/29/24 12:59	1
Methylene Chloride	ND		5.0	2.6	ug/L			04/29/24 12:59	1
Tetrachloroethene	ND		1.0	0.44	ug/L			04/29/24 12:59	1
trans-1,2-Dichloroethene	ND		1.0	0.51	ug/L			04/29/24 12:59	1
Trichloroethene	ND		1.0	0.44	ug/L			04/29/24 12:59	1
Vinyl chloride	ND		1.0	0.45	ug/L			04/29/24 12:59	1

Method: 8260D - Volatile Organic Compounds by GC/MS (Continued)

Lab Sample ID: MB 240-611127/7
Matrix: Water
Analysis Batch: 611127

Client Sample ID: Method Blank
Prep Type: Total/NA

Surrogate	MB %Recovery	MB Qualifier	Limits	Prepared	Analyzed	Dil Fac
Toluene-d8 (Surr)	*92*		*78 - 122*		*04/29/24 12:59*	*1*
Dibromofluoromethane (Surr)	*102*		*73 - 120*		*04/29/24 12:59*	*1*
4-Bromofluorobenzene (Surr)	*80*		*56 - 136*		*04/29/24 12:59*	*1*
1,2-Dichloroethane-d4 (Surr)	*90*		*62 - 137*		*04/29/24 12:59*	*1*

Lab Sample ID: LCS 240-611127/4
Matrix: Water
Analysis Batch: 611127

Client Sample ID: Lab Control Sample
Prep Type: Total/NA

Analyte			Spike Added	LCS Result	LCS Qualifier	Unit	D	%Rec	%Rec Limits		
1,1,1-Trichloroethane			25.0	25.6		ug/L		102	64 - 131		
1,1-Dichloroethane			25.0	24.9		ug/L		99	72 - 127		
1,1-Dichloroethene			25.0	24.8		ug/L		99	63 - 134		
Carbon tetrachloride			25.0	24.3		ug/L		97	55 - 137		
Chloroform			25.0	24.7		ug/L		99	74 - 122		
cis-1,2-Dichloroethene			25.0	26.2		ug/L		105	77 - 123		
Methylene Chloride			25.0	24.5		ug/L		98	71 - 125		
Tetrachloroethene			25.0	27.5		ug/L		110	76 - 123		
trans-1,2-Dichloroethene			25.0	26.5		ug/L		106	75 - 124		
Trichloroethene			25.0	27.7		ug/L		111	70 - 122		
Vinyl chloride			12.5	6.73	*-	ug/L		54	60 - 144		

Surrogate	LCS %Recovery	LCS Qualifier	Limits
Toluene-d8 (Surr)	*94*		*78 - 122*
Dibromofluoromethane (Surr)	*92*		*73 - 120*
4-Bromofluorobenzene (Surr)	*85*		*56 - 136*
1,2-Dichloroethane-d4 (Surr)	*83*		*62 - 137*

Lab Sample ID: 240-203148-13 MS
Matrix: Water
Analysis Batch: 611127

Client Sample ID: B-8M-MS/MSD
Prep Type: Total/NA

Analyte	Sample Result	Sample Qualifier	Spike Added	MS Result	MS Qualifier	Unit	D	%Rec	%Rec Limits		
cis-1,2-Dichloroethene	19000		12500	31500	E	ug/L		101	66 - 128		
Trichloroethene	17000		12500	27800		ug/L		84	61 - 124		

Surrogate	MS %Recovery	MS Qualifier	Limits
Toluene-d8 (Surr)	*94*		*78 - 122*
Dibromofluoromethane (Surr)	*95*		*73 - 120*
4-Bromofluorobenzene (Surr)	*86*		*56 - 136*
1,2-Dichloroethane-d4 (Surr)	*88*		*62 - 137*

Lab Sample ID: 240-203148-13 MSD
Matrix: Water
Analysis Batch: 611127

Client Sample ID: B-8M-MS/MSD
Prep Type: Total/NA

Analyte	Sample Result	Sample Qualifier	Spike Added	MSD Result	MSD Qualifier	Unit	D	%Rec	%Rec Limits	RPD	RPD Limit
cis-1,2-Dichloroethene	19000		12500	30300		ug/L		91	66 - 128	4	14

Method: 8260D - Volatile Organic Compounds by GC/MS (Continued)

Lab Sample ID: 240-203148-13 MSD
Matrix: Water
Analysis Batch: 611127

Client Sample ID: B-8M-MS/MSD
Prep Type: Total/NA

Analyte	Sample Result	Sample Qualifier	Spike Added	MSD Result	MSD Qualifier	Unit	D	%Rec	%Rec Limits	RPD	RPD Limit
Trichloroethene	17000		12500	28700		ug/L		91	61 - 124	3	15

Surrogate	*MSD %Recovery*	*MSD Qualifier*	*Limits*
Toluene-d8 (Surr)	*91*		*78 - 122*
Dibromofluoromethane (Surr)	*100*		*73 - 120*
4-Bromofluorobenzene (Surr)	*87*		*56 - 136*
1,2-Dichloroethane-d4 (Surr)	*90*		*62 - 137*

Lab Sample ID: MB 240-611222/6
Matrix: Water
Analysis Batch: 611222

Client Sample ID: Method Blank
Prep Type: Total/NA

Analyte	MB Result	MB Qualifier	RL	MDL	Unit	D	Prepared	Analyzed	Dil Fac
1,1,1-Trichloroethane	ND		1.0	0.48	ug/L			04/29/24 17:27	1
1,1-Dichloroethane	ND		1.0	0.47	ug/L			04/29/24 17:27	1
1,1-Dichloroethene	ND		1.0	0.49	ug/L			04/29/24 17:27	1
Carbon tetrachloride	ND		1.0	0.26	ug/L			04/29/24 17:27	1
Chloroform	ND		1.0	0.47	ug/L			04/29/24 17:27	1
cis-1,2-Dichloroethene	ND		1.0	0.46	ug/L			04/29/24 17:27	1
Methylene Chloride	ND		5.0	2.6	ug/L			04/29/24 17:27	1
Tetrachloroethene	ND		1.0	0.44	ug/L			04/29/24 17:27	1
trans-1,2-Dichloroethene	ND		1.0	0.51	ug/L			04/29/24 17:27	1
Trichloroethene	ND		1.0	0.44	ug/L			04/29/24 17:27	1
Vinyl chloride	ND		1.0	0.45	ug/L			04/29/24 17:27	1

Surrogate	*MB %Recovery*	*MB Qualifier*	*Limits*	*Prepared*	*Analyzed*	*Dil Fac*
Toluene-d8 (Surr)	*102*		*78 - 122*		*04/29/24 17:27*	*1*
Dibromofluoromethane (Surr)	*88*		*73 - 120*		*04/29/24 17:27*	*1*
4-Bromofluorobenzene (Surr)	*93*		*56 - 136*		*04/29/24 17:27*	*1*
1,2-Dichloroethane-d4 (Surr)	*99*		*62 - 137*		*04/29/24 17:27*	*1*

Lab Sample ID: LCS 240-611222/4
Matrix: Water
Analysis Batch: 611222

Client Sample ID: Lab Control Sample
Prep Type: Total/NA

Analyte	Spike Added	LCS Result	LCS Qualifier	Unit	D	%Rec	%Rec Limits
1,1,1-Trichloroethane	25.0	23.7		ug/L		95	64 - 131
1,1-Dichloroethane	25.0	26.1		ug/L		104	72 - 127
1,1-Dichloroethene	25.0	25.0		ug/L		100	63 - 134
Carbon tetrachloride	25.0	21.0		ug/L		84	55 - 137
Chloroform	25.0	25.8		ug/L		103	74 - 122
cis-1,2-Dichloroethene	25.0	27.8		ug/L		111	77 - 123
Methylene Chloride	25.0	27.1		ug/L		108	71 - 125
Tetrachloroethene	25.0	29.4		ug/L		117	76 - 123
trans-1,2-Dichloroethene	25.0	27.2		ug/L		109	75 - 124
Trichloroethene	25.0	27.5		ug/L		110	70 - 122
Vinyl chloride	12.5	7.62		ug/L		61	60 - 144

Method: 8260D - Volatile Organic Compounds by GC/MS (Continued)

Lab Sample ID: LCS 240-611222/4
Matrix: Water
Analysis Batch: 611222

Client Sample ID: Lab Control Sample
Prep Type: Total/NA

Surrogate	LCS %Recovery	LCS Qualifier	Limits
Toluene-d8 (Surr)	*103*		*78 - 122*
Dibromofluoromethane (Surr)	*98*		*73 - 120*
4-Bromofluorobenzene (Surr)	*98*		*56 - 136*
1,2-Dichloroethane-d4 (Surr)	*97*		*62 - 137*

Lab Sample ID: 240-203148-41 MS
Matrix: Water
Analysis Batch: 611222

Client Sample ID: B-17M
Prep Type: Total/NA

Analyte	Sample Result	Sample Qualifier	Spike Added	MS Result	MS Qualifier	Unit	D	%Rec	%Rec Limits
1,1,1-Trichloroethane	ND		1250	1040		ug/L		83	60 - 130
1,1-Dichloroethane	ND		1250	1290		ug/L		103	68 - 125
1,1-Dichloroethene	ND		1250	1220		ug/L		98	56 - 135
Carbon tetrachloride	ND		1250	797		ug/L		64	51 - 133
Chloroform	ND		1250	1230		ug/L		98	70 - 122
cis-1,2-Dichloroethene	1800		1250	3090		ug/L		107	66 - 128
Methylene Chloride	ND		1250	1310		ug/L		104	62 - 129
Tetrachloroethene	ND		1250	1300		ug/L		104	62 - 131
trans-1,2-Dichloroethene	ND		1250	1330		ug/L		106	56 - 136
Trichloroethene	1600		1250	2920		ug/L		103	61 - 124
Vinyl chloride	400		625	714		ug/L		51	43 - 157

Surrogate	MS %Recovery	MS Qualifier	Limits
Toluene-d8 (Surr)	*100*		*78 - 122*
Dibromofluoromethane (Surr)	*96*		*73 - 120*
4-Bromofluorobenzene (Surr)	*96*		*56 - 136*
1,2-Dichloroethane-d4 (Surr)	*97*		*62 - 137*

Lab Sample ID: 240-203148-41 MSD
Matrix: Water
Analysis Batch: 611222

Client Sample ID: B-17M
Prep Type: Total/NA

Analyte	Sample Result	Sample Qualifier	Spike Added	MSD Result	MSD Qualifier	Unit	D	%Rec	%Rec Limits	RPD	RPD Limit
1,1,1-Trichloroethane	ND		1250	1050		ug/L		84	60 - 130	1	17
1,1-Dichloroethane	ND		1250	1240		ug/L		100	68 - 125	3	13
1,1-Dichloroethene	ND		1250	1250		ug/L		100	56 - 135	2	26
Carbon tetrachloride	ND		1250	813		ug/L		65	51 - 133	2	24
Chloroform	ND		1250	1180		ug/L		94	70 - 122	4	14
cis-1,2-Dichloroethene	1800		1250	2940		ug/L		95	66 - 128	5	14
Methylene Chloride	ND		1250	1240		ug/L		99	62 - 129	5	17
Tetrachloroethene	ND		1250	1320		ug/L		105	62 - 131	1	20
trans-1,2-Dichloroethene	ND		1250	1270		ug/L		102	56 - 136	4	15
Trichloroethene	1600		1250	2800		ug/L		94	61 - 124	4	15
Vinyl chloride	400		625	724		ug/L		52	43 - 157	1	24

Surrogate	MSD %Recovery	MSD Qualifier	Limits
Toluene-d8 (Surr)	*101*		*78 - 122*
Dibromofluoromethane (Surr)	*98*		*73 - 120*

Method: 8260D - Volatile Organic Compounds by GC/MS (Continued)

Lab Sample ID: 240-203148-41 MSD
Matrix: Water
Analysis Batch: 611222

Client Sample ID: B-17M
Prep Type: Total/NA

Surrogate	MSD %Recovery	MSD Qualifier	Limits
4-Bromofluorobenzene (Surr)	*100*		*56 - 136*
1,2-Dichloroethane-d4 (Surr)	*100*		*62 - 137*

Lab Sample ID: MB 240-611290/7
Matrix: Water
Analysis Batch: 611290

Client Sample ID: Method Blank
Prep Type: Total/NA

Analyte	MB Result	MB Qualifier	RL	MDL	Unit	D	Prepared	Analyzed	Dil Fac
1,1,1-Trichloroethane	ND		1.0	0.48	ug/L			04/30/24 12:27	1
1,1-Dichloroethane	ND		1.0	0.47	ug/L			04/30/24 12:27	1
1,1-Dichloroethene	ND		1.0	0.49	ug/L			04/30/24 12:27	1
Carbon tetrachloride	ND		1.0	0.26	ug/L			04/30/24 12:27	1
Chloroform	ND		1.0	0.47	ug/L			04/30/24 12:27	1
cis-1,2-Dichloroethene	ND		1.0	0.46	ug/L			04/30/24 12:27	1
Methylene Chloride	ND		5.0	2.6	ug/L			04/30/24 12:27	1
Tetrachloroethene	ND		1.0	0.44	ug/L			04/30/24 12:27	1
trans-1,2-Dichloroethene	ND		1.0	0.51	ug/L			04/30/24 12:27	1
Trichloroethene	ND		1.0	0.44	ug/L			04/30/24 12:27	1
Vinyl chloride	ND		1.0	0.45	ug/L			04/30/24 12:27	1

Surrogate	MB %Recovery	MB Qualifier	Limits	Prepared	Analyzed	Dil Fac
Toluene-d8 (Surr)	*90*		*78 - 122*		*04/30/24 12:27*	*1*
Dibromofluoromethane (Surr)	*93*		*73 - 120*		*04/30/24 12:27*	*1*
4-Bromofluorobenzene (Surr)	*79*		*56 - 136*		*04/30/24 12:27*	*1*
1,2-Dichloroethane-d4 (Surr)	*113*		*62 - 137*		*04/30/24 12:27*	*1*

Lab Sample ID: LCS 240-611290/4
Matrix: Water
Analysis Batch: 611290

Client Sample ID: Lab Control Sample
Prep Type: Total/NA

Analyte	Spike Added	LCS Result	LCS Qualifier	Unit	D	%Rec	%Rec Limits
1,1,1-Trichloroethane	25.0	25.5		ug/L		102	64 - 131
1,1-Dichloroethane	25.0	25.3		ug/L		101	72 - 127
1,1-Dichloroethene	25.0	25.4		ug/L		102	63 - 134
Carbon tetrachloride	25.0	24.7		ug/L		99	55 - 137
Chloroform	25.0	26.2		ug/L		105	74 - 122
cis-1,2-Dichloroethene	25.0	26.3		ug/L		105	77 - 123
Methylene Chloride	25.0	25.3		ug/L		101	71 - 125
Tetrachloroethene	25.0	28.8		ug/L		115	76 - 123
trans-1,2-Dichloroethene	25.0	27.4		ug/L		110	75 - 124
Trichloroethene	25.0	25.7		ug/L		103	70 - 122
Vinyl chloride	12.5	9.07		ug/L		73	60 - 144

Surrogate	LCS %Recovery	LCS Qualifier	Limits
Toluene-d8 (Surr)	*98*		*78 - 122*
Dibromofluoromethane (Surr)	*100*		*73 - 120*
4-Bromofluorobenzene (Surr)	*86*		*56 - 136*
1,2-Dichloroethane-d4 (Surr)	*94*		*62 - 137*

Method: 8260D - Volatile Organic Compounds by GC/MS

Lab Sample ID: 240-203148-27 MS
Matrix: Water
Analysis Batch: 611290

Client Sample ID: PW-3
Prep Type: Total/NA

Analyte	Sample Result	Sample Qualifier	Spike Added	MS Result	MS Qualifier	Unit	D	%Rec	%Rec Limits
cis-1,2-Dichloroethene	4700	F2	10000	14600		ug/L		98	66 - 128
Trichloroethene	12000		10000	19100		ug/L		75	61 - 124
Vinyl chloride	520		5000	3930		ug/L		68	43 - 157

Surrogate	*MS %Recovery*	*MS Qualifier*	*Limits*
Toluene-d8 (Surr)	*95*		*78 - 122*
Dibromofluoromethane (Surr)	*95*		*73 - 120*
4-Bromofluorobenzene (Surr)	*84*		*56 - 136*
1,2-Dichloroethane-d4 (Surr)	*95*		*62 - 137*

Lab Sample ID: 240-203148-27 MSD
Matrix: Water
Analysis Batch: 611290

Client Sample ID: PW-3
Prep Type: Total/NA

Analyte	Sample Result	Sample Qualifier	Spike Added	MSD Result	MSD Qualifier	Unit	D	%Rec	%Rec Limits	RPD	RPD Limit
cis-1,2-Dichloroethene	4700	F2	10000	12300	F2	ug/L		76	66 - 128	17	14
Trichloroethene	12000		10000	19700		ug/L		81	61 - 124	3	15
Vinyl chloride	520		5000	3830		ug/L		66	43 - 157	2	24

Surrogate	*MSD %Recovery*	*MSD Qualifier*	*Limits*
Toluene-d8 (Surr)	*119*		*78 - 122*
Dibromofluoromethane (Surr)	*89*		*73 - 120*
4-Bromofluorobenzene (Surr)	*88*		*56 - 136*
1,2-Dichloroethane-d4 (Surr)	*81*		*62 - 137*

Lab Sample ID: MB 240-611394/7
Matrix: Water
Analysis Batch: 611394

Client Sample ID: Method Blank
Prep Type: Total/NA

Analyte	MB Result	MB Qualifier	RL	MDL	Unit	D	Prepared	Analyzed	Dil Fac
1,1,1-Trichloroethane	ND		1.0	0.48	ug/L			05/01/24 07:33	1
1,1-Dichloroethane	ND		1.0	0.47	ug/L			05/01/24 07:33	1
1,1-Dichloroethene	ND		1.0	0.49	ug/L			05/01/24 07:33	1
Carbon tetrachloride	ND		1.0	0.26	ug/L			05/01/24 07:33	1
Chloroform	ND		1.0	0.47	ug/L			05/01/24 07:33	1
cis-1,2-Dichloroethene	ND		1.0	0.46	ug/L			05/01/24 07:33	1
Methylene Chloride	ND		5.0	2.6	ug/L			05/01/24 07:33	1
Tetrachloroethene	ND		1.0	0.44	ug/L			05/01/24 07:33	1
trans-1,2-Dichloroethene	ND		1.0	0.51	ug/L			05/01/24 07:33	1
Trichloroethene	ND		1.0	0.44	ug/L			05/01/24 07:33	1
Vinyl chloride	ND		1.0	0.45	ug/L			05/01/24 07:33	1

Surrogate	*MB %Recovery*	*MB Qualifier*	*Limits*	*Prepared*	*Analyzed*	*Dil Fac*
Toluene-d8 (Surr)	*109*		*78 - 122*		*05/01/24 07:33*	*1*
Dibromofluoromethane (Surr)	*108*		*73 - 120*		*05/01/24 07:33*	*1*
4-Bromofluorobenzene (Surr)	*97*		*56 - 136*		*05/01/24 07:33*	*1*
1,2-Dichloroethane-d4 (Surr)	*129*		*62 - 137*		*05/01/24 07:33*	*1*

Method: 8260D - Volatile Organic Compounds by GC/MS (Continued)

Lab Sample ID: LCS 240-611394/4
Matrix: Water
Analysis Batch: 611394

Client Sample ID: Lab Control Sample
Prep Type: Total/NA

Analyte			Spike Added	LCS Result	LCS Qualifier	Unit	D	%Rec	%Rec Limits		
1,1,1-Trichloroethane			25.0	22.8		ug/L		91	64 - 131		
1,1-Dichloroethane			25.0	27.0		ug/L		108	72 - 127		
1,1-Dichloroethene			25.0	23.4		ug/L		93	63 - 134		
Carbon tetrachloride			25.0	21.5		ug/L		86	55 - 137		
Chloroform			25.0	23.2		ug/L		93	74 - 122		
cis-1,2-Dichloroethene			25.0	21.9		ug/L		88	77 - 123		
Methylene Chloride			25.0	25.4		ug/L		101	71 - 125		
Tetrachloroethene			25.0	22.4		ug/L		90	76 - 123		
trans-1,2-Dichloroethene			25.0	22.5		ug/L		90	75 - 124		
Trichloroethene			25.0	22.6		ug/L		90	70 - 122		
Vinyl chloride			12.5	7.77		ug/L		62	60 - 144		

Surrogate	*LCS %Recovery*	*LCS Qualifier*	*Limits*
Toluene-d8 (Surr)	*112*		*78 - 122*
Dibromofluoromethane (Surr)	*99*		*73 - 120*
4-Bromofluorobenzene (Surr)	*102*		*56 - 136*
1,2-Dichloroethane-d4 (Surr)	*115*		*62 - 137*

Lab Sample ID: 240-203148-43 MS
Matrix: Water
Analysis Batch: 611394

Client Sample ID: T-001
Prep Type: Total/NA

Analyte	Sample Result	Sample Qualifier	Spike Added	MS Result	MS Qualifier	Unit	D	%Rec	%Rec Limits		
1,1,1-Trichloroethane	ND		1250	1080		ug/L		87	60 - 130		
1,1-Dichloroethane	ND		1250	1350		ug/L		108	68 - 125		
1,1-Dichloroethene	ND		1250	1080		ug/L		86	56 - 135		
Carbon tetrachloride	ND		1250	965		ug/L		77	51 - 133		
Chloroform	ND		1250	1160		ug/L		93	70 - 122		
cis-1,2-Dichloroethene	250		1250	1330		ug/L		86	66 - 128		
Methylene Chloride	ND		1250	1270		ug/L		101	62 - 129		
Tetrachloroethene	ND		1250	955		ug/L		76	62 - 131		
trans-1,2-Dichloroethene	ND		1250	1070		ug/L		86	56 - 136		
Trichloroethene	2000	F1	1250	2520	F1	ug/L		42	61 - 124		
Vinyl chloride	ND		625	366		ug/L		58	43 - 157		

Surrogate	*MS %Recovery*	*MS Qualifier*	*Limits*
Toluene-d8 (Surr)	*111*		*78 - 122*
Dibromofluoromethane (Surr)	*100*		*73 - 120*
4-Bromofluorobenzene (Surr)	*102*		*56 - 136*
1,2-Dichloroethane-d4 (Surr)	*116*		*62 - 137*

Lab Sample ID: 240-203148-43 MSD
Matrix: Water
Analysis Batch: 611394

Client Sample ID: T-001
Prep Type: Total/NA

Analyte	Sample Result	Sample Qualifier	Spike Added	MSD Result	MSD Qualifier	Unit	D	%Rec	%Rec Limits	RPD	RPD Limit
1,1,1-Trichloroethane	ND		1250	1030		ug/L		82	60 - 130	5	17
1,1-Dichloroethane	ND		1250	1280		ug/L		102	68 - 125	5	13

Method: 8260D - Volatile Organic Compounds by GC/MS (Continued)

Lab Sample ID: 240-203148-43 MSD
Matrix: Water
Analysis Batch: 611394

Client Sample ID: T-001
Prep Type: Total/NA

Analyte	Sample Result	Sample Qualifier	Spike Added	MSD Result	MSD Qualifier	Unit	D	%Rec	%Rec Limits	RPD	RPD Limit
1,1-Dichloroethene	ND		1250	1010		ug/L		81	56 - 135	6	26
Carbon tetrachloride	ND		1250	905		ug/L		72	51 - 133	6	24
Chloroform	ND		1250	1100		ug/L		88	70 - 122	6	14
cis-1,2-Dichloroethene	250		1250	1250		ug/L		80	66 - 128	6	14
Methylene Chloride	ND		1250	1200		ug/L		96	62 - 129	5	17
Tetrachloroethene	ND		1250	920		ug/L		74	62 - 131	4	20
trans-1,2-Dichloroethene	ND		1250	993		ug/L		79	56 - 136	8	15
Trichloroethene	2000	F1	1250	2430	F1	ug/L		35	61 - 124	4	15
Vinyl chloride	ND		625	358		ug/L		57	43 - 157	2	24

Surrogate	*MSD %Recovery*	*MSD Qualifier*	*Limits*
Toluene-d8 (Surr)	*111*		*78 - 122*
Dibromofluoromethane (Surr)	*99*		*73 - 120*
4-Bromofluorobenzene (Surr)	*103*		*56 - 136*
1,2-Dichloroethane-d4 (Surr)	*114*		*62 - 137*

GC/MS VOA

Analysis Batch: 610830

Lab Sample ID	Client Sample ID	Prep Type	Matrix	Method	Prep Batch
240-203148-1	QUARRY	Total/NA	Water	8260D	
240-203148-2	B-38M-MS/MSD	Total/NA	Water	8260D	
240-203148-3	B-21M	Total/NA	Water	8260D	
240-203148-4	FD-20240416	Total/NA	Water	8260D	
240-203148-6	B-28M	Total/NA	Water	8260D	
240-203148-7	B-29M	Total/NA	Water	8260D	
MB 240-610830/7	Method Blank	Total/NA	Water	8260D	
LCS 240-610830/4	Lab Control Sample	Total/NA	Water	8260D	
240-203148-2 MS	B-38M-MS/MSD	Total/NA	Water	8260D	
240-203148-2 MSD	B-38M-MS/MSD	Total/NA	Water	8260D	

Analysis Batch: 610938

Lab Sample ID	Client Sample ID	Prep Type	Matrix	Method	Prep Batch
240-203148-5	B-22M	Total/NA	Water	8260D	
240-203148-8	B-23M	Total/NA	Water	8260D	
240-203148-10	B-24M	Total/NA	Water	8260D	
240-203148-11	B-46M	Total/NA	Water	8260D	
240-203148-12	B-9M	Total/NA	Water	8260D	
240-203148-13	B-8M-MS/MSD	Total/NA	Water	8260D	
240-203148-14	FD-20240417	Total/NA	Water	8260D	
240-203148-15	B-18M	Total/NA	Water	8260D	
240-203148-16	B-14M	Total/NA	Water	8260D	
240-203148-17	B-11M	Total/NA	Water	8260D	
240-203148-18	B-16M	Total/NA	Water	8260D	
240-203148-19	B-10M	Total/NA	Water	8260D	
240-203148-20	B-41M	Total/NA	Water	8260D	
240-203148-21	B-40M	Total/NA	Water	8260D	
240-203148-22	B-39M	Total/NA	Water	8260D	
MB 240-610938/7	Method Blank	Total/NA	Water	8260D	
LCS 240-610938/4	Lab Control Sample	Total/NA	Water	8260D	
240-203148-13 MS	B-8M-MS/MSD	Total/NA	Water	8260D	
240-203148-13 MSD	B-8M-MS/MSD	Total/NA	Water	8260D	

Analysis Batch: 611127

Lab Sample ID	Client Sample ID	Prep Type	Matrix	Method	Prep Batch
240-203148-9	B-56M	Total/NA	Water	8260D	
240-203148-13	B-8M-MS/MSD	Total/NA	Water	8260D	
240-203148-14	FD-20240417	Total/NA	Water	8260D	
240-203148-17	B-11M	Total/NA	Water	8260D	
240-203148-23	B-3M	Total/NA	Water	8260D	
240-203148-24	PW-1	Total/NA	Water	8260D	
240-203148-25	P-3	Total/NA	Water	8260D	
240-203148-26	P-4	Total/NA	Water	8260D	
240-203148-27	PW-3	Total/NA	Water	8260D	
240-203148-28	B-52M	Total/NA	Water	8260D	
240-203148-29	B-53M	Total/NA	Water	8260D	
240-203148-30	B-6M	Total/NA	Water	8260D	
240-203148-31	B-50M	Total/NA	Water	8260D	
240-203148-32	B-7M	Total/NA	Water	8260D	
MB 240-611127/7	Method Blank	Total/NA	Water	8260D	
LCS 240-611127/4	Lab Control Sample	Total/NA	Water	8260D	

GC/MS VOA (Continued)

Analysis Batch: 611127 (Continued)

Lab Sample ID	Client Sample ID	Prep Type	Matrix	Method	Prep Batch
240-203148-13 MS	B-8M-MS/MSD	Total/NA	Water	8260D	
240-203148-13 MSD	B-8M-MS/MSD	Total/NA	Water	8260D	

Analysis Batch: 611222

Lab Sample ID	Client Sample ID	Prep Type	Matrix	Method	Prep Batch
240-203148-36	B-19M	Total/NA	Water	8260D	
240-203148-38	B-42M	Total/NA	Water	8260D	
240-203148-39	B-43M	Total/NA	Water	8260D	
240-203148-40	B-44M	Total/NA	Water	8260D	
240-203148-41	B-17M	Total/NA	Water	8260D	
240-203148-42	B-33M	Total/NA	Water	8260D	
240-203148-43	T-001	Total/NA	Water	8260D	
240-203148-44	PW-4	Total/NA	Water	8260D	
240-203148-45	TRIP BLANKS	Total/NA	Water	8260D	
MB 240-611222/6	Method Blank	Total/NA	Water	8260D	
LCS 240-611222/4	Lab Control Sample	Total/NA	Water	8260D	
240-203148-41 MS	B-17M	Total/NA	Water	8260D	
240-203148-41 MSD	B-17M	Total/NA	Water	8260D	

Analysis Batch: 611290

Lab Sample ID	Client Sample ID	Prep Type	Matrix	Method	Prep Batch
240-203148-23	B-3M	Total/NA	Water	8260D	
240-203148-24	PW-1	Total/NA	Water	8260D	
240-203148-25	P-3	Total/NA	Water	8260D	
240-203148-26	P-4	Total/NA	Water	8260D	
240-203148-27	PW-3	Total/NA	Water	8260D	
240-203148-30	B-6M	Total/NA	Water	8260D	
240-203148-33	B-12M	Total/NA	Water	8260D	
240-203148-34	B-49M	Total/NA	Water	8260D	
240-203148-35	B-48M	Total/NA	Water	8260D	
MB 240-611290/7	Method Blank	Total/NA	Water	8260D	
LCS 240-611290/4	Lab Control Sample	Total/NA	Water	8260D	
240-203148-27 MS	PW-3	Total/NA	Water	8260D	
240-203148-27 MSD	PW-3	Total/NA	Water	8260D	

Analysis Batch: 611394

Lab Sample ID	Client Sample ID	Prep Type	Matrix	Method	Prep Batch
240-203148-36	B-19M	Total/NA	Water	8260D	
240-203148-37	B-13M	Total/NA	Water	8260D	
240-203148-39	B-43M	Total/NA	Water	8260D	
240-203148-41	B-17M	Total/NA	Water	8260D	
240-203148-42	B-33M	Total/NA	Water	8260D	
240-203148-43	T-001	Total/NA	Water	8260D	
240-203148-44	PW-4	Total/NA	Water	8260D	
MB 240-611394/7	Method Blank	Total/NA	Water	8260D	
LCS 240-611394/4	Lab Control Sample	Total/NA	Water	8260D	
240-203148-43 MS	T-001	Total/NA	Water	8260D	
240-203148-43 MSD	T-001	Total/NA	Water	8260D	

Lab Chronicle

Client: AECOM
Job ID: 240-203148-1
Project/Site: BP Sanborn Spring Event

Client Sample ID: QUARRY
Lab Sample ID: 240-203148-1
Date Collected: 04/15/24 15:22
Matrix: Water
Date Received: 04/20/24 09:30

Prep Type	Batch Type	Batch Method	Run	Dilution Factor	Batch Number	Analyst	Lab	Prepared or Analyzed
Total/NA	Analysis	8260D		1	610830	LEE	EET CLE	04/25/24 16:42

Client Sample ID: B-38M-MS/MSD
Lab Sample ID: 240-203148-2
Date Collected: 04/16/24 09:30
Matrix: Water
Date Received: 04/20/24 09:30

Prep Type	Batch Type	Batch Method	Run	Dilution Factor	Batch Number	Analyst	Lab	Prepared or Analyzed
Total/NA	Analysis	8260D		1	610830	LEE	EET CLE	04/25/24 17:06

Client Sample ID: B-21M
Lab Sample ID: 240-203148-3
Date Collected: 04/16/24 11:00
Matrix: Water
Date Received: 04/20/24 09:30

Prep Type	Batch Type	Batch Method	Run	Dilution Factor	Batch Number	Analyst	Lab	Prepared or Analyzed
Total/NA	Analysis	8260D		1	610830	LEE	EET CLE	04/25/24 18:16

Client Sample ID: FD-20240416
Lab Sample ID: 240-203148-4
Date Collected: 04/16/24 00:00
Matrix: Water
Date Received: 04/20/24 09:30

Prep Type	Batch Type	Batch Method	Run	Dilution Factor	Batch Number	Analyst	Lab	Prepared or Analyzed
Total/NA	Analysis	8260D		1	610830	LEE	EET CLE	04/25/24 18:40

Client Sample ID: B-22M
Lab Sample ID: 240-203148-5
Date Collected: 04/16/24 11:53
Matrix: Water
Date Received: 04/20/24 09:30

Prep Type	Batch Type	Batch Method	Run	Dilution Factor	Batch Number	Analyst	Lab	Prepared or Analyzed
Total/NA	Analysis	8260D		1	610938	LEE	EET CLE	04/26/24 14:59

Client Sample ID: B-28M
Lab Sample ID: 240-203148-6
Date Collected: 04/16/24 12:55
Matrix: Water
Date Received: 04/20/24 09:30

Prep Type	Batch Type	Batch Method	Run	Dilution Factor	Batch Number	Analyst	Lab	Prepared or Analyzed
Total/NA	Analysis	8260D		1	610830	LEE	EET CLE	04/25/24 19:26

Client Sample ID: B-29M
Lab Sample ID: 240-203148-7
Date Collected: 04/16/24 14:10
Matrix: Water
Date Received: 04/20/24 09:30

Prep Type	Batch Type	Batch Method	Run	Dilution Factor	Batch Number	Analyst	Lab	Prepared or Analyzed
Total/NA	Analysis	8260D		1	610830	LEE	EET CLE	04/25/24 19:50

Lab Chronicle

Client: AECOM
Project/Site: BP Sanborn Spring Event

Job ID: 240-203148-1

Client Sample ID: B-23M
Lab Sample ID: 240-203148-8
Date Collected: 04/16/24 15:00
Matrix: Water
Date Received: 04/20/24 09:30

Prep Type	Batch Type	Batch Method	Run	Dilution Factor	Batch Number	Analyst	Lab	Prepared or Analyzed
Total/NA	Analysis	8260D		2	610938	LEE	EET CLE	04/26/24 15:23

Client Sample ID: B-56M
Lab Sample ID: 240-203148-9
Date Collected: 04/16/24 15:45
Matrix: Water
Date Received: 04/20/24 09:30

Prep Type	Batch Type	Batch Method	Run	Dilution Factor	Batch Number	Analyst	Lab	Prepared or Analyzed
Total/NA	Analysis	8260D		1	611127	LEE	EET CLE	04/29/24 13:22

Client Sample ID: B-24M
Lab Sample ID: 240-203148-10
Date Collected: 04/16/24 16:30
Matrix: Water
Date Received: 04/20/24 09:30

Prep Type	Batch Type	Batch Method	Run	Dilution Factor	Batch Number	Analyst	Lab	Prepared or Analyzed
Total/NA	Analysis	8260D		1	610938	LEE	EET CLE	04/26/24 16:10

Client Sample ID: B-46M
Lab Sample ID: 240-203148-11
Date Collected: 04/16/24 17:15
Matrix: Water
Date Received: 04/20/24 09:30

Prep Type	Batch Type	Batch Method	Run	Dilution Factor	Batch Number	Analyst	Lab	Prepared or Analyzed
Total/NA	Analysis	8260D		4	610938	LEE	EET CLE	04/26/24 16:34

Client Sample ID: B-9M
Lab Sample ID: 240-203148-12
Date Collected: 04/17/24 17:00
Matrix: Water
Date Received: 04/20/24 09:30

Prep Type	Batch Type	Batch Method	Run	Dilution Factor	Batch Number	Analyst	Lab	Prepared or Analyzed
Total/NA	Analysis	8260D		1	610938	LEE	EET CLE	04/26/24 16:58

Client Sample ID: B-8M-MS/MSD
Lab Sample ID: 240-203148-13
Date Collected: 04/17/24 09:05
Matrix: Water
Date Received: 04/20/24 09:30

Prep Type	Batch Type	Batch Method	Run	Dilution Factor	Batch Number	Analyst	Lab	Prepared or Analyzed
Total/NA	Analysis	8260D		200	610938	LEE	EET CLE	04/26/24 17:21
Total/NA	Analysis	8260D		500	611127	LEE	EET CLE	04/29/24 13:46

Client Sample ID: FD-20240417
Lab Sample ID: 240-203148-14
Date Collected: 04/17/24 09:45
Matrix: Water
Date Received: 04/20/24 09:30

Prep Type	Batch Type	Batch Method	Run	Dilution Factor	Batch Number	Analyst	Lab	Prepared or Analyzed
Total/NA	Analysis	8260D		1	610938	LEE	EET CLE	04/26/24 18:31
Total/NA	Analysis	8260D		2	611127	LEE	EET CLE	04/29/24 14:56

Client Sample ID: B-18M
Lab Sample ID: 240-203148-15
Date Collected: 04/17/24 09:45
Matrix: Water
Date Received: 04/20/24 09:30

Prep Type	Batch Type	Batch Method	Run	Dilution Factor	Batch Number	Analyst	Lab	Prepared or Analyzed
Total/NA	Analysis	8260D		4	610938	LEE	EET CLE	04/26/24 18:55

Client Sample ID: B-14M
Lab Sample ID: 240-203148-16
Date Collected: 04/17/24 10:35
Matrix: Water
Date Received: 04/20/24 09:30

Prep Type	Batch Type	Batch Method	Run	Dilution Factor	Batch Number	Analyst	Lab	Prepared or Analyzed
Total/NA	Analysis	8260D		1	610938	LEE	EET CLE	04/26/24 19:18

Client Sample ID: B-11M
Lab Sample ID: 240-203148-17
Date Collected: 04/17/24 11:15
Matrix: Water
Date Received: 04/20/24 09:30

Prep Type	Batch Type	Batch Method	Run	Dilution Factor	Batch Number	Analyst	Lab	Prepared or Analyzed
Total/NA	Analysis	8260D		2	610938	LEE	EET CLE	04/26/24 19:42
Total/NA	Analysis	8260D		4	611127	LEE	EET CLE	04/29/24 15:20

Client Sample ID: B-16M
Lab Sample ID: 240-203148-18
Date Collected: 04/17/24 12:00
Matrix: Water
Date Received: 04/20/24 09:30

Prep Type	Batch Type	Batch Method	Run	Dilution Factor	Batch Number	Analyst	Lab	Prepared or Analyzed
Total/NA	Analysis	8260D		1	610938	LEE	EET CLE	04/26/24 20:05

Client Sample ID: B-10M
Lab Sample ID: 240-203148-19
Date Collected: 04/17/24 12:50
Matrix: Water
Date Received: 04/20/24 09:30

Prep Type	Batch Type	Batch Method	Run	Dilution Factor	Batch Number	Analyst	Lab	Prepared or Analyzed
Total/NA	Analysis	8260D		1	610938	LEE	EET CLE	04/26/24 20:29

Client Sample ID: B-41M
Lab Sample ID: 240-203148-20
Date Collected: 04/17/24 14:05
Matrix: Water
Date Received: 04/20/24 09:30

Prep Type	Batch Type	Batch Method	Run	Dilution Factor	Batch Number	Analyst	Lab	Prepared or Analyzed
Total/NA	Analysis	8260D		1	610938	LEE	EET CLE	04/26/24 20:52

Client Sample ID: B-40M
Lab Sample ID: 240-203148-21
Date Collected: 04/17/24 14:50
Matrix: Water
Date Received: 04/20/24 09:30

Prep Type	Batch Type	Batch Method	Run	Dilution Factor	Batch Number	Analyst	Lab	Prepared or Analyzed
Total/NA	Analysis	8260D		1	610938	LEE	EET CLE	04/26/24 21:16

Lab Chronicle

Client: AECOM
Project/Site: BP Sanborn Spring Event

Job ID: 240-203148-1

Client Sample ID: B-39M
Date Collected: 04/17/24 15:30
Date Received: 04/20/24 09:30

Lab Sample ID: 240-203148-22
Matrix: Water

Prep Type	Batch Type	Batch Method	Run	Dilution Factor	Batch Number	Analyst	Lab	Prepared or Analyzed
Total/NA	Analysis	8260D		1	610938	LEE	EET CLE	04/26/24 21:39

Client Sample ID: B-3M
Date Collected: 04/17/24 16:10
Date Received: 04/20/24 09:30

Lab Sample ID: 240-203148-23
Matrix: Water

Prep Type	Batch Type	Batch Method	Run	Dilution Factor	Batch Number	Analyst	Lab	Prepared or Analyzed
Total/NA	Analysis	8260D		50	611127	LEE	EET CLE	04/29/24 17:18
Total/NA	Analysis	8260D		50	611290	LEE	EET CLE	04/30/24 13:15

Client Sample ID: PW-1
Date Collected: 04/17/24 13:20
Date Received: 04/20/24 09:30

Lab Sample ID: 240-203148-24
Matrix: Water

Prep Type	Batch Type	Batch Method	Run	Dilution Factor	Batch Number	Analyst	Lab	Prepared or Analyzed
Total/NA	Analysis	8260D		100	611127	LEE	EET CLE	04/29/24 17:42
Total/NA	Analysis	8260D		1	611290	LEE	EET CLE	04/30/24 14:02

Client Sample ID: P-3
Date Collected: 04/17/24 13:05
Date Received: 04/20/24 09:30

Lab Sample ID: 240-203148-25
Matrix: Water

Prep Type	Batch Type	Batch Method	Run	Dilution Factor	Batch Number	Analyst	Lab	Prepared or Analyzed
Total/NA	Analysis	8260D		1	611127	LEE	EET CLE	04/29/24 18:05
Total/NA	Analysis	8260D		1	611290	LEE	EET CLE	04/30/24 14:26

Client Sample ID: P-4
Date Collected: 04/17/24 12:50
Date Received: 04/20/24 09:30

Lab Sample ID: 240-203148-26
Matrix: Water

Prep Type	Batch Type	Batch Method	Run	Dilution Factor	Batch Number	Analyst	Lab	Prepared or Analyzed
Total/NA	Analysis	8260D		50	611127	LEE	EET CLE	04/29/24 18:29
Total/NA	Analysis	8260D		100	611290	LEE	EET CLE	04/30/24 14:49

Client Sample ID: PW-3
Date Collected: 04/17/24 11:06
Date Received: 04/20/24 09:30

Lab Sample ID: 240-203148-27
Matrix: Water

Prep Type	Batch Type	Batch Method	Run	Dilution Factor	Batch Number	Analyst	Lab	Prepared or Analyzed
Total/NA	Analysis	8260D		40	611127	LEE	EET CLE	04/29/24 18:53
Total/NA	Analysis	8260D		400	611290	LEE	EET CLE	04/30/24 15:12

Client Sample ID: B-52M
Lab Sample ID: 240-203148-28
Date Collected: 04/18/24 09:10
Matrix: Water
Date Received: 04/20/24 09:30

Prep Type	Batch Type	Batch Method	Run	Dilution Factor	Batch Number	Analyst	Lab	Prepared or Analyzed
Total/NA	Analysis	8260D		1	611127	LEE	EET CLE	04/29/24 19:17

Client Sample ID: B-53M
Lab Sample ID: 240-203148-29
Date Collected: 04/18/24 09:35
Matrix: Water
Date Received: 04/20/24 09:30

Prep Type	Batch Type	Batch Method	Run	Dilution Factor	Batch Number	Analyst	Lab	Prepared or Analyzed
Total/NA	Analysis	8260D		1	611127	LEE	EET CLE	04/29/24 19:40

Client Sample ID: B-6M
Lab Sample ID: 240-203148-30
Date Collected: 04/18/24 10:20
Matrix: Water
Date Received: 04/20/24 09:30

Prep Type	Batch Type	Batch Method	Run	Dilution Factor	Batch Number	Analyst	Lab	Prepared or Analyzed
Total/NA	Analysis	8260D		1	611127	LEE	EET CLE	04/29/24 20:03
Total/NA	Analysis	8260D		10	611290	LEE	EET CLE	04/30/24 15:36

Client Sample ID: B-50M
Lab Sample ID: 240-203148-31
Date Collected: 04/18/24 10:55
Matrix: Water
Date Received: 04/20/24 09:30

Prep Type	Batch Type	Batch Method	Run	Dilution Factor	Batch Number	Analyst	Lab	Prepared or Analyzed
Total/NA	Analysis	8260D		5	611127	LEE	EET CLE	04/29/24 20:27

Client Sample ID: B-7M
Lab Sample ID: 240-203148-32
Date Collected: 04/18/24 11:55
Matrix: Water
Date Received: 04/20/24 09:30

Prep Type	Batch Type	Batch Method	Run	Dilution Factor	Batch Number	Analyst	Lab	Prepared or Analyzed
Total/NA	Analysis	8260D		1	611127	LEE	EET CLE	04/29/24 20:50

Client Sample ID: B-12M
Lab Sample ID: 240-203148-33
Date Collected: 04/18/24 12:40
Matrix: Water
Date Received: 04/20/24 09:30

Prep Type	Batch Type	Batch Method	Run	Dilution Factor	Batch Number	Analyst	Lab	Prepared or Analyzed
Total/NA	Analysis	8260D		3.33	611290	LEE	EET CLE	04/30/24 15:59

Client Sample ID: B-49M
Lab Sample ID: 240-203148-34
Date Collected: 04/18/24 14:10
Matrix: Water
Date Received: 04/20/24 09:30

Prep Type	Batch Type	Batch Method	Run	Dilution Factor	Batch Number	Analyst	Lab	Prepared or Analyzed
Total/NA	Analysis	8260D		1	611290	LEE	EET CLE	04/30/24 16:23

Client Sample ID: B-48M
Lab Sample ID: 240-203148-35
Date Collected: 04/18/24 14:45
Matrix: Water
Date Received: 04/20/24 09:30

Prep Type	Batch Type	Batch Method	Run	Dilution Factor	Batch Number	Analyst	Lab	Prepared or Analyzed
Total/NA	Analysis	8260D		1	611290	LEE	EET CLE	04/30/24 16:46

Client Sample ID: B-19M
Lab Sample ID: 240-203148-36
Date Collected: 04/18/24 15:30
Matrix: Water
Date Received: 04/20/24 09:30

Prep Type	Batch Type	Batch Method	Run	Dilution Factor	Batch Number	Analyst	Lab	Prepared or Analyzed
Total/NA	Analysis	8260D		1	611222	CDG	EET CLE	04/29/24 18:51
Total/NA	Analysis	8260D		1	611394	CDG	EET CLE	05/01/24 11:33

Client Sample ID: B-13M
Lab Sample ID: 240-203148-37
Date Collected: 04/18/24 16:00
Matrix: Water
Date Received: 04/20/24 09:30

Prep Type	Batch Type	Batch Method	Run	Dilution Factor	Batch Number	Analyst	Lab	Prepared or Analyzed
Total/NA	Analysis	8260D		5	611394	CDG	EET CLE	05/01/24 11:57

Client Sample ID: B-42M
Lab Sample ID: 240-203148-38
Date Collected: 04/19/24 09:50
Matrix: Water
Date Received: 04/20/24 09:30

Prep Type	Batch Type	Batch Method	Run	Dilution Factor	Batch Number	Analyst	Lab	Prepared or Analyzed
Total/NA	Analysis	8260D		1	611222	CDG	EET CLE	04/29/24 19:41

Client Sample ID: B-43M
Lab Sample ID: 240-203148-39
Date Collected: 04/19/24 10:30
Matrix: Water
Date Received: 04/20/24 09:30

Prep Type	Batch Type	Batch Method	Run	Dilution Factor	Batch Number	Analyst	Lab	Prepared or Analyzed
Total/NA	Analysis	8260D		1	611222	CDG	EET CLE	04/29/24 20:06
Total/NA	Analysis	8260D		1	611394	CDG	EET CLE	05/01/24 12:21

Client Sample ID: B-44M
Lab Sample ID: 240-203148-40
Date Collected: 04/19/24 11:10
Matrix: Water
Date Received: 04/20/24 09:30

Prep Type	Batch Type	Batch Method	Run	Dilution Factor	Batch Number	Analyst	Lab	Prepared or Analyzed
Total/NA	Analysis	8260D		1	611222	CDG	EET CLE	04/29/24 20:31

Client Sample ID: B-17M
Lab Sample ID: 240-203148-41
Date Collected: 04/19/24 11:50
Matrix: Water
Date Received: 04/20/24 09:30

Prep Type	Batch Type	Batch Method	Run	Dilution Factor	Batch Number	Analyst	Lab	Prepared or Analyzed
Total/NA	Analysis	8260D		50	611222	CDG	EET CLE	04/29/24 20:56
Total/NA	Analysis	8260D		50	611394	CDG	EET CLE	05/01/24 12:45

Lab Chronicle

Client: AECOM
Job ID: 240-203148-1
Project/Site: BP Sanborn Spring Event

Client Sample ID: B-33M
Lab Sample ID: 240-203148-42
Date Collected: 04/19/24 12:40
Matrix: Water
Date Received: 04/20/24 09:30

Prep Type	Batch Type	Batch Method	Run	Dilution Factor	Batch Number	Analyst	Lab	Prepared or Analyzed
Total/NA	Analysis	8260D		1	611222	CDG	EET CLE	04/29/24 21:22
Total/NA	Analysis	8260D		1	611394	CDG	EET CLE	05/01/24 13:09

Client Sample ID: T-001
Lab Sample ID: 240-203148-43
Date Collected: 04/19/24 13:10
Matrix: Water
Date Received: 04/20/24 09:30

Prep Type	Batch Type	Batch Method	Run	Dilution Factor	Batch Number	Analyst	Lab	Prepared or Analyzed
Total/NA	Analysis	8260D		1	611222	CDG	EET CLE	04/29/24 21:47
Total/NA	Analysis	8260D		50	611394	CDG	EET CLE	05/01/24 13:33

Client Sample ID: PW-4
Lab Sample ID: 240-203148-44
Date Collected: 04/19/24 13:30
Matrix: Water
Date Received: 04/20/24 09:30

Prep Type	Batch Type	Batch Method	Run	Dilution Factor	Batch Number	Analyst	Lab	Prepared or Analyzed
Total/NA	Analysis	8260D		1	611222	CDG	EET CLE	04/29/24 22:12
Total/NA	Analysis	8260D		1	611394	CDG	EET CLE	05/01/24 13:57

Client Sample ID: TRIP BLANKS
Lab Sample ID: 240-203148-45
Date Collected: 04/19/24 00:00
Matrix: Water
Date Received: 04/20/24 09:30

Prep Type	Batch Type	Batch Method	Run	Dilution Factor	Batch Number	Analyst	Lab	Prepared or Analyzed
Total/NA	Analysis	8260D		1	611222	CDG	EET CLE	04/29/24 17:55

Laboratory References:

EET CLE = Eurofins Cleveland, 180 S. Van Buren Avenue, Barberton, OH 44203, TEL (330)497-9396

Accreditation/Certification Summary

Client: AECOM
Job ID: 240-203148-1
Project/Site: BP Sanborn Spring Event

Laboratory: Eurofins Cleveland

The accreditations/certifications listed below are applicable to this report.

Authority	Program	Identification Number	Expiration Date
New York	NELAP	10975	04-02-25

Chain of Custody Record

718641

eurofins | Environment Testing America

Address: _____

Regulatory Program: ☐ DW ☐ NPDES ☐ RCRA ☐ Other:

TAL-8210

Client Contact	Project Manager:	Site Contact:	Date:	COC No:
Company Name: Aecom	Tel/Email:	Lab Contact:	Carrier:	_____ of _____ COCs
Address: 50 Lockport Blvd Suite 111	Analysis Turnaround Time			Sampler:
City/State/Zip: Buffalo NY 14202	☐ CALENDAR DAYS ☐ WORKING DAYS			For Lab Use Only:
Phone:	TAT if different from Below STD			Walk-in Client:
Fax:	☐ 2 weeks			Lab Sampling:
Project Name: BP Sunbury Spring Event	☐ 1 week			
Site: BP Sunbury	☐ 2 days			Job / SDG No.:
PO# 60481767	☐ 1 day			

Sample Identification	Sample Date	Sample Time	Sample Type (C=Comp, G=Grab)	Matrix	# of Cont.	Filtered Sample (Y/N)	Perform MS/MSD (Y/N)	8260D - (MOD) TCL VOA 624.2 list 0.2mg/L HNO3 1/4 vials	Sample Specific Notes:
Quarry	4/15/24	1512	G	W	3	N	N	X	
B-38M-MS/MSD	4/16/24	0930	G	W	9	N	Y	X	
B-21M	4/16/24	1100	G	W	3	N	N	X	
FD-20240416	4/16/24	—	G	W	3	N	N	X	
B-22M	4/16/24	1153	G	W	3	N	N	X	
B-28M	4/16/24	1255	G	W	3	N	N	X	
B-29M	4/16/24	1410	G	W	3	N	N	X	
B-23M	4/16/24	1500	G	W	3	N	N	X	
B-56M	4/16/24	1545	G	W	3	N	N	X	
B-24M	4/16/24	1630	G	W	3	N	N	X	
B-46M	4/16/24	1715	G	W	3	N	N	X	
B-9M	4/17/24	1700	G	W	3	N	N	X	

Preservation Used: 1= Ice, 2= HCl; 3= H2SO4; 4=HNO3; 5=NaOH; 6= Other _____

Possible Hazard Identification:
Are any samples from a listed EPA Hazardous Waste? Please List any EPA Waste Codes for the sample in the Comments Section if the lab is to dispose of the sample.

☒ Non-Hazard ☐ Flammable ☐ Skin Irritant ☐ Poison B ☐ Unknown

Sample Disposal (A fee may be assessed if samples are retained longer than 1 month)

☐ Return to Client ☒ Disposal by Lab ☐ Archive for _____ Months

Special Instructions/QC Requirements & Comments:

240-203148 Chain of Custody

Custody Seals Intact: ☐ Yes ☐ No	Custody Seal No.:	Cooler Temp. (°C): Obs'd: _____ Corr'd: _____	Therm ID No.: _____

Relinquished by:	Company:	Date/Time:	Received by:	Company:	Date/Time:
Danielle VanMarter	AECOM	4/19/24 1500		EC	4-20-24 930
Relinquished by:	Company:	Date/Time:	Received by:	Company:	Date/Time:
Relinquished by:	Company:	Date/Time:	Received in Laboratory by:	Company:	Date/Time:

Chain of Custody Record

718642

eurofins | Environment Testing America

Address: _____

Regulatory Program: ☐ DW ☐ NPDES ☐ RCRA ☐ Other:

TAL-8210

Client Contact	Project Manager:	Site Contact:	Date:	COC No:
Company Name: AECOM	Tel/Email:	Lab Contact:	Carrier:	_____ of _____ COCs
Address: 50 Lakefront Blvd Suite 111	Analysis Turnaround Time			Sampler:
City/State/Zip: Buffalo, NY 14202	☐ CALENDAR DAYS ☐ WORKING DAYS			For Lab Use Only:
Phone:	TAT if different from Below STD			Walk-in Client:
Fax:	☐ 2 weeks			Lab Sampling:
Project Name: BP Sanborn Springville	☐ 1 week			
Site: BP Sanborn	☐ 2 days			Job / SDG No.:
PO# 60481767	☐ 1 day			

Sample Identification	Sample Date	Sample Time	Sample Type (C=Comp, G=Grab)	Matrix	# of Cont.	Filtered Sample (Y/N)	Perform MS / MSD (Y/N)	8260D -(MOD)TCL VOA and OLM03.1/4.2 analytes	Sample Specific Notes:
B-8M-MS/MSD	4/17/24	0905	G	W	9	N	Y	X	
FD-20240417	4/17/24	0945	G	W	3	N	N	X	
B-18M	4/17/24	0945	G	W	3	N	N	X	
B-14M	4/17/24	1035	G	W	3	N	N	X	
B-11M	4/17/24	1115	G	W	3	N	N	X	
B-16M	4/17/24	1200	G	W	3	N	N	X	
B-10M	4/17/24	1250	G	W	3	N	N	X	
B-41M	4/17/24	1405	G	W	3	N	N	X	
B-40M	4/17/24	1450	G	W	3	N	N	X	
B-39M	4/17/24	1530	G	W	3	N	N	X	
B-3M	4/17/24	1610	G	W	3	N	N	X	

Preservation Used: 1= Ice, 2= HCl; 3= H2SO4; 4=HNO3; 5=NaOH; 6= Other _____

Possible Hazard Identification:
Are any samples from a listed EPA Hazardous Waste? Please List any EPA Waste Codes for the sample in the Comments Section if the lab is to dispose of the sample.

☒ Non-Hazard ☐ Flammable ☐ Skin Irritant ☐ Poison B ☐ Unknown

Sample Disposal (A fee may be assessed if samples are retained longer than 1 month)

☐ Return to Client ☒ Disposal by Lab ☐ Archive for_____ Months

Special Instructions/QC Requirements & Comments:

Custody Seals Intact: ☐ Yes ☐ No	Custody Seal No.:	Cooler Temp. (°C): Obs'd:_____ Corr'd:_____	Therm ID No.:_____

Relinquished by:	Company:	Date/Time:	Received by:	Company:	Date/Time:
Danielle VanMaster	AECOM	4/19/24 1500		EC	4-20-24 930
Relinquished by:	Company:	Date/Time:	Received by:	Company:	Date/Time:
Relinquished by:	Company:	Date/Time:	Received in Laboratory by:	Company:	Date/Time:

Chain of Custody Record 718643

eurofins | Environment Testing America

Address: _____

Regulatory Program: ☐ DW ☐ NPDES ☐ RCRA ☐ Other:

TAL-8210

Client Contact	Project Manager:	Site Contact:	Date:	COC No:
Company Name: Aecom	Tel/Email:	Lab Contact:	Carrier:	_____ of _____ COCs
Address: 50 Lakefront Blvd Suite 111	Analysis Turnaround Time			Sampler:
City/State/Zip: Buffalo NY 14202	☐ CALENDAR DAYS ☐ WORKING DAYS			For Lab Use Only:
Phone:	TAT if different from Below STD			Walk-in Client:
Fax:	☐ 2 weeks			Lab Sampling:
Project Name: BP Sanborn Spring Event	☐ 1 week			
Site: BP Sanborn	☐ 2 days			Job / SDG No.:
PO # 60481767	☐ 1 day			

Sample Identification	Sample Date	Sample Time	Sample Type (C=Comp, G=Grab)	Matrix	# of Cont.	Filtered Sample (Y/N)	Perform MS / MSD (Y/N)	8260D_TCL 8260D_Tentative 8011 1/4.2 Analytes	Sample Specific Notes:
PW-1	4/17/24	1320	G	W	3	N	N	X	
P-3	4/17/24	1305	G	W	3	N	N	X	
P-4	4/17/24	1250	G	W	3	N	N	X	
PW-3	4/17/24	1106	G	W	3	N	N	X	
B-52M	4/18/24	0910	G	W	3	N	N	X	
B-53M	4/18/24	0935	G	W	3	N	N	X	
B-6M	4/18/24	1020	G	W	3	N	N	X	
B-50M	4/18/24	1055	G	W	3	N	N	X	
B-7M	4/18/24	1155	G	W	3	N	N	X	
B-12M	4/18/24	1240	G	W	3	N	N	X	
B-49M	4/18/24	1410	G	W	3	N	N	X	
B-48M	4/18/24	1445	G	W	3	N	N	X	

Preservation Used: 1= Ice, 2= HCl; 3= H2SO4; 4=HNO3; 5=NaOH; 6= Other _____

Possible Hazard Identification:
Are any samples from a listed EPA Hazardous Waste? Please List any EPA Waste Codes for the sample in the Comments Section if the lab is to dispose of the sample.

☑ Non-Hazard ☐ Flammable ☐ Skin Irritant ☐ Poison B ☐ Unknown

Sample Disposal (A fee may be assessed if samples are retained longer than 1 month)

☐ Return to Client ☒ Disposal by Lab ☐ Archive for _____ Months

Special Instructions/QC Requirements & Comments:

Custody Seals Intact: ☐ Yes ☐ No	Custody Seal No.:	Cooler Temp. (°C): Obs'd: _____ Corr'd: _____	Therm ID No.: _____

	Company:	Date/Time:		Company:	Date/Time:
Relinquished by: Danielle VanMarter	AECOM	4/19/24 @1500	Received by:	EC	4-20-24 930
Relinquished by:	Company:	Date/Time:	Received by:	Company:	Date/Time:
Relinquished by:	Company:	Date/Time:	Received in Laboratory by:	Company:	Date/Time:

Chain of Custody Record

718644

eurofins | Environment Testing America

Address: _____

Regulatory Program: ☐ DW ☐ NPDES ☐ RCRA ☐ Other:

TAL-8210

Client Contact	Project Manager:	Site Contact:	Date:	COC No:
Company Name: AECOM	Tel/Email:	Lab Contact:	Carrier:	____ of ____ COCs
Address: 50 Lakefront Blvd Suite 111	Analysis Turnaround Time			Sampler:
City/State/Zip: Buffalo, NY, 14202	☐ CALENDAR DAYS ☐ WORKING DAYS			For Lab Use Only:
Phone:	TAT if different from Below STD			Walk-in Client:
Fax:	☐ 2 weeks			Lab Sampling:
Project Name: BP Sanborn Spring Event	☐ 1 week			
Site: BP Sanborn	☐ 2 days			Job / SDG No.:
PO# 60481767	☐ 1 day			

Sample Identification	Sample Date	Sample Time	Sample Type (C=Comp, G=Grab)	Matrix	# of Cont.	Filtered Sample (Y/N)	Perform MS / MSD (Y/N)	8260D-(MOD)TCL VOLATILE OLM03.1/M.2 analyte	Sample Specific Notes:
B-19M	4/18/24	1530	G	W	3	N	N	X	
B-13M	4/18/24	1600	G	W	3	N	N	X	
B-42M	4/19/24	0950	G	W	3	N	N	X	
B-43M	4/19/24	1030	G	W	3	N	N	X	
B-44M	4/19/24	1110	G	W	3	N	N	X	
B-17M	4/19/24	1150	G	W	3	N	N	X	
B-33M	4/19/24	1240	G	W	3	N	N	X	
T-001	4/19/24	1310	G	W	3	N	N	X	
PW-4	4/19/24	1330	G	W	3	N	N	X	

Preservation Used: 1= Ice, 2= HCl; 3= H2SO4; 4=HNO3; 5=NaOH; 6= Other _____

Possible Hazard Identification:
Are any samples from a listed EPA Hazardous Waste? Please List any EPA Waste Codes for the sample in the Comments Section if the lab is to dispose of the sample.

☒ Non-Hazard ☐ Flammable ☐ Skin Irritant ☐ Poison B ☐ Unknown

Sample Disposal (A fee may be assessed if samples are retained longer than 1 month)

☐ Return to Client ☒ Disposal by Lab ☐ Archive for_____ Months

Special Instructions/QC Requirements & Comments:

Custody Seals Intact: ☐ Yes ☐ No	Custody Seal No.:	Cooler Temp. (°C): Obs'd:_____ Corr'd:_____	Therm ID No.:_____

Relinquished by:	Company:	Date/Time:	Received by:	Company:	Date/Time:
Danielle VanMaster	AECOM	4/19/24 @1500		EC	4-20-24 930
Relinquished by:	Company:	Date/Time:	Received by:	Company:	Date/Time:
Relinquished by:	Company:	Date/Time:	Received in Laboratory by:	Company:	Date/Time:

Eurofins – Cleveland Sample Receipt Form/Narrative **Login # :** _____
Barberton Facility

Client AECOM Site Name _____ Cooler unpacked by

Cooler Received on 4-20-24 Opened on 4-20-24

FedEx: 1st Grd Exp UPS FAS Waypoint Client Drop Off Eurofins Courier Other _____

Receipt After-hours Drop-off Date/Time _____ Storage Location _____

Eurofins Cooler # EC Foam Box Client Cooler Box Other _____

Packing material used Bubble Wrap Foam Plastic Bag None Other _____

COOLANT: Wet Ice Blue Ice Dry Ice Water None

1 Cooler temperature upon receipt ☑ See Multiple Cooler Form

IR GUN # 17 (CF 02 °C) Observed Cooler Temp._____°C Corrected Cooler Temp._____°C

2	Were tamper/custody seals on the outside of the cooler(s)? If Yes Quantity 4	Yes No
	-Were the seals on the outside of the cooler(s) signed & dated?	Yes No NA
	-Were tamper/custody seals on the bottle(s) or bottle kits (LLHg/MeHg)?	Yes No
	Were tamper/custody seals intact and uncompromised?	Yes No NA
3	Shippers' packing slip attached to the cooler(s)?	Yes No
4	Did custody papers accompany the sample(s)?	Yes No
5	Were the custody papers relinquished & signed in the appropriate place?	Yes No
6	Was/were the person(s) who collected the samples clearly identified on the COC?	Yes No
7	Did all bottles arrive in good condition (Unbroken)?	Yes No
8	Could all bottle labels (ID/Date/Time) be reconciled with the COC?	Yes No
9	For each sample, does the COC specify preservatives (Y/N), # of containers (Y/N), and sample type of grab/comp(Y/N)?	
10	Were correct bottle(s) used for the test(s) indicated?	Yes No
11	Sufficient quantity received to perform indicated analyses?	Yes No
12	Are these work share samples and all listed on the COC?	Yes No
	If yes, Questions 13-17 have been checked at the originating laboratory	
13	Were all preserved sample(s) at the correct pH upon receipt?	Yes No NA pH Strip Lot# HC329089
14.	Were VOAs on the COC?	Yes No
15	Were air bubbles >6 mm in any VOA vials? ● ← Larger than this	Yes No NA
16	Was a VOA trip blank present in the cooler(s)? Trip Blank Lot #_____	Yes No
17	Was a LL Hg or Me Hg trip blank present? _____	Yes No

Tests that are not checked for pH by Receiving:

VOAs
Oil and Grease
TOC

Contacted PM _____ Date _____ by _____ via Verbal Voice Mail Other

Concerning _____

18 CHAIN OF CUSTODY & SAMPLE DISCREPANCIES ☐ additional next page | Samples processed by:

received 6 TB's in cooler not on COC, will add to end of Job

19 SAMPLE CONDITION

Sample(s) _____ were received after the recommended holding time had expired.

Sample(s) _____ were received in a broken container

Sample(s) _____ were received with bubble >6 mm in diameter (Notify PM)

20 SAMPLE PRESERVATION

Sample(s) _____ were further preserved in the laboratory

Time preserved. _____ Preservative(s) added/Lot number(s) _____

VOA Sample Preservation - Date/Time VOAs Frozen. _____

Login # : ______________

Eurofins - Cleveland Sample Receipt Multiple Cooler Form

Cooler Description (Circle)	IR Gun # (Circle)	Observed Temp °C	Corrected Temp °C	Coolant (Circle)
EC Client Box Other	IR GUN #: 12	2.1	2.3	**Wet Ice** Blue Ice Dry Ice Water None
EC Client Box Other	IR GUN #:	2.5	2.7	Wet Ice Blue Ice Dry Ice Water None
EC Client Box Other	IR GUN #:			Wet Ice Blue Ice Dry Ice Water None
EC Client Box Other	IR GUN #:			Wet Ice Blue Ice Dry Ice Water None
EC Client Box Other	IR GUN #:			Wet Ice Blue Ice Dry Ice Water None
EC Client Box Other	IR GUN #:			Wet Ice Blue Ice Dry Ice Water None
EC Client Box Other	IR GUN #:			Wet Ice Blue Ice Dry Ice Water None
EC Client Box Other	IR GUN #:			Wet Ice Blue Ice Dry Ice Water None
EC Client Box Other	IR GUN #:			Wet Ice Blue Ice Dry Ice Water None
EC Client Box Other	IR GUN #:			Wet Ice Blue Ice Dry Ice Water None
EC Client Box Other	IR GUN #:			Wet Ice Blue Ice Dry Ice Water None
EC Client Box Other	IR GUN #:			Wet Ice Blue Ice Dry Ice Water None
EC Client Box Other	IR GUN #:			Wet Ice Blue Ice Dry Ice Water None
EC Client Box Other	IR GUN #:			Wet Ice Blue Ice Dry Ice Water None
EC Client Box Other	IR GUN #:			Wet Ice Blue Ice Dry Ice Water None
EC Client Box Other	IR GUN #:			Wet Ice Blue Ice Dry Ice Water None
EC Client Box Other	IR GUN #:			Wet Ice Blue Ice Dry Ice Water None
EC Client Box Other	IR GUN #:			Wet Ice Blue Ice Dry Ice Water None
EC Client Box Other	IR GUN #:			Wet Ice Blue Ice Dry Ice Water None
EC Client Box Other	IR GUN #:			Wet Ice Blue Ice Dry Ice Water None
EC Client Box Other	IR GUN #:			Wet Ice Blue Ice Dry Ice Water None
EC Client Box Other	IR GUN #:			Wet Ice Blue Ice Dry Ice Water None
EC Client Box Other	IR GUN #:			Wet Ice Blue Ice Dry Ice Water None
EC Client Box Other	IR GUN #:			Wet Ice Blue Ice Dry Ice Water None
EC Client Box Other	IR GUN #:			Wet Ice Blue Ice Dry Ice Water None
EC Client Box Other	IR GUN #:			Wet Ice Blue Ice Dry Ice Water None
EC Client Box Other	IR GUN #:			Wet Ice Blue Ice Dry Ice Water None
EC Client Box Other	IR GUN #:			Wet Ice Blue Ice Dry Ice Water None
EC Client Box Other	IR GUN #:			Wet Ice Blue Ice Dry Ice Water None
EC Client Box Other	IR GUN #:			Wet Ice Blue Ice Dry Ice Water None
EC Client Box Other	IR GUN #:			Wet Ice Blue Ice Dry Ice Water None
EC Client Box Other	IR GUN #:			Wet Ice Blue Ice Dry Ice Water None
EC Client Box Other	IR GUN #:			Wet Ice Blue Ice Dry Ice Water None
EC Client Box Other	IR GUN #:			Wet Ice Blue Ice Dry Ice Water None

☐ See Temperature Excursion Form

WI-NC-099 Cooler Receipt Form Page 2 – Multiple Coolers

4/20/2024

Login Container Summary Report

240-203148

5/2/2024

Temperature readings _____

Client Sample ID	Lab ID	Container Type	Container pH	Container Temp	Preservation Added	Preservation Lot Number
QUERRY	240-203148-A-1	Voa Vial 40ml Hydrochloric Acid				
QUERRY	240 203148-B-1	Voa Vial 40ml - Hydrochloric Acid				
QUERRY	240-203148-C-1	Voa Vial 40ml - Hydrochloric Acid				
B-38M-MS/MSD	240-203148 A 2	Voa Vial 40ml - Hydrochloric Acid				
B-38M MS/MSD	240-203148-A-2 MS	Voa Vial 40ml - Hydrochloric Acid				
B-38M-MS/MSD	240-203148-A-2 MSD	Voa Vial 40ml Hydrochloric Acid				
B-38M MS/MSD	240-203148-B-2	Voa Vial 40ml - Hydrochloric Acid				
B-38M-MS/MSD	240-203148-B-2 MS	Voa Vial 40ml - Hydrochloric Acid				
B-38M-MS/MSD	240-203148-B-2 MSD	Voa Vial 40ml - Hydrochloric Acid				
B-38M-MS/MSD	240-203148-C-2	Voa Vial 40ml - Hydrochloric Acid				
B-38M MS/MSD	240-203148-C-2 MS	Voa Vial 40ml - Hydrochloric Acid				
B-38M-MS/MSD	240-203148-C-2 MSD	Voa Vial 40ml - Hydrochloric Acid				
B-21M	240-203148-A 3	Voa Vial 40ml - Hydrochloric Acid				
B-21M	240 203148-B-3	Voa Vial 40ml - Hydrochloric Acid				
B-21M	240 203148-C-3	Voa Vial 40ml - Hydrochloric Acid				
FD-20240416	240-203148-A-4	Voa Vial 40ml Hydrochloric Acid				
FD-20240416	240-203148-B-4	Voa Vial 40ml - Hydrochloric Acid				
FD-20240416	240-203148-C-4	Voa Vial 40ml - Hydrochloric Acid				
B-22M	240-203148-A-5	Voa Vial 40ml - Hydrochloric Acid				
B-22M	240-203148 B-5	Voa Vial 40ml - Hydrochloric Acid				
B-22M	240-203148-C-5	Voa Vial 40ml - Hydrochloric Acid				
B-28M	240-203148-A-6	Voa Vial 40ml - Hydrochloric Acid				
B-28M	240-203148 B-6	Voa Vial 40ml - Hydrochloric Acid				
B-28M	240-203148-C-6	Voa Vial 40ml - Hydrochloric Acid				
B-29M	240-203148-A-7	Voa Vial 40ml - Hydrochloric Acid				
B-29M	240-203148-B-7	Voa Vial 40ml - Hydrochloric Acid				
B-29M	240-203148-C-7	Voa Vial 40ml Hydrochloric Acid				
B-23M	240-203148-A-8	Voa Vial 40ml - Hydrochloric Acid				
B-23M	240-203148 B-8	Voa Vial 40ml - Hydrochloric Acid				
B-23M	240-203148-C-8	Voa Vial 40ml Hydrochloric Acid				
B-56M	240-203148-A-9	Voa Vial 40ml - Hydrochloric Acid				
B-56M	240 203148-B-9	Voa Vial 40ml Hydrochloric Acid				
B-56M	240 203148-C-9	Voa Vial 40ml Hydrochloric Acid				

Client Sample ID	Lab ID	Container Type	Container pH	Container Temp	Preservation Added	Preservation Lot Number
B-24M	240-203148-A-10	Voa Vial 40ml - Hydrochloric Acid				
B-24M	240 203148 B-10	Voa Vial 40ml - Hydrochloric Acid				
B-24M	240-203148-C-10	Voa Vial 40ml - Hydrochloric Acid				
B-46M	240-203148-A-11	Voa Vial 40ml - Hydrochloric Acid				
B-46M	240-203148 B-11	Voa Vial 40ml - Hydrochloric Acid				
B-46M	240-203148-C-11	Voa Vial 40ml - Hydrochloric Acid				
B-9M	240-203148-A 12	Voa Vial 40ml Hydrochloric Acid				
B-9M	240-203148-B-12	Voa Vial 40ml - Hydrochloric Acid				
B-9M	240-203148-C-12	Voa Vial 40ml - Hydrochloric Acid				
B-8M-MS/MSD	240-203148-A-13	Voa Vial 40ml - Hydrochloric Acid				
B-8M-MS/MSD	240-203148 A-13 MS	Voa Vial 40ml Hydrochloric Acid				
B-8M-MS/MSD	240-203148-A-13 MSD	Voa Vial 40ml - Hydrochloric Acid				
B-8M-MS/MSD	240-203148-B-13	Voa Vial 40ml Hydrochloric Acid				
B-8M-MS/MSD	240-203148-B 13 MS	Voa Vial 40ml - Hydrochloric Acid				
B-8M-MS/MSD	240-203148-B-13 MSD	Voa Vial 40ml - Hydrochloric Acid				
B-8M-MS/MSD	240-203148-C-13	Voa Vial 40ml Hydrochloric Acid				
B-8M-MS/MSD	240-203148-C-13 MS	Voa Vial 40ml - Hydrochloric Acid				
B-8M-MS/MSD	240-203148-C-13 MSD	Voa Vial 40ml Hydrochloric Acid				
FD-20240417	240 203148-A-14	Voa Vial 40ml - Hydrochloric Acid				
FD-20240417	240 203148-B 14	Voa Vial 40ml - Hydrochloric Acid				
FD-20240417	240-203148-C-14	Voa Vial 40ml Hydrochloric Acid				
B-18M	240-203148-A-15	Voa Vial 40ml - Hydrochloric Acid				
B-18M	240-203148-B 15	Voa Vial 40ml Hydrochloric Acid				
B-18M	240-203148-C-15	Voa Vial 40ml - Hydrochloric Acid				
B-14M	240-203148-A 16	Voa Vial 40ml Hydrochloric Acid				
B-14M	240-203148-B-16	Voa Vial 40ml - Hydrochloric Acid				
B-14M	240-203148-C-16	Voa Vial 40ml Hydrochloric Acid				
B-11M	240-203148-A-17	Voa Vial 40ml - Hydrochloric Acid				
B-11M	240-203148-B 17	Voa Vial 40ml Hydrochloric Acid				
B-11M	240-203148-C-17	Voa Vial 40ml - Hydrochloric Acid				
B-16M	240-203148-A 18	Voa Vial 40ml Hydrochloric Acid				
B-16M	240-203148-B 18	Voa Vial 40ml Hydrochloric Acid				
B-16M	240-203148-C-18	Voa Vial 40ml - Hydrochloric Acid				
B-10M	240-203148 A 19	Voa Vial 40ml Hydrochloric Acid				
B-10M	240-203148-B 19	Voa Vial 40ml - Hydrochloric Acid				
B-10M	240-203148-C-19	Voa Vial 40ml - Hydrochloric Acid				

Client Sample ID	Lab ID	Container Type	Container pH	Container Temp	Preservation Added	Preservation Lot Number
B-41M	240 203148-A 20	Voa Vial 40ml - Hydrochloric Acid				
B-41M	240-203148-B-20	Voa Vial 40ml Hydrochloric Acid				
B-41M	240-203148-C-20	Voa Vial 40ml - Hydrochloric Acid				
B-40M	240-203148-A-21	Voa Vial 40ml Hydrochloric Acid				
B-40M	240 203148-B-21	Voa Vial 40ml - Hydrochloric Acid				
B-40M	240-203148-C-21	Voa Vial 40ml - Hydrochloric Acid				
B-39M	240-203148 A 22	Voa Vial 40ml - Hydrochloric Acid				
B-39M	240-203148-B-22	Voa Vial 40ml - Hydrochloric Acid				
B-39M	240-203148-C-22	Voa Vial 40ml - Hydrochloric Acid				
B-3M	240-203148-A-23	Voa Vial 40ml Hydrochloric Acid				
B-3M	240 203148-B 23	Voa Vial 40ml - Hydrochloric Acid				
B-3M	240-203148-C-23	Voa Vial 40ml - Hydrochloric Acid				
PW 1	240-203148 A 24	Voa Vial 40ml - Hydrochloric Acid				
PW 1	240-203148-B-24	Voa Vial 40ml - Hydrochloric Acid				
PW-1	240 203148-C-24	Voa Vial 40ml - Hydrochloric Acid				
P-3	240-203148-A-25	Voa Vial 40ml - Hydrochloric Acid				
P-3	240-203148 B-25	Voa Vial 40ml - Hydrochloric Acid				
P-3	240-203148-C-25	Voa Vial 40ml Hydrochloric Acid				
P-4	240-203148 A 26	Voa Vial 40ml - Hydrochloric Acid				
P-4	240-203148-B-26	Voa Vial 40ml Hydrochloric Acid				
P-4	240-203148-C-26	Voa Vial 40ml - Hydrochloric Acid				
PW-3	240-203148-A-27	Voa Vial 40ml - Hydrochloric Acid				
PW 3	240-203148-B-27	Voa Vial 40ml - Hydrochloric Acid				
PW-3	240-203148-C-27	Voa Vial 40ml - Hydrochloric Acid				
B 52M	240-203148-A-28	Voa Vial 40ml - Hydrochloric Acid				
B-52M	240-203148-B-28	Voa Vial 40ml - Hydrochloric Acid				
B 52M	240-203148-C-28	Voa Vial 40ml - Hydrochloric Acid				
B 53M	240-203148-A-29	Voa Vial 40ml - Hydrochloric Acid				
B 53M	240-203148-B-29	Voa Vial 40ml Hydrochloric Acid				
B-53M	240-203148-C-29	Voa Vial 40ml - Hydrochloric Acid				
B 6M	240-203148-A 30	Voa Vial 40ml Hydrochloric Acid				
B 6M	240 203148-B-30	Voa Vial 40ml - Hydrochloric Acid				
B-6M	240 203148-C-30	Voa Vial 40ml - Hydrochloric Acid				
B 50M	240 203148 A-31	Voa Vial 40ml - Hydrochloric Acid				
B 50M	240 203148-B-31	Voa Vial 40ml - Hydrochloric Acid				
B-50M	240 203148-C-31	Voa Vial 40ml - Hydrochloric Acid				
B-7M	240-203148-A 32	Voa Vial 40ml - Hydrochloric Acid				
B-7M	240-203148-B-32	Voa Vial 40ml - Hydrochloric Acid				

Client Sample ID	Lab ID	Container Type	Container pH	Container Temp	Preservation Added	Preservation Lot Number
B-7M	240 203148-C-32	Voa Vial 40ml Hydrochloric Acid				
B-12M	240-203148 A-33	Voa Vial 40ml - Hydrochloric Acid				
B-12M	240-203148 B-33	Voa Vial 40ml - Hydrochloric Acid				
B-12M	240-203148-C-33	Voa Vial 40ml Hydrochloric Acid				
B-49M	240-203148-A 34	Voa Vial 40ml - Hydrochloric Acid				
B-49M	240-203148-B-34	Voa Vial 40ml - Hydrochloric Acid				
B-49M	240-203148-C-34	Voa Vial 40ml - Hydrochloric Acid				
B-48M	240-203148-A-35	Voa Vial 40ml - Hydrochloric Acid				
B-48M	240-203148-B 35	Voa Vial 40ml - Hydrochloric Acid				
B-48M	240-203148-C-35	Voa Vial 40ml Hydrochloric Acid				
B-19M	240-203148-A-36	Voa Vial 40ml - Hydrochloric Acid				
B-19M	240-203148 B-36	Voa Vial 40ml - Hydrochloric Acid				
B-19M	240-203148-C-36	Voa Vial 40ml - Hydrochloric Acid				
B-13M	240-203148-A 37	Voa Vial 40ml - Hydrochloric Acid				
B-13M	240-203148-B-37	Voa Vial 40ml Hydrochloric Acid				
B-13M	240 203148-C-37	Voa Vial 40ml - Hydrochloric Acid				
B-42M	240-203148 A-38	Voa Vial 40ml - Hydrochloric Acid				
B-42M	240-203148-B-38	Voa Vial 40ml Hydrochloric Acid				
B-42M	240-203148-C-38	Voa Vial 40ml - Hydrochloric Acid				
B-43M	240-203148-A-39	Voa Vial 40ml Hydrochloric Acid				
B-43M	240-203148 B-39	Voa Vial 40ml - Hydrochloric Acid				
B-43M	240-203148-C-39	Voa Vial 40ml Hydrochloric Acid				
B-44M	240-203148 A-40	Voa Vial 40ml - Hydrochloric Acid				
B-44M	240-203148-B-40	Voa Vial 40ml - Hydrochloric Acid				
B-44M	240-203148-C-40	Voa Vial 40ml - Hydrochloric Acid				
B-17M	240-203148-A-41	Voa Vial 40ml - Hydrochloric Acid				
B-17M	240-203148-B-41	Voa Vial 40ml - Hydrochloric Acid				
B-17M	240-203148-C-41	Voa Vial 40ml - Hydrochloric Acid				
B-33M	240-203148 A-42	Voa Vial 40ml Hydrochloric Acid				
B-33M	240-203148-B-42	Voa Vial 40ml - Hydrochloric Acid				
B-33M	240-203148-C-42	Voa Vial 40ml Hydrochloric Acid				
T-001	240-203148-A-43	Voa Vial 40ml - Hydrochloric Acid				
T-001	240-203148-B-43	Voa Vial 40ml - Hydrochloric Acid				
T-001	240-203148-C-43	Voa Vial 40ml Hydrochloric Acid				
PW-4	240-203148-A-44	Voa Vial 40ml - Hydrochloric Acid				
PW-4	240-203148-B-44	Voa Vial 40ml - Hydrochloric Acid				
PW-4	240-203148-C-44	Voa Vial 40ml Hydrochloric Acid				
TRIP BLANKS	240-203148-A-45	Voa Vial 40ml - Hydrochloric Acid				

Client Sample ID	Lab ID	Container Type	Container pH	Container Temp	Preservation Added	Preservation Lot Number
TRIP BLANKS	240 203148 B-45	Voa Vial 40ml - Hydrochloric Acid				
TRIP BLANKS	240-203148-C-45	Voa Vial 40ml - Hydrochloric Acid				
TRIP BLANKS	240-203148-D-45	Voa Vial 40ml - Hydrochloric Acid				
TRIP BLANKS	240-203148-E-45	Voa Vial 40ml Hydrochloric Acid				
TRIP BLANKS	240-203148-F-45	Voa Vial 40ml - Hydrochloric Acid				

Appendix C

Water Quality Time Series Plots January 2001 through April 2024

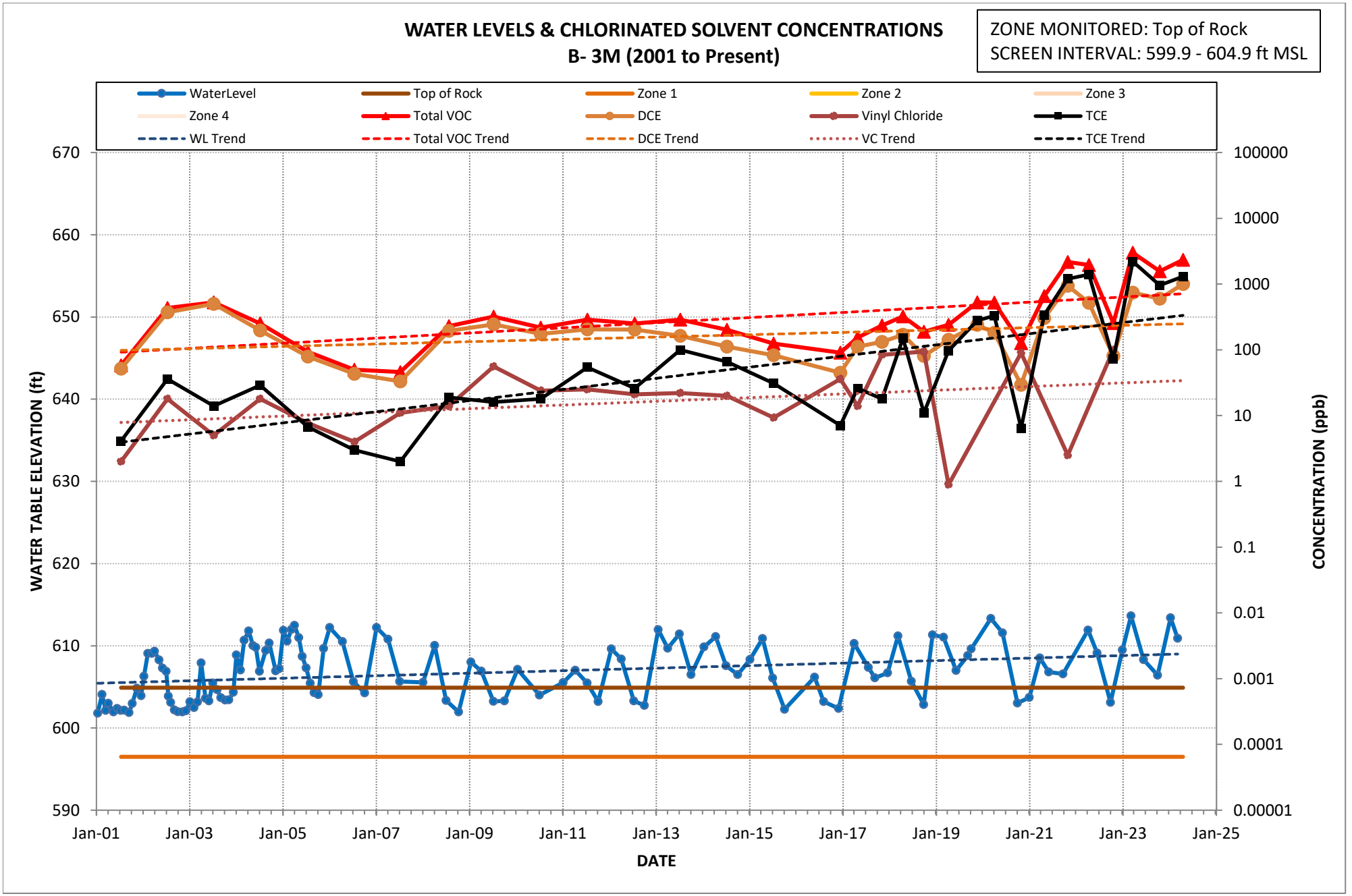
WATER LEVELS & CHLORINATED SOLVENT CONCENTRATIONS
B- 3M (2001 to Present)
ZONE MONITORED: Top of Rock
SCREEN INTERVAL: 599.9 - 604.9 ft MSL
WaterLevel
Top of Rock
Zone 1
Zone 2
Zone 3
Zone 4
Total VOC
DCE
Vinyl Chloride
TCE
WL Trend
Total VOC Trend
DCE Trend
VC Trend
TCE Trend
WATER TABLE ELEVATION (ft)
CONCENTRATION (ppb)
DATE
670
660
650
640
630
620
610
600
590
100000
10000
1000
100
10
1
0.1
0.01
0.001
0.0001
0.00001
Jan-01
Jan-03
Jan-05
Jan-07
Jan-09
Jan-11
Jan-13
Jan-15
Jan-17
Jan-19
Jan-21
Jan-23
Jan-25

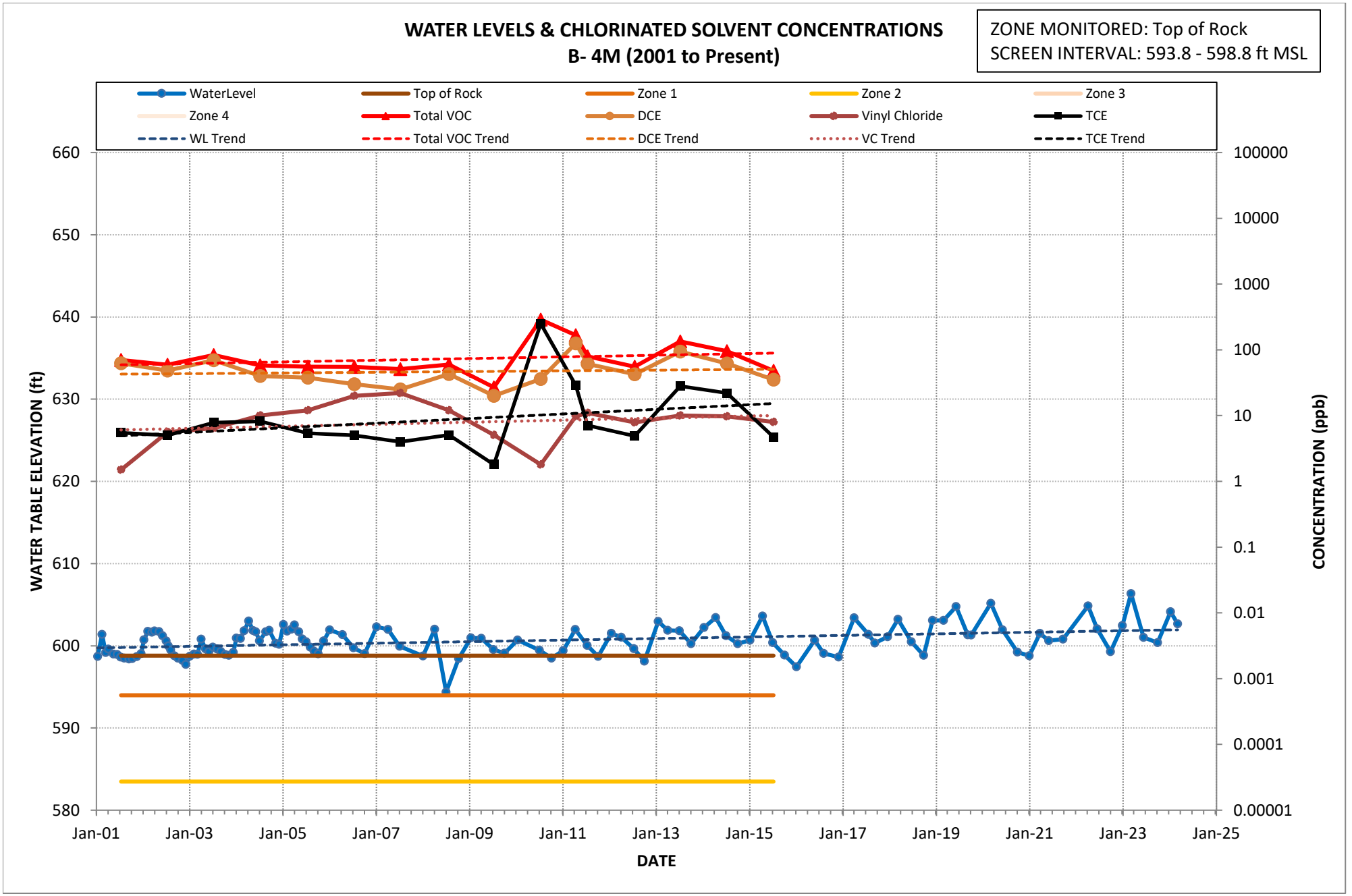
WATER LEVELS & CHLORINATED SOLVENT CONCENTRATIONS
B- 4M (2001 to Present)
ZONE MONITORED: Top of Rock
SCREEN INTERVAL: 593.8 - 598.8 ft MSL
WaterLevel
Top of Rock
Zone 1
Zone 2
Zone 3
Zone 4
Total VOC
DCE
Vinyl Chloride
TCE
WL Trend
Total VOC Trend
DCE Trend
VC Trend
TCE Trend
WATER TABLE ELEVATION (ft)
CONCENTRATION (ppb)
DATE
660
650
640
630
620
610
600
590
580
100000
10000
1000
100
10
1
0.1
0.01
0.001
0.0001
0.00001
Jan-01
Jan-03
Jan-05
Jan-07
Jan-09
Jan-11
Jan-13
Jan-15
Jan-17
Jan-19
Jan-21
Jan-23
Jan-25

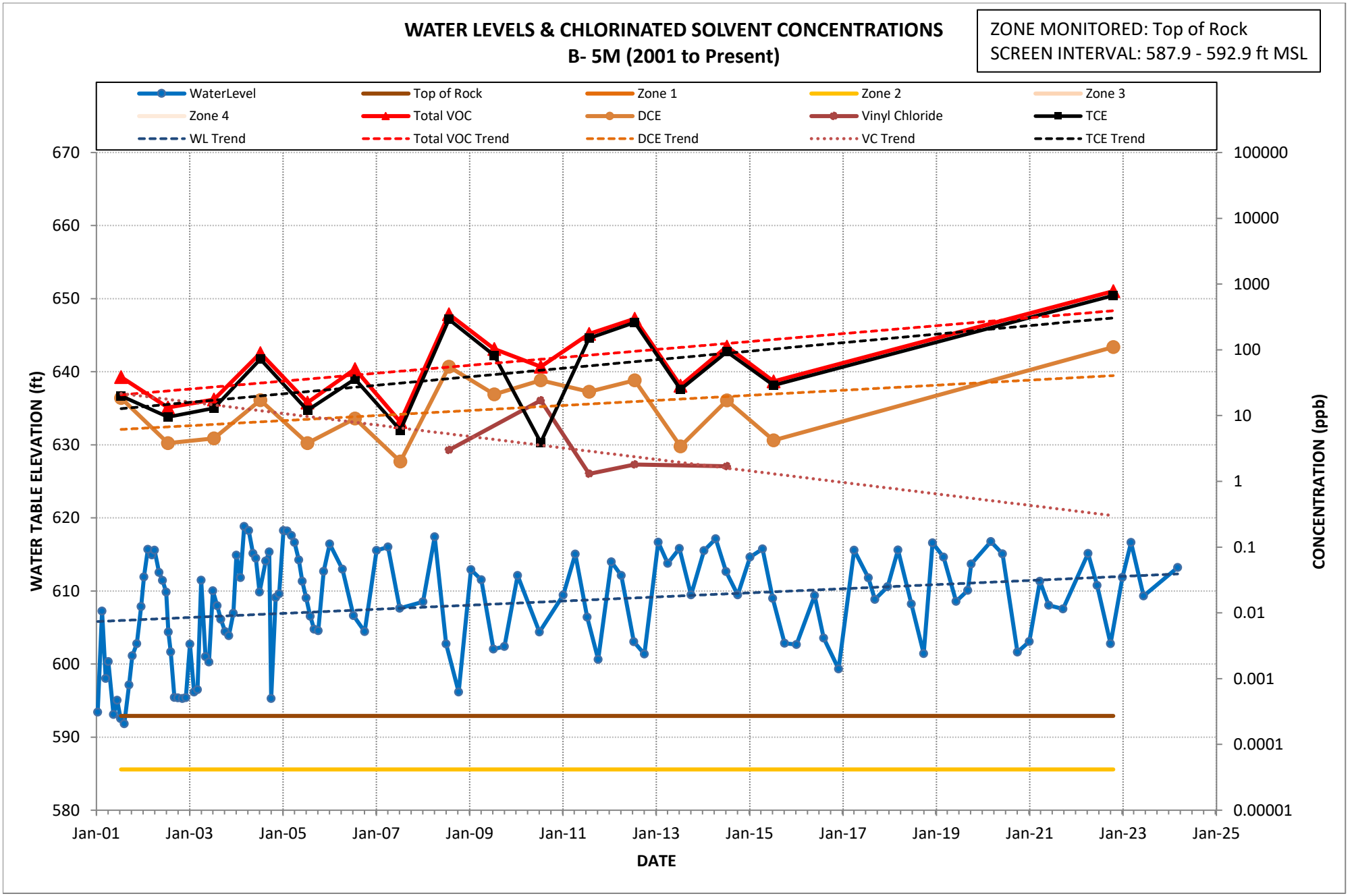
WATER LEVELS & CHLORINATED SOLVENT CONCENTRATIONS
B- 5M (2001 to Present)
ZONE MONITORED: Top of Rock
SCREEN INTERVAL: 587.9 - 592.9 ft MSL
WaterLevel
Top of Rock
Zone 1
Zone 2
Zone 3
Zone 4
Total VOC
DCE
Vinyl Chloride
TCE
WL Trend
Total VOC Trend
DCE Trend
VC Trend
TCE Trend
WATER TABLE ELEVATION (ft)
CONCENTRATION (ppb)
DATE
670
660
650
640
630
620
610
600
590
580
100000
10000
1000
100
10
1
0.1
0.01
0.001
0.0001
0.00001
Jan-01
Jan-03
Jan-05
Jan-07
Jan-09
Jan-11
Jan-13
Jan-15
Jan-17
Jan-19
Jan-21
Jan-23
Jan-25

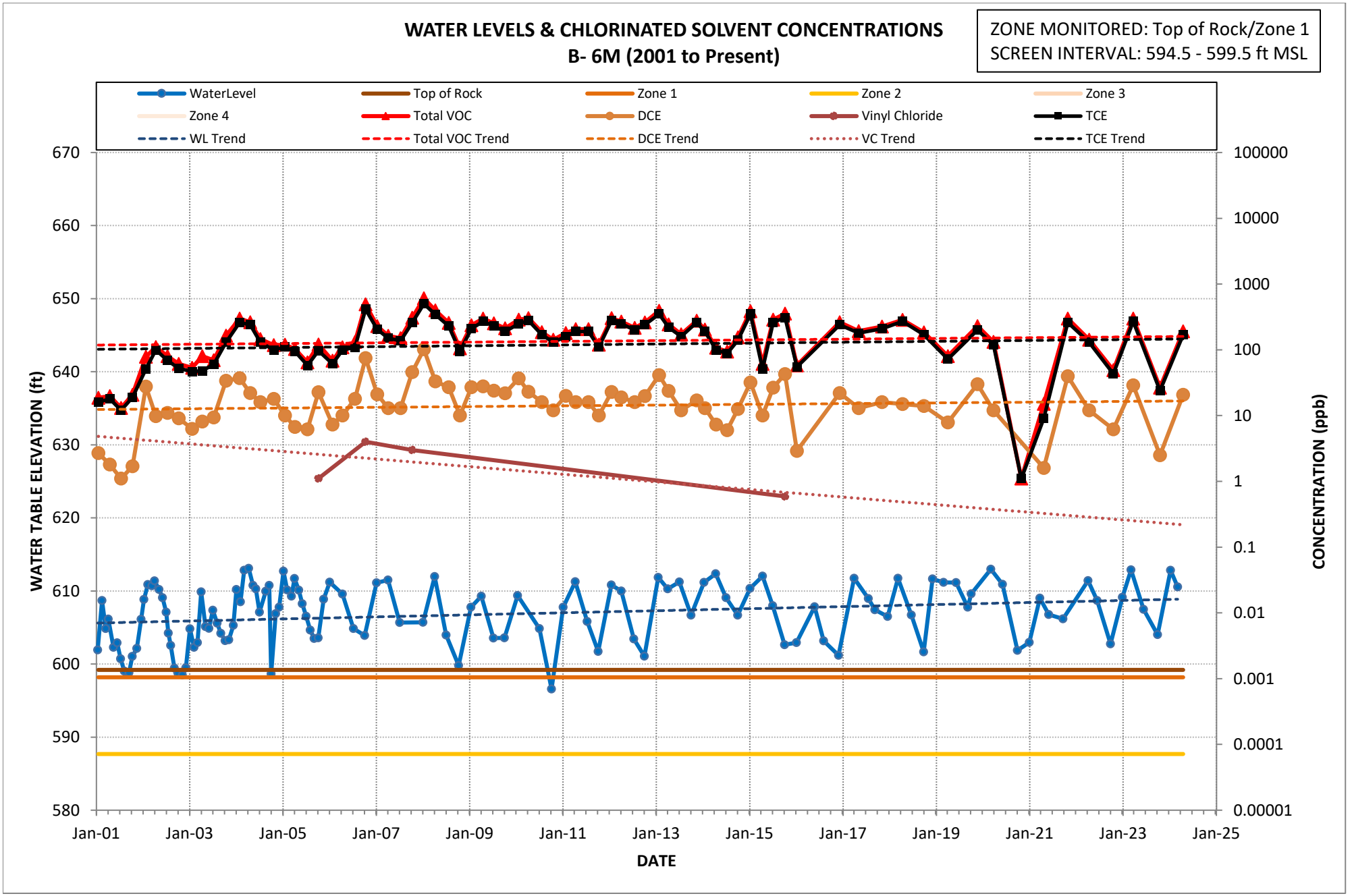
WATER LEVELS & CHLORINATED SOLVENT CONCENTRATIONS
B- 6M (2001 to Present)
ZONE MONITORED: Top of Rock/Zone 1
SCREEN INTERVAL: 594.5 - 599.5 ft MSL
WaterLevel
Top of Rock
Zone 1
Zone 2
Zone 3
Zone 4
Total VOC
DCE
Vinyl Chloride
TCE
WL Trend
Total VOC Trend
DCE Trend
VC Trend
TCE Trend
WATER TABLE ELEVATION (ft)
CONCENTRATION (ppb)
DATE
670
660
650
640
630
620
610
600
590
580
100000
10000
1000
100
10
1
0.1
0.01
0.001
0.0001
0.00001
Jan-01
Jan-03
Jan-05
Jan-07
Jan-09
Jan-11
Jan-13
Jan-15
Jan-17
Jan-19
Jan-21
Jan-23
Jan-25

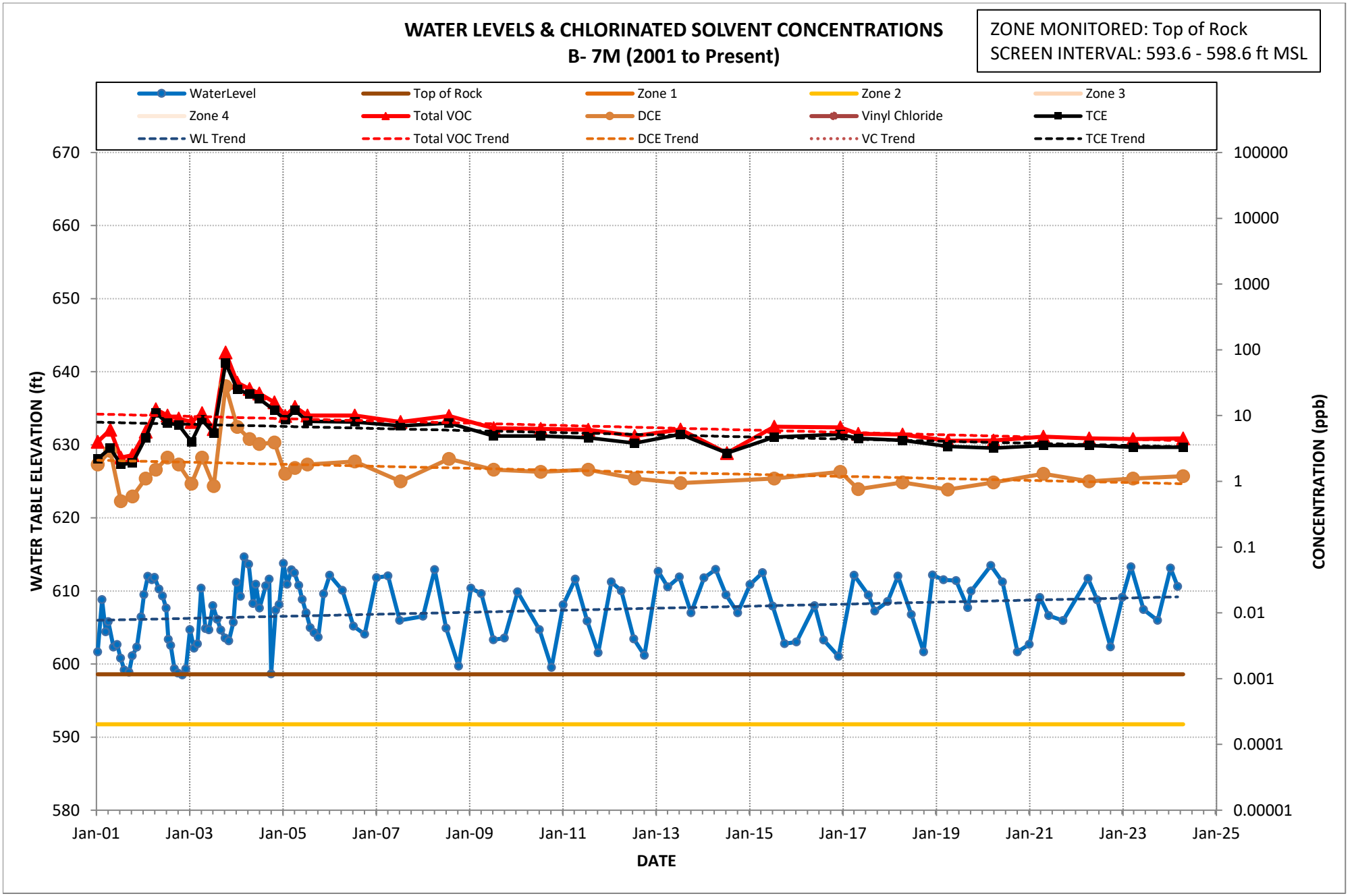
WATER LEVELS & CHLORINATED SOLVENT CONCENTRATIONS
B- 7M (2001 to Present)
ZONE MONITORED: Top of Rock
SCREEN INTERVAL: 593.6 - 598.6 ft MSL
WaterLevel
Top of Rock
Zone 1
Zone 2
Zone 3
Zone 4
Total VOC
DCE
Vinyl Chloride
TCE
WL Trend
Total VOC Trend
DCE Trend
VC Trend
TCE Trend
WATER TABLE ELEVATION (ft)
CONCENTRATION (ppb)
DATE
670
660
650
640
630
620
610
600
590
580
100000
10000
1000
100
10
1
0.1
0.01
0.001
0.0001
0.00001
Jan-01
Jan-03
Jan-05
Jan-07
Jan-09
Jan-11
Jan-13
Jan-15
Jan-17
Jan-19
Jan-21
Jan-23
Jan-25

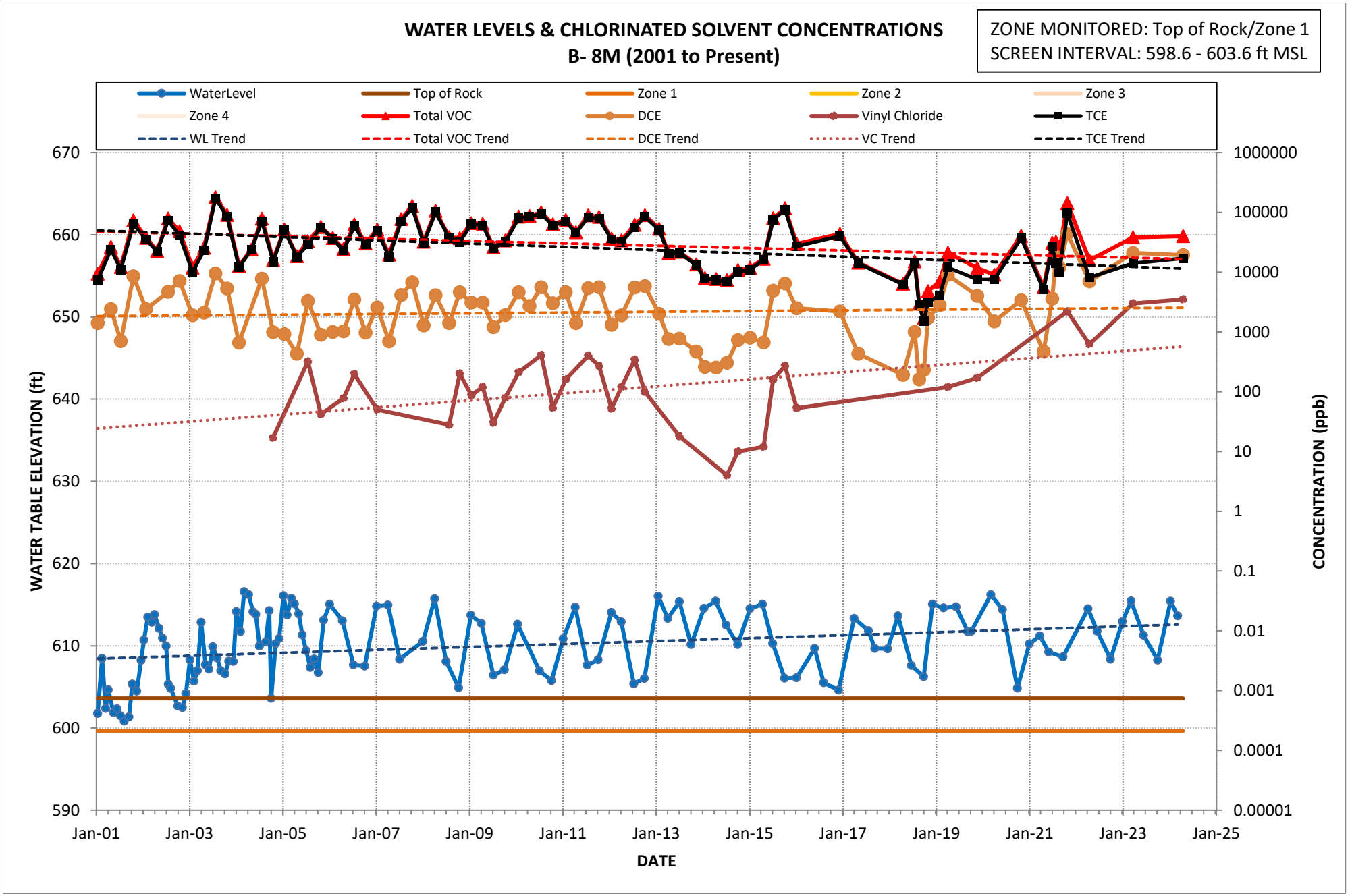
WATER LEVELS & CHLORINATED SOLVENT CONCENTRATIONS
B- 8M (2001 to Present)
ZONE MONITORED: Top of Rock/Zone 1
SCREEN INTERVAL: 598.6 - 603.6 ft MSL
WaterLevel
Top of Rock
Zone 1
Zone 2
Zone 3
Zone 4
Total VOC
DCE
Vinyl Chloride
TCE
WL Trend
Total VOC Trend
DCE Trend
VC Trend
TCE Trend
WATER TABLE ELEVATION (ft)
CONCENTRATION (ppb)
DATE
670
660
650
640
630
620
610
600
590
1000000
100000
10000
1000
100
10
1
0.1
0.01
0.001
0.0001
0.00001
Jan-01
Jan-03
Jan-05
Jan-07
Jan-09
Jan-11
Jan-13
Jan-15
Jan-17
Jan-19
Jan-21
Jan-23
Jan-25

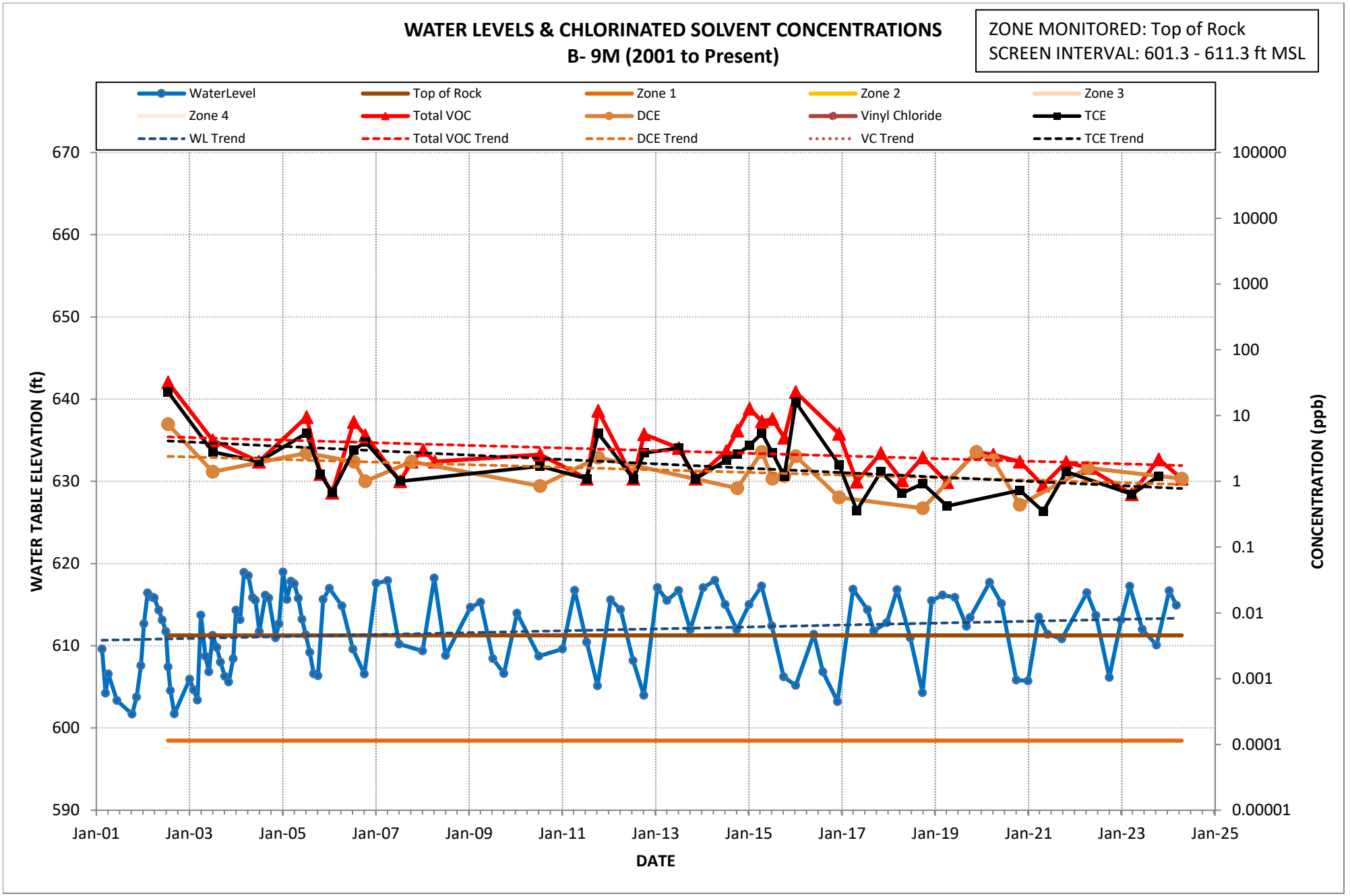
WATER LEVELS & CHLORINATED SOLVENT CONCENTRATIONS
B- 9M (2001 to Present)
ZONE MONITORED: Top of Rock
SCREEN INTERVAL: 601.3 - 611.3 ft MSL
WaterLevel
Top of Rock
Zone 1
Zone 2
Zone 3
Zone 4
Total VOC
DCE
Vinyl Chloride
TCE
WL Trend
Total VOC Trend
DCE Trend
VC Trend
TCE Trend
WATER TABLE ELEVATION (ft)
CONCENTRATION (ppb)
DATE
670
660
650
640
630
620
610
600
590
100000
10000
1000
100
10
1
0.1
0.01
0.001
0.0001
0.00001
Jan-01
Jan-03
Jan-05
Jan-07
Jan-09
Jan-11
Jan-13
Jan-15
Jan-17
Jan-19
Jan-21
Jan-23
Jan-25

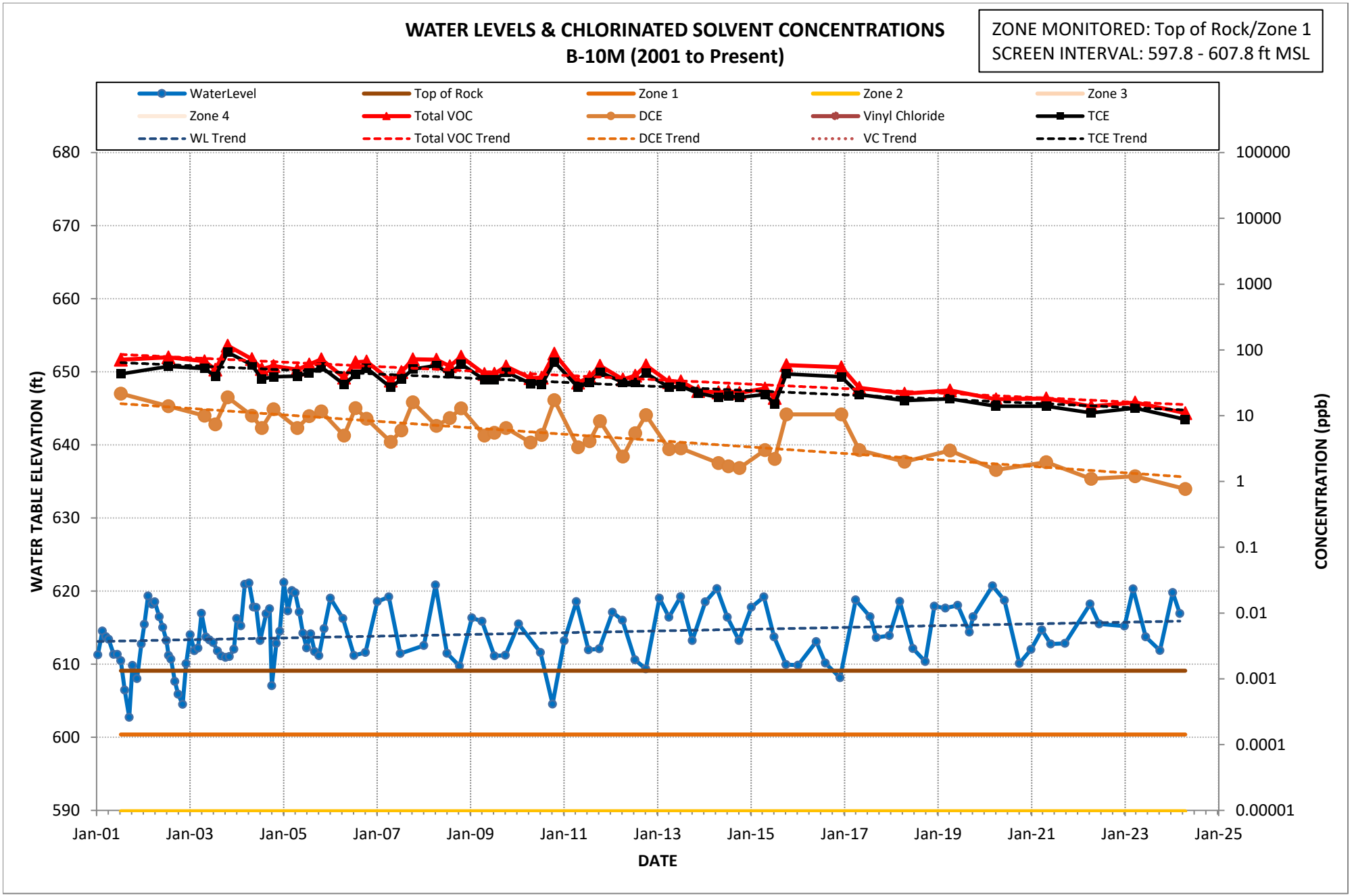
WATER LEVELS & CHLORINATED SOLVENT CONCENTRATIONS
B-10M (2001 to Present)
ZONE MONITORED: Top of Rock/Zone 1
SCREEN INTERVAL: 597.8 - 607.8 ft MSL
WaterLevel
Top of Rock
Zone 1
Zone 2
Zone 3
Zone 4
Total VOC
DCE
Vinyl Chloride
TCE
WL Trend
Total VOC Trend
DCE Trend
VC Trend
TCE Trend
WATER TABLE ELEVATION (ft)
CONCENTRATION (ppb)
DATE
680
670
660
650
640
630
620
610
600
590
100000
10000
1000
100
10
1
0.1
0.01
0.001
0.0001
0.00001
Jan-01
Jan-03
Jan-05
Jan-07
Jan-09
Jan-11
Jan-13
Jan-15
Jan-17
Jan-19
Jan-21
Jan-23
Jan-25

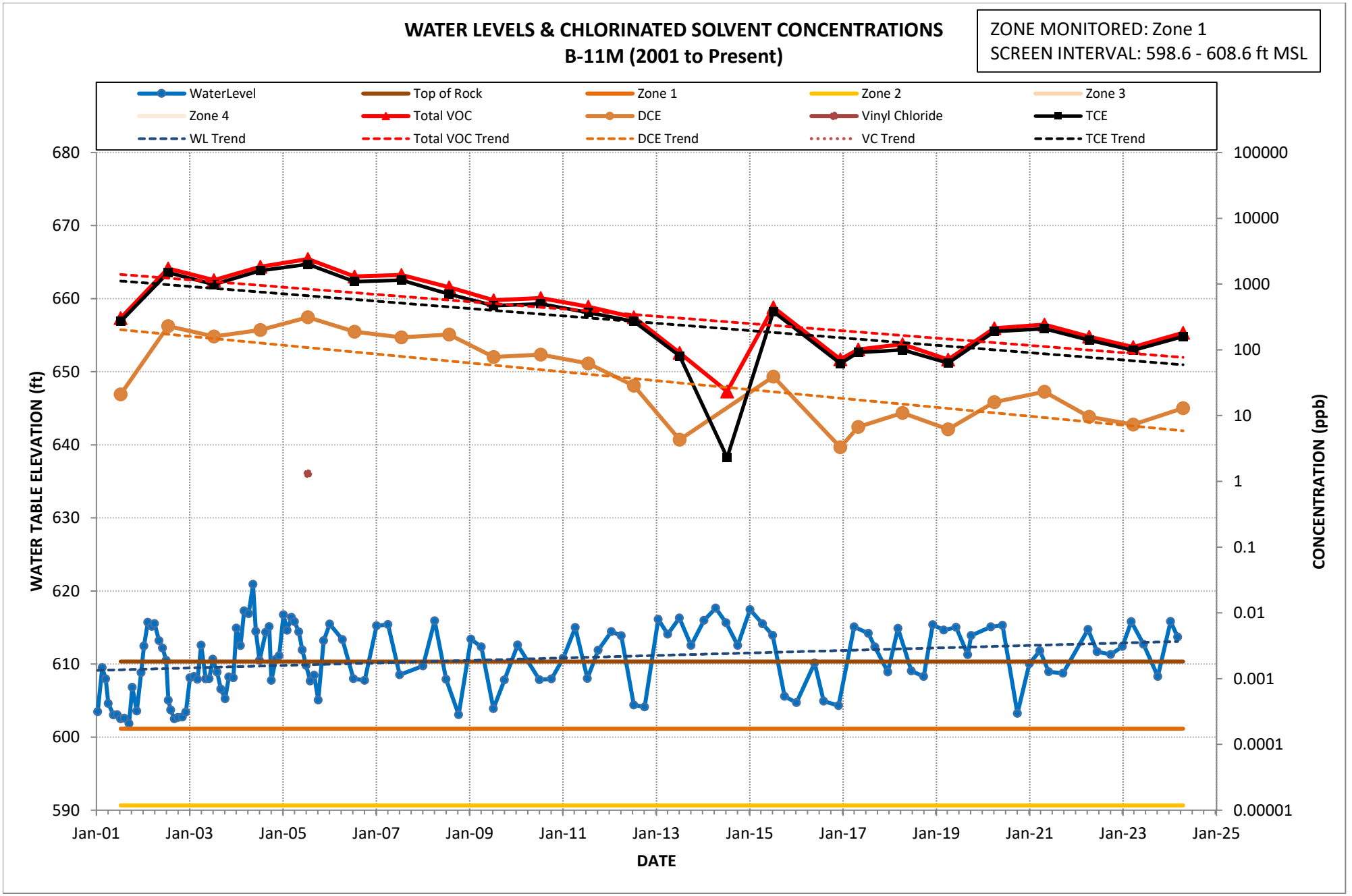
WATER LEVELS & CHLORINATED SOLVENT CONCENTRATIONS
B-11M (2001 to Present)
ZONE MONITORED: Zone 1
SCREEN INTERVAL: 598.6 - 608.6 ft MSL
WaterLevel
Top of Rock
Zone 1
Zone 2
Zone 3
Zone 4
Total VOC
DCE
Vinyl Chloride
TCE
WL Trend
Total VOC Trend
DCE Trend
VC Trend
TCE Trend
WATER TABLE ELEVATION (ft)
CONCENTRATION (ppb)
DATE
680
670
660
650
640
630
620
610
600
590
100000
10000
1000
100
10
1
0.1
0.01
0.001
0.0001
0.00001
Jan-01
Jan-03
Jan-05
Jan-07
Jan-09
Jan-11
Jan-13
Jan-15
Jan-17
Jan-19
Jan-21
Jan-23
Jan-25

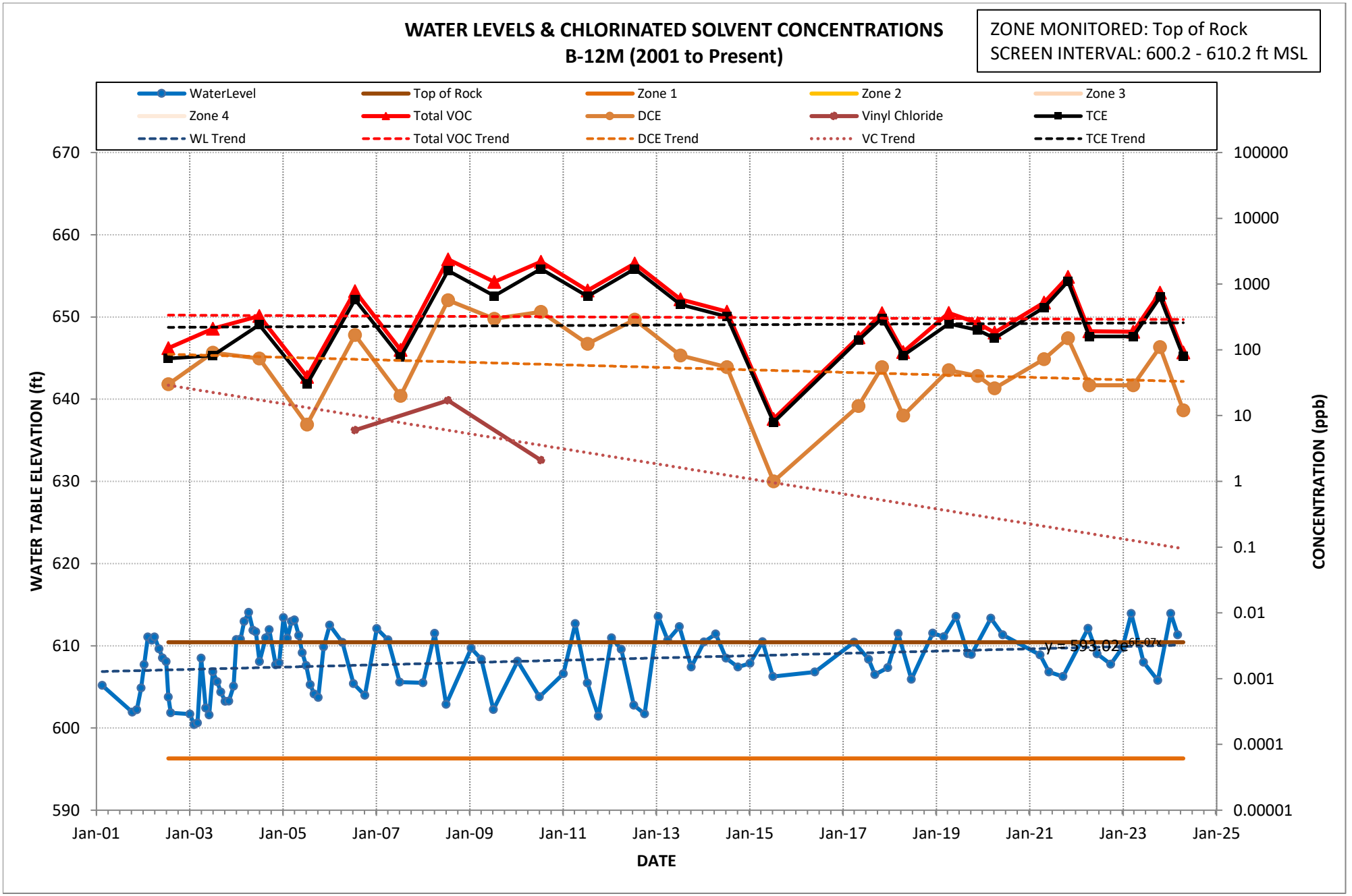
WATER LEVELS & CHLORINATED SOLVENT CONCENTRATIONS
B-12M (2001 to Present)
ZONE MONITORED: Top of Rock
SCREEN INTERVAL: 600.2 - 610.2 ft MSL
WaterLevel
Top of Rock
Zone 1
Zone 2
Zone 3
Zone 4
Total VOC
DCE
Vinyl Chloride
TCE
WL Trend
Total VOC Trend
DCE Trend
VC Trend
TCE Trend
WATER TABLE ELEVATION (ft)
CONCENTRATION (ppb)
DATE
670
660
650
640
630
620
610
600
590
100000
10000
1000
100
10
1
0.1
0.01
0.001
0.0001
0.00001
Jan-01
Jan-03
Jan-05
Jan-07
Jan-09
Jan-11
Jan-13
Jan-15
Jan-17
Jan-19
Jan-21
Jan-23
Jan-25

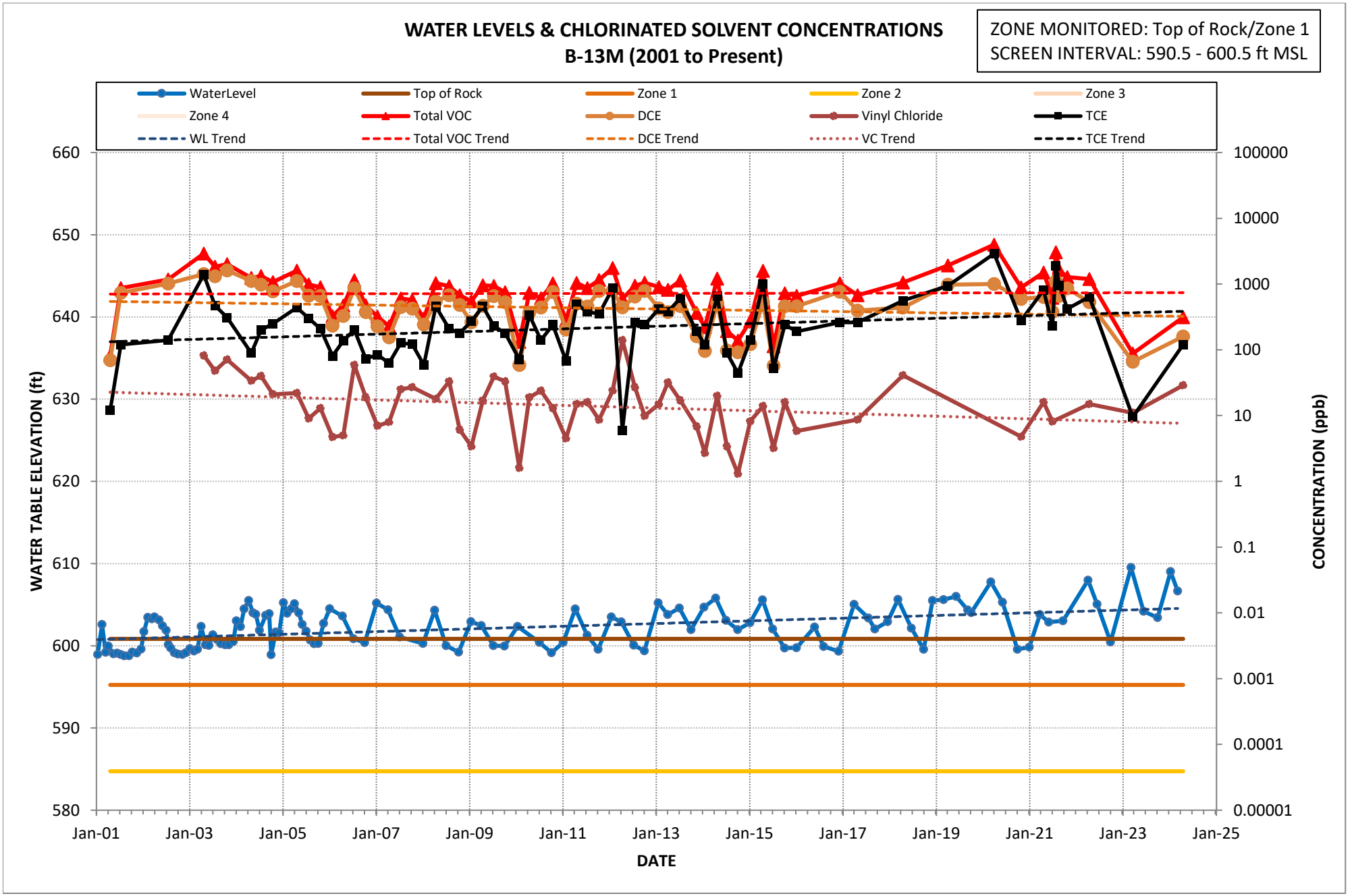
WATER LEVELS & CHLORINATED SOLVENT CONCENTRATIONS
B-13M (2001 to Present)
ZONE MONITORED: Top of Rock/Zone 1
SCREEN INTERVAL: 590.5 - 600.5 ft MSL
WaterLevel
Top of Rock
Zone 1
Zone 2
Zone 3
Zone 4
Total VOC
DCE
Vinyl Chloride
TCE
WL Trend
Total VOC Trend
DCE Trend
VC Trend
TCE Trend
WATER TABLE ELEVATION (ft)
CONCENTRATION (ppb)
DATE
660
650
640
630
620
610
600
590
580
100000
10000
1000
100
10
1
0.1
0.01
0.001
0.0001
0.00001
Jan-01
Jan-03
Jan-05
Jan-07
Jan-09
Jan-11
Jan-13
Jan-15
Jan-17
Jan-19
Jan-21
Jan-23
Jan-25

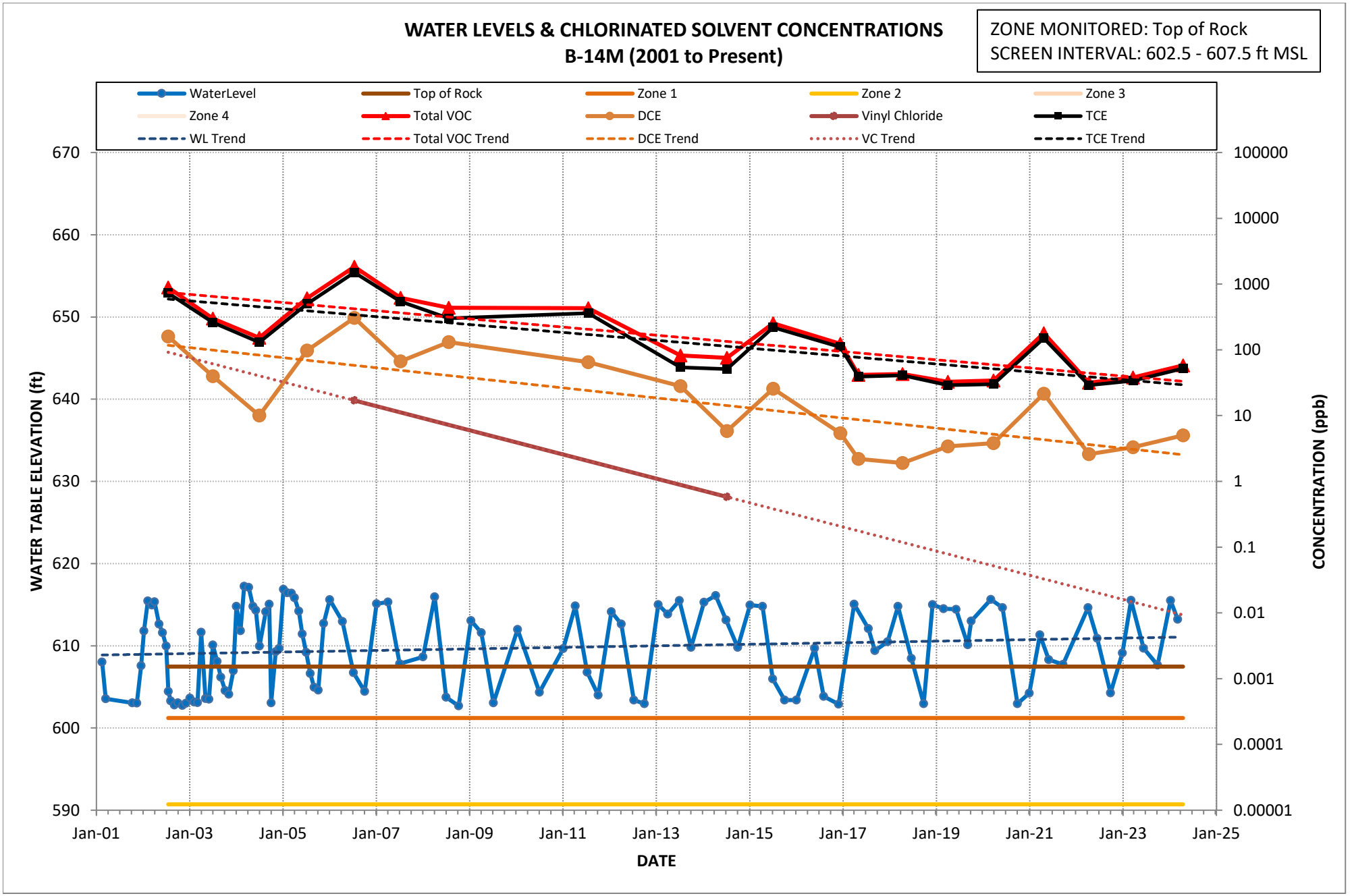
WATER LEVELS & CHLORINATED SOLVENT CONCENTRATIONS
B-14M (2001 to Present)
ZONE MONITORED: Top of Rock
SCREEN INTERVAL: 602.5 - 607.5 ft MSL
WaterLevel
Top of Rock
Zone 1
Zone 2
Zone 3
Zone 4
Total VOC
DCE
Vinyl Chloride
TCE
WL Trend
Total VOC Trend
DCE Trend
VC Trend
TCE Trend
WATER TABLE ELEVATION (ft)
CONCENTRATION (ppb)
DATE
670
660
650
640
630
620
610
600
590
100000
10000
1000
100
10
1
0.1
0.01
0.001
0.0001
0.00001
Jan-01
Jan-03
Jan-05
Jan-07
Jan-09
Jan-11
Jan-13
Jan-15
Jan-17
Jan-19
Jan-21
Jan-23
Jan-25

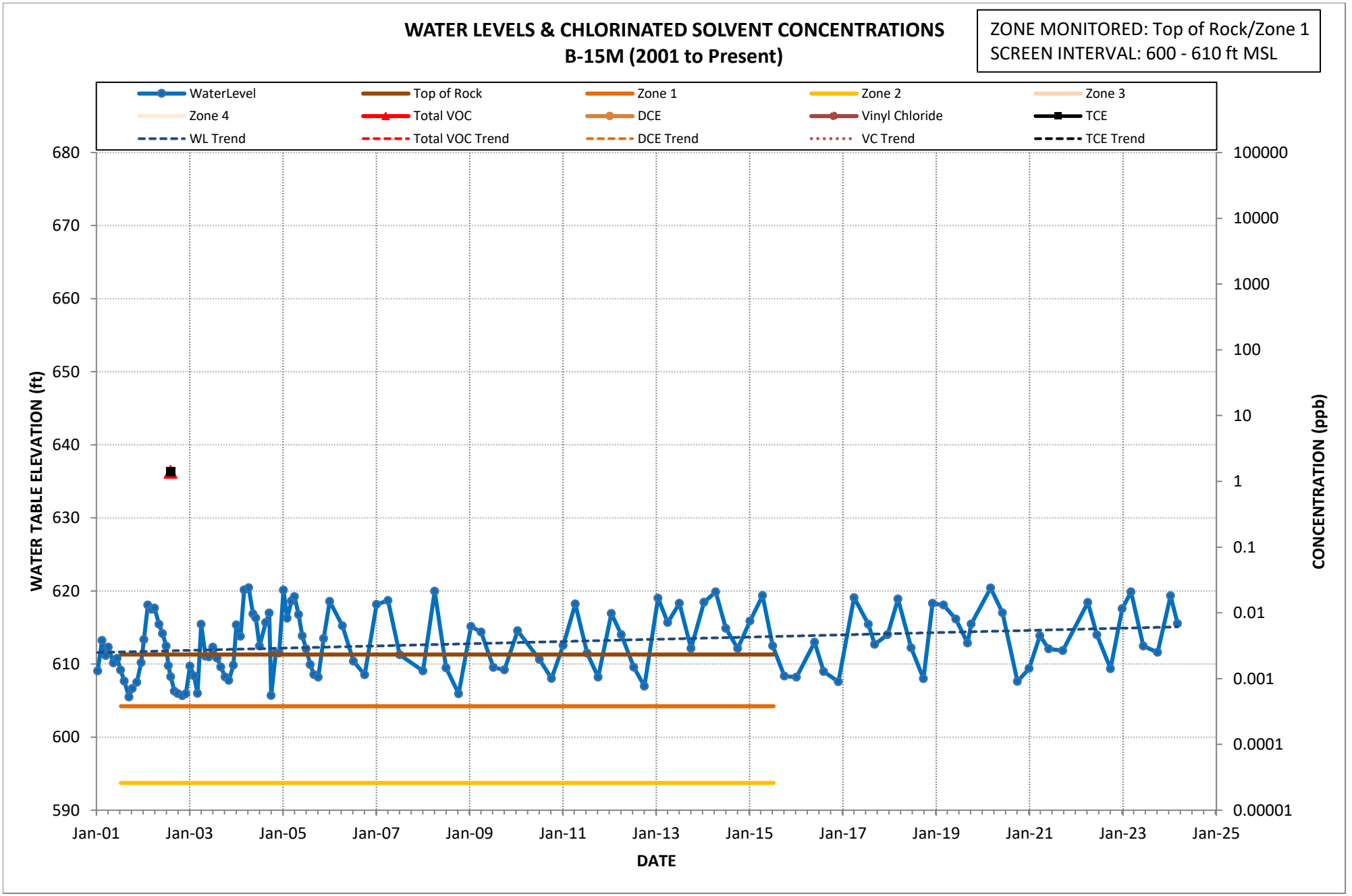
WATER LEVELS & CHLORINATED SOLVENT CONCENTRATIONS
B-15M (2001 to Present)
ZONE MONITORED: Top of Rock/Zone 1
SCREEN INTERVAL: 600 - 610 ft MSL
WaterLevel
Top of Rock
Zone 1
Zone 2
Zone 3
Zone 4
Total VOC
DCE
Vinyl Chloride
TCE
WL Trend
Total VOC Trend
DCE Trend
VC Trend
TCE Trend
WATER TABLE ELEVATION (ft)
CONCENTRATION (ppb)
DATE
680
670
660
650
640
630
620
610
600
590
100000
10000
1000
100
10
1
0.1
0.01
0.001
0.0001
0.00001
Jan-01
Jan-03
Jan-05
Jan-07
Jan-09
Jan-11
Jan-13
Jan-15
Jan-17
Jan-19
Jan-21
Jan-23
Jan-25

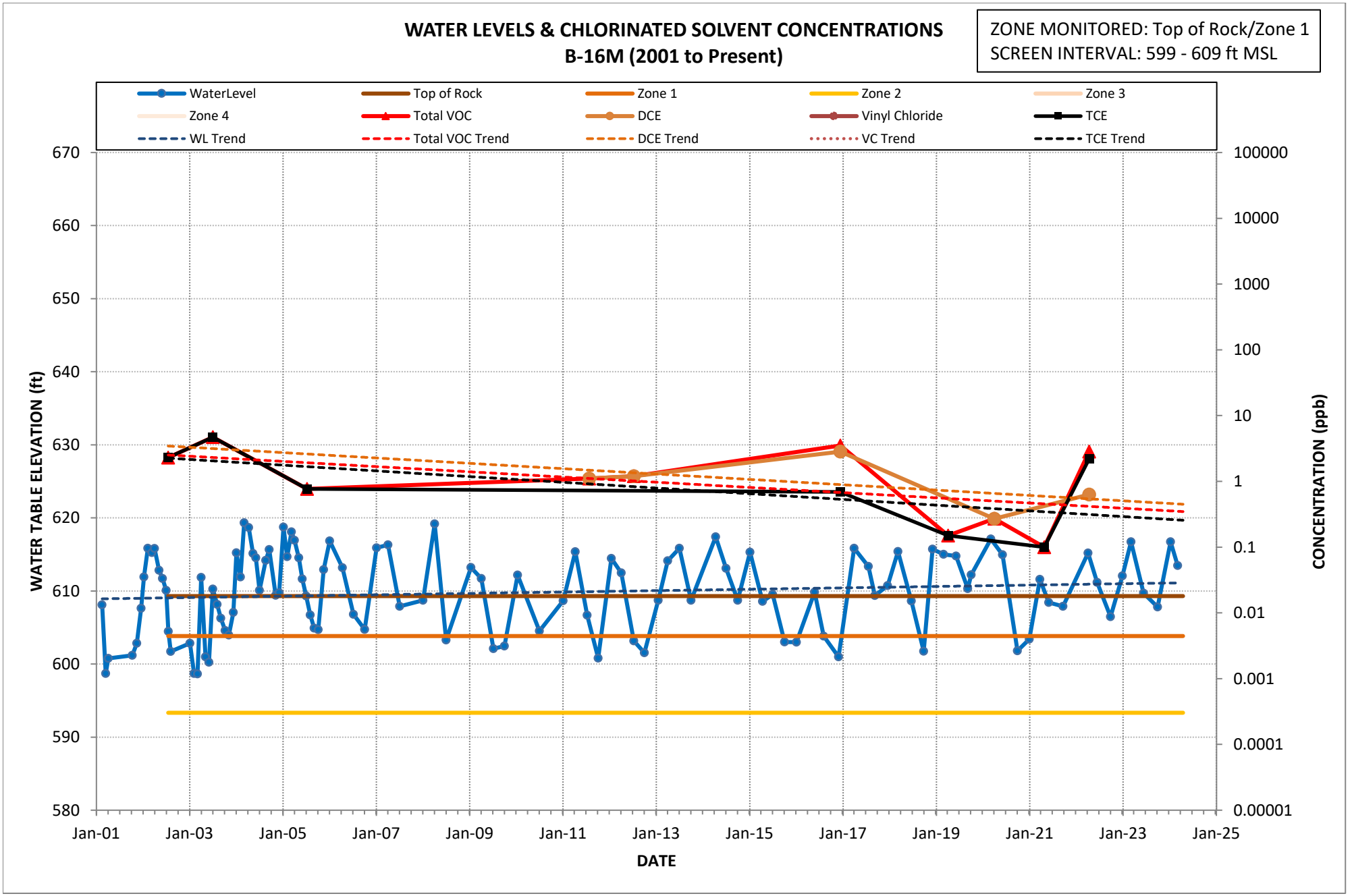
WATER LEVELS & CHLORINATED SOLVENT CONCENTRATIONS
B-16M (2001 to Present)
ZONE MONITORED: Top of Rock/Zone 1
SCREEN INTERVAL: 599 - 609 ft MSL
WaterLevel
Top of Rock
Zone 1
Zone 2
Zone 3
Zone 4
Total VOC
DCE
Vinyl Chloride
TCE
WL Trend
Total VOC Trend
DCE Trend
VC Trend
TCE Trend
WATER TABLE ELEVATION (ft)
CONCENTRATION (ppb)
DATE
670
660
650
640
630
620
610
600
590
580
100000
10000
1000
100
10
1
0.1
0.01
0.001
0.0001
0.00001
Jan-01
Jan-03
Jan-05
Jan-07
Jan-09
Jan-11
Jan-13
Jan-15
Jan-17
Jan-19
Jan-21
Jan-23
Jan-25

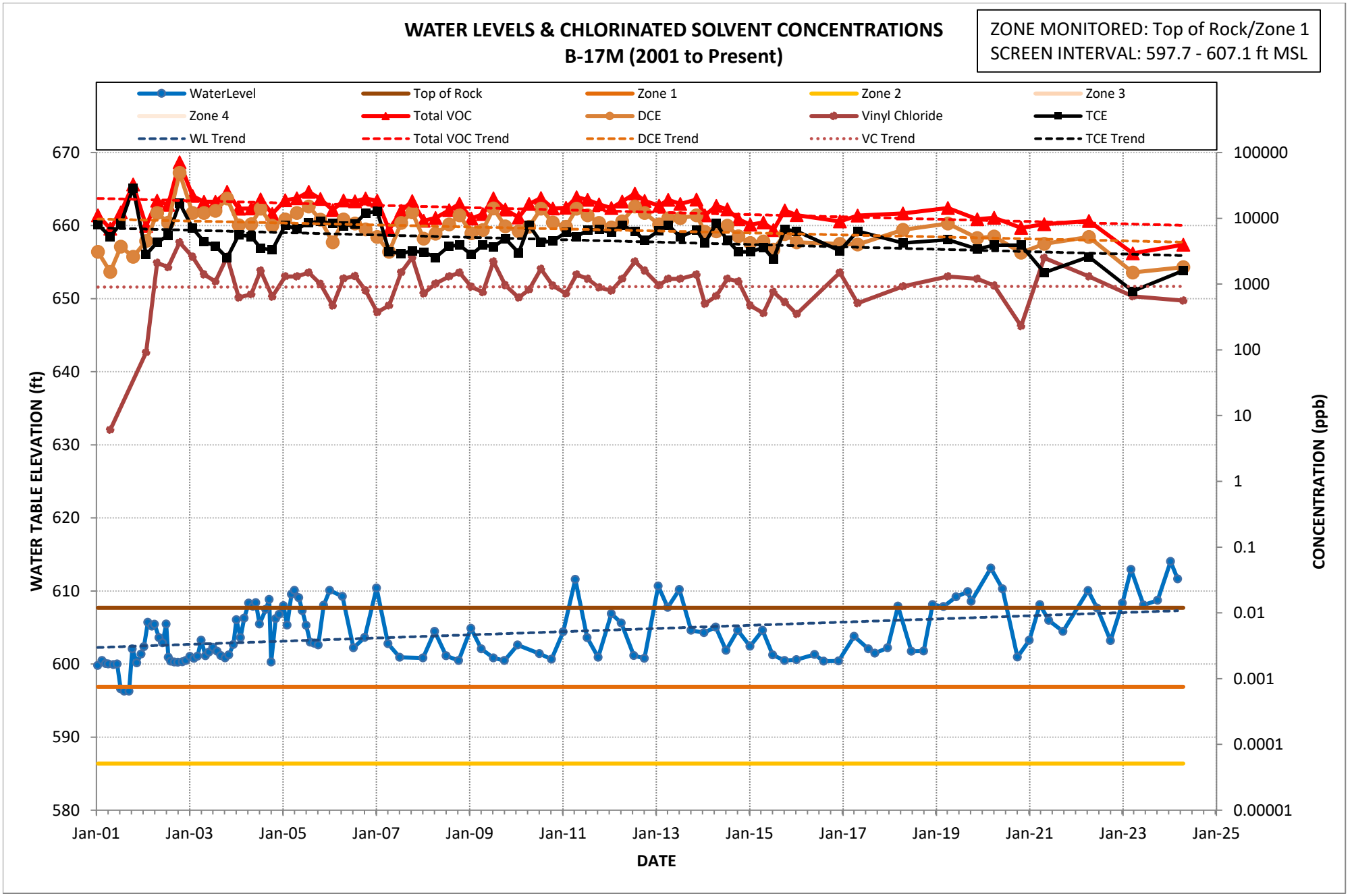
WATER LEVELS & CHLORINATED SOLVENT CONCENTRATIONS
B-17M (2001 to Present)
ZONE MONITORED: Top of Rock/Zone 1
SCREEN INTERVAL: 597.7 - 607.1 ft MSL
WaterLevel
Top of Rock
Zone 1
Zone 2
Zone 3
Zone 4
Total VOC
DCE
Vinyl Chloride
TCE
WL Trend
Total VOC Trend
DCE Trend
VC Trend
TCE Trend
WATER TABLE ELEVATION (ft)
CONCENTRATION (ppb)
DATE
670
660
650
640
630
620
610
600
590
580
100000
10000
1000
100
10
1
0.1
0.01
0.001
0.0001
0.00001
Jan-01
Jan-03
Jan-05
Jan-07
Jan-09
Jan-11
Jan-13
Jan-15
Jan-17
Jan-19
Jan-21
Jan-23
Jan-25

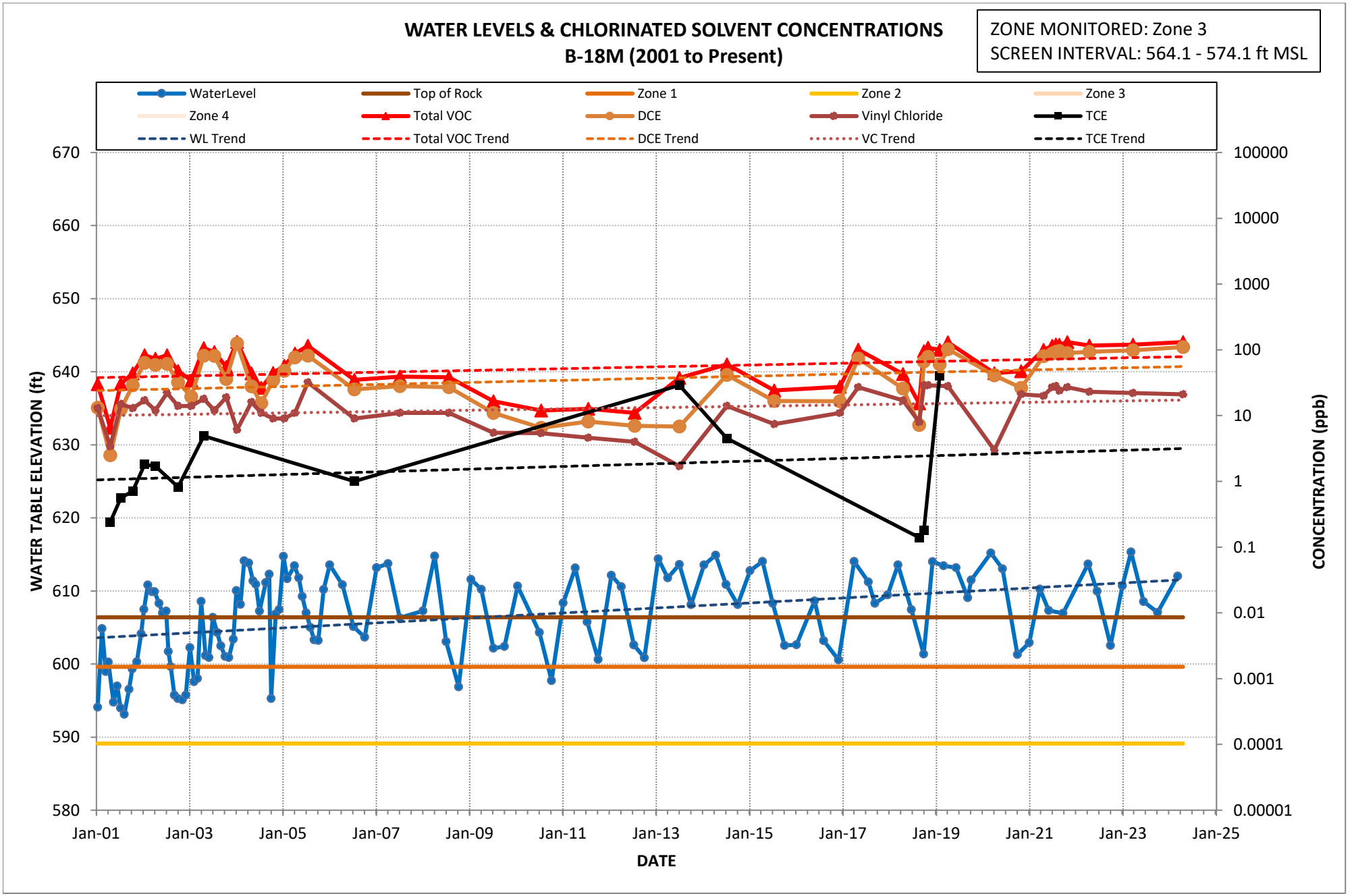
WATER LEVELS & CHLORINATED SOLVENT CONCENTRATIONS
B-18M (2001 to Present)
ZONE MONITORED: Zone 3
SCREEN INTERVAL: 564.1 - 574.1 ft MSL
WaterLevel
Top of Rock
Zone 1
Zone 2
Zone 3
Zone 4
Total VOC
DCE
Vinyl Chloride
TCE
WL Trend
Total VOC Trend
DCE Trend
VC Trend
TCE Trend
WATER TABLE ELEVATION (ft)
CONCENTRATION (ppb)
DATE
670
660
650
640
630
620
610
600
590
580
100000
10000
1000
100
10
1
0.1
0.01
0.001
0.0001
0.00001
Jan-01
Jan-03
Jan-05
Jan-07
Jan-09
Jan-11
Jan-13
Jan-15
Jan-17
Jan-19
Jan-21
Jan-23
Jan-25

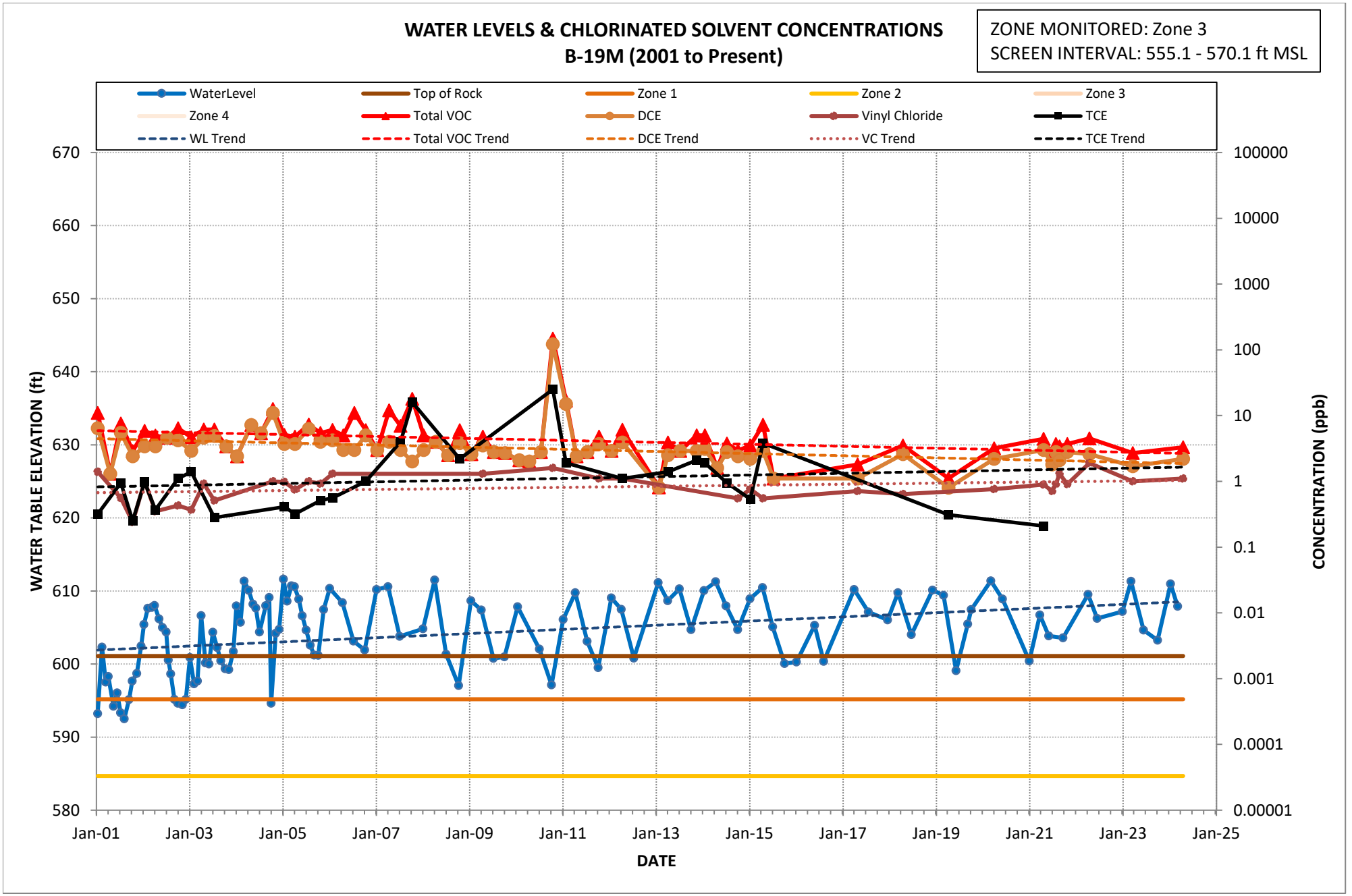
WATER LEVELS & CHLORINATED SOLVENT CONCENTRATIONS
B-19M (2001 to Present)
ZONE MONITORED: Zone 3
SCREEN INTERVAL: 555.1 - 570.1 ft MSL
WaterLevel
Top of Rock
Zone 1
Zone 2
Zone 3
Zone 4
Total VOC
DCE
Vinyl Chloride
TCE
WL Trend
Total VOC Trend
DCE Trend
VC Trend
TCE Trend
WATER TABLE ELEVATION (ft)
CONCENTRATION (ppb)
DATE
670
660
650
640
630
620
610
600
590
580
100000
10000
1000
100
10
1
0.1
0.01
0.001
0.0001
0.00001
Jan-01
Jan-03
Jan-05
Jan-07
Jan-09
Jan-11
Jan-13
Jan-15
Jan-17
Jan-19
Jan-21
Jan-23
Jan-25

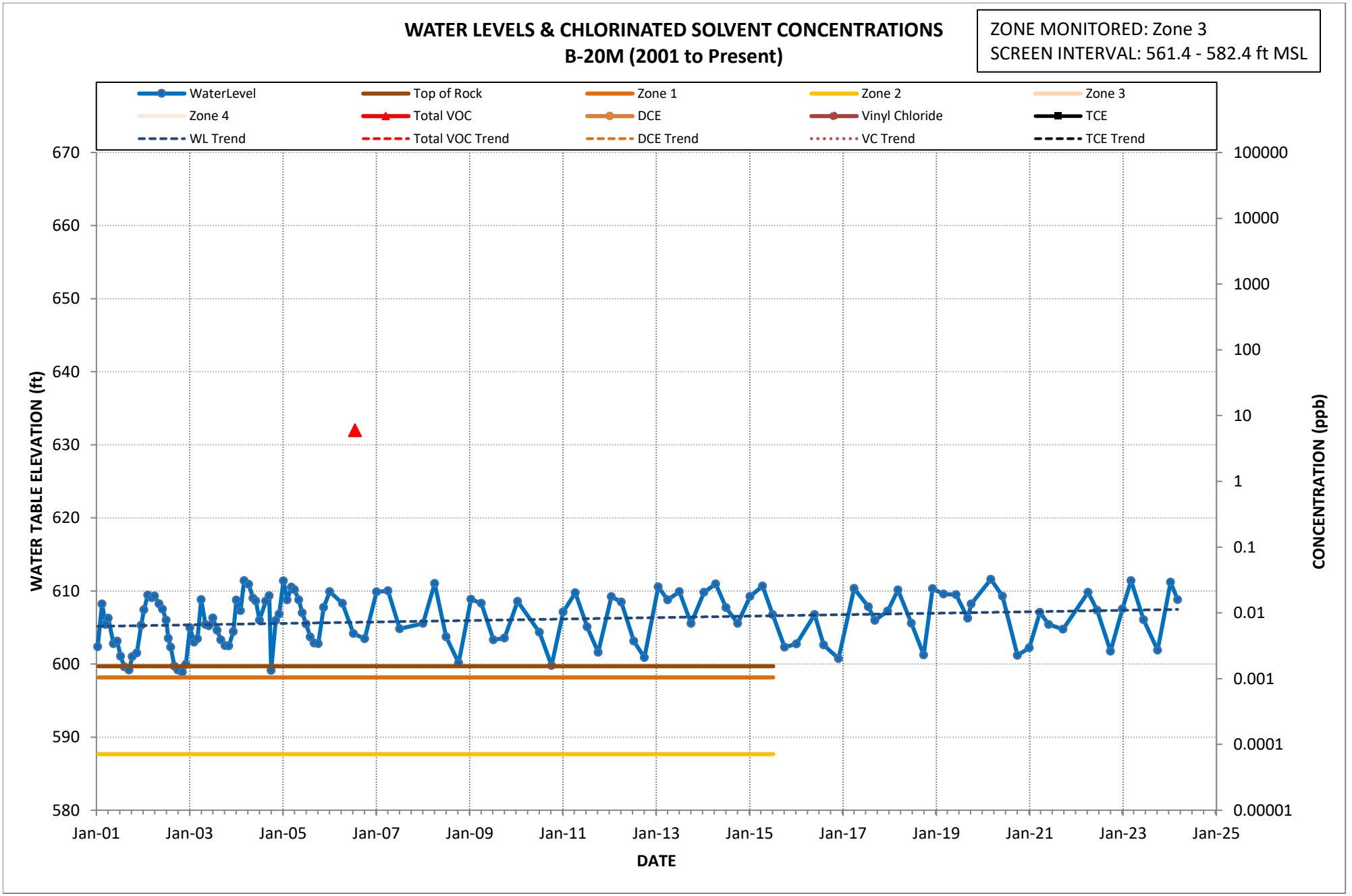
WATER LEVELS & CHLORINATED SOLVENT CONCENTRATIONS
B-20M (2001 to Present)
ZONE MONITORED: Zone 3
SCREEN INTERVAL: 561.4 - 582.4 ft MSL
WaterLevel
Top of Rock
Zone 1
Zone 2
Zone 3
Zone 4
Total VOC
DCE
Vinyl Chloride
TCE
WL Trend
Total VOC Trend
DCE Trend
VC Trend
TCE Trend
WATER TABLE ELEVATION (ft)
CONCENTRATION (ppb)
DATE
670
660
650
640
630
620
610
600
590
580
100000
10000
1000
100
10
1
0.1
0.01
0.001
0.0001
0.00001
Jan-01
Jan-03
Jan-05
Jan-07
Jan-09
Jan-11
Jan-13
Jan-15
Jan-17
Jan-19
Jan-21
Jan-23
Jan-25

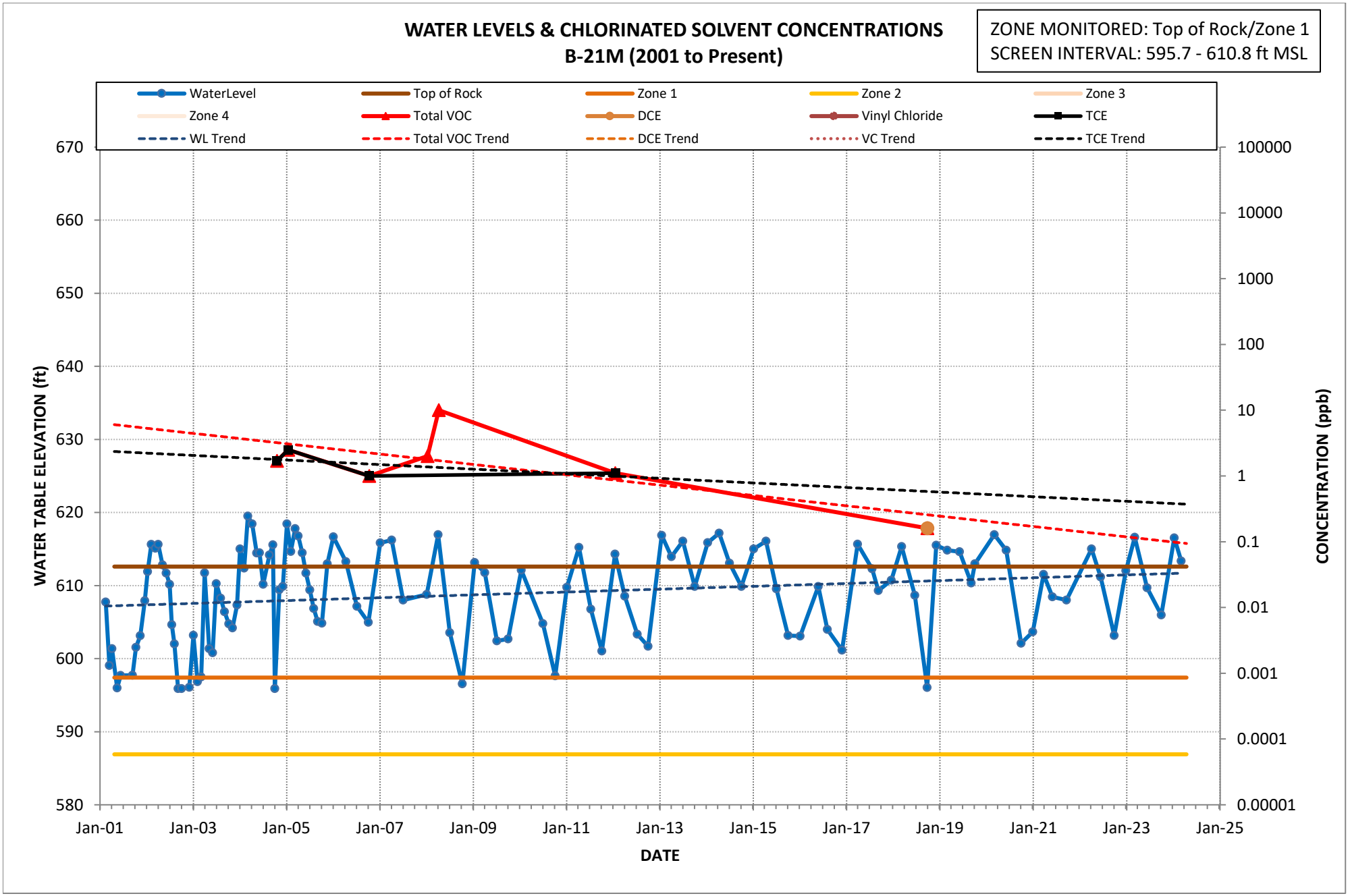
WATER LEVELS & CHLORINATED SOLVENT CONCENTRATIONS
B-21M (2001 to Present)
ZONE MONITORED: Top of Rock/Zone 1
SCREEN INTERVAL: 595.7 - 610.8 ft MSL
WaterLevel
Top of Rock
Zone 1
Zone 2
Zone 3
Zone 4
Total VOC
DCE
Vinyl Chloride
TCE
WL Trend
Total VOC Trend
DCE Trend
VC Trend
TCE Trend
WATER TABLE ELEVATION (ft)
CONCENTRATION (ppb)
DATE
670
660
650
640
630
620
610
600
590
580
100000
10000
1000
100
10
1
0.1
0.01
0.001
0.0001
0.00001
Jan-01
Jan-03
Jan-05
Jan-07
Jan-09
Jan-11
Jan-13
Jan-15
Jan-17
Jan-19
Jan-21
Jan-23
Jan-25

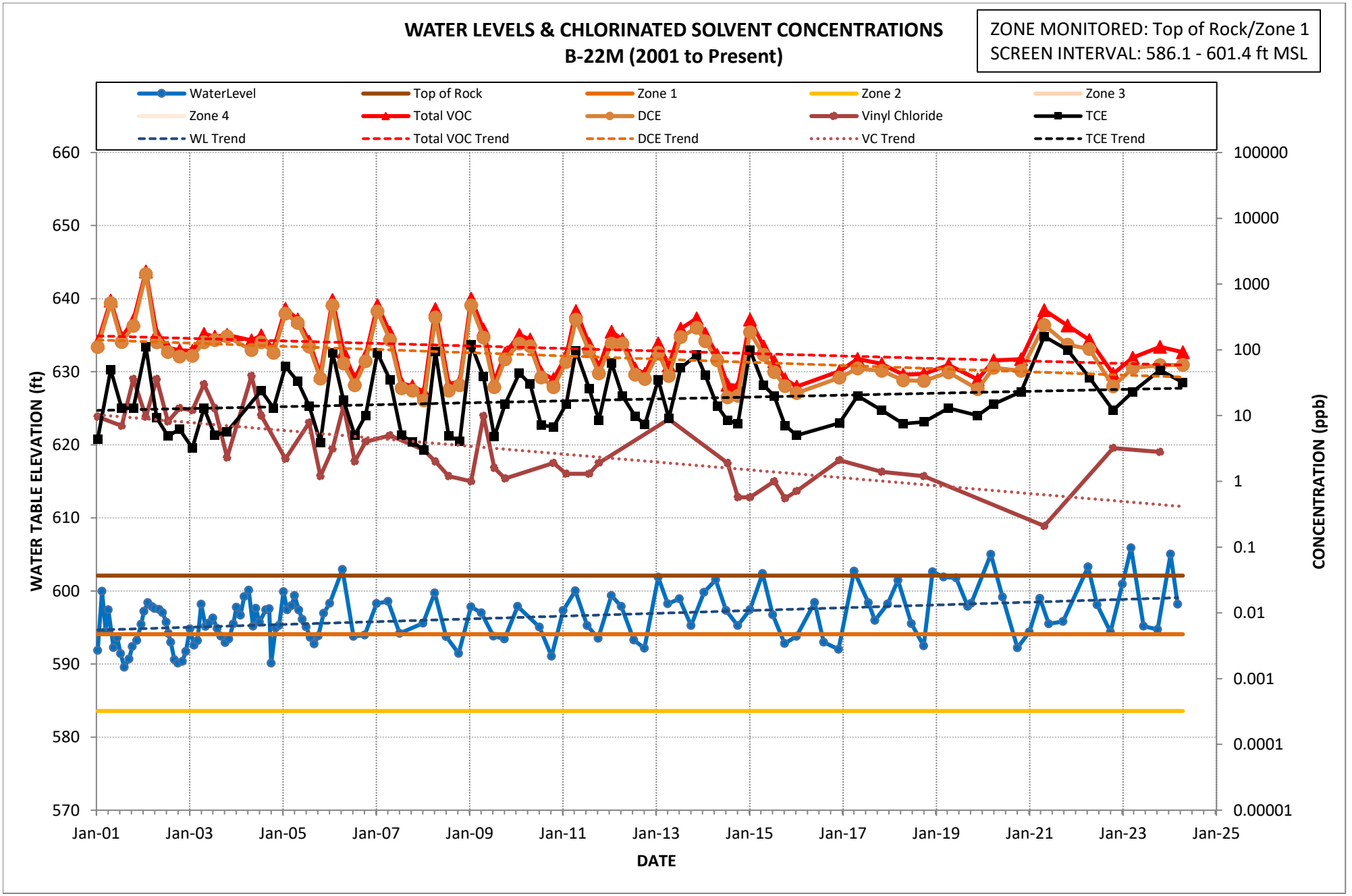
WATER LEVELS & CHLORINATED SOLVENT CONCENTRATIONS
B-22M (2001 to Present)
ZONE MONITORED: Top of Rock/Zone 1
SCREEN INTERVAL: 586.1 - 601.4 ft MSL
WaterLevel
Top of Rock
Zone 1
Zone 2
Zone 3
Zone 4
Total VOC
DCE
Vinyl Chloride
TCE
WL Trend
Total VOC Trend
DCE Trend
VC Trend
TCE Trend
WATER TABLE ELEVATION (ft)
CONCENTRATION (ppb)
DATE
660
650
640
630
620
610
600
590
580
570
100000
10000
1000
100
10
1
0.1
0.01
0.001
0.0001
0.00001
Jan-01
Jan-03
Jan-05
Jan-07
Jan-09
Jan-11
Jan-13
Jan-15
Jan-17
Jan-19
Jan-21
Jan-23
Jan-25

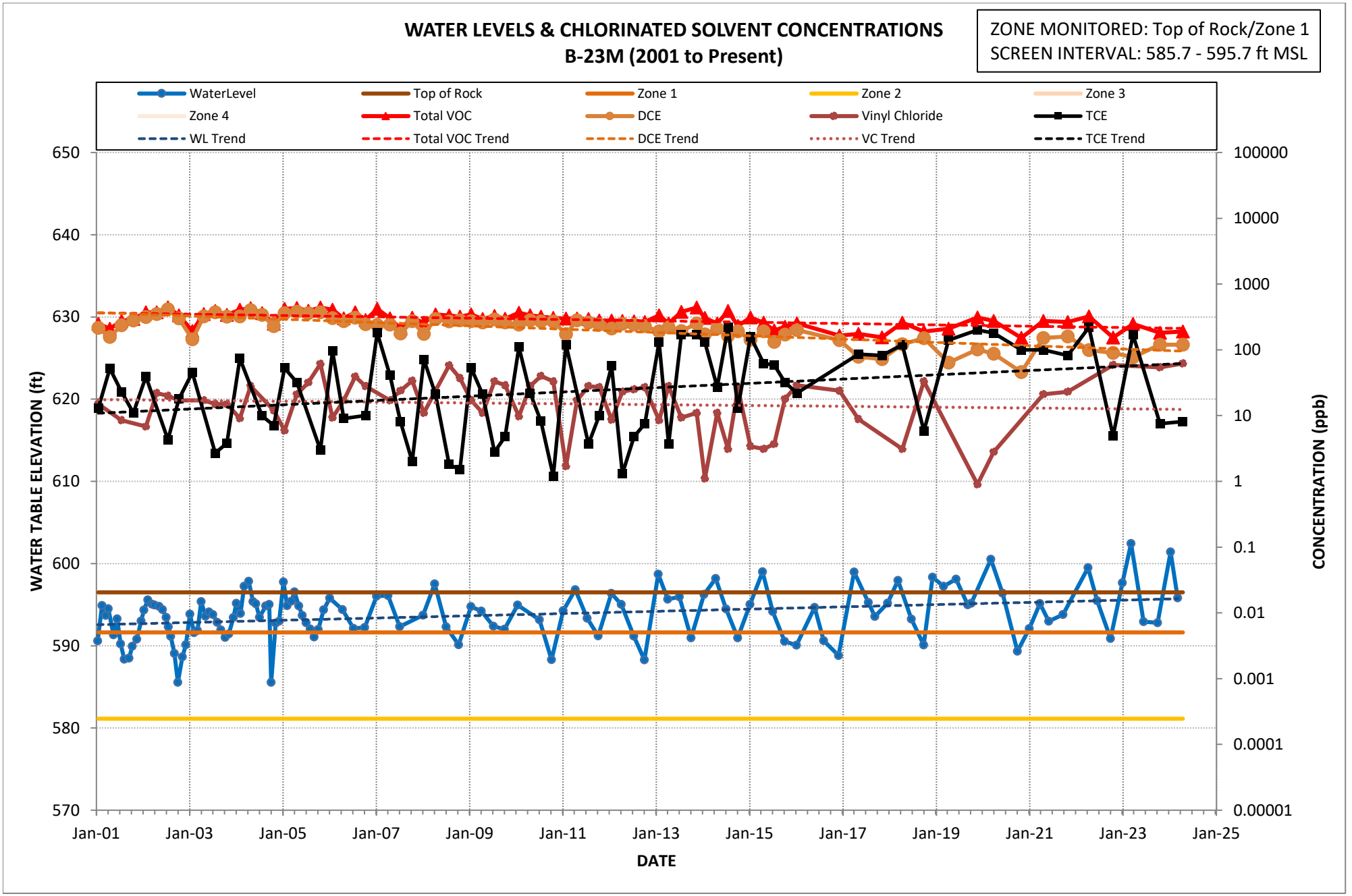
WATER LEVELS & CHLORINATED SOLVENT CONCENTRATIONS
B-23M (2001 to Present)
ZONE MONITORED: Top of Rock/Zone 1
SCREEN INTERVAL: 585.7 - 595.7 ft MSL
WaterLevel
Top of Rock
Zone 1
Zone 2
Zone 3
Zone 4
Total VOC
DCE
Vinyl Chloride
TCE
WL Trend
Total VOC Trend
DCE Trend
VC Trend
TCE Trend
WATER TABLE ELEVATION (ft)
650
640
630
620
610
600
590
580
570
CONCENTRATION (ppb)
100000
10000
1000
100
10
1
0.1
0.01
0.001
0.0001
0.00001
Jan-01
Jan-03
Jan-05
Jan-07
Jan-09
Jan-11
Jan-13
Jan-15
Jan-17
Jan-19
Jan-21
Jan-23
Jan-25
DATE

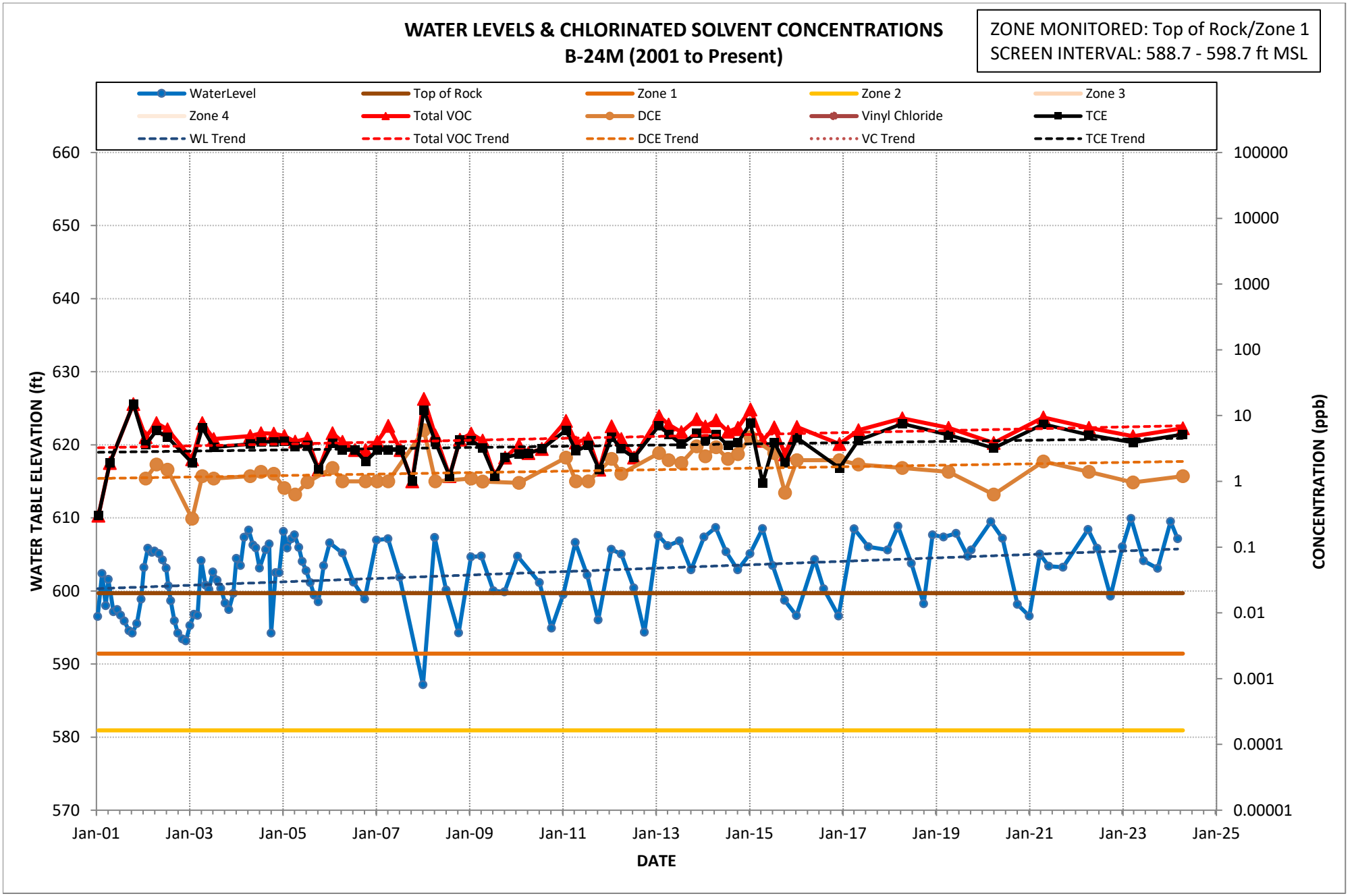
WATER LEVELS & CHLORINATED SOLVENT CONCENTRATIONS
B-24M (2001 to Present)
ZONE MONITORED: Top of Rock/Zone 1
SCREEN INTERVAL: 588.7 - 598.7 ft MSL
WaterLevel
Top of Rock
Zone 1
Zone 2
Zone 3
Zone 4
Total VOC
DCE
Vinyl Chloride
TCE
WL Trend
Total VOC Trend
DCE Trend
VC Trend
TCE Trend
WATER TABLE ELEVATION (ft)
CONCENTRATION (ppb)
DATE
660
650
640
630
620
610
600
590
580
570
100000
10000
1000
100
10
1
0.1
0.01
0.001
0.0001
0.00001
Jan-01
Jan-03
Jan-05
Jan-07
Jan-09
Jan-11
Jan-13
Jan-15
Jan-17
Jan-19
Jan-21
Jan-23
Jan-25

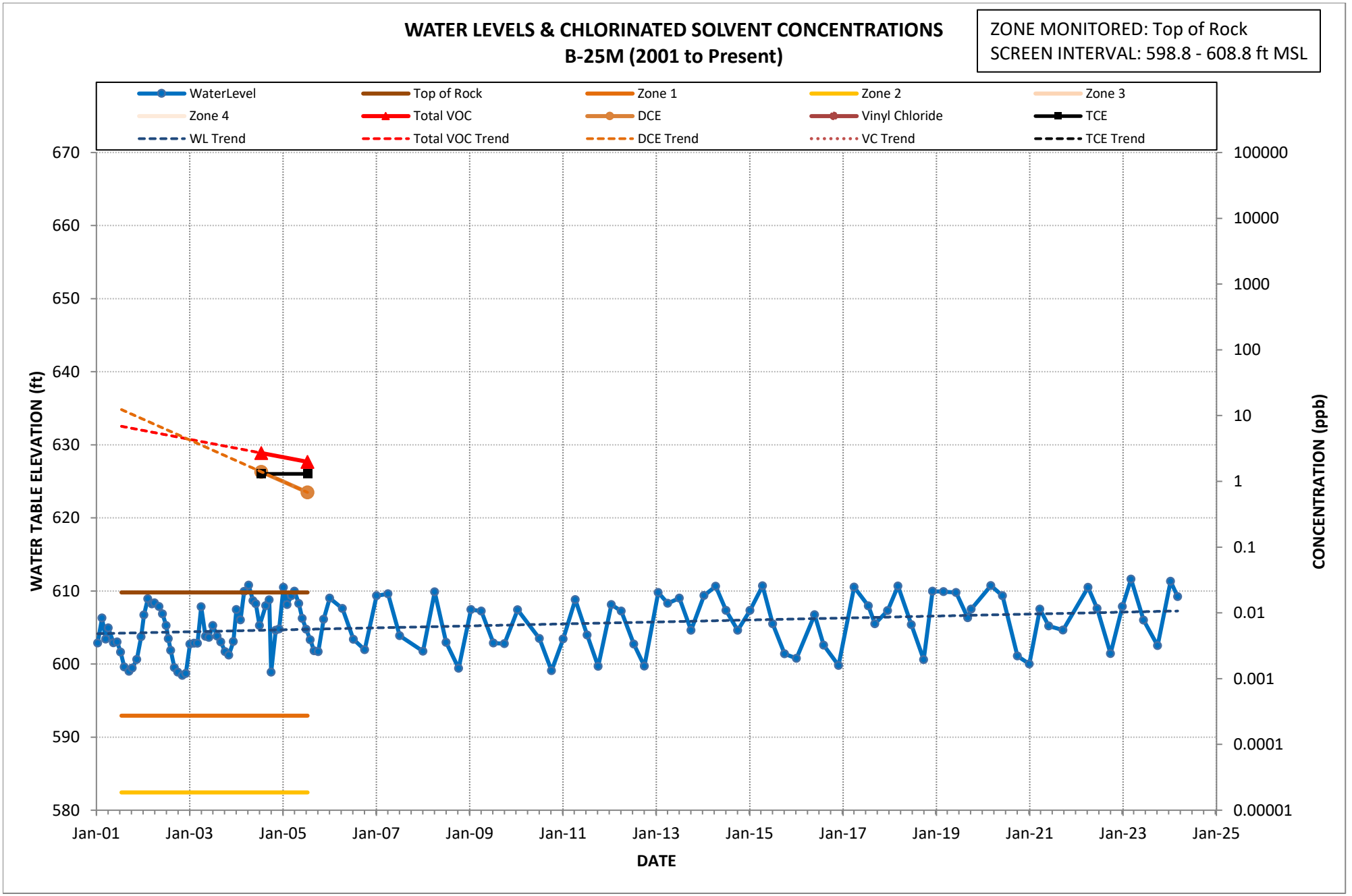
WATER LEVELS & CHLORINATED SOLVENT CONCENTRATIONS
B-25M (2001 to Present)
ZONE MONITORED: Top of Rock
SCREEN INTERVAL: 598.8 - 608.8 ft MSL
WaterLevel
Top of Rock
Zone 1
Zone 2
Zone 3
Zone 4
Total VOC
DCE
Vinyl Chloride
TCE
WL Trend
Total VOC Trend
DCE Trend
VC Trend
TCE Trend
WATER TABLE ELEVATION (ft)
CONCENTRATION (ppb)
DATE
670
660
650
640
630
620
610
600
590
580
100000
10000
1000
100
10
1
0.1
0.01
0.001
0.0001
0.00001
Jan-01
Jan-03
Jan-05
Jan-07
Jan-09
Jan-11
Jan-13
Jan-15
Jan-17
Jan-19
Jan-21
Jan-23
Jan-25

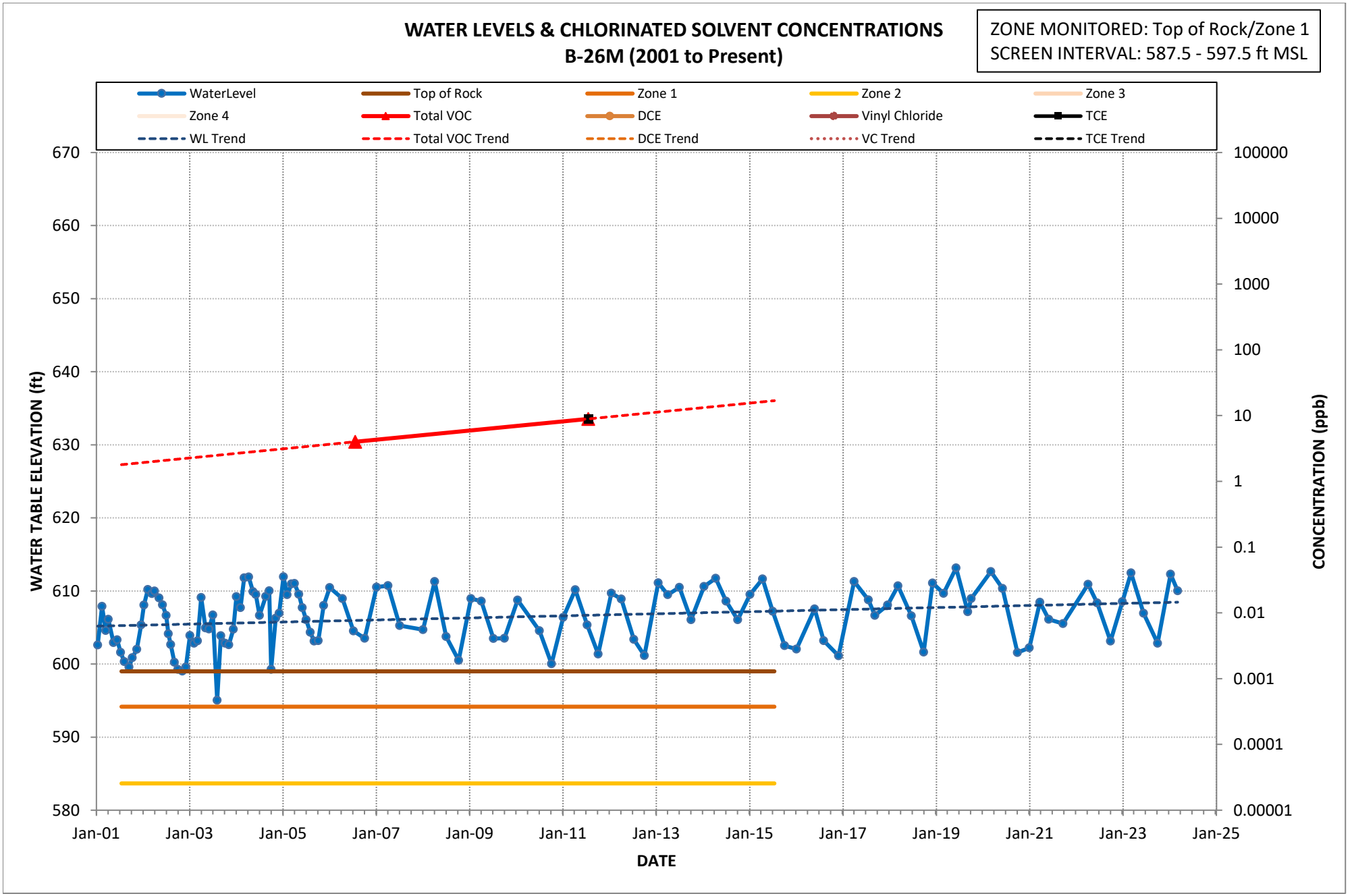
WATER LEVELS & CHLORINATED SOLVENT CONCENTRATIONS
B-26M (2001 to Present)
ZONE MONITORED: Top of Rock/Zone 1
SCREEN INTERVAL: 587.5 - 597.5 ft MSL
WaterLevel
Top of Rock
Zone 1
Zone 2
Zone 3
Zone 4
Total VOC
DCE
Vinyl Chloride
TCE
WL Trend
Total VOC Trend
DCE Trend
VC Trend
TCE Trend
WATER TABLE ELEVATION (ft)
CONCENTRATION (ppb)
DATE
670
660
650
640
630
620
610
600
590
580
100000
10000
1000
100
10
1
0.1
0.01
0.001
0.0001
0.00001
Jan-01
Jan-03
Jan-05
Jan-07
Jan-09
Jan-11
Jan-13
Jan-15
Jan-17
Jan-19
Jan-21
Jan-23
Jan-25

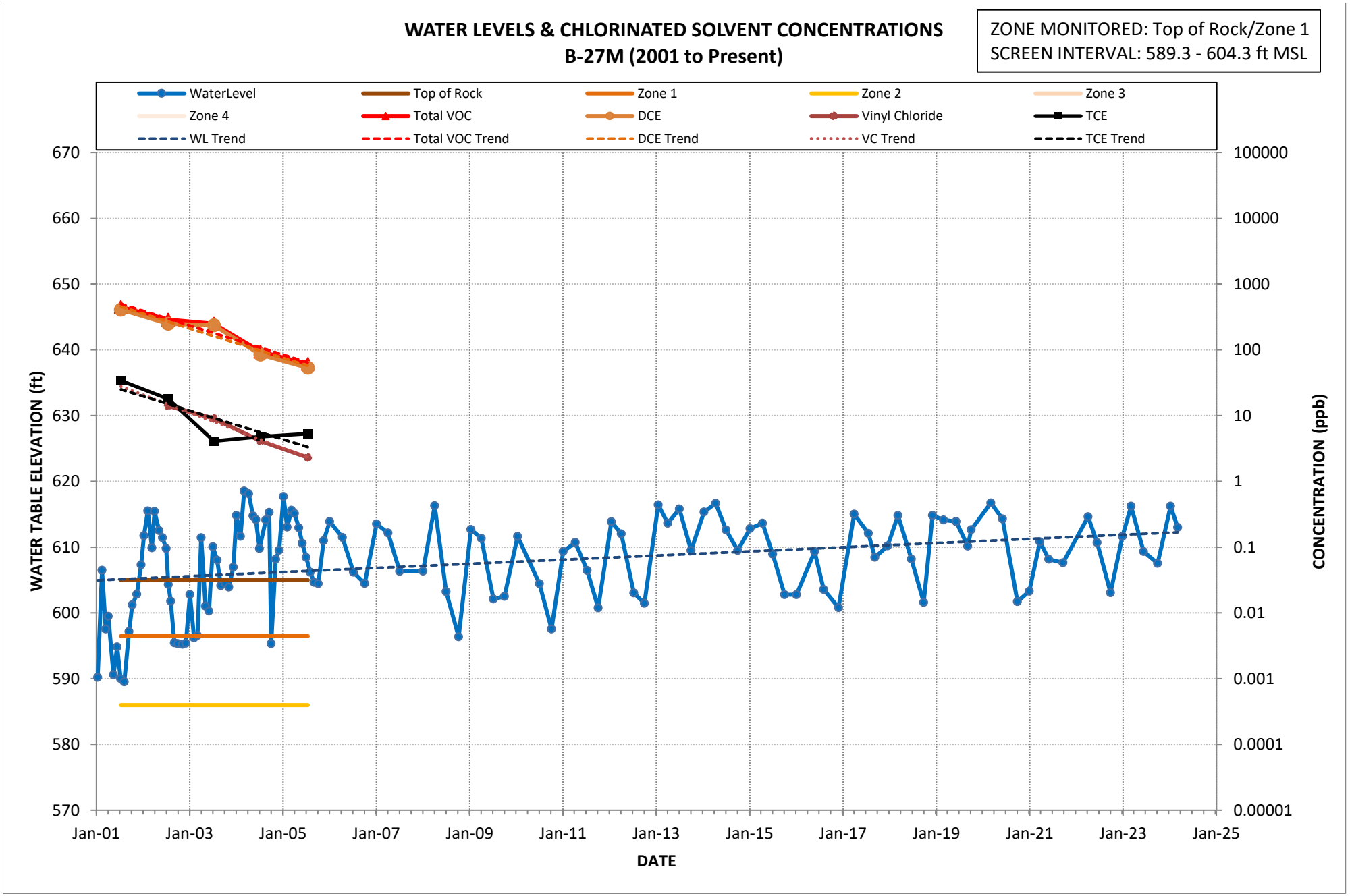
WATER LEVELS & CHLORINATED SOLVENT CONCENTRATIONS
B-27M (2001 to Present)
ZONE MONITORED: Top of Rock/Zone 1
SCREEN INTERVAL: 589.3 - 604.3 ft MSL
WaterLevel
Top of Rock
Zone 1
Zone 2
Zone 3
Zone 4
Total VOC
DCE
Vinyl Chloride
TCE
WL Trend
Total VOC Trend
DCE Trend
VC Trend
TCE Trend
WATER TABLE ELEVATION (ft)
CONCENTRATION (ppb)
DATE
670
660
650
640
630
620
610
600
590
580
570
100000
10000
1000
100
10
1
0.1
0.01
0.001
0.0001
0.00001
Jan-01
Jan-03
Jan-05
Jan-07
Jan-09
Jan-11
Jan-13
Jan-15
Jan-17
Jan-19
Jan-21
Jan-23
Jan-25

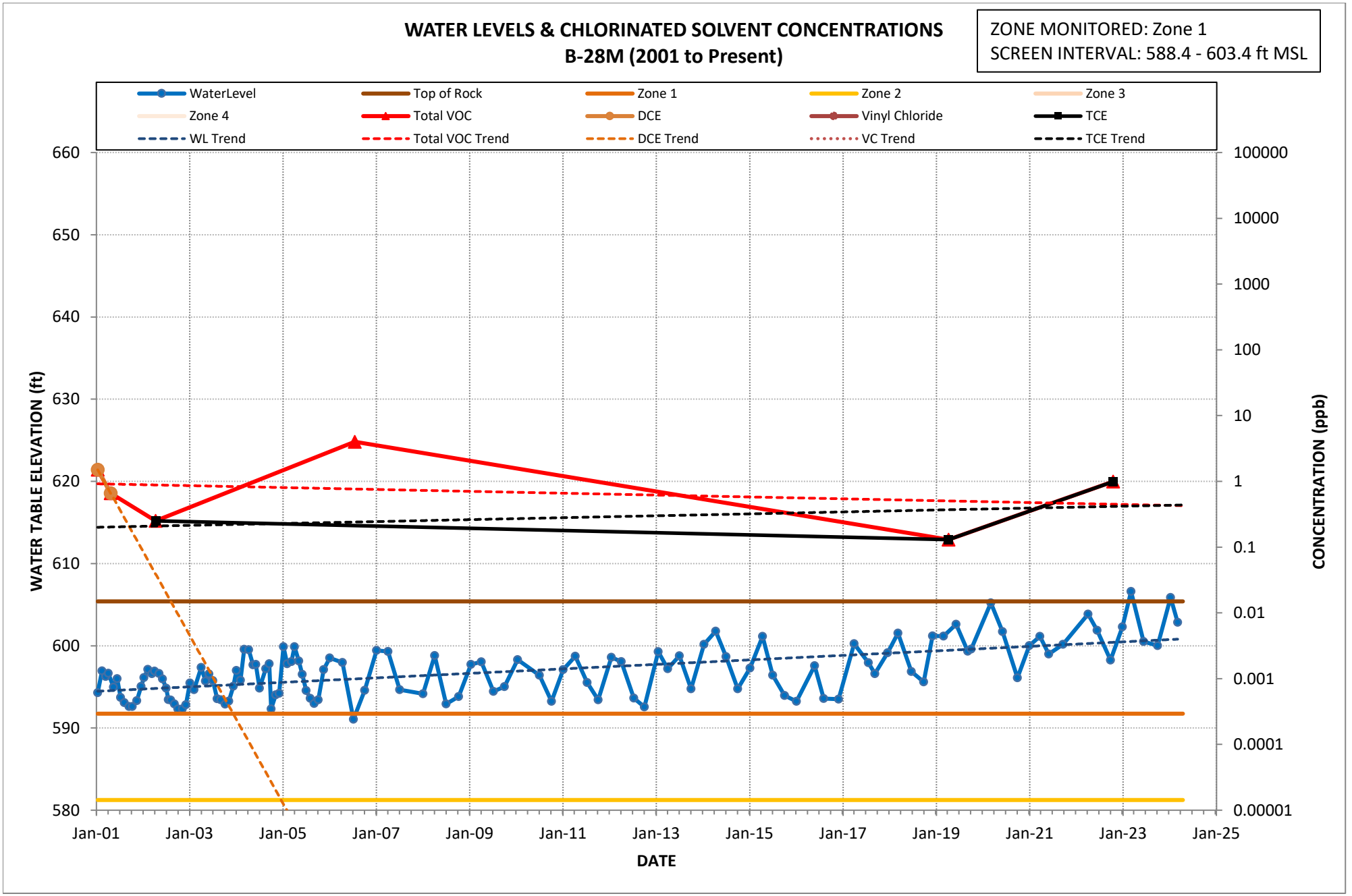
WATER LEVELS & CHLORINATED SOLVENT CONCENTRATIONS
B-28M (2001 to Present)
ZONE MONITORED: Zone 1
SCREEN INTERVAL: 588.4 - 603.4 ft MSL
WaterLevel
Top of Rock
Zone 1
Zone 2
Zone 3
Zone 4
Total VOC
DCE
Vinyl Chloride
TCE
WL Trend
Total VOC Trend
DCE Trend
VC Trend
TCE Trend
WATER TABLE ELEVATION (ft)
CONCENTRATION (ppb)
DATE
660
650
640
630
620
610
600
590
580
100000
10000
1000
100
10
1
0.1
0.01
0.001
0.0001
0.00001
Jan-01
Jan-03
Jan-05
Jan-07
Jan-09
Jan-11
Jan-13
Jan-15
Jan-17
Jan-19
Jan-21
Jan-23
Jan-25

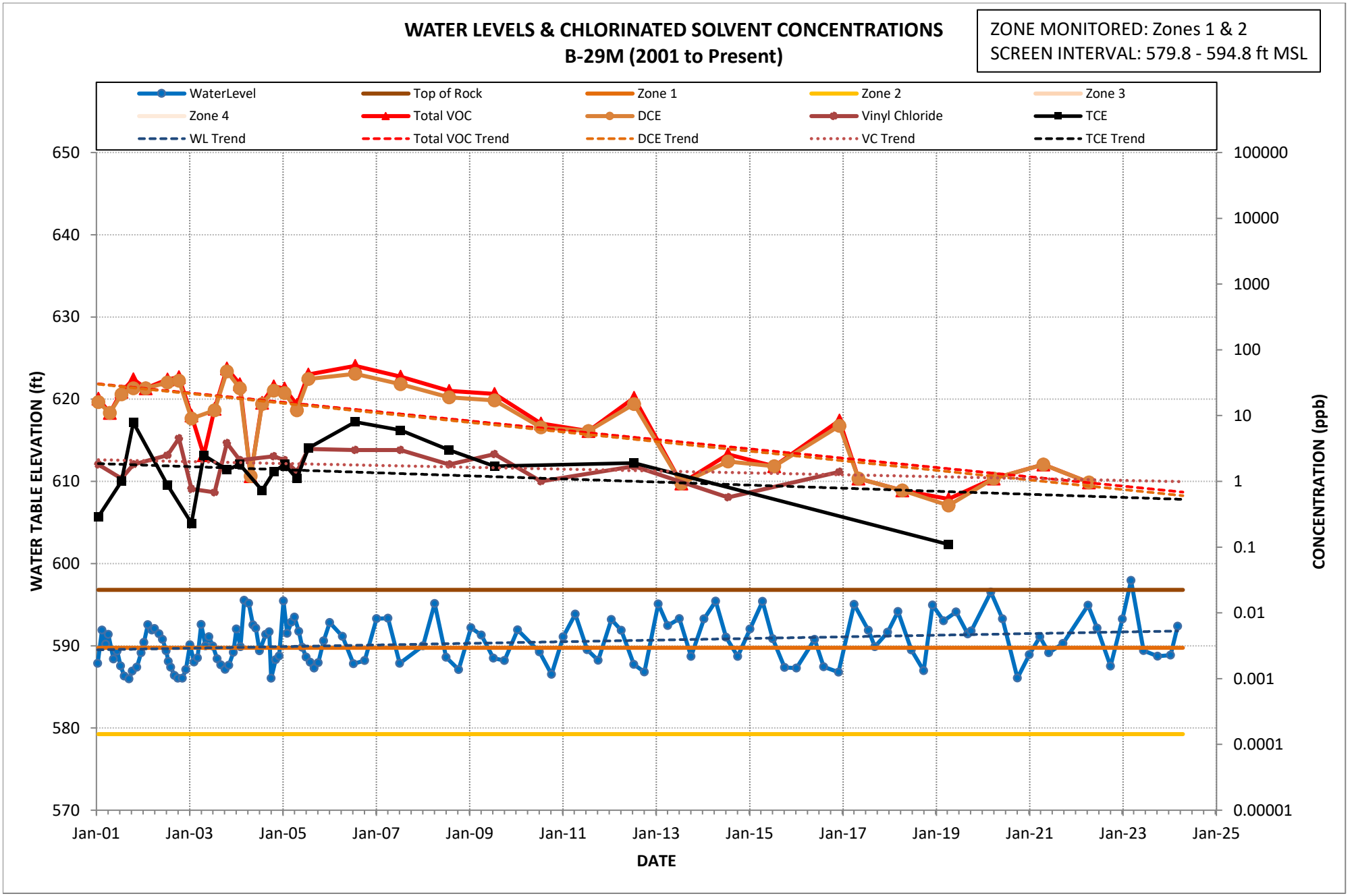
WATER LEVELS & CHLORINATED SOLVENT CONCENTRATIONS
B-29M (2001 to Present)
ZONE MONITORED: Zones 1 & 2
SCREEN INTERVAL: 579.8 - 594.8 ft MSL
WaterLevel
Top of Rock
Zone 1
Zone 2
Zone 3
Zone 4
Total VOC
DCE
Vinyl Chloride
TCE
WL Trend
Total VOC Trend
DCE Trend
VC Trend
TCE Trend
650
640
630
620
610
600
590
580
570
WATER TABLE ELEVATION (ft)
100000
10000
1000
100
10
1
0.1
0.01
0.001
0.0001
0.00001
CONCENTRATION (ppb)
Jan-01
Jan-03
Jan-05
Jan-07
Jan-09
Jan-11
Jan-13
Jan-15
Jan-17
Jan-19
Jan-21
Jan-23
Jan-25
DATE

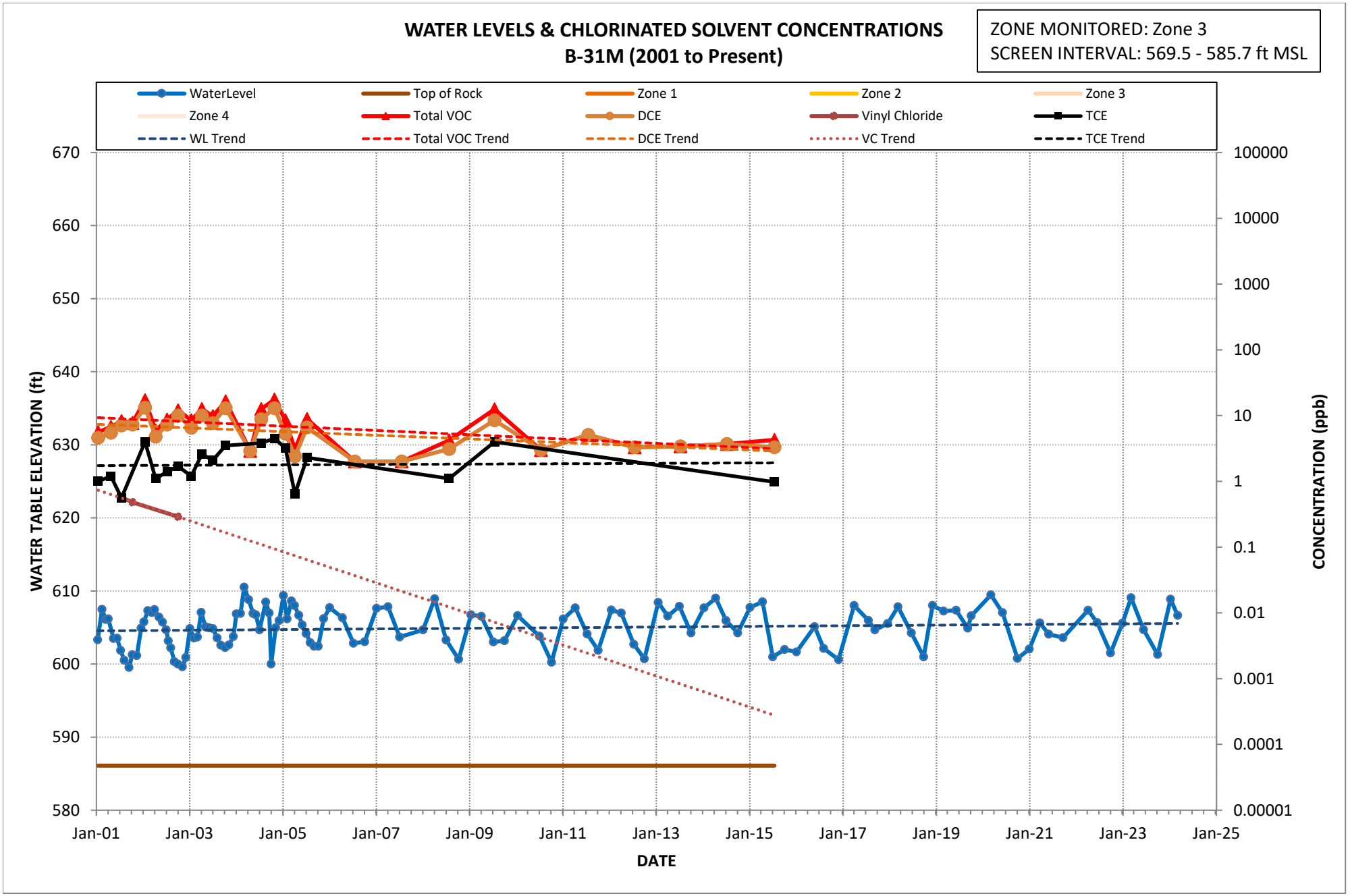
WATER LEVELS & CHLORINATED SOLVENT CONCENTRATIONS
B-31M (2001 to Present)
ZONE MONITORED: Zone 3
SCREEN INTERVAL: 569.5 - 585.7 ft MSL
WaterLevel
Top of Rock
Zone 1
Zone 2
Zone 3
Zone 4
Total VOC
DCE
Vinyl Chloride
TCE
WL Trend
Total VOC Trend
DCE Trend
VC Trend
TCE Trend
WATER TABLE ELEVATION (ft)
CONCENTRATION (ppb)
DATE
670
660
650
640
630
620
610
600
590
580
100000
10000
1000
100
10
1
0.1
0.01
0.001
0.0001
0.00001
Jan-01
Jan-03
Jan-05
Jan-07
Jan-09
Jan-11
Jan-13
Jan-15
Jan-17
Jan-19
Jan-21
Jan-23
Jan-25

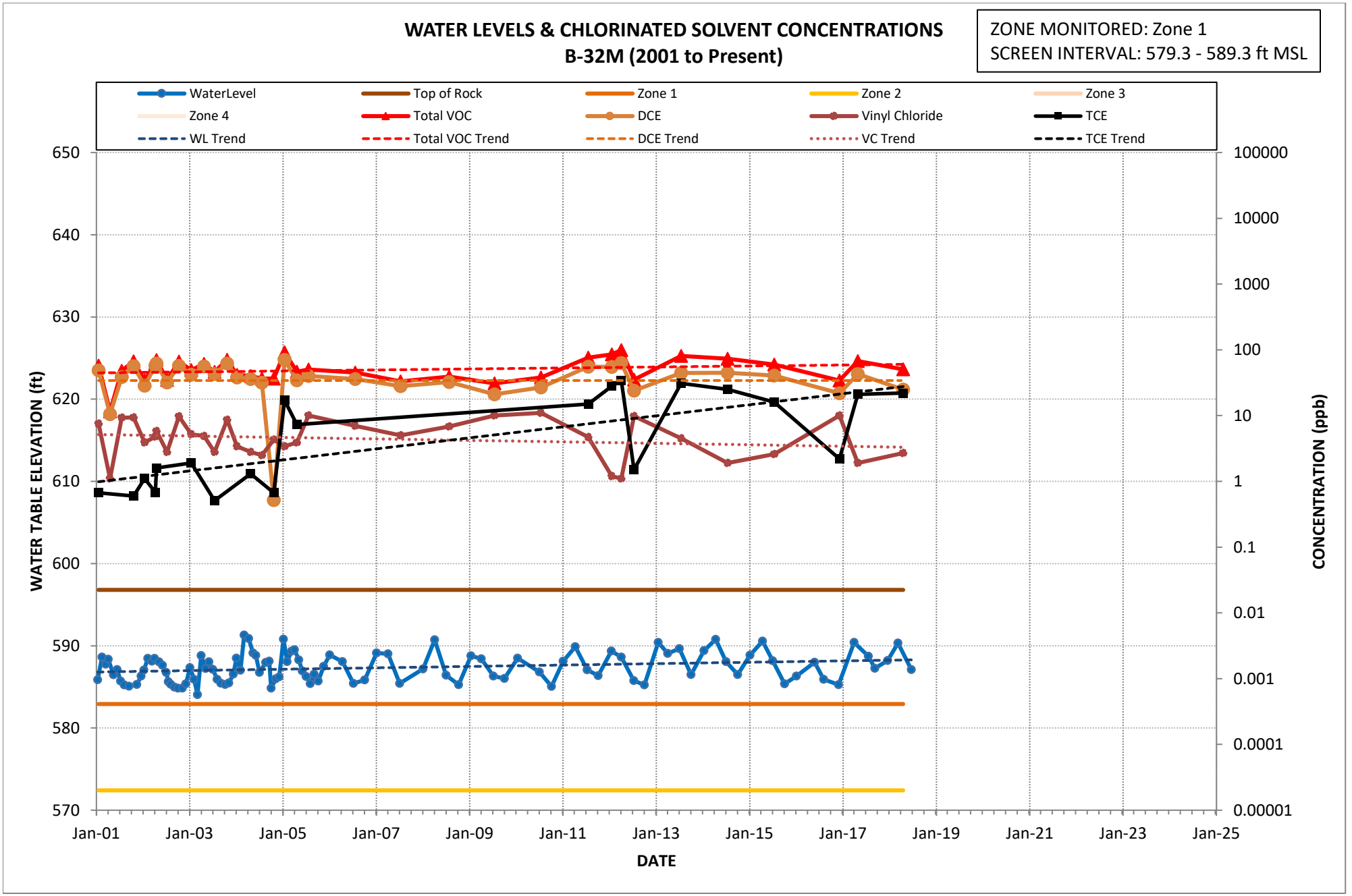
WATER LEVELS & CHLORINATED SOLVENT CONCENTRATIONS
B-32M (2001 to Present)
ZONE MONITORED: Zone 1
SCREEN INTERVAL: 579.3 - 589.3 ft MSL
WaterLevel
Top of Rock
Zone 1
Zone 2
Zone 3
Zone 4
Total VOC
DCE
Vinyl Chloride
TCE
WL Trend
Total VOC Trend
DCE Trend
VC Trend
TCE Trend
WATER TABLE ELEVATION (ft)
650
640
630
620
610
600
590
580
570
CONCENTRATION (ppb)
100000
10000
1000
100
10
1
0.1
0.01
0.001
0.0001
0.00001
Jan-01
Jan-03
Jan-05
Jan-07
Jan-09
Jan-11
Jan-13
Jan-15
Jan-17
Jan-19
Jan-21
Jan-23
Jan-25
DATE

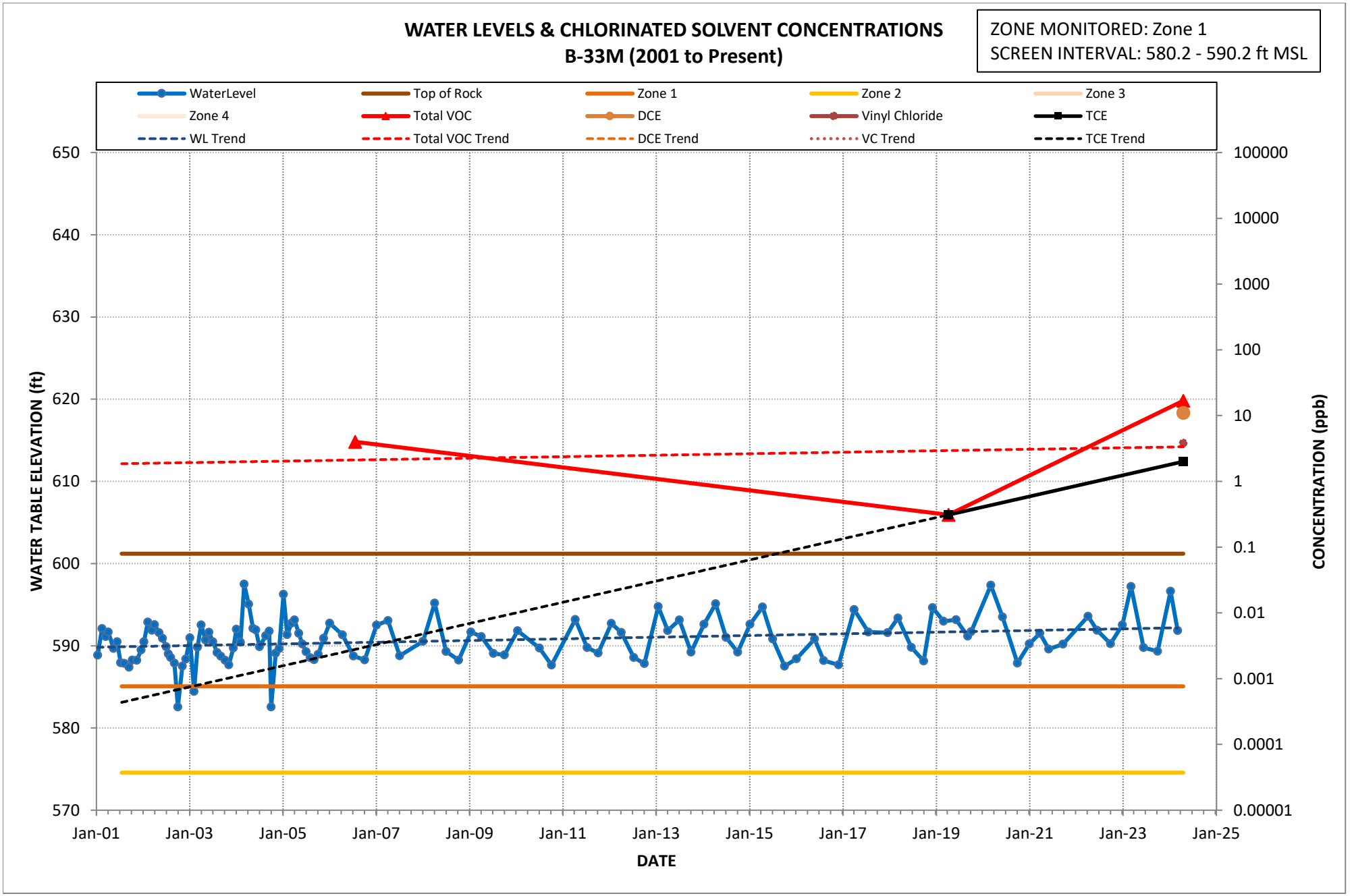
WATER LEVELS & CHLORINATED SOLVENT CONCENTRATIONS
B-33M (2001 to Present)
ZONE MONITORED: Zone 1
SCREEN INTERVAL: 580.2 - 590.2 ft MSL
WaterLevel
Top of Rock
Zone 1
Zone 2
Zone 3
Zone 4
Total VOC
DCE
Vinyl Chloride
TCE
WL Trend
Total VOC Trend
DCE Trend
VC Trend
TCE Trend
WATER TABLE ELEVATION (ft)
650
640
630
620
610
600
590
580
570
CONCENTRATION (ppb)
100000
10000
1000
100
10
1
0.1
0.01
0.001
0.0001
0.00001
Jan-01
Jan-03
Jan-05
Jan-07
Jan-09
Jan-11
Jan-13
Jan-15
Jan-17
Jan-19
Jan-21
Jan-23
Jan-25
DATE

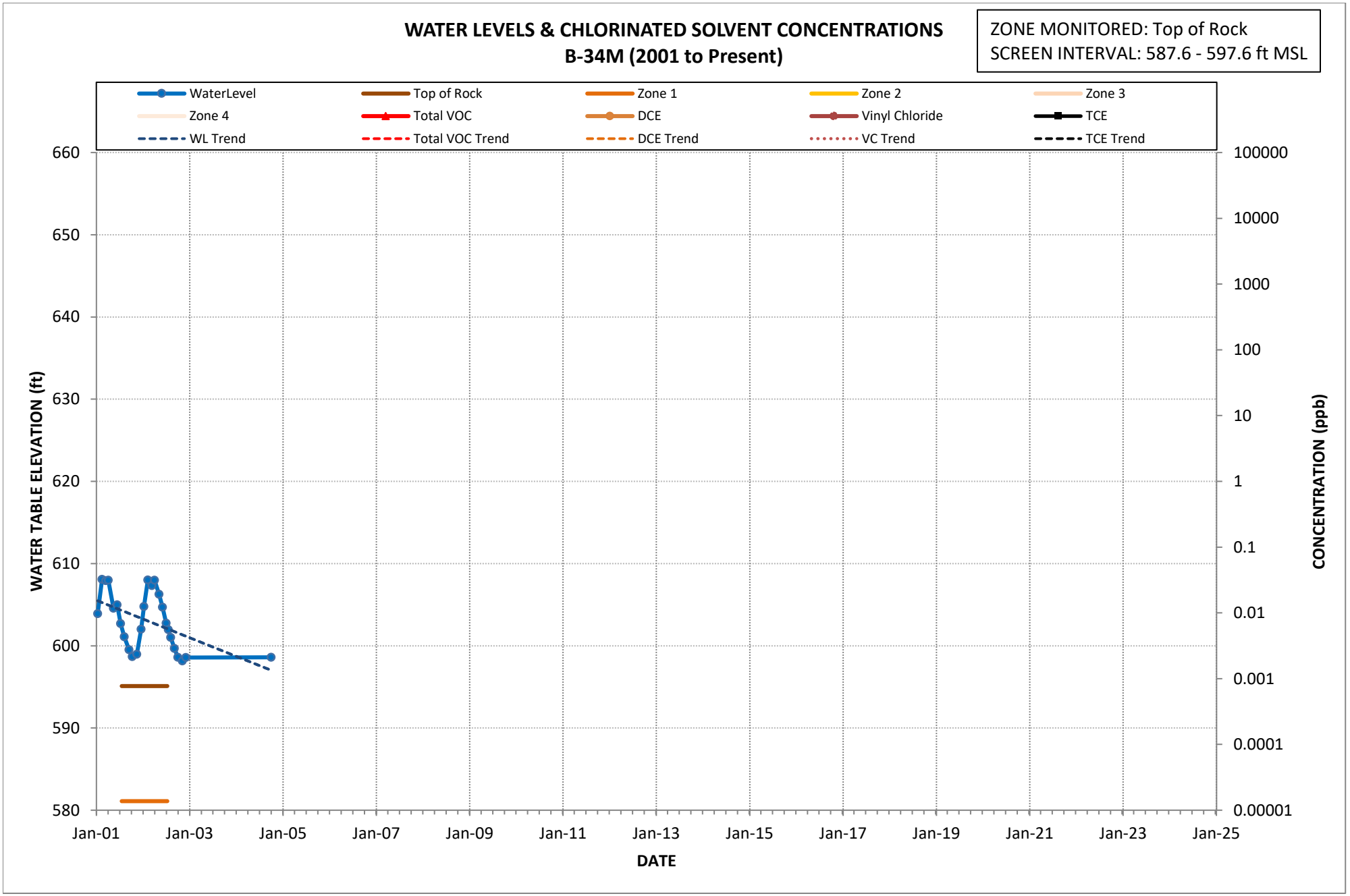
WATER LEVELS & CHLORINATED SOLVENT CONCENTRATIONS
B-34M (2001 to Present)
ZONE MONITORED: Top of Rock
SCREEN INTERVAL: 587.6 - 597.6 ft MSL
WaterLevel
Top of Rock
Zone 1
Zone 2
Zone 3
Zone 4
Total VOC
DCE
Vinyl Chloride
TCE
WL Trend
Total VOC Trend
DCE Trend
VC Trend
TCE Trend
660
650
640
630
620
610
600
590
580
WATER TABLE ELEVATION (ft)
100000
10000
1000
100
10
1
0.1
0.01
0.001
0.0001
0.00001
CONCENTRATION (ppb)
Jan-01
Jan-03
Jan-05
Jan-07
Jan-09
Jan-11
Jan-13
Jan-15
Jan-17
Jan-19
Jan-21
Jan-23
Jan-25
DATE

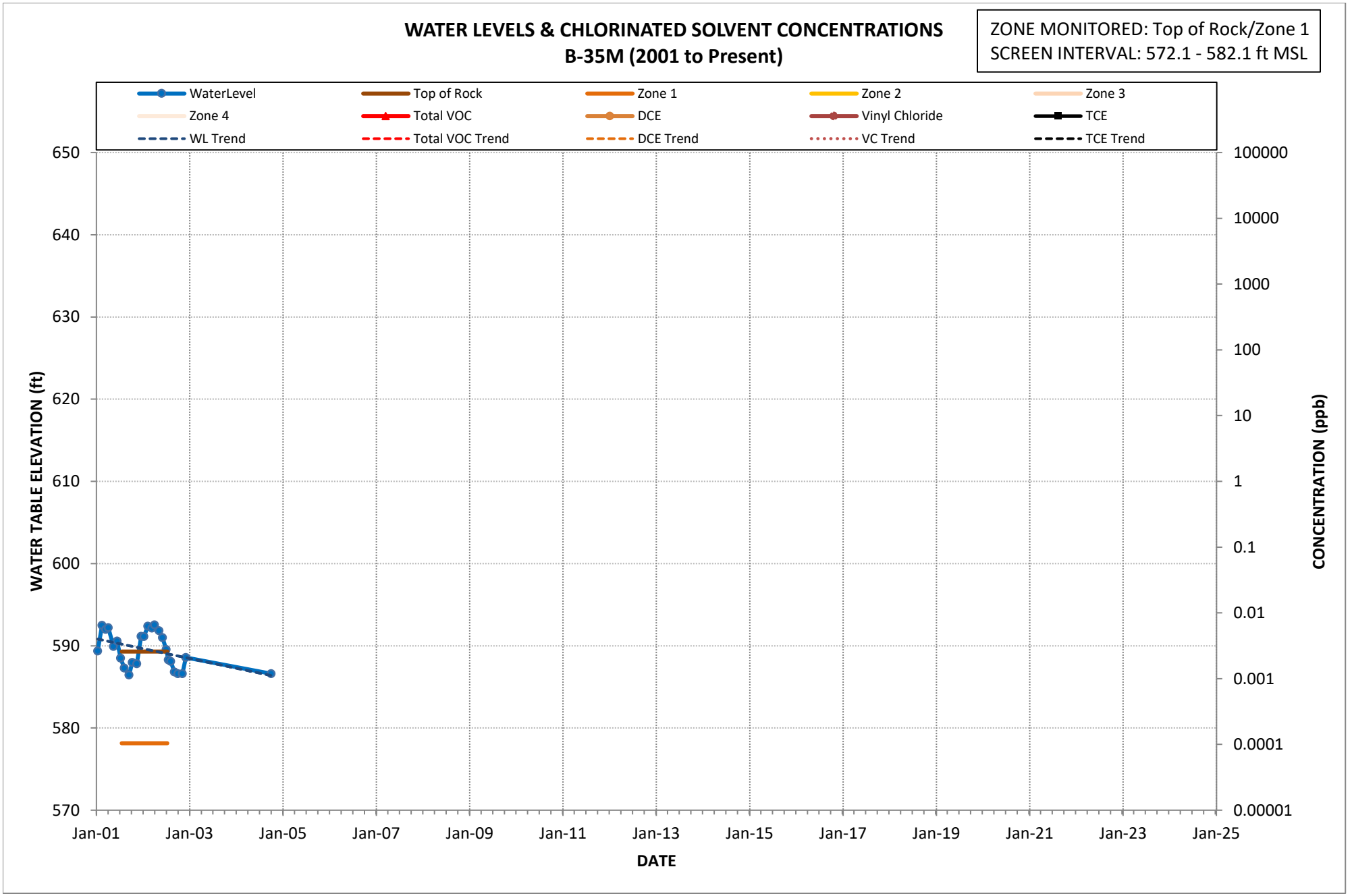
WATER LEVELS & CHLORINATED SOLVENT CONCENTRATIONS
B-35M (2001 to Present)
ZONE MONITORED: Top of Rock/Zone 1
SCREEN INTERVAL: 572.1 - 582.1 ft MSL
WaterLevel
Top of Rock
Zone 1
Zone 2
Zone 3
Zone 4
Total VOC
DCE
Vinyl Chloride
TCE
WL Trend
Total VOC Trend
DCE Trend
VC Trend
TCE Trend
650
640
630
620
610
600
590
580
570
WATER TABLE ELEVATION (ft)
100000
10000
1000
100
10
1
0.1
0.01
0.001
0.0001
0.00001
CONCENTRATION (ppb)
Jan-01
Jan-03
Jan-05
Jan-07
Jan-09
Jan-11
Jan-13
Jan-15
Jan-17
Jan-19
Jan-21
Jan-23
Jan-25
DATE

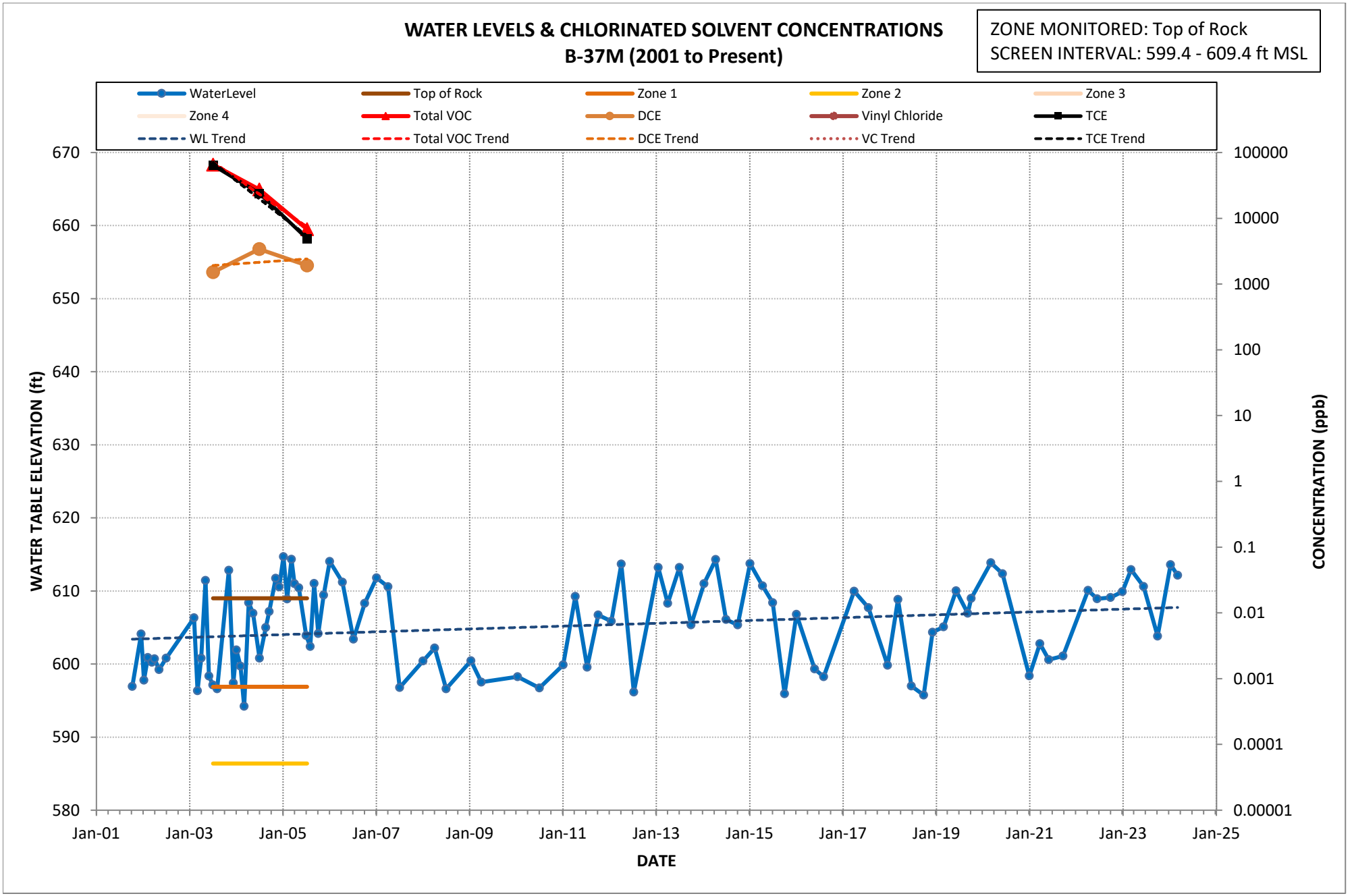
WATER LEVELS & CHLORINATED SOLVENT CONCENTRATIONS
B-37M (2001 to Present)
ZONE MONITORED: Top of Rock
SCREEN INTERVAL: 599.4 - 609.4 ft MSL
WaterLevel
Top of Rock
Zone 1
Zone 2
Zone 3
Zone 4
Total VOC
DCE
Vinyl Chloride
TCE
WL Trend
Total VOC Trend
DCE Trend
VC Trend
TCE Trend
WATER TABLE ELEVATION (ft)
CONCENTRATION (ppb)
DATE
670
660
650
640
630
620
610
600
590
580
100000
10000
1000
100
10
1
0.1
0.01
0.001
0.0001
0.00001
Jan-01
Jan-03
Jan-05
Jan-07
Jan-09
Jan-11
Jan-13
Jan-15
Jan-17
Jan-19
Jan-21
Jan-23
Jan-25

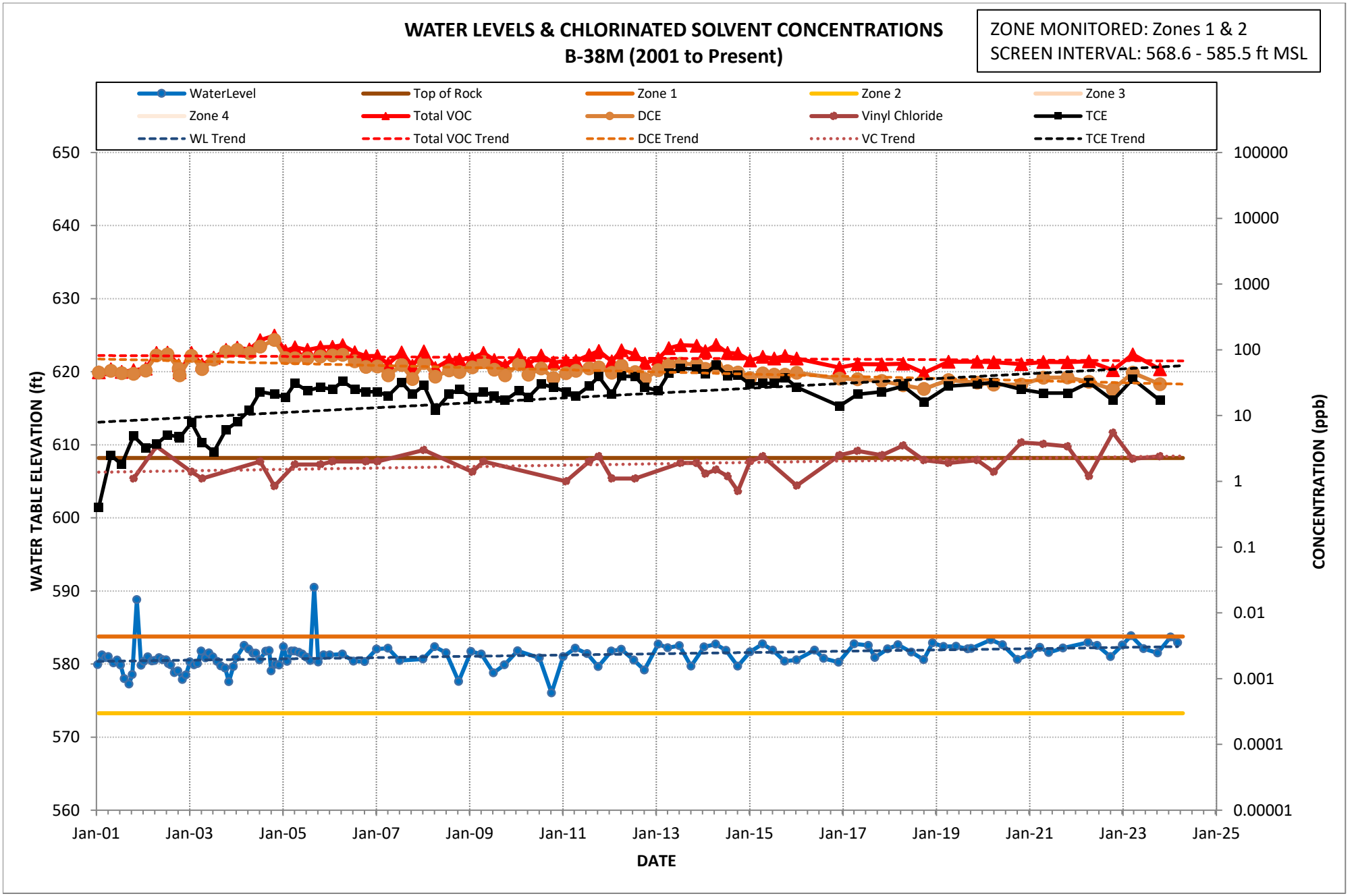
WATER LEVELS & CHLORINATED SOLVENT CONCENTRATIONS
B-38M (2001 to Present)
ZONE MONITORED: Zones 1 & 2
SCREEN INTERVAL: 568.6 - 585.5 ft MSL
WaterLevel
Top of Rock
Zone 1
Zone 2
Zone 3
Zone 4
Total VOC
DCE
Vinyl Chloride
TCE
WL Trend
Total VOC Trend
DCE Trend
VC Trend
TCE Trend
650
640
630
620
610
600
590
580
570
560
WATER TABLE ELEVATION (ft)
100000
10000
1000
100
10
1
0.1
0.01
0.001
0.0001
0.00001
CONCENTRATION (ppb)
Jan-01
Jan-03
Jan-05
Jan-07
Jan-09
Jan-11
Jan-13
Jan-15
Jan-17
Jan-19
Jan-21
Jan-23
Jan-25
DATE

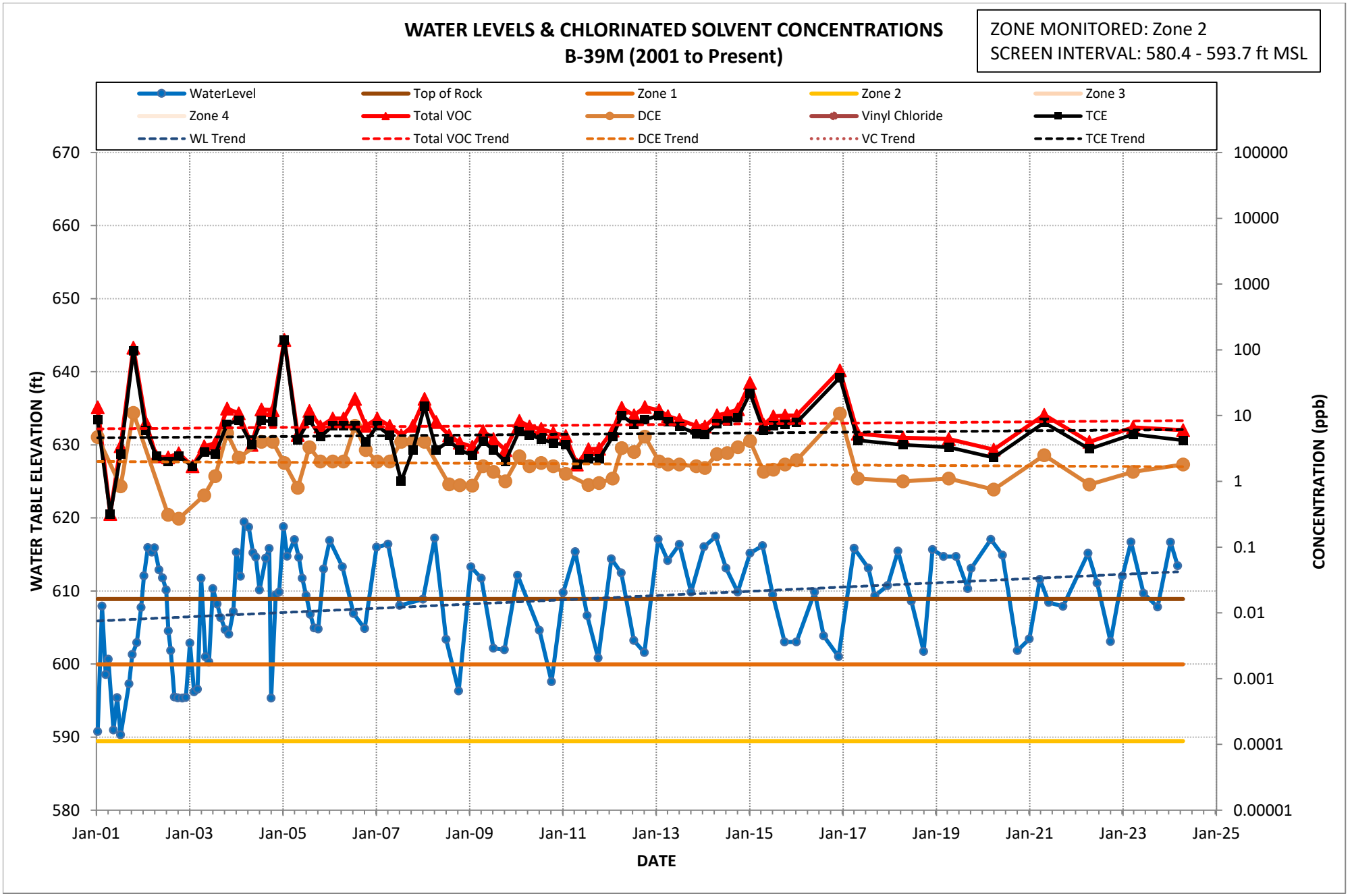
WATER LEVELS & CHLORINATED SOLVENT CONCENTRATIONS
B-39M (2001 to Present)
ZONE MONITORED: Zone 2
SCREEN INTERVAL: 580.4 - 593.7 ft MSL
WaterLevel
Top of Rock
Zone 1
Zone 2
Zone 3
Zone 4
Total VOC
DCE
Vinyl Chloride
TCE
WL Trend
Total VOC Trend
DCE Trend
VC Trend
TCE Trend
WATER TABLE ELEVATION (ft)
CONCENTRATION (ppb)
DATE
670
660
650
640
630
620
610
600
590
580
100000
10000
1000
100
10
1
0.1
0.01
0.001
0.0001
0.00001
Jan-01
Jan-03
Jan-05
Jan-07
Jan-09
Jan-11
Jan-13
Jan-15
Jan-17
Jan-19
Jan-21
Jan-23
Jan-25

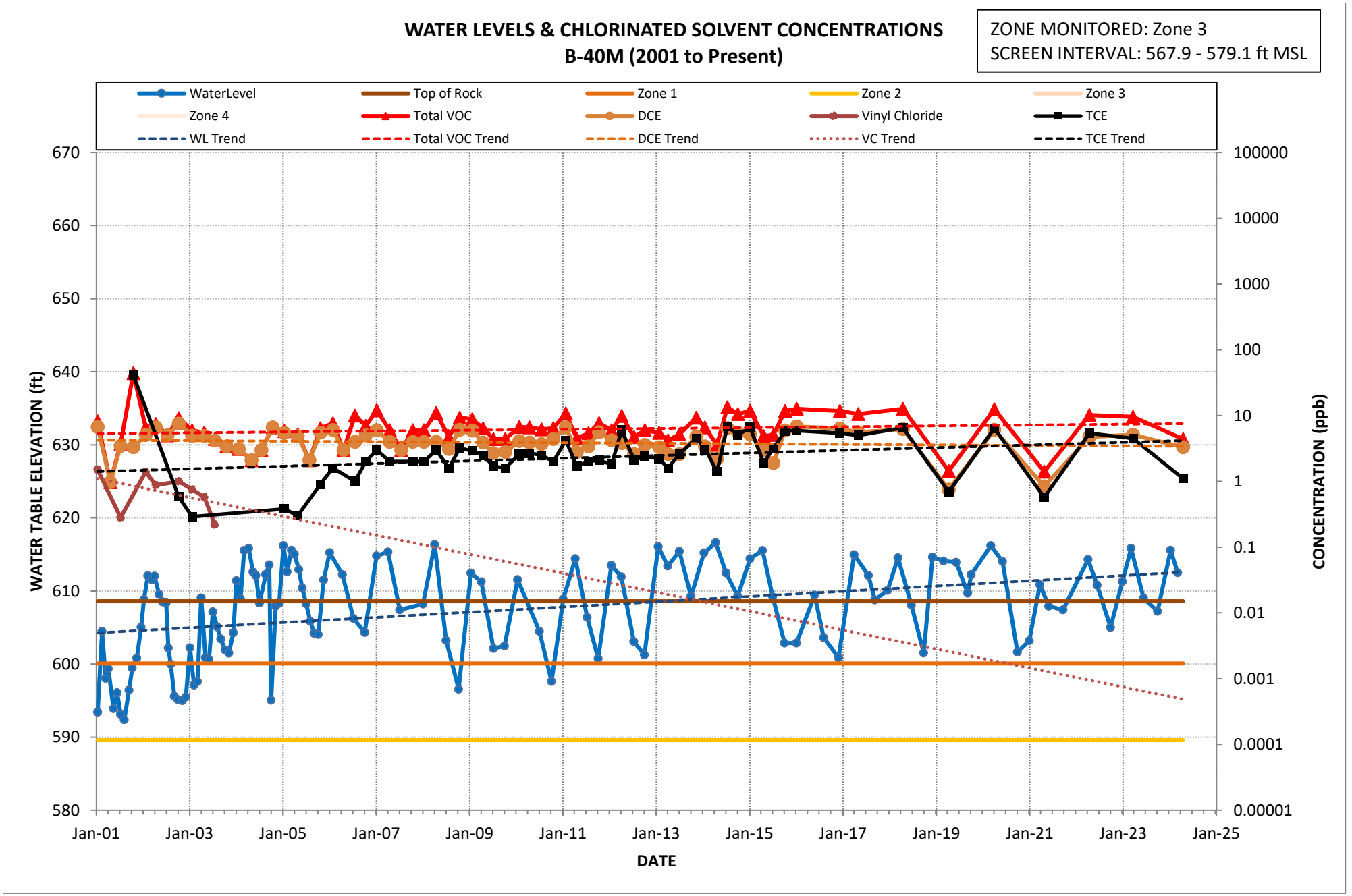
WATER LEVELS & CHLORINATED SOLVENT CONCENTRATIONS
B-40M (2001 to Present)
ZONE MONITORED: Zone 3
SCREEN INTERVAL: 567.9 - 579.1 ft MSL
WaterLevel
Top of Rock
Zone 1
Zone 2
Zone 3
Zone 4
Total VOC
DCE
Vinyl Chloride
TCE
WL Trend
Total VOC Trend
DCE Trend
VC Trend
TCE Trend
WATER TABLE ELEVATION (ft)
CONCENTRATION (ppb)
DATE
670
660
650
640
630
620
610
600
590
580
100000
10000
1000
100
10
1
0.1
0.01
0.001
0.0001
0.00001
Jan-01
Jan-03
Jan-05
Jan-07
Jan-09
Jan-11
Jan-13
Jan-15
Jan-17
Jan-19
Jan-21
Jan-23
Jan-25

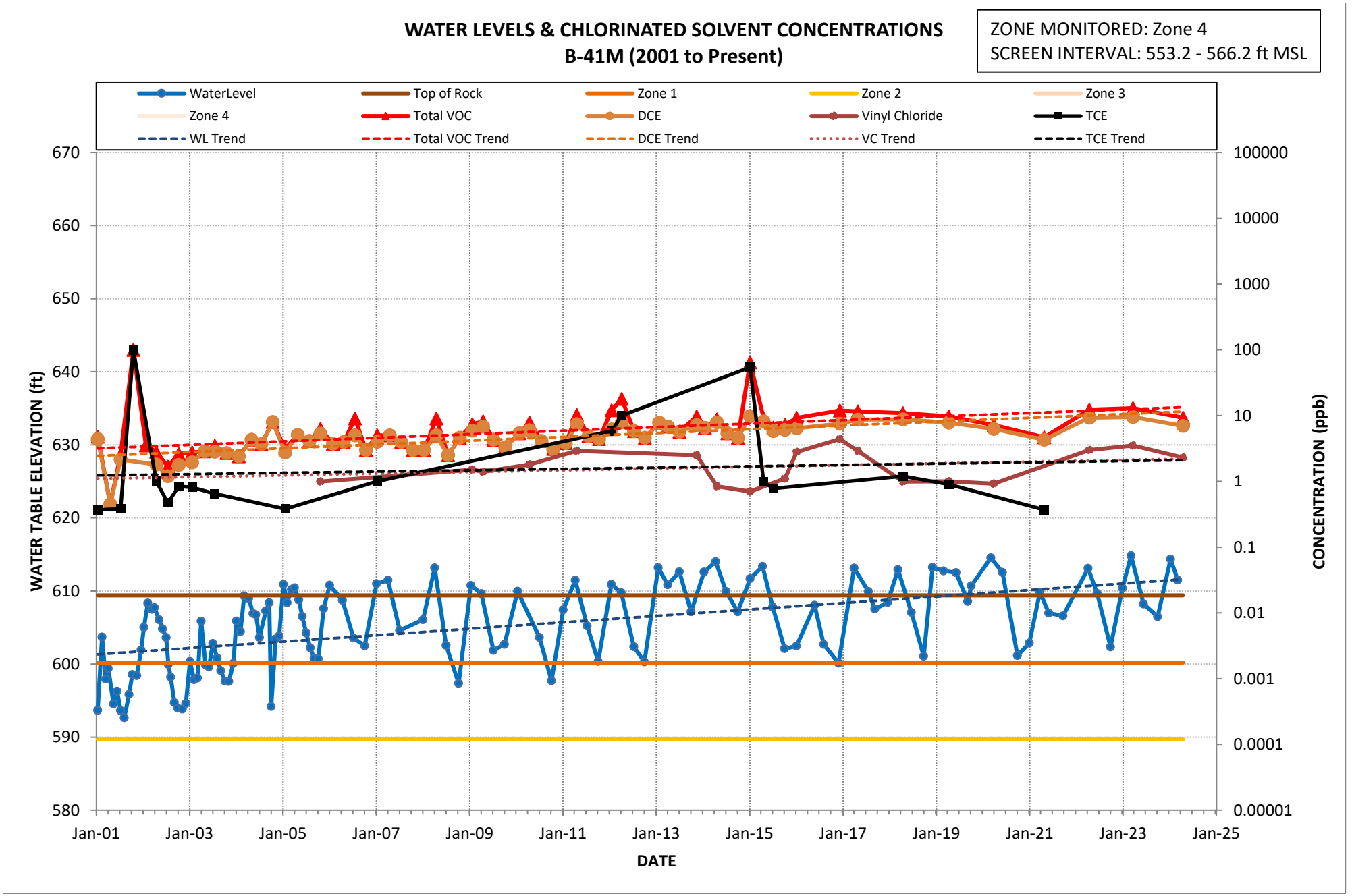
WATER LEVELS & CHLORINATED SOLVENT CONCENTRATIONS
B-41M (2001 to Present)
ZONE MONITORED: Zone 4
SCREEN INTERVAL: 553.2 - 566.2 ft MSL
WaterLevel
Top of Rock
Zone 1
Zone 2
Zone 3
Zone 4
Total VOC
DCE
Vinyl Chloride
TCE
WL Trend
Total VOC Trend
DCE Trend
VC Trend
TCE Trend
WATER TABLE ELEVATION (ft)
CONCENTRATION (ppb)
DATE
670
660
650
640
630
620
610
600
590
580
100000
10000
1000
100
10
1
0.1
0.01
0.001
0.0001
0.00001
Jan-01
Jan-03
Jan-05
Jan-07
Jan-09
Jan-11
Jan-13
Jan-15
Jan-17
Jan-19
Jan-21
Jan-23
Jan-25

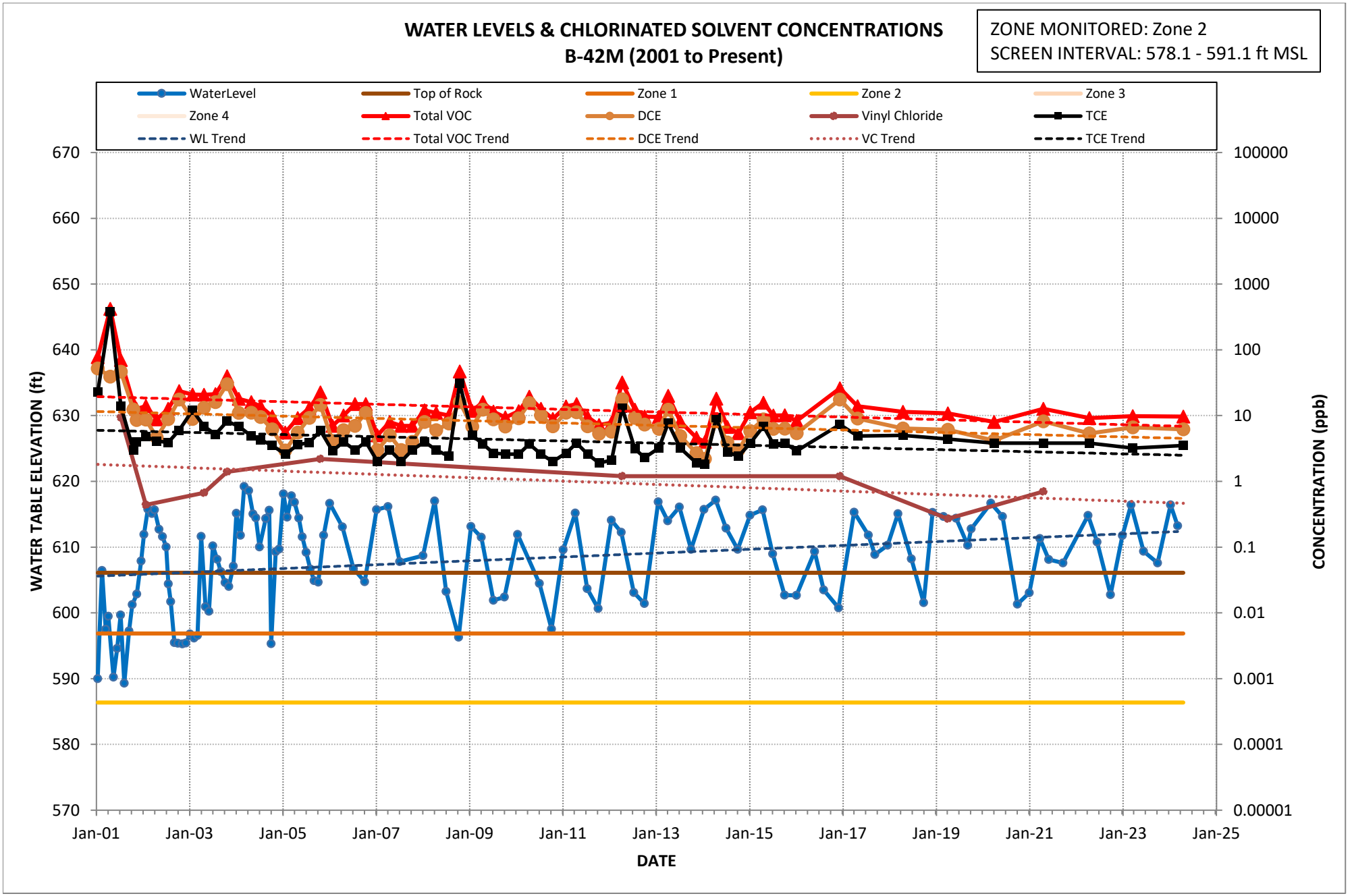
WATER LEVELS & CHLORINATED SOLVENT CONCENTRATIONS
B-42M (2001 to Present)
ZONE MONITORED: Zone 2
SCREEN INTERVAL: 578.1 - 591.1 ft MSL
WaterLevel
Top of Rock
Zone 1
Zone 2
Zone 3
Zone 4
Total VOC
DCE
Vinyl Chloride
TCE
WL Trend
Total VOC Trend
DCE Trend
VC Trend
TCE Trend
WATER TABLE ELEVATION (ft)
CONCENTRATION (ppb)
DATE
670
660
650
640
630
620
610
600
590
580
570
100000
10000
1000
100
10
1
0.1
0.01
0.001
0.0001
0.00001
Jan-01
Jan-03
Jan-05
Jan-07
Jan-09
Jan-11
Jan-13
Jan-15
Jan-17
Jan-19
Jan-21
Jan-23
Jan-25

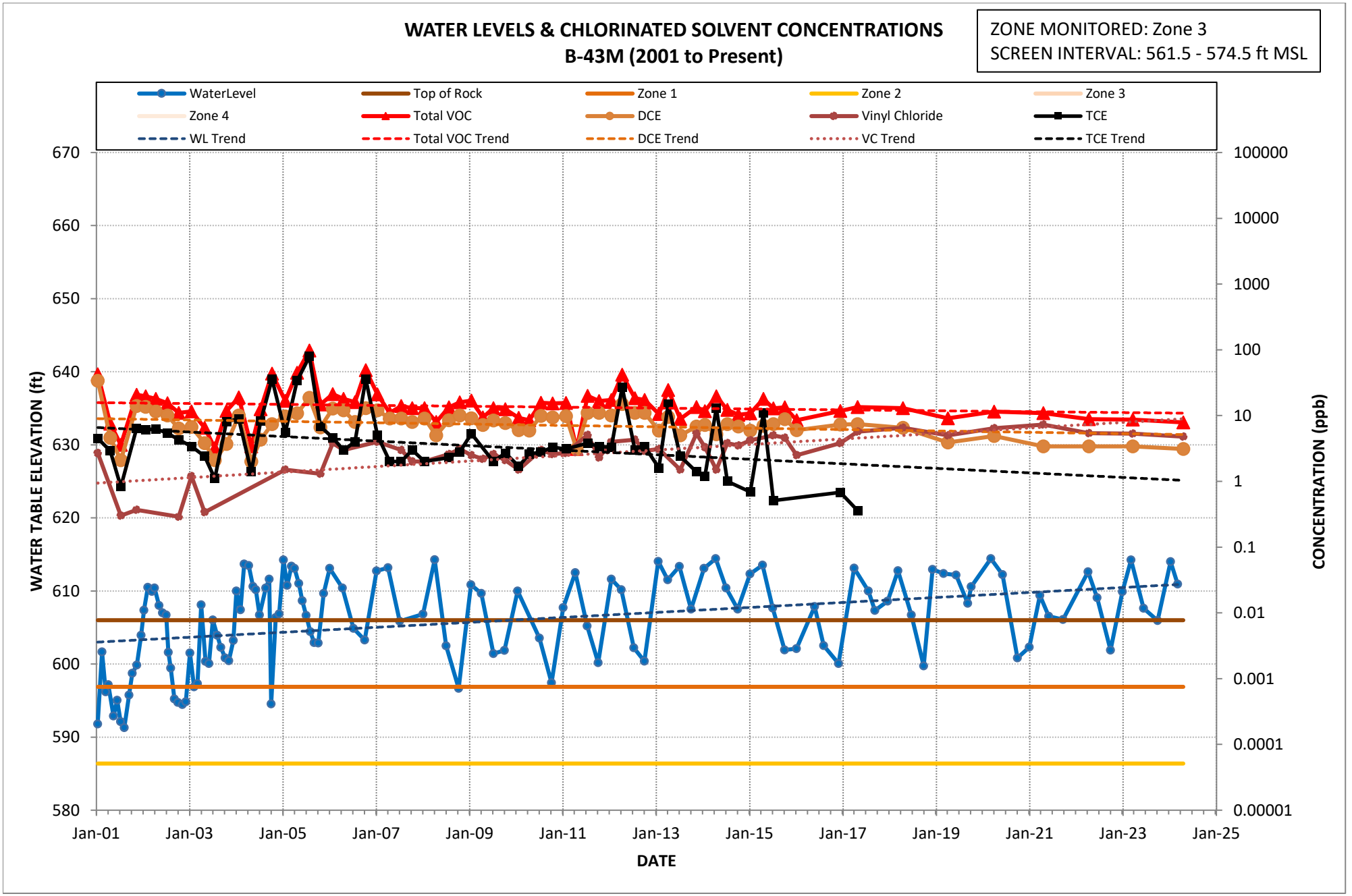
WATER LEVELS & CHLORINATED SOLVENT CONCENTRATIONS
B-43M (2001 to Present)
ZONE MONITORED: Zone 3
SCREEN INTERVAL: 561.5 - 574.5 ft MSL
WaterLevel
Top of Rock
Zone 1
Zone 2
Zone 3
Zone 4
Total VOC
DCE
Vinyl Chloride
TCE
WL Trend
Total VOC Trend
DCE Trend
VC Trend
TCE Trend
WATER TABLE ELEVATION (ft)
CONCENTRATION (ppb)
DATE
670
660
650
640
630
620
610
600
590
580
100000
10000
1000
100
10
1
0.1
0.01
0.001
0.0001
0.00001
Jan-01
Jan-03
Jan-05
Jan-07
Jan-09
Jan-11
Jan-13
Jan-15
Jan-17
Jan-19
Jan-21
Jan-23
Jan-25

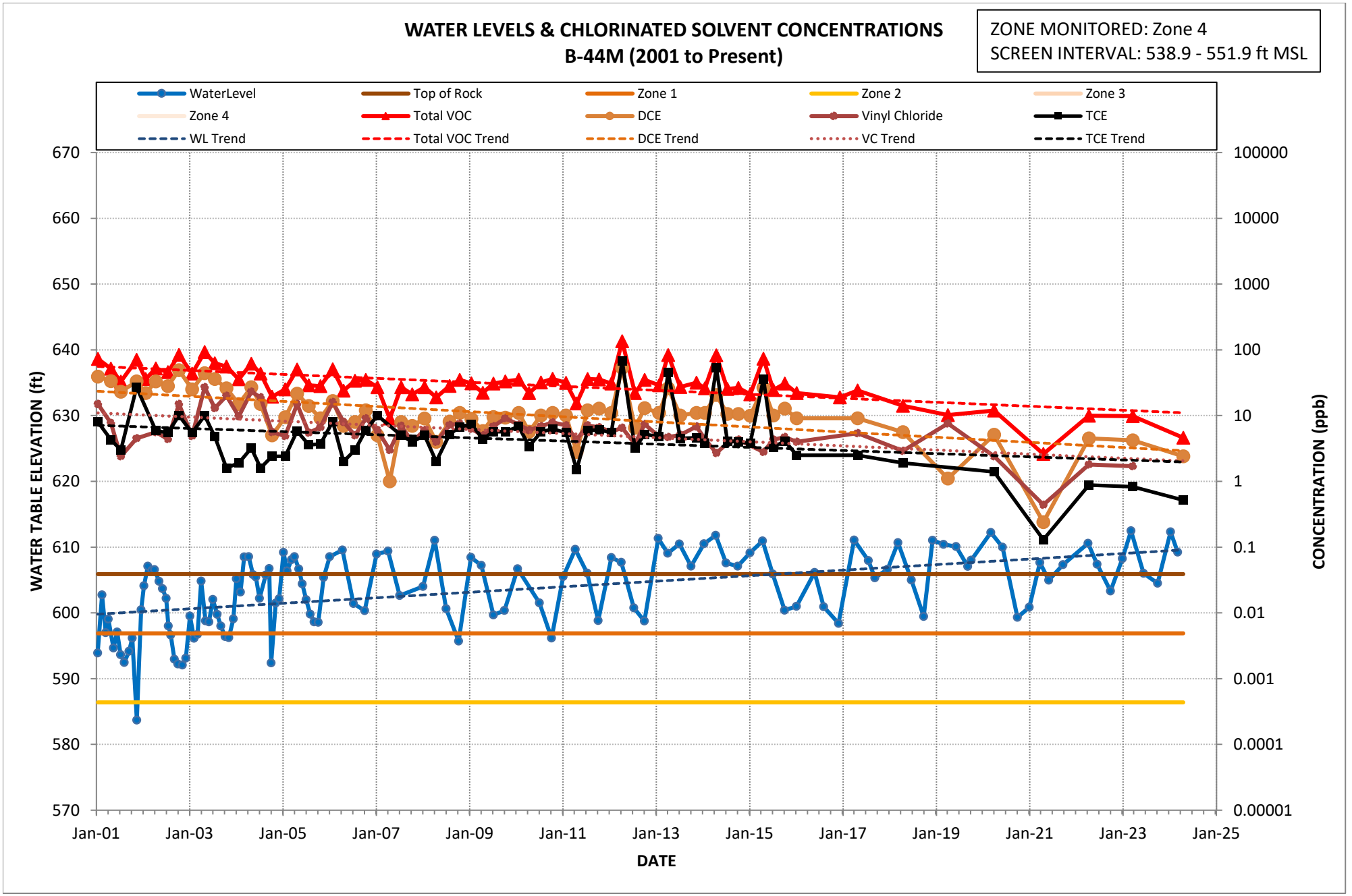
WATER LEVELS & CHLORINATED SOLVENT CONCENTRATIONS
B-44M (2001 to Present)
ZONE MONITORED: Zone 4
SCREEN INTERVAL: 538.9 - 551.9 ft MSL
WaterLevel
Top of Rock
Zone 1
Zone 2
Zone 3
Zone 4
Total VOC
DCE
Vinyl Chloride
TCE
WL Trend
Total VOC Trend
DCE Trend
VC Trend
TCE Trend
WATER TABLE ELEVATION (ft)
CONCENTRATION (ppb)
DATE
670
660
650
640
630
620
610
600
590
580
570
100000
10000
1000
100
10
1
0.1
0.01
0.001
0.0001
0.00001
Jan-01
Jan-03
Jan-05
Jan-07
Jan-09
Jan-11
Jan-13
Jan-15
Jan-17
Jan-19
Jan-21
Jan-23
Jan-25

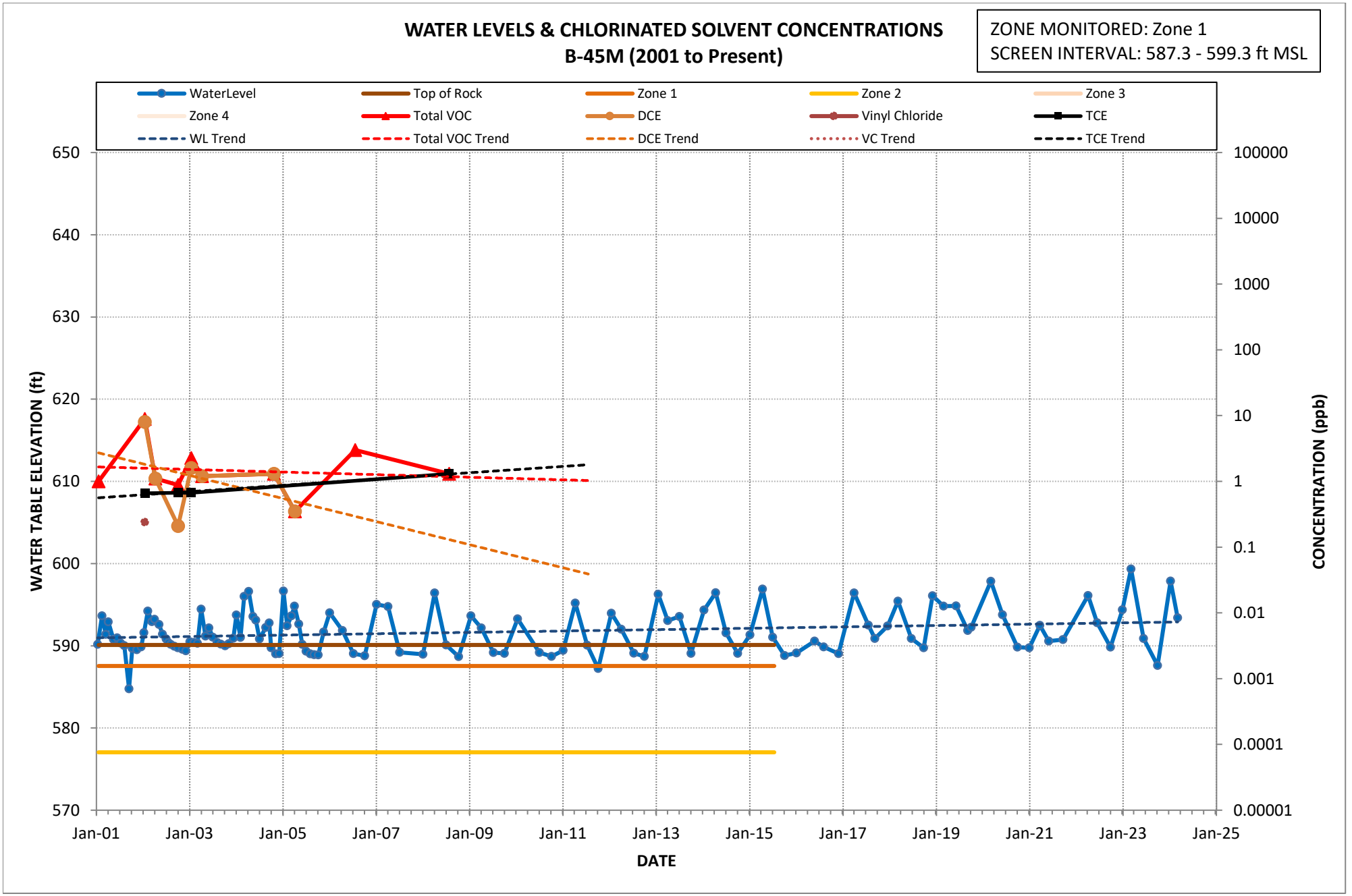
WATER LEVELS & CHLORINATED SOLVENT CONCENTRATIONS
B-45M (2001 to Present)
ZONE MONITORED: Zone 1
SCREEN INTERVAL: 587.3 - 599.3 ft MSL
WaterLevel
Top of Rock
Zone 1
Zone 2
Zone 3
Zone 4
Total VOC
DCE
Vinyl Chloride
TCE
WL Trend
Total VOC Trend
DCE Trend
VC Trend
TCE Trend
WATER TABLE ELEVATION (ft)
650
640
630
620
610
600
590
580
570
CONCENTRATION (ppb)
100000
10000
1000
100
10
1
0.1
0.01
0.001
0.0001
0.00001
Jan-01
Jan-03
Jan-05
Jan-07
Jan-09
Jan-11
Jan-13
Jan-15
Jan-17
Jan-19
Jan-21
Jan-23
Jan-25
DATE

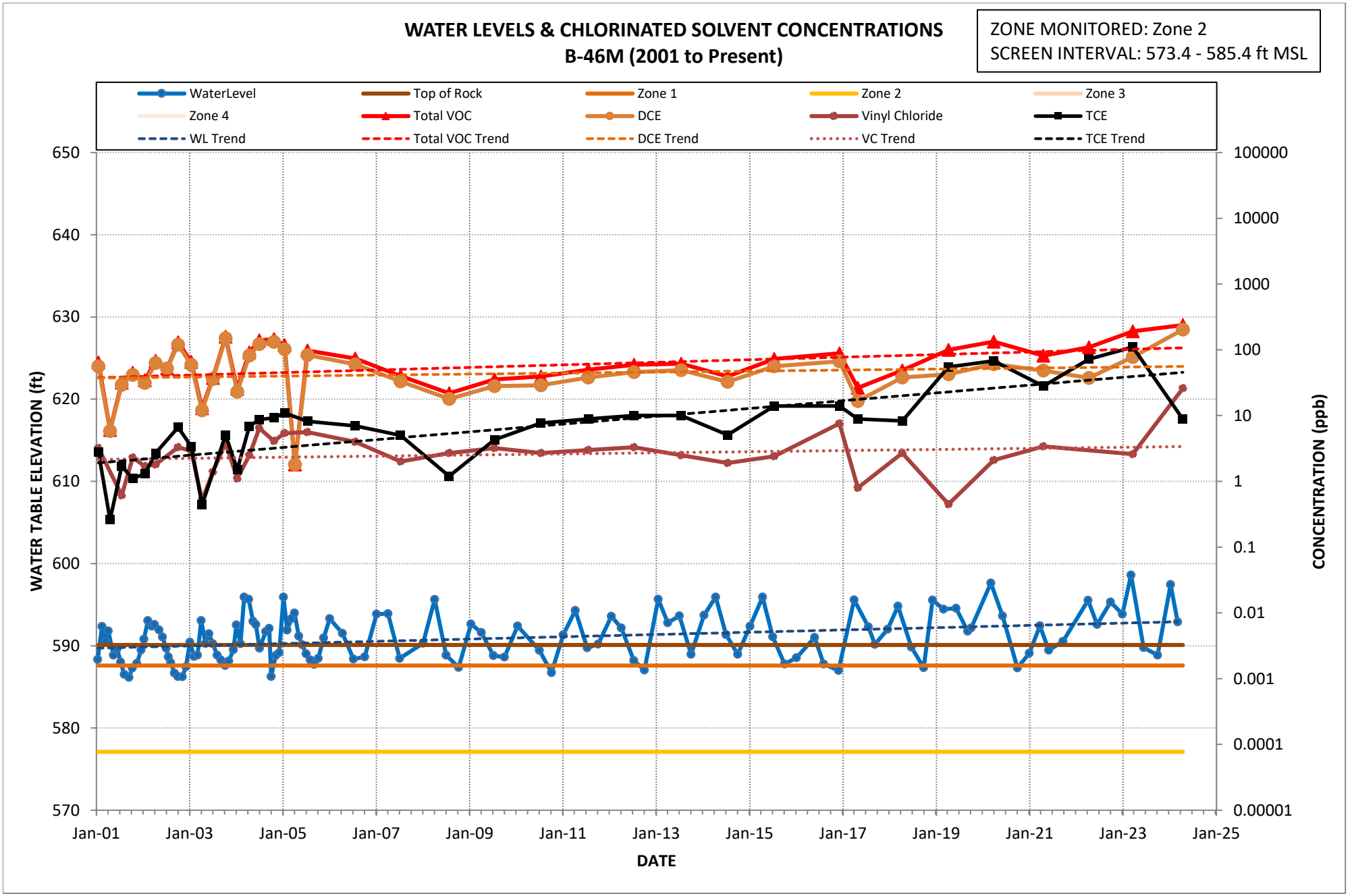
WATER LEVELS & CHLORINATED SOLVENT CONCENTRATIONS
B-46M (2001 to Present)
ZONE MONITORED: Zone 2
SCREEN INTERVAL: 573.4 - 585.4 ft MSL
WaterLevel
Top of Rock
Zone 1
Zone 2
Zone 3
Zone 4
Total VOC
DCE
Vinyl Chloride
TCE
WL Trend
Total VOC Trend
DCE Trend
VC Trend
TCE Trend
WATER TABLE ELEVATION (ft)
650
640
630
620
610
600
590
580
570
CONCENTRATION (ppb)
100000
10000
1000
100
10
1
0.1
0.01
0.001
0.0001
0.00001
Jan-01
Jan-03
Jan-05
Jan-07
Jan-09
Jan-11
Jan-13
Jan-15
Jan-17
Jan-19
Jan-21
Jan-23
Jan-25
DATE

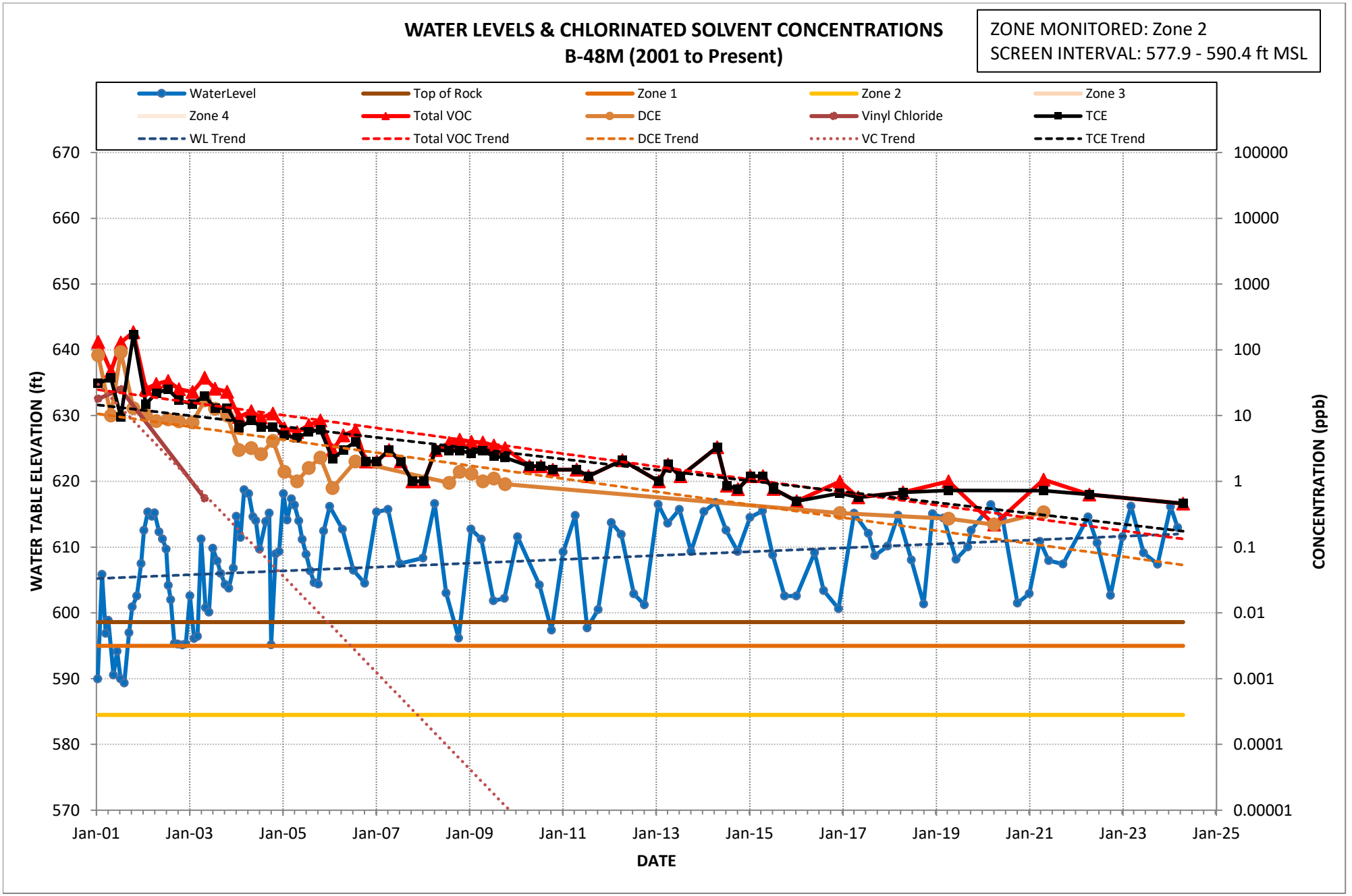
WATER LEVELS & CHLORINATED SOLVENT CONCENTRATIONS
B-48M (2001 to Present)
ZONE MONITORED: Zone 2
SCREEN INTERVAL: 577.9 - 590.4 ft MSL
WaterLevel
Top of Rock
Zone 1
Zone 2
Zone 3
Zone 4
Total VOC
DCE
Vinyl Chloride
TCE
WL Trend
Total VOC Trend
DCE Trend
VC Trend
TCE Trend
WATER TABLE ELEVATION (ft)
CONCENTRATION (ppb)
DATE
670
660
650
640
630
620
610
600
590
580
570
100000
10000
1000
100
10
1
0.1
0.01
0.001
0.0001
0.00001
Jan-01
Jan-03
Jan-05
Jan-07
Jan-09
Jan-11
Jan-13
Jan-15
Jan-17
Jan-19
Jan-21
Jan-23
Jan-25

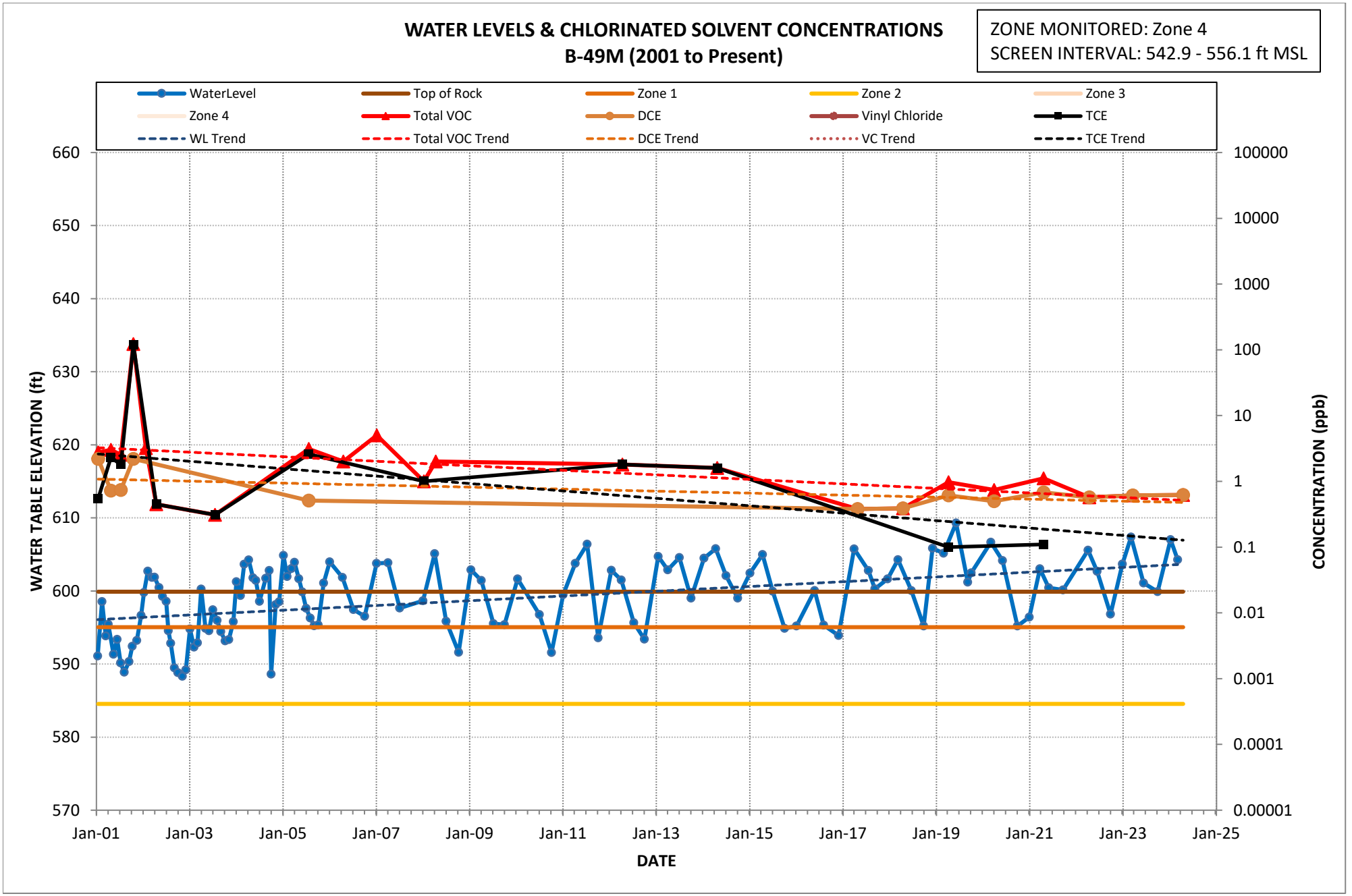
WATER LEVELS & CHLORINATED SOLVENT CONCENTRATIONS
B-49M (2001 to Present)
ZONE MONITORED: Zone 4
SCREEN INTERVAL: 542.9 - 556.1 ft MSL
WaterLevel
Top of Rock
Zone 1
Zone 2
Zone 3
Zone 4
Total VOC
DCE
Vinyl Chloride
TCE
WL Trend
Total VOC Trend
DCE Trend
VC Trend
TCE Trend
WATER TABLE ELEVATION (ft)
660
650
640
630
620
610
600
590
580
570
CONCENTRATION (ppb)
100000
10000
1000
100
10
1
0.1
0.01
0.001
0.0001
0.00001
Jan-01
Jan-03
Jan-05
Jan-07
Jan-09
Jan-11
Jan-13
Jan-15
Jan-17
Jan-19
Jan-21
Jan-23
Jan-25
DATE

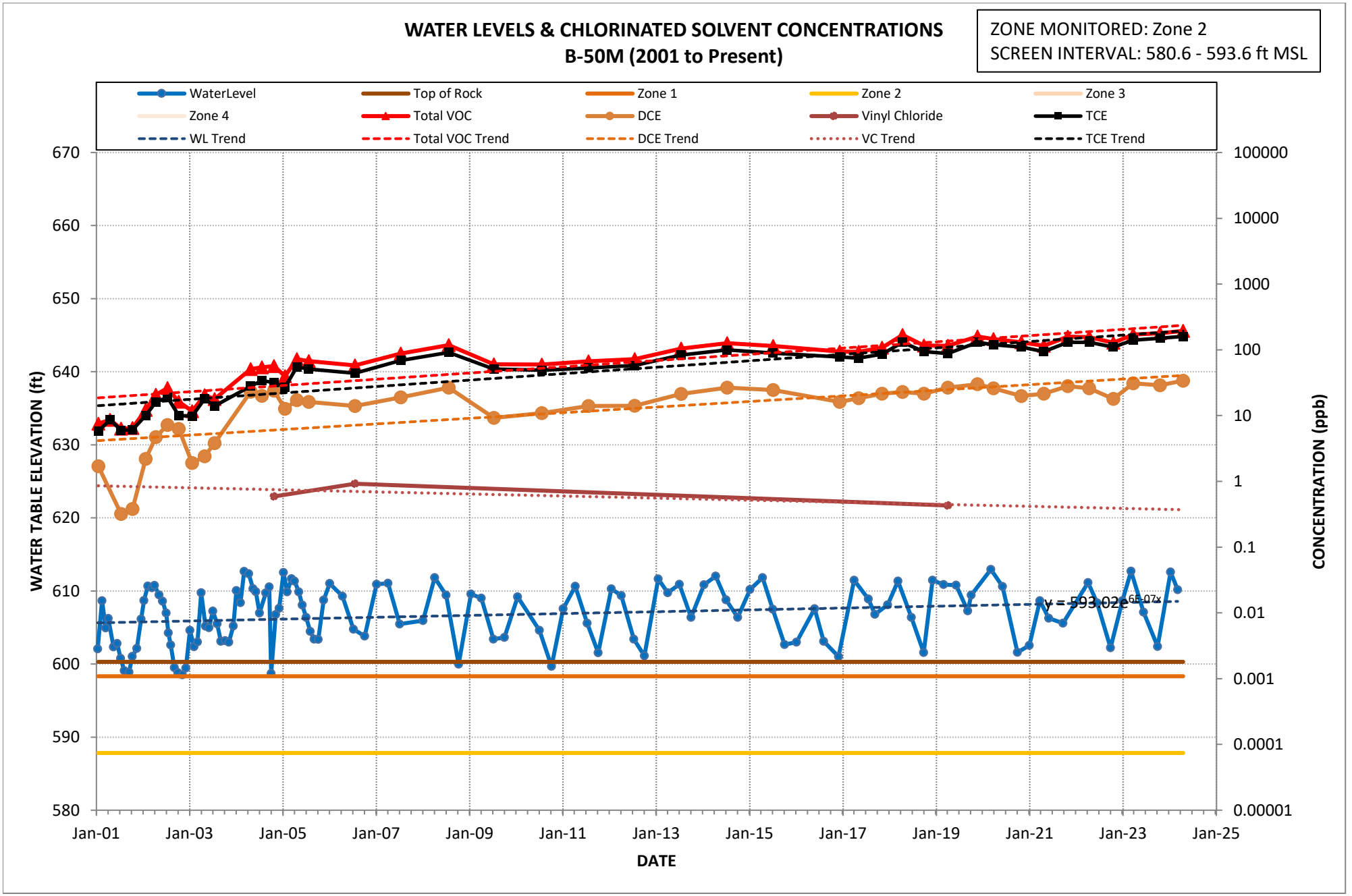
WATER LEVELS & CHLORINATED SOLVENT CONCENTRATIONS
B-50M (2001 to Present)
ZONE MONITORED: Zone 2
SCREEN INTERVAL: 580.6 - 593.6 ft MSL
WaterLevel
Top of Rock
Zone 1
Zone 2
Zone 3
Zone 4
Total VOC
DCE
Vinyl Chloride
TCE
WL Trend
Total VOC Trend
DCE Trend
VC Trend
TCE Trend
WATER TABLE ELEVATION (ft)
CONCENTRATION (ppb)
DATE
670
660
650
640
630
620
610
600
590
580
100000
10000
1000
100
10
1
0.1
0.01
0.001
0.0001
0.00001
Jan-01
Jan-03
Jan-05
Jan-07
Jan-09
Jan-11
Jan-13
Jan-15
Jan-17
Jan-19
Jan-21
Jan-23
Jan-25
y = 593.02e6E-07x

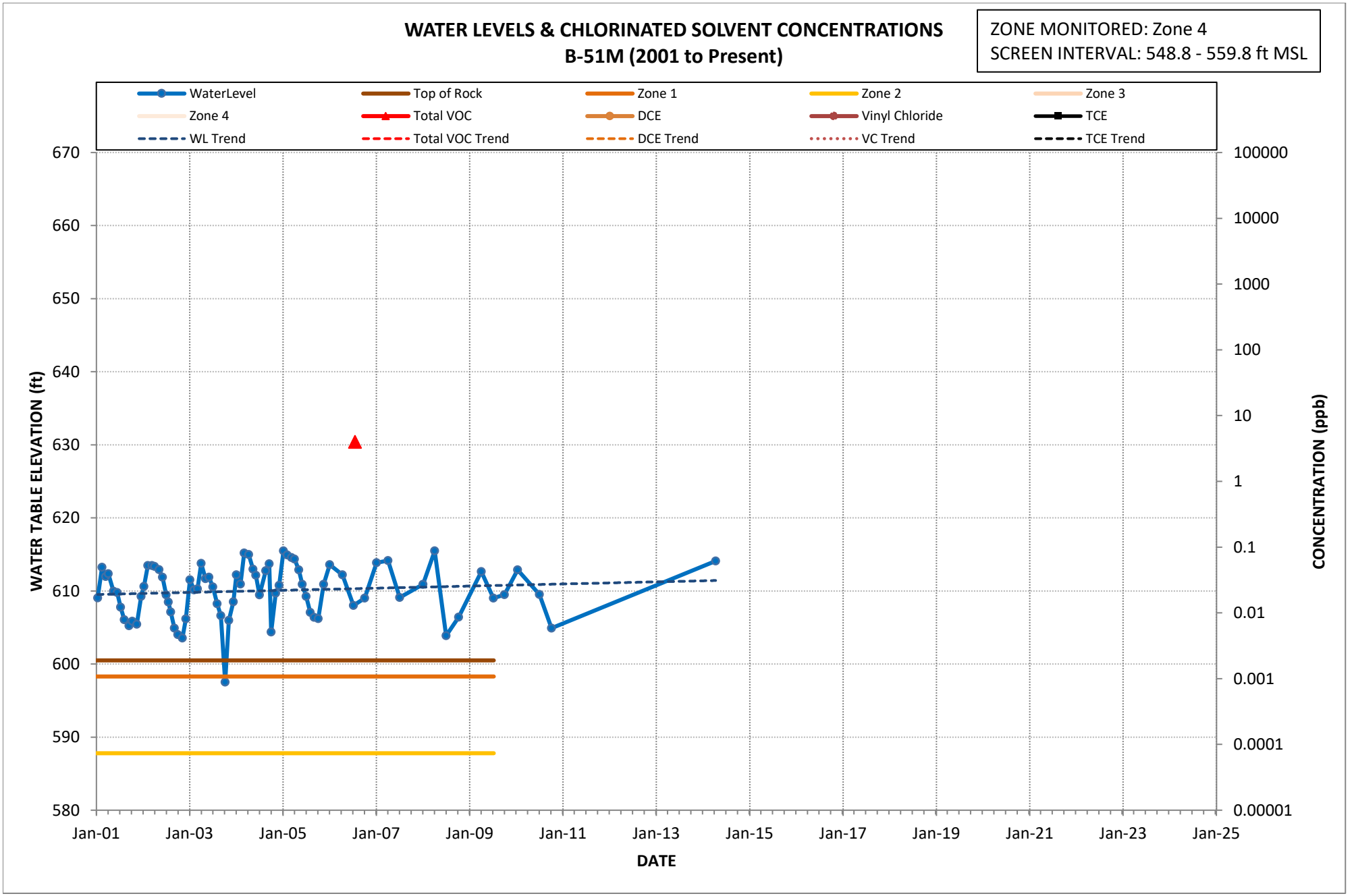
WATER LEVELS & CHLORINATED SOLVENT CONCENTRATIONS
B-51M (2001 to Present)
ZONE MONITORED: Zone 4
SCREEN INTERVAL: 548.8 - 559.8 ft MSL
WaterLevel
Top of Rock
Zone 1
Zone 2
Zone 3
Zone 4
Total VOC
DCE
Vinyl Chloride
TCE
WL Trend
Total VOC Trend
DCE Trend
VC Trend
TCE Trend
WATER TABLE ELEVATION (ft)
670
660
650
640
630
620
610
600
590
580
CONCENTRATION (ppb)
100000
10000
1000
100
10
1
0.1
0.01
0.001
0.0001
0.00001
Jan-01
Jan-03
Jan-05
Jan-07
Jan-09
Jan-11
Jan-13
Jan-15
Jan-17
Jan-19
Jan-21
Jan-23
Jan-25
DATE

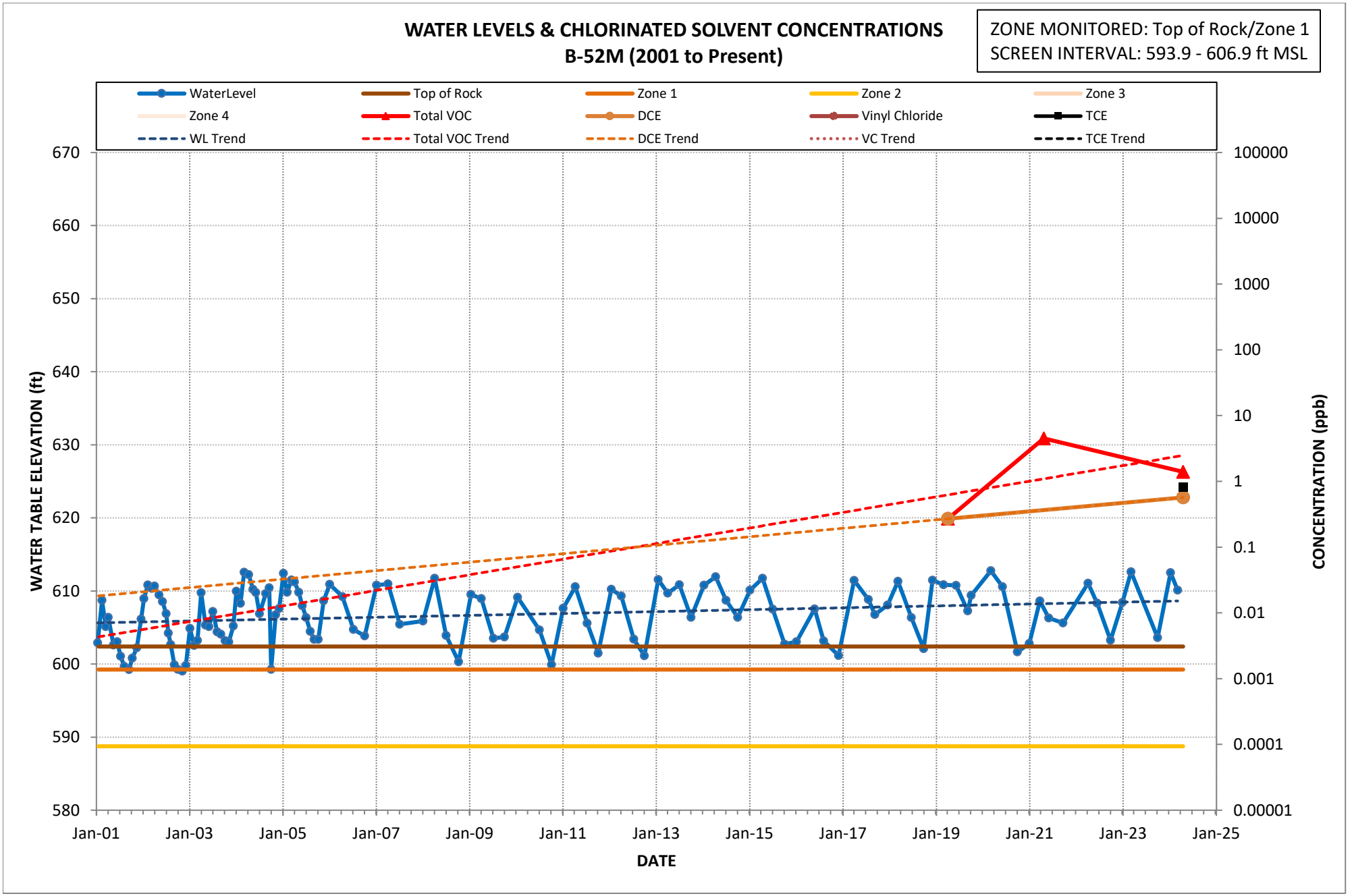
WATER LEVELS & CHLORINATED SOLVENT CONCENTRATIONS
B-52M (2001 to Present)
ZONE MONITORED: Top of Rock/Zone 1
SCREEN INTERVAL: 593.9 - 606.9 ft MSL
WaterLevel
Top of Rock
Zone 1
Zone 2
Zone 3
Zone 4
Total VOC
DCE
Vinyl Chloride
TCE
WL Trend
Total VOC Trend
DCE Trend
VC Trend
TCE Trend
WATER TABLE ELEVATION (ft)
CONCENTRATION (ppb)
DATE
670
660
650
640
630
620
610
600
590
580
100000
10000
1000
100
10
1
0.1
0.01
0.001
0.0001
0.00001
Jan-01
Jan-03
Jan-05
Jan-07
Jan-09
Jan-11
Jan-13
Jan-15
Jan-17
Jan-19
Jan-21
Jan-23
Jan-25

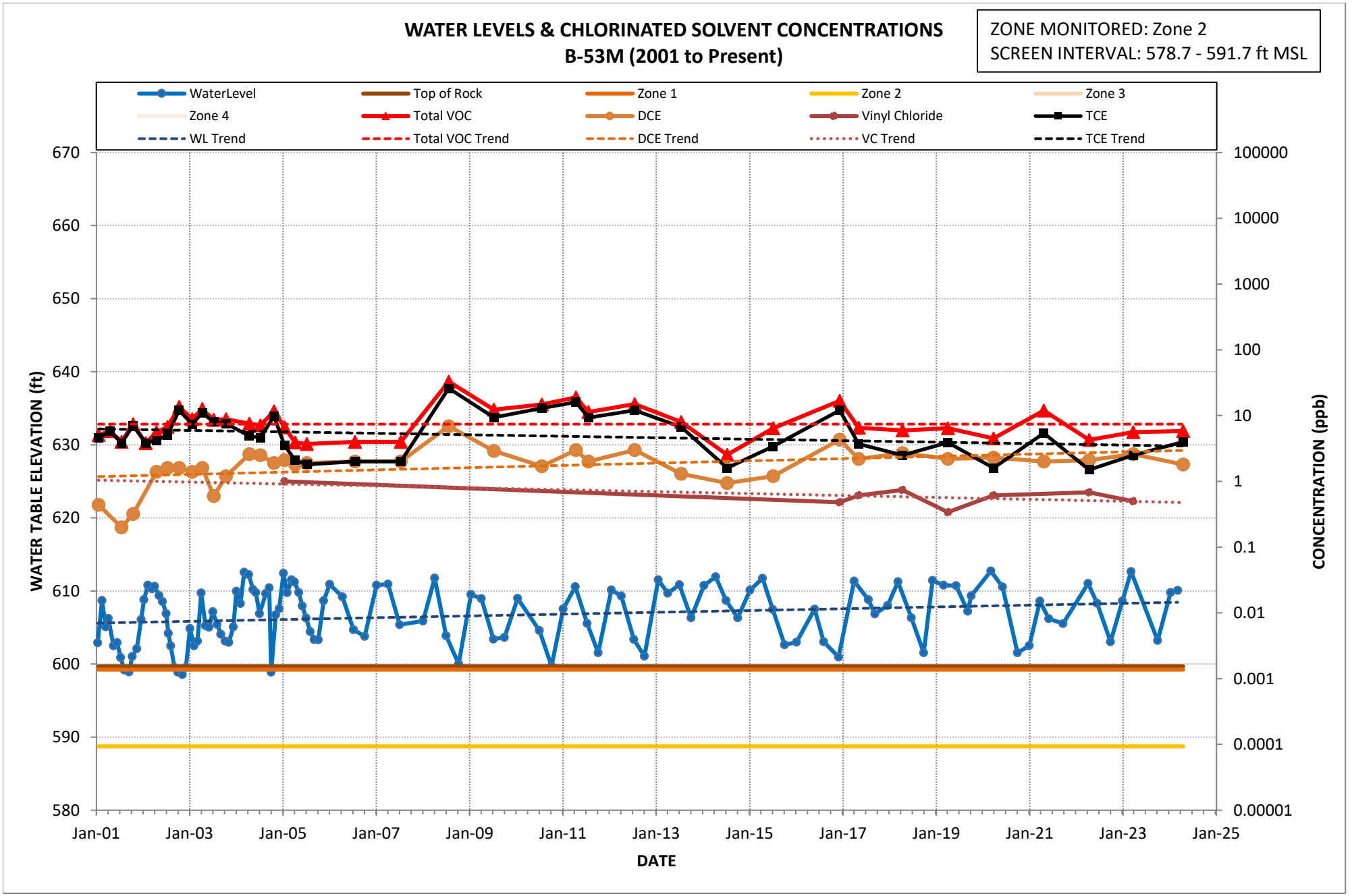
WATER LEVELS & CHLORINATED SOLVENT CONCENTRATIONS
B-53M (2001 to Present)
ZONE MONITORED: Zone 2
SCREEN INTERVAL: 578.7 - 591.7 ft MSL
WaterLevel
Top of Rock
Zone 1
Zone 2
Zone 3
Zone 4
Total VOC
DCE
Vinyl Chloride
TCE
WL Trend
Total VOC Trend
DCE Trend
VC Trend
TCE Trend
WATER TABLE ELEVATION (ft)
CONCENTRATION (ppb)
DATE
670
660
650
640
630
620
610
600
590
580
100000
10000
1000
100
10
1
0.1
0.01
0.001
0.0001
0.00001
Jan-01
Jan-03
Jan-05
Jan-07
Jan-09
Jan-11
Jan-13
Jan-15
Jan-17
Jan-19
Jan-21
Jan-23
Jan-25

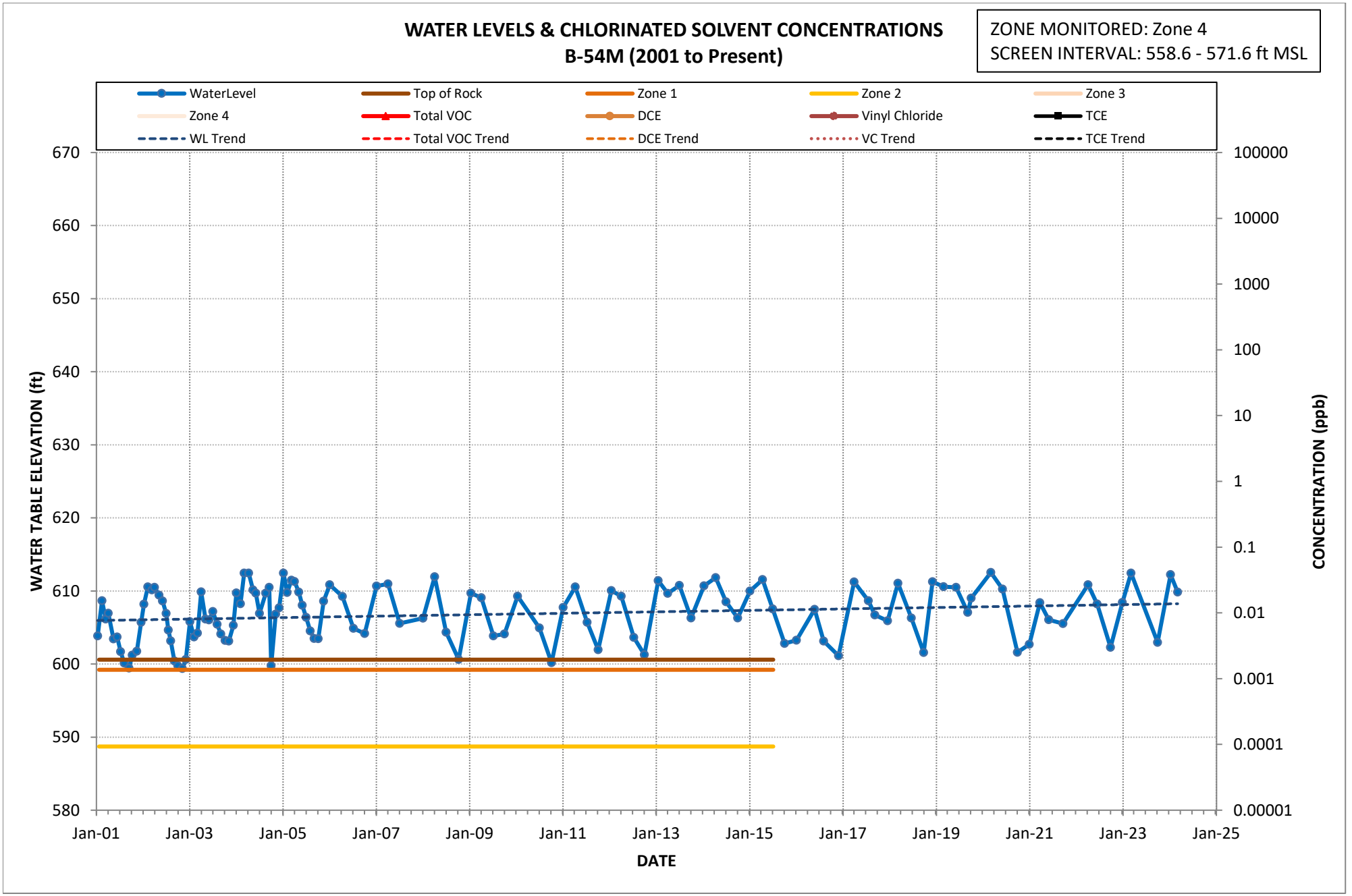
WATER LEVELS & CHLORINATED SOLVENT CONCENTRATIONS
B-54M (2001 to Present)
ZONE MONITORED: Zone 4
SCREEN INTERVAL: 558.6 - 571.6 ft MSL
WaterLevel
Top of Rock
Zone 1
Zone 2
Zone 3
Zone 4
Total VOC
DCE
Vinyl Chloride
TCE
WL Trend
Total VOC Trend
DCE Trend
VC Trend
TCE Trend
WATER TABLE ELEVATION (ft)
CONCENTRATION (ppb)
DATE
670
660
650
640
630
620
610
600
590
580
100000
10000
1000
100
10
1
0.1
0.01
0.001
0.0001
0.00001
Jan-01
Jan-03
Jan-05
Jan-07
Jan-09
Jan-11
Jan-13
Jan-15
Jan-17
Jan-19
Jan-21
Jan-23
Jan-25

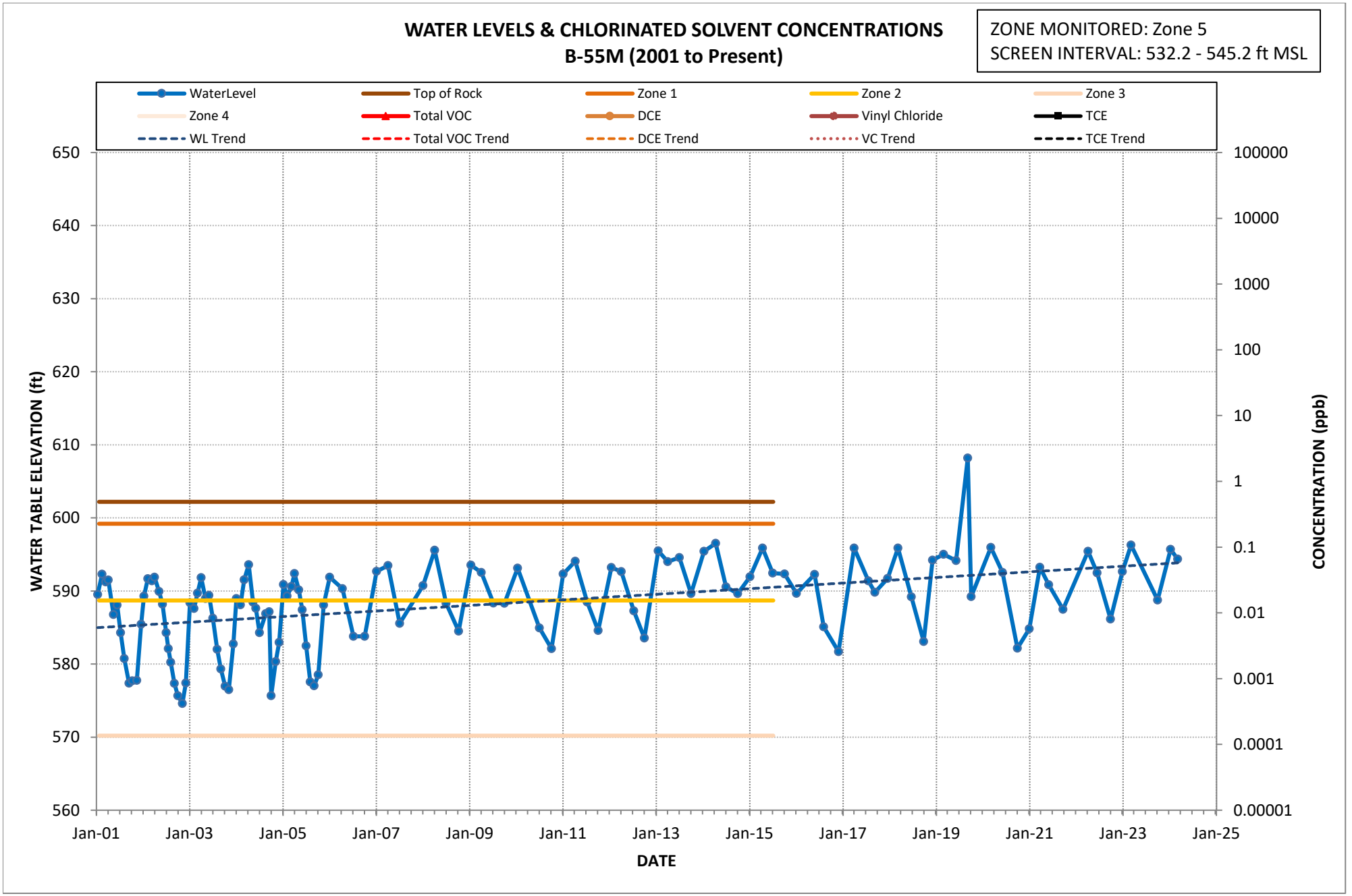
WATER LEVELS & CHLORINATED SOLVENT CONCENTRATIONS
B-55M (2001 to Present)
ZONE MONITORED: Zone 5
SCREEN INTERVAL: 532.2 - 545.2 ft MSL
WaterLevel
Top of Rock
Zone 1
Zone 2
Zone 3
Zone 4
Total VOC
DCE
Vinyl Chloride
TCE
WL Trend
Total VOC Trend
DCE Trend
VC Trend
TCE Trend
650
640
630
620
610
600
590
580
570
560
WATER TABLE ELEVATION (ft)
100000
10000
1000
100
10
1
0.1
0.01
0.001
0.0001
0.00001
CONCENTRATION (ppb)
Jan-01
Jan-03
Jan-05
Jan-07
Jan-09
Jan-11
Jan-13
Jan-15
Jan-17
Jan-19
Jan-21
Jan-23
Jan-25
DATE

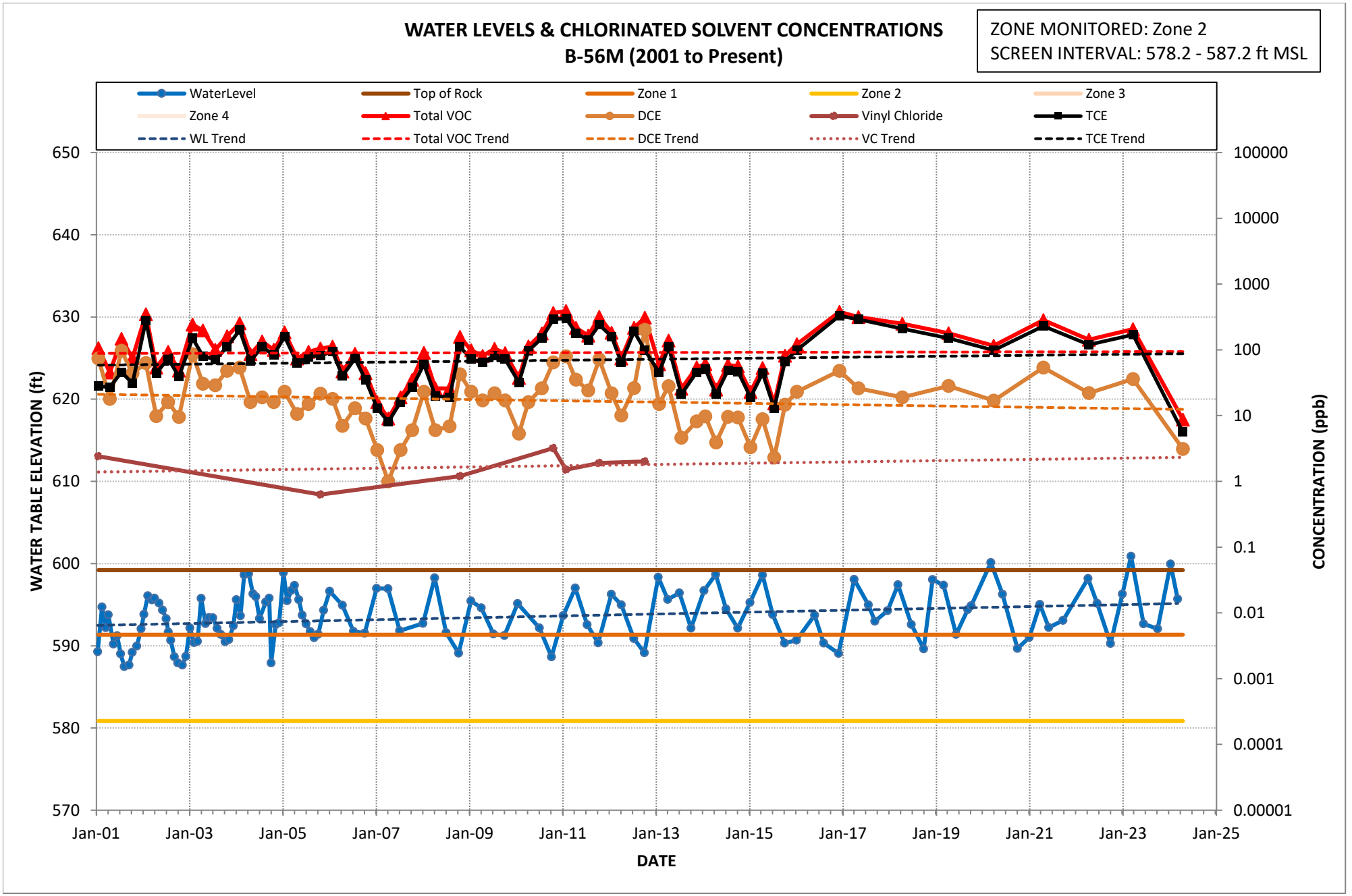
WATER LEVELS & CHLORINATED SOLVENT CONCENTRATIONS
B-56M (2001 to Present)
ZONE MONITORED: Zone 2
SCREEN INTERVAL: 578.2 - 587.2 ft MSL
WaterLevel
Top of Rock
Zone 1
Zone 2
Zone 3
Zone 4
Total VOC
DCE
Vinyl Chloride
TCE
WL Trend
Total VOC Trend
DCE Trend
VC Trend
TCE Trend
WATER TABLE ELEVATION (ft)
CONCENTRATION (ppb)
DATE
650
640
630
620
610
600
590
580
570
100000
10000
1000
100
10
1
0.1
0.01
0.001
0.0001
0.00001
Jan-01
Jan-03
Jan-05
Jan-07
Jan-09
Jan-11
Jan-13
Jan-15
Jan-17
Jan-19
Jan-21
Jan-23
Jan-25

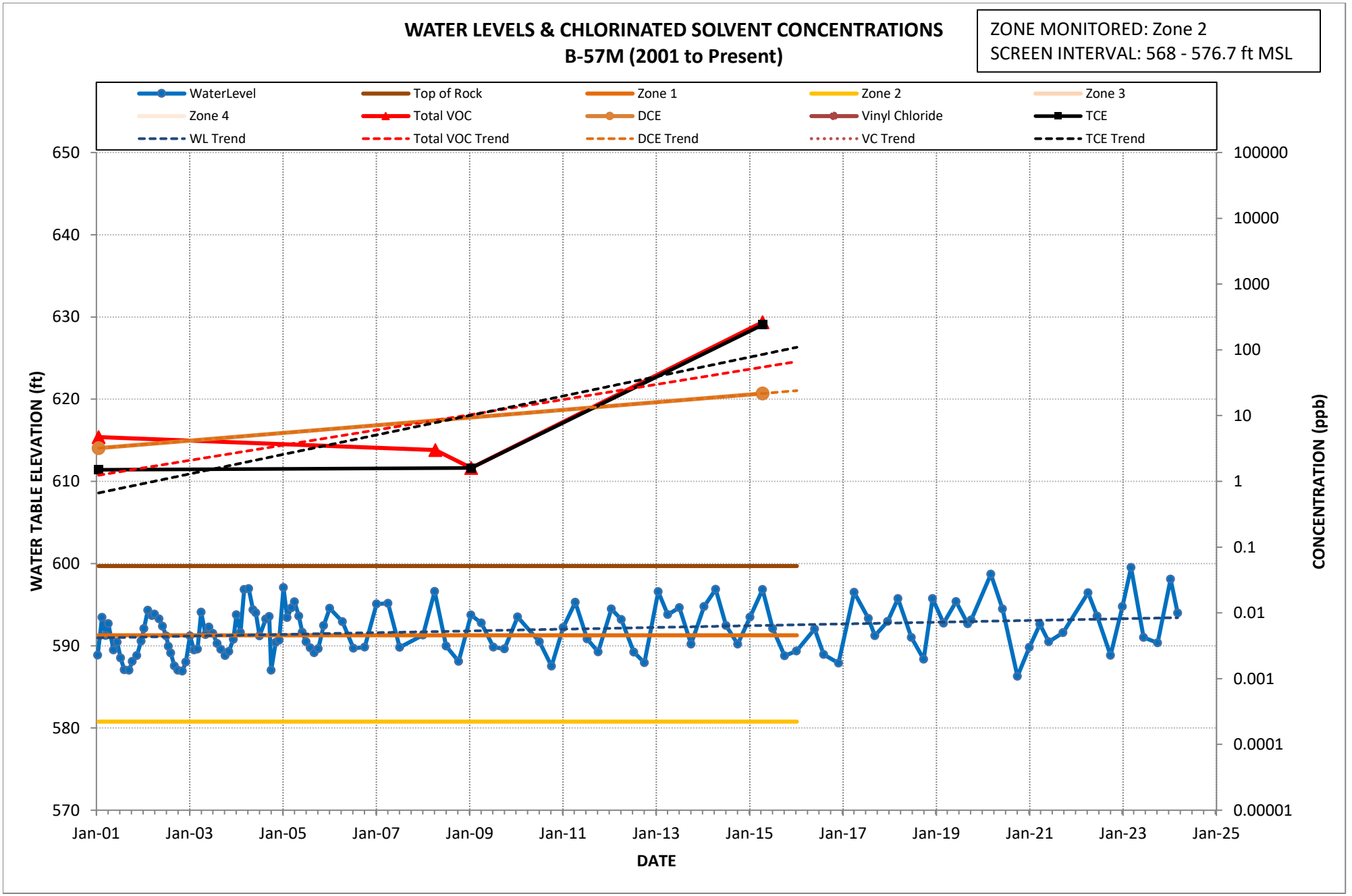
WATER LEVELS & CHLORINATED SOLVENT CONCENTRATIONS
B-57M (2001 to Present)
ZONE MONITORED: Zone 2
SCREEN INTERVAL: 568 - 576.7 ft MSL
WaterLevel
Top of Rock
Zone 1
Zone 2
Zone 3
Zone 4
Total VOC
DCE
Vinyl Chloride
TCE
WL Trend
Total VOC Trend
DCE Trend
VC Trend
TCE Trend
WATER TABLE ELEVATION (ft)
650
640
630
620
610
600
590
580
570
CONCENTRATION (ppb)
100000
10000
1000
100
10
1
0.1
0.01
0.001
0.0001
0.00001
Jan-01
Jan-03
Jan-05
Jan-07
Jan-09
Jan-11
Jan-13
Jan-15
Jan-17
Jan-19
Jan-21
Jan-23
Jan-25
DATE

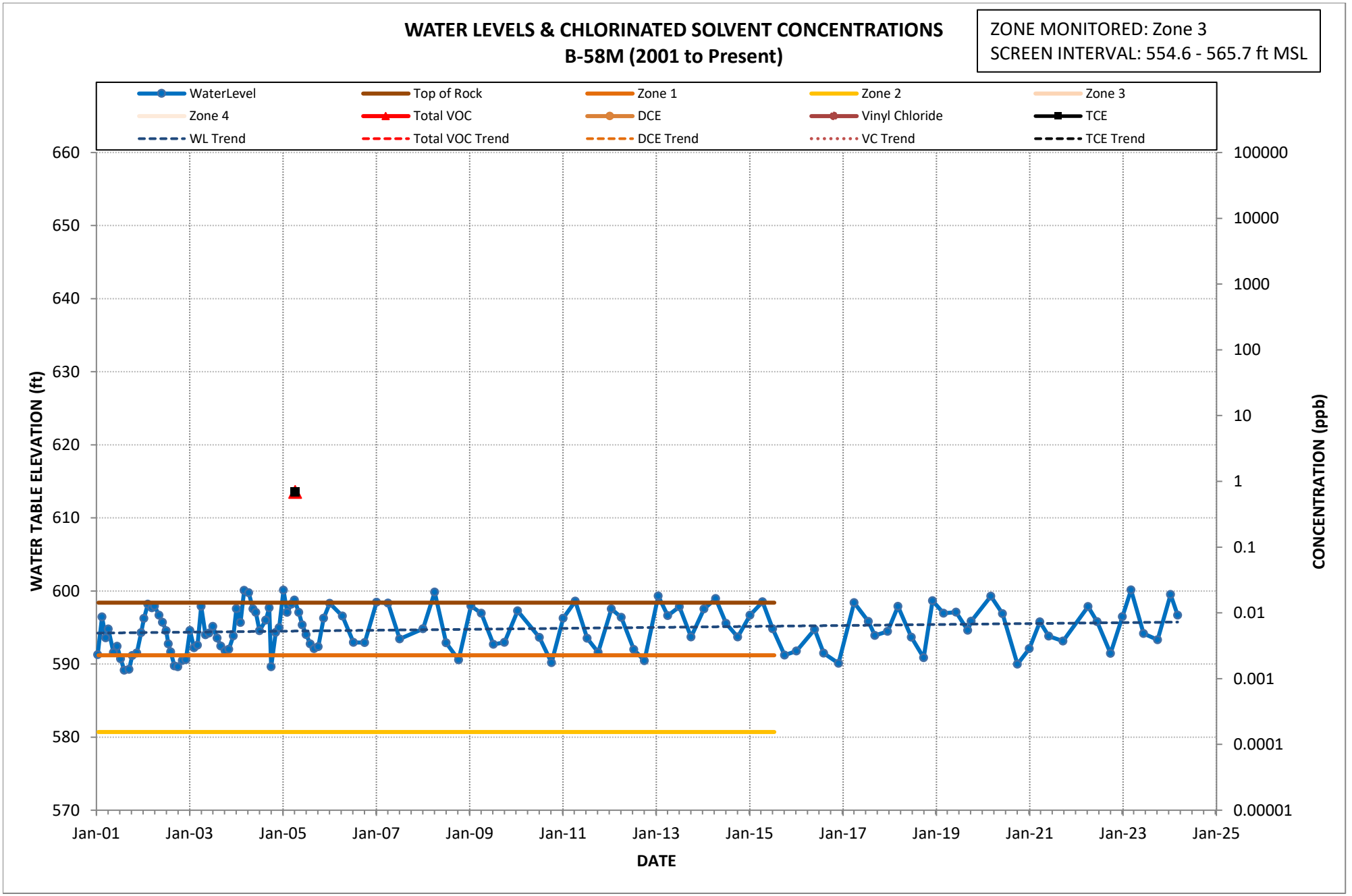
WATER LEVELS & CHLORINATED SOLVENT CONCENTRATIONS
B-58M (2001 to Present)
ZONE MONITORED: Zone 3
SCREEN INTERVAL: 554.6 - 565.7 ft MSL
WaterLevel
Top of Rock
Zone 1
Zone 2
Zone 3
Zone 4
Total VOC
DCE
Vinyl Chloride
TCE
WL Trend
Total VOC Trend
DCE Trend
VC Trend
TCE Trend
WATER TABLE ELEVATION (ft)
660
650
640
630
620
610
600
590
580
570
CONCENTRATION (ppb)
100000
10000
1000
100
10
1
0.1
0.01
0.001
0.0001
0.00001
Jan-01
Jan-03
Jan-05
Jan-07
Jan-09
Jan-11
Jan-13
Jan-15
Jan-17
Jan-19
Jan-21
Jan-23
Jan-25
DATE

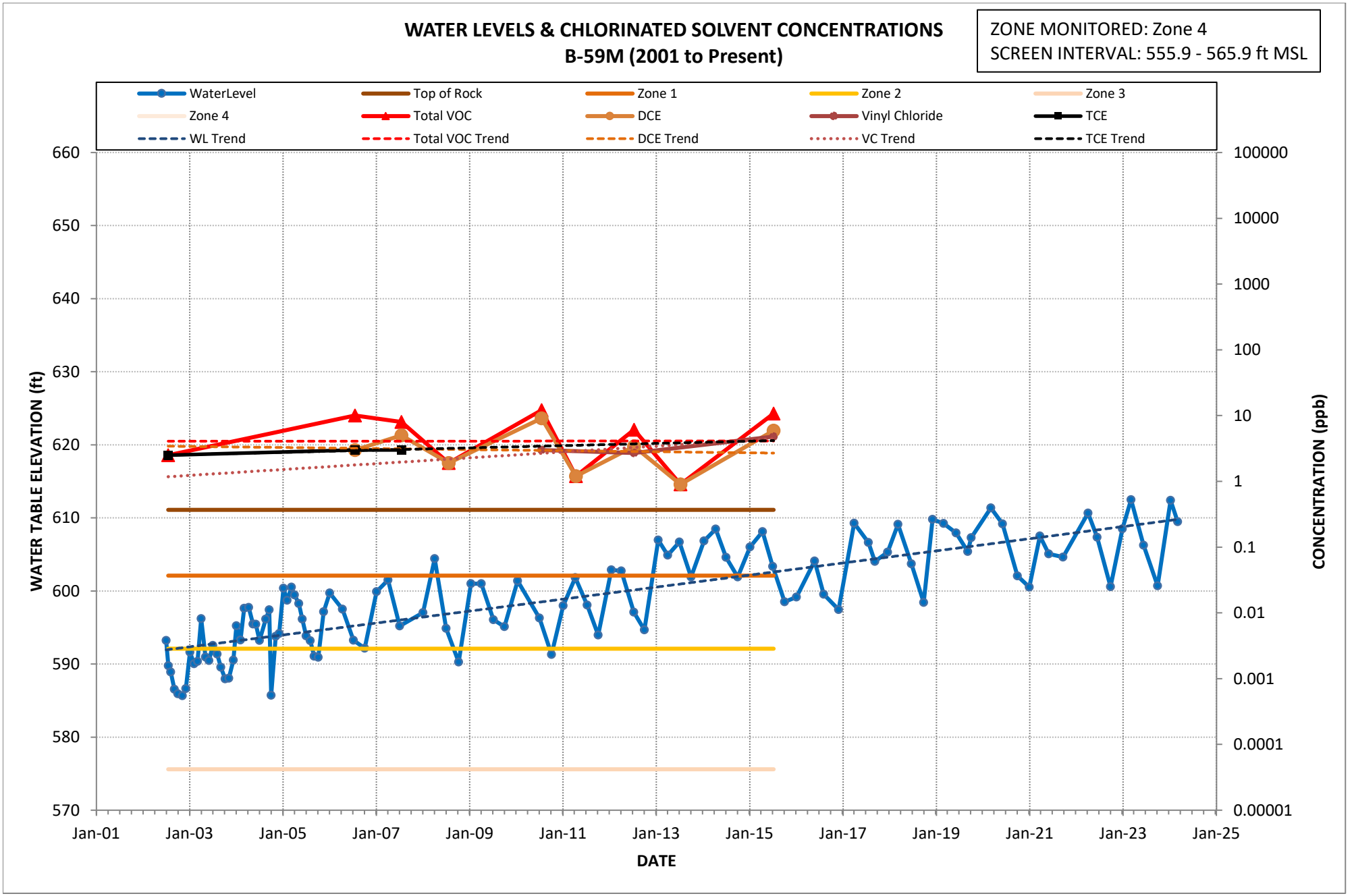
WATER LEVELS & CHLORINATED SOLVENT CONCENTRATIONS
B-59M (2001 to Present)
ZONE MONITORED: Zone 4
SCREEN INTERVAL: 555.9 - 565.9 ft MSL
WaterLevel
Top of Rock
Zone 1
Zone 2
Zone 3
Zone 4
Total VOC
DCE
Vinyl Chloride
TCE
WL Trend
Total VOC Trend
DCE Trend
VC Trend
TCE Trend
WATER TABLE ELEVATION (ft)
CONCENTRATION (ppb)
DATE
660
650
640
630
620
610
600
590
580
570
100000
10000
1000
100
10
1
0.1
0.01
0.001
0.0001
0.00001
Jan-01
Jan-03
Jan-05
Jan-07
Jan-09
Jan-11
Jan-13
Jan-15
Jan-17
Jan-19
Jan-21
Jan-23
Jan-25

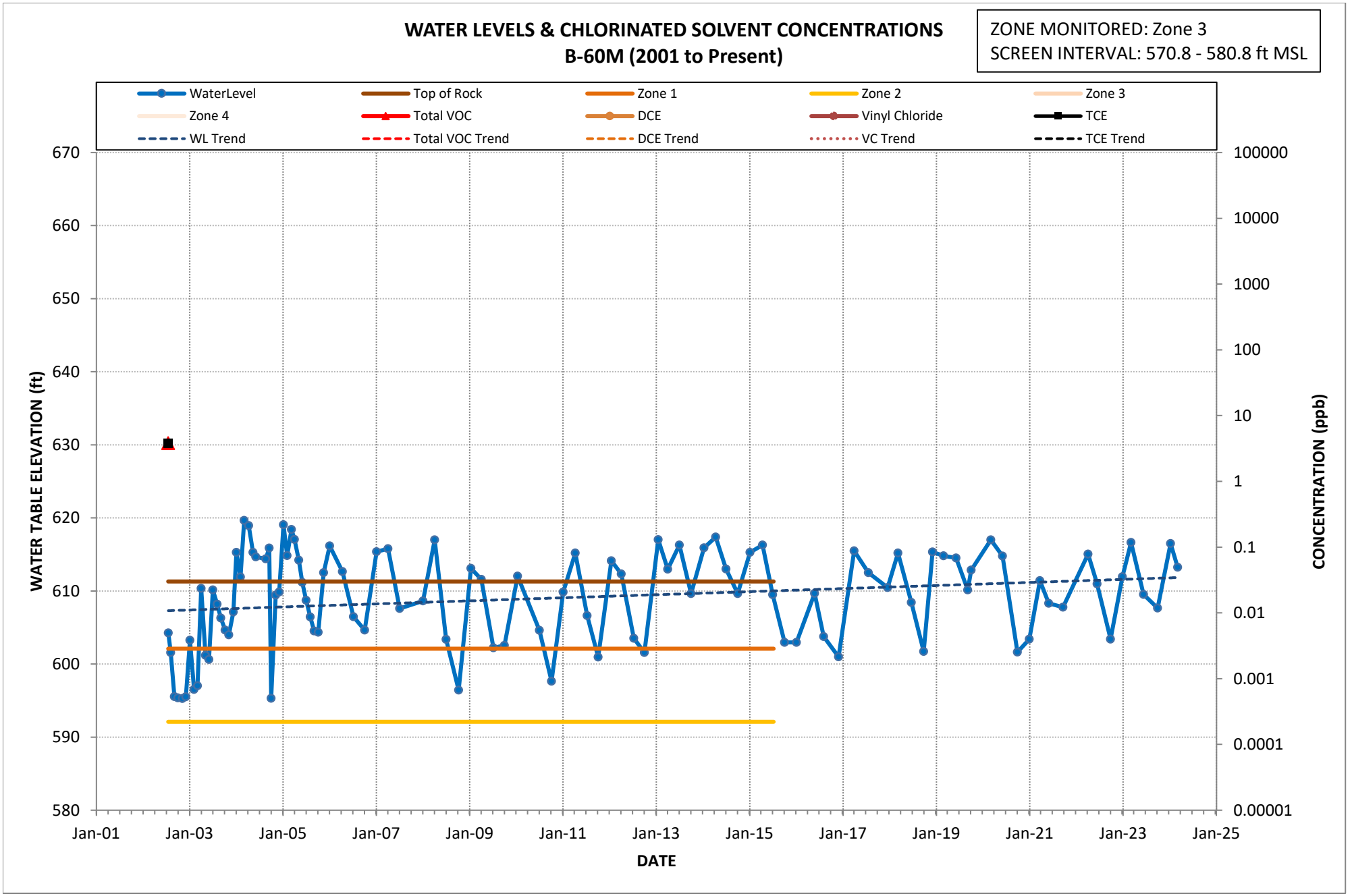
WATER LEVELS & CHLORINATED SOLVENT CONCENTRATIONS
B-60M (2001 to Present)
ZONE MONITORED: Zone 3
SCREEN INTERVAL: 570.8 - 580.8 ft MSL
WaterLevel
Top of Rock
Zone 1
Zone 2
Zone 3
Zone 4
Total VOC
DCE
Vinyl Chloride
TCE
WL Trend
Total VOC Trend
DCE Trend
VC Trend
TCE Trend
WATER TABLE ELEVATION (ft)
CONCENTRATION (ppb)
DATE
670
660
650
640
630
620
610
600
590
580
100000
10000
1000
100
10
1
0.1
0.01
0.001
0.0001
0.00001
Jan-01
Jan-03
Jan-05
Jan-07
Jan-09
Jan-11
Jan-13
Jan-15
Jan-17
Jan-19
Jan-21
Jan-23
Jan-25

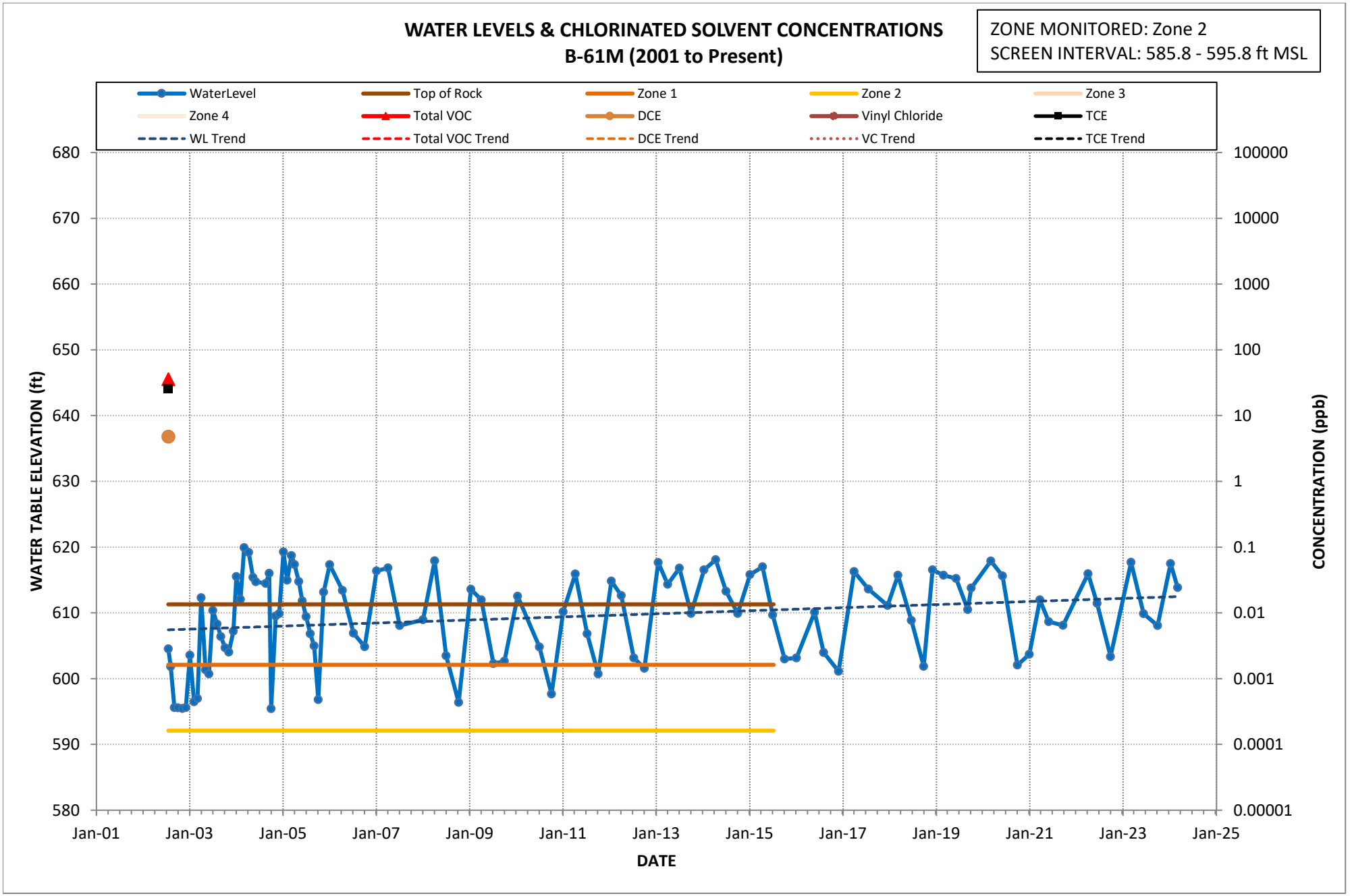
WATER LEVELS & CHLORINATED SOLVENT CONCENTRATIONS
B-61M (2001 to Present)
ZONE MONITORED: Zone 2
SCREEN INTERVAL: 585.8 - 595.8 ft MSL
WaterLevel
Top of Rock
Zone 1
Zone 2
Zone 3
Zone 4
Total VOC
DCE
Vinyl Chloride
TCE
WL Trend
Total VOC Trend
DCE Trend
VC Trend
TCE Trend
680
670
660
650
640
630
620
610
600
590
580
100000
10000
1000
100
10
1
0.1
0.01
0.001
0.0001
0.00001
WATER TABLE ELEVATION (ft)
CONCENTRATION (ppb)
Jan-01
Jan-03
Jan-05
Jan-07
Jan-09
Jan-11
Jan-13
Jan-15
Jan-17
Jan-19
Jan-21
Jan-23
Jan-25
DATE

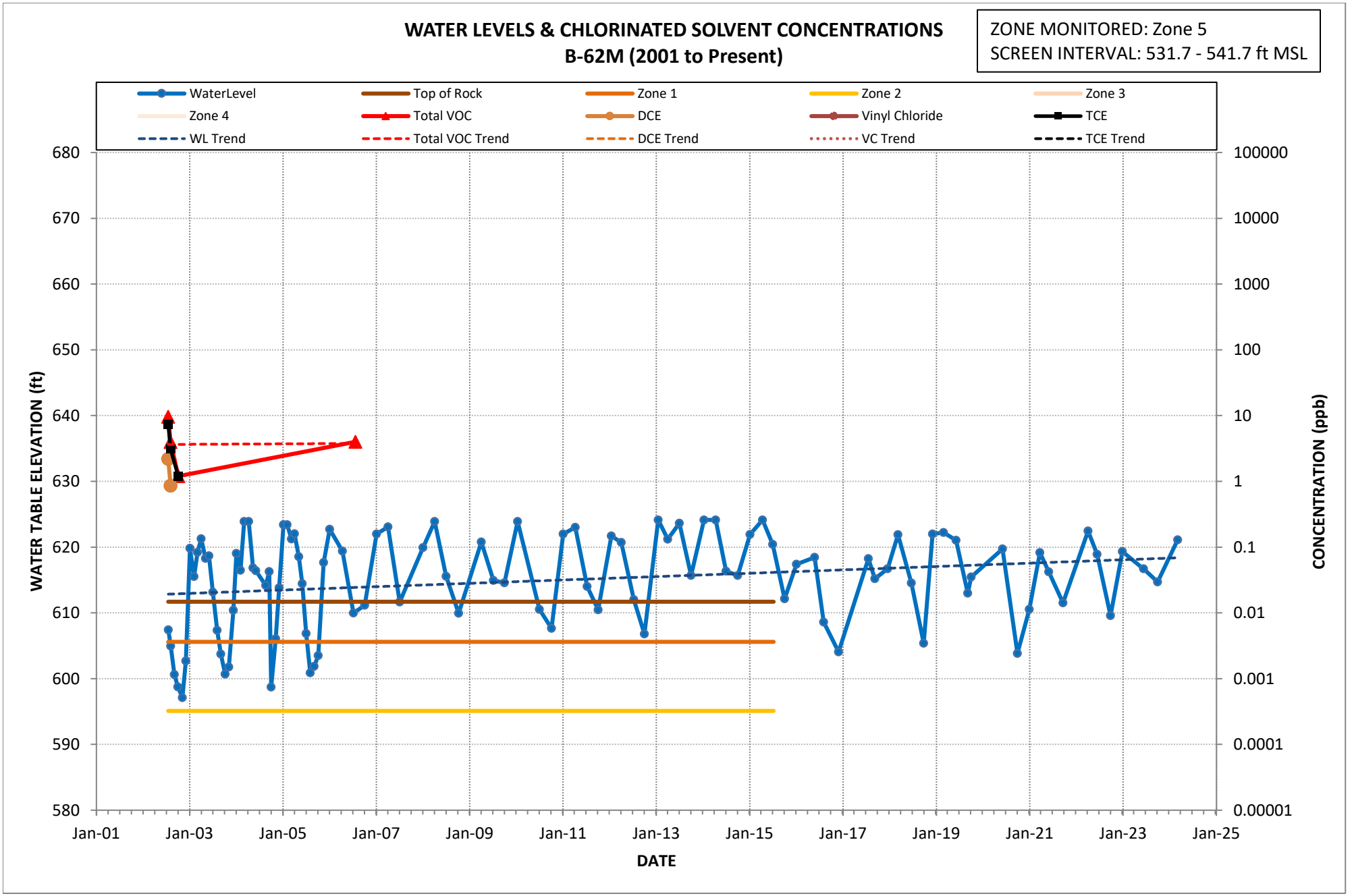
WATER LEVELS & CHLORINATED SOLVENT CONCENTRATIONS
B-62M (2001 to Present)
ZONE MONITORED: Zone 5
SCREEN INTERVAL: 531.7 - 541.7 ft MSL
WaterLevel
Top of Rock
Zone 1
Zone 2
Zone 3
Zone 4
Total VOC
DCE
Vinyl Chloride
TCE
WL Trend
Total VOC Trend
DCE Trend
VC Trend
TCE Trend
680
670
660
650
640
630
620
610
600
590
580
WATER TABLE ELEVATION (ft)
100000
10000
1000
100
10
1
0.1
0.01
0.001
0.0001
0.00001
CONCENTRATION (ppb)
Jan-01
Jan-03
Jan-05
Jan-07
Jan-09
Jan-11
Jan-13
Jan-15
Jan-17
Jan-19
Jan-21
Jan-23
Jan-25
DATE

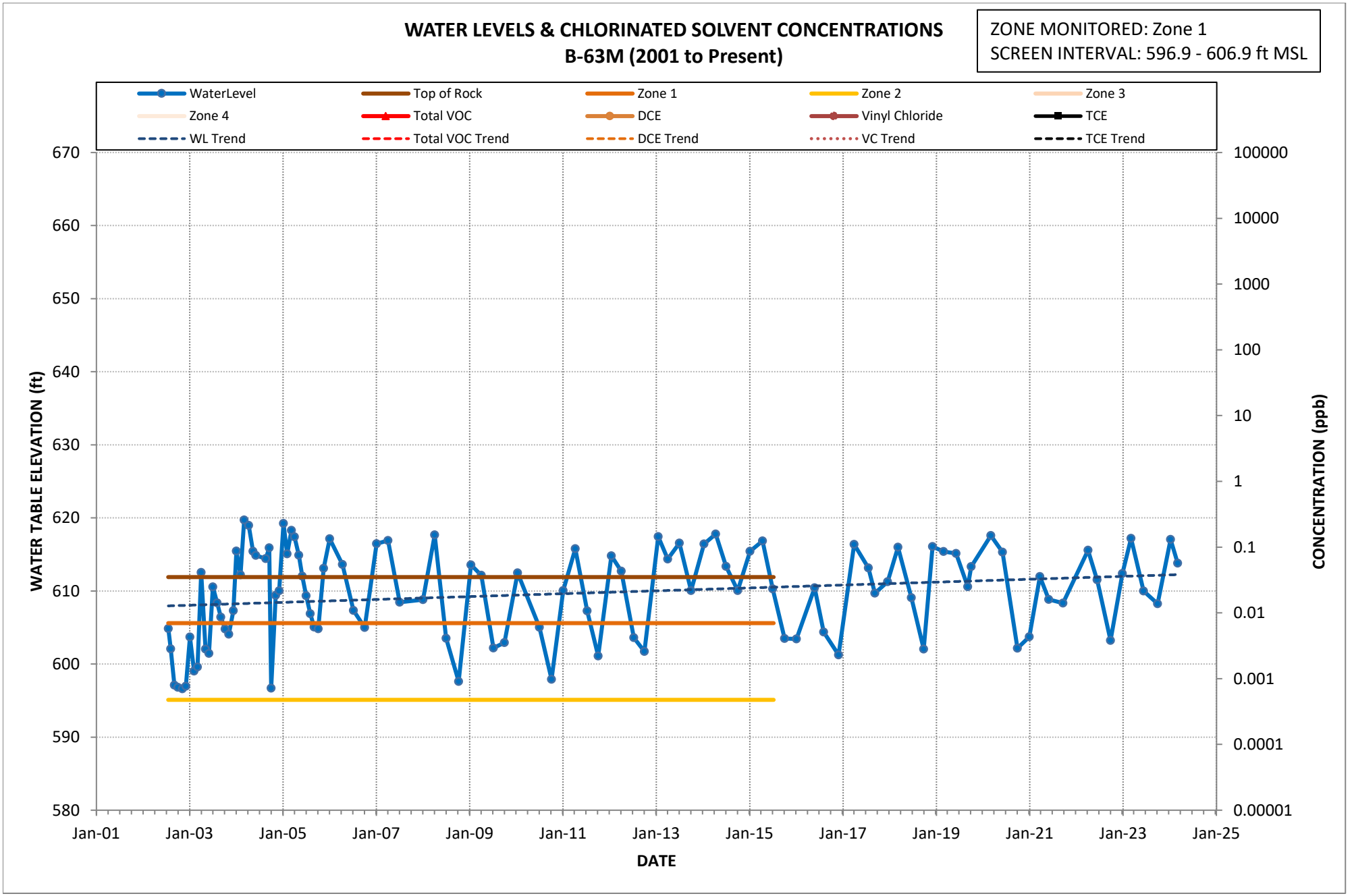
WATER LEVELS & CHLORINATED SOLVENT CONCENTRATIONS
B-63M (2001 to Present)
ZONE MONITORED: Zone 1
SCREEN INTERVAL: 596.9 - 606.9 ft MSL
WaterLevel
Top of Rock
Zone 1
Zone 2
Zone 3
Zone 4
Total VOC
DCE
Vinyl Chloride
TCE
WL Trend
Total VOC Trend
DCE Trend
VC Trend
TCE Trend
WATER TABLE ELEVATION (ft)
CONCENTRATION (ppb)
DATE
670
660
650
640
630
620
610
600
590
580
100000
10000
1000
100
10
1
0.1
0.01
0.001
0.0001
0.00001
Jan-01
Jan-03
Jan-05
Jan-07
Jan-09
Jan-11
Jan-13
Jan-15
Jan-17
Jan-19
Jan-21
Jan-23
Jan-25

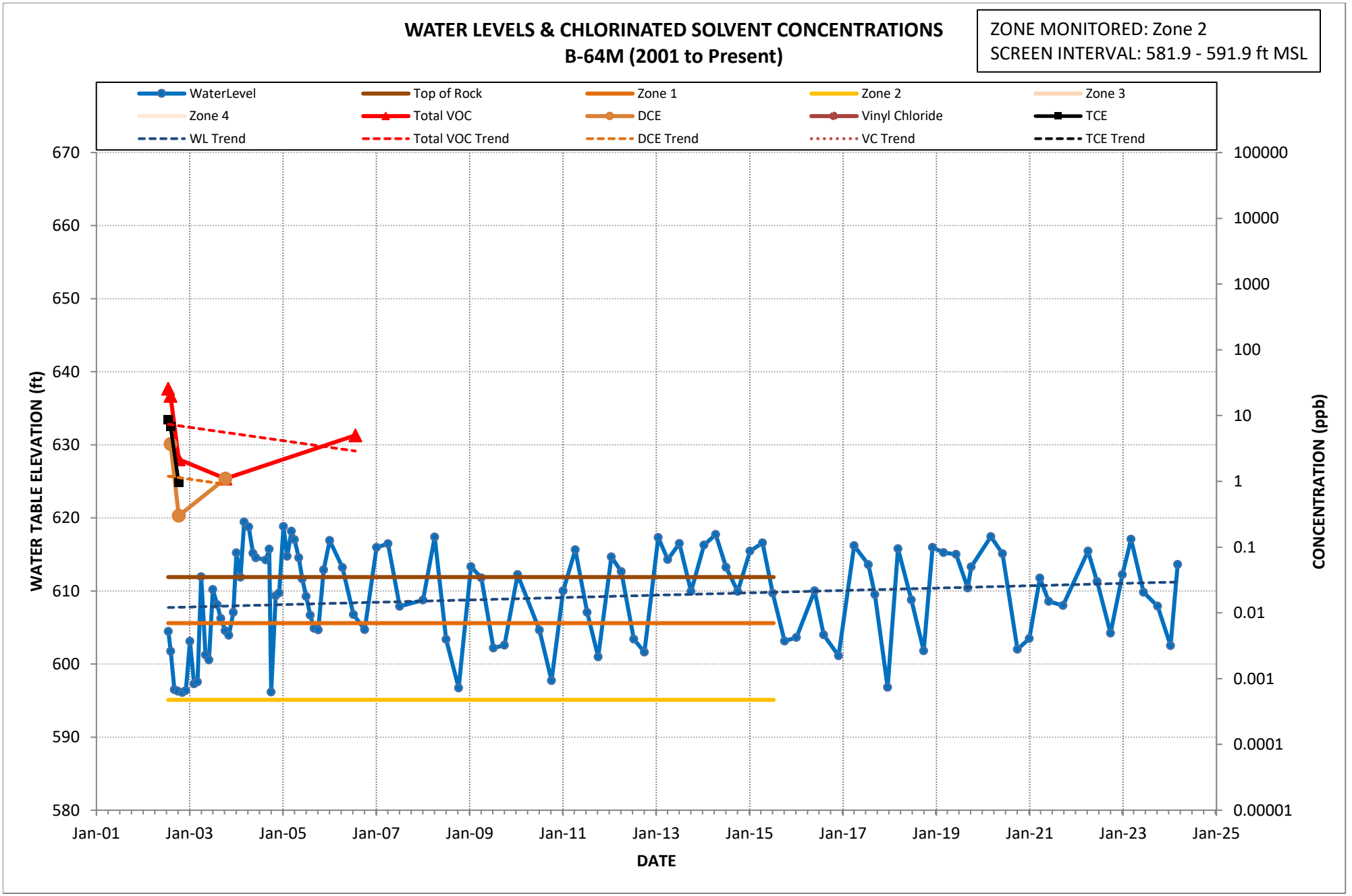
WATER LEVELS & CHLORINATED SOLVENT CONCENTRATIONS
B-64M (2001 to Present)
ZONE MONITORED: Zone 2
SCREEN INTERVAL: 581.9 - 591.9 ft MSL
WaterLevel
Top of Rock
Zone 1
Zone 2
Zone 3
Zone 4
Total VOC
DCE
Vinyl Chloride
TCE
WL Trend
Total VOC Trend
DCE Trend
VC Trend
TCE Trend
WATER TABLE ELEVATION (ft)
CONCENTRATION (ppb)
DATE
670
660
650
640
630
620
610
600
590
580
100000
10000
1000
100
10
1
0.1
0.01
0.001
0.0001
0.00001
Jan-01
Jan-03
Jan-05
Jan-07
Jan-09
Jan-11
Jan-13
Jan-15
Jan-17
Jan-19
Jan-21
Jan-23
Jan-25

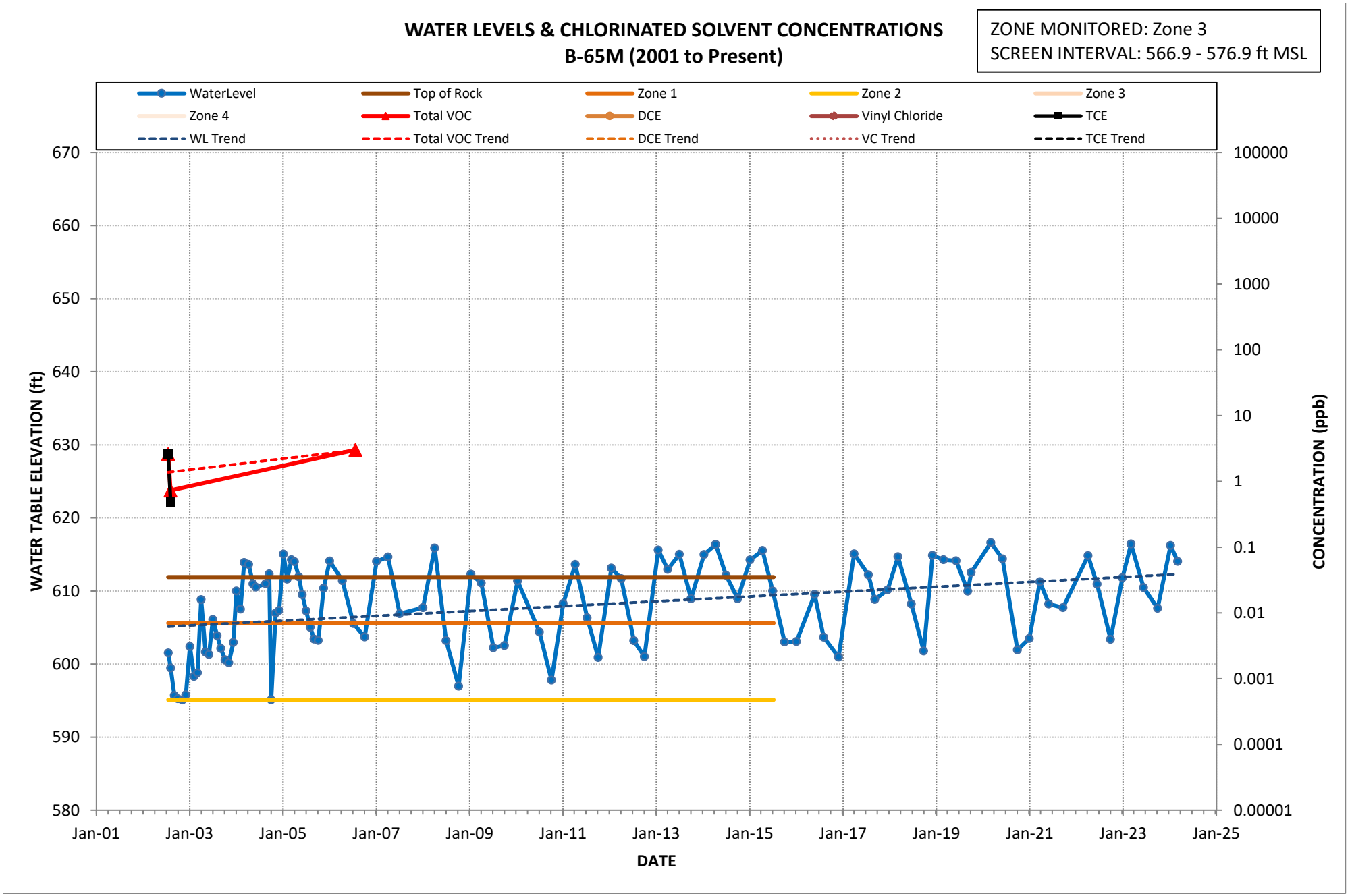
WATER LEVELS & CHLORINATED SOLVENT CONCENTRATIONS
B-65M (2001 to Present)
ZONE MONITORED: Zone 3
SCREEN INTERVAL: 566.9 - 576.9 ft MSL
WaterLevel
Top of Rock
Zone 1
Zone 2
Zone 3
Zone 4
Total VOC
DCE
Vinyl Chloride
TCE
WL Trend
Total VOC Trend
DCE Trend
VC Trend
TCE Trend
WATER TABLE ELEVATION (ft)
CONCENTRATION (ppb)
DATE
670
660
650
640
630
620
610
600
590
580
100000
10000
1000
100
10
1
0.1
0.01
0.001
0.0001
0.00001
Jan-01
Jan-03
Jan-05
Jan-07
Jan-09
Jan-11
Jan-13
Jan-15
Jan-17
Jan-19
Jan-21
Jan-23
Jan-25

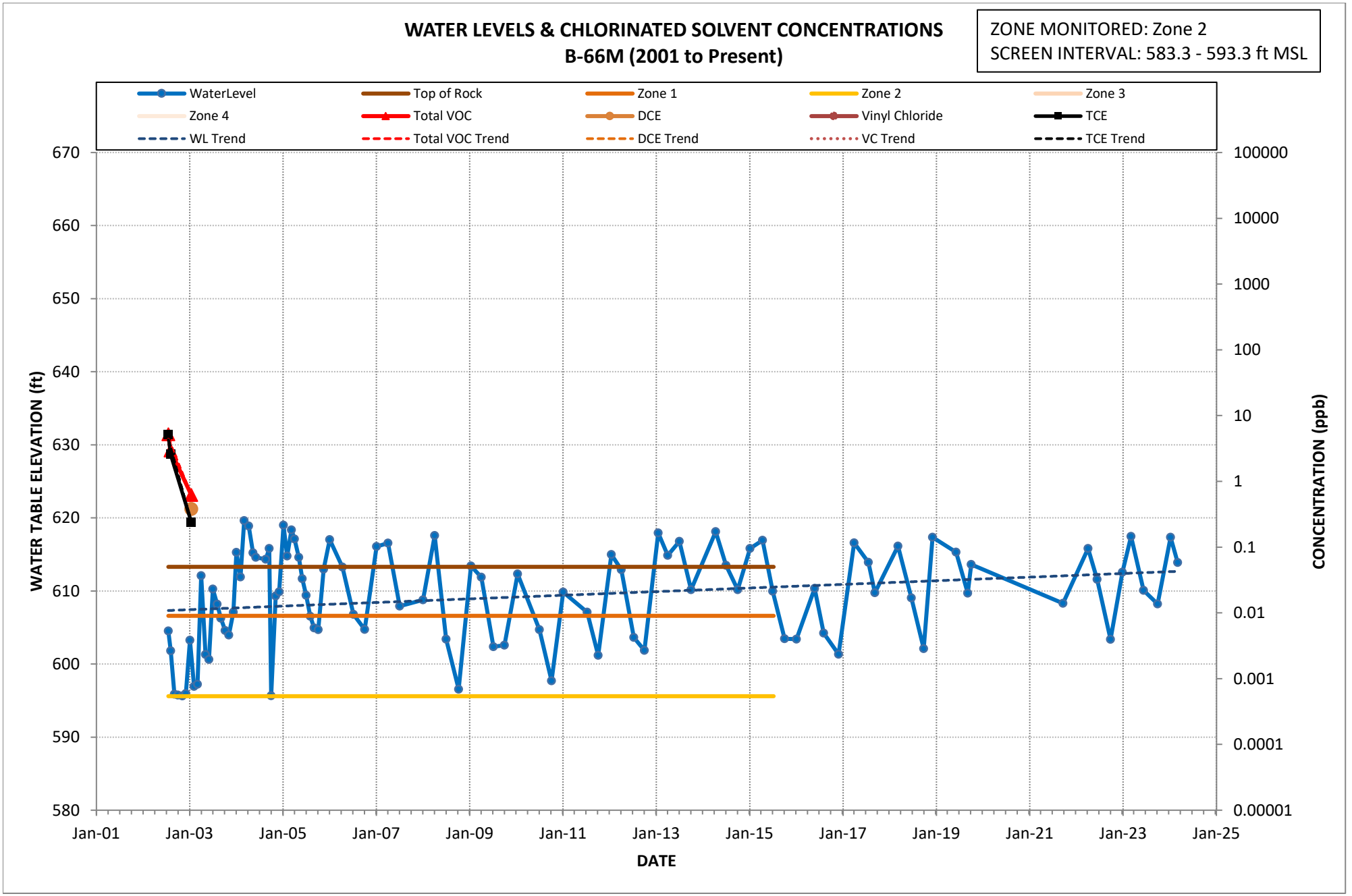
WATER LEVELS & CHLORINATED SOLVENT CONCENTRATIONS
B-66M (2001 to Present)
ZONE MONITORED: Zone 2
SCREEN INTERVAL: 583.3 - 593.3 ft MSL
WaterLevel
Top of Rock
Zone 1
Zone 2
Zone 3
Zone 4
Total VOC
DCE
Vinyl Chloride
TCE
WL Trend
Total VOC Trend
DCE Trend
VC Trend
TCE Trend
WATER TABLE ELEVATION (ft)
CONCENTRATION (ppb)
DATE
670
660
650
640
630
620
610
600
590
580
100000
10000
1000
100
10
1
0.1
0.01
0.001
0.0001
0.00001
Jan-01
Jan-03
Jan-05
Jan-07
Jan-09
Jan-11
Jan-13
Jan-15
Jan-17
Jan-19
Jan-21
Jan-23
Jan-25

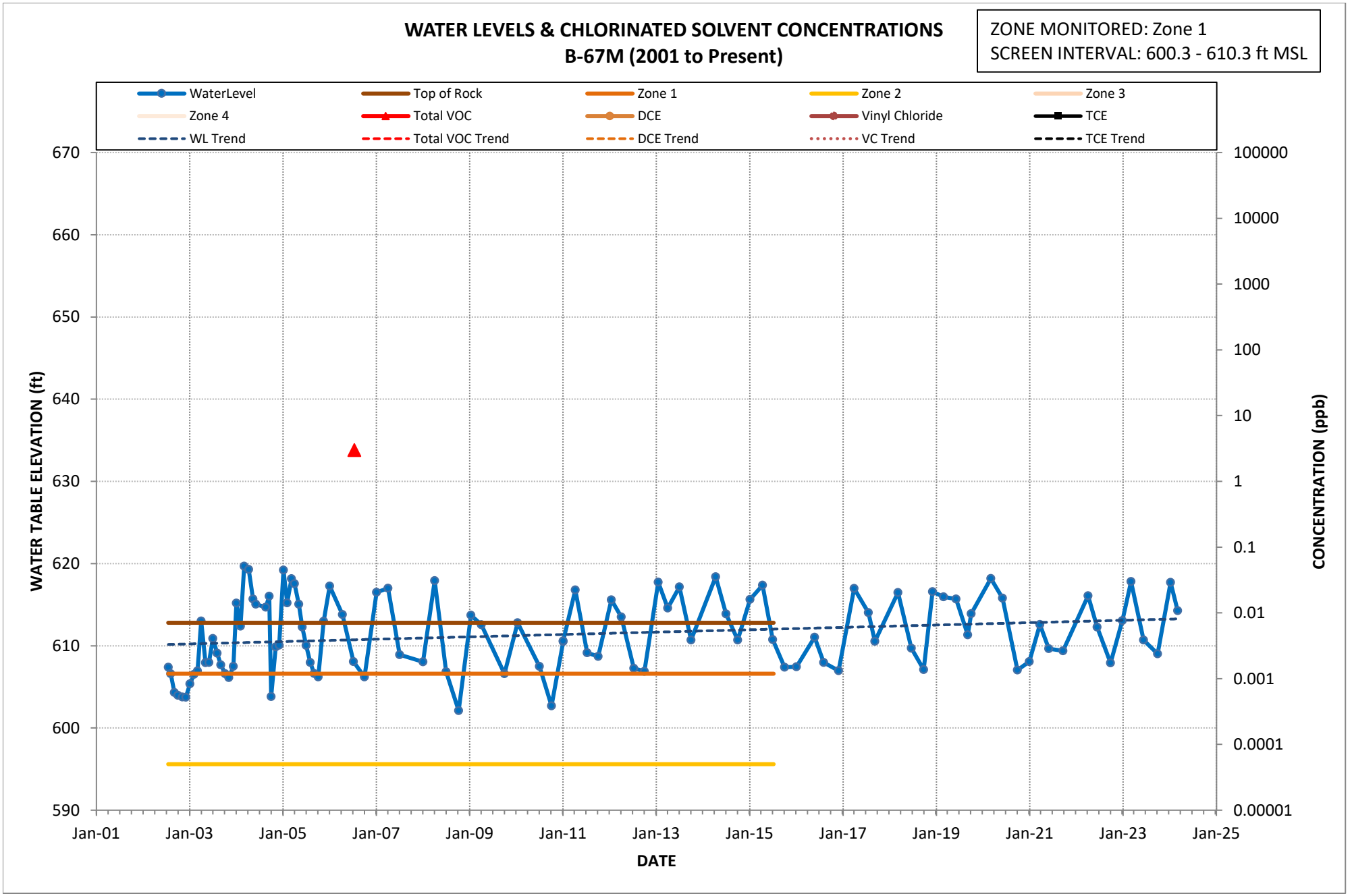
WATER LEVELS & CHLORINATED SOLVENT CONCENTRATIONS
B-67M (2001 to Present)
ZONE MONITORED: Zone 1
SCREEN INTERVAL: 600.3 - 610.3 ft MSL
WaterLevel
Top of Rock
Zone 1
Zone 2
Zone 3
Zone 4
Total VOC
DCE
Vinyl Chloride
TCE
WL Trend
Total VOC Trend
DCE Trend
VC Trend
TCE Trend
WATER TABLE ELEVATION (ft)
CONCENTRATION (ppb)
DATE
670
660
650
640
630
620
610
600
590
100000
10000
1000
100
10
1
0.1
0.01
0.001
0.0001
0.00001
Jan-01
Jan-03
Jan-05
Jan-07
Jan-09
Jan-11
Jan-13
Jan-15
Jan-17
Jan-19
Jan-21
Jan-23
Jan-25

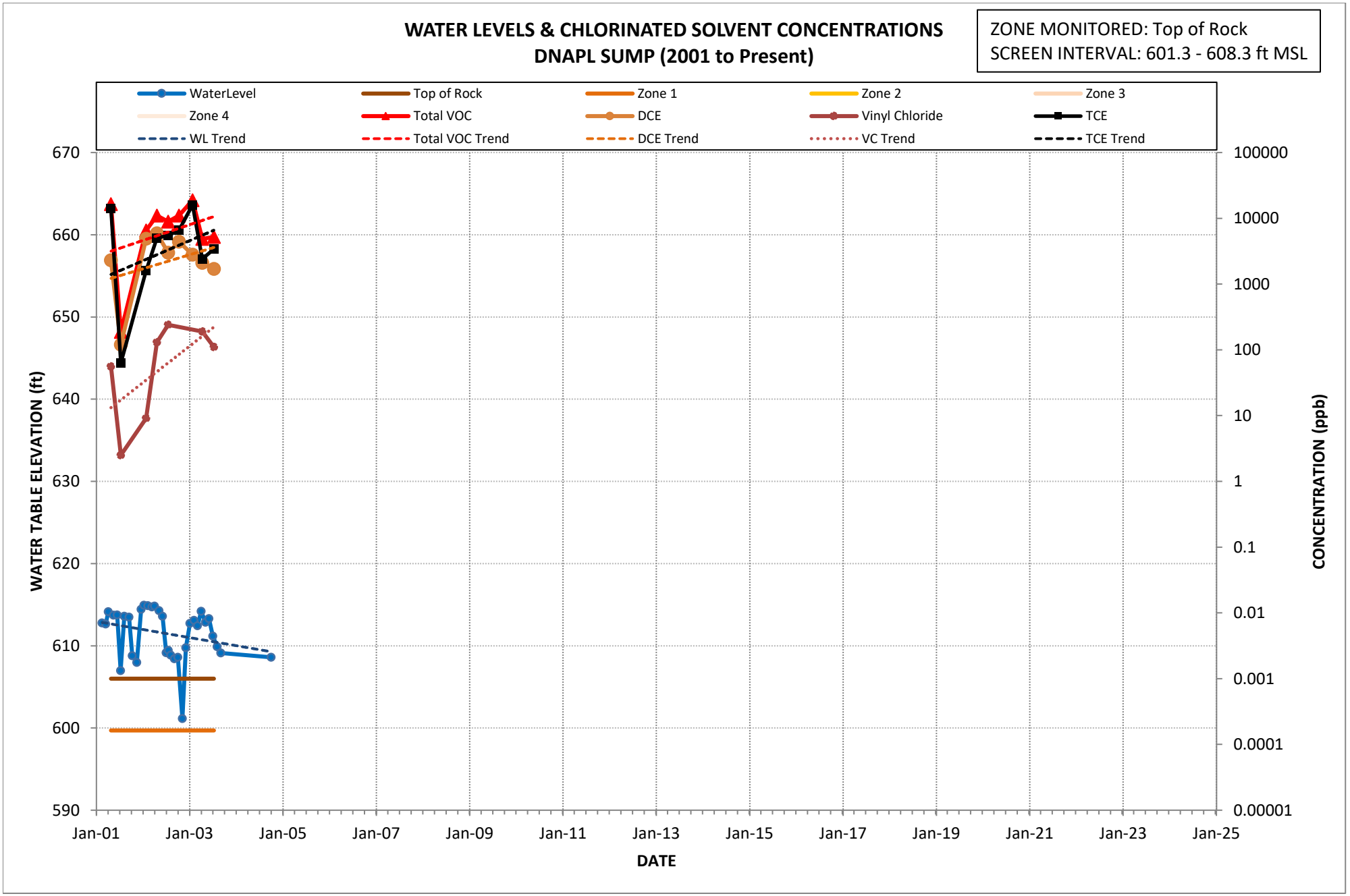
WATER LEVELS & CHLORINATED SOLVENT CONCENTRATIONS
DNAPL SUMP (2001 to Present)
ZONE MONITORED: Top of Rock
SCREEN INTERVAL: 601.3 - 608.3 ft MSL
WaterLevel
Top of Rock
Zone 1
Zone 2
Zone 3
Zone 4
Total VOC
DCE
Vinyl Chloride
TCE
WL Trend
Total VOC Trend
DCE Trend
VC Trend
TCE Trend
WATER TABLE ELEVATION (ft)
670
660
650
640
630
620
610
600
590
CONCENTRATION (ppb)
100000
10000
1000
100
10
1
0.1
0.01
0.001
0.0001
0.00001
Jan-01
Jan-03
Jan-05
Jan-07
Jan-09
Jan-11
Jan-13
Jan-15
Jan-17
Jan-19
Jan-21
Jan-23
Jan-25
DATE

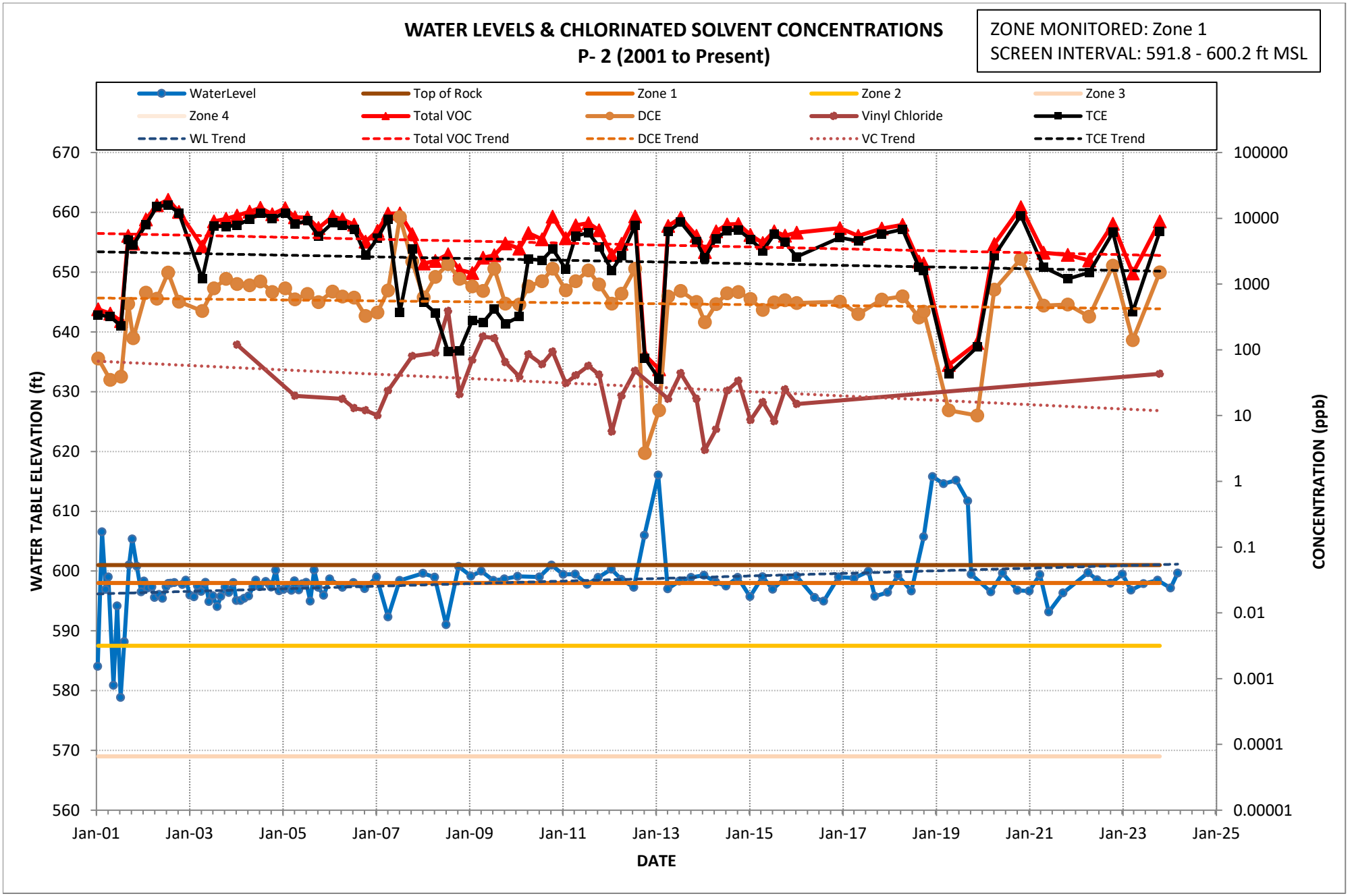
WATER LEVELS & CHLORINATED SOLVENT CONCENTRATIONS
P- 2 (2001 to Present)
ZONE MONITORED: Zone 1
SCREEN INTERVAL: 591.8 - 600.2 ft MSL
WaterLevel
Top of Rock
Zone 1
Zone 2
Zone 3
Zone 4
Total VOC
DCE
Vinyl Chloride
TCE
WL Trend
Total VOC Trend
DCE Trend
VC Trend
TCE Trend
WATER TABLE ELEVATION (ft)
CONCENTRATION (ppb)
DATE
670
660
650
640
630
620
610
600
590
580
570
560
100000
10000
1000
100
10
1
0.1
0.01
0.001
0.0001
0.00001
Jan-01
Jan-03
Jan-05
Jan-07
Jan-09
Jan-11
Jan-13
Jan-15
Jan-17
Jan-19
Jan-21
Jan-23
Jan-25

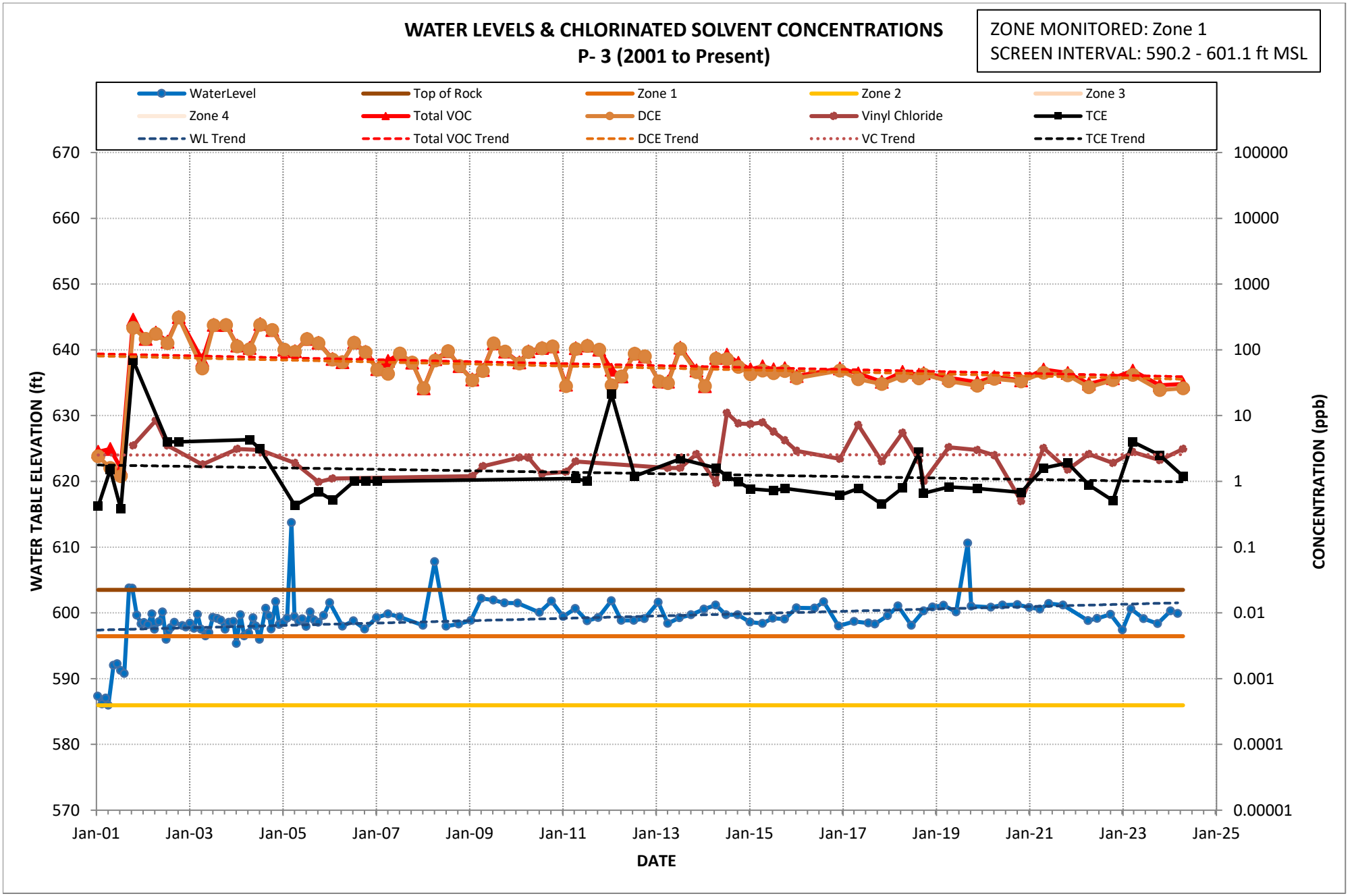
WATER LEVELS & CHLORINATED SOLVENT CONCENTRATIONS
P- 3 (2001 to Present)
ZONE MONITORED: Zone 1
SCREEN INTERVAL: 590.2 - 601.1 ft MSL
WaterLevel
Top of Rock
Zone 1
Zone 2
Zone 3
Zone 4
Total VOC
DCE
Vinyl Chloride
TCE
WL Trend
Total VOC Trend
DCE Trend
VC Trend
TCE Trend
WATER TABLE ELEVATION (ft)
CONCENTRATION (ppb)
DATE
670
660
650
640
630
620
610
600
590
580
570
100000
10000
1000
100
10
1
0.1
0.01
0.001
0.0001
0.00001
Jan-01
Jan-03
Jan-05
Jan-07
Jan-09
Jan-11
Jan-13
Jan-15
Jan-17
Jan-19
Jan-21
Jan-23
Jan-25

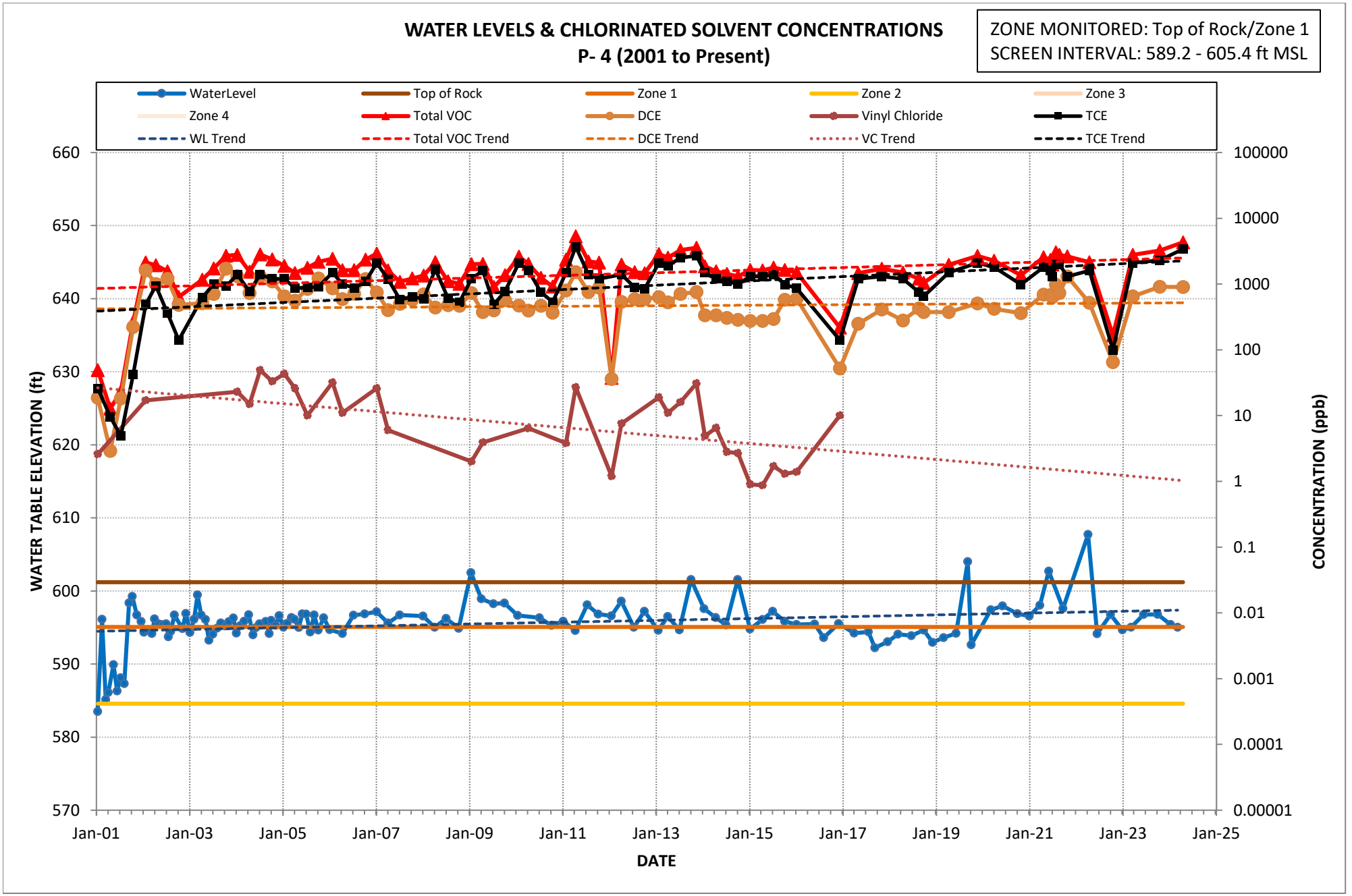
WATER LEVELS & CHLORINATED SOLVENT CONCENTRATIONS
P- 4 (2001 to Present)
ZONE MONITORED: Top of Rock/Zone 1
SCREEN INTERVAL: 589.2 - 605.4 ft MSL
WaterLevel
Top of Rock
Zone 1
Zone 2
Zone 3
Zone 4
Total VOC
DCE
Vinyl Chloride
TCE
WL Trend
Total VOC Trend
DCE Trend
VC Trend
TCE Trend
WATER TABLE ELEVATION (ft)
CONCENTRATION (ppb)
DATE
660
650
640
630
620
610
600
590
580
570
100000
10000
1000
100
10
1
0.1
0.01
0.001
0.0001
0.00001
Jan-01
Jan-03
Jan-05
Jan-07
Jan-09
Jan-11
Jan-13
Jan-15
Jan-17
Jan-19
Jan-21
Jan-23
Jan-25

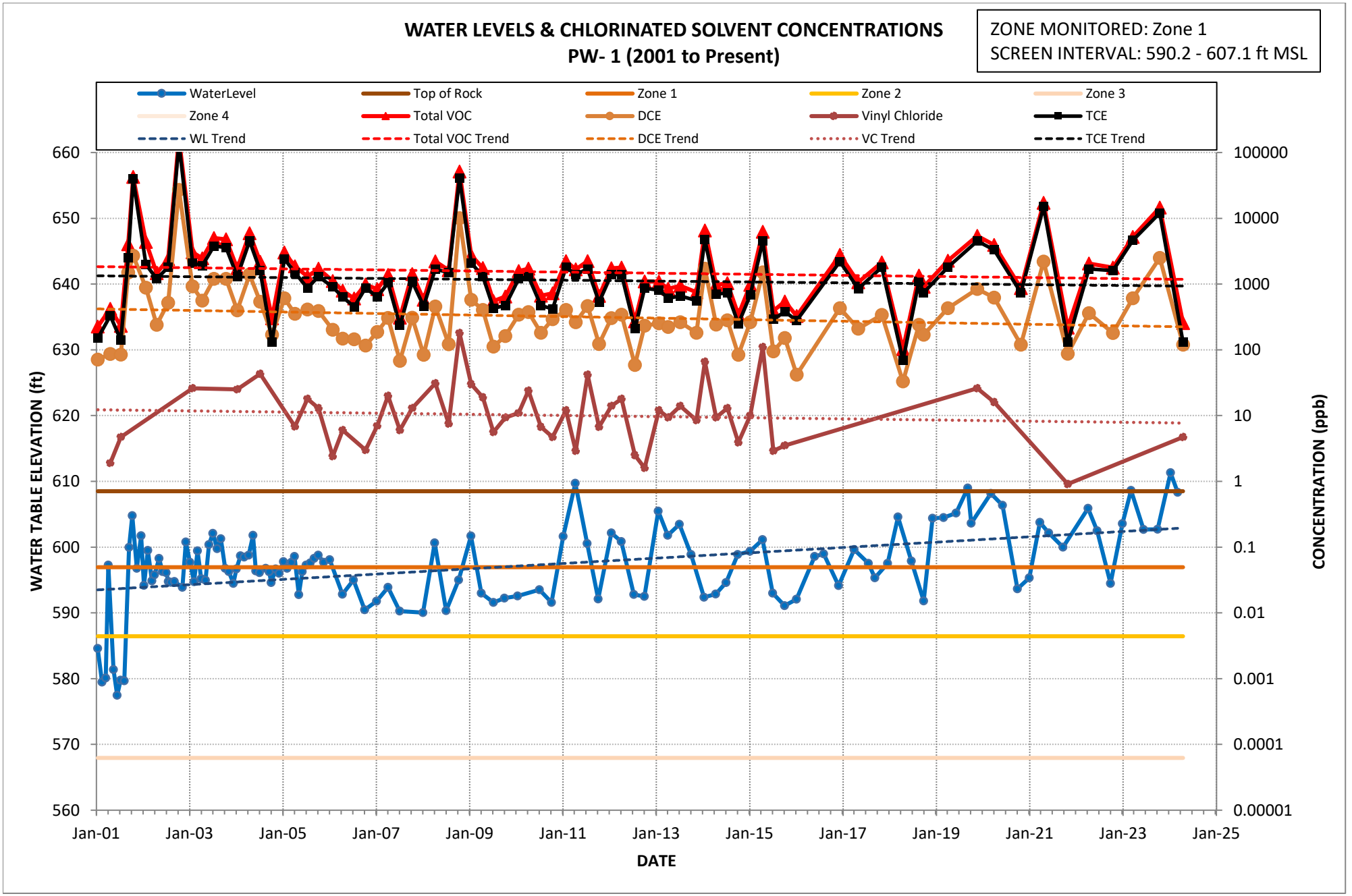
WATER LEVELS & CHLORINATED SOLVENT CONCENTRATIONS
PW- 1 (2001 to Present)
ZONE MONITORED: Zone 1
SCREEN INTERVAL: 590.2 - 607.1 ft MSL
WaterLevel
Top of Rock
Zone 1
Zone 2
Zone 3
Zone 4
Total VOC
DCE
Vinyl Chloride
TCE
WL Trend
Total VOC Trend
DCE Trend
VC Trend
TCE Trend
WATER TABLE ELEVATION (ft)
CONCENTRATION (ppb)
DATE
660
650
640
630
620
610
600
590
580
570
560
100000
10000
1000
100
10
1
0.1
0.01
0.001
0.0001
0.00001
Jan-01
Jan-03
Jan-05
Jan-07
Jan-09
Jan-11
Jan-13
Jan-15
Jan-17
Jan-19
Jan-21
Jan-23
Jan-25

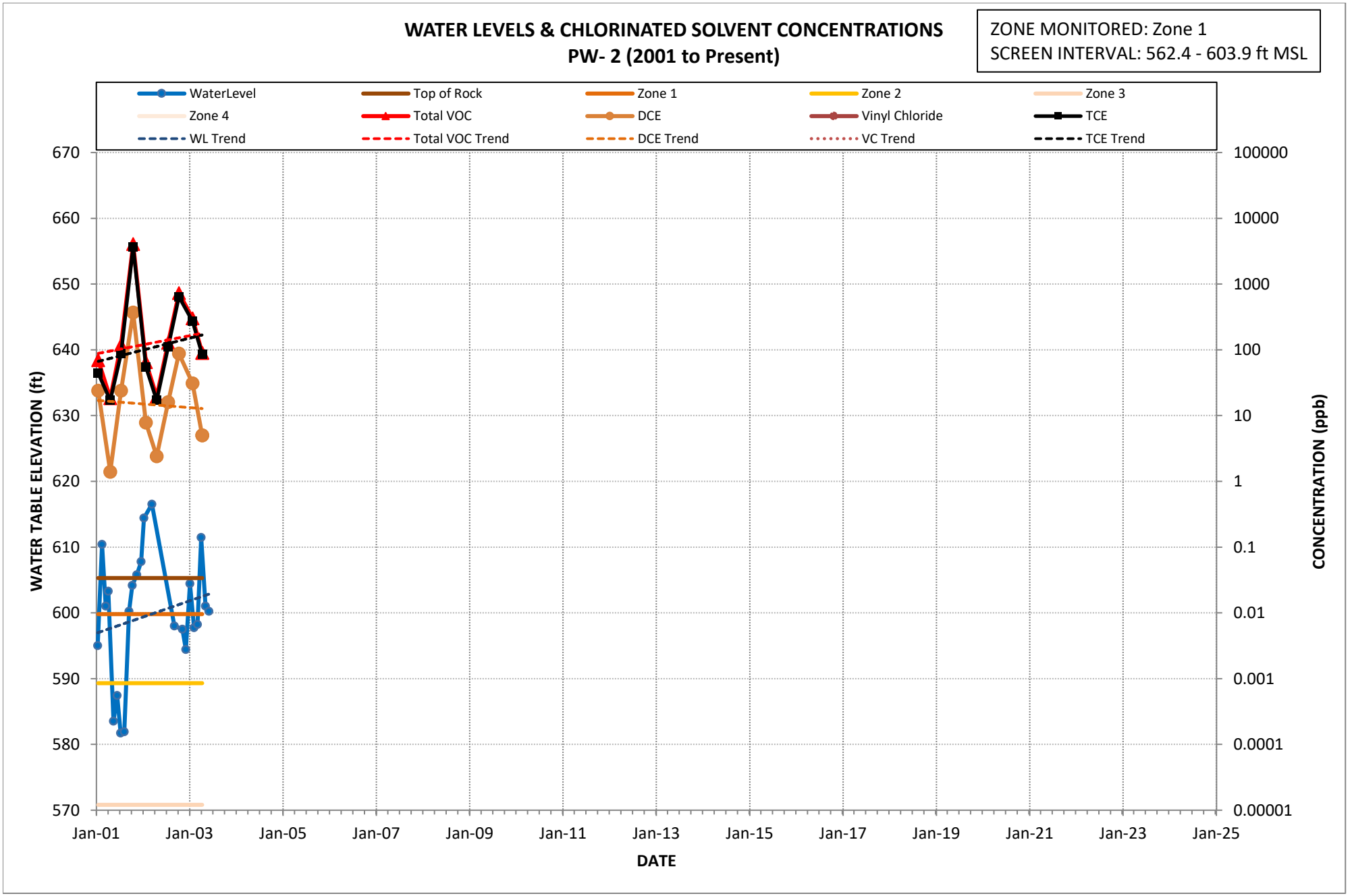
WATER LEVELS & CHLORINATED SOLVENT CONCENTRATIONS
PW- 2 (2001 to Present)
ZONE MONITORED: Zone 1
SCREEN INTERVAL: 562.4 - 603.9 ft MSL
WaterLevel
Top of Rock
Zone 1
Zone 2
Zone 3
Zone 4
Total VOC
DCE
Vinyl Chloride
TCE
WL Trend
Total VOC Trend
DCE Trend
VC Trend
TCE Trend
WATER TABLE ELEVATION (ft)
CONCENTRATION (ppb)
DATE
670
660
650
640
630
620
610
600
590
580
570
100000
10000
1000
100
10
1
0.1
0.01
0.001
0.0001
0.00001
Jan-01
Jan-03
Jan-05
Jan-07
Jan-09
Jan-11
Jan-13
Jan-15
Jan-17
Jan-19
Jan-21
Jan-23
Jan-25

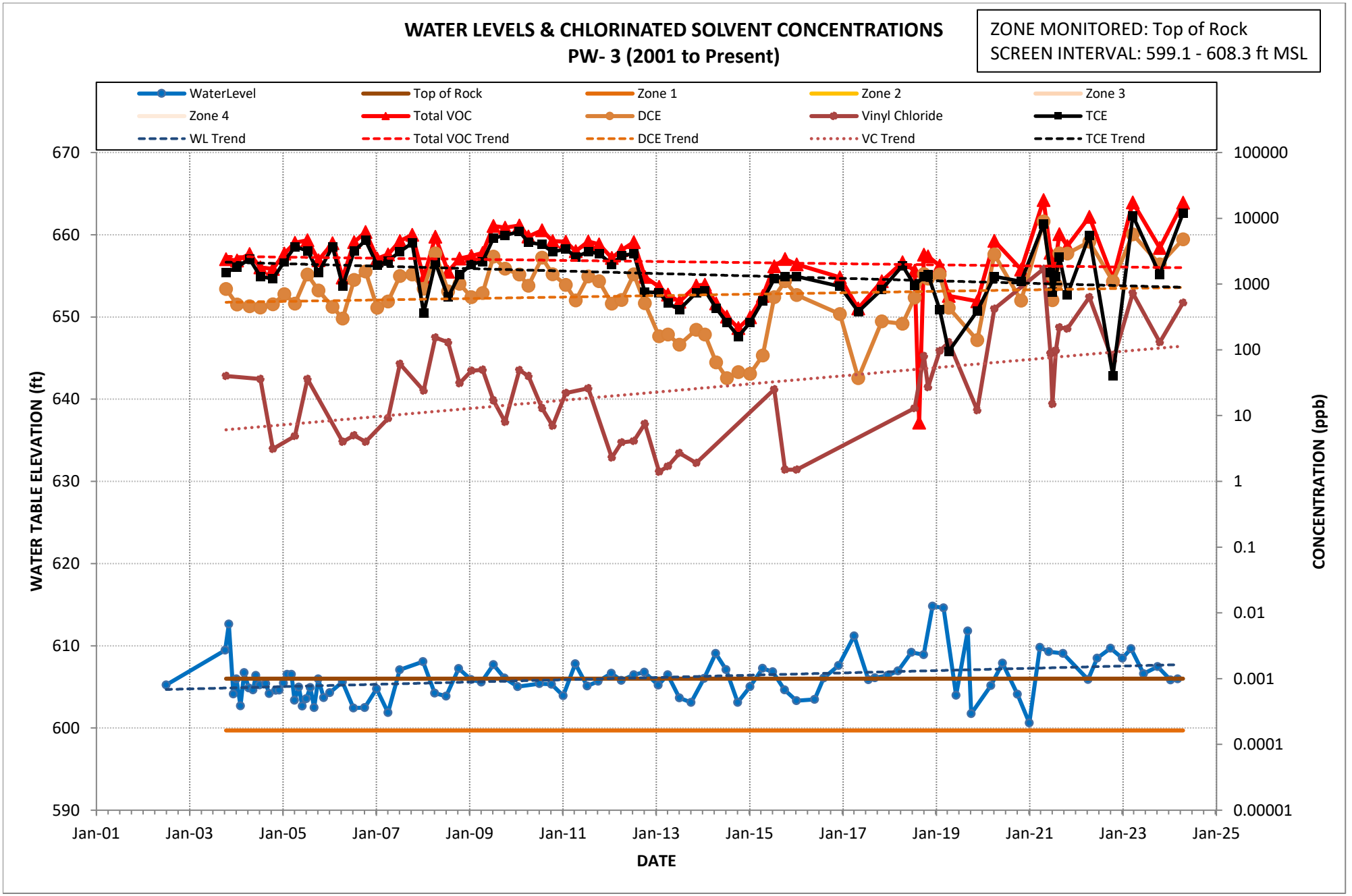
WATER LEVELS & CHLORINATED SOLVENT CONCENTRATIONS
PW- 3 (2001 to Present)
ZONE MONITORED: Top of Rock
SCREEN INTERVAL: 599.1 - 608.3 ft MSL
WaterLevel
Top of Rock
Zone 1
Zone 2
Zone 3
Zone 4
Total VOC
DCE
Vinyl Chloride
TCE
WL Trend
Total VOC Trend
DCE Trend
VC Trend
TCE Trend
WATER TABLE ELEVATION (ft)
CONCENTRATION (ppb)
DATE
670
660
650
640
630
620
610
600
590
100000
10000
1000
100
10
1
0.1
0.01
0.001
0.0001
0.00001
Jan-01
Jan-03
Jan-05
Jan-07
Jan-09
Jan-11
Jan-13
Jan-15
Jan-17
Jan-19
Jan-21
Jan-23
Jan-25

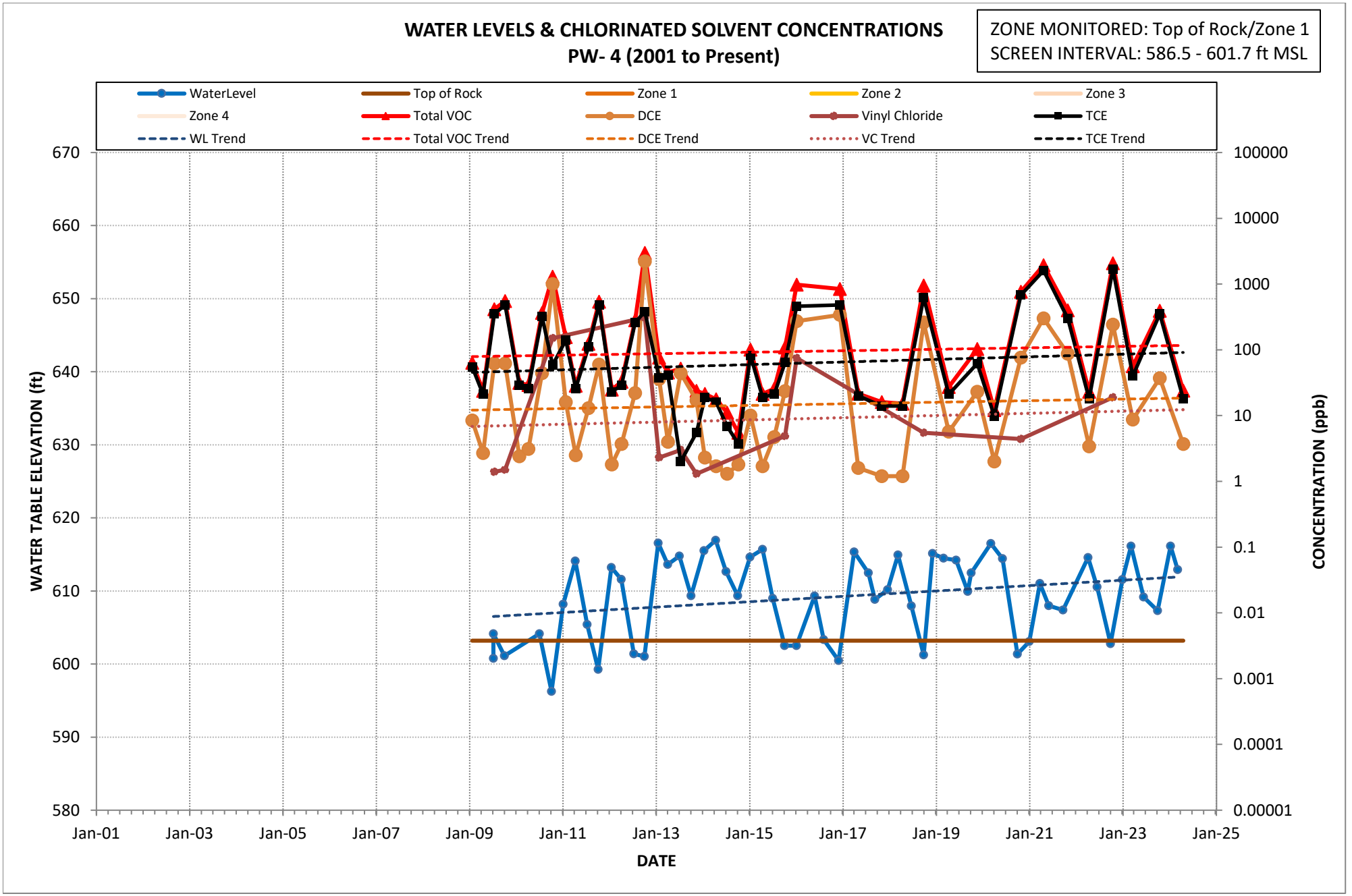
WATER LEVELS & CHLORINATED SOLVENT CONCENTRATIONS
PW- 4 (2001 to Present)
ZONE MONITORED: Top of Rock/Zone 1
SCREEN INTERVAL: 586.5 - 601.7 ft MSL
WaterLevel
Top of Rock
Zone 1
Zone 2
Zone 3
Zone 4
Total VOC
DCE
Vinyl Chloride
TCE
WL Trend
Total VOC Trend
DCE Trend
VC Trend
TCE Trend
WATER TABLE ELEVATION (ft)
CONCENTRATION (ppb)
DATE
670
660
650
640
630
620
610
600
590
580
100000
10000
1000
100
10
1
0.1
0.01
0.001
0.0001
0.00001
Jan-01
Jan-03
Jan-05
Jan-07
Jan-09
Jan-11
Jan-13
Jan-15
Jan-17
Jan-19
Jan-21
Jan-23
Jan-25

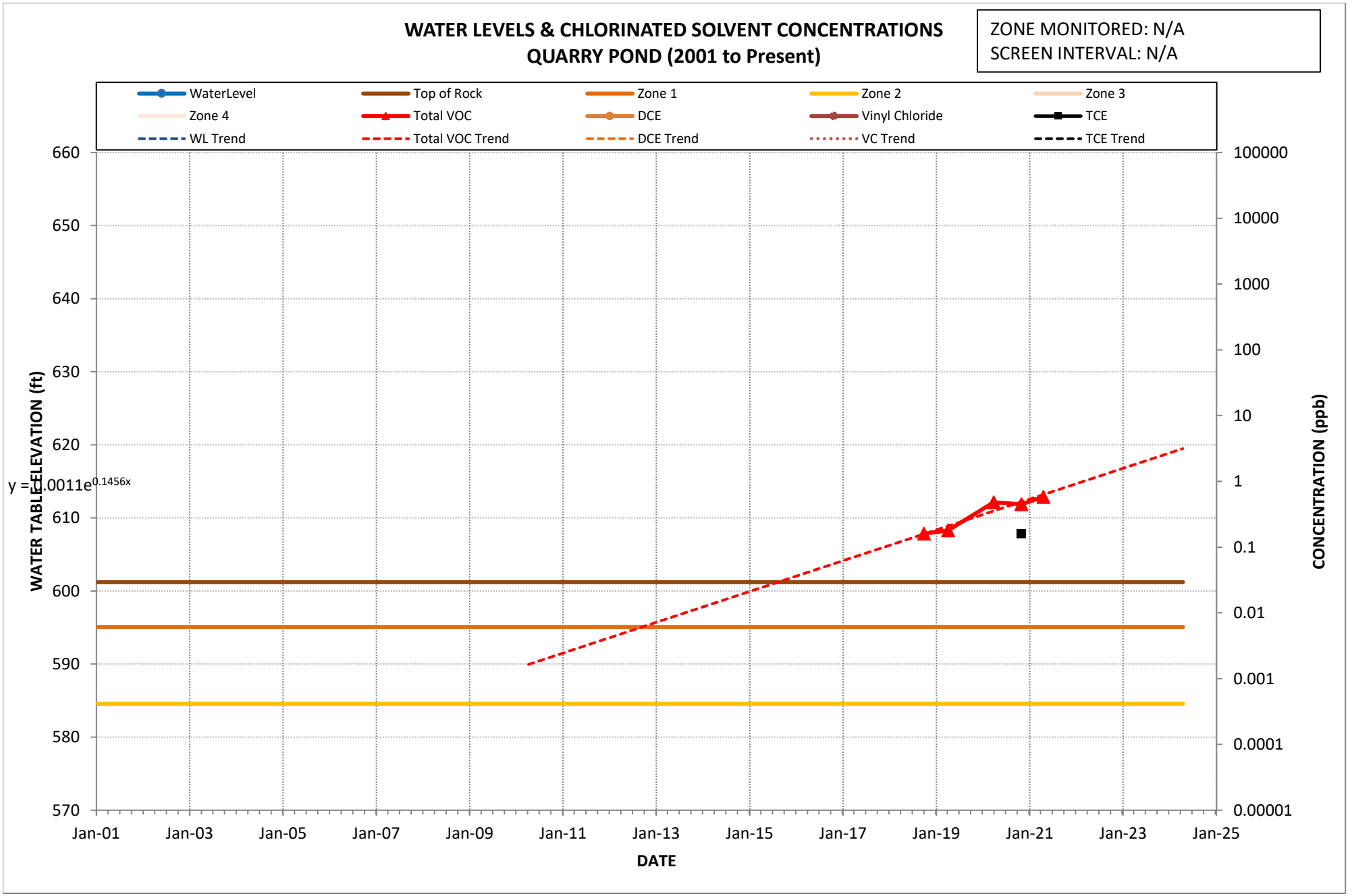

WATER LEVELS & CHLORINATED SOLVENT CONCENTRATIONS
QUARRY POND (2001 to Present)
ZONE MONITORED: N/A
SCREEN INTERVAL: N/A
WaterLevel
Top of Rock
Zone 1
Zone 2
Zone 3
Zone 4
Total VOC
DCE
Vinyl Chloride
TCE
WL Trend
Total VOC Trend
DCE Trend
VC Trend
TCE Trend
y = 0.0011e^0.1456x
WATER TABLE ELEVATION (ft)
CONCENTRATION (ppb)
DATE
660
650
640
630
620
610
600
590
580
570
100000
10000
1000
100
10
1
0.1
0.01
0.001
0.0001
0.00001
Jan-01
Jan-03
Jan-05
Jan-07
Jan-09
Jan-11
Jan-13
Jan-15
Jan-17
Jan-19
Jan-21
Jan-23
Jan-25

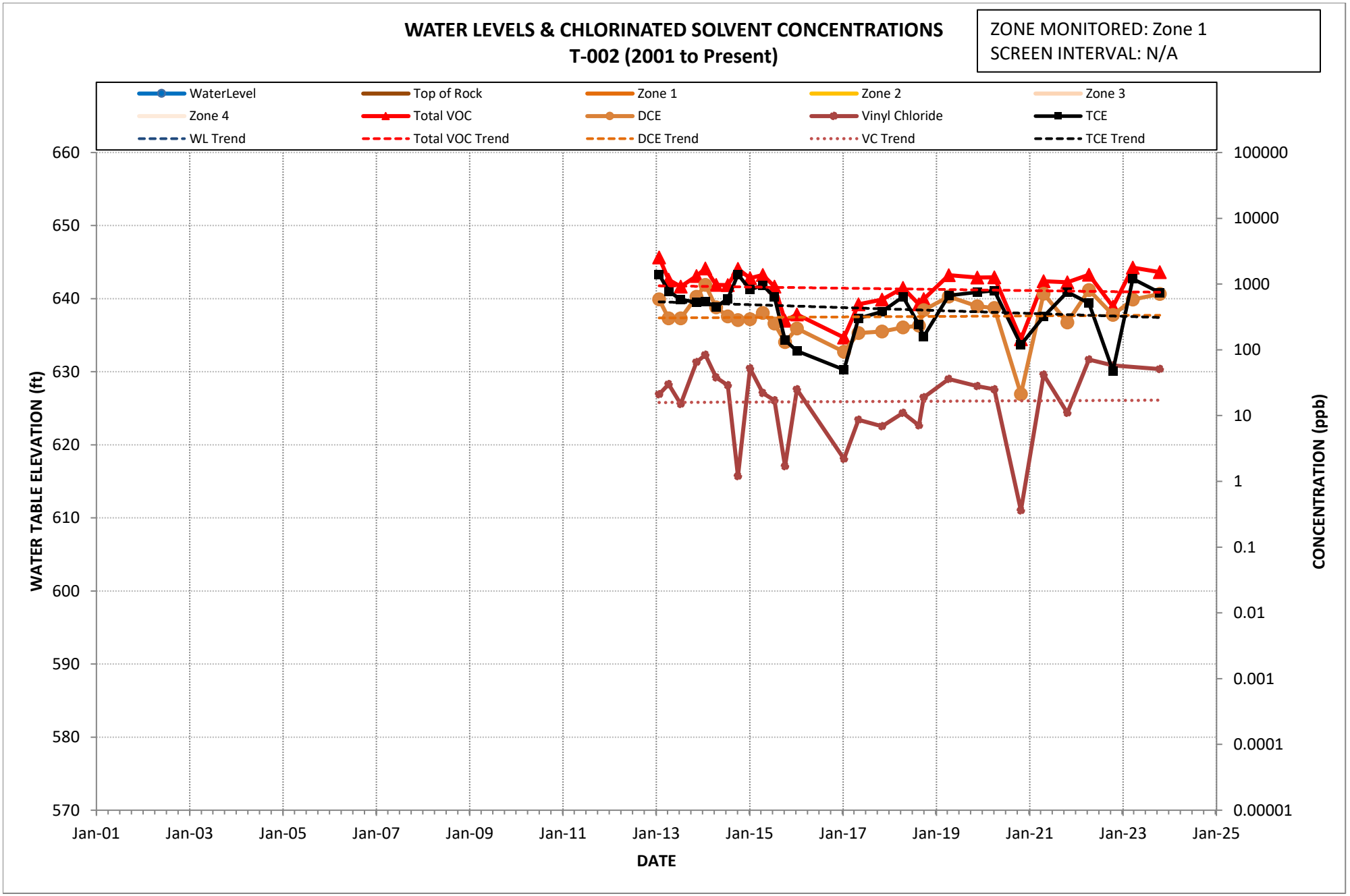
WATER LEVELS & CHLORINATED SOLVENT CONCENTRATIONS
T-002 (2001 to Present)
ZONE MONITORED: Zone 1
SCREEN INTERVAL: N/A
WaterLevel
Top of Rock
Zone 1
Zone 2
Zone 3
Zone 4
Total VOC
DCE
Vinyl Chloride
TCE
WL Trend
Total VOC Trend
DCE Trend
VC Trend
TCE Trend
660
650
640
630
620
610
600
590
580
570
WATER TABLE ELEVATION (ft)
100000
10000
1000
100
10
1
0.1
0.01
0.001
0.0001
0.00001
CONCENTRATION (ppb)
Jan-01
Jan-03
Jan-05
Jan-07
Jan-09
Jan-11
Jan-13
Jan-15
Jan-17
Jan-19
Jan-21
Jan-23
Jan-25
DATE

Appendix D

Water Quality Database through April 2024

MONITORING WELL GROUNDWATER ANALYTICAL RESULT SUMMARY
FORMER CARBORUNDUM COMPANY
SANBORN, NEW YORK

Well ID: **B-3M**

Date	Lab Sample ID	Method	Carbon tetrachloride (µg/L)	Chloroform (µg/L)	1,1-Dichloroethane (µg/L)	1,1-Dichloroethene (µg/L)	Methylene chloride (µg/L)	trans-1,2-Dichloroethene (µg/L)	cis-1,2-Dichloroethene (µg/L)	1,1,1-Trichloroethane (µg/L)	Trichloroethene (µg/L)	Tetrachloroethene (µg/L)	Vinyl chloride (µg/L)	Total
8/1/1984		8260	< 5	< 5	8	16	< 5	< 250	< 250	< 160	< 110	< 5	< 79	24
3/1/1985		8260	< 2000	< 1000	< 1000	< 5000	< 1000	< 5	110000	< 3000	24000	< 5	< 2000	134000
5/1/1985		8260	< 500	< 300	< 500	< 1000	< 300	< 5	48000	1110	< 900	< 5	1300	50410
12/1/1985		8260	< 20	< 16	< 8	74	< 28	< 5	13000	160	7800	< 5	490	21524
4/1/1986		8260	< 200	< 100	220	140	< 100	< 5	5200	400	5500	< 5	1400	12860
7/1/1986		8260	< 50	< 50	190	75	< 50	< 5	14000	170	340	< 5	1700	16475
10/1/1986		8260	< 30	< 30	190	140	< 60	< 5	24000	170	4400	< 5	2400	31300
4/1/1987		8260	< 2	< 100	12	19	< 2	< 5	6700	45	260	< 5	270	7306
7/1/1987		8260	< 20	< 200	240	< 40	< 20	< 5	8600	570	3500	< 5	880	13790
10/1/1987		8260	< 20	< 400	78	85	< 10	< 5	12000	230	920	< 5	1900	15213
2/1/1988		8260	< 20	< 500	310	230	< 20	< 5	4100	450	1200	< 5	2600	8890
8/1/1988		8260	< 20	< 20	< 20	< 20	< 20	< 5	9700	< 20	< 20	< 5	1600	11300
11/1/1988		8260	< 1	< 100	70	39	1.5	< 5	1700	87	140	< 5	3200	5237.5
1/1/1989		8260	< 50	< 5	< 35	< 65	< 50	55	15000	< 15	< 200	< 15	1200	16255
4/1/1989		8260	< 1.2	< 0.5	250	220	< 1	75	17000	< 0.3	6800	< 0.3	2400	26745
7/1/1989		8260	< 100	< 50	170	110	< 100	81	17000	170	940	< 30	4000	22471
10/1/1989		8260	< 100	< 50	59	64	< 100	68	8300	< 30	140	< 30	2200	10831
1/1/1990		8260	< 100	< 50	270	250	< 500	150	34000	230	5700	< 30	3500	44100
4/1/1990		8260	< 25	< 13	23	< 25	< 125	< 25	4300	< 7.5	< 25	< 7.5	370	4693
7/1/1990		8260	< 100	< 50	270	540	< 500	290	40000	240	100	< 30	4900	46340
10/1/1990		8260	< 25	< 13	59	< 25	< 25	45	9800	140	< 25	< 7.5	1700	11744
1/1/1991		8260	< 10	< 5	< 7	16	< 50	< 10	2000	36	28	< 3	350	2430
5/1/1991		8260	< 120	< 50	160	< 130	< 250	130	17000	76	860	< 30	2400	20626
7/1/1991		8260	< 120	< 50	410	240	< 250	350	84000	170	360	< 30	12000	97530
10/1/1991		8260	< 240	< 100	< 140	< 260	< 500	< 200	8700	< 60	< 240	< 60	4500	13200
1/1/1992		8260	< 600	< 250	< 350	< 650	< 1250	< 500	11000	< 150	< 600	< 150	4400	15400
4/1/1992		8260	< 600	< 250	< 350	< 350	< 1250	< 500	32000	< 150	< 600	< 150	65000	97000
7/1/1992		8260	< 1200	< 500	< 700	< 1300	< 2500	< 1000	67000	< 1500	< 1200	< 300	10000	77000
10/1/1992		8260	< 120	< 50	< 70	< 130	< 250	< 100	40000	< 30	170	< 30	6000	46170
1/1/1993		8260	< 120	< 50	120	140	< 250	< 100	23000	63	< 120	< 30	5800	29123
3/29/1993		8260	< 12	< 5	< 7	14	< 25	11	1800	< 5	< 12	< 3	850	2675
5/5/1993		8260	< 12	< 5	81	140	< 25	100	18000	33	< 15	< 3	6200	24554
6/3/1993		8260	< 12	< 5	68	81	29	110	15000	30	42	< 3	12000	27360
6/28/1993		8260	< 120	< 50	< 70	< 130	< 250	< 100	6200	51	890	< 30	2300	9441
8/5/1993		8260	< 12	< 5	35	< 13	< 25	30	5500	9.1	< 12	< 3	1100	6674.1
10/6/1993		8260	< 24	21	31	39	91	71	4600	13	31	< 6	1200	6097
7/6/1994		8260	< 1.2	< 0.5	89	44	< 2.5	100	8900	9.9	83	< 0.3	4900	14125.9
6/27/1995		8260	< 2	< 2	< 2	< 2	< 2	4	210	< 2	150	< 2	< 4	364
7/15/1996		8260	< 1.2	< 0.5	< 1	< 0.7	< 2.5	1.9	81	< 0.64	19	< 0.79	< 1.8	101.9
7/9/1997		8260	< 12	5.7	< 10	< 7	< 25	< 10	170	< 6.4	49	< 7.9	< 18	224.7
7/21/1999		8260	< 1.2	< 0.5	< 1	< 0.7	< 2.5	4.6	92	0.66 J	17	< 0.79	7.3	121.56
7/12/2000	A0483119	8021	< 1.2	< 1	1.6	0.68 J	< 2.5	5.3	180	0.32 J	7.3	< 1	8	203.2
7/13/2001	A1663812	8021	< 1.2	< 1	0.34 J	< 1	< 2.5	1.6	50	< 1	4.1	< 1	2	58.04
7/12/2002	A2713901	8021	< 1.6	< 1.6	2.4	< 1.6	2.2 J	13	360	< 1.6	36	1.8	18	433.4
7/8/2003	A3649103	8021	< 5.8	< 1.8	< 2	< 3.3	7.4	8.5	490	< 3.7	14	< 6.6	5	524.9
7/6/2004	A4636508	8021	< 2.9	< 1	2.6	4.4	< 2.5	7.3	190	< 1	29	< 1	18	251.3

< - Indicates parameter was analyzed for, but not detected at or above the reporting limit
To Address the NYSDEC concerns regarding the presentation and plotting of non-detected values, the data for 2001 to 2004 has been reevaluated and interpreted as follows:

1) Non-detected concentrations have been represented as '<' for reporting purposes.
2) Total VOCs have been recalculated and represented as the sum of the detected parameters shown on this table.
3) The method change to 8260 was approved by the NYSDEC and changed in January 2005.

B - The analyte is present in the associated method blank.
D - Result reported from a secondary dilution analysis.
E - Concentration exceeds the calibration range; Result is estimated.
J - Indicates an estimated value.
µg/L - micrograms per liter

Well ID: **B-3M**

Date	Lab Sample ID	Method	Carbon tetrachloride (µg/L)	Chloroform (µg/L)	1,1-Dichloroethane (µg/L)	1,1-Dichloroethene (µg/L)	Methylene chloride (µg/L)	trans-1,2-Dichloroethene (µg/L)	cis-1,2-Dichloroethene (µg/L)	1,1,1-Trichloroethane (µg/L)	Trichloroethene (µg/L)	Tetrachloroethene (µg/L)	Vinyl chloride (µg/L)	Total
7/14/2005	A5740501	8260/5M	< 1.2	< 1	< 1	< 1	< 2.5	3.8	75	< 1	6.7	< 1	7.7	93.2
7/14/2006	6G14010-08	8260	< 1	< 1	< 1	< 1	< 2	2	41	< 1	3	< 1	4	50
7/9/2007	7G10002-01	8260	< 1	< 1	< 1	< 1	< 2	< 1	33	< 1	2	< 1	11	46
7/23/2008	5423254	8260	< 1	< 0.8	1.1 J	1 J	< 2	4.3 J	190	< 0.8	19	< 0.8	14	229.4
7/8/2009	5719621	8260	< 1	< 0.8	1.4 J	1.4 J	< 2	4.5 J	240	< 0.8	16	< 0.8	56	319.3
7/12/2010	6030552	8260	< 1	< 0.8	< 1	1 J	< 2	4.5 J	170	< 0.8	18	< 0.8	24	217.5
7/12/2011	6342650	8260	< 1	< 0.8	2.6 J	1.4 J	< 2	4.1 J	200	1.1 J	54	< 0.8	25	288.2
7/16/2012	6722028	8260	< 1	< 0.8	1.6 J	< 0.8	< 2	3.1 J	200	< 0.8	26	< 0.8	21	251.7
7/8/2013	7120727	8260	< 1	< 0.8	1.7 J	1.2 J	< 2	2.8 J	160	1.1 J	100	< 0.8	22	288.8
7/8/2014	7526285	8260	< 0.5	< 0.5	2.2	0.57 J	< 2	2	110	0.52 J	66	< 0.5	20	201.29
7/8/2015	7960005	SW8260C	< 0.5	< 0.5	0.59 J	0.57 J	< 2	2.5	80	< 0.5	31	< 0.5	9.3	123.96
12/12/2016	240-73361-6	8260C	< 1.7	< 1.7	0.72 J	< 1.7	2	0.65 J	44	< 1.7	7.1	< 1.7	36	90.47
4/26/2017	240-78855-5	8260C	< 3.3	< 3.3	1.3 J	< 3.3	< 3.3	1.9 J	110	< 3.3	26	< 3.3	14	153.2
11/3/2017	240-87694-2	8260C	< 2.5	< 2.5	< 2.5	< 2.5	< 2.5	1.8 J	130	< 2.5	18	< 2.5	84	233.8
4/16/2018	240-94331-3	8260C	< 8.3	< 8.3	2.1 J	< 8.3	< 8.3	< 8.3	170	< 8.3	150	< 8.3	< 8.3	322.1
9/27/2018	240-102125-7	8260C	< 2.5	< 2.5	1.2 J	0.80 J	< 13	1.1 J	80	< 2.5	11	< 2.5	94	188.1
4/9/2019	240-110803-15	8260C	< 4.0	< 4.0	0.93 J	< 4.0	< 20	2.0 J	140	< 4.0	97	< 4.0	0.89 J	240.82
11/20/2019	240-122631-11	624.1_L	< 10	< 10	< 10	< 10	< 50	< 5.0	240	2.9 J	280	2.0 J	< 10	524.9
4/1/2020	240-128428-4	8260C	< 10	< 10	4.9 J	< 10	< 50	2.1 J	180	3.7 J	330	1.5 J	< 10	522.2
10/28/2020	240-139255-1	8260C	< 2.0	< 2.0	0.54 J	< 2.0	< 10	0.44 J	29	< 2.0	6.4	< 2.0	90	126.38
4/27/2021	240-148317-11	8260C	< 10	< 10	4.5 J	2.3 J	< 50	3.4 J	300	2.8 J	340	1.5 J	< 10	654.5
10/27/2021	240-159076-13	8260C	< 2.0	< 2.0	12	5.5	< 10	5.2	940 D	4.5	1200 D	3.6	2.5	2173.3
4/11/2022	240-165070-2	8260C	< 40	< 40	24 J	< 40	< 200	< 40	520	< 40	1400	< 40	< 40	1944
10/19/2022	240-175103-1	8260D	< 2.0	< 2.0	1.7 J	1.2 J	< 10	1.6 J	79	< 2.0	72	< 2.0	100	255.5
3/20/2023	240-182590-1	8260D	< 50	< 50	53	< 50	< 250	< 50	740	< 50	2200	< 50	< 50	2993
10/18/2023	240-194049-8	8260D	< 50	< 50	< 50	< 50	< 250	< 50	600	< 50	960	< 50	< 50	1560
4/17/2024	240-203148-23	8260D	< 50	< 50	43 J	< 50	< 250	< 50	1000	< 50	1300	< 50	< 50	2343

< - Indicates parameter was analyzed for, but not detected at or above the reporting limit
To Address the NYSDEC concerns regarding the presentation and plotting of non-detected values, the data for 2001 to 2004 has been reevaluated and interpreted as follows:

1) Non-detected concentrations have been represented as '<' for reporting purposes.
2) Total VOCs have been recalculated and represented as the sum of the detected parameters shown on this table.
3) The method change to 8260 was approved by the NYSDEC and changed in January 2005.

B - The analyte is present in the associated method blank.
D - Result reported from a secondary dilution analysis.
E - Concentration exceeds the calibration range; Result is estimated.
J - Indicates an estimated value.
µg/L - micrograms per liter

MONITORING WELL GROUNDWATER ANALYTICAL RESULT SUMMARY
FORMER CARBORUNDUM COMPANY
SANBORN, NEW YORK

Well ID: **B-4M**

Date	Lab Sample ID	Method	Carbon tetrachloride (µg/L)	Chloroform (µg/L)	1,1-Dichloroethane (µg/L)	1,1-Dichloroethene (µg/L)	Methylene chloride (µg/L)	trans-1,2-Dichloroethene (µg/L)	cis-1,2-Dichloroethene (µg/L)	1,1,1-Trichloroethane (µg/L)	Trichloroethene (µg/L)	Tetrachloroethene (µg/L)	Vinyl chloride (µg/L)	Total
8/1/1984		8260	< 5	8	< 5	< 5	< 5	< 5	10	< 5	14	< 5	< 5	32
3/1/1985		8260	< 50	< 50	< 50	< 200	< 50	< 5	4500	< 80	670	< 5	< 70	5170
5/1/1985		8260	< 20	< 10	< 20	< 50	< 30	< 5	340	< 30	180	< 5	< 70	520
12/1/1985		8260	< 2.8	< 1.6	6.6	4.2	5.6	< 5	1100	< 3.8	560	< 5	17	1693.4
4/1/1986		8260	< 20	< 10	< 20	< 20	15	< 5	3000	18	990	< 5	39	4062
7/1/1986		8260	< 2	< 2	6.2	< 2	< 2	< 5	390	< 2	73	< 5	18	487.2
10/1/1986		8260	< 10	< 50	< 10	< 20	< 20	< 5	650	< 70	170	< 5	< 30	820
4/1/1987		8260	< 1	< 1	5.7	6.9	< 1	< 5	1400	1.3	580	< 5	75	2068.9
7/1/1987		8260	< 1	< 30	1.7	< 2	< 1	< 5	700	< 1	21	< 5	5.6	728.3
10/1/1987		8260	< 1	< 5	4.2	< 1	< 1	< 5	550	< 1	48	< 5	11	613.2
2/1/1988		8260	< 1	< 20	7.6	2.9	< 1	< 5	1300	< 1	410	< 5	29	1749.5
8/1/1988		8260	< 1	< 1	< 1	< 1	< 1	< 5	360	< 1	4	< 5	< 2	364
11/1/1988		8260	< 1	< 1	< 1	< 1	< 1	< 5	95	< 1	21	< 5	< 1	116
1/1/1989		8260	< 0.1	< 5	2.5	1.3	0.3	8.6	200	< 0.03	57	< 0.03	37	306.7
4/1/1989		8260	< 0.1	< 0.05	7.3	7.5	< 0.1	14	450	< 0.03	220	< 0.03	49	747.8
7/1/1989		8260	< 1.2	< 0.5	4.1	3.4	< 2.5	7.6	380	< 0.3	120	< 0.3	54	569.1
10/1/1989		8260	< 1	< 0.5	< 0.7	3.9	< 1	10	410	8.8	12	< 0.3	18	462.7
1/1/1990		8260	< 10	< 5	5.3	< 10	< 50	18	440	< 3	130	< 3	51	644.3
4/1/1990		8260	< 1	< 0.5	3.5	< 1	< 5	7.9	570	< 0.3	130	< 0.3	26	737.4
7/1/1990		8260	< 1	< 0.5	0.8	< 1	< 5	3.2	180	< 0.3	13	< 0.3	8.6	205.6
10/1/1990		8260	< 1	< 0.5	5.1	1.8	< 1	12	37	< 0.3	51	< 0.3	25	131.9
1/1/1991		8260	< 10	< 5	< 7	< 10	< 50	< 10	870	34	120	< 3	47	1071
5/1/1991		8260	< 24	< 10	< 14	< 26	< 50	< 20	880	< 6	200	< 6	< 36	1080
7/1/1991		8260	< 24	< 10	< 14	< 26	< 50	< 20	280	< 6	< 24	< 6	< 36	280
10/1/1991		8260	< 60	< 25	< 35	< 65	< 130	< 50	190	< 15	< 60	< 60	< 90	190
1/1/1992		8260	< 24	< 10	< 14	< 26	< 50	< 20	260	< 6	< 24	< 6	< 36	260
4/1/1992		8260	< 120	< 50	< 70	< 130	< 250	< 100	2100	< 300	380	< 30	< 180	2480
7/1/1992		8260	< 120	< 50	< 70	< 130	< 250	< 100	1800	< 200	260	< 30	< 180	2060
10/1/1992		8260	< 12	< 5	14	< 13	< 25	19	2900	72	490	< 3	210	3705
1/1/1993		8260	< 12	< 5	11	< 13	< 25	17	1800	< 3	300	< 3	120	2248
3/30/1993		8260	< 12	< 5	< 7	14	< 25	11	1800	< 5	< 12	< 3	850	2675
6/3/1993		8260	< 1.2	< 0.5	4.5	2.1	< 2.5	13	350	< 0.5	22	< 0.3	58	449.6
6/28/1993		8260	< 1.2	< 0.5	3.3	< 1.3	< 2.5	< 5.3	330	< 0.5	21	< 0.3	5.3	359.6
8/5/1993		8260	< 1.2	< 0.5	< 0.7	< 1.3	< 2.5	1.7	93	< 0.5	7.5	< 0.3	3.5	105.7
10/7/1993		8260	< 1.2	< 0.5	< 0.7	< 1.3	< 2.5	< 10	100	< 0.5	9	< 0.3	2.5	111.5
7/7/1994		8260	< 1.2	< 0.5	1.4	< 1.3	< 2.5	4.9	200	< 0.5	22	< 0.3	2.2	230.5
6/27/1995		8260	< 1	4.2	< 1	< 1	< 1	3.3	120	< 1	14	< 1	< 2	141.5
7/15/1996		8260	< 12	< 5	< 10	< 7	< 25	< 10	310	< 6.4	38	< 7.9	< 18	348
7/9/1997		8260	< 12	7.8	< 10	< 7	< 25	< 10	150	< 6.4	27	< 7.9	< 18	184.8
7/23/1998		8260	< 1.2	< 0.5	< 1	< 0.7	< 2.5	4.8	130	< 0.64	29	< 0.79	2.5	166.3
7/19/1999		8260	< 1.2	< 0.5	< 1	< 0.7	< 2.5	1.1	42	< 0.64	5.8	< 0.79	< 1.8	48.9
7/11/2000	A0483110	8021	< 1.2	< 1	< 1	< 1	< 2.5	1.3	60	< 1	3.9	< 1	1.1 J	66.3
7/13/2001	A1663816	8021	< 1.2	< 1	< 1	< 1	0.58 J	1.6	61	< 1	5.5	< 1	1.5 J	70.18
7/12/2002	A2713906	8021	< 1.2	< 1	< 1	< 1	< 2.5	1.5	47	< 1	5	< 1	5.6	59.1
7/8/2003	A3649109	8021	< 1.2	< 1	< 1	< 1	< 2.5	2.3	67	< 1	7.8	< 1	6.4	83.5
7/6/2004	A4636506	8021	< 1.2	< 1	< 1	< 1	< 2.5	1.9	38	< 1	8.2	< 1	10	58.1

< - Indicates parameter was analyzed for, but not detected at or above the reporting limit
To Address the NYSDEC concerns regarding the presentation and plotting of non-detected values, the data for 2001 to 2004 has been reevaluated and interpreted as follows:
1) Non-detected concentrations have been represented as '<' for reporting purposes.
2) Total VOCs have been recalculated and represented as the sum of the detected parameters shown on this table.
3) The method change to 8260 was approved by the NYSDEC and changed in January 2005.

B - The analyte is present in the associated method blank.
D - Result reported from a secondary dilution analysis.
E - Concentration exceeds the calibration range; Result is estimated.
J - Indicates an estimated value.
µg/L - micrograms per liter

Well ID: **B-4M**

Date	Lab Sample ID	Method	Carbon tetrachloride (µg/L)	Chloroform (µg/L)	1,1-Dichloroethane (µg/L)	1,1-Dichloroethene (µg/L)	Methylene chloride (µg/L)	trans-1,2-Dichloroethene (µg/L)	cis-1,2-Dichloroethene (µg/L)	1,1,1-Trichloroethane (µg/L)	Trichloroethene (µg/L)	Tetrachloroethene (µg/L)	Vinyl chloride (µg/L)	Total
7/14/2005	A5740502	8260/5M	< 1.2	< 1	< 1	< 1	< 2.5	1.8	36	< 1	5.4	< 1	12	55.2
7/14/2006	6G14010-07	8260	< 1	< 1	< 1	< 1	< 2	2	28	< 1	5	< 1	20	55
7/9/2007	7G10002-02	8260	< 1	< 1	< 1	< 1	< 2	1	24	< 1	4	< 1	22	51
7/23/2008	5423255	8260	< 1	< 0.8	< 1	< 0.8	< 2	1.8 J	41	< 0.8	5.1	< 0.8	12	59.9
7/9/2009	5720682	8260	< 1	< 0.8	< 1	< 0.8	< 2	< 0.8	20	< 0.8	1.8 J	< 0.8	5.1	26.9
7/12/2010	6030548	8260	< 1	< 0.8	< 1	< 0.8	< 2	1.1 J	35	< 0.8	250	< 0.8	1.8 J	287.9
4/12/2011	6256727	8260	< 1	< 0.8	1.6 J	0.95 J	< 2	5.6	120	< 0.8	29	< 0.8	9.7	166.85
7/13/2011	6343981	8260	< 1	< 0.8	< 1	< 0.8	< 2	2.2 J	59	< 0.8	7.1	< 0.8	11	79.3
7/17/2012	6723837	8260	< 1	< 0.8	< 1	< 0.8	< 2	1.6 J	41	< 0.8	4.9 J	< 0.8	7.9	55.4
7/8/2013	7120735	8260	< 1	< 0.8	1.3 J	0.81 J	< 2	5	89	< 0.8	28	< 0.8	10	134.11
7/8/2014	7526297	8260	< 0.5	< 0.5	0.91 J	0.8 J	< 2	4.1	58	< 0.5	22	< 0.5	9.7	95.51
7/8/2015	7960010	SW8260C	< 0.5	< 0.5	< 0.5	< 0.5	< 2	1.1	34	< 0.5	4.7	< 0.5	8	47.8

< - Indicates parameter was analyzed for, but not detected at or above the reporting limit
To Address the NYSDEC concerns regarding the presentation and plotting of non-detected values, the data for 2001 to 2004 has been reevaluated and interpreted as follows:

1) Non-detected concentrations have been represented as '<' for reporting purposes.
2) Total VOCs have been recalculated and represented as the sum of the detected parameters shown on this table.
3) The method change to 8260 was approved by the NYSDEC and changed in January 2005.

B - The analyte is present in the associated method blank.
D - Result reported from a secondary dilution analysis.
E - Concentration exceeds the calibration range; Result is estimated.
J - Indicates an estimated value.
µg/L - micrograms per liter

MONITORING WELL GROUNDWATER ANALYTICAL RESULT SUMMARY
FORMER CARBORUNDUM COMPANY
SANBORN, NEW YORK

Well ID: **B-5M**

Date	Lab Sample ID	Method	Carbon tetrachloride (µg/L)	Chloroform (µg/L)	1,1-Dichloroethane (µg/L)	1,1-Dichloroethene (µg/L)	Methylene chloride (µg/L)	trans-1,2-Dichloroethene (µg/L)	cis-1,2-Dichloroethene (µg/L)	1,1,1-Trichloroethane (µg/L)	Trichloroethene (µg/L)	Tetrachloroethene (µg/L)	Vinyl chloride (µg/L)	Total
8/1/1984		8260	< 5	< 5	< 5	< 5	< 5	< 5	69	< 5	270	< 5	8	347
3/1/1985		8260	< 5	< 5	< 5	< 10	< 5	< 5	53	< 5	14	< 5	< 5	67
5/1/1985		8260	< 4	< 2	< 4	< 10	< 2	< 5	19	< 6	7.9	< 5	< 5	26.9
12/1/1985		8260	< 2.8	< 1.6	< 4.7	< 3.8	8.4	< 5	31	< 3.8	30	< 5	10	79.4
4/1/1986		8260	< 0.4	< 0.2	0.7	< 0.4	< 0.2	< 5	20	< 0.4	5.4	< 5	1	27.1
1/1/1987		8260	< 0.2	< 0.4	0.3	< 0.2	< 0.2	< 5	35	< 0.2	20	< 5	3.7	59
4/1/1987		8260	< 0.2	< 0.2	< 0.2	< 0.2	< 0.2	< 5	13	< 0.2	7.3	< 5	< 0.2	20.3
7/1/1987		8260	< 0.2	< 0.6	< 0.4	< 0.4	< 0.2	< 5	27	< 0.2	8.3	< 5	1.2	36.5
10/1/1987		8260	< 0.2	< 0.4	< 0.2	< 0.2	< 0.2	< 5	28	< 0.2	9.4	< 5	2.1	39.5
2/1/1988		8260	< 0.2	< 1	0.6	< 0.4	< 0.2	< 5	39	< 0.2	33	< 5	3.5	76.1
8/1/1988		8260	< 1	< 1	< 1	< 1	< 1	< 5	24	< 1	28	< 5	< 2	52
11/1/1988		8260	< 0.2	< 0.2	0.9	< 0.2	< 1	< 5	23	< 0.2	38	< 5	2.6	64.5
1/1/1989		8260	< 0.2	< 5	0.2	< 0.1	< 0.1	0.3	11	0.8	9.2	< 0.03	3.2	24.7
4/1/1989		8260	< 0.1	< 0.05	1.6	0.5	< 0.1	0.4	15	< 0.03	140	< 0.03	1.8	159.3
7/1/1989		8260	< 1.2	< 0.5	< 0.7	< 1.3	< 2.5	< 1	6.2	< 0.3	77	< 0.3	< 1.8	83.2
10/1/1989		8260	< 1	< 0.5	1.5	< 1	< 1	< 1	15	4.3	130	< 0.3	3.1	153.9
1/1/1990		8260	< 1	< 0.5	3.3	< 1	< 5	< 1	31	9.6	410	< 0.3	1.9	455.8
4/1/1990		8260	< 1	< 0.5	3	< 1	< 5	< 1	14	4.6	150	< 0.3	< 1	171.6
7/1/1990		8260	< 1	< 0.5	1	< 1	< 5	< 1	15	4.2	160	< 0.3	< 1	180.2
10/1/1990		8260	< 1	< 0.5	1.8	12	< 1	< 1	14	0.4	130	< 0.3	< 1	158.2
2/1/1991		8260	< 1	< 0.5	< 0.7	< 1	< 5	< 1	25	5	370	< 0.3	< 1	400
5/1/1991		8260	< 12	< 5	< 7	< 13	< 25	< 10	14	< 3	290	< 3	< 18	304
7/1/1991		8260	< 12	< 5	< 7	< 13	< 25	< 10	< 10	< 3	220	< 3	< 18	220
10/1/1991		8260	< 6	< 2.5	< 3.5	< 6.5	< 13	< 5	21	< 1.5	240	< 1.5	< 9	261
1/1/1992		8260	< 6	< 2.5	< 3.5	< 6.5	< 13	< 5	59	< 1.5	200	< 1.5	< 9	259
4/1/1992		8260	< 6	< 2.5	< 3.5	< 6.5	< 7.5	< 5	18	< 1.5	380	< 1.5	< 9	398
7/1/1992		8260	< 6	< 2.5	< 3.5	< 6.5	< 13	< 5	< 5	< 1.5	310	< 1.5	< 9	310
10/1/1992		8260	< 1.2	< 0.5	< 0.7	< 1.3	< 2.5	< 1	15	1.2	240	< 0.3	< 1.8	256.2
1/1/1993		8260	< 1.2	< 0.5	< 0.7	< 1.3	< 2.5	< 1	13	0.81 *	210	< 0.3	< 1.8	223.81
3/31/1993		8260	< 1.2	< 0.5	< 0.7	< 1.3	< 2.5	< 1	25	1.5	170	< 3	2.2	198.7
6/30/1993		8260	< 1.2	< 0.5	< 0.7	< 1.3	< 2.5	< 1	23	0.69	130	< 0.3	2.9	156.59
10/7/1993		8260	< 1.2	< 0.5	< 0.7	< 1.3	< 2.5	< 1	11	0.69	52	< 0.3	< 1.8	63.69
7/6/1994		8260	< 1.2	< 0.5	< 0.7	< 1.3	< 2.5	< 1	9.7	< 0.5	41	< 0.3	< 1.8	50.7
6/27/1995		8260	< 1	< 1	< 1	< 1	< 1	< 1	11	< 1	25	< 1	< 2	36
7/11/1996		8260	< 1.2	< 0.5	< 1	< 0.7	< 2.5	< 1	23	< 0.64	37	< 0.79	< 1.8	60
7/9/1997		8260	< 1.2	< 0.5	< 1	< 0.7	< 2.5	1.2	33	< 0.64	46	< 0.79	< 1.8	80.2
7/23/1998		8260	< 1.2	< 0.5	< 1	< 0.7	< 2.5	< 1	38	< 0.64	25	< 0.79	< 1.8	63
7/21/1999		8260	< 1.2	< 0.5	< 1	< 0.7	< 2.5	1.6	28	< 0.64	33	< 0.79	< 1.8	62.6
7/11/2000	A0483109	8021	< 1.2	< 1	< 1	< 1	< 2.5	0.23 J	17	< 1	12	< 1	0.34 J	29.57
7/13/2001	A1663817	8021	< 1.2	< 1	< 1	< 1	< 2.5	0.47 J	18	< 1	20	< 1	< 1.8	38.47
7/15/2002	A2723102	8021	< 1.2	< 1	< 1	< 1	< 2.5	< 1	3.8	< 1	9.5	< 1	< 1.8	13.3
7/10/2003	A3654101	8021	< 1.2	< 1	< 1	< 1	< 2.5	< 1	4.5	< 1	13	< 1	< 1.8	17.5
7/7/2004	A4636503	8021	< 1.4	< 1	< 1	< 1	< 2.5	1.1	16	< 1	72	< 1	< 1.8	89.1
7/12/2005	A5733201	8260/5M	< 1.2	< 1	< 1	< 1	< 2.5	< 1	3.8	< 1	12	< 1	< 1.8	15.8
7/18/2006	6G19003-09	8260	< 1	< 1	< 1	< 1	6 B	< 1	9	< 1	36	< 1	< 2	51
7/9/2007	7G10002-03	8260	< 1	< 1	< 1	< 1	< 2	< 1	2	< 1	6	< 1	< 2	8

< - Indicates parameter was analyzed for, but not detected at or above the reporting limit
To Address the NYSDEC concerns regarding the presentation and plotting of non-detected values, the data for 2001 to 2004 has been reevaluated and interpreted as follows:
1) Non-detected concentrations have been represented as '<' for reporting purposes.
2) Total VOCs have been recalculated and represented as the sum of the detected parameters shown on this table.
3) The method change to 8260 was approved by the NYSDEC and changed in January 2005.

B - The analyte is present in the associated method blank.
D - Result reported from a secondary dilution analysis.
E - Concentration exceeds the calibration range; Result is estimated.
J - Indicates an estimated value.
µg/L - micrograms per liter

Well ID: **B-5M**

Date	Lab Sample ID	Method	Carbon tetrachloride (µg/L)	Chloroform (µg/L)	1,1-Dichloroethane (µg/L)	1,1-Dichloroethene (µg/L)	Methylene chloride (µg/L)	trans-1,2-Dichloroethene (µg/L)	cis-1,2-Dichloroethene (µg/L)	1,1,1-Trichloroethane (µg/L)	Trichloroethene (µg/L)	Tetrachloroethene (µg/L)	Vinyl chloride (µg/L)	Total
7/23/2008	5423256	8260	< 1	< 0.8	< 1	< 0.8	< 2	1.5 J	54	< 0.8	290	< 0.8	3 J	348.5
7/13/2009	5722293	8260	< 1	< 0.8	< 1	< 0.8	< 2	1 J	20	< 0.8	82	< 0.8	< 1	103
7/12/2010	6030549	8260	< 1	< 0.8	< 1	< 0.8	< 2	1.3 J	33	< 0.8	3.9 J	< 0.8	17	55.2
7/25/2011	6355555	8260	< 1	< 0.8	< 1	< 0.8	< 2	1.1 J	22	< 0.8	150	< 0.8	1.3 J	174.4
7/16/2012	6722026	8260	< 1	< 0.8	< 1	< 0.8	< 2	1.3 J	33	< 0.8	260	< 0.8	1.8 J	296.1
7/9/2013	7122572	8260	< 1	< 0.8	< 1	< 0.8	< 2	< 0.8	3.4 J	< 0.8	25	< 0.8	< 1	28.4
7/8/2014	7526295	8260	< 0.5	< 0.5	< 0.5	< 0.5	< 2	1	16	< 0.5	93	< 0.5	1.7	111.7
7/8/2015	7960012	SW8260C	< 0.5	< 0.5	< 0.5	< 0.5	< 2	< 0.5	4.2	< 0.5	29	< 0.5	< 0.5	33.2
10/19/2022	240-175103-4	8260D	< 13	< 13	< 13	< 13	< 63	< 13	110	< 13	670	< 13	< 13	780

< - Indicates parameter was analyzed for, but not detected at or above the reporting limit
To Address the NYSDEC concerns regarding the presentation and plotting of non-detected values, the data for 2001 to 2004 has been reevaluated and interpreted as follows:

1) Non-detected concentrations have been represented as '<' for reporting purposes.
2) Total VOCs have been recalculated and represented as the sum of the detected parameters shown on this table.
3) The method change to 8260 was approved by the NYSDEC and changed in January 2005.

B - The analyte is present in the associated method blank.
D - Result reported from a secondary dilution analysis.
E - Concentration exceeds the calibration range; Result is estimated.
J - Indicates an estimated value.
µg/L - micrograms per liter

MONITORING WELL GROUNDWATER ANALYTICAL RESULT SUMMARY
FORMER CARBORUNDUM COMPANY
SANBORN, NEW YORK

Well ID: **B-6M**

Date	Lab Sample ID	Method	Carbon tetrachloride (µg/L)	Chloroform (µg/L)	1,1-Dichloroethane (µg/L)	1,1-Dichloroethene (µg/L)	Methylene chloride (µg/L)	trans-1,2-Dichloroethene (µg/L)	cis-1,2-Dichloroethene (µg/L)	1,1,1-Trichloroethane (µg/L)	Trichloroethene (µg/L)	Tetrachloroethene (µg/L)	Vinyl chloride (µg/L)	Total
8/1/1984		8260	< 5	14	< 5	< 5	2	< 5	< 5	< 5	2	< 5	< 5	18
3/1/1985		8260	< 5	< 5	< 5	< 10	< 5	< 5	41	< 5	41	< 5	< 5	82
5/1/1985		8260	< 2	< 1	< 2	< 5	< 1	< 5	9.4	< 3	31	< 5	< 2	40.4
12/1/1985		8260	< 2.8	< 1.6	< 4.7	< 2.8	7.6	< 5	17	< 3.8	49	< 5	< 10	73.6
4/1/1986		8260	< 0.4	< 0.2	< 0.4	< 0.4	< 0.2	< 5	12	0.2	38	< 5	0.8	51
7/1/1986		8260	< 0.4	< 0.4	< 0.4	< 0.4	< 0.4	< 5	8.4	< 0.4	25	< 5	1.4	34.8
10/1/1986		8260	< 0.4	< 0.4	< 0.4	< 0.4	< 0.4	< 5	23	< 0.4	97	< 5	3.6	123.6
1/1/1987		8260	< 0.2	< 0.4	< 0.2	< 0.2	< 0.2	< 5	32	< 0.2	86	< 5	3.2	121.2
4/1/1987		8260	< 0.2	< 0.2	< 0.2	< 0.2	< 0.2	< 5	1.8	< 0.2	2.8	< 5	< 0.2	4.6
7/1/1987		8260	< 0.2	< 0.6	< 0.4	< 0.4	< 0.2	< 5	25	< 0.2	50	< 5	1.4	76.4
10/1/1987		8260	< 0.2	< 0.2	< 0.2	< 0.2	< 0.2	< 5	3.1	< 0.2	7.9	< 5	< 0.4	11
2/1/1988		8260	< 0.2	< 0.8	< 0.2	< 0.4	< 0.2	< 5	43	< 0.2	180	< 5	3.9	226.9
8/1/1988		8260	< 0.2	< 0.2	< 0.2	< 0.2	< 0.2	< 5	25	< 0.2	120	< 5	5	150
11/1/1988		8260	< 0.2	< 0.2	< 0.2	< 0.2	< 1	< 5	64	< 0.2	120	< 5	2.6	186.6
1/1/1989		8260	< 0.1	< 5	< 0.07	< 0.1	< 0.1	0.6	11	< 0.03	99	< 0.03	5.3	115.9
4/1/1989		8260	< 0.1	< 0.05	< 0.07	< 0.03	< 0.1	< 0.1	2	< 0.03	15	< 0.03	< 0.2	17
7/1/1989		8260	< 1.2	0.7	< 0.7	< 1.3	< 2.5	< 1	1.7	< 0.3	18	< 0.3	6.6	27
10/1/1989		8260	< 1	< 0.5	< 0.7	< 1	< 1	< 1	4.3	< 0.3	40	< 0.3	1.2	45.5
1/1/1990		8260	< 1	< 0.5	< 0.7	< 1	< 5	< 1	24	< 0.3	260	< 0.3	7.1	291.1
4/1/1990		8260	< 1	< 0.5	< 0.7	< 1	< 5	< 1	9.1	< 0.3	88	< 0.3	< 1	97.1
7/1/1990		8260	< 1	< 0.5	< 0.7	< 1	< 5	< 1	11	< 0.3	140	< 0.3	4.6	155.6
10/1/1990		8260	< 1	< 0.5	< 0.7	< 1	< 1	< 1	9.7	24	120	< 0.3	4.7	158.4
1/1/1991		8260	< 1	< 0.5	< 0.7	< 1	< 5	< 1	23	2	350	< 0.3	7.1	382.1
5/1/1991		8260	< 12	< 5	< 7	< 13	< 25	< 10	16	< 3	140	< 3	< 18	156
7/1/1991		8260	< 12	< 5	< 7	< 13	< 25	< 10	< 10	< 3	160	< 3	< 18	160
10/1/1991		8260	< 6	< 2.5	< 3.5	< 6.5	< 13	< 5	93	2.5	290	< 1.5	< 9	385.5
1/1/1992		8260	< 12	< 5	< 7	< 13	< 25	< 10	< 10	< 3	110	< 3	< 18	110
4/1/1992		8260	< 12	< 5	< 7	< 13	< 25	< 10	19	< 3	200	< 3	< 18	219
7/1/1992		8260	< 12	< 5	< 7	< 13	< 25	< 10	< 10	< 20	130	< 3	< 18	130
10/1/1992		8260	< 1.2	< 0.5	< 0.7	< 1.3	< 2.5	< 1	8.2	< 0.3	130	< 0.3	< 1.8	138.2
1/1/1993		8260	< 1.2	< 0.5	< 0.7	< 1.3	< 2.5	< 1	12	< 0.3	160	< 0.3	< 1.8	172
3/31/1993		8260	< 1.2	< 0.5	< 0.7	< 1.3	< 2.5	< 1	13	< 0.5	120	< 0.3	2.1	135.1
6/30/1993		8260	< 1.2	< 0.5	< 0.7	< 1.3	< 2.5	< 1	19	0.6	130	< 0.3	3.1	152.7
10/7/1993		8260	< 1.2	< 0.5	< 0.7	< 1.3	< 2.5	< 1	13	< 0.5	120	< 0.3	2.5	135.5
1/27/1994		8260	< 1.2	< 0.5	< 0.7	< 1.3	< 2.5	< 1	13	< 0.5	160	< 0.3	1.9	174.9
4/6/1994		8260	< 1.2	< 0.5	< 0.7	< 1.3	< 2.5	< 1	16	< 0.5	60	< 0.3	< 1.8	76
7/6/1994		8260	< 1.2	< 0.5	< 0.7	< 1.3	< 2.5	< 1	11	< 0.5	77	< 0.3	< 1.8	88
10/7/1994		8260	< 1.2	< 0.5	< 0.7	< 1.3	< 2.5	2.4	14	< 0.5	110	< 0.3	3.1	129.5
1/25/1995		8260	< 1	< 1	< 1	< 1	< 1	< 1	5.8	< 1	61	< 1	< 2	66.8
4/5/1995		8260	< 1	< 1	< 1	< 1	< 1	< 1	1.3	< 1	12	< 1	< 2	13.3
6/27/1995		8260	< 1	< 1	< 1	< 1	< 1	< 1	5.5	< 1	40	< 1	< 2	45.5
10/10/1995		8260	< 1.2	< 0.5	< 1	< 0.7	< 2.5	< 1	9	< 0.64	64	< 0.79	< 1.8	73
1/10/1996		8260	< 1.2	< 0.5	< 1	< 0.7	< 2.5	< 1	6	< 0.64	59	< 0.79	< 1.8	65
4/4/1996		8260	< 1.2	< 0.5	< 1	< 0.7	< 2.5	< 1	9	< 0.64	76	< 0.79	< 1.8	85
7/16/1996		8260	< 1.2	< 0.5	< 1	< 0.7	< 2.5	< 1	7	< 0.64	57	< 0.79	< 1.8	64
10/3/1996		8260	< 1.2	< 0.5	< 1	< 0.7	< 2.5	< 1	5	< 0.64	50	< 0.79	< 1.8	55

< - Indicates parameter was analyzed for, but not detected at or above the reporting limit
To Address the NYSDEC concerns regarding the presentation and plotting of non-detected values, the data for 2001 to 2004 has been reevaluated and interpreted as follows:

1) Non-detected concentrations have been represented as '<' for reporting purposes.
2) Total VOCs have been recalculated and represented as the sum of the detected parameters shown on this table.
3) The method change to 8260 was approved by the NYSDEC and changed in January 2005.

B - The analyte is present in the associated method blank.
D - Result reported from a secondary dilution analysis.
E - Concentration exceeds the calibration range; Result is estimated.
J - Indicates an estimated value.
µg/L - micrograms per liter

Well ID: **B-6M**

Date	Lab Sample ID	Method	Carbon tetrachloride (µg/L)	Chloroform (µg/L)	1,1-Dichloroethane (µg/L)	1,1-Dichloroethene (µg/L)	Methylene chloride (µg/L)	trans-1,2-Dichloroethene (µg/L)	cis-1,2-Dichloroethene (µg/L)	1,1,1-Trichloroethane (µg/L)	Trichloroethene (µg/L)	Tetrachloroethene (µg/L)	Vinyl chloride (µg/L)	Total
1/30/1997		8260	< 1.2	< 0.5	< 1	< 0.7	< 2.5	< 1	5	< 0.64	62	< 0.79	< 1.8	67
4/17/1997		8260	< 1.2	< 0.5	< 1	< 0.7	< 2.5	< 1	4	< 0.64	49	< 0.79	< 1.8	53
7/9/1997		8260	< 1.2	< 0.5	< 1	< 0.7	< 2.5	< 1	3	< 0.64	36	< 0.79	< 1.8	39
10/24/1997		8260	< 1.2	< 0.5	< 1	< 0.7	< 2.5	< 1	4	< 0.64	58	< 0.79	< 1.8	62
1/19/1998		8260	< 1.2	< 0.5	< 1	< 0.7	< 2.5	< 1	3	< 0.64	49	< 0.79	< 1.8	52
4/22/1998		8260	< 1.2	< 0.5	< 1	< 0.7	< 2.5	< 1	3	< 0.64	34	< 0.79	< 1.8	37
7/23/1998		8260	< 1.2	< 0.5	< 1	< 0.7	< 2.5	< 1	3	< 0.64	31	< 0.79	< 1.8	34
10/8/1998		8260	< 1.2	< 0.5	< 1	< 0.7	< 2.5	< 1	3	< 0.64	22	< 0.79	< 1.8	25
1/21/1999		8260	< 1.2	< 0.5	< 1	< 0.7	< 2.5	< 1	3	< 0.64	15	< 0.79	< 1.8	18
4/19/1999		8260	< 1.2	< 0.5	< 1	< 0.7	< 2.5	< 1	3	< 0.64	28	< 0.79	< 1.8	31
7/28/1999		8260	< 1.2	1.3 J	< 1	< 0.7	< 2.5	< 1	4	< 0.64	33	< 0.79	< 1.8	38.3
10/14/1999		8260	< 1.2	< 1	< 1	< 1	< 2.5	< 1	0.72 J	< 1	7.5	< 1	< 1.8	8.22
1/11/2000	A0018407	8021	< 1.2	< 1	< 1	< 1	< 2.5	< 1	3.1	< 1	28	< 1	< 1.8	31.1
4/19/2000	A0259405	8021	< 1.2	< 1	< 1	< 1	< 2.5	< 1	3.2	< 1	21	< 1	< 1.8	24.2
7/11/2000	A0483111	8021	< 1.2	< 1	< 1	< 1	< 2.5	< 1	1.2	< 1	14	< 1	< 1.8	15.2
10/18/2000	A0751309	8021	< 1.2	< 1	< 1	< 1	< 2.5	< 1	1.5	< 1	19	< 1	< 1.8	20.5
1/16/2001	A1043907	8021	< 1.2	< 1	< 1	< 1	< 2.5	< 1	2.7	< 1	16	< 1	< 1.8	18.7
4/16/2001	A1345808	624	< 1.2	< 1.5	< 1.8	< 1.4	< 2.5	< 1.8	1.8	< 1.1	18	< 1.1	< 1.8	19.8
7/13/2001	A1663814	8021	< 1.2	< 1	< 1	< 1	< 2.5	< 1	1.1	< 1	12	< 1	< 1.8	13.1
10/10/2001	A1994701	8021	< 1.2	< 1	< 1	< 1	< 2.5	< 1	1.7	< 1	19	< 1	< 1.8	20.7
1/23/2002	A2076801	8021	< 1.2	< 1	< 1	< 1	< 2.5	0.66 J	27	< 1	51	< 1	< 1.8	78.66
4/12/2002	A2351803	8021	< 1.2	< 1	< 1	< 1	< 2.5	< 1	9.8	< 1	100	< 1	< 1.8	109.8
7/12/2002	A2713909	8021	< 1.2	< 1	< 1	< 1	< 2.5	< 1	11	< 1	69	< 1	< 1.8	80
10/8/2002	A2999301	8021	< 1.2	< 1	< 1	< 1	< 2.5	< 1	9.1	< 1	52	< 1	< 1.8	61.1
1/21/2003	A3069002	8021	< 1.2	< 1	< 1	< 1	< 2.5	< 1	6.3	< 1	47	< 1.3	< 1.8	53.3
4/9/2003	A3329501	8021	< 1.2	< 1	< 1	< 1	24	< 1	8.1	< 1	48	< 1.3	< 1.8	80.1
7/8/2003	A3649108	8021	< 1.2	< 1	< 1	< 1	< 2.5	< 1	9.4	< 1	60	< 1.3	< 1.8	69.4
10/13/2003	A3991405	8021	< 2.9	< 1	< 1	< 1.6	< 2.5	< 1	34	< 1	130	< 1	< 1.8	164
1/28/2004	A4077401	8021	< 2.9	< 1	< 1	< 1.6	2.9	< 1	37	< 1	260	< 1	< 1.8	299.9
4/20/2004	A4356802	8021	< 2.9	< 1	< 1	< 1.6	< 2.5	< 1	22	< 1	240	< 1	< 1.8	262
7/7/2004	A4636502	8021	< 2.9	< 1	< 1	< 1.6	< 2.5	< 1	16	< 1	130	< 1	< 1.8	146
10/21/2004	A4A48001	8021	< 2	< 2	< 2	< 2	< 2	< 2	18	< 2	100 E	< 2	< 2	118
1/17/2005	A5044302	8260	< 1.2	< 1.6	< 1.9	< 1	< 2.5	< 1.6	10	< 1.3	110	< 1.3	< 2.9	120
4/5/2005	A5317802	8260	< 1.2	< 1	< 1	< 1	0.93 J	< 1	6.7	< 1	95 D	0.55 J	< 1.8	103.18
7/12/2005	A5733202	8260/5M	< 1.2	< 1	< 1	< 1	< 2.5	< 1	6.2	< 1	58	< 1	< 1.8	64.2
10/5/2005	A5B10602	8260	< 1.2	< 1	< 1	< 1	< 2.5	0.64 J	22	< 1	97	< 1	1.1 J	120.74
1/24/2006	A6089111	8260	< 1.2	< 1	< 1	< 1	< 2.5	< 1	7.3	< 1	61	< 1	< 1.8	68.3
4/12/2006	6D13005-03	8260	< 1	< 1	< 1	< 1	< 2	< 1	10	< 1	99	< 1	< 2	109
7/18/2006	6G19003-14	8260	< 1	< 1	< 1	< 1	5 B	< 1	18	< 1	109	< 1	< 2	132
10/10/2006	6J11002-06	8260	< 1	< 1	< 1	< 1	< 2	2	73	< 1	414 D	< 1	4	493
1/9/2007	7A10006-03	8260	< 1	< 1	< 1	< 1	3 B	< 1	21	< 1	205 D	< 1	< 2	229
4/4/2007	7D05011-01	8260	< 1	< 1	< 1	< 1	< 2	< 1	13	< 1	150	< 1	< 2	163
7/11/2007	7G12003-07	8260	< 1	< 1	< 1	< 1	< 2	< 1	13	< 1	137	< 1	< 2	150
10/10/2007	7J11002-02	8260	< 1	< 1	< 1	< 1	< 2	1	45	< 1	258 D	< 1	3	307
1/8/2008	8A09005-06	8260	< 2	< 2	< 2	< 2	4	3	99	< 2	500 D	< 2	< 4	606
4/7/2008	8D08002-06	8260	< 5	< 5	< 5	< 5	18 B	< 5	33	< 5	346	< 5	< 10	397
7/22/2008	5422164	8260	< 1	< 0.8	< 1	< 0.8	< 2	1 J	26	< 0.8	230	< 0.8	< 1	257
10/17/2008	5502671	8260	< 1	< 0.8	< 1	< 0.8	< 2	< 0.8	10	< 0.8	95	< 0.8	< 1	105
1/15/2009	5578622	8260	< 1	< 0.8	< 1	< 0.8	< 2	0.92 J	26	< 0.8	210	< 0.8	< 1	236.92

< - Indicates parameter was analyzed for, but not detected at or above the reporting limit
To Address the NYSDEC concerns regarding the presentation and plotting of non-detected values, the data for 2001 to 2004 has been reevaluated and interpreted as follows:

1) Non-detected concentrations have been represented as '<' for reporting purposes.
2) Total VOCs have been recalculated and represented as the sum of the detected parameters shown on this table.
3) The method change to 8260 was approved by the NYSDEC and changed in January 2005.

B - The analyte is present in the associated method blank.
D - Result reported from a secondary dilution analysis.
E - Concentration exceeds the calibration range; Result is estimated.
J - Indicates an estimated value.
µg/L - micrograms per liter

Well ID: **B-6M**

Date	Lab Sample ID	Method	Carbon tetrachloride (µg/L)	Chloroform (µg/L)	1,1-Dichloroethane (µg/L)	1,1-Dichloroethene (µg/L)	Methylene chloride (µg/L)	trans-1,2-Dichloroethene (µg/L)	cis-1,2-Dichloroethene (µg/L)	1,1,1-Trichloroethane (µg/L)	Trichloroethene (µg/L)	Tetrachloroethene (µg/L)	Vinyl chloride (µg/L)	Total
4/16/2009	5649163	8260	< 1	< 0.8	< 1	< 0.8	< 2	0.9 J	27	< 0.8	270	< 0.8	< 1	297.9
7/9/2009	5720687	8260	< 1	< 0.8	< 1	< 0.8	< 2	0.86 J	23	< 0.8	230	< 0.8	< 1	253.86
10/6/2009	5799016	8260	< 1	< 0.8	< 1	< 0.8	< 2	0.89 J	21	< 0.8	190	< 0.8	< 1	211.89
1/20/2010	5888924	8260	< 1	< 0.8	< 1	< 0.8	< 2	0.93 J	36	< 0.8	250	< 0.8	< 1	286.93
4/6/2010	5946900	8260	< 1	< 0.8	< 1	< 0.8	< 2	< 0.8	23	< 0.8	280	< 0.8	< 1	303
7/20/2010	6038216	8260	< 1	< 0.8	< 1	< 0.8	< 2	< 0.8	16	< 0.8	170	< 0.8	< 1	186
10/18/2010	6115536	8260	< 1	< 0.8	< 1	< 0.8	< 2	< 0.8	12	< 0.8	130	< 0.8	< 1	142
1/24/2011	6190820	8260	< 1	< 0.8	< 1	< 0.8	< 2	< 0.8	20	< 0.8	160	< 0.8	< 1	180
4/12/2011	6256726	8260	< 1	< 0.8	< 1	< 0.8	< 2	< 0.8	16	< 0.8	190	< 0.8	< 1	206
7/21/2011	6353674	8260	< 1	< 0.8	< 1	< 0.8	< 2	< 0.8	16	< 0.8	190	< 0.8	< 1	206
10/10/2011	6433664	8260	< 1	< 0.8	< 1	< 0.8	< 2	< 0.8	10	< 0.8	110	< 0.8	< 1	120
1/17/2012	6524419	8260	< 1	< 0.8	< 1	< 0.8	< 2	0.82 J	22	< 0.8	280	< 0.8	< 1	302.82
4/3/2012	6605294	8260	< 1	< 0.8	< 1	< 0.8	< 2	< 0.8	19	< 0.8	250	< 0.8	< 1	269
7/17/2012	6723840	8260	< 1	< 0.8	< 1	< 0.8	< 2	< 0.8	16	< 0.8	200	< 0.8	< 1	216
10/3/2012	6812009	8260	< 1	< 0.8	< 1	< 0.8	< 2	0.86 J	19	< 0.8	240	< 0.8	< 1	259.86
1/23/2013	6932568	8260	< 1	< 0.8	< 1	< 0.8	< 2	1.2 J	40	< 0.8	350	< 0.8	< 1	391.2
4/8/2013	7015025	8260	< 1	< 0.8	< 1	< 0.8	< 2	0.8 J	23	< 0.8	220	< 0.8	< 1	243.8
7/15/2013	7128199	8260	< 1	< 0.8	< 1	< 0.8	< 2	< 0.8	12	< 0.8	160	< 0.8	< 1	172
11/13/2013	7276546	8260	< 1	< 0.8	< 1	< 0.8	< 2	< 0.8	17	< 0.8	260	< 0.8	< 1	277
1/17/2014	7341388	8260	< 1	< 0.8	< 1	< 0.8	< 2	< 0.8	13	< 0.8	190	< 0.8	< 1	203
4/14/2014	7430454	8260	< 0.5	< 0.5	< 0.5	< 0.5	< 2	< 0.5	7.3	< 0.5	100	< 0.5	< 0.5	107.3
7/10/2014	7529507	8260	< 0.5	< 0.5	< 0.5	< 0.5	< 2	< 0.5	6	< 0.5	88	< 0.5	< 0.5	94
10/2/2014	7623670	8260	< 0.5	1.7	< 0.5	< 0.5	< 2	0.59 J	12	< 0.5	140	< 0.5	< 0.5	154.29
1/8/2015	7734018	8260	< 0.5	4.4	< 0.5	< 0.5	< 2	0.87 J	31	< 0.5	350	< 0.5	< 0.5	386.27
4/14/2015	7847245	8260	< 0.5	< 0.5	< 0.5	< 0.5	< 2	< 0.5	10	< 0.5	51	< 0.5	< 0.5	61
7/6/2015	7956060	SW8260C	< 0.5	1.3	< 0.5	< 0.5	< 2	0.68 J	26	< 0.5	260	< 0.5	< 0.5	287.98
10/7/2015	8080776	SW8260C	< 0.5	0.96 J	< 0.5	< 0.5	< 2	0.97 J	42	< 0.5	310	< 0.5	0.59 J	354.52
1/7/2016	8199648	SW8260C	< 0.5	< 0.5	< 0.5	< 0.5	< 2	< 0.5	2.9	< 0.5	55	< 0.5	< 0.5	57.9
12/7/2016	240-73270-5	8260C	< 10	< 10	< 10	< 10	< 10	< 10	22	< 10	240	< 10	< 10	262
5/4/2017	240-79160-10	8260C	< 6.3	< 6.3	< 6.3	< 6.3	< 6.3	< 6.3	13	< 6.3	180	< 6.3	< 6.3	193
11/3/2017	240-87694-4	8260C	< 5.0	< 5.0	< 5.0	< 5.0	< 5.0	< 5.0	16	< 5.0	210	< 5.0	< 5.0	226
4/13/2018	240-94116-15	8260C	< 13	< 13	< 13	< 13	< 13	< 13	15	< 13	270	< 13	< 13	285
9/28/2018	240-102125-18	8260C	< 4.0	< 4.0	< 4.0	< 4.0	< 20	< 4.0	14	< 4.0	170	< 4.0	< 4.0	184
4/4/2019	240-110627-14	8260C	< 2.5	< 2.5	< 2.5	< 2.5	< 13	< 2.5	7.9	< 2.5	72	< 2.5	< 2.5	79.9
11/21/2019	240-122893-3	624.1_L	< 4.0	< 4.0	< 4.0	< 4.0	< 20	0.92 J	29	< 4.0	200	< 4.0	< 4.0	229.92
3/25/2020	240-128236-1	8260C	< 5.0	< 5.0	< 5.0	< 5.0	< 25	< 5.0	12	< 5.0	120	< 5.0	< 5.0	132
10/29/2020	240-139252-5	8260C	< 1.0	< 1.0	< 1.0	< 1.0	< 5.0	< 1.0	< 1.0	< 1.0	1.1	< 1.0	< 1.0	1.1
4/23/2021	240-148185-5	8260C	< 1.0	< 1.0	< 1.0	< 1.0	4.4 J	< 1.0	1.6	< 1.0	9.1	< 1.0	< 1.0	15.1
10/27/2021	240-159076-11	8260C	< 1.0	< 1.0	< 1.0	< 1.0	< 5.0	0.79 J	39	< 1.0	260 D	< 1.0	< 1.0	299.79
4/13/2022	240-165066-8	8260C	< 4.0	< 4.0	< 4.0	< 4.0	< 20	< 4.0	12	< 4.0	130	< 4.0	< 4.0	142
10/19/2022	240-175103-8	8260D	< 1.0	< 1.0	< 1.0	< 1.0	< 5.0	< 1.0	6.2	< 1.0	43	< 1.0	< 1.0	49.2
3/24/2023	240-182590-8	8260D	< 1.0	< 1.0	< 1.0	< 1.0	< 5.0	0.84 J	28	< 1.0	270	< 1.0	< 1.0	298.84
10/20/2023	240-194049-18	8260D	< 1.0	< 1.0	< 1.0	< 1.0	< 5.0	< 1.0	2.5	< 1.0	24	< 1.0	< 1.0	26.5
4/18/2024	240-203148-30	8260D	< 1.0	< 1.0	< 1.0	< 1.0	< 5.0	0.78 J	20	< 1.0	170	< 1.0	< 1.0	190.78

< - Indicates parameter was analyzed for, but not detected at or above the reporting limit
To Address the NYSDEC concerns regarding the presentation and plotting of non-detected values, the data for 2001 to 2004 has been reevaluated and interpreted as follows:

1) Non-detected concentrations have been represented as '<' for reporting purposes.
2) Total VOCs have been recalculated and represented as the sum of the detected parameters shown on this table.
3) The method change to 8260 was approved by the NYSDEC and changed in January 2005.

B - The analyte is present in the associated method blank.
D - Result reported from a secondary dilution analysis.
E - Concentration exceeds the calibration range; Result is estimated.
J - Indicates an estimated value.
µg/L - micrograms per liter

MONITORING WELL GROUNDWATER ANALYTICAL RESULT SUMMARY
FORMER CARBORUNDUM COMPANY
SANBORN, NEW YORK

Well ID: **B-7M**

Date	Lab Sample ID	Method	Carbon tetrachloride (µg/L)	Chloroform (µg/L)	1,1-Dichloroethane (µg/L)	1,1-Dichloroethene (µg/L)	Methylene chloride (µg/L)	trans-1,2-Dichloroethene (µg/L)	cis-1,2-Dichloroethene (µg/L)	1,1,1-Trichloroethane (µg/L)	Trichloroethene (µg/L)	Tetrachloroethene (µg/L)	Vinyl chloride (µg/L)	Total
8/1/1984		8260	< 5	3	< 5	< 5	1	< 5	< 5	< 5	7	< 5	< 5	11
3/1/1985		8260	< 2	< 2	< 2	< 2	< 2	< 2	< 2	< 2	< 2	< 5	< 2	0
5/1/1985		8260	< 1	< 1	< 1	< 1	< 1	< 1	< 1	< 1	< 1	< 5	< 1	0
12/1/1985		8260	< 2.8	< 1.6	< 4.7	< 2.8	5.4	< 1.6	< 1.6	< 3.8	6.8	< 5	< 10	12.2
4/1/1986		8260	< 0.4	< 0.2	< 0.4	< 0.4	< 0.2	< 5	0.5	< 0.2	2.6	< 5	< 0.4	3.1
7/1/1986		8260	< 0.4	< 0.2	< 0.2	< 0.4	< 0.2	< 5	1.3	< 0.2	1.1	< 5	< 0.4	2.4
10/1/1986		8260	< 0.4	< 0.4	< 0.4	< 0.4	< 0.4	< 5	0.9	< 0.4	0.4	< 5	< 0.4	1.3
1/1/1987		8260	< 0.2	< 0.4	< 0.2	< 0.2	< 0.2	< 5	1.9	< 0.2	9.6	< 5	< 0.2	11.5
4/1/1987		8260	< 0.2	< 0.2	< 0.2	< 0.2	< 0.2	< 5	1.3	< 0.2	3.9	< 5	< 0.2	5.2
7/1/1987		8260	< 0.2	< 0.2	< 0.4	< 0.4	< 0.2	< 5	1	< 0.2	1.5	< 5	< 0.6	2.5
10/1/1987		8260	< 0.2	< 0.2	< 0.2	< 0.2	< 0.2	< 5	1.6	< 0.2	< 0.2	< 5	< 0.4	1.6
2/1/1988		8260	< 0.2	< 0.2	< 0.2	< 0.2	< 0.2	< 5	1.4	< 0.2	20	< 5	< 0.2	21.4
8/1/1988		8260	< 0.2	< 0.2	< 0.2	< 0.2	< 0.2	< 5	2	< 0.2	29	< 5	< 0.4	31
11/1/1988		8260	11	< 0.2	< 0.2	< 0.2	< 0.2	< 5	2.8	< 0.2	< 0.2	< 5	< 0.2	13.8
1/1/1989		8260	< 0.1	< 5	< 0.07	< 0.1	< 0.1	< 0.1	1	< 0.03	9	< 0.03	< 0.2	10
4/1/1989		8260	< 0.1	< 0.05	< 0.07	< 0.03	< 0.1	< 0.1	31	< 0.03	7.3	< 0.03	< 0.2	38.3
7/1/1989		8260	< 1.2	0.7	< 0.7	< 1.3	< 2.5	< 1	1.4	< 0.3	22	< 0.3	< 1.8	24.1
10/1/1989		8260	5.7	< 0.5	< 0.7	< 1	< 1	< 1	2.2	< 0.3	35	< 0.3	< 1	42.9
1/1/1990		8260	< 1	1	< 0.7	< 1	< 5	< 1	6.4	< 0.3	200	< 0.3	< 1	207.4
4/1/1990		8260	< 1	< 0.5	< 0.7	< 1	< 5	< 1	9.5	< 0.3	28	< 0.3	< 1	37.5
7/1/1990		8260	< 1	< 0.5	< 0.7	< 1	< 5	< 1	1.3	< 0.3	41	< 0.3	< 1	42.3
10/1/1990		8260	< 1	< 0.5	< 0.7	3	< 1	< 1	3.2	< 0.3	81	< 0.3	< 1	87.2
1/1/1991		8260	< 1	< 0.5	< 0.7	< 1	< 5	< 1	5.5	14	130	0.3	< 1	149.8
5/1/1991		8260	< 1.2	< 0.5	< 0.7	< 1.3	< 2.5	< 1	1.1	< 0.3	46	< 0.3	< 1.8	47.1
7/1/1991		8260	< 1.2	< 0.5	< 0.7	< 1.3	< 2.5	< 1	< 1	< 0.3	58	< 0.3	< 1.8	58
10/1/1991		8260	< 12	< 5	< 7	< 13	< 25	< 10	< 10	< 3	330	< 3	< 18	330
1/1/1992		8260	< 12	< 5	< 7	< 13	< 25	< 10	< 10	< 3	380	< 3	< 18	380
4/1/1992		8260	< 12	< 5	< 7	< 13	< 25	< 10	< 10	< 3	87	< 3	< 18	87
7/1/1992		8260	< 12	< 5	< 7	< 13	< 25	< 10	< 10	< 10	< 84	< 3	< 18	0
10/1/1992		8260	< 1.2	< 0.5	< 0.7	< 1.3	< 2.5	< 1	< 2.1	< 0.3	58	< 0.3	< 1.8	58
1/1/1993		8260	< 1.2	< 0.5	< 0.7	< 1.3	< 2.5	< 1	2.1	< 0.3	29	< 0.3	< 1.8	31.1
3/31/1993		8260	< 1.2	< 0.5	< 0.7	< 1.3	< 2.5	< 1	1.4	< 0.5	32	< 0.3	< 1.8	33.4
6/29/1993		8260	< 1.2	< 0.5	< 0.7	< 1.3	< 2.5	< 1	< 1	1.6	9.4	< 0.3	< 1.8	11
10/5/1993		8260	< 1.2	< 0.5	< 0.7	< 1.3	< 2.5	< 1	1.4	< 0.5	19	< 0.3	< 1.8	20.4
1/27/1994		8260	< 1.2	< 0.5	< 0.7	< 1.3	< 2.5	< 1	< 1	< 0.5	5.8	< 0.3	< 1.8	5.8
4/6/1994		8260	< 1.2	< 0.5	< 0.7	< 1.3	< 2.5	< 1	0.93	< 0.5	23	< 0.3	< 1.8	23.93
7/7/1994		8260	< 1.2	< 0.5	< 0.7	< 1.3	< 2.5	< 1	1	< 0.5	41	< 0.3	< 1.8	42
10/6/1994		8260	< 1.2	< 0.5	< 0.7	< 1.3	< 2.5	< 1	2.2	< 0.5	14	< 0.3	< 1.8	16.2
1/25/1995		8260	< 1	< 1	< 1	< 1	< 1	< 1	2.3	< 1	14	< 1	< 2	16.3
4/5/1995		8260	< 1	< 1	< 1	< 1	< 1	< 1	< 1	< 1	7.5	< 1	< 2	7.5
6/27/1995		8260	< 1	< 1	< 1	< 1	< 1	< 1	< 1	< 1	6.8	< 1	< 2	6.8
10/9/1995		8260	< 1.2	< 0.5	< 1	< 0.7	< 2.5	< 1	3	< 0.64	13	< 0.79	< 1.8	16
1/9/1996		8260	< 1.2	< 0.5	< 1	< 0.7	< 2.5	< 1	2	< 0.64	12	< 0.79	< 1.8	14
4/3/1996		8260	< 1.2	< 0.5	< 1	< 0.7	< 2.5	< 1	2	< 0.64	14	< 0.79	< 1.8	16
7/16/1996		8260	< 1.2	< 0.5	< 1	< 0.7	< 2.5	< 1	2	< 0.64	15	< 0.79	< 1.8	17
10/3/1996		8260	< 1.2	< 0.5	< 1	< 0.7	< 2.5	< 1	< 1	< 0.64	5.6	< 0.79	< 1.8	5.6

< - Indicates parameter was analyzed for, but not detected at or above the reporting limit
To Address the NYSDEC concerns regarding the presentation and plotting of non-detected values, the data for 2001 to 2004 has been reevaluated and interpreted as follows:

1) Non-detected concentrations have been represented as '<' for reporting purposes.
2) Total VOCs have been recalculated and represented as the sum of the detected parameters shown on this table.
3) The method change to 8260 was approved by the NYSDEC and changed in January 2005.

B - The analyte is present in the associated method blank.
D - Result reported from a secondary dilution analysis.
E - Concentration exceeds the calibration range; Result is estimated.
J - Indicates an estimated value.
µg/L - micrograms per liter

Well ID: **B-7M**

Date	Lab Sample ID	Method	Carbon tetrachloride (µg/L)	Chloroform (µg/L)	1,1-Dichloroethane (µg/L)	1,1-Dichloroethene (µg/L)	Methylene chloride (µg/L)	trans-1,2-Dichloroethene (µg/L)	cis-1,2-Dichloroethene (µg/L)	1,1,1-Trichloroethane (µg/L)	Trichloroethene (µg/L)	Tetrachloroethene (µg/L)	Vinyl chloride (µg/L)	Total
1/30/1997		8260	< 1.2	< 0.5	< 1	< 0.7	< 2.5	< 1	2	< 0.64	11	< 0.79	< 1.8	13
4/17/1997		8260	< 1.2	< 0.5	< 1	< 0.7	< 2.5	< 1	< 1	< 0.64	7.5	< 0.79	< 1.8	7.5
7/8/1997		8260	< 1.2	< 0.5	< 1	< 0.7	< 2.5	< 1	2	< 0.64	6	< 0.79	< 1.8	8
10/24/1997		8260	< 1.2	< 0.5	< 1	< 0.7	< 2.5	< 1	< 1	< 0.64	6.4	< 0.79	< 1.8	6.4
1/19/1998		8260	< 1.2	< 0.5	< 1	< 0.7	< 2.5	< 1	< 1	< 0.64	9.3	< 0.79	< 1.8	9.3
4/22/1998		8260	< 1.2	< 0.5	< 1	< 0.7	< 2.5	< 1	< 1	< 0.64	5.9	< 0.79	< 1.8	5.9
7/23/1998		8260	< 1.2	< 0.5	< 1	< 0.7	< 2.5	< 1	< 1	< 0.64	6.6	< 0.79	< 1.8	6.6
10/8/1998		8260	< 1.2	< 0.5	< 1	< 0.7	< 2.5	< 1	< 1	< 0.64	5.8	< 0.79	< 1.8	5.8
1/21/1999		8260	< 1.2	< 0.5	< 1	< 0.7	< 2.5	< 1	1	< 0.64	5.6	< 0.79	< 1.8	6.6
4/15/1999		8260	< 1.2	< 0.5	< 1	< 0.7	< 2.5	< 1	2	< 0.64	7.1	< 0.79	< 1.8	9.1
7/19/1999		8260	< 1.2	< 0.5	< 1	< 0.7	< 2.5	< 1	2	< 0.64	5.4	< 0.79	< 1.8	7.4
10/11/1999		8260	< 1.2	< 1	< 1	< 1	< 2.5	< 1	< 1	< 1	3	< 1	< 1.8	3
1/10/2000	A0018401	8021	< 1.2	< 1	< 1	< 1	< 2.5	< 1	1.6	< 1	3.5	< 1	< 1.8	5.1
4/20/2000	A0263904	8021	< 1.2	< 1	< 1	< 1	< 2.5	< 1	2	< 1	5.5	< 1	< 1.8	7.5
7/18/2000	A0500416	8021	< 1.2	< 1	< 1	< 1	< 2.5	< 1	0.36 J	< 1	2	< 1	< 1.8	2.36
10/18/2000	A0751310	8021	< 1.2	< 1	< 1	< 1	< 2.5	< 1	0.49 J	< 1	3	< 1	< 1.8	3.49
1/11/2001	A1035103	8021	< 1.2	< 1	< 1	< 1	< 2.5	< 1	1.8	< 1	2.2	< 1	< 1.8	4
4/20/2001	A1366402	624	< 1.2	< 1.5	< 1.8	< 1.4	< 2.5	< 1.8	2.9	< 1.1	3.2	< 1.1	< 1.8	6.1
7/12/2001	A1663801	8021	< 1.2	< 1	< 1	< 1	< 2.5	< 1	0.5 J	< 1	1.8	< 1	< 1.8	2.3
10/10/2001	A1994702	8021	< 1.2	< 1	< 1	< 1	< 2.5	< 1	0.59 J	< 1	1.9	< 1	< 1.8	2.49
1/21/2002	A2066003	8021	< 1.2	< 1	< 1	< 1	< 2.5	< 1	1.1	< 1	4.6	< 1	< 1.8	5.7
4/11/2002	A2348301	8021	< 1.2	< 1	< 1	< 1	< 2.5	< 1	1.5	< 1	11	< 1	< 1.8	12.5
7/11/2002	A2708314	8021	< 1.2	< 1	< 1	< 1	< 2.5	< 1	2.3	< 1	7.7	< 1	< 1.8	10
10/8/2002	A2999307	8021	< 1.2	< 1	< 1	< 1	< 2.5	< 1	1.8	< 1	7.2	< 1	< 1.8	9
1/16/2003	A3055803	8021	< 1.2	3.1	< 1	< 1	< 2.5	< 1	0.92 J	< 1	4	< 1	< 1.8	8.02
4/8/2003	A3329504	8021	< 1.2	< 1	< 1	< 1	< 2.5	< 1	2.3	< 1	8.6	< 1	< 1.8	10.9
7/8/2003	A3649101	8021	< 1.2	< 1	< 1	< 1	< 2.5	< 1	0.85 J	< 1	5.4	< 1	< 1.8	6.25
10/10/2003	A3983901	8021	< 1.4	< 1	< 1	< 1	< 2.5	< 1	28	< 1	63	< 1	< 1.8	91
1/9/2004	A4026201	8021	< 1.2	< 1	< 1	< 1	< 2.5	< 1	6.7	< 1	25	< 1	< 1.8	31.7
4/14/2004	A4331802	8021	< 1.2	< 1	< 1	< 1	< 2.5	< 1	4.4	< 1	21	< 1	< 1.8	25.4
6/30/2004	A4619301	8021	< 1.2	< 1	< 1	< 1	< 2.5	< 1	3.7	< 1	18	< 1	< 1.8	21.7
10/26/2004	A4A60202	8021	< 1	< 1	< 1	< 1	< 1	< 1	3.9	< 1	12	< 1	< 1	15.9
1/18/2005	A5051004	8260	< 1.2	< 1	< 1	< 1	< 2.5	< 1	1.3	< 1	8.6	< 1	< 1.8	9.9
4/4/2005	A5307701	8260	< 1.2	< 1	< 1	< 1	< 2.5	< 1	1.6	< 1	12 B	< 1	< 1.8	13.6
7/12/2005	A5725601	8260/5M	< 1.2	< 1	< 1	< 1	< 2.5	< 1	1.8	< 1	8.2	< 1	< 1.8	10
7/17/2006	6G18004-02	8260	< 1	< 1	< 1	< 1	< 2	< 1	2	< 1	8	< 1	< 2	10
7/10/2007	7G11015-01	8260	< 1	< 1	< 1	< 1	< 2	< 1	1	< 1	7	< 1	< 2	8
7/23/2008	5423259	8260	< 1	< 0.8	< 1	< 0.8	< 2	< 0.8	2.2 J	< 0.8	7.7	< 0.8	< 1	9.9
7/8/2009	5719613	8260	< 1	< 0.8	< 1	< 0.8	< 2	< 0.8	1.5 J	< 0.8	4.9 J	< 0.8	< 1	6.4
7/12/2010	6030554	8260	< 1	< 0.8	< 1	< 0.8	< 2	< 0.8	1.4 J	< 0.8	4.9 J	< 0.8	< 1	6.3
7/18/2011	6348760	8260	< 1	< 0.8	< 1	< 0.8	< 2	< 0.8	1.5 J	< 0.8	4.6 J	< 0.8	< 1	6.1
7/16/2012	6722037	8260	< 1	< 0.8	< 1	< 0.8	< 2	< 0.8	1.1 J	< 0.8	3.8 J	< 0.8	< 1	4.9
7/9/2013	7122567	8260	< 1	< 0.8	< 1	< 0.8	< 2	< 0.8	0.94 J	< 0.8	5.2	< 0.8	< 1	6.14
7/9/2014	7527870	8260	< 0.5	< 0.5	< 0.5	< 0.5	< 2	< 0.5	< 0.5	< 0.5	2.7	< 0.5	< 0.5	2.7
7/13/2015	7965564	SW8260C	< 0.5	0.95 J	< 0.5	< 0.5	< 2	< 0.5	1.1	< 0.5	4.7	< 0.5	< 0.5	6.75
12/12/2016	240-73361-1	8260C	< 1.0	< 1.0	< 1.0	< 1.0	< 1.0	< 1.0	1.4	< 1.0	5.2	< 1.0	< 1.0	6.6
5/2/2017	240-79083-4	8260C	< 1.0	< 1.0	< 1.0	< 1.0	< 1.0	< 1.0	0.76 J	< 1.0	4.5	< 1.0	< 1.0	5.26
4/13/2018	240-94116-2	8260C	< 1.0	< 1.0	< 1.0	< 1.0	< 1.0	< 1.0	0.96 J	< 1.0	4.2	< 1.0	< 1.0	5.16
4/4/2019	240-110627-7	8260C	< 1.0	< 1.0	< 1.0	< 1.0	< 5.0	< 1.0	0.75 J	< 1.0	3.4	< 1.0	< 1.0	4.15

< - Indicates parameter was analyzed for, but not detected at or above the reporting limit
To Address the NYSDEC concerns regarding the presentation and plotting of non-detected values, the data for 2001 to 2004 has been reevaluated and interpreted as follows:

1) Non-detected concentrations have been represented as '<' for reporting purposes.
2) Total VOCs have been recalculated and represented as the sum of the detected parameters shown on this table.
3) The method change to 8260 was approved by the NYSDEC and changed in January 2005.

B - The analyte is present in the associated method blank.
D - Result reported from a secondary dilution analysis.
E - Concentration exceeds the calibration range; Result is estimated.
J - Indicates an estimated value.
µg/L - micrograms per liter

Well ID: **B-7M**

Date	Lab Sample ID	Method	Carbon tetrachloride (µg/L)	Chloroform (µg/L)	1,1-Dichloroethane (µg/L)	1,1-Dichloroethene (µg/L)	Methylene chloride (µg/L)	trans-1,2-Dichloroethene (µg/L)	cis-1,2-Dichloroethene (µg/L)	1,1,1-Trichloroethane (µg/L)	Trichloroethene (µg/L)	Tetrachloroethene (µg/L)	Vinyl chloride (µg/L)	Total
3/25/2020	240-128236-2	8260C	< 1.0	< 1.0	< 1.0	< 1.0	< 5.0	< 1.0	0.96 J	< 1.0	3.2	< 1.0	< 1.0	4.16
4/20/2021	240-147939-10	8260C	< 1.0	< 1.0	< 1.0	< 1.0	< 5.0	< 1.0	1.3	< 1.0	3.5	< 1.0	< 1.0	4.8
4/13/2022	240-165065-4	8260C	< 1.0	< 1.0	< 1.0	< 1.0	< 5.0	< 1.0	1	< 1.0	3.5	< 1.0	< 1.0	4.5
3/23/2023	240-182590-16	8260D	< 1.0	< 1.0	< 1.0	< 1.0	< 5.0	< 1.0	1.1	< 1.0	3.3	< 1.0	< 1.0	4.4
4/18/2024	240-203148-32	8260D	< 1.0	< 1.0	< 1.0	< 1.0	< 5.0	< 1.0	1.2	< 1.0	3.3	< 1.0	< 1.0	4.5

< - Indicates parameter was analyzed for, but not detected at or above the reporting limit
To Address the NYSDEC concerns regarding the presentation and plotting of non-detected values, the data for 2001 to 2004 has been reevaluated and interpreted as follows:

1) Non-detected concentrations have been represented as '<' for reporting purposes.
2) Total VOCs have been recalculated and represented as the sum of the detected parameters shown on this table.
3) The method change to 8260 was approved by the NYSDEC and changed in January 2005.

B - The analyte is present in the associated method blank.
D - Result reported from a secondary dilution analysis.
E - Concentration exceeds the calibration range; Result is estimated.
J - Indicates an estimated value.
µg/L - micrograms per liter

MONITORING WELL GROUNDWATER ANALYTICAL RESULT SUMMARY
FORMER CARBORUNDUM COMPANY
SANBORN, NEW YORK

Well ID: **B-8M**

Date	Lab Sample ID	Method	Carbon tetrachloride (µg/L)	Chloroform (µg/L)	1,1-Dichloroethane (µg/L)	1,1-Dichloroethene (µg/L)	Methylene chloride (µg/L)	trans-1,2-Dichloroethene (µg/L)	cis-1,2-Dichloroethene (µg/L)	1,1,1-Trichloroethane (µg/L)	Trichloroethene (µg/L)	Tetrachloroethene (µg/L)	Vinyl chloride (µg/L)	Total
8/1/1984		8260	2	10	7	6	2	< 5	390	< 5	40000	< 5	57	40474
3/1/1985		8260	< 2000	< 1000	< 1000	< 4000	1700	< 5	14000	< 2000	84000	< 5	< 2000	99700
5/1/1985		8260	< 400	< 200	< 400	< 1000	< 200	< 5	1400	< 600	39000	< 5	< 400	40400
12/1/1985		8260	< 1400	< 800	< 2400	< 1400	< 1400	< 800	< 800	< 1900	98000	< 5	< 5000	98000
4/1/1986		8260	< 200	< 100	< 200	< 200	< 200	< 5	730	< 100	72000	< 5	< 200	72730
7/1/1986		8260	< 200	< 100	< 200	< 200	< 100	< 5	1900	< 200	16000	< 5	< 200	17900
10/1/1986		8260	< 100	180	< 100	< 100	< 200	< 100	< 100	< 100	62000	< 5	< 200	62180
4/1/1987		8260	< 1	38	8.5	7.6	< 1	< 5	680	11	22000	< 5	230	22975.1
7/1/1987		8260	< 20	< 20	< 40	< 40	< 20	< 5	530	< 20	16000	< 5	< 60	16530
10/1/1987		8260	< 1	< 5	2.7	< 1	< 1	< 5	270	1.8	11000	< 5	8.1	11282.6
2/1/1988		8260	< 200	< 200	< 200	< 200	< 200	< 5	4200	< 200	170000	< 5	< 400	174200
8/1/1988		8260	< 100	< 100	< 100	< 100	< 100	< 5	1300	< 100	51000	< 5	< 200	52300
11/1/1988		8260	6	19	6	8	< 1	< 5	37	8	49000	< 5	67	49151
1/1/1989		8260	< 0.1	< 5	< 0.07	< 0.1	< 0.1	< 0.1	90	< 0.03	7500	< 0.03	22	7612
4/1/1989		8260	460	110	< 7	< 3	< 10	< 10	480	< 3	81000	< 0.03	< 18	82050
7/1/1989		8260	< 1000	< 500	< 700	< 1000	< 1000	< 1000	650	< 300	46000	< 300	< 1000	46650
10/1/1989		8260	< 1000	< 500	< 700	< 1000	< 1000	< 1000	< 1000	< 300	18000	< 300	< 1000	18000
1/1/1990		8260	< 1000	520	< 700	< 1000	< 5000	< 1000	1600	< 300	100000	< 300	< 1000	102120
4/1/1990		8260	< 1000	< 500	< 700	< 1000	< 5000	< 1000	< 1000	< 300	47000	300	< 1000	47300
7/1/1990		8260	< 1000	< 500	< 700	< 1000	< 5000	< 1000	< 1000	< 300	69000	300	< 1000	69300
10/1/1990		8260	< 200	< 100	< 140	< 200	< 200	< 200	210	< 60	26000	< 60	< 200	26210
2/1/1991		8260	< 250	< 130	< 180	< 250	< 1300	< 250	810	< 75	120000	< 75	< 250	120810
5/1/1991		8260	< 120	< 50	< 70	< 130	< 250	< 100	1800	< 30	110000	< 30	< 180	111800
7/1/1991		8260	< 120	< 50	< 70	< 130	< 250	< 100	880	60	64000	< 300	< 180	64940
10/1/1991		8260	< 1200	< 500	< 700	< 1300	< 2500	< 1000	< 1000	< 300	24000	< 300	< 1800	24000
1/1/1992		8260	< 1200	< 500	< 700	< 1300	< 2500	< 100	< 1000	< 300	25000	< 300	< 1800	25000
4/1/1992		8260	< 2400	< 1000	< 1400	< 2600	< 5000	< 2000	< 2000	< 600	110000	< 600	< 3600	110000
7/1/1992		8260	< 6000	< 3000	< 3500	< 6500	< 13000	< 5000	< 5000	< 1500	67000	< 1500	< 9000	67000
10/1/1992		8260	< 120	< 50	< 70	< 130	< 250	< 100	1900	< 30	130000	< 30	< 180	131900
1/1/1993		8260	< 120	< 50	< 70	< 130	< 250	< 100	2900	< 30	130000	< 30	< 180	132900
3/30/1993		8260	< 1200	< 500	< 700	< 1300	< 2500	< 1000	< 1000	< 500	53000	< 300	< 1800	53000
6/4/1993		8260	< 120	< 50	< 70	< 130	430	< 100	1100	81	120000	< 30	< 180	121611
6/29/1993		8260	< 1200	< 500	< 700	< 1300	< 2500	< 1000	1200	2100	74000	< 300	< 1800	77300
8/5/1993		8260	< 120	< 50	< 70	< 130	< 250	< 100	1600	< 50	44000	< 30	< 180	45600
9/1/1993		8260	< 1200	< 500	< 700	< 1300	< 2500	< 1000	2800	< 500	59000	< 300	< 1800	61800
10/4/1993		8260	< 1200	< 500	< 700	< 1300	< 2500	< 1000	2000	< 500	110000	< 300	< 1800	112000
1/28/1994		8260	< 12	9.8	< 7	46	< 25	33	1800	5.9	21000	8.8	80	22983.5
4/6/1994		8260	< 12	< 5	< 7	20	< 25	32	1500	< 5	160000	< 3	< 18	161552
7/7/1994		8260	< 1.2	< 0.5	< 0.7	13	< 2.5	15	1600	0.72	52000 E	2.2	12	53642.92
1/25/1995		8260	< 200	< 200	< 200	200	< 200	< 200	390	< 200	27000	< 200	< 400	27590
4/5/1995		8260	< 200	< 200	< 200	200	< 200	< 200	430	< 200	24000	< 200	< 400	24630
4/4/1996		8260	< 1200	< 500	< 1000	< 700	< 2500	< 1000	< 1000	< 640	27000	< 790	< 1800	27000
7/15/1996		8260	< 1200	< 500	< 1000	< 700	< 2500	< 1000	< 1000	< 640	18000	< 790	< 1800	18000
1/28/1997		8260	< 120	< 50	< 100	70	< 250	< 100	230	< 64	7800	< 79	< 180	8100
4/17/1997		8260	< 1200	< 500	< 1000	< 700	< 2500	< 1000	< 1000	< 640	14000	< 790	< 1800	14000
7/10/1997		8260	< 1200	< 500	< 1000	< 700	< 2500	< 1000	< 1000	< 640	17000	< 790	< 1800	17000

< - Indicates parameter was analyzed for, but not detected at or above the reporting limit
To Address the NYSDEC concerns regarding the presentation and plotting of non-detected values, the data for 2001 to 2004 has been reevaluated and interpreted as follows:
1) Non-detected concentrations have been represented as '<' for reporting purposes.
2) Total VOCs have been recalculated and represented as the sum of the detected parameters shown on this table.
3) The method change to 8260 was approved by the NYSDEC and changed in January 2005.

B - The analyte is present in the associated method blank.
D - Result reported from a secondary dilution analysis.
E - Concentration exceeds the calibration range; Result is estimated.
J - Indicates an estimated value.
µg/L - micrograms per liter

Well ID: **B-8M**

Date	Lab Sample ID	Method	Carbon tetrachloride (µg/L)	Chloroform (µg/L)	1,1-Dichloroethane (µg/L)	1,1-Dichloroethene (µg/L)	Methylene chloride (µg/L)	trans-1,2-Dichloroethene (µg/L)	cis-1,2-Dichloroethene (µg/L)	1,1,1-Trichloroethane (µg/L)	Trichloroethene (µg/L)	Tetrachloroethene (µg/L)	Vinyl chloride (µg/L)	Total
10/23/1997		8260	< 120	< 50	< 100	< 70	< 250	< 100	120	< 64	3600	< 79	< 180	3720
1/21/1998		8260	< 120	< 50	< 100	< 70	< 250	< 100	280	< 64	18000	< 79	< 180	18280
4/22/1998		8260	< 120	< 50	< 100	< 70	< 250	< 100	520	< 64	11000	< 79	< 180	11520
10/12/1998		8260	< 120	< 50	< 100	< 70	< 250	< 100	1500	< 64	7800	< 79	< 180	9300
1/13/2000	A0026411	8021	< 160	< 160	< 160	< 160	< 160	< 160	1700	< 160	12000	< 160	< 160	13700
4/19/2000	A0259416	8021	< 160	< 160	< 160	< 160	170	< 160	1800	< 160	20000	< 160	< 160	21970
10/20/2000	A0754601	8021	< 80	< 80	< 80	< 80	110 B	< 80	680	< 80	7900	< 80	< 80	8690
1/12/2001	A1035104	8021	< 160	< 160	< 160	< 160	620	< 160	1400	< 160	7400	< 160	< 160	9420
4/24/2001	A1375204	8021	< 400	< 400	< 400	< 400	< 400	< 400	2400	< 400	24000	< 400	< 400	26400
7/11/2001	A1648705	8021	< 200	< 200	< 200	< 200	500	< 200	700	< 200	11000	< 200	< 200	12200
10/17/2001	A1A23313	8021	< 800	< 800	< 800	< 800	980	< 800	8500	< 800	64000	< 800	< 800	73480
1/25/2002	A2081501	8021	< 100	< 100	< 100	< 100	170	< 100	2400	< 100	35000 D	< 100	< 100	37570
4/22/2002	A2391102	8021	< 400	< 400	< 400	< 400	540	< 400	< 400	< 400	22000	< 400	< 400	22540
7/17/2002	A2732602	8021	< 500	< 500	< 500	< 500	1500	< 500	4700	< 500	73000	< 500	< 500	79200
10/15/2002	A2A23602	8021	< 500	< 500	< 500	< 500	< 500	< 500	7100	< 500	41000	< 500	< 500	48100
1/24/2003	A3075209	8021	< 140	< 46	< 50	< 82	< 180	< 77	1900	< 93	10000	< 160	< 65	11900
4/24/2003	A3389604	8021	< 290	< 91	< 99	< 160	530	< 150	2100	< 190	23000	< 330	< 130	25630
7/22/2003	A3699407	8021	< 2900	< 910	< 990	< 1600	< 3700	< 1500	9500	< 1900	170000	< 3300	< 1300	179500
10/22/2003	A3A28301	8021	< 1400	< 250	< 210	< 820	< 450	< 500	5300	< 300	85000	< 110	< 890	90300
1/22/2004	A4057101	8021	< 290	< 51	< 42	< 160	< 90	330	330	< 59	12000	< 23	< 180	12660
4/30/2004	A4402504	8021	< 1400	< 250	< 210	< 820	< 450	< 500	< 1200	< 300	24000	< 110	< 890	24000
7/19/2004	A4682701	8021	< 1400	< 250	< 210	< 820	< 450	< 500	7800 E	< 300	58000	< 110	< 890	65800
7/19/2004	A4682701	8260	< 480	< 800	< 950	< 470	3000	< 810	3900	< 630	71000	< 640	< 1500	77900
10/15/2004	A4A20302	8021	< 1	< 1	< 1	3.6	< 1	6.5	980 D	< 1	15000 D	4	17	16011.1
1/12/2005	A5036104	8260	< 190	< 320	< 380	< 190	< 400	< 320	920	< 250	51000 D	< 250	< 590	51920
4/19/2005	A5387403	8260	< 95	< 160	< 190	< 94	< 200	< 160	430	< 130	18000	< 130	< 290	18430
7/15/2005	A5747101	8260/5M	< 51	< 56	< 53	< 60	200	< 63	3300	< 56	29000 D	< 64	320	32820
10/24/2005	A5B97301	8260	< 1.2	< 1	0.93 J	12	< 2.5	13	880 D	0.61 J	56000 BD	5.4	42	56953.94
1/26/2006	A6102405	8260	< 110	< 130	< 110	< 120	< 180	< 130	1000	< 100	36000	< 140	< 97	37000
4/19/2006	6D20002-03	8260	< 20	< 20	< 20	< 20	< 40	< 20	1020	< 20	23200 D	< 20	78	24298
7/14/2006	6G14010-01	8260	< 20	< 20	< 20	20	115	32	3450	< 20	58900 D	< 20	198	62715
10/9/2006	6J10002-08	8260	< 25	< 25	< 25	< 25	74	< 25	975	< 25	29100 D	< 25	< 50	30149
1/9/2007	7A10006-06	8260	< 25	< 25	< 25	< 25	235	< 25	2580	< 25	48700 D	< 25	50	51565
4/12/2007	7D13007-04	8260	< 250	< 250	< 250	< 250	1160	< 250	692	< 250	17800	< 250	< 500	19652
7/16/2007	7G17015-05	8260	< 500	< 500	< 500	< 500	1260	< 500	4130	< 500	71500	< 500	< 1000	76890
10/9/2007	7J10006-05	8260	< 500	< 500	< 500	< 500	< 1000	< 500	6730	< 500	120000 D	< 500	< 1000	126730
1/7/2008	8A08003-02	8260	< 250	< 250	< 250	< 250	500	< 250	1280	< 250	30500	< 250	< 500	32280
4/9/2008	8D10002-03	8260	< 250	< 250	< 250	< 250	732	< 250	4110	< 250	101000 D	< 250	< 500	105842
7/24/2008	5424623	8260	< 20	< 16	< 20	< 16	< 40	< 16	1400	< 16	37000	< 16	28 J	38428
10/16/2008	5501565	8260	< 50	< 40	< 50	< 40	< 100	< 40	4600	< 40	32000	< 40	200 J	36800
1/15/2009	5578621	8260	< 50	< 40	< 50	< 40	< 100	< 40	3100	< 40	63000	< 40	87 J	66187
4/13/2009	5647717	8260	< 100	< 80	< 100	< 80	< 200	< 80	3100	< 80	61000	< 80	120 J	64220
7/7/2009	5718472	8260	< 20	< 16	< 20	< 16	< 40	< 16	1200	< 16	25000	< 16	30 J	26230
10/7/2009	5800390	8260	< 5	< 4	< 5	12 J	< 10	13 J	1900	< 4	32000	< 4	79	34004
1/20/2010	5888925	8260	< 100	< 80	< 100	< 80	< 200	< 80	4600	< 80	80000	< 80	210 J	84810
4/14/2010	5954138	8260	< 100	< 80	< 100	< 80	< 200	< 80	2700	< 80	84000	< 80	< 100	86700
7/15/2010	6033918	8260	< 100	< 80	< 100	< 80	< 200	< 80	5600	< 80	94000	< 80	410 J	100010
10/14/2010	6113377	8260	< 5	< 4	< 5	13 J	< 10	17 J	3000	< 4	60000	6.6 J	54	63090.6
1/24/2011	6190819	8260	< 100	< 80	< 100	< 80	< 200	< 80	4600	< 80	70000	< 80	160 J	74760

< - Indicates parameter was analyzed for, but not detected at or above the reporting limit
To Address the NYSDEC concerns regarding the presentation and plotting of non-detected values, the data for 2001 to 2004 has been reevaluated and interpreted as follows:

1) Non-detected concentrations have been represented as '<' for reporting purposes.
2) Total VOCs have been recalculated and represented as the sum of the detected parameters shown on this table.
3) The method change to 8260 was approved by the NYSDEC and changed in January 2005.

B - The analyte is present in the associated method blank.
D - Result reported from a secondary dilution analysis.
E - Concentration exceeds the calibration range; Result is estimated.
J - Indicates an estimated value.
µg/L - micrograms per liter

Well ID: **B-8M**

Date	Lab Sample ID	Method	Carbon tetrachloride (µg/L)	Chloroform (µg/L)	1,1-Dichloroethane (µg/L)	1,1-Dichloroethene (µg/L)	Methylene chloride (µg/L)	trans-1,2-Dichloroethene (µg/L)	cis-1,2-Dichloroethene (µg/L)	1,1,1-Trichloroethane (µg/L)	Trichloroethene (µg/L)	Tetrachloroethene (µg/L)	Vinyl chloride (µg/L)	Total
4/14/2011	6259039	8260	< 50	< 40	< 50	< 40	< 100	< 40	1400	< 40	45000	< 40	< 50	46400
7/18/2011	6348766	8260	< 200	< 160	< 200	< 160	< 400	< 160	5400	< 160	83000	< 160	400 J	88800
10/12/2011	6435905	8260	< 100	< 80	< 100	< 80	< 200	< 80	5600	< 80	78000	< 80	270 J	83870
1/17/2012	6524424	8260	< 1	< 0.8	< 1	9.7	< 2	11	1300	< 0.8	35000	4.5 J	52	36377.2
4/4/2012	6607032	8260	< 20	< 16	< 20	< 16	< 40	< 16	1900	< 16	32000	< 16	120	34020
7/16/2012	6722032	8260	< 2	< 1.6	< 2	32	< 4	36	5500	< 1.6	56000	11	340	61919
10/4/2012	6814361	8260	< 100	< 80	< 100	< 80	< 200	< 80	5800	< 80	84000	< 80	100 J	89900
1/23/2013	6932575	8260	< 50	< 40	< 50	< 40	< 100	< 40	2000	< 40	51000	< 40	< 50	53000
4/8/2013	7015031	8260	< 10	< 8	< 10	< 8	< 20	< 8	760	< 8	20000	< 8	< 10	20760
7/2/2013	7117030	8260	< 10	< 8	< 10	< 8	< 20	< 8	770	< 8	21000	< 8	18 J	21788
11/11/2013	7273097	8260	< 10	< 8	< 10	< 8	< 20	< 8	470	< 8	13000	< 8	< 10	13470
1/17/2014	7341387	8260	< 5	< 4	< 5	< 4	< 10	< 4	260	< 4	7700	< 4	< 5	7960
4/15/2014	7432590	8260	< 2.5	< 2.5	< 2.5	< 2.5	< 10	3.2 J	250	< 2.5	7400	2.7 J	< 2.5	7655.9
7/9/2014	7527876	8260	< 0.5	8.5	< 0.5	2.2	< 2	3.1	300	< 0.5	7000	2.3	4	7320.1
10/3/2014	7625307	8260	< 2.5	11	< 2.5	4.3 J	< 10	5.3	720	< 2.5	10000	3 J	10	10753.6
1/6/2015	7731160	8260	< 5	5 J	< 5	< 5	< 20	< 5	800	< 5	11000	< 5	< 5	11805
4/22/2015	7858500	8260	< 5	5.7 J	< 5	< 5	< 20	5.6 J	660	< 5	16000	< 5	12	16683.3
7/6/2015	7956057	SW8260C	< 50	< 50	< 50	< 50	< 200	< 50	4900	< 50	75000	< 50	160	80060
10/6/2015	8079106	SW8260C	< 50	< 50	< 50	< 50	< 200	< 50	6400	< 50	110000	< 50	270	116670
1/5/2016	8197708	SW8260C	< 25	< 25	< 25	< 25	< 100	< 25	2500	< 25	27000	< 25	53	29553
12/8/2016	240-73270-7	8260C	< 1700	< 1700	< 1700	< 1700	1300 J	< 1700	2200	< 1700	40000	< 1700	< 1700	43500
5/1/2017	240-78974-4	8260C	< 500	< 500	< 500	< 500	< 500	< 500	430 J	< 500	14000	< 500	< 500	14430
4/17/2018	240-94331-18	8260C	< 250	< 250	< 250	< 250	< 250	< 250	190 J	< 250	6200	< 250	< 250	6390
7/16/2018	240-98766-1	8260C	< 500	< 500	< 500	< 500	< 2500	< 500	1000	< 500	14000	< 500	< 500	15000
8/22/2018	240-100303-2	8260C	< 100	< 100	< 100	< 100	< 500	< 100	160	< 100	2800	< 100	< 100	2960
9/27/2018	240-102127-1	8260C	< 50	< 50	< 50	< 50	< 250	< 50	230	< 50	1500	< 50	< 50	1730
10/30/2018	240-103813-4	8260C	< 25	< 25	< 25	< 25	< 130	7.1 J	1700	< 25	3100 D	< 25	< 25	4807.1
1/29/2019	240-107569-3	8260C	< 200	< 200	< 200	< 200	< 1000	< 200	2800	< 200	4100	< 200	< 200	6900
4/4/2019	240-110627-9	8260C	< 250	< 250	< 250	< 250	< 1300	58 J	8900	< 250	12000	< 250	120 J	21078
11/20/2019	240-122631-6	624.1_L	< 130	< 130	< 130	< 130	< 630	< 63	4000	< 130	7500	< 130	170	11670
3/31/2020	240-128375-5	8260C	< 200	< 200	< 200	< 200	< 1000	< 200	1500	< 200	7500	< 200	< 200	9000
10/27/2020	240-139061-10	8260C	< 1000	< 1000	< 1000	< 1000	< 5000	< 1000	3400	< 1000	37000	< 1000	< 1000	40400
4/22/2021	240-148022-1	8260C	< 200	< 200	< 200	< 200	< 1000	< 200	470	< 200	5100	< 200	< 200	5570
6/28/2021	240-152161-2	8260C	< 200	< 200	< 200	< 200	< 1000	< 200	3600	< 200	27000 D	< 200	< 200	30600
7/26/2021	240-153555-3	8260C	< 1000	< 1000	< 1000	< 1000	< 5000	< 1000	18000	< 1000	14000	< 1000	< 1000	32000
8/23/2021	240-155061-3	8260C	< 330	< 330	< 330	< 330	< 1700	< 330	12000	< 330	10000	< 330	< 330	22000
10/25/2021	240-158968-1	8260C	< 4000	< 4000	< 4000	< 4000	< 20000	< 4000	44000	< 4000	97000	< 4000	2200 J	143200
4/14/2022	240-165119-1	8260C	< 200	< 200	< 200	< 200	< 1000	< 200	7000	< 200	8100	< 200	620	15720
3/23/2023	240-182590-22	8260D	< 200	< 200	< 200	< 200	< 1000	< 200	21000	< 200	14000	< 200	3000	38000
4/17/2024	240-203148-13	8260D	< 200	< 200	< 200	160 J	< 1000	250	19000	< 200	17000	< 200	3500 J	39910

< - Indicates parameter was analyzed for, but not detected at or above the reporting limit
To Address the NYSDEC concerns regarding the presentation and plotting of non-detected values, the data for 2001 to 2004 has been reevaluated and interpreted as follows:

1) Non-detected concentrations have been represented as '<' for reporting purposes.
2) Total VOCs have been recalculated and represented as the sum of the detected parameters shown on this table.
3) The method change to 8260 was approved by the NYSDEC and changed in January 2005.

B - The analyte is present in the associated method blank.
D - Result reported from a secondary dilution analysis.
E - Concentration exceeds the calibration range; Result is estimated.
J - Indicates an estimated value.
µg/L - micrograms per liter

MONITORING WELL GROUNDWATER ANALYTICAL RESULT SUMMARY
FORMER CARBORUNDUM COMPANY
SANBORN, NEW YORK

Well ID: **B-9M**

Date	Lab Sample ID	Method	Carbon tetrachloride (µg/L)	Chloroform (µg/L)	1,1-Dichloroethane (µg/L)	1,1-Dichloroethene (µg/L)	Methylene chloride (µg/L)	trans-1,2-Dichloroethene (µg/L)	cis-1,2-Dichloroethene (µg/L)	1,1,1-Trichloroethane (µg/L)	Trichloroethene (µg/L)	Tetrachloroethene (µg/L)	Vinyl chloride (µg/L)	Total
1/1/1987		8260	< 0.2	0.8	< 0.2	< 0.2	< 0.2	< 0.2	< 0.2	< 0.2	0.4	< 5	3.6	4.8
4/1/1987		8260	< 0.2	< 0.2	< 0.2	< 0.2	1.3	< 0.2	< 0.2	< 0.2	< 0.2	< 5	< 0.2	1.3
7/1/1987		8260	< 0.2	< 0.2	< 0.4	< 0.4	< 0.2	< 0.2	< 0.2	< 0.2	< 0.2	< 5	< 0.6	0
10/1/1987		8260	< 0.2	< 0.2	< 0.2	< 0.2	< 0.2	< 0.2	< 0.2	< 0.2	< 0.2	< 5	< 0.4	0
2/1/1988		8260	< 0.2	< 0.2	< 0.2	< 0.2	< 0.2	< 0.2	< 0.2	< 0.2	< 0.2	< 5	< 0.2	0
8/1/1988		8260	< 0.2	< 0.2	< 0.2	< 0.2	< 0.2	< 0.2	< 0.2	< 0.2	< 0.2	< 5	< 0.4	0
1/1/1989		8260	< 0.1	< 5	< 0.07	< 0.1	< 0.1	< 0.1	< 1	< 0.03	2.4	0.1	< 0.2	2.5
4/1/1989		8260	< 0.1	< 0.05	0.3	< 0.03	< 0.1	< 0.1	11	< 0.03	20	< 0.3	1.3	32.6
7/1/1989		8260	< 1.2	< 0.5	< 0.7	< 1.3	< 2.5	< 1	< 1	< 0.3	< 1.2	< 0.3	< 1.8	0
10/1/1989		8260	< 1	< 0.5	< 0.7	< 1	< 1	< 1	< 1	< 1.3	< 1	1.6	< 1	1.6
1/1/1990		8260	< 1	< 0.5	< 0.7	< 1	< 5	< 1	< 1	< 0.3	< 1	0.4	< 1	0.4
4/1/1990		8260	< 1	< 0.5	< 0.7	< 1	< 5	< 1	< 1	< 0.3	< 1	< 0.3	< 1	0
7/1/1990		8260	< 1	< 0.5	< 0.7	< 1	< 5	< 1	< 1	< 0.3	< 1	< 0.3	< 1	0
10/1/1990		8260	< 1	< 0.5	< 0.7	1.5	< 1	< 1	5.6	4.5	< 1	1.6	< 1	13.2
1/1/1991		8260	< 1	< 0.5	< 0.7	< 1	< 5	< 1	< 1	< 0.3	< 1	< 0.3	< 1	0
5/1/1991		8260	< 1.2	< 0.5	< 0.7	< 1.3	< 2.5	< 1	< 1	< 0.3	< 1.2	< 0.3	< 1.8	0
7/1/1991		8260	< 1.2	< 0.5	< 0.7	< 1.3	< 2.5	< 1	< 1	< 0.5	< 1.2	1.5	< 1.8	1.5
10/1/1991		8260	< 1.2	< 0.5	< 0.7	< 1.3	< 2.5	< 1	< 1	< 0.3	< 1.2	< 1.2	< 1.8	0
1/1/1992		8260	< 1.2	< 0.5	< 0.7	< 1.3	< 2.5	< 1	< 1	< 0.3	< 1.2	2.2	< 1.8	2.2
4/1/1992		8260	< 1.2	< 0.5	< 0.7	< 1.3	< 2.5	< 1	< 1	< 0.3	2.2	< 0.3	< 1.8	2.2
7/1/1992		8260	< 1.2	< 0.5	< 0.7	< 1.3	< 2.5	< 1	< 1	< 0.3	< 1.2	< 0.3	< 1.8	0
10/1/1992		8260	< 1.2	< 0.5	< 0.7	< 1.3	< 2.5	< 1	< 1	< 0.3	< 1.2	1.9	< 1.8	1.9
1/1/1993		8260	< 1.2	< 0.5	< 0.7	< 1.3	< 2.5	< 1	< 1	0.67 *	< 1.2	0.33	< 1.8	1
3/30/1993		8260	< 1.2	< 0.5	< 0.7	< 1.3	< 2.5	< 1	< 1	< 0.5	< 1.2	0.32	< 1.8	0.32
6/28/1993		8260	< 1.2	< 0.5	< 0.7	< 1.3	< 2.5	< 1	< 1	< 0.5	2.5	2.3	< 1.8	4.8
7/7/1994		8260	< 1.2	< 0.5	< 0.7	< 1.3	< 2.5	< 1	< 1	< 0.5	< 1.2	1.8	< 1.8	1.8
7/17/2002	A2732703	8021	< 1.2	< 1	< 1	< 1	< 2.5	< 1	7.4	< 1	23	1.7	< 1.8	32.1
7/2/2003	A3639709	8021	< 1.2	< 1	< 1	< 1	< 2.5	< 1	1.4	< 1	2.8	< 1	< 1.8	4.2
6/29/2004	A4614511	8021	< 1.2	< 1	< 1	< 1	< 2.5	< 1	< 1	< 1	2	< 1	< 1.8	2
7/7/2005	A5706807	8260	< 1.2	< 1	< 1	< 1	< 2.5	< 1	2.7	< 1	5.4	1.4	< 1.8	9.5
10/24/2005	A5B97302	8260	< 1.2	< 1	< 1	< 1	< 2.5	< 1	< 1	< 1	1.3 B	< 1	< 1.8	1.3
1/24/2006	A6089109	8260	< 1.2	< 1	< 1	< 1	< 2.5	< 1	< 1	< 1	0.67 J	< 1	< 1.8	0.67
4/12/2006	6D13005-05	8260	< 1	< 1	< 1	< 1	< 2	< 1	< 1	< 1	< 1	< 1	< 2	0
7/13/2006	6G14009-05	8260	< 1	< 1	< 1	< 1	3	< 1	2	< 1	3	< 1	< 2	8
10/9/2006	6J10002-07	8260	< 1	< 1	< 1	< 1	< 2	< 1	1	< 1	4	< 1	< 2	5
1/5/2007	7A05012-03	8260	< 1	< 1	< 1	< 1	< 2	< 1	< 1	< 1	< 1	< 1	< 2	0
4/4/2007	7D05011-05	8260	< 1	< 1	< 1	< 1	< 2	< 1	< 1	< 1	< 1	< 1	< 2	0
7/10/2007	7G11015-03	8260	< 1	< 1	< 1	< 1	< 2	< 1	< 1	< 1	1	< 1	< 2	1
10/9/2007	7J10006-10	8260	< 1	< 1	< 1	< 1	< 2	< 1	2	< 1	< 1	< 1	< 2	2
1/7/2008	8A08003-03	8260	< 1	< 1	< 1	< 1	3	< 1	< 1	< 1	< 1	< 1	< 2	3
4/7/2008	8D08002-07	8260	< 1	< 1	< 1	< 1	2 B	< 1	< 1	< 1	< 1	< 1	< 2	2
7/16/2008	5417444	8260	< 1	< 0.8	< 1	< 0.8	< 2	< 0.8	< 0.8	< 0.8	< 1	< 0.8	< 1	0
1/21/2009	5582424	8260	< 1	< 0.8	< 1	< 0.8	< 2	< 0.8	< 0.8	< 0.8	< 1	< 0.8	< 1	0
4/16/2009	5649164	8260	< 1	< 0.8	< 1	< 0.8	< 2	< 0.8	< 0.8	< 0.8	< 1	< 0.8	< 1	0
7/7/2009	5718463	8260	< 1	< 0.8	< 1	< 0.8	< 2	< 0.8	< 0.8	< 0.8	< 1	< 0.8	< 1	0
10/6/2009	5799006	8260	< 1	< 0.8	< 1	< 0.8	< 2	< 0.8	< 0.8	< 0.8	< 1	< 0.8	< 1	0

< - Indicates parameter was analyzed for, but not detected at or above the reporting limit
To Address the NYSDEC concerns regarding the presentation and plotting of non-detected values, the data for 2001 to 2004 has been reevaluated and interpreted as follows:
1) Non-detected concentrations have been represented as '<' for reporting purposes.
2) Total VOCs have been recalculated and represented as the sum of the detected parameters shown on this table.
3) The method change to 8260 was approved by the NYSDEC and changed in January 2005.

B - The analyte is present in the associated method blank.
D - Result reported from a secondary dilution analysis.
E - Concentration exceeds the calibration range; Result is estimated.
J - Indicates an estimated value.
µg/L - micrograms per liter

Well ID: **B-9M**

Date	Lab Sample ID	Method	Carbon tetrachloride (µg/L)	Chloroform (µg/L)	1,1-Dichloroethane (µg/L)	1,1-Dichloroethene (µg/L)	Methylene chloride (µg/L)	trans-1,2-Dichloroethene (µg/L)	cis-1,2-Dichloroethene (µg/L)	1,1,1-Trichloroethane (µg/L)	Trichloroethene (µg/L)	Tetrachloroethene (µg/L)	Vinyl chloride (µg/L)	Total
1/20/2010	5888926	8260	< 1	< 0.8	< 1	< 0.8	< 2	< 0.8	< 0.8	< 0.8	< 1	< 0.8	< 1	0
4/6/2010	5946904	8260	< 1	< 0.8	< 1	< 0.8	< 2	< 0.8	< 0.8	< 0.8	< 1	< 0.8	< 1	0
7/12/2010	6030559	8260	< 1	< 0.8	< 1	< 0.8	< 2	< 0.8	0.85 J	< 0.8	1.7 J	< 0.8	< 1	2.55
1/24/2011	6190818	8260	< 1	< 0.8	< 1	< 0.8	< 2	< 0.8	< 0.8	< 0.8	< 1	< 0.8	< 1	0
4/12/2011	6256716	8260	< 1	< 0.8	< 1	< 0.8	< 2	< 0.8	< 0.8	< 0.8	< 1	< 0.8	< 1	0
7/12/2011	6342647	8260	< 1	< 0.8	< 1	< 0.8	< 2	< 0.8	< 0.8	< 0.8	1.1 J	< 0.8	< 1	1.1
10/10/2011	6433665	8260	< 1	< 0.8	< 1	< 0.8	< 2	< 0.8	2.3 J	< 0.8	5.4	4.1 J	< 1	11.8
1/17/2012	6524423	8260	< 1	< 0.8	< 1	< 0.8	< 2	< 0.8	< 0.8	< 0.8	< 1	< 0.8	< 1	0
4/3/2012	6605292	8260	< 1	< 0.8	< 1	< 0.8	< 2	< 0.8	< 0.8	< 0.8	< 1	< 0.8	< 1	0
7/11/2012	6717362	8260	< 1	< 0.8	< 1	< 0.8	< 2	< 0.8	< 0.8	< 0.8	1.1 J	< 0.8	< 1	1.1
10/4/2012	6814363	8260	< 1	< 0.8	< 1	< 0.8	< 2	< 0.8	< 0.8	< 0.8	2.7 J	2.5 J	< 1	5.2
1/17/2013	6926981	8260	< 1	< 0.8	< 1	< 0.8	< 2	< 0.8	< 0.8	< 0.8	< 1	< 0.8	< 1	0
4/8/2013	7015032	8260	< 1	< 0.8	< 1	< 0.8	< 2	< 0.8	< 0.8	< 0.8	< 1	< 0.8	< 1	0
7/2/2013	7117034	8260	< 1	< 0.8	< 1	< 0.8	< 2	< 0.8	< 0.8	< 0.8	3.2 J	< 0.8	< 1	3.2
11/11/2013	7273094	8260	< 1	< 0.8	< 1	< 0.8	< 2	< 0.8	< 0.8	< 0.8	1.1 J	< 0.8	< 1	1.1
1/17/2014	7341385	8260	< 1	< 0.8	< 1	< 0.8	< 2	< 0.8	< 0.8	< 0.8	< 1	< 0.8	< 1	0
4/14/2014	7430455	8260	< 0.5	< 0.5	< 0.5	< 0.5	< 2	< 0.5	< 0.5	< 0.5	< 0.5	< 0.5	< 0.5	0
7/9/2014	7527879	8260	< 0.5	< 0.5	< 0.5	< 0.5	< 2	< 0.5	< 0.5	< 0.5	2.1	0.78 J	< 0.5	2.88
10/3/2014	7625306	8260	< 0.5	< 0.5	< 0.5	< 0.5	< 2	< 0.5	0.79 J	< 0.5	2.6	2.5	< 0.5	5.89
1/8/2015	7734021	8260	< 0.5	< 0.5	< 0.5	< 0.5	< 2	< 0.5	< 0.5	< 0.5	3.5	9.3	< 0.5	12.8
4/14/2015	7847244	8260	< 0.5	< 0.5	< 0.5	< 0.5	< 2	< 0.5	2.8	< 0.5	5.4	< 0.5	< 0.5	8.2
7/7/2015	7958390	SW8260C	< 0.5	< 0.5	< 0.5	< 0.5	< 2	< 0.5	1.1	< 0.5	2.7	5.1	< 0.5	8.9
10/7/2015	8080777	SW8260C	< 0.5	< 0.5	< 0.5	< 0.5	< 2	< 0.5	1.2	< 0.5	1.2	2.2	< 0.5	4.6
1/5/2016	8197702	SW8260C	< 0.5	< 0.5	< 0.5	< 0.5	< 2	< 0.5	2.4	< 0.5	16	4.4	< 0.5	22.8
12/9/2016	240-73270-24	8260C	< 1.0	< 1.0	< 1.0	< 1.0	< 1.0	< 1.0	0.57 J	< 1.0	1.8	2.9	< 1.0	5.27
4/28/2017	240-78929-5	8260C	< 1.0	< 1.0	< 1.0	< 1.0	< 1.0	< 1.0	< 1.0	< 1.0	0.36 J	0.63 J	< 1.0	0.99
11/3/2017	240-87694-3	8260C	< 1.0	< 1.0	< 1.0	< 1.0	< 1.0	< 1.0	< 1.0	< 1.0	1.4	1.3	< 1.0	2.7
4/17/2018	240-94331-20	8260C	< 1.0	< 1.0	< 1.0	< 1.0	< 1.0	< 1.0	< 1.0	< 1.0	0.66 J	0.37 J	< 1.0	1.03
9/26/2018	240-102125-5	8260C	< 1.0	< 1.0	< 1.0	< 1.0	< 5.0	< 1.0	0.39 J	< 1.0	0.92 J	1	< 1.0	2.31
4/5/2019	240-110691-5	8260C	< 1.0	< 1.0	< 1.0	< 1.0	< 5.0	< 1.0	< 1.0	< 1.0	0.42 J	0.55 J	< 1.0	0.97
11/22/2019	240-122893-10	624.1_L	< 1.0	< 1.0	< 1.0	< 1.0	< 5.0	< 0.50	2.8	< 1.0	< 1.0	< 1.0	< 1.0	2.8
4/1/2020	240-128428-1	8260C	< 1.0	< 1.0	< 1.0	< 1.0	< 5.0	< 1.0	2.1	< 1.0	< 1.0	< 1.0	0.43 J	2.53
10/26/2020	240-139061-2	8260C	< 1.0	< 1.0	< 1.0	< 1.0	< 5.0	< 1.0	0.44 J	< 1.0	0.73 J	0.82 J	< 1.0	1.99
4/27/2021	240-148317-10	8260C	< 1.0	< 1.0	< 1.0	< 1.0	< 5.0	< 1.0	< 1.0	< 1.0	0.35 J	0.52 J	< 1.0	0.87
10/25/2021	240-159076-3	8260C	< 1.0	< 1.0	< 1.0	< 1.0	< 5.0	< 1.0	< 1.0	< 1.0	1.4	0.57 J	< 1.0	1.97
4/14/2022	240-165120-1	8260C	< 1.0	< 1.0	< 1.0	< 1.0	< 5.0	< 1.0	1.6	< 1.0	< 1.0	< 1.0	< 1.0	1.6
10/18/2022	240-175103-3	8260D	< 1.0	< 1.0	< 1.0	< 1.0	< 5.0	< 1.0	< 1.0	< 1.0	< 1.0	< 1.0	< 1.0	0
3/23/2023	240-182590-3	8260D	< 1.0	< 1.0	< 1.0	< 1.0	< 5.0	< 1.0	< 1.0	< 1.0	0.64 J	< 1.0	< 1.0	0.64
10/20/2023	240-194049-17	8260D	< 1.0	< 1.0	< 1.0	< 1.0	< 5.0	< 1.0	< 1.0	< 1.0	1.2	0.96 J	< 1.0	2.16
4/17/2024	240-203148-12	8260D	< 1.0	< 1.0	< 1.0	< 1.0	< 5.0	< 1.0	1.1	< 1.0	< 1.0	< 1.0	< 1.0	1.1

< - Indicates parameter was analyzed for, but not detected at or above the reporting limit
To Address the NYSDEC concerns regarding the presentation and plotting of non-detected values, the data for 2001 to 2004 has been reevaluated and interpreted as follows:

1) Non-detected concentrations have been represented as '<' for reporting purposes.
2) Total VOCs have been recalculated and represented as the sum of the detected parameters shown on this table.
3) The method change to 8260 was approved by the NYSDEC and changed in January 2005.

B - The analyte is present in the associated method blank.
D - Result reported from a secondary dilution analysis.
E - Concentration exceeds the calibration range; Result is estimated.
J - Indicates an estimated value.
µg/L - micrograms per liter

MONITORING WELL GROUNDWATER ANALYTICAL RESULT SUMMARY
FORMER CARBORUNDUM COMPANY
SANBORN, NEW YORK

Well ID: **B-10M**

Date	Lab Sample ID	Method	Carbon tetrachloride (µg/L)	Chloroform (µg/L)	1,1-Dichloroethane (µg/L)	1,1-Dichloroethene (µg/L)	Methylene chloride (µg/L)	trans-1,2-Dichloroethene (µg/L)	cis-1,2-Dichloroethene (µg/L)	1,1,1-Trichloroethane (µg/L)	Trichloroethene (µg/L)	Tetrachloroethene (µg/L)	Vinyl chloride (µg/L)	Total
1/1/1987		8260	< 0.2	< 0.4	0.4	0.2	< 0.2	< 5	24	2.5	48	< 5	0.8	75.9
4/1/1987		8260	< 0.2	< 0.2	0.7	0.5	< 0.2	< 5	50	7.8	83	< 5	< 0.2	142
7/1/1987		8260	< 0.6	< 2	2.7	1.8	< 0.2	< 5	170	13	240	< 5	< 0.6	427.5
10/1/1987		8260	< 0.8	< 1	1.3	0.8	< 0.2	< 5	53	6.2	80	< 5	< 0.4	141.3
2/1/1988		8260	< 0.2	< 0.2	2.5	0.4	0.2	< 5	18	12	32	< 5	< 0.2	65.1
8/1/1988		8260	< 0.2	< 0.2	5.2	< 0.2	< 0.2	< 5	190	22	160	< 5	< 0.4	377.2
11/1/1988		8260	< 1	< 1	4	< 1	< 1	< 5	160	17	70	< 5	< 1	251
1/1/1989		8260	< 0.1	< 5	0.8	0.4	< 0.1	0.9	18	8.9	5.2	0.03	0.2	34.43
4/1/1989		8260	< 0.1	< 0.05	1.5	1.6	< 0.1	0.6	29	< 0.03	110	< 0.03	0.2	142.9
7/1/1989		8260	< 1.2	< 0.5	< 1.1	< 1.3	< 2.5	1	46	7.2	150	< 0.3	< 1.8	204.2
10/1/1989		8260	< 1	< 0.5	1.7	1.4	< 1	5.2	48	10	81	< 0.3	< 1	147.3
1/1/1990		8260	< 5	< 2.5	< 3.5	< 5	< 25	< 5	53	12	150	< 1.5	< 5	215
4/1/1990		8260	< 5	< 2.5	< 3.5	< 5	< 25	< 5	22	2.8	75	< 1.5	< 5	99.8
7/1/1990		8260	< 1	< 0.5	2.1	< 1	< 5	< 1	37	17	140	< 0.3	< 1	196.1
10/1/1990		8260	< 1	2.1	2.4	6.8	< 1	1.5	52	21	200	< 0.3	< 1	285.8
1/1/1991		8260	< 1	0.6	< 0.7	< 1	< 5	< 1	< 1	12	70	< 0.3	3.3	85.9
5/1/1991		8260	< 6	< 2.5	< 3.5	< 6.5	< 12	< 5	18	6.1	120	< 1.5	< 9	144.1
7/1/1991		8260	< 6	7.9	< 3.5	< 6.5	< 13	< 5	17	12	160	< 1.5	< 9	196.9
10/1/1991		8260	< 6	< 2.5	< 3.5	< 6.5	< 13	< 5	23	3.5	96	< 1.5	< 9	122.5
1/1/1992		8260	< 12	< 5	< 7	< 13	< 25	< 10	54	14	140	< 3	< 18	208
4/1/1992		8260	< 12	< 5	< 7	< 13	< 25	< 10	16	6.4	110	< 3	< 18	132.4
7/1/1992		8260	< 12	< 5	< 7	< 13	< 25	< 5	< 5	7.4	120	< 3	< 18	127.4
10/1/1992		8260	< 1.2	0.51	0.63	< 1.3	< 2.5	0.87	16	6.7	140	< 0.3	< 1.8	164.71
1/1/1993		8260	< 1.2	< 0.5	< 0.7	< 1.3	< 2.5	< 1	14	4.8	86	< 0.3	< 1.8	104.8
3/30/1993		8260	< 1.2	< 0.5	0.97	< 1.3	< 2.5	< 1	16	4.9	44	< 0.3	< 1.8	65.87
6/29/1993		8260	< 1.2	< 0.5	0.98	< 1.3	< 2.5	< 1	16	5.8	53	< 0.3	< 1.8	75.78
10/5/1993		8260	< 1.2	< 0.5	< 0.7	< 1.3	< 2.5	< 1	16	2	50	< 0.3	< 1.8	68
7/6/1994		8260	< 1.2	< 0.5	1.5	< 1.3	< 2.5	1.2	31	7.8	410	< 0.3	< 1.8	451.5
6/27/1995		8260	< 1	< 1	< 1	< 1	< 1	< 1	21	3.8	62	< 1	< 2	86.8
7/16/1996		8260	< 1.2	0.9	< 1	< 0.7	< 2.5	1.4	38	7.2	73	< 0.79	< 1.8	120.5
7/9/1997		8260	< 1.2	0.6	< 1	< 0.7	< 2.5	2	35	5.5	83	< 0.79	< 1.8	126.1
7/23/1998		8260	< 1.2	< 0.5	< 1	< 0.7	< 2.5	1	35	5.5	69	< 0.79	< 1.8	110.5
7/20/1999		8260	< 1.2	0.6 J	2 J	1.6	< 2.5	2.9	43	11	110	< 0.79	< 1.8	171.1
7/17/2000	A0500407	8021	< 1.2	< 1	< 1	< 1	< 2.5	< 1	6.5	2.1	37	< 1	< 1.8	45.6
7/10/2001	A1648708	8021	< 1.2	< 1	0.72 J	< 1	1.1 J	0.64 J	21	4.3	43	< 1	< 1.8	70.76
7/16/2002	A2722907	8021	< 1.2	< 1	< 1	< 1	2.6	< 1	14	4.3	56	< 1	< 1.8	76.9
4/25/2003	A3389601	8021	< 1.2	< 1	< 1	< 1	1.5 J	< 1	10	3.6	52	< 1.3	< 1.8	67.1
7/18/2003	A3689004	8021	< 1.2	< 1	< 1	< 1	< 2.5	< 1	7.4	2.6	40	< 1.3	< 1.8	50
10/22/2003	A3A21906	8021	< 1.2	< 1	< 1	< 1	< 2.5	< 1	19	5.1	92	< 1	< 1.8	116.1
4/29/2004	A4402501	8021	< 1.2	< 1	< 1	< 1	< 2.5	< 1	10	3.8	59	< 1	< 1.8	72.8
7/16/2004	A4674302	8021	< 1.2	< 1	1.3	< 1	3.8 E	1.9 E	7.6 E	3.7 E	45 E	< 1	< 1.8	63.3
7/16/2004	A4674302	8260	< 1.2	< 1	< 1	< 1	1.3 J	< 1	4.6	2	36	< 1	< 1.8	43.9
10/15/2004	A4A20301	8021	< 1	< 1	< 1	< 1	1.3	0.51 J	12	4.1	39	< 1	< 1	56.91
4/19/2005	A5387402	8260	< 1.2	< 1	< 1	< 1	< 2.5	0.49 J	6	3.5	40 D	< 1	< 1.8	49.99
7/20/2005	A5762302	8260/5M	< 1.2	< 1	0.7 J	< 1	< 2.5	0.75 J	9.1	4.8	45	< 1	< 1.8	60.35
10/24/2005	A5B97303	8260	< 1.2	< 1	0.67 J	< 1	< 2.5	0.63 J	11	4.6	55 B	< 1	< 1.8	71.9

< - Indicates parameter was analyzed for, but not detected at or above the reporting limit
To Address the NYSDEC concerns regarding the presentation and plotting of non-detected values, the data for 2001 to 2004 has been reevaluated and interpreted as follows:

1) Non-detected concentrations have been represented as '<' for reporting purposes.
2) Total VOCs have been recalculated and represented as the sum of the detected parameters shown on this table.
3) The method change to 8260 was approved by the NYSDEC and changed in January 2005.

B - The analyte is present in the associated method blank.
D - Result reported from a secondary dilution analysis.
E - Concentration exceeds the calibration range; Result is estimated.
J - Indicates an estimated value.
µg/L - micrograms per liter

Well ID: **B-10M**

Date	Lab Sample ID	Method	Carbon tetrachloride (µg/L)	Chloroform (µg/L)	1,1-Dichloroethane (µg/L)	1,1-Dichloroethene (µg/L)	Methylene chloride (µg/L)	trans-1,2-Dichloroethene (µg/L)	cis-1,2-Dichloroethene (µg/L)	1,1,1-Trichloroethane (µg/L)	Trichloroethene (µg/L)	Tetrachloroethene (µg/L)	Vinyl chloride (µg/L)	Total
4/19/2006	6D20002-02	8260	< 1	< 1	< 1	< 1	< 2	< 1	5	3	30	< 1	< 2	38
7/18/2006	6G19003-01	8260	< 1	< 1	< 1	< 1	4 B	< 1	13	6	42	< 1	< 2	65
10/11/2006	6J12003-07	8260	< 1	< 1	< 1	< 1	< 2	< 1	9	5	53	< 1	< 2	67
4/18/2007	7D19009-02	8260	< 1	< 1	< 1	< 1	< 2	< 1	4	3	27	< 1	< 2	34
7/10/2007	7G11015-04	8260	< 1	< 1	< 1	< 1	< 2	< 1	6	4	36	< 1	< 2	46
10/9/2007	7J10006-11	8260	< 1	< 1	< 1	< 1	< 2	1	15	5	51	< 1	< 2	72
4/9/2008	8D10002-01	8260	< 1	< 1	< 1	< 1	3	< 1	7	3	58	< 1	< 2	71
7/24/2008	5424625	8260	< 1	< 0.8	< 1	< 0.8	< 2	0.81 J	8.4	4.2 J	43	< 0.8	< 1	56.41
10/20/2008	5504259	8260	< 1	< 0.8	< 1	< 0.8	< 2	0.98 J	12	5.1	61	< 0.8	< 1	79.08
4/20/2009	5651166	8260	< 1	< 0.8	< 1	< 0.8	< 2	< 0.8	5	3 J	35	< 0.8	< 1	43
7/7/2009	5718465	8260	< 1	< 0.8	< 1	< 0.8	< 2	< 0.8	5.5	2.9 J	35	< 0.8	< 1	43.4
10/6/2009	5799010	8260	< 1	< 0.8	< 1	< 0.8	< 2	< 0.8	6.5	3.6 J	46	< 0.8	< 1	56.1
4/14/2010	5954139	8260	< 1	< 0.8	< 1	< 0.8	< 2	< 0.8	3.9 J	2.4 J	31	< 0.8	< 1	37.3
7/12/2010	6030558	8260	< 1	< 0.8	< 1	< 0.8	< 2	< 0.8	5.1	2.8 J	30	< 0.8	< 1	37.9
10/18/2010	6115530	8260	< 1	< 0.8	< 1	< 0.8	< 2	1.3 J	16	4.8 J	66	< 0.8	< 1	88.1
4/21/2011	6266005	8260	< 1	< 0.8	< 1	< 0.8	< 2	< 0.8	3.3 J	1.6 J	27	< 0.8	< 1	31.9
7/20/2011	6352277	8260	< 1	< 0.8	< 1	< 0.8	< 2	< 0.8	4.1 J	2.5 J	32	< 0.8	< 1	38.6
10/10/2011	6433666	8260	< 1	< 0.8	< 1	< 0.8	< 2	< 0.8	8.3	3.3 J	46	< 0.8	< 1	57.6
4/5/2012	6608275	8260	< 1	< 0.8	< 1	< 0.8	< 2	< 0.8	2.4 J	1.3 J	32	< 0.8	< 1	35.7
7/11/2012	6717352	8260	< 1	< 0.8	< 1	< 0.8	< 2	< 0.8	5.4	3.2 J	32	< 0.8	< 1	40.6
10/4/2012	6814364	8260	< 1	< 0.8	< 1	< 0.8	< 2	0.86 J	9.4	4 J	44	< 0.8	< 1	58.26
4/2/2013	7007576	8260	< 1	< 0.8	< 1	< 0.8	< 2	< 0.8	3.1 J	2.3 J	27	< 0.8	< 1	32.4
7/2/2013	7117035	8260	< 1	< 0.8	< 1	< 0.8	< 2	< 0.8	3.2 J	2.1 J	28	< 0.8	< 1	33.3
11/14/2013	7278188	8260	< 1	< 0.8	< 1	< 0.8	< 2	< 0.8	< 0.8	1.7 J	22	< 0.8	< 1	23.7
4/22/2014	7439163	8260	< 0.5	< 0.5	< 0.5	< 0.5	< 2	< 0.5	1.9	1.8	19	< 0.5	< 0.5	22.7
7/9/2014	7527878	8260	< 0.5	< 0.5	< 0.5	< 0.5	< 2	< 0.5	1.7	1.8	20	< 0.5	< 0.5	23.5
10/3/2014	7625300	8260	< 0.5	< 0.5	< 0.5	< 0.5	< 2	< 0.5	1.6	1.5	19	< 0.5	< 0.5	22.1
4/21/2015	7856502	8260	< 0.5	< 0.5	< 0.5	< 0.5	< 2	< 0.5	3	1.9	21	< 0.5	< 0.5	25.9
7/7/2015	7958384	SW8260C	< 0.5	< 0.5	< 0.5	< 0.5	< 2	< 0.5	2.2	1.4	15	< 0.5	< 0.5	18.6
10/6/2015	8079112	SW8260C	< 0.5	< 0.5	0.86 J	< 0.5	< 2	0.89 J	9.6	4.4	43	< 0.5	< 0.5	58.75
12/8/2016	240-73270-15	8260C	< 1.4	< 1.4	0.89 J	0.46 J	< 1.4	0.74 J	9.7	3.7	39	< 1.4	< 1.4	54.49
4/28/2017	240-78929-3	8260C	< 1.0	< 1.0	0.38 J	< 1.0	< 1.0	< 1.0	3	2.1	21	< 1.0	< 1.0	26.48
4/16/2018	240-94331-6	8260C	< 1.0	< 1.0	0.31 J	0.41 J	< 1.0	< 1.0	2	2	17	< 1.0	< 1.0	21.72
4/5/2019	240-110691-4	8260C	< 1.0	< 1.0	0.48 J	0.19 J	< 5.0	0.25 J	2.7	2.6	18	< 1.0	< 1.0	24.22
3/31/2020	240-128375-4	8260C	< 1	< 1	0.23 J	< 1.0	< 5	< 1.0	1.5	2.1	14	< 1.0	< 1.0	17.83
4/26/2021	240-148317-7	8260C	< 1.0	< 1.0	0.29 J	< 1.0	< 5.0	0.27 J	1.7 D	2.1	14 D	< 1.0	< 1.0	18.36
4/13/2022	240-165065-7	8260C	< 1.0	< 1.0	< 1.0	< 1.0	< 5.0	< 1.0	1.1	1.7	11	< 1.0	< 1.0	13.8
3/23/2023	240-182590-23	8260D	< 1.0	< 1.0	< 1.0	< 1.0	< 5.0	< 1.0	1.2	1.7	13	< 1.0	< 1.0	15.9
4/17/2024	240-203148-19	8260D	< 1.0	< 1.0	< 1.0	< 1.0	< 5.0	< 1.0	0.77 J	1.4	8.8	< 1.0	< 1.0	10.97

< - Indicates parameter was analyzed for, but not detected at or above the reporting limit
To Address the NYSDEC concerns regarding the presentation and plotting of non-detected values, the data for 2001 to 2004 has been reevaluated and interpreted as follows:

1) Non-detected concentrations have been represented as '<' for reporting purposes.
2) Total VOCs have been recalculated and represented as the sum of the detected parameters shown on this table.
3) The method change to 8260 was approved by the NYSDEC and changed in January 2005.

B - The analyte is present in the associated method blank.
D - Result reported from a secondary dilution analysis.
E - Concentration exceeds the calibration range; Result is estimated.
J - Indicates an estimated value.
µg/L - micrograms per liter

MONITORING WELL GROUNDWATER ANALYTICAL RESULT SUMMARY
FORMER CARBORUNDUM COMPANY
SANBORN, NEW YORK

Well ID: **B-11M**

Date	Lab Sample ID	Method	Carbon tetrachloride (µg/L)	Chloroform (µg/L)	1,1-Dichloroethane (µg/L)	1,1-Dichloroethene (µg/L)	Methylene chloride (µg/L)	trans-1,2-Dichloroethene (µg/L)	cis-1,2-Dichloroethene (µg/L)	1,1,1-Trichloroethane (µg/L)	Trichloroethene (µg/L)	Tetrachloroethene (µg/L)	Vinyl chloride (µg/L)	Total
1/1/1987		8260	< 0.2	< 0.4	< 0.2	< 0.2	< 0.2	< 5	26	0.2	440	< 5	< 0.2	466.2
4/1/1987		8260	< 0.2	< 0.2	< 0.2	< 0.2	< 0.2	< 5	39	< 0.2	170	< 5	< 0.2	209
7/1/1987		8260	< 0.4	< 20	< 0.4	1.3	< 0.2	< 5	310	2.2	2100	< 5	< 0.6	2413.5
10/1/1987		8260	< 1	< 4	< 1	< 1	< 1	< 5	150	< 1	4500	< 5	< 2	4650
2/1/1988		8260	< 1	< 1	< 1	< 1	< 6	< 5	120	< 1	650	< 5	< 1	770
8/1/1988		8260	< 1	< 1	< 1	< 1	< 1	< 5	350	< 1	1200	< 5	< 2	1550
11/1/1988		8260	< 1	< 1	< 1	< 1	< 1	< 5	110	< 1	1900	< 5	< 1	2010
1/1/1989		8260	< 0.1	< 5	< 0.07	< 0.1	< 0.1	0.6	23	< 0.03	540	9.9	< 0.2	573.5
4/1/1989		8260	< 0.1	< 0.05	< 0.07	< 0.03	< 0.1	< 0.1	9	< 0.03	520	3.3	< 0.2	532.3
7/1/1989		8260	< 1.2	1.1	< 0.7	< 1.3	< 2.5	< 1	9.9	< 0.3	290	3.1	< 1.8	304.1
10/1/1989		8260	< 10	< 5	< 7	< 10	< 10	5.4	80	< 3	1600	20	< 10	1705.4
1/1/1990		8260	< 1	2.2	< 0.7	< 1	8	1.8	23	< 0.3	360	6.6	< 1	401.6
4/1/1990		8260	< 1	< 0.5	< 0.7	< 1	< 5	< 1	11	< 0.3	130	3.3	< 1	144.3
7/1/1990		8260	< 10	< 5	< 7	< 10	< 50	< 10	140	< 3	2900	100	< 10	3140
10/1/1990		8260	< 10	< 5	< 7	< 10	< 5	< 10	67	< 3	1100	3.7	< 10	1170.7
1/1/1991		8260	< 1	< 0.5	< 0.7	< 1	< 5	< 1	30	< 3	380	5.5	< 1	415.5
5/1/1991		8260	< 12	< 5	< 7	< 13	< 25	< 10	18	< 3	300	< 3	< 18	318
7/1/1991		8260	< 12	< 5	< 7	< 13	< 25	< 10	130	< 3.1	3900	150	< 18	4180
10/1/1991		8260	< 12	< 5	< 7	< 13	< 25	< 10	52	< 3	530	9.8	< 18	591.8
1/1/1992		8260	< 120	< 50	< 70	< 130	< 250	< 100	< 100	< 30	400	< 30	< 180	400
4/1/1992		8260	< 120	< 50	< 70	< 130	< 250	< 100	< 100	< 30	230	< 30	< 180	230
7/1/1992		8260	< 120	< 50	< 70	< 130	< 250	< 100	< 100	< 50	4500	< 30	< 180	4500
10/1/1992		8260	< 1.2	0.64	< 0.7	< 1.3	< 2.5	4.1	83	0.41	810	11	< 1.8	909.15
1/1/1993		8260	< 12	< 5	< 7	< 13	< 25	< 10	110	6.2 *	1800	92	< 18	2008.2
3/30/1993		8260	< 1.2	< 0.5	< 0.7	< 1.3	< 2.5	< 1	19	< 0.5	150	5.1	< 1.8	174.1
5/5/1993		8260	< 1.2	0.85	< 0.7	< 1.3	< 2.5	4.5	120	1.2	1100	24	< 1.8	1250.55
6/4/1993		8260	< 12	< 5	< 7	< 13	44	< 10	95	< 5	2300	34	< 18	2473
6/29/1993		8260	< 1.2	0.51	< 0.7	< 1.3	< 2.5	2.9	100	2.3	1100	14	< 1.8	1219.71
8/5/1993		8260	< 12	< 5	< 7	< 13	< 25	< 10	32	< 5	590	5.4	< 18	627.4
9/1/1993		8260	< 12	< 5	< 7	< 13	< 25	< 10	46	< 5	670	5.4	< 18	721.4
10/5/1993		8260	< 12	< 5	< 7	< 13	< 25	< 10	41	< 50	680	9.5	< 18	730.5
7/6/1994		8260	< 1.2	< 0.5	< 0.7	< 1.3	< 2.5	2.1	37	0.75	460	5.9	2.9	508.65
6/27/1995		8260	< 20	< 20	< 20	< 20	< 20	< 20	20	< 20	1700	< 20	< 40	1720
7/16/1996		8260	< 12	< 5	< 10	< 7	< 25	< 10	21	< 6.4	710	< 7.9	< 18	731
7/9/1997		8260	< 12	6.7	< 10	< 7	< 25	< 10	15	< 6.4	750	< 7.9	< 18	771.7
7/23/1998		8260	< 12	< 5	< 10	< 7	< 25	< 10	13	< 6.4	660	< 7.9	< 18	673
7/20/1999		8260	< 12	< 5	< 10	< 7	< 25	< 10	12	< 6.4	310	< 7.9	< 18	322
7/13/2000	A0492202	8021	< 4	< 4	< 4	< 4	9.7	< 4	27	< 4	430	< 4	< 4	466.7
7/10/2001	A1648706	8021	< 4	< 4	< 4	< 4	12	< 4	21	< 4	270	< 4	< 4	303
7/16/2002	A2722909	8021	< 20	< 20	< 20	< 20	< 20	< 20	230	< 20	1500	< 20	< 20	1730
7/10/2003	A3654302	8021	< 14	< 4.6	< 5	< 8.2	< 18	< 7.7	160	< 9.3	990	< 16	< 6.5	1150
7/7/2004	A4636802	8021	< 14	< 2.5	< 2.1	< 8.2	< 4.5	< 5	200	< 3	1600	35	< 8.9	1835
7/14/2005	A5740602	8260/5M	< 1.2	< 1	< 1	1.4	< 2.5	2.7	310 D	< 1	2000 D	87	1.3 J	2402.4
7/14/2006	6G14010-04	8260	< 10	< 10	< 10	< 10	< 20	< 10	189	< 10	1090	30	< 20	1309
7/16/2007	7G17015-08	8260	< 10	< 10	< 10	< 10	< 20	< 10	155	< 10	1150	67	< 20	1372
7/24/2008	5424624	8260	< 1	< 0.8	< 1	< 0.8	< 2	0.87 J	170	< 0.8	700	21	< 1	891.87

< - Indicates parameter was analyzed for, but not detected at or above the reporting limit
To Address the NYSDEC concerns regarding the presentation and plotting of non-detected values, the data for 2001 to 2004 has been reevaluated and interpreted as follows:
1) Non-detected concentrations have been represented as '<' for reporting purposes.
2) Total VOCs have been recalculated and represented as the sum of the detected parameters shown on this table.
3) The method change to 8260 was approved by the NYSDEC and changed in January 2005.

B - The analyte is present in the associated method blank.
D - Result reported from a secondary dilution analysis.
E - Concentration exceeds the calibration range; Result is estimated.
J - Indicates an estimated value.
µg/L - micrograms per liter

Well ID: **B-11M**

Date	Lab Sample ID	Method	Carbon tetrachloride (µg/L)	Chloroform (µg/L)	1,1-Dichloroethane (µg/L)	1,1-Dichloroethene (µg/L)	Methylene chloride (µg/L)	trans-1,2-Dichloroethene (µg/L)	cis-1,2-Dichloroethene (µg/L)	1,1,1-Trichloroethane (µg/L)	Trichloroethene (µg/L)	Tetrachloroethene (µg/L)	Vinyl chloride (µg/L)	Total
7/7/2009	5718478	8260	< 1	< 0.8	< 1	< 0.8	< 2	1.8 J	76	< 0.8	470	21	< 1	568.8
7/12/2010	6030557	8260	< 1	< 0.8	< 1	< 0.8	< 2	1.5 J	83	< 0.8	500	26	< 1	610.5
7/18/2011	6348762	8260	< 1	< 0.8	< 1	< 0.8	< 2	2.1 J	60	< 0.8	370	20	< 1	452.1
7/10/2012	6716079	8260	< 1	< 0.8	< 1	< 0.8	< 2	1.4 J	27	< 0.8	270	15	< 1	313.4
7/2/2013	7117036	8260	< 1	< 0.8	< 1	< 0.8	< 2	< 0.8	4.3 J	< 0.8	81	4.4 J	< 1	89.7
7/9/2014	7527874	8260	< 0.5	21	< 0.5	< 0.5	< 2	< 0.5	< 0.5	< 0.5	2.3	< 0.5	< 0.5	23.3
7/6/2015	7956058	SW8260C	< 0.5	2.2	< 0.5	< 0.5	< 2	1	38	< 0.5	380	23	< 0.5	444.2
12/12/2016	240-73361-3	8260C	< 2.5	0.98 J	< 2.5	< 2.5	3.6	< 2.5	3.3	< 2.5	62	1.5 J	< 2.5	71.38
5/1/2017	240-78974-2	8260C	< 2.5	< 2.5	< 2.5	< 2.5	< 2.5	< 2.5	6.7	< 2.5	91	3.4	< 2.5	101.1
4/13/2018	240-94116-19	8260C	< 3.3	< 3.3	< 3.3	< 3.3	7.5	< 3.3	11	< 3.3	100	3.3	< 3.3	121.8
4/5/2019	240-110691-2	8260C	< 2.5	< 2.5	< 2.5	< 2.5	< 13	< 2.5	6.2	< 2.5	63	2.1 J	< 2.5	71.3
4/1/2020	240-128428-3	8260C	< 10	< 10	< 10	< 10	< 50	< 10	16	< 10	190	7.4 J	< 10	213.4
4/27/2021	240-148317-8	8260C	< 10	< 10	< 10	< 10	< 50	< 10	23	< 10	210	9.6 J	< 10	242.6
4/13/2022	240-165065-6	8260C	< 3.3	< 3.3	< 3.3	< 3.3	< 17	< 3.3	9.6	< 3.3	140	9.1	< 3.3	158.7
3/23/2023	240-182590-28	8260D	< 2.0	< 2.0	< 2.0	< 2.0	< 10	< 2.0	7.3	< 2.0	98	5.2	< 2.0	110.5
4/17/2024	240-203148-17	8260D	< 2.0	< 2.0	< 2.0	< 2.0	< 10	< 2.0	13	< 2.0	160	8.8	< 2.0	181.8

< - Indicates parameter was analyzed for, but not detected at or above the reporting limit
To Address the NYSDEC concerns regarding the presentation and plotting of non-detected values, the data for 2001 to 2004 has been reevaluated and interpreted as follows:

1) Non-detected concentrations have been represented as '<' for reporting purposes.
2) Total VOCs have been recalculated and represented as the sum of the detected parameters shown on this table.
3) The method change to 8260 was approved by the NYSDEC and changed in January 2005.

B - The analyte is present in the associated method blank.
D - Result reported from a secondary dilution analysis.
E - Concentration exceeds the calibration range; Result is estimated.
J - Indicates an estimated value.
µg/L - micrograms per liter

MONITORING WELL GROUNDWATER ANALYTICAL RESULT SUMMARY
FORMER CARBORUNDUM COMPANY
SANBORN, NEW YORK

Well ID: **B-12M**

Date	Lab Sample ID	Method	Carbon tetrachloride (µg/L)	Chloroform (µg/L)	1,1-Dichloroethane (µg/L)	1,1-Dichloroethene (µg/L)	Methylene chloride (µg/L)	trans-1,2-Dichloroethene (µg/L)	cis-1,2-Dichloroethene (µg/L)	1,1,1-Trichloroethane (µg/L)	Trichloroethene (µg/L)	Tetrachloroethene (µg/L)	Vinyl chloride (µg/L)	Total
1/1/1987		8260	< 0.4	< 2	11	< 0.8	< 0.2	< 5	95	13	80	< 5	4.8	203.8
4/1/1987		8260	< 0.2	< 0.2	7	< 0.2	< 0.2	< 5	91	7.8	130	< 5	< 0.2	235.8
7/1/1987		8260	< 20	< 400	250	< 40	61	< 5	11000	490	10000	< 5	62	21863
10/1/1987		8260	< 20	< 50	120	10	10	< 5	1600	140	9900	< 5	44	11824
2/1/1988		8260	< 1	< 4	15	< 2	< 1	< 5	280	20	890	< 5	13	1218
8/1/1988		8260	< 1	< 1	46	< 1	< 1	< 5	390	56	840	< 5	76	1408
11/1/1988		8260	< 10	< 10	120	38	< 10	< 5	6600	270	2200	< 5	1400	10628
1/1/1989		8260	< 1.2	< 5	47	7	0.8	23	700	80	870	< 0.3	28	1755.8
4/1/1989		8260	< 0.1	< 0.05	7	1.5	< 0.1	1.4	40	< 0.03	150	< 0.03	< 0.2	199.9
7/1/1989		8260	< 1.2	< 0.5	21	1.3	< 2.5	< 1	370	< 0.3	570	< 0.3	55	1017.3
10/1/1989		8260	< 25	< 13	160	23	< 25	14	1000	230	2500	< 7.5	100	4027
1/1/1990		8260	< 25	< 13	38	< 25	< 130	< 25	440	31	890	< 7.5	< 25	1399
4/1/1990		8260	< 5	< 2.5	25	< 5	< 25	< 5	240	26	410	< 1.5	< 5	701
7/1/1990		8260	< 5	< 2.5	41	< 5	< 25	< 5	490	29	640	< 1.5	32	1232
10/1/1990		8260	< 5	< 2.5	2200	73	< 5	17	1100	210	2200	< 1.5	75	5875
1/1/1991		8260	< 5	< 2.5	46	7.6	< 25	5	380	43	810	< 1.5	14	1305.6
5/1/1991		8260	< 120	< 50	< 70	< 130	< 25	< 100	370	42	910	< 30	< 180	1322
7/1/1991		8260	< 120	< 50	< 70	< 130	< 250	< 100	220	130	970	< 30	< 180	1320
10/1/1991		8260	< 1200	< 500	< 700	< 1300	< 2500	< 1000	6600	< 300	7800	< 300	< 1800	14400
1/1/1992		8260	< 240	< 100	360	< 260	< 500	< 200	5800	540	8600	< 60	< 360	15300
4/1/1992		8260	< 240	< 100	< 140	< 260	< 500	< 200	580	< 60	1600	< 60	< 360	2180
7/1/1992		8260	< 120	< 50	< 70	< 130	< 250	< 100	570	< 100	1200	< 30	< 180	1770
10/1/1992		8260	< 12	< 5	14	< 13	< 25	< 10	310	27	810	< 3	< 18	1161
1/1/1993		8260	< 12	< 5	50	< 13	< 25	< 10	440	20	670	< 3	< 18	1180
3/30/1993		8260	< 12	< 5	58	19	< 25	15	2400	39	560	< 3	440	3531
6/3/1993		8260	< 12	< 5	120	56	30	78	12000	95	2200	< 3	1100	15679
6/28/1993		8260	< 24	< 10	120	< 26	< 50	42	5800	100	590	< 6	490	7142
7/18/2002	A2732704	8021	< 1.2	< 1	1	< 1	< 2.5	< 1	30	1.4	74	< 1	< 1.8	106.4
7/2/2003	A3639710	8021	< 1.2	< 1	8.3	1.8	< 2.5	3.8	87 D	26	82	< 1	< 1.8	208.9
6/29/2004	A4614512	8021	< 2.9	< 1	4	< 1.6	< 2.5	2.7	71	8.3	240	< 1	< 1.8	326
7/8/2005	A5715203	8260/5M	< 1.2	< 1	0.56 J	< 1	< 2.5	< 1	7.3	1.1	30	< 1	< 1.8	38.96
7/18/2006	6G19003-15	8260	< 1	< 1	9	3	5 B	4	164	8	581 D	< 1	6	780
7/9/2007	7G10002-04	8260	< 1	< 1	1	< 1	< 2	< 1	20	2	77	< 1	< 2	100
7/16/2008	5417452	8260	< 2	< 1.6	69	13	< 4	7.8 J	560	110	1600	< 1.6	17	2376.8
7/13/2009	5722292	8260	< 2	< 1.6	37	4.3 J	< 4	7.1 J	290	78	660	< 1.6	< 2	1076.4
7/12/2010	6030550	8260	< 2	< 1.6	34	8.5 J	< 4	6.4 J	370	64	1700	< 1.6	2.1 J	2185
7/13/2011	6343978	8260	< 2	< 1.6	8.9 J	2.7 J	< 4	3.2 J	120	14	650	< 1.6	< 2	798.8
7/16/2012	6722027	8260	< 1	< 0.8	29	7.8	< 2	8.6	280	35	1700	< 0.8	< 1	2060.4
7/9/2013	7122571	8260	< 1	< 0.8	4.7 J	1.8 J	< 2	2.1 J	80	8.8	490	< 0.8	< 1	587.4
7/8/2014	7526296	8260	< 0.5	< 0.5	2.4	1.1	< 2	1.5	53	2.7	320	< 0.5	< 0.5	380.7
7/8/2015	7960011	SW8260C	< 0.5	< 0.5	< 0.5	< 0.5	< 2	< 0.5	1	< 0.5	7.9	< 0.5	< 0.5	8.9
5/2/2017	240-79083-3	8260C	< 4.0	< 4.0	< 4.0	< 4.0	< 4.0	< 4.0	14	1.1 J	140	< 4.0	< 4.0	155.1
11/2/2017	240-87694-1	8260C	< 4.0	< 4.0	2.7 J	< 4.0	< 4.0	1.5 J	53	4.3	300 D	< 4.0	< 4.0	361.5
4/17/2018	240-94331-13	8260C	< 2.5	< 2.5	< 2.5	< 2.5	< 2.5	< 2.5	10	0.79 J	82	< 2.5	< 2.5	92.79
4/9/2019	240-110803-17	8260C	< 10	< 10	8.2 J	2.2 J	< 50	< 10	49	54	250	< 10	< 10	363.4
11/22/2019	240-122893-9	624.1_L	< 4.0	< 4.0	2.7 J	1.1 J	< 20	0.93 J	39	12	200	< 4.0	< 4.0	255.73

< - Indicates parameter was analyzed for, but not detected at or above the reporting limit
To Address the NYSDEC concerns regarding the presentation and plotting of non-detected values, the data for 2001 to 2004 has been reevaluated and interpreted as follows:
1) Non-detected concentrations have been represented as '<' for reporting purposes.
2) Total VOCs have been recalculated and represented as the sum of the detected parameters shown on this table.
3) The method change to 8260 was approved by the NYSDEC and changed in January 2005.

B - The analyte is present in the associated method blank.
D - Result reported from a secondary dilution analysis.
E - Concentration exceeds the calibration range; Result is estimated.
J - Indicates an estimated value.
µg/L - micrograms per liter

Well ID: **B-12M**

Date	Lab Sample ID	Method	Carbon tetrachloride (µg/L)	Chloroform (µg/L)	1,1-Dichloroethane (µg/L)	1,1-Dichloroethene (µg/L)	Methylene chloride (µg/L)	trans-1,2-Dichloroethene (µg/L)	cis-1,2-Dichloroethene (µg/L)	1,1,1-Trichloroethane (µg/L)	Trichloroethene (µg/L)	Tetrachloroethene (µg/L)	Vinyl chloride (µg/L)	Total
4/1/2020	240-128428-2	8260C	< 5.0	< 5.0	1.7 J	< 5.0	< 25	< 5.0	26	5	150	< 5.0	< 5.0	182.7
4/23/2021	240-148185-3	8260C	< 5.0	< 5.0	2.7 J	1.2 J	< 25	1.2 J	71	4.9 J	440 D	< 5.0	< 5.0	521
10/28/2021	240-159076-15	8260C	< 10	< 10	6.5 J	< 10	< 50	< 10	150	27	1100 D	< 10	< 10	1283.5
4/14/2022	240-165119-7	8260C	< 4.0	< 4.0	< 4.0	< 4.0	< 20	< 4.0	29	2.4 J	160	< 4.0	< 4.0	191.4
3/23/2023	240-182590-4	8260D	< 10	< 10	< 10	< 10	< 50	< 10	29	< 10	160	< 10	< 10	189
10/18/2023	240-194049-9	8260D	< 10	< 10	< 10	< 10	< 50	< 10	110	< 10	630	< 10	< 10	740
4/18/2024	240-203148-33	8260D	< 3.3	< 3.3	< 3.3	< 3.3	< 17	< 3.3	12	< 3.3	79	< 3.3	< 3.3	91

< - Indicates parameter was analyzed for, but not detected at or above the reporting limit
To Address the NYSDEC concerns regarding the presentation and plotting of non-detected values, the data for 2001 to 2004 has been reevaluated and interpreted as follows:

1) Non-detected concentrations have been represented as '<' for reporting purposes.
2) Total VOCs have been recalculated and represented as the sum of the detected parameters shown on this table.
3) The method change to 8260 was approved by the NYSDEC and changed in January 2005.

B - The analyte is present in the associated method blank.
D - Result reported from a secondary dilution analysis.
E - Concentration exceeds the calibration range; Result is estimated.
J - Indicates an estimated value.
µg/L - micrograms per liter

MONITORING WELL GROUNDWATER ANALYTICAL RESULT SUMMARY
FORMER CARBORUNDUM COMPANY
SANBORN, NEW YORK

Well ID: **B-13M**

Date	Lab Sample ID	Method	Carbon tetrachloride (µg/L)	Chloroform (µg/L)	1,1-Dichloroethane (µg/L)	1,1-Dichloroethene (µg/L)	Methylene chloride (µg/L)	trans-1,2-Dichloroethene (µg/L)	cis-1,2-Dichloroethene (µg/L)	1,1,1-Trichloroethane (µg/L)	Trichloroethene (µg/L)	Tetrachloroethene (µg/L)	Vinyl chloride (µg/L)	Total
1/1/1987		8260	< 2	< 40	5.2	2.8	< 1	< 5	1800	8	160	< 5	54	2030
4/1/1987		8260	< 1	< 40	21	20	960	< 5	5000	28	640	< 5	840	7509
7/1/1987		8260	< 4	< 100	33	25	< 2	< 5	4600	37	280	< 5	270	5245
10/1/1987		8260	< 5	< 200	27	14	< 1	< 5	6900	37	640	< 5	200	7818
2/1/1988		8260	< 4	< 200	62	36	< 4	< 5	8800	39	570	< 5	510	10017
8/1/1988		8260	< 4	< 4	970	39	< 4	< 5	14000	48	670	< 5	1100	16827
11/1/1988		8260	< 20	< 40	110	63	47	< 5	21000	79	910	< 5	1400	23609
4/1/1989		8260	< 0.1	< 0.05	19	13	< 0.1	9.1	1800	< 0.03	210	< 0.03	170	2221.1
7/1/1989		8260	< 10	< 5	50	31	< 10	31	6300	< 3	430	< 3	730	7572
10/1/1989		8260	< 50	< 25	62	57	< 50	47	7700	< 15	500	< 15	730	9096
1/1/1990		8260	< 50	< 25	59	62	< 250	59	7800	< 15	450	< 15	500	8930
4/1/1990		8260	< 25	< 13	33	< 25	< 130	< 25	4700	< 7.5	150	< 7.5	370	5253
7/1/1990		8260	< 250	< 125	< 175	< 250	< 1300	< 250	11000	< 75	710	< 75	2300	14010
10/1/1990		8260	< 25	< 13	80	49	< 25	40	10000	210	270	< 7.5	980	11629
1/1/1991		8260	< 25	< 13	< 18	< 25	< 130	< 25	8000	110	220	< 7.5	500	8830
5/1/1991		8260	< 240	< 100	< 140	< 260	< 500	< 200	7100	< 60	< 240	< 60	830	7930
7/1/1991		8260	< 240	< 100	< 140	< 260	< 500	< 200	8700	< 60	300	< 60	810	9810
10/1/1991		8260	< 1200	< 500	< 700	< 1300	< 2500	< 1000	7700	< 300	< 1200	< 300	< 1800	7700
1/1/1992		8260	< 120	< 50	< 70	< 130	< 250	< 100	4000	< 30	220	< 30	300	4520
4/1/1992		8260	< 120	< 50	< 70	< 130	< 250	< 100	8300	< 30	1500	< 30	1500	11300
7/1/1992		8260	< 120	< 50	< 70	< 130	< 250	< 100	4600	< 100	< 120	< 30	650	5250
10/1/1992		8260	< 12	< 5	61	28	< 25	14	6600	40	670	< 3	600	8013
1/1/1993		8260	< 12	< 5	37	15	< 25	14	3300	14	160	< 3	250	3790
3/29/1993		8260	< 12	< 5	< 7	< 13	< 25	< 10	1200	< 5	< 12	< 3	300	1500
5/5/1993		8260	< 12	< 5	92	65	< 25	54	1000	16	140	< 3	2700	4067
6/3/1993		8260	< 12	< 5	91	70	35	84	9200	16	110	< 3	9500	19106
6/28/1993		8260	< 120	< 50	150	< 130	< 250	100	11000	70	300	< 30	3400	15020
8/5/1993		8260	< 120	< 50	< 70	< 130	< 250	< 100	10000	< 50	< 160	< 30	1700	11700
10/7/1993		8260	< 120	< 50	< 70	< 130	< 250	< 100	10000	< 50	< 120	< 30	2000	12000
7/7/1994		8260	< 1.2	< 0.5	50	39	< 2.5	39	7500 E	4.8	240	< 0.3	660	8532.8
6/27/1995		8260	< 40	< 40	< 40	< 40	< 40	< 40	3200	< 40	200	< 40	< 80	3400
7/16/1996		8260	< 120	< 50	< 100	< 70	< 250	< 100	4000	< 64	410	< 79	< 180	4410
7/9/1997		8260	< 120	< 78	< 100	< 70	< 250	< 100	1300	< 64	280	< 79	< 180	1580
7/24/1998		8260	< 120	< 50	< 100	< 70	< 250	< 100	1700	< 64	310	< 79	< 180	2010
7/19/1999		8260	< 12	< 5	< 10	< 7	< 25	43	1300	< 6.4	280	< 7.9	< 18	1623
7/11/2000	A0483108	8021	< 1.2	< 1	5.8	3.4	< 2.5	21	510	0.57 J	120	< 1	0.76 J	661.53
4/19/2001	A1361310	624	< 1.2	< 1.5	< 1.8	< 1.4	< 2.5	2.6	67	< 1.1	12	< 1.1	< 1.8	81.6
7/12/2001	A1663807	8021	< 4	7.6	< 4	< 4	5.5	14	720	< 4	120	< 4	< 4	867.1
7/16/2002	A2722911	8021	< 4	< 4	< 4	< 4	14	18	1000	< 4	140	< 4	< 4	1172
4/22/2003	A3376301	8021	< 14	< 4.6	< 5	< 8.2	22	14	1400	< 9.3	1400	< 16	82	2918
7/18/2003	A3689003	8021	< 14	< 4.6	10	< 8.2	< 18	12	1300	< 9.3	470	< 16	48	1840
10/22/2003	A3A21905	8021	< 14	< 2.5	12	< 8.2	< 4.5	10	1600	< 3	310	< 1.1	71	2003
4/27/2004	A4387501	8021	< 14	< 2.5	< 2.1	< 8.2	< 4.5	16	1100	< 3	89	< 1.1	34	1239
7/13/2004	A4663801	8021	< 12	42	16	19	30	27	950	< 2.4	200	< 1	40	1324
10/13/2004	A4A09403	8021	< 1	< 1	18	5.8	1.5 B	14	760 D	2.4	250 D	< 1	21	1072.7
4/19/2005	A5387404	8260	< 1.9	< 3.2	21	6.9	< 4	10	1100 D	2.6	440 D	< 2.5	22	1602.5

< - Indicates parameter was analyzed for, but not detected at or above the reporting limit
To Address the NYSDEC concerns regarding the presentation and plotting of non-detected values, the data for 2001 to 2004 has been reevaluated and interpreted as follows:
1) Non-detected concentrations have been represented as '<' for reporting purposes.
2) Total VOCs have been recalculated and represented as the sum of the detected parameters shown on this table.
3) The method change to 8260 was approved by the NYSDEC and changed in January 2005.

B - The analyte is present in the associated method blank.
D - Result reported from a secondary dilution analysis.
E - Concentration exceeds the calibration range; Result is estimated.
J - Indicates an estimated value.
µg/L - micrograms per liter

Well ID: **B-13M**

Date	Lab Sample ID	Method	Carbon tetrachloride (µg/L)	Chloroform (µg/L)	1,1-Dichloroethane (µg/L)	1,1-Dichloroethene (µg/L)	Methylene chloride (µg/L)	trans-1,2-Dichloroethene (µg/L)	cis-1,2-Dichloroethene (µg/L)	1,1,1-Trichloroethane (µg/L)	Trichloroethene (µg/L)	Tetrachloroethene (µg/L)	Vinyl chloride (µg/L)	Total
7/21/2005	A5768401	8260/5M	< 2.7	< 3.4	8.5	8.4	< 4.4	24	640 D	< 2.6	300	< 3.6	9	989.9
10/20/2005	A5B92004	8260	< 2.7	< 3.4	6.7	< 2.9	6.5 B	20	640 D	< 2.6	210	< 3.6	13	896.2
1/24/2006	A6089113	8260	< 1.2	< 1.3	2.8	< 1.2	4.2	2.3	230	< 1	81	< 1.4	4.7	325
4/18/2006	6D19002-03	8260	< 1	< 1	3	1	< 2	5	321 D	< 1	137	< 1	5	472
7/14/2006	6G14010-05	8260	< 1	< 1	7	5	9	20	838 D	< 1	202	< 1	59	1140
10/11/2006	6J12003-01	8260	< 1	< 1	3	2	< 2	8	368 D	< 1	73	< 1	19	473
1/10/2007	7A11003-05	8260	< 1	< 1	2	< 1	< 2	2	225 D	< 1	84	< 1	7	320
4/12/2007	7D13007-01	8260	< 1	< 1	1	< 1	< 2	3	152	< 1	63	< 1	8	227
7/12/2007	7G13019-08	8260	< 1	< 1	3	2	< 2	10	437 D	< 1	127	< 1	25	604
10/9/2007	7J10006-02	8260	< 4	< 4	< 4	< 4	< 8	9	413	< 4	122	< 4	27	571
1/8/2008	8A09005-01	8260	< 5	< 5	< 5	< 5	< 10	< 5	241	< 5	59	< 5	< 10	300
4/10/2008	8D11008-03	8260	< 5	< 5	7	< 5	12	6	536	< 5	456	< 5	18	1035
7/24/2008	5424627	8260	< 1	< 0.8	4.4 J	4.2 J	< 2	14	660	< 0.8	210	< 0.8	33	925.6
10/15/2008	5499970	8260	< 1	< 0.8	3.7 J	2.6 J	< 2	12	470	< 0.8	180	< 0.8	6.1	674.4
1/14/2009	5577590	8260	< 1	< 0.8	4.9 J	2.1 J	< 2	3.6 J	260	3.4 J	270	< 0.8	3.4 J	547.4
4/14/2009	5646770	8260	< 1	< 0.8	5.2	3.1 J	< 2	7	460	3.2 J	460	< 0.8	17	955.5
7/9/2009	5720678	8260	< 1	< 0.8	4.7 J	3.7 J	< 2	14	640	0.92 J	230	< 0.8	39	932.32
10/5/2009	5797965	8260	< 1	< 0.8	4.5 J	3 J	< 2	9.7	520	< 0.8	180	< 0.8	33	750.2
1/25/2010	5892345	8260	< 1	< 0.8	< 1	< 0.8	< 2	< 0.8	59	< 0.8	71	< 0.8	1.6 J	131.6
4/13/2010	5953086	8260	< 1	< 0.8	4.2 J	2.6 J	< 2	5.8	360	2.3 J	340	< 0.8	19	733.9
7/14/2010	6032692	8260	< 1	< 0.8	3.3 J	2 J	< 2	8	430	< 0.8	140	< 0.8	24	607.3
10/14/2010	6113372	8260	< 1	< 0.8	6	4.7 J	< 2	18	740	1.2 J	240	< 0.8	13	1022.9
1/25/2011	6191897	8260	< 1	< 0.8	3.4 J	0.8 J	< 2	2.7 J	200	< 0.8	68	< 0.8	4.5 J	279.4
4/18/2011	6261651	8260	< 1	< 0.8	22	4.7 J	< 2	4.8 J	500	3 J	490	< 0.8	15	1039.5
7/12/2011	6342652	8260	< 1	< 0.8	12	3.9 J	< 2	7.4	450	1.5 J	380	< 0.8	16	870.8
10/11/2011	6434702	8260	< 2	< 1.6	8.8 J	5.2 J	< 4	15	770	< 1.6	350	< 1.6	8.6 J	1157.6
1/25/2012	6532442	8260	< 1	< 0.8	47	10	< 2	9.6	780	5.2	870	0.91 J	24	1746.71
4/10/2012	6612005	8260	< 1	< 0.8	2 J	1.6 J	< 2	4.3 J	440	< 0.8	6	< 0.8	140	593.9
7/18/2012	6726437	8260	< 1	< 0.8	7.3	4.3 J	< 2	14	630	0.96 J	260	< 0.8	27	943.56
10/2/2012	6810732	8260	< 1	< 0.8	7.5	4.3 J	< 2	16	770	< 0.8	240	< 0.8	9.9	1047.7
1/22/2013	6931415	8260	< 1	< 0.8	30	4.4 J	< 2	4.8 J	420	5.5	420	< 0.8	15	899.7
4/3/2013	7010220	8260	< 1	< 0.8	21	3.6 J	< 2	4.6 J	370	4 J	380	< 0.8	32	815.2
7/8/2013	7120723	8260	< 1	< 0.8	26	5.2	< 2	4.2 J	460	4.2 J	610	1.5 J	17	1128.1
11/13/2013	7276545	8260	< 1	< 0.8	4.9 J	1 J	< 2	1.2 J	160	1.1 J	190	< 0.8	6.8	365
1/16/2014	7340024	8260	< 1	< 0.8	1.9 J	< 0.8	< 2	< 0.8	96	< 0.8	120	< 0.8	2.7 J	220.6
4/23/2014	7440680	8260	< 0.5	< 0.5	12	4.5	< 2	5.8	510	2.9	650	1.4	20	1206.6
7/8/2014	7526286	8260	< 0.5	< 0.5	1.5	0.62 J	< 2	1.6	96	< 0.5	90	< 0.5	3.4	193.12
10/3/2014	7625308	8260	< 0.5	< 0.5	0.98 J	< 0.5	< 2	1.2	91	< 0.5	44	< 0.5	1.3	138.48
1/7/2015	7732746	8260	< 0.5	< 0.5	1.9	0.72 J	< 2	1.4	120	0.87 J	140	< 0.5	8.2	273.09
4/16/2015	7850970	8260	1.4	< 0.5	18	5.8	< 2	5.9	530	7.9	1000	2	14	1585
7/8/2015	7960009	SW8260C	< 0.5	< 0.5	0.77 J	< 0.5	< 2	0.66 J	57	< 0.5	52	< 0.5	3.2	113.63
10/5/2015	8077927	SW8260C	< 0.5	< 0.5	4.5	3	< 2	10	450	1.2	240	< 0.5	16	724.7
1/6/2016	8197846	SW8260C	< 0.5	< 0.5	4.5	2.7	< 2	8.7	450	0.78 J	190	< 0.5	5.8	662.48
12/9/2016	240-73270-18	8260C	< 33	< 33	< 33	< 33	< 33	13 J	750	< 33	260	< 33	< 33	1023
4/26/2017	240-78855-6	8260C	< 13	< 13	10 J	< 13	< 13	5.5 J	390	< 13	260	< 13	8.7 J	674.2
4/16/2018	240-94331-4	8260C	< 20	< 20	17 J	< 20	< 20	< 20	440	< 20	560	< 20	41	1058
4/3/2019	240-110627-4	8260C	< 25	< 25	< 25	< 25	< 130	< 25	980	< 25	940	< 25	< 25	1920
3/30/2020	240-128375-6	8260C	< 20	< 20	47	12 J	< 100	8.1 J	990	12 J	2900 D	6.9 J	< 20	3976
10/27/2020	240-139061-9	8260C	< 13	< 13	5.6 J	3.9 J	< 63	15	580	< 13	280	< 13	4.8 J	889.3

< - Indicates parameter was analyzed for, but not detected at or above the reporting limit
To Address the NYSDEC concerns regarding the presentation and plotting of non-detected values, the data for 2001 to 2004 has been reevaluated and interpreted as follows:

1) Non-detected concentrations have been represented as '<' for reporting purposes.
2) Total VOCs have been recalculated and represented as the sum of the detected parameters shown on this table.
3) The method change to 8260 was approved by the NYSDEC and changed in January 2005.

B - The analyte is present in the associated method blank.
D - Result reported from a secondary dilution analysis.
E - Concentration exceeds the calibration range; Result is estimated.
J - Indicates an estimated value.
µg/L - micrograms per liter

Well ID: **B-13M**

Date	Lab Sample ID	Method	Carbon tetrachloride (µg/L)	Chloroform (µg/L)	1,1-Dichloroethane (µg/L)	1,1-Dichloroethene (µg/L)	Methylene chloride (µg/L)	trans-1,2-Dichloroethene (µg/L)	cis-1,2-Dichloroethene (µg/L)	1,1,1-Trichloroethane (µg/L)	Trichloroethene (µg/L)	Tetrachloroethene (µg/L)	Vinyl chloride (µg/L)	Total
4/22/2021	240-148022-3	8260C	< 13	< 13	16 D	7.5 J	< 63	7.9 J	630	4.4 J	810	3.0 J	16	1494.8
6/29/2021	240-152171-2	8260C	< 13	< 13	< 13	< 13	< 63	7.2 J	370	< 13	230	< 13	8.1 J	615.3
7/27/2021	240-153558-2	8260C	< 50	< 50	24 J	< 50	< 250	< 50	1100	26 J	1900	< 50	< 50	3050
8/23/2021	240-155063-2	8260C	< 50	< 50	< 50	< 50	< 250	< 50	660	< 50	960	< 50	< 50	1620
10/25/2021	240-158965-1	8260C	< 50	< 50	< 50	< 50	< 250	< 50	860	< 50	420	< 50	< 50	1280
4/14/2022	240-165119-4	8260C	< 13	< 13	10 J	< 13	< 63	< 13	530	< 13	640	< 13	15	1195
3/20/2023	240-182590-24	8260D	< 2.0	< 2.0	1.3 J	< 2.0	< 10	< 2.0	66	< 2.0	9.5	< 2.0	11	87.8
4/18/2024	240-203148-37	8260D	< 5.0	< 5.0	2.7 J	< 5.0	< 25	< 5.0	160	< 5.0	120	< 5.0	29	311.7

< - Indicates parameter was analyzed for, but not detected at or above the reporting limit
To Address the NYSDEC concerns regarding the presentation and plotting of non-detected values, the data for 2001 to 2004 has been reevaluated and interpreted as follows:

1) Non-detected concentrations have been represented as '<' for reporting purposes.
2) Total VOCs have been recalculated and represented as the sum of the detected parameters shown on this table.
3) The method change to 8260 was approved by the NYSDEC and changed in January 2005.

B - The analyte is present in the associated method blank.
D - Result reported from a secondary dilution analysis.
E - Concentration exceeds the calibration range; Result is estimated.
J - Indicates an estimated value.
µg/L - micrograms per liter

MONITORING WELL GROUNDWATER ANALYTICAL RESULT SUMMARY
FORMER CARBORUNDUM COMPANY
SANBORN, NEW YORK

Well ID: **B-14M**

Date	Lab Sample ID	Method	Carbon tetrachloride (µg/L)	Chloroform (µg/L)	1,1-Dichloroethane (µg/L)	1,1-Dichloroethene (µg/L)	Methylene chloride (µg/L)	trans-1,2-Dichloroethene (µg/L)	cis-1,2-Dichloroethene (µg/L)	1,1,1-Trichloroethane (µg/L)	Trichloroethene (µg/L)	Tetrachloroethene (µg/L)	Vinyl chloride (µg/L)	Total
4/1/1987		8260	< 0.2	< 0.2	< 0.2	< 0.2	< 0.2	< 5	4	< 0.2	130	< 5	< 0.2	134
7/1/1987		8260	< 4	< 5	< 8	< 8	< 4	< 5	160	< 4	7700	< 5	< 10	7860
10/1/1987		8260	< 4	< 8	< 4	< 4	< 4	< 5	110	< 4	6600	< 5	< 8	6710
2/1/1988		8260	< 4	< 4	< 4	< 4	< 4	< 5	64	< 4	2400	< 5	19	2483
8/1/1988		8260	< 4	< 4	< 4	< 4	< 0.4	< 4	< 4	< 4	5300	< 5	< 8	5300
1/1/1989		8260	< 0.1	< 5	0.08	0.6	< 0.1	2.2	46	1.1	2900	< 0.03	< 0.2	2949.98
4/1/1989		8260	< 0.6	400	< 0.4	< 0.2	< 0.5	< 0.5	15	< 0.2	1300	< 0.2	< 0.9	1715
7/1/1989		8260	< 1.2	< 0.5	< 0.7	< 1.3	< 2.5	< 1	19	< 1.3	500	< 0.3	< 1.8	519
10/1/1989		8260	< 25	< 13	< 18	< 25	< 25	< 25	120	< 7.5	7500	< 7.5	< 25	7620
1/1/1990		8260	< 5	< 2.5	< 3.5	< 5	< 25	< 5	70	< 1.5	1500	2.1	< 5	1572.1
4/1/1990		8260	< 25	< 13	< 18	< 25	< 130	< 25	< 25	< 7.5	75	< 7.5	< 25	75
7/1/1990		8260	< 5	< 2.5	< 3.5	< 5	< 25	< 5	31	< 1.5	960	< 1.5	< 5	991
10/1/1990		8260	< 25	< 13	< 18	< 25	< 25	< 25	270	< 7.5	22000	< 7.5	< 25	22270
2/1/1991		8260	< 5	< 2.5	< 3.5	< 5	< 25	< 5	22	3.6	1500	< 1.5	< 5	1525.6
5/1/1991		8260	< 240	< 100	< 140	< 260	< 500	< 200	< 200	< 60	1800	< 60	< 390	1800
7/1/1991		8260	< 240	< 100	< 140	< 260	< 500	< 200	< 200	220	16000	< 60	< 360	16220
10/1/1991		8260	< 60	< 25	< 35	< 65	< 130	< 50	230	< 15	20000	< 15	< 90	20230
1/1/1992		8260	< 120	< 50	< 70	< 130	< 250	< 100	< 100	< 30	3000	< 30	< 180	3000
4/1/1992		8260	< 120	< 50	< 70	< 130	< 250	< 100	< 100	< 30	790	< 30	< 180	790
7/1/1992		8260	< 120	< 50	< 70	< 130	< 250	< 100	< 100	< 30	1400	< 30	< 180	1400
10/1/1992		8260	< 1.2	< 0.5	0.7	< 1.3	< 2.5	< 1	15	< 0.3	930	0.6	< 1.8	946.3
1/1/1993		8260	< 12	< 5	< 7	< 13	< 25	< 10	26	< 3	610	< 3	< 18	636
3/31/1993		8260	< 6	< 2.5	< 3	< 6.5	< 13	< 5	13	< 2.5	500	< 1.5	< 9	513
6/4/1993		8260	< 12	< 5	< 7	< 13	34	< 10	36	5.9	2300	< 7.5	< 18	2375.9
6/29/1993		8260	< 1.2	0.89	< 0.7	< 1.3	< 2.5	1.8	77	< 0.5	3800	6.5	< 1.8	3886.19
8/5/1993		8260	< 12	< 5	< 7	< 13	< 25	< 10	39	< 5	1600	< 3	< 18	1639
7/7/1994		8260	< 1.2	< 0.5	< 0.7	< 1.3	< 2.5	< 1	26	0.63	890	2.4	< 1.8	919.03
7/17/2002	A2732701	8021	< 8	< 8	< 8	< 8	< 8	< 8	160	< 8	730	< 8	< 8	890
7/2/2003	A3639711	8021	< 1.2	< 1	< 1	< 1	< 2.5	0.83 J	39	< 1	260 D	< 1	< 1.8	299.83
6/29/2004	A4614507	8021	< 2.9	< 1	< 1	< 1.6	13	< 1	10	< 1	130	< 1	< 1.8	153
7/8/2005	A5715204	8260/5M	< 1.2	< 1	< 1	< 1	< 2.5	1.8	96	< 1	500 D	9	< 1.8	606.8
7/13/2006	6G14009-04	8260	< 5	< 5	< 5	< 5	< 10	< 5	306	< 5	1500 D	9	17	1832
7/10/2007	7G11015-02	8260	< 10	< 10	< 10	< 10	< 20	< 10	67	< 10	541	11	< 20	619
7/21/2008	5420898	8260	< 1	< 0.8	< 1	< 0.8	< 2	1.1 J	130	< 0.8	300	3.9 J	< 1	435
7/18/2011	6348761	8260	< 1	< 0.8	< 1	< 0.8	< 2	1.1 J	64	< 0.8	360	4.3 J	< 1	429.4
7/9/2013	7122569	8260	< 1	< 0.8	< 1	< 0.8	< 2	< 0.8	28	< 0.8	54	< 0.8	< 1	82
7/9/2014	7527873	8260	< 0.5	18	< 0.5	< 0.5	< 2	< 0.5	5.8	< 0.5	51	< 0.5	0.58 J	75.38
7/6/2015	7956059	SW8260C	< 0.5	3.5	< 0.5	< 0.5	< 2	0.56 J	25	< 0.5	220	3.8	< 0.5	252.86
12/12/2016	240-73361-4	8260C	< 5.0	< 5.0	< 5.0	< 5.0	8	< 5.0	5.4	< 5.0	110	< 5.0	< 5.0	123.4
5/3/2017	240-79160-1	8260C	< 1.0	< 1.0	< 1.0	< 1.0	< 1.0	< 1.0	2.2	< 1.0	39	0.32 J	< 1.0	41.52
4/13/2018	240-94116-3	8260C	< 1.7	< 1.7	< 1.7	< 1.7	< 3.4	< 1.7	1.9	< 1.7	41	< 1.7	< 1.7	42.9
4/4/2019	240-110627-8	8260C	< 1.0	< 1.0	< 1.0	< 1.0	< 5.0	< 1.0	3.4	< 1.0	29	0.27 J	< 1.0	32.67
3/25/2020	240-128236-3	8260C	< 1.0	< 1.0	< 1.0	< 1.0	< 5.0	0.21 J	3.6	< 1.0	30	0.26 J	< 1.0	34.07
4/23/2021	240-148185-6	8260C	< 1.0	0.25 J	< 1.0	< 1.0	4.4 J	0.57 J	21	< 1.0	150 D	2.1	< 1.0	178.32
4/12/2022	240-165070-3	8260C	< 1.0	< 1.0	< 1.0	< 1.0	< 5.0	< 1.0	2.6	< 1.0	29	< 1.0	< 1.0	31.6
3/23/2023	240-182590-17	8260D	< 1.0	< 1.0	< 1.0	< 1.0	< 5.0	< 1.0	3.3	< 1.0	34	0.51 J	< 1.0	37.81

< - Indicates parameter was analyzed for, but not detected at or above the reporting limit
To Address the NYSDEC concerns regarding the presentation and plotting of non-detected values, the data for 2001 to 2004 has been reevaluated and interpreted as follows:
1) Non-detected concentrations have been represented as '<' for reporting purposes.
2) Total VOCs have been recalculated and represented as the sum of the detected parameters shown on this table.
3) The method change to 8260 was approved by the NYSDEC and changed in January 2005.

B - The analyte is present in the associated method blank.
D - Result reported from a secondary dilution analysis.
E - Concentration exceeds the calibration range; Result is estimated.
J - Indicates an estimated value.
µg/L - micrograms per liter

Well ID: **B-14M**

Date	Lab Sample ID	Method	Carbon tetrachloride (µg/L)	Chloroform (µg/L)	1,1-Dichloroethane (µg/L)	1,1-Dichloroethene (µg/L)	Methylene chloride (µg/L)	trans-1,2-Dichloroethene (µg/L)	cis-1,2-Dichloroethene (µg/L)	1,1,1-Trichloroethane (µg/L)	Trichloroethene (µg/L)	Tetrachloroethene (µg/L)	Vinyl chloride (µg/L)	Total
4/17/2024	240-203148-16	8260D	< 1.0	< 1.0	< 1.0	< 1.0	< 5.0	< 1.0	5	< 1.0	52	0.89 J	< 1.0	57.89

< - Indicates parameter was analyzed for, but not detected at or above the reporting limit
To Address the NYSDEC concerns regarding the presentation and plotting of non-detected values, the data for 2001 to 2004 has been reevaluated and interpreted as follows:

1) Non-detected concentrations have been represented as '<' for reporting purposes.
2) Total VOCs have been recalculated and represented as the sum of the detected parameters shown on this table.
3) The method change to 8260 was approved by the NYSDEC and changed in January 2005.

B - The analyte is present in the associated method blank.
D - Result reported from a secondary dilution analysis.
E - Concentration exceeds the calibration range; Result is estimated.
J - Indicates an estimated value.
µg/L - micrograms per liter

MONITORING WELL GROUNDWATER ANALYTICAL RESULT SUMMARY
FORMER CARBORUNDUM COMPANY
SANBORN, NEW YORK

Well ID: **B-15M**

Date	Lab Sample ID	Method	Carbon tetrachloride (µg/L)	Chloroform (µg/L)	1,1-Dichloroethane (µg/L)	1,1-Dichloroethene (µg/L)	Methylene chloride (µg/L)	trans-1,2-Dichloroethene (µg/L)	cis-1,2-Dichloroethene (µg/L)	1,1,1-Trichloroethane (µg/L)	Trichloroethene (µg/L)	Tetrachloroethene (µg/L)	Vinyl chloride (µg/L)	Total
2/1/1988		8260	< 0.2	< 0.2	< 0.2	< 0.2	< 0.2	< 0.2	< 0.2	< 0.2	< 0.2	< 5	< 0.2	0
8/1/1988		8260	< 0.2	< 0.2	< 0.2	< 0.2	< 0.2	< 0.2	< 0.2	< 0.2	< 0.2	< 5	< 0.4	0
11/1/1988		8260	< 0.2	< 0.2	< 0.2	< 0.2	< 1	< 0.2	< 0.2	< 0.2	9	< 5	< 0.2	9
1/1/1989		8260	< 0.1	< 5	< 0.07	< 0.1	< 0.1	< 0.1	1	< 0.03	5.8	< 0.03	< 0.2	6.8
4/1/1989		8260	< 0.1	< 0.05	< 0.07	< 0.03	< 0.1	< 0.1	< 1	< 0.03	0.4	< 0.03	< 0.2	0.4
7/1/1989		8260	< 1.2	0.5	< 0.7	< 1.3	< 2.5	< 1	< 1	1.2	< 1.2	< 0.3	< 1.8	1.7
10/1/1989		8260	< 1	< 0.5	< 0.7	< 1	< 1	< 1	< 1	< 0.3	< 1	< 0.3	< 1	0
1/1/1990		8260	< 1	< 0.5	< 0.7	< 1	< 5	< 1	< 1	< 0.3	< 1	< 0.3	< 1	0
4/1/1990		8260	< 1	< 0.5	< 0.7	< 1	< 5	< 1	< 1	< 0.3	< 1	< 0.3	< 1	0
7/1/1990		8260	< 1	< 0.5	< 0.7	< 1	< 5	< 1	< 1	< 0.3	< 1	< 0.3	< 1	0
10/1/1990		8260	< 1	< 0.5	< 0.7	< 1	< 1	< 1	< 1	1.2	< 1	< 0.3	< 1	1.2
1/1/1991		8260	< 1	< 0.5	< 0.7	< 1	< 5	< 1	< 1	0.5	< 1	< 0.3	< 1	0.5
5/1/1991		8260	< 1.2	< 0.5	< 0.7	< 1.3	< 2.5	< 1	< 1	< 0.3	< 1.2	< 0.3	< 1.8	0
7/1/1991		8260	< 1.2	< 0.5	< 0.7	< 1.3	< 2.5	< 1	< 1	< 0.3	< 1.2	< 0.3	< 1.8	0
10/1/1991		8260	< 1.2	< 0.5	< 0.7	< 1.3	< 2.5	< 1	< 1	< 0.3	< 1.2	0.3	< 1.8	0.3
1/1/1992		8260	< 1.2	< 0.5	< 0.7	< 1.3	< 2.5	< 1	< 1	< 0.3	< 1.2	< 0.3	< 1.8	0
4/1/1992		8260	< 1.2	< 0.5	< 0.7	< 1.3	< 2.5	< 1	< 1	< 0.3	< 1.2	< 0.3	< 1.8	0
7/1/1992		8260	< 1.2	< 0.5	< 0.7	< 1.3	< 2.5	< 1	< 1	0.7 A	< 1.2	< 0.3	< 1.8	0.7
10/1/1992		8260	< 1.2	< 0.5	< 0.7	< 1.3	< 2.5	< 1	< 1	< 0.3	< 1.2	< 0.3	< 1.8	0
1/1/1993		8260	< 1.2	< 0.5	< 0.7	< 1.3	< 2.5	< 1	< 1	0.31	< 1.2	< 0.3	< 1.8	0.31
4/2/1993		8260	< 1.2	< 0.5	< 0.7	< 1.3	< 2.5	< 1	< 1	< 0.5	< 1.2	< 0.3	< 1.8	0
7/1/1993		8260	< 1.2	< 0.5	< 0.7	< 1.3	< 2.5	< 1	< 1	< 0.5	< 1.2	< 0.3	< 1.8	0
10/4/1993		8260	< 1.2	< 0.5	< 0.7	< 1.3	< 2.5	< 1	< 1	0.62 *	< 1.2	< 0.3	< 1.8	0.62
7/6/1994		8260	< 1.2	< 0.5	< 0.7	< 1.3	< 2.5	< 1	< 1	< 0.5	< 1.2	< 0.3	< 1.8	0
6/28/1995		8260	< 1	< 1	< 1	< 1	< 1	< 1	< 1	1.6	1.6	< 1	< 2	3.2
7/17/1996		8260	< 1.2	< 0.5	< 1	< 0.7	< 2.5	< 1	< 1	< 0.64	< 1.2	< 0.79	< 1.8	0
7/11/1997		8260	< 1.2	< 0.5	< 1	< 0.7	< 2.5	< 1	< 1	< 0.64	< 1.2	< 0.79	< 1.8	0
7/23/1998		8260	< 1.2	< 0.5	< 1	< 0.7	< 2.5	< 1	< 1	< 0.64	< 1.2	< 0.79	< 1.8	0
7/20/1999		8260	< 1.2	< 0.5	< 1	< 0.7	< 2.5	< 1	< 1	< 0.64	< 1.2	< 0.79	< 1.8	0
7/19/2000	A0508906	8021	< 1.2	< 1	< 1	< 1	< 2.5	< 1	< 1	< 1	< 1.2	< 1	< 1.8	0
7/12/2001	A1663802	8021	< 1.2	< 1	< 1	< 1	< 2.5	< 1	< 1	< 1	< 1.2	< 1	< 1.8	0
7/9/2002	A2695507	8021	< 1.2	< 1	< 1	< 1	< 2.5	< 1	< 1	< 1	< 1.2	< 1	< 1.8	0
8/5/2002	A2793603	8021	< 1.2	< 1	< 1	< 1	< 2.5	< 1	< 1	< 1	1.4	< 1	< 1.8	1.4
7/15/2003	A3670606	8021	< 1.2	< 1	< 1	< 1	< 2.5	< 1	< 1	< 1	< 1.2	< 1	< 1.8	0
7/15/2004	A4674101	8021	< 1.2	< 1	< 1	< 1	< 2.5	< 1	< 1	< 1	< 1.2	< 1	< 1.8	0
7/15/2004	A4674101	8260	< 1.2	< 1	< 1	< 1	< 2.5	< 1	< 1	< 1	< 1.2	< 1	< 1.8	0
7/20/2005	A5762203	8260/5M	< 1.2	< 1	< 1	< 1	< 2.5	< 1	< 1	< 1	< 1.2	< 1	< 1.8	0
7/19/2006	6G20004-12	8260	< 1	< 1	< 1	< 1	< 2	< 1	< 1	< 1	< 1	< 1	< 2	0
7/17/2007	7G18027-08	8260	< 1	< 1	< 1	< 1	< 2	< 1	< 1	< 1	< 1	< 1	< 2	0
7/21/2008	5420897	8260	< 1	< 0.8	< 1	< 0.8	< 2	< 0.8	< 0.8	< 0.8	< 1	< 0.8	< 1	0
7/8/2009	5719628	8260	< 1	< 0.8	< 1	< 0.8	< 2	< 0.8	< 0.8	< 0.8	< 1	< 0.8	< 1	0
7/19/2010	6036144	8260	< 1	< 0.8	< 1	< 0.8	< 2	< 0.8	< 0.8	< 0.8	< 1	< 0.8	< 1	0
7/12/2011	6342642	8260	< 1	< 0.8	< 1	< 0.8	< 2	< 0.8	< 0.8	< 0.8	< 1	< 0.8	< 1	0
7/11/2012	6717356	8260	< 1	< 0.8	< 1	< 0.8	< 2	< 0.8	< 0.8	< 0.8	< 1	< 0.8	< 1	0
7/10/2013	7123810	8260	< 1	< 0.8	< 1	< 0.8	< 2	< 0.8	< 0.8	< 0.8	< 1	< 0.8	< 1	0
7/15/2014	7534310	8260	< 0.5	< 0.5	< 0.5	< 0.5	< 2	< 0.5	< 0.5	< 0.5	< 0.5	< 0.5	< 0.5	0

< - Indicates parameter was analyzed for, but not detected at or above the reporting limit
To Address the NYSDEC concerns regarding the presentation and plotting of non-detected values, the data for 2001 to 2004 has been reevaluated and interpreted as follows:

1) Non-detected concentrations have been represented as '<' for reporting purposes.
2) Total VOCs have been recalculated and represented as the sum of the detected parameters shown on this table.
3) The method change to 8260 was approved by the NYSDEC and changed in January 2005.

B - The analyte is present in the associated method blank.
D - Result reported from a secondary dilution analysis.
E - Concentration exceeds the calibration range; Result is estimated.
J - Indicates an estimated value.
µg/L - micrograms per liter

Well ID: **B-15M**

Date	Lab Sample ID	Method	Carbon tetrachloride (µg/L)	Chloroform (µg/L)	1,1-Dichloroethane (µg/L)	1,1-Dichloroethene (µg/L)	Methylene chloride (µg/L)	trans-1,2-Dichloroethene (µg/L)	cis-1,2-Dichloroethene (µg/L)	1,1,1-Trichloroethane (µg/L)	Trichloroethene (µg/L)	Tetrachloroethene (µg/L)	Vinyl chloride (µg/L)	Total
7/9/2015	7962638	SW8260C	< 0.5	< 0.5	< 0.5	< 0.5	< 2	< 0.5	< 0.5	< 0.5	< 0.5	< 0.5	< 0.5	0

< - Indicates parameter was analyzed for, but not detected at or above the reporting limit
To Address the NYSDEC concerns regarding the presentation and plotting of non-detected values, the data for 2001 to 2004 has been reevaluated and interpreted as follows:

1) Non-detected concentrations have been represented as '<' for reporting purposes.
2) Total VOCs have been recalculated and represented as the sum of the detected parameters shown on this table.
3) The method change to 8260 was approved by the NYSDEC and changed in January 2005.

B - The analyte is present in the associated method blank.
D - Result reported from a secondary dilution analysis.
E - Concentration exceeds the calibration range; Result is estimated.
J - Indicates an estimated value.
µg/L - micrograms per liter

MONITORING WELL GROUNDWATER ANALYTICAL RESULT SUMMARY
FORMER CARBORUNDUM COMPANY
SANBORN, NEW YORK

Well ID: **B-16M**

Date	Lab Sample ID	Method	Carbon tetrachloride (µg/L)	Chloroform (µg/L)	1,1-Dichloroethane (µg/L)	1,1-Dichloroethene (µg/L)	Methylene chloride (µg/L)	trans-1,2-Dichloroethene (µg/L)	cis-1,2-Dichloroethene (µg/L)	1,1,1-Trichloroethane (µg/L)	Trichloroethene (µg/L)	Tetrachloroethene (µg/L)	Vinyl chloride (µg/L)	Total
2/1/1988		8260	< 0.2	< 0.2	< 0.2	< 0.2	< 0.2	< 0.2	< 0.2	< 0.2	1.1	< 5	< 0.2	1.1
8/1/1988		8260	< 0.2	< 0.2	< 0.2	< 0.2	< 0.2	< 5	3	< 0.2	< 0.2	< 5	< 0.2	3
11/1/1988		8260	< 0.2	< 0.2	< 0.2	< 0.2	< 1	< 0.2	< 0.2	< 0.2	2	< 5	< 0.2	2
1/1/1989		8260	< 0.1	< 5	< 0.07	< 0.1	< 0.1	< 0.1	< 1	< 0.03	3	< 0.03	< 0.2	3
4/1/1989		8260	< 0.1	< 0.05	< 0.07	< 0.03	< 0.1	< 0.1	< 1	< 0.03	7.7	< 0.03	< 0.2	7.7
7/1/1989		8260	< 1.2	< 0.5	< 0.7	< 1.3	< 2.5	< 1	< 1	< 0.3	1.2	< 0.3	< 1.8	1.2
10/1/1989		8260	< 1	< 0.5	< 0.7	< 1	< 1	< 1	< 1	< 0.3	< 1	< 0.3	< 1	0
1/1/1990		8260	< 1	0.7	< 0.7	< 1	< 5	< 1	< 1	< 0.3	4.2	< 0.3	< 1	4.9
4/1/1990		8260	< 1	< 0.5	< 0.7	< 1	< 5	< 1	3	< 0.3	< 1	< 0.3	< 1	3
7/1/1990		8260	< 1	< 0.5	< 0.7	< 1	< 5	< 1	< 1	< 0.3	< 1	< 0.3	< 1	0
10/1/1990		8260	< 1	< 0.5	< 0.7	< 1	< 1	< 1	< 1	< 0.3	< 1	< 0.3	< 1	0
1/1/1991		8260	< 1	< 0.5	< 0.7	< 1	< 5	< 1	< 1	7.7	1.6	0.3	< 1	9.6
5/1/1991		8260	< 1.2	< 0.5	< 0.7	< 1.3	< 2.5	< 1	< 1	< 0.3	< 1.2	< 0.3	< 1.8	0
7/1/1991		8260	< 1.2	< 0.5	< 0.7	< 1.3	< 2.5	< 1	< 1	< 0.3	< 1.2	< 0.3	< 1.8	0
10/1/1991		8260	< 1.2	< 0.5	< 0.7	< 1.3	< 2.5	< 1	< 1	< 0.3	< 1.2	< 0.3	< 1.8	0
1/1/1992		8260	< 1.2	< 0.5	< 0.7	< 1.3	< 2.5	< 1	< 1	< 0.3	< 1.2	< 0.3	< 1.8	0
4/1/1992		8260	< 1.2	< 0.5	< 0.7	< 1.3	< 2.5	< 1	< 1	< 0.3	< 1.2	< 0.3	< 1.8	0
7/1/1992		8260	< 1.2	< 0.5	< 0.7	< 1.3	< 2.5	< 1	< 1	< 0.3	< 1.2	< 0.3	< 1.8	0
10/1/1992		8260	< 1.2	< 0.5	< 0.7	< 1.3	< 2.5	< 1	< 1	< 0.3	< 1.2	< 0.3	< 1.8	0
1/1/1993		8260	< 1.2	< 0.5	< 0.7	< 1.3	< 2.5	< 1	< 1	< 0.3	< 1.2	< 0.3	< 1.8	0
3/31/1993		8260	< 1.2	< 0.5	< 0.7	< 1.3	< 2.5	< 1	< 1	< 0.5	< 1.2	< 0.3	< 1.8	0
6/29/1993		8260	< 1.2	< 0.5	< 0.7	< 1.3	< 2.5	< 1	< 1	2.4	< 1.2	< 0.3	< 1.8	2.4
7/17/2002	A2732702	8021	< 1.2	< 1	< 1	< 1	< 2.5	< 1	< 1	< 1	2.3	< 1	< 1.8	2.3
7/2/2003	A3639712	8021	< 1.2	< 1	< 1	< 1	< 2.5	< 1	< 1	< 1	4.7	< 1	< 1.8	4.7
6/29/2004	A4614510	8021	< 1.2	< 1	< 1	< 1	< 2.5	< 1	< 1	< 1	< 1.2	< 1	< 1.8	0
7/8/2005	A5715205	8260/5M	< 1.2	< 1	< 1	< 1	< 2.5	< 1	< 1	< 1	0.77 J	< 1	< 1.8	0.77
7/13/2006	6G14009-03	8260	< 1	< 1	< 1	< 1	< 2	< 1	< 1	< 1	< 1	< 1	< 2	0
7/18/2007	7G19011-07	8260	< 1	< 1	< 1	< 1	< 2	< 1	< 1	< 1	< 1	< 1	< 2	0
7/17/2008	5418429	8260	< 1	< 0.8	< 1	< 0.8	< 2	< 0.8	< 0.8	< 0.8	< 1	< 0.8	< 1	0
7/8/2009	5719617	8260	< 1	< 0.8	< 1	< 0.8	< 2	< 0.8	< 0.8	< 0.8	< 1	< 0.8	< 1	0
7/12/2010	6030553	8260	< 1	< 0.8	< 1	< 0.8	< 2	< 0.8	< 0.8	< 0.8	< 1	< 0.8	< 1	0
7/25/2011	6355558	8260	< 1	< 0.8	< 1	< 0.8	< 2	< 0.8	1.1 J	< 0.8	< 1	< 0.8	< 1	1.1
7/10/2012	6716069	8260	< 1	< 0.8	< 1	< 0.8	< 2	< 0.8	1.2 J	< 0.8	< 1	< 0.8	< 1	1.2
7/9/2013	7122570	8260	< 1	< 0.8	< 1	< 0.8	< 2	< 0.8	< 0.8	< 0.8	< 1	< 0.8	< 1	0
7/10/2014	7529504	8260	< 0.5	< 0.5	< 0.5	< 0.5	< 2	< 0.5	< 0.5	< 0.5	< 0.5	< 0.5	< 0.5	0
7/13/2015	7965565	SW8260C	< 0.5	< 0.5	< 0.5	< 0.5	< 2	< 0.5	< 0.5	< 0.5	< 0.5	< 0.5	< 0.5	0
12/12/2016	240-73361-5	8260C	< 1.0	< 1.0	< 1.0	< 1.0	< 1.0	0.33 J	2.5	< 1.0	0.69 J	< 1.0	< 1.0	3.52
5/1/2017	240-78974-3	8260C	< 1.0	< 1.0	< 1.0	< 1.0	< 1.0	< 1.0	< 1.0	< 1.0	< 1.0	< 1.0	< 1.0	0
4/13/2018	240-94116-8	8260C	< 1.0	< 1.0	< 1.0	< 1.0	< 1.0	< 1.0	< 1.0	< 1.0	< 1.0	< 1.0	< 1.0	0
4/5/2019	240-110691-3	8260C	< 1.0	< 1.0	< 1.0	< 1.0	< 5.0	< 1.0	< 1.0	< 1.0	0.15 J	< 1.0	< 1.0	0.15
3/31/2020	240-128375-7	8260C	< 1	< 1	< 1.0	< 1.0	< 5	< 1.0	0.27 J	< 1.0	< 1.0	< 1.0	< 1.0	0.27
4/27/2021	240-148317-9	8260C	< 1.0	< 1.0	< 1.0	< 1.0	< 5.0	< 1.0	< 1.0	< 1.0	0.10 J	< 1.0	< 1.0	0.1
4/13/2022	240-165065-5	8260C	< 1.0	< 1.0	< 1.0	< 1.0	< 5.0	< 1.0	0.63 J	< 1.0	2.2	< 1.0	< 1.0	2.83
3/23/2023	240-182590-20	8260D	< 1.0	< 1.0	< 1.0	< 1.0	< 5.0	< 1.0	< 1.0	< 1.0	< 1.0	< 1.0	< 1.0	0
4/17/2024	240-203148-18	8260D	< 1.0	< 1.0	< 1.0	< 1.0	< 5.0	< 1.0	< 1.0	< 1.0	< 1.0	< 1.0	< 1.0	0

< - Indicates parameter was analyzed for, but not detected at or above the reporting limit
To Address the NYSDEC concerns regarding the presentation and plotting of non-detected values, the data for 2001 to 2004 has been reevaluated and interpreted as follows:
1) Non-detected concentrations have been represented as '<' for reporting purposes.
2) Total VOCs have been recalculated and represented as the sum of the detected parameters shown on this table.
3) The method change to 8260 was approved by the NYSDEC and changed in January 2005.

B - The analyte is present in the associated method blank.
D - Result reported from a secondary dilution analysis.
E - Concentration exceeds the calibration range; Result is estimated.
J - Indicates an estimated value.
µg/L - micrograms per liter

MONITORING WELL GROUNDWATER ANALYTICAL RESULT SUMMARY
FORMER CARBORUNDUM COMPANY
SANBORN, NEW YORK

Well ID: **B-17M**

Date	Lab Sample ID	Method	Carbon tetrachloride (µg/L)	Chloroform (µg/L)	1,1-Dichloroethane (µg/L)	1,1-Dichloroethene (µg/L)	Methylene chloride (µg/L)	trans-1,2-Dichloroethene (µg/L)	cis-1,2-Dichloroethene (µg/L)	1,1,1-Trichloroethane (µg/L)	Trichloroethene (µg/L)	Tetrachloroethene (µg/L)	Vinyl chloride (µg/L)	Total
11/1/1988		8260	< 200	< 200	280	580	45	< 5	170000	350	160000	< 5	26000	357255
12/1/1988		8260	< 500	< 500	< 500	< 1000	2300	< 5	65000	< 500	150000	< 5	< 1500	217300
1/1/1989		8260	< 20	< 5	< 14	< 26	< 20	< 20	21000	1000	21000	< 6	< 1100	43000
4/1/1989		8260	< 3	< 1.2	260	120	< 2.5	< 78	16000	240	35000	< 0.8	1000	52620
7/1/1989		8260	< 200	< 100	280	98	< 200	< 200	16000	500	17000	< 60	2200	36078
10/1/1989		8260	< 200	< 100	880	750	< 200	440	83000	740	140000	< 60	7600	233410
1/1/1990		8260	< 100	< 50	360	< 100	< 500	140	13000	330	13000	< 30	1200	28030
4/1/1990		8260	< 250	< 130	210	< 250	< 1300	< 250	14000	< 75	15000	< 75	< 250	29210
7/1/1990		8260	< 250	< 130	360	< 250	< 1300	< 250	30000	500	29000	< 75	2900	62760
10/1/1990		8260	< 250	< 130	1600	730	< 250	680	77000	1700	89000	< 250	7500	178210
1/1/1991		8260	< 50	< 25	100	< 50	< 250	< 50	8900	270	9800	< 15	820	19890
5/1/1991		8260	< 1200	< 500	< 700	< 1300	< 2500	< 1000	11000	300	23000	< 300	< 1800	34300
7/1/1991		8260	< 1200	< 500	< 700	< 1300	< 2500	< 1000	58000	450	48000	440	4900	111790
10/1/1991		8260	< 1200	< 500	700	< 1300	< 2500	< 1000	70000	< 300	65000	< 300	16000	151700
1/1/1992		8260	< 6000	< 2500	< 3500	< 6500	< 13000	< 5000	130000	< 1500	160000	< 1500	12000	302000
4/1/1992		8260	< 6000	< 2500	< 3500	< 6500	< 13000	< 5000	23000	< 1500	29000	< 1500	< 9000	52000
7/1/1992		8260	< 1200	< 500	< 700	< 1300	< 2500	< 1000	29000	< 1500	31000	< 300	< 1800	60000
10/1/1992		8260	< 120	< 50	320	160	< 250	150	42000	170	83000	< 30	3300	129100
1/1/1993		8260	< 300	< 130	530	330	< 630	270	67000	210	100000	< 75	7000	175340
3/29/1993		8260	< 120	< 50	150	340	< 250	130	51000	67	72000	< 30	3900	127587
5/5/1993		8260	< 120	< 50	< 70	< 130	440	< 100	16000	52	160000	< 30	800	177292
6/3/1993		8260	< 120	< 50	< 70	< 130	460	130	24000	< 50	230000	< 30	1300	255890
6/28/1993		8260	< 1200	< 500	< 700	< 1300	< 2500	< 1000	250000	< 500	370000	< 300	8100	628100
8/5/1993		8260	< 1200	< 500	< 700	< 1300	< 2500	1000	130000	< 500	83000	< 300	12000	226000
9/1/1993		8260	< 1200	< 500	< 700	< 1300	< 2500	1000	210000	< 500	160000	< 300	13000	384000
10/7/1993		8260	< 1200	730	< 700	< 1300	< 2500	< 1000	230000	< 500	180000	< 300	10000	420730
1/27/1994		8260	< 1.2	< 0.5	< 0.7	< 1.3	790 *	< 1	300000	< 0.5	160000	< 0.3	44000	504790
4/8/1994		8260	< 1.2	< 0.5	2.9	16	< 2.5	17	2200	2.4	8100	< 0.3	430	10768.3
7/6/1994		8260	< 1.2	< 0.5	59	89	< 2.5	110	18000	17	16000	0.54	3300	37575.54
10/7/1994		8260	< 120	< 50	< 70	200	< 250	100	8900	< 50	15000	< 30	930	25130
1/25/1995		8260	< 20	< 20	< 20	< 20	< 20	21	2400	< 20	3000	< 20	160	5581
4/5/1995		8260	< 200	< 200	< 200	< 200	< 200	< 200	7500	< 200	25000	< 200	< 400	32500
10/10/1995		8260	< 120	< 50	< 100	< 70	< 250	< 100	960	< 64	6200	< 79	< 180	7160
1/11/1996		8260	< 120	< 50	< 100	< 70	< 250	< 100	8100	< 64	9000	< 79	220	17320
4/2/1996		8260	< 120	< 50	< 100	< 70	< 250	< 100	5200	< 64	8000	< 79	< 180	13200
7/15/1996		8260	< 1200	< 500	< 1000	< 700	< 2500	< 1000	23000	< 640	27000	< 790	< 1800	50000
10/4/1996		8260	< 1200	630	< 1000	< 700	< 2500	< 1000	14000	< 640	26000	< 790	< 1800	40630
1/29/1997		8260	< 120	< 50	< 100	< 70	< 250	< 100	3200	< 64	5300	< 79	< 180	8500
4/17/1997		8260	< 120	< 50	< 100	< 70	< 250	< 100	5300	< 64	8200	< 79	< 180	13500
7/15/1997		8260	< 1200	< 500	< 1000	< 700	< 2500	< 1000	15000	< 640	33000	< 790	< 1800	48000
10/24/1997		8260	< 1200	< 500	< 1000	< 700	< 2500	< 1000	17000	< 640	34000	< 790	< 1800	51000
1/21/1998		8260	< 120	< 50	< 100	< 70	< 250	< 100	4400	< 64	5900	< 79	< 180	10300
4/23/1998		8260	< 120	< 50	< 100	< 70	< 250	< 100	3000	< 64	7500	< 79	< 180	10500
7/31/1998		8260	< 1200	< 500	< 1000	< 700	< 2500	< 1000	25000	< 640	52000	< 790	< 1800	77000
8/5/1998		8260	< 1200	< 500	< 1000	< 700	< 2500	< 1000	23000	< 640	64000	< 790	< 1800	87000
8/11/1998		8260	< 1200	< 500	< 1000	< 700	< 2500	< 1000	23000	< 640	89000	< 790	< 1800	112000

< - Indicates parameter was analyzed for, but not detected at or above the reporting limit
To Address the NYSDEC concerns regarding the presentation and plotting of non-detected values, the data for 2001 to 2004 has been reevaluated and interpreted as follows:

1) Non-detected concentrations have been represented as '<' for reporting purposes.
2) Total VOCs have been recalculated and represented as the sum of the detected parameters shown on this table.
3) The method change to 8260 was approved by the NYSDEC and changed in January 2005.

B - The analyte is present in the associated method blank.
D - Result reported from a secondary dilution analysis.
E - Concentration exceeds the calibration range; Result is estimated.
J - Indicates an estimated value.
µg/L - micrograms per liter

Well ID: **B-17M**

Date	Lab Sample ID	Method	Carbon tetrachloride (µg/L)	Chloroform (µg/L)	1,1-Dichloroethane (µg/L)	1,1-Dichloroethene (µg/L)	Methylene chloride (µg/L)	trans-1,2-Dichloroethene (µg/L)	cis-1,2-Dichloroethene (µg/L)	1,1,1-Trichloroethane (µg/L)	Trichloroethene (µg/L)	Tetrachloroethene (µg/L)	Vinyl chloride (µg/L)	Total
8/18/1998		8260	< 1200	< 500	< 1000	< 700	< 2500	< 1000	9100	< 640	31000	< 790	< 1800	40100
8/25/1998		8260	< 120	< 50	< 100	< 70	< 250	< 100	2000	< 64	7900	< 79	< 180	9900
10/12/1998		8260	< 120	< 50	< 100	< 70	< 250	< 100	3500	< 64	10000	< 79	< 180	13500
4/15/1999		8260	< 120	110 J	< 100	< 70	< 250	< 100	1800	< 64	4200	< 79	< 180	6110
7/22/1999		8260	< 1200	< 500	< 1000	< 700	< 2500	< 1000	3600	< 640	19000	< 790	< 1800	22600
10/15/1999		8260	< 40	< 40	< 40	< 40	78	< 40	1600	< 40	4300	< 40	< 40	5978
1/12/2000	A0026405	8021	< 160	< 160	< 160	< 160	360	< 160	3100	< 160	22000	< 160	< 160	25460
4/18/2000	A0259409	8021	< 160	< 160	< 160	< 160	< 160	< 160	2900	< 160	7400	< 160	< 160	10300
7/20/2000	A0508912	8021	< 80	< 80	< 80	< 80	< 80	< 80	1200	< 80	2500	< 80	< 80	3700
10/20/2000	A0754604	8021	< 80	< 80	< 80	< 80	< 80	< 80	2500	< 80	11000	< 80	< 80	13500
1/13/2001	A1041308	8021	< 80	< 80	< 80	< 80	< 80	< 80	3100	< 80	8000	< 80	< 80	11100
4/20/2001	A1366401	624	< 1.2	< 1.5	100 E	9.7	< 2.5	30	1500 D	9.4	5300 D	3.6	6.1	6958.8
7/11/2001	A1648713	8021	< 80	< 80	< 80	< 80	180	< 80	3700	< 80	8400	< 80	< 80	12280
10/16/2001	A1A17410	8021	< 800	< 800	< 800	< 800	1000	< 800	2600	< 800	29000	< 800	< 800	32600
1/25/2002	A2081503	8021	< 80	140	< 80	< 80	140	< 80	4500	< 80	2800	< 80	91	7671
4/22/2002	A2391101	8021	< 50	< 50	< 50	< 50	76	< 50	12000	< 50	4300	< 50	2100	18476
7/17/2002	A2732601	8021	< 100	< 100	< 100	< 100	160	< 100	8600	< 100	5500	< 100	1800	16060
10/15/2002	A2A23603	8021	< 800	< 800	< 800	< 800	1000	< 800	49000	< 800	17000	< 800	4300	71300
1/24/2003	A3075207	8021	< 140	< 46	< 50	< 82	190	< 77	12000	< 93	7100	< 160	2600	21890
4/23/2003	A3376304	8021	< 140	< 46	< 50	< 82	< 180	< 77	12000	< 93	4400	< 160	1400	17800
7/22/2003	A3699406	8021	< 140	< 46	< 50	< 82	< 180	< 77	13000	< 93	3800	< 160	1100	17900
10/22/2003	A3A28302	8021	< 140	< 25	< 21	< 82	170	< 50	20000	< 30	2500	< 11	2600	25270
1/21/2004	A4053403	8021	< 140	< 25	< 21	< 82	< 45	< 50	7800	< 30	5600	< 11	620	14020
4/28/2004	A4387504	8021	< 140	< 25	< 21	< 82	< 45	< 50	8100	< 30	5300	< 11	700	14100
7/9/2004	A4647102	8021	< 140	< 25	120	220	< 45	< 50	14000	< 30	3500	< 11	1600	19440
10/8/2004	A4994203	8021	< 250	< 250	< 250	< 250	< 1200	< 250	7700	< 250	3300	< 250	640	11640
1/18/2005	A5051102	8260	< 48	< 80	100	52	< 99	< 81	9600	< 63	7800	< 64	1300	18852
4/19/2005	A5387401	8260	< 48	< 80	< 95	< 47	< 99	< 81	12000 D	< 63	6900	< 64	1300	20200
7/21/2005	A5768404	8260/5M	< 53	< 67	110	< 59	< 88	130	15000	< 53	8600	< 73	1500	25340
10/21/2005	A5B92803	8260	< 1.2	< 1	69	43	< 2.5	60	9500 D	140 D	8900 D	0.98 J	1000 D	19712.98
1/26/2006	A6102401	8260	< 27	< 34	67	< 29	< 44	< 33	4300	< 26	8400	< 36	470	13237
4/19/2006	6D20002-04	8260	< 20	< 20	48	39	< 40	60	9570 D	< 20	7730 D	< 20	1210	18657
7/18/2006	6G19003-05	8260	< 25	< 25	72	40	212 B	61	8250 D	34	8170 D	< 25	1320	18159
10/9/2006	6J10002-09	8260	< 25	< 25	66	28	129	36	6730 D	175	12000 D	< 25	798	19962
1/9/2007	7A10006-08	8260	< 25	< 25	< 25	< 25	227	< 25	5190	< 25	12800 D	< 25	372	18589
4/12/2007	7D13007-03	8260	< 100	< 100	< 100	< 100	< 200	< 100	3100	< 100	3100	< 100	475	6675
7/16/2007	7G17015-01	8260	< 100	< 100	< 100	< 100	< 200	< 100	8490	< 100	2940	< 100	1510	12940
10/9/2007	7J10006-08	8260	< 100	< 100	< 100	< 100	277	< 100	12300	< 100	3150	< 100	2540	18267
1/7/2008	8A08003-10	8260	< 100	< 100	129	< 100	350	< 100	4910	< 100	3070	< 100	718	9177
4/9/2008	8D10002-02	8260	< 50	< 50	184	< 50	468	< 50	5820	70	2530	< 50	1020	10092
7/25/2008	5426027	8260	< 10	< 8	71	44 J	< 20	45 J	8000	11 J	3800	< 8	1300	13271
10/14/2008	5498684	8260	< 10	< 8	100	50 J	< 20	52	11000	10 J	3900	< 8	1500	16612
1/14/2009	5577592	8260	< 5	< 4	180	39	< 10	34	5900	49	2800	5.8 J	910	9917.8
4/15/2009	5647720	8260	< 10	< 8	210	49 J	< 20	35 J	6600	75	3900	9.4 J	750	11628.4
7/7/2009	5718470	8260	< 5	< 4	120	50	< 10	62	14000	20 J	3700	< 4	2200	20152
10/7/2009	5800387	8260	< 1	< 0.8	84	52	< 2	44	7500	12	4900	2.3 J	960	13554.3
1/20/2010	5888921	8260	< 10	< 8	220	39 J	< 20	32 J	6300	67	3000	< 8	620	10278
4/12/2010	5951990	8260	< 10	< 8	260	65	< 20	39 J	7400	93	7900	14 J	820	16591
7/14/2010	6032688	8260	< 10	< 8	110	46 J	< 20	53	14000	14 J	4300	< 8	1700	20223

< - Indicates parameter was analyzed for, but not detected at or above the reporting limit
To Address the NYSDEC concerns regarding the presentation and plotting of non-detected values, the data for 2001 to 2004 has been reevaluated and interpreted as follows:

1) Non-detected concentrations have been represented as '<' for reporting purposes.
2) Total VOCs have been recalculated and represented as the sum of the detected parameters shown on this table.
3) The method change to 8260 was approved by the NYSDEC and changed in January 2005.

B - The analyte is present in the associated method blank.
D - Result reported from a secondary dilution analysis.
E - Concentration exceeds the calibration range; Result is estimated.
J - Indicates an estimated value.
µg/L - micrograms per liter

Well ID: **B-17M**

Date	Lab Sample ID	Method	Carbon tetrachloride (µg/L)	Chloroform (µg/L)	1,1-Dichloroethane (µg/L)	1,1-Dichloroethene (µg/L)	Methylene chloride (µg/L)	trans-1,2-Dichloroethene (µg/L)	cis-1,2-Dichloroethene (µg/L)	1,1,1-Trichloroethane (µg/L)	Trichloroethene (µg/L)	Tetrachloroethene (µg/L)	Vinyl chloride (µg/L)	Total
10/14/2010	6113376	8260	< 10	< 8	35 J	26 J	< 20	27 J	8600	< 8	4500	< 8	940	14128
1/25/2011	6191890	8260	< 10	< 8	90	35 J	< 20	42 J	7400	15 J	6100	< 8	720	14402
4/19/2011	6263087	8260	< 5	< 4	36	29	< 10	54	14000	21 J	5300	< 4	1400	20840
7/13/2011	6343974	8260	< 10	< 8	150	47 J	< 20	47 J	11000	32 J	6600	< 8	1200	19076
10/12/2011	6435901	8260	< 10	< 8	52	32 J	< 20	36 J	8500	< 8	6800	< 8	890	16310
1/16/2012	6523837	8260	< 10	< 8	130	40 J	< 20	35 J	7200	21 J	6100	< 8	790	14316
4/9/2012	6610602	8260	< 10	< 8	45 J	35 J	< 20	48 J	8900	< 8	7800	< 8	1200	18028
7/18/2012	6726431	8260	< 10	< 8	170	67	< 20	69	15000	20 J	6300	< 8	2200	23826
10/2/2012	6810730	8260	< 10	< 8	95	49 J	< 20	46 J	12000	9.1 J	4600	< 8	1600	18399.1
1/23/2013	6932578	8260	< 10	< 8	66	42 J	< 20	40 J	8000	15 J	6500	< 8	960	15623
4/4/2013	7011179	8260	< 5	< 4	54	36	< 10	41	9900	7.9 J	7900	< 4	1200	19138.9
7/8/2013	7120732	8260	< 2	< 1.6	76	47	< 4	51	10000	14	5200	4.1 J	1200	16592.1
11/12/2013	7275077	8260	< 10	< 8	75	47 J	< 20	50 J	11000	15 J	6700	< 8	1400	19287
1/16/2014	7340032	8260	< 10	< 8	110	34 J	< 20	31 J	6200	22 J	4200	10 J	500	11107
4/16/2014	7433449	8260	< 5	< 5	77	39	< 20	34	6300	17	8300	7.7 J	660	15434.7
7/11/2014	7531034	8260	< 5	< 5	83	40	< 20	34	7700	20	4600	15	1200	13692
10/6/2014	7626653	8260	< 2.5	< 2.5	63	30	< 10	26	5300	12	3100	11	1100	9642
1/7/2015	7732756	8260	< 2.5	< 2.5	120	32	< 10	21	4200	36	3100	18	470	7997
4/20/2015	7856493	8260	< 0.5	< 0.5	160	54	< 2	29	4400	36	3600	23	360	8662
7/7/2015	7958383	SW8260C	< 1	< 1	95	23	< 4	20	3300	17	2400	13	760	6628
10/5/2015	8077933	SW8260C	< 5	< 5	70	36	< 20	29	5700	50	6800	5.2 J	530	13220.2
1/5/2016	8197712	SW8260C	< 5	< 5	48	28	< 20	20	4300	39	6400	< 5	350	11185
12/9/2016	240-73270-19	8260C	< 200	< 200	< 200	< 200	150 J	< 200	4100	< 200	3200	< 200	1500	8950
4/26/2017	240-78855-1	8260C	< 250	< 250	65 J	< 250	< 250	< 250	4000	< 250	6400	< 250	510	10975
4/17/2018	240-94331-15	8260C	< 250	< 250	< 250	< 250	< 250	< 250	6700	< 250	4200	< 250	920	11820
4/3/2019	240-110627-1	8260C	< 250	< 250	82 J	< 250	< 1300	< 250	8300	< 250	4700	< 250	1300	14382
11/20/2019	240-122631-7	624.1_L	< 130	< 130	44 J	< 130	< 630	< 63	5000	< 130	3400	< 130	1200	9644
3/30/2020	240-128375-10	8260C	< 200	< 200	44 J	< 200	< 1000	< 200	5300	< 200	3900	< 200	950	10194
10/27/2020	240-139061-12	8260C	< 200	< 200	< 200	< 200	< 1000	< 200	3000	< 200	3900	< 200	230	7130
4/27/2021	240-148317-12	8260C	< 200	< 200	35 J	< 200	< 1000	< 200	4100	< 200	1500	< 200	2500	8135
4/11/2022	240-165070-4	8260C	< 200	< 200	< 200	< 200	< 1000	< 200	5200	< 200	2600	< 200	1300	9100
3/21/2023	240-182590-25	8260D	< 50	< 50	< 50	< 50	< 250	< 50	1500	< 50	780	< 50	650	2930
4/19/2024	240-203148-41	8260D	< 50	< 50	< 50	< 50	< 250	< 50	1800	< 50	1600	< 50	560	3960

< - Indicates parameter was analyzed for, but not detected at or above the reporting limit
To Address the NYSDEC concerns regarding the presentation and plotting of non-detected values, the data for 2001 to 2004 has been reevaluated and interpreted as follows:

1) Non-detected concentrations have been represented as '<' for reporting purposes.
2) Total VOCs have been recalculated and represented as the sum of the detected parameters shown on this table.
3) The method change to 8260 was approved by the NYSDEC and changed in January 2005.

B - The analyte is present in the associated method blank.
D - Result reported from a secondary dilution analysis.
E - Concentration exceeds the calibration range; Result is estimated.
J - Indicates an estimated value.
µg/L - micrograms per liter

MONITORING WELL GROUNDWATER ANALYTICAL RESULT SUMMARY
FORMER CARBORUNDUM COMPANY
SANBORN, NEW YORK

Well ID: **B-18M**

Date	Lab Sample ID	Method	Carbon tetrachloride (µg/L)	Chloroform (µg/L)	1,1-Dichloroethane (µg/L)	1,1-Dichloroethene (µg/L)	Methylene chloride (µg/L)	trans-1,2-Dichloroethene (µg/L)	cis-1,2-Dichloroethene (µg/L)	1,1,1-Trichloroethane (µg/L)	Trichloroethene (µg/L)	Tetrachloroethene (µg/L)	Vinyl chloride (µg/L)	Total
11/1/1988		8260	< 0.2	0.6	< 0.2	< 0.2	< 1	< 0.2	< 0.2	< 0.2	1	< 5	< 0.2	1.6
12/1/1988		8260	< 0.5	< 0.5	< 0.5	< 1	2.3	< 5	1.4	< 0.5	5.2	< 5	< 2	8.9
1/1/1989		8260	< 0.1	< 5	< 0.07	< 0.1	< 0.1	< 0.1	1	< 0.03	61	< 0.03	< 0.2	62
4/1/1989		8260	< 0.1	< 0.05	< 0.07	< 0.03	< 0.1	< 0.1	< 1	< 0.03	< 0.1	< 0.03	< 0.2	0
7/1/1989		8260	< 1.2	< 0.5	< 0.7	< 1.3	< 2.5	< 1	< 1	< 0.3	< 1.2	< 0.3	< 1.5	0
10/1/1989		8260	< 1	< 0.5	< 0.7	< 1	2.8	< 1	< 1	< 0.3	< 1	< 0.3	< 1	2.8
1/1/1990		8260	< 1	< 0.5	< 0.7	< 1	< 5	< 1	< 1	< 0.3	< 1	< 0.3	< 1	0
4/1/1990		8260	< 1	< 0.5	< 0.7	< 1	< 5	< 1	< 1	< 0.3	< 1	< 0.3	< 1	0
7/1/1990		8260	< 1	< 0.5	< 0.7	< 1	< 5	< 1	< 1	< 0.3	< 1	< 0.3	< 1	0
10/1/1990		8260	< 1	< 0.5	< 0.7	< 1	< 1	< 1	< 1	< 0.3	< 1	< 0.3	< 1	0
1/1/1991		8260	< 1	< 0.5	< 0.7	< 1	< 5	< 1	< 1	230	< 1	< 0.3	< 1	230
5/1/1991		8260	< 1.2	< 0.5	< 0.7	< 1.3	< 2.5	< 1	< 1	< 0.3	< 1.2	< 0.3	< 1.8	0
7/1/1991		8260	< 1.2	< 0.5	< 0.7	< 1.3	< 2.5	< 1	< 1	< 0.3	< 1.2	< 0.3	< 1.8	0
10/1/1991		8260	< 1.2	< 0.5	< 0.7	< 1.3	< 2.5	< 1	< 1	< 0.3	< 1.2	< 0.3	< 1.8	0
1/1/1992		8260	< 1.2	< 0.5	< 0.7	< 1.3	< 2.5	< 1	< 1	< 0.3	< 1.2	< 0.3	< 1.8	0
4/1/1992		8260	< 1.2	< 0.5	< 0.7	< 1.3	< 2.5	< 1	< 1	< 0.3	< 1.2	< 0.3	< 1.8	0
7/1/1992		8260	< 1.2	< 0.5	< 0.7	< 1.3	< 2.5	< 1	< 1	< 0.3	< 1.2	< 0.3	< 1.8	0
10/1/1992		8260	< 1.2	< 0.5	< 0.7	< 1.3	< 2.5	< 1	< 1	< 0.3	< 1.2	< 0.3	< 1.8	0
1/1/1993		8260	< 1.2	< 0.5	0.87	< 1.3	< 2.5	< 1	8.3	1.1	1.7	< 0.3	< 1.8	11.97
3/30/1993		8260	< 1.2	< 0.5	0.87	< 1.3	< 2.5	< 1	7.2	< 0.5	< 1.2	< 0.3	< 1.8	8.07
6/29/1993		8260	< 1.2	< 0.5	< 0.7	< 1.3	< 2.5	1.3	26	3.9	5.5	< 0.3	< 1.8	36.7
10/4/1993		8260	< 1.2	< 0.5	< 0.7	< 1.3	< 2.5	< 1	8.8	< 0.5	25	< 0.3	< 1.8	33.8
7/7/1994		8260	< 1.2	< 0.5	< 0.7	< 1.3	< 2.5	1.3	40	< 0.5	120	< 0.3	< 2.8	161.3
6/27/1995		8260	< 1	< 1	< 1	< 1	< 1	3	56	< 1	12	5.4	< 2	76.4
7/16/1996		8260	< 1.2	0.8	< 1	< 0.7	< 2.5	2.4	32	< 0.64	9.2	< 0.79	< 1.8	44.4
7/10/1997		8260	< 1.2	0.5	< 1	< 0.7	< 2.5	2.5	53	< 0.64	3.5	< 0.79	< 1.8	59.5
7/24/1998		8260	< 1.2	< 0.5	< 1	< 0.7	< 2.5	2.1	51	< 0.64	9.7	< 0.79	< 1.8	62.8
7/20/1999		8260	< 1.2	< 0.5	< 1	< 0.7	< 2.5	1.4	29	< 0.64	9	< 0.79	3.5 J	42.9
10/12/1999		8260	< 1.2	< 1	< 1	< 1	< 2.5	< 1	31	< 1	< 1.2	< 1	7.1	38.1
1/27/2000	A0057803	8021	< 1.2	< 1	1.1	< 1	< 2.5	0.57 J	13	0.35 J	< 1.2	< 1	9.9	24.92
4/18/2000	A0259415	8021	< 1.2	< 1	5.1	< 1	< 2.5	4.8	37	< 1	< 1.2	< 1	9.9	56.8
7/13/2000	A0492201	8021	< 1.2	< 1	0.98 J	< 1	< 2.5	0.36 J	14	< 1	1.2	< 1	7.8	24.34
10/19/2000	A0751319	8021	< 1.2	< 1	1.4	< 1	< 2.5	0.48 J	12	0.32 J	0.24 J	< 1	11	25.44
1/11/2001	A1035105	8021	< 1.2	< 1	2.2	< 1	< 2.5	1.2	12	1.6	< 1.2	< 1	13	30
4/19/2001	A1361313	624	< 0.24	< 0.3	0.38	< 0.28	< 0.5	< 0.36	2.5	< 0.22	0.24	< 0.22	3.4	6.52
7/12/2001	A1663803	8021	< 1.2	< 1	1.9	< 1	< 2.5	0.51 J	12	0.47 J	0.56 J	< 1	15	30.44
10/12/2001	A1A01001	8021	< 1.2	< 1	1	< 1	< 2.5	1	28	< 1	0.71 J	< 1	13	43.71
1/14/2002	A2039402	8021	< 1.2	< 1	0.73 J	< 1	< 2.5	2.4	61 D	< 1	1.8	< 1	17	82.93
4/8/2002	A2332602	8260	< 1.2	< 1	0.59 J	< 1	< 2.5	2.8	56	< 1	1.7	< 1	12	73.09
7/8/2002	A2695503	8021	< 1.2	< 1	< 1	< 1	< 2.5	1.9	59	< 1	< 1.2	< 1	22	82.9
10/2/2002	A2980603	8021	< 1.2	< 1	0.62 J	< 1	< 2.5	2.2	30	< 1	0.82 J	< 1	14	47.64
1/13/2003	A3038004	8021	< 1.2	< 1	0.62 J	< 1	< 2.5	1.4	18	< 1	< 1.2	< 1	14	34.02
4/21/2003	A3370801	8021	< 1.2	< 1	0.44 J	< 1	1.8 J	3.3	78	< 1	4.9	< 1	18	106.44
7/14/2003	A3670602	8021	< 1.2	< 1	< 1	< 1	< 2.5	2.6	78	< 1	< 1.2	< 1.3	12	92.6
10/15/2003	A3998705	8021	< 1.2	< 1	< 1	< 1	< 2.5	< 1	36	< 1	< 1.2	< 1	19	55
1/7/2004	A4012302	8021	< 1.2	< 1	< 1	< 1	< 2.5	5.7	120	< 1	< 1.2	< 1	6.1	131.8

< - Indicates parameter was analyzed for, but not detected at or above the reporting limit
To Address the NYSDEC concerns regarding the presentation and plotting of non-detected values, the data for 2001 to 2004 has been reevaluated and interpreted as follows:

1) Non-detected concentrations have been represented as '<' for reporting purposes.
2) Total VOCs have been recalculated and represented as the sum of the detected parameters shown on this table.
3) The method change to 8260 was approved by the NYSDEC and changed in January 2005.

B - The analyte is present in the associated method blank.
D - Result reported from a secondary dilution analysis.
E - Concentration exceeds the calibration range; Result is estimated.
J - Indicates an estimated value.
µg/L - micrograms per liter

Well ID: **B-18M**

Date	Lab Sample ID	Method	Carbon tetrachloride (µg/L)	Chloroform (µg/L)	1,1-Dichloroethane (µg/L)	1,1-Dichloroethene (µg/L)	Methylene chloride (µg/L)	trans-1,2-Dichloroethene (µg/L)	cis-1,2-Dichloroethene (µg/L)	1,1,1-Trichloroethane (µg/L)	Trichloroethene (µg/L)	Tetrachloroethene (µg/L)	Vinyl chloride (µg/L)	Total
4/29/2004	A4402301	8021	< 1.2	< 1	< 1	< 1	< 2.5	1.8	26	< 1	< 1.2	< 1	16	43.8
7/14/2004	A4664201	8021	< 1.2	< 1	< 1	< 1	< 2.5	2.4	13	< 1	< 1.2	< 1	11	26.4
10/15/2004	A4A20701	8021	< 1	< 1	< 1	< 1	1.2	1.4	33	< 1	< 1	< 1	9	44.6
1/12/2005	A5036402	8260	< 1.2	< 1	< 1	< 1	< 2.5	2.9	45	< 1	< 1.2	< 1	9	56.9
4/4/2005	A5307809	8260	< 1.2	< 1	< 1	< 1	< 2.5	4.7	72	< 1	< 1.2	< 1	11	87.7
7/15/2005	A5747001	8260	< 1.2	< 1	< 1	< 1	1.8 J	6.6	75 D	< 1	< 1.2	< 1	32	115.4
7/14/2006	6G14010-03	8260	< 1	< 1	< 1	< 1	< 2	2	23	< 1	1	< 1	9	35
7/5/2007	7G06018-01	8260	< 1	< 1	< 1	< 1	< 2	1	27	< 1	< 1	< 1	11	39
7/23/2008	5423260	8260	< 1	< 0.8	< 1	< 0.8	< 2	1.1 J	26	< 0.8	< 1	< 0.8	11	38.1
7/7/2009	5718468	8260	< 1	< 0.8	< 1	< 0.8	< 2	< 0.8	11	< 0.8	< 1	< 0.8	5.5	16.5
7/15/2010	6033922	8260	< 1	< 0.8	< 1	< 0.8	< 2	< 0.8	6.5	< 0.8	< 1	< 0.8	5.4	11.9
7/18/2011	6348765	8260	< 1	< 0.8	< 1	< 0.8	< 2	< 0.8	8.1	< 0.8	< 1	< 0.8	4.6 J	12.7
7/16/2012	6722031	8260	< 1	< 0.8	< 1	< 0.8	< 2	< 0.8	7	< 0.8	< 1	< 0.8	4 J	11
7/2/2013	7117032	8260	< 1	< 0.8	< 1	< 0.8	< 2	< 0.8	6.8	< 0.8	29	< 0.8	1.7 J	37.5
7/9/2014	7527877	8260	< 0.5	< 0.5	< 0.5	< 0.5	< 2	1.7	40	< 0.5	4.5	< 0.5	14	60.2
7/13/2015	7965566	SW8260C	< 0.5	< 0.5	< 0.5	< 0.5	< 2	0.64 J	16	< 0.5	< 0.5	< 0.5	7.4	24.04
12/8/2016	240-73270-8	8260C	< 1.0	< 1.0	< 1.0	< 1.0	< 1.0	0.49 J	16	< 1.0	< 1.0	< 1.0	11	27.49
5/2/2017	240-79083-1	8260C	< 1.7	< 1.7	< 1.7	< 1.7	< 1.7	1.8	72	< 1.7	< 1.7	< 1.7	27	100.8
4/17/2018	240-94331-19	8260C	< 1.0	< 1.0	< 1.0	< 1.0	< 1.0	0.83 J	25	< 1.0	< 1.0	< 1.0	17	42.83
8/22/2018	240-100303-3	8260C	< 1.0	< 1.0	< 1.0	< 1.0	< 5.0	0.32 J	6.9	< 1.0	0.14 J	< 1.0	8	15.36
9/28/2018	240-102127-3	8260C	< 1.0	< 1.0	< 1.0	< 1.0	< 5.0	1.2	65	< 1.0	0.18 J	< 1.0	29	95.38
10/30/2018	240-103813-3	8260C	< 1.0	< 1.0	< 1.0	< 1.0	< 5.0	1.4	77	< 1.0	< 1.0	< 1.0	29	107.4
1/29/2019	240-107569-4	8260C	< 2.5	< 2.5	< 2.5	< 2.5	< 13	1.0 J	59	< 2.5	40	< 2.5	< 2.5	100
4/4/2019	240-110627-10	8260C	< 2.0	< 2.0	< 2.0	< 2.0	< 10	1.9 J	100	< 2.0	< 2.0	< 2.0	28	129.9
3/31/2020	240-128375-8	8260C	< 1	< 1	< 1.0	< 1.0	< 5	< 1.0	41	< 1.0	< 1.0	< 1.0	3	44
10/27/2020	240-139061-8	8260C	< 1.0	< 1.0	< 1.0	< 1.0	< 5.0	0.41 J	26	< 1.0	< 1.0	< 1.0	21	47.41
4/22/2021	240-148022-2	8260C	< 4.0	< 4.0	< 4.0	< 4.0	< 20	1.0 J	79	< 4.0	< 4.0	< 4.0	20	100
6/28/2021	240-152161-1	8260C	< 4.0	< 4.0	< 4.0	< 4.0	< 20	< 4.0	88	< 4.0	< 4.0	< 4.0	27	115
7/26/2021	240-153555-2	8260C	< 4.0	< 4.0	< 4.0	< 4.0	< 20	< 4.0	93	< 4.0	< 4.0	< 4.0	28	121
8/23/2021	240-155061-2	8260C	< 4.0	< 4.0	< 4.0	< 4.0	< 20	< 4.0	96	< 4.0	< 4.0	< 4.0	24	120
10/25/2021	240-158968-2	8260C	< 4.0	< 4.0	< 4.0	< 4.0	15 J	< 4.0	89	< 4.0	< 4.0	< 4.0	27	131
4/14/2022	240-165119-2	8260C	< 4.0	< 4.0	< 4.0	< 4.0	< 20	< 4.0	93	< 4.0	< 4.0	< 4.0	23	116
3/23/2023	240-182590-37	8260D	< 4.0	< 4.0	< 4.0	< 4.0	< 20	< 4.0	98	< 4.0	< 4.0	< 4.0	22	120
4/17/2024	240-203148-15	8260D	< 4.0	< 4.0	< 4.0	< 4.0	< 20	< 4.0	110	< 4.0	< 4.0	< 4.0	21 J	131

< - Indicates parameter was analyzed for, but not detected at or above the reporting limit
To Address the NYSDEC concerns regarding the presentation and plotting of non-detected values, the data for 2001 to 2004 has been reevaluated and interpreted as follows:

1) Non-detected concentrations have been represented as '<' for reporting purposes.
2) Total VOCs have been recalculated and represented as the sum of the detected parameters shown on this table.
3) The method change to 8260 was approved by the NYSDEC and changed in January 2005.

B - The analyte is present in the associated method blank.
D - Result reported from a secondary dilution analysis.
E - Concentration exceeds the calibration range; Result is estimated.
J - Indicates an estimated value.
µg/L - micrograms per liter

MONITORING WELL GROUNDWATER ANALYTICAL RESULT SUMMARY
FORMER CARBORUNDUM COMPANY
SANBORN, NEW YORK

Well ID: **B-19M**

Date	Lab Sample ID	Method	Carbon tetrachloride (µg/L)	Chloroform (µg/L)	1,1-Dichloroethane (µg/L)	1,1-Dichloroethene (µg/L)	Methylene chloride (µg/L)	trans-1,2-Dichloroethene (µg/L)	cis-1,2-Dichloroethene (µg/L)	1,1,1-Trichloroethane (µg/L)	Trichloroethene (µg/L)	Tetrachloroethene (µg/L)	Vinyl chloride (µg/L)	Total
11/1/1988		8260	< 1	< 1	< 1	< 1	< 1	< 1	< 1	< 1	3	< 5	< 1	3
12/1/1988		8260	< 0.5	< 0.5	15	< 1	2.1	< 5	30	14	7.6	< 5	< 2	68.7
1/1/1989		8260	< 0.1	< 5	11	< 0.1	0.2	0.5	27	23	17	< 0.03	4.2	82.9
4/1/1989		8260	< 0.1	< 0.05	66	4.8	< 0.1	0.5	100	70	120	< 0.03	6.9	368.2
7/1/1989		8260	< 1.2	< 0.5	41	2.8	< 2.5	2.1	140	55	320	< 0.3	11	571.9
10/1/1989		8260	< 1	< 0.5	41	2.2	< 1	2.6	100	47	260	< 0.3	3.4	456.2
1/1/1990		8260	< 5	19	150	16	< 25	6.2	220	200	310	< 1.5	31	952.2
4/1/1990		8260	< 5	< 2.5	82	5.9	< 25	< 5	300	140	820	4.6	19	1371.5
7/1/1990		8260	< 5	< 2.5	55	< 5	< 25	5.9	200	100	850	< 1.5	< 5	1210.9
10/1/1990		8260	< 5	< 2.5	89	27	< 5	< 5	180	110	570	< 1.5	< 5	976
1/1/1991		8260	< 10	< 5	150	< 10	< 50	< 10	400	300	890	< 3	24	1764
5/1/1991		8260	< 24	14	31	< 26	< 50	< 20	66	69	370	< 6	< 36	550
7/1/1991		8260	< 120	< 50	< 70	< 130	< 250	< 100	< 100	170	940	< 30	< 180	1110
10/1/1991		8260	< 60	< 25	< 35	< 65	< 130	< 50	140	50	510	< 15	< 90	700
1/1/1992		8260	< 12	< 5	< 7	< 13	< 25	< 10	210	19	36	< 3	31	296
4/1/1992		8260	< 120	< 50	97	< 130	< 250	< 100	460	360	1500	< 30	< 180	2417
7/1/1992		8260	< 120	< 50	< 70	< 130	< 250	< 100	250	< 200	1700	< 30	< 180	1950
10/1/1992		8260	< 1.2	1.8	42	4.1	< 2.5	2.3	200	120	1100	< 0.3	5.3	1475.5
1/1/1993		8260	< 12	< 5	52	< 13	< 25	< 10	280	120	1300	< 3	< 18	1752
3/30/1993		8260	< 12	< 5	45	< 13	< 25	< 10	230	81	600	< 3	< 18	956
5/5/1993		8260	< 2.4	1.2	29	< 4.1	1.1	2.1	220	45	530	< 0.6	< 3.6	828.4
6/3/1993		8260	< 12	< 5	35	< 13	42	< 10	180	63	930	< 3	< 18	1250
6/28/1993		8260	< 12	< 5	24	< 13	< 25	< 10	160	38	410	< 3	< 18	632
8/5/1993		8260	< 1.2	< 0.5	1.3	< 1.3	< 2.5	< 1	17	1.8	18	< 0.3	< 1.8	38.1
10/7/1993		8260	< 1.2	< 0.5	2.6	< 1.3	< 2.5	< 1	37	3.4	21	< 0.3	< 1.8	64
7/7/1994		8260	< 1.2	< 0.5	1.1	< 1.3	< 2.5	< 1	7.8	1.5	8	< 0.3	1.8	20.2
6/27/1995		8260	< 1	< 1	< 1	< 1	< 1	< 1	2.9	< 1	1.3	< 1	< 2	4.2
7/16/1996		8260	< 1.2	< 0.5	< 1	< 0.7	< 2.5	< 1	11	1.2	1.6	< 0.79	< 1.8	13.8
7/14/1997		8260	< 1.2	< 0.5	< 1	< 0.7	< 2.5	< 1	4	< 0.64	1.8	< 0.79	< 1.8	5.8
7/24/1998		8260	< 1.2	< 0.5	< 1	< 0.7	< 2.5	< 1	5	< 0.64	< 1.2	< 0.79	< 1.8	5
7/19/1999		8260	< 1.2	< 0.5	< 1	< 0.7	< 2.5	< 1	3	0.79 J	< 1.2	< 0.79	< 1.8	3.79
10/13/1999		8260	< 1.2	< 1	1.9	< 1	< 2.5	< 1	21	1.6	0.84 J	< 1	9.8	35.14
1/27/2000	A0057802	8021	< 1.2	< 1	1	0.32 J	< 2.5	< 1	13	0.77 J	0.48 J	< 1	3.2	18.77
4/20/2000	A0263901	8021	< 1.2	< 1	2	< 1	< 2.5	< 1	23	1.5	2.6	< 1	4	33.1
7/17/2000	A0500404	8021	< 1.2	< 1	0.53 J	< 1	< 2.5	< 1	12	0.4 J	1.1 J	< 1	1.9	15.93
10/19/2000	A0751320	8021	< 1.2	< 1	< 1	< 1	< 2.5	< 1	4.4	< 1	< 1.2	< 1	< 1.8	4.4
1/12/2001	A1035110	8021	< 1.2	< 1	1.4	< 1	< 2.5	< 1	6.4	1.5	0.32 J	< 1	1.4 J	11.02
4/19/2001	A1361309	624	< 0.24	< 0.3	< 0.36	< 0.28	< 0.5	< 0.36	1.3	< 0.22	< 0.24	< 0.22	< 0.36	1.3
7/12/2001	A1663806	8021	< 1.2	< 1	0.32 J	< 1	< 2.5	< 1	5.5	0.27 J	0.95 J	< 1	0.56 J	7.6
10/12/2001	A1A01005	8021	< 1.2	< 1	< 1	< 1	< 2.5	< 1	2.4	< 1	0.25 J	< 1	0.24 J	2.89
1/14/2002	A2039401	8021	< 1.2	< 1	0.25 J	< 1	< 2.5	< 1	3.4	0.25 J	0.98 J	< 1	1 J	5.88
4/8/2002	A2332601	8260	< 1.2	< 1	0.37 J	< 1	< 2.5	< 1	3.4	0.22 J	0.37 J	0.24 J	0.35 J	4.95
7/8/2002	A2695501	8021	< 1.2	< 1	< 1	< 1	< 2.5	< 1	4.6	< 1	< 1.2	< 1	< 1.8	4.6
10/2/2002	A2980601	8021	< 1.2	< 1	0.32 J	< 1	< 2.5	< 1	4.2	0.36 J	1.1 J	< 1	0.43 J	6.41
1/13/2003	A3038002	8021	< 1.2	< 1	< 1	< 1	< 2.5	< 1	2.9	< 1	1.4	< 1	0.37 J	4.67
4/22/2003	A3376401	8021	< 1.2	< 1	0.31 J	< 1	< 2.5	< 1	4.6	0.33 J	< 1.2	< 1	0.92 J	6.16

< - Indicates parameter was analyzed for, but not detected at or above the reporting limit
To Address the NYSDEC concerns regarding the presentation and plotting of non-detected values, the data for 2001 to 2004 has been reevaluated and interpreted as follows:

1) Non-detected concentrations have been represented as '<' for reporting purposes.
2) Total VOCs have been recalculated and represented as the sum of the detected parameters shown on this table.
3) The method change to 8260 was approved by the NYSDEC and changed in January 2005.

B - The analyte is present in the associated method blank.
D - Result reported from a secondary dilution analysis.
E - Concentration exceeds the calibration range; Result is estimated.
J - Indicates an estimated value.
µg/L - micrograms per liter

Well ID: **B-19M**

Date	Lab Sample ID	Method	Carbon tetrachloride (µg/L)	Chloroform (µg/L)	1,1-Dichloroethane (µg/L)	1,1-Dichloroethene (µg/L)	Methylene chloride (µg/L)	trans-1,2-Dichloroethene (µg/L)	cis-1,2-Dichloroethene (µg/L)	1,1,1-Trichloroethane (µg/L)	Trichloroethene (µg/L)	Tetrachloroethene (µg/L)	Vinyl chloride (µg/L)	Total
7/14/2003	A3670601	8021	< 1.2	< 1	0.24 J	< 1	< 2.5	< 1	4.9	0.21 J	0.28 J	< 1	0.51 J	6.14
10/15/2003	A3998704	8021	< 1.2	< 1	< 1	< 1	< 2.5	< 1	3.4	< 1	< 1.2	< 1	< 1.8	3.4
1/7/2004	A4012301	8021	< 1.2	< 1	< 1	< 1	< 2.5	< 1	2.4	< 1	< 1.2	< 1	< 1.8	2.4
4/27/2004	A4387401	8021	< 1.2	< 1	< 1	< 1	< 2.5	< 1	7.2	< 1	< 1.2	< 1	< 1.8	7.2
7/13/2004	A4664209	8021	< 1.2	< 1	< 1	< 1	< 2.5	< 1	5.4	< 1	< 1.2	< 1	< 1.8	5.4
10/13/2004	A4A09501	8021	< 1	< 1	< 1	< 1	< 1	< 1	11	0.57 J	< 1	< 1	1	12.57
1/12/2005	A5036401	8260	< 1.2	< 1	< 1	< 1	< 2.5	< 1	3.7	< 1	0.41 J	< 1	0.98 J	5.09
4/4/2005	A5307808	8260	< 1.2	< 1	< 1	< 1	< 2.5	< 1	3.7	< 1	0.32 BJ	< 1	0.75 J	4.77
7/21/2005	A5768301	8260/5M	< 1.2	< 1	< 1	< 1	< 2.5	< 1	6.3	< 1	< 1.2	< 1	1 J	7.3
10/20/2005	A5B91902	8260	< 1.2	< 1	< 1	< 1	< 2.5	< 1	4	< 1	0.51 J	< 1	0.92 J	5.43
1/24/2006	A6089112	8260	< 1.2	< 1	< 1	< 1	< 2.5	< 1	4.2	< 1	0.56 J	< 1	1.3 J	6.06
4/18/2006	6D19002-04	8260	< 1	< 1	< 1	< 1	2	< 1	3	< 1	< 1	< 1	< 2	5
7/14/2006	6G14010-06	8260	< 1	< 1	< 1	< 1	8	< 1	3	< 1	< 1	< 1	< 2	11
10/11/2006	6J12003-08	8260	< 1	< 1	< 1	< 1	< 2	< 1	5	< 1	1	< 1	< 2	6
1/8/2007	7A09003-05	8260	< 1	< 1	< 1	< 1	< 2	< 1	3	< 1	< 1	< 1	< 2	3
4/12/2007	7D13007-02	8260	< 1	< 1	< 1	< 1	8	< 1	4	< 1	< 1	< 1	< 2	12
7/10/2007	7G11015-05	8260	< 1	< 1	< 1	< 1	< 2	< 1	3	< 1	4	< 1	< 2	7
10/9/2007	7J10006-03	8260	< 1	< 1	< 1	< 1	< 2	< 1	2	< 1	16	< 1	< 2	18
1/7/2008	8A08003-05	8260	< 1	< 1	< 1	< 1	2	< 1	3	< 1	< 1	< 1	< 2	5
4/10/2008	8D11008-02	8260	< 1	< 1	< 1	< 1	< 2	< 1	4	< 1	< 1	< 1	< 2	4
7/16/2008	5417449	8260	< 1	< 0.8	< 1	< 0.8	< 2	< 0.8	2.5 J	< 0.8	< 1	< 0.8	< 1	2.5
10/15/2008	5499969	8260	< 1	< 0.8	< 1	< 0.8	< 2	< 0.8	3.8 J	< 0.8	2.2 J	< 0.8	< 1	6
1/14/2009	5577589	8260	< 1	< 0.8	< 1	< 0.8	< 2	< 0.8	2.6 J	< 0.8	< 1	< 0.8	< 1	2.6
4/14/2009	5646769	8260	< 1	< 0.8	< 1	< 0.8	< 2	< 0.8	3.5 J	< 0.8	< 1	< 0.8	1.3 J	4.8
7/9/2009	5720693	8260	< 1	< 0.8	< 1	< 0.8	< 2	< 0.8	2.8 J	< 0.8	< 1	< 0.8	< 1	2.8
10/5/2009	5797964	8260	< 1	< 0.8	< 1	< 0.8	< 2	< 0.8	2.7 J	< 0.8	< 1	< 0.8	< 1	2.7
1/25/2010	5892344	8260	< 1	< 0.8	< 1	< 0.8	< 2	< 0.8	2.1 J	< 0.8	< 1	< 0.8	< 1	2.1
4/13/2010	5953087	8260	< 1	< 0.8	< 1	< 0.8	< 2	< 0.8	2 J	< 0.8	< 1	< 0.8	< 1	2
7/14/2010	6032693	8260	< 1	< 0.8	< 1	< 0.8	< 2	< 0.8	2.8 J	< 0.8	< 1	< 0.8	< 1	2.8
10/14/2010	6113368	8260	< 1	< 0.8	< 1	< 0.8	< 2	1.9 J	120	< 0.8	25	< 0.8	1.6 J	148.5
1/25/2011	6191896	8260	< 1	< 0.8	< 1	< 0.8	< 2	< 0.8	15	< 0.8	1.9 J	< 0.8	< 1	16.9
4/18/2011	6261650	8260	< 1	< 0.8	< 1	< 0.8	< 2	< 0.8	2.4 J	< 0.8	< 1	< 0.8	< 1	2.4
7/12/2011	6342653	8260	< 1	< 0.8	< 1	< 0.8	< 2	< 0.8	2.8 J	< 0.8	< 1	< 0.8	< 1	2.8
10/11/2011	6434703	8260	< 1	< 0.8	< 1	< 0.8	< 2	< 0.8	3.7 J	< 0.8	< 1	< 0.8	1.1 J	4.8
1/17/2012	6524429	8260	< 1	< 0.8	< 1	< 0.8	< 2	< 0.8	2.9 J	< 0.8	< 1	< 0.8	< 1	2.9
4/10/2012	6612009	8260	< 1	< 0.8	< 1	< 0.8	< 2	< 0.8	3.9 J	< 0.8	1.1 J	< 0.8	1.1 J	6.1
1/22/2013	6931416	8260	< 1	< 0.8	< 1	< 0.8	< 2	< 0.8	0.81 J	< 0.8	< 1	< 0.8	< 1	0.81
4/3/2013	7010221	8260	< 1	< 0.8	< 1	< 0.8	< 2	< 0.8	2.5 J	< 0.8	1.4 J	< 0.8	< 1	3.9
7/8/2013	7120734	8260	< 1	< 0.8	< 1	< 0.8	< 2	< 0.8	2.9 J	< 0.8	< 1	< 0.8	< 1	2.9
11/13/2013	7276544	8260	< 1	< 0.8	< 1	< 0.8	< 2	< 0.8	2.9 J	< 0.8	2.1 J	< 0.8	< 1	5
1/16/2014	7340026	8260	< 1	< 0.8	< 1	< 0.8	< 2	< 0.8	3.1 J	< 0.8	1.9 J	< 0.8	< 1	5
4/24/2014	7442061	8260	< 0.5	< 0.5	< 0.5	< 0.5	< 2	< 0.5	1.6	< 0.5	< 0.5	< 0.5	< 0.5	1.6
7/8/2014	7526294	8260	< 0.5	< 0.5	< 0.5	< 0.5	< 2	< 0.5	2.8	< 0.5	0.95 J	< 0.5	< 0.5	3.75
10/3/2014	7625309	8260	< 0.5	< 0.5	< 0.5	< 0.5	< 2	< 0.5	2.4	< 0.5	< 0.5	< 0.5	0.55 J	2.95
1/7/2015	7732745	8260	< 0.5	< 0.5	< 0.5	< 0.5	< 2	< 0.5	2.2	< 0.5	0.54 J	< 0.5	0.76 J	3.5
4/16/2015	7850971	8260	< 0.5	< 0.5	< 0.5	< 0.5	< 2	< 0.5	2.9	< 0.5	3.8	< 0.5	0.55 J	7.25
7/8/2015	7960008	SW8260C	< 0.5	< 0.5	< 0.5	< 0.5	< 2	< 0.5	1.1	< 0.5	< 0.5	< 0.5	< 0.5	1.1
4/26/2017	240-78855-8	8260C	< 1.0	< 1.0	< 1.0	< 1.0	< 1.0	< 1.0	1.1	< 1.0	< 1.0	< 1.0	0.71 J	1.81
4/16/2018	240-94331-5	8260C	< 1.0	< 1.0	0.26 J	< 1.0	< 1.0	< 1.0	2.6	< 1.0	< 1.0	< 1.0	0.64 J	3.5

< - Indicates parameter was analyzed for, but not detected at or above the reporting limit
To Address the NYSDEC concerns regarding the presentation and plotting of non-detected values, the data for 2001 to 2004 has been reevaluated and interpreted as follows:

1) Non-detected concentrations have been represented as '<' for reporting purposes.
2) Total VOCs have been recalculated and represented as the sum of the detected parameters shown on this table.
3) The method change to 8260 was approved by the NYSDEC and changed in January 2005.

B - The analyte is present in the associated method blank.
D - Result reported from a secondary dilution analysis.
E - Concentration exceeds the calibration range; Result is estimated.
J - Indicates an estimated value.
µg/L - micrograms per liter

Well ID: **B-19M**

Date	Lab Sample ID	Method	Carbon tetrachloride (µg/L)	Chloroform (µg/L)	1,1-Dichloroethane (µg/L)	1,1-Dichloroethene (µg/L)	Methylene chloride (µg/L)	trans-1,2-Dichloroethene (µg/L)	cis-1,2-Dichloroethene (µg/L)	1,1,1-Trichloroethane (µg/L)	Trichloroethene (µg/L)	Tetrachloroethene (µg/L)	Vinyl chloride (µg/L)	Total
4/9/2019	240-110803-16	8260C	< 1.0	< 1.0	< 1.0	< 1.0	< 5.0	< 1.0	0.80 J	< 1.0	0.31 J	< 1.0	< 1.0	1.11
3/30/2020	240-128375-9	8260C	< 1	< 1	0.21 J	< 1.0	< 5	< 1.0	2.2	< 1.0	< 1.0	< 1.0	0.76 J	3.17
4/22/2021	240-148022-4	8260C	< 1.0	< 1.0	0.33 J	< 1.0	< 5.0	< 1.0	3	< 1.0	0.21 J	< 1.0	0.89 J	4.43
6/28/2021	240-152171-1	8260C	< 1.0	< 1.0	< 1.0	< 1.0	< 5.0	< 1.0	1.8	< 1.0	< 1.0	< 1.0	0.71 J	2.51
7/26/2021	240-153558-1	8260C	< 1.0	< 1.0	< 1.0	< 1.0	< 5.0	< 1.0	2.8	< 1.0	< 1.0	< 1.0	0.91 J	3.71
8/24/2021	240-155063-3	8260C	< 1.0	< 1.0	< 1.0	< 1.0	< 5.0	< 1.0	2.1	< 1.0	< 1.0	< 1.0	1.3	3.4
10/25/2021	240-158965-2	8260C	< 1.0	< 1.0	< 1.0	< 1.0	< 5.0	< 1.0	2.8	< 1.0	< 1.0	< 1.0	0.91 J	3.71
4/14/2022	240-165119-5	8260C	< 1.0	< 1.0	< 1.0	< 1.0	< 5.0	< 1.0	2.6	< 1.0	< 1.0	< 1.0	1.9	4.5
3/20/2023	240-182590-38	8260D	< 1.0	< 1.0	< 1.0	< 1.0	< 5.0	< 1.0	1.7	< 1.0	< 1.0	< 1.0	1	2.7
4/18/2024	240-203148-36	8260D	< 1.0	< 1.0	< 1.0	< 1.0	< 5.0	< 1.0	2.2	< 1.0	< 1.0	< 1.0	1.1	3.3

< - Indicates parameter was analyzed for, but not detected at or above the reporting limit
To Address the NYSDEC concerns regarding the presentation and plotting of non-detected values, the data for 2001 to 2004 has been reevaluated and interpreted as follows:

1) Non-detected concentrations have been represented as '<' for reporting purposes.
2) Total VOCs have been recalculated and represented as the sum of the detected parameters shown on this table.
3) The method change to 8260 was approved by the NYSDEC and changed in January 2005.

B - The analyte is present in the associated method blank.
D - Result reported from a secondary dilution analysis.
E - Concentration exceeds the calibration range; Result is estimated.
J - Indicates an estimated value.
µg/L - micrograms per liter

MONITORING WELL GROUNDWATER ANALYTICAL RESULT SUMMARY
FORMER CARBORUNDUM COMPANY
SANBORN, NEW YORK

Well ID: **B-20M**

Date	Lab Sample ID	Method	Carbon tetrachloride (µg/L)	Chloroform (µg/L)	1,1-Dichloroethane (µg/L)	1,1-Dichloroethene (µg/L)	Methylene chloride (µg/L)	trans-1,2-Dichloroethene (µg/L)	cis-1,2-Dichloroethene (µg/L)	1,1,1-Trichloroethane (µg/L)	Trichloroethene (µg/L)	Tetrachloroethene (µg/L)	Vinyl chloride (µg/L)	Total
11/1/1988		8260	< 1	< 1	< 1	< 1	< 1	< 1	< 1	< 1	3	< 5	< 1	3
12/1/1988		8260	< 0.4	< 0.4	< 0.4	< 0.8	3.8	< 0.4	< 0.4	< 0.4	< 0.4	< 5	< 2	3.8
1/1/1989		8260	< 0.1	< 5	< 0.07	< 0.1	0.2	< 0.1	< 0.1	< 0.03	0.5	< 0.03	< 0.2	0.7
4/1/1989		8260	< 0.1	< 0.5	< 0.07	< 0.03	< 0.1	< 0.1	< 0.1	< 0.03	< 0.1	< 0.03	< 0.2	0
7/1/1989		8260	< 1.2	< 0.5	< 0.7	< 1.3	26	< 1	< 1	< 0.3	< 1.2	< 0.3	< 1.8	26
10/1/1989		8260	< 1	< 0.5	< 0.7	< 1	< 1	< 1	< 1	< 0.3	< 1	< 0.3	< 1	0
1/1/1990		8260	< 1	0.6	< 0.7	< 1	< 5	< 1	< 1	< 0.3	< 1	< 0.3	< 1	0.6
4/1/1990		8260	< 1	< 0.5	< 0.7	< 1	< 5	< 1	< 1	< 0.3	< 1	< 0.3	< 1	0
7/1/1990		8260	< 1	< 0.5	< 0.7	< 1	< 5	< 1	< 1	< 0.3	< 1	< 0.3	< 1	0
10/1/1990		8260	< 1	< 0.5	< 0.7	< 1	< 1	< 1	< 1	< 0.3	< 1	< 0.3	< 1	0
1/1/1991		8260	< 1	< 0.5	< 0.7	< 1	< 5	< 1	< 1	< 0.3	< 1	< 0.3	< 1	0
5/1/1991		8260	< 1.2	< 0.5	< 0.7	< 1.3	< 2.5	< 1	< 1	< 0.3	< 1.2	< 0.3	< 1.8	0
7/1/1991		8260	< 1.2	< 0.5	< 0.7	< 1.3	< 2.5	< 1	< 1	< 0.3	< 1.2	< 0.3	< 1.8	0
10/1/1991		8260	< 1.2	< 0.5	< 0.7	< 1.3	< 2.5	< 1	< 1	< 0.3	< 1.2	< 0.3	< 1.8	0
1/1/1992		8260	< 1.2	< 0.5	< 0.7	< 1.3	< 2.5	< 1	< 1	< 0.3	< 1.2	< 0.3	< 1.8	0
4/1/1992		8260	< 1.2	< 0.5	< 0.7	< 1.3	< 2.5	< 1	< 1	< 0.3	< 1.2	< 0.3	< 1.8	0
7/1/1992		8260	< 1.2	< 0.5	< 0.7	< 1.3	< 2.5	< 1	< 1	0.9 A	< 1.2	< 0.3	< 1.8	0.9
10/1/1992		8260	< 1.2	< 0.5	< 0.7	< 1.3	< 2.5	< 1	< 1	< 0.3	< 1.2	< 0.3	< 1.8	0
1/1/1993		8260	< 1.2	< 0.5	< 0.7	< 1.3	< 2.5	< 1	< 1	< 0.3	< 1.2	< 0.3	< 1.8	0
3/31/1993		8260	< 1.2	< 0.5	< 0.7	< 1.3	< 2.5	< 1	< 1	< 0.5	< 1.2	< 0.3	< 1.8	0
6/30/1993		8260	< 1.2	< 0.5	< 0.7	< 1.3	< 2.5	< 1	< 1	< 0.5	< 1.2	< 0.3	< 1.8	0
10/7/1993		8260	< 1.2	< 0.5	< 0.7	< 1.3	< 2.5	< 1	< 1	< 0.5	< 1.2	< 0.3	< 1.8	0
7/6/1994		8260	< 1.2	< 0.5	< 0.7	< 1.3	< 2.5	< 1	< 1	< 0.5	< 1.2	< 0.3	< 1.8	0
6/27/1995		8260	< 1	< 1	< 1	< 1	< 1	< 1	< 1	< 1	< 1	< 1	< 2	0
7/11/1996		8260	< 1.2	< 0.5	< 1	< 0.7	< 2.5	< 1	< 1	< 0.64	< 1.2	< 0.79	< 1.8	0
7/10/1997		8260	< 1.2	< 0.5	< 1	< 0.7	< 2.5	< 1	< 1	< 0.64	< 1.2	< 0.79	< 1.8	0
7/24/1998		8260	< 1.2	< 0.5	< 1	< 0.7	< 2.5	< 1	< 1	< 0.64	< 1.2	< 0.79	< 1.8	0
7/28/1999		8260	< 1.2	< 0.5	< 1	< 0.7	< 2.5	< 1	< 1	< 0.64	< 1.2	< 0.79	< 1.8	0
10/14/1999		8260	< 1.2	< 1	< 1	< 1	< 2.5	< 1	< 1	< 1	< 1.2	< 1	< 1.8	0
1/28/2000	A0057801	8021	< 1.2	< 1	< 1	< 1	< 2.5	< 1	< 1	< 1	< 1.2	< 1	< 1.8	0
4/19/2000	A0259403	8021	< 1.2	< 1	< 1	< 1	< 2.5	< 1	< 1	< 1	0.26 J	< 1	< 1.8	0.26
7/11/2000	A0483112	8021	< 1.2	< 1	< 1	< 1	< 2.5	< 1	< 1	< 1	0.67 J	< 1	< 1.8	0.67
10/20/2000	A0754602	8021	< 1.2	< 1	< 1	< 1	< 2.5	< 1	< 1	< 1	< 1.2	< 1	< 1.8	0
1/16/2001	A1043906	8021	< 1.2	< 1	< 1	< 1	< 2.5	< 1	< 1	< 1	< 1.2	< 1	< 1.8	0
4/16/2001	A1345807	624	< 1.2	< 1.5	< 1.8	< 1.4	< 2.5	< 1.8	< 1.4	< 1.1	< 1.2	< 1.1	< 1.8	0
7/13/2001	A1663809	8021	< 1.2	< 1	< 1	< 1	< 2.5	< 1	< 1	< 1	< 1.2	< 1	< 1.8	0
10/10/2001	A1994703	8021	< 1.2	< 1	< 1	< 1	< 2.5	< 1	< 1	< 1	< 1.2	< 1	< 1.8	0
1/17/2002	A2058502	8021	< 1.2	< 1	< 1	< 1	< 2.5	< 1	< 1	< 1	< 1.2	< 1	< 1.8	0
4/9/2002	A2332612	8260	< 1.2	< 1	< 1	< 1	< 2.5	< 1	< 1	< 1	< 1.2	< 1	< 1.8	0
7/9/2002	A2695510	8021	< 1.2	< 1	< 1	< 1	< 2.5	< 1	< 1	< 1	< 1.2	< 1	< 1.8	0
10/3/2002	A2980611	8021	< 1.2	< 1	< 1	< 1	< 2.5	< 1	< 1	< 1	< 1.2	< 1	< 1.8	0
1/15/2003	A3043008	8021	< 1.2	< 1	< 1	< 1	< 2.5	< 1	< 1	< 1	< 1.2	< 1	< 1.8	0
4/14/2003	A3347502	8021	< 1.2	< 1	< 1	< 1	< 2.5	< 1	< 1	< 1	< 1.2	< 1	< 1.8	0
7/15/2003	A3670608	8021	< 1.2	< 1	< 1	< 1	< 2.5	< 1	< 1	< 1	< 1.2	< 1	< 1.8	0
10/16/2003	A3A08901	8021	< 1.2	< 1	< 1	< 1	< 2.5	< 1	< 1	< 1	< 1.2	< 1	< 1.8	0
7/20/2004	A4682902	8021	< 1.2	< 1	< 1	< 1	< 2.5	< 1	< 1	< 1	< 1.2	< 1	< 1.8	0

< - Indicates parameter was analyzed for, but not detected at or above the reporting limit
To Address the NYSDEC concerns regarding the presentation and plotting of non-detected values, the data for 2001 to 2004 has been reevaluated and interpreted as follows:
1) Non-detected concentrations have been represented as '<' for reporting purposes.
2) Total VOCs have been recalculated and represented as the sum of the detected parameters shown on this table.
3) The method change to 8260 was approved by the NYSDEC and changed in January 2005.

B - The analyte is present in the associated method blank.
D - Result reported from a secondary dilution analysis.
E - Concentration exceeds the calibration range; Result is estimated.
J - Indicates an estimated value.
µg/L - micrograms per liter

Well ID: **B-20M**

Date	Lab Sample ID	Method	Carbon tetrachloride (µg/L)	Chloroform (µg/L)	1,1-Dichloroethane (µg/L)	1,1-Dichloroethene (µg/L)	Methylene chloride (µg/L)	trans-1,2-Dichloroethene (µg/L)	cis-1,2-Dichloroethene (µg/L)	1,1,1-Trichloroethane (µg/L)	Trichloroethene (µg/L)	Tetrachloroethene (µg/L)	Vinyl chloride (µg/L)	Total
4/22/2005	A5402101	8260	< 1.2	< 1	< 1	< 1	< 2.5	< 1	< 1	< 1	< 1.2	< 1	< 1.8	0
7/22/2005	A5778401	8260/5M	< 1.2	< 1	< 1	< 1	< 2.5	< 1	< 1	< 1	< 1.2	< 1	< 1.8	0
7/18/2006	6G19003-10	8260	< 1	< 1	< 1	< 1	6 B	< 1	< 1	< 1	< 1	< 1	< 2	6
7/11/2007	7G12003-09	8260	< 1	< 1	< 1	< 1	< 2	< 1	< 1	< 1	< 1	< 1	< 2	0
7/22/2008	5422165	8260	< 1	< 0.8	< 1	< 0.8	< 2	< 0.8	< 0.8	< 0.8	< 1	< 0.8	< 1	0
7/9/2009	5720683	8260	< 1	< 0.8	< 1	< 0.8	< 2	< 0.8	< 0.8	< 0.8	< 1	< 0.8	< 1	0
7/20/2010	6038211	8260	< 1	< 0.8	< 1	< 0.8	< 2	< 0.8	< 0.8	< 0.8	< 1	< 0.8	< 1	0
7/21/2011	6353675	8260	< 1	< 0.8	< 1	< 0.8	< 2	< 0.8	< 0.8	< 0.8	< 1	< 0.8	< 1	0
7/17/2012	6723841	8260	< 1	< 0.8	< 1	< 0.8	< 2	< 0.8	< 0.8	< 0.8	< 1	< 0.8	< 1	0
7/15/2013	7128198	8260	< 1	< 0.8	< 1	< 0.8	< 2	< 0.8	< 0.8	< 0.8	< 1	< 0.8	< 1	0
7/10/2014	7529508	8260	< 0.5	< 0.5	< 0.5	< 0.5	< 2	< 0.5	< 0.5	< 0.5	< 0.5	< 0.5	< 0.5	0
7/6/2015	7956061	SW8260C	< 0.5	< 0.5	< 0.5	< 0.5	< 2	< 0.5	< 0.5	< 0.5	< 0.5	< 0.5	< 0.5	0

< - Indicates parameter was analyzed for, but not detected at or above the reporting limit
To Address the NYSDEC concerns regarding the presentation and plotting of non-detected values, the data for 2001 to 2004 has been reevaluated and interpreted as follows:

1) Non-detected concentrations have been represented as '<' for reporting purposes.
2) Total VOCs have been recalculated and represented as the sum of the detected parameters shown on this table.
3) The method change to 8260 was approved by the NYSDEC and changed in January 2005.

B - The analyte is present in the associated method blank.
D - Result reported from a secondary dilution analysis.
E - Concentration exceeds the calibration range; Result is estimated.
J - Indicates an estimated value.
µg/L - micrograms per liter

MONITORING WELL GROUNDWATER ANALYTICAL RESULT SUMMARY
FORMER CARBORUNDUM COMPANY
SANBORN, NEW YORK

Well ID: **B-21M**

Date	Lab Sample ID	Method	Carbon tetrachloride (µg/L)	Chloroform (µg/L)	1,1-Dichloroethane (µg/L)	1,1-Dichloroethene (µg/L)	Methylene chloride (µg/L)	trans-1,2-Dichloroethene (µg/L)	cis-1,2-Dichloroethene (µg/L)	1,1,1-Trichloroethane (µg/L)	Trichloroethene (µg/L)	Tetrachloroethene (µg/L)	Vinyl chloride (µg/L)	Total
11/1/1988		8260	< 1	< 1	< 1	< 1	2	< 5	3.2	< 1	8.2	< 5	< 1	13.4
12/1/1988		8260	< 0.2	< 0.2	< 0.2	< 0.4	1.2	< 0.2	< 0.2	< 0.2	< 0.2	< 5	< 0.6	1.2
1/1/1989		8260	< 0.1	< 5	< 0.07	< 0.1	0.1	< 0.1	< 1	< 0.03	2	< 0.03	< 0.2	2.1
4/1/1989		8260	< 0.1	< 0.05	< 0.07	< 0.03	< 0.1	< 0.1	2	< 0.03	6.8	< 0.03	< 0.2	8.8
7/1/1989		8260	< 1.2	< 0.5	< 0.7	< 1.3	< 2.5	< 0.1	< 1	< 0.3	< 1.2	< 0.3	< 1.8	0
10/1/1989		8260	< 1	< 0.5	< 0.7	< 1	< 1	< 0.1	< 1	< 0.3	< 1	< 0.3	< 1	0
1/1/1990		8260	< 1	1	< 0.7	< 1	< 5	< 1	24	< 0.3	4.5	< 0.3	< 1	29.5
4/1/1990		8260	< 1	< 0.5	< 0.7	< 1	< 5	< 1	< 1	< 0.3	< 1	< 0.3	< 1	0
7/1/1990		8260	< 1	< 0.5	< 0.7	< 1	< 5	< 1	< 1	< 0.3	< 1	< 0.3	< 1	0
10/1/1990		8260	< 1	< 0.5	< 0.7	< 1	< 1	< 1	< 1	< 0.3	< 1	< 0.3	< 1	0
1/1/1991		8260	< 1	< 0.5	< 0.7	< 1	< 5	< 1	< 1	0.3	< 1	< 0.3	< 1	0.3
5/1/1991		8260	< 1.2	< 0.5	< 0.7	< 1.3	< 2.5	< 1	< 1	< 0.3	< 1.2	< 0.3	< 1.8	0
7/1/1991		8260	< 1.2	< 0.5	< 0.7	< 1.3	< 2.5	< 1	< 1	< 0.3	< 1.2	< 0.3	< 1.8	0
10/1/1991		8260	< 1.2	< 0.5	< 0.7	< 1.3	< 2.5	< 1	5.7	< 0.3	< 1.2	< 0.3	< 1.8	5.7
1/1/1992		8260	< 1.2	< 0.5	< 0.7	< 1.3	< 2.5	< 1	< 1	< 0.3	< 1.2	< 0.3	< 1.8	0
4/1/1992		8260	< 1.2	< 0.5	< 0.7	< 1.3	< 2.5	< 1	< 1	< 0.3	< 1.2	< 0.3	< 1.8	0
7/1/1992		8260	< 1.2	< 0.5	< 0.7	< 1.3	< 2.5	< 1	< 1	2.3 A	< 1.2	< 0.3	< 1.8	2.3
10/1/1992		8260	< 1.2	< 0.5	< 0.7	< 1.3	< 2.5	< 1	< 1	< 0.3	< 1.2	< 0.3	< 1.8	0
1/1/1993		8260	< 1.2	< 0.5	< 0.7	< 1.3	< 2.5	< 1	< 1	< 0.3	< 1.2	< 0.3	< 1.8	0
4/2/1993		8260	< 1.2	< 0.5	< 0.7	< 1.3	< 2.5	< 1	< 1	< 0.5	< 1.2	< 0.3	< 1.8	0
7/1/1993		8260	< 1.2	< 0.5	< 0.7	< 1.3	< 2.5	< 1	< 1	< 0.5	< 1.2	< 0.3	< 1.8	0
4/7/1994		8260	< 1.2	< 0.5	< 0.7	< 1.3	< 2.5	< 1	< 1	< 0.5	< 1.2	< 0.3	< 1.8	0
1/26/1995		8260	< 1	< 1	< 1	< 1	< 1	< 1	< 1	< 1	< 1	< 1	< 2	0
4/4/1996		8260	< 1.2	< 0.5	< 1	< 0.7	< 2.5	< 1	< 1	< 0.64	< 1.2	< 0.79	< 1.8	0
1/29/1997		8260	< 1.2	< 0.5	< 1	< 0.7	< 2.5	< 1	< 1	< 0.64	< 1.2	< 0.79	< 1.8	0
4/17/1997		8260	< 1.2	< 0.5	< 1	< 0.7	< 2.5	< 1	< 1	< 0.64	< 1.2	< 0.79	< 1.8	0
1/20/1998		8260	< 1.2	< 0.5	< 1	< 0.7	< 2.5	< 1	< 1	< 0.64	< 1.2	< 0.79	< 1.8	0
4/22/1998		8260	< 1.2	< 0.5	< 1	< 0.7	< 2.5	< 1	< 1	< 0.64	< 1.2	< 0.79	< 1.8	0
4/26/2000	A0275205	8021	< 1.2	< 1	< 1	< 1	< 2.5	< 1	< 1	< 1	< 1.2	< 1	< 1.8	0
4/23/2001	A1375208	8021	< 1.2	< 1	< 1	< 1	< 2.5	< 1	< 1	< 1	< 1.2	< 1	< 1.8	0
10/17/2001	A1A23304	8021	< 1.2	< 1	< 1	< 1	< 2.5	< 1	< 1	< 1	< 1.2	< 1	< 1.8	0
1/17/2002	A2058505	8021	< 1.2	< 1	< 1	< 1	< 2.5	< 1	< 1	< 1	< 1.2	< 1	< 1.8	0
4/10/2002	A2347901	8260	< 1.2	< 1	< 1	< 1	< 2.5	< 1	< 1	< 1	< 1.2	< 1	< 1.8	0
7/9/2002	A2695511	8021	< 1.2	< 1	< 1	< 1	< 2.5	< 1	< 1	< 1	< 1.2	< 1	< 1.8	0
1/16/2003	A3056001	8021	< 1.2	< 1	< 1	< 1	< 2.5	< 1	< 1	< 1	< 1.2	< 1	< 1.8	0
4/15/2003	A3356602	8021	< 1.2	< 1	< 1	< 1	< 2.5	< 1	< 1	< 1	< 1.2	< 1	< 1.8	0
7/15/2003	A3670607	8021	< 1.2	< 1	< 1	< 1	< 2.5	< 1	< 1	< 1	< 1.2	< 1	< 1.8	0
10/15/2003	A3998706	8021	< 1.2	< 1	< 1	< 1	< 2.5	< 1	< 1	< 1	< 1.2	< 1	< 1.8	0
1/8/2004	A4026305	8021	< 1.2	< 1	< 1	< 1	< 2.5	< 1	< 1	< 1	< 1.2	< 1	< 1.8	0
7/15/2004	A4674102	8021	< 1.2	< 1	< 1	< 1	< 2.5	< 1	< 1	< 1	< 1.2	< 1	< 1.8	0
7/15/2004	A4674102	8260	< 1.2	< 1	< 1	< 1	< 2.5	< 1	< 1	< 1	< 1.2	< 1	< 1.8	0
10/18/2004	A4A27801	8021	< 1	< 1	< 1	< 1	< 5	< 1	< 1	< 1	1.7	< 1	< 1	1.7
1/14/2005	A5038301	8260	< 1.2	< 1	< 1	< 1	< 2.5	< 1	< 1	< 1	2.5	< 1	< 1.8	2.5
4/22/2005	A5402104	8260	< 1.2	< 1	< 1	< 1	< 2.5	< 1	< 1	< 1	< 1.2	< 1	< 1.8	0
7/25/2005	A5790301	8260/5M	< 1.2	< 1	< 1	< 1	< 2.5	< 1	< 1	< 1	< 1.2	< 1	< 1.8	0
10/21/2005	A5B92301	8260	< 1.2	< 1	< 1	< 1	< 2.5	< 1	< 1	< 1	< 1.2	< 1	< 1.8	0

< - Indicates parameter was analyzed for, but not detected at or above the reporting limit
To Address the NYSDEC concerns regarding the presentation and plotting of non-detected values, the data for 2001 to 2004 has been reevaluated and interpreted as follows:
1) Non-detected concentrations have been represented as '<' for reporting purposes.
2) Total VOCs have been recalculated and represented as the sum of the detected parameters shown on this table.
3) The method change to 8260 was approved by the NYSDEC and changed in January 2005.

B - The analyte is present in the associated method blank.
D - Result reported from a secondary dilution analysis.
E - Concentration exceeds the calibration range; Result is estimated.
J - Indicates an estimated value.
µg/L - micrograms per liter

Well ID: **B-21M**

Date	Lab Sample ID	Method	Carbon tetrachloride (µg/L)	Chloroform (µg/L)	1,1-Dichloroethane (µg/L)	1,1-Dichloroethene (µg/L)	Methylene chloride (µg/L)	trans-1,2-Dichloroethene (µg/L)	cis-1,2-Dichloroethene (µg/L)	1,1,1-Trichloroethane (µg/L)	Trichloroethene (µg/L)	Tetrachloroethene (µg/L)	Vinyl chloride (µg/L)	Total
1/24/2006	A6089101	8260	< 1.2	< 1	< 1	< 1	< 2.5	< 1	< 1	< 1	< 1.2	< 1	< 1.8	0
4/13/2006	6D14002-03	8260	< 1	< 1	< 1	< 1	< 2	< 1	< 1	< 1	< 1	< 1	< 2	0
7/17/2006	6G18004-03	8260	< 1	< 1	< 1	< 1	< 2	< 1	< 1	< 1	< 1	< 1	< 2	0
10/10/2006	6J11002-07	8260	< 1	< 1	< 1	< 1	< 2	< 1	< 1	< 1	1	< 1	< 2	1
1/11/2007	7A12004-01	8260	< 1	< 1	< 1	< 1	< 2	< 1	< 1	< 1	< 1	< 1	< 2	0
4/5/2007	7D06002-01	8260	< 1	< 1	< 1	< 1	< 2	< 1	< 1	< 1	< 1	< 1	< 2	0
7/18/2007	7G19011-03	8260	< 1	< 1	< 1	< 1	< 2	< 1	< 1	< 1	< 1	< 1	< 2	0
10/11/2007	7J12012-01	8260	< 1	< 1	< 1	< 1	< 2	< 1	< 1	< 1	< 1	< 1	< 2	0
1/9/2008	8A10002-02	8260	< 1	< 1	< 1	< 1	2	< 1	< 1	< 1	< 1	< 1	< 2	2
4/7/2008	8D08002-02	8260	< 1	< 1	< 1	< 1	10 B	< 1	< 1	< 1	< 1	< 1	< 2	10
7/21/2008	5420899	8260	< 1	< 0.8	< 1	< 0.8	< 2	< 0.8	< 0.8	< 0.8	< 1	< 0.8	< 1	0
10/15/2008	5499966	8260	< 1	< 0.8	< 1	< 0.8	< 2	< 0.8	< 0.8	< 0.8	< 1	< 0.8	< 1	0
1/13/2009	5576506	8260	< 1	< 0.8	< 1	< 0.8	< 2	< 0.8	< 0.8	< 0.8	< 1	< 0.8	< 1	0
4/20/2009	5651170	8260	< 1	< 0.8	< 1	< 0.8	< 2	< 0.8	< 0.8	< 0.8	< 1	< 0.8	< 1	0
7/13/2009	5722289	8260	< 1	< 0.8	< 1	< 0.8	< 2	< 0.8	< 0.8	< 0.8	< 1	< 0.8	< 1	0
10/6/2009	5799017	8260	< 1	< 0.8	< 1	< 0.8	< 2	< 0.8	< 0.8	< 0.8	< 1	< 0.8	< 1	0
1/26/2010	5893229	8260	< 1	< 0.8	< 1	< 0.8	< 2	< 0.8	< 0.8	< 0.8	< 1	< 0.8	< 1	0
4/7/2010	5948416	8260	< 1	< 0.8	< 1	< 0.8	< 2	< 0.8	< 0.8	< 0.8	< 1	< 0.8	< 1	0
7/15/2010	6033914	8260	< 1	< 0.8	< 1	< 0.8	< 2	< 0.8	< 0.8	< 0.8	< 1	< 0.8	< 1	0
10/19/2010	6116884	8260	< 1	< 0.8	< 1	< 0.8	< 2	< 0.8	< 0.8	< 0.8	< 1	< 0.8	< 1	0
1/27/2011	6194102	8260	< 1	< 0.8	< 1	< 0.8	< 2	< 0.8	< 0.8	< 0.8	< 1	< 0.8	< 1	0
4/13/2011	6258133	8260	< 1	< 0.8	< 1	< 0.8	< 2	< 0.8	< 0.8	< 0.8	< 1	< 0.8	< 1	0
7/25/2011	6355562	8260	< 1	< 0.8	< 1	< 0.8	< 2	< 0.8	< 0.8	< 0.8	< 1	< 0.8	< 1	0
10/10/2011	6433660	8260	< 1	< 0.8	< 1	< 0.8	< 2	< 0.8	< 0.8	< 0.8	< 1	< 0.8	< 1	0
1/18/2012	6526481	8260	< 1	< 0.8	< 1	< 0.8	< 2	< 0.8	< 0.8	< 0.8	1.1 J	< 0.8	< 1	1.1
4/3/2012	6605291	8260	< 1	< 0.8	< 1	< 0.8	< 2	< 0.8	< 0.8	< 0.8	< 1	< 0.8	< 1	0
7/19/2012	6728257	8260	< 1	< 0.8	< 1	< 0.8	< 2	< 0.8	< 0.8	< 0.8	< 1	< 0.8	< 1	0
10/3/2012	6812014	8260	< 1	< 0.8	< 1	< 0.8	< 2	< 0.8	< 0.8	< 0.8	< 1	< 0.8	< 1	0
1/17/2013	6926976	8260	< 1	< 0.8	< 1	< 0.8	< 2	< 0.8	< 0.8	< 0.8	< 1	< 0.8	< 1	0
4/9/2013	7016202	8260	< 1	< 0.8	< 1	< 0.8	< 2	< 0.8	< 0.8	< 0.8	< 1	< 0.8	< 1	0
7/11/2013	7125533	8260	< 1	< 0.8	< 1	< 0.8	< 2	< 0.8	< 0.8	< 0.8	< 1	< 0.8	< 1	0
11/14/2013	7278192	8260	< 1	< 0.8	< 1	< 0.8	< 2	< 0.8	< 0.8	< 0.8	< 1	< 0.8	< 1	0
1/20/2014	7342593	8260	< 1	< 0.8	< 1	< 0.8	< 2	< 0.8	< 0.8	< 0.8	< 1	< 0.8	< 1	0
4/14/2014	7430450	8260	< 0.5	< 0.5	< 0.5	< 0.5	< 2	< 0.5	< 0.5	< 0.5	< 0.5	< 0.5	< 0.5	0
7/14/2014	7532402	8260	< 0.5	< 0.5	< 0.5	< 0.5	< 2	< 0.5	< 0.5	< 0.5	< 0.5	< 0.5	< 0.5	0
10/2/2014	7623661	8260	< 0.5	< 0.5	< 0.5	< 0.5	< 2	< 0.5	< 0.5	< 0.5	< 0.5	< 0.5	< 0.5	0
1/6/2015	7731163	8260	< 0.5	< 0.5	< 0.5	< 0.5	< 2	< 0.5	< 0.5	< 0.5	< 0.5	< 0.5	< 0.5	0
4/15/2015	7849423	8260	< 0.5	< 0.5	< 0.5	< 0.5	< 2	< 0.5	< 0.5	< 0.5	< 0.5	< 0.5	< 0.5	0
7/13/2015	7965572	SW8260C	< 0.5	< 0.5	< 0.5	< 0.5	< 2	< 0.5	< 0.5	< 0.5	< 0.5	< 0.5	< 0.5	0
10/6/2015	8079116	SW8260C	< 0.5	< 0.5	< 0.5	< 0.5	< 2	< 0.5	< 0.5	< 0.5	< 0.5	< 0.5	< 0.5	0
1/6/2016	8197849	SW8260C	< 0.5	< 0.5	< 0.5	< 0.5	< 2	< 0.5	< 0.5	< 0.5	< 0.5	< 0.5	< 0.5	0
12/6/2016	240-73125-10	8260C	< 1.0	< 1.0	< 1.0	< 1.0	< 1.0	< 1.0	< 1.0	< 1.0	< 1.0	< 1.0	< 1.0	0
4/27/2017	240-78855-11	8260C	< 1.0	< 1.0	< 1.0	< 1.0	< 1.0	< 1.0	< 1.0	< 1.0	< 1.0	< 1.0	< 1.0	0
11/2/2017	240-87694-19	8260C	< 1.0	< 1.0	< 1.0	< 1.0	< 1.0	< 1.0	< 1.0	< 1.0	< 1.0	< 1.0	< 1.0	0
4/18/2018	240-94333-5	8260C	< 1.0	< 1.0	< 1.0	< 1.0	< 1.0	< 1.0	< 1.0	< 1.0	< 1.0	< 1.0	< 1.0	0
9/27/2018	240-102125-10	8260C	< 1.0	< 1.0	< 1.0	< 1.0	< 5.0	< 1.0	0.16 J	< 1.0	< 1.0	< 1.0	< 1.0	0.16
4/9/2019	240-110803-11	8260C	< 1.0	< 1.0	< 1.0	< 1.0	< 5.0	< 1.0	< 1.0	< 1.0	< 1.0	< 1.0	< 1.0	0
11/22/2019	240-122893-7	624.1_L	< 1.0	< 1.0	< 1.0	< 1.0	< 5.0	< 0.50	< 0.50	< 1.0	< 1.0	< 1.0	< 1.0	0
3/27/2020	240-128359-1	8260C	< 1	< 1	< 1.0	< 1.0	< 5	< 1.0	< 1.0	< 1.0	< 1.0	< 1.0	< 1.0	0

< - Indicates parameter was analyzed for, but not detected at or above the reporting limit
To Address the NYSDEC concerns regarding the presentation and plotting of non-detected values, the data for 2001 to 2004 has been reevaluated and interpreted as follows:

1) Non-detected concentrations have been represented as '<' for reporting purposes.
2) Total VOCs have been recalculated and represented as the sum of the detected parameters shown on this table.
3) The method change to 8260 was approved by the NYSDEC and changed in January 2005.

B - The analyte is present in the associated method blank.
D - Result reported from a secondary dilution analysis.
E - Concentration exceeds the calibration range; Result is estimated.
J - Indicates an estimated value.
µg/L - micrograms per liter

Well ID: **B-21M**

Date	Lab Sample ID	Method	Carbon tetrachloride (µg/L)	Chloroform (µg/L)	1,1-Dichloroethane (µg/L)	1,1-Dichloroethene (µg/L)	Methylene chloride (µg/L)	trans-1,2-Dichloroethene (µg/L)	cis-1,2-Dichloroethene (µg/L)	1,1,1-Trichloroethane (µg/L)	Trichloroethene (µg/L)	Tetrachloroethene (µg/L)	Vinyl chloride (µg/L)	Total
10/28/2020	240-139252-1	8260C	< 1.0	< 1.0	< 1.0	< 1.0	< 5.0	< 1.0	< 1.0	< 1.0	< 1.0	< 1.0	< 1.0	0
4/26/2021	240-148317-1	8260C	< 1.0	< 1.0	< 1.0	< 1.0	< 5.0	< 1.0	< 1.0	< 1.0	< 1.0	< 1.0	< 1.0	0
10/26/2021	240-159076-7	8260C	< 1.0	< 1.0	< 1.0	< 1.0	< 5.0	< 1.0	< 1.0	< 1.0	< 1.0	< 1.0	< 1.0	0
4/15/2022	240-165253-6	8260C	< 1.0	< 1.0	< 1.0	< 1.0	< 5.0	< 1.0	< 1.0	< 1.0	< 1.0	< 1.0	< 1.0	0
10/17/2022	240-175103-13	8260D	< 1.0	< 1.0	< 1.0	< 1.0	< 5.0	< 1.0	< 1.0	< 1.0	< 1.0	< 1.0	< 1.0	0
3/21/2023	240-182590-13	8260D	< 1.0	< 1.0	< 1.0	< 1.0	< 5.0	< 1.0	< 1.0	< 1.0	< 1.0	< 1.0	< 1.0	0
10/19/2023	240-194049-13	8260D	< 1.0	< 1.0	< 1.0	< 1.0	< 5.0	< 1.0	< 1.0	< 1.0	< 1.0	< 1.0	< 1.0	0
4/16/2024	240-203148-3	8260D	< 1.0	< 1.0	< 1.0	< 1.0	< 5.0	< 1.0	< 1.0	< 1.0	< 1.0	< 1.0	< 1.0	0

< - Indicates parameter was analyzed for, but not detected at or above the reporting limit
To Address the NYSDEC concerns regarding the presentation and plotting of non-detected values, the data for 2001 to 2004 has been reevaluated and interpreted as follows:

1) Non-detected concentrations have been represented as '<' for reporting purposes.
2) Total VOCs have been recalculated and represented as the sum of the detected parameters shown on this table.
3) The method change to 8260 was approved by the NYSDEC and changed in January 2005.

B - The analyte is present in the associated method blank.
D - Result reported from a secondary dilution analysis.
E - Concentration exceeds the calibration range; Result is estimated.
J - Indicates an estimated value.
µg/L - micrograms per liter

MONITORING WELL GROUNDWATER ANALYTICAL RESULT SUMMARY
FORMER CARBORUNDUM COMPANY
SANBORN, NEW YORK

Well ID: **B-22M**

Date	Lab Sample ID	Method	Carbon tetrachloride (µg/L)	Chloroform (µg/L)	1,1-Dichloroethane (µg/L)	1,1-Dichloroethene (µg/L)	Methylene chloride (µg/L)	trans-1,2-Dichloroethene (µg/L)	cis-1,2-Dichloroethene (µg/L)	1,1,1-Trichloroethane (µg/L)	Trichloroethene (µg/L)	Tetrachloroethene (µg/L)	Vinyl chloride (µg/L)	Total
11/1/1988		8260	< 1	< 1	< 1	< 1	3	< 5	220	< 1	23	< 5	< 1	246
12/1/1988		8260	< 1	< 1	< 1	< 2	3.5	< 5	130	< 1	12	< 5	< 3	145.5
1/1/1989		8260	< 0.1	< 5	< 0.07	< 0.1	< 0.1	0.5	24	< 0.03	4.5	< 0.03	2.3	31.3
4/1/1989		8260	< 0.1	67	3.3	2.9	< 0.1	5.3	280	< 0.03	19	< 0.03	3.8	381.3
7/1/1989		8260	< 10	< 5	19	12	< 10	15	2800	17	360	< 3	260	3483
10/1/1989		8260	< 1	< 0.5	< 0.7	< 1	< 1	< 1	17	< 0.3	< 1	< 0.3	< 1	17
1/1/1990		8260	< 1	< 0.5	25	19	< 5	24	4400	< 0.3	750	< 0.3	93	5311
4/1/1990		8260	< 10	< 5	14	< 10	< 50	< 10	1600	< 3	160	< 3	58	1832
7/1/1990		8260	< 10	< 5	< 70	< 10	< 50	< 10	630	< 3	55	< 3	< 10	685
10/1/1990		8260	< 1	< 0.5	< 0.7	< 1	< 1	< 1	48	< 0.3	1.5	< 0.3	< 1	49.5
1/1/1991		8260	< 1	< 0.5	3.3	< 1	< 5	7.2	430	5.5	110	< 0.3	< 1	556
5/1/1991		8260	< 12	< 5	44	23	< 25	35	5000	11	370	< 3	46	5529
7/1/1991		8260	< 12	< 5	< 7	< 13	< 25	< 10	97	3.8	< 12	< 3	< 18	100.8
10/1/1991		8260	< 12	< 5	< 7	< 13	< 25	< 10	540	5.4	43	< 3	< 18	588.4
1/1/1992		8260	< 24	< 10	< 14	< 26	< 50	< 20	660	< 6	54	< 6	< 36	714
4/1/1992		8260	< 24	< 10	21	< 26	< 50	< 20	2800	11	400	< 6	170	3402
7/1/1992		8260	< 120	< 50	< 70	< 130	< 250	< 100	250	< 200	< 120	< 30	< 180	250
10/1/1992		8260	< 12	< 5	< 7	12	< 25	< 10	4300	9	130	< 3	520	4971
1/1/1993		8260	< 24	< 10	29	< 26	< 50	< 20	2700	9.8	220	< 6	210	3168.8
4/2/1993		8260	< 24	< 10	< 14	< 26	< 50	< 20	2000	< 10	200	< 6	< 36	2200
6/3/1993		8260	< 2.4	< 1	1.6	< 2.6	< 5	4.3	280	< 1	410	< 0.6	< 3.6	695.9
7/1/1993		8260	< 1.2	< 0.5	< 0.7	< 1.3	< 2.5	1	120	< 0.5	2.7	< 0.3	< 3.3	123.7
8/5/1993		8260	< 1.2	< 0.5	< 0.7	< 1.3	< 2.5	< 1	140	< 0.5	3.8	< 0.3	2.9	146.7
9/1/1993		8260	< 1.2	< 0.5	< 0.7	< 1.3	< 2.5	2.3	110	< 0.5	5.3	< 0.3	4.9	122.5
10/4/1993		8260	< 1.2	< 0.5	< 0.7	< 1.3	< 2.5	< 1	150	0.61 *	5.7	< 0.3	< 1.8	156.31
1/27/1994		8260	< 1.2	< 0.5	< 0.7	< 1.3	< 2.5	2.1	230	< 0.5	16	< 0.3	140	388.1
4/7/1994		8260	< 1.2	< 0.5	13	9.4	< 2.5	26	1900	1.6	160	< 0.3	17	2127
7/6/1994		8260	< 1.2	< 0.5	1.2	< 1.3	2.6 J	4.7	180	< 0.5	19	< 0.3	8.7	216.2
10/6/1994		8260	< 1.2	< 0.5	1.1	2.1	< 2.5	4.5	130	< 0.5	4.4	< 0.3	36	178.1
1/26/1995		8260	< 20	< 20	< 20	< 20	< 20	< 20	1900	< 20	190	< 20	< 40	2090
4/5/1995		8260	< 10	< 10	< 10	< 10	< 10	12	1500	< 10	150	< 10	< 20	1662
6/28/1995		8260	< 2	< 2	< 2	< 2	< 2	5.6	240	< 2	22	< 2	29	296.6
10/10/1995		8260	< 12	< 5	3	1.7	< 25	8	510	< 6.4	60	< 7.9	7.3	590
1/11/1996		8260	< 12	< 5	< 10	< 7	< 25	< 10	630	< 6.4	78	< 7.9	33	741
4/4/1996		8260	< 12	< 5	< 10	< 7	< 25	< 10	560	< 6.4	4.2	< 7.9	24	588.2
7/17/1996		8260	< 12	8	< 10	< 7	< 25	< 10	270	< 6.4	16	< 7.9	< 18	294
10/3/1996		8260	< 12	7.1	< 10	< 7	< 25	< 10	210	< 6.4	< 12	< 7.9	< 18	217.1
1/28/1997		8260	< 12	< 5	< 10	< 7	< 25	12	890	< 6.4	70	< 7.9	< 18	972
4/17/1997		8260	< 12	< 5	< 10	< 7	< 25	< 10	510	< 6.4	46	< 7.9	< 18	556
7/15/1997		8260	< 12	7.6	< 10	< 7	< 25	< 10	420	< 6.4	45	< 7.9	< 18	472.6
10/23/1997		8260	< 1.2	< 0.5	< 1	< 0.7	< 2.5	1	130	< 0.64	8.2	< 0.79	< 1.8	139.2
1/21/1998		8260	< 12	< 5	< 10	< 7	< 25	< 10	740	< 6.4	72	< 7.9	< 18	812
4/22/1998		8260	< 12	< 5	< 10	< 7	< 25	14	910	< 6.4	86	< 7.9	< 18	1010
7/23/1998		8260	< 1.2	< 0.5	< 1	< 0.7	< 2.5	4.4	180	< 0.64	21	< 0.79	< 1.8	205.4
10/7/1998		8260	< 1.2	< 0.5	< 1	< 0.7	< 2.5	< 10	340	< 0.64	25	< 0.79	< 1.8	365
1/21/1999		8260	< 12	8.1 J	< 10	< 7	< 25	< 10	340	< 6.4	26	< 7.9	< 18	374.1

< - Indicates parameter was analyzed for, but not detected at or above the reporting limit
To Address the NYSDEC concerns regarding the presentation and plotting of non-detected values, the data for 2001 to 2004 has been reevaluated and interpreted as follows:

1) Non-detected concentrations have been represented as '<' for reporting purposes.
2) Total VOCs have been recalculated and represented as the sum of the detected parameters shown on this table.
3) The method change to 8260 was approved by the NYSDEC and changed in January 2005.

B - The analyte is present in the associated method blank.
D - Result reported from a secondary dilution analysis.
E - Concentration exceeds the calibration range; Result is estimated.
J - Indicates an estimated value.
µg/L - micrograms per liter

Well ID: **B-22M**

Date	Lab Sample ID	Method	Carbon tetrachloride (µg/L)	Chloroform (µg/L)	1,1-Dichloroethane (µg/L)	1,1-Dichloroethene (µg/L)	Methylene chloride (µg/L)	trans-1,2-Dichloroethene (µg/L)	cis-1,2-Dichloroethene (µg/L)	1,1,1-Trichloroethane (µg/L)	Trichloroethene (µg/L)	Tetrachloroethene (µg/L)	Vinyl chloride (µg/L)	Total
4/19/1999		8260	< 1.2	< 0.5	< 1	< 0.7	< 2.5	1.3	90	< 0.64	4.7	< 0.79	< 1.8	96
7/22/1999		8260	< 1.2	< 0.5	< 1	< 0.7	< 2.5	4.1	130	< 0.64	6.5	< 0.79	8.8	149.4
10/12/1999		8260	< 1.2	2.9	< 1	< 1	< 2.5	1.2	180	< 1	5.5	< 1	27	216.6
1/12/2000	A0026402	8021	< 1.2	< 1	< 1	< 1	2.9	< 1	120	< 1	3.4	< 1	2.9	129.2
4/26/2000	A0275203	8021	< 16	< 16	< 16	< 16	< 16	< 16	1400	< 16	220	< 16	< 16	1620
7/18/2000	A0500412	8021	< 1.6	< 1.6	< 1.6	< 1.6	< 2.5	2.3	170	< 1.6	9.7	< 1.6	< 1.8	182
10/19/2000	A0751302	8021	< 1.2	< 1	< 1	< 1	1.1 BJ	< 1	120	< 1	7.8	< 1	5	133.9
1/11/2001	A1035101	8021	< 1.2	1.3	< 1	< 1	4.2	< 1	110	< 1	4.4	< 1	9.6	129.5
4/23/2001	A1375207	8021	< 4	< 4	< 4	< 4	< 4	< 4	510	< 4	50	< 4	< 4	560
7/18/2001	A1682908	8021	< 1.2	< 1	< 1	< 1	2.5	1	130	< 1	13	< 1	7	153.5
10/17/2001	A1A23305	8021	< 1.2	< 1	< 1	< 1	< 2.5	1.5	230	< 1	13	< 1	36	280.5
1/23/2002	A2076701	8021	< 1.2	< 1	7.6	4.6	2.1 J	21	1400 D	< 1	110 D	< 1	9.6	1554.9
4/18/2002	A2378801	8021	< 1.2	< 1	< 1	< 1	0.8 J	< 1	130	< 1	9.2	< 1	36	176
7/15/2002	A2722901	8021	< 1.2	< 1	< 1	< 1	2.2 J	1.4	91	< 1	4.9	< 1	8.1	107.6
10/15/2002	A2A23601	8021	< 1.2	< 1	< 1	< 1	< 2.5	< 1	79	< 1	6.2	< 1	13	98.2
1/22/2003	A3068901	8021	< 1.2	< 1	< 1	< 1	< 2.5	0.94 J	80	< 1	3.2	< 1	12	96.14
4/24/2003	A3389602	8021	< 1.2	< 1	< 1	< 1	1.6 J	< 1	130	< 1	13	< 1.3	30	174.6
7/17/2003	A3683901	8021	< 1.4	< 1	< 1	< 1	< 2.5	< 1	140	< 1	5	< 1.6	13	158
10/21/2003	A3A21902	8021	< 1.4	< 1	< 1	< 1	< 2.5	< 1	160	< 1	5.7	< 1	2.3	168
4/30/2004	A4402503	8021	< 1.4	< 1	< 1	< 1	< 2.5	< 1	99	< 1	< 1.2	< 1	40	139
7/15/2004	A4674303	8021	< 1.4	< 1	2.2	< 1	< 2.5	3.9 E	170 E	< 1	24	< 1	10 E	210.1
7/15/2004	A4674303	8260	< 1.2	< 1.6	< 1.9	< 1	4.3	< 1.6	130	< 1.3	23	< 1.3	< 2.9	157.3
10/18/2004	A4A27701	8021	< 2	< 2	< 2	< 2	< 10	< 2	90	< 2	13	< 2	< 2	103
1/20/2005	A5057501	8260	< 1.2	< 1	2.8	1.6	< 2.5	16	340 D	0.34 J	56 D	< 1	2.2	418.94
4/26/2005	A5414404	8260	< 1.9	< 3.2	< 3.8	< 1.9	< 4	7	250	< 2.5	33	< 2.5	< 5.9	290
7/25/2005	A5790401	8260/5M	< 1.2	< 1.1	< 1	< 1.2	< 2.5	1.6	110	< 1.1	14	< 1.3	7.8	133.4
10/21/2005	A5B92801	8260	< 1.2	< 1	< 1	< 1	< 2.5	0.61 J	36	< 1	3.9	< 1	1.2 J	41.71
1/24/2006	A6089102	8260	< 1.2	< 1	2.9	1.4	< 2.5	15	460 D	< 1	90	< 1	3.1	572.4
4/19/2006	6D20002-01	8260	< 1	< 1	< 1	< 1	< 2	1	61	< 1	17	< 1	14	93
7/17/2006	6G18004-05	8260	< 1	< 1	< 1	< 1	< 2	< 1	29	< 1	5	< 1	2	36
10/10/2006	6J11002-08	8260	< 1	< 1	< 1	< 1	< 2	1	66	< 1	10	< 1	4	81
1/11/2007	7A12004-02	8260	< 1	< 1	3	< 1	< 2	14	370 D	< 1	89	< 1	< 2	476
4/19/2007	7D20005-01	8260	< 1	< 1	< 1	< 1	< 2	5	136	< 1	35	< 1	5	181
7/18/2007	7G19011-02	8260	< 1	< 1	< 1	< 1	< 2	< 1	26	< 1	5	< 1	< 2	31
10/11/2007	7J12012-03	8260	< 1	< 1	< 1	< 1	< 2	< 1	24	< 1	4	< 1	< 2	28
1/9/2008	8A10002-01	8260	< 1	< 1	< 1	< 1	< 2	< 1	17	< 1	3	< 1	3	23
4/8/2008	8D09003-07	8260	< 1	< 1	2	1	6	10	301 D	< 1	95	< 1	2	417
7/21/2008	5420900	8260	< 1	< 0.8	< 1	< 0.8	< 2	< 0.8	24	< 0.8	4.9 J	< 0.8	1.2 J	30.1
10/15/2008	5499967	8260	< 1	< 0.8	< 1	< 0.8	< 2	< 0.8	29	< 0.8	4.1 J	< 0.8	< 1	33.1
1/13/2009	5576505	8260	< 1	< 0.8	3.1 J	2 J	< 2	14	460	< 0.8	120	< 0.8	1 J	600.1
4/20/2009	5651167	8260	< 1	< 0.8	< 1	< 0.8	< 2	3.8 J	150	< 0.8	39	< 0.8	9.9	202.7
7/13/2009	5722290	8260	< 1	< 0.8	< 1	< 0.8	< 2	< 0.8	27	< 0.8	4.8 J	< 0.8	1.6 J	33.4
10/6/2009	5799012	8260	< 1	< 0.8	< 1	< 0.8	< 2	1.5 J	70	< 0.8	15	< 0.8	1.1 J	87.6
1/26/2010	5893228	8260	< 1	< 0.8	< 1	< 0.8	< 2	4.8 J	120	< 0.8	44	< 0.8	< 1	168.8
4/19/2010	5957668	8260	< 1	< 0.8	< 1	< 0.8	< 2	3.8 J	110	< 0.8	30	< 0.8	< 1	143.8
7/15/2010	6033915	8260	< 1	< 0.8	< 1	< 0.8	< 2	< 0.8	38	< 0.8	7.2	< 0.8	< 1	45.2
10/19/2010	6116887	8260	< 1	< 0.8	< 1	< 0.8	< 2	< 0.8	27	< 0.8	6.7	< 0.8	1.9 J	35.6
1/27/2011	6194103	8260	< 1	< 0.8	< 1	< 0.8	< 2	1.3 J	64	< 0.8	15	< 0.8	1.3 J	81.6
4/14/2011	6259038	8260	< 1	< 0.8	2.5 J	1 J	< 2	7.7	280	< 0.8	97	< 0.8	< 1	388.2

< - Indicates parameter was analyzed for, but not detected at or above the reporting limit
To Address the NYSDEC concerns regarding the presentation and plotting of non-detected values, the data for 2001 to 2004 has been reevaluated and interpreted as follows:

1) Non-detected concentrations have been represented as '<' for reporting purposes.
2) Total VOCs have been recalculated and represented as the sum of the detected parameters shown on this table.
3) The method change to 8260 was approved by the NYSDEC and changed in January 2005.

B - The analyte is present in the associated method blank.
D - Result reported from a secondary dilution analysis.
E - Concentration exceeds the calibration range; Result is estimated.
J - Indicates an estimated value.
µg/L - micrograms per liter

Well ID: **B-22M**

Date	Lab Sample ID	Method	Carbon tetrachloride (µg/L)	Chloroform (µg/L)	1,1-Dichloroethane (µg/L)	1,1-Dichloroethene (µg/L)	Methylene chloride (µg/L)	trans-1,2-Dichloroethene (µg/L)	cis-1,2-Dichloroethene (µg/L)	1,1,1-Trichloroethane (µg/L)	Trichloroethene (µg/L)	Tetrachloroethene (µg/L)	Vinyl chloride (µg/L)	Total
7/25/2011	6355561	8260	< 1	< 0.8	< 1	< 0.8	< 2	2.3 J	93	< 0.8	26	< 0.8	1.3 J	122.6
10/10/2011	6433661	8260	< 1	< 0.8	< 1	< 0.8	< 2	0.89 J	43	< 0.8	8.5	< 0.8	1.9 J	54.29
1/18/2012	6526482	8260	< 1	< 0.8	1.2 J	< 0.8	< 2	4.8 J	120	< 0.8	63	< 0.8	< 1	189
4/10/2012	6612011	8260	< 1	< 0.8	< 1	< 0.8	< 2	4 J	120	< 0.8	20	< 0.8	< 1	144
7/19/2012	6728258	8260	< 1	< 0.8	< 1	< 0.8	< 2	< 0.8	42	< 0.8	9.8	< 0.8	< 1	51.8
10/3/2012	6812017	8260	< 1	< 0.8	< 1	< 0.8	< 2	< 0.8	36	< 0.8	7.3	< 0.8	< 1	43.3
1/17/2013	6926979	8260	< 1	< 0.8	< 1	< 0.8	< 2	3.4 J	87	< 0.8	35	< 0.8	< 1	125.4
4/9/2013	7016198	8260	< 1	< 0.8	< 1	< 0.8	< 2	< 0.8	40	< 0.8	9.1	< 0.8	8.8	57.9
7/11/2013	7125534	8260	< 1	< 0.8	1.2 J	< 0.8	< 2	5.7	150	< 0.8	53	< 0.8	< 1	209.9
11/14/2013	7278191	8260	< 1	< 0.8	1.7 J	< 0.8	< 2	6.6	210	< 0.8	83	< 0.8	< 1	301.3
1/20/2014	7342592	8260	< 1	< 0.8	< 1	< 0.8	< 2	4.9 J	130	< 0.8	41	< 0.8	< 1	175.9
4/24/2014	7442065	8260	< 0.5	< 0.5	< 0.5	< 0.5	< 2	2.6	67	< 0.5	14	< 0.5	< 0.5	83.6
7/14/2014	7532401	8260	< 0.5	< 0.5	< 0.5	< 0.5	< 2	< 0.5	19	< 0.5	8.4	< 0.5	1.9	29.3
10/2/2014	7623662	8260	< 0.5	< 0.5	< 0.5	< 0.5	< 2	< 0.5	20	< 0.5	7.6	< 0.5	0.57 J	28.17
1/6/2015	7731162	8260	< 0.5	< 0.5	1.4	0.68 J	< 2	5.7	180	< 0.5	100	< 0.5	0.57 J	288.35
4/22/2015	7858498	8260	< 0.5	< 0.5	< 0.5	< 0.5	< 2	2.8	81	< 0.5	29	< 0.5	< 0.5	112.8
7/13/2015	7965571	SW8260C	< 0.5	< 0.5	< 0.5	< 0.5	< 2	0.78 J	45	< 0.5	20	< 0.5	1 J	66.78
10/6/2015	8079115	SW8260C	< 0.5	< 0.5	< 0.5	< 0.5	< 2	< 0.5	28	< 0.5	7.1	< 0.5	0.55 J	35.65
1/6/2016	8197848	SW8260C	< 0.5	< 0.5	< 0.5	< 0.5	< 2	< 0.5	22	< 0.5	5	< 0.5	0.71 J	27.71
12/6/2016	240-73125-9	8260C	< 1.0	< 1.0	< 1.0	< 1.0	< 1.0	0.56 J	37	< 1.0	7.7	< 1.0	2.1	47.36
4/27/2017	240-78855-12	8260C	< 1.3	< 1.3	0.41 J	< 1.3	< 1.3	2.2	50	< 1.3	20	< 1.3	< 1.3	72.61
11/2/2017	240-87694-16	8260C	< 1.0	< 1.0	< 1.0	< 1.0	< 1.0	0.87 J	47	< 1.0	12	< 1.0	1.4	61.27
4/18/2018	240-94333-6	8260C	< 1.0	< 1.0	< 1.0	< 1.0	< 1.0	1.5	33	< 1.0	7.5	< 1.0	< 1.0	42
9/27/2018	240-102125-9	8260C	< 1.0	< 1.0	0.26 J	< 1.0	< 5.0	0.72 J	33	< 1.0	8	< 1.0	1.2	43.18
4/9/2019	240-110803-12	8260C	< 1.0	< 1.0	0.30 J	< 1.0	< 5.0	1.5	44	< 1.0	13	< 1.0	< 1.0	58.8
11/22/2019	240-122893-8	624.1_L	< 1.0	0.15 J	0.22 J	< 1.0	< 5.0	1.2	24	< 1.0	10	< 1.0	< 1.0	35.57
3/27/2020	240-128359-2	8260C	< 1	< 1	0.41 J	< 1.0	< 5	1.5	52	< 1.0	15	< 1.0	< 1.0	68.91
10/28/2020	240-139252-2	8260C	< 1.0	0.57 J	0.40 J	< 1.0	< 5.0	2	46	< 1.0	23	< 1.0	< 1.0	71.97
4/26/2021	240-148317-6	8260C	< 1.0	0.17 J	2.7	1	< 5.0	7.3	230 D	0.97 J	160 D	0.17 J	0.21 J	402.52
10/26/2021	240-159076-8	8260C	< 5.0	< 5.0	< 5.0	< 5.0	15 J	< 5.0	120	< 5.0	100	< 5.0	< 5.0	235
4/15/2022	240-165253-7	8260C	< 5.0	< 5.0	< 5.0	< 5.0	< 25	2.9 J	100	< 5.0	38	< 5.0	< 5.0	140.9
10/18/2022	240-175103-14	8260D	< 1.0	< 1.0	< 1.0	< 1.0	< 5.0	0.92 J	27	< 1.0	12	< 1.0	3.2	43.12
3/21/2023	240-182590-14	8260D	< 2.0	< 2.0	< 2.0	< 2.0	< 10	1.8 J	51	< 2.0	23	< 2.0	< 2.0	75.8
10/19/2023	240-194049-14	8260D	< 2.0	< 2.0	0.96 J	< 2.0	< 10	1.4 J	57	< 2.0	49	< 2.0	2.8	111.16
4/16/2024	240-203148-5	8260D	< 1.0	< 1.0	0.98 J	< 1.0	< 5.0	1.9	57	< 1.0	32	< 1.0	< 1.0	91.88

< - Indicates parameter was analyzed for, but not detected at or above the reporting limit
To Address the NYSDEC concerns regarding the presentation and plotting of non-detected values, the data for 2001 to 2004 has been reevaluated and interpreted as follows:

1) Non-detected concentrations have been represented as '<' for reporting purposes.
2) Total VOCs have been recalculated and represented as the sum of the detected parameters shown on this table.
3) The method change to 8260 was approved by the NYSDEC and changed in January 2005.

B - The analyte is present in the associated method blank.
D - Result reported from a secondary dilution analysis.
E - Concentration exceeds the calibration range; Result is estimated.
J - Indicates an estimated value.
µg/L - micrograms per liter

MONITORING WELL GROUNDWATER ANALYTICAL RESULT SUMMARY
FORMER CARBORUNDUM COMPANY
SANBORN, NEW YORK

Well ID: **B-23M**

Date	Lab Sample ID	Method	Carbon tetrachloride (µg/L)	Chloroform (µg/L)	1,1-Dichloroethane (µg/L)	1,1-Dichloroethene (µg/L)	Methylene chloride (µg/L)	trans-1,2-Dichloroethene (µg/L)	cis-1,2-Dichloroethene (µg/L)	1,1,1-Trichloroethane (µg/L)	Trichloroethene (µg/L)	Tetrachloroethene (µg/L)	Vinyl chloride (µg/L)	Total
1/1/1989		8260	< 0.1	< 5	2.4	2.6	< 0.1	4.7	900	< 0.03	2.6	< 0.03	46	958.3
4/1/1989		8260	< 0.1	< 0.05	4	3.7	< 0.1	< 0.1	720	< 0.03	2.1	< 0.03	66	795.8
7/1/1989		8260	< 1.2	< 0.5	3.5	3.9	< 2.5	3.8	1100	< 0.3	1.5	< 0.3	100	1212.7
10/1/1989		8260	< 10	< 5	< 7	4.7	< 10	14	750	< 3	13	< 3	65	846.7
1/1/1990		8260	< 10	< 5	7.7	< 10	71	20	2300	< 3	71	< 3	86	2555.7
4/1/1990		8260	< 10	< 5	< 7	< 10	< 50	< 10	1100	< 3	63	< 3	37	1200
7/1/1990		8260	< 10	< 5	< 7	< 10	< 50	< 10	1000	< 3	46	< 3	92	1138
10/1/1990		8260	< 5	< 2.5	5.3	< 5	< 5	5.3	650	< 1.5	< 5	< 1.5	68	728.6
1/1/1991		8260	< 5	< 2.5	< 3.5	< 5	< 25	5.7	1300	< 1.5	89	< 1.5	51	1445.7
5/1/1991		8260	< 60	< 25	< 35	< 65	< 125	< 50	1500	< 15	< 60	< 15	91	1591
7/1/1991		8260	< 60	< 25	< 35	< 65	< 130	< 50	770	< 15	< 60	< 15	< 90	770
10/1/1991		8260	< 120	< 50	< 70	< 130	< 250	< 100	960	< 30	< 120	< 30	< 180	960
1/1/1992		8260	< 120	< 50	< 70	< 130	< 250	< 100	1800	< 30	< 240	< 30	< 360	1800
4/1/1992		8260	< 120	< 50	< 70	< 130	< 250	< 100	< 1100	< 30	< 120	< 30	< 180	0
7/1/1992		8260	< 120	< 50	< 70	< 130	< 250	< 100	1600	< 30	< 120	< 30	< 180	1600
10/1/1992		8260	< 12	< 5	< 7	< 13	< 25	< 10	1100	< 3	< 12	4.1	72	1176.1
1/1/1993		8260	< 12	< 5	< 7	< 13	< 25	< 10	1100	< 3	63	< 3	24	1187
3/31/1993		8260	< 6	< 2.5	3.8	< 6.5	< 13	6.9	1100	< 2.5	12	< 1.5	95	1217.7
6/3/1993		8260	< 6	< 2.5	< 3.5	< 6.5	< 12	7.5	1100	< 2.5	8	< 1.5	72	1187.5
6/30/1993		8260	< 12	< 5	< 7	< 13	< 25	< 10	960	5.1	< 12	< 3	92	1057.1
8/5/1993		8260	< 12	< 5	< 7	< 13	< 25	< 10	990	< 5	< 12	< 3	73	1063
9/1/1993		8260	< 12	< 5	< 7	< 13	< 25	12	980	< 5	< 12	< 3	110	1102
10/5/1993		8260	< 12	5.6	< 7	< 13	< 25	< 10	1000	< 5	< 12	< 3	120	1125.6
1/26/1994		8260	< 1.2	< 0.5	< 2.2	< 1.3	< 2.5	5.4	1200	< 0.5	< 1.2	< 0.3	350	1555.4
4/6/1994		8260	< 1.2	< 0.5	4.8	2.4	< 2.5	20	1200	1.3	82	< 0.3	50	1360.5
7/8/1994		8260	< 12	< 5	< 7	< 13	< 25	< 10	900	< 5	< 12	< 3	39	939
10/6/1994		8260	< 12	< 5	< 7	21	< 25	22	1100	< 5	< 12	< 3	90	1233
1/25/1995		8260	< 5	< 5	< 5	< 5	< 5	5.9	530	< 5	22	< 5	26	583.9
4/4/1995		8260	< 2.5	< 2.5	< 2.5	< 2.5	< 2.5	6.5	220	< 2.5	67	< 2.5	< 5	293.5
6/28/1995		8260	< 5	< 5	< 5	< 5	< 5	< 5	380	< 5	7.9	< 5	15	402.9
10/4/1995		8260	< 1.2	< 0.5	2.7	2.8	< 2.5	9.4	860	< 0.64	15	< 0.79	58	947.9
1/9/1996		8260	< 12	< 5	< 10	< 7	< 25	10	330	< 6.4	88	< 7.9	< 18	428
4/3/1996		8260	< 12	< 5	< 10	< 7	< 25	14	480	< 6.4	130	< 7.9	< 18	624
7/10/1996		8260	< 12	< 5	< 10	< 7	< 25	11	930	< 6.4	26	< 7.9	26	993
10/3/1996		8260	< 12	9.3	< 10	< 7	< 25	13	420	< 6.4	110	< 7.9	< 18	552.3
1/27/1997		8260	< 12	< 5	< 10	< 7	< 25	< 10	240	< 6.4	79	< 7.9	< 18	319
4/16/1997		8260	< 12	< 5	< 10	< 7	< 25	< 10	240	< 6.4	60	< 7.9	< 18	300
7/10/1997		8260	< 12	7.6	< 10	< 7	< 25	< 10	420	< 6.4	45	< 7.9	< 18	472.6
10/22/1997		8260	< 12	< 5	< 10	< 7	< 25	< 10	820	< 6.4	12	< 7.9	20	852
1/20/1998		8260	< 12	9.1	< 10	< 7	< 25	< 10	470	< 6.4	130	< 7.9	< 18	609.1
4/23/1998		8260	< 12	< 5	< 10	< 7	< 25	< 10	230	< 6.4	68	< 7.9	< 18	298
7/22/1998		8260	< 12	< 5	< 10	< 7	< 25	< 10	520	< 0.64	20	< 0.79	< 1.8	540
10/9/1998		8260	< 12	< 5	< 10	< 7	< 25	< 10	440	< 0.64	12	< 0.79	27	479
1/22/1999		8260	< 12	20 J	< 10	< 7	< 25	< 10	620	< 6.4	< 1.2	< 7.9	< 18	640
4/19/1999		8260	< 12	13 J	< 10	< 7	< 25	< 10	430	< 6.4	52	< 7.9	< 18	495
7/21/1999		8260	< 12	< 5	< 10	< 7	< 25	11	490	< 6.4	18	< 7.9	26	545

< - Indicates parameter was analyzed for, but not detected at or above the reporting limit
To Address the NYSDEC concerns regarding the presentation and plotting of non-detected values, the data for 2001 to 2004 has been reevaluated and interpreted as follows:
1) Non-detected concentrations have been represented as '<' for reporting purposes.
2) Total VOCs have been recalculated and represented as the sum of the detected parameters shown on this table.
3) The method change to 8260 was approved by the NYSDEC and changed in January 2005.

B - The analyte is present in the associated method blank.
D - Result reported from a secondary dilution analysis.
E - Concentration exceeds the calibration range; Result is estimated.
J - Indicates an estimated value.
µg/L - micrograms per liter

Well ID: **B-23M**

Date	Lab Sample ID	Method	Carbon tetrachloride (µg/L)	Chloroform (µg/L)	1,1-Dichloroethane (µg/L)	1,1-Dichloroethene (µg/L)	Methylene chloride (µg/L)	trans-1,2-Dichloroethene (µg/L)	cis-1,2-Dichloroethene (µg/L)	1,1,1-Trichloroethane (µg/L)	Trichloroethene (µg/L)	Tetrachloroethene (µg/L)	Vinyl chloride (µg/L)	Total
10/11/1999		8260	< 1.2	< 1	0.84 J	0.94 J	< 2.5	3.7	280	< 1	7.2	< 1	11	303.68
1/10/2000	A0018403	8021	< 1.2	< 1	< 1	< 1	3.4	7	190	< 1	42	< 1	1.1 J	243.5
4/25/2000	A0275211	8021	< 1.2	< 1	6.4	< 1	< 2.5	10	280	< 1	36	< 1	12	344.4
7/12/2000	A0483117	8021	< 1.2	< 1	< 1	< 1	1.6 J	2.3	110	< 1	32	< 1	< 1.8	145.9
10/25/2000	A0767906	8021	< 1.2	< 1	< 1	< 1	< 2.5	4.5	200	< 1	18	< 1	12	234.5
1/16/2001	A1043902	8021	< 1.2	3.6	< 1	< 1	1.9 J	6.4	210	< 1	13	< 1	15	249.9
4/16/2001	A1345805	624	< 1.2	< 1.5	< 1.8	< 1.4	< 2.5	7	150 D	< 1.1	52	< 1.1	< 1.8	209
7/16/2001	A1674115	8021	< 1.2	4.9	< 1	< 1	2.8	5.5	230	< 1	23	< 1	8.5	274.7
10/18/2001	A1A23310	8021	< 2	< 2	< 2	< 2	3.5	< 2	280	< 2	11	< 2	< 2	294.5
1/23/2002	A2076703	8021	< 2	7.4	< 2	< 2	4.2	5	310	< 2	39	< 2	6.8	372.4
4/18/2002	A2378802	8021	< 2	< 2	< 2	< 2	< 2.5	< 2	350	< 2	< 2	< 2	22	372
7/15/2002	A2722903	8021	< 2	< 2	< 2	< 2	6	3.3	410	< 2	4.3	< 2	20	443.6
10/9/2002	A2A07510	8021	< 4	< 4	< 4	< 4	< 4	< 4	300	< 4	18	< 4	17	335
1/22/2003	A3068902	8021	< 2.9	2.7	< 1	< 1.6	< 3.7	4.8	140	< 1.9	45	< 3.3	< 1.8	192.5
4/21/2003	A3370901	8021	< 2.9	< 1	< 1	< 1.6	12	2.1	320	< 1.9	< 1.2	< 3.3	17	351.1
7/21/2003	A3699401	8021	< 2.9	< 1	< 1	< 1.6	< 3.7	2	370	< 1.9	2.7	< 3.3	15	389.7
10/20/2003	A3A13901	8021	< 2.9	< 1	< 1	< 1.6	< 2.5	< 1	320	< 1	3.8	< 1	15	338.8
1/29/2004	A4077603	8021	< 2.9	< 1	< 1	< 1.6	< 2.5	3	320	< 1	74	< 1	9.1	406.1
4/23/2004	A4373101	8021	< 2.9	< 1	< 1	< 1.6	< 2.5	< 1	400	< 1	< 1.2	< 1	28	428
7/21/2004	A4687101	8260	< 1.9	< 3.2	< 3.8	< 1.9	10	< 3.2	340	< 2.5	9.9	< 2.5	< 5.9	359.9
10/20/2004	A4A32301	8021	< 5	< 5	< 5	< 5	< 5	< 5	230	< 5	7.1	< 5	12	249.1
1/13/2005	A5036108	8260	< 1.9	< 3.2	< 3.8	< 1.9	< 4	< 3.2	360	< 2.5	53	< 2.5	5.9	418.9
4/19/2005	A5387405	8260	< 1.9	< 3.2	< 3.8	< 1.9	< 4	< 3.2	380	< 2.5	32	< 2.5	21	433
7/18/2005	A5753801	8260/5M	< 2	< 2.2	< 2.1	< 2.4	< 2.5	< 2.5	360	< 2.2	< 2.2	< 2.6	32	392
10/20/2005	A5B92001	8260	< 1.2	< 1	1.7	1.2	< 2.5	1.8	370 D	< 1	3	< 1	61	438.7
1/23/2006	A6084701	8260	< 1.3	< 1.7	< 1.4	< 1.5	< 2.5	3	300	< 1.3	96	< 1.8	9.3	408.3
4/21/2006	6D21017-01	8260	< 1	< 1	1	< 1	< 2	1	272 D	< 1	9	< 1	17	300
7/20/2006	6G21005-05	8260	< 5	< 5	< 5	< 5	25	< 5	309	< 5	< 5	< 5	39	373
10/10/2006	6J11002-02	8260	< 1	< 1	1	< 1	< 2	2	243 D	< 1	10	< 1	28	284
1/8/2007	7A09003-01	8260	< 5	< 5	< 5	< 5	< 10	< 5	238	< 5	182	< 5	< 10	420
4/18/2007	7D19009-01	8260	< 1	< 1	2	< 1	< 2	2	239 D	< 1	41	< 1	17	301
7/11/2007	7G12003-01	8260	< 1	< 1	< 1	< 1	< 2	< 1	178	< 1	8	< 1	24	210
10/10/2007	7J11002-03	8260	< 1	< 1	1	< 1	< 2	< 1	272 D	< 1	2	< 1	34	309
1/8/2008	8A09005-04	8260	< 2	< 2	< 2	< 2	< 4	4	171	< 2	71	< 2	11	257
4/9/2008	8D10002-04	8260	< 1	< 1	2	1	2	2	292 D	< 1	21	< 1	24	344
7/25/2008	5426028	8260	< 1	< 0.8	1.1 J	< 0.8	< 2	0.87 J	270	< 0.8	1.8 J	< 0.8	58	331.77
10/17/2008	5502673	8260	< 1	< 0.8	1.2 J	< 0.8	< 2	0.9 J	280	< 0.8	1.5 J	< 0.8	37	320.6
1/13/2009	5576509	8260	< 1	< 0.8	2.2 J	0.96 J	< 2	2.3 J	270	< 0.8	53	< 0.8	17	345.46
4/13/2009	5647710	8260	< 1	< 0.8	1.4 J	< 0.8	< 2	1.6 J	260	< 0.8	21	< 0.8	11	295
7/14/2009	5723623	8260	< 1	< 0.8	1.2 J	< 0.8	< 2	0.93 J	290	< 0.8	2.8 J	< 0.8	33	327.93
10/5/2009	5797962	8260	< 1	< 0.8	1.1 J	< 0.8	< 2	0.93 J	260	< 0.8	4.8 J	< 0.8	29	295.83
1/21/2010	5889953	8260	< 1	< 0.8	2.4 J	0.87 J	< 2	2.5 J	240	1.8 J	110	< 0.8	9.7	367.27
4/19/2010	5957669	8260	< 1	< 0.8	1.7 J	0.91 J	< 2	1.3 J	280	< 0.8	22	< 0.8	28	333.91
7/13/2010	6031621	8260	< 1	< 0.8	1.3 J	< 0.8	< 2	0.95 J	270	< 0.8	8.2	< 0.8	40	320.45
10/18/2010	6115537	8260	< 1	< 0.8	< 1	< 0.8	< 2	0.93 J	270	< 0.8	1.2 J	< 0.8	33	305.13
1/26/2011	6192948	8260	< 1	< 0.8	2.6 J	< 0.8	< 2	3.5 J	170	1.4 J	120	< 0.8	1.7 J	299.2
4/21/2011	6266004	8260	< 1	< 0.8	1.1 J	0.83 J	< 2	1 J	280	< 0.8	< 1	< 0.8	17	299.93
7/21/2011	6353678	8260	< 1	< 0.8	1.1 J	< 0.8	< 2	0.86 J	260	< 0.8	3.7 J	< 0.8	28	293.66
10/13/2011	6437681	8260	< 1	< 0.8	1.1 J	< 0.8	< 2	1 J	240	< 0.8	10	< 0.8	27	279.1

< - Indicates parameter was analyzed for, but not detected at or above the reporting limit
To Address the NYSDEC concerns regarding the presentation and plotting of non-detected values, the data for 2001 to 2004 has been reevaluated and interpreted as follows:

1) Non-detected concentrations have been represented as '<' for reporting purposes.
2) Total VOCs have been recalculated and represented as the sum of the detected parameters shown on this table.
3) The method change to 8260 was approved by the NYSDEC and changed in January 2005.

B - The analyte is present in the associated method blank.
D - Result reported from a secondary dilution analysis.
E - Concentration exceeds the calibration range; Result is estimated.
J - Indicates an estimated value.
µg/L - micrograms per liter

Well ID: **B-23M**

Date	Lab Sample ID	Method	Carbon tetrachloride (µg/L)	Chloroform (µg/L)	1,1-Dichloroethane (µg/L)	1,1-Dichloroethene (µg/L)	Methylene chloride (µg/L)	trans-1,2-Dichloroethene (µg/L)	cis-1,2-Dichloroethene (µg/L)	1,1,1-Trichloroethane (µg/L)	Trichloroethene (µg/L)	Tetrachloroethene (µg/L)	Vinyl chloride (µg/L)	Total
1/17/2012	6524418	8260	< 1	< 0.8	1.7 J	< 0.8	< 2	1.4 J	210	< 0.8	57	< 0.8	8.6	278.7
4/11/2012	6613966	8260	< 1	< 0.8	< 1	< 0.8	< 2	< 0.8	250	< 0.8	1.3 J	< 0.8	23	274.3
7/12/2012	6719399	8260	< 1	< 0.8	1.1 J	< 0.8	< 2	0.91 J	240	< 0.8	4.8 J	< 0.8	25	271.81
10/3/2012	6812006	8260	< 1	< 0.8	< 1	< 0.8	< 2	< 0.8	230	< 0.8	7.5	< 0.8	27	264.5
1/23/2013	6932570	8260	< 1	< 0.8	2.8 J	< 0.8	< 2	2 J	190	2 J	130	< 0.8	8.5	335.3
4/8/2013	7015024	8260	< 1	< 0.8	< 1	< 0.8	< 2	< 0.8	220	< 0.8	3.7 J	< 0.8	28	251.7
7/16/2013	7129889	8260	< 1	< 0.8	3.4 J	0.91 J	< 2	2.2 J	190	1.4 J	170	< 0.8	9.3	377.21
11/13/2013	7276549	8260	< 1	< 0.8	2.6 J	1 J	< 2	2 J	250	1.2 J	170	< 0.8	11	437.8
1/17/2014	7341389	8260	< 1	< 0.8	2 J	< 0.8	< 2	1.8 J	170	0.83 J	130	< 0.8	1.1 J	305.73
4/24/2014	7442060	8260	< 0.5	< 0.5	1.2	0.62 J	< 2	1 J	210	< 0.5	27	< 0.5	11	250.82
7/16/2014	7535886	8260	< 0.5	< 0.5	2.1	0.84 J	< 2	3.4	160	1.2	220	< 0.5	3.1	390.64
10/2/2014	7623667	8260	< 0.5	< 0.5	0.93 J	< 0.5	< 2	0.81 J	190	< 0.5	13	< 0.5	26	230.74
1/8/2015	7734026	8260	< 0.5	< 0.5	2	0.71 J	< 2	2.5	140	1.3	160	< 0.5	3.4	309.91
4/22/2015	7858499	8260	< 0.5	< 0.5	1.6	0.6 J	< 2	1.4	190	< 0.5	62	< 0.5	3.1	258.7
7/14/2015	7967354	SW8260C	< 0.5	< 0.5	1.2	< 0.5	< 2	2.1	130	0.73 J	59	< 0.5	3.7	196.73
10/7/2015	8080775	SW8260C	< 0.5	< 0.5	1.7	0.58 J	< 2	1	170	0.81 J	32	< 0.5	18	224.09
1/7/2016	8199647	SW8260C	< 0.5	< 0.5	1.3	< 0.5	< 2	< 0.5	200	< 0.5	22	< 0.5	29	252.3
12/5/2016	240-73125-4	8260C	< 6.7	< 6.7	< 6.7	< 6.7	< 6.7	< 6.7	140	< 6.7	< 6.7	< 6.7	24	164
5/3/2017	240-79160-3	8260C	< 2.5	< 2.5	1.1 J	< 2.5	< 2.5	2.7	76	0.58 J	86	< 2.5	8.8	175.18
11/3/2017	240-87694-6	8260C	< 2.5	< 2.5	1.3 J	< 2.5	< 2.5	1.9 J	70	< 2.5	82	< 2.5	< 2.5	155.2
4/12/2018	240-94116-11	8260C	< 5.0	< 5.0	1.6 J	< 5.0	12	1.8 J	120	< 5.0	120	< 5.0	3.1 J	258.5
9/27/2018	240-102125-11	8260C	< 2.0	< 2.0	0.81 J	< 2.0	< 10	0.59 J	150	< 2.0	5.8	< 2.0	33	190.2
4/8/2019	240-110803-7	8260C	< 4.0	< 4.0	2.2 J	< 4.0	< 20	1.9 J	62	2.9 J	140	< 4.0	< 4.0	209
11/21/2019	240-122893-2	624.1_L	< 4.0	0.67 J	2.8 J	0.92 J	< 20	2.7	99	3.7 J	200	< 4.0	0.90 J	310.69
3/26/2020	240-128236-4	8260C	< 5.0	< 5.0	2.8 J	< 5.0	< 25	2.1 J	85	2.4 J	180	< 5.0	2.8 J	275.1
10/29/2020	240-139252-7	8260C	< 5.0	5.1	1.2 J	< 5.0	< 25	1.8 J	44	< 5.0	100	< 5.0	< 5.0	152.1
4/20/2021	240-147939-4	8260C	< 5.0	< 5.0	2.1 J	< 5.0	< 25	1.5 J	150	< 5.0	100	< 5.0	21	274.6
10/27/2021	240-159076-10	8260C	< 5.0	< 5.0	< 5.0	< 5.0	< 25	< 5.0	160	< 5.0	82	< 5.0	23	265
4/12/2022	240-165070-5	8260C	< 5.0	< 5.0	3.2 J	< 5.0	< 25	< 5.0	99	< 5.0	220	< 5.0	< 5.0	322.2
10/18/2022	240-175103-15	8260D	< 5.0	< 5.0	< 5.0	< 5.0	< 25	< 5.0	90	< 5.0	4.9 J	< 5.0	59	153.9
3/22/2023	240-182590-15	8260D	< 5.0	< 5.0	< 5.0	< 5.0	< 25	< 5.0	77	< 5.0	170	< 5.0	< 5.0	247
10/19/2023	240-194049-16	8260D	< 5.0	< 5.0	< 5.0	< 5.0	< 25	< 5.0	120	< 5.0	7.5	< 5.0	54	181.5
4/16/2024	240-203148-8	8260D	< 2.0	< 2.0	< 2.0	< 2.0	< 10	< 2.0	120	< 2.0	8.1	< 2.0	62	190.1

< - Indicates parameter was analyzed for, but not detected at or above the reporting limit
To Address the NYSDEC concerns regarding the presentation and plotting of non-detected values, the data for 2001 to 2004 has been reevaluated and interpreted as follows:

1) Non-detected concentrations have been represented as '<' for reporting purposes.
2) Total VOCs have been recalculated and represented as the sum of the detected parameters shown on this table.
3) The method change to 8260 was approved by the NYSDEC and changed in January 2005.

B - The analyte is present in the associated method blank.
D - Result reported from a secondary dilution analysis.
E - Concentration exceeds the calibration range; Result is estimated.
J - Indicates an estimated value.
µg/L - micrograms per liter

MONITORING WELL GROUNDWATER ANALYTICAL RESULT SUMMARY
FORMER CARBORUNDUM COMPANY
SANBORN, NEW YORK

Well ID: **B-24M**

Date	Lab Sample ID	Method	Carbon tetrachloride (µg/L)	Chloroform (µg/L)	1,1-Dichloroethane (µg/L)	1,1-Dichloroethene (µg/L)	Methylene chloride (µg/L)	trans-1,2-Dichloroethene (µg/L)	cis-1,2-Dichloroethene (µg/L)	1,1,1-Trichloroethane (µg/L)	Trichloroethene (µg/L)	Tetrachloroethene (µg/L)	Vinyl chloride (µg/L)	Total
1/1/1989		8260	< 0.1	< 5	< 0.07	< 0.1	0.1	< 0.1	1	< 0.03	6	< 0.03	< 0.2	7.1
4/1/1989		8260	< 0.1	< 0.05	< 0.07	< 0.03	< 0.1	< 0.1	2	< 0.03	11	< 0.03	< 0.2	13
7/1/1989		8260	< 1.2	< 0.5	< 0.7	< 1.3	< 2.5	< 1	2.2	< 0.3	16	< 0.3	< 1.8	18.2
10/1/1989		8260	1.8	< 0.5	< 0.7	< 1	< 1	< 1	44	2.1	220	< 0.3	1.6	269.5
1/1/1990		8260	< 1	< 0.5	< 0.7	< 1	< 5	< 1	3.3	< 0.3	17	< 0.3	< 1	20.3
4/1/1990		8260	< 1	< 0.5	< 0.7	1	< 5	< 1	1.6	< 0.3	11	< 0.3	< 1	13.6
7/1/1990		8260	< 1	< 0.5	< 0.7	< 1	9.5	< 1	1.6	< 0.3	17	< 0.3	< 1	28.1
10/1/1990		8260	< 1	< 0.5	< 0.7	< 1	< 1	< 1	< 1	< 0.3	11	< 0.3	< 1	11
1/1/1991		8260	< 1	< 0.5	< 0.7	< 1	< 5	< 1	6.1	0.8	20	< 0.3	< 1	26.9
5/1/1991		8260	< 1.2	< 0.5	< 0.7	< 1.3	< 2.5	< 1	1.6	< 0.3	18	< 0.3	< 1.8	19.6
7/1/1991		8260	< 1.2	< 0.5	< 0.7	< 1.3	< 2.5	< 1	< 1	< 0.3	24	< 0.3	< 1.8	24
10/1/1991		8260	< 1.2	< 0.5	< 0.7	< 1.3	< 2.5	< 1	< 1	< 0.3	3.6	< 0.3	< 1.8	3.6
1/1/1992		8260	< 1.2	< 0.5	< 0.7	< 1.3	< 2.5	< 1	< 1	< 0.3	11	< 0.3	< 1.8	11
4/1/1992		8260	< 1.2	< 0.5	< 0.7	< 1.3	< 2.5	< 1	< 1	< 0.3	21	< 0.3	< 1.8	21
7/1/1992		8260	< 1.2	< 0.5	< 0.7	< 1.3	< 2.5	< 1	1.7	0.6 A	17	< 0.3	< 1.8	19.3
10/1/1992		8260	< 1.2	< 0.5	< 0.7	< 1.3	< 2.5	< 1	1.6	< 0.3	30	< 0.3	< 1.8	31.6
1/1/1993		8260	< 1.2	< 0.5	< 0.7	< 1.3	< 25	< 1	2.3	< 0.3	22	< 0.3	< 1.8	24.3
3/31/1993		8260	< 1.2	< 0.5	< 0.7	< 1.3	< 2.5	< 1	2.5	< 0.5	19	< 0.3	< 1.8	21.5
6/30/1993		8260	< 1.2	< 0.5	< 0.7	< 1.3	< 2.5	< 1	< 1	< 0.5	13	< 0.3	< 1.8	13
10/5/1993		8260	< 1.2	< 0.5	< 0.7	< 1.3	< 2.5	< 1	< 1	< 0.5	< 12	< 0.3	< 1.8	0
1/27/1994		8260	< 1.2	< 0.5	< 0.7	< 1.3	< 2.5	< 1	< 1	< 0.5	1.7	< 0.3	< 1.8	1.7
4/6/1994		8260	< 1.2	< 0.5	< 0.7	< 1.3	< 2.5	< 1	< 1	0.54	11	< 0.3	< 1.8	11.54
7/8/1994		8260	< 1.2	< 0.5	< 0.7	< 1.3	< 2.5	< 1	< 1	< 0.5	< 1.2	< 0.3	< 1.8	0
10/6/1994		8260	< 1.2	< 0.5	< 0.7	< 1.3	< 2.5	< 1	< 1	< 0.5	< 1.2	< 0.3	< 1.8	0
1/25/1995		8260	< 1	< 1	< 1	< 1	< 1	< 1	< 1	< 1	3	< 1	< 2	3
4/4/1995		8260	< 1	< 1	< 1	< 1	< 1	< 1	< 1	< 1	< 1	< 1	< 2	0
6/28/1995		8260	< 1	< 1	< 1	< 1	< 1	< 1	< 1	< 1	< 1	< 1	< 2	0
10/4/1995		8260	< 1.2	< 0.5	< 1	< 0.7	< 2.5	< 1	< 1	< 0.64	< 1.2	< 0.79	< 1.8	0
1/9/1996		8260	< 1.2	< 0.5	< 1	< 0.7	< 2.5	< 1	< 1	< 0.64	< 1.2	< 0.79	< 1.8	0
4/3/1996		8260	< 1.2	< 0.5	< 1	< 0.7	< 2.5	< 1	< 1	< 0.64	< 1.2	< 0.79	< 1.8	0
7/11/1996		8260	< 1.2	< 0.5	< 1	< 0.7	< 2.5	< 1	< 1	< 0.64	< 1.2	< 0.79	< 1.8	0
10/2/1996		8260	< 1.2	< 0.5	< 1	< 0.7	< 2.5	< 1	< 1	< 0.64	< 1.2	< 0.79	< 1.8	0
1/27/1997		8260	< 1.2	< 0.5	< 1	< 0.7	< 2.5	< 1	< 1	< 0.64	< 1.2	< 0.79	< 1.8	0
4/16/1997		8260	< 1.2	< 0.5	< 1	< 0.7	< 2.5	< 1	< 1	< 0.64	< 1.2	< 0.79	< 1.8	0
7/10/1997		8260	< 1.2	< 0.5	< 1	< 0.7	< 2.5	< 1	< 1	< 0.64	< 1.2	< 0.79	< 1.8	0
10/22/1997		8260	< 1.2	< 0.5	< 1	< 0.7	< 2.5	< 1	< 1	< 0.64	< 1.2	< 0.79	< 1.8	0
1/20/1998		8260	< 1.2	< 0.5	< 1	< 0.7	< 2.5	< 1	< 1	< 0.64	< 1.2	< 0.79	< 1.8	0
4/23/1998		8260	< 1.2	< 0.5	< 1	< 0.7	< 2.5	< 1	< 1	< 0.64	< 1.2	< 0.79	< 1.8	0
7/22/1998		8260	< 1.2	< 0.5	< 1	< 0.7	< 2.5	< 1	< 1	< 0.64	< 1.2	< 0.79	< 1.8	0
10/9/1998		8260	< 1.2	< 0.5	< 1	< 0.7	< 2.5	< 1	< 1	< 0.64	< 1.2	< 0.79	< 1.8	0
1/22/1999		8260	< 1.2	< 0.5	< 1	< 0.7	< 2.5	< 1	< 1	< 0.64	< 1.2	< 0.79	< 1.8	0
4/19/1999		8260	< 1.2	< 0.5	< 1	< 0.7	< 2.5	< 1	< 1	< 0.64	< 1.2	< 0.79	< 1.8	0
7/22/1999		8260	< 1.2	< 0.5	< 1	< 0.7	< 2.5	< 1	< 1	< 0.64	< 1.2	< 0.79	< 1.8	0
10/11/1999		8260	< 1.2	< 1	< 1	< 1	< 2.5	< 1	< 1	< 1	< 1.2	< 1	< 1.8	0
1/13/2000	A0026410	8021	< 1.2	< 1	< 1	< 1	< 2.5	< 1	< 1	< 1	< 1.2	< 1	< 1.8	0
4/26/2000	A0275209	8021	< 1.2	< 1	< 1	< 1	< 2.5	< 1	2	< 1	4.9	< 1	< 1.8	6.9

< - Indicates parameter was analyzed for, but not detected at or above the reporting limit
To Address the NYSDEC concerns regarding the presentation and plotting of non-detected values, the data for 2001 to 2004 has been reevaluated and interpreted as follows:

1) Non-detected concentrations have been represented as '<' for reporting purposes.
2) Total VOCs have been recalculated and represented as the sum of the detected parameters shown on this table.
3) The method change to 8260 was approved by the NYSDEC and changed in January 2005.

B - The analyte is present in the associated method blank.
D - Result reported from a secondary dilution analysis.
E - Concentration exceeds the calibration range; Result is estimated.
J - Indicates an estimated value.
µg/L - micrograms per liter

Well ID: **B-24M**

Date	Lab Sample ID	Method	Carbon tetrachloride (µg/L)	Chloroform (µg/L)	1,1-Dichloroethane (µg/L)	1,1-Dichloroethene (µg/L)	Methylene chloride (µg/L)	trans-1,2-Dichloroethene (µg/L)	cis-1,2-Dichloroethene (µg/L)	1,1,1-Trichloroethane (µg/L)	Trichloroethene (µg/L)	Tetrachloroethene (µg/L)	Vinyl chloride (µg/L)	Total
7/13/2000	A0492204	8021	< 1.2	< 1	< 1	< 1	< 2.5	< 1	< 1	< 1	< 1.2	< 1	< 1.8	0
10/25/2000	A0767903	8021	< 1.2	< 1	< 1	< 1	< 2.5	< 1	< 1	< 1	< 1.2	< 1	< 1.8	0
1/17/2001	A1052406	8021	< 1.2	< 1	< 1	< 1	< 2.5	< 1	< 1	< 1	0.3 J	< 1	< 1.8	0.3
4/16/2001	A1345804	624	< 1.2	< 1.5	< 1.8	< 1.4	< 2.5	< 1.8	< 1.4	< 1.1	1.9	< 1.1	< 1.8	1.9
7/16/2001	A1674112	8021	< 1.2	< 1	< 1	< 1	< 2.5	< 1	< 1	< 1	< 1.2	< 1	< 1.8	0
10/18/2001	A1A23309	8021	< 1.2	< 1	< 1	< 1	< 2.5	< 1	< 1	< 1	15	< 1	< 1.8	15
1/22/2002	A2066009	8021	< 1.2	< 1	< 1	< 1	< 2.5	< 1	1.1	< 1	3.6	< 1	< 1.8	4.7
4/17/2002	A2378402	8021	< 1.2	< 1	< 1	< 1	< 2.5	< 1	1.8	< 1	5.9	< 1	< 1.8	7.7
7/12/2002	A2713902	8021	< 1.2	< 1	< 1	< 1	< 2.5	< 1	1.5	< 1	4.7	< 1	< 1.8	6.2
10/9/2002	A2A07702	8021	< 1.2	< 1	< 1	< 1	< 2.5	< 1	< 1	< 1	< 1.2	< 1	< 1.8	0
1/20/2003	A3060801	8021	< 1.2	< 1	< 1	< 1	< 2.5	< 1	0.27 J	< 1	1.9	< 1	< 1.8	2.17
4/9/2003	A3329507	8021	< 1.2	< 1	< 1	< 1	< 2.5	< 1	1.2	< 1	6.5	< 1	< 1.8	7.7
7/8/2003	A3649105	8021	< 1.2	< 1	< 1	< 1	< 2.5	< 1	1.1	< 1	3.3	< 1	< 1.8	4.4
10/13/2003	A3991402	8021	< 1.2	< 1	< 1	< 1	< 2.5	< 1	< 1	< 1	< 1.2	< 1	< 1.8	0
4/20/2004	A4356801	8021	< 1.2	< 1	< 1	< 1	< 2.5	< 1	1.2	< 1	3.7	< 1	< 1.8	4.9
7/13/2004	A4664001	8021	< 1.2	< 1	< 1	< 1	< 2.5	< 1	1.4	< 1	4	< 1	< 1.8	5.4
10/20/2004	A4A32402	8021	< 1	< 1	< 1	< 1	< 1	< 1	1.3	< 1	4	< 1	< 1	5.3
1/12/2005	A5036204	8260	< 1.2	< 1	< 1	< 1	< 2.5	< 1	0.79 J	< 1	4.1	< 1	< 1.8	4.89
4/6/2005	A5317804	8260	< 1.2	< 1	< 1	< 1	< 2.5	< 1	0.63 J	< 1	3.4	< 1	< 1.8	4.03
7/12/2005	A5733203	8260/5M	< 1.2	< 1	< 1	< 1	< 2.5	< 1	0.97 J	< 1	3.5	< 1	< 1.8	4.47
10/5/2005	A5B10601	8260	< 1.2	< 1	< 1	< 1	< 2.5	< 1	< 1	< 1	1.5	< 1	< 1.8	1.5
1/23/2006	A6084702	8260	< 1.2	< 1	< 1	< 1	< 2.5	< 1	1.6	< 1	3.8	< 1	< 1.8	5.4
4/12/2006	6D13005-06	8260	< 1	< 1	< 1	< 1	< 2	< 1	1	< 1	3	< 1	< 2	4
7/19/2006	6G20004-06	8260	< 1	< 1	< 1	< 1	< 2	< 1	< 1	< 1	3	< 1	< 2	3
10/10/2006	6J11002-03	8260	< 1	< 1	< 1	< 1	< 2	< 1	1	< 1	2	< 1	< 2	3
1/8/2007	7A09003-02	8260	< 1	< 1	< 1	< 1	< 2	< 1	1	< 1	3	< 1	< 2	4
4/4/2007	7D05011-02	8260	< 1	< 1	< 1	< 1	3	< 1	1	< 1	3	< 1	< 2	7
7/11/2007	7G12003-03	8260	< 1	< 1	< 1	< 1	< 2	< 1	< 1	< 1	3	< 1	< 2	3
10/10/2007	7J11002-05	8260	< 1	< 1	< 1	< 1	< 2	< 1	< 1	< 1	1	< 1	< 2	1
1/8/2008	8A09005-05	8260	< 1	< 1	< 1	< 1	< 2	< 1	6	< 1	12	< 1	< 2	18
4/7/2008	8D08002-05	8260	< 1	< 1	< 1	< 1	< 2	< 1	1	< 1	4	< 1	< 2	5
7/28/2008	5426821	8260	< 1	< 0.8	< 1	< 0.8	< 2	< 0.8	< 0.8	< 0.8	1.2 J	< 0.8	< 1	1.2
10/17/2008	5502674	8260	< 1	< 0.8	< 1	< 0.8	< 2	< 0.8	< 0.8	< 0.8	4.3 J	< 0.8	< 1	4.3
1/13/2009	5576514	8260	< 1	< 0.8	< 1	< 0.8	< 2	< 0.8	1.1 J	< 0.8	4.2 J	< 0.8	< 1	5.3
4/13/2009	5647711	8260	< 1	< 0.8	< 1	< 0.8	< 2	< 0.8	0.99 J	< 0.8	3.2 J	< 0.8	< 1	4.19
7/15/2009	5724678	8260	< 1	< 0.8	< 1	< 0.8	< 2	< 0.8	< 0.8	< 0.8	1.2 J	< 0.8	< 1	1.2
10/5/2009	5797963	8260	< 1	< 0.8	< 1	< 0.8	< 2	< 0.8	< 0.8	< 0.8	2.3 J	< 0.8	< 1	2.3
1/21/2010	5889950	8260	< 1	< 0.8	< 1	< 0.8	< 2	< 0.8	0.95 J	< 0.8	2.6 J	< 0.8	< 1	3.55
4/6/2010	5946905	8260	< 1	< 0.8	< 1	< 0.8	< 2	< 0.8	< 0.8	< 0.8	2.7 J	< 0.8	< 1	2.7
7/20/2010	6038212	8260	< 1	< 0.8	< 1	< 0.8	< 2	< 0.8	< 0.8	< 0.8	3.1 J	< 0.8	< 1	3.1
10/18/2010	6115538	8260	< 1	< 0.8	< 1	< 0.8	< 2	< 0.8	< 0.8	< 0.8	< 1	< 0.8	< 1	0
1/26/2011	6192949	8260	< 1	< 0.8	< 1	< 0.8	< 2	< 0.8	2.3 J	< 0.8	6	< 0.8	< 1	8.3
4/13/2011	6258126	8260	< 1	< 0.8	< 1	< 0.8	< 2	< 0.8	1 J	< 0.8	2.9 J	< 0.8	< 1	3.9
7/19/2011	6350144	8260	< 1	< 0.8	< 1	< 0.8	< 2	< 0.8	1 J	< 0.8	3.5 J	< 0.8	< 1	4.5
10/13/2011	6437682	8260	< 1	< 0.8	< 1	< 0.8	< 2	< 0.8	< 0.8	< 0.8	1.5 J	< 0.8	< 1	1.5
1/17/2012	6524417	8260	< 1	< 0.8	< 1	< 0.8	< 2	< 0.8	2.2 J	< 0.8	4.7 J	< 0.8	< 1	6.9
4/3/2012	6605297	8260	< 1	< 0.8	< 1	< 0.8	< 2	< 0.8	1.3 J	< 0.8	3.1 J	< 0.8	< 1	4.4
7/12/2012	6719396	8260	< 1	< 0.8	< 1	< 0.8	< 2	< 0.8	< 0.8	< 0.8	2.3 J	< 0.8	< 1	2.3
10/3/2012	6812008	8260	< 1	< 0.8	< 1	< 0.8	< 2	< 0.8	< 0.8	< 0.8	< 1	< 0.8	< 1	0

< - Indicates parameter was analyzed for, but not detected at or above the reporting limit
To Address the NYSDEC concerns regarding the presentation and plotting of non-detected values, the data for 2001 to 2004 has been reevaluated and interpreted as follows:

1) Non-detected concentrations have been represented as '<' for reporting purposes.
2) Total VOCs have been recalculated and represented as the sum of the detected parameters shown on this table.
3) The method change to 8260 was approved by the NYSDEC and changed in January 2005.

B - The analyte is present in the associated method blank.
D - Result reported from a secondary dilution analysis.
E - Concentration exceeds the calibration range; Result is estimated.
J - Indicates an estimated value.
µg/L - micrograms per liter

Well ID: **B-24M**

Date	Lab Sample ID	Method	Carbon tetrachloride (µg/L)	Chloroform (µg/L)	1,1-Dichloroethane (µg/L)	1,1-Dichloroethene (µg/L)	Methylene chloride (µg/L)	trans-1,2-Dichloroethene (µg/L)	cis-1,2-Dichloroethene (µg/L)	1,1,1-Trichloroethane (µg/L)	Trichloroethene (µg/L)	Tetrachloroethene (µg/L)	Vinyl chloride (µg/L)	Total
1/23/2013	6932572	8260	< 1	< 0.8	< 1	< 0.8	< 2	< 0.8	2.7 J	< 0.8	7.1	< 0.8	< 1	9.8
4/8/2013	7015026	8260	< 1	< 0.8	< 1	< 0.8	< 2	< 0.8	2.1 J	< 0.8	5.2	< 0.8	< 1	7.3
7/16/2013	7129892	8260	< 1	< 0.8	< 1	< 0.8	< 2	< 0.8	1.9 J	< 0.8	3.7 J	< 0.8	< 1	5.6
11/13/2013	7276547	8260	< 1	< 0.8	< 1	< 0.8	< 2	< 0.8	3.4 J	< 0.8	5.4	< 0.8	< 1	8.8
1/20/2014	7342587	8260	< 1	< 0.8	< 1	< 0.8	< 2	< 0.8	2.4 J	< 0.8	4.4 J	< 0.8	< 1	6.8
4/15/2014	7432582	8260	< 0.5	< 0.5	< 0.5	< 0.5	< 2	< 0.5	3.3	< 0.5	5.2	< 0.5	< 0.5	8.5
7/16/2014	7535890	8260	< 0.5	< 0.5	< 0.5	< 0.5	< 2	< 0.5	2.2	< 0.5	3.5	< 0.5	< 0.5	5.7
10/2/2014	7623666	8260	< 0.5	< 0.5	< 0.5	< 0.5	< 2	< 0.5	2.6	< 0.5	3.9	< 0.5	< 0.5	6.5
1/8/2015	7734025	8260	< 0.5	< 0.5	< 0.5	< 0.5	< 2	< 0.5	4.7	< 0.5	7.7	< 0.5	< 0.5	12.4
4/14/2015	7847247	8260	< 0.5	< 0.5	< 0.5	< 0.5	< 2	< 0.5	< 0.5	< 0.5	0.95 J	3.2	< 0.5	4.15
7/14/2015	7967351	SW8260C	< 0.5	< 0.5	< 0.5	< 0.5	< 2	< 0.5	2.7	< 0.5	3.9	< 0.5	< 0.5	6.6
10/7/2015	8080772	SW8260C	< 0.5	< 0.5	< 0.5	< 0.5	< 2	< 0.5	0.67 J	< 0.5	1.9	< 0.5	< 0.5	2.57
1/7/2016	8199643	SW8260C	< 0.5	< 0.5	< 0.5	< 0.5	< 2	< 0.5	2.1	< 0.5	4.6	< 0.5	< 0.5	6.7
12/6/2016	240-73125-6	8260C	< 1.0	< 1.0	< 1.0	< 1.0	< 1.0	< 1.0	2.1	< 1.0	1.6	< 1.0	< 1.0	3.7
5/3/2017	240-79160-4	8260C	< 1.0	< 1.0	< 1.0	< 1.0	< 1.0	< 1.0	1.8	< 1.0	4.2	< 1.0	< 1.0	6
4/12/2018	240-94116-12	8260C	< 1.0	< 1.0	< 1.0	< 1.0	< 1.0	< 1.0	1.6	< 1.0	7.5	< 1.0	< 1.0	9.1
4/8/2019	240-110803-5	8260C	< 1.0	< 1.0	< 1.0	< 1.0	< 5.0	< 1.0	1.4	< 1.0	5.1	< 1.0	< 1.0	6.5
3/26/2020	240-128236-5	8260C	< 1.0	< 1.0	< 1.0	< 1.0	< 5.0	< 1.0	0.63 J	< 1.0	3.2	< 1.0	< 1.0	3.83
4/20/2021	240-147939-7	8260C	< 1.0	< 1.0	< 1.0	< 1.0	< 5.0	< 1.0	2	< 1.0	7.4	< 1.0	< 1.0	9.4
4/12/2022	240-165070-6	8260C	< 1.0	< 1.0	< 1.0	< 1.0	< 5.0	< 1.0	1.4	< 1.0	5.1	< 1.0	< 1.0	6.5
3/22/2023	240-182590-26	8260D	< 1.0	< 1.0	< 1.0	< 1.0	< 5.0	< 1.0	0.96 J	< 1.0	3.9	< 1.0	< 1.0	4.86
4/16/2024	240-203148-10	8260D	< 1.0	< 1.0	< 1.0	< 1.0	< 5.0	< 1.0	1.2	< 1.0	5.2	< 1.0	< 1.0	6.4

< - Indicates parameter was analyzed for, but not detected at or above the reporting limit
To Address the NYSDEC concerns regarding the presentation and plotting of non-detected values, the data for 2001 to 2004 has been reevaluated and interpreted as follows:

1) Non-detected concentrations have been represented as '<' for reporting purposes.
2) Total VOCs have been recalculated and represented as the sum of the detected parameters shown on this table.
3) The method change to 8260 was approved by the NYSDEC and changed in January 2005.

B - The analyte is present in the associated method blank.
D - Result reported from a secondary dilution analysis.
E - Concentration exceeds the calibration range; Result is estimated.
J - Indicates an estimated value.
µg/L - micrograms per liter

MONITORING WELL GROUNDWATER ANALYTICAL RESULT SUMMARY
FORMER CARBORUNDUM COMPANY
SANBORN, NEW YORK

Well ID: **B-25M**

Date	Lab Sample ID	Method	Carbon tetrachloride (µg/L)	Chloroform (µg/L)	1,1-Dichloroethane (µg/L)	1,1-Dichloroethene (µg/L)	Methylene chloride (µg/L)	trans-1,2-Dichloroethene (µg/L)	cis-1,2-Dichloroethene (µg/L)	1,1,1-Trichloroethane (µg/L)	Trichloroethene (µg/L)	Tetrachloroethene (µg/L)	Vinyl chloride (µg/L)	Total
1/1/1989		8260	< 0.1	< 5	< 0.07	< 0.1	0.2	< 0.1	< 0.1	< 0.03	0.8	< 0.03	< 0.2	1
4/1/1989		8260	< 0.1	< 0.05	< 0.07	< 0.03	< 0.1	< 0.1	< 0.1	< 0.03	0.1	< 0.03	< 0.2	0.1
7/1/1989		8260	< 1.2	< 0.5	< 0.7	< 1.3	< 2.5	< 1	< 1	< 0.3	< 1.2	< 0.3	< 1.8	0
10/1/1989		8260	< 1	< 0.5	< 0.7	< 1	< 1	< 1	< 1	< 0.3	< 1	< 0.3	< 1	0
1/1/1990		8260	< 1	< 0.5	< 0.7	< 1	< 1	< 1	23	< 0.3	9.8	< 0.3	1.4	34.2
4/1/1990		8260	< 1	< 0.5	< 0.7	< 1	< 5	< 1	< 1	< 0.3	< 1	< 0.3	< 1	0
7/1/1990		8260	< 1	< 0.5	< 0.7	< 1	16	< 1	< 1	< 0.3	< 1	< 0.3	< 1	16
10/1/1990		8260	< 1	< 0.5	< 0.7	< 1	< 1	< 1	< 1	1.4	< 1	< 0.3	< 1	1.4
1/1/1991		8260	< 1	< 0.5	< 0.7	< 1	< 5	< 1	< 1	< 0.3	< 1	< 0.3	< 1	0
5/1/1991		8260	< 1.2	< 0.5	< 0.7	< 1.3	< 2.5	< 1	< 1	< 0.3	< 1.2	< 0.3	< 1.8	0
7/1/1991		8260	< 1.2	< 0.5	< 0.7	< 1.3	< 2.5	< 1	< 1	< 0.3	< 1.2	< 0.3	< 1.8	0
10/1/1991		8260	< 1.2	< 0.5	< 0.7	< 1.3	< 2.5	< 1	< 1	< 0.3	< 1.2	< 0.3	< 1.8	0
1/1/1992		8260	< 1.2	< 0.5	< 0.7	< 1.3	< 2.5	< 1	< 1	< 0.3	< 1.2	< 0.3	< 1.8	0
4/1/1992		8260	< 1.2	< 0.5	< 0.7	< 1.3	< 2.5	< 1	< 1	< 0.3	< 1.2	< 0.3	< 1.8	0
7/1/1992		8260	< 1.2	< 0.5	< 0.7	< 1.3	< 2.5	< 1	< 1	2.7 A	< 1.2	< 0.3	< 1.8	2.7
10/1/1992		8260	< 1.2	< 0.5	< 0.7	< 1.3	< 2.5	< 1	< 1	< 0.3	< 1.2	< 0.3	< 1.8	0
1/1/1993		8260	< 1.2	< 0.5	< 0.7	< 1.3	< 2.5	< 1	< 1	< 0.3	< 1.2	< 0.3	< 1.8	0
4/1/1993		8260	< 1.2	< 0.5	< 0.7	< 1.3	< 2.5	< 1	< 1	< 0.5	< 1.2	< 0.3	< 1.8	0
6/30/1993		8260	< 1.2	< 0.5	< 0.7	< 1.3	< 2.5	< 1	< 1	< 0.5	< 1.2	< 0.3	< 1.8	0
10/5/1993		8260	< 1.2	< 0.5	< 0.7	< 1.3	< 2.5	< 1	< 1	< 0.5	< 1.2	< 0.3	< 1.8	0
7/7/1994		8260	< 1.2	< 0.5	< 0.7	< 1.3	< 2.5	< 1	< 1	< 0.5	< 1.2	< 0.3	< 1.8	0
6/28/1995		8260	< 1	< 1	< 1	< 1	< 1	< 1	< 1	< 1	< 1	< 1	< 2	0
7/11/1996		8260	< 1.2	< 0.5	< 1	< 0.7	< 2.5	< 1	< 1	< 0.64	< 1.2	< 0.79	< 1.8	0
7/10/1997		8260	< 1.2	< 0.5	< 1	< 0.7	< 2.5	< 1	< 1	< 0.64	< 1.2	< 0.79	< 1.8	0
7/22/1998		8260	< 1.2	< 0.5	< 1	< 0.7	< 2.5	< 1	< 1	< 0.64	< 1.2	< 0.79	< 1.8	0
7/22/1999		8260	< 1.2	< 0.5	< 1	< 0.7	< 2.5	< 1	< 1	< 0.64	< 1.2	< 0.79	< 1.8	0
7/13/2000	A0492203	8021	< 1.2	< 1	< 1	< 1	< 2.5	< 1	< 1	< 1	< 1.2	< 1	< 1.8	0
7/16/2001	A1674109	8021	< 1.2	< 1	< 1	< 1	< 2.5	< 1	< 1	< 1	< 1.2	< 1	< 1.8	0
7/10/2002	A2708301	8021	< 1.2	< 1	< 1	< 1	< 2.5	< 1	< 1	< 1	< 1.2	< 1	< 1.8	0
7/2/2003	A3639714	8021	< 1.2	< 1	< 1	< 1	< 2.5	< 1	< 1	< 1	< 1.2	< 1	< 1.8	0
7/14/2004	A4664208	8021	< 1.2	< 1	< 1	< 1	< 2.5	< 1	1.4	< 1	1.3	< 1	< 1.8	2.7
7/12/2005	A5733105	8260/5M	< 1.2	< 1	< 1	< 1	< 2.5	< 1	0.68 J	< 1	1.3	< 1	< 1.8	1.98

< - Indicates parameter was analyzed for, but not detected at or above the reporting limit
To Address the NYSDEC concerns regarding the presentation and plotting of non-detected values, the data for 2001 to 2004 has been reevaluated and interpreted as follows:
1) Non-detected concentrations have been represented as '<' for reporting purposes.
2) Total VOCs have been recalculated and represented as the sum of the detected parameters shown on this table.
3) The method change to 8260 was approved by the NYSDEC and changed in January 2005.

B - The analyte is present in the associated method blank.
D - Result reported from a secondary dilution analysis.
E - Concentration exceeds the calibration range; Result is estimated.
J - Indicates an estimated value.
µg/L - micrograms per liter

MONITORING WELL GROUNDWATER ANALYTICAL RESULT SUMMARY
FORMER CARBORUNDUM COMPANY
SANBORN, NEW YORK

Well ID: **B-26M**

Date	Lab Sample ID	Method	Carbon tetrachloride (µg/L)	Chloroform (µg/L)	1,1-Dichloroethane (µg/L)	1,1-Dichloroethene (µg/L)	Methylene chloride (µg/L)	trans-1,2-Dichloroethene (µg/L)	cis-1,2-Dichloroethene (µg/L)	1,1,1-Trichloroethane (µg/L)	Trichloroethene (µg/L)	Tetrachloroethene (µg/L)	Vinyl chloride (µg/L)	Total
1/1/1989		8260	< 0.1	< 5	< 0.07	< 0.1	0.2	< 0.1	< 0.1	< 0.03	1.3	< 0.03	< 0.2	1.5
4/1/1989		8260	< 0.1	< 0.05	< 0.07	< 0.03	< 0.1	< 0.1	< 0.1	< 0.03	< 0.1	< 0.03	< 0.2	0
7/1/1989		8260	< 1.2	< 0.5	< 0.7	< 1.3	< 2.5	< 1	< 1	< 0.3	1.2	< 0.3	< 1.8	1.2
10/1/1989		8260	< 1	< 0.5	< 0.7	< 1	< 1	< 1	< 1	< 0.3	3.1	< 0.3	< 1	3.1
1/1/1990		8260	< 1	< 0.5	< 0.7	< 1	< 5	< 1	< 1	< 0.3	< 1	< 0.3	< 1	0
4/1/1990		8260	< 1	< 0.5	< 0.7	< 1	< 5	< 1	< 1	< 0.3	< 1	< 0.3	< 1	0
7/1/1990		8260	< 1	< 0.5	< 0.7	< 1	11	< 1	< 1	< 0.3	< 1	< 0.3	< 1	11
10/1/1990		8260	< 1	< 0.5	< 0.7	< 1	< 1	< 1	< 1	< 0.3	< 1	< 0.3	< 1	0
1/1/1991		8260	< 1	< 0.5	< 0.7	< 1	< 5	< 1	< 1	< 0.3	< 1	< 0.3	< 1	0
5/1/1991		8260	< 1.2	< 0.5	< 0.7	< 1.3	< 2.5	< 1	< 1	< 0.3	< 1.2	< 0.3	< 1.8	0
7/1/1991		8260	< 1.2	< 0.5	< 0.7	< 1.3	< 2.5	< 1	< 1	< 0.3	< 1.2	< 0.3	< 1.8	0
10/1/1991		8260	< 1.2	< 0.5	< 0.7	< 1.3	< 2.5	< 1	< 1	< 0.3	< 1.2	< 0.3	< 1.8	0
1/1/1992		8260	< 1.2	< 0.5	< 0.7	< 1.3	< 2.5	< 1	< 1	< 0.3	< 1.2	< 0.3	< 1.8	0
4/1/1992		8260	< 1.2	< 0.5	< 0.7	< 1.3	< 2.5	< 1	< 1	< 0.3	< 1.2	< 0.3	< 1.8	0
7/1/1992		8260	< 1.2	< 0.5	< 0.7	< 1.3	< 2.5	< 1	< 1	1.5 A	< 1.2	< 0.3	< 1.8	1.5
10/1/1992		8260	< 1.2	< 0.5	< 0.7	< 1.3	< 2.5	< 1	< 1	< 0.3	< 1.2	< 0.3	< 1.8	0
1/1/1993		8260	< 1.2	< 0.5	< 0.7	< 1.3	< 2.5	< 1	< 1	< 0.3	< 1.2	< 0.3	< 1.8	0
4/1/1993		8260	< 1.2	< 0.5	< 0.7	< 1.3	< 2.5	< 1	< 1	< 0.5	< 1.2	< 0.3	< 1.8	0
6/30/1993		8260	< 1.2	< 0.5	< 0.7	< 1.3	< 2.5	< 1	< 1	0.78	< 1.2	< 0.3	< 1.8	0.78
10/5/1993		8260	< 1.2	< 0.5	< 0.7	< 1.3	< 2.5	< 1	< 1	< 0.5	< 1.2	< 0.3	< 1.8	0
7/7/1994		8260	< 1.2	< 0.5	< 0.7	< 1.3	< 2.5	< 1	< 1	< 0.5	< 1.2	< 0.3	< 1.8	0
6/28/1995		8260	< 1	< 1	< 1	< 1	< 1	< 1	< 1	< 1	< 1	< 1	< 2	0
7/11/1996		8260	< 1.2	< 0.5	< 1	< 0.7	< 2.5	< 1	< 1	< 0.64	< 1.2	< 0.79	< 1.8	0
7/10/1997		8260	< 1.2	< 0.5	< 1	< 0.7	< 2.5	< 1	< 1	< 0.64	< 1.2	< 0.79	< 1.8	0
7/22/1998		8260	< 1.2	< 0.5	< 1	< 0.7	< 2.5	< 1	< 1	< 0.64	< 1.2	< 0.79	< 1.8	0
7/28/1999		8260	< 1.2	< 0.5	< 1	< 0.7	< 2.5	< 1	< 1	< 0.64	< 1.2	< 0.79	< 1.8	0
7/19/2000	A0508901	8021	< 1.2	< 1	< 1	< 1	< 2.5	< 1	< 1	< 1	< 1.2	< 1	< 1.8	0
7/16/2001	A1674101	8021	< 1.2	< 1	< 1	< 1	< 2.5	< 1	< 1	< 1	< 1.2	< 1	< 1.8	0
7/10/2002	A2708302	8021	< 1.2	< 1	< 1	< 1	< 2.5	< 1	< 1	< 1	< 1.2	< 1	< 1.8	0
7/2/2003	A3639715	8021	< 1.2	< 1	< 1	< 1	< 2.5	< 1	< 1	< 1	< 1.2	< 1	< 1.8	0
7/14/2004	A4664207	8021	< 1.2	< 1	< 1	< 1	< 2.5	< 1	< 1	< 1	< 1.2	< 1	< 1.8	0
7/8/2005	A5715202	8260/5M	< 1.2	< 1	< 1	< 1	< 2.5	< 1	< 1	< 1	< 1.2	< 1	< 1.8	0
7/20/2006	6G21005-03	8260	< 1	< 1	< 1	< 1	4	< 1	< 1	< 1	< 1	< 1	< 2	4
7/18/2007	7G19011-05	8260	< 1	< 1	< 1	< 1	< 2	< 1	< 1	< 1	< 1	< 1	< 2	0
7/24/2008	5424621	8260	< 1	< 0.8	< 1	< 0.8	< 2	< 0.8	< 0.8	< 0.8	< 1	< 0.8	< 1	0
7/14/2009	5723631	8260	< 1	< 0.8	< 1	< 0.8	< 2	< 0.8	< 0.8	< 0.8	< 1	< 0.8	< 1	0
7/13/2010	6031619	8260	< 1	< 0.8	< 1	< 0.8	< 2	< 0.8	< 0.8	< 0.8	< 1	< 0.8	< 1	0
7/18/2011	6348769	8260	< 1	< 0.8	< 1	< 0.8	< 2	< 0.8	< 0.8	< 0.8	8.9	< 0.8	< 1	8.9
1/19/2012	6527708	8260	< 1	< 0.8	< 1	< 0.8	< 2	< 0.8	< 0.8	< 0.8	< 1	< 0.8	< 1	0
4/4/2012	6607021	8260	< 1	< 0.8	< 1	< 0.8	< 2	< 0.8	< 0.8	< 0.8	< 1	< 0.8	< 1	0
7/16/2012	6722034	8260	< 1	< 0.8	< 1	< 0.8	< 2	< 0.8	< 0.8	< 0.8	< 1	< 0.8	< 1	0
7/9/2013	7122565	8260	< 1	< 0.8	< 1	< 0.8	< 2	< 0.8	< 0.8	< 0.8	< 1	< 0.8	< 1	0
7/9/2014	7527867	8260	< 0.5	< 0.5	< 0.5	< 0.5	< 2	< 0.5	< 0.5	< 0.5	< 0.5	< 0.5	< 0.5	0
7/15/2015	7968768	SW8260C	< 0.5	< 0.5	< 0.5	< 0.5	< 2	< 0.5	< 0.5	< 0.5	< 0.5	< 0.5	< 0.5	0

< - Indicates parameter was analyzed for, but not detected at or above the reporting limit
To Address the NYSDEC concerns regarding the presentation and plotting of non-detected values, the data for 2001 to 2004 has been reevaluated and interpreted as follows:

1) Non-detected concentrations have been represented as '<' for reporting purposes.
2) Total VOCs have been recalculated and represented as the sum of the detected parameters shown on this table.
3) The method change to 8260 was approved by the NYSDEC and changed in January 2005.

B - The analyte is present in the associated method blank.
D - Result reported from a secondary dilution analysis.
E - Concentration exceeds the calibration range; Result is estimated.
J - Indicates an estimated value.
µg/L - micrograms per liter

MONITORING WELL GROUNDWATER ANALYTICAL RESULT SUMMARY
FORMER CARBORUNDUM COMPANY
SANBORN, NEW YORK

Well ID: **B-27M**

Date	Lab Sample ID	Method	Carbon tetrachloride (µg/L)	Chloroform (µg/L)	1,1-Dichloroethane (µg/L)	1,1-Dichloroethene (µg/L)	Methylene chloride (µg/L)	trans-1,2-Dichloroethene (µg/L)	cis-1,2-Dichloroethene (µg/L)	1,1,1-Trichloroethane (µg/L)	Trichloroethene (µg/L)	Tetrachloroethene (µg/L)	Vinyl chloride (µg/L)	Total
4/1/1989		8260	< 0.1	< 0.05	0.4	0.6	< 0.1	0.6	25	< 0.03	11	< 0.03	4.4	42
7/1/1989		8260	< 1.2	< 0.5	< 0.7	< 1.3	< 2.5	< 1	< 1	< 0.3	< 1.2	< 0.3	< 1.8	0
10/1/1989		8260	< 200	< 100	< 140	73	< 200	< 200	8000	< 60	< 200	< 60	2000	10073
1/1/1990		8260	< 10	< 5	< 7	< 10	< 50	< 10	990	< 3	< 10	< 3	91	1081
4/1/1990		8260	< 10	< 5	< 7	< 10	< 50	< 10	530	< 3	< 10	< 3	74	604
7/1/1990		8260	< 2	< 1	2.9	3.6	7.1	21	550	4	9.6	< 0.6	130	728.2
10/1/1990		8260	< 10	< 5	62	79	< 10	63	9100	< 10	20	< 3	2000	11324
1/1/1991		8260	< 2	< 1	2	3.6	< 10	6.5	560	9	4.1	< 0.6	93	678.2
5/1/1991		8260	< 60	< 25	< 35	< 65	< 120	< 50	360	< 15	< 60	< 15	< 90	360
7/1/1991		8260	< 60	< 25	< 35	< 65	< 130	< 50	450	< 15	< 60	< 15	93	543
10/1/1991		8260	< 120	< 50	< 70	< 130	< 250	< 100	6200	< 30	1000	< 30	4500	11700
1/1/1992		8260	< 240	< 100	< 140	< 260	< 500	< 200	10000	< 150	< 240	< 60	5000	15000
4/1/1992		8260	< 240	< 100	< 140	< 260	< 500	< 200	730	< 60	< 240	< 60	< 240	730
7/1/1992		8260	< 12	< 5	< 7	< 13	< 25	< 10	640	< 10	< 12	< 3	210	850
10/1/1992		8260	6	< 2.5	< 7	< 6.5	< 13	< 5	300	< 1.5	< 6	< 1.5	170	476
1/1/1993		8260	< 12	< 5	180	250	< 25	140	13000	65	77	< 3	4700	18412
3/29/1993		8260	< 12	< 5	< 7	< 13	< 25	< 10	1100	< 5	< 12	< 3	410	1510
5/5/1993		8260	< 12	< 5	59	99	< 25	76	12000	21	37	< 3	3200	15492
6/3/1993		8260	< 12	< 5	80	100	33	120	12000	34	50	< 3	9500	21917
6/28/1993		8260	< 240	< 100	140	< 260	< 500	< 200	33000	110	660	< 60	4700	38610
8/5/1993		8260	< 120	< 50	< 70	< 130	< 250	< 100	6700	< 50	< 120	< 30	< 3500	6700
10/6/1993		8260	< 120	< 50	< 70	< 130	420	< 100	4300	< 50	< 120	< 30	< 180	4720
7/6/1994		8260	< 1.2	< 0.5	46	32	< 2.5	60	4300	6.3	62	< 0.3	< 1.8	4506.3
7/15/1996		8260	< 12	< 5	< 10	< 7	< 25	20	800	< 6.4	15	< 7.9	< 18	835
7/9/1997		8260	< 12	9.5	< 10	< 7	< 25	17	1100	< 6.4	45	< 7.9	< 18	1171.5
7/19/1999		8260	< 12	< 5	< 10	< 7	< 25	24	480	< 6.4	21	< 7.9	< 18	525
7/17/2000	A0500405	8021	< 4	< 4	< 4	< 4	5.6	6	480	< 4	< 4	< 4	< 4	491.6
7/12/2001	A1663805	8021	< 4	< 4	< 4	< 4	5.8	8.5	400	< 4	34	< 4	< 4	448.3
7/16/2002	A2722910	8021	< 1.6	< 1.6	< 1.6	< 1.6	5.7	9.4	240	< 1.6	18	< 1.6	14	287.1
7/10/2003	A3654301	8021	< 2.3	< 1	< 1	< 1.3	< 3	6.8	230	< 1.5	4.1	< 2.6	9	249.9
7/7/2004	A4636801	8021	< 1.2	< 1	< 1	1	< 2.5	4.4	80	< 1	4.8	< 1	4.1	94.3
7/14/2005	A5740601	8260/5M	< 1.2	< 1	< 1	< 1	< 2.5	3.3	50	< 1	5.3	< 1	2.3	60.9

< - Indicates parameter was analyzed for, but not detected at or above the reporting limit
To Address the NYSDEC concerns regarding the presentation and plotting of non-detected values, the data for 2001 to 2004 has been reevaluated and interpreted as follows:

1) Non-detected concentrations have been represented as '<' for reporting purposes.
2) Total VOCs have been recalculated and represented as the sum of the detected parameters shown on this table.
3) The method change to 8260 was approved by the NYSDEC and changed in January 2005.

B - The analyte is present in the associated method blank.
D - Result reported from a secondary dilution analysis.
E - Concentration exceeds the calibration range; Result is estimated.
J - Indicates an estimated value.
µg/L - micrograms per liter

MONITORING WELL GROUNDWATER ANALYTICAL RESULT SUMMARY
FORMER CARBORUNDUM COMPANY
SANBORN, NEW YORK

Well ID: **B-28M**

Date	Lab Sample ID	Method	Carbon tetrachloride (µg/L)	Chloroform (µg/L)	1,1-Dichloroethane (µg/L)	1,1-Dichloroethene (µg/L)	Methylene chloride (µg/L)	trans-1,2-Dichloroethene (µg/L)	cis-1,2-Dichloroethene (µg/L)	1,1,1-Trichloroethane (µg/L)	Trichloroethene (µg/L)	Tetrachloroethene (µg/L)	Vinyl chloride (µg/L)	Total
1/1/1990		8260	< 1	< 0.5	< 0.7	< 1	< 5	< 1	< 1	< 0.3	< 1	< 0.3	< 1	0
4/1/1990		8260	< 1	< 0.5	< 0.7	< 1	< 5	< 1	< 1	< 0.3	< 1	< 0.3	< 1	0
7/1/1990		8260	< 1	< 0.5	< 0.7	< 1	< 5	< 1	< 1	< 0.3	< 1	< 0.3	< 1	0
10/1/1990		8260	< 1	< 0.5	< 0.7	< 1	< 1	< 1	< 1	< 0.3	< 1	< 0.3	< 1	0
1/1/1991		8260	< 1	< 0.5	< 0.7	< 1	< 5	< 1	2.6	0.3	< 1	< 0.3	< 1	2.9
7/1/1991		8260	< 1.2	< 0.5	< 0.7	< 1.3	< 2.5	< 1	< 1	< 0.3	< 1.2	< 0.3	< 1.8	0
10/1/1991		8260	< 1.2	< 0.5	< 0.7	< 1.3	< 2.5	< 1	< 1	< 0.3	< 1.2	< 0.3	< 1.8	0
1/1/1992		8260	< 1.2	< 0.5	< 0.7	< 1.3	< 2.5	< 1	< 1	< 0.3	< 1.2	< 0.3	< 1.8	0
4/1/1992		8260	< 1.2	< 0.5	< 0.7	< 1.3	< 2.5	< 1	< 1	< 0.3	< 1.2	< 0.3	< 1.8	0
7/1/1992		8260	< 1.2	< 0.5	< 0.7	< 1.3	< 2.5	< 1	< 1	0.3 A	< 1.2	< 0.3	< 1.8	0.3
10/1/1992		8260	< 1.2	< 0.5	< 0.7	< 1.3	< 2.5	< 1	< 1	< 0.3	< 1.2	< 0.3	< 1.8	0
1/1/1993		8260	< 1.2	< 0.5	< 0.7	< 1.3	< 2.5	< 1	< 1	< 0.3	< 1.2	< 0.3	< 1.8	0
4/2/1993		8260	< 1.2	< 0.5	< 0.7	< 1.3	< 2.5	< 1	< 1	< 0.5	< 1.2	< 0.3	< 1.8	0
7/1/1993		8260	< 1.2	< 0.5	< 0.7	< 1.3	< 2.5	< 1	< 1	< 0.5	< 1.2	< 0.3	< 1.8	0
10/4/1993		8260	< 1.2	< 0.5	< 0.7	< 1.3	< 2.5	< 1	< 1	< 0.5	< 1.2	< 0.3	< 1.8	0
1/27/1994		8260	< 1.2	< 0.5	< 0.7	< 1.3	< 2.5	< 1	< 1	< 0.5	5	< 0.3	< 1.8	5
4/7/1994		8260	< 1.2	< 0.5	< 0.7	< 1.3	< 2.5	< 1	< 1	< 0.5	< 1.2	< 0.3	< 1.8	0
7/6/1994		8260	< 1.2	< 0.5	< 0.7	< 1.3	< 2.5	< 1	< 1	< 0.5	< 1.2	< 0.3	< 1.8	0
10/6/1994		8260	< 1.2	< 0.5	< 0.7	< 1.3	< 2.5	< 1	< 1	< 0.5	< 1.2	< 0.3	< 1.8	0
1/26/1995		8260	< 1	< 1	< 1	< 1	< 1	< 1	< 1	< 1	< 1	< 1	< 2	0
4/5/1995		8260	< 1	< 1	< 1	< 1	< 1	< 1	< 1	< 1	< 1	< 1	< 2	0
6/28/1995		8260	< 1	< 1	< 1	< 1	< 1	< 1	< 1	< 1	< 1	< 1	< 2	0
10/9/1995		8260	< 1.2	< 0.5	< 1	< 0.7	< 2.5	< 1	< 1	< 0.64	< 1.2	< 0.79	< 1.8	0
1/11/1996		8260	< 1.2	< 0.5	< 1	< 0.7	< 2.5	< 1	< 1	< 0.64	< 1.2	< 0.79	< 1.8	0
4/4/1996		8260	< 1.2	< 0.5	< 1	< 0.7	< 2.5	< 1	< 1	< 0.64	< 1.2	< 0.79	< 1.8	0
7/17/1996		8260	< 1.2	< 0.5	< 1	< 0.7	< 2.5	< 1	< 1	< 0.64	< 1.2	< 0.79	< 1.8	0
10/3/1996		8260	< 1.2	< 0.5	< 1	< 0.7	< 2.5	< 1	< 1	< 0.64	< 1.2	< 0.79	< 1.8	0
1/30/1997		8260	< 1.2	< 0.5	< 1	< 0.7	< 2.5	< 1	< 1	< 0.64	< 1.2	< 0.79	< 1.8	0
4/17/1997		8260	< 1.2	< 0.5	< 1	< 0.7	< 2.5	< 1	< 1	< 0.64	< 1.2	< 0.79	< 1.8	0
7/11/1997		8260	< 1.2	< 0.5	< 1	< 0.7	< 2.5	< 1	< 1	< 0.64	< 1.2	< 0.79	< 1.8	0
10/24/1997		8260	< 1.2	< 0.5	< 1	< 0.7	< 2.5	< 1	< 1	< 0.64	< 1.2	< 0.79	< 1.8	0
1/20/1998		8260	< 1.2	< 0.5	< 1	< 0.7	< 2.5	< 1	< 1	< 0.64	< 1.2	< 0.79	< 1.8	0
4/22/1998		8260	< 1.2	< 0.5	< 1	< 0.7	< 2.5	< 1	< 1	< 0.64	< 1.2	< 0.79	< 1.8	0
7/23/1998		8260	< 1.2	< 0.5	< 1	< 0.7	< 2.5	< 1	< 1	< 0.64	< 1.2	< 0.79	< 1.8	0
10/7/1998		8260	< 1.2	< 0.5	< 1	< 0.7	< 2.5	< 1	< 1	< 0.64	< 1.2	< 0.79	< 1.8	0
1/21/1999		8260	< 1.2	< 0.5	< 1	< 0.7	< 2.5	< 1	< 1	< 0.64	< 1.2	< 0.79	< 1.8	0
4/19/1999		8260	< 1.2	< 0.5	< 1	< 0.7	< 2.5	< 1	< 1	< 0.64	< 1.2	< 0.79	< 1.8	0
7/22/1999		8260	< 1.2	< 0.5	< 1	< 0.7	< 2.5	< 1	< 1	< 0.64	< 1.2	< 0.79	< 1.8	0
10/12/1999		8260	< 1.2	< 1	< 1	< 1	< 2.5	< 1	< 1	< 1	< 1.2	< 1	< 1.8	0
1/12/2000	A0026401	8021	< 1.2	< 1	< 1	< 1	< 2.5	< 1	0.32 J	< 1	< 1.2	< 1	< 1.8	0.32
4/26/2000	A0275202	8021	< 1.2	< 1	< 1	< 1	< 2.5	< 1	3	< 1	< 1.2	< 1	< 1.8	3
7/18/2000	A0500413	8021	< 1.2	< 1	< 1	< 1	< 2.5	< 1	< 1	< 1	< 1.2	< 1	< 1.8	0
10/19/2000	A0751301	8021	< 1.2	< 1	< 1	< 1	< 2.5	< 1	< 1	< 1	< 1.2	< 1	< 1.8	0
1/11/2001	A1035102	8021	< 1.2	< 1	< 1	< 1	< 2.5	< 1	1.5	< 1	< 1.2	< 1	< 1.8	1.5
4/23/2001	A1375205	8021	< 1.2	< 1	< 1	< 1	< 2.5	< 1	0.66 J	< 1	< 1.2	< 1	< 1.8	0.66
7/18/2001	A1682909	8021	< 1.2	< 1	< 1	< 1	< 2.5	< 1	< 1	< 1	< 1.2	< 1	< 1.8	0

< - Indicates parameter was analyzed for, but not detected at or above the reporting limit
To Address the NYSDEC concerns regarding the presentation and plotting of non-detected values, the data for 2001 to 2004 has been reevaluated and interpreted as follows:
1) Non-detected concentrations have been represented as '<' for reporting purposes.
2) Total VOCs have been recalculated and represented as the sum of the detected parameters shown on this table.
3) The method change to 8260 was approved by the NYSDEC and changed in January 2005.

B - The analyte is present in the associated method blank.
D - Result reported from a secondary dilution analysis.
E - Concentration exceeds the calibration range; Result is estimated.
J - Indicates an estimated value.
µg/L - micrograms per liter

Well ID: **B-28M**

Date	Lab Sample ID	Method	Carbon tetrachloride (µg/L)	Chloroform (µg/L)	1,1-Dichloroethane (µg/L)	1,1-Dichloroethene (µg/L)	Methylene chloride (µg/L)	trans-1,2-Dichloroethene (µg/L)	cis-1,2-Dichloroethene (µg/L)	1,1,1-Trichloroethane (µg/L)	Trichloroethene (µg/L)	Tetrachloroethene (µg/L)	Vinyl chloride (µg/L)	Total
10/17/2001	A1A23303	8021	< 1.2	< 1	< 1	< 1	< 2.5	< 1	< 1	< 1	< 1.2	< 1	< 1.8	0
1/17/2002	A2058506	8021	< 1.2	< 1	< 1	< 1	< 2.5	< 1	< 1	< 1	< 1.2	< 1	< 1.8	0
4/10/2002	A2347902	8260	< 1.2	< 1	< 1	< 1	< 2.5	< 1	< 1	< 1	0.25 J	< 1	< 1.8	0.25
7/10/2002	A2708304	8021	< 1.2	< 1	< 1	< 1	< 2.5	< 1	< 1	< 1	< 1.2	< 1	< 1.8	0
10/3/2002	A2980610	8021	< 1.2	< 1	< 1	< 1	< 2.5	< 1	< 1	< 1	< 1.2	< 1	< 1.8	0
1/16/2003	A3056002	8021	< 1.2	< 1	< 1	< 1	< 2.5	< 1	< 1	< 1	< 1.2	< 1	< 1.8	0
4/8/2003	A3329701	8021	< 1.2	< 1	< 1	< 1	< 2.5	< 1	< 1	< 1	< 1.2	< 1	< 1.8	0
7/3/2003	A3639703	8021	< 1.2	< 1	< 1	< 1	< 2.5	< 1	< 1	< 1	< 1.2	< 1	< 1.8	0
10/8/2003	A3978809	8021	< 1.2	< 1	< 1	< 1	< 2.5	< 1	< 1	< 1	< 1.2	< 1	< 1.8	0
1/8/2004	A4026304	8021	< 1.2	< 1	< 1	< 1	< 2.5	< 1	< 1	< 1	< 1.2	< 1	< 1.8	0
6/30/2004	A4619406	8021	< 1.2	< 1	< 1	< 1	< 2.5	< 1	< 1	< 1	< 1.2	< 1	< 1.8	0
4/5/2005	A5317606	8260	< 1.2	< 1	< 1	< 1	< 2.5	< 1	< 1	< 1	< 1.2	< 1	< 1.8	0
7/11/2005	A5724501	8260/5M	< 1.2	< 1	< 1	< 1	< 2.5	< 1	< 1	< 1	< 1.2	< 1	< 1.8	0
10/21/2005	A5B92302	8260	< 1.2	< 1	< 1	< 1	< 2.5	< 1	< 1	< 1	< 1.2	< 1	< 1.8	0
1/24/2006	A6089103	8260	< 1.2	< 1	< 1	< 1	< 2.5	< 1	< 1	< 1	< 1.2	< 1	< 1.8	0
4/13/2006	6D14002-02	8260	< 1	< 1	< 1	< 1	< 2	< 1	< 1	< 1	< 1	< 1	< 2	0
7/17/2006	6G18004-06	8260	< 1	< 1	< 1	< 1	4 B	< 1	< 1	< 1	< 1	< 1	< 2	4
10/10/2006	6J11002-09	8260	< 1	< 1	< 1	< 1	< 2	< 1	< 1	< 1	< 1	< 1	< 2	0
1/11/2007	7A12004-03	8260	< 1	< 1	< 1	< 1	< 2	< 1	< 1	< 1	< 1	< 1	< 2	0
4/5/2007	7D06002-02	8260	< 1	< 1	< 1	< 1	< 2	< 1	< 1	< 1	< 1	< 1	< 2	0
7/18/2007	7G19011-04	8260	< 1	< 1	< 1	< 1	< 2	< 1	< 1	< 1	< 1	< 1	< 2	0
10/11/2007	7J12012-04	8260	< 1	< 1	< 1	< 1	< 2	< 1	< 1	< 1	< 1	< 1	< 2	0
1/9/2008	8A10002-03	8260	< 1	< 1	< 1	< 1	< 2	< 1	< 1	< 1	< 1	< 1	< 2	0
4/7/2008	8D08002-01	8260	< 1	< 1	< 1	< 1	< 2	< 1	< 1	< 1	< 1	< 1	< 2	0
7/21/2008	5420901	8260	< 1	< 0.8	< 1	< 0.8	< 2	< 0.8	< 0.8	< 0.8	< 1	< 0.8	< 1	0
10/15/2008	5499968	8260	< 1	< 0.8	< 1	< 0.8	< 2	< 0.8	< 0.8	< 0.8	< 1	< 0.8	< 1	0
1/13/2009	5576507	8260	< 1	< 0.8	< 1	< 0.8	< 2	< 0.8	< 0.8	< 0.8	< 1	< 0.8	< 1	0
4/20/2009	5651173	8260	< 1	< 0.8	< 1	< 0.8	< 2	< 0.8	< 0.8	< 0.8	< 1	< 0.8	< 1	0
7/13/2009	5722291	8260	< 1	< 0.8	< 1	< 0.8	< 2	< 0.8	< 0.8	< 0.8	< 1	< 0.8	< 1	0
10/6/2009	5799013	8260	< 1	< 0.8	< 1	< 0.8	< 2	< 0.8	< 0.8	< 0.8	< 1	< 0.8	< 1	0
1/26/2010	5893227	8260	< 1	< 0.8	< 1	< 0.8	< 2	< 0.8	< 0.8	< 0.8	< 1	< 0.8	< 1	0
4/7/2010	5948415	8260	< 1	< 0.8	< 1	< 0.8	< 2	< 0.8	< 0.8	< 0.8	< 1	< 0.8	< 1	0
7/15/2010	6033916	8260	< 1	< 0.8	< 1	< 0.8	< 2	< 0.8	< 0.8	< 0.8	< 1	< 0.8	< 1	0
10/19/2010	6116886	8260	< 1	< 0.8	< 1	< 0.8	< 2	< 0.8	< 0.8	< 0.8	< 1	< 0.8	< 1	0
1/27/2011	6194104	8260	< 1	< 0.8	< 1	< 0.8	< 2	< 0.8	< 0.8	< 0.8	< 1	< 0.8	< 1	0
4/13/2011	6258132	8260	< 1	< 0.8	< 1	< 0.8	< 2	< 0.8	< 0.8	< 0.8	< 1	< 0.8	< 1	0
7/25/2011	6355560	8260	< 1	< 0.8	< 1	< 0.8	< 2	< 0.8	< 0.8	< 0.8	< 1	< 0.8	< 1	0
10/10/2011	6433662	8260	< 1	< 0.8	< 1	< 0.8	< 2	< 0.8	< 0.8	< 0.8	< 1	< 0.8	< 1	0
1/25/2012	6532444	8260	< 1	< 0.8	< 1	< 0.8	< 2	< 0.8	< 0.8	< 0.8	< 1	< 0.8	< 1	0
4/3/2012	6605289	8260	< 1	< 0.8	< 1	< 0.8	< 2	< 0.8	< 0.8	< 0.8	< 1	< 0.8	< 1	0
7/19/2012	6728259	8260	< 1	< 0.8	< 1	< 0.8	< 2	< 0.8	< 0.8	< 0.8	< 1	< 0.8	< 1	0
10/3/2012	6812018	8260	< 1	< 0.8	< 1	< 0.8	< 2	< 0.8	< 0.8	< 0.8	< 1	< 0.8	< 1	0
1/17/2013	6926975	8260	< 1	< 0.8	< 1	< 0.8	< 2	< 0.8	< 0.8	< 0.8	< 1	< 0.8	< 1	0
4/9/2013	7016203	8260	< 1	< 0.8	< 1	< 0.8	< 2	< 0.8	< 0.8	< 0.8	< 1	< 0.8	< 1	0
7/11/2013	7125535	8260	< 1	< 0.8	< 1	< 0.8	< 2	< 0.8	< 0.8	< 0.8	< 1	< 0.8	< 1	0
11/14/2013	7278190	8260	< 1	< 0.8	< 1	< 0.8	< 2	< 0.8	< 0.8	< 0.8	< 1	< 0.8	< 1	0
1/20/2014	7342591	8260	< 1	< 0.8	< 1	< 0.8	< 2	< 0.8	< 0.8	< 0.8	< 1	< 0.8	< 1	0
4/14/2014	7430453	8260	< 0.5	< 0.5	< 0.5	< 0.5	< 2	< 0.5	< 0.5	< 0.5	< 0.5	< 0.5	< 0.5	0
7/14/2014	7532400	8260	< 0.5	< 0.5	< 0.5	< 0.5	< 2	< 0.5	< 0.5	< 0.5	< 0.5	< 0.5	< 0.5	0

< - Indicates parameter was analyzed for, but not detected at or above the reporting limit
To Address the NYSDEC concerns regarding the presentation and plotting of non-detected values, the data for 2001 to 2004 has been reevaluated and interpreted as follows:

1) Non-detected concentrations have been represented as '<' for reporting purposes.
2) Total VOCs have been recalculated and represented as the sum of the detected parameters shown on this table.
3) The method change to 8260 was approved by the NYSDEC and changed in January 2005.

B - The analyte is present in the associated method blank.
D - Result reported from a secondary dilution analysis.
E - Concentration exceeds the calibration range; Result is estimated.
J - Indicates an estimated value.
µg/L - micrograms per liter

Well ID: **B-28M**

Date	Lab Sample ID	Method	Carbon tetrachloride (µg/L)	Chloroform (µg/L)	1,1-Dichloroethane (µg/L)	1,1-Dichloroethene (µg/L)	Methylene chloride (µg/L)	trans-1,2-Dichloroethene (µg/L)	cis-1,2-Dichloroethene (µg/L)	1,1,1-Trichloroethane (µg/L)	Trichloroethene (µg/L)	Tetrachloroethene (µg/L)	Vinyl chloride (µg/L)	Total
10/2/2014	7623663	8260	< 0.5	< 0.5	< 0.5	< 0.5	< 2	< 0.5	< 0.5	< 0.5	< 0.5	< 0.5	< 0.5	0
1/6/2015	7731161	8260	< 0.5	< 0.5	< 0.5	< 0.5	< 2	< 0.5	< 0.5	< 0.5	< 0.5	< 0.5	< 0.5	0
4/15/2015	7849424	8260	< 0.5	< 0.5	< 0.5	< 0.5	< 2	< 0.5	< 0.5	< 0.5	< 0.5	< 0.5	< 0.5	0
7/13/2015	7965570	SW8260C	< 0.5	< 0.5	< 0.5	< 0.5	< 2	< 0.5	< 0.5	< 0.5	< 0.5	< 0.5	< 0.5	0
10/6/2015	8079113	SW8260C	< 0.5	< 0.5	< 0.5	< 0.5	< 2	< 0.5	< 0.5	< 0.5	< 0.5	< 0.5	< 0.5	0
1/6/2016	8197847	SW8260C	< 0.5	< 0.5	< 0.5	< 0.5	< 2	< 0.5	< 0.5	< 0.5	< 0.5	< 0.5	< 0.5	0
12/7/2016	240-73270-1	8260C	< 1.0	< 1.0	< 1.0	< 1.0	< 1.0	< 1.0	< 1.0	< 1.0	< 1.0	< 1.0	< 1.0	0
4/27/2017	240-78855-13	8260C	< 1.0	< 1.0	< 1.0	< 1.0	< 1.0	< 1.0	< 1.0	< 1.0	< 1.0	< 1.0	< 1.0	0
11/2/2017	240-87694-20	8260C	< 1.0	< 1.0	< 1.0	< 1.0	< 1.0	< 1.0	< 1.0	< 1.0	< 1.0	< 1.0	< 1.0	0
4/18/2018	240-94333-7	8260C	< 1.0	< 1.0	< 1.0	< 1.0	< 1.0	< 1.0	< 1.0	< 1.0	< 1.0	< 1.0	< 1.0	0
9/28/2018	240-102125-13	8260C	< 1.0	< 1.0	< 1.0	< 1.0	< 5.0	< 1.0	< 1.0	< 1.0	< 1.0	< 1.0	< 1.0	0
4/9/2019	240-110803-10	8260C	< 1.0	< 1.0	< 1.0	< 1.0	< 5.0	< 1.0	< 1.0	< 1.0	0.13 J	< 1.0	< 1.0	0.13
11/21/2019	240-122893-1	624.1_L	< 1.0	< 1.0	< 1.0	< 1.0	< 5.0	< 0.50	< 0.50	< 1.0	< 1.0	< 1.0	< 1.0	0
3/27/2020	240-128359-3	8260C	< 1	< 1	< 1.0	< 1.0	< 5	< 1.0	< 1.0	< 1.0	< 1.0	< 1.0	< 1.0	0
10/28/2020	240-139252-4	8260C	< 1.0	< 1.0	< 1.0	< 1.0	< 5.0	< 1.0	< 1.0	< 1.0	< 1.0	< 1.0	< 1.0	0
4/26/2021	240-148317-2	8260C	< 1.0	< 1.0	< 1.0	< 1.0	< 5.0	< 1.0	< 1.0	< 1.0	< 1.0	< 1.0	< 1.0	0
10/27/2021	240-159076-9	8260C	< 1.0	< 1.0	< 1.0	< 1.0	< 5.0	< 1.0	< 1.0	< 1.0	< 1.0	< 1.0	< 1.0	0
4/15/2022	240-165253-8	8260C	< 1.0	< 1.0	< 1.0	< 1.0	< 5.0	< 1.0	< 1.0	< 1.0	< 1.0	< 1.0	< 1.0	0
10/18/2022	240-175103-19	8260D	< 1.0	< 1.0	< 1.0	< 1.0	< 5.0	< 1.0	< 1.0	< 1.0	0.99 J	< 1.0	< 1.0	0.99
3/21/2023	240-182590-21	8260D	< 1.0	< 1.0	< 1.0	< 1.0	< 5.0	< 1.0	< 1.0	< 1.0	< 1.0	< 1.0	< 1.0	0
10/19/2023	240-194049-15	8260D	< 1.0	< 1.0	< 1.0	< 1.0	< 5.0	< 1.0	< 1.0	< 1.0	< 1.0	< 1.0	< 1.0	0
4/16/2024	240-203148-6	8260D	< 1.0	< 1.0	< 1.0	< 1.0	< 5.0	< 1.0	< 1.0	< 1.0	< 1.0	< 1.0	< 1.0	0

< - Indicates parameter was analyzed for, but not detected at or above the reporting limit
To Address the NYSDEC concerns regarding the presentation and plotting of non-detected values, the data for 2001 to 2004 has been reevaluated and interpreted as follows:

1) Non-detected concentrations have been represented as '<' for reporting purposes.
2) Total VOCs have been recalculated and represented as the sum of the detected parameters shown on this table.
3) The method change to 8260 was approved by the NYSDEC and changed in January 2005.

B - The analyte is present in the associated method blank.
D - Result reported from a secondary dilution analysis.
E - Concentration exceeds the calibration range; Result is estimated.
J - Indicates an estimated value.
µg/L - micrograms per liter

MONITORING WELL GROUNDWATER ANALYTICAL RESULT SUMMARY
FORMER CARBORUNDUM COMPANY
SANBORN, NEW YORK

Well ID: **B-29M**

Date	Lab Sample ID	Method	Carbon tetrachloride (µg/L)	Chloroform (µg/L)	1,1-Dichloroethane (µg/L)	1,1-Dichloroethene (µg/L)	Methylene chloride (µg/L)	trans-1,2-Dichloroethene (µg/L)	cis-1,2-Dichloroethene (µg/L)	1,1,1-Trichloroethane (µg/L)	Trichloroethene (µg/L)	Tetrachloroethene (µg/L)	Vinyl chloride (µg/L)	Total
1/1/1990		8260	< 1	< 0.5	1.3	< 1	< 5	3.6	290	< 0.3	12	< 0.3	16	322.9
4/1/1990		8260	< 1	< 0.5	< 0.7	< 1	< 5	< 1	73	< 0.3	2.8	< 0.3	2.6	78.4
7/1/1990		8260	< 1	< 0.5	< 0.7	< 1	< 5	2.9	110	< 0.3	6.3	< 0.3	13	132.2
10/1/1990		8260	< 1	< 0.5	2.3	< 1	< 1	4.1	250	< 0.3	15	< 0.3	15	286.4
1/1/1991		8260	< 1	< 0.5	< 0.7	1	< 5	< 1	23	< 0.3	< 1	< 0.3	< 1	24
5/1/1991		8260	< 1.2	< 0.5	< 0.7	< 1.3	< 2.5	< 1	35	< 0.3	1.3	< 0.3	< 1.8	36.3
7/1/1991		8260	< 1.2	< 0.5	1	< 1.3	< 2.5	1.9	230	< 0.3	7.7	< 0.3	7.4	248
10/1/1991		8260	< 6	< 2.5	< 3.5	< 6.5	< 13	< 5	180	< 1.5	20	< 1.5	10	210
1/1/1992		8260	< 24	< 10	< 14	< 26	< 50	< 20	220	< 6	< 24	< 6	< 36	220
4/1/1992		8260	< 1.2	< 0.5	< 0.7	< 1.3	< 2.5	< 1	12	< 0.3	< 1.2	< 0.3	< 1.8	12
7/1/1992		8260	< 1.2	< 0.5	< 0.7	< 1.3	< 2.5	< 1	46	1.6 A	< 1.2	< 0.3	2.6	50.2
10/1/1992		8260	< 1.2	< 0.5	< 0.7	< 1.3	< 2.5	< 1	19	< 0.3	< 1.2	< 0.3	< 1.8	19
1/1/1993		8260	< 1.2	< 0.5	< 0.7	< 1.3	< 2.5	< 1	28	< 0.3	< 1.2	< 0.3	< 1.8	28
3/31/1993		8260	< 1.2	< 0.5	< 0.7	< 1.3	< 2.5	< 1	56	1.4	1.2	< 0.3	< 1.8	58.6
6/30/1993		8260	< 1.2	< 0.5	< 0.7	< 1.3	< 2.5	< 1	70	< 0.5	< 1.2	< 0.3	3.5	73.5
10/5/1993		8260	< 1.2	< 0.5	< 0.7	< 1.3	< 2.5	< 1	64	< 0.5	< 1.2	< 0.3	< 1.8	64
1/26/1994		8260	< 1.2	< 0.5	< 0.7	< 1.3	< 2.5	< 1	60	< 0.5	< 1.2	< 0.3	4.7	64.7
4/6/1994		8260	< 1.2	< 0.5	< 0.7	< 1.3	< 2.5	< 1	16	0.55	< 1.2	< 0.3	< 1.8	16.55
7/8/1994		8260	< 1.2	< 0.5	< 0.7	< 1.3	< 2.5	< 1	84	< 0.5	< 1.2	< 0.3	1.9	85.9
10/6/1994		8260	< 1.2	< 0.5	< 0.7	< 1.3	< 2.5	< 1	38	< 0.5	< 1.2	< 0.3	1.3	39.3
1/25/1995		8260	< 1	< 1	< 1	< 1	< 1	< 1	13	< 1	< 1	< 1	< 2	13
4/4/1995		8260	< 1	< 1	< 1	< 1	< 1	< 1	25	< 1	< 1	< 1	< 2	25
6/28/1995		8260	< 1	< 1	< 1	< 1	< 1	< 1	56	1.3	1.1	< 1	4.3	62.7
10/4/1995		8260	< 1.2	< 0.5	< 1	< 0.7	< 2.5	< 1	61	< 0.64	< 1.2	< 0.79	2	63
1/9/1996		8260	< 1.2	< 0.5	< 1	< 0.7	< 2.5	< 1	61	< 0.64	< 1.2	< 0.79	2.4	63.4
4/3/1996		8260	< 1.2	< 0.5	< 1	< 0.7	< 2.5	< 1	51	< 0.64	< 1.2	< 0.79	2.7	53.7
7/10/1996		8260	< 1.2	< 0.5	< 1	< 0.7	< 2.5	< 1	83	< 0.64	< 1.2	< 0.79	< 1.8	83
10/2/1996		8260	< 1.2	< 0.5	< 1	< 0.7	< 2.5	< 1	85	< 0.64	< 1.2	< 0.79	2.2	87.2
1/27/1997		8260	< 1.2	< 0.5	< 1	< 0.7	< 2.5	< 1	61	< 0.64	< 1.2	< 0.79	3.7	64.7
4/16/1997		8260	< 1.2	< 0.5	< 1	< 0.7	< 2.5	< 1	50	< 0.64	< 1.2	< 0.79	< 1.8	50
7/8/1997		8260	< 1.2	0.5	< 1	< 0.7	< 2.5	< 1	59	< 0.64	1.6	< 0.79	< 1.8	61.1
10/23/1997		8260	< 1.2	< 0.5	< 1	< 0.7	< 2.5	< 1	71	< 0.64	< 1.2	< 0.79	< 1.8	71
1/20/1998		8260	< 1.2	< 0.5	< 1	< 0.7	< 2.5	< 1	58	< 0.64	< 1.2	< 0.79	< 1.8	58
4/23/1998		8260	< 1.2	< 0.5	< 1	< 0.7	< 2.5	< 1	31	< 0.64	< 1.2	< 0.79	< 1.8	31
7/22/1998		8260	< 1.2	< 0.5	< 1	< 0.7	< 2.5	< 1	41	< 0.64	< 1.2	< 0.79	< 1.8	41
10/9/1998		8260	< 1.2	< 0.5	< 1	< 0.7	< 2.5	< 1	35	< 0.64	< 1.2	< 0.79	2.2	37.2
1/22/1999		8260	< 1.2	< 0.5	< 1	< 0.7	< 2.5	< 1	52	< 0.64	< 1.2	< 0.79	6.6	58.6
4/19/1999		8260	< 1.2	< 0.5	< 1	< 0.7	< 2.5	< 1	49	< 0.64	< 1.2	< 0.79	2 J	51
7/29/1999		8260	< 1.2	< 0.5	< 1	< 0.7	< 2.5	< 1	27	< 0.64	< 1.2	< 0.79	2.3 J	29.3
10/11/1999		8260	< 1.2	< 1	< 1	< 1	< 2.5	< 1	26	< 1	< 1.2	< 1	1.3 J	27.3
1/10/2000	A0018404	8021	< 1.2	< 1	< 1	< 1	< 2.5	< 1	27	< 1	< 1.2	< 1	1.7 J	28.7
4/25/2000	A0275210	8021	< 1.2	< 1	< 1	< 1	< 2.5	< 1	4.3	< 1	< 1.2	< 1	< 1.8	4.3
7/12/2000	A0483116	8021	< 1.2	< 1	< 1	< 1	< 2.5	< 1	14	< 1	< 1.2	< 1	0.64 J	14.64
10/25/2000	A0767905	8021	< 1.2	< 1	< 1	< 1	< 2.5	< 1	12	< 1	1.1 J	< 1	0.61 J	13.71
1/16/2001	A1043901	8021	< 1.2	< 1	< 1	< 1	< 2.5	< 1	16	< 1	0.29 J	< 1	1.8	18.09
4/16/2001	A1345806	624	< 1.2	< 1.5	< 1.8	< 1.4	< 2.5	< 1.8	11	< 1.1	< 1.2	< 1.1	< 1.8	11

< - Indicates parameter was analyzed for, but not detected at or above the reporting limit
To Address the NYSDEC concerns regarding the presentation and plotting of non-detected values, the data for 2001 to 2004 has been reevaluated and interpreted as follows:

1) Non-detected concentrations have been represented as '<' for reporting purposes.
2) Total VOCs have been recalculated and represented as the sum of the detected parameters shown on this table.
3) The method change to 8260 was approved by the NYSDEC and changed in January 2005.

B - The analyte is present in the associated method blank.
D - Result reported from a secondary dilution analysis.
E - Concentration exceeds the calibration range; Result is estimated.
J - Indicates an estimated value.
µg/L - micrograms per liter

Well ID: **B-29M**

Date	Lab Sample ID	Method	Carbon tetrachloride (µg/L)	Chloroform (µg/L)	1,1-Dichloroethane (µg/L)	1,1-Dichloroethene (µg/L)	Methylene chloride (µg/L)	trans-1,2-Dichloroethene (µg/L)	cis-1,2-Dichloroethene (µg/L)	1,1,1-Trichloroethane (µg/L)	Trichloroethene (µg/L)	Tetrachloroethene (µg/L)	Vinyl chloride (µg/L)	Total
7/16/2001	A1674114	8021	< 1.2	< 1	< 1	< 1	< 2.5	< 1	21	< 1	1 J	< 1	1.1 J	23.1
10/18/2001	A1A23315	8021	< 1.2	< 1	< 1	< 1	< 2.5	< 1	26	< 1	7.8	< 1	1.8	35.6
1/21/2002	A2066006	8021	< 1.2	< 1	< 1	< 1	< 2.5	< 1	26	< 1	< 1.2	< 1	< 1.8	26
4/17/2002	A2378401	8021	< 1.2	< 1	< 1	< 1	< 2.5	< 1	< 1	< 1	< 1.2	< 1	< 1.8	0
7/11/2002	A2708316	8021	< 1.2	< 1	< 1	< 1	< 2.5	< 1	32	< 1	0.88 J	< 1	2.5	35.38
10/9/2002	A2A07701	8021	< 1.2	< 1	< 1	< 1	< 2.5	< 1	34	< 1	< 1.2	< 1	4.5	38.5
1/16/2003	A3055802	8021	< 1.2	< 1	< 1	< 1	< 2.5	< 1	9	< 1	0.23 J	< 1	0.77 J	10
4/21/2003	A3371001	8021	< 1.2	< 1	< 1	< 1	< 2.5	< 1	< 1	< 1	2.5	< 1	< 1.8	2.5
7/16/2003	A3683701	8021	< 1.2	< 1	< 1	< 1	< 2.5	< 1	12	< 1	< 1.2	< 1	0.68 J	12.68
10/20/2003	A3A13701	8021	< 1.2	< 1	< 1	< 1	< 2.5	< 1	47	< 1	1.5	< 1	3.8	52.3
1/29/2004	A4077402	8021	< 1.2	< 1	< 1	0.2 J	< 2.5	< 1	26	< 1	1.8	< 1	2.1	30.1
4/23/2004	A4373001	8021	< 1.2	< 1	< 1	< 1	< 2.5	< 1	1.2	< 1	< 1.2	< 1	< 1.8	1.2
7/21/2004	A4687001	8260	< 1.2	< 1	< 1	< 1	< 2.5	< 1	15	< 1	0.73 J	< 1	< 1.8	15.73
10/20/2004	A4A32401	8021	< 1	< 1	< 1	< 1	< 1	< 1	24	< 1	1.4	< 1	2.4	27.8
1/13/2005	A5036206	8260	< 1.2	< 1	< 1	< 1	< 2.5	< 1	22	< 1	1.8	< 1	2.1	25.9
4/19/2005	A5387502	8260	< 1.2	< 1	< 1	< 1	< 2.5	< 1	12	< 1	1.1 J	< 1	1.4 J	14.5
7/18/2005	A5753701	8260/5M	< 1.2	< 1	< 1	< 1	< 2.5	< 1	36	< 1	3.2	< 1	3.1	42.3
7/20/2006	6G21005-08	8260	< 1	< 1	< 1	< 1	3	< 1	43	< 1	8	< 1	3	57
7/11/2007	7G12003-02	8260	< 1	< 1	< 1	< 1	< 2	< 1	30	< 1	6	< 1	3	39
7/25/2008	5426025	8260	< 1	< 0.8	< 1	< 0.8	< 2	< 0.8	19	< 0.8	3 J	< 0.8	1.8 J	23.8
7/14/2009	5723624	8260	< 1	< 0.8	< 1	< 0.8	< 2	< 0.8	17	< 0.8	1.7 J	< 0.8	2.6 J	21.3
7/13/2010	6031620	8260	< 1	< 0.8	< 1	< 0.8	< 2	< 0.8	6.6	< 0.8	< 1	< 0.8	1 J	7.6
7/21/2011	6353677	8260	< 1	< 0.8	< 1	< 0.8	< 2	< 0.8	5.8	< 0.8	< 1	< 0.8	< 1	5.8
7/12/2012	6719400	8260	< 1	< 0.8	< 1	< 0.8	< 2	< 0.8	15	< 0.8	1.9 J	< 0.8	1.7 J	18.6
7/16/2013	7129890	8260	< 1	< 0.8	< 1	< 0.8	< 2	< 0.8	0.93 J	< 0.8	< 1	< 0.8	< 1	0.93
7/16/2014	7535885	8260	< 0.5	< 0.5	< 0.5	< 0.5	< 2	< 0.5	2	< 0.5	< 0.5	< 0.5	0.57 J	2.57
7/14/2015	7967357	SW8260C	< 0.5	< 0.5	< 0.5	< 0.5	< 2	< 0.5	1.7	< 0.5	< 0.5	< 0.5	< 0.5	1.7
12/5/2016	240-73125-3	8260C	< 1.0	< 1.0	< 1.0	< 1.0	< 1.0	< 1.0	7	< 1.0	< 1.0	< 1.0	1.4	8.4
5/3/2017	240-79160-2	8260C	< 1.0	< 1.0	< 1.0	< 1.0	< 1.0	< 1.0	1.1	< 1.0	< 1.0	< 1.0	< 1.0	1.1
4/12/2018	240-94116-10	8260C	< 1.0	< 1.0	< 1.0	< 1.0	< 1.0	< 1.0	0.73 J	< 1.0	< 1.0	< 1.0	< 1.0	0.73
4/8/2019	240-110803-6	8260C	< 1.0	< 1.0	< 1.0	< 1.0	< 5.0	< 1.0	0.43 J	< 1.0	0.11 J	< 1.0	< 1.0	0.54
3/26/2020	240-128236-6	8260C	< 1.0	< 1.0	< 1.0	< 1.0	< 5.0	< 1.0	1.1	< 1.0	< 1.0	< 1.0	< 1.0	1.1
4/20/2021	240-147939-6	8260C	< 1.0	< 1.0	< 1.0	< 1.0	< 5.0	< 1.0	1.8	< 1.0	< 1.0	< 1.0	< 1.0	1.8
4/12/2022	240-165070-7	8260C	< 1.0	< 1.0	< 1.0	< 1.0	< 5.0	< 1.0	0.96 J	< 1.0	< 1.0	< 1.0	< 1.0	0.96
3/22/2023	240-182590-30	8260D	< 1.0	< 1.0	< 1.0	< 1.0	< 5.0	< 1.0	< 1.0	< 1.0	< 1.0	< 1.0	< 1.0	0
4/16/2024	240-203148-7	8260D	< 1.0	< 1.0	< 1.0	< 1.0	< 5.0	< 1.0	< 1.0	< 1.0	< 1.0	< 1.0	< 1.0	0

< - Indicates parameter was analyzed for, but not detected at or above the reporting limit
To Address the NYSDEC concerns regarding the presentation and plotting of non-detected values, the data for 2001 to 2004 has been reevaluated and interpreted as follows:

1) Non-detected concentrations have been represented as '<' for reporting purposes.
2) Total VOCs have been recalculated and represented as the sum of the detected parameters shown on this table.
3) The method change to 8260 was approved by the NYSDEC and changed in January 2005.

B - The analyte is present in the associated method blank.
D - Result reported from a secondary dilution analysis.
E - Concentration exceeds the calibration range; Result is estimated.
J - Indicates an estimated value.
µg/L - micrograms per liter

MONITORING WELL GROUNDWATER ANALYTICAL RESULT SUMMARY
FORMER CARBORUNDUM COMPANY
SANBORN, NEW YORK

Well ID: **B-30M**

Date	Lab Sample ID	Method	Carbon tetrachloride (µg/L)	Chloroform (µg/L)	1,1-Dichloroethane (µg/L)	1,1-Dichloroethene (µg/L)	Methylene chloride (µg/L)	trans-1,2-Dichloroethene (µg/L)	cis-1,2-Dichloroethene (µg/L)	1,1,1-Trichloroethane (µg/L)	Trichloroethene (µg/L)	Tetrachloroethene (µg/L)	Vinyl chloride (µg/L)	Total
1/1/1990		8260	< 1	< 0.5	< 0.7	< 1	6.3	3.3	110	< 0.3	2	< 0.3	12	133.6
4/1/1990		8260	< 1	< 0.5	< 0.7	< 1	< 5	< 1	42	< 0.3	< 1	< 0.3	< 1	42
7/1/1990		8260	< 1	< 0.5	< 0.7	< 1	< 5	2	170	< 0.3	6.3	< 0.3	14	192.3
10/1/1990		8260	< 1	< 0.5	1.2	< 1	< 1	2.2	150	< 0.3	5.5	< 0.3	12	170.9
1/1/1991		8260	< 1	< 0.5	1.1	1.3	< 5	2.3	190	< 0.3	11	< 0.3	8.5	214.2
5/1/1991		8260	< 6	< 2.5	< 3.5	< 6.5	< 13	< 5	130	< 1.5	< 6	< 1.5	< 9	130
7/1/1991		8260	< 6	< 2.5	< 3.5	< 6.5	< 13	< 5	190	< 1.5	< 10	< 1.5	< 9	190
10/1/1991		8260	< 12	< 5	< 7	< 13	< 25	< 10	220	< 3	71	< 3	19	310
1/1/1992		8260	< 12	< 5	< 7	< 13	< 25	< 10	390	< 3	< 12	< 3	36	426
4/1/1992		8260	< 12	< 5	< 7	< 13	< 25	< 10	240	< 3	16	< 3	23	279
7/1/1992		8260	< 12	< 5	< 7	< 13	< 25	< 10	180	< 50	< 12	< 3	< 18	180
10/1/1992		8260	< 1.2	< 0.5	< 0.7	< 1.3	< 2.5	2.1	220	< 0.3	17	< 0.3	6.5	245.6
1/1/1993		8260	< 1.2	< 0.5	< 0.7	< 1.3	< 2.5	1.4	160	< 0.3	6.2	< 0.3	7.3	174.9
4/1/1993		8260	< 1.2	< 0.5	< 0.7	< 1.3	< 2.5	1.7	180	< 0.5	5.4	< 0.3	8.2	195.3
7/1/1993		8260	< 1.2	< 0.5	< 0.7	< 1.3	< 2.5	< 1	65	< 0.5	1.2	< 0.3	4.8	71
10/6/1993		8260	< 1.2	0.91	0.76	< 1.3	2.8	2.4	200	< 0.5	4.9	< 0.3	17	228.77
1/27/1994		8260	< 1.2	< 0.5	< 0.7	< 1.3	< 2.5	1.1	180	< 0.5	2.4	< 0.3	5.2	188.7
4/7/1994		8260	< 1.2	< 0.5	< 0.7	< 1.3	< 2.5	1.6	84	< 0.5	1.8	< 0.3	7.9	95.3
7/8/1994		8260	< 1.2	< 0.5	< 0.7	< 1.3	< 2.5	< 1	48	< 0.5	1.2	< 0.3	< 1.8	49.2
10/6/1994		8260	< 1.2	< 0.5	< 0.7	1.9	< 2.5	2.1	35	< 0.5	< 1.2	< 0.3	3.2	42.2
1/25/1995		8260	< 1	< 1	< 1	< 1	< 1	< 1	43	< 1	< 1	< 1	< 2	43
4/4/1995		8260	< 1	< 1	< 1	< 1	< 1	< 1	7.1	< 1	< 1	< 1	< 2	7.1
6/28/1995		8260	< 1	< 1	< 1	< 1	< 1	< 1	61	< 1	1.5	< 1	5.4	67.9
10/9/1995		8260	< 1.2	< 0.5	< 1	< 0.7	< 2.5	2.2	140	< 0.64	2.7	< 0.79	16	160.9
1/10/1996		8260	< 1.2	< 0.5	< 1	< 0.7	< 2.5	< 1	26	< 0.64	< 1.2	< 0.79	< 1.8	26
4/3/1996		8260	< 1.2	< 0.5	< 1	< 0.7	< 2.5	< 1	76	< 0.64	5	< 0.79	3	84
7/10/1996		8260	< 1.2	0.8	< 1	< 0.7	< 2.5	< 1	29	< 0.64	< 1.2	< 0.79	< 1.8	29.8
10/2/1996		8260	< 1.2	< 0.5	< 1	< 0.7	< 2.5	< 1	29	< 0.64	< 1.2	< 0.79	< 1.8	29
1/30/1997		8260	< 1.2	< 0.5	< 1	< 0.7	< 2.5	< 1	15	< 0.64	< 1.2	< 0.79	< 1.8	15
4/16/1997		8260	< 1.2	0.6	< 1	< 0.7	< 2.5	< 1	37	< 0.64	2.1	< 0.79	< 1.8	39.7
7/8/1997		8260	< 1.2	0.5	< 1	< 0.7	< 2.5	1.3	55	< 0.64	1.8	< 0.79	< 1.8	58.6
10/22/1997		8260	< 1.2	< 0.5	< 1	< 0.7	< 2.5	< 1	27	< 0.64	< 1.2	< 0.79	< 1.8	27
1/20/1998		8260	< 1.2	< 0.5	< 1	< 0.7	< 2.5	< 1	34	< 0.64	< 1.2	< 0.79	< 1.8	34
4/23/1998		8260	< 1.2	< 0.5	< 1	< 0.7	< 2.5	< 1	28	< 0.64	< 1.2	< 0.79	< 1.8	28
7/22/1998		8260	< 1.2	< 0.5	< 1	< 0.7	< 2.5	< 1	63	< 0.64	2.2	< 0.79	< 1.8	65.2
10/9/1998		8260	< 1.2	< 0.5	< 1	< 0.7	< 2.5	2.4	160	< 0.64	5.9	< 0.79	10	178.3
1/26/1999		8260	< 1.2	< 0.5	< 1	< 0.7	< 2.5	< 1	29	< 0.64	< 1.2	< 0.79	2.3 J	31.3
4/19/1999		8260	< 1.2	< 0.5	< 1	< 0.7	< 2.5	< 1	26	< 0.64	< 1.2	< 0.79	< 1.8	26
7/26/1999		8260	< 1.2	< 0.5	< 1	< 0.7	< 2.5	2.2	95	< 0.64	3	< 0.79	9.2	109.4
10/11/1999		8260	< 1.2	< 1	0.44 J	0.21 J	< 2.5	2	150	< 1	4.6	< 1	6.6	163.85
1/14/2000	A0029301	8021	< 1.2	< 1	< 1	< 1	< 2.5	0.88 J	42	< 1	1.2	< 1	1.6 J	45.68
4/26/2000	A0275208	8021	< 1.2	< 1	< 1	< 1	< 2.5	< 1	4.8	< 1	< 1.2	< 1	< 1.8	4.8
7/19/2000	A0508907	8021	< 1.2	< 1	< 1	< 1	< 2.5	< 1	3.6	< 1	< 1.2	< 1	< 1.8	3.6

< - Indicates parameter was analyzed for, but not detected at or above the reporting limit
To Address the NYSDEC concerns regarding the presentation and plotting of non-detected values, the data for 2001 to 2004 has been reevaluated and interpreted as follows:
1) Non-detected concentrations have been represented as '<' for reporting purposes.
2) Total VOCs have been recalculated and represented as the sum of the detected parameters shown on this table.
3) The method change to 8260 was approved by the NYSDEC and changed in January 2005.

B - The analyte is present in the associated method blank.
D - Result reported from a secondary dilution analysis.
E - Concentration exceeds the calibration range; Result is estimated.
J - Indicates an estimated value.
µg/L - micrograms per liter

MONITORING WELL GROUNDWATER ANALYTICAL RESULT SUMMARY
FORMER CARBORUNDUM COMPANY
SANBORN, NEW YORK

Well ID: **B-31M**

Date	Lab Sample ID	Method	Carbon tetrachloride (µg/L)	Chloroform (µg/L)	1,1-Dichloroethane (µg/L)	1,1-Dichloroethene (µg/L)	Methylene chloride (µg/L)	trans-1,2-Dichloroethene (µg/L)	cis-1,2-Dichloroethene (µg/L)	1,1,1-Trichloroethane (µg/L)	Trichloroethene (µg/L)	Tetrachloroethene (µg/L)	Vinyl chloride (µg/L)	Total
1/1/1990		8260	< 1	< 0.5	< 0.7	< 1	5	< 1	2.7	< 0.3	9.1	< 0.3	< 1	16.8
4/1/1990		8260	< 1	< 0.5	< 0.7	< 1	< 5	< 1	2	< 0.3	6.9	< 0.3	< 1	8.9
7/1/1990		8260	< 1	< 0.5	< 0.7	< 1	< 5	< 1	1.9	< 0.3	11	< 0.3	< 10	12.9
10/1/1990		8260	< 1	< 0.5	< 0.7	< 1	< 1	< 1	< 1	< 0.3	4.9	< 0.3	< 1	4.9
1/1/1991		8260	< 1	< 0.5	< 0.7	< 1	< 5	< 1	4.3	1.4	11	< 0.3	< 1	16.7
5/1/1991		8260	< 1.2	< 0.5	< 0.7	< 1.3	< 2.5	< 1	3.6	< 0.3	14	< 0.3	< 1.8	17.6
7/1/1991		8260	< 1.2	< 0.5	< 0.7	< 1.3	< 2.5	< 1	< 1	< 0.3	9.1	< 0.3	< 1.8	9.1
10/1/1991		8260	< 1.2	< 0.5	< 0.7	< 1.3	< 2.5	< 1	1.8	< 0.3	11	< 0.3	< 1.8	12.8
1/1/1992		8260	< 1.2	< 0.5	< 0.7	< 1.3	< 2.5	< 1	3.6	< 0.3	8	< 0.3	< 1.8	11.6
4/1/1992		8260	< 1.2	< 0.5	< 0.7	< 1.3	< 2.5	< 1	3.5	< 0.3	11	< 0.3	< 1.8	14.5
7/1/1992		8260	< 1.2	< 0.5	< 0.7	< 1.3	< 2.5	< 1	5.9	0.8 A	18	< 0.3	< 1.8	24.7
10/1/1992		8260	< 1.2	< 0.5	< 0.7	< 1.3	< 2.5	< 1	3	< 0.3	16	< 0.3	< 1.8	19
1/1/1993		8260	< 1.2	< 0.5	< 0.7	< 1.3	< 2.5	< 1	6.6	< 0.3	28	< 0.3	< 1.8	34.6
4/1/1993		8260	< 1.2	< 0.5	< 0.7	< 1.3	< 2.5	< 1	6.7	< 0.5	19	< 0.3	< 1.8	25.7
6/30/1993		8260	< 1.2	< 0.5	< 0.7	< 1.3	< 2.5	< 1	3.4	< 0.5	3.3	< 0.3	< 1.8	6.7
10/7/1993		8260	< 1.2	< 0.5	< 0.7	< 1.3	< 2.5	< 1	5.2	< 0.5	10	< 0.3	< 1.8	15.2
1/26/1994		8260	< 1.2	< 0.5	< 0.7	< 1.3	< 2.5	< 1	7.5	< 0.5	13	< 0.3	< 1.8	20.5
4/8/1994		8260	< 1.2	< 0.5	< 0.7	< 1.3	< 2.5	< 1	8.9	< 0.5	20	< 0.3	< 1.8	28.9
7/7/1994		8260	< 1.2	< 0.5	< 0.7	< 1.3	< 2.5	< 1	3.3	< 0.5	3.2	< 0.3	< 1.8	6.5
10/7/1994		8260	< 1.2	< 0.5	< 0.7	< 1.3	< 2.5	< 1	6.3	< 0.5	3.6	< 0.3	< 1.8	9.9
1/25/1995		8260	< 1	< 1	< 1	< 1	< 1	< 1	4.6	< 1	5.9	< 1	< 2	10.5
4/5/1995		8260	< 1	< 1	< 1	< 1	< 1	< 1	< 1	< 1	1.7	< 1	< 2	1.7
6/28/1995		8260	< 1	< 1	< 1	< 1	< 1	< 1	4.3	< 1	3.8	< 1	< 2	8.1
10/10/1995		8260	< 1.2	< 0.5	< 1	< 0.7	< 2.5	< 1	11	< 0.64	4.6	< 0.79	< 1.8	15.6
1/10/1996		8260	< 1.2	< 0.5	< 1	< 0.7	< 2.5	< 1	10	< 0.64	9.5	< 0.79	< 1.8	19.5
4/3/1996		8260	< 1.2	< 0.5	< 1	< 0.7	< 2.5	< 1	12	< 0.64	12	< 0.79	< 1.8	24
7/16/1996		8260	< 1.2	< 0.5	< 1	< 0.7	< 2.5	< 1	11	< 0.64	12	< 0.79	< 1.8	23
10/3/1996		8260	< 1.2	< 0.5	< 1	< 0.7	< 2.5	< 1	11	< 0.64	3.8	< 0.79	< 1.8	14.8
1/29/1997		8260	< 1.2	< 0.5	< 1	< 0.7	< 2.5	< 1	9	< 0.64	6.8	< 0.79	< 1.8	15.8
4/16/1997		8260	< 1.2	< 0.5	< 1	< 0.7	< 2.5	< 1	9	< 0.64	8.2	< 0.79	< 1.8	17.2
7/11/1997		8260	< 1.2	< 0.5	< 1	< 0.7	< 2.5	< 1	4	< 0.64	2.1	< 0.79	< 1.8	6.1
10/24/1997		8260	< 1.2	< 0.5	< 1	< 0.7	< 2.5	< 1	10	< 0.64	1.8	< 0.79	< 1.8	11.8
1/21/1998		8260	< 1.2	< 0.5	< 1	< 0.7	< 2.5	< 1	14	< 0.64	6.8	< 0.79	< 1.8	20.8
4/23/1998		8260	< 1.2	< 0.5	< 1	< 0.7	< 2.5	< 1	11	< 0.64	6.7	< 0.79	< 1.8	17.7
7/22/1998		8260	< 1.2	< 0.5	< 1	< 0.7	< 2.5	< 1	11	< 0.64	3.1	< 0.79	< 1.8	14.1
10/7/1998		8260	< 1.2	< 0.5	< 1	< 0.7	< 2.5	< 1	8	< 0.64	1.8	< 0.79	< 1.8	9.8
1/26/1999		8260	< 1.2	< 0.5	< 1	< 0.7	< 2.5	< 1	6	< 0.64	1.3	< 0.79	< 1.8	7.3
4/20/1999		8260	< 1.2	< 0.5	< 1	< 0.7	< 2.5	< 1	11	< 0.64	2.1	< 0.79	< 1.8	13.1
7/21/1999		8260	< 1.2	< 0.5	< 1	< 0.7	< 2.5	< 1	10	< 0.64	2.4	< 0.79	< 1.8	12.4
10/11/1999		8260	< 1.2	< 1	< 1	< 1	< 2.5	< 1	6.6	< 1	0.93 J	< 1	< 1.8	7.53
1/10/2000	A0018402	8021	< 1.2	< 1	< 1	< 1	< 2.5	< 1	5.4	< 1	0.54 J	< 1	< 1.8	5.94
4/27/2000	A0284301	8021	< 1.2	< 1	< 1	< 1	< 2.5	< 1	8.3	< 1	2.6	< 1	< 1.8	10.9
7/18/2000	A0500415	8021	< 1.2	< 1	< 1	< 1	< 2.5	< 1	6.4	< 1	< 1.2	< 1	0.21 J	6.61
10/20/2000	A0754603	8021	< 1.2	< 1	< 1	< 1	< 2.5	< 1	8.6	< 1	1.8	< 1	0.32 J	10.72
1/15/2001	A1041302	8021	< 1.2	< 1	< 1	< 1	< 2.5	< 1	4.6	< 1	1 J	< 1	< 1.8	5.6
4/24/2001	A1375201	8021	< 1.2	< 1	< 1	< 1	< 2.5	< 1	5.5	< 1	1.2	< 1	< 1.8	6.7

< - Indicates parameter was analyzed for, but not detected at or above the reporting limit
To Address the NYSDEC concerns regarding the presentation and plotting of non-detected values, the data for 2001 to 2004 has been reevaluated and interpreted as follows:
1) Non-detected concentrations have been represented as '<' for reporting purposes.
2) Total VOCs have been recalculated and represented as the sum of the detected parameters shown on this table.
3) The method change to 8260 was approved by the NYSDEC and changed in January 2005.

B - The analyte is present in the associated method blank.
D - Result reported from a secondary dilution analysis.
E - Concentration exceeds the calibration range; Result is estimated.
J - Indicates an estimated value.
µg/L - micrograms per liter

Well ID: **B-31M**

Date	Lab Sample ID	Method	Carbon tetrachloride (µg/L)	Chloroform (µg/L)	1,1-Dichloroethane (µg/L)	1,1-Dichloroethene (µg/L)	Methylene chloride (µg/L)	trans-1,2-Dichloroethene (µg/L)	cis-1,2-Dichloroethene (µg/L)	1,1,1-Trichloroethane (µg/L)	Trichloroethene (µg/L)	Tetrachloroethene (µg/L)	Vinyl chloride (µg/L)	Total
7/16/2001	A1674102	8021	< 1.2	< 1	< 1	< 1	< 2.5	< 1	7.1	< 1	0.56 J	< 1	0.57 J	8.23
10/10/2001	A1994706	8021	< 1.2	< 1	< 1	< 1	< 2.5	< 1	7.3	< 1	< 1.2	< 1	0.48 J	7.78
1/17/2002	A2058501	8021	< 1.2	< 1	< 1	< 1	< 2.5	0.2 J	13	< 1	4	< 1	< 1.8	17.2
4/9/2002	A2332608	8260	< 1.2	< 1	< 1	< 1	< 2.5	< 1	4.8	< 1	1.1 J	< 1	< 1.8	5.9
7/9/2002	A2695509	8021	< 1.2	< 1	< 1	< 1	< 2.5	< 1	7.3	< 1	1.4	< 1	< 1.8	8.7
10/3/2002	A2980607	8021	< 1.2	< 1	< 1	< 1	< 2.5	< 1	10	< 1	1.7	< 1	0.29 J	11.99
1/14/2003	A3043004	8021	< 1.2	0.78 J	< 1	< 1	< 2.5	< 1	6.5	< 1	1.2	< 1	< 1.8	8.48
4/7/2003	A3320702	8021	< 1.2	< 1	< 1	< 1	< 2.5	< 1	10	< 1	2.6	< 1	< 1.8	12.6
7/2/2003	A3639716	8021	< 1.2	< 1	< 1	< 1	< 2.5	< 1	7.7	< 1	2.1	< 1	< 1.8	9.8
10/9/2003	A3978810	8021	< 1.2	< 1	< 1	< 1	< 2.5	< 1	13	< 1	3.5	< 1	< 1.8	16.5
4/20/2004	A4356903	8021	< 1.2	< 1	< 1	< 1	< 2.5	< 1	2.9	< 1	< 1.2	< 1	< 1.8	2.9
7/14/2004	A4664203	8021	< 1.2	< 1	< 1	< 1	< 2.5	< 1	8.8	< 1	3.8	< 1	< 1.8	12.6
10/25/2004	A4A54101	8021	< 1	< 1	< 1	< 1	< 1	< 1	13	< 1	4.5	< 1	< 1	17.5
1/19/2005	A5050909	8260	< 1.2	< 1	< 1	< 1	< 2.5	< 1	5.3	< 1	3.2	< 1	< 1.8	8.5
4/5/2005	A5317610	8260	< 1.2	< 1	< 1	< 1	< 2.5	< 1	2.4	< 1	0.64 J	< 1	< 1.8	3.04
7/8/2005	A5715201	8260/5M	< 1.2	< 1	< 1	< 1	< 2.5	< 1	6.6	< 1	2.3	< 1	< 1.8	8.9
7/17/2006	6G18004-01	8260	< 1	< 1	< 1	< 1	< 2	< 1	2	< 1	< 1	< 1	< 2	2
7/18/2007	7G19011-06	8260	< 1	< 1	< 1	< 1	< 2	< 1	2	< 1	< 1	< 1	< 2	2
7/24/2008	5424622	8260	< 1	< 0.8	< 1	< 0.8	< 2	< 0.8	3.1 J	< 0.8	1.1 J	< 0.8	< 1	4.2
7/14/2009	5723632	8260	< 1	< 0.8	< 1	< 0.8	< 2	< 0.8	8.5	< 0.8	4 J	< 0.8	< 1	12.5
7/13/2010	6031618	8260	< 1	< 0.8	< 1	< 0.8	< 2	< 0.8	3 J	< 0.8	< 1	< 0.8	< 1	3
7/18/2011	6348770	8260	< 1	< 0.8	< 1	< 0.8	< 2	< 0.8	5.1	< 0.8	< 1	< 0.8	< 1	5.1
7/16/2012	6722033	8260	< 1	< 0.8	< 1	< 0.8	< 2	< 0.8	3.3 J	< 0.8	< 1	< 0.8	< 1	3.3
7/9/2013	7122566	8260	< 1	< 0.8	< 1	< 0.8	< 2	< 0.8	3.4 J	< 0.8	< 1	< 0.8	< 1	3.4
7/9/2014	7527868	8260	< 0.5	< 0.5	< 0.5	< 0.5	< 2	< 0.5	3.7	< 0.5	< 0.5	< 0.5	< 0.5	3.7
7/15/2015	7968767	SW8260C	< 0.5	< 0.5	< 0.5	< 0.5	< 2	< 0.5	3.3	< 0.5	0.98 J	< 0.5	< 0.5	4.28

< - Indicates parameter was analyzed for, but not detected at or above the reporting limit
To Address the NYSDEC concerns regarding the presentation and plotting of non-detected values, the data for 2001 to 2004 has been reevaluated and interpreted as follows:

1) Non-detected concentrations have been represented as '<' for reporting purposes.
2) Total VOCs have been recalculated and represented as the sum of the detected parameters shown on this table.
3) The method change to 8260 was approved by the NYSDEC and changed in January 2005.

B - The analyte is present in the associated method blank.
D - Result reported from a secondary dilution analysis.
E - Concentration exceeds the calibration range; Result is estimated.
J - Indicates an estimated value.
µg/L - micrograms per liter

MONITORING WELL GROUNDWATER ANALYTICAL RESULT SUMMARY
FORMER CARBORUNDUM COMPANY
SANBORN, NEW YORK

Well ID: **B-32M**

Date	Lab Sample ID	Method	Carbon tetrachloride (µg/L)	Chloroform (µg/L)	1,1-Dichloroethane (µg/L)	1,1-Dichloroethene (µg/L)	Methylene chloride (µg/L)	trans-1,2-Dichloroethene (µg/L)	cis-1,2-Dichloroethene (µg/L)	1,1,1-Trichloroethane (µg/L)	Trichloroethene (µg/L)	Tetrachloroethene (µg/L)	Vinyl chloride (µg/L)	Total
8/1/1992		8260	< 1.2	< 0.5	1.3	< 1.3	< 2.5	2.8	200	0.6 A	9.8	< 0.3	2.9	217.4
10/1/1992		8260	< 1.2	< 0.5	4.5	1.7	< 2.5	8.1	450	< 0.3	47	< 0.3	11	522.3
1/1/1993		8260	< 1.2	< 0.5	6.2	6.2	< 2.5	14	470	0.78	60	< 0.3	30	587.18
4/1/1993		8260	< 1.2	< 0.5	3.4	2.7	< 2.5	7.2	540	0.68	45	< 0.3	11	609.98
6/29/1993		8260	< 1.2	< 0.5	< 0.7	< 1.3	< 2.5	1.5	73	0.88	3.5	< 0.3	2.8	81.68
10/6/1993		8260	< 1.2	0.52	< 0.7	< 1.3	2.5	1.9	66	< 0.5	< 1.2	< 0.3	31	101.92
1/26/1994		8260	< 1.2	< 0.5	< 0.7	< 1.3	< 2.5	< 1	68	< 0.5	< 1.2	< 0.3	< 1.8	68
4/6/1994		8260	< 1.2	< 0.5	1.6	< 1.3	< 2.5	4.9	320	0.68	40	< 0.3	10	377.18
7/6/1994		8260	< 1.2	< 0.5	< 0.7	< 1.3	< 2.5	1.8	62	< 0.5	2.5	< 0.3	2.9	69.2
10/6/1994		8260	< 1.2	< 0.5	< 0.7	< 1.3	< 2.5	< 1	< 1	< 0.5	< 1.2	< 0.3	< 1.8	0
1/25/1995		8260	< 1	< 1	< 1	< 1	< 1	1.9	130	< 1	12	< 1	2.3	146.2
4/4/1995		8260	< 1	< 1	< 1	< 1	< 1	1.6	73	< 1	6.3	< 1	3.4	84.3
6/28/1995		8260	< 1	2.5	< 1	< 1	< 1	1.7	53	2	< 1	< 1	3.6	62.8
10/4/1995		8260	< 1.2	0.5	< 1	< 0.7	< 2.5	1.5	85	< 0.64	< 1.2	< 0.79	2.5	89.5
1/10/1996		8260	< 1.2	0.5	< 1	< 0.7	< 2.5	< 1	52	< 0.64	< 1.2	< 0.79	< 1.8	52.5
4/3/1996		8260	< 1.2	0.5	< 1	< 0.7	< 2.5	1.2	130	< 0.64	1.9	< 0.79	3	136.6
7/10/1996		8260	< 1.2	0.5	< 1	< 0.7	< 2.5	2.1	98	< 0.64	< 1.2	< 0.79	2.5	103.1
10/2/1996		8260	< 1.2	0.5	< 1	< 0.7	< 2.5	1.9	140	< 0.64	< 1.2	< 0.79	4.2	146.6
1/30/1997		8260	< 1.2	< 0.5	< 1	< 0.7	< 2.5	1.6	120	< 0.64	< 1.2	< 0.79	4.8	126.4
4/16/1997		8260	< 1.2	< 0.5	< 1	< 0.7	< 2.5	2.2	100	< 0.64	4.6	< 0.79	1.9	108.7
7/8/1997		8260	< 1.2	0.7	< 1	< 0.7	< 2.5	2.9	91	< 0.64	< 1.2	< 0.79	3.7	98.3
10/22/1997		8260	< 1.2	< 0.5	< 1	< 0.7	< 2.5	< 1	130	< 0.64	< 1.2	< 0.79	4.7	134.7
1/20/1998		8260	< 1.2	< 0.5	< 1	< 0.7	< 2.5	< 1	110	< 0.64	6	< 0.79	2.7	118.7
4/23/1998		8260	< 1.2	< 0.5	< 1	< 0.7	< 2.5	< 1	69	< 0.64	3.4	< 0.79	2.8	75.2
7/22/1998		8260	< 1.2	< 0.5	< 1	< 0.7	< 2.5	< 1	70	< 0.64	< 1.2	< 0.79	5.1	75.1
10/12/1998		8260	< 1.2	< 0.5	< 1	< 0.7	< 2.5	1.1	61	< 0.64	< 1.2	< 0.79	8	70.1
1/26/1999		8260	< 1.2	< 0.5	< 1	< 0.7	< 2.5	2.1	96	< 0.64	< 1.2	< 0.79	12	110.1
4/20/1999		8260	< 1.2	< 0.5	< 1	< 0.7	< 2.5	1.4	75	< 0.64	< 1.2	< 0.79	13	89.4
7/26/1999		8260	< 1.2	< 0.5	< 1	< 0.7	< 2.5	1.8	74	< 0.64	< 1.2	< 0.79	9.8	85.6
10/11/1999		8260	< 1.2	< 1	< 1	< 1	< 2.5	< 1	15	< 1	< 1.2	< 1	0.84 J	15.84
1/13/2000	A0026412	8021	< 1.2	< 1	< 1	< 1	< 2.5	1.4	52	< 1	0.37 J	< 1	9.1	62.87
4/26/2000	A0275207	8021	< 1.2	< 1	1.3	1.4	< 2.5	1.6	58	< 1	3.1	< 1	3.3	68.7
7/19/2000	A0508902	8021	< 1.2	< 1	< 1	< 1	< 2.5	0.64 J	41	< 1	< 1.2	< 1	6.7	48.34
10/24/2000	A0760709	8021	< 1.2	< 1	< 1	< 1	< 2.5	2	39	< 1	2	< 1	7.2	50.2
1/18/2001	A1052401	8021	< 1.2	< 1	0.29 J	0.23 J	< 2.5	1.8	47	< 1	0.67 J	< 1	7.5	57.49
4/18/2001	A1361303	624	< 0.24	< 0.3	< 0.36	< 0.28	< 0.5	0.48	10	< 0.22	< 0.24	< 0.22	1.1	11.58
7/18/2001	A1682902	8021	< 1.2	< 1	< 1	< 1	< 2.5	0.61 J	38	< 1	< 1.2	< 1	9.3	47.91
10/19/2001	A1A28802	8021	< 1.2	< 1	< 1	< 1	< 2.5	0.81 J	56	< 1	0.6 J	< 1	9.4	66.81
1/14/2002	A2039403	8021	< 1.2	< 1	< 1	< 1	0.54 J	0.56 J	28	< 1	1.1 J	< 1	3.9	34.1
4/8/2002	A2332603	8260	< 1.2	< 1	< 1	< 1	< 2.5	0.71 J	57	< 1	0.68 J	< 1	4.8	63.19
4/16/2002	A2369801	8021	< 1.2	< 1	0.34 J	0.27 J	< 2.5	< 1	62 D	< 1	1.6	< 1	5.8	70.01
7/8/2002	A2695505	8021	< 1.2	< 1	< 1	< 1	< 2.5	< 1	32	< 1	< 1.2	< 1	2.8	34.8
10/9/2002	A2A07901	8021	< 1.2	< 1	< 1	< 1	< 2.5	0.93 J	56	< 1	< 1.2	< 1	9.7	66.63
1/13/2003	A3038005	8021	< 1.2	< 1	< 1	< 1	< 2.5	< 1	42	< 1	1.9	< 1	5.2	49.1
4/24/2003	A3389501	8021	< 1.2	< 1	< 1	< 1	< 2.5	< 1	56	< 1	< 1.2	< 1	4.9	60.9
7/16/2003	A3684101	8021	< 1.2	< 1	< 1	< 1	< 2.5	0.74 J	42	< 1	0.51 J	< 1	2.8	46.05

< - Indicates parameter was analyzed for, but not detected at or above the reporting limit
To Address the NYSDEC concerns regarding the presentation and plotting of non-detected values, the data for 2001 to 2004 has been reevaluated and interpreted as follows:
1) Non-detected concentrations have been represented as '<' for reporting purposes.
2) Total VOCs have been recalculated and represented as the sum of the detected parameters shown on this table.
3) The method change to 8260 was approved by the NYSDEC and changed in January 2005.

B - The analyte is present in the associated method blank.
D - Result reported from a secondary dilution analysis.
E - Concentration exceeds the calibration range; Result is estimated.
J - Indicates an estimated value.
µg/L - micrograms per liter

Well ID: **B-32M**

Date	Lab Sample ID	Method	Carbon tetrachloride (µg/L)	Chloroform (µg/L)	1,1-Dichloroethane (µg/L)	1,1-Dichloroethene (µg/L)	Methylene chloride (µg/L)	trans-1,2-Dichloroethene (µg/L)	cis-1,2-Dichloroethene (µg/L)	1,1,1-Trichloroethane (µg/L)	Trichloroethene (µg/L)	Tetrachloroethene (µg/L)	Vinyl chloride (µg/L)	Total
10/21/2003	A3A22001	8021	< 1.2	< 1	< 1	< 1	< 2.5	0.91 J	61	< 1	< 1.2	< 1	8.6	70.51
1/7/2004	A4012304	8021	< 1.2	< 1	< 1	< 1	< 2.5	< 1	38	< 1	< 1.2	< 1	3.4	41.4
4/23/2004	A4372904	8021	< 1.2	< 1	< 1	< 1	< 2.5	< 1	36	< 1	1.3	< 1	2.8	40.1
7/20/2004	A4682903	8021	< 1.2	< 1	< 1	< 1	< 2.5	< 1	39 E	< 1	< 1.2	< 1	2.5 E	41.5
7/20/2004	A4682903	8260	< 1.2	< 1	< 1	< 1	2.2 J	0.76 J	31	< 1	0.83 J	< 1	< 1.8	34.79
10/20/2004	A4A32101	8021	< 1	31	< 1	< 1	< 1	0.52 J	< 1	< 1	0.67 J	< 1	4.3	36.49
1/13/2005	A5036405	8260	< 1.2	< 1	0.81 J	0.61 J	< 2.5	1.3	69 D	< 1	17	< 1	3.4	92.12
4/19/2005	A5387302	8260	< 1.2	< 1	0.45 J	0.48 J	< 2.5	0.4 J	34 D	< 1	7.3	< 1	3.9	46.53
7/19/2005	A5762201	8260/5M	< 1.2	< 1	< 1	< 1	< 2.5	1.1	39	< 1	< 1.2	< 1	10	50.1
7/20/2006	6G21005-07	8260	< 1	< 1	< 1	< 1	2	1	35	< 1	< 1	< 1	7	45
7/10/2007	7G11015-08	8260	< 1	< 1	< 1	< 1	< 2	< 1	28	< 1	< 1	< 1	5	33
7/25/2008	5426032	8260	< 1	< 0.8	< 1	< 0.8	< 2	1.4 J	31	< 0.8	< 1	< 0.8	6.8	39.2
7/14/2009	5723630	8260	< 1	< 0.8	< 1	< 0.8	< 2	< 0.8	21	< 0.8	< 1	< 0.8	10	31
7/13/2010	6031615	8260	< 1	< 0.8	< 1	< 0.8	< 2	0.82 J	26	< 0.8	< 1	< 0.8	11	37.82
7/19/2011	6350148	8260	< 1	< 0.8	1 J	< 0.8	< 2	1.4 J	54	< 0.8	15	< 0.8	4.7 J	76.1
1/19/2012	6527709	8260	< 1	< 0.8	1.1 J	< 0.8	< 2	1.1 J	54	< 0.8	28	< 0.8	1.2 J	85.4
4/3/2012	6605293	8260	< 1	< 0.8	1.4 J	< 0.8	< 2	1.9 J	61	< 0.8	34	< 0.8	1.1 J	99.4
7/12/2012	6719401	8260	< 1	< 0.8	< 1	< 0.8	< 2	1 J	23	< 0.8	1.5 J	< 0.8	9.8	35.3
7/15/2013	7128195	8260	< 1	< 0.8	1.1 J	< 0.8	< 2	1.4 J	43	< 0.8	31	< 0.8	4.5 J	81
7/14/2014	7532404	8260	< 0.5	< 0.5	0.7 J	0.69 J	< 2	1.7	43	< 0.5	25	< 0.5	1.9	72.99
7/14/2015	7967361	SW8260C	< 0.5	< 0.5	< 0.5	0.65 J	< 2	3.5	37	< 0.5	16	< 0.5	2.6	59.75
12/5/2016	240-73125-1	8260C	< 1.0	< 1.0	< 1.0	< 1.0	< 1.0	0.90 J	21	< 1.0	2.2	< 1.0	10	34.1
4/28/2017	240-78929-1	8260C	< 1.0	< 1.0	0.83 J	0.69 J	< 1.0	0.92 J	42	< 1.0	21	< 1.0	1.9	67.34
4/18/2018	240-94333-2	8260C	< 1.0	< 1.0	0.44 J	0.59 J	< 1.0	0.76 J	24	< 1.0	22	< 1.0	2.7	50.49

< - Indicates parameter was analyzed for, but not detected at or above the reporting limit
To Address the NYSDEC concerns regarding the presentation and plotting of non-detected values, the data for 2001 to 2004 has been reevaluated and interpreted as follows:

1) Non-detected concentrations have been represented as '<' for reporting purposes.
2) Total VOCs have been recalculated and represented as the sum of the detected parameters shown on this table.
3) The method change to 8260 was approved by the NYSDEC and changed in January 2005.

B - The analyte is present in the associated method blank.
D - Result reported from a secondary dilution analysis.
E - Concentration exceeds the calibration range; Result is estimated.
J - Indicates an estimated value.
µg/L - micrograms per liter

MONITORING WELL GROUNDWATER ANALYTICAL RESULT SUMMARY
FORMER CARBORUNDUM COMPANY
SANBORN, NEW YORK

Well ID: **B-33M**

Date	Lab Sample ID	Method	Carbon tetrachloride (µg/L)	Chloroform (µg/L)	1,1-Dichloroethane (µg/L)	1,1-Dichloroethene (µg/L)	Methylene chloride (µg/L)	trans-1,2-Dichloroethene (µg/L)	cis-1,2-Dichloroethene (µg/L)	1,1,1-Trichloroethane (µg/L)	Trichloroethene (µg/L)	Tetrachloroethene (µg/L)	Vinyl chloride (µg/L)	Total
8/1/1992		8260	< 1.2	< 0.5	< 0.7	< 1.3	< 2.5	< 1	< 1	1.4 A	< 1.2	< 0.3	< 1.8	1.4
10/1/1992		8260	< 1.2	< 0.5	< 0.7	< 1.3	< 2.5	< 1	< 1	< 0.3	< 1.2	< 0.3	< 1.8	0
12/1/1992		8260	< 1.2	< 0.5	< 0.7	< 1.3	< 2.5	< 1	< 1	< 0.3	< 1.2	< 0.3	< 1.8	0
4/1/1993		8260	< 1.2	< 0.5	< 0.7	< 1.3	< 2.5	< 1	< 1	< 0.5	< 1.2	< 0.3	< 1.8	0
6/29/1993		8260	< 1.2	< 0.5	< 0.7	< 1.3	< 2.5	< 1	< 1	< 0.5	< 1.2	< 0.3	< 1.8	0
10/6/1993		8260	< 1.2	< 0.5	< 0.7	< 1.3	< 2.5	< 1	< 1	< 0.5	< 1.2	< 0.3	< 1.8	0
7/8/1994		8260	< 1.2	< 0.5	< 0.7	< 1.3	< 2.5	< 1	1.5	< 0.5	5	< 0.3	< 1.8	6.5
6/28/1995		8260	< 1	< 1	< 1	< 1	< 1	< 1	< 1	< 1	< 1	< 1	< 2	0
7/10/1996		8260	< 1.2	< 0.5	< 1	< 0.7	< 2.5	< 1	< 1	< 0.64	< 1.2	< 0.79	< 1.8	0
7/8/1997		8260	< 1.2	< 0.5	< 1	< 0.7	< 2.5	< 1	< 1	< 0.64	< 1.2	< 0.79	< 1.8	0
7/22/1998		8260	< 1.2	< 0.5	< 1	< 0.7	< 2.5	< 1	< 1	< 0.64	< 1.2	< 0.79	< 1.8	0
7/26/1999		8260	< 1.2	< 0.5	< 1	< 0.7	< 2.5	< 1	< 1	< 0.64	< 1.2	< 0.79	< 1.8	0
7/19/2000	A0508904	8021	< 1.2	< 1	< 1	< 1	< 2.5	< 1	< 1	< 1	< 1.2	< 1	< 1.8	0
7/18/2001	A1682904	8021	< 1.2	< 1	< 1	< 1	< 2.5	< 1	< 1	< 1	< 1.2	< 1	< 1.8	0
7/10/2002	A2708305	8021	< 1.2	< 1	< 1	< 1	< 2.5	< 1	< 1	< 1	< 1.2	< 1	< 1.8	0
7/8/2003	A3649207	8021	< 1.2	< 1	< 1	< 1	< 2.5	< 1	< 1	< 1	< 1.2	< 1	< 1.8	0
7/14/2004	A4664204	8021	< 1.2	< 1	< 1	< 1	< 2.5	< 1	< 1	< 1	< 1.2	< 1	< 1.8	0
7/7/2005	A5706801	8260	< 1.2	< 1	< 1	< 1	< 2.5	< 1	< 1	< 1	< 1.2	< 1	< 1.8	0
7/20/2006	6G21005-06	8260	< 1	< 1	< 1	< 1	4	< 1	< 1	< 1	< 1	< 1	< 2	4
7/10/2007	7G11015-09	8260	< 1	< 1	< 1	< 1	< 2	< 1	< 1	< 1	< 1	< 1	< 2	0
7/25/2008	5426033	8260	< 1	< 0.8	< 1	< 0.8	< 2	< 0.8	< 0.8	< 0.8	< 1	< 0.8	< 1	0
7/14/2009	5723628	8260	< 1	< 0.8	< 1	< 0.8	< 2	< 0.8	< 0.8	< 0.8	< 1	< 0.8	< 1	0
7/13/2010	6031616	8260	< 1	< 0.8	< 1	< 0.8	< 2	< 0.8	< 0.8	< 0.8	< 1	< 0.8	< 1	0
7/19/2011	6350147	8260	< 1	< 0.8	< 1	< 0.8	< 2	< 0.8	< 0.8	< 0.8	< 1	< 0.8	< 1	0
7/12/2012	6719402	8260	< 1	< 0.8	< 1	< 0.8	< 2	< 0.8	< 0.8	< 0.8	< 1	< 0.8	< 1	0
7/16/2013	7129891	8260	< 1	< 0.8	< 1	< 0.8	< 2	< 0.8	< 0.8	< 0.8	< 1	< 0.8	< 1	0
7/14/2014	7532397	8260	< 0.5	< 0.5	< 0.5	< 0.5	< 2	< 0.5	< 0.5	< 0.5	< 0.5	< 0.5	< 0.5	0
7/14/2015	7967360	SW8260C	< 0.5	< 0.5	< 0.5	< 0.5	< 2	< 0.5	< 0.5	< 0.5	< 0.5	< 0.5	< 0.5	0
4/8/2019	240-110803-9	8260C	< 1.0	< 1.0	< 1.0	< 1.0	< 5.0	< 1.0	< 1.0	< 1.0	0.31 J	< 1.0	< 1.0	0.31
3/27/2020	240-128359-4	8260C	< 1	< 1	< 1.0	< 1.0	< 5	< 1.0	< 1.0	< 1.0	< 1.0	< 1.0	< 1.0	0
4/19/2021	240-147939-3	8260C	< 1.0	< 1.0	< 1.0	< 1.0	< 5.0	< 1.0	< 1.0	< 1.0	< 1.0	< 1.0	< 1.0	0
4/15/2022	240-165253-5	8260C	< 1.0	< 1.0	< 1.0	< 1.0	< 5.0	< 1.0	< 1.0	< 1.0	< 1.0	< 1.0	< 1.0	0
3/22/2023	240-182590-29	8260D	< 1.0	< 1.0	< 1.0	< 1.0	< 5.0	< 1.0	< 1.0	< 1.0	< 1.0	< 1.0	< 1.0	0
4/19/2024	240-203148-42	8260D	< 1.0	< 1.0	< 1.0	< 1.0	< 5.0	< 1.0	11	< 1.0	2	< 1.0	3.8	16.8

< - Indicates parameter was analyzed for, but not detected at or above the reporting limit
To Address the NYSDEC concerns regarding the presentation and plotting of non-detected values, the data for 2001 to 2004 has been reevaluated and interpreted as follows:
1) Non-detected concentrations have been represented as '<' for reporting purposes.
2) Total VOCs have been recalculated and represented as the sum of the detected parameters shown on this table.
3) The method change to 8260 was approved by the NYSDEC and changed in January 2005.

B - The analyte is present in the associated method blank.
D - Result reported from a secondary dilution analysis.
E - Concentration exceeds the calibration range; Result is estimated.
J - Indicates an estimated value.
µg/L - micrograms per liter

MONITORING WELL GROUNDWATER ANALYTICAL RESULT SUMMARY
FORMER CARBORUNDUM COMPANY
SANBORN, NEW YORK

Well ID: **B-34M**

Date	Lab Sample ID	Method	Carbon tetrachloride (µg/L)	Chloroform (µg/L)	1,1-Dichloroethane (µg/L)	1,1-Dichloroethene (µg/L)	Methylene chloride (µg/L)	trans-1,2-Dichloroethene (µg/L)	cis-1,2-Dichloroethene (µg/L)	1,1,1-Trichloroethane (µg/L)	Trichloroethene (µg/L)	Tetrachloroethene (µg/L)	Vinyl chloride (µg/L)	Total
8/1/1992		8260	< 1.2	< 0.5	< 0.7	< 1.3	< 2.5	< 1	< 1	1.7 A	< 1.2	< 0.3	3.5	5.2
10/1/1992		8260	< 1.2	< 0.5	< 0.7	< 1.3	< 2.5	< 1	1.6	< 0.3	< 1.2	< 0.3	< 1.8	1.6
1/1/1993		8260	< 1.2	< 0.5	< 0.7	< 1.3	< 2.5	< 1	< 1	< 0.3	< 1.2	< 0.3	< 1.8	0
4/1/1993		8260	< 1.2	< 0.5	< 0.7	< 1.3	< 2.5	< 1	< 1	< 0.5	< 1.2	< 0.3	< 1.8	0
6/29/1993		8260	< 1.2	< 0.5	< 0.7	< 1.3	< 2.5	< 1	< 1	1.2	< 1.2	< 0.3	< 1.8	1.2
10/6/1993		8260	< 1.2	< 0.5	< 0.7	< 1.3	2.6	< 1	< 1	< 0.5	< 1.2	< 0.3	< 1.8	2.6
7/8/1994		8260	< 1.2	< 0.5	< 0.7	< 1.3	2.6	< 1	< 1	< 0.5	< 1.2	< 0.3	< 1.8	2.6
6/28/1995		8260	< 1	< 1	< 1	< 1	1	< 1	< 1	< 1	< 1	< 1	< 2	1
7/10/1996		8260	< 1.2	< 0.5	< 1	< 0.7	< 2.5	< 1	< 1	< 0.64	< 1.2	< 0.79	< 1.8	0
7/8/1997		8260	< 1.2	< 0.5	< 1	< 0.7	< 2.5	< 1	< 1	< 0.64	< 1.2	< 0.79	< 1.8	0
7/22/1998		8260	< 1.2	< 0.5	< 1	< 0.7	< 2.5	< 1	< 1	< 0.64	< 1.2	< 0.79	< 1.8	0
7/26/1999		8260	< 1.2	< 0.5	< 1	< 0.7	< 2.5	< 1	< 1	< 0.64	< 1.2	< 0.79	< 1.8	0
7/19/2000	A0508903	8021	< 1.2	< 1	< 1	< 1	< 2.5	< 1	< 1	< 1	< 1.2	< 1	< 1.8	0
7/18/2001	A1682903	8021	< 1.2	< 1	< 1	< 1	< 2.5	< 1	< 1	< 1	< 1.2	< 1	< 1.8	0
7/10/2002	A2708306	8021	< 1.2	< 1	< 1	< 1	< 2.5	< 1	< 1	< 1	< 1.2	< 1	< 1.8	0

< - Indicates parameter was analyzed for, but not detected at or above the reporting limit
To Address the NYSDEC concerns regarding the presentation and plotting of non-detected values, the data for 2001 to 2004 has been reevaluated and interpreted as follows:
1) Non-detected concentrations have been represented as '<' for reporting purposes.
2) Total VOCs have been recalculated and represented as the sum of the detected parameters shown on this table.
3) The method change to 8260 was approved by the NYSDEC and changed in January 2005.

B - The analyte is present in the associated method blank.
D - Result reported from a secondary dilution analysis.
E - Concentration exceeds the calibration range; Result is estimated.
J - Indicates an estimated value.
µg/L - micrograms per liter

MONITORING WELL GROUNDWATER ANALYTICAL RESULT SUMMARY
FORMER CARBORUNDUM COMPANY
SANBORN, NEW YORK

Well ID: **B-35M**

Date	Lab Sample ID	Method	Carbon tetrachloride (µg/L)	Chloroform (µg/L)	1,1-Dichloroethane (µg/L)	1,1-Dichloroethene (µg/L)	Methylene chloride (µg/L)	trans-1,2-Dichloroethene (µg/L)	cis-1,2-Dichloroethene (µg/L)	1,1,1-Trichloroethane (µg/L)	Trichloroethene (µg/L)	Tetrachloroethene (µg/L)	Vinyl chloride (µg/L)	Total
8/1/1992		8260	< 1.2	< 0.5	< 0.7	< 1.3	< 2.5	< 1	< 1	< 0.3	< 1.2	< 0.3	< 1.8	0
10/1/1992		8260	< 1.2	< 0.5	< 0.7	< 1.3	< 2.5	< 1	< 1	< 0.3	< 1.2	< 0.3	< 1.8	0
12/1/1992		8260	< 1.2	< 0.5	< 0.7	< 1.3	< 2.5	< 1	< 1	< 0.3	< 1.2	< 0.3	< 1.8	0
4/2/1993		8260	< 1.2	< 0.5	< 0.7	< 1.3	< 2.5	< 1	< 1	< 0.5	< 1.2	< 0.3	< 1.8	0
7/1/1993		8260	< 1.2	< 0.5	< 0.7	< 1.3	< 2.5	< 1	< 1	< 0.5	< 1.2	< 0.3	< 1.8	0
10/4/1993		8260	< 1.2	< 0.5	< 0.7	< 1.3	< 2.5	< 1	< 1	1.2 *	< 1.2	< 0.3	< 1.8	1.2
11/3/1994		8260	< 1.2	< 0.5	< 0.7	< 1.3	< 2.5	< 1	< 1	< 0.5	< 1.2	< 0.3	< 1.8	0
1/11/1996		8260	< 1.2	< 0.5	< 1	< 0.7	< 2.5	< 1	< 1	< 0.64	< 1.2	< 0.79	< 1.8	0
7/17/1996		8260	< 1.2	< 0.5	< 1	< 0.7	< 2.5	< 1	< 1	< 0.64	< 1.2	< 0.79	< 1.8	0
7/15/1997		8260	< 1.2	< 0.5	< 1	< 0.7	< 2.5	< 1	< 1	< 0.64	< 1.2	< 0.79	< 1.8	0
7/23/1998		8260	< 1.2	< 0.5	< 1	< 0.7	< 2.5	< 1	< 1	< 0.64	< 1.2	< 0.79	< 1.8	0
7/26/1999		8260	< 1.2	< 0.5	< 1	< 0.7	< 2.5	< 1	< 1	< 0.64	< 1.2	< 0.79	< 1.8	0
7/18/2000	A0500414	8021	< 1.2	< 1	< 1	< 1	< 2.5	< 1	< 1	< 1	< 1.2	< 1	< 1.8	0
7/18/2001	A1682906	8021	< 1.2	< 1	< 1	< 1	< 2.5	< 1	< 1	< 1	< 1.2	< 1	< 1.8	0
7/10/2002	A2708303	8021	< 1.2	< 1	< 1	< 1	< 2.5	< 1	< 1	< 1	< 1.2	< 1	< 1.8	0

< - Indicates parameter was analyzed for, but not detected at or above the reporting limit
To Address the NYSDEC concerns regarding the presentation and plotting of non-detected values, the data for 2001 to 2004 has been reevaluated and interpreted as follows:
1) Non-detected concentrations have been represented as '<' for reporting purposes.
2) Total VOCs have been recalculated and represented as the sum of the detected parameters shown on this table.
3) The method change to 8260 was approved by the NYSDEC and changed in January 2005.

B - The analyte is present in the associated method blank.
D - Result reported from a secondary dilution analysis.
E - Concentration exceeds the calibration range; Result is estimated.
J - Indicates an estimated value.
µg/L - micrograms per liter

MONITORING WELL GROUNDWATER ANALYTICAL RESULT SUMMARY
FORMER CARBORUNDUM COMPANY
SANBORN, NEW YORK

Well ID: **B-37M**

Date	Lab Sample ID	Method	Carbon tetrachloride (µg/L)	Chloroform (µg/L)	1,1-Dichloroethane (µg/L)	1,1-Dichloroethene (µg/L)	Methylene chloride (µg/L)	trans-1,2-Dichloroethene (µg/L)	cis-1,2-Dichloroethene (µg/L)	1,1,1-Trichloroethane (µg/L)	Trichloroethene (µg/L)	Tetrachloroethene (µg/L)	Vinyl chloride (µg/L)	Total
6/28/1993		8260	< 120	< 50	< 70	< 130	< 250	< 100	17000	54	230000	< 30	500	247554
7/7/1994		8260	< 1.2	< 0.5	< 0.7	2.4	< 2.5	2.1	460	0.7	4900	< 0.3	3.8	5369
7/3/2003	A3639717	8021	< 1.2	< 1	< 1	2.2	< 2.5	13	1500 D	1.8	64000 D	< 1	< 1.8	65517
6/29/2004	A4614513	8021	< 290	< 51	< 42	< 160	< 90	< 100	3400	< 59	24000	< 23	< 180	27400
7/8/2005	A5715207	8260/5M	< 1.2	< 1	< 1	1.7	< 2.5	19	1900 D	< 1	4900 D	< 1	< 1.8	6820.7

< - Indicates parameter was analyzed for, but not detected at or above the reporting limit
To Address the NYSDEC concerns regarding the presentation and plotting of non-detected values, the data for 2001 to 2004 has been reevaluated and interpreted as follows:
1) Non-detected concentrations have been represented as '<' for reporting purposes.
2) Total VOCs have been recalculated and represented as the sum of the detected parameters shown on this table.
3) The method change to 8260 was approved by the NYSDEC and changed in January 2005.

B - The analyte is present in the associated method blank.
D - Result reported from a secondary dilution analysis.
E - Concentration exceeds the calibration range; Result is estimated.
J - Indicates an estimated value.
µg/L - micrograms per liter

MONITORING WELL GROUNDWATER ANALYTICAL RESULT SUMMARY
FORMER CARBORUNDUM COMPANY
SANBORN, NEW YORK

Well ID: **B-38M**

Date	Lab Sample ID	Method	Carbon tetrachloride (µg/L)	Chloroform (µg/L)	1,1-Dichloroethane (µg/L)	1,1-Dichloroethene (µg/L)	Methylene chloride (µg/L)	trans-1,2-Dichloroethene (µg/L)	cis-1,2-Dichloroethene (µg/L)	1,1,1-Trichloroethane (µg/L)	Trichloroethene (µg/L)	Tetrachloroethene (µg/L)	Vinyl chloride (µg/L)	Total
1/26/1994		8260	< 1.2	< 0.5	< 0.7	< 1.3	< 2.5	< 1	260	< 0.5	18	< 0.3	< 1.8	278
4/7/1994		8260	< 1.2	< 0.5	< 0.7	< 1.3	< 2.5	2.3	140	< 0.5	27	< 0.3	12	181.3
7/6/1994		8260	< 1.2	< 0.5	1.1	< 1.3	< 2.5	3.5	160	< 0.5	20	< 0.3	7.4	192
10/6/1994		8260	< 1.2	< 0.5	1.5	2.5	< 2.5	4.1	220	< 0.5	16	< 0.3	4.9	249
1/26/1995		8260	< 1	< 1	< 1	< 1	< 1	1.1	110	< 1	11	< 1	< 2	122.1
4/4/1995		8260	< 1	< 1	< 1	< 1	< 1	1	96	< 1	7	< 1	< 2	104
6/28/1995		8260	< 1	< 1	< 1	< 1	< 1	1.5	100	< 1	6.8	< 1	< 2	108.3
10/4/1995		8260	< 1.2	< 0.5	< 1	< 0.7	< 2.5	2.7	160	< 0.64	13	3	< 1.8	178.7
1/10/1996		8260	< 1.2	< 0.5	< 1	< 0.7	< 2.5	1	98	< 0.64	6.1	< 0.79	< 1.8	105.1
4/10/1996		8260	< 1.2	< 0.5	< 1	< 0.7	< 2.5	2	142	< 0.64	7.7	< 0.79	< 1.8	151.7
7/17/1996		8260	< 12	< 5	< 10	< 7	< 25	< 10	110	< 6.4	< 12	< 7.9	< 18	110
10/2/1996		8260	< 1.2	< 0.5	< 1	< 0.7	< 2.5	1.7	130	< 0.64	5.8	< 0.79	< 1.8	137.5
1/29/1997		8260	< 12	< 5	< 10	< 7	< 25	< 10	120	< 6.4	< 12	< 7.9	< 18	120
4/16/1997		8260	< 1.2	1	< 1	< 0.7	< 2.5	2	100	< 0.64	3.9	< 0.79	< 1.8	106.9
7/15/1997		8260	< 1.2	0.7	< 1	< 0.7	< 2.5	1.4	140	< 0.64	5.3	< 0.79	< 1.8	147.4
10/24/1997		8260	< 1.2	< 0.5	< 1	< 0.7	< 2.5	< 1	51	5.8	3.8	< 0.79	< 1.8	60.6
1/21/1998		8260	< 1.2	< 0.5	< 1	< 0.7	< 2.5	< 1	110	< 0.64	2.5	< 0.79	< 1.8	112.5
4/24/1998		8260	< 1.2	< 0.5	< 1	< 0.7	< 2.5	1.3	89	< 0.64	2.5	< 0.79	< 1.8	92.8
7/23/1998		8260	< 1.2	< 0.5	< 1	< 0.7	< 2.5	< 1	65	< 0.64	1.9	< 0.79	< 1.8	66.9
10/12/1998		8260	< 1.2	< 0.5	< 1	< 0.7	< 2.5	< 1	79	< 0.64	3	< 0.79	< 1.8	82
1/26/1999		8260	< 1.2	< 0.5	< 1	< 0.7	< 2.5	1.3	130	< 0.64	3.7	< 0.79	< 1.8	135
4/20/1999		8260	< 1.2	< 0.5	< 1	< 0.7	< 2.5	1	100	< 0.64	4.8	< 0.79	3.2 J	109
7/22/1999		8260	< 1.2	< 0.5	< 1	< 0.7	< 2.5	< 1	56	< 0.64	1.3	< 0.79	< 1.8	57.3
10/12/1999		8260	< 1.2	< 1	< 1	< 1	< 2.5	< 1	29	< 1	< 1.2	< 1	< 1.8	29
1/14/2000	A0029302	8021	< 1.2	< 1	< 1	< 1	< 2.5	0.39 J	53	< 1	2.2	< 1	0.39 J	55.98
4/26/2000	A0275206	8021	< 1.2	< 1	1.3	< 1	< 2.5	1.3	52	< 1	2.4	< 1	2	59
7/18/2000	A0500411	8021	< 1.2	< 1	< 1	< 1	< 2.5	0.75 J	48	< 1	1.9	< 1	< 1.8	50.65
10/19/2000	A0751303	8021	< 1.2	< 1	< 1	< 1	< 2.5	< 1	5.8	< 1	< 1.2	< 1	< 1.8	5.8
1/19/2001	A1056801	8021	< 1.2	< 1	< 1	< 1	< 2.5	< 1	45	< 1	0.4 J	< 1	< 1.8	45.4
4/24/2001	A1375202	8021	< 1.2	< 1	< 1	< 1	< 2.5	< 1	48	< 1	2.5	< 1	< 1.8	50.5
7/18/2001	A1682907	8021	< 1.2	< 1	< 1	< 1	< 2.5	0.26 J	44	< 1	1.8	< 1	< 1.8	46.06
10/19/2001	A1A28801	8021	< 1.2	< 1	< 1	< 1	< 2.5	< 1	43	< 1	4.9	< 1	1.1 J	49
1/21/2002	A2066004	8021	< 1.2	< 1	< 1	< 1	< 2.5	0.51 J	48	< 1	3.2	< 1	< 1.8	51.71
4/16/2002	A2370103	8021	< 1.2	< 1	0.49 J	0.26 J	< 2.5	0.96 J	81 D	< 1	3.7	< 1	3.4	89.81
7/11/2002	A2708313	8021	< 1.2	< 1	0.42 J	< 1	< 2.5	1.1	84	< 1	5.1	< 1	< 1.8	90.62
10/8/2002	A2999309	8021	< 1.2	1.6	< 1	< 1	< 2.5	< 1	52	< 1	4.8	< 1	< 1.8	58.4
10/15/2002	A2A23604	8021	< 1.2	< 1	< 1	< 1	< 2.5	< 1	41	< 1	4.6	< 1	< 1.8	45.6
1/16/2003	A3055801	8021	< 1.2	< 1	< 1	< 1	< 2.5	0.54 J	80	< 1	7.8	< 1	1.4 J	89.74
4/8/2003	A3329506	8021	< 1.2	< 1	< 1	< 1	3.4	< 1	51	< 1	3.9	< 1	1.1 J	59.4
7/8/2003	A3649102	8021	< 1.2	< 1	< 1	< 1	2 J	< 1	71	< 1	2.8	< 1.3	< 1.8	75.8
10/13/2003	A3991401	8021	< 1.2	< 1	< 1	< 1	< 2.5	< 1	94	< 1	6.1	< 1	< 1.8	100.1
1/9/2004	A4026202	8021	< 1.2	< 1	< 1	< 1	< 2.5	< 1	100	< 1	8	< 1	< 1.8	108
4/13/2004	A4331805	8021	< 1.2	< 1	< 1	< 1	< 2.5	1.1	88	< 1	12	< 1	< 1.8	101.1
7/6/2004	A4636505	8021	< 1.2	< 1	1.6	1.9	< 2.5	1.9	110	< 1	23	< 1	2	140.4
10/26/2004	A4A60201	8021	< 1	< 1	1.2	0.57 J	< 1	1.3	140 E	< 1	21	< 1	0.85 J	164.92
1/20/2005	A5057701	8260	< 1.2	< 1	0.82 J	< 1	1.1 J	0.91 J	74	< 1	19	< 1	< 1.8	95.83

< - Indicates parameter was analyzed for, but not detected at or above the reporting limit
To Address the NYSDEC concerns regarding the presentation and plotting of non-detected values, the data for 2001 to 2004 has been reevaluated and interpreted as follows:
1) Non-detected concentrations have been represented as '<' for reporting purposes.
2) Total VOCs have been recalculated and represented as the sum of the detected parameters shown on this table.
3) The method change to 8260 was approved by the NYSDEC and changed in January 2005.

B - The analyte is present in the associated method blank.
D - Result reported from a secondary dilution analysis.
E - Concentration exceeds the calibration range; Result is estimated.
J - Indicates an estimated value.
µg/L - micrograms per liter

Well ID: **B-38M**

Date	Lab Sample ID	Method	Carbon tetrachloride (µg/L)	Chloroform (µg/L)	1,1-Dichloroethane (µg/L)	1,1-Dichloroethene (µg/L)	Methylene chloride (µg/L)	trans-1,2-Dichloroethene (µg/L)	cis-1,2-Dichloroethene (µg/L)	1,1,1-Trichloroethane (µg/L)	Trichloroethene (µg/L)	Tetrachloroethene (µg/L)	Vinyl chloride (µg/L)	Total
4/5/2005	A5317801	8260	< 1.2	< 1	1	0.63 J	< 2.5	1.6	73 D	< 1	31	< 1	1.8	109.03
7/11/2005	A5724702	8260/5M	< 1.2	< 1	0.81 J	0.71 J	< 2.5	1.3	73	< 1	24	< 1	< 1.8	99.82
10/21/2005	A5B92601	8260	< 1.2	< 1	0.84 J	0.74 J	< 2.5	1	78	< 1	27	< 1	1.8	109.38
1/24/2006	A6089104	8260	< 1.2	< 1	1.2	0.72 J	< 2.5	1.3	81	< 1	25	< 1	2	111.22
4/13/2006	6D14002-05	8260	< 1	< 1	1	< 1	< 2	2	82	< 1	33	< 1	< 2	118
7/17/2006	6G18004-04	8260	< 1	< 1	< 1	< 1	< 2	1	66	< 1	25	< 1	< 2	92
10/12/2006	6J16007-02	8260	< 1	< 1	< 1	< 1	< 2	< 1	55	< 1	23	< 1	2	80
1/10/2007	7A11003-06	8260	< 1	< 1	< 1	< 1	< 2	< 1	56	< 1	23	< 1	2	81
4/5/2007	7D06002-03	8260	< 1	< 1	< 1	< 1	< 2	< 1	41	< 1	20	< 1	< 2	61
7/18/2007	7G19011-01	8260	< 1	< 1	< 1	< 1	< 2	1	58	< 1	32	< 1	< 2	91
10/11/2007	7J12012-05	8260	< 1	< 1	< 1	< 1	< 2	< 1	36	< 1	21	< 1	< 2	57
1/9/2008	8A10002-04	8260	< 1	< 1	< 1	< 1	< 2	< 1	63	< 1	29	< 1	3	95
4/8/2008	8D09003-01	8260	< 1	< 1	< 1	< 1	2 B	< 1	39	< 1	12	< 1	< 2	53
7/25/2008	5426024	8260	< 1	< 0.8	< 1	< 0.8	< 2	0.88 J	48	< 0.8	21	< 0.8	< 1	69.88
10/14/2008	5498683	8260	< 1	< 0.8	< 1	< 0.8	< 2	< 0.8	46	< 0.8	25	< 0.8	< 1	71
1/21/2009	5582432	8260	< 1	< 0.8	< 1	< 0.8	< 2	< 0.8	54	< 0.8	19	< 0.8	1.4 J	74.4
4/20/2009	5651169	8260	< 1	< 0.8	< 1	< 0.8	< 2	1 J	64	< 0.8	23	< 0.8	2 J	90
7/13/2009	5722288	8260	< 1	< 0.8	< 1	< 0.8	< 2	< 0.8	50	< 0.8	20	< 0.8	< 1	70
10/6/2009	5799015	8260	< 1	< 0.8	< 1	< 0.8	< 2	< 0.8	41	< 0.8	17	< 0.8	< 1	58
1/21/2010	5889954	8260	< 1	< 0.8	< 1	< 0.8	< 2	0.99 J	59	< 0.8	24	< 0.8	< 1	83.99
4/7/2010	5948418	8260	< 1	< 0.8	< 1	< 0.8	< 2	0.93 J	41	< 0.8	19	< 0.8	< 1	60.93
7/15/2010	6033917	8260	< 1	< 0.8	< 1	< 0.8	< 2	1.1 J	51	< 0.8	30	< 0.8	< 1	82.1
10/19/2010	6116888	8260	< 1	< 0.8	< 1	< 0.8	< 2	< 0.8	37	< 0.8	27	< 0.8	< 1	64
1/26/2011	6192957	8260	< 1	< 0.8	< 1	< 0.8	< 2	< 0.8	44	< 0.8	23	< 0.8	1 J	68
4/14/2011	6259036	8260	< 1	< 0.8	< 1	< 0.8	< 2	0.95 J	47	< 0.8	20	< 0.8	< 1	67.95
7/25/2011	6355559	8260	< 1	< 0.8	1.1 J	< 0.8	< 2	1.1 J	51	< 0.8	28	< 0.8	2 J	83.2
10/10/2011	6433657	8260	< 1	< 0.8	< 1	0.91 J	< 2	1.1 J	53	< 0.8	39	< 0.8	2.4 J	96.41
1/19/2012	6527710	8260	< 1	< 0.8	< 1	< 0.8	< 2	0.92 J	44	< 0.8	21	< 0.8	1.1 J	67.02
4/4/2012	6607028	8260	< 1	< 0.8	1.2 J	< 0.8	< 2	1.4 J	56	< 0.8	40	< 0.8	< 1	98.6
7/19/2012	6728256	8260	< 1	< 0.8	< 1	< 0.8	< 2	0.83 J	45	< 0.8	39	< 0.8	1.1 J	85.93
10/3/2012	6812013	8260	< 1	< 0.8	< 1	< 0.8	< 2	< 0.8	36	< 0.8	27	< 0.8	< 1	63
1/17/2013	6926980	8260	< 1	< 0.8	< 1	< 0.8	< 2	1.1 J	48	< 0.8	24	< 0.8	< 1	73.1
4/9/2013	7016204	8260	< 1	< 0.8	1.4 J	< 0.8	< 2	1.4 J	59	< 0.8	44	< 0.8	< 1	105.8
7/11/2013	7125532	8260	< 1	< 0.8	1.6 J	0.94 J	< 2	1.4 J	60	< 0.8	52	< 0.8	1.9 J	117.84
11/14/2013	7278193	8260	< 1	< 0.8	1.2 J	0.9 J	< 2	< 0.8	60	< 0.8	51	< 0.8	1.9 J	115
1/20/2014	7342594	8260	< 1	< 0.8	< 1	< 0.8	< 2	1.2 J	50	< 0.8	43	< 0.8	1.3 J	95.5
4/14/2014	7430447	8260	< 0.5	< 0.5	0.92 J	0.83 J	< 2	1.4	55	< 0.5	59	< 0.5	1.5	118.65
7/14/2014	7532403	8260	< 0.5	< 0.5	0.7 J	0.62 J	< 2	1.1	46	< 0.5	40	< 0.5	1.2	89.62
10/2/2014	7623660	8260	< 0.5	< 0.5	0.62 J	0.6 J	< 2	1	44	< 0.5	41	< 0.5	0.71 J	87.93
1/6/2015	7731164	8260	< 0.5	< 0.5	< 0.5	< 0.5	< 2	< 0.5	37	< 0.5	30	< 0.5	2	69
4/15/2015	7849422	8260	< 0.5	< 0.5	0.53 J	0.81 J	< 2	0.95 J	43	< 0.5	31	< 0.5	2.4	78.69
7/13/2015	7965573	SW8260C	< 0.5	< 0.5	0.66 J	< 0.5	< 2	0.93 J	41	< 0.5	31	< 0.5	< 0.5	73.59
10/6/2015	8079117	SW8260C	< 0.5	< 0.5	0.55 J	0.53 J	< 2	0.9 J	41	< 0.5	38	< 0.5	< 0.5	80.98
1/6/2016	8197850	SW8260C	< 0.5	< 0.5	0.54 J	0.65 J	< 2	0.67 J	44	< 0.5	27	< 0.5	0.86 J	73.72
12/6/2016	240-73125-8	8260C	< 1.4	< 1.4	0.43 J	0.55 J	< 1.4	0.45 J	36	< 1.4	14	< 1.4	2.5	53.93
4/27/2017	240-78855-9	8260C	< 1.0	< 1.0	0.55 J	0.73 J	< 1.0	0.64 J	35	< 1.0	21	< 1.0	2.9	60.82
11/2/2017	240-87694-17	8260C	< 1.0	< 1.0	0.49 J	0.58 J	< 1.0	0.55 J	33	< 1.0	23	< 1.0	2.5	60.12
4/18/2018	240-94333-4	8260C	< 1.0	< 1.0	0.44 J	0.76 J	< 1.0	0.88 J	28	< 1.0	28	< 1.0	3.5	61.58
9/28/2018	240-102125-15	8260C	< 1.0	< 1.0	0.33 J	0.61 J	< 5.0	0.48 J	25	< 1.0	16	< 1.0	2.1	44.52

< - Indicates parameter was analyzed for, but not detected at or above the reporting limit
To Address the NYSDEC concerns regarding the presentation and plotting of non-detected values, the data for 2001 to 2004 has been reevaluated and interpreted as follows:

1) Non-detected concentrations have been represented as '<' for reporting purposes.
2) Total VOCs have been recalculated and represented as the sum of the detected parameters shown on this table.
3) The method change to 8260 was approved by the NYSDEC and changed in January 2005.

B - The analyte is present in the associated method blank.
D - Result reported from a secondary dilution analysis.
E - Concentration exceeds the calibration range; Result is estimated.
J - Indicates an estimated value.
µg/L - micrograms per liter

Well ID: **B-38M**

Date	Lab Sample ID	Method	Carbon tetrachloride (µg/L)	Chloroform (µg/L)	1,1-Dichloroethane (µg/L)	1,1-Dichloroethene (µg/L)	Methylene chloride (µg/L)	trans-1,2-Dichloroethene (µg/L)	cis-1,2-Dichloroethene (µg/L)	1,1,1-Trichloroethane (µg/L)	Trichloroethene (µg/L)	Tetrachloroethene (µg/L)	Vinyl chloride (µg/L)	Total
4/8/2019	240-110803-3	8260C	< 1.0	< 1.0	0.78 J	0.67 J	< 5.0	0.78 J	34	< 1.0	28	< 1.0	1.9	66.13
11/20/2019	240-122631-8	624.1_L	< 1.0	< 1.0	0.79 J	0.87 J	< 5.0	0.66	31	0.25 J	30	< 1.0	2.1	65.67
3/26/2020	240-128236-7	8260C	< 1.0	< 1.0	0.68 J	0.65 J	< 5.0	0.66 J	29	0.30 J	32	< 1.0	1.4	64.69
10/29/2020	240-139252-8	8260C	< 1.0	< 1.0	0.64 J	1.3	< 5.0	0.60 J	29	< 1.0	25	< 1.0	3.9	60.44
4/19/2021	240-147939-1	8260C	< 1.0	< 1.0	0.76 J	1.3	< 5.0	0.60 J	37	< 1.0	22	< 1.0	3.7	65.36
10/26/2021	240-159076-4	8260C	< 1.0	< 1.0	0.73 J	1	< 5.0	< 1.0	38	< 1.0	22	< 1.0	3.4	65.13
4/12/2022	240-165070-8	8260C	< 1.0	< 1.0	0.64 J	0.53 J	< 5.0	0.60 J	32	< 1.0	32	< 1.0	1.2	66.97
10/17/2022	240-175103-9	8260D	< 1.0	< 1.0	0.49 J	0.95 J	< 5.0	< 1.0	25	< 1.0	17	< 1.0	5.5	48.94
3/21/2023	240-182590-9	8260D	< 1.0	< 1.0	0.86 J	1.1	< 5.0	0.86 J	44	< 1.0	36	< 1.0	2.2	85.02
10/19/2023	240-194049-12	8260D	< 1.0	< 1.0	0.61 J	0.69 J	< 5.0	< 1.0	30	< 1.0	17	< 1.0	2.4	50.7
4/16/2024	240-203148-2	8260D	< 1.0	< 1.0	< 1.0	< 1.0	< 5.0	< 1.0	< 1.0	< 1.0	< 1.0	< 1.0	< 1.0	0

< - Indicates parameter was analyzed for, but not detected at or above the reporting limit
To Address the NYSDEC concerns regarding the presentation and plotting of non-detected values, the data for 2001 to 2004 has been reevaluated and interpreted as follows:

1) Non-detected concentrations have been represented as '<' for reporting purposes.
2) Total VOCs have been recalculated and represented as the sum of the detected parameters shown on this table.
3) The method change to 8260 was approved by the NYSDEC and changed in January 2005.

B - The analyte is present in the associated method blank.
D - Result reported from a secondary dilution analysis.
E - Concentration exceeds the calibration range; Result is estimated.
J - Indicates an estimated value.
µg/L - micrograms per liter

MONITORING WELL GROUNDWATER ANALYTICAL RESULT SUMMARY
FORMER CARBORUNDUM COMPANY
SANBORN, NEW YORK

Well ID: **B-39M**

Date	Lab Sample ID	Method	Carbon tetrachloride (µg/L)	Chloroform (µg/L)	1,1-Dichloroethane (µg/L)	1,1-Dichloroethene (µg/L)	Methylene chloride (µg/L)	trans-1,2-Dichloroethene (µg/L)	cis-1,2-Dichloroethene (µg/L)	1,1,1-Trichloroethane (µg/L)	Trichloroethene (µg/L)	Tetrachloroethene (µg/L)	Vinyl chloride (µg/L)	Total
4/25/2000	A0275218	8021	< 1.2	< 1	< 1	< 1	< 2.5	< 1	2.5	< 1	8.7	< 1	< 1.8	11.2
7/17/2000	A0500409	8021	< 1.2	< 1	< 1	< 1	< 2.5	< 1	1.4	< 1	2.2	< 1	< 1.8	3.6
10/18/2000	A0751311	8021	< 1.2	< 1	< 1	< 1	< 2.5	< 1	1	< 1	1.5	< 1	< 1.8	2.5
1/11/2001	A1035106	8021	< 1.2	< 1	< 1	< 1	< 2.5	0.21 J	4.5	< 1	8.7	< 1	< 1.8	13.41
4/19/2001	A1361308	624	< 0.24	< 0.3	< 0.36	< 0.28	< 0.5	< 0.36	< 0.28	< 0.22	0.32	< 0.22	< 0.36	0.32
7/10/2001	A1648711	8021	< 1.2	< 1	< 1	< 1	< 2.5	< 1	0.84 J	< 1	2.6	< 1	< 1.8	3.44
10/18/2001	A1A23312	8021	< 1.6	< 1.6	< 1.6	< 1.6	< 2.5	< 1.6	11	< 1.6	97	< 1.6	< 1.8	108
1/24/2002	A2076707	8021	< 1.6	< 1.6	< 1.6	< 1.6	1.9 J	< 1.6	< 1.6	< 1.6	5.9	< 1.6	< 1.8	7.8
4/15/2002	A2370202	8021	< 1.2	< 1	< 1	< 1	< 2.5	< 1	< 1	< 1	2.4	< 1	< 1.8	2.4
7/16/2002	A2722906	8021	< 1.2	< 1	< 1	< 1	< 2.5	< 1	0.31 J	< 1	2	< 1	< 1.8	2.31
10/8/2002	A2999101	8021	< 1.2	< 1	< 1	< 1	< 2.5	< 1	0.27 J	< 1	2.4	< 1	< 1.8	2.67
1/23/2003	A3075201	8021	< 1.2	< 1	< 1	< 1	< 2.5	< 1	< 1	< 1	1.7	< 1	< 1.8	1.7
4/25/2003	A3389603	8021	< 1.2	< 1	< 1	< 1	< 2.5	< 1	0.61 J	< 1	2.8	< 1	< 1.8	3.41
7/21/2003	A3699404	8021	< 1.2	< 1	< 1	< 1	< 2.5	< 1	1.2	< 1	2.6	< 1	< 1.8	3.8
10/22/2003	A3A21903	8021	< 1.2	< 1	< 1	< 1	< 2.5	< 1	5.4	< 1	7.4	< 1	< 1.8	12.8
1/21/2004	A4053401	8021	< 1.2	< 1	< 1	< 1	< 2.5	< 1	2.3	< 1	8.5	< 1	< 1.8	10.8
4/29/2004	A4402502	8021	< 1.2	< 1	< 1	< 1	< 2.5	< 1	< 1	< 1	3.6	< 1	< 1.8	3.6
7/16/2004	A4674301	8021	< 1.2	< 1	< 1	< 1	< 2.5	< 1	4.9 E	< 1	8.4	< 1	< 1.8	13.3
7/16/2004	A4674301	8260	< 1.2	< 1	< 1	< 1	< 2.5	< 1	4	< 1	10	< 1	< 1.8	14
10/12/2004	A4A09405	8021	< 1	< 1	< 1	< 1	< 1	< 1	4	< 1	8.1	< 1	< 1	12.1
1/12/2005	A5036106	8260	< 1.2	< 1	< 1	< 1	< 2.5	< 1	1.9	< 1	140 E	< 1	< 1.8	141.9
4/26/2005	A5414401	8260	< 1.2	< 1	< 1	< 1	< 2.5	< 1	0.8 J	< 1	4.3	< 1	< 1.8	5.1
7/26/2005	A5791601	8260/5M	< 1.2	< 1	< 1	< 1	< 2.5	< 1	3.3	< 1	8.5	< 1	< 1.8	11.8
10/21/2005	A5B92802	8260	< 1.2	< 1	< 1	< 1	< 2.5	< 1	2	< 1	4.8	< 1	< 1.8	6.8
1/26/2006	A6102406	8260	< 1.2	< 1	< 1	< 1	< 2.5	< 1	2	< 1	7	< 1	< 1.8	9
4/20/2006	6D21003-03	8260	< 1	< 1	< 1	< 1	< 2	< 1	2	< 1	7	< 1	< 2	9
7/18/2006	6G19003-03	8260	< 1	< 1	< 1	< 1	4 B	< 1	7	< 1	7	< 1	< 2	18
10/11/2006	6J12003-06	8260	< 1	< 1	< 1	< 1	< 2	< 1	3	< 1	4	< 1	< 2	7
1/9/2007	7A10006-04	8260	< 1	< 1	< 1	< 1	< 2	< 1	2	< 1	7	< 1	< 2	9
4/17/2007	7D18003-01	8260	< 1	< 1	< 1	< 1	< 2	< 1	2	< 1	5	< 1	< 2	7
7/16/2007	7G17015-07	8260	< 1	< 1	< 1	< 1	< 2	< 1	4	< 1	1	< 1	< 2	5
10/15/2007	7J16003-01	8260	< 1	< 1	< 1	< 1	< 2	< 1	4	< 1	3	< 1	< 2	7
1/14/2008	8A15002-01	8260	< 1	< 1	< 1	< 1	< 2	< 1	4	< 1	14	< 1	< 2	18
4/15/2008	8D16011-02	8260	< 1	< 1	< 1	< 1	5 B	< 1	< 1	< 1	3	< 1	< 2	8
7/24/2008	5424626	8260	< 1	< 0.8	< 1	< 0.8	< 2	< 0.8	0.9 J	< 0.8	4.1 J	< 0.8	< 1	5
10/16/2008	5501559	8260	< 1	< 0.8	< 1	< 0.8	< 2	< 0.8	0.87 J	< 0.8	3 J	< 0.8	< 1	3.87
1/21/2009	5582425	8260	< 1	< 0.8	< 1	< 0.8	< 2	< 0.8	0.86 J	< 0.8	2.5 J	< 0.8	< 1	3.36
4/16/2009	5649168	8260	< 1	< 0.8	< 1	< 0.8	< 2	< 0.8	1.7 J	< 0.8	4.1 J	< 0.8	< 1	5.8
7/7/2009	5718467	8260	< 1	< 0.8	< 1	< 0.8	< 2	< 0.8	1.4 J	< 0.8	3 J	< 0.8	< 1	4.4
10/7/2009	5800391	8260	< 1	< 0.8	< 1	< 0.8	< 2	< 0.8	1 J	< 0.8	2 J	< 0.8	< 1	3
1/25/2010	5892341	8260	< 1	< 0.8	< 1	< 0.8	< 2	< 0.8	2.4 J	< 0.8	5.9	< 0.8	< 1	8.3
4/15/2010	5955535	8260	< 1	< 0.8	< 1	< 0.8	< 2	< 0.8	1.7 J	< 0.8	5.1	< 0.8	< 1	6.8
7/15/2010	6033921	8260	< 1	< 0.8	< 1	< 0.8	< 2	< 0.8	1.9 J	< 0.8	4.4 J	< 0.8	< 1	6.3
10/18/2010	6115531	8260	< 1	< 0.8	< 1	< 0.8	< 2	< 0.8	1.7 J	< 0.8	3.8 J	< 0.8	< 1	5.5
1/24/2011	6190817	8260	< 1	< 0.8	< 1	< 0.8	< 2	< 0.8	1.3 J	< 0.8	3.6 J	< 0.8	< 1	4.9
4/20/2011	6264712	8260	< 1	< 0.8	< 1	< 0.8	< 2	< 0.8	< 0.8	< 0.8	1.8 J	< 0.8	< 1	1.8

< - Indicates parameter was analyzed for, but not detected at or above the reporting limit
To Address the NYSDEC concerns regarding the presentation and plotting of non-detected values, the data for 2001 to 2004 has been reevaluated and interpreted as follows:
1) Non-detected concentrations have been represented as '<' for reporting purposes.
2) Total VOCs have been recalculated and represented as the sum of the detected parameters shown on this table.
3) The method change to 8260 was approved by the NYSDEC and changed in January 2005.

B - The analyte is present in the associated method blank.
D - Result reported from a secondary dilution analysis.
E - Concentration exceeds the calibration range; Result is estimated.
J - Indicates an estimated value.
µg/L - micrograms per liter

Well ID: **B-39M**

Date	Lab Sample ID	Method	Carbon tetrachloride (µg/L)	Chloroform (µg/L)	1,1-Dichloroethane (µg/L)	1,1-Dichloroethene (µg/L)	Methylene chloride (µg/L)	trans-1,2-Dichloroethene (µg/L)	cis-1,2-Dichloroethene (µg/L)	1,1,1-Trichloroethane (µg/L)	Trichloroethene (µg/L)	Tetrachloroethene (µg/L)	Vinyl chloride (µg/L)	Total
7/20/2011	6352281	8260	< 1	< 0.8	< 1	< 0.8	< 2	< 0.8	0.88 J	< 0.8	2.2 J	< 0.8	< 1	3.08
10/11/2011	6434696	8260	< 1	< 0.8	< 1	< 0.8	< 2	< 0.8	0.94 J	< 0.8	2.2 J	< 0.8	< 1	3.14
1/25/2012	6532443	8260	< 1	< 0.8	< 1	< 0.8	< 2	< 0.8	1.1 J	< 0.8	4.8 J	< 0.8	< 1	5.9
4/5/2012	6608278	8260	< 1	< 0.8	< 1	< 0.8	< 2	< 0.8	3.2 J	< 0.8	10	< 0.8	< 1	13.2
7/11/2012	6717363	8260	< 1	< 0.8	< 1	< 0.8	< 2	< 0.8	2.8 J	< 0.8	7.3	< 0.8	< 1	10.1
10/4/2012	6814373	8260	< 1	< 0.8	< 1	< 0.8	< 2	< 0.8	4.8 J	< 0.8	8.7	< 0.8	< 1	13.5
1/24/2013	6934228	8260	< 1	< 0.8	< 1	< 0.8	< 2	< 0.8	2 J	< 0.8	10	< 0.8	< 1	12
4/2/2013	7007573	8260	< 1	< 0.8	< 1	< 0.8	< 2	< 0.8	1.8 J	< 0.8	8	< 0.8	< 1	9.8
7/2/2013	7117041	8260	< 1	< 0.8	< 1	< 0.8	< 2	< 0.8	1.8 J	< 0.8	6.8	< 0.8	< 1	8.6
11/11/2013	7273093	8260	< 1	< 0.8	< 1	< 0.8	< 2	< 0.8	1.7 J	< 0.8	5.3	< 0.8	< 1	7
1/17/2014	7341379	8260	< 1	< 0.8	< 1	< 0.8	< 2	< 0.8	1.6 J	< 0.8	5.2	< 0.8	< 1	6.8
4/22/2014	7439162	8260	< 0.5	< 0.5	< 0.5	< 0.5	< 2	< 0.5	2.6	< 0.5	7.5	< 0.5	< 0.5	10.1
7/11/2014	7531029	8260	< 0.5	< 0.5	< 0.5	< 0.5	< 2	< 0.5	2.7	< 0.5	8.2	< 0.5	< 0.5	10.9
10/3/2014	7625305	8260	< 0.5	< 0.5	< 0.5	< 0.5	< 2	< 0.5	3.3	< 0.5	9.2	< 0.5	< 0.5	12.5
1/6/2015	7731154	8260	< 0.5	5.4	< 0.5	< 0.5	< 2	< 0.5	4.1	< 0.5	22	< 0.5	< 0.5	31.5
4/21/2015	7856505	8260	< 0.5	< 0.5	< 0.5	< 0.5	< 2	< 0.5	1.4	< 0.5	5.9	< 0.5	< 0.5	7.3
7/7/2015	7958389	SW8260C	< 0.5	1.2	< 0.5	< 0.5	< 2	< 0.5	1.5	< 0.5	7	< 0.5	< 0.5	9.7
10/6/2015	8079107	SW8260C	< 0.5	0.95 J	< 0.5	< 0.5	< 2	< 0.5	1.8	< 0.5	7.3	< 0.5	< 0.5	10.05
1/5/2016	8197704	SW8260C	< 0.5	< 0.5	< 0.5	< 0.5	< 2	< 0.5	2.1	< 0.5	7.9	< 0.5	< 0.5	10
12/8/2016	240-73270-14	8260C	< 1.4	< 1.4	< 1.4	< 1.4	< 1.4	0.72 J	10	< 1.4	38	< 1.4	< 1.4	48.72
4/28/2017	240-78929-6	8260C	< 1.0	< 1.0	< 1.0	< 1.0	< 1.0	< 1.0	1.1	< 1.0	4.2	< 1.0	< 1.0	5.3
4/16/2018	240-94331-7	8260C	< 1.0	< 1.0	< 1.0	< 1.0	< 1.0	< 1.0	1	< 1.0	3.6	< 1.0	< 1.0	4.6
4/10/2019	240-110803-20	8260C	< 1.0	< 1.0	< 1.0	< 1.0	< 5.0	< 1.0	1.1	< 1.0	3.3	< 1.0	< 1.0	4.4
3/27/2020	240-128359-5	8260C	< 1	< 1	< 1.0	< 1.0	< 5	< 1.0	0.75 J	< 1.0	2.3	< 1.0	< 1.0	3.05
4/26/2021	240-148317-3	8260C	< 1.0	< 1.0	< 1.0	< 1.0	< 5.0	< 1.0	2.5	< 1.0	7.8	< 1.0	< 1.0	10.3
4/15/2022	240-165253-4	8260C	< 1.0	< 1.0	< 1.0	< 1.0	< 5.0	< 1.0	0.89 J	< 1.0	3.1	< 1.0	< 1.0	3.99
3/23/2023	240-182590-31	8260D	< 1.0	< 1.0	< 1.0	< 1.0	< 5.0	< 1.0	1.4	< 1.0	5.2	< 1.0	< 1.0	6.6
4/17/2024	240-203148-22	8260D	< 1.0	< 1.0	< 1.0	< 1.0	< 5.0	< 1.0	1.8	< 1.0	4.2	< 1.0	< 1.0	6

< - Indicates parameter was analyzed for, but not detected at or above the reporting limit
To Address the NYSDEC concerns regarding the presentation and plotting of non-detected values, the data for 2001 to 2004 has been reevaluated and interpreted as follows:

1) Non-detected concentrations have been represented as '<' for reporting purposes.
2) Total VOCs have been recalculated and represented as the sum of the detected parameters shown on this table.
3) The method change to 8260 was approved by the NYSDEC and changed in January 2005.

B - The analyte is present in the associated method blank.
D - Result reported from a secondary dilution analysis.
E - Concentration exceeds the calibration range; Result is estimated.
J - Indicates an estimated value.
µg/L - micrograms per liter

MONITORING WELL GROUNDWATER ANALYTICAL RESULT SUMMARY
FORMER CARBORUNDUM COMPANY
SANBORN, NEW YORK

Well ID: **B-40M**

Date	Lab Sample ID	Method	Carbon tetrachloride (µg/L)	Chloroform (µg/L)	1,1-Dichloroethane (µg/L)	1,1-Dichloroethene (µg/L)	Methylene chloride (µg/L)	trans-1,2-Dichloroethene (µg/L)	cis-1,2-Dichloroethene (µg/L)	1,1,1-Trichloroethane (µg/L)	Trichloroethene (µg/L)	Tetrachloroethene (µg/L)	Vinyl chloride (µg/L)	Total
4/25/2000	A0275217	8021	< 1.2	0.53 J	< 1	< 1	< 2.5	1.3	6.4	< 1	4.1	< 1	1.4 J	13.73
7/17/2000	A0500408	8021	< 1.2	< 1	< 1	< 1	< 2.5	0.43 J	4	< 1	< 1.2	< 1	0.41 J	4.84
10/18/2000	A0751313	8021	< 1.2	< 1	< 1	< 1	< 2.5	< 1	3.4	< 1	< 1.2	< 1	< 1.8	3.4
1/11/2001	A1035107	8021	< 1.2	< 1	< 1	< 1	< 2.5	1.1	5.6	< 1	< 1.2	< 1	1.5 J	8.2
4/19/2001	A1361306	624	< 0.24	< 0.3	< 0.36	< 0.28	< 0.5	< 0.36	0.97	< 0.22	< 0.24	< 0.22	< 0.36	0.97
7/10/2001	A1648710	8021	< 1.2	< 1	< 1	< 1	< 2.5	0.26 J	3.2	< 1	< 1.2	< 1	0.28 J	3.74
10/18/2001	A1A23311	8021	< 1.2	< 1	< 1	< 1	< 2.5	< 1	3.3	< 1	41	< 1	< 1.8	44.3
1/22/2002	A2066012	8021	< 1.2	< 1	< 1	< 1	< 2.5	< 1	5.1	< 1	< 1.2	< 1	1.4 J	6.5
4/12/2002	A2351801	8021	< 1.2	< 1	< 1	< 1	< 2.5	0.6 J	6	< 1	< 1.2	< 1	0.87 J	7.47
7/12/2002	A2713907	8021	< 1.2	< 1	< 1	< 1	< 2.5	< 1	5	< 1	< 1.2	< 1	< 1.8	5
10/8/2002	A2999308	8021	< 1.2	< 1	< 1	< 1	< 2.5	0.7 J	6.9	< 1	0.58 J	< 1	1 J	9.18
1/20/2003	A3060804	8021	< 1.2	< 1	< 1	< 1	< 2.5	0.43 J	4.5	< 1	0.29 J	< 1	0.75 J	5.97
4/25/2003	A3389401	8021	< 1.2	< 1	< 1	< 1	< 2.5	0.48 J	4.4	< 1	< 1.2	< 1	0.58 J	5.46
7/17/2003	A3683703	8021	< 1.2	< 1	< 1	< 1	< 2.5	0.38 J	3.8	< 1	< 1.2	< 1	0.22 J	4.4
10/17/2003	A3A09004	8021	< 1.2	< 1	< 1	< 1	< 2.5	< 1	3.4	< 1	< 1.2	< 1	< 1.8	3.4
1/20/2004	A4053202	8021	< 1.2	< 1	< 1	< 1	< 2.5	< 1	3.1	< 1	< 1.2	< 1	< 1.8	3.1
4/29/2004	A4402401	8021	< 1.2	< 1	< 1	< 1	< 2.5	< 1	2.1	< 1	< 1.2	< 1	< 1.8	2.1
7/16/2004	A4674201	8021	< 1.2	< 1	< 1	< 1	< 2.5	< 1	3 E	< 1	< 1.2	< 1	< 1.8	3
7/16/2004	A4674201	8260	< 1.2	< 1	< 1	< 1	< 2.5	0.58 J	2.9	< 1	< 1.2	< 1	< 1.8	3.48
10/12/2004	A4A09702	8021	< 1	< 1	< 1	< 1	< 1	0.53 J	6.1	< 1	< 1	< 1	< 1	6.63
1/12/2005	A5036203	8260	< 1.2	< 1	< 1	< 1	< 2.5	0.62 J	4.8	< 1	0.38 J	< 1	< 1.8	5.8
4/26/2005	A5414301	8260	< 1.2	< 1	< 1	< 1	< 2.5	0.6 J	4.3	< 1	0.3 J	< 1	< 1.8	5.2
7/26/2005	A5791602	8260/5M	< 1.2	< 1	< 1	< 1	< 2.5	< 1	2.1	< 1	< 1.2	< 1	< 1.8	2.1
10/21/2005	A5B92602	8260	< 1.2	< 1	< 1	< 1	< 2.5	0.73 J	4.8	< 1	0.91 J	< 1	< 1.8	6.44
1/27/2006	A6102501	8260	< 1.2	< 1	< 1	< 1	< 2.5	0.64 J	5.4	< 1	1.6	< 1	< 1.8	7.64
4/20/2006	6D21003-04	8260	< 1	< 1	< 1	< 1	< 2	< 1	3	< 1	< 1	< 1	< 2	3
7/18/2006	6G19003-04	8260	< 1	< 1	< 1	< 1	5 B	< 1	4	< 1	1	< 1	< 2	10
10/11/2006	6J12003-05	8260	< 1	< 1	< 1	< 1	< 2	< 1	5	< 1	2	< 1	< 2	7
1/5/2007	7A05012-04	8260	< 1	< 1	< 1	< 1	3 B	< 1	6	< 1	3	< 1	< 2	12
4/17/2007	7D18003-02	8260	< 1	< 1	< 1	< 1	< 2	< 1	4	< 1	2	< 1	< 2	6
7/16/2007	7G17015-10	8260	< 1	< 1	< 1	< 1	< 2	< 1	3	< 1	< 1	< 1	< 2	3
10/15/2007	7J16003-02	8260	< 1	< 1	< 1	< 1	< 2	< 1	4	< 1	2	< 1	< 2	6
1/9/2008	8A10002-06	8260	< 1	< 1	< 1	< 1	< 2	< 1	4	< 1	2	< 1	< 2	6
4/15/2008	8D16011-03	8260	< 1	< 1	< 1	< 1	4 B	< 1	4	< 1	3	< 1	< 2	11
7/23/2008	5423261	8260	< 1	< 0.8	< 1	< 0.8	< 2	< 0.8	3.1 J	< 0.8	1.6 J	< 0.8	< 1	4.7
10/16/2008	5501558	8260	< 1	< 0.8	< 1	< 0.8	< 2	< 0.8	6.1	< 0.8	3.2 J	< 0.8	< 1	9.3
1/21/2009	5582426	8260	< 1	< 0.8	< 1	< 0.8	< 2	< 0.8	5.9	< 0.8	2.9 J	< 0.8	< 1	8.8
4/16/2009	5649167	8260	< 1	< 0.8	< 1	< 0.8	< 2	< 0.8	3.9 J	< 0.8	2.5 J	< 0.8	< 1	6.4
7/7/2009	5718466	8260	< 1	< 0.8	< 1	< 0.8	< 2	< 0.8	2.7 J	< 0.8	1.7 J	< 0.8	< 1	4.4
10/7/2009	5800392	8260	< 1	< 0.8	< 1	< 0.8	< 2	< 0.8	2.8 J	< 0.8	1.6 J	< 0.8	< 1	4.4
1/25/2010	5892342	8260	< 1	< 0.8	< 1	< 0.8	< 2	< 0.8	4.1 J	< 0.8	2.6 J	< 0.8	< 1	6.7
4/15/2010	5955536	8260	< 1	< 0.8	< 1	< 0.8	< 2	< 0.8	3.9 J	< 0.8	2.7 J	< 0.8	< 1	6.6
7/19/2010	6036148	8260	< 1	< 0.8	< 1	< 0.8	< 2	< 0.8	3.7 J	< 0.8	2.5 J	< 0.8	< 1	6.2
10/18/2010	6115534	8260	< 1	< 0.8	< 1	< 0.8	< 2	< 0.8	4.4 J	< 0.8	2 J	< 0.8	< 1	6.4
1/24/2011	6190816	8260	< 1	< 0.8	< 1	< 0.8	< 2	< 0.8	6.6	< 0.8	4.2 J	< 0.8	< 1	10.8
4/20/2011	6264714	8260	< 1	< 0.8	< 1	< 0.8	< 2	< 0.8	2.8 J	< 0.8	1.7 J	< 0.8	< 1	4.5

< - Indicates parameter was analyzed for, but not detected at or above the reporting limit
To Address the NYSDEC concerns regarding the presentation and plotting of non-detected values, the data for 2001 to 2004 has been reevaluated and interpreted as follows:
1) Non-detected concentrations have been represented as '<' for reporting purposes.
2) Total VOCs have been recalculated and represented as the sum of the detected parameters shown on this table.
3) The method change to 8260 was approved by the NYSDEC and changed in January 2005.

B - The analyte is present in the associated method blank.
D - Result reported from a secondary dilution analysis.
E - Concentration exceeds the calibration range; Result is estimated.
J - Indicates an estimated value.
µg/L - micrograms per liter

Well ID: **B-40M**

Date	Lab Sample ID	Method	Carbon tetrachloride (µg/L)	Chloroform (µg/L)	1,1-Dichloroethane (µg/L)	1,1-Dichloroethene (µg/L)	Methylene chloride (µg/L)	trans-1,2-Dichloroethene (µg/L)	cis-1,2-Dichloroethene (µg/L)	1,1,1-Trichloroethane (µg/L)	Trichloroethene (µg/L)	Tetrachloroethene (µg/L)	Vinyl chloride (µg/L)	Total
7/20/2011	6352282	8260	< 1	< 0.8	< 1	< 0.8	< 2	< 0.8	3.4 J	< 0.8	2 J	< 0.8	< 1	5.4
10/11/2011	6434699	8260	< 1	< 0.8	< 1	< 0.8	< 2	0.91 J	4.7 J	< 0.8	2.1 J	< 0.8	< 1	7.71
1/18/2012	6526477	8260	< 1	< 0.8	< 1	< 0.8	< 2	< 0.8	4.2 J	< 0.8	1.8 J	< 0.8	< 1	6
4/5/2012	6608277	8260	< 1	< 0.8	< 1	< 0.8	< 2	< 0.8	3.8 J	< 0.8	6.1	< 0.8	< 1	9.9
7/11/2012	6717361	8260	< 1	< 0.8	< 1	< 0.8	< 2	< 0.8	2.6 J	< 0.8	2.1 J	< 0.8	< 1	4.7
10/4/2012	6814370	8260	< 1	< 0.8	< 1	< 0.8	< 2	< 0.8	3.6 J	< 0.8	2.4 J	< 0.8	< 1	6
1/24/2013	6934227	8260	< 1	< 0.8	< 1	< 0.8	< 2	< 0.8	3.3 J	< 0.8	2.2 J	< 0.8	< 1	5.5
4/2/2013	7007574	8260	< 1	< 0.8	< 1	< 0.8	< 2	< 0.8	2.6 J	< 0.8	1.6 J	< 0.8	< 1	4.2
7/2/2013	7117040	8260	< 1	< 0.8	< 1	< 0.8	< 2	< 0.8	2.6 J	< 0.8	2.6 J	< 0.8	< 1	5.2
11/11/2013	7273092	8260	< 1	< 0.8	< 1	< 0.8	< 2	< 0.8	4.8 J	< 0.8	4.5 J	< 0.8	< 1	9.3
1/17/2014	7341381	8260	< 1	< 0.8	< 1	< 0.8	< 2	< 0.8	3.4 J	< 0.8	3.2 J	< 0.8	< 1	6.6
4/22/2014	7439161	8260	< 0.5	< 0.5	< 0.5	< 0.5	< 2	< 0.5	2.2	< 0.5	1.4	< 0.5	< 0.5	3.6
7/11/2014	7531030	8260	< 0.5	< 0.5	< 0.5	< 0.5	< 2	0.88 J	5.6	< 0.5	6.9	< 0.5	< 0.5	13.38
10/3/2014	7625302	8260	< 0.5	< 0.5	< 0.5	< 0.5	< 2	0.66 J	4.8	< 0.5	5.1	< 0.5	< 0.5	10.56
1/6/2015	7731155	8260	< 0.5	< 0.5	< 0.5	< 0.5	< 2	0.58 J	4.6	< 0.5	6.6	< 0.5	< 0.5	11.78
4/21/2015	7856504	8260	< 0.5	< 0.5	< 0.5	< 0.5	< 2	< 0.5	3	< 0.5	1.9	< 0.5	< 0.5	4.9
7/7/2015	7958386	SW8260C	< 0.5	< 0.5	< 0.5	< 0.5	< 2	< 0.5	1.9	< 0.5	3.2	< 0.5	< 0.5	5.1
10/6/2015	8079108	SW8260C	< 0.5	< 0.5	< 0.5	< 0.5	< 2	0.74 J	5.2	< 0.5	5.8	< 0.5	< 0.5	11.74
1/5/2016	8197705	SW8260C	< 0.5	< 0.5	< 0.5	< 0.5	< 2	0.8 J	6	< 0.5	5.9	< 0.5	< 0.5	12.7
12/8/2016	240-73270-13	8260C	< 1.0	< 1.0	< 1.0	< 1.0	< 1.0	0.77 J	5.6	< 1.0	5.4	< 1.0	< 1.0	11.77
5/1/2017	240-78974-1	8260C	< 1.0	< 1.0	< 1.0	< 1.0	< 1.0	0.68 J	4.9	< 1.0	5	< 1.0	< 1.0	10.58
4/16/2018	240-94331-8	8260C	< 1.0	< 1.0	< 1.0	< 1.0	< 1.0	0.72 J	5.5	< 1.0	6.5	< 1.0	< 1.0	12.72
4/10/2019	240-110803-19	8260C	< 1.0	< 1.0	< 1.0	< 1.0	< 5.0	< 1.0	0.75 J	< 1.0	0.69 J	< 1.0	< 1.0	1.44
3/31/2020	240-128375-11	8260C	< 1	< 1	< 1.0	< 1.0	< 5	0.70 J	5.4	< 1.0	6.4	< 1.0	< 1.0	12.5
4/26/2021	240-148317-4	8260C	< 1.0	< 1.0	< 1.0	< 1.0	< 5.0	< 1.0	0.84 J	< 1.0	0.57 J	< 1.0	< 1.0	1.41
4/15/2022	240-165253-1	8260C	< 1.0	< 1.0	< 1.0	< 1.0	< 5.0	0.56 J	4.2	< 1.0	5.4	< 1.0	< 1.0	10.16
3/23/2023	240-182590-39	8260D	< 1.0	< 1.0	< 1.0	< 1.0	< 5.0	0.61 J	4.5	< 1.0	4.5	< 1.0	< 1.0	9.61
4/17/2024	240-203148-21	8260D	< 1.0	< 1.0	< 1.0	< 1.0	< 5.0	< 1.0	3.3	< 1.0	1.1	< 1.0	< 1.0	4.4

< - Indicates parameter was analyzed for, but not detected at or above the reporting limit
To Address the NYSDEC concerns regarding the presentation and plotting of non-detected values, the data for 2001 to 2004 has been reevaluated and interpreted as follows:

1) Non-detected concentrations have been represented as '<' for reporting purposes.
2) Total VOCs have been recalculated and represented as the sum of the detected parameters shown on this table.
3) The method change to 8260 was approved by the NYSDEC and changed in January 2005.

B - The analyte is present in the associated method blank.
D - Result reported from a secondary dilution analysis.
E - Concentration exceeds the calibration range; Result is estimated.
J - Indicates an estimated value.
µg/L - micrograms per liter

MONITORING WELL GROUNDWATER ANALYTICAL RESULT SUMMARY
FORMER CARBORUNDUM COMPANY
SANBORN, NEW YORK

Well ID: **B-41M**

Date	Lab Sample ID	Method	Carbon tetrachloride (µg/L)	Chloroform (µg/L)	1,1-Dichloroethane (µg/L)	1,1-Dichloroethene (µg/L)	Methylene chloride (µg/L)	trans-1,2-Dichloroethene (µg/L)	cis-1,2-Dichloroethene (µg/L)	1,1,1-Trichloroethane (µg/L)	Trichloroethene (µg/L)	Tetrachloroethene (µg/L)	Vinyl chloride (µg/L)	Total
4/25/2000	A0275216	8021	< 1.2	< 1	< 1	< 1	< 2.5	1.6	3.7	< 1	< 1.2	< 1	< 1.8	5.3
7/17/2000	A0500406	8021	< 1.2	< 1	< 1	< 1	< 2.5	1	3.4	< 1	4.6	< 1	< 1.8	9
10/18/2000	A0751306	8021	< 1.2	< 1	< 1	< 1	< 2.5	0.5 J	2.1	< 1	0.93 J	< 1	< 1.8	3.53
1/12/2001	A1035108	8021	< 1.2	< 1	< 1	< 1	< 2.5	1.3	3.1	< 1	0.37 J	< 1	< 1.8	4.77
4/19/2001	A1361312	624	< 0.24	< 0.3	< 0.36	< 0.28	< 0.5	< 0.36	0.45	< 0.22	< 0.24	< 0.22	< 0.36	0.45
7/10/2001	A1648709	8021	< 1.2	< 1	< 1	< 1	< 2.5	0.55 J	1.6	< 1	0.38 J	< 1	< 1.8	2.53
10/18/2001	A1A23308	8021	< 2	< 2	< 2	< 2	< 2.5	< 2	< 2	< 2	100	< 2	< 2	100
1/23/2002	A2076802	8021	< 1.2	< 1	< 1	< 1	3.5	< 1	< 1	< 1	< 1.2	< 1	< 1.8	3.5
4/15/2002	A2370101	8021	< 1.2	< 1	< 1	< 1	< 2.5	< 1	1.8	< 1	1 J	< 1	< 1.8	2.8
7/15/2002	A2723101	8021	< 1.2	< 1	< 1	< 1	< 2.5	< 1	1.2	< 1	0.47 J	< 1	< 1.8	1.67
10/8/2002	A2999207	8021	< 1.2	< 1	< 1	< 1	< 2.5	0.38 J	1.4	< 1	0.84 J	< 1	< 1.8	2.62
1/21/2003	A3069004	8021	< 1.2	< 1	< 1	< 1	< 2.5	0.44 J	1.5	< 1	0.81 J	< 1	< 1.8	2.75
4/28/2003	A3399801	8021	< 1.2	< 1	< 1	< 1	< 2.5	0.57 J	2.3	< 1	< 1.2	< 1	< 1.8	2.87
7/17/2003	A3683705	8021	< 1.2	< 1	< 1	< 1	< 2.5	0.52 J	2.3	< 1	0.65 J	< 1	< 1.8	3.47
10/17/2003	A3A09005	8021	< 1.2	< 1	< 1	< 1	< 2.5	< 1	2.7	< 1	< 1.2	< 1	< 1.8	2.7
1/21/2004	A4053204	8021	< 1.2	< 1	< 1	< 1	< 2.5	< 1	2.4	< 1	< 1.2	< 1	< 1.8	2.4
4/30/2004	A4402402	8021	< 1.2	< 1	< 1	< 1	< 2.5	1.2	3.1	< 1	< 1.2	< 1	< 1.8	4.3
7/16/2004	A4674202	8021	< 1.2	< 1	< 1	< 1	< 2.5	1.1 E	2.6 E	< 1	< 1.2	< 1	< 1.8	3.7
7/16/2004	A4674202	8260	< 1.2	< 1	< 1	< 1	< 2.5	0.9 J	2.3	< 1	0.3 J	< 1	< 1.8	3.5
10/12/2004	A4A09701	8021	< 1	< 1	< 1	< 1	< 1	1.3	6.7	< 1	< 1	< 1	< 1	8
1/18/2005	A5051003	8260	< 1.2	< 1	< 1	< 1	< 2.5	0.75 J	2	< 1	0.38 J	< 1	< 1.8	3.13
4/26/2005	A5414302	8260	< 1.2	< 1	< 1	< 1	< 2.5	1.3	3.8	< 1	< 1.2	< 1	< 1.8	5.1
7/26/2005	A5791603	8260/5M	< 1.2	< 1	< 1	< 1	< 2.5	1.2	2.9	< 1	< 1.2	< 1	< 1.8	4.1
10/21/2005	A5B92603	8260	< 1.2	< 1	< 1	< 1	< 2.5	1	4.3	< 1	< 1.2	< 1	0.99 J	6.29
1/27/2006	A6102502	8260	< 1.2	< 1	< 1	< 1	< 2.5	0.62 J	3.1	< 1	< 1.2	< 1	< 1.8	3.72
4/21/2006	6D21017-03	8260	< 1	< 1	< 1	< 1	< 2	< 1	4	< 1	< 1	< 1	< 2	4
7/18/2006	6G19003-02	8260	< 1	< 1	< 1	< 1	4 B	< 1	5	< 1	< 1	< 1	< 2	9
10/12/2006	6J16007-01	8260	< 1	< 1	< 1	< 1	< 2	< 1	3	< 1	< 1	< 1	< 2	3
1/9/2007	7A10006-07	8260	< 1	< 1	< 1	< 1	< 2	< 1	4	< 1	1	< 1	< 2	5
4/17/2007	7D18003-03	8260	< 1	< 1	< 1	< 1	< 2	< 1	5	< 1	< 1	< 1	< 2	5
7/16/2007	7G17015-09	8260	< 1	< 1	< 1	< 1	< 2	< 1	4	< 1	< 1	< 1	< 2	4
10/15/2007	7J16003-03	8260	< 1	< 1	< 1	< 1	< 2	< 1	3	< 1	< 1	< 1	< 2	3
1/9/2008	8A10002-05	8260	< 1	< 1	< 1	< 1	< 2	< 1	3	< 1	< 1	< 1	< 2	3
4/16/2008	8D16026-01	8260	< 1	< 1	< 1	< 1	4 B	< 1	5	< 1	< 1	< 1	< 2	9
7/16/2008	5417443	8260	< 1	< 0.8	< 1	< 0.8	< 2	< 0.8	2.5 J	< 0.8	< 1	< 0.8	< 1	2.5
10/16/2008	5501557	8260	< 1	< 0.8	< 1	< 0.8	< 2	< 0.8	4.6 J	< 0.8	< 1	< 0.8	< 1	4.6
1/21/2009	5582427	8260	< 1	< 0.8	< 1	< 0.8	< 2	< 0.8	5.9	< 0.8	< 1	< 0.8	1.5 J	7.4
4/16/2009	5649169	8260	< 1	< 0.8	< 1	< 0.8	< 2	< 0.8	6.8	< 0.8	< 1	< 0.8	1.4 J	8.2
7/7/2009	5718464	8260	< 1	< 0.8	< 1	< 0.8	< 2	< 0.8	4.3 J	< 0.8	< 1	< 0.8	< 1	4.3
10/7/2009	5800393	8260	< 1	< 0.8	< 1	< 0.8	< 2	< 0.8	3.3 J	< 0.8	< 1	< 0.8	< 1	3.3
1/25/2010	5892343	8260	< 1	< 0.8	< 1	< 0.8	< 2	< 0.8	5.4	< 0.8	< 1	< 0.8	< 1	5.4
4/15/2010	5955537	8260	< 1	< 0.8	< 1	< 0.8	< 2	< 0.8	6	< 0.8	< 1	< 0.8	1.8 J	7.8
7/19/2010	6036149	8260	< 1	< 0.8	< 1	< 0.8	< 2	< 0.8	4.1 J	< 0.8	< 1	< 0.8	< 1	4.1
10/18/2010	6115535	8260	< 1	< 0.8	< 1	< 0.8	< 2	< 0.8	3.1 J	< 0.8	< 1	< 0.8	< 1	3.1
1/24/2011	6190821	8260	< 1	< 0.8	< 1	< 0.8	< 2	< 0.8	3.8 J	< 0.8	< 1	< 0.8	< 1	3.8
4/20/2011	6264717	8260	< 1	< 0.8	< 1	< 0.8	< 2	< 0.8	7.4	< 0.8	< 1	< 0.8	2.9 J	10.3

< - Indicates parameter was analyzed for, but not detected at or above the reporting limit
To Address the NYSDEC concerns regarding the presentation and plotting of non-detected values, the data for 2001 to 2004 has been reevaluated and interpreted as follows:
1) Non-detected concentrations have been represented as '<' for reporting purposes.
2) Total VOCs have been recalculated and represented as the sum of the detected parameters shown on this table.
3) The method change to 8260 was approved by the NYSDEC and changed in January 2005.

B - The analyte is present in the associated method blank.
D - Result reported from a secondary dilution analysis.
E - Concentration exceeds the calibration range; Result is estimated.
J - Indicates an estimated value.
µg/L - micrograms per liter

Well ID: **B-41M**

Date	Lab Sample ID	Method	Carbon tetrachloride (µg/L)	Chloroform (µg/L)	1,1-Dichloroethane (µg/L)	1,1-Dichloroethene (µg/L)	Methylene chloride (µg/L)	trans-1,2-Dichloroethene (µg/L)	cis-1,2-Dichloroethene (µg/L)	1,1,1-Trichloroethane (µg/L)	Trichloroethene (µg/L)	Tetrachloroethene (µg/L)	Vinyl chloride (µg/L)	Total
7/20/2011	6352283	8260	< 1	< 0.8	< 1	< 0.8	< 2	< 0.8	4.9 J	< 0.8	< 1	< 0.8	< 1	4.9
10/11/2011	6434700	8260	< 1	< 0.8	< 1	< 0.8	< 2	< 0.8	4.4 J	< 0.8	< 1	< 0.8	< 1	4.4
1/18/2012	6526476	8260	< 1	< 0.8	< 1	< 0.8	< 2	< 0.8	6.2	< 0.8	5.8	< 0.8	< 1	12
4/5/2012	6608276	8260	< 1	< 0.8	< 1	< 0.8	< 2	< 0.8	7.9	< 0.8	10	< 0.8	< 1	17.9
7/11/2012	6717360	8260	< 1	< 0.8	< 1	< 0.8	< 2	< 0.8	5.8	< 0.8	< 1	< 0.8	< 1	5.8
10/4/2012	6814365	8260	< 1	< 0.8	< 1	< 0.8	< 2	< 0.8	4.6 J	< 0.8	< 1	< 0.8	< 1	4.6
1/24/2013	6934226	8260	< 1	< 0.8	< 1	< 0.8	< 2	< 0.8	7.8	< 0.8	< 1	< 0.8	< 1	7.8
4/2/2013	7007575	8260	< 1	< 0.8	< 1	< 0.8	< 2	< 0.8	6.8	< 0.8	< 1	< 0.8	< 1	6.8
7/2/2013	7117037	8260	< 1	< 0.8	< 1	< 0.8	< 2	< 0.8	5.7	< 0.8	< 1	< 0.8	< 1	5.7
11/14/2013	7278189	8260	< 1	< 0.8	< 1	< 0.8	< 2	< 0.8	7.2	< 0.8	< 1	< 0.8	2.5 J	9.7
1/17/2014	7341382	8260	< 1	< 0.8	< 1	< 0.8	< 2	< 0.8	6.5	< 0.8	< 1	< 0.8	< 1	6.5
4/22/2014	7439160	8260	< 0.5	< 0.5	< 0.5	< 0.5	< 2	< 0.5	7.9	< 0.5	< 0.5	< 0.5	0.84 J	8.74
7/11/2014	7531032	8260	< 0.5	< 0.5	< 0.5	< 0.5	< 2	< 0.5	5.4	< 0.5	< 0.5	< 0.5	< 0.5	5.4
10/3/2014	7625301	8260	< 0.5	< 0.5	< 0.5	< 0.5	< 2	< 0.5	4.6	< 0.5	< 0.5	< 0.5	< 0.5	4.6
1/6/2015	7731158	8260	< 0.5	< 0.5	< 0.5	< 0.5	< 2	< 0.5	9.8	< 0.5	54	< 0.5	0.7 J	64.5
4/21/2015	7856503	8260	< 0.5	< 0.5	< 0.5	< 0.5	< 2	< 0.5	8.2	< 0.5	0.98 J	< 0.5	< 0.5	9.18
7/7/2015	7958385	SW8260C	< 0.5	< 0.5	< 0.5	< 0.5	< 2	< 0.5	5.8	< 0.5	0.78 J	< 0.5	< 0.5	6.58
10/6/2015	8079109	SW8260C	< 0.5	< 0.5	< 0.5	< 0.5	< 2	< 0.5	6.1	< 0.5	< 0.5	< 0.5	1.1	7.2
1/5/2016	8197706	SW8260C	< 0.5	< 0.5	< 0.5	< 0.5	< 2	< 0.5	6.4	< 0.5	< 0.5	< 0.5	2.8	9.2
12/8/2016	240-73270-9	8260C	< 1.0	< 1.0	< 1.0	< 1.0	< 1.0	< 1.0	7.5	< 1.0	< 1.0	< 1.0	4.4	11.9
4/28/2017	240-78929-4	8260C	< 1.0	< 1.0	< 1.0	< 1.0	< 1.0	< 1.0	8.7	< 1.0	< 1.0	< 1.0	2.9	11.6
4/16/2018	240-94331-9	8260C	< 1.0	< 1.0	< 1.0	< 1.0	< 1.0	0.34 J	8.4	< 1.0	1.2	< 1.0	0.99 J	10.93
4/10/2019	240-110803-18	8260C	< 1.0	< 1.0	< 1.0	< 1.0	< 5.0	< 1.0	7.8	< 1.0	0.90 J	< 1.0	1	9.7
3/27/2020	240-128359-6	8260C	< 1	< 1	< 1.0	< 1.0	< 5	< 1.0	6.3	< 1.0	< 1.0	< 1.0	0.92 J	7.22
4/26/2021	240-148317-5	8260C	< 1.0	< 1.0	< 1.0	< 1.0	< 5.0	< 1.0	4.3	< 1.0	0.37 J	< 1.0	< 1.0	4.67
4/15/2022	240-165253-2	8260C	< 1.0	< 1.0	< 1.0	< 1.0	< 5.0	< 1.0	9.3	< 1.0	< 1.0	< 1.0	3	12.3
3/23/2023	240-182590-41	8260D	< 1.0	< 1.0	< 1.0	< 1.0	< 5.0	< 1.0	9.5	< 1.0	< 1.0	< 1.0	3.5	13
4/17/2024	240-203148-20	8260D	< 1.0	< 1.0	< 1.0	< 1.0	< 5.0	< 1.0	7	< 1.0	< 1.0	< 1.0	2.3	9.3

< - Indicates parameter was analyzed for, but not detected at or above the reporting limit
To Address the NYSDEC concerns regarding the presentation and plotting of non-detected values, the data for 2001 to 2004 has been reevaluated and interpreted as follows:

1) Non-detected concentrations have been represented as '<' for reporting purposes.
2) Total VOCs have been recalculated and represented as the sum of the detected parameters shown on this table.
3) The method change to 8260 was approved by the NYSDEC and changed in January 2005.

B - The analyte is present in the associated method blank.
D - Result reported from a secondary dilution analysis.
E - Concentration exceeds the calibration range; Result is estimated.
J - Indicates an estimated value.
µg/L - micrograms per liter

MONITORING WELL GROUNDWATER ANALYTICAL RESULT SUMMARY
FORMER CARBORUNDUM COMPANY
SANBORN, NEW YORK

Well ID: **B-42M**

Date	Lab Sample ID	Method	Carbon tetrachloride (µg/L)	Chloroform (µg/L)	1,1-Dichloroethane (µg/L)	1,1-Dichloroethene (µg/L)	Methylene chloride (µg/L)	trans-1,2-Dichloroethene (µg/L)	cis-1,2-Dichloroethene (µg/L)	1,1,1-Trichloroethane (µg/L)	Trichloroethene (µg/L)	Tetrachloroethene (µg/L)	Vinyl chloride (µg/L)	Total
10/15/1999		8260	< 1.2	< 1	< 1	< 1	1.4 J	2.1	91	< 1	58	< 1	< 1.8	152.5
1/12/2000	A0026403	8021	< 1.2	< 1	< 1	< 1	0.57 J	0.88 J	32	< 1	23	< 1	< 1.8	56.45
4/18/2000	A0259410	8021	< 1.2	< 1	< 1	< 1	< 2.5	1.3	22	< 1	14	< 1	< 1.8	37.3
7/20/2000	A0508910	8021	< 1.2	< 1	< 1	< 1	< 2.5	< 1	120	< 1	66	< 1	4.9	190.9
10/20/2000	A0754605	8021	< 1.2	< 1	< 1	< 1	1.3 BJ	< 1	99	< 1	54	< 1	4.5	158.8
1/12/2001	A1035114	8021	< 1.2	< 1	< 1	< 1	2.1 J	1.2	51	< 1	23	< 1	< 1.8	77.3
4/20/2001	A1366404	624	< 1.2	< 1.5	< 1.8	< 1.4	< 2.5	< 1.8	39	< 1.1	380 D	< 1.1	< 1.8	419
7/11/2001	A1648704	8021	< 1.2	< 1	0.27 J	< 1	< 2.5	1.4	45	< 1	14	< 1	9.4	70.07
10/17/2001	A1A23307	8021	< 1.2	< 1	< 1	< 1	< 2.5	0.4 J	12	< 1	3	< 1	< 1.8	15.4
11/12/2001	A1B23801	8021	< 1.2	< 1	< 1	< 1	< 2.5	0.56 J	8	< 1	4	< 1	< 1.8	12.56
1/24/2002	A2076710	8021	< 1.2	< 1	< 1	< 1	< 2.5	0.5 J	8.2	< 1	4.8	< 1	0.44 J	13.94
4/18/2002	A2378803	8021	< 1.2	< 1	< 1	< 1	< 2.5	0.43 J	4.2	< 1	4.1	< 1	< 1.8	8.73
7/16/2002	A2722908	8021	< 1.2	< 1	< 1	< 1	< 2.5	0.6 J	8.2	< 1	3.9	< 1	< 1.8	12.7
10/11/2002	A2A14401	8021	< 1.2	< 1	< 1	< 1	< 2.5	1.5	16	< 1	6	< 1	< 1.8	23.5
1/23/2003	A3075204	8021	< 1.2	< 1	< 1	< 1	< 2.5	< 1	8.9	< 1	12	< 1	< 1.8	20.9
4/23/2003	A3376302	8021	< 1.2	< 1	< 1	< 1	< 2.5	1.2	12	< 1	6.9	< 1	0.67 J	20.77
7/22/2003	A3699405	8021	< 1.2	< 1	< 1	< 1	< 2.5	1	15	< 1	5.2	< 1	< 1.8	21.2
10/22/2003	A3A28303	8021	< 1.2	< 1	< 1	< 1	< 2.5	2	28	< 1	8.2	< 1	1.4 J	39.6
1/21/2004	A4053402	8021	< 1.2	< 1	< 1	< 1	< 2.5	< 1	11	< 1	6.9	< 1	< 1.8	17.9
4/28/2004	A4387603	8021	< 1.2	< 1	< 1	< 1	< 2.5	1.1	10	< 1	4.9	< 1	< 1.8	16
7/9/2004	A4647101	8021	< 1.2	< 1	< 1	< 1	< 2.5	1	8.5	< 1	4.3	< 1	< 1.8	13.8
10/8/2004	A4994202	8021	< 1	< 1	< 1	< 1	< 5	< 1	6.2	< 1	3.5	< 1	< 1	9.7
1/18/2005	A5051101	8260	< 1.2	< 1	< 1	< 1	< 2.5	0.34 J	2.6	< 1	2.6	< 1	< 1.8	5.54
4/26/2005	A5414403	8260	< 1.2	< 1	< 1	< 1	< 2.5	0.43 J	5.1	< 1	3.6	< 1	< 1.8	9.13
7/26/2005	A5791701	8260/5M	< 1.2	< 1	< 1	< 1	< 2.5	1	8.2	< 1	3.9	< 1	< 1.8	13.1
10/20/2005	A5B92005	8260	< 1.2	< 1	< 1	< 1	< 2.5	1.5	13	< 1	5.9	< 1	2.2	22.6
1/24/2006	A6089108	8260	< 1.2	< 1	< 1	< 1	< 2.5	< 1	4.1	< 1	2.9	< 1	< 1.8	7
4/19/2006	6D20002-05	8260	< 1	< 1	< 1	< 1	< 2	< 1	6	< 1	4	< 1	< 2	10
7/18/2006	6G19003-08	8260	< 1	< 1	< 1	< 1	5 B	< 1	7	< 1	3	< 1	< 2	15
10/11/2006	6J12003-03	8260	< 1	< 1	< 1	< 1	< 2	1	10	< 1	4	< 1	< 2	15
1/10/2007	7A11003-01	8260	< 1	< 1	< 1	< 1	< 2	< 1	3	< 1	2	< 1	< 2	5
4/16/2007	7D17002-01	8260	< 1	< 1	< 1	< 1	< 2	< 1	5	< 1	3	< 1	< 2	8
7/16/2007	7G17015-02	8260	< 1	< 1	< 1	< 1	2	< 1	3	< 1	2	< 1	< 2	7
10/9/2007	7J10006-09	8260	< 1	< 1	< 1	< 1	< 2	< 1	4	< 1	3	< 1	< 2	7
1/14/2008	8A15002-02	8260	< 1	< 1	< 1	< 1	< 2	< 1	8	< 1	4	< 1	< 2	12
4/14/2008	8D15002-01	8260	< 1	< 1	< 1	< 1	2 B	< 1	6	< 1	3	< 1	< 2	11
7/23/2008	5423257	8260	< 1	< 0.8	< 1	< 0.8	< 2	0.81 J	6.8	< 0.8	2.4 J	< 0.8	< 1	10.01
10/16/2008	5501561	8260	< 1	< 0.8	< 1	< 0.8	< 2	< 0.8	16	< 0.8	31	< 0.8	< 1	47
1/21/2009	5582431	8260	< 1	< 0.8	< 1	< 0.8	< 2	< 0.8	6.8	< 0.8	5 J	< 0.8	< 1	11.8
4/15/2009	5647725	8260	< 1	< 0.8	< 1	< 0.8	< 2	1.3 J	11	< 0.8	3.7 J	< 0.8	< 1	16
7/7/2009	5718476	8260	< 1	< 0.8	< 1	< 0.8	< 2	0.98 J	7.8	< 0.8	2.7 J	< 0.8	< 1	11.48
10/7/2009	5800382	8260	< 1	< 0.8	< 1	< 0.8	< 2	< 0.8	6.8	< 0.8	2.6 J	< 0.8	< 1	9.4
1/20/2010	5888920	8260	< 1	< 0.8	< 1	< 0.8	< 2	0.81 J	8.3	< 0.8	2.6 J	< 0.8	< 1	11.71
4/13/2010	5953085	8260	< 1	< 0.8	< 1	< 0.8	< 2	1.6 J	14	< 0.8	3.7 J	< 0.8	< 1	19.3
7/14/2010	6032685	8260	< 1	< 0.8	< 1	< 0.8	< 2	1 J	9.1	< 0.8	2.6 J	< 0.8	< 1	12.7
10/14/2010	6113373	8260	< 1	< 0.8	< 1	< 0.8	< 2	< 0.8	6.9	< 0.8	2 J	< 0.8	< 1	8.9

< - Indicates parameter was analyzed for, but not detected at or above the reporting limit
To Address the NYSDEC concerns regarding the presentation and plotting of non-detected values, the data for 2001 to 2004 has been reevaluated and interpreted as follows:
1) Non-detected concentrations have been represented as '<' for reporting purposes.
2) Total VOCs have been recalculated and represented as the sum of the detected parameters shown on this table.
3) The method change to 8260 was approved by the NYSDEC and changed in January 2005.

B - The analyte is present in the associated method blank.
D - Result reported from a secondary dilution analysis.
E - Concentration exceeds the calibration range; Result is estimated.
J - Indicates an estimated value.
µg/L - micrograms per liter

Well ID: **B-42M**

Date	Lab Sample ID	Method	Carbon tetrachloride (µg/L)	Chloroform (µg/L)	1,1-Dichloroethane (µg/L)	1,1-Dichloroethene (µg/L)	Methylene chloride (µg/L)	trans-1,2-Dichloroethene (µg/L)	cis-1,2-Dichloroethene (µg/L)	1,1,1-Trichloroethane (µg/L)	Trichloroethene (µg/L)	Tetrachloroethene (µg/L)	Vinyl chloride (µg/L)	Total
1/25/2011	6191892	8260	< 1	< 0.8	< 1	< 0.8	< 2	1.1 J	10	< 0.8	2.7 J	< 0.8	< 1	13.8
4/19/2011	6263086	8260	< 1	< 0.8	< 1	< 0.8	< 2	1.2 J	10	< 0.8	3.8 J	< 0.8	< 1	15
7/13/2011	6343977	8260	< 1	< 0.8	< 1	< 0.8	< 2	< 0.8	6.9	< 0.8	2.6 J	< 0.8	< 1	9.5
10/12/2011	6435897	8260	< 1	< 0.8	< 1	< 0.8	< 2	< 0.8	5.3	< 0.8	1.9 J	< 0.8	< 1	7.2
1/18/2012	6526475	8260	< 1	< 0.8	< 1	< 0.8	< 2	< 0.8	5.7	< 0.8	2.1 J	< 0.8	< 1	7.8
4/9/2012	6610605	8260	< 1	< 0.8	< 1	< 0.8	< 2	1.7 J	16	< 0.8	13	< 0.8	1.2 J	31.9
7/18/2012	6726433	8260	< 1	< 0.8	< 1	< 0.8	< 2	0.9 J	8.3	< 0.8	3.1 J	< 0.8	< 1	12.3
10/2/2012	6810726	8260	< 1	< 0.8	< 1	< 0.8	< 2	0.83 J	6.5	< 0.8	2.3 J	< 0.8	< 1	9.63
1/22/2013	6931421	8260	< 1	< 0.8	< 1	< 0.8	< 2	< 0.8	6.3	< 0.8	3.2 J	< 0.8	< 1	9.5
4/4/2013	7011181	8260	< 1	< 0.8	< 1	< 0.8	< 2	1.3 J	11	< 0.8	7.7	< 0.8	< 1	20
7/8/2013	7120728	8260	< 1	< 0.8	< 1	< 0.8	< 2	< 0.8	4.9 J	< 0.8	3.2 J	< 0.8	< 1	8.1
11/12/2013	7275074	8260	< 1	< 0.8	< 1	< 0.8	< 2	< 0.8	2.7 J	< 0.8	1.9 J	< 0.8	< 1	4.6
1/16/2014	7340029	8260	< 1	< 0.8	< 1	< 0.8	< 2	< 0.8	2.2 J	< 0.8	1.8 J	< 0.8	< 1	4
4/16/2014	7433452	8260	< 0.5	< 0.5	< 0.5	< 0.5	< 2	1	7.8	< 0.5	9.3	< 0.5	< 0.5	18.1
7/11/2014	7531036	8260	< 0.5	< 0.5	< 0.5	< 0.5	< 2	< 0.5	3.9	< 0.5	2.8	< 0.5	< 0.5	6.7
10/6/2014	7626654	8260	< 0.5	< 0.5	< 0.5	< 0.5	< 2	< 0.5	3	< 0.5	2.4	< 0.5	< 0.5	5.4
1/7/2015	7732755	8260	< 0.5	1.6	< 0.5	< 0.5	< 2	< 0.5	5.8	< 0.5	3.8	< 0.5	< 0.5	11.2
4/20/2015	7856499	8260	< 0.5	< 0.5	< 0.5	< 0.5	< 2	0.85 J	7.9	< 0.5	6.9	< 0.5	< 0.5	15.65
7/7/2015	7958381	SW8260C	< 0.5	< 0.5	< 0.5	< 0.5	< 2	< 0.5	6.3	< 0.5	3.7	< 0.5	< 0.5	10
10/5/2015	8077931	SW8260C	< 0.5	< 0.5	< 0.5	< 0.5	< 2	0.51 J	5.8	< 0.5	3.8	< 0.5	< 0.5	10.11
1/5/2016	8197714	SW8260C	< 0.5	< 0.5	< 0.5	< 0.5	< 2	< 0.5	5.4	< 0.5	2.9	< 0.5	< 0.5	8.3
12/9/2016	240-73270-25	8260C	< 1.0	< 1.0	< 1.0	< 1.0	< 1.0	1.5	16	< 1.0	7.3	< 1.0	1.2	26
4/26/2017	240-78855-2	8260C	< 1.0	< 1.0	< 1.0	< 1.0	< 1.0	0.92 J	8.1	< 1.0	4.9	< 1.0	< 1.0	13.92
4/17/2018	240-94331-21	8260C	< 1.0	< 1.0	< 1.0	< 1.0	< 1.0	0.89 J	5.5	< 1.0	5	< 1.0	< 1.0	11.39
4/3/2019	240-110627-2	8260C	< 1.0	< 1.0	< 1.0	< 1.0	< 5.0	0.51 J	5.6	< 1.0	4.4	< 1.0	0.27 J	10.78
3/30/2020	240-128375-12	8260C	< 1	< 1	< 1.0	< 1.0	< 5	0.47 J	3.7	< 1.0	3.8	< 1.0	< 1.0	7.97
4/20/2021	240-147939-13	8260C	< 1.0	< 1.0	< 1.0	< 1.0	< 5.0	1.1	7.1	< 1.0	3.8	< 1.0	0.70 J	12.7
4/15/2022	240-165253-3	8260C	< 1.0	< 1.0	< 1.0	< 1.0	< 5.0	0.64 J	4.7	< 1.0	3.8	< 1.0	< 1.0	9.14
3/21/2023	240-182590-32	8260D	< 1.0	< 1.0	< 1.0	< 1.0	< 5.0	0.70 J	5.9	< 1.0	3.2	< 1.0	< 1.0	9.8
4/19/2024	240-203148-38	8260D	< 1.0	< 1.0	< 1.0	< 1.0	< 5.0	0.67 J	5.5	< 1.0	3.5	< 1.0	< 1.0	9.67

< - Indicates parameter was analyzed for, but not detected at or above the reporting limit
To Address the NYSDEC concerns regarding the presentation and plotting of non-detected values, the data for 2001 to 2004 has been reevaluated and interpreted as follows:

1) Non-detected concentrations have been represented as '<' for reporting purposes.
2) Total VOCs have been recalculated and represented as the sum of the detected parameters shown on this table.
3) The method change to 8260 was approved by the NYSDEC and changed in January 2005.

B - The analyte is present in the associated method blank.
D - Result reported from a secondary dilution analysis.
E - Concentration exceeds the calibration range; Result is estimated.
J - Indicates an estimated value.
µg/L - micrograms per liter

MONITORING WELL GROUNDWATER ANALYTICAL RESULT SUMMARY
FORMER CARBORUNDUM COMPANY
SANBORN, NEW YORK

Well ID: **B-43M**

Date	Lab Sample ID	Method	Carbon tetrachloride (µg/L)	Chloroform (µg/L)	1,1-Dichloroethane (µg/L)	1,1-Dichloroethene (µg/L)	Methylene chloride (µg/L)	trans-1,2-Dichloroethene (µg/L)	cis-1,2-Dichloroethene (µg/L)	1,1,1-Trichloroethane (µg/L)	Trichloroethene (µg/L)	Tetrachloroethene (µg/L)	Vinyl chloride (µg/L)	Total
10/15/1999		8260	< 1.2	0.26 J	0.41 J	< 1	< 2.5	< 1	12	< 1	1.2	< 1	1.5 J	15.37
1/12/2000	A0026406	8021	< 1.2	< 1	0.27 J	< 1	< 2.5	< 1	19	< 1	5.8	< 1	1.3 J	26.37
4/18/2000	A0259408	8021	< 1.2	< 1	1.3	< 1	< 2.5	< 1	11	< 1	3.1	< 1	1.2 J	16.6
7/20/2000	A0508909	8021	< 1.2	< 1	< 1	< 1	< 2.5	< 1	5.6	< 1	11	< 1	< 1.8	16.6
10/20/2000	A0754606	8021	< 1.2	< 1	< 1	< 1	< 2.5	< 1	3.4	< 1	2.5	< 1	0.33 J	6.23
1/12/2001	A1035113	8021	< 1.2	< 1	1.4	< 1	< 2.5	< 1	34	< 1	4.5	< 1	2.7	42.6
4/20/2001	A1366405	624	< 1.2	< 1.5	< 1.8	< 1.4	< 2.5	< 1.8	4.6	< 1.1	2.9	< 1.1	< 1.8	7.5
7/11/2001	A1648701	8021	< 1.2	< 1	0.35 J	< 1	< 2.5	< 1	2.1	< 1	0.83 J	< 1	0.3 J	3.58
11/12/2001	A1B23802	8021	< 1.2	< 1	< 1	< 1	< 2.5	< 1	14	< 1	6.4	< 1	0.37 J	20.77
1/21/2002	A2066007	8021	< 1.2	< 1	< 1	< 1	< 2.5	0.61 J	13	< 1	6.1	< 1	< 1.8	19.71
4/11/2002	A2348302	8021	< 1.2	< 1	< 1	< 1	< 2.5	0.61 J	11	< 1	6.3	< 1	< 1.8	17.91
7/11/2002	A2708317	8021	< 1.2	< 1	< 1	< 1	< 2.5	< 1	10	< 1	5.4	< 1	< 1.8	15.4
10/8/2002	A2999303	8021	< 1.2	< 1	< 1	< 1	< 2.5	0.38 J	6	< 1	4.3	< 1	0.29 J	10.97
1/16/2003	A3055804	8021	< 1.2	< 1	0.29 J	< 1	< 2.5	0.4 J	6.3	< 1	3.4	< 1	1.2 J	11.59
4/29/2003	A3398701	8021	< 1.2	< 1	< 1	< 1	< 2.5	< 1	3.8	< 1	2.4	< 1	0.34 J	6.54
7/17/2003	A3683706	8021	< 1.2	< 1	< 1	< 1	< 2.5	< 1	2.1	< 1	1.1 J	< 1	< 1.8	3.2
10/16/2003	A3A09002	8021	< 1.2	< 1	< 1	< 1	< 2.5	< 1	3.7	< 1	8.1	< 1	< 1.8	11.8
1/20/2004	A4053201	8021	< 1.2	< 1	< 1	< 1	< 2.5	< 1	10	< 1	8.9	< 1	< 1.8	18.9
4/28/2004	A4387602	8021	< 1.2	< 1	< 1	< 1	< 2.5	< 1	2	< 1	1.4	< 1	< 1.8	3.4
7/9/2004	A4647301	8021	< 1.2	< 1	< 1	< 1	< 2.5	< 1	4.3	< 1	8.2	< 1	< 1.8	12.5
10/7/2004	A4994505	8021	< 1	< 1	< 1	< 1	< 5	< 1	7.4	< 1	36	< 1	< 1	43.4
1/18/2005	A5051001	8260	< 1.2	< 1	< 1	< 1	< 2.5	0.82 J	8.9	< 1	5.5	< 1	1.5 J	16.72
4/21/2005	A5402202	8260	< 1.2	< 1	< 1	< 1	< 2.5	0.83 J	10	< 1	34 D	< 1	< 1.8	44.83
7/26/2005	A5791702	8260/5M	< 1.2	< 1	< 1	< 1	< 2.5	1.6	17	< 1	79	< 1	< 1.8	97.6
10/20/2005	A5B91801	8260	< 1.2	< 1	< 1	< 1	< 2.5	0.64 J	6	< 1	6.8	< 1	1.3 J	14.74
1/26/2006	A6102402	8260	< 1.2	< 1	< 1	< 1	< 2.5	0.74 J	12	< 1	4.6	< 1	3.8	21.14
4/20/2006	6D21003-01	8260	< 1	< 1	< 1	< 1	< 2	< 1	12	< 1	3	< 1	3	18
7/18/2006	6G19003-07	8260	< 1	< 1	< 1	< 1	4 B	< 1	8	< 1	4	< 1	< 2	16
10/11/2006	6J12003-02	8260	< 1	< 1	< 1	< 1	< 2	1	12	< 1	36	< 1	< 2	49
1/10/2007	7A11003-02	8260	< 1	< 1	< 1	< 1	< 2	< 1	12	< 1	5	< 1	4	21
4/16/2007	7D17002-02	8260	< 1	< 1	< 1	< 1	< 2	< 1	9	< 1	2	< 1	< 2	11
7/16/2007	7G17015-03	8260	< 1	< 1	< 1	< 1	< 2	< 1	9	< 1	2	< 1	3	14
10/10/2007	7J11002-07	8260	< 1	< 1	< 1	< 1	< 2	< 1	8	< 1	3	< 1	2	13
1/14/2008	8A15002-03	8260	< 1	< 1	< 1	< 1	< 2	< 1	9	< 1	2	< 1	2	13
4/14/2008	8D15002-02	8260	< 1	< 1	< 1	< 1	3 B	< 1	5	< 1	< 1	< 1	< 2	8
7/23/2008	5423258	8260	< 1	< 0.8	< 1	< 0.8	< 2	< 0.8	8.5	< 0.8	2.3 J	< 0.8	2.6 J	13.4
10/16/2008	5501560	8260	< 1	< 0.8	< 1	< 0.8	< 2	< 0.8	10	< 0.8	2.8 J	< 0.8	3.1 J	15.9
1/15/2009	5578617	8260	< 1	< 0.8	< 1	< 0.8	< 2	< 0.8	9.1	< 0.8	5.3	< 0.8	2.5 J	16.9
4/15/2009	5647721	8260	< 1	< 0.8	< 1	< 0.8	< 2	< 0.8	7.2	< 0.8	< 1	< 0.8	2.2 J	9.4
7/7/2009	5718475	8260	< 1	< 0.8	< 1	< 0.8	< 2	< 0.8	8.4	< 0.8	2 J	< 0.8	2.6 J	13
10/7/2009	5800384	8260	< 1	< 0.8	< 1	< 0.8	< 2	< 0.8	7.7	< 0.8	2.7 J	< 0.8	2.1 J	12.5
1/20/2010	5888917	8260	< 1	< 0.8	< 1	< 0.8	< 2	< 0.8	6	< 0.8	1.7 J	< 0.8	1.5 J	9.2
4/13/2010	5953084	8260	< 1	< 0.8	< 1	< 0.8	< 2	< 0.8	5.9	< 0.8	2.6 J	< 0.8	< 1	8.5
7/14/2010	6032683	8260	< 1	< 0.8	< 1	< 0.8	< 2	< 0.8	9.9	< 0.8	2.8 J	< 0.8	3 J	15.7
10/12/2010	6109758	8260	< 1	< 0.8	< 1	< 0.8	< 2	< 0.8	9.4	< 0.8	3.3 J	< 0.8	2.6 J	15.3
1/25/2011	6191891	8260	< 1	< 0.8	< 1	< 0.8	< 2	< 0.8	9.8	< 0.8	3.1 J	< 0.8	2.7 J	15.6

< - Indicates parameter was analyzed for, but not detected at or above the reporting limit
To Address the NYSDEC concerns regarding the presentation and plotting of non-detected values, the data for 2001 to 2004 has been reevaluated and interpreted as follows:
1) Non-detected concentrations have been represented as '<' for reporting purposes.
2) Total VOCs have been recalculated and represented as the sum of the detected parameters shown on this table.
3) The method change to 8260 was approved by the NYSDEC and changed in January 2005.

B - The analyte is present in the associated method blank.
D - Result reported from a secondary dilution analysis.
E - Concentration exceeds the calibration range; Result is estimated.
J - Indicates an estimated value.
µg/L - micrograms per liter

Well ID: **B-43M**

Date	Lab Sample ID	Method	Carbon tetrachloride (µg/L)	Chloroform (µg/L)	1,1-Dichloroethane (µg/L)	1,1-Dichloroethene (µg/L)	Methylene chloride (µg/L)	trans-1,2-Dichloroethene (µg/L)	cis-1,2-Dichloroethene (µg/L)	1,1,1-Trichloroethane (µg/L)	Trichloroethene (µg/L)	Tetrachloroethene (µg/L)	Vinyl chloride (µg/L)	Total
4/19/2011	6263085	8260	< 1	< 0.8	< 1	< 0.8	< 2	< 0.8	3.1 J	< 0.8	< 1	< 0.8	< 1	3.1
7/13/2011	6343976	8260	< 1	< 0.8	< 1	< 0.8	< 2	< 0.8	11	< 0.8	3.8 J	< 0.8	5.1	19.9
10/12/2011	6435898	8260	< 1	< 0.8	< 1	< 0.8	< 2	< 0.8	11	< 0.8	3.4 J	< 0.8	2.3 J	16.7
1/16/2012	6523836	8260	< 1	< 0.8	< 1	< 0.8	< 2	< 0.8	10	< 0.8	3.3 J	< 0.8	4 J	17.3
4/9/2012	6610604	8260	< 1	< 0.8	< 1	< 0.8	< 2	< 0.8	15	< 0.8	27	< 0.8	< 1	42
7/18/2012	6726434	8260	< 1	< 0.8	< 1	< 0.8	< 2	< 0.8	11	< 0.8	3 J	< 0.8	4.3 J	18.3
10/2/2012	6810725	8260	< 1	< 0.8	< 1	< 0.8	< 2	< 0.8	11	< 0.8	3.4 J	< 0.8	2.9 J	17.3
1/22/2013	6931417	8260	< 1	< 0.8	< 1	< 0.8	< 2	< 0.8	5.9	< 0.8	1.6 J	< 0.8	3.1 J	10.6
4/4/2013	7011178	8260	< 1	< 0.8	< 1	< 0.8	< 2	< 0.8	9.5	< 0.8	15	< 0.8	< 1	24.5
7/8/2013	7120729	8260	< 1	< 0.8	< 1	< 0.8	< 2	< 0.8	5	< 0.8	2.4 J	< 0.8	1.5 J	8.9
11/12/2013	7275073	8260	< 1	< 0.8	< 1	< 0.8	< 2	< 0.8	6.8	< 0.8	1.4 J	< 0.8	5.3	13.5
1/16/2014	7340031	8260	< 1	< 0.8	< 1	< 0.8	< 2	< 0.8	7.2	< 0.8	1.2 J	< 0.8	3.3 J	11.7
4/16/2014	7433451	8260	< 0.5	< 0.5	< 0.5	< 0.5	< 2	< 0.5	5.2	< 0.5	13	< 0.5	1.5	19.7
7/11/2014	7531035	8260	< 0.5	< 0.5	< 0.5	< 0.5	< 2	< 0.5	7.4	< 0.5	1	< 0.5	3.8	12.2
10/6/2014	7626657	8260	< 0.5	< 0.5	< 0.5	< 0.5	< 2	< 0.5	6.8	< 0.5	< 0.5	< 0.5	3.5	10.3
1/7/2015	7732754	8260	< 0.5	< 0.5	< 0.5	< 0.5	< 2	< 0.5	5.9	< 0.5	0.69 J	< 0.5	4.2	10.79
4/20/2015	7856498	8260	< 0.5	< 0.5	< 0.5	< 0.5	< 2	< 0.5	7	< 0.5	11	< 0.5	< 0.5	18
7/7/2015	7958380	SW8260C	< 0.5	< 0.5	< 0.5	< 0.5	< 2	< 0.5	7.4	< 0.5	0.51 J	< 0.5	5	12.91
10/5/2015	8077932	SW8260C	< 0.5	< 0.5	< 0.5	< 0.5	< 2	< 0.5	8.8	< 0.5	< 0.5	< 0.5	4.6	13.4
1/5/2016	8197715	SW8260C	< 0.5	< 0.5	< 0.5	< 0.5	< 2	< 0.5	6	< 0.5	< 0.5	< 0.5	2.5	8.5
12/12/2016	240-73361-2	8260C	< 1.0	< 1.0	< 1.0	< 1.0	< 1.0	< 1.0	7.3	< 1.0	0.68 J	< 1.0	3.8	11.78
4/26/2017	240-78855-4	8260C	< 1.0	< 1.0	< 1.0	< 1.0	< 1.0	< 1.0	7.4	< 1.0	0.36 J	< 1.0	5.7	13.46
4/16/2018	240-94331-10	8260C	< 1.0	< 1.0	< 1.0	< 1.0	< 1.0	< 1.0	6.5	< 1.0	< 1.0	< 1.0	6.5	13
4/3/2019	240-110627-3	8260C	< 1.0	< 1.0	0.17 J	< 1.0	< 5.0	< 1.0	3.9	< 1.0	< 1.0	< 1.0	5	9.07
3/30/2020	240-128375-13	8260C	< 1	< 1	0.22 J	< 1.0	< 5	< 1.0	4.9	< 1.0	< 1.0	< 1.0	6.4	11.52
4/20/2021	240-147939-12	8260C	< 1.0	< 1.0	0.24 J	< 1.0	< 5.0	< 1.0	3.4	< 1.0	< 1.0	< 1.0	7.3	10.94
4/11/2022	240-165070-9	8260C	< 1.0	< 1.0	< 1.0	< 1.0	< 5.0	< 1.0	3.4	< 1.0	< 1.0	< 1.0	5.4	8.8
3/21/2023	240-182590-40	8260D	< 1.0	< 1.0	< 1.0	< 1.0	< 5.0	< 1.0	3.4	< 1.0	< 1.0	< 1.0	5.3	8.7
4/19/2024	240-203148-39	8260D	< 1.0	< 1.0	< 1.0	< 1.0	< 5.0	< 1.0	3.1	< 1.0	< 1.0	< 1.0	4.8	7.9

< - Indicates parameter was analyzed for, but not detected at or above the reporting limit
To Address the NYSDEC concerns regarding the presentation and plotting of non-detected values, the data for 2001 to 2004 has been reevaluated and interpreted as follows:

1) Non-detected concentrations have been represented as '<' for reporting purposes.
2) Total VOCs have been recalculated and represented as the sum of the detected parameters shown on this table.
3) The method change to 8260 was approved by the NYSDEC and changed in January 2005.

B - The analyte is present in the associated method blank.
D - Result reported from a secondary dilution analysis.
E - Concentration exceeds the calibration range; Result is estimated.
J - Indicates an estimated value.
µg/L - micrograms per liter

MONITORING WELL GROUNDWATER ANALYTICAL RESULT SUMMARY
FORMER CARBORUNDUM COMPANY
SANBORN, NEW YORK

Well ID: **B-44M**

Date	Lab Sample ID	Method	Carbon tetrachloride (µg/L)	Chloroform (µg/L)	1,1-Dichloroethane (µg/L)	1,1-Dichloroethene (µg/L)	Methylene chloride (µg/L)	trans-1,2-Dichloroethene (µg/L)	cis-1,2-Dichloroethene (µg/L)	1,1,1-Trichloroethane (µg/L)	Trichloroethene (µg/L)	Tetrachloroethene (µg/L)	Vinyl chloride (µg/L)	Total
10/15/1999		8260	< 1.2	1.9	2.4	< 1	< 2.5	< 1	11	< 1	12	< 1	< 1.8	27.3
1/12/2000	A0026407	8021	< 1.2	0.23 J	4	< 1	< 2.5	< 1	26	< 1	2.4	< 1	1 J	33.63
4/19/2000	A0259413	8021	< 1.2	1.3	6	< 1	< 2.5	1.2	36	1.3	6	< 1	8.1	59.9
7/20/2000	A0508913	8021	< 1.2	< 1	2.3	< 1	< 2.5	< 1	18	< 1	3.4	< 1	0.81 J	24.51
10/24/2000	A0760705	8021	< 1.2	0.22 J	6.1	< 1	< 2.5	< 1	31	0.36 J	4.5	< 1	8.3	50.48
1/13/2001	A1041307	8021	< 1.2	< 1	7.6	1.2	< 2.5	1.1	38	1.9	8	< 1	15	72.8
4/25/2001	A1382101	8021	< 1.2	< 1	6	< 1	< 2.5	0.25 J	33	0.4 J	4.3	< 1	7.7	51.65
7/11/2001	A1648703	8021	< 1.2	< 1	4.5	< 1	< 2.5	< 1	23	< 1	3	< 1	2.4	32.9
11/12/2001	A1B23803	8021	< 1.2	< 1	6.1	< 1	< 2.5	< 1	33	< 1	27	< 1	4.5	70.6
1/22/2002	A2066013	8021	< 8	< 8	< 8	< 8	14	< 8	22	< 8	< 8	< 8	< 8	36
4/12/2002	A2351802	8021	< 1.2	< 1	7.6	< 1	< 2.5	< 1	33	< 1	5.9	< 1	5.6	52.1
7/15/2002	A2723103	8021	< 1.2	< 1	7.8	< 1	< 2.5	< 1	28	< 1	5.5	< 1	4.4	45.7
10/9/2002	A2A07501	8021	< 1.2	< 1	9.2	< 1	< 2.5	< 1	49	0.76 J	10	< 1	15	83.96
1/21/2003	A3069001	8021	< 1.2	0.54 J	7.4	< 1	< 2.5	< 1	25	< 1	5.5	< 1	4.9	43.34
4/29/2003	A3398702	8021	< 1.2	< 1	11	< 1	< 2.5	< 1	44	0.79 J	10	< 1	27	92.79
7/17/2003	A3683704	8021	< 1.2	< 1	8.3	< 1	< 2.5	< 1	36	0.45 J	4.8	< 1	13	62.55
10/17/2003	A3A09003	8021	< 1.2	< 1	8.4	< 1	< 2.5	< 1	26	< 1	1.6	< 1	20	56
1/20/2004	A4053203	8021	< 1.2	< 1	9.1	< 1	< 2.5	< 1	15	< 1	1.9	< 1	9.7	35.7
4/28/2004	A4387601	8021	< 1.2	< 1	8.5	< 1	< 2.5	< 1	27	< 1	3.2	< 1	23	61.7
7/9/2004	A4647302	8021	< 1.2	< 1	8	< 1	< 2.5	< 1	15	< 1	1.6	< 1	19	43.6
10/7/2004	A4994504	8021	< 1	< 1	6.3	< 1	< 5	< 1	5	< 1	2.4	< 1	5.6	19.3
1/18/2005	A5051002	8260	< 1.2	< 1	8.1	< 1	< 2.5	0.34 J	9.1	0.25 J	2.4	< 1	4.9	25.09
4/21/2005	A5402201	8260	< 1.2	< 1	7.3	< 1	< 2.5	0.47 J	21	0.49 J	5.8	< 1	15	50.06
7/22/2005	A5778502	8260/5M	< 1.2	< 1	5.9	< 1	< 2.5	< 1	14	< 1	3.6	< 1	5.5	29
10/21/2005	A5B92604	8260	< 1.2	< 1	8.7	< 1	< 2.5	< 1	9.1	< 1	3.7	< 1	6.6	28.1
1/26/2006	A6102403	8260	< 1.2	< 1	9.1	< 1	< 2.5	0.63 J	16	0.65 J	8.1	< 1	16	50.48
4/20/2006	6D21003-02	8260	< 1	< 1	7	< 1	< 2	< 1	7	< 1	2	< 1	8	24
7/18/2006	6G19003-06	8260	< 1	< 1	7	< 1	11 B	< 1	8	< 1	3	< 1	5	34
10/11/2006	6J12003-04	8260	< 1	< 1	8	< 1	< 2	< 1	12	< 1	6	< 1	9	35
1/10/2007	7A11003-03	8260	< 1	< 1	6	< 1	< 2	< 1	5	< 1	10	< 1	6	27
4/17/2007	7D18003-04	8260	< 1	< 1	5	< 1	< 2	< 1	1	< 1	< 1	< 1	3	9
7/16/2007	7G17015-04	8260	< 1	< 1	7	< 1	< 2	< 1	8	< 1	5	< 1	7	27
10/10/2007	7J11002-08	8260	< 1	< 1	6	< 1	< 2	< 1	7	< 1	4	< 1	4	21
1/14/2008	8A15002-04	8260	< 1	< 1	7	< 1	< 2	< 1	9	< 1	5	< 1	6	27
4/15/2008	8D16011-01	8260	< 1	< 1	5	< 1	4 B	< 1	4	< 1	2	< 1	4	19
7/28/2008	5426819	8260	< 1	< 0.8	7.7	< 0.8	< 2	< 0.8	8.1	< 0.8	5.2	< 0.8	7.2	28.2
10/16/2008	5501564	8260	< 1	< 0.8	9.6	< 0.8	< 2	< 0.8	11	< 0.8	6.7	< 0.8	7.5	34.8
1/15/2009	5578616	8260	< 1	< 0.8	8.3	< 0.8	< 2	< 0.8	8.9	< 0.8	7.4	< 0.8	6.3	30.9
4/15/2009	5647726	8260	< 1	< 0.8	7	< 0.8	< 2	< 0.8	5.8	< 0.8	4.4 J	< 0.8	5 J	22.2
7/7/2009	5718477	8260	< 1	< 0.8	8.6	< 0.8	< 2	< 0.8	9.5	< 0.8	5.7	< 0.8	6.9	30.7
10/7/2009	5800386	8260	< 1	< 0.8	9	< 0.8	< 2	< 0.8	9.3	< 0.8	5.7	< 0.8	9.1	33.1
1/20/2010	5888916	8260	< 1	< 0.8	10	< 0.8	< 2	< 0.8	11	< 0.8	6.8	< 0.8	7.3	35.1
4/12/2010	5951991	8260	< 1	< 0.8	7	< 0.8	< 2	< 0.8	5.7	< 0.8	3.4 J	< 0.8	6	22.1
7/14/2010	6032684	8260	< 1	< 0.8	9.3	< 0.8	< 2	< 0.8	10	< 0.8	5.6	< 0.8	6.9	31.8
10/12/2010	6109757	8260	< 1	< 0.8	11	< 0.8	< 2	< 0.8	11	< 0.8	6.3	< 0.8	7.9	36.2
1/25/2011	6191893	8260	< 1	< 0.8	8.8	< 0.8	< 2	< 0.8	10	< 0.8	5.5	< 0.8	7.1	31.4

< - Indicates parameter was analyzed for, but not detected at or above the reporting limit
To Address the NYSDEC concerns regarding the presentation and plotting of non-detected values, the data for 2001 to 2004 has been reevaluated and interpreted as follows:
1) Non-detected concentrations have been represented as '<' for reporting purposes.
2) Total VOCs have been recalculated and represented as the sum of the detected parameters shown on this table.
3) The method change to 8260 was approved by the NYSDEC and changed in January 2005.

B - The analyte is present in the associated method blank.
D - Result reported from a secondary dilution analysis.
E - Concentration exceeds the calibration range; Result is estimated.
J - Indicates an estimated value.
µg/L - micrograms per liter

Well ID: **B-44M**

Date	Lab Sample ID	Method	Carbon tetrachloride (µg/L)	Chloroform (µg/L)	1,1-Dichloroethane (µg/L)	1,1-Dichloroethene (µg/L)	Methylene chloride (µg/L)	trans-1,2-Dichloroethene (µg/L)	cis-1,2-Dichloroethene (µg/L)	1,1,1-Trichloroethane (µg/L)	Trichloroethene (µg/L)	Tetrachloroethene (µg/L)	Vinyl chloride (µg/L)	Total
4/19/2011	6263084	8260	< 1	< 0.8	6.7	< 0.8	< 2	< 0.8	2.8 J	< 0.8	1.5 J	< 0.8	4.3 J	15.3
7/13/2011	6343973	8260	< 1	< 0.8	11	< 0.8	< 2	< 0.8	12	< 0.8	5.9	< 0.8	7.1	36
10/12/2011	6435904	8260	< 1	< 0.8	9.9	< 0.8	< 2	0.82 J	12	< 0.8	6.1	< 0.8	6.6	35.42
1/16/2012	6523835	8260	< 1	< 0.8	8.6	< 0.8	< 2	< 0.8	11	< 0.8	5.5	< 0.8	5.7	30.8
4/9/2012	6610603	8260	< 1	< 0.8	7.2	< 0.8	< 2	< 0.8	53	< 0.8	68	< 0.8	6.5	134.7
7/18/2012	6726432	8260	< 1	< 0.8	8.7	< 0.8	< 2	< 0.8	6.5	< 0.8	3.2 J	< 0.8	3.7 J	22.1
10/2/2012	6810731	8260	< 1	< 0.8	9.3	< 0.8	< 2	< 0.8	13	< 0.8	5.2	< 0.8	7.4	34.9
1/24/2013	6934234	8260	< 1	< 0.8	8.4	< 0.8	< 2	< 0.8	11	< 0.8	4.8 J	< 0.8	4.8 J	29
4/4/2013	7011177	8260	< 1	< 0.8	6.6	< 0.8	< 2	< 0.8	26	< 0.8	46	< 0.8	4.7 J	83.3
7/8/2013	7120733	8260	< 1	< 0.8	7.7	< 0.8	< 2	< 0.8	10	< 0.8	4.5 J	< 0.8	5.1	27.3
11/12/2013	7275072	8260	< 1	< 0.8	9.3	< 0.8	< 2	< 0.8	11	< 0.8	4.6 J	< 0.8	6.8	31.7
1/16/2014	7340030	8260	< 1	< 0.8	6.8	< 0.8	< 2	< 0.8	11	< 0.8	3.8 J	< 0.8	4.4 J	26
4/16/2014	7433450	8260	< 0.5	< 0.5	6.3	< 0.5	< 2	0.6 J	20	< 0.5	53	< 0.5	2.7	82.6
7/11/2014	7531039	8260	< 0.5	< 0.5	6.9	< 0.5	< 2	0.57 J	10	< 0.5	4.1	< 0.5	3.8	25.37
10/6/2014	7626652	8260	< 0.5	< 0.5	7.6	< 0.5	< 2	0.59 J	10	< 0.5	4	< 0.5	4.3	26.49
1/7/2015	7732753	8260	< 0.5	< 0.5	7.3	< 0.5	< 2	0.57 J	9.4	< 0.5	3.8	< 0.5	< 0.5	21.07
4/20/2015	7856497	8260	< 0.5	< 0.5	7.9	< 0.5	< 2	0.68 J	26	< 0.5	36	< 0.5	2.8	73.38
7/7/2015	7958378	SW8260C	< 0.5	< 0.5	6.9	< 0.5	< 2	< 0.5	10	< 0.5	3.3	< 0.5	4.3	24.5
10/5/2015	8077928	SW8260C	< 0.5	< 0.5	9.2	< 0.5	< 2	0.75 J	12	< 0.5	4.1	< 0.5	4.7	30.75
1/5/2016	8197713	SW8260C	< 0.5	< 0.5	6.5	< 0.5	< 2	0.6 J	8.5	< 0.5	2.5	< 0.5	4	22.1
12/9/2016	240-73270-20	8260C	5.9	4.4 J	4.9 J	< 5.0	3.8 J	< 5.0	< 5.0	< 5.0	< 5.0	< 5.0	< 5.0	19
4/26/2017	240-78855-3	8260C	< 1.0	< 1.0	7.1	< 1.0	< 1.0	0.52 J	8.6	< 1.0	2.5	< 1.0	5.4	24.12
4/17/2018	240-94331-17	8260C	< 1.0	< 1.0	3.7	< 1.0	< 1.0	< 1.0	5.6	< 1.0	1.9	< 1.0	2.9	14.1
4/3/2019	240-110627-6	8260C	< 1.0	< 1.0	1.5	< 1.0	< 5.0	< 1.0	1.1	< 1.0	< 1.0	< 1.0	7.6	10.2
3/30/2020	240-128375-14	8260C	< 1	< 1	3	< 1.0	< 5	0.22 J	4.9	< 1.0	1.4	< 1.0	2.4	11.92
4/20/2021	240-147939-11	8260C	< 1.0	< 1.0	1.8	< 1.0	< 5.0	< 1.0	0.24 J	< 1.0	0.13 J	< 1.0	0.44 J	2.61
4/11/2022	240-165070-10	8260C	< 1.0	< 1.0	2.8	< 1.0	< 5.0	< 1.0	4.5	< 1.0	0.88 J	< 1.0	1.8	9.98
3/21/2023	240-182590-42	8260D	< 1.0	< 1.0	3.1	< 1.0	< 5.0	< 1.0	4.2	< 1.0	0.83 J	< 1.0	1.7	9.83
4/19/2024	240-203148-40	8260D	< 1.0	< 1.0	1.7	< 1.0	< 5.0	< 1.0	2.4	< 1.0	0.52 J	< 1.0	< 1.0	4.62

< - Indicates parameter was analyzed for, but not detected at or above the reporting limit
To Address the NYSDEC concerns regarding the presentation and plotting of non-detected values, the data for 2001 to 2004 has been reevaluated and interpreted as follows:

1) Non-detected concentrations have been represented as '<' for reporting purposes.
2) Total VOCs have been recalculated and represented as the sum of the detected parameters shown on this table.
3) The method change to 8260 was approved by the NYSDEC and changed in January 2005.

B - The analyte is present in the associated method blank.
D - Result reported from a secondary dilution analysis.
E - Concentration exceeds the calibration range; Result is estimated.
J - Indicates an estimated value.
µg/L - micrograms per liter

MONITORING WELL GROUNDWATER ANALYTICAL RESULT SUMMARY
FORMER CARBORUNDUM COMPANY
SANBORN, NEW YORK

Well ID: **B-45M**

Date	Lab Sample ID	Method	Carbon tetrachloride (µg/L)	Chloroform (µg/L)	1,1-Dichloroethane (µg/L)	1,1-Dichloroethene (µg/L)	Methylene chloride (µg/L)	trans-1,2-Dichloroethene (µg/L)	cis-1,2-Dichloroethene (µg/L)	1,1,1-Trichloroethane (µg/L)	Trichloroethene (µg/L)	Tetrachloroethene (µg/L)	Vinyl chloride (µg/L)	Total
11/1/2000	A0784701	8021	< 1.2	4.1	< 1	< 1	< 2.5	< 1	< 1	< 1	< 1.2	< 1	< 1.8	4.1
11/14/2000	A0833402	624	< 1.2	2.8	< 1.8	< 1.4	< 2.5	< 1.8	< 1.4	< 1.1	< 1.2	< 1.1	< 1.8	2.8
12/13/2000	A0910401	8021	< 1.2	1.3	< 1	< 1	< 2.5	< 1	< 1	< 1	< 1.2	< 1	< 1.8	1.3
1/18/2001	A1052404	8021	< 1.2	1	< 1	< 1	< 2.5	< 1	< 1	< 1	< 1.2	< 1	< 1.8	1
4/18/2001	A1361301	624	< 0.24	< 0.3	< 0.36	< 0.28	< 0.5	< 0.36	< 0.28	< 0.22	< 0.24	< 0.22	< 0.36	0
7/18/2001	A1682901	8021	< 1.2	< 1	< 1	< 1	< 2.5	< 1	< 1	< 1	< 1.2	< 1	< 1.8	0
10/12/2001	A1A01003	8021	< 1.2	< 1	< 1	< 1	< 2.5	< 1	< 1	< 1	< 1.2	< 1	< 1.8	0
1/15/2002	A2039404	8021	< 1.2	< 1	< 1	< 1	< 2.5	0.72 J	7.3	< 1	0.66 J	< 1	0.24 J	8.92
4/8/2002	A2332604	8260	< 1.2	< 1	< 1	< 1	< 2.5	< 1	1.1	< 1	< 1.2	< 1	< 1.8	1.1
7/8/2002	A2695504	8021	< 1.2	< 1	< 1	< 1	< 2.5	< 1	< 1	< 1	< 1.2	< 1	< 1.8	0
10/3/2002	A2980606	8021	< 1.2	< 1	< 1	< 1	< 2.5	< 1	0.21 J	< 1	0.67 J	< 1	< 1.8	0.88
1/13/2003	A3038007	8021	< 1.2	< 1	< 1	< 1	< 2.5	< 1	1.6	< 1	0.67 J	< 1	< 1.8	2.27
4/8/2003	A3329702	8021	< 1.2	< 1	< 1	< 1	< 2.5	< 1	1.2	< 1	< 1.2	< 1	< 1.8	1.2
7/3/2003	A3639718	8021	< 1.2	< 1	< 1	< 1	< 2.5	< 1	< 1	< 1	< 1.2	< 1	< 1.8	0
10/10/2003	A3983802	8021	< 1.2	< 1	< 1	< 1	< 2.5	< 1	< 1	< 1	< 1.2	< 1	< 1.8	0
1/8/2004	A4026307	8021	< 1.2	< 1	< 1	< 1	< 2.5	< 1	< 1	< 1	< 1.2	< 1	< 1.8	0
6/30/2004	A4619404	8021	< 1.2	< 1	< 1	< 1	< 2.5	< 1	< 1	< 1	< 1.2	< 1	< 1.8	0
10/22/2004	A4A47804	8021	< 1	< 1	< 1	< 1	< 1	< 1	1.3	< 1	< 1	< 1	< 1	1.3
4/5/2005	A5317608	8260	< 1.2	< 1	< 1	< 1	< 2.5	< 1	0.35 J	< 1	< 1.2	< 1	< 1.8	0.35
7/12/2005	A5733103	8260/5M	< 1.2	< 1	< 1	< 1	< 2.5	< 1	< 1	< 1	< 1.2	< 1	< 1.8	0
7/20/2006	6G21005-02	8260	< 1	< 1	< 1	< 1	3	< 1	< 1	< 1	< 1	< 1	< 2	3
7/10/2007	7G11015-10	8260	< 1	< 1	< 1	< 1	< 2	< 1	< 1	< 1	< 1	< 1	< 2	0
7/25/2008	5426026	8260	< 1	< 0.8	< 1	< 0.8	< 2	< 0.8	< 0.8	< 0.8	1.3 J	< 0.8	< 1	1.3
7/14/2009	5723627	8260	< 1	< 0.8	< 1	< 0.8	< 2	< 0.8	< 0.8	< 0.8	< 1	< 0.8	< 1	0
7/13/2010	6031613	8260	< 1	< 0.8	< 1	< 0.8	< 2	< 0.8	< 0.8	< 0.8	< 1	< 0.8	< 1	0
7/19/2011	6350146	8260	< 1	< 0.8	< 1	< 0.8	< 2	< 0.8	< 0.8	< 0.8	< 1	< 0.8	< 1	0
7/12/2012	6719393	8260	< 1	< 0.8	< 1	< 0.8	< 2	< 0.8	< 0.8	< 0.8	< 1	< 0.8	< 1	0
7/15/2013	7128196	8260	< 1	< 0.8	< 1	< 0.8	< 2	< 0.8	< 0.8	< 0.8	< 1	< 0.8	< 1	0
7/14/2014	7532398	8260	< 0.5	< 0.5	< 0.5	< 0.5	< 2	< 0.5	< 0.5	< 0.5	< 0.5	< 0.5	< 0.5	0
7/14/2015	7967358	SW8260C	< 0.5	< 0.5	< 0.5	< 0.5	< 2	< 0.5	< 0.5	< 0.5	< 0.5	< 0.5	< 0.5	0

< - Indicates parameter was analyzed for, but not detected at or above the reporting limit
To Address the NYSDEC concerns regarding the presentation and plotting of non-detected values, the data for 2001 to 2004 has been reevaluated and interpreted as follows:
1) Non-detected concentrations have been represented as '<' for reporting purposes.
2) Total VOCs have been recalculated and represented as the sum of the detected parameters shown on this table.
3) The method change to 8260 was approved by the NYSDEC and changed in January 2005.

B - The analyte is present in the associated method blank.
D - Result reported from a secondary dilution analysis.
E - Concentration exceeds the calibration range; Result is estimated.
J - Indicates an estimated value.
µg/L - micrograms per liter

MONITORING WELL GROUNDWATER ANALYTICAL RESULT SUMMARY
FORMER CARBORUNDUM COMPANY
SANBORN, NEW YORK

Well ID: **B-46M**

Date	Lab Sample ID	Method	Carbon tetrachloride (µg/L)	Chloroform (µg/L)	1,1-Dichloroethane (µg/L)	1,1-Dichloroethene (µg/L)	Methylene chloride (µg/L)	trans-1,2-Dichloroethene (µg/L)	cis-1,2-Dichloroethene (µg/L)	1,1,1-Trichloroethane (µg/L)	Trichloroethene (µg/L)	Tetrachloroethene (µg/L)	Vinyl chloride (µg/L)	Total
11/1/2000	A0784702	8021	< 1.2	1.5	0.23 J	< 1	< 2.5	1.6	39	< 1	3.4	< 1	2.1	47.83
11/14/2000	A0833403	624	< 1.2	< 1.5	< 1.8	< 1.4	< 2.5	< 1.8	130 E	< 1.1	3.9	< 1.1	2.1	136
12/13/2000	A0910402	8021	< 1.6	< 1.6	< 1.6	< 1.6	3	2.4	130	< 1.6	7.2	< 1.6	5.2	147.8
1/17/2001	A1052405	8021	< 1.2	0.62 J	< 1	< 1	1.4 J	2.3	54	< 1	2.8	< 1	3.2	64.32
4/18/2001	A1361304	624	< 0.24	< 0.3	< 0.36	< 0.28	< 0.5	< 0.36	5.8	< 0.22	0.26	< 0.22	< 0.36	6.06
7/18/2001	A1682905	8021	< 1.2	< 1	< 1	< 1	< 2.5	0.32 J	29	< 1	1.7	< 1	0.61 J	31.63
10/12/2001	A1A01004	8021	< 1.2	< 1	< 1	< 1	< 2.5	0.46 J	41	< 1	1.1 J	< 1	2.3	44.86
1/15/2002	A2039405	8021	< 1.2	< 1	< 1	< 1	< 2.5	0.46 J	31	< 1	1.3	< 1	1.7 J	34.46
4/9/2002	A2332611	8260	< 1.2	< 1	0.28 J	0.23 J	< 2.5	0.88 J	62 D	< 1	2.7	< 1	1.8	67.89
7/9/2002	A2695508	8021	< 1.2	< 1	< 1	< 1	< 2.5	< 1	52	< 1	< 1.2	< 1	< 1.8	52
10/3/2002	A2980608	8021	< 1.6	< 1.6	< 1.6	< 1.6	< 2.5	< 1.6	120	< 1.6	6.6	< 1.6	3.3	129.9
1/14/2003	A3043003	8021	< 1.2	< 1	< 1	< 1	< 2.5	1.1	58	< 1	3.4	< 1	2.9	65.4
4/8/2003	A3329705	8021	< 1.2	< 1	< 1	< 1	< 2.5	< 1	12	< 1	0.44 J	< 1	0.52 J	12.96
7/2/2003	A3639701	8021	< 1.2	< 1	< 1	< 1	< 2.5	< 1	36	< 1	< 1.2	< 1	1.4 J	37.4
10/9/2003	A3978812	8021	< 2.3	< 1	< 1	< 1.3	< 2.5	< 1	150	< 1	5.1	< 1	3.8	158.9
1/8/2004	A4026306	8021	< 1.2	< 1	< 1	< 1	< 2.5	< 1	23	< 1	1.5	< 1	1.1 J	25.6
4/13/2004	A4331506	8021	< 1.4	< 1	< 1	< 1	< 2.5	< 1	82	< 1	6.9	< 1	2.5	91.4
6/30/2004	A4619405	8021	< 1.4	< 1	1.3	< 1	< 2.5	2.6	120	< 1	8.7	< 1	6.4	139
10/22/2004	A4A47805	8021	< 1	< 1	0.67 J	< 1	< 1	1.7	130 D	< 1	9.2	< 1	4.1	145.67
1/13/2005	A5036407	8260	< 1.2	< 1.6	< 1.9	< 1	< 2.5	1.8	100	< 1.3	11	< 1.3	5.4	118.2
4/5/2005	A5317609	8260	< 1.2	< 1	< 1	< 1	< 2.5	< 1	1.8	< 1	< 1.2	< 1	< 1.8	1.8
7/12/2005	A5733104	8260/5M	< 1.2	< 1	0.57 J	< 1	< 2.5	1.6	82	< 1	8.2	< 1	5.6	97.97
7/20/2006	6G21005-01	8260	< 1	< 1	< 1	< 1	3	1	59	< 1	7	< 1	4	74
7/10/2007	7G11015-11	8260	< 1	< 1	< 1	< 1	< 2	< 1	33	< 1	5	< 1	2	40
7/25/2008	5426034	8260	< 1	< 0.8	< 1	< 0.8	< 2	< 0.8	18	< 0.8	1.2 J	< 0.8	2.7 J	21.9
7/14/2009	5723629	8260	< 1	< 0.8	< 1	< 0.8	< 2	< 0.8	28	< 0.8	4.3 J	< 0.8	3.2 J	35.5
7/13/2010	6031617	8260	< 1	< 0.8	< 1	< 0.8	< 2	< 0.8	29	< 0.8	7.7	< 0.8	2.7 J	39.4
7/19/2011	6350138	8260	< 1	< 0.8	< 1	< 0.8	< 2	< 0.8	38	< 0.8	8.9	< 0.8	3 J	49.9
7/12/2012	6719403	8260	< 1	< 0.8	< 1	< 0.8	< 2	< 0.8	46	< 0.8	10	< 0.8	3.3 J	59.3
7/15/2013	7128197	8260	< 1	< 0.8	< 1	< 0.8	< 2	< 0.8	49	< 0.8	10	< 0.8	2.5 J	61.5
7/14/2014	7532399	8260	< 0.5	< 0.5	< 0.5	< 0.5	< 2	0.51 J	32	< 0.5	5.1	< 0.5	1.9	39.51
7/14/2015	7967359	SW8260C	< 0.5	< 0.5	< 0.5	< 0.5	< 2	1.2	55	< 0.5	14	< 0.5	2.4	72.6
12/5/2016	240-73125-2	8260C	< 3.3	< 3.3	< 3.3	< 3.3	< 3.3	0.97 J	66	< 3.3	14	< 3.3	7.6	88.57
4/28/2017	240-78929-2	8260C	< 1.0	< 1.0	< 1.0	< 1.0	< 1.0	0.67 J	16	< 1.0	8.9	< 1.0	0.80 J	26.37
4/12/2018	240-94116-14	8260C	< 1.0	< 1.0	< 1.0	< 1.0	< 1.0	0.81 J	37	< 1.0	8.3	< 1.0	2.7	48.81
4/8/2019	240-110803-8	8260C	< 2.0	< 2.0	1.0 J	< 2.0	< 10	1.5 J	41	0.84 J	55	< 2.0	0.45 J	99.79
3/27/2020	240-128359-7	8260C	< 2	0.3 J	1.1 J	< 2.0	< 10	1.6 J	59	0.95 J	68	< 2.0	2.1	133.05
4/20/2021	240-147939-9	8260C	< 1.0	0.58 J	0.52 J	0.21 J	< 5.0	1.4	47	0.28 J	28	< 1.0	3.4	81.39
4/12/2022	240-165066-1	8260C	< 2.0	< 2.0	< 2.0	< 2.0	< 10	1.3 J	36	< 2.0	72	< 2.0	< 2.0	109.3
3/21/2023	240-182590-33	8260D	< 4.0	< 4.0	< 4.0	< 4.0	< 20	< 4.0	78	< 4.0	110	< 4.0	2.6 J	190.6
4/16/2024	240-203148-11	8260D	< 4.0	< 4.0	< 4.0	< 4.0	< 20	3.0 J	200	< 4.0	8.8	< 4.0	26	237.8

< - Indicates parameter was analyzed for, but not detected at or above the reporting limit
To Address the NYSDEC concerns regarding the presentation and plotting of non-detected values, the data for 2001 to 2004 has been reevaluated and interpreted as follows:
1) Non-detected concentrations have been represented as '<' for reporting purposes.
2) Total VOCs have been recalculated and represented as the sum of the detected parameters shown on this table.
3) The method change to 8260 was approved by the NYSDEC and changed in January 2005.

B - The analyte is present in the associated method blank.
D - Result reported from a secondary dilution analysis.
E - Concentration exceeds the calibration range; Result is estimated.
J - Indicates an estimated value.
µg/L - micrograms per liter

MONITORING WELL GROUNDWATER ANALYTICAL RESULT SUMMARY
FORMER CARBORUNDUM COMPANY
SANBORN, NEW YORK

Well ID: **B-48M**

Date	Lab Sample ID	Method	Carbon tetrachloride (µg/L)	Chloroform (µg/L)	1,1-Dichloroethane (µg/L)	1,1-Dichloroethene (µg/L)	Methylene chloride (µg/L)	trans-1,2-Dichloroethene (µg/L)	cis-1,2-Dichloroethene (µg/L)	1,1,1-Trichloroethane (µg/L)	Trichloroethene (µg/L)	Tetrachloroethene (µg/L)	Vinyl chloride (µg/L)	Total
4/20/2000	A0263903	8021	< 1.2	< 1	< 1	< 1	< 2.5	< 1	26	< 1	89	< 1	< 1.8	115
7/17/2000	A0500402	8021	< 1.2	< 1	< 1	< 1	2.9	< 1	32	< 1	48	< 1	5.9	88.8
10/24/2000	A0760706	8021	< 1.2	< 1	< 1	< 1	< 2.5	2.5	70	< 1	32	< 1	14	118.5
1/15/2001	A1041306	8021	< 1.2	< 1	< 1	< 1	< 2.5	5.8	77	< 1	31	< 1	18	131.8
4/25/2001	A1382104	8021	< 1.2	< 1	< 1	< 1	< 2.5	< 1	10	< 1	37	< 1	< 1.8	47
7/11/2001	A1648712	8021	< 1.2	0.84 J	< 1	< 1	1.2 J	2.6	90	< 1	9.6	< 1	25	129.24
10/17/2001	A1A23302	8021	< 2	< 2	< 2	< 2	3.1	< 2	13	< 2	170	< 2	< 2	186.1
1/24/2002	A2076709	8021	< 1.2	< 1	< 1	< 1	< 2.5	0.63 J	9.7	< 1	15	< 1	< 1.8	25.33
4/15/2002	A2370204	8021	< 1.2	< 1	< 1	< 1	< 2.5	0.46 J	7.8	< 1	22	< 1	< 1.8	30.26
7/16/2002	A2722917	8021	< 1.2	< 1	< 1	< 1	< 2.5	0.53 J	8.2	< 1	25	< 1	< 1.8	33.73
10/9/2002	A2A07505	8021	< 1.2	< 1	< 1	< 1	< 2.5	< 1	8.2	< 1	17	< 1	< 1.8	25.2
1/23/2003	A3075203	8021	< 1.2	< 1	< 1	< 1	< 2.5	< 1	7.9	< 1	15	< 1	< 1.8	22.9
4/28/2003	A3399701	8021	< 1.2	< 1	< 1	< 1	< 2.5	1	16	< 1	20	< 1	0.55 J	37.55
7/18/2003	A3689002	8021	< 1.2	< 1	< 1	< 1	< 2.5	0.67 J	12	< 1	13	< 1	< 1.8	25.67
10/22/2003	A3A28304	8021	< 1.2	< 1	< 1	< 1	< 2.5	< 1	10	< 1	13	< 1	< 1.8	23
1/22/2004	A4057103	8021	< 1.2	< 1	< 1	< 1	< 2.5	< 1	3	< 1	6.5	< 1	< 1.8	9.5
4/27/2004	A4387502	8021	< 1.2	< 1	< 1	< 1	< 2.5	< 1	3.2	< 1	8.5	< 1	< 1.8	11.7
7/13/2004	A4663802	8021	< 1.2	< 1	< 1	< 1	< 2.5	< 1	2.6	< 1	6.7	< 1	< 1.8	9.3
10/13/2004	A4A09401	8021	< 1	< 1	< 1	< 1	< 1	< 1	4.1	< 1	6.6	< 1	< 1	10.7
1/12/2005	A5036102	8260	< 1.2	< 1	< 1	< 1	< 2.5	< 1	1.4	< 1	5	< 1	< 1.8	6.4
4/21/2005	A5402002	8260	< 1.2	< 1	< 1	< 1	< 2.5	< 1	1	< 1	4.6	< 1	< 1.8	5.6
7/21/2005	A5768402	8260/5M	< 1.2	< 1	< 1	< 1	< 2.5	< 1	1.6	< 1	5.6	< 1	< 1.8	7.2
10/20/2005	A5B92002	8260	< 1.2	< 1	< 1	< 1	< 2.5	< 1	2.3	< 1	6.1	< 1	< 1.8	8.4
1/24/2006	A6089114	8260	< 1.2	< 1	< 1	< 1	< 2.5	< 1	0.79 J	< 1	2.2	< 1	< 1.8	2.99
4/18/2006	6D19002-01	8260	< 1	< 1	< 1	< 1	2	< 1	< 1	< 1	3	< 1	< 2	5
7/21/2006	6G21018-01	8260	< 1	< 1	< 1	< 1	< 2	< 1	2	< 1	4	< 1	< 2	6
10/12/2006	6J16007-03	8260	< 1	< 1	< 1	< 1	< 2	< 1	< 1	< 1	2	< 1	< 2	2
1/5/2007	7A05012-01	8260	< 1	< 1	< 1	< 1	< 2	< 1	< 1	< 1	2	< 1	< 2	2
4/11/2007	7D12002-01	8260	< 1	< 1	< 1	< 1	< 2	< 1	< 1	< 1	3	< 1	< 2	3
7/12/2007	7G13019-06	8260	< 1	< 1	< 1	< 1	< 2	< 1	< 1	< 1	2	< 1	< 2	2
10/11/2007	7J12012-07	8260	< 1	< 1	< 1	< 1	< 2	< 1	< 1	< 1	1	< 1	< 2	1
1/8/2008	8A09005-02	8260	< 1	< 1	< 1	< 1	< 2	< 1	< 1	< 1	1	< 1	< 2	1
4/10/2008	8D11008-04	8260	< 1	< 1	< 1	< 1	< 2	< 1	< 1	< 1	3	< 1	< 2	3
7/24/2008	5424628	8260	< 1	< 0.8	< 1	< 0.8	< 2	< 0.8	0.95 J	< 0.8	2.9 J	< 0.8	< 1	3.85
10/15/2008	5499971	8260	< 1	< 0.8	< 1	< 0.8	< 2	< 0.8	1.4 J	< 0.8	2.9 J	< 0.8	< 1	4.3
1/14/2009	5577591	8260	< 1	< 0.8	< 1	< 0.8	< 2	< 0.8	1.3 J	< 0.8	2.7 J	< 0.8	< 1	4
4/14/2009	5646767	8260	< 1	< 0.8	< 1	< 0.8	< 2	< 0.8	1 J	< 0.8	2.9 J	< 0.8	< 1	3.9
7/9/2009	5720681	8260	< 1	< 0.8	< 1	< 0.8	< 2	< 0.8	1.1 J	< 0.8	2.4 J	< 0.8	< 1	3.5
10/5/2009	5797960	8260	< 1	< 0.8	< 1	< 0.8	< 2	< 0.8	0.91 J	< 0.8	2.3 J	< 0.8	< 1	3.21
1/21/2010	5889955	8260	< 1	< 0.8	< 1	< 0.8	< 2	< 0.8	< 0.8	< 0.8	< 1	< 0.8	< 1	0
4/14/2010	5954142	8260	< 1	< 0.8	< 1	< 0.8	< 2	< 0.8	< 0.8	< 0.8	1.7 J	< 0.8	< 1	1.7
7/14/2010	6032690	8260	< 1	< 0.8	< 1	< 0.8	< 2	< 0.8	< 0.8	< 0.8	1.7 J	< 0.8	< 1	1.7
10/14/2010	6113374	8260	< 1	< 0.8	< 1	< 0.8	< 2	< 0.8	< 0.8	< 0.8	1.5 J	< 0.8	< 1	1.5
1/25/2011	6191898	8260	< 1	< 0.8	< 1	< 0.8	< 2	< 0.8	< 0.8	< 0.8	< 1	< 0.8	< 1	0
4/18/2011	6261654	8260	< 1	< 0.8	< 1	< 0.8	< 2	< 0.8	< 0.8	< 0.8	1.5 J	< 0.8	< 1	1.5
7/20/2011	6352284	8260	< 1	< 0.8	< 1	< 0.8	< 2	< 0.8	< 0.8	< 0.8	1.2 J	< 0.8	< 1	1.2

< - Indicates parameter was analyzed for, but not detected at or above the reporting limit
To Address the NYSDEC concerns regarding the presentation and plotting of non-detected values, the data for 2001 to 2004 has been reevaluated and interpreted as follows:
1) Non-detected concentrations have been represented as '<' for reporting purposes.
2) Total VOCs have been recalculated and represented as the sum of the detected parameters shown on this table.
3) The method change to 8260 was approved by the NYSDEC and changed in January 2005.

B - The analyte is present in the associated method blank.
D - Result reported from a secondary dilution analysis.
E - Concentration exceeds the calibration range; Result is estimated.
J - Indicates an estimated value.
µg/L - micrograms per liter

Well ID: **B-48M**

Date	Lab Sample ID	Method	Carbon tetrachloride (µg/L)	Chloroform (µg/L)	1,1-Dichloroethane (µg/L)	1,1-Dichloroethene (µg/L)	Methylene chloride (µg/L)	trans-1,2-Dichloroethene (µg/L)	cis-1,2-Dichloroethene (µg/L)	1,1,1-Trichloroethane (µg/L)	Trichloroethene (µg/L)	Tetrachloroethene (µg/L)	Vinyl chloride (µg/L)	Total
10/11/2011	6434705	8260	< 1	< 0.8	< 1	< 0.8	< 2	< 0.8	< 0.8	< 0.8	< 1	< 0.8	< 1	0
1/18/2012	6526474	8260	< 1	< 0.8	< 1	< 0.8	< 2	< 0.8	< 0.8	< 0.8	< 1	< 0.8	< 1	0
4/10/2012	6612012	8260	< 1	< 0.8	< 1	< 0.8	< 2	< 0.8	< 0.8	< 0.8	2.1 J	< 0.8	< 1	2.1
7/18/2012	6726438	8260	< 1	< 0.8	< 1	< 0.8	< 2	< 0.8	< 0.8	< 0.8	< 1	< 0.8	< 1	0
10/2/2012	6810735	8260	< 1	< 0.8	< 1	< 0.8	< 2	< 0.8	< 0.8	< 0.8	< 1	< 0.8	< 1	0
1/22/2013	6931411	8260	< 1	< 0.8	< 1	< 0.8	< 2	< 0.8	< 0.8	< 0.8	1 J	< 0.8	< 1	1
4/3/2013	7010222	8260	< 1	< 0.8	< 1	< 0.8	< 2	< 0.8	< 0.8	< 0.8	1.8 J	< 0.8	< 1	1.8
7/9/2013	7122577	8260	< 1	< 0.8	< 1	< 0.8	< 2	< 0.8	< 0.8	< 0.8	1.2 J	< 0.8	< 1	1.2
11/13/2013	7276543	8260	< 1	< 0.8	< 1	< 0.8	< 2	< 0.8	< 0.8	< 0.8	< 1	< 0.8	< 1	0
1/16/2014	7340028	8260	< 1	< 0.8	< 1	< 0.8	< 2	< 0.8	< 0.8	< 0.8	< 1	< 0.8	< 1	0
4/23/2014	7440681	8260	< 0.5	< 0.5	< 0.5	< 0.5	< 2	< 0.5	< 0.5	< 0.5	3.3	< 0.5	< 0.5	3.3
7/8/2014	7526292	8260	< 0.5	< 0.5	< 0.5	< 0.5	< 2	< 0.5	< 0.5	< 0.5	0.86 J	< 0.5	< 0.5	0.86
10/3/2014	7625311	8260	< 0.5	< 0.5	< 0.5	< 0.5	< 2	< 0.5	< 0.5	< 0.5	0.76 J	< 0.5	< 0.5	0.76
1/7/2015	7732750	8260	< 0.5	< 0.5	< 0.5	< 0.5	< 2	< 0.5	< 0.5	< 0.5	1.2	< 0.5	< 0.5	1.2
4/16/2015	7850968	8260	< 0.5	< 0.5	< 0.5	< 0.5	< 2	< 0.5	< 0.5	< 0.5	1.2	< 0.5	< 0.5	1.2
7/8/2015	7960002	SW8260C	< 0.5	< 0.5	< 0.5	< 0.5	< 2	< 0.5	< 0.5	< 0.5	0.77 J	< 0.5	< 0.5	0.77
10/5/2015	8077925	SW8260C	< 0.5	< 0.5	< 0.5	< 0.5	< 2	< 0.5	< 0.5	< 0.5	< 0.5	< 0.5	< 0.5	0
1/6/2016	8197843	SW8260C	< 0.5	< 0.5	< 0.5	< 0.5	< 2	< 0.5	< 0.5	< 0.5	0.5 J	< 0.5	< 0.5	0.5
12/9/2016	240-73270-17	8260C	< 1.0	< 1.0	< 1.0	< 1.0	< 1.0	< 1.0	0.33 J	< 1.0	0.66 J	< 1.0	< 1.0	0.99
5/2/2017	240-79083-2	8260C	< 1.0	< 1.0	< 1.0	< 1.0	< 1.0	< 1.0	< 1.0	< 1.0	0.57 J	< 1.0	< 1.0	0.57
4/17/2018	240-94331-12	8260C	< 1.0	< 1.0	< 1.0	< 1.0	< 1.0	< 1.0	< 1.0	< 1.0	0.68 J	< 1.0	< 1.0	0.68
4/9/2019	240-110803-13	8260C	< 1.0	< 1.0	< 1.0	< 1.0	< 5.0	< 1.0	0.27 J	< 1.0	0.73 J	< 1.0	< 1.0	1
3/30/2020	240-128375-15	8260C	< 1	< 1	< 1.0	< 1.0	< 5	< 1.0	0.22 J	< 1.0	< 1.0	< 1.0	< 1.0	0.22
4/22/2021	240-148022-6	8260C	< 1.0	< 1.0	< 1.0	< 1.0	< 5.0	< 1.0	0.34 J	< 1.0	0.72 J	< 1.0	< 1.0	1.06
4/14/2022	240-165119-8	8260C	< 1.0	< 1.0	< 1.0	< 1.0	< 5.0	< 1.0	< 1.0	< 1.0	0.63 J	< 1.0	< 1.0	0.63
3/20/2023	240-182590-34	8260D	< 1.0	< 1.0	< 1.0	< 1.0	< 5.0	< 1.0	< 1.0	< 1.0	< 1.0	< 1.0	< 1.0	0
4/18/2024	240-203148-35	8260D	< 1.0	< 1.0	< 1.0	< 1.0	< 5.0	< 1.0	< 1.0	< 1.0	0.46 J	< 1.0	< 1.0	0.46

< - Indicates parameter was analyzed for, but not detected at or above the reporting limit
To Address the NYSDEC concerns regarding the presentation and plotting of non-detected values, the data for 2001 to 2004 has been reevaluated and interpreted as follows:

1) Non-detected concentrations have been represented as '<' for reporting purposes.
2) Total VOCs have been recalculated and represented as the sum of the detected parameters shown on this table.
3) The method change to 8260 was approved by the NYSDEC and changed in January 2005.

B - The analyte is present in the associated method blank.
D - Result reported from a secondary dilution analysis.
E - Concentration exceeds the calibration range; Result is estimated.
J - Indicates an estimated value.
µg/L - micrograms per liter

MONITORING WELL GROUNDWATER ANALYTICAL RESULT SUMMARY
FORMER CARBORUNDUM COMPANY
SANBORN, NEW YORK

Well ID: **B-49M**

Date	Lab Sample ID	Method	Carbon tetrachloride (µg/L)	Chloroform (µg/L)	1,1-Dichloroethane (µg/L)	1,1-Dichloroethene (µg/L)	Methylene chloride (µg/L)	trans-1,2-Dichloroethene (µg/L)	cis-1,2-Dichloroethene (µg/L)	1,1,1-Trichloroethane (µg/L)	Trichloroethene (µg/L)	Tetrachloroethene (µg/L)	Vinyl chloride (µg/L)	Total
4/20/2000	A0263902	8021	< 1.2	1.4	< 1	< 1	< 2.5	< 1	2	< 1	8	< 1	< 1.8	11.4
7/17/2000	A0500401	8021	< 1.2	< 1	< 1	< 1	< 2.5	< 1	2	< 1	1.6	< 1	< 1.8	3.6
10/24/2000	A0760707	8021	< 1.2	< 1	< 1	< 1	< 2.5	< 1	< 1	< 1	1.1 J	< 1	< 1.8	1.1
1/15/2001	A1041305	8021	< 1.2	< 1	< 1	< 1	< 2.5	< 1	2.2	< 1	0.55 J	< 1	< 1.8	2.75
4/25/2001	A1382103	8021	< 1.2	< 1	< 1	< 1	< 2.5	< 1	0.72 J	< 1	2.3	< 1	< 1.8	3.02
7/11/2001	A1648717	8021	< 1.2	< 1	< 1	< 1	< 2.5	< 1	0.74 J	< 1	1.8	< 1	< 1.8	2.54
10/17/2001	A1A23301	8021	< 2	< 2	< 2	< 2	< 2.5	< 2	2.2	< 2	120	< 2	< 2	122.2
1/24/2002	A2076706	8021	< 2	< 2	< 2	< 2	3.2	< 2	< 2	< 2	< 2	< 2	< 2	3.2
4/15/2002	A2370201	8021	< 1.2	< 1	< 1	< 1	< 2.5	< 1	< 1	< 1	0.45 J	< 1	< 1.8	0.45
7/15/2002	A2722904	8021	< 1.2	< 1	< 1	< 1	< 2.5	< 1	< 1	< 1	< 1.2	< 1	< 1.8	0
10/9/2002	A2A07504	8021	< 1.2	< 1	< 1	< 1	< 2.5	< 1	< 1	< 1	< 1.2	< 1	< 1.8	0
1/22/2003	A3068903	8021	< 1.2	< 1	< 1	< 1	< 2.5	< 1	< 1	< 1	< 1.2	< 1	< 1.8	0
4/23/2003	A3376303	8021	< 1.2	< 1	< 1	< 1	< 2.5	< 1	< 1	< 1	< 1.2	< 1	< 1.8	0
7/18/2003	A3689001	8021	< 1.2	< 1	< 1	< 1	< 2.5	< 1	< 1	< 1	0.31 J	< 1	< 1.8	0.31
10/22/2003	A3A21904	8021	< 1.2	< 1	< 1	< 1	< 2.5	< 1	< 1	< 1	< 1.2	< 1	< 1.8	0
1/22/2004	A4057102	8021	< 1.2	< 1	< 1	< 1	< 2.5	< 1	< 1	< 1	< 1.2	< 1	< 1.8	0
7/13/2004	A4663803	8021	< 1.2	< 1	< 1	< 1	< 2.5	< 1	< 1	< 1	< 1.2	< 1	< 1.8	0
10/13/2004	A4A09402	8021	< 1	< 1	< 1	< 1	< 1	< 1	< 1	< 1	< 1	< 1	< 1	0
1/12/2005	A5036103	8260	< 1.2	< 1	< 1	< 1	< 2.5	< 1	< 1	< 1	< 1.2	< 1	< 1.8	0
4/21/2005	A5402003	8260	< 1.2	< 1	< 1	< 1	< 2.5	< 1	< 1	< 1	< 1.2	< 1	< 1.8	0
7/21/2005	A5768403	8260/5M	< 1.2	< 1	< 1	< 1	< 2.5	< 1	0.51 J	< 1	2.6	< 1	< 1.8	3.11
10/20/2005	A5B92003	8260	< 1.2	< 1	< 1	< 1	< 2.5	< 1	< 1	< 1	< 1.2	< 1	< 1.8	0
1/24/2006	A6089115	8260	< 1.2	< 1	< 1	< 1	< 2.5	< 1	< 1	< 1	< 1.2	< 1	< 1.8	0
4/18/2006	6D19002-02	8260	< 1	< 1	< 1	< 1	2	< 1	< 1	< 1	< 1	< 1	< 2	2
7/21/2006	6G21018-02	8260	< 1	< 1	< 1	< 1	< 2	< 1	< 1	< 1	< 1	< 1	< 2	0
10/12/2006	6J16007-04	8260	< 1	< 1	< 1	< 1	< 2	< 1	< 1	< 1	< 1	< 1	< 2	0
1/5/2007	7A05012-02	8260	< 1	< 1	< 1	< 1	5 B	< 1	< 1	< 1	< 1	< 1	< 2	5
4/11/2007	7D12002-02	8260	< 1	< 1	< 1	< 1	< 2	< 1	< 1	< 1	< 1	< 1	< 2	0
7/12/2007	7G13019-09	8260	< 1	< 1	< 1	< 1	< 2	< 1	< 1	< 1	< 1	< 1	< 2	0
10/11/2007	7J12012-08	8260	< 1	< 1	< 1	< 1	< 2	< 1	< 1	< 1	< 1	< 1	< 2	0
1/8/2008	8A09005-03	8260	< 1	< 1	< 1	< 1	< 2	< 1	< 1	< 1	1	< 1	< 2	1
4/10/2008	8D11008-05	8260	< 1	< 1	< 1	< 1	2	< 1	< 1	< 1	< 1	< 1	< 2	2
7/16/2008	5417445	8260	< 1	< 0.8	< 1	< 0.8	< 2	< 0.8	< 0.8	< 0.8	< 1	< 0.8	< 1	0
10/15/2008	5499972	8260	< 1	< 0.8	< 1	< 0.8	< 2	< 0.8	< 0.8	< 0.8	< 1	< 0.8	< 1	0
1/14/2009	5577588	8260	< 1	< 0.8	< 1	< 0.8	< 2	< 0.8	< 0.8	< 0.8	< 1	< 0.8	< 1	0
4/14/2009	5646768	8260	< 1	< 0.8	< 1	< 0.8	< 2	< 0.8	< 0.8	< 0.8	< 1	< 0.8	< 1	0
7/9/2009	5720679	8260	< 1	< 0.8	< 1	< 0.8	< 2	< 0.8	< 0.8	< 0.8	< 1	< 0.8	< 1	0
10/5/2009	5797959	8260	< 1	< 0.8	< 1	< 0.8	< 2	< 0.8	< 0.8	< 0.8	< 1	< 0.8	< 1	0
1/21/2010	5889957	8260	< 1	< 0.8	< 1	< 0.8	< 2	< 0.8	< 0.8	< 0.8	< 1	< 0.8	< 1	0
4/14/2010	5954141	8260	< 1	< 0.8	< 1	< 0.8	< 2	< 0.8	< 0.8	< 0.8	< 1	< 0.8	< 1	0
7/14/2010	6032691	8260	< 1	< 0.8	< 1	< 0.8	< 2	< 0.8	< 0.8	< 0.8	< 1	< 0.8	< 1	0
10/14/2010	6113375	8260	< 1	< 0.8	< 1	< 0.8	< 2	< 0.8	< 0.8	< 0.8	< 1	< 0.8	< 1	0
1/25/2011	6191901	8260	< 1	< 0.8	< 1	< 0.8	< 2	< 0.8	< 0.8	< 0.8	< 1	< 0.8	< 1	0
4/18/2011	6261655	8260	< 1	< 0.8	< 1	< 0.8	< 2	< 0.8	< 0.8	< 0.8	< 1	< 0.8	< 1	0
7/20/2011	6352287	8260	< 1	< 0.8	< 1	< 0.8	< 2	< 0.8	< 0.8	< 0.8	< 1	< 0.8	< 1	0
10/11/2011	6434706	8260	< 1	< 0.8	< 1	< 0.8	< 2	< 0.8	< 0.8	< 0.8	< 1	< 0.8	< 1	0

< - Indicates parameter was analyzed for, but not detected at or above the reporting limit
To Address the NYSDEC concerns regarding the presentation and plotting of non-detected values, the data for 2001 to 2004 has been reevaluated and interpreted as follows:
1) Non-detected concentrations have been represented as '<' for reporting purposes.
2) Total VOCs have been recalculated and represented as the sum of the detected parameters shown on this table.
3) The method change to 8260 was approved by the NYSDEC and changed in January 2005.

B - The analyte is present in the associated method blank.
D - Result reported from a secondary dilution analysis.
E - Concentration exceeds the calibration range; Result is estimated.
J - Indicates an estimated value.
µg/L - micrograms per liter

Well ID: **B-49M**

Date	Lab Sample ID	Method	Carbon tetrachloride (µg/L)	Chloroform (µg/L)	1,1-Dichloroethane (µg/L)	1,1-Dichloroethene (µg/L)	Methylene chloride (µg/L)	trans-1,2-Dichloroethene (µg/L)	cis-1,2-Dichloroethene (µg/L)	1,1,1-Trichloroethane (µg/L)	Trichloroethene (µg/L)	Tetrachloroethene (µg/L)	Vinyl chloride (µg/L)	Total
1/17/2012	6524428	8260	< 1	< 0.8	< 1	< 0.8	< 2	< 0.8	< 0.8	< 0.8	< 1	< 0.8	< 1	0
4/11/2012	6613965	8260	< 1	< 0.8	< 1	< 0.8	< 2	< 0.8	< 0.8	< 0.8	1.8 J	< 0.8	< 1	1.8
7/18/2012	6726440	8260	< 1	< 0.8	< 1	< 0.8	< 2	< 0.8	< 0.8	< 0.8	< 1	< 0.8	< 1	0
10/2/2012	6810736	8260	< 1	< 0.8	< 1	< 0.8	< 2	< 0.8	< 0.8	< 0.8	< 1	< 0.8	< 1	0
1/22/2013	6931412	8260	< 1	< 0.8	< 1	< 0.8	< 2	< 0.8	< 0.8	< 0.8	< 1	< 0.8	< 1	0
4/3/2013	7010223	8260	< 1	< 0.8	< 1	< 0.8	< 2	< 0.8	< 0.8	< 0.8	< 1	< 0.8	< 1	0
7/9/2013	7122574	8260	< 1	< 0.8	< 1	< 0.8	< 2	< 0.8	< 0.8	< 0.8	< 1	< 0.8	< 1	0
11/13/2013	7276542	8260	< 1	< 0.8	< 1	< 0.8	< 2	< 0.8	< 0.8	< 0.8	< 1	< 0.8	< 1	0
1/16/2014	7340034	8260	< 1	< 0.8	< 1	< 0.8	< 2	< 0.8	< 0.8	< 0.8	< 1	< 0.8	< 1	0
4/23/2014	7440683	8260	< 0.5	< 0.5	< 0.5	< 0.5	< 2	< 0.5	< 0.5	< 0.5	1.6	< 0.5	< 0.5	1.6
7/8/2014	7526293	8260	< 0.5	< 0.5	< 0.5	< 0.5	< 2	< 0.5	< 0.5	< 0.5	< 0.5	< 0.5	< 0.5	0
10/3/2014	7625310	8260	< 0.5	< 0.5	< 0.5	< 0.5	< 2	< 0.5	< 0.5	< 0.5	< 0.5	< 0.5	< 0.5	0
1/7/2015	7732747	8260	< 0.5	< 0.5	< 0.5	< 0.5	< 2	< 0.5	< 0.5	< 0.5	< 0.5	< 0.5	< 0.5	0
4/16/2015	7850969	8260	< 0.5	< 0.5	< 0.5	< 0.5	< 2	< 0.5	< 0.5	< 0.5	< 0.5	< 0.5	< 0.5	0
7/8/2015	7960013	SW8260C	< 0.5	< 0.5	< 0.5	< 0.5	< 2	< 0.5	< 0.5	< 0.5	< 0.5	< 0.5	< 0.5	0
10/5/2015	8077924	SW8260C	< 0.5	< 0.5	< 0.5	< 0.5	< 2	< 0.5	< 0.5	< 0.5	< 0.5	< 0.5	< 0.5	0
1/6/2016	8197842	SW8260C	< 0.5	< 0.5	< 0.5	< 0.5	< 2	< 0.5	< 0.5	< 0.5	< 0.5	< 0.5	< 0.5	0
12/9/2016	240-73270-16	8260C	< 4.0	< 4.0	< 4.0	< 4.0	< 4.0	< 4.0	< 4.0	< 4.0	< 4.0	< 4.0	< 4.0	0
4/26/2017	240-78855-7	8260C	< 1.0	< 1.0	< 1.0	< 1.0	< 1.0	< 1.0	0.38 J	< 1.0	< 1.0	< 1.0	< 1.0	0.38
4/17/2018	240-94331-16	8260C	< 1.0	< 1.0	< 1.0	< 1.0	< 1.0	< 1.0	0.39 J	< 1.0	< 1.0	< 1.0	< 1.0	0.39
4/9/2019	240-110803-14	8260C	< 1.0	< 1.0	0.26 J	< 1.0	< 5.0	< 1.0	0.61 J	< 1.0	0.10 J	< 1.0	< 1.0	0.97
3/30/2020	240-128375-16	8260C	< 1	< 1	0.24 J	< 1.0	< 5	< 1.0	0.50 J	< 1.0	< 1.0	< 1.0	< 1.0	0.74
4/22/2021	240-148022-5	8260C	< 1.0	< 1.0	0.32 J	< 1.0	< 5.0	< 1.0	0.68 J	< 1.0	0.11 J	< 1.0	< 1.0	1.11
4/14/2022	240-165119-9	8260C	< 1.0	< 1.0	< 1.0	< 1.0	< 5.0	< 1.0	0.57 J	< 1.0	< 1.0	< 1.0	< 1.0	0.57
3/20/2023	240-182590-43	8260D	< 1.0	< 1.0	< 1.0	< 1.0	< 5.0	< 1.0	0.61 J	< 1.0	< 1.0	< 1.0	< 1.0	0.61
4/18/2024	240-203148-34	8260D	< 1.0	< 1.0	< 1.0	< 1.0	< 5.0	< 1.0	0.62 J	< 1.0	< 1.0	< 1.0	< 1.0	0.62

< - Indicates parameter was analyzed for, but not detected at or above the reporting limit
To Address the NYSDEC concerns regarding the presentation and plotting of non-detected values, the data for 2001 to 2004 has been reevaluated and interpreted as follows:

1) Non-detected concentrations have been represented as '<' for reporting purposes.
2) Total VOCs have been recalculated and represented as the sum of the detected parameters shown on this table.
3) The method change to 8260 was approved by the NYSDEC and changed in January 2005.

B - The analyte is present in the associated method blank.
D - Result reported from a secondary dilution analysis.
E - Concentration exceeds the calibration range; Result is estimated.
J - Indicates an estimated value.
µg/L - micrograms per liter

MONITORING WELL GROUNDWATER ANALYTICAL RESULT SUMMARY
FORMER CARBORUNDUM COMPANY
SANBORN, NEW YORK

Well ID: **B-50M**

Date	Lab Sample ID	Method	Carbon tetrachloride (µg/L)	Chloroform (µg/L)	1,1-Dichloroethane (µg/L)	1,1-Dichloroethene (µg/L)	Methylene chloride (µg/L)	trans-1,2-Dichloroethene (µg/L)	cis-1,2-Dichloroethene (µg/L)	1,1,1-Trichloroethane (µg/L)	Trichloroethene (µg/L)	Tetrachloroethene (µg/L)	Vinyl chloride (µg/L)	Total
10/14/1999		8260	< 1.2	< 1	< 1	< 1	< 2.5	< 1	1.3	< 1	13	< 1	< 1.8	14.3
1/11/2000	A0018406	8021	< 1.2	< 1	< 1	< 1	< 2.5	< 1	1.6	< 1	12	< 1	< 1.8	13.6
4/19/2000	A0259401	8021	< 1.2	< 1	< 1	< 1	< 2.5	< 1	1.9	< 1	11	< 1	< 1.8	12.9
7/11/2000	A0483114	8021	< 1.2	< 1	< 1	< 1	< 2.5	< 1	0.39 J	< 1	8.3	< 1	< 1.8	8.69
10/18/2000	A0751308	8021	< 1.2	< 1	< 1	< 1	< 2.5	< 1	0.28 J	< 1	6.9	< 1	< 1.8	7.18
1/16/2001	A1043903	8021	< 1.2	< 1	< 1	< 1	< 2.5	< 1	1.7	< 1	5.8	< 1	< 1.8	7.5
4/17/2001	A1345703	624	< 1.2	< 1.5	< 1.8	< 1.4	< 2.5	< 1.8	< 1.4	< 1.1	8.6	< 1.1	< 1.8	8.6
7/13/2001	A1663810	8021	< 1.2	< 1	< 1	< 1	< 2.5	< 1	0.32 J	< 1	6	< 1	< 1.8	6.32
10/10/2001	A1994704	8021	< 1.2	< 1	< 1	< 1	< 2.5	< 1	0.38 J	< 1	6.1	< 1	< 1.8	6.48
1/22/2002	A2066011	8021	< 1.2	< 1	< 1	< 1	< 2.5	< 1	2.2	< 1	10	< 1	< 1.8	12.2
4/11/2002	A2348303	8021	< 1.2	< 1	< 1	< 1	< 2.5	< 1	4.7	< 1	16	< 1	< 1.8	20.7
7/12/2002	A2713908	8021	< 1.2	< 1	< 1	< 1	< 2.5	< 1	7.2	< 1	19	< 1	< 1.8	26.2
10/8/2002	A2999310	8021	< 1.2	< 1	< 1	< 1	< 2.5	0.26 J	6	< 1	10	< 1	< 1.8	16.26
1/20/2003	A3060802	8021	< 1.2	< 1	< 1	< 1	< 2.5	< 1	1.9	< 1	9.8	< 1	< 1.8	11.7
4/29/2003	A3398703	8021	< 1.2	< 1	< 1	< 1	< 2.5	< 1	2.4	< 1	18	< 1	< 1.8	20.4
7/16/2003	A3683702	8021	< 1.2	< 1	< 1	< 1	< 2.5	0.2 J	3.6	< 1	14	< 1	< 1.8	17.8
10/16/2003	A3A09001	8021	< 1.2	< 1	< 1	< 1	< 2.5	< 1	< 1	< 1	< 1.2	< 1	< 1.8	0
4/23/2004	A4373002	8021	< 1.2	< 1	< 1	< 1	< 2.5	< 1	23	< 1	28	< 1	< 1.8	51
7/20/2004	A4682801	8021	< 1.2	< 1	< 1	< 1	< 2.5	< 1	20 E	< 1	30 E	< 1	< 1.8	50
7/20/2004	A4682801	8260	< 1.2	< 1	< 1	< 1	< 2.5	0.98 J	19	< 1	34	< 1	0.92 J	54.9
10/22/2004	A4A48002	8021	< 1	< 1	< 1	< 1	< 1	0.87 J	23	< 1	32	< 1	0.59 J	56.46
1/17/2005	A5044301	8260	< 1.2	< 1	< 1	< 1	< 2.5	0.67 J	12	< 1	27	< 1	< 1.8	39.67
4/19/2005	A5387501	8260	< 1.2	< 1	< 1	< 1	< 2.5	1.1	16	< 1	55 D	< 1	< 1.8	72.1
7/22/2005	A5778501	8260/5M	< 1.2	< 1	< 1	< 1	< 2.5	1.2	15	< 1	51	< 1	< 1.8	67.2
7/18/2006	6G19003-11	8260	< 1	< 1	< 1	< 1	< 2	< 1	14	< 1	44	< 1	< 2	58
7/12/2007	7G13019-01	8260	< 1	< 1	< 1	< 1	< 2	< 1	19	< 1	69	< 1	< 2	88
7/22/2008	5422168	8260	< 1	< 0.8	< 1	< 0.8	< 2	1.6 J	25	< 0.8	91	< 0.8	< 1	117.6
7/9/2009	5720686	8260	< 1	< 0.8	< 1	< 0.8	< 2	< 0.8	9.2	< 0.8	51	< 0.8	< 1	60.2
7/20/2010	6038215	8260	< 1	< 0.8	< 1	< 0.8	< 2	0.9 J	10	< 0.8	49	< 0.8	< 1	59.9
7/21/2011	6353676	8260	< 1	< 0.8	< 1	< 0.8	< 2	1 J	13	< 0.8	53	< 0.8	< 1	67
7/17/2012	6723847	8260	< 1	< 0.8	< 1	< 0.8	< 2	1.1 J	13	< 0.8	58	< 0.8	< 1	72.1
7/15/2013	7128201	8260	< 1	< 0.8	< 1	< 0.8	< 2	1.4 J	20	< 0.8	83	< 0.8	< 1	104.4
7/10/2014	7529505	8260	< 0.5	< 0.5	< 0.5	< 0.5	< 2	1.6	25	< 0.5	100	< 0.5	< 0.5	126.6
7/6/2015	7956064	SW8260C	< 0.5	0.65 J	< 0.5	< 0.5	< 2	1.5	23	< 0.5	89	< 0.5	< 0.5	114.15
12/7/2016	240-73270-4	8260C	< 3.3	< 3.3	< 3.3	< 3.3	< 3.3	1.2 J	15	< 3.3	78	< 3.3	< 3.3	94.2
5/4/2017	240-79160-9	8260C	< 2.5	< 2.5	< 2.5	< 2.5	< 2.5	1.3 J	17	< 2.5	75	< 2.5	< 2.5	93.3
11/3/2017	240-87694-5	8260C	< 2.5	< 2.5	< 2.5	< 2.5	< 2.5	1.6 J	20	< 2.5	86	< 2.5	< 2.5	107.6
4/13/2018	240-94116-17	8260C	< 5.0	< 5.0	< 5.0	< 5.0	16	1.8 J	21	< 5.0	130	< 5.0	< 5.0	168.8
9/28/2018	240-102125-17	8260C	< 2.0	0.30 J	< 2.0	< 2.0	< 10	1.6 J	20	< 2.0	94	< 2.0	< 2.0	115.9
4/4/2019	240-110627-13	8260C	< 2.0	0.32 J	< 2.0	< 2.0	< 10	1.7 J	25	< 2.0	88	< 2.0	0.43 J	115.45
11/21/2019	240-122893-4	624.1_L	< 2.5	< 2.5	< 2.5	< 2.5	< 13	2.1	28	< 2.5	130	< 2.5	< 2.5	160.1
3/25/2020	240-128236-8	8260C	< 5.0	< 5.0	< 5.0	< 5.0	< 25	2.0 J	24	< 5.0	120	< 5.0	< 5.0	146
10/29/2020	240-139252-6	8260C	< 5.0	< 5.0	< 5.0	< 5.0	< 25	1.8 J	18	< 5.0	110	< 5.0	< 5.0	129.8
4/23/2021	240-148185-4	8260C	< 5.0	< 5.0	< 5.0	< 5.0	< 25	1.5 J	20	< 5.0	94	< 5.0	< 5.0	115.5
10/27/2021	240-159076-12	8260C	< 5.0	< 5.0	< 5.0	< 5.0	< 25	< 5.0	28	< 5.0	130	< 5.0	< 5.0	158
4/13/2022	240-165066-9	8260C	< 5.0	< 5.0	< 5.0	< 5.0	< 25	< 5.0	26	< 5.0	130	< 5.0	< 5.0	156

< - Indicates parameter was analyzed for, but not detected at or above the reporting limit
To Address the NYSDEC concerns regarding the presentation and plotting of non-detected values, the data for 2001 to 2004 has been reevaluated and interpreted as follows:
1) Non-detected concentrations have been represented as '<' for reporting purposes.
2) Total VOCs have been recalculated and represented as the sum of the detected parameters shown on this table.
3) The method change to 8260 was approved by the NYSDEC and changed in January 2005.

B - The analyte is present in the associated method blank.
D - Result reported from a secondary dilution analysis.
E - Concentration exceeds the calibration range; Result is estimated.
J - Indicates an estimated value.
µg/L - micrograms per liter

Well ID: **B-50M**

Date	Lab Sample ID	Method	Carbon tetrachloride (µg/L)	Chloroform (µg/L)	1,1-Dichloroethane (µg/L)	1,1-Dichloroethene (µg/L)	Methylene chloride (µg/L)	trans-1,2-Dichloroethene (µg/L)	cis-1,2-Dichloroethene (µg/L)	1,1,1-Trichloroethane (µg/L)	Trichloroethene (µg/L)	Tetrachloroethene (µg/L)	Vinyl chloride (µg/L)	Total
10/19/2022	240-175103-11	8260D	< 5.0	< 5.0	< 5.0	< 5.0	< 25	< 5.0	18	< 5.0	110	< 5.0	< 5.0	128
3/24/2023	240-182590-11	8260D	< 5.0	< 5.0	< 5.0	< 5.0	< 25	< 5.0	31	< 5.0	140	< 5.0	< 5.0	171
10/20/2023	240-194049-19	8260D	< 5.0	< 5.0	< 5.0	< 5.0	< 25	< 5.0	29	< 5.0	150	< 5.0	< 5.0	179
4/18/2024	240-203148-31	8260D	< 5.0	< 5.0	< 5.0	< 5.0	< 25	< 5.0	34	< 5.0	160	< 5.0	< 5.0	194

< - Indicates parameter was analyzed for, but not detected at or above the reporting limit
To Address the NYSDEC concerns regarding the presentation and plotting of non-detected values, the data for 2001 to 2004 has been reevaluated and interpreted as follows:

1) Non-detected concentrations have been represented as '<' for reporting purposes.
2) Total VOCs have been recalculated and represented as the sum of the detected parameters shown on this table.
3) The method change to 8260 was approved by the NYSDEC and changed in January 2005.

B - The analyte is present in the associated method blank.
D - Result reported from a secondary dilution analysis.
E - Concentration exceeds the calibration range; Result is estimated.
J - Indicates an estimated value.
µg/L - micrograms per liter

MONITORING WELL GROUNDWATER ANALYTICAL RESULT SUMMARY
FORMER CARBORUNDUM COMPANY
SANBORN, NEW YORK

Well ID: B-51M

Date	Lab Sample ID	Method	Carbon tetrachloride (µg/L)	Chloroform (µg/L)	1,1-Dichloroethane (µg/L)	1,1-Dichloroethene (µg/L)	Methylene chloride (µg/L)	trans-1,2-Dichloroethene (µg/L)	cis-1,2-Dichloroethene (µg/L)	1,1,1-Trichloroethane (µg/L)	Trichloroethene (µg/L)	Tetrachloroethene (µg/L)	Vinyl chloride (µg/L)	Total
10/14/1999		8260	< 1.2	< 1	< 1	< 1	< 2.5	< 1	< 1	< 1	< 1.2	< 1	< 1.8	0
1/11/2000	A0018405	8021	< 1.2	< 1	< 1	< 1	< 2.5	< 1	< 1	< 1	< 1.2	< 1	< 1.8	0
4/19/2000	A0259402	8021	< 1.2	< 1	< 1	< 1	< 2.5	< 1	< 1	< 1	< 1.2	< 1	< 1.8	0
7/11/2000	A0483113	8021	< 1.2	< 1	< 1	< 1	< 2.5	< 1	< 1	< 1	< 1.2	< 1	< 1.8	0
10/18/2000	A0751307	8021	< 1.2	< 1	< 1	< 1	< 2.5	< 1	< 1	< 1	< 1.2	< 1	< 1.8	0
1/16/2001	A1043904	8021	< 1.2	< 1	< 1	< 1	< 2.5	< 1	< 1	< 1	< 1.2	< 1	< 1.8	0
4/17/2001	A1345701	624	< 1.2	< 1.5	< 1.8	< 1.4	< 2.5	< 1.8	< 1.4	< 1.1	< 1.2	< 1.1	< 1.8	0
7/13/2001	A1663815	8021	< 1.2	< 1	< 1	< 1	< 2.5	< 1	< 1	< 1	< 1.2	< 1	< 1.8	0
10/10/2001	A1994705	8021	< 1.2	< 1	< 1	< 1	< 2.5	< 1	< 1	< 1	< 1.2	< 1	< 1.8	0
1/17/2002	A2058503	8021	< 1.2	< 1	< 1	< 1	< 2.5	< 1	< 1	< 1	< 1.2	< 1	< 1.8	0
4/9/2002	A2332610	8260	< 1.2	< 1	< 1	< 1	< 2.5	< 1	< 1	< 1	< 1.2	< 1	< 1.8	0
7/10/2002	A2708307	8021	< 1.2	< 1	< 1	< 1	< 2.5	< 1	< 1	< 1	< 1.2	< 1	< 1.8	0
10/3/2002	A2980613	8021	< 1.2	< 1	< 1	< 1	< 2.5	< 1	< 1	< 1	< 1.2	< 1	< 1.8	0
1/15/2003	A3043009	8021	< 1.2	< 1	< 1	< 1	< 2.5	< 1	< 1	< 1	< 1.2	< 1	< 1.8	0
4/17/2003	A3361703	8021	< 1.2	< 1	< 1	< 1	< 2.5	< 1	< 1	< 1	< 1.2	< 1	< 1.8	0
7/15/2003	A3670610	8021	< 1.2	< 1	< 1	< 1	< 2.5	< 1	< 1	< 1	< 1.2	< 1	< 1.8	0
10/16/2003	A3A08902	8021	< 1.2	< 1	< 1	< 1	< 2.5	< 1	< 1	< 1	< 1.2	< 1	< 1.8	0
7/20/2004	A4682901	8021	< 1.2	< 1	< 1	< 1	< 2.5	< 1	< 1	< 1	< 1.2	< 1	< 1.8	0
4/22/2005	A5402102	8260	< 1.2	< 1	< 1	< 1	< 2.5	< 1	< 1	< 1	< 1.2	< 1	< 1.8	0
7/22/2005	A5778403	8260/5M	< 1.2	< 1	< 1	< 1	< 2.5	< 1	< 1	< 1	< 1.2	< 1	< 1.8	0
7/18/2006	6G19003-12	8260	< 1	< 1	< 1	< 1	4 B	< 1	< 1	< 1	< 1	< 1	< 2	4
7/11/2007	7G12003-08	8260	< 1	< 1	< 1	< 1	< 2	< 1	< 1	< 1	< 1	< 1	< 2	0
7/22/2008	5422169	8260	< 1	< 0.8	< 1	< 0.8	< 2	< 0.8	< 0.8	< 0.8	< 1	< 0.8	< 1	0
7/9/2009	5720688	8260	< 1	< 0.8	< 1	< 0.8	< 2	< 0.8	< 0.8	< 0.8	< 1	< 0.8	< 1	0

< - Indicates parameter was analyzed for, but not detected at or above the reporting limit
To Address the NYSDEC concerns regarding the presentation and plotting of non-detected values, the data for 2001 to 2004 has been reevaluated and interpreted as follows:
1) Non-detected concentrations have been represented as '<' for reporting purposes.
2) Total VOCs have been recalculated and represented as the sum of the detected parameters shown on this table.
3) The method change to 8260 was approved by the NYSDEC and changed in January 2005.

B - The analyte is present in the associated method blank.
D - Result reported from a secondary dilution analysis.
E - Concentration exceeds the calibration range; Result is estimated.
J - Indicates an estimated value.
µg/L - micrograms per liter

MONITORING WELL GROUNDWATER ANALYTICAL RESULT SUMMARY
FORMER CARBORUNDUM COMPANY
SANBORN, NEW YORK

Well ID: **B-52M**

Date	Lab Sample ID	Method	Carbon tetrachloride (µg/L)	Chloroform (µg/L)	1,1-Dichloroethane (µg/L)	1,1-Dichloroethene (µg/L)	Methylene chloride (µg/L)	trans-1,2-Dichloroethene (µg/L)	cis-1,2-Dichloroethene (µg/L)	1,1,1-Trichloroethane (µg/L)	Trichloroethene (µg/L)	Tetrachloroethene (µg/L)	Vinyl chloride (µg/L)	Total
10/14/1999		8260	< 1.2	< 1	< 1	< 1	< 2.5	< 1	< 1	< 1	< 1.2	< 1	< 1.8	0
1/11/2000	A0018411	8021	< 1.2	< 1	< 1	< 1	< 2.5	< 1	< 1	< 1	< 1.2	< 1	< 1.8	0
4/25/2000	A0275213	8021	< 1.2	< 1	< 1	< 1	< 2.5	< 1	< 1	< 1	< 1.2	< 1	< 1.8	0
7/12/2000	A0483102	8021	< 1.2	< 1	< 1	< 1	< 2.5	< 1	< 1	< 1	< 1.2	< 1	< 1.8	0
10/24/2000	A0760704	8021	< 1.2	< 1	< 1	< 1	< 2.5	< 1	< 1	< 1	< 1.2	< 1	< 1.8	0
1/18/2001	A1052402	8021	< 1.2	< 1	< 1	< 1	< 2.5	< 1	< 1	< 1	< 1.2	< 1	< 1.8	0
4/17/2001	A1345706	624	< 1.2	< 1.5	< 1.8	< 1.4	< 2.5	< 1.8	< 1.4	< 1.1	< 1.2	< 1.1	< 1.8	0
7/16/2001	A1674107	8021	< 1.2	< 1	< 1	< 1	< 2.5	< 1	< 1	< 1	< 1.2	< 1	< 1.8	0
10/16/2001	A1A17407	8021	< 1.2	< 1	< 1	< 1	< 2.5	< 1	< 1	< 1	< 1.2	< 1	< 1.8	0
1/17/2002	A2058504	8021	< 1.2	< 1	< 1	< 1	< 2.5	< 1	< 1	< 1	< 1.2	< 1	< 1.8	0
4/16/2002	A2369802	8021	< 1.2	< 1	< 1	< 1	< 2.5	< 1	< 1	< 1	< 1.2	< 1	< 1.8	0
7/11/2002	A2708308	8021	< 1.2	< 1	< 1	< 1	< 2.5	< 1	< 1	< 1	< 1.2	< 1	< 1.8	0
10/11/2002	A2A14501	8021	< 1.2	< 1	< 1	< 1	< 2.5	< 1	< 1	< 1	< 1.2	< 1	< 1.8	0
1/16/2003	A3056005	8021	< 1.2	< 1	< 1	< 1	< 2.5	< 1	< 1	< 1	< 1.2	< 1	< 1.8	0
4/7/2003	A3320705	8021	< 1.2	< 1	< 1	< 1	< 2.5	< 1	< 1	< 1	< 1.2	< 1	< 1.8	0
7/2/2003	A3639702	8021	< 1.2	< 1	< 1	< 1	< 2.5	< 1	< 1	< 1	< 1.2	< 1	< 1.8	0
10/10/2003	A3983801	8021	< 1.2	< 1	< 1	< 1	< 2.5	< 1	< 1	< 1	< 1.2	< 1	< 1.8	0
6/30/2004	A4619401	8021	< 1.2	< 1	< 1	< 1	< 2.5	< 1	< 1	< 1	< 1.2	< 1	< 1.8	0
4/6/2005	A5317601	8260	< 1.2	< 1	< 1	< 1	< 2.5	< 1	< 1	< 1	< 1.2	< 1	< 1.8	0
7/7/2005	A5706804	8260	< 1.2	< 1	< 1	< 1	< 2.5	< 1	< 1	< 1	< 1.2	< 1	< 1.8	0
7/19/2006	6G20004-04	8260	< 1	< 1	< 1	< 1	< 2	< 1	< 1	< 1	< 1	< 1	< 2	0
7/12/2007	7G13019-02	8260	< 1	< 1	< 1	< 1	< 2	< 1	< 1	< 1	< 1	< 1	< 2	0
7/22/2008	5422160	8260	< 1	< 0.8	< 1	< 0.8	< 2	< 0.8	< 0.8	< 0.8	< 1	< 0.8	< 1	0
7/9/2009	5720691	8260	< 1	< 0.8	< 1	< 0.8	< 2	< 0.8	< 0.8	< 0.8	< 1	< 0.8	< 1	0
7/20/2010	6038217	8260	< 1	< 0.8	< 1	< 0.8	< 2	< 0.8	< 0.8	< 0.8	< 1	< 0.8	< 1	0
7/21/2011	6353671	8260	< 1	< 0.8	< 1	< 0.8	< 2	< 0.8	< 0.8	< 0.8	< 1	< 0.8	< 1	0
7/17/2012	6723842	8260	< 1	< 0.8	< 1	< 0.8	< 2	< 0.8	< 0.8	< 0.8	< 1	< 0.8	< 1	0
7/15/2013	7128207	8260	< 1	< 0.8	< 1	< 0.8	< 2	< 0.8	< 0.8	< 0.8	< 1	< 0.8	< 1	0
7/10/2014	7529513	8260	< 0.5	< 0.5	< 0.5	< 0.5	< 2	< 0.5	< 0.5	< 0.5	< 0.5	< 0.5	< 0.5	0
7/6/2015	7956065	SW8260C	< 0.5	< 0.5	< 0.5	< 0.5	< 2	< 0.5	< 0.5	< 0.5	< 0.5	< 0.5	< 0.5	0
12/7/2016	240-73270-3	8260C	< 1.0	< 1.0	< 1.0	< 1.0	< 1.0	< 1.0	< 1.0	< 1.0	< 1.0	< 1.0	< 1.0	0
5/4/2017	240-79160-7	8260C	< 1.0	< 1.0	< 1.0	< 1.0	< 1.0	< 1.0	< 1.0	< 1.0	< 1.0	< 1.0	< 1.0	0
4/13/2018	240-94116-18	8260C	< 1.0	< 1.0	< 1.0	< 1.0	< 1.0	< 1.0	< 1.0	< 1.0	< 1.0	< 1.0	< 1.0	0
4/4/2019	240-110627-11	8260C	< 1.0	< 1.0	< 1.0	< 1.0	< 5.0	< 1.0	0.27 J	< 1.0	< 1.0	< 1.0	< 1.0	0.27
3/25/2020	240-128236-9	8260C	< 1.0	< 1.0	< 1.0	< 1.0	< 5.0	< 1.0	< 1.0	< 1.0	< 1.0	< 1.0	< 1.0	0
4/23/2021	240-148185-1	8260C	< 1.0	< 1.0	< 1.0	< 1.0	4.5 J	< 1.0	< 1.0	< 1.0	< 1.0	< 1.0	< 1.0	4.5
4/13/2022	240-165066-10	8260C	< 1.0	< 1.0	< 1.0	< 1.0	< 5.0	< 1.0	< 1.0	< 1.0	< 1.0	< 1.0	< 1.0	0
3/24/2023	240-182590-27	8260D	< 1.0	< 1.0	< 1.0	< 1.0	< 5.0	< 1.0	< 1.0	< 1.0	< 1.0	< 1.0	< 1.0	0
4/18/2024	240-203148-28	8260D	< 1.0	< 1.0	< 1.0	< 1.0	< 5.0	< 1.0	0.57 J	< 1.0	0.82 J	< 1.0	< 1.0	1.39

< - Indicates parameter was analyzed for, but not detected at or above the reporting limit
To Address the NYSDEC concerns regarding the presentation and plotting of non-detected values, the data for 2001 to 2004 has been reevaluated and interpreted as follows:
1) Non-detected concentrations have been represented as '<' for reporting purposes.
2) Total VOCs have been recalculated and represented as the sum of the detected parameters shown on this table.
3) The method change to 8260 was approved by the NYSDEC and changed in January 2005.

B - The analyte is present in the associated method blank.
D - Result reported from a secondary dilution analysis.
E - Concentration exceeds the calibration range; Result is estimated.
J - Indicates an estimated value.
µg/L - micrograms per liter

MONITORING WELL GROUNDWATER ANALYTICAL RESULT SUMMARY
FORMER CARBORUNDUM COMPANY
SANBORN, NEW YORK

Well ID: **B-53M**

Date	Lab Sample ID	Method	Carbon tetrachloride (µg/L)	Chloroform (µg/L)	1,1-Dichloroethane (µg/L)	1,1-Dichloroethene (µg/L)	Methylene chloride (µg/L)	trans-1,2-Dichloroethene (µg/L)	cis-1,2-Dichloroethene (µg/L)	1,1,1-Trichloroethane (µg/L)	Trichloroethene (µg/L)	Tetrachloroethene (µg/L)	Vinyl chloride (µg/L)	Total
10/14/1999		8260	< 1.2	4.5	< 1	< 1	< 2.5	< 1	< 1	< 1	2.3	< 1	< 1.8	6.8
1/11/2000	A0018410	8021	< 1.2	0.23 J	< 1	< 1	< 2.5	< 1	0.54 J	< 1	7.5	< 1	< 1.8	8.27
4/25/2000	A0275215	8021	< 1.2	< 1	< 1	< 1	< 2.5	< 1	0.21 J	< 1	7.1	< 1	< 1.8	7.31
7/12/2000	A0483101	8021	< 1.2	< 1	< 1	< 1	< 2.5	< 1	< 1	< 1	4.8	< 1	< 1.8	4.8
10/24/2000	A0760703	8021	< 1.2	< 1	< 1	< 1	< 2.5	< 1	< 1	< 1	5.1	< 1	< 1.8	5.1
1/18/2001	A1052403	8021	< 1.2	< 1	< 1	< 1	< 2.5	< 1	0.44 J	< 1	4.6	< 1	< 1.8	5.04
4/17/2001	A1345705	624	< 1.2	< 1.5	< 1.8	< 1.4	< 2.5	< 1.8	< 1.4	< 1.1	5.8	< 1.1	< 1.8	5.8
7/16/2001	A1674105	8021	< 1.2	< 1	< 1	< 1	< 2.5	< 1	0.2 J	< 1	3.8	< 1	< 1.8	4
10/16/2001	A1A17408	8021	< 1.2	< 1	< 1	< 1	< 2.5	< 1	0.32 J	< 1	7.1	< 1	< 1.8	7.42
1/22/2002	A2066010	8021	< 1.2	< 1	< 1	< 1	< 2.5	< 1	< 1	< 1	3.8	< 1	< 1.8	3.8
4/17/2002	A2378403	8021	< 1.2	< 1	< 1	< 1	< 2.5	< 1	1.4	< 1	4.2	< 1	< 1.8	5.6
7/12/2002	A2713905	8021	< 1.2	< 1	< 1	< 1	< 2.5	< 1	1.6	< 1	5.1	< 1	< 1.8	6.7
10/11/2002	A2A14601	8021	< 1.2	< 1	< 1	< 1	< 2.5	< 1	1.6	< 1	12	< 1	< 1.8	13.6
1/20/2003	A3060803	8021	< 1.2	< 1	< 1	< 1	< 2.5	< 1	1.4	< 1	7.4	< 1	< 1.8	8.8
4/9/2003	A3329508	8021	< 1.2	< 1	< 1	< 1	< 2.5	< 1	1.6	< 1	11	< 1	< 1.8	12.6
7/8/2003	A3649107	8021	< 1.2	< 1	< 1	< 1	< 2.5	< 1	0.6 J	< 1	8	< 1	< 1.8	8.6
10/13/2003	A3991404	8021	< 1.2	< 1	< 1	< 1	< 2.5	< 1	1.2	< 1	7.6	< 1	< 1.8	8.8
4/13/2004	A4331801	8021	< 1.2	< 1	< 1	< 1	< 2.5	< 1	2.6	< 1	4.9	< 1	< 1.8	7.5
7/7/2004	A4636501	8021	< 1.2	< 1	< 1	< 1	< 2.5	< 1	2.5	< 1	4.6	< 1	< 1.8	7.1
10/22/2004	A4A48003	8021	< 1	< 1	< 1	< 1	< 1	< 1	1.9	< 1	9.8	< 1	< 1	11.7
1/13/2005	A5036205	8260	< 1.2	< 1	< 1	< 1	< 2.5	< 1	2.1	< 1	3.5	< 1	1 J	6.6
4/6/2005	A5317805	8260	< 1.2	< 1	< 1	< 1	< 2.5	< 1	1.8	< 1	2.1	< 1	< 1.8	3.9
7/7/2005	A5706901	8260/5M	< 1.2	< 1	< 1	< 1	< 2.5	< 1	1.9	< 1	1.8	< 1	< 1.8	3.7
7/19/2006	6G20004-03	8260	< 1	< 1	< 1	< 1	< 2	< 1	2	< 1	2	< 1	< 2	4
7/12/2007	7G13019-03	8260	< 1	< 1	< 1	< 1	< 2	< 1	2	< 1	2	< 1	< 2	4
7/22/2008	5422161	8260	< 1	< 0.8	< 1	< 0.8	< 2	< 0.8	6.9	< 0.8	26	< 0.8	< 1	32.9
7/9/2009	5720692	8260	< 1	< 0.8	< 1	< 0.8	< 2	< 0.8	2.9 J	< 0.8	9.4	< 0.8	< 1	12.3
7/20/2010	6038218	8260	< 1	< 0.8	< 1	< 0.8	< 2	< 0.8	1.7 J	< 0.8	13	< 0.8	< 1	14.7
4/13/2011	6258129	8260	< 1	< 0.8	< 1	< 0.8	< 2	< 0.8	3 J	< 0.8	16	< 0.8	< 1	19
7/21/2011	6353670	8260	< 1	< 0.8	< 1	< 0.8	< 2	< 0.8	2 J	< 0.8	9.3	< 0.8	< 1	11.3
7/17/2012	6723845	8260	< 1	< 0.8	< 1	< 0.8	< 2	< 0.8	3 J	< 0.8	12	< 0.8	< 1	15
7/15/2013	7128206	8260	< 1	< 0.8	< 1	< 0.8	< 2	< 0.8	1.3 J	< 0.8	6.7	< 0.8	< 1	8
7/10/2014	7529514	8260	< 0.5	< 0.5	< 0.5	< 0.5	< 2	< 0.5	0.94 J	< 0.5	1.6	< 0.5	< 0.5	2.54
7/6/2015	7956068	SW8260C	< 0.5	1.8	< 0.5	< 0.5	< 2	< 0.5	1.2	< 0.5	3.4	< 0.5	< 0.5	6.4
12/7/2016	240-73270-2	8260C	< 1.0	< 1.0	< 1.0	< 1.0	< 1.0	< 1.0	4.3	< 1.0	12	< 1.0	0.48 J	16.78
5/4/2017	240-79160-8	8260C	< 1.0	< 1.0	< 1.0	< 1.0	< 1.0	< 1.0	2.2	< 1.0	3.7	< 1.0	0.61 J	6.51
4/13/2018	240-94116-1	8260C	< 1.0	< 1.0	< 1.0	< 1.0	< 1.0	< 1.0	2.7	< 1.0	2.5	< 1.0	0.74 J	5.94
4/4/2019	240-110627-12	8260C	< 1.0	< 1.0	< 1.0	< 1.0	< 5.0	< 1.0	2.2	< 1.0	3.9	< 1.0	0.34 J	6.44
3/25/2020	240-128236-10	8260C	< 1.0	< 1.0	< 1.0	< 1.0	< 5.0	< 1.0	2.3	< 1.0	1.6	< 1.0	0.61 J	4.51
4/23/2021	240-148185-2	8260C	< 1.0	< 1.0	< 1.0	< 1.0	4.5 J	< 1.0	2	< 1.0	5.4	< 1.0	< 1.0	11.9
4/13/2022	240-165065-1	8260C	< 1.0	< 1.0	< 1.0	< 1.0	< 5.0	< 1.0	2.1	< 1.0	1.5	< 1.0	0.68 J	4.28
3/24/2023	240-182590-35	8260D	< 1.0	< 1.0	< 1.0	< 1.0	< 5.0	< 1.0	2.6	< 1.0	2.5	< 1.0	0.50 J	5.6
4/18/2024	240-203148-29	8260D	< 1.0	< 1.0	< 1.0	< 1.0	< 5.0	< 1.0	1.8	< 1.0	4	< 1.0	< 1.0	5.8

< - Indicates parameter was analyzed for, but not detected at or above the reporting limit
To Address the NYSDEC concerns regarding the presentation and plotting of non-detected values, the data for 2001 to 2004 has been reevaluated and interpreted as follows:
1) Non-detected concentrations have been represented as '<' for reporting purposes.
2) Total VOCs have been recalculated and represented as the sum of the detected parameters shown on this table.
3) The method change to 8260 was approved by the NYSDEC and changed in January 2005.

B - The analyte is present in the associated method blank.
D - Result reported from a secondary dilution analysis.
E - Concentration exceeds the calibration range; Result is estimated.
J - Indicates an estimated value.
µg/L - micrograms per liter

MONITORING WELL GROUNDWATER ANALYTICAL RESULT SUMMARY
FORMER CARBORUNDUM COMPANY
SANBORN, NEW YORK

Well ID: **B-54M**

Date	Lab Sample ID	Method	Carbon tetrachloride (µg/L)	Chloroform (µg/L)	1,1-Dichloroethane (µg/L)	1,1-Dichloroethene (µg/L)	Methylene chloride (µg/L)	trans-1,2-Dichloroethene (µg/L)	cis-1,2-Dichloroethene (µg/L)	1,1,1-Trichloroethane (µg/L)	Trichloroethene (µg/L)	Tetrachloroethene (µg/L)	Vinyl chloride (µg/L)	Total
10/18/1999		8260	< 1.2	0.35 J	< 1	< 1	< 2.5	< 1	< 1	< 1	< 1.2	< 1	< 1.8	0.35
1/11/2000	A0018409	8021	< 1.2	< 1	< 1	< 1	< 2.5	< 1	< 1	< 1	< 1.2	< 1	< 1.8	0
4/25/2000	A0275214	8021	< 1.2	< 1	< 1	< 1	< 2.5	< 1	2.1	< 1	9.1	< 1	< 1.8	11.2
7/12/2000	A0483115	8021	< 1.2	< 1	< 1	< 1	< 2.5	< 1	< 1	< 1	0.74 J	< 1	< 1.8	0.74
10/24/2000	A0760702	8021	< 1.2	< 1	< 1	< 1	< 2.5	< 1	< 1	< 1	< 1.2	< 1	< 1.8	0
1/22/2001	A1063401	8021	< 1.2	< 1	< 1	< 1	< 2.5	< 1	< 1	< 1	< 1.2	< 1	< 1.8	0
4/18/2001	A1361305	624	< 0.24	< 0.3	< 0.36	< 0.28	< 0.5	< 0.36	< 0.28	< 0.22	< 0.24	< 0.22	< 0.36	0
7/16/2001	A1674104	8021	< 1.2	< 1	< 1	< 1	< 2.5	< 1	< 1	< 1	< 1.2	< 1	< 1.8	0
10/11/2001	A1994708	8021	< 1.2	< 1	< 1	< 1	< 2.5	< 1	< 1	< 1	< 1.2	< 1	< 1.8	0
1/15/2002	A2039406	8021	< 1.2	< 1	< 1	< 1	< 2.5	< 1	< 1	< 1	< 1.2	< 1	< 1.8	0
4/8/2002	A2332605	8260	< 1.2	< 1	< 1	< 1	< 2.5	< 1	< 1	< 1	< 1.2	< 1	< 1.8	0
7/9/2002	A2695506	8021	< 1.2	< 1	< 1	< 1	< 2.5	< 1	< 1	< 1	< 1.2	< 1	< 1.8	0
10/3/2002	A2980604	8021	< 1.2	< 1	< 1	< 1	< 2.5	< 1	< 1	< 1	< 1.2	< 1	< 1.8	0
1/14/2003	A3043001	8021	< 1.2	< 1	< 1	< 1	< 2.5	< 1	< 1	< 1	< 1.2	< 1	< 1.8	0
4/8/2003	A3320707	8021	< 1.2	< 1	< 1	< 1	< 2.5	< 1	< 1	< 1	< 1.2	< 1	< 1.8	0
7/8/2003	A3649205	8021	< 1.2	< 1	< 1	< 1	< 2.5	< 1	< 1	< 1	< 1.2	< 1	< 1.8	0
10/10/2003	A3983805	8021	< 1.2	< 1	< 1	< 1	< 2.5	< 1	< 1	< 1	< 1.2	< 1	< 1.8	0
6/30/2004	A4619402	8021	< 1.2	< 1	< 1	< 1	< 2.5	< 1	< 1	< 1	< 1.2	< 1	< 1.8	0
4/6/2005	A5317602	8260	< 1.2	< 1	< 1	< 1	< 2.5	< 1	< 1	< 1	< 1.2	< 1	< 1.8	0
7/7/2005	A5706803	8260	< 1.2	< 1	< 1	< 1	< 2.5	< 1	< 1	< 1	< 1.2	< 1	< 1.8	0
7/19/2006	6G20004-08	8260	< 1	< 1	< 1	< 1	< 2	< 1	< 1	< 1	< 1	< 1	< 2	0
7/12/2007	7G13019-04	8260	< 1	< 1	< 1	< 1	< 2	< 1	< 1	< 1	< 1	< 1	< 2	0
7/22/2008	5422162	8260	< 1	< 0.8	< 1	< 0.8	< 2	< 0.8	< 0.8	< 0.8	< 1	< 0.8	< 1	0
7/9/2009	5720689	8260	< 1	< 0.8	< 1	< 0.8	< 2	< 0.8	< 0.8	< 0.8	< 1	< 0.8	< 1	0
7/22/2010	6040538	8260	< 1	< 0.8	< 1	< 0.8	< 2	< 0.8	< 0.8	< 0.8	< 1	< 0.8	< 1	0
7/21/2011	6353669	8260	< 1	< 0.8	< 1	< 0.8	< 2	< 0.8	< 0.8	< 0.8	< 1	< 0.8	< 1	0
7/17/2012	6723846	8260	< 1	< 0.8	< 1	< 0.8	< 2	< 0.8	< 0.8	< 0.8	< 1	< 0.8	< 1	0
7/15/2013	7128205	8260	< 1	< 0.8	< 1	< 0.8	< 2	< 0.8	< 0.8	< 0.8	< 1	< 0.8	< 1	0
7/10/2014	7529511	8260	< 0.5	< 0.5	< 0.5	< 0.5	< 2	< 0.5	< 0.5	< 0.5	< 0.5	< 0.5	< 0.5	0
7/6/2015	7956067	SW8260C	< 0.5	< 0.5	< 0.5	< 0.5	< 2	< 0.5	< 0.5	< 0.5	< 0.5	< 0.5	< 0.5	0

< - Indicates parameter was analyzed for, but not detected at or above the reporting limit
To Address the NYSDEC concerns regarding the presentation and plotting of non-detected values, the data for 2001 to 2004 has been reevaluated and interpreted as follows:
1) Non-detected concentrations have been represented as '<' for reporting purposes.
2) Total VOCs have been recalculated and represented as the sum of the detected parameters shown on this table.
3) The method change to 8260 was approved by the NYSDEC and changed in January 2005.

B - The analyte is present in the associated method blank.
D - Result reported from a secondary dilution analysis.
E - Concentration exceeds the calibration range; Result is estimated.
J - Indicates an estimated value.
µg/L - micrograms per liter

MONITORING WELL GROUNDWATER ANALYTICAL RESULT SUMMARY
FORMER CARBORUNDUM COMPANY
SANBORN, NEW YORK

Well ID: **B-55M**

Date	Lab Sample ID	Method	Carbon tetrachloride (µg/L)	Chloroform (µg/L)	1,1-Dichloroethane (µg/L)	1,1-Dichloroethene (µg/L)	Methylene chloride (µg/L)	trans-1,2-Dichloroethene (µg/L)	cis-1,2-Dichloroethene (µg/L)	1,1,1-Trichloroethane (µg/L)	Trichloroethene (µg/L)	Tetrachloroethene (µg/L)	Vinyl chloride (µg/L)	Total
10/18/1999		8260	< 1.2	< 1	< 1	< 1	< 2.5	< 1	< 1	< 1	< 1.2	< 1	< 1.8	0
1/12/2000	A0026408	8021	< 1.2	< 1	< 1	< 1	< 2.5	< 1	< 1	< 1	< 1.2	< 1	< 1.8	0
4/25/2000	A0275212	8021	< 1.2	< 1	< 1	< 1	< 2.5	< 1	< 1	< 1	< 1.2	< 1	< 1.8	0
7/19/2000	A0508908	8021	< 1.2	< 1	< 1	< 1	< 2.5	< 1	< 1	< 1	< 1.2	< 1	< 1.8	0
10/24/2000	A0760701	8021	< 1.2	< 1	< 1	< 1	< 2.5	< 1	< 1	< 1	< 1.2	< 1	< 1.8	0
1/22/2001	A1063402	8021	< 1.2	< 1	< 1	< 1	< 2.5	< 1	< 1	< 1	< 1.2	< 1	< 1.8	0
4/18/2001	A1361302	624	< 0.24	< 0.3	< 0.36	< 0.28	< 0.5	< 0.36	< 0.28	< 0.22	< 0.24	< 0.22	< 0.36	0
7/16/2001	A1674103	8021	< 1.2	< 1	< 1	< 1	< 2.5	< 1	< 1	< 1	< 1.2	< 1	< 1.8	0
10/11/2001	A1994707	8021	< 1.2	< 1	< 1	< 1	< 2.5	< 1	< 1	< 1	< 1.2	< 1	< 1.8	0
1/15/2002	A2039407	8021	< 1.2	< 1	< 1	< 1	< 2.5	< 1	< 1	< 1	< 1.2	< 1	< 1.8	0
4/9/2002	A2332607	8260	< 1.2	< 1	< 1	< 1	< 2.5	< 1	< 1	< 1	< 1.2	< 1	< 1.8	0
7/9/2002	A2695512	8021	< 1.2	< 1	< 1	< 1	< 2.5	< 1	< 1	< 1	< 1.2	< 1	< 1.8	0
10/3/2002	A2980605	8021	< 1.2	< 1	< 1	< 1	< 2.5	< 1	< 1	< 1	< 1.2	< 1	< 1.8	0
1/14/2003	A3043002	8021	< 1.2	< 1	< 1	< 1	< 2.5	< 1	< 1	< 1	< 1.2	< 1	< 1.8	0
4/8/2003	A3320706	8021	< 1.2	< 1	< 1	< 1	< 2.5	< 1	< 1	< 1	< 1.2	< 1	< 1.8	0
7/8/2003	A3649206	8021	< 1.2	< 1	< 1	< 1	< 2.5	< 1	< 1	< 1	< 1.2	< 1	< 1.8	0
10/10/2003	A3983804	8021	< 1.2	< 1	< 1	< 1	< 2.5	< 1	< 1	< 1	< 1.2	< 1	< 1.8	0
6/30/2004	A4619403	8021	< 1.2	< 1	< 1	< 1	< 2.5	< 1	< 1	< 1	< 1.2	< 1	< 1.8	0
4/6/2005	A5317603	8260	< 1.2	< 1	< 1	< 1	< 2.5	< 1	< 1	< 1	< 1.2	< 1	< 1.8	0
7/7/2005	A5706802	8260	< 1.2	< 1	< 1	< 1	< 2.5	< 1	< 1	< 1	< 1.2	< 1	< 1.8	0
7/19/2006	6G20004-09	8260	< 1	< 1	< 1	< 1	< 2	< 1	< 1	< 1	< 1	< 1	< 2	0
7/12/2007	7G13019-05	8260	< 1	< 1	< 1	< 1	< 2	< 1	< 1	< 1	< 1	< 1	< 2	0
7/22/2008	5422163	8260	< 1	< 0.8	< 1	< 0.8	< 2	< 0.8	< 0.8	< 0.8	< 1	< 0.8	< 1	0
7/9/2009	5720690	8260	< 1	< 0.8	< 1	< 0.8	< 2	< 0.8	< 0.8	< 0.8	< 1	< 0.8	< 1	0
7/22/2010	6040537	8260	< 1	< 0.8	< 1	< 0.8	< 2	< 0.8	< 0.8	< 0.8	< 1	< 0.8	< 1	0
7/21/2011	6353668	8260	< 1	< 0.8	< 1	< 0.8	< 2	< 0.8	< 0.8	< 0.8	< 1	< 0.8	< 1	0
7/17/2012	6723848	8260	< 1	< 0.8	< 1	< 0.8	< 2	< 0.8	< 0.8	< 0.8	< 1	< 0.8	< 1	0
7/15/2013	7128204	8260	< 1	< 0.8	< 1	< 0.8	< 2	< 0.8	< 0.8	< 0.8	< 1	< 0.8	< 1	0
7/10/2014	7529512	8260	< 0.5	< 0.5	< 0.5	< 0.5	< 2	< 0.5	< 0.5	< 0.5	< 0.5	< 0.5	< 0.5	0
7/6/2015	7956066	SW8260C	< 0.5	< 0.5	< 0.5	< 0.5	< 2	< 0.5	< 0.5	< 0.5	< 0.5	< 0.5	< 0.5	0

< - Indicates parameter was analyzed for, but not detected at or above the reporting limit
To Address the NYSDEC concerns regarding the presentation and plotting of non-detected values, the data for 2001 to 2004 has been reevaluated and interpreted as follows:

1) Non-detected concentrations have been represented as '<' for reporting purposes.
2) Total VOCs have been recalculated and represented as the sum of the detected parameters shown on this table.
3) The method change to 8260 was approved by the NYSDEC and changed in January 2005.

B - The analyte is present in the associated method blank.
D - Result reported from a secondary dilution analysis.
E - Concentration exceeds the calibration range; Result is estimated.
J - Indicates an estimated value.
µg/L - micrograms per liter

MONITORING WELL GROUNDWATER ANALYTICAL RESULT SUMMARY
FORMER CARBORUNDUM COMPANY
SANBORN, NEW YORK

Well ID: **B-56M**

Date	Lab Sample ID	Method	Carbon tetrachloride (µg/L)	Chloroform (µg/L)	1,1-Dichloroethane (µg/L)	1,1-Dichloroethene (µg/L)	Methylene chloride (µg/L)	trans-1,2-Dichloroethene (µg/L)	cis-1,2-Dichloroethene (µg/L)	1,1,1-Trichloroethane (µg/L)	Trichloroethene (µg/L)	Tetrachloroethene (µg/L)	Vinyl chloride (µg/L)	Total
4/28/2000	A0284304	8021	< 1.2	< 1	< 1	< 1	< 2.5	0.68 J	42	< 1	47	< 1	< 1.8	89.68
7/13/2000	A0492205	8021	< 1.2	< 1	< 1	< 1	< 2.5	< 1	70	< 1	43	< 1	< 1.8	113
10/25/2000	A0767904	8021	< 1.2	< 1	< 1	< 1	< 2.5	1.1	64	< 1	32	< 1	< 1.8	97.1
1/17/2001	A1052409	8021	< 1.2	1	0.48 J	< 1	0.56 J	2.7	71	< 1	28	< 1	2.4	106.14
4/16/2001	A1345803	624	< 1.2	< 1.5	< 1.8	< 1.4	< 2.5	< 1.8	18	< 1.1	27	< 1.1	< 1.8	45
7/16/2001	A1674111	8021	< 1.2	2.1	0.51 J	< 1	1 J	2	95	< 1	46	< 1	< 1.8	146.61
10/11/2001	A1994710	8021	< 1.2	< 1	< 1	< 1	< 2.5	0.74 J	43	< 1	31 D	< 1	< 1.8	74.74
1/24/2002	A2076708	8021	< 2	2.3	< 2	< 2	2.5	< 2	63	< 2	280	< 2	< 2	347.8
4/15/2002	A2370203	8021	< 1.2	< 1	< 1	< 1	< 2.5	< 1	9.8	< 1	44	< 1	< 1.8	53.8
7/16/2002	A2722905	8021	< 1.2	< 1	< 1	< 1	3	< 1	16	< 1	74	< 1	< 1.8	93
10/9/2002	A2A07502	8021	< 1.2	< 1	< 1	< 1	< 2.5	< 1	9.5	< 1	39	< 1	< 1.8	48.5
1/23/2003	A3075202	8021	< 1.4	< 1	< 1	< 1	< 2.5	< 1	86	6.6	150	< 1.6	< 1.8	242.6
4/15/2003	A3356603	8021	< 1.4	< 1	< 1	< 1	86	1.4	29	1	80	< 1.6	< 1.8	197.4
7/21/2003	A3699403	8021	< 1.2	< 1	< 1	< 1	< 2.5	< 1	29	< 1	71	< 1.3	< 1.8	100
10/21/2003	A3A21901	8021	< 2.3	< 1	< 1	< 1.3	2.3 J	< 1	48	< 1	110	< 1	< 1.8	160.3
1/28/2004	A4077601	8021	< 2.3	< 1	< 1	< 1.3	< 2.5	1.7	52	< 1	200	< 1	< 1.8	253.7
4/21/2004	A4356601	8021	< 1.4	< 1	< 1	< 1	1.8 J	< 1	16	< 1	68	< 1	< 1.8	85.8
7/21/2004	A4687102	8260	< 1.2	< 1.6	< 1.9	< 1	5.1	< 1.6	19	< 1.3	110	< 1.3	< 2.9	134.1
10/20/2004	A4A32302	8021	< 2	< 2	< 2	< 2	< 2	< 2	16	< 2	84	< 2	< 2	100
1/13/2005	A5036107	8260	< 1.2	< 1	< 1	< 1	< 2.5	1.1	22	0.64 J	160 E	< 1	< 1.8	183.74
4/22/2005	A5402001	8260	< 1.2	< 1	< 1	< 1	< 2.5	0.7 J	9.9	< 1	63	< 1	< 1.8	73.6
7/19/2005	A5762301	8260/5M	< 1.2	< 1	< 1	< 1	< 2.5	0.95 J	14	< 1	78	< 1	< 1.8	92.95
10/20/2005	A5B91901	8260	< 1.2	< 1	< 1	< 1	< 2.5	1.5	20	0.56 J	82 D	< 1	0.63 J	104.69
1/23/2006	A6084703	8260	< 1.2	< 1	< 1	< 1	< 2.5	1	17	< 1	94 D	< 1	< 1.8	112
4/12/2006	6D13005-07	8260	< 1	< 1	< 1	< 1	< 2	< 1	7	< 1	40	< 1	< 2	47
7/19/2006	6G20004-05	8260	< 1	< 1	< 1	< 1	< 2	< 1	13	< 1	74	< 1	< 2	87
10/10/2006	6J11002-04	8260	< 1	< 1	< 1	< 1	< 2	< 1	9	< 1	35	< 1	< 2	44
1/8/2007	7A09003-03	8260	< 1	< 1	< 1	< 1	< 2	< 1	3	< 1	13	< 1	< 2	16
4/4/2007	7D05011-03	8260	< 1	< 1	< 1	< 1	< 2	< 1	1	< 1	8	< 1	< 2	9
7/11/2007	7G12003-04	8260	< 1	< 1	< 1	< 1	< 2	< 1	3	< 1	16	< 1	< 2	19
10/10/2007	7J11002-06	8260	< 1	< 1	< 1	< 1	2 B	< 1	6	< 1	27	< 1	< 2	35
1/8/2008	8A09005-07	8260	< 1	< 1	1	< 1	4	< 1	23	2	60	< 1	< 2	90
4/7/2008	8D08002-04	8260	< 1	< 1	< 1	< 1	< 2	< 1	6	< 1	20	< 1	< 2	26
7/28/2008	5426818	8260	< 1	< 0.8	< 1	< 0.8	< 2	< 0.8	6.9	< 0.8	19	< 0.8	< 1	25.9
10/17/2008	5502675	8260	< 1	< 0.8	2 J	< 0.8	< 2	1.4 J	41	2 J	110	< 0.8	1.2 J	157.6
1/13/2009	5576512	8260	< 1	< 0.8	1 J	< 0.8	< 2	< 0.8	23	1.3 J	73	< 0.8	< 1	98.3
4/13/2009	5647712	8260	< 1	< 0.8	< 1	< 0.8	< 2	< 0.8	17	< 0.8	64	< 0.8	< 1	81
7/15/2009	5724675	8260	< 1	< 0.8	< 1	< 0.8	< 2	0.87 J	21	< 0.8	82	< 0.8	< 1	103.87
10/5/2009	5797969	8260	< 1	< 0.8	< 1	< 0.8	< 2	< 0.8	17	< 0.8	72	< 0.8	< 1	89
1/21/2010	5889952	8260	< 1	< 0.8	< 1	< 0.8	< 2	< 0.8	5.3	< 0.8	32	< 0.8	< 1	37.3
4/6/2010	5946902	8260	< 1	< 0.8	< 1	< 0.8	< 2	< 0.8	16	< 0.8	97	< 0.8	< 1	113
7/20/2010	6038213	8260	< 1	< 0.8	< 1	< 0.8	< 2	1.1 J	25	0.91 J	150	< 0.8	< 1	177.01
10/18/2010	6115540	8260	< 1	< 0.8	3.1 J	0.89 J	< 2	2.4 J	62	2.5 J	290	< 0.8	3.2 J	364.09
1/26/2011	6192952	8260	< 1	< 0.8	2.7 J	0.94 J	< 2	2.7 J	77	3.1 J	300	< 0.8	1.5 J	387.94
4/13/2011	6258128	8260	< 1	< 0.8	< 1	< 0.8	< 2	1.3 J	34	1.1 J	180	< 0.8	< 1	216.4
7/19/2011	6350139	8260	< 1	< 0.8	< 1	< 0.8	< 2	1.1 J	23	< 0.8	140	< 0.8	< 1	164.1

< - Indicates parameter was analyzed for, but not detected at or above the reporting limit
To Address the NYSDEC concerns regarding the presentation and plotting of non-detected values, the data for 2001 to 2004 has been reevaluated and interpreted as follows:
1) Non-detected concentrations have been represented as '<' for reporting purposes.
2) Total VOCs have been recalculated and represented as the sum of the detected parameters shown on this table.
3) The method change to 8260 was approved by the NYSDEC and changed in January 2005.

B - The analyte is present in the associated method blank.
D - Result reported from a secondary dilution analysis.
E - Concentration exceeds the calibration range; Result is estimated.
J - Indicates an estimated value.
µg/L - micrograms per liter

Well ID: **B-56M**

Date	Lab Sample ID	Method	Carbon tetrachloride (µg/L)	Chloroform (µg/L)	1,1-Dichloroethane (µg/L)	1,1-Dichloroethene (µg/L)	Methylene chloride (µg/L)	trans-1,2-Dichloroethene (µg/L)	cis-1,2-Dichloroethene (µg/L)	1,1,1-Trichloroethane (µg/L)	Trichloroethene (µg/L)	Tetrachloroethene (µg/L)	Vinyl chloride (µg/L)	Total
10/13/2011	6437684	8260	< 1	< 0.8	2.8 J	< 0.8	< 2	2.6 J	69	2 J	240	< 0.8	1.9 J	318.3
1/17/2012	6524416	8260	< 1	< 0.8	< 1	< 0.8	< 2	0.83 J	21	< 0.8	160	< 0.8	< 1	181.83
4/3/2012	6605298	8260	< 1	< 0.8	< 1	< 0.8	< 2	< 0.8	10	< 0.8	64	< 0.8	< 1	74
7/12/2012	6719398	8260	< 1	< 0.8	< 1	< 0.8	< 2	1.2 J	25	< 0.8	190	< 0.8	< 1	216.2
10/3/2012	6812007	8260	< 1	< 0.8	1.8 J	0.97 J	< 2	1.7 J	200	1.7 J	99	< 0.8	2 J	307.17
1/23/2013	6932574	8260	< 1	< 0.8	< 1	< 0.8	< 2	< 0.8	15	< 0.8	45	< 0.8	< 1	60
4/8/2013	7015029	8260	< 1	< 0.8	< 1	< 0.8	< 2	0.97 J	27	< 0.8	110	< 0.8	< 1	137.97
7/16/2013	7129886	8260	< 1	< 0.8	< 1	< 0.8	< 2	< 0.8	4.6 J	< 0.8	21	< 0.8	< 1	25.6
11/13/2013	7276550	8260	< 1	< 0.8	< 1	< 0.8	< 2	< 0.8	8.2	< 0.8	46	< 0.8	< 1	54.2
1/20/2014	7342588	8260	< 1	< 0.8	< 1	< 0.8	< 2	< 0.8	9.7	< 0.8	51	< 0.8	< 1	60.7
4/15/2014	7432581	8260	< 0.5	< 0.5	< 0.5	< 0.5	< 2	< 0.5	3.9	< 0.5	21	< 0.5	< 0.5	24.9
7/16/2014	7535891	8260	< 0.5	< 0.5	< 0.5	< 0.5	< 2	0.52 J	9.1	< 0.5	49	< 0.5	< 0.5	58.62
10/2/2014	7623664	8260	< 0.5	< 0.5	< 0.5	< 0.5	< 2	< 0.5	9.4	< 0.5	47	< 0.5	< 0.5	56.4
1/8/2015	7734024	8260	< 0.5	0.55 J	< 0.5	< 0.5	< 2	< 0.5	3.3	< 0.5	19	< 0.5	< 0.5	22.85
4/14/2015	7847250	8260	< 0.5	< 0.5	< 0.5	< 0.5	< 2	< 0.5	8.8	< 0.5	44	< 0.5	< 0.5	52.8
7/14/2015	7967353	SW8260C	< 0.5	< 0.5	< 0.5	< 0.5	< 2	< 0.5	2.3	< 0.5	13	< 0.5	< 0.5	15.3
10/7/2015	8080771	SW8260C	< 0.5	< 0.5	< 0.5	< 0.5	< 2	0.69 J	14	< 0.5	67	< 0.5	< 0.5	81.69
1/7/2016	8199644	SW8260C	< 0.5	< 0.5	< 0.5	< 0.5	< 2	< 0.5	23	< 0.5	99	< 0.5	< 0.5	122
12/6/2016	240-73125-5	8260C	< 14	< 14	< 14	< 14	< 14	< 14	48	< 14	330	< 14	< 14	378
5/3/2017	240-79160-5	8260C	< 10	< 10	< 10	< 10	< 10	< 10	26	< 10	290	< 10	< 10	316
4/12/2018	240-94116-13	8260C	< 8.0	< 8.0	< 8.0	< 8.0	20	< 8.0	19	< 8.0	210	< 8.0	< 8.0	249
4/8/2019	240-110803-4	8260C	< 5.0	< 5.0	< 5.0	< 5.0	< 25	1.3 J	27	< 5.0	150	< 5.0	< 5.0	178.3
3/26/2020	240-128236-11	8260C	< 4.0	< 4.0	< 4.0	< 4.0	< 20	0.92 J	16	< 4.0	98	< 4.0	< 4.0	114.92
4/20/2021	240-147939-8	8260C	< 4.0	< 4.0	< 4.0	< 4.0	< 20	1.9 J	52	< 4.0	230	< 4.0	< 4.0	283.9
4/12/2022	240-165066-2	8260C	< 4.0	< 4.0	< 4.0	< 4.0	< 20	< 4.0	22	< 4.0	120	< 4.0	< 4.0	142
3/22/2023	240-182590-36	8260D	< 4.0	< 4.0	< 4.0	< 4.0	< 20	< 4.0	36	< 4.0	170	< 4.0	< 4.0	206
4/16/2024	240-203148-9	8260D	< 1.0	< 1.0	< 1.0	< 1.0	< 5.0	< 1.0	3.1	< 1.0	5.6	< 1.0	< 1.0	8.7

< - Indicates parameter was analyzed for, but not detected at or above the reporting limit
To Address the NYSDEC concerns regarding the presentation and plotting of non-detected values, the data for 2001 to 2004 has been reevaluated and interpreted as follows:

1) Non-detected concentrations have been represented as '<' for reporting purposes.
2) Total VOCs have been recalculated and represented as the sum of the detected parameters shown on this table.
3) The method change to 8260 was approved by the NYSDEC and changed in January 2005.

B - The analyte is present in the associated method blank.
D - Result reported from a secondary dilution analysis.
E - Concentration exceeds the calibration range; Result is estimated.
J - Indicates an estimated value.
µg/L - micrograms per liter

MONITORING WELL GROUNDWATER ANALYTICAL RESULT SUMMARY
FORMER CARBORUNDUM COMPANY
SANBORN, NEW YORK

Well ID: **B-57M**

Date	Lab Sample ID	Method	Carbon tetrachloride (µg/L)	Chloroform (µg/L)	1,1-Dichloroethane (µg/L)	1,1-Dichloroethene (µg/L)	Methylene chloride (µg/L)	trans-1,2-Dichloroethene (µg/L)	cis-1,2-Dichloroethene (µg/L)	1,1,1-Trichloroethane (µg/L)	Trichloroethene (µg/L)	Tetrachloroethene (µg/L)	Vinyl chloride (µg/L)	Total
4/28/2000	A0284303	8021	< 1.2	0.4 J	< 1	< 1	< 2.5	< 1	10	< 1	13	< 1	< 1.8	23.4
7/13/2000	A0492207	8021	< 1.2	< 1	< 1	< 1	< 2.5	< 1	0.91 J	< 1	4.6	< 1	< 1.8	5.51
10/26/2000	A0767901	8021	< 1.2	< 1	< 1	< 1	< 2.5	< 1	< 1	< 1	< 1.2	< 1	< 1.8	0
1/18/2001	A1052407	8021	< 1.2	< 1	< 1	< 1	< 2.5	< 1	3.2	< 1	1.5	< 1	< 1.8	4.7
4/16/2001	A1345802	624	< 1.2	< 1.5	< 1.8	< 1.4	< 2.5	< 1.8	< 1.4	< 1.1	< 1.2	< 1.1	< 1.8	0
7/16/2001	A1674108	8021	< 1.2	< 1	< 1	< 1	< 2.5	< 1	< 1	< 1	< 1.2	< 1	< 1.8	0
10/11/2001	A1994709	8021	< 1.2	< 1	< 1	< 1	< 2.5	< 1	< 1	< 1	< 1.2	< 1	< 1.8	0
1/18/2002	A2058507	8021	< 1.2	< 1	< 1	< 1	< 2.5	< 1	< 1	< 1	< 1.2	< 1	< 1.8	0
4/10/2002	A2347903	8260	< 1.2	< 1	< 1	< 1	< 2.5	< 1	< 1	< 1	< 1.2	< 1	< 1.8	0
7/11/2002	A2708309	8021	< 1.2	< 1	< 1	< 1	< 2.5	< 1	< 1	< 1	< 1.2	< 1	< 1.8	0
10/4/2002	A2986404	8021	< 1.2	< 1	< 1	< 1	< 2.5	< 1	< 1	< 1	< 1.2	< 1	< 1.8	0
1/16/2003	A3056003	8021	< 1.2	< 1	< 1	< 1	< 2.5	< 1	< 1	< 1	< 1.2	< 1	< 1.8	0
4/7/2003	A3320703	8021	< 1.2	< 1	< 1	< 1	< 2.5	< 1	< 1	< 1	< 1.2	< 1	< 1.8	0
7/8/2003	A3649203	8021	< 1.2	< 1	< 1	< 1	< 2.5	< 1	< 1	< 1	< 1.2	< 1	< 1.8	0
10/9/2003	A3978811	8021	< 1.2	< 1	< 1	< 1	< 2.5	< 1	< 1	< 1	< 1.2	< 1	< 1.8	0
7/13/2004	A4664210	8021	< 1.2	< 1	< 1	< 1	< 2.5	< 1	< 1	< 1	< 1.2	< 1	< 1.8	0
4/6/2005	A5317604	8260	< 1.2	< 1	< 1	< 1	< 2.5	< 1	< 1	< 1	< 1.2	< 1	< 1.8	0
7/12/2005	A5733101	8260/5M	< 1.2	< 1	< 1	< 1	< 2.5	< 1	< 1	< 1	< 1.2	< 1	< 1.8	0
10/5/2005	A5B10501	8260	< 1.2	< 1	< 1	< 1	< 2.5	< 1	< 1	< 1	< 1.2	< 1	< 1.8	0
1/23/2006	A6084704	8260	< 1.2	< 1	< 1	< 1	< 2.5	< 1	< 1	< 1	< 1.2	< 1	< 1.8	0
4/12/2006	6D13005-08	8260	< 1	< 1	< 1	< 1	< 2	< 1	< 1	< 1	< 1	< 1	< 2	0
7/19/2006	6G20004-01	8260	< 1	< 1	< 1	< 1	< 2	< 1	< 1	< 1	< 1	< 1	< 2	0
10/10/2006	6J11002-05	8260	< 1	< 1	< 1	< 1	< 2	< 1	< 1	< 1	< 1	< 1	< 2	0
1/8/2007	7A09003-04	8260	< 1	< 1	< 1	< 1	< 2	< 1	< 1	< 1	< 1	< 1	< 2	0
4/4/2007	7D05011-04	8260	< 1	< 1	< 1	< 1	< 2	< 1	< 1	< 1	< 1	< 1	< 2	0
7/11/2007	7G12003-05	8260	< 1	< 1	< 1	< 1	< 2	< 1	< 1	< 1	< 1	< 1	< 2	0
10/10/2007	7J11002-04	8260	< 1	< 1	< 1	< 1	< 2	< 1	< 1	< 1	< 1	< 1	< 2	0
1/8/2008	8A09005-08	8260	< 1	< 1	< 1	< 1	< 2	< 1	< 1	< 1	< 1	< 1	< 2	0
4/7/2008	8D08002-03	8260	< 1	< 1	< 1	< 1	3 B	< 1	< 1	< 1	< 1	< 1	< 2	3
7/28/2008	5426820	8260	< 1	< 0.8	< 1	< 0.8	< 2	< 0.8	< 0.8	< 0.8	< 1	< 0.8	< 1	0
10/17/2008	5502678	8260	< 1	< 0.8	< 1	< 0.8	< 2	< 0.8	< 0.8	< 0.8	< 1	< 0.8	< 1	0
1/13/2009	5576515	8260	< 1	< 0.8	< 1	< 0.8	< 2	< 0.8	< 0.8	< 0.8	1.6 J	< 0.8	< 1	1.6
4/13/2009	5647716	8260	< 1	< 0.8	< 1	< 0.8	< 2	< 0.8	< 0.8	< 0.8	< 1	< 0.8	< 1	0
7/15/2009	5724674	8260	< 1	< 0.8	< 1	< 0.8	< 2	< 0.8	< 0.8	< 0.8	< 1	< 0.8	< 1	0
10/5/2009	5797968	8260	< 1	< 0.8	< 1	< 0.8	< 2	< 0.8	< 0.8	< 0.8	< 1	< 0.8	< 1	0
1/21/2010	5889951	8260	< 1	< 0.8	< 1	< 0.8	< 2	< 0.8	< 0.8	< 0.8	< 1	< 0.8	< 1	0
4/6/2010	5946908	8260	< 1	< 0.8	< 1	< 0.8	< 2	< 0.8	< 0.8	< 0.8	< 1	< 0.8	< 1	0
7/20/2010	6038208	8260	< 1	< 0.8	< 1	< 0.8	< 2	< 0.8	< 0.8	< 0.8	< 1	< 0.8	< 1	0
10/18/2010	6115539	8260	< 1	< 0.8	< 1	< 0.8	< 2	< 0.8	< 0.8	< 0.8	< 1	< 0.8	< 1	0
1/26/2011	6192953	8260	< 1	< 0.8	< 1	< 0.8	< 2	< 0.8	< 0.8	< 0.8	< 1	< 0.8	< 1	0
4/13/2011	6258125	8260	< 1	< 0.8	< 1	< 0.8	< 2	< 0.8	< 0.8	< 0.8	< 1	< 0.8	< 1	0
7/19/2011	6350145	8260	< 1	< 0.8	< 1	< 0.8	< 2	< 0.8	< 0.8	< 0.8	< 1	< 0.8	< 1	0
10/13/2011	6437687	8260	< 1	< 0.8	< 1	< 0.8	< 2	< 0.8	< 0.8	< 0.8	< 1	< 0.8	< 1	0
1/17/2012	6524415	8260	< 1	< 0.8	< 1	< 0.8	< 2	< 0.8	< 0.8	< 0.8	< 1	< 0.8	< 1	0
4/3/2012	6605299	8260	< 1	< 0.8	< 1	< 0.8	< 2	< 0.8	< 0.8	< 0.8	< 1	< 0.8	< 1	0
7/12/2012	6719395	8260	< 1	< 0.8	< 1	< 0.8	< 2	< 0.8	< 0.8	< 0.8	< 1	< 0.8	< 1	0

< - Indicates parameter was analyzed for, but not detected at or above the reporting limit
To Address the NYSDEC concerns regarding the presentation and plotting of non-detected values, the data for 2001 to 2004 has been reevaluated and interpreted as follows:

1) Non-detected concentrations have been represented as '<' for reporting purposes.
2) Total VOCs have been recalculated and represented as the sum of the detected parameters shown on this table.
3) The method change to 8260 was approved by the NYSDEC and changed in January 2005.

B - The analyte is present in the associated method blank.
D - Result reported from a secondary dilution analysis.
E - Concentration exceeds the calibration range; Result is estimated.
J - Indicates an estimated value.
µg/L - micrograms per liter

Well ID: **B-57M**

Date	Lab Sample ID	Method	Carbon tetrachloride (µg/L)	Chloroform (µg/L)	1,1-Dichloroethane (µg/L)	1,1-Dichloroethene (µg/L)	Methylene chloride (µg/L)	trans-1,2-Dichloroethene (µg/L)	cis-1,2-Dichloroethene (µg/L)	1,1,1-Trichloroethane (µg/L)	Trichloroethene (µg/L)	Tetrachloroethene (µg/L)	Vinyl chloride (µg/L)	Total
10/3/2012	6812010	8260	< 1	< 0.8	< 1	< 0.8	< 2	< 0.8	< 0.8	< 0.8	< 1	< 0.8	< 1	0
1/23/2013	6932573	8260	< 1	< 0.8	< 1	< 0.8	< 2	< 0.8	< 0.8	< 0.8	< 1	< 0.8	< 1	0
4/8/2013	7015030	8260	< 1	< 0.8	< 1	< 0.8	< 2	< 0.8	< 0.8	< 0.8	< 1	< 0.8	< 1	0
7/16/2013	7129885	8260	< 1	< 0.8	< 1	< 0.8	< 2	< 0.8	< 0.8	< 0.8	< 1	< 0.8	< 1	0
11/13/2013	7276548	8260	< 1	< 0.8	< 1	< 0.8	< 2	< 0.8	< 0.8	< 0.8	< 1	< 0.8	< 1	0
1/20/2014	7342586	8260	< 1	< 0.8	< 1	< 0.8	< 2	< 0.8	< 0.8	< 0.8	< 1	< 0.8	< 1	0
4/15/2014	7432580	8260	< 0.5	< 0.5	< 0.5	< 0.5	< 2	< 0.5	< 0.5	< 0.5	< 0.5	< 0.5	< 0.5	0
7/16/2014	7535888	8260	< 0.5	< 0.5	< 0.5	< 0.5	< 2	< 0.5	< 0.5	< 0.5	< 0.5	< 0.5	< 0.5	0
10/2/2014	7623665	8260	< 0.5	< 0.5	< 0.5	< 0.5	< 2	< 0.5	< 0.5	< 0.5	< 0.5	< 0.5	< 0.5	0
1/8/2015	7734027	8260	< 0.5	< 0.5	< 0.5	< 0.5	< 2	< 0.5	< 0.5	< 0.5	< 0.5	< 0.5	< 0.5	0
4/14/2015	7847246	8260	< 0.5	1.8	< 0.5	< 0.5	< 2	0.69 J	21	< 0.5	240	< 0.5	< 0.5	263.49
7/14/2015	7967352	SW8260C	< 0.5	< 0.5	< 0.5	< 0.5	< 2	< 0.5	< 0.5	< 0.5	< 0.5	< 0.5	< 0.5	0
10/7/2015	8080770	SW8260C	< 0.5	< 0.5	< 0.5	< 0.5	< 2	< 0.5	< 0.5	< 0.5	< 0.5	< 0.5	< 0.5	0
1/7/2016	8199642	SW8260C	< 0.5	< 0.5	< 0.5	< 0.5	< 2	< 0.5	< 0.5	< 0.5	< 0.5	< 0.5	< 0.5	0

< - Indicates parameter was analyzed for, but not detected at or above the reporting limit
To Address the NYSDEC concerns regarding the presentation and plotting of non-detected values, the data for 2001 to 2004 has been reevaluated and interpreted as follows:

1) Non-detected concentrations have been represented as '<' for reporting purposes.
2) Total VOCs have been recalculated and represented as the sum of the detected parameters shown on this table.
3) The method change to 8260 was approved by the NYSDEC and changed in January 2005.

B - The analyte is present in the associated method blank.
D - Result reported from a secondary dilution analysis.
E - Concentration exceeds the calibration range; Result is estimated.
J - Indicates an estimated value.
µg/L - micrograms per liter

MONITORING WELL GROUNDWATER ANALYTICAL RESULT SUMMARY
FORMER CARBORUNDUM COMPANY
SANBORN, NEW YORK

Well ID: **B-58M**

Date	Lab Sample ID	Method	Carbon tetrachloride (µg/L)	Chloroform (µg/L)	1,1-Dichloroethane (µg/L)	1,1-Dichloroethene (µg/L)	Methylene chloride (µg/L)	trans-1,2-Dichloroethene (µg/L)	cis-1,2-Dichloroethene (µg/L)	1,1,1-Trichloroethane (µg/L)	Trichloroethene (µg/L)	Tetrachloroethene (µg/L)	Vinyl chloride (µg/L)	Total
4/27/2000	A0284302	8021	< 1.2	< 1	< 1	< 1	< 2.5	< 1	< 1	< 1	< 1.2	< 1	< 1.8	0
7/13/2000	A0492206	8021	< 1.2	< 1	< 1	< 1	< 2.5	< 1	< 1	< 1	0.86 J	< 1	< 1.8	0.86
10/25/2000	A0767902	8021	< 1.2	< 1	< 1	< 1	< 2.5	< 1	0.79 J	< 1	2.8	< 1	< 1.8	3.59
1/17/2001	A1052408	8021	< 1.2	< 1	< 1	< 1	< 2.5	< 1	< 1	< 1	< 1.2	< 1	< 1.8	0
4/16/2001	A1345801	624	< 1.2	< 1.5	< 1.8	< 1.4	< 2.5	< 1.8	< 1.4	< 1.1	< 1.2	< 1.1	< 1.8	0
7/16/2001	A1674110	8021	< 1.2	< 1	< 1	< 1	< 2.5	< 1	< 1	< 1	< 1.2	< 1	< 1.8	0
10/12/2001	A1A01002	8021	< 1.2	< 1	< 1	< 1	< 2.5	< 1	< 1	< 1	< 1.2	< 1	< 1.8	0
1/18/2002	A2058508	8021	< 1.2	< 1	< 1	< 1	< 2.5	< 1	< 1	< 1	< 1.2	< 1	< 1.8	0
4/10/2002	A2347904	8260	< 1.2	< 1	< 1	< 1	< 2.5	< 1	< 1	< 1	< 1.2	< 1	< 1.8	0
7/11/2002	A2708310	8021	< 1.2	< 1	< 1	< 1	< 2.5	< 1	< 1	< 1	< 1.2	< 1	< 1.8	0
10/4/2002	A2986405	8021	< 1.2	< 1	< 1	< 1	< 2.5	< 1	< 1	< 1	< 1.2	< 1	< 1.8	0
1/16/2003	A3056004	8021	< 1.2	< 1	< 1	< 1	< 2.5	< 1	< 1	< 1	< 1.2	< 1	< 1.8	0
4/7/2003	A3320704	8021	< 1.2	< 1	< 1	< 1	< 2.5	< 1	< 1	< 1	< 1.2	< 1	< 1.8	0
7/8/2003	A3649204	8021	< 1.2	< 1	< 1	< 1	< 2.5	< 1	< 1	< 1	< 1.2	< 1	< 1.8	0
10/9/2003	A3978813	8021	< 1.2	< 1	< 1	< 1	< 2.5	< 1	< 1	< 1	< 1.2	< 1	< 1.8	0
7/13/2004	A4664211	8021	< 1.2	< 1	< 1	< 1	< 2.5	< 1	< 1	< 1	< 1.2	< 1	< 1.8	0
4/6/2005	A5317605	8260	< 1.2	< 1	< 1	< 1	< 2.5	< 1	< 1	< 1	0.69 J	< 1	< 1.8	0.69
7/12/2005	A5733102	8260/5M	< 1.2	< 1	< 1	< 1	< 2.5	< 1	< 1	< 1	< 1.2	< 1	< 1.8	0
7/19/2006	6G20004-02	8260	< 1	< 1	< 1	< 1	< 2	< 1	< 1	< 1	< 1	< 1	< 2	0
7/11/2007	7G12003-06	8260	< 1	< 1	< 1	< 1	< 2	< 1	< 1	< 1	< 1	< 1	< 2	0
7/28/2008	5426822	8260	< 1	< 0.8	< 1	< 0.8	< 2	< 0.8	< 0.8	< 0.8	< 1	< 0.8	< 1	0
7/15/2009	5724673	8260	< 1	< 0.8	< 1	< 0.8	< 2	< 0.8	< 0.8	< 0.8	< 1	< 0.8	< 1	0
7/20/2010	6038214	8260	< 1	< 0.8	< 1	< 0.8	< 2	< 0.8	< 0.8	< 0.8	< 1	< 0.8	< 1	0
7/19/2011	6350142	8260	< 1	< 0.8	< 1	< 0.8	< 2	< 0.8	< 0.8	< 0.8	< 1	< 0.8	< 1	0
7/12/2012	6719394	8260	< 1	< 0.8	< 1	< 0.8	< 2	< 0.8	< 0.8	< 0.8	< 1	< 0.8	< 1	0
7/16/2013	7129893	8260	< 1	< 0.8	< 1	< 0.8	< 2	< 0.8	< 0.8	< 0.8	< 1	< 0.8	< 1	0
7/16/2014	7535889	8260	< 0.5	< 0.5	< 0.5	< 0.5	< 2	< 0.5	< 0.5	< 0.5	< 0.5	< 0.5	< 0.5	0
7/14/2015	7967350	SW8260C	< 0.5	< 0.5	< 0.5	< 0.5	< 2	< 0.5	< 0.5	< 0.5	< 0.5	< 0.5	< 0.5	0

< - Indicates parameter was analyzed for, but not detected at or above the reporting limit
To Address the NYSDEC concerns regarding the presentation and plotting of non-detected values, the data for 2001 to 2004 has been reevaluated and interpreted as follows:
1) Non-detected concentrations have been represented as '<' for reporting purposes.
2) Total VOCs have been recalculated and represented as the sum of the detected parameters shown on this table.
3) The method change to 8260 was approved by the NYSDEC and changed in January 2005.

B - The analyte is present in the associated method blank.
D - Result reported from a secondary dilution analysis.
E - Concentration exceeds the calibration range; Result is estimated.
J - Indicates an estimated value.
µg/L - micrograms per liter

MONITORING WELL GROUNDWATER ANALYTICAL RESULT SUMMARY
FORMER CARBORUNDUM COMPANY
SANBORN, NEW YORK

Well ID: **B-59M**

Date	Lab Sample ID	Method	Carbon tetrachloride (µg/L)	Chloroform (µg/L)	1,1-Dichloroethane (µg/L)	1,1-Dichloroethene (µg/L)	Methylene chloride (µg/L)	trans-1,2-Dichloroethene (µg/L)	cis-1,2-Dichloroethene (µg/L)	1,1,1-Trichloroethane (µg/L)	Trichloroethene (µg/L)	Tetrachloroethene (µg/L)	Vinyl chloride (µg/L)	Total
7/17/2002	A2732710	8021	< 1.2	< 1	< 1	< 1	< 2.5	< 1	< 1	< 1	2.5	< 1	< 1.8	2.5
8/5/2002	A2793604	8021	< 1.2	< 1	< 1	< 1	< 2.5	< 1	< 1	< 1	< 1.2	< 1	< 1.8	0
10/7/2002	A2999201	8021	< 1.2	< 1	< 1	< 1	< 2.5	< 1	< 1	< 1	< 1.2	< 1	< 1.8	0
1/16/2003	A3056008	8021	< 1.2	< 1	< 1	< 1	< 2.5	< 1	< 1	< 1	< 1.2	< 1	< 1.8	0
4/17/2003	A3361701	8021	< 1.2	< 1	< 1	< 1	< 2.5	< 1	< 1	< 1	< 1.2	< 1	< 1.8	0
7/14/2003	A3670605	8021	< 1.2	< 1	< 1	< 1	< 2.5	< 1	< 1	< 1	< 1.2	< 1	< 1.8	0
10/14/2003	A3998703	8021	< 1.2	< 1	< 1	< 1	< 2.5	< 1	< 1	< 1	< 1.2	< 1	< 1.8	0
1/7/2004	A4012312	8021	< 1.2	< 1	< 1	< 1	< 2.5	< 1	< 1	< 1	< 1.2	< 1	< 1.8	0
7/14/2004	A4664202	8021	< 1.2	< 1	< 1	< 1	< 2.5	< 1	< 1	< 1	< 1.2	< 1	< 1.8	0
4/25/2005	A5408101	8260	< 1.2	< 1	< 1	< 1	< 2.5	< 1	< 1	< 1	< 1.2	< 1	< 1.8	0
7/20/2005	A5762204	8260/5M	< 1.2	< 1	< 1	< 1	< 2.5	< 1	< 1	< 1	< 1.2	< 1	< 1.8	0
7/19/2006	6G20004-14	8260	< 1	< 1	< 1	< 1	4	< 1	3	< 1	3	< 1	< 2	10
7/17/2007	7G18027-09	8260	< 1	< 1	< 1	< 1	< 2	1	4	< 1	3	< 1	< 2	8
7/21/2008	5420892	8260	< 1	< 0.8	< 1	< 0.8	< 2	0.8 J	1.1 J	< 0.8	< 1	< 0.8	< 1	1.9
7/8/2009	5719627	8260	< 1	< 0.8	< 1	< 0.8	< 2	< 0.8	< 0.8	< 0.8	< 1	< 0.8	< 1	0
7/19/2010	6036152	8260	< 1	< 0.8	< 1	< 0.8	< 2	2.2 J	6.9	< 0.8	< 1	< 0.8	3 J	12.1
4/13/2011	6258124	8260	< 1	< 0.8	< 1	< 0.8	< 2	< 0.8	1.2 J	< 0.8	< 1	< 0.8	< 1	1.2
7/12/2011	6342643	8260	< 1	< 0.8	< 1	< 0.8	< 2	< 0.8	< 0.8	< 0.8	< 1	< 0.8	< 1	0
7/11/2012	6717359	8260	< 1	< 0.8	< 1	< 0.8	< 2	< 0.8	3.4 J	< 0.8	< 1	< 0.8	2.7 J	6.1
7/10/2013	7123808	8260	< 1	< 0.8	< 1	< 0.8	< 2	< 0.8	0.9 J	< 0.8	< 1	< 0.8	< 1	0.9
7/15/2014	7534319	8260	< 0.5	< 0.5	< 0.5	< 0.5	< 2	< 0.5	< 0.5	< 0.5	< 0.5	< 0.5	< 0.5	0
7/9/2015	7962641	SW8260C	< 0.5	< 0.5	< 0.5	< 0.5	< 2	< 0.5	5.9	< 0.5	< 0.5	< 0.5	4.8	10.7

< - Indicates parameter was analyzed for, but not detected at or above the reporting limit
To Address the NYSDEC concerns regarding the presentation and plotting of non-detected values, the data for 2001 to 2004 has been reevaluated and interpreted as follows:
1) Non-detected concentrations have been represented as '<' for reporting purposes.
2) Total VOCs have been recalculated and represented as the sum of the detected parameters shown on this table.
3) The method change to 8260 was approved by the NYSDEC and changed in January 2005.

B - The analyte is present in the associated method blank.
D - Result reported from a secondary dilution analysis.
E - Concentration exceeds the calibration range; Result is estimated.
J - Indicates an estimated value.
µg/L - micrograms per liter

MONITORING WELL GROUNDWATER ANALYTICAL RESULT SUMMARY
FORMER CARBORUNDUM COMPANY
SANBORN, NEW YORK

Well ID: **B-60M**

Date	Lab Sample ID	Method	Carbon tetrachloride (µg/L)	Chloroform (µg/L)	1,1-Dichloroethane (µg/L)	1,1-Dichloroethene (µg/L)	Methylene chloride (µg/L)	trans-1,2-Dichloroethene (µg/L)	cis-1,2-Dichloroethene (µg/L)	1,1,1-Trichloroethane (µg/L)	Trichloroethene (µg/L)	Tetrachloroethene (µg/L)	Vinyl chloride (µg/L)	Total
7/17/2002	A2732708	8021	< 1.2	< 1	< 1	< 1	< 2.5	< 1	< 1	< 1	3.8	< 1	< 1.8	3.8
8/5/2002	A2793610	8021	< 1.2	< 1	< 1	< 1	< 2.5	< 1	< 1	< 1	< 1.2	< 1	< 1.8	0
10/4/2002	A2986402	8021	< 1.2	< 1	< 1	< 1	< 2.5	< 1	< 1	< 1	< 1.2	< 1	< 1.8	0
1/16/2003	A3056006	8021	< 1.2	< 1	< 1	< 1	< 2.5	< 1	< 1	< 1	< 1.2	< 1	< 1.8	0
4/17/2003	A3361702	8021	< 1.2	< 1	< 1	< 1	< 2.5	< 1	< 1	< 1	< 1.2	< 1	< 1.8	0
7/14/2003	A3670604	8021	< 1.2	< 1	< 1	< 1	< 2.5	< 1	< 1	< 1	< 1.2	< 1	< 1.8	0
10/14/2003	A3998702	8021	< 1.2	< 1	< 1	< 1	< 2.5	< 1	< 1	< 1	< 1.2	< 1	< 1.8	0
1/8/2004	A4026302	8021	< 1.2	< 1	< 1	< 1	< 2.5	< 1	< 1	< 1	< 1.2	< 1	< 1.8	0
7/14/2004	A4664205	8021	< 1.2	< 1	< 1	< 1	< 2.5	< 1	< 1	< 1	< 1.2	< 1	< 1.8	0
4/22/2005	A5402103	8260	< 1.2	< 1	< 1	< 1	< 2.5	< 1	< 1	< 1	< 1.2	< 1	< 1.8	0
7/20/2005	A5762205	8260/5M	< 1.2	< 1	< 1	< 1	< 2.5	< 1	< 1	< 1	< 1.2	< 1	< 1.8	0
7/19/2006	6G20004-10	8260	< 1	< 1	< 1	< 1	< 2	< 1	< 1	< 1	< 1	< 1	< 2	0
7/17/2007	7G18027-06	8260	< 1	< 1	< 1	< 1	< 2	< 1	< 1	< 1	< 1	< 1	< 2	0
7/21/2008	5420895	8260	< 1	< 0.8	< 1	< 0.8	< 2	< 0.8	< 0.8	< 0.8	< 1	< 0.8	< 1	0
7/8/2009	5719625	8260	< 1	< 0.8	< 1	< 0.8	< 2	< 0.8	< 0.8	< 0.8	< 1	< 0.8	< 1	0
7/19/2010	6036153	8260	< 1	< 0.8	< 1	< 0.8	< 2	< 0.8	< 0.8	< 0.8	< 1	< 0.8	< 1	0
7/12/2011	6342644	8260	< 1	< 0.8	< 1	< 0.8	< 2	< 0.8	< 0.8	< 0.8	< 1	< 0.8	< 1	0
7/11/2012	6717358	8260	< 1	< 0.8	< 1	< 0.8	< 2	< 0.8	< 0.8	< 0.8	< 1	< 0.8	< 1	0
7/10/2013	7123811	8260	< 1	< 0.8	< 1	< 0.8	< 2	< 0.8	< 0.8	< 0.8	< 1	< 0.8	< 1	0
7/15/2014	7534312	8260	< 0.5	< 0.5	< 0.5	< 0.5	< 2	< 0.5	< 0.5	< 0.5	< 0.5	< 0.5	< 0.5	0
7/9/2015	7962640	SW8260C	< 0.5	< 0.5	< 0.5	< 0.5	< 2	< 0.5	< 0.5	< 0.5	< 0.5	< 0.5	< 0.5	0

< - Indicates parameter was analyzed for, but not detected at or above the reporting limit
To Address the NYSDEC concerns regarding the presentation and plotting of non-detected values, the data for 2001 to 2004 has been reevaluated and interpreted as follows:

1) Non-detected concentrations have been represented as '<' for reporting purposes.
2) Total VOCs have been recalculated and represented as the sum of the detected parameters shown on this table.
3) The method change to 8260 was approved by the NYSDEC and changed in January 2005.

B - The analyte is present in the associated method blank.
D - Result reported from a secondary dilution analysis.
E - Concentration exceeds the calibration range; Result is estimated.
J - Indicates an estimated value.
µg/L - micrograms per liter

MONITORING WELL GROUNDWATER ANALYTICAL RESULT SUMMARY
FORMER CARBORUNDUM COMPANY
SANBORN, NEW YORK

Well ID: **B-61M**

Date	Lab Sample ID	Method	Carbon tetrachloride (µg/L)	Chloroform (µg/L)	1,1-Dichloroethane (µg/L)	1,1-Dichloroethene (µg/L)	Methylene chloride (µg/L)	trans-1,2-Dichloroethene (µg/L)	cis-1,2-Dichloroethene (µg/L)	1,1,1-Trichloroethane (µg/L)	Trichloroethene (µg/L)	Tetrachloroethene (µg/L)	Vinyl chloride (µg/L)	Total
7/18/2002	A2732705	8021	< 1.2	5	< 1	< 1	< 2.5	< 1	4.8	< 1	26	< 1	< 1.8	35.8
8/5/2002	A2793611	8021	< 1.2	< 1	< 1	< 1	< 2.5	< 1	< 1	< 1	< 1.2	< 1	< 1.8	0
10/3/2002	A2980612	8021	< 1.2	< 1	< 1	< 1	< 2.5	< 1	< 1	< 1	< 1.2	< 1	< 1.8	0
1/16/2003	A3056007	8021	< 1.2	< 1	< 1	< 1	< 2.5	< 1	< 1	< 1	< 1.2	< 1	< 1.8	0
4/14/2003	A3347501	8021	< 1.2	< 1	< 1	< 1	< 2.5	< 1	< 1	< 1	< 1.2	< 1	< 1.8	0
7/14/2003	A3670603	8021	< 1.2	< 1	< 1	< 1	< 2.5	< 1	< 1	< 1	< 1.2	< 1	< 1.8	0
10/14/2003	A3998701	8021	< 1.2	< 1	< 1	< 1	< 2.5	< 1	< 1	< 1	< 1.2	< 1	< 1.8	0
1/8/2004	A4026301	8021	< 1.2	< 1	< 1	< 1	< 2.5	< 1	< 1	< 1	< 1.2	< 1	< 1.8	0
7/14/2004	A4664206	8021	< 1.2	< 1	< 1	< 1	< 2.5	< 1	< 1	< 1	< 1.2	< 1	< 1.8	0
4/25/2005	A5408102	8260	< 1.2	< 1	< 1	< 1	< 2.5	< 1	< 1	< 1	< 1.2	< 1	< 1.8	0
7/20/2005	A5762206	8260/5M	< 1.2	< 1	< 1	< 1	< 2.5	< 1	< 1	< 1	< 1.2	< 1	< 1.8	0
7/19/2006	6G20004-11	8260	< 1	< 1	< 1	< 1	< 2	< 1	< 1	< 1	< 1	< 1	< 2	0
7/17/2007	7G18027-07	8260	< 1	< 1	< 1	< 1	< 2	< 1	< 1	< 1	< 1	< 1	< 2	0
7/21/2008	5420896	8260	< 1	< 0.8	< 1	< 0.8	< 2	< 0.8	< 0.8	< 0.8	< 1	< 0.8	< 1	0
7/8/2009	5719626	8260	< 1	< 0.8	< 1	< 0.8	< 2	< 0.8	< 0.8	< 0.8	< 1	< 0.8	< 1	0
7/19/2010	6036154	8260	< 1	< 0.8	< 1	< 0.8	< 2	< 0.8	< 0.8	< 0.8	< 1	< 0.8	< 1	0
7/12/2011	6342645	8260	< 1	< 0.8	< 1	< 0.8	< 2	< 0.8	< 0.8	< 0.8	< 1	< 0.8	< 1	0
7/11/2012	6717357	8260	< 1	< 0.8	< 1	< 0.8	< 2	< 0.8	< 0.8	< 0.8	< 1	< 0.8	< 1	0
7/10/2013	7123809	8260	< 1	< 0.8	< 1	< 0.8	< 2	< 0.8	< 0.8	< 0.8	< 1	< 0.8	< 1	0
7/15/2014	7534313	8260	< 0.5	< 0.5	< 0.5	< 0.5	< 2	< 0.5	< 0.5	< 0.5	< 0.5	< 0.5	< 0.5	0
7/9/2015	7962639	SW8260C	< 0.5	< 0.5	< 0.5	< 0.5	< 2	< 0.5	< 0.5	< 0.5	< 0.5	< 0.5	< 0.5	0

< - Indicates parameter was analyzed for, but not detected at or above the reporting limit
To Address the NYSDEC concerns regarding the presentation and plotting of non-detected values, the data for 2001 to 2004 has been reevaluated and interpreted as follows:

1) Non-detected concentrations have been represented as '<' for reporting purposes.
2) Total VOCs have been recalculated and represented as the sum of the detected parameters shown on this table.
3) The method change to 8260 was approved by the NYSDEC and changed in January 2005.

B - The analyte is present in the associated method blank.
D - Result reported from a secondary dilution analysis.
E - Concentration exceeds the calibration range; Result is estimated.
J - Indicates an estimated value.
µg/L - micrograms per liter

MONITORING WELL GROUNDWATER ANALYTICAL RESULT SUMMARY
FORMER CARBORUNDUM COMPANY
SANBORN, NEW YORK

Well ID: **B-62M**

Date	Lab Sample ID	Method	Carbon tetrachloride (µg/L)	Chloroform (µg/L)	1,1-Dichloroethane (µg/L)	1,1-Dichloroethene (µg/L)	Methylene chloride (µg/L)	trans-1,2-Dichloroethene (µg/L)	cis-1,2-Dichloroethene (µg/L)	1,1,1-Trichloroethane (µg/L)	Trichloroethene (µg/L)	Tetrachloroethene (µg/L)	Vinyl chloride (µg/L)	Total
7/17/2002	A2732712	8021	< 1.2	< 1	< 1	< 1	< 2.5	< 1	2.2	< 1	7.4	< 1	< 1.8	9.6
8/5/2002	A2793609	8021	< 1.2	< 1	< 1	< 1	< 2.5	< 1	0.86 J	< 1	3.1	< 1	< 1.8	3.96
10/4/2002	A2986403	8021	< 1.2	< 1	< 1	< 1	< 2.5	< 1	< 1	< 1	1.2	< 1	< 1.8	1.2
1/17/2003	A3056009	8021	< 1.2	< 1	< 1	< 1	< 2.5	< 1	< 1	< 1	< 1.2	< 1	< 1.8	0
4/3/2003	A3315007	8021	< 1.2	< 1	< 1	< 1	< 2.5	< 1	< 1	< 1	< 1.2	< 1	< 1.8	0
7/8/2003	A3649202	8021	< 1.2	< 1	< 1	< 1	< 2.5	< 1	< 1	< 1	< 1.2	< 1	< 1.8	0
10/8/2003	A3978808	8021	< 1.2	< 1	< 1	< 1	< 2.5	< 1	< 1	< 1	< 1.2	< 1	< 1.8	0
1/7/2004	A4012309	8021	< 1.2	< 1	< 1	< 1	< 2.5	< 1	< 1	< 1	< 1.2	< 1	< 1.8	0
6/29/2004	A4614509	8021	< 1.2	< 1	< 1	< 1	< 2.5	< 1	< 1	< 1	< 1.2	< 1	< 1.8	0
4/4/2005	A5307806	8260	< 1.2	< 1	< 1	< 1	< 2.5	< 1	< 1	< 1	< 1.2	< 1	< 1.8	0
7/12/2005	A5725406	8260/5M	< 1.2	< 1	< 1	< 1	< 2.5	< 1	< 1	< 1	< 1.2	< 1	< 1.8	0
7/21/2006	6G21018-03	8260	< 1	< 1	< 1	< 1	4	< 1	< 1	< 1	< 1	< 1	< 2	4
7/17/2007	7G18027-03	8260	< 1	< 1	< 1	< 1	< 2	< 1	< 1	< 1	< 1	< 1	< 2	0
7/17/2008	5418423	8260	< 1	< 0.8	< 1	< 0.8	< 2	< 0.8	< 0.8	< 0.8	< 1	< 0.8	< 1	0
7/8/2009	5719616	8260	< 1	< 0.8	< 1	< 0.8	< 2	< 0.8	< 0.8	< 0.8	< 1	< 0.8	< 1	0
7/22/2010	6040536	8260	< 1	< 0.8	< 1	< 0.8	< 2	< 0.8	< 0.8	< 0.8	< 1	< 0.8	< 1	0
7/26/2011	6357495	8260	< 1	< 0.8	< 1	< 0.8	< 2	< 0.8	< 0.8	< 0.8	< 1	< 0.8	< 1	0
7/10/2012	6716076	8260	< 1	< 0.8	< 1	< 0.8	< 2	< 0.8	< 0.8	< 0.8	< 1	< 0.8	< 1	0
7/10/2013	7123803	8260	< 1	< 0.8	< 1	< 0.8	< 2	< 0.8	< 0.8	< 0.8	< 1	< 0.8	< 1	0
7/15/2014	7534320	8260	< 0.5	< 0.5	< 0.5	< 0.5	< 2	< 0.5	< 0.5	< 0.5	< 0.5	< 0.5	< 0.5	0
7/9/2015	7962635	SW8260C	< 0.5	< 0.5	< 0.5	< 0.5	< 2	< 0.5	< 0.5	< 0.5	< 0.5	< 0.5	< 0.5	0

< - Indicates parameter was analyzed for, but not detected at or above the reporting limit
To Address the NYSDEC concerns regarding the presentation and plotting of non-detected values, the data for 2001 to 2004 has been reevaluated and interpreted as follows:

1) Non-detected concentrations have been represented as '<' for reporting purposes.
2) Total VOCs have been recalculated and represented as the sum of the detected parameters shown on this table.
3) The method change to 8260 was approved by the NYSDEC and changed in January 2005.

B - The analyte is present in the associated method blank.
D - Result reported from a secondary dilution analysis.
E - Concentration exceeds the calibration range; Result is estimated.
J - Indicates an estimated value.
µg/L - micrograms per liter

MONITORING WELL GROUNDWATER ANALYTICAL RESULT SUMMARY
FORMER CARBORUNDUM COMPANY
SANBORN, NEW YORK

Well ID: **B-63M**

Date	Lab Sample ID	Method	Carbon tetrachloride (µg/L)	Chloroform (µg/L)	1,1-Dichloroethane (µg/L)	1,1-Dichloroethene (µg/L)	Methylene chloride (µg/L)	trans-1,2-Dichloroethene (µg/L)	cis-1,2-Dichloroethene (µg/L)	1,1,1-Trichloroethane (µg/L)	Trichloroethene (µg/L)	Tetrachloroethene (µg/L)	Vinyl chloride (µg/L)	Total
7/17/2002	A2732709	8021	< 1.2	< 1	< 1	< 1	< 2.5	< 1	< 1	< 1	< 1.2	< 1	< 1.8	0
8/5/2002	A2793605	8021	< 1.2	< 1	< 1	< 1	< 2.5	< 1	< 1	< 1	< 1.2	< 1	< 1.8	0
1/13/2003	A3038006	8021	< 1.2	< 1	< 1	< 1	< 2.5	< 1	< 1	< 1	< 1.2	< 1	< 1.8	0
4/3/2003	A3315004	8021	< 1.2	< 1	< 1	< 1	< 2.5	< 1	< 1	< 1	< 1.2	< 1	< 1.8	0
7/8/2003	A3649201	8021	< 1.2	< 1	< 1	< 1	< 2.5	< 1	< 1	< 1	< 1.2	< 1	< 1.8	0
10/8/2003	A3978807	8021	< 1.2	< 1	< 1	< 1	< 2.5	< 1	< 1	< 1	< 1.2	< 1	< 1.8	0
1/7/2004	A4012305	8021	< 1.2	< 1	< 1	< 1	< 2.5	< 1	< 1	< 1	< 1.2	< 1	< 1.8	0
6/28/2004	A4614504	8021	< 1.2	< 1	< 1	< 1	< 2.5	< 1	< 1	< 1	< 1.2	< 1	< 1.8	0
4/4/2005	A5307805	8260	< 1.2	< 1	< 1	< 1	< 2.5	< 1	< 1	< 1	< 1.2	< 1	< 1.8	0
7/12/2005	A5725405	8260/5M	< 1.2	< 1	< 1	< 1	< 2.5	< 1	< 1	< 1	< 1.2	< 1	< 1.8	0
7/19/2006	6G20004-13	8260	< 1	< 1	< 1	< 1	< 2	< 1	< 1	< 1	< 1	< 1	< 2	0
7/18/2007	7G19011-08	8260	< 1	< 1	< 1	< 1	< 2	< 1	< 1	< 1	< 1	< 1	< 2	0
7/17/2008	5418424	8260	< 1	< 0.8	< 1	< 0.8	< 2	< 0.8	< 0.8	< 0.8	< 1	< 0.8	< 1	0
7/8/2009	5719620	8260	< 1	< 0.8	< 1	< 0.8	< 2	< 0.8	< 0.8	< 0.8	< 1	< 0.8	< 1	0
7/22/2010	6040535	8260	< 1	< 0.8	< 1	< 0.8	< 2	< 0.8	< 0.8	< 0.8	< 1	< 0.8	< 1	0
7/26/2011	6357496	8260	< 1	< 0.8	< 1	< 0.8	< 2	< 0.8	< 0.8	< 0.8	< 1	< 0.8	< 1	0
7/10/2012	6716070	8260	< 1	< 0.8	< 1	< 0.8	< 2	< 0.8	< 0.8	< 0.8	< 1	< 0.8	< 1	0
7/10/2013	7123802	8260	< 1	< 0.8	< 1	< 0.8	< 2	< 0.8	< 0.8	< 0.8	< 1	< 0.8	< 1	0
7/15/2014	7534316	8260	< 0.5	< 0.5	< 0.5	< 0.5	< 2	< 0.5	< 0.5	< 0.5	< 0.5	< 0.5	< 0.5	0
7/9/2015	7962634	SW8260C	< 0.5	< 0.5	< 0.5	< 0.5	< 2	< 0.5	< 0.5	< 0.5	< 0.5	< 0.5	< 0.5	0

< - Indicates parameter was analyzed for, but not detected at or above the reporting limit
To Address the NYSDEC concerns regarding the presentation and plotting of non-detected values, the data for 2001 to 2004 has been reevaluated and interpreted as follows:

1) Non-detected concentrations have been represented as '<' for reporting purposes.
2) Total VOCs have been recalculated and represented as the sum of the detected parameters shown on this table.
3) The method change to 8260 was approved by the NYSDEC and changed in January 2005.

B - The analyte is present in the associated method blank.
D - Result reported from a secondary dilution analysis.
E - Concentration exceeds the calibration range; Result is estimated.
J - Indicates an estimated value.
µg/L - micrograms per liter

MONITORING WELL GROUNDWATER ANALYTICAL RESULT SUMMARY
FORMER CARBORUNDUM COMPANY
SANBORN, NEW YORK

Well ID: **B-64M**

Date	Lab Sample ID	Method	Carbon tetrachloride (µg/L)	Chloroform (µg/L)	1,1-Dichloroethane (µg/L)	1,1-Dichloroethene (µg/L)	Methylene chloride (µg/L)	trans-1,2-Dichloroethene (µg/L)	cis-1,2-Dichloroethene (µg/L)	1,1,1-Trichloroethane (µg/L)	Trichloroethene (µg/L)	Tetrachloroethene (µg/L)	Vinyl chloride (µg/L)	Total
7/17/2002	A2732711	8021	< 1.2	17	< 1	< 1	< 2.5	< 1	< 1	< 1	8.7	< 1	< 1.8	25.7
8/5/2002	A2793606	8021	< 1.2	9.4	< 1	< 1	< 2.5	< 1	3.7	< 1	6.8	< 1	< 1.8	19.9
10/7/2002	A2999204	8021	< 1.2	0.9 J	< 1	< 1	< 2.5	< 1	0.3 J	< 1	0.96 J	< 1	< 1.8	2.16
1/15/2003	A3043011	8021	< 1.2	< 1	< 1	< 1	< 2.5	< 1	< 1	< 1	< 1.2	< 1	< 1.8	0
4/3/2003	A3315005	8021	< 1.2	< 1	< 1	< 1	< 2.5	< 1	< 1	< 1	< 1.2	< 1	< 1.8	0
7/3/2003	A3639706	8021	< 1.2	< 1	< 1	< 1	< 2.5	< 1	< 1	< 1	< 1.2	< 1	< 1.8	0
10/8/2003	A3978805	8021	< 1.2	< 1	< 1	< 1	< 2.5	< 1	1.1	< 1	< 1.2	< 1	< 1.8	1.1
1/7/2004	A4012307	8021	< 1.2	< 1	< 1	< 1	< 2.5	< 1	< 1	< 1	< 1.2	< 1	< 1.8	0
6/28/2004	A4614502	8021	< 1.2	< 1	< 1	< 1	< 2.5	< 1	< 1	< 1	< 1.2	< 1	< 1.8	0
4/4/2005	A5307804	8260	< 1.2	< 1	< 1	< 1	< 2.5	< 1	< 1	< 1	< 1.2	< 1	< 1.8	0
7/12/2005	A5725404	8260/5M	< 1.2	< 1	< 1	< 1	< 2.5	< 1	< 1	< 1	< 1.2	< 1	< 1.8	0
7/21/2006	6G21018-04	8260	< 1	< 1	< 1	< 1	5 B	< 1	< 1	< 1	< 1	< 1	< 2	5
7/17/2007	7G18027-01	8260	< 1	< 1	< 1	< 1	< 2	< 1	< 1	< 1	< 1	< 1	< 2	0
7/17/2008	5418425	8260	< 1	< 0.8	< 1	< 0.8	< 2	< 0.8	< 0.8	< 0.8	< 1	< 0.8	< 1	0
7/8/2009	5719619	8260	< 1	< 0.8	< 1	< 0.8	< 2	< 0.8	< 0.8	< 0.8	< 1	< 0.8	< 1	0
7/22/2010	6040531	8260	< 1	< 0.8	< 1	< 0.8	< 2	< 0.8	< 0.8	< 0.8	< 1	< 0.8	< 1	0
7/26/2011	6357497	8260	< 1	< 0.8	< 1	< 0.8	< 2	< 0.8	< 0.8	< 0.8	< 1	< 0.8	< 1	0
7/10/2012	6716071	8260	< 1	< 0.8	< 1	< 0.8	< 2	< 0.8	< 0.8	< 0.8	< 1	< 0.8	< 1	0
7/10/2013	7123804	8260	< 1	< 0.8	< 1	< 0.8	< 2	< 0.8	< 0.8	< 0.8	< 1	< 0.8	< 1	0
7/15/2014	7534317	8260	< 0.5	< 0.5	< 0.5	< 0.5	< 2	< 0.5	< 0.5	< 0.5	< 0.5	< 0.5	< 0.5	0
7/9/2015	7962633	SW8260C	< 0.5	< 0.5	< 0.5	< 0.5	< 2	< 0.5	< 0.5	< 0.5	< 0.5	< 0.5	< 0.5	0

< - Indicates parameter was analyzed for, but not detected at or above the reporting limit
To Address the NYSDEC concerns regarding the presentation and plotting of non-detected values, the data for 2001 to 2004 has been reevaluated and interpreted as follows:
1) Non-detected concentrations have been represented as '<' for reporting purposes.
2) Total VOCs have been recalculated and represented as the sum of the detected parameters shown on this table.
3) The method change to 8260 was approved by the NYSDEC and changed in January 2005.

B - The analyte is present in the associated method blank.
D - Result reported from a secondary dilution analysis.
E - Concentration exceeds the calibration range; Result is estimated.
J - Indicates an estimated value.
µg/L - micrograms per liter

MONITORING WELL GROUNDWATER ANALYTICAL RESULT SUMMARY
FORMER CARBORUNDUM COMPANY
SANBORN, NEW YORK

Well ID: **B-65M**

Date	Lab Sample ID	Method	Carbon tetrachloride (µg/L)	Chloroform (µg/L)	1,1-Dichloroethane (µg/L)	1,1-Dichloroethene (µg/L)	Methylene chloride (µg/L)	trans-1,2-Dichloroethene (µg/L)	cis-1,2-Dichloroethene (µg/L)	1,1,1-Trichloroethane (µg/L)	Trichloroethene (µg/L)	Tetrachloroethene (µg/L)	Vinyl chloride (µg/L)	Total
7/17/2002	A2732713	8021	< 1.2	< 1	< 1	< 1	< 2.5	< 1	< 1	< 1	2.6	< 1	< 1.8	2.6
8/5/2002	A2793607	8021	< 1.2	0.24 J	< 1	< 1	< 2.5	< 1	< 1	< 1	0.49 J	< 1	< 1.8	0.73
10/7/2002	A2999203	8021	< 1.2	< 1	< 1	< 1	< 2.5	< 1	< 1	< 1	< 1.2	< 1	< 1.8	0
1/15/2003	A3043010	8021	< 1.2	< 1	< 1	< 1	< 2.5	< 1	< 1	< 1	< 1.2	< 1	< 1.8	0
4/3/2003	A3315006	8021	< 1.2	< 1	< 1	< 1	< 2.5	< 1	< 1	< 1	< 1.2	< 1	< 1.8	0
7/3/2003	A3639707	8021	< 1.2	< 1	< 1	< 1	< 2.5	< 1	< 1	< 1	< 1.2	< 1	< 1.8	0
10/8/2003	A3978806	8021	< 1.2	< 1	< 1	< 1	< 2.5	< 1	< 1	< 1	< 1.2	< 1	< 1.8	0
1/7/2004	A4012308	8021	< 1.2	< 1	< 1	< 1	< 2.5	< 1	< 1	< 1	< 1.2	< 1	< 1.8	0
6/29/2004	A4614508	8021	< 1.2	< 1	< 1	< 1	< 2.5	< 1	< 1	< 1	< 1.2	< 1	< 1.8	0
4/4/2005	A5307803	8260	< 1.2	< 1	< 1	< 1	< 2.5	< 1	< 1	< 1	< 1.2	< 1	< 1.8	0
7/12/2005	A5725403	8260/5M	< 1.2	< 1	< 1	< 1	< 2.5	< 1	< 1	< 1	< 1.2	< 1	< 1.8	0
7/21/2006	6G21018-05	8260	< 1	< 1	< 1	< 1	3 B	< 1	< 1	< 1	< 1	< 1	< 2	3
7/17/2007	7G18027-02	8260	< 1	< 1	< 1	< 1	< 2	< 1	< 1	< 1	< 1	< 1	< 2	0
7/17/2008	5418426	8260	< 1	< 0.8	< 1	< 0.8	< 2	< 0.8	< 0.8	< 0.8	< 1	< 0.8	< 1	0
7/8/2009	5719618	8260	< 1	< 0.8	< 1	< 0.8	< 2	< 0.8	< 0.8	< 0.8	< 1	< 0.8	< 1	0
7/22/2010	6040539	8260	< 1	< 0.8	< 1	< 0.8	< 2	< 0.8	< 0.8	< 0.8	< 1	< 0.8	< 1	0
7/26/2011	6357501	8260	< 1	< 0.8	< 1	< 0.8	< 2	< 0.8	< 0.8	< 0.8	< 1	< 0.8	< 1	0
7/10/2012	6716072	8260	< 1	< 0.8	< 1	< 0.8	< 2	< 0.8	< 0.8	< 0.8	< 1	< 0.8	< 1	0
7/10/2013	7123805	8260	< 1	< 0.8	< 1	< 0.8	< 2	< 0.8	< 0.8	< 0.8	< 1	< 0.8	< 1	0
7/15/2014	7534318	8260	< 0.5	< 0.5	< 0.5	< 0.5	< 2	< 0.5	< 0.5	< 0.5	< 0.5	< 0.5	< 0.5	0
7/9/2015	7962632	SW8260C	< 0.5	< 0.5	< 0.5	< 0.5	< 2	< 0.5	< 0.5	< 0.5	< 0.5	< 0.5	< 0.5	0

< - Indicates parameter was analyzed for, but not detected at or above the reporting limit
To Address the NYSDEC concerns regarding the presentation and plotting of non-detected values, the data for 2001 to 2004 has been reevaluated and interpreted as follows:
1) Non-detected concentrations have been represented as '<' for reporting purposes.
2) Total VOCs have been recalculated and represented as the sum of the detected parameters shown on this table.
3) The method change to 8260 was approved by the NYSDEC and changed in January 2005.

B - The analyte is present in the associated method blank.
D - Result reported from a secondary dilution analysis.
E - Concentration exceeds the calibration range; Result is estimated.
J - Indicates an estimated value.
µg/L - micrograms per liter

MONITORING WELL GROUNDWATER ANALYTICAL RESULT SUMMARY
FORMER CARBORUNDUM COMPANY
SANBORN, NEW YORK

Well ID: **B-66M**

Date	Lab Sample ID	Method	Carbon tetrachloride (µg/L)	Chloroform (µg/L)	1,1-Dichloroethane (µg/L)	1,1-Dichloroethene (µg/L)	Methylene chloride (µg/L)	trans-1,2-Dichloroethene (µg/L)	cis-1,2-Dichloroethene (µg/L)	1,1,1-Trichloroethane (µg/L)	Trichloroethene (µg/L)	Tetrachloroethene (µg/L)	Vinyl chloride (µg/L)	Total
7/18/2002	A2732706	8021	< 1.2	< 1	< 1	< 1	< 2.5	< 1	< 1	< 1	5.2	< 1	< 1.8	5.2
8/5/2002	A2793608	8021	< 1.2	0.35 J	< 1	< 1	< 2.5	< 1	< 1	< 1	2.6	< 1	< 1.8	2.95
10/7/2002	A2999202	8021	< 1.2	< 1	< 1	< 1	< 2.5	< 1	< 1	< 1	< 1.2	< 1	< 1.8	0
1/14/2003	A3043005	8021	< 1.2	< 1	< 1	< 1	< 2.5	< 1	0.38 J	< 1	0.24 J	< 1	< 1.8	0.62
4/7/2003	A3320701	8021	< 1.2	< 1	< 1	< 1	< 2.5	< 1	< 1	< 1	< 1.2	< 1	< 1.8	0
7/3/2003	A3639704	8021	< 1.2	< 1	< 1	< 1	< 2.5	< 1	< 1	< 1	< 1.2	< 1	< 1.8	0
10/8/2003	A3978803	8021	< 1.2	< 1	< 1	< 1	< 2.5	< 1	< 1	< 1	< 1.2	< 1	< 1.8	0
1/7/2004	A4012311	8021	< 1.2	< 1	< 1	< 1	< 2.5	< 1	< 1	< 1	< 1.2	< 1	< 1.8	0
6/28/2004	A4614505	8021	< 1.2	< 1	< 1	< 1	< 2.5	< 1	< 1	< 1	< 1.2	< 1	< 1.8	0
4/4/2005	A5307802	8260	< 1.2	< 1	< 1	< 1	< 2.5	< 1	< 1	< 1	< 1.2	< 1	< 1.8	0
7/12/2005	A5725402	8260/5M	< 1.2	< 1	< 1	< 1	< 2.5	< 1	< 1	< 1	< 1.2	< 1	< 1.8	0
7/13/2006	6G14009-01	8260	< 1	< 1	< 1	< 1	< 2	< 1	< 1	< 1	< 1	< 1	< 2	0
7/17/2007	7G18027-05	8260	< 1	< 1	< 1	< 1	< 2	< 1	< 1	< 1	< 1	< 1	< 2	0
7/17/2008	5418427	8260	< 1	< 0.8	< 1	< 0.8	< 2	< 0.8	< 0.8	< 0.8	< 1	< 0.8	< 1	0
7/8/2009	5719614	8260	< 1	< 0.8	< 1	< 0.8	< 2	< 0.8	< 0.8	< 0.8	< 1	< 0.8	< 1	0
7/19/2010	6036147	8260	< 1	< 0.8	< 1	< 0.8	< 2	< 0.8	< 0.8	< 0.8	< 1	< 0.8	< 1	0
7/26/2011	6357502	8260	< 1	< 0.8	< 1	< 0.8	< 2	< 0.8	< 0.8	< 0.8	< 1	< 0.8	< 1	0
7/10/2012	6716077	8260	< 1	< 0.8	< 1	< 0.8	< 2	< 0.8	< 0.8	< 0.8	< 1	< 0.8	< 1	0
7/10/2013	7123806	8260	< 1	< 0.8	< 1	< 0.8	< 2	< 0.8	< 0.8	< 0.8	< 1	< 0.8	< 1	0
7/11/2014	7531028	8260	< 0.5	< 0.5	< 0.5	< 0.5	< 2	< 0.5	< 0.5	< 0.5	< 0.5	< 0.5	< 0.5	0
7/9/2015	7962630	SW8260C	< 0.5	< 0.5	< 0.5	< 0.5	< 2	< 0.5	< 0.5	< 0.5	< 0.5	< 0.5	< 0.5	0

< - Indicates parameter was analyzed for, but not detected at or above the reporting limit
To Address the NYSDEC concerns regarding the presentation and plotting of non-detected values, the data for 2001 to 2004 has been reevaluated and interpreted as follows:

1) Non-detected concentrations have been represented as '<' for reporting purposes.
2) Total VOCs have been recalculated and represented as the sum of the detected parameters shown on this table.
3) The method change to 8260 was approved by the NYSDEC and changed in January 2005.

B - The analyte is present in the associated method blank.
D - Result reported from a secondary dilution analysis.
E - Concentration exceeds the calibration range; Result is estimated.
J - Indicates an estimated value.
µg/L - micrograms per liter

MONITORING WELL GROUNDWATER ANALYTICAL RESULT SUMMARY
FORMER CARBORUNDUM COMPANY
SANBORN, NEW YORK

Well ID: **B-67M**

Date	Lab Sample ID	Method	Carbon tetrachloride (µg/L)	Chloroform (µg/L)	1,1-Dichloroethane (µg/L)	1,1-Dichloroethene (µg/L)	Methylene chloride (µg/L)	trans-1,2-Dichloroethene (µg/L)	cis-1,2-Dichloroethene (µg/L)	1,1,1-Trichloroethane (µg/L)	Trichloroethene (µg/L)	Tetrachloroethene (µg/L)	Vinyl chloride (µg/L)	Total
7/17/2002	A2732707	8021	< 1.2	< 1	< 1	< 1	< 2.5	< 1	< 1	< 1	< 1.2	< 1	< 1.8	0
8/5/2002	A2793613	8021	< 1.2	< 1	< 1	< 1	< 2.5	< 1	< 1	< 1	< 1.2	< 1	< 1.8	0
10/4/2002	A2986401	8021	< 1.2	< 1	< 1	< 1	< 2.5	< 1	< 1	< 1	< 1.2	< 1	< 1.8	0
1/14/2003	A3043006	8021	< 1.2	< 1	< 1	< 1	< 2.5	< 1	< 1	< 1	< 1.2	< 1	< 1.8	0
4/3/2003	A3315001	8021	< 1.2	< 1	< 1	< 1	< 2.5	< 1	< 1	< 1	< 1.2	< 1	< 1.8	0
7/3/2003	A3639705	8021	< 1.2	< 1	< 1	< 1	< 2.5	< 1	< 1	< 1	< 1.2	< 1	< 1.8	0
10/8/2003	A3978802	8021	< 1.2	< 1	< 1	< 1	< 2.5	< 1	< 1	< 1	< 1.2	< 1	< 1.8	0
1/7/2004	A4012310	8021	< 1.2	< 1	< 1	< 1	< 2.5	< 1	< 1	< 1	< 1.2	< 1	< 1.8	0
6/28/2004	A4614506	8021	< 1.2	< 1	< 1	< 1	< 2.5	< 1	< 1	< 1	< 1.2	< 1	< 1.8	0
4/4/2005	A5307801	8260	< 1.2	< 1	< 1	< 1	< 2.5	< 1	< 1	< 1	< 1.2	< 1	< 1.8	0
7/12/2005	A5725401	8260/5M	< 1.2	< 1	< 1	< 1	< 2.5	< 1	< 1	< 1	< 1.2	< 1	< 1.8	0
7/13/2006	6G14009-02	8260	< 1	< 1	< 1	< 1	3	< 1	< 1	< 1	< 1	< 1	< 2	3
7/17/2007	7G18027-04	8260	< 1	< 1	< 1	< 1	< 2	< 1	< 1	< 1	< 1	< 1	< 2	0
7/17/2008	5418428	8260	< 1	< 0.8	< 1	< 0.8	< 2	< 0.8	< 0.8	< 0.8	< 1	< 0.8	< 1	0
7/8/2009	5719615	8260	< 1	< 0.8	< 1	< 0.8	< 2	< 0.8	< 0.8	< 0.8	< 1	< 0.8	< 1	0
7/19/2010	6036146	8260	< 1	< 0.8	< 1	< 0.8	< 2	< 0.8	< 0.8	< 0.8	< 1	< 0.8	< 1	0
7/26/2011	6357503	8260	< 1	< 0.8	< 1	< 0.8	< 2	< 0.8	< 0.8	< 0.8	< 1	< 0.8	< 1	0
7/10/2012	6716078	8260	< 1	< 0.8	< 1	< 0.8	< 2	< 0.8	< 0.8	< 0.8	< 1	< 0.8	< 1	0
7/10/2013	7123807	8260	< 1	< 0.8	< 1	< 0.8	< 2	< 0.8	< 0.8	< 0.8	< 1	< 0.8	< 1	0
7/11/2014	7531027	8260	< 0.5	< 0.5	< 0.5	< 0.5	< 2	< 0.5	< 0.5	< 0.5	< 0.5	< 0.5	< 0.5	0
7/9/2015	7962631	SW8260C	< 0.5	< 0.5	< 0.5	< 0.5	< 2	< 0.5	< 0.5	< 0.5	< 0.5	< 0.5	< 0.5	0

< - Indicates parameter was analyzed for, but not detected at or above the reporting limit
To Address the NYSDEC concerns regarding the presentation and plotting of non-detected values, the data for 2001 to 2004 has been reevaluated and interpreted as follows:
1) Non-detected concentrations have been represented as '<' for reporting purposes.
2) Total VOCs have been recalculated and represented as the sum of the detected parameters shown on this table.
3) The method change to 8260 was approved by the NYSDEC and changed in January 2005.

B - The analyte is present in the associated method blank.
D - Result reported from a secondary dilution analysis.
E - Concentration exceeds the calibration range; Result is estimated.
J - Indicates an estimated value.
µg/L - micrograms per liter

MONITORING WELL GROUNDWATER ANALYTICAL RESULT SUMMARY
FORMER CARBORUNDUM COMPANY
SANBORN, NEW YORK

Well ID: **DNAPL SUMP**

Date	Lab Sample ID	Method	Carbon tetrachloride (µg/L)	Chloroform (µg/L)	1,1-Dichloroethane (µg/L)	1,1-Dichloroethene (µg/L)	Methylene chloride (µg/L)	trans-1,2-Dichloroethene (µg/L)	cis-1,2-Dichloroethene (µg/L)	1,1,1-Trichloroethane (µg/L)	Trichloroethene (µg/L)	Tetrachloroethene (µg/L)	Vinyl chloride (µg/L)	Total
7/20/2000	A0508914	8021	< 20	< 20	< 20	< 20	< 20	< 20	1500	< 20	400	< 20	< 20	1900
4/25/2001	A1382102	8021	< 20	< 20	< 20	< 20	< 20	< 20	2300	< 20	14000 D	< 20	56	16356
7/12/2001	A1663804	8021	< 1.2	< 1	< 1	< 1	1.7 J	< 1	120	< 1	63	< 1	2.5	187.2
1/25/2002	A2081502	8021	< 1.2	< 1	< 1	13	1 J	15	4900 D	< 1	1600 D	1.3	9.1	6539.4
4/19/2002	A2384301	8021	< 40	< 40	< 40	< 40	< 40	< 40	5900	< 40	5000	< 40	130	11030
7/16/2002	A2722915	8021	< 40	< 40	< 40	< 40	160	< 40	3000	< 40	5500	< 40	240	8900
10/9/2002	A2A07506	8021	< 100	< 100	< 100	< 100	< 100	< 100	4400	< 100	6600	< 100	< 100	11000
1/23/2003	A3075206	8021	< 290	< 91	< 99	< 160	< 370	< 150	2800	< 190	16000	< 330	< 130	18800
4/10/2003	A3335401	8021	< 29	< 9.1	< 9.9	< 16	180	< 15	2100	< 19	2400	< 33	190	4870
7/10/2003	A3654306	8021	< 58	< 18	< 20	< 33	< 74	< 31	1700	< 37	3400	< 66	110	5210

< - Indicates parameter was analyzed for, but not detected at or above the reporting limit
To Address the NYSDEC concerns regarding the presentation and plotting of non-detected values, the data for 2001 to 2004 has been reevaluated and interpreted as follows:

1) Non-detected concentrations have been represented as '<' for reporting purposes.
2) Total VOCs have been recalculated and represented as the sum of the detected parameters shown on this table.
3) The method change to 8260 was approved by the NYSDEC and changed in January 2005.

B - The analyte is present in the associated method blank.
D - Result reported from a secondary dilution analysis.
E - Concentration exceeds the calibration range; Result is estimated.
J - Indicates an estimated value.
µg/L - micrograms per liter

MONITORING WELL GROUNDWATER ANALYTICAL RESULT SUMMARY
FORMER CARBORUNDUM COMPANY
SANBORN, NEW YORK

Well ID: **P-2**

Date	Lab Sample ID	Method	Carbon tetrachloride (µg/L)	Chloroform (µg/L)	1,1-Dichloroethane (µg/L)	1,1-Dichloroethene (µg/L)	Methylene chloride (µg/L)	trans-1,2-Dichloroethene (µg/L)	cis-1,2-Dichloroethene (µg/L)	1,1,1-Trichloroethane (µg/L)	Trichloroethene (µg/L)	Tetrachloroethene (µg/L)	Vinyl chloride (µg/L)	Total
8/1/1984		8260		8	46	0.03	9	< 5	52	320	340	< 5	7	782.03
3/1/1985		8260	< 5	< 5	< 5	< 10	< 5	< 5	24	< 5	81	< 5	< 5	105
5/1/1985		8260	< 40	< 20	< 40	< 100	< 20	< 60	< 60	< 60	58	< 5	< 40	58
12/1/1985		8260	< 2.8	< 1.6	< 4.7	< 2.8	< 0.4	< 5	3.4	< 3.8	57	< 5	< 10	60.4
4/1/1986		8260	< 0.4	< 0.2	< 0.4	< 0.4	< 0.2	< 5	6.2	< 0.2	32	< 5	< 0.4	38.2
7/1/1986		8260	< 0.4	< 0.2	1.2	< 0.4	< 0.2	< 5	97	0.4	300	< 5	0.6	399.2
10/1/1986		8260	< 1	1.5	< 1	< 1	< 3	< 5	12	< 1	180	< 5	< 1	193.5
4/1/1987		8260	< 0.2	< 0.2	< 0.2	< 0.2	< 0.2	< 5	4.8	< 0.2	21	< 5	< 0.2	25.8
7/1/1987		8260	< 1	< 0.6	4.9	< 0.4	< 0.2	< 5	54	29	490	< 5	< 1.3	577.9
10/1/1987		8260	< 100	90	1200	67	42	< 5	3600	3700	19000	< 5	150	27849
2/1/1988		8260	< 1	< 1	< 1	< 2	< 1	< 5	32	< 1	110	< 5	< 2	142
8/1/1988		8260	< 1	8	11	< 1	< 1	< 5	39	7	82	< 5	< 2	147
11/1/1988		8260	< 0.2	< 0.2	2	0.2	0.7	< 5	190	3.6	1600	< 5	7.6	1804.1
1/1/1989		8260	< 0.1	< 5	2.6	0.4	< 0.1	2.4	48	9.5	560	0.3	1.4	624.6
4/1/1989		8260	26	< 0.05	< 0.07	< 0.03	< 0.1	< 0.1	5	< 0.03	< 0.1	< 0.03	< 0.2	31
7/1/1989		8260	< 1.2	< 0.5	< 0.7	< 1.3	< 2.5	< 1	12	< 0.3	93	< 0.3	< 1.8	105
10/1/1989		8260	< 1	< 0.5	110	6.7	< 1	1.9	140	240	1200	< 0.3	19	1717.6
1/1/1990		8260	< 5	< 2.5	< 3.5	< 5	< 25	< 5	21	< 1	190	< 1.5	< 5	211
4/1/1990		8260	< 1	< 0.5	< 0.7	< 1	< 5	< 1	3.9	< 0.3	30	< 0.3	< 1	33.9
7/1/1990		8260	< 1	< 0.5	5.4	< 1	< 5	< 1	15	16	140	< 0.3	< 1	176.4
10/1/1990		8260	< 5	7.9	720	210	< 5	11	1200	1200	1800	< 1.5	41	5189.9
1/1/1991		8260	< 1	< 0.5	< 0.7	3.1	< 5	< 1	19	4.7	170	< 0.3	< 1	196.8
4/1/1991		8260	< 6	< 2.5	< 3.5	< 6.5	< 12	< 5	9.8	2	79	< 1.5	< 9	90.8
7/1/1991		8260	< 6	3	5.8	< 6.5	< 13	< 5	120	19	920	< 1.5	< 9	1067.8
10/1/1991		8260	< 12	11	240	36	< 25	< 10	750	750	8300	< 3	42	10129
1/1/1992		8260	< 120	< 50	880	< 130	< 250	< 100	1300	2200	11000	< 30	< 180	15380
4/1/1992		8260	< 120	< 50	< 70	< 130	< 250	< 100	< 100	< 30	510	< 30	< 180	510
7/1/1992		8260	< 120	< 50	< 70	< 130	< 250	< 100	230	< 200	2100	< 30	< 180	2330
10/1/1992		8260	< 1.2	1.2	5.1	1.6	< 2.5	< 1	120	18	520	< 0.3	7.6	673.5
2/26/1993		8260	< 1.2	< 0.5	4.6	< 1.3	< 2.5	< 1	27	12	390	< 0.3	3.7	437.3
3/5/1993		8260	< 1.2	< 0.5	3	< 1.3	< 2.5	1	36	7.1	500	< 0.3	4.2	551.3
3/11/1993		8260	< 1.2	1.1	2.4	< 1.3	< 2.5	< 1	35	6	480	< 0.3	3.8	528.3
3/16/1993		8260	< 1.2	0.54	2.2	< 1.3	< 2.5	< 1	29	5.5	450	0.36	3.4	491
3/29/1993		8260	< 1.2	< 0.5	< 0.7	< 1.3	< 2.5	< 1	2.9	< 0.5	51	< 0.3	< 1.8	53.9
4/15/1993		8260	< 1.2	< 0.5	3.6	< 1.3	< 2.5	< 1	8	10	110	< 0.3	< 1.8	131.6
5/6/1993		8260	< 1.2	< 0.5	3.5	< 1.3	< 2.5	< 1	23	12	350	< 0.3	< 1.8	388.5
6/4/1993		8260	< 1.2	< 0.5	8.6	< 1.3	4.1	< 1	27	26	1100	0.63	< 1.8	1166.33
6/29/1993		8260	< 1.2	< 0.5	9.8	< 1.3	< 2.5	< 1	54	27	550	< 0.3	< 1.8	640.8
8/4/1993		8260	< 1.2	< 0.5	5.5	< 1.3	7.3	1.1	66	9.9	530	< 0.3	6.2	626
9/1/1993		8260	< 12	< 5	< 7	< 13	< 25	< 10	82	7.1	480	< 3	< 18	569.1
10/6/1993		8260	< 12	< 5	< 7	< 13	29	< 1	76	5.3	690	< 3	< 18	800.3
12/31/1993		8260	< 0.5	< 0.5	1.1	< 0.5	1.1 *	< 0.5	16	0.77	330	< 0.5	3.8	352.77
1/1/1994		8260	< 5	< 5	< 5	< 5	< 5	< 5	30	< 5	300	< 5	< 10	330
1/2/1994		8260	< 5	< 5	< 5	< 5	< 5	< 5	29	< 5	690	< 5	< 10	719
1/3/1994		8260	< 0.5	< 0.5	4.2	< 0.5	0.6 *	< 0.5	37	7.4	730	< 0.5	8.2	787.4
1/4/1994		8260	< 0.5	< 0.5	11	0.6	1.2 *	< 0.5	53	25	750	< 0.5	7.7	848.5

< - Indicates parameter was analyzed for, but not detected at or above the reporting limit
To Address the NYSDEC concerns regarding the presentation and plotting of non-detected values, the data for 2001 to 2004 has been reevaluated and interpreted as follows:

1) Non-detected concentrations have been represented as '<' for reporting purposes.
2) Total VOCs have been recalculated and represented as the sum of the detected parameters shown on this table.
3) The method change to 8260 was approved by the NYSDEC and changed in January 2005.

B - The analyte is present in the associated method blank.
D - Result reported from a secondary dilution analysis.
E - Concentration exceeds the calibration range; Result is estimated.
J - Indicates an estimated value.
µg/L - micrograms per liter

Well ID: **P-2**

Date	Lab Sample ID	Method	Carbon tetrachloride (µg/L)	Chloroform (µg/L)	1,1-Dichloroethane (µg/L)	1,1-Dichloroethene (µg/L)	Methylene chloride (µg/L)	trans-1,2-Dichloroethene (µg/L)	cis-1,2-Dichloroethene (µg/L)	1,1,1-Trichloroethane (µg/L)	Trichloroethene (µg/L)	Tetrachloroethene (µg/L)	Vinyl chloride (µg/L)	Total
1/6/1994		8260	< 0.5	< 0.5	< 0.5	< 0.5	< 0.5	< 0.5	56	14	860	< 0.5	9.5	939.5
1/7/1994		8260	< 0.5	< 0.5	4.7	< 0.5	1 *	< 0.5	36	9	610	< 0.5	2.9	663.6
1/11/1994		8260	< 0.5	< 0.5	3.6	< 0.5	< 0.5	< 0.5	51	16	660	< 0.5	1.1	731.7
1/13/1994		8260	< 0.5	< 0.5	6.2	1.1	0.92 *	0.66	54	13.2	890	< 0.5	4.5	970.58
1/20/1994		8260	< 1.2	< 0.5	11	< 1.3	< 2.5	1.1	57	20	630	< 0.3	11	730.1
1/27/1994		8260	< 1.2	< 0.5	8.1	< 1.3	< 2.5	< 1	120	14	830	< 0.3	17	989.1
6/10/1994		8260	< 12	7.2	26	13	270	< 10	38	53	750	< 3	22	1179.2
7/6/1994		8260	< 1.2	< 0.5	3	< 1.3	< 2.5	1	57	8.9	810	< 0.3	2.2	882.1
8/16/1994		8260	< 12	< 5	9.8	< 13	< 25	< 10	74	28	500	< 3	< 18	611.8
10/7/1994		8260	< 12	< 5	< 7	< 13	< 25	< 10	61	< 5	610	< 3	< 18	671
1/25/1995		8260	< 1	< 1	< 1	< 1	< 1	< 1	4.2	4.3	96	< 1	< 2	104.5
4/4/1995		8260	< 2.5	< 2.5	< 2.5	< 2.5	< 2.5	< 2.5	32	< 2.5	340	< 2.5	< 5	372
6/27/1995		8260	< 10	< 10	< 10	< 10	< 10	< 10	56	< 10	860	< 10	< 20	916
10/10/1995		8260	< 12	< 5	18	< 7	< 25	< 10	130	32	790	< 7.9	< 18	970
1/11/1996		8260	< 12	< 5	< 10	< 7	< 25	< 10	33	< 6.4	480	< 7.9	< 18	513
4/2/1996		8260	< 12	< 5	< 10	< 7	< 25	< 10	28	< 6.4	490	< 7.9	< 18	518
7/11/1996		8260	< 12	< 5	< 10	< 7	< 25	< 10	48	< 6.4	510	< 7.9	< 18	558
10/4/1996		8260	< 12	5.5	< 10	< 7	< 25	< 10	31	< 6.4	620	< 7.9	< 18	656.5
1/29/1997		8260	< 12	< 5	< 10	< 7	< 25	< 10	25	< 6.4	600	< 7.9	< 18	625
4/16/1997		8260	< 12	< 5	< 10	< 7	< 25	< 10	26	< 6.4	420	< 7.9	< 18	446
7/16/1997		8260	< 12	< 5	< 10	< 7	< 25	< 10	39	< 6.4	610	< 7.9	< 18	649
10/24/1997		8260	< 12	< 5	< 10	< 7	< 25	< 10	70	< 6.4	820	< 7.9	< 18	890
1/19/1998		8260	< 12	< 5	< 10	< 7	< 25	< 10	15	< 6.4	480	< 7.9	< 18	495
4/24/1998		8260	< 12	< 5	< 10	< 7	< 25	< 10	14	< 6.4	410	< 7.9	< 18	424
7/31/1998		8260	< 12	< 5	< 10	< 7	< 25	< 10	38	< 6.4	300	< 7.9	< 18	338
10/8/1998		8260	< 60	< 25	< 50	< 35	< 130	< 50	180	< 32	1600	< 40	< 90	1780
1/21/1999		8260	< 12	5 J	< 10	< 7	< 25	< 10	120	< 6.4	1100	< 7.9	< 18	1225
4/15/1999		8260	< 12	5.7 J	< 10	< 7	< 25	< 10	45	< 6.4	320	< 7.9	< 18	370.7
7/19/1999		8260	< 12	< 5	< 10	< 7	< 25	< 10	48	< 6.4	280	< 7.9	< 18	328
10/11/1999		8260	< 1.2	< 1	< 1	< 1	1.5 J	< 1	56	< 1	430	< 1	< 1.8	487.5
1/11/2000	A0018412	8021	< 3.2	< 3.2	< 3.2	< 3.2	9	< 3.2	27	< 3.2	340	< 3.2	< 3.2	376
4/18/2000	A0259411	8021	< 1.2	< 1	1.3	< 1	< 2.5	< 1	13	9.3	140 D	< 1	< 1.8	163.6
7/12/2000	A0483106	8021	< 2	< 2	< 2	< 2	2.5	< 2	18	< 2	190	< 2	< 2	210.5
10/18/2000	A0751318	8021	< 4	< 4	< 4	< 4	6	< 4	61	< 4	350	< 4	< 4	417
1/15/2001	A1041303	8021	< 4	< 4	< 4	< 4	< 4	< 4	74	< 4	340	< 4	< 4	414
4/20/2001	A1366406	624	< 1.2	< 1.5	< 1.8	< 1.4	< 2.5	< 1.8	35	< 1.1	320 D	< 1.1	< 1.8	355
7/13/2001	A1663813	8021	< 2	< 2	< 2	< 2	3.9	< 2	39	< 2	230	< 2	< 2	272.9
9/6/2001	A1858801	8021	< 50	< 50	< 50	< 50	110	< 50	500	< 50	4800	< 50	< 50	5410
10/15/2001	A1A17406	8021	< 50	< 50	< 50	< 50	58	< 50	150	< 50	3900	< 50	< 50	4108
1/24/2002	A2076711	8021	< 160	< 160	< 160	< 160	310	< 160	740	560	8000	< 160	< 160	9610
4/19/2002	A2384302	8021	< 100	< 100	< 100	< 100	< 100	< 100	600	190	15000	< 100	< 100	15790
7/16/2002	A2722916	8021	< 160	< 160	< 160	< 160	610	< 160	1500	1000	16000	< 160	< 160	19110
10/9/2002	A2A07507	8021	< 100	< 100	< 100	< 100	< 100	< 100	540	< 100	12000	< 100	< 100	12540
4/9/2003	A3329402	8021	< 29	< 9.1	210	22	110	< 15	390	1800	1200	< 33	< 13	3732
7/10/2003	A3654303	8021	< 120	< 36	< 40	< 66	< 150	< 62	860	400	7700	< 130	< 52	8960
10/13/2003	A3991301	8021	< 120	< 20	120	< 66	100	< 40	1200	870	7500	< 9.2	< 71	9790
1/7/2004	A4012402	8021	< 120	< 20	270	< 66	< 36	< 40	1000	1800	7800	< 9.2	120	10990
4/14/2004	A4331402	8021	< 120	< 20	180	< 66	< 36	< 40	960	1800	9700	< 9.2	< 71	12640
7/7/2004	A4636803	8021	< 140	< 25	220	< 82	< 45	< 50	1100	1100	12000	< 11	< 89	14420

< - Indicates parameter was analyzed for, but not detected at or above the reporting limit
To Address the NYSDEC concerns regarding the presentation and plotting of non-detected values, the data for 2001 to 2004 has been reevaluated and interpreted as follows:

1) Non-detected concentrations have been represented as '<' for reporting purposes.
2) Total VOCs have been recalculated and represented as the sum of the detected parameters shown on this table.
3) The method change to 8260 was approved by the NYSDEC and changed in January 2005.

B - The analyte is present in the associated method blank.
D - Result reported from a secondary dilution analysis.
E - Concentration exceeds the calibration range; Result is estimated.
J - Indicates an estimated value.
µg/L - micrograms per liter

Well ID: **P-2**

Date	Lab Sample ID	Method	Carbon tetrachloride (µg/L)	Chloroform (µg/L)	1,1-Dichloroethane (µg/L)	1,1-Dichloroethene (µg/L)	Methylene chloride (µg/L)	trans-1,2-Dichloroethene (µg/L)	cis-1,2-Dichloroethene (µg/L)	1,1,1-Trichloroethane (µg/L)	Trichloroethene (µg/L)	Tetrachloroethene (µg/L)	Vinyl chloride (µg/L)	Total
10/8/2004	A4994502	8021	< 250	< 250	< 250	< 250	< 1200	< 250	760	760	10000	< 250	< 250	11520
1/18/2005	A5051103	8260	< 95	< 160	< 190	< 94	< 200	< 160	860	1400	12000	< 130	< 290	14260
4/4/2005	A5307503	8260	< 1.2	0.68 J	170 E	66 E	< 2.5	7.7	580 D	1300 D	8200 D	1.9	20	10346.28
7/11/2005	A5724601	8260/5M	< 64	< 70	70	< 75	< 69	< 79	710	280	9200	< 80	< 79	10260
10/5/2005	A5B10701	8260	< 27	< 34	180	< 29	< 44	< 33	530	1000	5400	< 36	< 24	7110
1/24/2006	A6089106	8260	< 33	< 42	170	< 37	< 55	< 42	770	1200	8500	< 46	< 30	10640
4/12/2006	6D13005-04	8260	< 5	< 5	124	24	11	7	638	1020	7800 D	< 5	18	9642
7/11/2006	6G12005-03	8260	< 5	< 5	102	14	22	< 5	621	411	6850 D	< 5	13	8033
10/9/2006	6J10002-03	8260	< 5	< 5	146	23	< 10	6	322	1130 D	2770 D	< 5	12	4409
1/10/2007	7A11003-04	8260	< 5	< 5	135	17	12	< 5	368	919	4950 D	< 5	10	6411
4/3/2007	7D04039-01	8260	< 5	< 5	110	23	164	9	792	897	9730 D	< 5	24	11749
7/5/2007	7G06018-04	8260	< 100	< 100	148	< 100	< 200	< 100	10400	936	372	< 100	< 200	11856
10/10/2007	7J11002-01	8260	< 25	< 25	36	< 25	< 50	< 25	2190	50	3380	< 25	80	5736
1/7/2008	8A08003-09	8260	< 25	< 25	86	< 25	86	< 25	629	722	524	< 25	< 50	2047
4/8/2008	8D09003-04	8260	< 10	< 10	102	15	< 20	< 10	1290	382	366	< 10	90	2245
7/16/2008	5417447	8260	< 5	< 4	120	11 J	< 10	6 J	2000	210	95	< 4	390	2832
10/14/2008	5498678	8260	< 2	< 1.6	190	3.1 J	< 4	5 J	1200	120	97	< 1.6	21	1636.1
1/21/2009	5582428	8260	< 1	< 0.8	86	7.6	< 2	5	920	100	280	< 0.8	70	1468.6
4/16/2009	5649165	8260	< 1	< 0.8	190	31	< 2	5.1	780	1100	260	< 0.8	160	2526.1
7/13/2009	5722296	8260	< 2	< 1.6	82	19	< 4	7.9 J	1700	350	420	< 1.6	150	2728.9
10/7/2009	5800381	8260	< 2	< 1.6	460	62	< 4	2.9 J	500	2800	250	< 1.6	65	4139.9
1/26/2010	5893226	8260	< 5	< 4	270	39	< 10	< 4	490	2300	320	< 4	39	3458
4/7/2010	5948423	8260	< 1	0.98 J	270	81	< 2	9.5	910	2200	2400	0.82 J	85	5957.3
7/21/2010	6039078	8260	< 2	< 1.6	180	31	< 4	7.8 J	1100	1100	2300	< 1.6	60	4778.8
10/12/2010	6109750	8260	< 5	< 4	580	88	< 10	12 J	1700	4700	3400	< 4	94	10574
1/24/2011	6190814	8260	< 2.5	< 2	280	47	< 5	5.6 J	800	2100	1700	< 2	31	4963.6
4/12/2011	6256723	8260	< 5	< 4	150	30	< 10	7.6 J	1100	1100	5400	< 4	41	7828.6
7/20/2011	6352280	8260	< 5	< 4	98	25	< 10	11 J	1600	630	6000	< 4	57	8421
10/12/2011	6435908	8260	< 5	< 4	210	41	< 10	9.9 J	980	1600	3700	< 4	42	6582.9
1/19/2012	6527711	8260	< 2	< 1.6	82	22	< 4	2.4 J	500	560	1600	< 1.6	5.7 J	2772.1
4/4/2012	6607024	8260	< 2	< 1.6	77	15	< 4	4.1 J	710	560	2700	< 1.6	20	4086.1
7/19/2012	6728260	8260	< 5	< 4	150	26	< 10	10 J	1700	970	7800	< 4	48	10704
10/4/2012	6814368	8260	< 1	< 0.8	< 1	< 0.8	< 2	< 0.8	2.7 J	5.7	75	< 0.8	< 1	83.4
1/24/2013	6934232	8260	< 1	< 0.8	< 1	< 0.8	< 2	< 0.8	12	2.6 J	36	< 0.8	< 1	50.6
4/4/2013	7011183	8260	< 2	< 1.6	81	22	< 4	7.9 J	640	590	6300	< 1.6	18	7658.9
7/11/2013	7125530	8260	< 1	< 0.8	77	21	< 2	9.1	780	530	8700	1.3 J	44	10162.4
11/12/2013	7275078	8260	< 5	< 4	61	15 J	< 10	4.7 J	530	390	4400	< 4	18 J	5418.7
1/17/2014	7341390	8260	< 1	< 0.8	33	9	< 2	2.5 J	260	260	2500	< 0.8	3 J	3067.5
4/14/2014	7430456	8260	< 2.5	< 2.5	94	27	< 10	4.7 J	490	790	4900	< 2.5	6.2	6311.9
7/10/2014	7529502	8260	< 5	< 5	86	28	< 20	6.2 J	720	700	6500	< 5	24	8064.2
10/6/2014	7626647	8260	< 5	< 5	87	35	< 20	6.3 J	750	550	6700	< 5	34	8162.3
1/8/2015	7734020	8260	< 2.5	< 2.5	21	7.3	< 10	4.7 J	590	120	4800	< 2.5	8.5	5551.5
4/15/2015	7849427	8260	< 0.5	0.68 J	81	28	< 2	4.5	400	480	3200	1 J	16	4211.18
7/13/2015	7965563	SW8260C	< 5	< 5	20	11	< 20	5.3 J	520	63	5700	< 5	8.2 J	6327.5
10/7/2015	8080779	SW8260C	< 1	< 1	68	22	< 4	6.5	560	450	4300	< 1	25	5431.5
1/6/2016	8197839	SW8260C	< 2.5	< 2.5	340	69	< 10	4.9 J	510	2500	2600	< 2.5	15	6038.9
12/8/2016	240-73270-12	8260C	< 200	< 200	190 J	60 J	< 200	< 200	540	1200	5100	< 200	< 200	7090
5/2/2017	240-79083-8	8260C	< 130	< 130	79 J	< 130	< 130	< 130	350	470	4500	< 130	< 130	5399
11/1/2017	240-87694-10	8260C	< 200	< 200	< 200	< 200	< 200	< 200	580	620	5800	< 200	< 200	7000

< - Indicates parameter was analyzed for, but not detected at or above the reporting limit
To Address the NYSDEC concerns regarding the presentation and plotting of non-detected values, the data for 2001 to 2004 has been reevaluated and interpreted as follows:

1) Non-detected concentrations have been represented as '<' for reporting purposes.
2) Total VOCs have been recalculated and represented as the sum of the detected parameters shown on this table.
3) The method change to 8260 was approved by the NYSDEC and changed in January 2005.

B - The analyte is present in the associated method blank.
D - Result reported from a secondary dilution analysis.
E - Concentration exceeds the calibration range; Result is estimated.
J - Indicates an estimated value.
µg/L - micrograms per liter

Well ID: **P-2**

Date	Lab Sample ID	Method	Carbon tetrachloride (µg/L)	Chloroform (µg/L)	1,1-Dichloroethane (µg/L)	1,1-Dichloroethene (µg/L)	Methylene chloride (µg/L)	trans-1,2-Dichloroethene (µg/L)	cis-1,2-Dichloroethene (µg/L)	1,1,1-Trichloroethane (µg/L)	Trichloroethene (µg/L)	Tetrachloroethene (µg/L)	Vinyl chloride (µg/L)	Total
4/13/2018	240-94116-6	8260C	< 500	< 500	< 500	< 500	< 500	< 500	650	510	6800	< 500	< 500	7960
8/20/2018	240-100225-2	624.1_P	< 50	< 50	12 J	< 50	< 100	< 25	310	72	1800	< 50	< 100	2194
9/26/2018	240-102125-3	8260C	< 50	< 50	12 J	< 50	< 250	< 50	380	64	1600	< 50	< 50	2056
4/10/2019	240-110803-22	8260C	< 2.0	< 2.0	0.87 J	< 2.0	< 10	< 2.0	12	3.1	43	< 2.0	< 2.0	58.97
11/20/2019	240-122631-2	624.1_L	< 2.0	< 2.0	0.92 J	0.38 J	< 10	< 1.0	10	6.3	110	< 2.0	< 2.0	127.6
4/1/2020	240-128428-7	8260C	< 100	< 100	50 J	< 100	< 500	< 100	820	470	2700	< 100	< 100	4040
10/26/2020	240-139061-5	8260C	< 250	< 250	170 J	< 250	< 1300	< 250	2400	1200	11000	< 250	< 250	14770
4/21/2021	240-147939-15	8260C	< 100	< 100	80 J	24 J	< 500	< 100	470	630	1800	< 100	< 100	3004
10/28/2021	240-159076-16	8260C	< 50	< 50	86	< 50	< 250	< 50	490	1000	1200	< 50	< 50	2776
4/13/2022	240-165065-2	8260C	< 50	< 50	42 J	< 50	< 250	< 50	320	420	1500	< 50	< 50	2282
10/17/2022	240-175103-2	8260D	< 50	< 50	42 J	< 50	< 250	< 50	1900	240	6100 JD	< 50	< 50	8282
3/20/2023	240-182590-2	8260D	< 20	< 20	100	19 J	< 100	< 20	140	810	380	< 20	< 20	1449
10/18/2023	240-194049-3	8260D	< 20	< 20	110	35	< 100	12 J	1500	950	6300 D	< 20	43	8950

< - Indicates parameter was analyzed for, but not detected at or above the reporting limit
To Address the NYSDEC concerns regarding the presentation and plotting of non-detected values, the data for 2001 to 2004 has been reevaluated and interpreted as follows:

1) Non-detected concentrations have been represented as '<' for reporting purposes.
2) Total VOCs have been recalculated and represented as the sum of the detected parameters shown on this table.
3) The method change to 8260 was approved by the NYSDEC and changed in January 2005.

B - The analyte is present in the associated method blank.
D - Result reported from a secondary dilution analysis.
E - Concentration exceeds the calibration range; Result is estimated.
J - Indicates an estimated value.
µg/L - micrograms per liter

MONITORING WELL GROUNDWATER ANALYTICAL RESULT SUMMARY
FORMER CARBORUNDUM COMPANY
SANBORN, NEW YORK

Well ID: **P-3**

Date	Lab Sample ID	Method	Carbon tetrachloride (µg/L)	Chloroform (µg/L)	1,1-Dichloroethane (µg/L)	1,1-Dichloroethene (µg/L)	Methylene chloride (µg/L)	trans-1,2-Dichloroethene (µg/L)	cis-1,2-Dichloroethene (µg/L)	1,1,1-Trichloroethane (µg/L)	Trichloroethene (µg/L)	Tetrachloroethene (µg/L)	Vinyl chloride (µg/L)	Total
11/1/1988		8260	< 1	< 1	< 1	< 1	1.4	< 5	21	< 1	< 1	< 5	< 1	22.4
12/1/1988		8260	< 0.4	< 0.4	< 0.4	< 0.8	2.5	< 0.3	< 0.3	< 0.4	0.6	< 5	< 2	3.1
1/1/1989		8260	< 0.1	< 5	< 0.07	< 0.1	< 0.1	< 0.1	< 1	0.5	< 0.1	< 0.03	< 0.2	0.5
4/1/1989		8260	< 1.2	< 0.5	< 0.7	< 1.3	< 2.5	< 1	< 1	< 0.3	< 1.2	< 0.3	< 1.8	0
7/1/1989		8260	< 1	< 0.5	< 0.7	< 1	< 1	< 1	40	< 0.3	< 1	< 0.3	6.5	46.5
10/1/1989		8260	< 1	< 0.5	< 0.7	< 1	< 5	< 1	2.1	< 0.3	< 1	< 0.3	< 1	2.1
1/1/1990		8260	< 1	< 0.5	< 0.7	< 1	< 5	< 1	< 1	< 0.3	< 1	< 0.3	< 1	0
4/1/1990		8260	< 1	< 0.5	< 0.7	< 1	< 5	< 1	1.5	< 0.3	< 1	< 0.3	< 1	1.5
7/1/1990		8260	< 1	< 0.5	< 0.7	< 1	< 1	< 1	1.1	< 0.3	< 1	< 0.3	< 1	1.1
10/1/1990		8260	< 1	< 0.5	< 0.7	< 1	< 5	< 1	2	< 0.3	< 1	< 0.3	< 1	2
1/1/1991		8260	< 1.2	< 0.5	< 0.7	< 1.3	< 2.5	< 1	< 1	< 0.3	< 1.2	< 0.3	< 1.8	0
5/1/1991		8260	< 1.2	< 0.5	< 0.7	< 1.3	< 2.5	< 1	< 1	< 0.3	< 1.2	< 0.3	< 1.8	0
7/1/1991		8260	< 1.2	< 0.5	< 0.7	< 1.3	< 2.5	< 1	< 1	< 0.3	< 1.2	< 0.3	< 1.8	0
10/1/1991		8260	< 1.2	< 0.5	< 0.7	< 1.3	< 2.5	< 1	< 1	< 0.3	< 1.2	< 0.3	< 1.8	0
1/1/1992		8260	< 1.2	< 0.5	< 0.7	< 1.3	< 2.5	< 1	< 1	< 0.3	< 1.2	< 0.3	< 1.8	0
4/1/1992		8260	< 1.2	< 0.5	< 0.7	< 1.3	< 2.5	< 1	< 1	< 0.3	< 1.2	< 0.3	< 1.8	0
7/1/1992		8260	< 1.2	< 0.5	< 0.7	< 1.3	< 2.5	< 1	< 1	< 0.4	< 1.2	< 0.3	< 1.8	0
10/1/1992		8260	< 1.2	< 0.5	< 0.7	< 1.3	< 2.5	< 1	< 1	< 0.3	< 1.2	< 0.3	< 1.8	0
2/26/1993		8260	< 1.2	< 0.5	< 0.7	< 1.3	< 2.5	< 1	16	0.63	1.3	< 0.3	12	29.93
3/5/1993		8260	< 1.2	< 0.5	< 0.7	< 1.3	< 2.5	< 1	15	0.58	1.6	< 0.3	9.5	26.68
3/11/1993		8260	< 1.2	1	< 0.7	< 1.3	< 2.5	< 1	10	0.59	1.3	< 0.3	7.7	20.59
3/16/1993		8260	< 1.2	< 0.5	< 0.7	< 1.3	< 2.5	< 1	6	< 0.5	< 1.2	< 0.3	3.5	9.5
3/29/1993		8260	< 1.2	< 0.5	< 0.7	< 1.3	< 2.5	< 1	2.2	< 0.5	< 1.2	< 0.3	< 1.8	2.2
4/15/1993		8260	< 1.2	< 0.5	< 0.7	< 1.3	< 2.5	< 1	4.3	0.66	< 1.2	< 0.3	2.4	7.36
5/5/1993		8260	< 1.2	< 0.5	< 0.7	< 1.3	< 2.5	< 1	8	< 0.5	1.2	< 0.3	3.6	12.8
6/3/1993		8260	< 1.2	< 0.5	< 0.7	< 1.3	< 2.5	< 1	55	1.1	65	< 0.3	19	140.1
6/28/1993		8260	< 1.2	< 0.5	< 0.7	< 1.3	< 2.5	< 1	50	< 0.5	6.3	< 0.3	13	69.3
8/4/1993		8260	< 1.2	< 0.5	< 0.7	< 1.3	< 2.5	< 1	13	< 0.5	1.7	< 0.3	5.5	20.2
10/6/1993		8260	< 1.2	< 0.5	< 0.7	< 1.3	3.8	< 1	15	< 0.5	< 1.2	< 0.3	3.8	22.6
12/31/1993		8260	< 0.5	< 0.5	< 0.5	< 0.5	< 0.5	< 0.5	15	0.5	18	< 0.5	16	49.5
1/1/1994		8260	< 5	< 5	< 5	< 5	0.61 *	< 5	13	< 5	15	< 5	6.4	35.01
1/2/1994		8260	< 0.5	< 0.5	< 0.5	< 0.5	0.5 *	< 0.5	9.7	< 0.5	12	< 0.5	3.8	26
1/3/1994		8260	< 0.5	< 0.5	< 0.5	< 0.5	0.5 *	< 0.5	8.6	< 0.5	9.5	< 0.5	11	29.6
1/4/1994		8260	< 0.5	< 0.5	< 0.5	< 0.5	0.67 *	< 0.5	11	< 0.5	17	< 0.5	12	40.67
1/6/1994		8260	< 0.5	< 0.5	< 0.5	< 0.5	< 0.5	< 0.5	10	< 0.5	19	< 0.5	14	43
1/7/1994		8260	< 0.5	< 0.5	< 0.5	< 0.5	< 0.5	< 0.5	5.8	< 0.5	8.6	< 0.5	4.5	18.9
1/11/1994		8260	< 0.5	< 0.5	< 0.5	< 0.5	< 0.5	< 0.5	4.4	< 0.5	13	< 0.5	1	18.4
1/13/1994		8260	< 0.5	< 0.5	< 0.5	< 0.5	0.75 *	< 0.5	7.2	< 0.5	13	< 1	3.7	24.65
1/20/1994		8260	< 1.2	< 0.5	< 0.7	< 1.3	< 2.5	< 1	8.1	< 0.5	7.6	< 0.3	3.5	19.2
1/27/1994		8260	< 1.2	< 0.5	< 0.7	< 1.3	4 *	< 1	16	< 0.5	5.3	< 0.3	8.6	33.9
6/10/1994		8260	< 1.2	< 0.5	< 0.7	< 1.3	< 2.5	< 1	5.4	1.4	5.5	< 0.3	2.5	14.8
7/6/1994		8260	< 1.2	< 0.5	< 0.7	< 1.3	< 2.5	< 1	6.7	< 0.5	5.1	< 0.3	3	14.8
8/16/1994		8260	< 1.2	< 0.5	< 0.7	< 1.3	< 2.5	< 1	7	0.79	3.1	< 0.3	< 1.8	10.89
10/7/1994		8260	< 1.2	< 0.5	< 0.7	< 1.3	< 2.5	< 1	3.2	< 0.5	1.8	< 0.3	1.2	6.2
1/25/1995		8260	< 1	< 1	< 1	< 1	< 1	< 1	1.1	< 1	< 1	< 1	< 2	1.1
4/4/1995		8260	< 1	< 1	< 1	< 1	< 1	< 1	1.3	< 1	1	< 1	< 2	2.3

< - Indicates parameter was analyzed for, but not detected at or above the reporting limit
To Address the NYSDEC concerns regarding the presentation and plotting of non-detected values, the data for 2001 to 2004 has been reevaluated and interpreted as follows:

1) Non-detected concentrations have been represented as '<' for reporting purposes.
2) Total VOCs have been recalculated and represented as the sum of the detected parameters shown on this table.
3) The method change to 8260 was approved by the NYSDEC and changed in January 2005.

B - The analyte is present in the associated method blank.
D - Result reported from a secondary dilution analysis.
E - Concentration exceeds the calibration range; Result is estimated.
J - Indicates an estimated value.
µg/L - micrograms per liter

Well ID: **P-3**

Date	Lab Sample ID	Method	Carbon tetrachloride (µg/L)	Chloroform (µg/L)	1,1-Dichloroethane (µg/L)	1,1-Dichloroethene (µg/L)	Methylene chloride (µg/L)	trans-1,2-Dichloroethene (µg/L)	cis-1,2-Dichloroethene (µg/L)	1,1,1-Trichloroethane (µg/L)	Trichloroethene (µg/L)	Tetrachloroethene (µg/L)	Vinyl chloride (µg/L)	Total
6/28/1995		8260	< 1	< 1	< 1	< 1	< 1	< 1	3.4	< 1	1.4	< 1	< 2	4.8
10/10/1995		8260	< 1.2	< 0.5	< 1	< 0.7	< 2.5	< 1	< 1	< 0.64	2.4	< 0.79	< 1.8	2.4
4/3/1996		8260	< 1.2	< 0.5	< 1	< 0.7	< 2.5	< 1	3	< 0.64	1.6	< 0.79	< 1.8	4.6
7/11/1996		8260	< 1.2	< 0.5	< 1	< 0.7	< 2.5	< 1	< 1	< 0.64	< 1.2	< 0.79	< 1.8	0
10/10/1996		8260	< 1.2	< 0.5	< 1	< 0.7	< 2.5	< 1	3	< 0.64	2.5	< 0.79	4	9.5
1/29/1997		8260	< 1.2	< 0.5	< 1	< 0.7	< 2.5	< 1	3	< 0.64	1.3	< 0.79	< 1.8	4.3
4/16/1997		8260	< 1.2	< 0.5	< 1	< 0.7	< 2.5	< 1	3	< 0.64	2.5	< 0.79	< 1.8	5.5
7/16/1997		8260	< 1.2	< 0.5	< 1	< 0.7	< 2.5	< 1	2	< 0.64	1.5	< 0.79	< 1.8	3.5
10/24/1997		8260	< 1.2	< 0.5	< 1	< 0.7	< 2.5	< 1	< 1	< 0.64	< 1.2	< 0.79	< 1.8	0
1/21/1998		8260	< 1.2	< 0.5	< 1	< 0.7	< 2.5	< 1	3	< 0.64	< 1.2	< 0.79	< 1.8	3
4/24/1998		8260	< 1.2	< 0.5	< 1	< 0.7	< 2.5	< 1	3	< 0.64	1.3	< 0.79	< 1.8	4.3
7/31/1998		8260	< 1.2	< 0.5	< 1	< 0.7	< 2.5	< 1	< 1	< 0.64	< 1.2	< 0.79	< 1.8	0
10/8/1998		8260	< 1.2	< 0.5	< 1	< 0.7	< 2.5	< 1	7	< 0.64	< 1.2	< 0.79	< 1.8	7
1/21/1999		8260	< 1.2	< 0.5	< 1	< 0.7	< 2.5	< 1	< 1	< 0.64	< 1.2	< 0.79	< 1.8	0
4/15/1999		8260	< 1.2	< 0.5	< 1	< 0.7	< 2.5	< 1	1	< 0.64	< 1.2	< 0.79	< 1.8	1
7/19/1999		8260	< 1.2	< 0.5	< 1	< 0.7	< 2.5	< 1	< 1	< 0.64	< 1.2	< 0.79	< 1.8	0
10/13/1999		8260	< 1.2	< 1	< 1	< 1	< 2.5	< 1	1.3	< 1	0.95 J	< 1	< 1.8	2.25
1/11/2000	A0018413	8021	< 1.2	< 1	< 1	< 1	< 2.5	< 1	3	< 1	0.62 J	< 1	< 1.8	3.62
4/19/2000	A0259406	8021	< 1.2	< 1	< 1	< 1	< 2.5	< 1	2.8	< 1	2	< 1	< 1.8	4.8
7/12/2000	A0483104	8021	< 1.2	< 1	< 1	< 1	< 2.5	< 1	1.8	< 1	1.5	< 1	< 1.8	3.3
10/18/2000	A0751315	8021	< 1.2	< 1	< 1	< 1	< 2.5	< 1	0.98 J	< 1	0.77 J	< 1	< 1.8	1.75
1/15/2001	A1041304	8021	< 1.2	< 1	< 1	< 1	< 2.5	< 1	2.4	< 1	0.42 J	< 1	< 1.8	2.82
4/20/2001	A1366407	624	< 1.2	< 1.5	< 1.8	< 1.4	< 2.5	< 1.8	1.6	< 1.1	1.5	< 1.1	< 1.8	3.1
7/11/2001	A1648715	8021	< 1.2	< 1	< 1	< 1	< 2.5	< 1	1.2	< 1	0.38 J	< 1	< 1.8	1.58
10/16/2001	A1A17404	8021	< 2	< 2	< 2	< 2	< 2.5	5.2	210	< 2	69	< 2	3.5	287.7
1/21/2002	A2066001	8021	< 2	< 2	< 2	< 2	< 2.5	6.5	140	< 2	< 2	< 2	< 2	146.5
4/11/2002	A2348304	8021	< 2	< 2	< 2	< 2	< 2.5	4.9	170	< 2	< 2	< 2	8.4	183.3
7/12/2002	A2713910	8021	< 1.2	< 1	< 1	< 1	< 2.5	5.8	120	< 1	4	< 1	3.5	133.3
10/8/2002	A2999305	8021	< 1.2	< 1	1.1	< 1	< 2.5	10	300	< 1	4	< 1	< 1.8	315.1
4/9/2003	A3329502	8021	< 1.4	< 1	< 1	< 1	16	< 1	52	< 1	< 1.2	< 1.6	1.8	69.8
7/8/2003	A3649104	8021	< 2.9	< 1	< 1	< 1.6	3.8	6	230	< 1.9	< 1.2	< 3.3	< 1.8	239.8
10/13/2003	A3991407	8021	< 2.9	< 1	< 1	< 1.6	< 2.5	8.2	230	< 1	< 1.2	< 1	< 1.8	238.2
1/9/2004	A4026203	8021	< 1.4	< 1	< 1	< 1	< 2.5	3.1	110	< 1	< 1.2	< 1	3.1	116.2
4/14/2004	A4331803	8021	< 1.4	< 1	< 1	< 1	< 2.5	2.4	100	< 1	4.3	< 1	< 1.8	106.7
7/6/2004	A4636509	8021	< 1.4	< 1	< 1	2.5	< 2.5	9.2	230 D	< 1	3.1	< 1	3	247.8
10/8/2004	A4994501	8021	< 5	< 5	< 5	< 5	< 25	< 5	200	< 5	< 5	< 5	< 5	200
1/12/2005	A5036201	8260	< 1.2	< 1.3	< 1.5	< 1	< 2.5	2.8	98	< 1	< 1.2	< 1	< 2.4	100.8
4/4/2005	A5307703	8260	< 1.2	< 1	< 1	< 1	< 2.5	3.2	90 D	< 1	0.43 J	< 1	1.9	95.53
7/8/2005	A5715301	8260/5M	< 1.2	< 1.1	< 1	< 1.2	1.2 J	5.7	140	< 1.1	< 1.2	< 1.3	< 1.8	146.9
10/5/2005	A5B10603	8260	< 1.2	< 1	0.55 J	< 1	< 2.5	6	120 D	< 1	0.69 J	< 1	0.98 J	128.22
1/24/2006	A6089110	8260	< 1.2	< 1	< 1	< 1	< 2.5	2.2	69	< 1	0.52 J	< 1	1.1 J	72.82
4/12/2006	6D13005-01	8260	< 1	< 1	< 1	< 1	< 2	2	63	< 1	< 1	< 1	< 2	65
7/11/2006	6G12005-04	8260	< 1	< 1	< 1	< 1	< 2	5	123	< 1	1	< 1	< 2	129
10/9/2006	6J10002-04	8260	< 1	< 1	< 1	< 1	< 2	4	88	< 1	1	< 1	< 2	93
1/9/2007	7A10006-01	8260	< 1	< 1	< 1	< 1	< 2	1	49	< 1	1	< 1	< 2	51
4/3/2007	7D04039-02	8260	< 1	< 1	< 1	< 1	25 B	1	42	< 1	< 1	< 1	< 2	68
7/5/2007	7G06018-06	8260	< 1	< 1	< 1	< 1	< 2	3	85	< 1	< 1	< 1	< 2	88
10/10/2007	7J11002-09	8260	< 1	< 1	< 1	< 1	< 2	3	61	< 1	< 1	< 1	< 2	64
1/7/2008	8A08003-07	8260	< 1	< 1	< 1	< 1	< 2	1	25	< 1	< 1	< 1	< 2	26

< - Indicates parameter was analyzed for, but not detected at or above the reporting limit
To Address the NYSDEC concerns regarding the presentation and plotting of non-detected values, the data for 2001 to 2004 has been reevaluated and interpreted as follows:

1) Non-detected concentrations have been represented as '<' for reporting purposes.
2) Total VOCs have been recalculated and represented as the sum of the detected parameters shown on this table.
3) The method change to 8260 was approved by the NYSDEC and changed in January 2005.

B - The analyte is present in the associated method blank.
D - Result reported from a secondary dilution analysis.
E - Concentration exceeds the calibration range; Result is estimated.
J - Indicates an estimated value.
µg/L - micrograms per liter

Well ID: **P-3**

Date	Lab Sample ID	Method	Carbon tetrachloride (µg/L)	Chloroform (µg/L)	1,1-Dichloroethane (µg/L)	1,1-Dichloroethene (µg/L)	Methylene chloride (µg/L)	trans-1,2-Dichloroethene (µg/L)	cis-1,2-Dichloroethene (µg/L)	1,1,1-Trichloroethane (µg/L)	Trichloroethene (µg/L)	Tetrachloroethene (µg/L)	Vinyl chloride (µg/L)	Total
4/8/2008	8D09003-02	8260	< 1	< 1	< 1	< 1	3 B	2	67	< 1	< 1	< 1	< 2	72
7/16/2008	5417454	8260	< 1	< 0.8	< 1	< 0.8	< 2	3.6 J	92	< 0.8	< 1	< 0.8	< 1	95.6
10/14/2008	5498679	8260	< 1	< 0.8	< 1	< 0.8	< 2	1.5 J	55	< 0.8	< 1	< 0.8	< 1	56.5
1/21/2009	5582429	8260	< 1	< 0.8	< 1	< 0.8	< 2	1.3 J	33	< 0.8	< 1	< 0.8	1.2 J	35.5
4/15/2009	5647723	8260	< 1	< 0.8	< 1	< 0.8	< 2	1.6 J	46	< 0.8	< 1	< 0.8	1.7 J	49.3
7/8/2009	5719622	8260	< 1	< 0.8	< 1	< 0.8	< 2	5.4	120	< 0.8	< 1	< 0.8	< 1	125.4
10/5/2009	5797970	8260	< 1	< 0.8	< 1	< 0.8	< 2	4 J	90	< 0.8	< 1	< 0.8	< 1	94
1/25/2010	5892347	8260	< 1	< 0.8	< 1	< 0.8	< 2	2 J	60	< 0.8	< 1	< 0.8	2.3 J	64.3
4/6/2010	5946898	8260	< 1	< 0.8	< 1	< 0.8	< 2	2.5 J	90	< 0.8	< 1	< 0.8	2.3 J	94.8
7/21/2010	6039076	8260	< 1	< 0.8	< 1	< 0.8	< 2	5.4	100	< 0.8	< 1	< 0.8	1.3 J	106.7
10/12/2010	6109756	8260	< 1	< 0.8	< 1	< 0.8	< 2	2.7 J	110	< 0.8	< 1	< 0.8	< 1	112.7
1/26/2011	6192954	8260	< 1	< 0.8	< 1	< 0.8	< 2	1.1 J	27	< 0.8	< 1	< 0.8	1.4 J	29.5
4/12/2011	6256721	8260	< 1	< 0.8	< 1	< 0.8	< 2	3 J	100	< 0.8	1.1 J	< 0.8	2 J	106.1
7/12/2011	6342651	8260	< 1	< 0.8	< 1	< 0.8	< 2	4.8 J	110	< 0.8	1 J	< 0.8	< 1	115.8
10/13/2011	6437683	8260	< 1	< 0.8	< 1	< 0.8	< 2	3.4 J	97	< 0.8	< 1	< 0.8	< 1	100.4
1/17/2012	6524421	8260	< 10	< 8	< 10	< 8	< 20	< 8	29 J	< 8	21 J	< 8	< 10	50
4/4/2012	6607022	8260	< 1	< 0.8	< 1	< 0.8	< 2	1.3 J	38	< 0.8	< 1	< 0.8	< 1	39.3
7/16/2012	6722029	8260	< 1	< 0.8	< 1	< 0.8	< 2	3.9 J	83	< 0.8	1.2 J	< 0.8	< 1	88.1
10/4/2012	6814367	8260	< 1	< 0.8	< 1	< 0.8	< 2	2.7 J	77	< 0.8	< 1	< 0.8	< 1	79.7
1/24/2013	6934233	8260	< 1	< 0.8	< 1	< 0.8	< 2	1.1 J	32	< 0.8	< 1	< 0.8	< 1	33.1
4/3/2013	7010226	8260	< 1	< 0.8	< 1	< 0.8	< 2	1.2 J	30	< 0.8	< 1	< 0.8	1.6 J	32.8
7/8/2013	7120726	8260	< 1	< 0.8	< 1	< 0.8	< 2	3.7 J	100	< 0.8	2.2 J	< 0.8	1.6 J	107.5
11/12/2013	7275080	8260	< 1	< 0.8	< 1	< 0.8	< 2	< 0.8	46	< 0.8	< 1	< 0.8	2.6 J	48.6
1/16/2014	7340033	8260	< 1	< 0.8	< 1	< 0.8	< 2	1 J	27	< 0.8	< 1	< 0.8	< 1	28
4/15/2014	7432587	8260	< 0.5	< 0.5	< 0.5	< 0.5	< 2	2	71	< 0.5	1.6	< 0.5	0.94 J	75.54
7/8/2014	7526289	8260	< 0.5	< 0.5	< 0.5	< 0.5	< 2	6.4	66	< 0.5	1.2	< 0.5	11	84.6
10/6/2014	7626650	8260	< 0.5	< 0.5	< 0.5	< 0.5	< 2	4.8	50	< 0.5	0.98 J	< 0.5	7.6	63.38
1/8/2015	7734023	8260	< 0.5	< 0.5	< 0.5	< 0.5	< 2	3.4	39	< 0.5	0.77 J	< 0.5	7.4	50.57
4/14/2015	7847242	8260	< 0.5	< 0.5	< 0.5	< 0.5	< 2	3.4	45	< 0.5	< 0.5	< 0.5	7.9	56.3
7/8/2015	7960006	SW8260C	< 0.5	< 0.5	< 0.5	< 0.5	< 2	3.3	41	< 0.5	0.72 J	< 0.5	5.7	50.72
10/5/2015	8077923	SW8260C	< 0.5	< 0.5	< 0.5	< 0.5	< 2	4.7	43	< 0.5	0.78 J	< 0.5	4.2	52.68
1/6/2016	8197840	SW8260C	< 0.5	< 0.5	< 0.5	< 0.5	< 2	3.2	34	< 0.5	< 0.5	< 0.5	2.9	40.1
12/9/2016	240-73270-21	8260C	< 1.4	< 1.4	< 1.4	< 1.4	0.80 J	3.5	45	< 1.4	0.61 J	< 1.4	2.2	52.11
5/2/2017	240-79083-5	8260C	< 1.0	< 1.0	< 1.0	< 1.0	< 1.0	2.8	33	< 1.0	0.78 J	< 1.0	7.2	43.78
11/1/2017	240-87694-12	8260C	< 1.0	< 1.0	< 1.0	< 1.0	< 1.0	2.2	28	< 1.0	0.45 J	< 1.0	2	32.65
4/13/2018	240-94116-4	8260C	< 1.0	< 1.0	< 1.0	< 1.0	< 1.0	3	37	< 1.0	0.80 J	< 1.0	5.5	46.3
8/20/2018	240-100225-3	624.1_P	< 5	< 5.0	< 5.0	< 5.0	< 10	2.9	34	< 5.0	2.8 J	< 5.0	2.1 J	41.8
9/26/2018	240-102125-1	8260C	< 1.0	< 1.0	0.28 J	< 1.0	< 5.0	3.1	39	< 1.0	0.66 J	< 1.0	1	44.04
4/10/2019	240-110803-24	8260C	< 1.0	< 1.0	0.18 J	< 1.0	< 5.0	2.4	31	< 1.0	0.82 J	< 1.0	3.3	37.7
11/20/2019	240-122631-12	624.1_L	< 1.0	< 1.0	< 1.0	< 1.0	< 5.0	2.4	26	< 1.0	0.78 J	< 1.0	3	32.18
4/1/2020	240-128428-5	8260C	< 1.0	< 1.0	0.17 J	< 1.0	< 5.0	2.2	34	< 1.0	< 1.0	< 1.0	2.5	38.87
10/27/2020	240-139061-13	8260C	< 1.0	< 1.0	0.24 J	< 1.0	< 5.0	3	30	< 1.0	0.68 J	< 1.0	0.50 J	34.42
4/21/2021	240-147939-16	8260C	< 1.0	< 1.0	0.33 J	0.29 J	< 5.0	3.7	41	< 1.0	1.6	< 1.0	3.2	50.12
10/27/2021	240-159076-14	8260C	< 1.0	< 1.0	< 1.0	< 1.0	< 5.0	3	38	< 1.0	1.9	< 1.0	1.5	44.4
4/11/2022	240-165066-3	8260C	< 1.0	< 1.0	< 1.0	< 1.0	< 5.0	2	25	< 1.0	0.88 J	< 1.0	2.6	30.48
10/17/2022	240-175103-5	8260D	< 1.0	< 1.0	< 1.0	< 1.0	< 5.0	2.6	32	< 1.0	0.51 J	< 1.0	1.9	37.01
3/20/2023	240-182590-5	8260D	< 1.0	< 1.0	< 1.0	< 1.0	< 5.0	2.7	39	< 1.0	4	< 1.0	2.8	48.5
10/18/2023	240-194049-6	8260D	< 1.0	< 1.0	< 1.0	< 1.0	< 5.0	2.4	22	< 1.0	2.5	< 1.0	2.1	29
4/17/2024	240-203148-25	8260D	< 1.0	< 1.0	< 1.0	< 1.0	< 5.0	2	24	< 1.0	1.2	< 1.0	3.1	30.3

< - Indicates parameter was analyzed for, but not detected at or above the reporting limit
To Address the NYSDEC concerns regarding the presentation and plotting of non-detected values, the data for 2001 to 2004 has been reevaluated and interpreted as follows:

1) Non-detected concentrations have been represented as '<' for reporting purposes.
2) Total VOCs have been recalculated and represented as the sum of the detected parameters shown on this table.
3) The method change to 8260 was approved by the NYSDEC and changed in January 2005.

B - The analyte is present in the associated method blank.
D - Result reported from a secondary dilution analysis.
E - Concentration exceeds the calibration range; Result is estimated.
J - Indicates an estimated value.
µg/L - micrograms per liter

MONITORING WELL GROUNDWATER ANALYTICAL RESULT SUMMARY
FORMER CARBORUNDUM COMPANY
SANBORN, NEW YORK

Well ID: **P-4**

Date	Lab Sample ID	Method	Carbon tetrachloride (µg/L)	Chloroform (µg/L)	1,1-Dichloroethane (µg/L)	1,1-Dichloroethene (µg/L)	Methylene chloride (µg/L)	trans-1,2-Dichloroethene (µg/L)	cis-1,2-Dichloroethene (µg/L)	1,1,1-Trichloroethane (µg/L)	Trichloroethene (µg/L)	Tetrachloroethene (µg/L)	Vinyl chloride (µg/L)	Total
1/1/1992		8260	< 12	< 5	< 7	< 13	< 25	< 10	150	< 3	< 12	< 3	71	221
4/1/1992		8260	< 1.2	< 0.5	< 0.7	< 1.3	< 2.5	< 1	12	< 0.3	< 1.2	< 0.3	2.8	14.8
7/1/1992		8260	< 1.2	< 0.5	< 0.7	< 1.3	< 2.5	< 1	11	< 0.9	< 1.2	< 0.3	2.4	13.4
10/1/1992		8260	< 1.2	< 0.5	< 0.7	< 1.3	< 2.5	< 1.5	5.2	< 0.3	< 1.2	< 0.3	< 1.8	5.2
2/26/1993		8260	< 1.2	< 0.5	1.1	1.3	< 2.5	1.9	79	1.2	33	< 0.3	47	164.5
3/5/1993		8260	< 1.2	< 0.5	1.8	1.3	< 2.5	1.9	120	1.5	44	< 0.3	45	215.5
3/11/1993		8260	< 1.2	0.98	2.4	1.6	< 2.5	1.7	140	2	71	< 0.3	49	268.68
3/16/1993		8260	< 1.2	0.81	1.9	1.5	< 2.5	1.7	130	1.5	55	< 0.3	44	236.41
3/29/1993		8260	< 1.2	< 0.5	< 0.7	< 1.3	< 2.5	< 1	15	< 0.5	13	< 0.3	< 1.8	28
4/15/1993		8260	< 1.2	< 0.5	< 0.7	2.3	< 2.5	2	390	1.7	20	< 0.3	37	453
5/5/1993		8260	< 1.2	< 0.5	0.91	< 1.3	< 2.5	1.1	130	0.5	25	< 0.3	30	187.51
6/3/1993		8260	< 1.2	< 0.5	< 0.7	< 1.3	< 2.5	< 1	15	< 0.5	6.6	< 0.3	9.9	31.5
6/28/1993		8260	< 1.2	< 0.5	2.5	1.7	< 2.5	2.6	270	2.7	210	< 0.3	56	545.5
12/31/1993		8260	< 0.5	< 0.5	1.5	< 0.5	< 0.5	2.6	150	< 0.5	250	< 0.5	60	464.1
1/1/1994		8260	< 5	< 5	< 5	< 5	< 5	< 5	120	< 5	220	< 5	70	410
1/2/1994		8260	< 5	< 5	< 5	< 5	< 5	< 5	85	< 5	190	< 5	31	306
1/3/1994		8260	< 0.5	< 0.5	< 0.5	< 0.5	< 0.5	< 0.5	95	< 0.5	200	< 0.5	45	340
1/4/1994		8260	< 0.5	< 0.5	< 0.5	< 0.5	< 0.5	2.6	120	0.74	250	< 0.5	38	411.34
1/6/1994		8260	< 0.5	< 0.5	0.76	< 0.5	< 0.5	< 0.5	96	< 0.5	210	< 0.5	19	325.76
1/7/1994		8260	< 0.5	< 0.5	0.65	< 0.5	0.59 *	1.3	60	0.77	140	< 0.5	18	221.31
1/11/1994		8260	< 0.5	< 0.5	< 0.5	< 0.5	< 0.5	0.67	53	0.83	190	< 0.5	19	263.5
1/13/1994		8260	< 0.5	< 0.5	0.88	0.69	0.5 *	1.5	58	1.3	150	< 0.5	20	232.87
1/20/1994		8260	< 1.2	< 0.5	1	< 1.3	< 2.5	1.3	47	1.1	100	< 0.3	18	168.4
1/27/1994		8260	< 1.2	< 0.5	< 0.7	< 1.3	2.5 *	1.2	340	1.3	400	< 0.3	59	804
6/10/1994		8260	< 1.2	< 0.5	11	3.5	< 2.5	2.3	45	26	220	< 0.3	5.1	312.9
7/6/1994		8260	< 1.2	< 0.5	12	3.6	< 2.5	2.3	78	28	200	< 0.3	15	338.9
10/7/1994		8260	< 1.2	< 0.5	2.1	2	< 2.5	2.8	37	3.5	68	< 0.3	7	122.4
1/25/1995		8260	< 1	< 1	< 1	< 1	< 1	< 1	18	< 1	49	< 1	< 2	67
4/4/1995		8260	< 1	< 1	1.2	< 1	< 1	< 1	33	2.3	74	< 1	3.7	114.2
6/28/1995		8260	< 1	< 1	1.2	< 1	< 1	< 1	20	2.8	31	< 1	2.2	57.2
10/10/1995		8260	< 1.2	< 0.5	2	< 0.7	< 2.5	1.2	35	2.2	56	< 0.79	< 1.8	96.4
1/11/1996		8260	< 1.2	< 0.5	< 1	< 0.7	< 2.5	< 1	21	1.3	55	< 0.79	< 1.8	77.3
4/3/1996		8260	< 1.2	< 0.5	< 1	< 0.7	< 2.5	1.6	46	1.6	180	< 0.79	< 1.8	229.2
7/11/1996		8260	< 1.2	< 0.5	< 1	< 0.7	< 2.5	1.1	31	0.9	97	< 0.79	3.5	133.5
10/4/1996		8260	< 1.2	< 0.5	< 1	< 0.7	< 2.5	< 1	34	0.93	56	< 0.79	4	94.93
1/29/1997		8260	< 1.2	< 0.5	< 1	< 0.7	< 2.5	2.2	73	< 0.64	160	< 0.79	8.5	243.7
4/16/1997		8260	< 1.2	< 0.5	< 1	< 0.7	< 2.5	1.2	24	0.97	140	< 0.79	< 1.8	166.17
7/16/1997		8260	< 1.2	< 0.5	< 1	< 0.7	< 2.5	1.9	41	< 0.64	72	< 0.79	4.4	119.3
10/24/1997		8260	< 1.2	< 0.5	< 1	< 0.7	< 2.5	1.2	51	0.8	65	< 0.79	2.2	120.2
1/21/1998		8260	< 1.2	< 0.5	1	< 0.7	< 2.5	< 1	44	1.6	59	< 0.79	4.1	109.7
4/24/1998		8260	< 1.2	< 0.5	< 1	< 0.7	< 2.5	< 1	32	1.9	92	< 0.79	< 1.8	125.9
7/31/1998		8260	< 1.2	< 0.5	< 1	< 0.7	< 2.5	< 1	34	< 0.64	45	< 0.79	< 1.8	79
10/8/1998		8260	< 1.2	< 0.5	< 1	< 0.7	< 2.5	< 1	41	0.68	5.4	< 0.79	< 1.8	47.08
1/21/1999		8260	< 1.2	< 0.5	< 1	< 0.7	< 2.5	< 1	9	< 0.64	21	< 0.79	< 1.8	30
4/15/1999		8260	< 1.2	< 0.5	< 1	< 0.7	< 2.5	< 1	25	0.65 J	27	< 0.79	< 1.8	52.65
7/19/1999		8260	< 1.2	< 0.5	< 1	< 0.7	< 2.5	1.1	29	1.2 J	28	< 0.79	3.1 J	62.4

< - Indicates parameter was analyzed for, but not detected at or above the reporting limit
To Address the NYSDEC concerns regarding the presentation and plotting of non-detected values, the data for 2001 to 2004 has been reevaluated and interpreted as follows:
1) Non-detected concentrations have been represented as '<' for reporting purposes.
2) Total VOCs have been recalculated and represented as the sum of the detected parameters shown on this table.
3) The method change to 8260 was approved by the NYSDEC and changed in January 2005.

B - The analyte is present in the associated method blank.
D - Result reported from a secondary dilution analysis.
E - Concentration exceeds the calibration range; Result is estimated.
J - Indicates an estimated value.
µg/L - micrograms per liter

Well ID: P-4

Date	Lab Sample ID	Method	Carbon tetrachloride (µg/L)	Chloroform (µg/L)	1,1-Dichloroethane (µg/L)	1,1-Dichloroethene (µg/L)	Methylene chloride (µg/L)	trans-1,2-Dichloroethene (µg/L)	cis-1,2-Dichloroethene (µg/L)	1,1,1-Trichloroethane (µg/L)	Trichloroethene (µg/L)	Tetrachloroethene (µg/L)	Vinyl chloride (µg/L)	Total
10/13/1999		8260	< 1.2	< 1	< 1	< 1	< 2.5	0.86 J	33	< 1	42	< 1	2.5	78.36
1/11/2000	A0018414	8021	< 1.2	< 1	< 1	< 1	2 J	< 1	25	< 1	37	< 1	1.2 J	65.2
4/18/2000	A0259407	8021	< 1.2	< 1	< 1	< 1	< 2.5	4.6	23	< 1	49	< 1	< 1.8	76.6
7/12/2000	A0483105	8021	< 1.2	< 1	< 1	< 1	1.2 J	< 1	27	2	54	< 1	0.99 J	85.19
10/18/2000	A0751314	8021	< 1.2	< 1	< 1	< 1	0.67 J	0.5 J	18	< 1	29	< 1	0.7 J	48.87
1/12/2001	A1035111	8021	< 1.2	< 1	< 1	< 1	1.8 J	0.66 J	18	< 1	26	< 1	2.6	49.06
4/19/2001	A1361311	624	< 0.24	< 0.3	< 0.36	< 0.28	< 0.5	< 0.36	2.9	0.23	9.6	< 0.22	< 0.36	12.73
7/11/2001	A1648714	8021	< 1.2	< 1	< 1	< 1	< 2.5	0.23 J	18	< 1	4.9	< 1	< 1.8	23.13
10/16/2001	A1A17403	8021	< 1.2	< 1	< 1	< 1	1.3 J	2	220	< 1	42	< 1	< 1.8	265.3
1/21/2002	A2066002	8021	< 1.2	< 1	7.7	5.4	2.4 J	12	1600 D	3.8	490 D	< 1	17	2138.3
4/11/2002	A2348305	8021	< 10	< 10	< 10	< 10	< 10	< 10	1000	< 10	940	< 10	< 10	1940
7/12/2002	A2713911	8021	< 5	< 5	7.3	< 5	< 5	< 5	1200	< 5	360	< 5	< 5	1567.3
10/8/2002	A2999306	8021	< 8	15	< 8	< 8	< 8	< 8	480	< 8	140	< 8	< 8	635
4/9/2003	A3329503	8021	< 12	< 3.6	< 4	< 6.6	33	< 6.2	510	< 7.5	620	< 13	< 5.2	1163
7/8/2003	A3649106	8021	< 12	< 3.6	< 4	< 6.6	< 15	< 6.2	710	15	1000	< 13	< 5.2	1725
10/13/2003	A3991408	8021	< 12	< 2	23	< 6.6	9.2	17	1700	25	920	< 1	< 7.1	2694.2
1/9/2004	A4026204	8021	< 14	< 2.5	26	< 8.2	< 4.5	14	1300	22	1400	< 1.1	23	2785
4/14/2004	A4331804	8021	< 7.3	< 1.3	20	< 4.1	< 2.5	8	720	9.8	770	< 1	15	1542.8
7/6/2004	A4636507	8021	< 29	< 5.1	40	< 16	< 9	< 10	1300	31	1400	< 2.3	49	2820
10/8/2004	A4994503	8021	< 25	< 25	31	< 25	< 120	< 25	1100	< 25	1200	< 25	33	2364
1/12/2005	A5036202	8260	< 9.5	< 16	< 19	< 9.4	< 20	< 16	650	< 13	1200	< 13	43	1893
4/4/2005	A5307702	8260	< 4.8	< 8	13	< 4.7	< 9.9	< 8.1	560	< 6.3	870	< 6.4	26	1469
7/11/2005	A5724701	8260/5M	< 5.1	< 5.6	21	6.7	< 5.5	12	830	8.2	880	< 6.4	10	1767.9
10/5/2005	A5B10604	8260	< 1.3	< 1.7	33	9.3	< 2.5	16	1200 D	20	910 D	< 1.8	< 1.8	2188.3
1/23/2006	A6084706	8260	< 5.3	< 6.7	20	< 5.9	< 8.8	11	850	13	1500	< 7.3	32	2426
4/12/2006	6D13005-02	8260	< 1	< 1	15	< 1	< 2	8	583 D	10	998	< 1	11	1625
7/11/2006	6G12005-05	8260	< 1	< 1	20	6	4	12	700 D	9	869 D	< 1	< 2	1620
10/9/2006	6J10002-05	8260	< 1	< 1	30	8	< 2	16	1180 D	27	1100 D	< 1	< 2	2361
1/5/2007	7A05012-05	8260	< 1	< 1	23	6	2 B	11	734 D	20	2080 D	< 1	26	2902
4/3/2007	7D04039-03	8260	< 1	< 1	7	3	< 2	7	394 D	7	1190 D	< 1	6	1614
7/5/2007	7G06018-07	8260	< 10	< 10	< 10	< 10	< 20	< 10	499	< 10	579	< 10	< 20	1078
10/9/2007	7J10006-04	8260	< 5	< 5	9	< 5	< 10	8	570	< 5	636	< 5	< 10	1223
1/7/2008	8A08003-06	8260	< 5	< 5	15	< 5	22	10	689	8	601	< 5	< 10	1345
4/8/2008	8D09003-06	8260	< 5	< 5	12	< 5	< 10	7	431	13	1680 D	< 5	< 10	2143
7/16/2008	5417453	8260	< 1	< 0.8	9.6	3 J	< 2	7	470	6.3	610	< 0.8	< 1	1105.9
10/14/2008	5498682	8260	< 1	< 0.8	8	1.7 J	< 2	8	460	5.1	530	< 0.8	< 1	1012.8
1/14/2009	5577587	8260	< 1	< 0.8	24	7.9	< 2	11	720	38	1200	< 0.8	2 J	2002.9
4/14/2009	5646771	8260	< 2	< 1.6	12	3.5 J	< 4	6.1 J	370	23	1600	< 1.6	3.9 J	2018.5
7/9/2009	5720680	8260	< 1	< 0.8	6.6	2.3 J	< 2	6.8	390	5.6	490	< 0.8	< 1	901.3
10/5/2009	5797961	8260	< 2	< 1.6	10	3.1 J	< 4	6.7 J	560	9.2 J	780	< 1.6	< 2	1369
1/21/2010	5889956	8260	< 5	< 4	17 J	4.9 J	< 10	8.8 J	460	32	2100	< 4	< 5	2622.7
4/6/2010	5946899	8260	< 2	< 1.6	9.5 J	2.8 J	< 4	5.6 J	390	13	1600	< 1.6	6.4 J	2027.3
7/13/2010	6031624	8260	< 1	< 0.8	6.9	3.4 J	< 2	7.7	460	5.4	760	< 0.8	< 1	1243.4
10/12/2010	6109755	8260	< 1	< 0.8	6.5	1.6 J	< 2	7.1	360	6.2	530	< 0.8	< 1	911.4
1/26/2011	6192955	8260	< 2	< 1.6	36	6.8 J	< 4	11	790	14	1500	< 1.6	3.8 J	2361.6
4/12/2011	6256718	8260	< 2	< 1.6	65	12	< 4	14	1500	20	3700	1.7 J	27	5339.7
7/20/2011	6352288	8260	< 2	< 1.6	29	7.8 J	< 4	10	750	7.8 J	1400	< 1.6	< 2	2204.6
10/11/2011	6434704	8260	< 2	< 1.6	25	5.8 J	< 4	11	870	6.1 J	1200	< 1.6	< 2	2117.9
1/17/2012	6524420	8260	< 1	< 0.8	< 1	< 0.8	< 2	1.1 J	35	< 0.8	< 1	< 0.8	1.2 J	37.3

< - Indicates parameter was analyzed for, but not detected at or above the reporting limit
To Address the NYSDEC concerns regarding the presentation and plotting of non-detected values, the data for 2001 to 2004 has been reevaluated and interpreted as follows:

1) Non-detected concentrations have been represented as '<' for reporting purposes.
2) Total VOCs have been recalculated and represented as the sum of the detected parameters shown on this table.
3) The method change to 8260 was approved by the NYSDEC and changed in January 2005.

B - The analyte is present in the associated method blank.
D - Result reported from a secondary dilution analysis.
E - Concentration exceeds the calibration range; Result is estimated.
J - Indicates an estimated value.
µg/L - micrograms per liter

Well ID: **P-4**

Date	Lab Sample ID	Method	Carbon tetrachloride (µg/L)	Chloroform (µg/L)	1,1-Dichloroethane (µg/L)	1,1-Dichloroethene (µg/L)	Methylene chloride (µg/L)	trans-1,2-Dichloroethene (µg/L)	cis-1,2-Dichloroethene (µg/L)	1,1,1-Trichloroethane (µg/L)	Trichloroethene (µg/L)	Tetrachloroethene (µg/L)	Vinyl chloride (µg/L)	Total
4/4/2012	6607020	8260	< 2	< 1.6	24	5.1 J	< 4	6.7 J	530	8.6 J	1400	< 1.6	7.6 J	1982
7/17/2012	6723838	8260	< 1	< 0.8	22	5.2	< 2	11	580	6.2	890	< 0.8	< 1	1514.4
10/2/2012	6810734	8260	< 1	< 0.8	19	3.6 J	< 2	9.2	580	4.9 J	850	< 0.8	< 1	1466.7
1/22/2013	6931414	8260	< 1	< 0.8	52	11	< 2	10	620	42	2100	2 J	19	2856
4/3/2013	7010225	8260	< 1	< 0.8	40	7.1	< 2	8.5	520	28	1900	1.9 J	11	2516.5
7/9/2013	7122573	8260	< 5	< 4	39	8.4 J	< 10	7.8 J	700	18 J	2500	< 4	16 J	3289.2
11/12/2013	7275081	8260	< 2	< 1.6	38	10	< 4	9.5 J	750	16	2700	3.4 J	31	3557.9
1/16/2014	7340027	8260	< 1	< 0.8	10	4.1 J	< 2	5.4	330	7.6	1500	1.7 J	4.9 J	1863.7
4/15/2014	7432586	8260	< 0.5	< 0.5	11	4.2	< 2	5.7	330	6.5	1200	1.5	6.5	1565.4
7/8/2014	7526290	8260	< 0.5	< 0.5	7.1	3.2	< 2	5.7	300	4.9	1100	1.9	2.8	1425.6
10/3/2014	7625312	8260	< 0.5	0.6 J	6.5	3.4	< 2	5.1	280	3.7	1000	1.1	2.7	1303.1
1/7/2015	7732751	8260	< 0.5	2.5	14	4.3	< 2	5.1	270	40	1300	0.9 J	0.9 J	1637.7
4/14/2015	7847241	8260	< 0.5	0.87 J	14	3.8	< 2	4.9	270	15	1300	1.3	0.87 J	1610.74
7/8/2015	7960007	SW8260C	< 1	< 1	15	4.2	< 4	4	290	60	1400	< 1	1.7 J	1774.9
10/5/2015	8077926	SW8260C	< 0.5	< 0.5	21	5.6	< 2	7.8	570	35	990	0.96 J	1.3	1631.66
1/6/2016	8197841	SW8260C	< 0.5	< 0.5	22	5.1	< 2	8.7	590	20	860	0.77 J	1.4	1507.97
12/8/2016	240-73270-11	8260C	< 14	< 14	16	< 14	< 14	< 14	52	< 14	140	< 14	10 J	218
5/2/2017	240-79083-6	8260C	< 25	< 25	10 J	< 25	< 25	< 25	250	< 25	1200	< 25	< 25	1460
11/1/2017	240-87694-13	8260C	< 40	< 40	< 40	< 40	< 40	< 40	410	< 40	1300	< 40	< 40	1710
4/17/2018	240-94331-22	8260C	< 20	< 20	17 J	< 20	< 20	< 20	280	< 20	1200	< 20	< 20	1497
8/20/2018	240-100225-4	624.1_P	< 40	< 40	15 J	< 40	< 80	7.3 J	420	13 J	750	< 40	< 80	1205.3
9/26/2018	240-102125-6	8260C	< 20	< 20	10 J	< 20	< 100	4.9 J	370	4.8 J	650	< 20	< 20	1039.7
4/10/2019	240-110803-25	8260C	< 20	< 20	28	5.5 J	< 100	4.6 J	370	53	1500	< 20	< 20	1961.1
11/21/2019	240-122893-5	624.1_L	< 40	< 40	22 J	8.4 J	< 200	8.0 J	500	34 J	2100	< 40	< 40	2672.4
3/30/2020	240-128375-18	8260C	< 40	< 40	27 J	< 40	< 200	< 40	420	15 J	1800	< 40	< 40	2262
10/26/2020	240-139061-1	8260C	< 40	< 40	15 J	< 40	< 200	< 40	360	< 40	990	< 40	< 40	1365
4/21/2021	240-147939-17	8260C	< 40	< 40	39 J	12 J	< 200	13 J	680	17 J	1800	< 40	< 40	2561
6/15/2021	480-186147-1	8260C	< 20	< 20	31	6.5 J	< 20	< 20	680	26	1600	< 20	< 20	2343.5
6/29/2021	240-152171-3	8260C	< 40	< 40	21 J	< 40	< 200	< 40	630	20 J	1300	< 40	< 40	1971
7/27/2021	240-153558-3	8260C	< 40	< 40	26 J	< 40	< 200	< 40	980	29 J	2000	< 40	< 40	3035
8/23/2021	240-155063-1	8260C	< 40	< 40	21 J	< 40	< 200	< 40	730	25 J	2000	< 40	< 40	2776
10/25/2021	240-158965-3	8260C	< 40	< 40	19 J	< 40	< 200	< 40	1300	19 J	1300	< 40	< 40	2638
4/14/2022	240-165119-6	8260C	< 40	< 40	24 J	< 40	< 200	< 40	520	< 40	1600	< 40	< 40	2144
10/17/2022	240-175103-16	8260D	< 2.0	< 2.0	1.3 J	< 2.0	< 10	< 2.0	65	< 2.0	100	< 2.0	< 2.0	166.3
3/20/2023	240-182590-18	8260D	< 50	< 50	26 J	< 50	< 250	< 50	650	< 50	2100	< 50	< 50	2776
10/18/2023	240-194049-7	8260D	< 50	< 50	26 J	< 50	< 250	< 50	910	< 50	2300	< 50	< 50	3236
4/17/2024	240-203148-26	8260D	< 50	< 50	< 50	< 50	< 250	< 50	900	< 50	3400	< 50	< 50	4300

< - Indicates parameter was analyzed for, but not detected at or above the reporting limit
To Address the NYSDEC concerns regarding the presentation and plotting of non-detected values, the data for 2001 to 2004 has been reevaluated and interpreted as follows:

1) Non-detected concentrations have been represented as '<' for reporting purposes.
2) Total VOCs have been recalculated and represented as the sum of the detected parameters shown on this table.
3) The method change to 8260 was approved by the NYSDEC and changed in January 2005.

B - The analyte is present in the associated method blank.
D - Result reported from a secondary dilution analysis.
E - Concentration exceeds the calibration range; Result is estimated.
J - Indicates an estimated value.
µg/L - micrograms per liter

MONITORING WELL GROUNDWATER ANALYTICAL RESULT SUMMARY
FORMER CARBORUNDUM COMPANY
SANBORN, NEW YORK

Well ID: **PW-1**

Date	Lab Sample ID	Method	Carbon tetrachloride (µg/L)	Chloroform (µg/L)	1,1-Dichloroethane (µg/L)	1,1-Dichloroethene (µg/L)	Methylene chloride (µg/L)	trans-1,2-Dichloroethene (µg/L)	cis-1,2-Dichloroethene (µg/L)	1,1,1-Trichloroethane (µg/L)	Trichloroethene (µg/L)	Tetrachloroethene (µg/L)	Vinyl chloride (µg/L)	Total
12/31/1993		8260	< 0.5	< 0.5	< 0.5	< 0.5	< 0.5	0.97	170	< 0.5	466	< 0.5	20	656.97
1/1/1994		8260	< 5	< 5	< 5	< 5	< 5	< 5	97	< 5	380	< 5	< 10	477
1/2/1994		8260	< 5	< 5	< 5	< 5	< 5	< 5	61	< 5	270	< 5	< 10	331
1/3/1994		8260	< 0.5	< 0.5	< 0.5	< 0.5	< 0.5	0.64	49	< 0.5	250	< 0.5	11	310.64
1/7/1994		8260	< 0.5	< 0.5	< 0.5	< 0.5	0.59 *	< 0.5	68	< 0.5	240	< 0.5	7.8	316.39
1/11/1994		8260	< 0.5	< 0.5	< 0.5	< 0.5	< 0.5	< 0.5	72	< 0.5	400	< 0.5	12	484
1/13/1994		8260	< 0.5	< 0.5	0.88	< 0.5	0.71 *	0.82	99	0.79	350	< 0.5	15	467.2
1/20/1994		8260	< 1.2	< 0.5	< 0.7	< 1.3	< 2.5	1	100	< 0.5	770	< 0.3	3.6	874.6
1/27/1994		8260	< 1.2	< 0.5	< 0.7	< 1.3	< 2.5	1.1	240	< 0.5	170	< 0.3	17	428.1
6/10/1994		8260	< 1.2	< 0.5	3.6	5	20	5.1	990	2.8	1600	< 0.3	87	2713.5
7/6/1994		8260	< 1.2	1	5.5	< 1.3	< 2.5	1.6	150	< 0.5	290	< 0.3	5.4	453.5
10/7/1994		8260	< 1.2	< 0.5	0.82	1.9	< 2.5	2.6	72	0.95	97	< 0.3	3.8	179.07
1/25/1995		8260	< 2	< 2	< 2	< 2	< 2	< 2	190	< 2	240	< 2	8.7	438.7
4/4/1995		8260	< 2	< 2	< 2	< 2	< 2	< 2	58	< 2	220	< 2	< 4	278
6/27/1995		8260	< 2	< 2	< 2	< 2	< 2	< 2	72	< 2	140	< 2	< 4	212
10/10/1995		8260	< 12	< 5	< 10	< 7	< 25	< 10	200	< 6.4	880	< 7.9	< 18	1080
1/11/1996		8260	< 12	< 5	< 10	< 7	< 25	< 10	100	< 6.4	330	< 7.9	< 18	430
4/2/1996		8260	< 12	< 5	< 10	< 7	< 25	< 10	160	< 6.4	890	< 7.9	< 18	1050
7/11/1996		8260	< 12	6.9	< 10	< 7	< 25	< 10	110	< 6.4	270	< 7.9	< 18	386.9
10/4/1996		8260	< 12	8.5	< 10	< 7	< 25	< 10	240	< 6.4	780	< 7.9	< 18	1028.5
1/29/1997		8260	< 12	< 5	< 10	< 7	< 25	< 10	55	< 6.4	160	< 7.9	< 18	215
4/16/1997		8260	< 12	5	< 10	< 7	< 25	< 10	190	< 6.4	680	< 7.9	< 18	875
7/16/1997		8260	< 12	< 5	< 10	< 7	< 25	< 10	140	< 6.4	1000	< 7.9	< 18	1140
10/24/1997		8260	< 12	< 5	< 10	< 7	< 25	< 10	170	< 6.4	1000	< 7.9	< 18	1170
1/19/1998		8260	< 12	6.5	< 10	< 7	< 25	< 10	250	< 6.4	1300	< 7.9	< 18	1556.5
4/24/1998		8260	< 12	< 5	< 10	< 7	< 25	< 10	120	< 6.4	570	< 7.9	< 18	690
7/24/1998		8260	< 12	< 5	< 10	< 7	< 25	< 10	170	< 6.4	420	< 7.9	< 18	590
10/8/1998		8260	< 12	< 5	< 10	< 7	< 25	< 10	110	< 6.4	430	< 7.9	< 18	540
1/21/1999		8260	< 12	5.9 J	< 10	< 7	< 25	< 10	150	< 6.4	290	< 7.9	< 18	445.9
4/15/1999		8260	< 12	8.1 J	< 10	< 7	< 25	< 10	140	< 6.4	320	< 7.9	< 18	468.1
7/19/1999		8260	< 12	< 5	< 10	< 7	< 25	< 10	180	< 6.4	310	< 7.9	< 18	490
10/13/1999		8260	< 1.2	< 1	1.2	0.32 J	< 2.5	2.8	180	< 1	270	< 1	0.86 J	455.18
1/12/2000	A0026404	8021	< 4	< 4	< 4	< 4	8.8	< 4	130	< 4	240	< 4	< 4	378.8
4/19/2000	A0259412	8021	< 4	< 4	< 4	< 4	4.5	< 4	110	< 4	500	< 4	< 4	614.5
7/12/2000	A0483103	8021	< 2	< 2	< 2	< 2	2.4 J	< 2	70	< 2	150	< 2	< 2	222.4
10/18/2000	A0751316	8021	< 2	< 2	< 2	< 2	2.8	< 2	120	< 2	240	< 2	2	364.8
1/12/2001	A1035112	8021	< 2	< 2	< 2	< 2	5.6	< 2	71	< 2	150	< 2	< 2	226.6
4/20/2001	A1366403	624	< 1.2	< 1.5	< 1.8	< 1.4	< 2.5	2.4	84	< 1.1	330 D	< 1.1	1.9	418.3
7/11/2001	A1648702	8021	< 1.2	< 1	< 1	< 1	2.9	1.3	83	< 1	140	< 1	4.7	231.9
9/7/2001	A1863501	8021	< 25	< 25	< 25	< 25	38	< 25	1500	< 25	2500	< 25	< 25	4038
10/16/2001	A1A17402	8021	< 800	< 800	< 800	< 800	< 800	< 800	2700	< 800	40000	< 800	< 800	42700
1/23/2002	A2076705	8021	< 800	< 800	< 800	< 800	1500	< 800	880	< 800	2000	< 800	< 800	4380
4/18/2002	A2378804	8021	< 16	< 16	< 16	< 16	23	< 16	240	< 16	1200	< 16	< 16	1463
7/16/2002	A2722914	8021	< 16	< 16	< 16	< 16	60	< 16	520	< 16	1800	< 16	< 16	2380
10/9/2002	A2A07508	8021	< 2000	< 2000	< 2000	< 2000	< 2000	< 2000	27000	< 2000	140000	< 2000	< 2000	167000
1/24/2003	A3075208	8021	< 23	< 7.3	< 7.9	< 13	< 30	< 12	920	< 15	2100	< 26	26	3046

< - Indicates parameter was analyzed for, but not detected at or above the reporting limit
To Address the NYSDEC concerns regarding the presentation and plotting of non-detected values, the data for 2001 to 2004 has been reevaluated and interpreted as follows:
1) Non-detected concentrations have been represented as '<' for reporting purposes.
2) Total VOCs have been recalculated and represented as the sum of the detected parameters shown on this table.
3) The method change to 8260 was approved by the NYSDEC and changed in January 2005.

B - The analyte is present in the associated method blank.
D - Result reported from a secondary dilution analysis.
E - Concentration exceeds the calibration range; Result is estimated.
J - Indicates an estimated value.
µg/L - micrograms per liter

Well ID: **PW-1**

Date	Lab Sample ID	Method	Carbon tetrachloride (µg/L)	Chloroform (µg/L)	1,1-Dichloroethane (µg/L)	1,1-Dichloroethene (µg/L)	Methylene chloride (µg/L)	trans-1,2-Dichloroethene (µg/L)	cis-1,2-Dichloroethene (µg/L)	1,1,1-Trichloroethane (µg/L)	Trichloroethene (µg/L)	Tetrachloroethene (µg/L)	Vinyl chloride (µg/L)	Total
4/9/2003	A3329403	8021	< 23	< 7.3	< 7.9	< 13	< 30	< 12	560	< 15	1900	< 26	< 10	2460
7/10/2003	A3654305	8021	< 58	< 18	< 20	< 33	< 74	< 31	1200	< 37	3800	< 66	< 26	5000
10/13/2003	A3991302	8021	< 58	< 10	< 8.4	< 33	< 18	< 20	1200	< 12	3600	< 4.6	< 35	4800
1/9/2004	A4026101	8021	< 23	< 4.1	< 3.4	< 13	< 7.2	18	380	< 4.8	1300	< 1.8	25	1723
4/14/2004	A4331403	8021	< 120	< 20	< 17	< 66	< 36	< 40	1400	< 24	4500	< 9.2	< 71	5900
7/6/2004	A4636805	8021	< 23	< 4.1	< 3.4	< 13	< 7.2	< 8	540	< 4.8	1600	< 1.8	43	2183
10/7/2004	A4994204	8021	< 10	< 10	< 10	< 10	< 50	< 10	170	< 10	130	< 10	< 10	300
1/12/2005	A5036101	8260	< 1.9	< 3.2	6.9	4.5	< 4	6.1	600 D	5.5	2400 D	< 2.5	< 5.9	3023
4/4/2005	A5307501	8260	< 1.2	< 1	1.2	0.61 J	< 2.5	1.9	350 D	0.71 J	1500 BD	2	6.8	1863.22
7/11/2005	A5724602	8260/5M	< 5.1	< 5.6	5.3	< 6	< 5.5	< 6.3	410	< 5.6	870 D	< 6.4	18	1303.3
10/5/2005	A5B10702	8260	< 5.3	< 6.7	< 5.5	< 5.9	< 8.8	< 6.6	390	11	1300	< 7.3	13	1714
1/26/2006	A6102404	8260	< 1.2	< 1	2.3	0.69 J	< 2.5	1.9	200 D	2.5	900 D	< 1	2.4	1109.79
4/13/2006	6D14002-07	8260	< 1	< 1	2	< 1	< 2	2	146	< 1	636 D	< 1	6	792
7/11/2006	6G12005-01	8260	< 1	< 1	2	< 1	4	2	143	2	449 D	< 1	< 2	602
10/9/2006	6J10002-02	8260	< 1	< 1	< 1	< 1	< 2	2	114	< 1	871 D	< 1	3	990
1/9/2007	7A10006-02	8260	< 1	< 1	3	< 1	< 2	2	185	3	638 D	< 1	7	838
4/3/2007	7D04039-04	8260	< 1	< 1	6	2	< 2	3	302 D	6	1040 D	< 1	20	1379
7/5/2007	7G06018-05	8260	< 2	< 2	< 2	< 2	< 4	< 2	68	< 2	235	< 2	6	309
10/9/2007	7J10006-07	8260	< 2	< 2	4	< 2	< 4	3	304	< 2	1090 D	< 2	13	1414
1/7/2008	8A08003-08	8260	< 10	< 10	< 10	< 10	31	< 10	84	< 10	463	< 10	< 20	578
4/8/2008	8D09003-03	8260	< 5	< 5	12	< 5	16 B	< 5	455	7	1690 D	< 5	31	2211
7/21/2008	5420903	8260	< 1	< 0.8	1.3 J	< 0.8	< 2	1.6 J	120	< 0.8	1500	< 0.8	7.5	1630.4
10/14/2008	5498687	8260	< 50	< 40	110 J	54 J	< 100	60 J	10000	< 40	41000	< 40	180 J	51404
1/13/2009	5576508	8260	< 1	< 0.8	18	5	< 2	5.6	570	17	2100	< 0.8	30	2745.6
4/15/2009	5647722	8260	< 2	< 1.6	11	2.8 J	< 4	3.6 J	400	11	1300	< 1.6	19	1747.4
7/7/2009	5718471	8260	< 1	< 0.8	1.6 J	< 0.8	< 2	1.6 J	110	1.1 J	430	< 0.8	5.6	549.9
10/7/2009	5800383	8260	< 1	< 0.8	2.3 J	0.85 J	< 2	1.9 J	160	2 J	470	< 0.8	9.3	646.35
1/20/2010	5888923	8260	< 2	< 1.6	11	1.8 J	< 4	2.6 J	340	11	1200	< 1.6	11	1577.4
4/7/2010	5948422	8260	< 1	< 0.8	11	3.4 J	< 2	3.6 J	370	7.2	1300	< 0.8	24	1719.2
7/14/2010	6032689	8260	< 1	< 0.8	3 J	1.2 J	< 2	2 J	180	2.1 J	470	< 0.8	6.7	665
10/12/2010	6109752	8260	< 1	< 0.8	2.6 J	0.98 J	< 2	2.8 J	290	< 0.8	420	< 0.8	4.7 J	721.08
1/25/2011	6191894	8260	< 2.5	< 2	8.2 J	3 J	< 5	4 J	400	5.7 J	1800	< 2	12 J	2232.9
4/12/2011	6256717	8260	< 1	< 0.8	3.2 J	1.4 J	< 2	2.4 J	260	2.8 J	1400	< 0.8	2.9 J	1672.7
7/13/2011	6343975	8260	< 1	< 0.8	10	4.3 J	< 2	4.7 J	460	5.6	1700	< 0.8	42	2226.6
10/12/2011	6435899	8260	< 1	< 0.8	1.8 J	< 0.8	< 2	2.1 J	120	< 0.8	530	< 0.8	6.7	660.6
1/16/2012	6523838	8260	< 1	< 0.8	8.6	2.4 J	< 2	3.2 J	300	4.9 J	1400	< 0.8	14	1733.1
4/4/2012	6607023	8260	< 1	< 0.8	8.9	3 J	< 2	3.1 J	340	4.3 J	1400	< 0.8	18	1777.3
7/18/2012	6726430	8260	< 1	< 0.8	< 1	< 0.8	< 2	0.92 J	58	< 0.8	210	< 0.8	2.5 J	271.42
10/2/2012	6810729	8260	< 1	< 0.8	1.3 J	0.99 J	< 2	2 J	230	1.1 J	860	< 0.8	1.6 J	1096.99
1/22/2013	6931418	8260	< 1	< 0.8	4.4 J	1.6 J	< 2	2.5 J	250	3.8 J	810	< 0.8	12	1084.3
4/4/2013	7011182	8260	< 1	< 0.8	2.1 J	1.1 J	< 2	1.7 J	220	1.5 J	610	< 0.8	9.4	845.8
7/8/2013	7120731	8260	< 1	< 0.8	2.6 J	1.5 J	< 2	2 J	260	1.1 J	660	< 0.8	14	941.2
11/12/2013	7275070	8260	< 1	< 0.8	1.4 J	0.86 J	< 2	1.4 J	180	< 0.8	560	< 0.8	8.5	752.16
1/16/2014	7340021	8260	< 10	< 8	32 J	10 J	< 20	10 J	1700	12 J	4700	< 8	66	6530
4/15/2014	7432588	8260	< 0.5	< 0.5	5.8	1.7	< 2	1.8	240	1.9	710	0.72 J	9.4	971.32
7/11/2014	7531033	8260	< 0.5	< 0.5	4	1.8	< 2	1.9	280	1.7	730	0.73 J	13	1033.13
10/6/2014	7626651	8260	< 0.5	0.63 J	1	0.55 J	< 2	0.83 J	83	< 0.5	250	< 0.5	3.9	339.91
1/7/2015	7732752	8260	< 0.5	3.9	6.5	1.6	< 2	1.9	260	6.1	680	0.8 J	10	970.8
4/15/2015	7849426	8260	< 1	< 1	55	15	< 4	12	1500	31	4500	5.6	110	6228.6

< - Indicates parameter was analyzed for, but not detected at or above the reporting limit
To Address the NYSDEC concerns regarding the presentation and plotting of non-detected values, the data for 2001 to 2004 has been reevaluated and interpreted as follows:

1) Non-detected concentrations have been represented as '<' for reporting purposes.
2) Total VOCs have been recalculated and represented as the sum of the detected parameters shown on this table.
3) The method change to 8260 was approved by the NYSDEC and changed in January 2005.

B - The analyte is present in the associated method blank.
D - Result reported from a secondary dilution analysis.
E - Concentration exceeds the calibration range; Result is estimated.
J - Indicates an estimated value.
µg/L - micrograms per liter

Well ID: **PW-1**

Date	Lab Sample ID	Method	Carbon tetrachloride (µg/L)	Chloroform (µg/L)	1,1-Dichloroethane (µg/L)	1,1-Dichloroethene (µg/L)	Methylene chloride (µg/L)	trans-1,2-Dichloroethene (µg/L)	cis-1,2-Dichloroethene (µg/L)	1,1,1-Trichloroethane (µg/L)	Trichloroethene (µg/L)	Tetrachloroethene (µg/L)	Vinyl chloride (µg/L)	Total
7/7/2015	7958382	SW8260C	< 0.5	< 0.5	2.1	< 0.5	< 2	0.83 J	94	2.5	290	< 0.5	2.9	392.33
10/5/2015	8077930	SW8260C	< 0.5	< 0.5	1.9	0.59 J	< 2	1.4	150	3.6	380	< 0.5	3.5	540.99
1/5/2016	8197709	SW8260C	< 0.5	< 0.5	1.2	< 0.5	< 2	0.75 J	41	4.9	280	< 0.5	< 0.5	327.85
12/9/2016	240-73270-23	8260C	< 200	< 200	< 200	< 200	150 J	< 200	430	< 200	2200	< 200	< 200	2780
5/2/2017	240-79083-7	8260C	< 25	< 25	< 25	< 25	< 25	< 25	210	< 25	850	< 25	< 25	1060
11/1/2017	240-87694-14	8260C	< 50	< 50	< 50	< 50	< 50	< 50	340	< 50	1800	< 50	< 50	2140
4/17/2018	240-94331-23	8260C	< 2.0	< 2.0	< 2.0	< 2.0	< 2.0	< 2.0	33	< 2.0	69	< 2.0	< 2.0	102
8/20/2018	240-100225-5	624.1_P	< 50	< 50	< 50	< 50	< 100	< 25	240	< 50	1100	< 50	< 100	1340
9/26/2018	240-102125-2	8260C	< 25	< 25	< 25	< 25	< 130	< 25	170	< 25	740	< 25	< 25	910
4/3/2019	240-110627-5	8260C	< 63	< 63	11 J	< 63	< 310	< 63	430	17 J	1800	< 63	< 63	2258
11/20/2019	240-122631-1	624.1_L	< 100	< 100	< 100	< 100	< 500	< 50	840	25 J	4500	< 100	26 J	5391
3/30/2020	240-128375-17	8260C	< 50	< 50	< 50	< 50	< 250	< 50	620	< 50	3300	< 50	16 J	3936
10/26/2020	240-139061-3	8260C	< 20	< 20	< 20	< 20	< 100	< 20	120	6.4 J	740	< 20	< 20	866.4
4/21/2021	240-147939-18	8260C	< 400	< 400	< 400	< 400	< 2000	< 400	2200	< 400	15000	< 400	< 400	17200
10/28/2021	240-159076-17	8260C	< 1.0	< 1.0	< 1.0	< 1.0	< 5.0	< 1.0	87 D	< 1.0	130 D	< 1.0	0.91 J	217.91
4/11/2022	240-165066-4	8260C	< 50	< 50	< 50	< 50	< 250	< 50	360	< 50	1700	< 50	< 50	2060
10/17/2022	240-175103-7	8260D	< 50	< 50	< 50	< 50	< 250	< 50	180	< 50	1600	< 50	< 50	1780
3/20/2023	240-182590-7	8260D	< 100	< 100	< 100	< 100	< 500	< 100	610	< 100	4600	< 100	< 100	5210
10/18/2023	240-194049-5	8260D	< 100	< 100	< 100	< 100	< 500	< 100	2500	< 100	12000 D	< 100	< 100	14500
4/17/2024	240-203148-24	8260D	< 1.0	< 1.0	< 1.0	< 1.0	< 5.0	< 1.0	120	< 1.0	130	< 1.0	4.7	254.7

< - Indicates parameter was analyzed for, but not detected at or above the reporting limit
To Address the NYSDEC concerns regarding the presentation and plotting of non-detected values, the data for 2001 to 2004 has been reevaluated and interpreted as follows:

1) Non-detected concentrations have been represented as '<' for reporting purposes.
2) Total VOCs have been recalculated and represented as the sum of the detected parameters shown on this table.
3) The method change to 8260 was approved by the NYSDEC and changed in January 2005.

B - The analyte is present in the associated method blank.
D - Result reported from a secondary dilution analysis.
E - Concentration exceeds the calibration range; Result is estimated.
J - Indicates an estimated value.
µg/L - micrograms per liter

MONITORING WELL GROUNDWATER ANALYTICAL RESULT SUMMARY
FORMER CARBORUNDUM COMPANY
SANBORN, NEW YORK

Well ID: **PW-2**

Date	Lab Sample ID	Method	Carbon tetrachloride (µg/L)	Chloroform (µg/L)	1,1-Dichloroethane (µg/L)	1,1-Dichloroethene (µg/L)	Methylene chloride (µg/L)	trans-1,2-Dichloroethene (µg/L)	cis-1,2-Dichloroethene (µg/L)	1,1,1-Trichloroethane (µg/L)	Trichloroethene (µg/L)	Tetrachloroethene (µg/L)	Vinyl chloride (µg/L)	Total
12/31/1993		8260	< 0.5	< 0.5	< 0.5	< 0.5	0.73 *	< 0.5	14	< 0.5	290	< 0.5	1	305.73
1/1/1994		8260	< 5	< 5	< 5	< 5	< 5	< 5	< 5	< 5	210	< 5	< 10	210
1/2/1994		8260	< 5	< 5	< 5	< 5	< 5	< 5	6.2	< 5	210	< 5	< 10	216.2
1/3/1994		8260	< 0.5	< 0.5	< 0.5	< 0.5	4.2 *	< 0.5	15	< 0.5	250	< 0.5	3.7	272.9
1/4/1994		8260	< 0.5	< 0.5	< 0.5	< 0.5	< 0.5	< 0.5	22	< 0.5	200	< 0.5	4.4	226.4
1/7/1994		8260	< 0.5	< 0.5	< 0.5	< 0.5	0.73 *	< 0.5	29	< 0.5	700	< 0.5	0.84	730.57
1/11/1994		8260	< 0.5	< 0.5	< 0.5	< 0.5	< 0.5	< 0.5	48	0.67	320	< 0.5	2	370.67
1/13/1994		8260	< 0.5	< 0.5	1.1	< 0.5	0.76 *	< 0.5	35	0.94	190	< 0.5	7.6	235.4
1/20/1994		8260	< 1.2	< 0.5	0.72	< 1.3	< 2.5	< 1	22	0.58	50	< 0.3	4	77.3
1/27/1994		8260	< 1.2	< 0.5	< 0.7	< 1.3	< 2.5	< 1	20	< 0.5	210	< 0.3	2.1	232.1
4/8/1994		8260	< 1.2	< 0.5	< 0.7	< 1.3	< 2.5	< 1	7.1	< 0.5	104	< 0.3	< 1.8	111.1
6/10/1994		8260	< 1.2	< 0.5	< 0.7	< 1.3	22	1.2	13	< 0.5	280	< 0.3	2.3	318.5
7/6/1994		8260	< 1.2	< 0.5	< 0.7	< 1.3	< 2.5	1.2	38	0.67	260	< 0.3	2.4	302.27
8/16/1994		8260	< 12	5.2	< 7	< 13	< 25	< 10	120	5.2	760	< 3	< 18	890.4
10/7/1994		8260	< 1.2	< 0.5	< 0.7	< 1.3	< 2.5	0.86	39	< 0.5	26	< 0.3	2.2	68.06
1/25/1995		8260	< 1	< 1	< 1	< 1	< 1	< 1	4.7	< 1	38	< 1	< 2	42.7
4/4/1995		8260	< 1	< 1	< 1	< 1	< 1	< 1	48	< 1	160	< 1	< 2	208
6/27/1995		8260	< 5	< 5	< 5	< 5	< 5	< 5	44	< 5	520	< 5	< 10	564
10/10/1995		8260	< 12	< 5	< 10	< 7	< 25	< 10	110	< 6.4	900	< 7.9	< 18	1010
1/11/1996		8260	< 12	< 5	< 10	< 7	< 25	< 10	51	< 6.4	820	< 7.9	< 18	871
4/3/1996		8260	< 12	< 5	< 10	< 7	< 25	< 10	< 10	< 6.4	120	< 7.9	< 18	120
7/11/1996		8260	< 1.2	< 0.5	< 1	< 0.7	< 2.5	< 1	28	< 0.64	83	< 0.79	< 1.8	111
10/4/1996		8260	< 12	7.6	< 10	< 7	< 25	< 10	100	< 6.4	280	< 7.9	< 18	387.6
1/29/1997		8260	< 12	< 5	< 10	< 7	< 25	< 10	11	< 6.4	450	< 7.9	< 18	461
4/16/1997		8260	< 120	< 50	< 100	< 70	< 250	< 100	180	< 64	8900	< 79	< 180	9080
7/16/1997		8260	< 12	< 5	< 10	< 7	< 25	< 10	27	< 6.4	350	< 7.9	< 18	377
10/24/1997		8260	< 12	< 5	< 10	< 7	< 25	< 10	120	< 6.4	1000	< 7.9	< 18	1120
1/19/1998		8260	< 1.2	< 0.5	< 1	< 0.7	< 2.5	< 1	3	< 0.64	81	< 0.79	< 1.8	84
4/24/1998		8260	< 1.2	< 0.5	< 1	< 0.7	< 2.5	< 1	11	< 0.64	110	< 0.79	< 1.8	121
7/24/1998		8260	< 1.2	< 0.5	< 1	< 0.7	< 2.5	< 1	28	< 0.64	26	< 0.79	< 1.8	54
10/8/1998		8260	< 1.2	< 0.5	< 1	< 0.7	< 2.5	< 1	44	< 0.64	54	< 0.79	2.1	100.1
1/21/1999		8260	< 1.2	< 0.5	< 1	< 0.7	< 2.5	< 1	19	< 0.64	23	< 0.79	< 1.8	42
4/15/1999		8260	< 1.2	< 0.5	< 1	< 0.7	< 2.5	< 1	17	< 0.64	39	< 0.79	< 1.8	56
7/19/1999		8260	< 12	< 5	< 10	< 7	< 25	< 10	19	< 6.4	140	< 7.9	< 18	159
10/11/1999		8260	< 2	< 2	< 2	< 2	3.3	< 1	75	< 2	310	< 2	< 2	388.3
1/11/2000	A0018415	8021	< 4	< 4	< 4	< 4	14	< 4	230	< 4	1500 D	< 4	< 4	1744
4/19/2000	A0259417	8021	< 1.2	< 1	< 1	< 1	< 2.5	< 1	11	< 1	49	< 1	< 1.8	60
7/12/2000	A0483107	8021	< 2	< 2	< 2	< 2	2.4 J	< 2	25	< 2	140	< 2	< 2	167.4
10/18/2000	A0751317	8021	< 2	< 2	< 2	< 2	2.9	< 2	28	< 2	130	< 2	< 2	160.9
1/15/2001	A1041301	8021	< 1.2	< 1	< 1	< 1	1.6 J	< 1	24	< 1	44	< 1	< 1.8	69.6
4/19/2001	A1361314	624	< 0.24	< 0.3	< 0.36	< 0.28	< 0.5	< 0.36	1.4	< 0.22	17	< 0.22	< 0.36	18.4
7/13/2001	A1663811	8021	< 1.2	1.5	< 1	< 1	5.3	< 1	24	< 1	88	< 1	< 1.8	118.8
10/15/2001	A1A17405	8021	< 80	< 80	< 80	< 80	< 80	< 80	370	< 80	3700	< 80	< 80	4070
1/23/2002	A2076704	8021	< 1.2	< 1	< 1	< 1	2 J	< 1	7.8	< 1	55	< 1	< 1.8	64.8
4/18/2002	A2378805	8021	< 1.2	< 1	< 1	< 1	< 2.5	< 1	2.4	< 1	17	< 1	< 1.8	19.4
7/16/2002	A2722913	8021	< 1.2	< 1	< 1	< 1	2.6	< 1	16	< 1	110	< 1	< 1.8	128.6

< - Indicates parameter was analyzed for, but not detected at or above the reporting limit
To Address the NYSDEC concerns regarding the presentation and plotting of non-detected values, the data for 2001 to 2004 has been reevaluated and interpreted as follows:

1) Non-detected concentrations have been represented as '<' for reporting purposes.
2) Total VOCs have been recalculated and represented as the sum of the detected parameters shown on this table.
3) The method change to 8260 was approved by the NYSDEC and changed in January 2005.

B - The analyte is present in the associated method blank.
D - Result reported from a secondary dilution analysis.
E - Concentration exceeds the calibration range; Result is estimated.
J - Indicates an estimated value.
µg/L - micrograms per liter

Well ID: **PW-2**

Date	Lab Sample ID	Method	Carbon tetrachloride (µg/L)	Chloroform (µg/L)	1,1-Dichloroethane (µg/L)	1,1-Dichloroethene (µg/L)	Methylene chloride (µg/L)	trans-1,2-Dichloroethene (µg/L)	cis-1,2-Dichloroethene (µg/L)	1,1,1-Trichloroethane (µg/L)	Trichloroethene (µg/L)	Tetrachloroethene (µg/L)	Vinyl chloride (µg/L)	Total
10/9/2002	A2A07509	8021	< 5	< 5	< 5	< 5	< 5	< 5	88	< 5	640	< 5	< 5	728
1/23/2003	A3075205	8021	< 5.8	< 1.8	< 2	< 3.3	< 7.4	< 3.1	31	< 3.7	270	< 6.6	< 2.6	301
4/9/2003	A3329401	8021	< 1.4	< 1	< 1	< 1	< 2.5	< 1	5	< 1	85	< 1.6	< 1.8	90

< - Indicates parameter was analyzed for, but not detected at or above the reporting limit
To Address the NYSDEC concerns regarding the presentation and plotting of non-detected values, the data for 2001 to 2004 has been reevaluated and interpreted as follows:

1) Non-detected concentrations have been represented as '<' for reporting purposes.
2) Total VOCs have been recalculated and represented as the sum of the detected parameters shown on this table.
3) The method change to 8260 was approved by the NYSDEC and changed in January 2005.

B - The analyte is present in the associated method blank.
D - Result reported from a secondary dilution analysis.
E - Concentration exceeds the calibration range; Result is estimated.
J - Indicates an estimated value.
µg/L - micrograms per liter

MONITORING WELL GROUNDWATER ANALYTICAL RESULT SUMMARY
FORMER CARBORUNDUM COMPANY
SANBORN, NEW YORK

Well ID: **PW-3**

Date	Lab Sample ID	Method	Carbon tetrachloride (µg/L)	Chloroform (µg/L)	1,1-Dichloroethane (µg/L)	1,1-Dichloroethene (µg/L)	Methylene chloride (µg/L)	trans-1,2-Dichloroethene (µg/L)	cis-1,2-Dichloroethene (µg/L)	1,1,1-Trichloroethane (µg/L)	Trichloroethene (µg/L)	Tetrachloroethene (µg/L)	Vinyl chloride (µg/L)	Total
10/13/2003	A3991406	8021	< 1.2	< 1	< 1	5	< 2.5	4.8	840 D	< 1	1500 D	2.8	40 D	2392.6
1/7/2004	A4012401	8021	< 29	< 5.1	< 4.2	< 16	< 9	< 10	490	< 5.9	1800	< 2.3	< 18	2290
4/14/2004	A4331401	8021	< 58	< 10	< 8.4	< 33	< 18	< 20	460	< 12	2400	< 4.6	< 35	2860
7/7/2004	A4636804	8021	< 23	< 4.1	< 3.4	< 13	< 7.2	< 8	440	< 4.8	1300	20	36	1796
10/13/2004	A4A09404	8021	< 1	< 1	< 1	3.1	< 1	2.5	490 D	< 1	1200 D	4.1	3.1	1702.8
1/12/2005	A5036105	8260	< 9.5	< 16	< 19	< 9.4	< 20	< 16	700	< 13	2200 D	< 13	< 29	2900
4/4/2005	A5307502	8260	< 1.2	< 1	< 1	2	< 2.5	3.8	500 D	< 1	3700 BD	35	4.9	4245.7
7/11/2005	A5724603	8260/5M	< 26	< 28	< 26	< 30	< 28	< 31	1400	< 28	3200	< 32	36	4636
10/5/2005	A5B10703	8260	< 5.3	< 6.7	< 5.5	< 5.9	< 8.8	< 6.6	800	< 5.3	1500	< 7.3	< 4.8	2300
1/24/2006	A6089105	8260	< 5.3	< 6.7	< 5.5	< 5.9	< 8.8	< 6.6	450	< 5.3	3700 D	18	< 4.8	4168
4/13/2006	6D14002-06	8260	< 1	< 1	< 1	< 1	< 2	1	298 D	< 1	946 D	10	4	1259
7/11/2006	6G12005-02	8260	< 1	< 1	< 1	5	3	5	1150 D	< 1	3150 D	8	5	4326
10/9/2006	6J10002-06	8260	< 1	< 1	< 1	4	< 2	6	1550 D	< 1	4620 D	3	4	6187
1/9/2007	7A10006-05	8260	< 5	< 5	< 5	< 5	39	< 5	437	< 5	1940 D	21	< 10	2437
4/3/2007	7D04039-05	8260	< 1	< 1	< 1	2	< 2	3	540 D	< 1	2250 D	18	9	2822
7/5/2007	7G06018-02	8260	< 20	< 20	< 20	< 20	< 40	< 20	1320	< 20	3120	< 20	61	4501
10/9/2007	7J10006-06	8260	< 20	< 20	< 20	< 20	< 40	< 20	1400	< 20	4220 D	< 20	< 40	5620
1/7/2008	8A08003-04	8260	< 5	< 5	< 5	< 5	< 10	< 5	849	< 5	362	< 5	24	1235
4/8/2008	8D09003-05	8260	< 10	< 10	< 10	< 10	35 B	12	2910 D	< 10	2120 D	< 10	154	5231
7/16/2008	5417446	8260	< 1	< 0.8	< 1	8	< 2	5.2	770	< 0.8	630	< 0.8	130	1543.2
10/14/2008	5498677	8260	< 2	< 1.6	< 2	10 J	< 4	6.4 J	1000	< 1.6	1400	< 1.6	31	2447.4
1/15/2009	5578620	8260	< 2	< 1.6	< 2	3.2 J	< 4	2.7 J	630	< 1.6	2000	< 1.6	48	2683.9
4/13/2009	5647718	8260	< 5	< 4	< 5	4.5 J	< 10	< 4	730	< 4	2200	< 4	50	2984.5
7/7/2009	5718469	8260	< 10	< 8	< 10	19 J	< 20	15 J	2600	< 8	5000	< 8	17 J	7651
10/6/2009	5799011	8260	< 5	< 4	< 5	11 J	< 10	8.6 J	1700	< 4	5500	< 4	8 J	7227.6
1/25/2010	5892346	8260	< 10	< 8	< 10	< 8	< 20	< 8	1400	< 8	6300	< 8	49 J	7749
4/6/2010	5946901	8260	< 5	< 4	< 5	4.3 J	< 10	5.1 J	940	< 4	4300	< 4	40	5289.4
7/21/2010	6039079	8260	< 5	< 4	< 5	28	< 10	20 J	2500	< 4	4000	< 4	13 J	6561
10/12/2010	6109759	8260	< 5	< 4	< 5	8.5 J	< 10	6.8 J	1400	< 4	3100	< 4	7 J	4522.3
1/24/2011	6190813	8260	< 5	< 4	< 5	4.5 J	< 10	4.2 J	970	< 4	3400	< 4	22 J	4400.7
4/12/2011	6256722	8260	< 2	< 1.6	< 2	3 J	< 4	4.3 J	560	< 1.6	2600	1.8 J	< 2	3169.1
7/18/2011	6348763	8260	< 5	< 4	< 5	8.7 J	< 10	6.9 J	1300	< 4	3100	< 4	26	4441.6
10/12/2011	6435906	8260	< 5	< 4	< 5	7.2 J	< 10	6.9 J	1100	< 4	2900	< 4	< 5	4014.1
1/19/2012	6527712	8260	< 2	< 1.6	< 2	2.3 J	< 4	2.7 J	500	< 1.6	2000	< 1.6	2.3 J	2507.3
4/4/2012	6607030	8260	< 2	< 1.6	< 2	3 J	< 4	3.4 J	570	< 1.6	2700	< 1.6	3.9 J	3280.3
7/10/2012	6716080	8260	< 1	< 0.8	< 1	9.5	< 2	8.2	1400	< 0.8	2900	2.4 J	4.1 J	4324.2
10/4/2012	6814362	8260	< 1	< 0.8	< 1	3.2 J	< 2	2.7 J	510	< 0.8	760	3.2 J	7.5	1286.6
1/24/2013	6934231	8260	< 1	< 0.8	< 1	< 0.8	< 2	1.1 J	160	< 0.8	740	4.1 J	1.4 J	906.6
4/2/2013	7007578	8260	< 1	< 0.8	< 1	0.81 J	< 2	1.1 J	170	< 0.8	510	8.2	1.7 J	691.81
7/2/2013	7117031	8260	< 1	< 0.8	< 1	< 0.8	< 2	< 0.8	120	< 0.8	410	5.1	2.7 J	537.8
11/11/2013	7273098	8260	< 1	2.4 J	< 1	1 J	< 2	1.3 J	200	< 0.8	740	4.3 J	1.9 J	950.9
1/17/2014	7341386	8260	< 1	5.8	< 1	< 0.8	< 2	1.4 J	170	< 0.8	800	2.9 J	< 1	980.1
4/14/2014	7430458	8260	< 0.5	8.5	< 0.5	< 0.5	< 2	0.65 J	64	< 0.5	430	4.2	< 0.5	507.35
7/9/2014	7527875	8260	< 0.5	15	< 0.5	< 0.5	< 2	< 0.5	37	< 0.5	260	7	< 0.5	319
10/6/2014	7626649	8260	< 0.5	4.4	< 0.5	< 0.5	< 2	< 0.5	46	< 0.5	160	3.4	< 0.5	213.8
1/6/2015	7731159	8260	< 0.5	7	< 0.5	< 0.5	< 2	< 0.5	43	< 0.5	260	2.4	< 0.5	312.4

< - Indicates parameter was analyzed for, but not detected at or above the reporting limit
To Address the NYSDEC concerns regarding the presentation and plotting of non-detected values, the data for 2001 to 2004 has been reevaluated and interpreted as follows:
1) Non-detected concentrations have been represented as '<' for reporting purposes.
2) Total VOCs have been recalculated and represented as the sum of the detected parameters shown on this table.
3) The method change to 8260 was approved by the NYSDEC and changed in January 2005.

B - The analyte is present in the associated method blank.
D - Result reported from a secondary dilution analysis.
E - Concentration exceeds the calibration range; Result is estimated.
J - Indicates an estimated value.
µg/L - micrograms per liter

Well ID: **PW-3**

Date	Lab Sample ID	Method	Carbon tetrachloride (µg/L)	Chloroform (µg/L)	1,1-Dichloroethane (µg/L)	1,1-Dichloroethene (µg/L)	Methylene chloride (µg/L)	trans-1,2-Dichloroethene (µg/L)	cis-1,2-Dichloroethene (µg/L)	1,1,1-Trichloroethane (µg/L)	Trichloroethene (µg/L)	Tetrachloroethene (µg/L)	Vinyl chloride (µg/L)	Total
4/15/2015	7849425	8260	< 0.5	2.4	< 0.5	< 0.5	< 2	0.75 J	81	< 0.5	560	16	< 0.5	660.15
7/13/2015	7965569	SW8260C	< 1	< 1	< 1	2.2	< 4	2.6	630	< 1	1200	4.8	25	1864.6
10/7/2015	8080778	SW8260C	< 0.5	< 0.5	< 0.5	3.2	< 2	4.2	1100	< 0.5	1300	3.1	1.5	2412
1/5/2016	8197707	SW8260C	< 1	< 1	< 1	1.9 J	< 4	2.8	680	< 1	1300	1.4 J	1.5 J	1987.6
12/8/2016	240-73270-10	8260C	< 33	< 33	< 33	< 33	< 33	< 33	350	< 33	920	< 33	< 33	1270
5/1/2017	240-78974-5	8260C	< 10	< 10	< 10	< 10	< 10	< 10	37	< 10	380	8.7 J	< 10	425.7
11/1/2017	240-87694-11	8260C	< 25	< 25	< 25	< 25	< 25	< 25	270	< 25	830	8.2 J	< 25	1108.2
4/13/2018	240-94116-7	8260C	< 100	< 100	< 100	< 100	< 100	< 100	250	< 100	1900	< 100	< 100	2150
7/16/2018	240-98766-2	8260C	< 25	< 25	< 25	< 25	< 130	< 25	620	< 25	950	8.7 J	13 J	1591.7
8/22/2018	240-100303-4	8260C	< 20	7.8 J	< 20	< 20	< 100	< 20	< 20	< 20	< 20	< 20	< 20	7.8
9/28/2018	240-102125-19	8260C	< 40	< 40	< 40	< 40	< 200	19 J	1400	< 40	1300	9.6 J	80	2808.6
10/30/2018	240-103813-5	8260C	< 25	< 25	< 25	< 25	< 130	11 J	1200	< 25	1400	5.5 J	27	2643.5
1/29/2019	240-107569-5	8260C	< 100	< 100	< 100	< 100	< 500	< 100	1400	< 100	410	< 100	96 J	1906
4/10/2019	240-110803-21	8260C	< 10	< 10	< 10	< 10	< 50	4.8 J	430	< 10	95	< 10	130	659.8
11/20/2019	240-122631-4	624.1_L	< 20	< 20	< 20	< 20	< 100	< 10	140	< 20	390	3.5 J	12 J	545.5
3/31/2020	240-128375-1	8260C	< 10	< 10	< 10	12	< 50	11	2800 D	< 10	1300 D	12	420	4555
10/27/2020	240-139061-11	8260C	< 25	< 25	< 25	< 25	< 130	< 25	560	< 25	1100	< 25	< 25	1660
4/21/2021	240-147939-19	8260C	< 200	< 200	< 200	67 J	< 1000	61 J	8900	< 200	8200	< 200	1700	18928
6/15/2021	480-186147-2	8260C	< 40	< 40	< 40	< 40	< 40	< 40	1400	< 40	1500	< 40	88	2988
6/29/2021	240-152161-3	8260C	< 20	< 20	< 20	< 20	< 100	< 20	570	< 20	750	< 20	15 J	1335
7/26/2021	240-153555-1	8260C	< 20	< 20	< 20	< 20	< 100	< 20	980	< 20	1300	< 20	98	2378
8/23/2021	240-155061-1	8260C	< 20	< 20	< 20	13 J	< 100	19 J	2900 D	< 20	2600 D	< 20	220	5752
10/25/2021	240-158968-3	8260C	< 100	< 100	< 100	< 100	< 500	< 100	2900	< 100	690	< 100	210	3800
4/14/2022	240-165119-3	8260C	< 200	< 200	< 200	< 200	< 1000	< 200	4400	< 200	5500	< 200	630	10530
10/17/2022	240-175103-6	8260D	< 20	< 20	< 20	< 20	< 100	< 20	1100	< 20	40	< 20	68	1208
3/20/2023	240-182590-6	8260D	< 400	< 400	< 400	< 400	< 2000	< 400	5700	< 400	11000	< 400	730	17430
10/18/2023	240-194049-2	8260D	< 40	< 40	< 40	< 40	< 200	< 40	2000	< 40	1400	< 40	130	3530
4/17/2024	240-203148-27	8260D	< 40	< 40	< 40	65	< 200	71	4700	< 40	12000	< 40	520	17356

< - Indicates parameter was analyzed for, but not detected at or above the reporting limit
To Address the NYSDEC concerns regarding the presentation and plotting of non-detected values, the data for 2001 to 2004 has been reevaluated and interpreted as follows:

1) Non-detected concentrations have been represented as '<' for reporting purposes.
2) Total VOCs have been recalculated and represented as the sum of the detected parameters shown on this table.
3) The method change to 8260 was approved by the NYSDEC and changed in January 2005.

B - The analyte is present in the associated method blank.
D - Result reported from a secondary dilution analysis.
E - Concentration exceeds the calibration range; Result is estimated.
J - Indicates an estimated value.
µg/L - micrograms per liter

MONITORING WELL GROUNDWATER ANALYTICAL RESULT SUMMARY
FORMER CARBORUNDUM COMPANY
SANBORN, NEW YORK

Well ID: **PW-4**

Date	Lab Sample ID	Method	Carbon tetrachloride (µg/L)	Chloroform (µg/L)	1,1-Dichloroethane (µg/L)	1,1-Dichloroethene (µg/L)	Methylene chloride (µg/L)	trans-1,2-Dichloroethene (µg/L)	cis-1,2-Dichloroethene (µg/L)	1,1,1-Trichloroethane (µg/L)	Trichloroethene (µg/L)	Tetrachloroethene (µg/L)	Vinyl chloride (µg/L)	Total
1/21/2009	5582430	8260	< 1	< 0.8	< 1	< 0.8	< 2	< 0.8	8.4	< 0.8	55	< 0.8	< 1	63.4
4/16/2009	5649166	8260	< 1	< 0.8	< 1	< 0.8	< 2	< 0.8	2.7 J	< 0.8	21	< 0.8	< 1	23.7
7/13/2009	5722294	8260	< 1	< 0.8	< 1	< 0.8	< 2	< 0.8	62	< 0.8	350	< 0.8	1.4 J	413.4
10/6/2009	5799007	8260	< 1	< 0.8	1.2 J	< 0.8	< 2	< 0.8	62	6.3	480	< 0.8	1.5 J	551
1/26/2010	5893225	8260	< 1	< 0.8	< 1	< 0.8	< 2	< 0.8	2.4 J	< 0.8	29	< 0.8	< 1	31.4
4/7/2010	5948424	8260	< 1	< 0.8	< 1	< 0.8	< 2	< 0.8	3.1 J	< 0.8	26	< 0.8	< 1	29.1
7/21/2010	6039077	8260	< 1	< 0.8	< 1	< 0.8	< 2	< 0.8	44	< 0.8	320	< 0.8	< 1	364
10/12/2010	6109760	8260	< 2	< 1.6	50	4.4 J	< 4	4 J	1000	27	59	< 1.6	150	1294.4
1/24/2011	6190812	8260	< 1	< 0.8	< 1	< 0.8	< 2	< 0.8	16	< 0.8	140	< 0.8	< 1	156
4/12/2011	6256725	8260	< 1	< 0.8	< 1	< 0.8	< 2	< 0.8	2.5 J	< 0.8	26	< 0.8	< 1	28.5
7/20/2011	6352279	8260	< 1	< 0.8	< 1	< 0.8	< 2	< 0.8	13	< 0.8	110	< 0.8	< 1	123
10/12/2011	6435907	8260	< 1	< 0.8	< 1	< 0.8	< 2	0.93 J	59	< 0.8	480	< 0.8	< 1	539.93
1/19/2012	6527713	8260	< 1	< 0.8	< 1	< 0.8	< 2	< 0.8	1.8 J	< 0.8	23	< 0.8	< 1	24.8
4/4/2012	6607025	8260	< 1	< 0.8	< 1	< 0.8	< 2	< 0.8	3.7 J	< 0.8	29	< 0.8	< 1	32.7
7/19/2012	6728261	8260	< 1	< 0.8	< 1	< 0.8	< 2	< 0.8	22	< 0.8	260	< 0.8	< 1	282
10/4/2012	6814369	8260	< 2	< 1.6	40	11	< 4	11	2200	14	380	< 1.6	310	2966
1/24/2013	6934235	8260	< 1	< 0.8	< 1	< 0.8	< 2	< 0.8	36	< 0.8	38	< 0.8	2.3 J	76.3
4/2/2013	7007577	8260	< 1	< 0.8	< 1	< 0.8	< 2	< 0.8	4 J	< 0.8	41	< 0.8	< 1	45
7/11/2013	7125531	8260	< 1	< 0.8	1.2 J	< 0.8	< 2	< 0.8	44	1.5 J	2 J	< 0.8	3 J	51.7
11/12/2013	7275079	8260	< 1	< 0.8	< 1	< 0.8	< 2	< 0.8	17	< 0.8	5.5	< 0.8	1.3 J	23.8
1/17/2014	7341391	8260	< 1	< 0.8	< 1	< 0.8	< 2	< 0.8	2.3 J	< 0.8	19	< 0.8	< 1	21.3
4/14/2014	7430457	8260	< 0.5	< 0.5	< 0.5	< 0.5	< 2	< 0.5	1.7	< 0.5	16	< 0.5	< 0.5	17.7
7/10/2014	7529503	8260	< 0.5	2.9	< 0.5	< 0.5	< 2	< 0.5	1.3	< 0.5	6.9	< 0.5	< 0.5	11.1
10/6/2014	7626648	8260	< 0.5	< 0.5	< 0.5	< 0.5	< 2	< 0.5	1.8	< 0.5	3.7	< 0.5	< 0.5	5.5
1/8/2015	7734022	8260	< 0.5	8.6	< 0.5	< 0.5	< 2	< 0.5	10	< 0.5	82	< 0.5	< 0.5	100.6
4/14/2015	7847240	8260	< 0.5	0.7 J	< 0.5	< 0.5	< 2	< 0.5	1.7	< 0.5	19	< 0.5	< 0.5	21.4
7/13/2015	7965562	SW8260C	< 0.5	< 0.5	< 0.5	< 0.5	< 2	< 0.5	4.7	< 0.5	21	< 0.5	< 0.5	25.7
10/7/2015	8080780	SW8260C	< 0.5	< 0.5	13	< 0.5	< 2	0.57 J	23	3	64	< 0.5	4.9	108.47
1/6/2016	8197838	SW8260C	< 0.5	< 0.5	53	4.4	< 2	2.4	270	110	460	0.69 J	75	975.49
12/9/2016	240-73270-22	8260C	< 18	< 18	6.6 J	< 18	12 J	< 18	340	< 18	480	< 18	< 18	838.6
5/2/2017	240-79083-9	8260C	< 1.0	< 1.0	< 1.0	< 1.0	< 1.0	< 1.0	1.6	< 1.0	20	< 1.0	< 1.0	21.6
11/1/2017	240-87694-15	8260C	< 1.0	< 1.0	< 1.0	< 1.0	< 1.0	< 1.0	1.2	0.84 J	14	< 1.0	< 1.0	16.04
4/13/2018	240-94116-5	8260C	< 1.0	< 1.0	< 1.0	< 1.0	< 1.0	< 1.0	1.2	< 1.0	14	< 1.0	< 1.0	15.2
9/26/2018	240-102125-4	8260C	< 20	< 20	18 J	< 20	< 100	< 20	260	45	620	3.1 J	5.5 J	951.6
4/10/2019	240-110803-23	8260C	< 1.0	< 1.0	< 1.0	< 1.0	< 5.0	< 1.0	5.7	0.55 J	21	< 1.0	< 1.0	27.25
11/20/2019	240-122631-5	624.1_L	< 2.0	< 2.0	4.2	0.56 J	< 10	< 1.0	23	13	62	< 2.0	< 2.0	102.76
4/1/2020	240-128428-6	8260C	< 1.0	< 1.0	< 1.0	< 1.0	< 5.0	< 1.0	2	0.28 J	9.8	< 1.0	< 1.0	12.08
10/26/2020	240-139061-4	8260C	< 13	< 13	2.9 J	< 13	< 63	< 13	76	< 13	680	< 13	4.4 J	763.3
4/21/2021	240-147939-20	8260C	< 50	< 50	< 50	< 50	< 250	< 50	300	29 J	1600	< 50	< 50	1929
10/28/2021	240-159076-18	8260C	< 10	< 10	< 10	< 10	< 50	< 10	87	11	300	< 10	< 10	398
4/13/2022	240-165065-3	8260C	< 1.0	< 1.0	< 1.0	< 1.0	< 5.0	< 1.0	3.4	1.6	18	< 1.0	< 1.0	23
10/17/2022	240-175103-17	8260D	< 1.0	< 1.0	25	3.1	< 5.0	2.2	240 D	76	1700 D	3	19	2068.3
3/20/2023	240-182590-19	8260D	< 1.0	< 1.0	0.63 J	< 1.0	< 5.0	< 1.0	8.7	7	40	< 1.0	< 1.0	56.33
10/18/2023	240-194049-4	8260D	< 1.0	< 1.0	1.6	< 1.0	< 5.0	< 1.0	37	3.2	350 D	0.83 J	< 1.0	392.63
4/19/2024	240-203148-44	8260D	< 1.0	< 1.0	< 1.0	< 1.0	< 5.0	< 1.0	3.7	2.2	18	< 1.0	< 1.0	23.9

< - Indicates parameter was analyzed for, but not detected at or above the reporting limit
To Address the NYSDEC concerns regarding the presentation and plotting of non-detected values, the data for 2001 to 2004 has been reevaluated and interpreted as follows:
1) Non-detected concentrations have been represented as '<' for reporting purposes.
2) Total VOCs have been recalculated and represented as the sum of the detected parameters shown on this table.
3) The method change to 8260 was approved by the NYSDEC and changed in January 2005.

B - The analyte is present in the associated method blank.
D - Result reported from a secondary dilution analysis.
E - Concentration exceeds the calibration range; Result is estimated.
J - Indicates an estimated value.
µg/L - micrograms per liter

MONITORING WELL GROUNDWATER ANALYTICAL RESULT SUMMARY
FORMER CARBORUNDUM COMPANY
SANBORN, NEW YORK

Well ID: QUARRY POND

Date	Lab Sample ID	Method	Carbon tetrachloride (µg/L)	Chloroform (µg/L)	1,1-Dichloroethane (µg/L)	1,1-Dichloroethene (µg/L)	Methylene chloride (µg/L)	trans-1,2-Dichloroethene (µg/L)	cis-1,2-Dichloroethene (µg/L)	1,1,1-Trichloroethane (µg/L)	Trichloroethene (µg/L)	Tetrachloroethene (µg/L)	Vinyl chloride (µg/L)	Total
4/20/1999		8260	< 1.2	< 0.5	< 1	< 0.7	< 2.5	< 1	< 1	< 0.64	< 1.2	< 0.79	< 1.8	0
10/12/1999		8260	< 1.2	< 1	< 1	< 1	< 2.5	< 1	< 1	< 1	< 1.2	< 1	< 1.8	0
4/26/2000	A0275219	8021	< 1.2	< 1	< 1	< 1	< 2.5	< 1	< 1	< 1	< 1.2	< 1	< 1.8	0
7/18/2000	A0500410	8021	< 1.2	< 1	< 1	< 1	< 2.5	< 1	< 1	< 1	< 1.2	< 1	< 1.8	0
10/19/2000	A0751305	8021	< 1.2	< 1	< 1	< 1	< 2.5	< 1	< 1	< 1	< 1.2	< 1	< 1.8	0
4/24/2001	A1375203	8021	< 1.2	< 1	< 1	< 1	< 2.5	< 1	< 1	< 1	< 1.2	< 1	< 1.8	0
10/19/2001	A1A28803	8021	< 1.2	< 1	< 1	< 1	< 2.5	< 1	< 1	< 1	< 1.2	< 1	< 1.8	0
4/12/2002	A2351701	8021	< 1.2	< 1	< 1	< 1	< 2.5	< 1	< 1	< 1	< 1.2	< 1	< 1.8	0
7/11/2002	A2708312	8021	< 1.2	< 1	< 1	< 1	< 2.5	< 1	< 1	< 1	< 1.2	< 1	< 1.8	0
10/7/2002	A2999206	8021	< 1.2	< 1	< 1	< 1	< 2.5	< 1	< 1	< 1	< 1.2	< 1	< 1.8	0
4/8/2003	A3329703	8021	< 1.2	< 1	< 1	< 1	< 2.5	< 1	< 1	< 1	< 1.2	< 1	< 1.8	0
10/10/2003	A3983803	8021	< 1.2	< 1	< 1	< 1	< 2.5	< 1	< 1	< 1	< 1.2	< 1	< 1.8	0
4/5/2005	A5317607	8260	< 1.2	< 1	< 1	< 1	< 2.5	< 1	< 1	< 1	< 1.2	< 1	< 1.8	0
10/6/2005	A5B19701	8260	< 1.2	< 1	< 1	< 1	< 2.5	< 1	< 1	< 1	< 1.2	< 1	< 1.8	0
4/13/2006	6D14002-04	8260	< 1	< 1	< 1	< 1	< 2	< 1	< 1	< 1	< 1	< 1	< 2	0
10/10/2006	6J11002-10	8260	< 1	< 1	< 1	< 1	< 2	< 1	< 1	< 1	< 1	< 1	< 2	0
4/4/2007	7D05011-06	8260	< 1	< 1	< 1	< 1	< 2	< 1	< 1	< 1	< 1	< 1	< 2	0
10/11/2007	7J12012-06	8260	< 1	< 1	< 1	< 1	2	< 1	< 1	< 1	< 1	< 1	< 2	2
4/16/2008	8D16026-02	8260	< 1	< 1	< 1	< 1	3 B	< 1	< 1	< 1	< 1	< 1	< 2	3
10/14/2008	5498681	8260	< 1	< 0.8	< 1	< 0.8	< 2	< 0.8	< 0.8	< 0.8	< 1	< 0.8	< 1	0
4/20/2009	5651168	8260	< 1	< 0.8	< 1	< 0.8	< 2	< 0.8	< 0.8	< 0.8	< 1	< 0.8	< 1	0
10/6/2009	5799014	8260	< 1	< 0.8	< 1	< 0.8	< 2	< 0.8	< 0.8	< 0.8	< 1	< 0.8	< 1	0
4/7/2010	5948421	8260	< 1	< 0.8	< 1	< 0.8	< 2	< 0.8	< 0.8	< 0.8	< 1	< 0.8	< 1	0
10/19/2010	6116889	8260	< 1	< 0.8	< 1	< 0.8	< 2	< 0.8	< 0.8	< 0.8	< 1	< 0.8	< 1	0
4/14/2011	6259037	8260	< 1	< 0.8	< 1	< 0.8	< 2	< 0.8	< 0.8	< 0.8	< 1	< 0.8	< 1	0
10/10/2011	6433656	8260	< 1	< 0.8	< 1	< 0.8	< 2	< 0.8	< 0.8	< 0.8	< 1	< 0.8	< 1	0
4/4/2012	6607029	8260	< 1	< 0.8	< 1	< 0.8	< 2	< 0.8	< 0.8	< 0.8	< 1	< 0.8	< 1	0
10/3/2012	6812012	8260	< 1	< 0.8	< 1	< 0.8	< 2	< 0.8	< 0.8	< 0.8	< 1	< 0.8	< 1	0
4/9/2013	7016205	8260	< 1	< 0.8	< 1	< 0.8	< 2	< 0.8	< 0.8	< 0.8	< 1	< 0.8	< 1	0
11/14/2013	7278194	8260	< 1	< 0.8	< 1	< 0.8	< 2	< 0.8	< 0.8	< 0.8	< 1	< 0.8	< 1	0
4/14/2014	7430448	8260	< 0.5	< 0.5	< 0.5	< 0.5	< 2	< 0.5	< 0.5	< 0.5	< 0.5	< 0.5	< 0.5	0
10/2/2014	7623658	8260	< 0.5	< 0.5	< 0.5	< 0.5	< 2	< 0.5	< 0.5	< 0.5	< 0.5	< 0.5	< 0.5	0
4/15/2015	7849421	8260	< 0.5	< 0.5	< 0.5	< 0.5	< 2	< 0.5	< 0.5	< 0.5	< 0.5	< 0.5	< 0.5	0
10/6/2015	8079118	SW8260C	< 0.5	< 0.5	< 0.5	< 0.5	< 2	< 0.5	< 0.5	< 0.5	< 0.5	< 0.5	< 0.5	0
12/6/2016	240-73125-7	8260C	< 1.0	< 1.0	< 1.0	< 1.0	< 1.0	< 1.0	< 1.0	< 1.0	< 1.0	< 1.0	< 1.0	0
4/27/2017	240-78855-10	8260C	< 1.0	< 1.0	< 1.0	< 1.0	< 1.0	< 1.0	< 1.0	< 1.0	< 1.0	< 1.0	< 1.0	0
11/2/2017	240-87694-18	8260C	< 1.0	< 1.0	< 1.0	< 1.0	< 1.0	< 1.0	< 1.0	< 1.0	< 1.0	< 1.0	< 1.0	0
4/18/2018	240-94333-3	8260C	< 1.0	< 1.0	< 1.0	< 1.0	< 1.0	< 1.0	< 1.0	< 1.0	< 1.0	< 1.0	< 1.0	0
9/28/2018	240-102125-16	8260C	< 1.0	< 1.0	< 1.0	< 1.0	< 5.0	< 1.0	0.16 J	< 1.0	< 1.0	< 1.0	< 1.0	0.16
4/5/2019	240-110803-1	8260C	< 1.0	0.18 J	< 1.0	< 1.0	< 5.0	< 1.0	< 1.0	< 1.0	< 1.0	< 1.0	< 1.0	0.18
11/20/2019	240-122631-9	624.1_L	< 1.0	< 1.0	< 1.0	< 1.0	< 5.0	< 0.50	< 0.50	< 1.0	< 1.0	< 1.0	< 1.0	0
3/26/2020	240-128236-12	8260C	< 1.0	0.24 J	< 1.0	< 1.0	< 5.0	< 1.0	0.24 J	< 1.0	< 1.0	< 1.0	< 1.0	0.48
10/29/2020	240-139252-9	8260C	< 1.0	< 1.0	< 1.0	< 1.0	< 5.0	< 1.0	0.29 J	< 1.0	0.16 J	< 1.0	< 1.0	0.45
4/19/2021	240-147939-2	8260C	< 1.0	0.58 J	< 1.0	< 1.0	< 5.0	< 1.0	< 1.0	< 1.0	< 1.0	< 1.0	< 1.0	0.58
10/26/2021	240-159076-6	8260C	< 1.0	< 1.0	< 1.0	< 1.0	< 5.0	< 1.0	< 1.0	< 1.0	< 1.0	< 1.0	< 1.0	0
4/12/2022	240-165066-5	8260C	< 1.0	< 1.0	< 1.0	< 1.0	< 5.0	< 1.0	< 1.0	< 1.0	< 1.0	< 1.0	< 1.0	0

< - Indicates parameter was analyzed for, but not detected at or above the reporting limit
To Address the NYSDEC concerns regarding the presentation and plotting of non-detected values, the data for 2001 to 2004 has been reevaluated and interpreted as follows:
1) Non-detected concentrations have been represented as '<' for reporting purposes.
2) Total VOCs have been recalculated and represented as the sum of the detected parameters shown on this table.
3) The method change to 8260 was approved by the NYSDEC and changed in January 2005.

B - The analyte is present in the associated method blank.
D - Result reported from a secondary dilution analysis.
E - Concentration exceeds the calibration range; Result is estimated.
J - Indicates an estimated value.
µg/L - micrograms per liter

Well ID: **QUARRY POND**

Date	Lab Sample ID	Method	Carbon tetrachloride (µg/L)	Chloroform (µg/L)	1,1-Dichloroethane (µg/L)	1,1-Dichloroethene (µg/L)	Methylene chloride (µg/L)	trans-1,2-Dichloroethene (µg/L)	cis-1,2-Dichloroethene (µg/L)	1,1,1-Trichloroethane (µg/L)	Trichloroethene (µg/L)	Tetrachloroethene (µg/L)	Vinyl chloride (µg/L)	Total
10/17/2022	240-175103-10	8260D	< 1.0	< 1.0	< 1.0	< 1.0	< 5.0	< 1.0	< 1.0	< 1.0	< 1.0	< 1.0	< 1.0	0
3/21/2023	240-182590-10	8260D	< 1.0	< 1.0	< 1.0	< 1.0	< 5.0	< 1.0	< 1.0	< 1.0	< 1.0	< 1.0	< 1.0	0
10/19/2023	240-194049-11	8260D	< 1.0	< 1.0	< 1.0	< 1.0	< 5.0	< 1.0	< 1.0	< 1.0	< 1.0	< 1.0	< 1.0	0
4/15/2024	240-203148-1	8260D	< 1.0	< 1.0	< 1.0	< 1.0	< 5.0	< 1.0	< 1.0	< 1.0	< 1.0	< 1.0	< 1.0	0

< - Indicates parameter was analyzed for, but not detected at or above the reporting limit
To Address the NYSDEC concerns regarding the presentation and plotting of non-detected values, the data for 2001 to 2004 has been reevaluated and interpreted as follows:

1) Non-detected concentrations have been represented as '<' for reporting purposes.
2) Total VOCs have been recalculated and represented as the sum of the detected parameters shown on this table.
3) The method change to 8260 was approved by the NYSDEC and changed in January 2005.

B - The analyte is present in the associated method blank.
D - Result reported from a secondary dilution analysis.
E - Concentration exceeds the calibration range; Result is estimated.
J - Indicates an estimated value.
µg/L - micrograms per liter

MONITORING WELL GROUNDWATER ANALYTICAL RESULT SUMMARY
FORMER CARBORUNDUM COMPANY
SANBORN, NEW YORK

Well ID: **T-002**

Date	Lab Sample ID	Method	Carbon tetrachloride (µg/L)	Chloroform (µg/L)	1,1-Dichloroethane (µg/L)	1,1-Dichloroethene (µg/L)	Methylene chloride (µg/L)	trans-1,2-Dichloroethene (µg/L)	cis-1,2-Dichloroethene (µg/L)	1,1,1-Trichloroethane (µg/L)	Trichloroethene (µg/L)	Tetrachloroethene (µg/L)	Vinyl chloride (µg/L)	Total
1/23/2013	6932569	8260	< 1	< 0.8	74	11	< 2	4.8 J	580	440	1400	8	21	2538.8
4/8/2013	7015034	8260	< 1	< 0.8	46	< 0.8	< 2	1.4 J	300	5.3	780	3.9 J	30	1166.6
7/11/2013	7125537	8260	< 5	< 4	18 J	< 4	< 10	< 4	300	< 4	580	< 4	15 J	913
11/12/2013	7275082	8260	< 1	< 0.8	24	3.2 J	< 2	3.2 J	640	54	530	4.5 J	65	1323.9
1/20/2014	7342584	8260	< 1	< 0.8	32	5 J	< 2	3.7 J	970	88	540	4.2 J	84	1726.9
4/15/2014	7432589	8260	< 0.5	< 0.5	14	2.4	< 2	2.3	440	23	450	3.8	38	973.5
7/15/2014	7534321	8260	< 0.5	< 0.5	6.7	1.3	< 2	2.1	320	3.7	600	3.3	29	966.1
10/2/2014	7623671	8260	< 0.5	< 0.5	2.2	1.6	< 2	3.3	280	4.9	1400	5.9	1.2	1699.1
1/6/2015	7731165	8260	< 0.5	0.57 J	19	2.4	< 2	2.7	290	31	820	9.3	52	1226.97
4/15/2015	7849428	8260	< 0.5	0.52 J	9.1	1.7	< 2	2.5	360	11	960	8	22	1374.82
7/15/2015	7968766	SW8260C	< 0.5	< 0.5	5.2	0.71 J	< 2	1.7	250	5.6	630	4.6	17	914.81
10/7/2015	8080781	SW8260C	< 0.5	< 0.5	2.7	< 0.5	< 2	0.7 J	130	1.1	140	0.59 J	1.7	276.79
1/7/2016	8199641	SW8260C	< 0.5	< 0.5	9	1.6	< 2	1.1	210	2.3	96	< 0.5	25	345
1/10/2017	240-74284-2	8260C	< 4.0	< 4.0	3.0 J	< 4.0	5.6 B	< 4.0	93	< 4.0	50	< 4.0	2.2 J	153.8
5/3/2017	240-79160-6	8260C	< 10	< 10	3.5 J	< 10	< 10	< 10	180	< 10	300	< 10	8.6 J	492.1
11/3/2017	240-87694-7	8260C	< 4.0	< 4.0	< 4.0	< 4.0	< 4.0	< 4.0	190	< 4.0	380 D	4.2	6.9	581.1
4/17/2018	240-94331-11	8260C	< 25	< 25	< 25	< 25	< 25	< 25	220	< 25	640	< 25	11 J	871
8/20/2018	240-100225-1	624.1_P	< 5	< 5.0	4.4 J	0.91 J	< 10	3.6	230	1.1 J	240	3.2 J	7.1 J	490.31
9/26/2018	240-102125-8	8260C	< 10	< 10	7.1 J	< 10	< 50	< 10	400	< 10	160	1.9 J	19	588
4/10/2019	240-110803-26	8260C	< 13	< 13	8.9 J	2.7 J	< 63	4.1 J	640	< 13	670	3.5 J	36	1365.2
11/20/2019	240-122631-13	624.1_L	< 20	< 20	9.4 J	< 20	< 100	< 10	460	< 20	750	4.4 J	28	1251.8
4/1/2020	240-128428-8	8260C	< 10	< 10	7.1 J	2.0 J	< 50	3.2 J	430	< 10	790	4.3 J	25	1261.6
10/26/2020	240-139061-6	8260C	< 1.0	< 1.0	0.19 J	< 1.0	< 5.0	0.21 J	21	0.29 J	120 D	2.9	0.36 J	144.95
4/21/2021	240-147939-14	8260C	< 10	< 10	22	4.9 J	< 50	3.8 J	710	< 10	320	< 10	42	1102.7
10/25/2021	240-159076-2	8260C	< 10	< 10	< 10	< 10	34 J	< 10	260	< 10	760 D	< 10	11	1065
4/11/2022	240-165066-6	8260C	< 50	< 50	< 50	< 50	< 250	< 50	810	< 50	510	< 50	71	1391
10/17/2022	240-175103-12	8260D	< 5.0	< 5.0	8.2	< 5.0	< 25	< 5.0	340 D	< 5.0	48	< 5.0	58	454.2
3/20/2023	240-182590-12	8260D	< 50	< 50	< 50	< 50	< 250	< 50	580	< 50	1200	< 50	< 50	1780
10/18/2023	240-194049-1	8260D	< 10	< 10	13	< 10	< 50	< 10	710	< 10	740	5.4 J	51	1519.4

< - Indicates parameter was analyzed for, but not detected at or above the reporting limit
To Address the NYSDEC concerns regarding the presentation and plotting of non-detected values, the data for 2001 to 2004 has been reevaluated and interpreted as follows:
1) Non-detected concentrations have been represented as '<' for reporting purposes.
2) Total VOCs have been recalculated and represented as the sum of the detected parameters shown on this table.
3) The method change to 8260 was approved by the NYSDEC and changed in January 2005.

B - The analyte is present in the associated method blank.
D - Result reported from a secondary dilution analysis.
E - Concentration exceeds the calibration range; Result is estimated.
J - Indicates an estimated value.
µg/L - micrograms per liter