FINAL ENGINEERING REPORT

TRACT II SITE
3001 Highland Avenue
NIAGARA FALLS, NIAGARA COUNTY, NEW YORK
SITE NO. 932136

Submitted to:

The New York State Department of Environmental Conservation
Division of Hazardous Waste Remediation

Prepared for:

Honeywell International Inc.
115 Tabor Road
Morris Plains, NJ 07950

Prepared by

Amec Foster Wheeler Environment & Infrastructure, Inc.
800 N. Bell Avenue, Suite 200
Pittsburgh, Pennsylvania 15106
(412) 279-6661

March 2018

Amec Foster Wheeler Project No. 3410161071

Honeywell Internal

amec foster wheeler

CERTIFICATIONS

I, Stuart Pearson, am currently a registered professional engineer licensed by the State of New York. I had responsibility for implementation of the remedial program activities, and I certify that the Remedial Design was implemented and that all construction activities were completed in substantial conformance with the Department-approved Remedial Design.

I certify that the data submitted to the Department with this Final Engineering Report demonstrates that the remediation requirements set forth in the Remedial Design and in all applicable statutes and regulations have been or will be achieved in accordance with the time frames, if any, established for the remedy.

I certify that all use restrictions, Institutional Controls, Engineering Controls, and/or any operation and maintenance requirements applicable to the Site are contained in an environmental easement created and recorded pursuant ECL 71-3605 and that all affected local governments, as defined in ECL 71-3603, have been notified that such easement has been recorded.

I certify that a Site Management Plan has been submitted for the continual and proper operation, maintenance, and monitoring of all Engineering Controls employed at the Site, including the proper maintenance of all remaining monitoring wells, and that such plan has been approved by the Department. I certify that all documents generated in support of this report have been submitted in accordance with the DER's electronic submission protocols and have been accepted by the Department.

I certify that all data generated in support of this report have been submitted in accordance with the Department's electronic data deliverable and have been accepted by the Department.

I certify that all information and statements in this certification form are true. I understand that a false statement made herein is punishable as a Class "A" misdemeanor, pursuant to Section 210.45 of the Penal Law. I, Stuart Pearson, of Mactec Engineering and Consulting, P.C., am certifying as Owner's Designated Site Representative for the Site.

088066-1	3/14/18	
NYS Professional Engineer #	Date	Signature

STATE OF NEW YORK ★ STUART C. PEARSON ★ 088066 LICENSED PROFESSIONAL ENGINEER

Honeywell Internal

TABLE OF CONTENTS

		PAGE
1.0	BACKGROUND AND SITE DESCRIPTION	1
1.1	Site Regulatory History	1
1.2	Site Description and History	3
1.2.1	Current Site Description	3
1.2.2	Site Ownership History	4
1.2.2.1	Site Parcel Descriptions	6
1.2.2.2	Fifteen Foot Strip	6
1.2.2.2.1	Western Commercial Area	7
1.2.2.2.2	Future Park Area	7
1.2.2.2.3	15th Street ROW	8
1.2.2.2.4	Eastern Commercial Area	8
1.2.3	Site Geology and Hydrogeology	9
1.2.4	Summary of Previous Remedial Investigations	10
1.2.4.1	1998-2000 E&E Site Investigation	10
1.2.4.2	2008-2009 EA Supplemental Investigation	11
1.2.4.3	Mactec Predesign Study	11
1.2.4.4	Focused Feasibility Study	11
1.2.4.5	GRD Radiological Investigation	12
2.0	SUMMARY OF SITE REMEDY	14
2.1	Remedial Action Objectives	14
2.1.1	Groundwater RAOs	14
2.1.2	Soil RAOs	14
2.1.2.1	RAOs for Public Health Protection	14
2.1.2.2	RAOs for Environmental Protection	14
2.1.3	Moore Building	14
2.1.3.1	RAOs for Public Health Protection	14
2.1.4	17th Street Warehouse	15
2.1.4.1	RAOs for Public Health Protection	15
2.2	Description of Selected Remedy	15
3.0	INTERIM REMEDIAL MEASURES, OPERABLE UNITS AND REMEDIAL CONTRACTS	17
4.0	DESCRIPTION OF REMEDIAL ACTIONS PERFORMED	18
4.1	Governing Documents	18
4.1.1	Site Specific Health & Safety Plan (HASP)	18
4.1.2	Quality Assurance Project Plan (QAPP)	18
4.1.3	Construction Quality Assurance Plan (CQAP)	18
4.1.4	Soil/Materials Management Plan (S/MMP)	19
4.1.5	Storm-Water Pollution Prevention Plan (SWPPP)	19
4.1.6	Community Air Monitoring Plan (CAMP)	19
4.1.7	Contractors Site Operations Plans (SOPs)	20
4.1.8	Community Participation Plan	20

Honeywell Internal

4.2 Remedial Program Elements 21
4.2.1 Contractors and Consultants 21
4.2.2 Site Preparation 21
4.2.3 General Site Controls 22
4.2.4 Site Management, Engineering Nuisance Controls 22
4.2.5 CAMP Results 23
4.2.6 Reporting 23
4.3 Remedial Measures 23
4.3.1 Ownership and Land use Designation 25
4.3.2 Former Moore Properties 26
4.3.2.1 Western Commercial Area 26
4.3.2.1.1 Additional Characterization and Remediation 27
4.3.2.2 Future Park Area 29
4.3.2.2.1 Moore Underground Structure 29
4.3.2.2.1.1 Asbestos Removal 30
4.3.2.2.1.2 Remaining Debris 30
4.3.2.2.1.3 Demolition/Structural Debris 31
4.3.2.2.1.4 Storage Tanks 31
4.3.2.2.2 Soil Excavations 32
4.3.2.2.2.1 Target Excavations 32
4.3.2.2.2.2 Lead Excavation 32
4.3.2.2.2.3 NYSDEC Required Additional Characterization and Remediation 33
4.3.3 15th Street ROW (National Grid) 34
4.3.3.1 Lead Excavation 34
4.3.3.2 Target Excavation 35
4.3.3.3 Additional Characterization and Remediation 35
4.3.4 Eastern Commercial Area 36
4.3.4.1 Former 17th Street Warehouse 36
4.3.4.1.1 Asbestos Removal 36
4.3.4.1.2 Remaining Debris 37
4.3.4.1.3 Demolition/Structural Debris 37
4.3.4.1.4 Underground Storage Tanks 38
4.3.4.2 Soil Remediation 38
4.3.4.2.1 Remedial Soil Excavation 38
4.3.4.2.1.1 Lead Excavation 38
4.3.4.2.1.2 Target Excavation 39
4.3.4.2.1.3 Former Union Carbide Property Excavation 39
4.3.4.2.1.4 Beech Street Excavation 40
4.3.4.2.1.5 Tulip Property Excavation 41
4.3.4.2.1.6 Eastern Residential Property Excavations 41
4.3.4.2.2 Soil Stabilization and Consolidation 43
4.3.5 Temporary Access Roads and Staging Areas 44
4.3.6 Radiological (TENORM) Material 45

Honeywell Internal

4.3.6.1 Area I 47
4.3.6.2 Area II 47
4.3.6.2.1 Area IIa 47
4.3.6.2.2 Area IIb 47
4.3.6.2.3 Area IIc 48
4.3.6.2.4 Area IId 48
4.3.6.2.5 Area IIe 48
4.3.6.2.6 Area IIf 48
4.3.6.3 Area III 49
4.3.6.3.1 Area IIIa 49
4.3.6.4 Area IV 49
4.4 Remedial Performance / Documentation Sampling 50
4.5 Imported Backfill 51
4.6 Contamination Remaining at the Site 52
4.6.1 Western Commercial Area 52
4.6.2 Eastern Commercial Area 52
4.7 Soil Cover System 54
4.8 Other Engineering Controls 55
4.9 Institutional Controls 55
4.10 Deviations from the Remedial Action WOrk Plan 56
4.10.1 Future Park Area 56
4.10.2 Soil Stabilization 56
4.10.3 Stabilized Soil Consolidation 57
4.10.4 Confirmatory Sampling 57
5.0 REFERENCES 5-1

TABLE OF CONTENTS (cont'd)

LIST OF TABLES

Table 1	Excavation Quantities by Parcel
Table 2	Summary of Waste Disposal Off-Site
Table 3	Confirmatory Samples Eastern Portion of Site
Table 4	Confirmatory Samples Park Area
Table 5	Confirmatory Samples in Western Commercial Area
Table 6	Tract II Imported Fill Samples

LIST OF FIGURES

Figure 1	Site Location Map
Figure 2	Site Plan
Figure 3	Site Management Parcels
Figure 4	Tracts I & II Groundwater Contour Map April 2, 2013
Figure 5	Excavation Limits
Figure 6	Soil Consolidation and Demarcation Plan
Figure 7	UST Locations on Moor Property
Figure 8	Summary of Proposed Target Excavation Areas as Identified in the IRM WP
Figure 9	Radiological Areas Approximate Slag Thickness
Figure 10	Lead Conditions at Completion
Figure 11	Non-Lead Metals Conditions at Completion
Figure 12	PAH Conditions at Completion
Figure 13	Cover System Details
Figure 14	Topographic Survey of Final Cover System

APPENDICES

Appendix A	Environmental Easement, Metes and Bounds, and Niagara Falls Groundwater Use Ordinance
Appendix B	Electronic Copy of FER
Appendix C	Permits & NYSDEC, NYDOH Approval Letters
Appendix D	Meeting Minutes Weekly Report
Appendix E	Photo Log
Appendix F	Manifests
Appendix G	AECC Asbestos Closeout Report
Appendix H	UST Registration Documents
Appendix I	GES Report
Appendix J	Lab Reports
Appendix K	DUSRs
Appendix L	SMP
Appendix M	Record Drawings
Appendix N	Residential Properties – Final Letter Reports

LIST OF ACRONYMS

ACL	Allowable Concentration Limit
ACM	Asbestos Containing Material
AECC	Asbestos and Environmental Consulting Corporation, Inc.
Amec	Amec Foster Wheeler Environment & Infrastructure, Inc.
CAMP	Community Air Monitoring Plan
bgs	Below Ground Surface
Brightfields	Brightfields II, Inc.
City	City of Niagara Falls, New York
CLP	Contract Laboratory Program
cm/sec	Centimeters per Second
COCs	Constituents of Concern
COPCs	Constituents of Potential Concern
cpm	Counts per Minute
CQAP	Construction Quality Assurance Plan
CSM	Conceptual Site Model
CY	Cubic Yard(s)
DUSR	Data Usability Summary Report
EA	EA Science and Technology
ECG	Environmental Construction Group, Inc.
ECs/ICs	Engineering Controls/Institutional Controls
EDD	Electronic Data Deliverables
EDR	Environmental Data Resources
E&E	Ecology and Environment Engineering, P.C.
ERP	Environmental Restoration Program
EWP	Excavation Work Plan
FER	Final Engineering Report
FFS	Focused Feasibility Study
ft-bgs	Feet Below Ground Surface
GRD	Greater Radiological Dimensions, Inc.
HASP	Health and Safety Plan
HAZWOPER	Hazardous Waste Operations
Honeywell	Honeywell International Inc.
mg/kg	Milligrams per Kilogram
mg/L	Milligrams per Liter
NaI	Sodium Iodide
NYCRR	New York Code of Rules and Regulations
NYSDEC	New York State Department of Environmental Conservation
NYSDOH	New York State Department of Health
ORC	Oxygen Release Compound
OSHA	Occupational Safety and Health Administration
OSC	Ontario Specialty Contracting
Orin	Orin Remediation Technologies
PAHs	Polynuclear Aromatic Hydrocarbons

PCBs	Polychlorinated Biphenyls
PID	Photoionization Detector
PLM	Polarized Light Microscopy
PPE	Personal Protective Equipment
PRP	Potentially Responsible Party
QA/QC	quality assurance/quality control
RAO	Remedial Action Objectives
RD	Remedial Design
RDWP	Remedial Design Work Plan
RI	Remedial Investigation
ROD	Record of Decision
RRD	R. R. Donnelley and Sons
SCOs	Soil Cleanup Objectives
Site	Tract II Site
S/MMP	Soil/Materials Management Plan
SMP	Site Management Plan
SOP	Standard Operating Procedure
SVOCs	Semivolatile Organic Compounds
SWPPP	Storm-Water Pollution Prevention Plan
TAL	Target Analyte List
TCL	Target Compound List
TCLP	Toxicity Characteristic Leaching Procedure
TE	Target Excavation
TEM	Transmission Electron Microscopy
TENORM	Technology Enhanced Naturally Occurring Radioactive Material
TestAmerica	TestAmerica Laboratories
TOC	Total Organic Carbon
TSS	Total Suspended Solids
USEPA	United States Environmental Protection Agency
USGS	United States Geological Survey
UST	Underground Storage Tank
VOCs	Volatile Organic Compounds
XRF	X-Ray Fluorescence

1.0 BACKGROUND AND SITE DESCRIPTION

Honeywell International Inc. (Honeywell) entered into a Consent Order and Agreement (Order) with the New York State Department of Environmental Conservation (NYSDEC) in October 2011 to investigate and remediate a 19.251± acre property located at 3001 and 3123 Highland Avenue in the City of Niagara Falls, Niagara County, New York (Site). Honeywell (as a successor to Eltra Corporation), the City of Niagara Falls (City), Niagara Mohawk Power Corp. d/b/a National Grid (National Grid), and R. R. Donnelley and Sons (RRD) (as the successor to Moore Business Forms) have been identified as potentially responsible parties (PRPs) for the Site by NYSDEC. While offered the opportunity to do so, neither National Grid nor RRD participated in or supported the remediation of the Site. Honeywell entered into an agreement with Brightfields II Corporation (Brightfields) whereby Brightfields acquired and remediated the Site as documented herein, as well as provided for the construction of a future public park and future commercial redevelopment of the Site.

The Site is located in the County of Niagara (**Figure 1**), New York and is identified as Section 144.06, Block 2, Lots 2.1 (Western Commercial Area), 25.1 (Park Area), and 25.2 (Eastern Commercial Area) owned by Brightfields, and Section 130.18, Block 2, Lot 13 (15th Street right-of-way), owned by National Grid. The Site consists of approximately 19.251± acres located north of Beech Avenue, between Highland Avenue and a residential area on 17th Street. The Site extends north to the former Power City Warehouse (Tract I) property and other adjacent industrial property formerly owned by Union Carbide (**Figure 2**). The boundaries of the Site are fully described in **Appendix A**: "Environmental Easement, Metes and Bounds, and Niagara Falls Groundwater Use Ordinance".

An electronic copy of this Final Engineering Report (FER) with all supporting documentation is included as **Appendix B**.

1.1 SITE REGULATORY HISTORY

The Site was originally being addressed under the New York State Environmental Restoration Program (ERP), and was assigned the Site number B00022 in 1998. Between late 1998 and June 2000, a remedial investigation was conducted on the Site by the City

under a cost-sharing grant from the NYSDEC. In 2003, the NYSDEC issued a Record of Decision (ROD) for the Site. The ROD under the ERP required the removal of two feet of lead-containing surface soil, and placement of fill within the excavated area in order to support a commercial/industrial reuse of the Site. The 2003 ROD stipulated that a detailed pre-design soil sampling program should be conducted to identify the limits of the excavation.

In October 2006, the City declined to pursue implementation of the ROD and elected not to move forward with the Site under the ERP. In 2008, the NYSDEC removed the Site from the ERP, placed it on to the New York State Registry of Inactive Hazardous Waste Sites, and designated it as a Class 2 (Significant Threat) site. Between December 2008 and July 2009, EA Engineering, P.C. (EA), under contract to the NYSDEC, conducted a Supplemental Investigation of the Site and produced a report of those activities in October 2009. Following the completion of the Supplemental Investigation, EA completed a Basis of Design Report dated March 2010. In April of 2010, the NYSDEC proposed an amendment to the ROD that required significant additional remediation on the Site. While the ROD amendment was pending, the NYSDEC notified Honeywell, the City, National Grid, and RRD that all were considered to be PRPs for the cleanup on the Site in May 2010, and that an amended ROD was imminent.

In July 2011, Honeywell completed a predesign study of the Site, and in October of 2011, submitted a Draft Focused Feasibility Study (FFS) to the NYSDEC. The predesign study verified the concentrations of lead in soil in the Eastern Landfill Area, and included bench scale testing for treatability. The pre-design work also included community outreach, including meetings with representatives of the City, Niagara Falls Housing Authority (Housing Authority), and members of the community. The City, Housing Authority, and community representatives provided their input as to the remedy, future use of the Site, and location of the future park. Rather than the extensive dig and haul remedy in the proposed ROD amendment, the FFS recommended on-Site stabilization of the soil using Portland cement. Upon concurrence with the findings of the FFS by the NYSDEC, an amended ROD that was consistent with the FFS was executed with the support of the community. Also in October 2011, Honeywell entered into the Order to implement the amended ROD. The amended ROD was issued in March of 2012.

In 2015, Honeywell and RRD each reached an agreement with the U. S. Environmental Protection Agency (USEPA) to settle for EPA's past costs incurred to implement a prior removal action at the Site.

1.2 SITE DESCRIPTION AND HISTORY

The conditions present at the Site, legacy ownership, as well as history related to remedial investigations and remedial actions are discussed in the subsequent sections.

1.2.1 Current Site Description

The Site consists of approximately 19.251± acres of property located on the northeastern corner of the intersection of Highland and Beech Avenues in an urban area of Niagara Falls, Niagara County, New York (**Figure 2**). The western portion of the Site lies between Highland Avenue and the eastern boundary of the 15th Street ROW, and is approximately 290 feet wide in the north-south direction. The western-most area has been designated for commercial use and the eastern area has been designated for recreational park use. The eastern portion of the Site begins at the eastern boundary of 15th Street ROW, extending east to an alley and residential properties located on the western side of 17th Street, and from Beech Avenue, approximately 862 feet north to the former Union Carbide property. The on-Site portion of 15th Street ROW (which serves as a utility right of way) is 60 feet wide and is currently owned by National Grid (Mactec RDWP, 2011).

Currently, the Site consists of a graded, vacant lot containing vegetated and stone-covered areas. The former structures have been demolished and the demolition and remedial activities removed the vegetation that was present. Extensive soil excavation, stabilization, and subsequent backfilling has occurred throughout the Site. The Site was contoured to control storm water runoff. A storm water collection and drainage system was placed along the southern and eastern boundaries. The storm water collection system contains two connections to the City combined sewer system in order to convey storm water off-Site.

The Western and Eastern Commercial Areas (**Figure 3**) have environmental easements restricting them to commercial or industrial use. The easements limit excavation to depths

less than one foot or within established utility corridors. The 15th Street ROW is restricted to commercial or industrial use, having met the Restricted Commercial Soil Cleanup Objectives (SCOs). The Park Area has an environmental easement for Restricted Residential use, which allows residential use with specific prohibitions for activities such as single family dwellings, raising livestock for human consumption, or growing vegetables for human consumption. Restricted Residential use allows for recreational, commercial, and industrial use of the property.

In April 2016, ownership of a 15 foot wide strip of land bounding the north side of the future park area and the western commercial area was transferred to facilitate commercial redevelopment of the adjoining Tract I property. This strip of land is still considered part of the Site for the purposes of this FER and the environmental easements associated with this 15 foot strip of land are referenced to the Site SMP. Specifically, the environmental easements for the westernmost portion of this strip of land require engineering controls related to the maintenance and protection of the 1 foot of soil cover above the demarcation fabric in this area.

The Eastern and Western Commercial areas were successfully remediated to allow for future use of the properties for industrial or commercial development. The five acre central portion of the Site, that was remediated to achieve a restricted residential standard, will be transferred to the City of Niagara Falls for use as a community recreational park.

1.2.2 Site Ownership History

According to the Niagara County tax records, the Site was originally divided into nine parcels. For purposes of managing the remediation, tracking Site remedial costs and identifying PRPs, the parcels were combined and/or split into nine numbered (1 through 9) Site Management Parcels.

Figure 3 presents a plan view of the Site showing the nine Site Management Parcels and the area of each. Site Management Parcels 1 and 2 were arbitrarily split, at the eastern line of the unopened 13th Street ROW, to differentiate between the area containing the former Moore building and the empty lot to the west. Site Management Parcel 2

historically contained a building that housed some of the Moore operations. The eastern portion of Site Management Parcels 2, 3, 4 and 6 contained the Moore Basement Structure, which was present at the beginning of the project. The superstructure of the building in this area had been previously demolished and all that remained were the concrete floor, the basement area, and the concrete foundations. Site Management Parcel 5 was located to the east of the Basement Structure and was historically used as a parking lot for Moore.

Site Management Parcels 7 and 9 were owned by the Honeywell predecessor. Site Management Parcel 7 was located north of Moore Parcel 5 and appears to have contained some process equipment and the rail spur that served Moore. Site Management Parcel 9 is the entirety of the area to the east of the unopened portion of 15th Street ROW, and contained the 17th Street warehouse.

Site Management Parcel 8 was split into parcels 8a (south) and 8b (north) and consists of the 15th Street ROW, which is owned by National Grid. The following table provides a cross reference for the Site Management Parcel numbers, the original Niagara County parcel numbers, and the current Niagara County parcel numbers. Note that the only change to the Niagara County parcel numbers was in the Lot Number.

	Niagara County Tax Parcel Number			
Site Management Parcel No.	Section	Block	Old Lot Number	Current Lot Number
1	144.06	2	25	25.1, 25.2
2	144.06	2	25	25.2
3	144.06	2	25.1	25.2
4	144.06	2	25.2	25.2
5	144.06	2	25.3	25.2
6	144.06	2	NA	25.2
7	144.06	2	26	25.2
8a, 8b	130.18	2	13	13
9	144.06	2	2, 27	2.1

Prior to its closure in the 1970's, Site Management Parcels 1, 2, 3, 4, 5, and 6 were owned by Moore Business Forms. Site Management Parcels 7 and 9 were historically owned by a predecessor to Honeywell. The 15th Street right-of-way is and has been owned by National Grid. Between the early 1970's and 2012, the entire Site, with the exception of

the 15th Street ROW, was owned by the City via tax foreclosure from subsequent Site owners. Brightfields purchased the property (other than the 15th Street ROW) in 2012.

The following table provides a summary of the historic ownership of the Site Management Parcels:

	Parcel Owner/Year Acquired				
Site Management Parcel No.	USL[1]	Moore[2]	Niagara Community Action Program, Inc.[3]	City of Niagara Falls	Brightfields
1	--[4]	1902	1971	1975	2012
2	--	1902	1971	1975	2012
3	1910	1936	1971	1975	2012
4	1910	1936	1971	1975	2012
5	1910	1940	1971	1975	2012
6	1910	1940	1971	1975	2012
7	1910	--	--	1972	2012
8	1910	--	--	1972	2012
9	1910	--	--	1972	2012

Notes:
(1) United States Light and Heating Company (USL) includes successors USL Battery Corporation, Auto-Lite Battery Corporation, the Electric Auto-Lite Company, and Eltra Corporation.
(2) Moore Business Forms includes predecessor companies the Carter Crume Realty Company and the American Sales Book Company.
(3) Referred to as "Track Two" in Moore's 08/03/1989 104e Response for the Site.
(4) "--"indicates parcel was never owned by entity.

1.2.2.1 Site Parcel Descriptions

This section provides a summary of each of the parcels as they currently appear in the Niagara County tax records. The acreages provided are those documented in the current recorded parcel descriptions. The parcel descriptions and associated environmental easements are provided in **Appendix A**. All parcels with the exception of the "Future Park Area" are currently zoned "I1 Business Park" which allows light industrial use. The Future Park Area is not currently zoned. This parcel is to be transferred to the City of Niagara Falls, NY for use as a community recreational park.

1.2.2.2 Fifteen Foot Strip

As noted above, in April 2016 ownership of a 15 foot strip of land bounding the north side of the western portion of Tract II was transferred to the adjoining property to facilitate commercial development of that property (the Tract I site was remediated separately

under the New York State Brownfield Cleanup Program). This strip became part of the Tract I property and is identified as Niagara County Tax Office parcel number Section 144.06, Block 2, and Lot 27.1. The strip is approximately 15 foot wide in the north south direction and 875 feet in the east west direction. This 15 foot wide portion of the parcel contains no structures and is currently grass covered. The eastern portion of this strip was remediated to restricted residential standards and the western 138 foot long portion was remediated to commercial standards with the placement of a 1 foot soil cover above an orange demarcation fabric.

1.2.2.2.1 Western Commercial Area

The current Western Commercial Area parcel (a portion of Site Management Parcel 1) consists of 1.677± acres and is the westernmost parcel on the Site. The current Niagara County Tax Office parcel number is Section 144.06, Block 2, and Lot 25.1. The southern boundary runs 274 feet from Highland Avenue to the western boundary of the area designated for the City Park. The eastern boundary of this area runs northeast, parallel to the eastern line of Highland Avenue, 291.15 feet to the fifteen foot strip of land discussed above.

The parcel currently contains no structures. Structures built by a Moore predecessor once existed on the parcel, but were demolished by the City in 1992. The parcel was remediated to remove soil exceeding the Toxicity Characteristic Leaching Procedure (TCLP) standard for lead of 5 milligrams per liter (mg/L). Soil remaining that exceeded the Restricted Commercial SCOs was cut to an elevation approximately one foot below final grade to accommodate a demarcation layer, at least six inches of fill meeting the Restricted Commercial SCOs (if derived on-Site) or the Allowable Constituent Levels for Imported Fill for Commercial Use (DER-10, Appendix 5; if imported to the Site), and at least six inches of topsoil or gravel cover.

1.2.2.2.2 Future Park Area

The future Park Area parcel (the remainder of Site Management Parcel 1 and Site Management Parcels 2, 3, 4, 5, 6, and 7) consists of 5.011± acres, and contained vacant land, the remnants of the former Moore building “underground structure”, and the former Moore parking lot, which were part of the former Moore manufacturing complex. The

current Niagara County Tax Office parcel number for the Park Area is Section 144.06, Block 2, and Lot 25.2. It is located between the easterly line of the Western Commercial Area parcel and the westerly line of the 15th Street ROW. It is bounded to the north by the fifteen foot strip of land.

The superstructure of the underground structure was demolished at the same time as the building that once stood in the Western Commercial Area (circa 1980). The foundation and ground level floor of the underground structure was demolished between September 2012 and October 2013 during the remedial action. This parcel was remediated to meet Restricted Residential SCOs and was backfilled with soil meeting the Allowable Constituent Levels for Imported Fill for Restricted Residential Use (DER-10, Appendix 5). The area was then graded to specifications agreed to between Brightfields and the City.

1.2.2.2.3 15th Street ROW

The current 15th Street ROW is a 50 foot wide strip running north/south the length of the Site (862.28 feet) between the easterly line of the Park Area and the westerly line of the Eastern Commercial Area. The 15th Street ROW is part of a larger parcel, owned by National Grid, and consists of 1.194± acres on the Site. Underground utilities, including water and electric, are present on the 15th Street ROW. This parcel was remediated to meet the Restricted Commercial SCOs and was backfilled with soil meeting the Allowable Constituent Levels for Imported Fill for Commercial Use (DER-10, Appendix 5). The area was then contoured to meet the final grade in the project specifications.

1.2.2.2.4 Eastern Commercial Area

The Eastern Commercial Area is the entire area between the easterly line of the 15th Street ROW and the westerly line of the alley and residential properties located on 17th Street, east of the Site. The Eastern Commercial Area abuts the southerly line of the Industrial Properties, Inc. (former Union Carbide property) and the northerly line of Beech Avenue, and consists of 11.067± acres. This area formerly contained the 17th Warehouse as well as the plastic battery casings, anodes for graphite manufacturing, and lead-containing soil. The 17th Street Warehouse was demolished during remedial actions.

Soil located in this parcel was stabilized to meet the TCLP Standard for lead, and was consolidated into the northern portion of the Site. The stabilized material was graded to within two feet of the proposed final grade and covered with material that met or exceeded the Restricted Commercial SCOs to within one foot of the final grade. These materials were then demarcated and overlain by a minimum of one foot of cover material meeting the Restricted Commercial SCO (if derived on-Site) or the Allowable Constituent Levels for Imported Fill for Commercial Use (DER-10, Appendix 5; if imported to the Site).

1.2.3 Site Geology and Hydrogeology

The Geologic Map of New York, Niagara Sheet, published by the University of the State of New York, indicates that the Site lies within the Silurian-aged Lockport Group. The Lockport Group consists of Geulph, Oak Orchard, Eramosa, and Goat Island Dolostones and the Gasport Limestone. The Site Investigation revealed that bedrock is between 12.5 and 24.5 feet below ground surface (ft-bgs) in the vicinity of the Site. The unconsolidated material at the Site consists of various fill materials at the surface, underlain by silty clay. Dolostone bedrock is present below the silty clay.

Perched groundwater is present at the Site at the interface of the silty clay and the bedrock. Perched groundwater depths range from approximately 12 to 16 ft-bgs with the deepest occurrences in the south central portion of the Site (E&E 2000; Amec-Foster Wheeler 2013). The groundwater flow appears to be generally toward the southeast, locally away from the Niagara River. **Figure 4** shows a groundwater contour map generated from April 2013 data obtained from monitoring wells installed in the overburden soils and fill above bedrock (Amec E&I, Inc., 2013). This observed water bearing zone is likely perched and does not represent a continuous surficial aquifer. A theoretical groundwater flow was mapped to be toward the southeast. Slug testing of the monitoring wells indicated that the hydraulic conductivity of the silty clay at the Site ranged between $1x10^{-2}$ centimeters per second (cm/sec) and $1.2x10^{-5}$ cm/sec.

Groundwater in the vicinity of the Site is not a source of potable water, nor is it likely to become one in the future. Additionally, a public drinking water supply system is available throughout the area. As an institutional control, a local ordinance prohibits the use of groundwater as a potable water supply in the City of Niagara Falls and the low soil

permeability and low hydraulic conductivity is such that extracting groundwater for potable use would be infeasible. Therefore, the 2003 ROD concluded that no action was appropriate with regard to the perched groundwater at the Site.

1.2.4 Summary of Previous Remedial Investigations

The following narrative provides a remedial history timeline and a summary of the available project records to document key investigative and remedial milestones for the Site. Full titles for each of the reports referenced below are provided in Section 5.0.

The Site was investigated during three characterization phases between 1998 and 2011. These included the 1998-2000 Ecology and Environment Engineering, P.C. (E&E) investigation, the 2008-2009 EA Supplemental Investigation, and the July 2011 Mactec Predesign Study investigation. The following subsections summarize the findings of the Site characterization efforts.

1.2.4.1 1998-2000 E&E Site Investigation

In late 1998, E&E conducted the initial investigation of the Site. The E&E investigation consisted of the collection of soil, sludge, and sump water/sediment samples as well as the installation of overburden monitoring wells and subsequent groundwater characterization. The 17th Street Warehouse and former Moore underground structure were also characterized. The results of this investigation were reported in the Site Investigation and Remedial Alternatives Report (E&E, 2000).

The results of the samples collected on the western portion of the Site showed surface soil locations containing concentrations of metals and polynuclear aromatic hydrocarbons (PAHs) not meeting applicable SCOs. In addition, the sump sediment sample contained polychlorinated biphenyls (PCBs), metals, volatile organic compounds (VOCs), and semivolatile organic compounds (SVOCs) that do not meet the restricted residential SCOs. Asbestos containing materials were also identified in the underground structure.

The results of the samples collected in the eastern portion of the Site indicated that the lead-impacted soil appeared to span much of the eastern portion of the Site and was limited to the surface soil. In addition, a large portion of the lead-impacted soil contained

concentrations of TCLP lead above the standard. Mercury was also detected above the Commercial SCO standard in the southeastern portion of the Site.

1.2.4.2 2008-2009 EA Supplemental Investigation

In 2008 and 2009, EA conducted a Supplemental Site Investigation. The investigation consisted of Site-wide soil sampling and completion of asbestos surveys in the 17th Street Warehouse and underground structure. In addition, debris illegally placed on the Site was consolidated.

Asbestos was determined to be present in both structures. Soil and fill material west of 15th Street was determined to exceed Commercial SCOs (or appropriate standard) for lead, cadmium, barium, mercury, and PAHs in limited areas. East of 15th Street, lead was determined to be extensively present at concentrations exceeding the Commercial SCO as well as the TCLP standard. Mercury was also determined to be present at concentrations above the Commercial SCO in the southwestern corner of the Site.

1.2.4.3 Mactec Predesign Study

In July of 2011, Mactec conducted a predesign study on the Site. The predesign study was primarily performed on soils from the eastern portion of the Site. Additionally, a hand-held X-ray fluorescence (XRF) meter was used to measure real-time lead concentrations for later correlation to laboratory results. A building evaluation was also performed to determine if the buildings could be used during remediation. Samples that represented the highest and moderate lead concentrations onsite were sent to Orin Remediation Technologies (Orin) and WRS Compass for solidification and stabilization analysis. Based on the results, the use of Portland cement at a 5 percent (%) weight ratio was determined to be the most cost-effective solidification and stabilization technique for the soils containing TCLP lead in concentrations above 5 mg/L.

1.2.4.4 Focused Feasibility Study

In October of 2011, Mactec completed an FFS for the Site. The FFS evaluated the following five remedial alternatives.

1. No Action;
2. Engineered Cover System;

3. Surface Soil Excavation and Engineered Cover System;
4. Excavation, On-Site Stabilization and Consolidation/Offsite Disposal with an Engineered Cover System; and
5. Excavation and Offsite Disposal.

Alternative 4 was selected as the remedy that best met all of the remedial objectives. Under Alternative 4, impacted soil that did not meet the TCLP lead standard would be excavated, solidified and stabilized to meet applicable regulatory requirements, and consolidated on-Site. Surface soils that exceed the selected SCOs but not the TCLP lead standard would also be excavated and consolidated. Soils not meeting the TCLP standard after stabilization, as well as debris sorted from the soil would be sent off-Site for disposal. After consolidation of the stabilized soil and soils exceeding the SCOs, the consolidation area(s) would be isolated with a demarcation layer and an engineered cover system. Clean utility corridors would be built into the Site to facilitate redevelopment.

1.2.4.5 GRD Radiological Investigation

In early 2012, the NYSDEC and the project team became aware of the presence of Technology Enhanced Naturally Occurring Radioactive Material (TENORM) in the Niagara Falls area. Based on historical research, the TENORM Slag was linked to former electrochemical elemental phosphorus extraction process, which had operated in Niagara Falls, New York. This slag was sold or given away by the generator and reportedly commonly used in Niagara Falls as fill in road beds, utility corridors, parking lots, building foundations, etc. When this material is disturbed, the New York State Department of Health (NYSDOH) requires removal and disposal. New York disposal regulations prohibit disposal within the State.

In order to determine if TENORM slag was present on the Site, Amec performed a preliminary radiological survey near the Moore underground structure, and in the former parking lot to the east. The results of the initial survey confirmed that the TENORM Slag was present on the Site, and Greater Radiological Dimensions, Inc. (GRD) of Niagara Falls was contracted to perform a survey of the Site. The results of the radiological investigation were provided in the “Radioactive Slag Volume Estimate at the Site, Niagara Falls, New York” (GRD, 2012), and confirmed the presence of the material in the vicinity of the Moore underground structure, in the former parking lot, and in a small area on the westerly line of the Eastern Commercial Area. TENORM Slag was also observed beneath

the foundation slab of the 17th Street Warehouse. Identified TENORM slag was excavated and then transported off-Site for out of State disposal.

2.0 SUMMARY OF SITE REMEDY

2.1 REMEDIAL ACTION OBJECTIVES

Based on the results of the Remedial Investigation, the following Remedial Action Objectives (RAOs) were identified in the amended ROD for this Site.

2.1.1 Groundwater RAOs

Based on the multi-phase site characterization and pre-design work the perched groundwater was not identified as a medium requiring remedial action on the Site. The groundwater table exists under perched conditions in the vicinity of the Site and the City has an ordinance (**Appendix A**) prohibiting the use of groundwater as a potable water source. Furthermore, all of the properties surrounding the Site are on the public water system and no properties are known to use groundwater for any purpose. Consequently, there is no groundwater RAO for the Site.

2.1.2 Soil RAOs

2.1.2.1 RAOs for Public Health Protection

- Prevent ingestion/direct contact with soil above the applicable SCOs
- Prevent inhalation of, or exposure to, contaminants volatilizing from soil above the applicable SCOs.
- Reduce or control, to the extent practicable, the constituents present in the soil at concentrations exceeding the SCOs applicable to the intended use of the property parcels.
- Stabilize soils to meet the TCLP Standard
- Provide for attainment of the applicable SCOs for soil, to the extent practicable.

2.1.2.2 RAOs for Environmental Protection

- Prevent migration of contaminants that would result in groundwater or surface water contamination.

2.1.3 Moore Building

2.1.3.1 RAOs for Public Health Protection

- Control the physical hazards associated with the buildings and other appurtenances on the Site.

2.1.4 17th Street Warehouse

2.1.4.1 RAOs for Public Health Protection

- Control the physical hazards associated with the buildings and other appurtenances on the Site.

2.2 DESCRIPTION OF SELECTED REMEDY

The Site was remediated in accordance with the remedy selected by the NYSDEC in the ROD dated March 1, 2003 (as amended March 28, 2012), and the NYSDEC-approved Remedial Design Work Plan (RDWP; Amec 2012). The factors considered during the selection of the remedy are those listed in 6NYCRR 375-1.8. The following were the components of the NYSDEC-selected remedy:

1. A remedial design program to verify the components of the conceptual design and provide the details necessary for the construction of the remedial program. To maximize the net environmental benefit, green remediation and sustainability efforts were considered in the design and implementation of the remedy to the extent practicable, including:
    a. Using renewable energy sources;
    b. Reducing greenhouse gas emissions;
    c. Encouraging low carbon technologies;
    d. Fostering green and healthy communities;
    e. Conserving natural resources;
    f. Increasing recycling and reuse of clean materials;
    g. Preserving open space and working landscapes;
    h. Utilizing native species and discouraging invasive species establishment during restoration; and
    i. Promoting recreational use of natural resources.
2. In-place demolition of the Moore underground structure in the western portion of the Site;
3. Development and submittal of a work plan to assess the extent of TENORM at the Site, and development of plans necessary to address handling and disposal requirements for radiological waste material.
4. Excavation and off-Site disposal of contaminated waste and fill materials from the Western Commercial Area of the Site that exceed Part 375 commercial use SCOs;
5. Characterization and excavation of soils, and removal and off-Site disposal of debris.
6. Stabilization of soil that exceeded the TCLP lead standard in an ex-situ process that used a solidifying/stabilizing agent to bind the soil into a low permeability, non-leachable mass. The solidified mass was tested for TCLP lead, and, once it passed, was consolidated in the Eastern Commercial Area;

7. Off-Site disposal of excess stabilized soil, that exceeded the fill capacity of the final Site grades;
8. Placement of a cover over areas of the Site that contain constituents exceeding the applicable SCOs. These areas were demarcated with orange netting and covered with at least one foot of cover. The cover consists of either one foot of soil and topsoil, or six inches of soil and six inches of gravel. The fill material brought to the Site met the requirements for the identified Site use as set forth in 6 NYCRR Part 375-6.7(d);
9. Placement of clean utility corridors where necessary in the consolidated material in order to accommodate future redevelopment;
10. Placement of Institutional controls, in the form of environmental easements on the property that:
    a. Require the Site owner to complete and submit periodic certification of institutional and engineering controls to the NYSDEC in accordance with Part 375-1.8 (h)(3);
    b. Restricts the land use to commercial or industrial use in the Eastern and Western Commercial Areas and to Restricted Residential use in the central (Park) area;
    c. Restricts the use of groundwater as a source of potable or process water, without necessary water quality treatment as determined by the NYSDEC, NYSDOH, County Department of Health (DOH), or City Authority;
    d. Prohibits agricultural use or use for growing vegetable gardens; and
    e. Requires compliance with a NYSDEC-approved Site Management Plan.
11. Submittal and approval by the NYSDEC of a Site Management Plan which includes the following:
    a. An Institutional Control Plan that identifies all use restrictions for the Site and details the steps and media-specific requirements necessary to assure the institutional controls remain in place and effective. This plan includes, but may not be limited to:
        i. An Excavation Plan for the Eastern and Western Commercial Areas, which details the provisions for management of future excavations in areas of remaining contamination;
        ii. Descriptions of the provisions of the environmental easement for the Eastern and Western Commercial Areas, including land use restrictions;
        iii. Maintaining Site access controls and NYSDEC notification; and
        iv. The steps necessary for the periodic reviews and certification of the institutional and/or engineering controls.
    b. A Monitoring Plan to assess the performance and effectiveness of the remedy. The plan includes, but is not limited to:
        i. Soil cover system inspection and maintenance, as necessary, to ensure its function is not impaired by erosion or activities at the Site;
        ii. A schedule of monitoring and frequency of submittals to the NYSDEC.

Several changes were made, with NYSDEC approval, to the remedy following the approval of the RDWP (Amec, 2012). All of the implemented changes to the remedy resulted in cleanup to more stringent standards than those required by the ROD and RDWP. Deviations from the ROD and RDWP are discussed in Section 4.10.

3.0 INTERIM REMEDIAL MEASURES, OPERABLE UNITS AND REMEDIAL CONTRACTS

The remedy for this Site under the Order was performed as a single project, and no interim remedial measures, operable units or separate construction contracts were performed.

4.0 DESCRIPTION OF REMEDIAL ACTIONS PERFORMED

Remedial activities completed at the Site were conducted in accordance with the NYSDEC-approved RDWP for the Site (August, 2012). All modifications from the RDWP were approved by NYSDEC and are noted below.

4.1 GOVERNING DOCUMENTS

4.1.1 Site Specific Health & Safety Plan (HASP)

All remedial work performed under this Remedial Action was in full compliance with governmental requirements, including Site and worker safety requirements mandated by the Federal Occupational Safety and Health Administration (OSHA).

The work was performed under a Health and Safety Plan (HASP) as required by the OSHA Hazardous Waste Operations (HAZWOPER) standard at 29 CFR 1910.120. The HASP was prepared by Brightfields' remediation contractor, Ontario Specialty Contracting (OSC), and was included as Appendix E of the RDWP (Amec, 2012).

4.1.2 Quality Assurance Project Plan (QAPP)

Remedial construction activities were inspected by the NYSDEC, Brightfields, and Amec Foster Wheeler representatives as required by the NYSDEC-approved QAPP (Amec, 2012). Completion of the work was documented in field log books, forms, photographs, and daily construction reports. Locations and volumes of excavated and fill materials were tracked via data collected by the land surveyor, field sketches, and construction drawing markups. Waste materials were tracked using shipping manifests, disposal facility receipts, and other waste disposal records as appropriate. Sampling results were provided in laboratory analytical reports for waste characterization and confirmation/record samples. The laboratory results were entered into a database, validated, and the final confirmatory and record samples provided to the NYSDEC for upload into the NYSDEC EQuIS system.

4.1.3 Construction Quality Assurance Plan (CQAP)

The NYSDEC-approved Construction Quality Assurance Plan(s) (CQAPs) managed performance of the Remedial Action tasks through designed and documented quality

assurance/quality control (QA/QC) methodologies applied in the field and in the lab. The CQAP provided a detailed description of the observation and testing activities that were used to monitor construction quality and confirm that remedial construction was in conformance with the remediation objectives and specifications.

4.1.4 Soil/Materials Management Plan (S/MMP)

General control measures for managing disturbed soil and other materials included installation and maintenance of fences, contracting security personnel, emplacement of erosion and sedimentation controls, vehicle decontamination, and appropriate stockpile management practices (including segregation and runoff prevention) were addressed in the NYSDEC-approved RDWP. Residual wastes, including contaminated liquids generated during construction, were properly containerized and disposed of. Site management control measures to insure the safe movement of onsite construction equipment and reduce congestion/engine idling on-Site included Site traffic management. Engineering and management control measures to reduce dust generation included wetting of soils and stockpiles, sweeping/cleaning of paved surface and Site egress routes, and lining and cleaning of vehicles.

4.1.5 Storm-Water Pollution Prevention Plan (SWPPP)

The erosion and sediment controls for all remedial construction were performed in conformance with requirements presented in the New York State Guidelines for Urban Erosion and Sediment Control and the NYSDEC-approved Site-specific Storm Water Pollution Prevention Plan (SWPPP; Mactec, 2013). Controls included management of construction runoff, sedimentation controls, and periodic maintenance of the control measures.

4.1.6 Community Air Monitoring Plan (CAMP)

Particulate {dust} monitoring was performed throughout the project along the downwind perimeter of the Site in accordance with the requirements of the NYSDEC-approved Community Air Monitoring Plan (CAMP). The CAMP was prepared and submitted as Appendix F of the RDWP (Amec, 2012). The CAMP was consistent with the requirements of the NYSDOH community air monitoring program. The CAMP data was loaded into an electronic database and is available to the public via the project web site

(http://www.chacompanies.com/brightfield). During construction, there were no exceedances of the particulate (dust) action levels specified in the perimeter air monitoring plan associated with work occurring on the Site. On occasions when dust levels were recorded that approached the action levels, steps were taken by Brightfields' remediation contractor, OSC, to control and reduce particulate levels. These steps included the following:

- Use of water trucks to spray down the Site;
- Sweeping and cleaning of pavement surfaces within the work area, egress routes, and adjacent streets;
- Periodically watering down exposed soil stockpiles; and
- Covering inactive soil stockpiles with tarps.

OSC and Amec periodically monitored for volatile organic compounds (VOCs) at each active work area during remedial work, including excavation and backfilling activities, in accordance with HASP requirements. The air monitoring results were used to determine requirements for worker personal protective equipment (PPE) levels, and to determine when odor and vapor controls were necessary.

4.1.7 Contractors Site Operations Plans (SOPs)

Amec reviewed plans and submittals for this remedial project (i.e. those listed above plus contractor and subcontractor submittals) and confirmed that they were in compliance with the RDWP. Remedial documents (except Contractor and Subcontractor submittals) were submitted to and approved by NYSDEC and/or NYSDOH.

4.1.8 Community Participation Plan

Community participation was accomplished through community meetings, briefings, contacts with the Housing Authority, City officials, and through the project CAMP website. Brightfields provided a community liaison (Mr. Ronald Chapin), who was charged with communicating relevant project details to the community. In addition, the NYSDEC published several fact sheets on the project to inform the community of project progress.

4.2 REMEDIAL PROGRAM ELEMENTS

The following sections summarize the remedial program elements implemented at the Site. These include project roles, Site controls, and reporting methods.

4.2.1 Contractors and Consultants

OSC was responsible for the implementation of the remedial actions, including the excavation and backfill construction tasks. OSC retained subcontractors for completion of surveying and other specialty tasks such as the radiological scanning completed by MJW. Amec (licensed as Mactec Engineering and Consulting, P.C. in the State of New York) was the Engineer of Record, responsible for inspection of the work, collection of samples, management of the laboratory, and preparation of Site submittals.

4.2.2 Site Preparation

OSC mobilized all staff and equipment necessary to complete demolition and soil remediation in October of 2011. Access to the Site was restricted by low visibility chain-link fencing and gates. The Site was also monitored by security contractors between the hours of 6:00 PM and 12:00 AM. A NYSDEC-approved project sign was erected at the project entrance and remained in place during all phases of the Remedial Action. Erosion and sediment controls were emplaced, inspected, and maintained throughout the work. Modifications to the sediment controls were implemented as necessary to accommodate each phase of the remediation.

Utility clearance was conducted as needed, prior to initiating each phase of intrusive work. Work permits and approvals were obtained as necessary, to initiate various phases of the remediation. Permits (**Appendix C**) obtained by the Contractor for the remediation work included the following:

- A permit issued by the City of Niagara Falls for demolition of the 17th Street Warehouse building and associated structures;
- A NYSDEC Air Facility Registration for crushing operations associated with demolition activities; and
- A permit issued by the Niagara Falls Water Board for discharge of water into city combined sewers.

Weekly meetings were held between the NYSDEC, Brightfields, and Amec beginning in October of 2012 and continued through the completion of the remedial work at the Site. NYSDEC representatives routinely visited and inspected the Site, and participated in weekly jobsite meetings with OSC and Amec Foster Wheeler.

4.2.3 General Site Controls

General Site controls are listed and described below:

- Site security was provided by fencing, locked gates, and monitoring by a facility security contractor.
- Job site records were kept and maintained at an on-Site office.
- Erosion and sediment controls were provided by the contractor to control storm/surface water runoff and to prevent accelerated erosion and sedimentation. Controls included minimizing land disturbances, diverting surface water, establishing sediment barriers, installing silt fences, and protecting soil stockpiles with temporary sheeting, as necessary.
- Equipment decontamination and residual waste management were performed by OSC.
- Work-related solid wastes, including materials generated by final Site cleanup activities and the dismantling of the temporary facilities and controls, were transported off-Site for disposal at approved disposal facilities.
- When direct load-out of excavated material was not possible, stockpiling was conducted as follows:
    - Stockpiles were located within the work area, sufficiently far from the excavations to prevent loading of the slope and slope instability;
    - Designated storage/stockpile areas were established for excavated contaminated soils, imported soils and aggregates as required;
    - Excavated material that was shown through laboratory testing to meet the on-Site reuse criteria was reused as backfill; and
    - Stockpiles were placed, graded, and shaped to control drainage.

4.2.4 Site Management, Engineering Nuisance Controls

Site management and nuisance controls included:

- All trucks and transport containers, etc. that were used for the off-Site transport of contaminated soil were covered and decontaminated prior to departure;
- Work methods minimized the generation of dust and odors, and maintained air quality on Site in compliance with applicable requirements. Methods included watering down the Site as needed, cleaning pavement surfaces in the work area and egress routes daily, and periodically watering down exposed stockpiles during active use.
- Transporters arriving at the Site for loading were directed by the contractor to not cause traffic congestion to local streets and to not enter or exit the Site before 7:00 AM and after 5:00 PM unless approved. Trucks were staged either within the

perimeter of the Site or at an approved off-Site staging area. Transporters proceeded directly from the Site to the designated receiving facility.

4.2.5 CAMP Results

Throughout the work, continuous perimeter dust monitoring results were obtained during work activities and were updated to the project website for public access. Action was taken when necessary to control dust levels at the jobsite. Methods included using water to wet the ground surface, cleaning pavement surfaces in the area, and periodically spraying water on exposed stockpiles. No sustained exceedances of the perimeter dust action levels occurred during the remedial construction work on the Site. In addition to the daily dust monitoring results posted on the project website, weekly dust monitoring reports were prepared that summarized the perimeter dust monitoring activities.

4.2.6 Reporting

Weekly progress meetings were held to optimize production and discuss potential issues related to the project. Representatives from Brightfields, Amec Foster Wheeler, OSC, and NYSDEC participated. Meeting minutes have been included as **Appendix D**.

A log with representative photographs of the remedial construction is included as **Appendix E**.

4.3 REMEDIAL MEASURES

Soil that exceeded the TCLP lead criterion of 5.0 mg/l was stabilized in an ex-situ solidification/stabilization process. In order to meet the requirements of the RDWP and the CAMP, a temporary building was erected in which to perform this process. A screen, conveyor, and pugmill system was installed inside the building. Soil from the excavations was placed into the screening system and large debris (exceeding 3-inches in diameter) was screened out. Soil passing the screens was conveyed into the pugmill as Portland cement was mixed with the soil.

Photo 1: Pugmill in operation (inside tent structure) conveying stabilized lead impacted soils

The Portland cement was added at five percent by weight. The soil and Portland cement was mixed in the pugmill and conveyed outside the building to cure (Photo 1). The mixed material was accumulated in approximately 1,000 cubic yard piles. The mixed material was then sampled for TCLP lead to ensure that it met the 5.0 mg/l criterion. The stabilized mass was then transported to the Eastern Commercial Area.

The stabilized material was consolidated on the native clay at least two feet above the perched water table. Once consolidated, the stabilized mix was covered with a demarcation layer and at least one foot of soil cover as described in Section 4.7 below, to prevent direct exposure to the solidified mass. The resulting stabilized soil matrix significantly reduces or eliminates mobility of contamination and reduces or eliminates the matrix as a potential source of groundwater and surface water contamination.

4.3.1 Ownership and Land use Designation

As described in Section 1.2.2, the Site was subdivided into nine Site Management Parcels based on the prior industrial use and ownership. During the remediation, the Site was re-parceled by Brightfields into four parcels for future redevelopment; **Figure 3** shows the original nine parcels overlain onto the four new parcels. The following summarizes the four new parcels areas from west to east:

- Former Moore Western Commercial Area
  - Designated for Restricted Commercial Use
  - Contains the western portion of Site Management Parcel 1
  - Demarcated one foot below the final grade with a foot of cover; and
  - Currently owned by Brightfields II.
- Future Park Area
  - Designated for Restricted Residential Use as a City park;
  - Contains Site Management Parcels 2 through 7 and the eastern portion of Site Management Parcel 1;
  - Meets Restricted Residential SCOs throughout soil column;
  - Demarcation was not required; and
  - Currently owned by Brightfields II, but to be transferred to City during 2018.
- 15th Street right-of-way
  - Designated for Restricted Commercial Use
  - Contains Site Management Parcel 8;
  - Meets Restricted Commercial SCOs throughout soil column;
  - Demarcation was not necessary; and
  - Currently Owned by National Grid.

- Eastern Commercial Area
  - Designated for Restricted Commercial Use;
  - Contains Site Management Parcel 9;
  - Demarcated one foot below the final grade with a foot of cover; and
  - Currently owned by Brightfields II.

The following sections summarize the non-radiological remedial actions completed according to former ownership. Remedial efforts for radiological purposes is discussed separately in Section 4.3.6. Table 1 summarizes the remedial quantities on each of the nine original parcels.

Unless otherwise noted, confirmatory samples were collected from excavations to ensure remedial goals were met. If remedial goals were unable to be met, record samples were

collected to document concentrations. Analytical results from confirmation samples are discussed in Section 4.4.

The aerial extent of excavations is shown on **Figure 5**. Disposal manifests are summarized on Table 2 and copies have been included as **Appendix F**.

4.3.2 Former Moore Properties

The following sections describe remediation completed on Site Management Parcels 1 through 6, which were formerly owned by Moore. The parcels have been grouped according to remedial criteria. Table 1 summarizes remedial quantities according to Site Management Parcel.

4.3.2.1 Western Commercial Area

The entire Western Commercial Area is a portion of Site Management Parcel 1.

The 2012 RDWP identified one area, Target Excavation One (TE-1), containing PAHs above their respective Restricted Commercial SCOs in the top two feet of soil and fill material. This material was excavated and sent off-Site for disposal. As required by the NYSDEC, the excavation was extended to a depth greater than two feet to remove soil exceeding the Restricted Commercial SCOs.

During completion of remediation in the future Park Area, the soil in the eastern sidewalls of the Western Commercial Area were observed to contain building debris and stained material, and following sampling were found to exceed the Restricted Commercial SCOs. Additional remediation was completed as required by the NYSDEC in accordance with the May 18, 2015 “Request to Modify Remediation Plan for the Site” (Amec, 2015). In an attempt to delineate the extent of lead detected in the Western Commercial Area, seven test pits were excavated west of the working face of the excavation. A sample collected from two southern test pits contained unexpectedly high lead concentrations, one of which exceeded the TCLP lead standard. The material exceeding the TCLP lead standard in this area was ultimately stabilized and sent off-Site for disposal.

Four of the seven test pits exceeded Restricted Commercial SCO's for certain metals and PAH constituents. Subsequent to the remediation and disposal of the stabilized lead soils the remaining soils in this area were excavated (and disposed off-site) and graded to ensure they would be located more than one foot below the final grade, and the area was covered with a demarcation layer. Upon the completed installation of the demarcation layer, the area was backfilled with at least 0.5 feet of cover material meeting either the Restricted Commercial SCOs (if derived on-Site) or the Allowable Constituent Levels for Imported Fill (DER-10, Appendix 5; if imported to the Site) and with 0.5 feet of either topsoil or gravel as specified in the cover plan.

4.3.2.1.1 *Additional Characterization and Remediation*

During subsequent remedial efforts on the adjacent Park Area to the east, the eastern sidewall of the Western Commercial Area was observed to contain construction debris such as brick, concrete, metal, and burned wood timbers (Photo 2). Samples collected on the sidewall yielded PAH and lead results exceeding the Restricted Commercial SCOs. As a result, the Western Commercial Area was further characterized to delineate the extent of material exceeding the Restricted Commercial SCOs.

Photo 2: Burnt building debris in Western Commercial Area

Given the nature of the waste and its location, soil from this area was collected and washed through a soil sieve grading from 3/8 inch to #200 mesh. Examination of the soil from each of the sieves, under a low-power microscope, revealed metal turnings (i.e. metal chips from machining operations) primarily in the #10 sieve. The metal turnings were sorted out of the sample and analyzed for Target Analyte List (TAL) metals plus tin. The results of this sample indicated that the turnings were unlike lead impacts elsewhere on the Site, as they were lead with high percentages of tin and antimony typically used in a type of printing.

Further excavation in this area revealed bands of the lead turnings stratified in the soil, below the former Moore building floor surface. Additionally, portions of this material were fused into a solid mass as if the metal were melted during the building fire that occurred in 1976 (Photo 3). The presence of these metallic chips appeared to be the source of the TCLP exceedances. As noted above, soil and fill material exceeding the TCLP standard for lead was stabilized and sent off-Site for disposal.

Photo 3: Fused lead turning in Western Commercial Area.

Approximately 7,000 cubic yards (CY) of soil and fill material were excavated and removed from the Western Commercial Area during remedial efforts. Remedial quantities are summarized on Table 1.

4.3.2.2 Future Park Area

The following sections describe remedial actions completed on the Site Management Parcels in the Future Park Area. Remedial efforts consisted of removing the primarily below-grade portion of the Moore underground structure and excavating soil to meet the Restricted Residential SCOs.

4.3.2.2.1 Moore Underground Structure

The majority of the Moore underground structure was located on Site Management Parcel 2; however, given the large size of the former building portions were also located on Site Management Parcels 3, 4, and 6. Remedial quantities are provided on Table 1.

Known locally as the "parking [or garage] structure", the underground structure was actually a basement (Photo 4). The lower level contained several tunnels, an apparent locker room area, and an access area to three apparent wax tanks. The wax tanks were integral to the underground structure and likely for storage of materials used by Moore in its production process in the former Carbon Department, which was located on the floor above the wax tanks. The top level of the building, based on a review of Sanborn Fire Insurance Maps, was apparently the production floor, and the building superstructure had been removed, by others, prior to the initiation of the remedial project. The following provides a summary of the demolition details for the underground structure.

Photo 4: "Underground Structure" in Park Area prior to removal.

4.3.2.2.1.1 Asbestos Removal

Between February 4, 2013 and March 8, 2013, asbestos was removed from the Moore underground structure by Fibertech Environmental, Inc., under subcontract to Brightfields II. The asbestos was present as pipe insulation on overhead pipes in the structure, as well as bagged insulation that had apparently been collected during the USEPA removal action on the property. Fibertech removed the asbestos, and Asbestos and Environmental Consulting Corporation, Inc. (AECC) provided oversight and monitoring of the asbestos removal. Approximately 15 tons of asbestos were removed. The AECC report dated May 3, 2013 (AECC, 2013a) is provided in **Appendix G**.

4.3.2.2.1.2 Remaining Debris

Relatively minor amounts of debris were present in the Moore underground structure, including two vandalized automobiles. The majority of the debris was located in the

northwest corner in the former sump area. These materials were gathered and placed into roll-off boxes for off-site disposal. Approximately 10 tons of debris were removed.

4.3.2.2.1.3 Demolition/Structural Debris

As required by the NYSDEC, during February of 2013, the underground structure was demolished, the reinforcing bar removed and the debris crushed to <3 inches. The debris was segregated into piles of approximately 1,000 CY and sampled for reuse on the Site. Debris passing the reuse criteria (defined in Table 375-6.8(b) of DER-10 - Restricted Use Soil Cleanup Objectives) was placed as subgrade structural fill. Debris that exceeded the reuse criteria was placed into roll-off boxes and sent off-site for disposal. Analytical results are discussed in **Section 4.4**.

4.3.2.2.1.4 Storage Tanks

The Moore underground structure contained three vaulted wax storage tanks within the building footprint in the southeast corner (Site Management Parcels 2 and 3), and one underground storage tank (UST) outside of the northern wall of the underground structure (**Figure 7**). Each of the three wax tanks and the single UST are discussed below.

The three wax tanks in the southeast corner of the underground structure were determined to have been approximately 10,000 gallons and were apparently used to store wax utilized by Moore in its manufacturing process. These USTs had some residual wax in them and were apparently heated with steam, based on the presence of steam pipes entering the tanks and heat exchange units at the bottom of each tank interior. As required by NY law, the tanks were registered by Brightfields with the NYSDEC and removed on October 16, 2013. **Appendix H** contains the registration records. The minor amount of wax abandoned by Moore in the tanks was collected and placed into drums for off-Site disposal. The wax tanks were then cut into manageable pieces and the metal sent off-Site as scrap. There was no observed evidence of leakage from these tanks; as such, no analytical samples were required to be collected by NYSDEC following removal.

The single UST located outside of the north wall of the underground structure was encountered during demolition. This tank was approximately 8,000 gallons and was nearly full of a viscous, tar-like hydrocarbon material believed to be No. 6 fuel oil. The

UST was reported to the NYSDEC, registered by Brightfields (**Appendix H**), and removed under NYSDEC oversight. Decommissioning and disposal occurred on February 12, 2014. The product in the tank was removed, solidified, and sent off-Site for disposal. The hydrocarbon product had leaked in the vicinity of this tank and was also present beneath the floor of the underground structure near a feed pipe into the structure. The hydrocarbon-contaminated soil was excavated and confirmation samples were collected to ensure that the material had been adequately removed; Section 4.4 describes analytical results.

4.3.2.2.2 Soil Excavations

The following sections describe excavation activities in the future Park Area. Table 1 summarizes quantities of soil excavated from each of the original nine parcels.

4.3.2.2.2.1 Target Excavations

The RDWP identified a total of seven target excavation areas in the Park Area (**Figure 8**) to address select metals and PAHs above their respective Restricted Residential SCOs. These areas were identified as Target Excavation Areas 2 through 7 and Target Excavation Area 9. Each of the areas was excavated and consolidated in the Eastern Commercial Area. TE-2 (Site Management Parcel 1) addressed barium, TEs 3 (Site Management Parcel 1), 4 (Site Management Parcel 1), and 6 (Site Management Parcel 5) addressed PAHs, TE-5 (Site Management Parcel 5) addressed chromium, TE-7 (Site Management Parcel 5) addressed mercury, and TE-9 (Site Management Parcel 2) addressed lead. Prior to consolidation in the Eastern Commercial Area, lead-containing soil excavated from TE-9 was stabilized with Portland cement to ensure the material met the TCLP standard for lead. In addition, TE-8, which addressed mercury on the 15th Street ROW, extended onto Site Management Parcel 5.

4.3.2.2.2.2 Lead Excavation

Areas of the initial two feet of soil and fill material identified in the 2012 RDWP to contain lead above the Restricted Residential SCO were excavated, stabilized with Portland cement (if required), and consolidated in the Eastern Commercial Area. Per the direction of the NYSDEC, the excavations were required to be extended to depths greater than two

feet (typically to the native clay) to meet the Restricted Residential SCOs throughout the soil column. **Figure 5** shows the area excavated for lead.

4.3.2.2.2.3 NYSDEC Required Additional Characterization and Remediation

During remedial efforts in the Park Area, confirmatory sampling was limited to parameters of concern for each area. Subsequently, per the direction of the NYSDEC project manager, the Park Area was required to be further characterized in accordance with the May 22, 2013 Work Plan for Supplemental Confirmatory Sampling (Amec, 2013) and the July 31, 2014 Work Plan for Park Area Confirmatory Sampling (Amec, 2014).

Areas containing concentrations of constituents above the Restricted Residential SCOs were identified in Site Management Parcels 1 through 7. These areas were excavated, stockpiled, sampled for TCLP lead, stabilized with Portland cement (if necessary), and taken to the Eastern Commercial Area (Site Management Parcel 9) for consolidation. Table 1 summarizes total excavated volumes per Site Management Parcel.

During the above-mentioned excavations, a test pit located in the former Moore Parking Lot area (Site Management Parcel 5) encountered a petroleum product on the surface of the perched groundwater (Photo 5). Analysis of the petroleum product indicated that it was most likely weathered No. 6 fuel oil. The aerial and vertical extent of the petroleum product was delineated and impacted soil was removed to the bedrock surface (approximately six feet deep). As a precaution, Regenesis Oxygen Release Compound (ORC) was placed into the open excavation to assist in the degradation of any remaining petroleum product. Remedial efforts related to this fuel oil were completed by GES, Inc.; the final report is included as **Appendix I**.

Photo 5: Petroleum product observed in Test Pit and subsequently remediated

4.3.3 15th Street ROW (National Grid)

The following sections describe remediation on the 15th Street ROW (National Grid; Site Management Parcel 8). Remedial efforts consisted of excavation of soil to meet the Restricted Commercial SCOs.

4.3.3.1 Lead Excavation

Areas that were identified in the 2012 RDWP to contain lead above the Commercial SCO were initially excavated to two feet deep. The excavated material was stabilized with Portland cement, and sampled for TCLP lead. Once the TCLP standard was met, the stabilized material was consolidated in the Eastern Commercial Area. As required by NYSDEC, the excavations were extended to depths greater than two feet to remove soil exceeding the Restricted Commercial SCOs throughout the soil column. These materials were likewise consolidated in the Eastern Commercial Area. **Figure 5** shows the area excavated.

Because lead impacted material was identified on Site Management Parcel 8b throughout its length along the Site, the NYSDEC revised the Site boundary to include Site Management Parcel 8b. Upon completion of the excavation in this area, the western

sidewalls along the adjacent Tulip Corporation property line (Photo 6) were found to contain lead exceeding the Restricted Commercial Standard. The NYSDEC required the excavation to be extended onto the Tulip property to remove the remaining approximately 25 feet of soil to the Tulip rail spur. These soils were removed, stabilized, and consolidated in the eastern commercial area. The area of the removal on the Tulip property is shown on **Figure 5**.

Photo 6: West edge of 15th St ROW prior to further excavation westward onto Tulip property

4.3.3.2 Target Excavation

One area, TE-8, contained mercury above the Restricted Commercial SCO, but below its respective TCLP standard. This area was excavated and taken to the Eastern Commercial Area for consolidation. In addition, a portion of TE-8 extended onto Site Management Parcel 5 of the Park Area; refer to **Section 4.3.2.2.2.1** for details.

4.3.3.3 Additional Characterization and Remediation

During remedial efforts, confirmatory sampling was limited to parameters of concern for each area. At the direction of the NYSDEC, the 15th Street ROW was further characterized in accordance with the May 22, 2013 Work Plan for Supplemental Confirmatory Sampling (Amec, 2013). Areas determined to contain concentrations of

constituents exceeding the Restricted Residential SCOs were excavated, stockpiled, and sampled for TCLP lead. If the TCLP standard for lead was met, the material was consolidated in the Eastern Commercial Area. Materials exceeding the TCLP standard were stabilized with Portland cement in the pugmill prior to consolidation on the Eastern Commercial Area.

4.3.4 Eastern Commercial Area

The following sections describe remedial actions completed in the Eastern Commercial Area (Site Management Parcel 9). The remediation plan for the Eastern Commercial Area was to demolish the 17th Street Warehouse building, excavate soil exceeding the TCLP lead standard for treatment with Portland cement, and excavate soil exceeding the Restricted Commercial SCOs for consolidation. Beneath the impacted soil was a native clay that was mined for use as fill on other portions of the Site. The clay was mined to depth that left at least one foot of native material above the perched groundwater table. Stabilized soil and soils exceeding the applicable SCOs were consolidated in the excavated areas, a demarcation layer was placed over the material, and at least one foot of cover material was placed over the demarcation layer. The cover consisted of at least 6 inches of soil meeting the SCOs and 6 inches of topsoil or gravel in accordance with the final grading plan.

4.3.4.1 Former 17th Street Warehouse

The building was located on the northern portion of the Eastern Commercial Area on the Site. The 17th Street Warehouse (also referred to as the “dilapidated building”) was in a state of disrepair and contained various building materials and debris. The following provides a summary of the demolition details for the building.

4.3.4.1.1 Asbestos Removal

Between December 10, 2012 and December 21, 2012, asbestos was removed from the former 17th Street Warehouse building by ECG, under subcontract to Brightfields II. Asbestos in the 17th Street Warehouse was limited to roofing material and minor pipe runs. ECG removed the asbestos, and AECC provided oversight and monitoring of the asbestos removal. Approximately 10 tons were removed. The AECC report dated May 6, 2013 (AECC, 2013b) is provided in **Appendix G**.

4.3.4.1.2 Remaining Debris

Minor amounts of debris and building materials were present in the 17th Street Warehouse building. These materials were gathered and placed into roll-off boxes, sampled, and sent off-Site for disposal. Approximately 5 tons of debris were removed.

4.3.4.1.3 Demolition/Structural Debris

The 17th Street Warehouse building had a wooden roof, covered by roofing paper (Photo 7). The roofing material was removed with the asbestos removal, and segregated from the concrete and brick debris. The wood was placed into roll-off boxes and sent off-site for disposal.

Photo 7: 17th St Warehouse prior to demolition

The remnants of the 17th Street Warehouse building were demolished, the reinforcing bar removed from the floor slab, and the concrete and brick debris crushed to <3 inches. The debris was segregated into piles of approximately 1,000 CY and sampled for reuse on the Site. Debris passing the reuse criteria (defined in Table 375-6.8(b) of DER-10 - Restricted Use Soil Cleanup Objectives) was placed as subgrade structural fill. Debris that exceeded

the reuse criteria was placed into roll-off boxes and sent off-Site for disposal. Analytical results are discussed in **Section 4.4**.

4.3.4.1.4 Underground Storage Tanks

The 17th Street Warehouse area contained one apparent fuel oil UST outside the north side of the building. This UST was approximately 4,000 gallons and was discovered during foundation excavation after demolition of the building. The UST was reported to the NYSDEC, registered by Brightfields, and removed from the Site on May 9, 2013; the official registration is provided in **Appendix H**. The stained soil was removed from the vicinity of the UST and associated piping, and confirmatory samples were collected from the UST footprint. All of the removal and confirmatory sampling activities were coordinated with the NYSDEC.

4.3.4.2 Soil Remediation

The following sections describe the remedial actions associated with soil. These actions include excavations, soil stabilization, and consolidation into the designated consolidation area. The extent of the excavation is shown on Figure 5.

4.3.4.2.1 Remedial Soil Excavation

The Eastern Commercial Area required remediation primarily for lead in soils, however, several other small areas were remediated for other constituents. The following subsections describe excavations completed for remedial purposes.

4.3.4.2.1.1 Lead Excavation

The majority of the area was identified by the RDWP to contain concentrations of lead in soil above the Restricted Commercial SCOs. A large portion of this impacted area was also determined to be in excess of the TCLP standard for lead. These areas were excavated and the soil was stabilized with Portland cement prior to being consolidated in the northern portion of the Eastern Commercial Area. **Figure 5** shows the aerial extent of this lead excavation. **Figure 6** shows the consolidation area where the stabilized soils were placed. Photo 8 shows the excavation activities in the eastern Commercial Area.

4.3.4.2.1.2 Target Excavation

One area, TE-9, was identified that contained mercury above the Restricted Commercial SCO in the initial two feet of soil. The soil and fill material in this area was analyzed for TCLP mercury and determined to be non-hazardous. This material was excavated and consolidated in the Eastern Commercial Area.

Photo 8: Remediation activities at Eastern Commercial Area

4.3.4.2.1.3 Former Union Carbide Property Excavation

Sidewall samples collected from the western portion of the northern property boundary of the Eastern Commercial Area exceeded the Restricted Commercial SCO for lead. As such, the NYSDEC directed that the excavation be extended onto the Industrial Properties, Inc. (former Union Carbide) property to excavate the material exceeding the Restricted Commercial SCO. The material was stabilized with Portland cement if it exceeded the TCLP lead standard, or consolidated directly in the Eastern Commercial Area.

Several confirmatory samples from the Industrial Properties, Inc. property continued to exceed the restricted residential standard for lead. In order to further evaluate the

presence of lead in this off-Site area, and determine whether pollutants were associated with the Site or potentially from other sources, Amec Foster Wheeler compiled data from the Site, from the property boundary, and from an investigation performed on the former Union Carbide property for Santarosa Holdings, Inc. The results of this evaluation were documented in a memorandum prepared by Amec Foster Wheeler. The findings of the evaluation included:

- Waste at the northern property boundary (and also approximately 125 feet onto the Site) consisted of anthracite coal and carbon electrodes and, based on a review of industrial records for Niagara Falls as well as the type of waste, was associated with the former Union Carbide operation;
- Microscopic evaluation of the material on the Industrial Properties, Inc. property indicated it was mostly coal ash, whereas that in the soil containing battery casings and lead on the Site contained only a low percentage of coal ash;
- The frequency, distribution, and range of lead concentrations on the Union Carbide property boundary closely matched that of the Santarosa Holdings investigation in the former Union Carbide process area; and
- The frequency, distribution, and range of lead concentrations on the Union Carbide property boundary were markedly different from those in the pre-remediation Eastern Commercial Area.

The results of the evaluation indicate that the lead in the soil at the property boundary and off-Site is more likely to have originated on the Union Carbide property, and is not associated with the Site. Therefore, no further action was performed to the north.

4.3.4.2.1.4 Beech Street Excavation

Sidewall samples collected along the western portion of the southern property boundary exceeded the Commercial SCO for mercury. As such, the NYSDEC required that the excavation be extended onto the City of Niagara Falls Right of Way to excavate material above the applicable standard. The excavation was advanced as far south as possible without compromising the structural integrity of Beech Street (Photo 9). Record samples were collected from this area for documentation and are included on Table 3. Approximately 357.5 CY were removed from the Beech Street right-of-way and consolidated into the Eastern Commercial Area.

Photo 9: Remediation along Beech Street

4.3.4.2.1.5 Tulip Property Excavation

Sidewall samples collected along the northern portion of the western property boundary exceeded the Restricted Commercial SCO for lead. An approximately three foot high mound of soil material was identified on the adjacent portion of the Tulip Property. At the direction of the NYSDEC, and with the permission of Tulip, this material was excavated and consolidated in the Eastern Commercial Area. Record samples were collected from this area for documentation and are included on **Table 3**. Analytical results are discussed in **Section 4.4**.

4.3.4.2.1.6 Eastern Residential Property Excavations

During remedial actions in the eastern portion of the Site, it was observed that a thin (0.5-1.0 feet), dark-colored layer of industrial fill material existed at depths between three and six feet below ground surface and was overlain by two to five feet of overburden fill. This material was observed to extend to the eastern property boundary, proximate to the alley right of way. Following excavation of the alley, it was determined that the fill material extended onto the residential properties east of the Site. In addition, sidewall samples

along the eastern extent of the alley excavation indicated that the material contained concentrations of lead and PAHs exceeding their respective Restricted Residential SCOs.

At the direction of the NYSDEC, the excavation was advanced to the east, onto the residential properties, until the dark-colored fill layer was no longer visible, or, until an obstruction such as a building foundation or concrete pad was encountered. The extent of the fill material was reached prior to encountering an obstruction on each of the properties except the Kingdom Hall property at 3200 17th Street. The excavation was terminated four feet west of the Kingdom Hall building foundation to ensure preservation of its structural integrity.

On the north side of the Kingdom Hall building, a shallow layer of black material was observed at between one and two feet below ground surface. This material was initially left in place to avoid damaging a light pole and the asphalt parking lot (Photo 10). The owners of the Kingdom Hall requested removal of this material as well, and the removal was completed in October/November of 2015. Upon completion of excavation in this area, a 0.5 foot layer of the black fill was left in place beneath the foundation of the garage on the southern side of the excavation. This material was estimated to be less than one cubic yard in volume.

Photo 10: Black layer under light subsequently remediated

Record samples, biased towards the former depth of the dark-colored fill layer, were collected from the excavation bottom and sidewalls. Results of the samples were provided to the NYSDEC, NYDOH, and individual property owners. The Final Residential letter reports are provided in **Appendix N**.

4.3.4.2.2 Soil Stabilization and Consolidation

A temporary pug mill structure was erected on Site Management Parcel 5 during November of 2013 as part of the on-Site ex-situ stabilization process. Excavated soil and material that exceeded the TCLP standard for lead was taken to this pug mill and stabilized by mixing it with 5% (by weight) of Portland cement to act as a stabilizing agent. The resulting soil matrix was then again sampled for TCLP lead to ensure that the mobility of contamination was sufficiently reduced to eliminate the potential for groundwater contamination. Following stabilization, the material was consolidated in the Eastern Commercial area.

A borrow pit was excavated in the northern portion of the Eastern Commercial area as a source of fill material and to create the consolidation area (Photo 11). Construction was completed in accordance with the NYSDEC-approved Treated Soil Consolidation

Addendum to the RDWP (Amec, 2013). Native soils were mined so that a minimum of one foot of native clay was left above the water table. The excavated borrow material was sampled to ensure it met the applicable standards for the receiving area. The extent of the borrow pit is shown on **Figure 6**. Analytical data is summarized in **Section 4.4**.

The northwestern portion of the borrow pit area was then used as the consolidation area for the stabilized material (**Figure 6**). The area was initially backfilled with stabilized soil to within two feet of the final surface grade. The stabilized soil was covered with soil that met the TCLP standard for lead and therefore did not need to be stabilized, but exceeded a SCO. The remainder of the soil was then covered with a demarcation layer and one foot of the engineered Site Cover System (discussed in Section 4.7).

Photo 11: Excavating clay fill from borrow Pit (subsequently infilled with treated soils)

4.3.5 Temporary Access Roads and Staging Areas

At the completion of the remediation, access roads and staging areas utilized during remedial actions were sampled for total and TCLP lead to confirm these areas were not impacted by the transport of materials. These access roads and staging areas were present on Site Management Parcels 1-5 and Site Management Parcels 8 and 9. Areas containing concentrations exceeding either the applicable SCO or TCLP standard were

excavated, stabilized (if necessary), and either consolidated in the Eastern Commercial Area or disposed of off-Site.

4.3.6 Radiological (TENORM) Material

In January of 2012, the project team became aware of the potential presence of Technology Enhanced Naturally Occurring Radioactive Material (TENORM) slag on the Site. The TENORM slag was apparently generated in an electrolytic phosphorus production process that once operated in the Niagara Falls area. The slag from that process was used as fill in areas around Niagara Falls. Where this material is encountered, and if it is disturbed, the New York State Department of Health (NYSDOH) requires that this material be removed and disposed of off-Site at a facility licensed to accept the material. The NYSDEC has a prohibition on disposing of the material in New York, and therefore, the material must be sent out of state for disposal.

Amec Foster Wheeler and GRD both performed Site investigations to first determine if the TENORM was present, and then to identify the extent of the material. Between January and September 2012, investigations were performed on Tract II.

The Site was divided into four study areas for the radiological investigation. Study Area I was the area located west of the Moore underground structure, Study Area II included the former Moore underground structure and parking lot, Study Area III included the southern 2/3 of the Eastern Commercial Area (Site Management Parcel 9), and Study Area IV included the northern 1/3 of the Eastern Commercial Area, surrounding the 17th Street Warehouse. **Figure 9** shows the layout of the study areas on the Site.

The TENORM slag was present in three distinct morphologies on the Site. These morphologies were:

1. A bluish-gray, amorphous, vesicular, slag between one and four inches in diameter;
2. A blue or blue-green, granular, cementitious material; and
3. A light brown, granular, friable material.

These materials exhibited gamma radiation activity (exceeding the NYSDOH screening threshold of 2X background) and the blue-gray slag emitted a phosphorus odor when broken. The slag was distinctive within the morphologies described above, and could readily be distinguished from brick and concrete based on appearance. The blue-gray slag was also embedded in concrete in areas where it was used as bedding material.

The TENORM materials were sampled and analyzed using Gamma Spectroscopy (EPA Method 901.1 Modified), X-ray diffraction, a scanning electron microscope, and SW-846 methods with a total digestion. The results of these tests positively identified each of these materials as phosphorus production slag. The different gross morphologies were apparently the result of processing the material for different fill applications.

For the purposes of the TENORM remediation, the Site was divided into four radiological remediation areas (Figure 9). These areas were designated with the Roman Numerals I through IV. Radiological Area II was further subdivided into six sub-areas designated Areas IIa through IIf, and Radiological Area III was subdivided into sub-areas III and IIIa.

The TENORM material was discovered in six areas in Study Area II and in one portion of Study Area III. Additionally, upon demolition of the 17th Street Warehouse in Study Area IV, TENORM was discovered in all three morphologies beneath portions of the floor slab. The TENORM in these areas was found to exceed the established Site cleanup criterion of 13,400 counts per minute (cpm) on a 2”x2” sodium iodide (NaI) detector. In accordance with the Tract II Radiological Addendum (Amec, June 2013) and the NYSDEC approval comments, which are incorporated by reference, the identified remedial procedures were used.

Each type of TENORM Slag was managed differently based on the morphologies and the occurrence of other materials in the matrix. In areas where the TENORM was in a mass that was distinct from surrounding materials, it was directly excavated and transported to the on-Site staging area (Study Area III). The majority of the TENORM was present as distinct pieces of slag in a soil matrix, and, for these materials, the slag and surrounding soil matrix were excavated and staged for processing. OSC processed the material through a screen that separated the larger rock from the fine soil.

The soil sorting produced two distinct products including a fine soil mixture, and a gravel that was approximately ¾-inch and larger. Testing of the two materials exiting the sorter indicated that the gravel-sized material exceeded the 13,400 cpm criterion. The finer fraction of the matrix met the criterion. The gravel-sized material was staged with the TENORM for off-Site disposal. The finer fraction was analyzed for PAHs and lead and was consolidated on-site in the Eastern Commercial Area.

All of the staged TENORM was sent off-Site for disposal as non-hazardous waste to licensed facilities in Ohio and Michigan between June 9 and June 21, 2014. The following subsections provide a summary of the radiological remediation in each area and sub-area.

4.3.6.1 Area I

Area I included all of the Site west of the Moore underground structure. No TENORM was identified in Area I and no radiological remediation was required.

4.3.6.2 Area II

Area II included all of the Site east of the Moore underground structure to the eastern border of the 15th Street ROW. As stated above, Area II was subdivided into six sub-areas that contained evidence of TENORM. The subdivisions are described above in Section 4.3.6.

4.3.6.2.1 Area IIa

Area IIa included a 30' x 90' area on the western side of the Moore underground structure. This area contained only minor amounts of TENORM slag. These materials were excavated and spread on the concrete, scanned with the 2x2 NaI meter and the slag hand-picked from the material. The slag amounted to only one drum of TENORM material from Area IIa.

4.3.6.2.2 Area IIb

Area IIb included a 10' x 60' area on the northeastern corner of the Moore underground structure. The slag in this area ranged from 0.25 to 1 foot thick for a total of approximately 15 CY and was excavated for processing with the excavator.

4.3.6.2.3 Area IIc

Area IIc included a 10' x 65' area on the southeastern corner of the Moore underground structure. The slag in this area was approximately 0.25 feet thick for a total of approximately 6 CY and was excavated for processing with the excavator.

4.3.6.2.4 Area IId

Area IId was approximately 50' x 120' and is located outside of the northeast corner of the Moore underground structure. The slag in this area was morphologically different than in other areas in that it was in a large, friable mass. This type of material occurred in several locations on the site and appeared to have been laid down as a flowable fill that solidified. The slag in this area ranged from > 0.25 feet thick to about 4 feet thick and totaled approximately 450 CY. This material was broken into manageable pieces with the excavator and staged for disposal with the remaining TENORM.

4.3.6.2.5 Area IIe

Area IIe was the largest of the TENORM areas at approximately 200' x 320'. Area IIe is located from the eastern wall of the Moore underground structure, eastward to the western boundary of the 15th Street ROW. This area encompasses nearly all of Site Management Parcels 4 and 5. The TENORM in this area was slag that had apparently been crushed and sized for use as a parking lot cover, and was estimated to be approximately 0.25 feet thick throughout the area. This material was excavated along with the soil matrix and screened to separate the slag from the soil. Approximately 1,500 CY of soil was excavated and the sorting process removed approximately 75% of that volume for a total of approximately 375 CY of TENORM Slag.

4.3.6.2.6 Area IIf

Area IIf was on the 15th Street ROW and was approximately 60' x 200'. The TENORM in this area was also slag that had apparently been crushed and sized for use as a parking lot cover, and was estimated to be between 0.25 and 3.0 feet thick in the area. This material was excavated along with the soil matrix and screened to separate the slag from the soil. Approximately 250 CY of soil was excavated and the sorting process removed approximately 75% of that volume for a total of approximately 62.5 CY of TENORM slag.

4.3.6.3 Area III

Area III included the southern half of the Site, east of the 15th Street ROW (Site Management Parcel 9). TENORM was only found in a small portion of Area III. That portion was separated into Area IIIa. No TENORM was present in Area III outside of Area IIIa.

4.3.6.3.1 Area IIIa

Area IIIa included a 60' x 130' area located immediately east of the 15th Street ROW. A small (40' x 60') area in the northern portion of Area IIIa contained TENORM slag between the surface and 1.0 foot deep. The slag in this area was dispersed in the shallow soil column, and the material was managed the same as that in Area IIe. Approximately 150 CY of soil was excavated and the sorting process removed approximately 75% of that volume for a total of approximately 37.5 CY of TENORM Slag.

4.3.6.4 Area IV

Area IV included the northern half of the Site, east of the 15th Street ROW (Parcel 9). The only TENORM identified in Area IV was beneath the 17th Street Warehouse footprint (160' x 270'). The TENORM encountered beneath the 17th Street Warehouse was excavated and staged in the southern portion of Study Area III to await disposal. The light brown, friable TENORM totaled approximately 100 CY and the bluish-gray cementitious slag totaled approximately 400 CY. These materials were apparently used as aggregate beneath the concrete slab, and were approximately 1 to 2 feet thick. Both materials were excavated and disposed of off-Site.

Small amounts of TENORM Slag were embedded in the concrete slab as it was removed. However, the embedded slag and the concrete met the cleanup criterion of 13,400 cpm on the 2"x2" NaI meter. The concrete and embedded slag was crushed and sampled for chemical constituents; the results of which met the applicable ACLs and SCOs. As a result, the material was reused on the Site as backfill.

4.4 REMEDIAL PERFORMANCE / DOCUMENTATION SAMPLING

This section summarizes the confirmatory analytical data collected during remediation activities. Samples were collected and analyzed in accordance with the RDWP except for sidewall sample collection. As approved by the NYSDEC, sidewall confirmatory and record samples were composited along the depth of the excavation if the sidewall material was relatively homogenous. In cases where staining or non-natural soils were present, the sidewall samples were collected as directed (biased to the discoloration, staining, etc.) samples. The base confirmatory samples were collected from the upper six inches of the base of the excavation. All confirmatory sampling locations and sample collection was observed by and agreed to by the NYSDEC.

Sample nomenclature was derived according to excavation area, and varies throughout the Site. Sidewall, base, and record samples were not differentiated by sample nomenclature. Samples were collected as either grab samples (biased or directed sidewalls and base samples) or composite samples (sidewalls only). The grab samples were collected directly into appropriate sample jars, which were sealed and labeled for delivery to the laboratory. Sidewall grab samples were collected from the entire depth of the sidewall into a stainless steel sample bowl. These samples were blended to make the composite sample, placed into appropriate sample jars, sealed, and labeled for delivery to the laboratory.

The samples were placed on ice and delivered to the laboratory under chain of custody. Confirmatory samples were analyzed for SVOCs by USEPA SW-846 Method 8270C and for metals by USEPA SW-846 Method 6010B (except mercury). Mercury was analyzed by USEPA SW-846 Method 7471A. Subsequent to collection of the samples, the locations were surveyed for location and elevation by Niagara Boundary.

The results of the confirmatory samples are provided on Tables 3 through 5. The sample locations and current conditions for the sidewall and base soils are provided on **Figures 10 through 12**; only compounds detected above the Unrestricted SCOs are shown on these figures.

The confirmatory sample results were provided in a Category B deliverable package so they could undergo the required validation according to the NYSDEC Data Usability Summary Report (DUSR) guidelines (NYSDEC, 2010). Once the data were validated, any changes to the data or qualifiers are added to the reported values in the data tables. DUSRs were prepared for all data generated in this remedial performance evaluation program. The laboratory reports are provided electronically in **Appendix J**; the DUSRs are included in **Appendix K**.

Applicable data associated with analytical samples were submitted to the NYSDEC as Electronic Data Deliverables (EDDs) throughout the project. The NYSDEC sent confirmation that the data were uploaded into the NYSDEC system.

4.5 IMPORTED BACKFILL

Backfill used to restore the Site to original grade was obtained from crushed demolition debris generated during demolition of the buildings, clay soil from the Eastern Commercial Area borrow area, and several approved off-Site sources. The demolition debris material was characterized prior to use to ensure the applicable SCOs (Restricted Residential or Commercial) were met. The clay mined from the Eastern Commercial Area was sampled to ensure it met the applicable SCOs (Restricted Residential or Commercial). This material was transported to the area it would be used in and placed as subgrade fill.

Fill was obtained from five off-Site sources. These sources included:

- A source on Porter Road in Niagara Falls;
- A source known as the Northtown site;
- A source on Grand Island, located approximately 10 miles from Niagara Falls;
- A source in Buffalo associated with a new water line placement
- Surface soils excavated from the Tulip site during recent construction (Clean imported fill previously placed by) and re-sampled to assure compliance with imported fill standards.

These materials were all sampled and analyzed for VOCs, SVOCs, metals, and, if necessary, chromium VI. The results of these samples were compared to the Allowable Constituent Levels (ACLs) for imported fill for restricted residential or commercial use, as appropriate. All of the imported fill samples met the appropriate criteria for use as fill, or

were specifically permitted for import by the NYSDEC. Table 6 summarizes chemical analytical results for the fill obtained off-Site, in comparison to applicable ACLs. All backfill sampling and off-Site confirmatory sampling was observed by and agreed to by the NYSDEC.

4.6 CONTAMINATION REMAINING AT THE SITE

This section provides a summary of the contamination remaining at the Site. All remaining soils containing constituent concentrations exceeding the SCOs within the Western and Eastern Commercial Areas are covered by a demarcation layer and at least one foot of cover material as described in Section 4.7. **Figures 10**, **11** and **12** show the conditions at completion for lead, other metals, and PAH constituents, respectively. The entire soil column in the Park Area meets the Restricted Residential SCOs or ACLs, and a cover system is not required for this area. The entire soil column in the 15th Street ROW Area meets the Commercial SCOs or ACLs, and a cover system is not required for this area.

4.6.1 Western Commercial Area

Soils in the Western Commercial Area were remediated to a depth that would accommodate a demarcation layer and at least a 1-foot thick cover system. Additionally, soils found to exceed the TCLP Standard for lead of 5.0 mg/L were excavated, stabilized, and sent off-Site for disposal. The remaining soil throughout the area exceeds the SCOs for PAHs and some metals (arsenic and barium). Based on the findings on the remainder of the Site, any remaining soil exceeding the SCOs begins beneath the demarcation layer and extends to the native fill that exists approximately four feet below the demarcation layer.

4.6.2 Eastern Commercial Area

Soils in the Eastern Commercial Area were removed to the depth where the native clay was encountered. Confirmatory sampling throughout the area indicates that the soils exceeding the SCOs in the western portion of the Eastern Commercial Area were removed. After encountering the native clay, this material was mined to be used as fill elsewhere on the Site. The excavated area was then backfilled with both stabilized soils (in the consolidation area) and with soils exceeding commercial SCO's.

The soils that were stabilized for TCLP lead exceedances were consolidated in the northern portion of the area as shown on **Figure 6**. Soils that exceeded only the commercial SCOs were then consolidated in the remainder of the Western portion of the Eastern Commercial Area and in a one foot layer over the stabilized material (see **Figure 6**).

Photo 12: Eastern Commercial Area - upon completion

The entire footprint of the area containing soil exceeding the Commercial SCOs was then demarcated and covered with at least one foot of cover. The entire Western commercial area contains soil that exceeds the Commercial SCOs for metals and PAHs. The contaminated soil extends from immediately beneath the demarcation layer to depths of approximately 8 feet below the demarcation layer. **Figure 5** shows the excavation limits.

The 60-foot wide on-Site area of the 15th Street ROW was excavated to a depth of approximately 4 feet deep. This area meets the Commercial SCOs and was backfilled with soil that meets either the Commercial SCOs or the Commercial ACLs. Active electric, water and storm sewer utilities are present in this area; however, meeting the Commercial SCOs would allow for periodic excavation and maintenance within the alignment.

Since contaminated soil remains at the Site after completion of the Remedial Action, Institutional and Engineering Controls are required by NYSDEC. These Engineering and Institutional Controls (ECs/ICs) are described in the following sections. Long-term management and reporting of these EC/ICs and residual contamination will be performed under the Site Management Plan (SMP) approved by the NYSDEC.

Photo 13: Future Park Area –upon completion

4.7 SOIL COVER SYSTEM

The Western and Eastern Commercial Areas on the Site were completed with a cover system. This cover system is comprised of a demarcation layer, a clean soil cover that is a minimum of one foot thick, and vegetation or gravel to ensure stabilization of the cover system. **Figure 6** presents the location of the cover system and demarcation layers; **Figure 13** provides a detail of the cover system. The as-built final grade for the entire Site is shown on **Figure 14**. Photos 12 and 13 show the Eastern Commercial Area and the Future Park Area at project completion.

The Excavation Work Plan (EWP) included in the NYSDEC-approved SMP (**Appendix L**) outlines the procedures required to be implemented in the event the cover system is breached, penetrated, or temporarily removed, and the underlying soils are to be

disturbed. Procedures for the inspection of this cover are provided in the Monitoring and Sampling Plan included in Section 4.0 of the SMP (**Appendix L**). Work conducted pursuant to the EWP must also be conducted in accordance with the procedures defined in the Health and Safety Plan (HASP) and associated Community Air Monitoring Plan (CAMP) of the SMP. The cover system is a permanent control and the quality and integrity of this system will be inspected at defined, regular intervals in accordance with the SMP.

4.8 OTHER ENGINEERING CONTROLS

The remedy for the Site did not require the construction of other engineering control systems.

4.9 INSTITUTIONAL CONTROLS

ICs are required by the ROD to:

1. Implement, maintain, and monitor Engineering Control systems;
2. Prevent future exposure to remaining contamination; and
3. Limit the use and development of the Site to Restricted Residential (Park Area) and Restricted Commercial (remainder of Site) or more restrictive uses only.

Adherence to these ICs on the Site is required by the Environmental Easement and will be implemented under the SMP (**Appendix L**). ICs identified in the Environmental Easement may not be discontinued without an amendment to or extinguishment of the Environmental Easement. The IC boundaries are shown on Figure 11 of (**Appendix L**). These ICs are:

1. The property may be used for : Restricted Residential (Park Area) and Restricted Commercial (remainder of Site) use;
2. All ECs must be operated and maintained as specified in the SMP;
3. All ECs must be inspected at a frequency and in a manner defined in the SMP;
4. The use of groundwater underlying the property is prohibited without necessary water quality treatment as determined by the NYSDOH or the Niagara Department of Health to render it safe for use as drinking water or for industrial purposes, and the user must first notify and obtain written approval to do so from the NYSDEC; and
5. Data and information pertinent to Site management must be reported at the frequency and in a manner as defined in the SMP;

i. All future activities that will disturb remaining contaminated material must be conducted in accordance with the SMP;
ii. Monitoring to assess the performance and effectiveness of the remedy must be performed as defined in the SMP;
iii. Operation, maintenance, monitoring, inspection, and reporting of any mechanical or physical component of the remedy shall be performed as defined in the SMP;
iv. Access to the Site must be provided to agents, employees or other representatives of the State of New York with reasonable prior notice to the property owner to assure compliance with the restrictions identified by the Environmental Easement.
v. Vegetable gardens and farming on the Site are prohibited;

4.10 DEVIATIONS FROM THE REMEDIAL ACTION WORK PLAN

Several changes were made to the remedy following the approval of the RDWP (Amec, 2012). All of the implemented changes to the remedy were (i) typically required by the NYSDEC, (ii) pre-approved by the NYSDEC and (iii) resulted in cleanup at least as stringent as those required by the ROD and RDWP. The following sections provide a summary of the cleanup activities that deviated from the RDWP.

4.10.1 Future Park Area

At the direction of the NYSDEC, the selected remedy in the future park area was modified to remove all materials that exceeded the Restricted Residential Use SCOs throughout the soil column. NYSDEC's primary justification for this change was to eliminate the need for a deed restriction in the park area. The request for the removal of the materials containing concentrations of constituents exceeding the Restricted Residential SCOs is documented in the weekly construction meeting notes provided in **Appendix D**.

4.10.2 Soil Stabilization

The RDWP specified stabilization of soil exceeding the TCLP standard of 5.0 mg/l of lead after sampling excavated stockpiles. The available staging area did not allow stockpiling for the period of time necessary for sample analysis. As a result, the majority of materials excavated from the Eastern Commercial Area were directly screened and stabilized in the pugmill without sampling. Each 1,000 CY of material exiting the pugmill were sampled for TCLP prior to on-Site consolidation. Material that was not stabilized with Portland cement was analyzed for TCLP lead to ensure the material was non-hazardous.

4.10.3 Stabilized Soil Consolidation

The RDWP called for the consolidation of stabilized material on-Site upon receipt of TCLP results of less than 5.0 mg/L lead. The stabilized material was to be placed within a consolidation area that could serve as the footprint/base for commercial redevelopment, such that a one-foot frost barrier of soil meeting the TCLP standard but exceeding the Restricted Commercial SCO, a demarcation layer, and a one-foot layer of clean fill could be placed above the stabilized material to achieve the final grade. Upon initiation of the work, the NYSDEC required that the stabilized material be consolidated in as small an area as possible in the northwest corner of the eastern portion of the Site.

In order to accommodate the placement of the stabilized material, the remedial design was modified. The revised design included excavation of clean clay to an elevation at least one foot above the perched groundwater table in an area in the northern portion of the Site (**Figure 6**). The as-built drawing showing the location of the stabilized material is provided in **Appendix M**.

4.10.4 Confirmatory Sampling

Section 7 of the 2003 ROD for the Site indicated that: "Given the predominance of lead contamination found in soils, alternatives for the East Area were developed to address this contaminant. It is expected that effective remediation of lead contaminated soils in the East Area will effectively address the other contaminants found there as well." Section 6.5 of the 2012 ROD indicates that: "Goals for the cleanup of the Site were established in the original ROD".

Based on these statements, the RDWP was written to require lead confirmatory analyses at the completion of excavation in areas where lead was the predominant contaminant. Confirmatory samples from target excavation areas, where lead was not the predominant contaminant, were analyzed for the area-specific constituents of concern (e.g. barium, mercury, chromium, PAHs, etc.).

After initiation of the project, the NYSDEC directed that confirmatory samples should also be analyzed for TAL metals and PAHs. Furthermore, the NYSDEC also required

qualitative data such as the presence of plastic battery casing fragments and non-native soil color or texture to be used to determine completeness of the remediation.

5.0 REFERENCES

Amec Environment & Infrastructure, Inc., August 2012, "Remedial Design Work Plan, Tract II Site, Niagara Falls, Niagara County, New York, Site No. 932136"

Amec Environment & Infrastructure, Inc., June 2013, Letter Report to Mr. Timothy Dieffenbach, NYSDEC, "Radiological Addendum to the Remedial Design Work Plan: Tract II Site".

Amec Environment & Infrastructure, Inc., May 17, 2013, "Supplemental Remedial Investigation Report, Tract I Site, 3123 Highland Avenue, Niagara Falls, Niagara County, New York, Site No. C932157".

Amec Environment & Infrastructure, Inc., August 15, 2013, "Remedial Design Work Plan Drawings and Revised Schedule to the Remedial Design Work Plan, Tract II Site, Niagara Falls, Niagara County, New York, Site No. 932136".

Ecology and Environment Engineering, P.C., May 31, 2000, "Site Investigation Report for the Power City Warehouse, Niagara Falls, New York".

EA Engineering, P.C., May 2009, "Final Site Characterization Report Power City Warehouse Site Highland Avenue (9-32-131), Niagara Falls, Niagara County, New York".

Greater Radiological Dimensions, Inc., September 14, 2012, "Radioactive Slag Volume Estimate at the Tract II Site, Niagara Falls, New York".

Mactec Engineering and Consulting, P.C., June 20, 2011, "Predesign Study Work Plan Tract I and Tract II Sites, Niagara Falls, New York".

Mactec Engineering and Consulting, P.C., November 2011, "Draft Focused Feasibility Study, Tract II Site, Niagara Falls, Niagara County, New York".

New York State Department of Environmental Conservation (NYSDEC), 2010, DER-10 Technical Guidance for Site Investigation and Remediation, DEC Program Policy

New York State Department of Environmental Conservation (NYSDEC), March 2003, “Environmental Restoration Record of Decision: Tract II Site, Niagara Falls (C), Niagara County, Site Number B-0022-9”.

New York State Department of Environmental Conservation (NYSDEC), March 2012, “Record of Decision Amendment: Tract II Highland Avenue Site, State Superfund Project, Niagara Falls, Niagara County, Site Number 932136”.

New York State Department of Environmental Conservation (NYSDEC), 2007, DER-15 “Presumptive/Proven Remedial Technologies”, DEC Program Policy

New York State Department of Environmental Conservation (NYSDEC), 2010, DER-10 Technical Guidance for Site Investigation and Remediation, DEC Program Policy

United States Environmental Protection Agency (USEPA), 1999, “Presumptive Remedy for Metals in Soil Sites”, EPA 540-F-98-054.

Table 1
Excavation Quantities by Parcel

		ft^2	ac	Average Excavation Depth (feet)	Excavated Quantity (cy)	Treated Quantity (cy)	TENORM Quantity (tons)	Quantity Disposed Off-Site (tons)	Quantity Consolidated in Eastern Commercial Area (cy)
Parcel 1	Westernmost (W side 13th to Highland)	98207.2	2.25	2.0	7427.4	4149.4		6639.0	3278.1
Parcel 2	Western portion of Basement Structure	86613.6	1.99	2.8	8945.3		1474.4	295.2	7839.3
Parcel 3	Eastern portion of Basement Str. (50' strip)	14554.0	0.33	3.7	2012.9		112.0		1942.9
Parcel 4	Between Garage and Parking Area (100'x250')	21997.1	0.50	0.8	675.0		346.3		458.6
Parcel 5	Parking Area (259.75'x250')	57177.6	1.31	1.6	3310.3		1038.8	1775.5	1551.4
Parcel 6	Small Parcel (40'x71.23')	2852.6	0.07	0.4	46.6				46.6
Parcel 7	North of Parking Area (71.23'x319.75')	23079.0	0.53	2.7	2277.6		1903.6		1087.8
Parcel 8	15th Street Alignment (862.28'x60')	52007.6	1.19	--(1)	--(1)				
Parcel 8a	Southern Section 15th Street (321'x60')	17663.8	0.41	3.0	1991.9		694.4		1557.8
Parcel 8b	Northern Section 15th Street (541.28'x60')	34343.8	0.79	3.2	4095.1				4095.1
Parcel 8bw	Tulip Property west of 15th Streeet	1802.7	0.04	0.2	13.7				13.7
Parcel 9	Eastern Commercial Area	482221.9	11.07	8.3	148214.5		995.6	6639.7	143442.4
Parcel 9n	Carbide Property	2646.7	0.06	1.8	175.0				175.0
Parcel 9e	Residential Properties	31451.3	0.72	3.3	3821.4			714.6	3374.8
Parcel 9s	Between Parcel 9 and Beech Avenue	1487.7	0.03	6.5	357.5				357.5
								Total:	169221.0

(1) "--" indicates no total; quantities are provide in sub area rows.

Table 2
Summary of Waste Disposed Off-Site
Tract II Remediation
Niagara Falls, New York

Scale Ticket Date	OSC Tracking No.	Transport Company	Source / Receiver Company	Driver / Truck ID	Scale Ticket No.	Scale Ticket Unit of Measure	Scale Ticket Quantity	Notes
12/19/2012	G102519	Niagara Metals	Niagara Metals	62	278004	Ton	6.83	Tract II - Steel
12/19/2012	G102520	Niagara Metals	Niagara Metals	62	278059	Ton	6.75	Tract II - Steel
12/20/2012	G102525	Niagara Metals	Niagara Metals	3029	278351	Ton	6.55	Tract II - Steel
12/20/2012	G102526	Niagara Metals	Niagara Metals	370	278368	Ton	5.02	Tract II - Steel
12/20/2012	G102528	Metalico	Metalico	3534	1061793	Ton	6.48	Tract II - Steel
1/3/2013	G102529	Modern	Modern	1175	1002206178	Ton	14.28	Tract II - Steel
3/1/2013	520195	Waste Management	Waste Management	413329	520195	CY	30.00	Tract II - ACM Fibertech Parking Garage
3/1/2013	520196	Waste Management	Waste Management	413333	520196	CY	30.00	Tract II - ACM Fibertech Parking Garage
3/1/2013	520197	Waste Management	Waste Management	413333	520197	CY	30.00	Tract II - ACM Fibertech Parking Garage
3/1/2013	520198	Waste Management	Waste Management	413469	520198	CY	30.00	Tract II - ACM Fibertech Parking Garage
3/1/2013	712851	Waste Management	Waste Management	413329	712851	CY	30.00	Tract II - ACM Fibertech Parking Garage
3/1/2013	712852	Waste Management	Waste Management	413333	712852	CY	30.00	Tract II - ACM Fibertech Parking Garage
6/7/2013	G103677	Modern	Modern	9A073	1002251067	Ton	25.63	Tract II - UST Soil
6/7/2013	G103690	Modern	Modern	9A073	1002251144	Ton	17.17	Tract II - UST Soil
6/7/2013	G103694	Modern	Modern	1659	1002251256	Ton	19.61	Tract II - UST Soil
6/7/2013	G103695	Modern	Modern	1659	1002251329	Ton	19.43	Tract II - UST Soil
6/11/2013	G103696	Modern	Modern	1881	102252137	Ton	14.02	Tract II - UST Soil
7/31/2013	G103761	Earthwatch	Tonawanda - Ensol	M-34	419403	Ton	20.97	Tract II - Target Excavation
7/31/2013	G103765	Earthwatch	Tonawanda - Ensol	25	419404	Ton	23.99	Tract II - Target Excavation
7/31/2013	G103766	Earthwatch	Tonawanda - Ensol	39	419405	Ton	25.35	Tract II - Target Excavation
7/31/2013	G103767	Earthwatch	Tonawanda - Ensol	M-63	419406	Ton	25.67	Tract II - Target Excavation
7/31/2013	G103768	Earthwatch	Tonawanda - Ensol	34	419407	Ton	22.71	Tract II - Target Excavation
8/1/2013	G103770	Page E.T.C	EQ, MI	9056	044255	Ton	23.69	Tract II - Tenorm IID
8/1/2013	G103772	Page E.T.C	EQ, MI	2891	044254	Ton	17.67	Tract II - Tenorm IID
8/1/2013	G103773	Page E.T.C	EQ, MI	3056	044256	Ton	22.45	Tract II - Tenorm IID
8/1/2013	G103774	Page E.T.C	EQ, MI	4728	044257	Ton	32.65	Tract II - Tenorm IID
8/1/2013	G103775	Page E.T.C	EQ, MI	3440	044258	Ton	21.36	Tract II - Tenorm IID
8/1/2013	G103776	Page E.T.C	EQ, MI	4775	044260	Ton	22.18	Tract II - Tenorm IID
8/1/2013	G103777	Page E.T.C	EQ, MI	8752	044261	Ton	22.67	Tract II - Tenorm IID
8/1/2013	G103778	Earthwatch	Tonawanda - Ensol	M-63	419411	Ton	21.38	Tract II - Target Excavation
8/1/2013	G103779	Earthwatch	Tonawanda - Ensol	34	419412	Ton	21.75	Tract II - Target Excavation
8/1/2013	G103780	Page E.T.C	EQ, MI	5458	044253	Ton	29.14	Tract II - Tenorm IID
8/1/2013	G103781	Earthwatch	Tonawanda - Ensol	M-63	419413	Ton	26.05	Tract II - Target Excavation
8/1/2013	G103782	Earthwatch	Tonawanda - Ensol	39	419414	Ton	21.64	Tract II - Target Excavation
8/1/2013	G103783	Earthwatch	Tonawanda - Ensol	M-63	419408	Ton	20.16	Tract II - Target Excavation
8/1/2013	G103784	Earthwatch	Tonawanda - Ensol	39	419415	Ton	22.38	Tract II - Target Excavation
8/1/2013	G103785	Earthwatch	Tonawanda - Ensol	M-63	419417	Ton	22.04	Tract II - UST Soil
8/1/2013	G103786	Earthwatch	Tonawanda - Ensol	301	419416	Ton	20.48	Tract II - UST Soil
8/2/2013	G103788	U.S. Bulk	EQ, MI	5740	0044167	Ton	17.43	Tract II - Tenorm IID
8/2/2013	G103789	U.S. Bulk	EQ, MI	1278	0044166	Ton	19.39	Tract II - Tenorm IID
8/2/2013	G103790	U.S. Bulk	EQ, MI	1215	0044165	Ton	18.48	Tract II - Tenorm IID
8/2/2013	G103792	U.S. Bulk	EQ, MI	9056	0044239	Ton	22.36	Tract II - Tenorm IID
8/2/2013	G103793	Earthwatch	Tonawanda, NY	39	419418	Ton	12.77	Tract II - UST Soil
8/2/2013	G103794	Page E.T.C	EQ, MI	8850	044240	Ton	27.09	Tract II - Tenorm IID
8/2/2013	G103795	Page E.T.C		3056	044241	Ton	21.82	Tract II - Tenorm IID
8/2/2013	G103796	Page E.T.C	EQ, MI	4728	044242	Ton	33.66	Tract II - Tenorm IID

Table 2
Summary of Waste Disposed Off-Site
Tract II Remediation
Niagara Falls, New York

Scale Ticket Date	OSC Tracking No.	Transport Company	Source / Receiver Company	Driver / Truck ID	Scale Ticket No.	Scale Ticket Unit of Measure	Scale Ticket Quantity	Notes
8/2/2013	G103797	Page E.T.C	EQ, MI	3440	044243	Ton	22.50	Tract II - Tenorm IID
8/2/2013	G103798	Page E.T.C	EQ, MI	4775	044244	Ton	22.36	Tract II - Tenorm IID
8/2/2013	G103799	Page E.T.C	EQ, MI	0690	044245	Ton	24.44	Tract II - Tenorm IID
8/2/2013	G103900	U.S. Bulk	EQ, MI	122	044164	Ton	25.38	Tract II - Tenorm IID
8/2/2013	G103901	U.S. Bulk	EQ, MI	3122	044163	Ton	23.37	Tract II - Tenorm IID
8/2/2013	G103902	U.S. Bulk	EQ, MI	317	044162	Ton	23.29	Tract II - Tenorm IID
8/2/2013	G103903	U.S. Bulk	EQ, MI	2891	044246	Ton	24.19	Tract II - Tenorm IID
8/2/2013	G103904	U.S. Bulk	EQ, MI	8752	044247	Ton	23.01	Tract II - Tenorm IID
8/2/2013	G103905	U.S. Bulk	EQ, MI	315	044161	Ton	23.44	Tract II - Tenorm IID
8/2/2013	G103906	U.S. Bulk	EQ, MI	123	044160	Ton	22.15	Tract II - Tenorm IID
8/2/2013	G103907	U.S. Bulk	EQ, MI	197	044159	Ton	21.26	Tract II - Tenorm IID
8/2/2013	G103908	U.S. Bulk	EQ, MI	157	044158	Ton		Tract II - Tenorm IID
8/2/2013	G103908	U.S. Bulk	EQ, MI	157	044158	Ton	21.64	Tract II - Tenorm IID
8/2/2013	G103909	U.S. Bulk	EQ, MI	5458	044248	Ton	30.91	Tract II - Tenorm IID
8/5/2013	G103910	Page E.T.C	EQ, MI	8850	044249	Ton	16.38	Tract II - Tenorm IID
8/5/2013	G103911	Page E.T.C	EQ, MI	4428	044250	Ton	20.43	Tract II - Tenorm IID
8/5/2013	G103912	Page E.T.C	EQ, MI	3184	044251	Ton	26.23	Tract II - Tenorm IID
8/5/2013	G103913	Page E.T.C	EQ, MI	1689	044252	Ton	21.79	Tract II - Tenorm IID
8/5/2013	G103914	Page E.T.C	EQ, MI	8018	044344	Ton	21.42	Tract II - Tenorm IID
8/5/2013	G103915	Price Trucking	EQ, MI	13400	044311	Ton	26.99	Tract II - Tenorm IID
8/5/2013	G103917	Price Trucking	EQ, MI	007	044312	Ton	31.06	Tract II - Tenorm IID
8/5/2013	G103918	Page E.T.C	EQ, MI	5458	044345	Ton	32.06	Tract II - Tenorm IID
8/5/2013	G103919	Page E.T.C	EQ, MI	4728	044346	Ton	34.45	Tract II - Tenorm IID
8/5/2013	G103920	Price Trucking	EQ, MI	1163	044309	Ton	21.01	Tract II - Tenorm IID
8/5/2013	G103921	Price Trucking	EQ, MI	12400	044310	Ton	25.64	Tract II - Tenorm IID
8/6/2013	G103922	Page E.T.C	EQ, MI	3440	044348	Ton	22.46	Tract II - Tenorm IID
8/6/2013	G103924	Page E.T.C	EQ, MI	9056	044347	Ton	22.87	Tract II - Tenorm IID
8/6/2013	G103925	U.S. Bulk	EQ, MI	123	044270	Ton	22.84	Tract II - Tenorm IID
8/6/2013	G103926	U.S. Bulk	EQ, MI	197	044269	Ton	21.95	Tract II - Tenorm IID
8/6/2013	G103927	Page E.T.C	EQ, MI	1689	044349	Ton	23.36	Tract II - Tenorm IID
8/6/2013	G103928	Page E.T.C	EQ, MI	3184	044350	Ton	24.94	Tract II - Tenorm IID
8/6/2013	G103929	U.S. Bulk	EQ, MI	308	044268	Ton	21.08	Tract II - Tenorm IID
8/6/2013	G103930	Price Trucking	EQ, MI	1380	044308	Ton	31.25	Tract II - Tenorm IID
8/6/2013	G103931	U.S. Bulk	EQ, MI	317	044266	Ton	23.33	Tract II - Tenorm IID
8/6/2013	G103932	U.S. Bulk	EQ, MI	315	044267	Ton	23.57	Tract II - Tenorm IID
8/6/2013	G103933	Page E.T.C	EQ, MI	4728	044351	Ton	34.42	Tract II - Tenorm IID
8/6/2013	G103934	Page E.T.C	EQ, MI	5458	044209	Ton	32.42	Tract II - Tenorm IID
8/6/2013	G103935	Page E.T.C	EQ, MI	4775	044210	Ton	23.36	Tract II - Tenorm IID
8/6/2013	G103936	Price Trucking	EQ, MI	13400	044307	Ton	31.57	Tract II - Tenorm IID
8/7/2013	G103937	U.S. Bulk	EQ, MI	6143	044265	Ton	18.71	Tract II - Tenorm IID
8/7/2013	G103938	Page E.T.C	EQ, MI	8018	044211	Ton	23.24	Tract II - Tenorm IID
8/7/2013	G103939	Page E.T.C	EQ, MI	8850	044212	Ton	22.39	Tract II - Tenorm IID
8/7/2013	G103940	Page E.T.C	EQ, MI	3184	044213	Ton	24.85	Tract II - Tenorm IID
8/7/2013	G103943	U.S. Bulk	EQ, MI	1026	044264	Ton	23.17	Tract II - Tenorm IID
8/7/2013	G103944	Page E.T.C	EQ, MI	8752	044214	Ton	21.57	Tract II - Tenorm IID
8/7/2013	G103948	Page E.T.C	EQ, MI	9056	044215	Ton	24.10	Tract II - Tenorm IID

Table 2
Summary of Waste Disposed Off-Site
Tract II Remediation
Niagara Falls, New York

Scale Ticket Date	OSC Tracking No.	Transport Company	Source / Receiver Company	Driver / Truck ID	Scale Ticket No.	Scale Ticket Unit of Measure	Scale Ticket Quantity	Notes
8/7/2013	G103949	Page E.T.C	EQ, MI	3440	044216	Ton	22.43	Tract II - Tenorm IID
8/7/2013	G104001	U.S. Bulk	EQ, MI	343	044263	Ton	21.72	Tract II - Tenorm IID
8/7/2013	G104002	U.S. Bulk	EQ, MI	327	044262	Ton	21.57	Tract II - Tenorm IID
8/7/2013	G104003	U.S. Bulk	EQ, MI	311-5	044271	Ton	23.07	Tract II - Tenorm IID
8/7/2013	G104007	Price Trucking	EQ, MI	007	044306	Ton	30.44	Tract II - Tenorm IID
8/7/2013	G104013	Page E.T.C	EQ, MI	4728	044217	Ton	35.05	Tract II - Tenorm IID
8/8/2013	G104016	Page E.T.C	EQ, MI	8850	0044218	Ton	25.99	Tract II - Tenorm IID
8/8/2013	G104017	Page E.T.C	EQ, MI	3184	0044219	Ton	25.26	Tract II - Tenorm IID
8/8/2013	G104025	Page E.T.C	EQ, MI	4728	044220	Ton	36.40	Tract II - Tenorm IID
8/8/2013	G104026	Page E.T.C	EQ, MI	3440	044221	Ton	22.67	Tract II - Tenorm IID
8/8/2013	G104027	Page E.T.C	EQ, MI	9056	044222	Ton	23.57	Tract II - Tenorm IID
8/13/2013	G104034	Page E.T.C	EQ, MI	8752	044237	Ton	22.39	Tract II - Tenorm IID
8/13/2013	G104035	Page E.T.C	EQ, MI	4428	044238	Ton	22.01	Tract II - Tenorm IID
8/14/2013	G104037	Page E.T.C	EQ, MI	1690	044235	Ton	23.80	Tract II - Tenorm IID
8/14/2013	G104038	Price Trucking	EQ, MI	13400	044305	Ton	31.06	Tract II - Tenorm IID
8/15/2013	G104039	Price Trucking	EQ, MI	007	044332	Ton	30.53	Tract II - Tenorm IID
8/15/2013	G104040	Price Trucking	EQ, MI	9200	044333	Ton	30.79	Tract II - Tenorm IID
8/16/2013	G104053	Modern	Model City, NY	1663	765954	Ton	22.15	Tract II - Landfill Debris C&D
8/19/2013	G103195	Modern	Model City, NY	531	765955	Ton	4.63	Tract II - Landfill Debris C&D
9/9/2013	G105032	Page E.T.C	EQ, MI	26704	1233033	Ton	21.99	Tract II - TENORM - 17th Street
9/9/2013	G105033	Page E.T.C	EQ, MI	1083	1233032	Ton	23.3	Tract II - TENORM - 17th Street
9/9/2013	G105034	Page E.T.C	EQ, MI	25634	1233030	Ton	22.06	Tract II - TENORM - 17th Street
9/9/2013	G105035	Page E.T.C	EQ, MI	1689	1233034	Ton	25.96	Tract II - TENORM - 17th Street
9/10/2013	G105036	Page E.T.C	EQ, MI	3056	1233053	Ton	22.97	Tract II - TENORM - 17th Street
9/10/2013	G105037	Page E.T.C	EQ, MI	387	1233055	Ton	23.15	Tract II - TENORM - 17th Street
9/10/2013	G105038	Page E.T.C	EQ, MI	1690	1233056	Ton	24.16	Tract II - TENORM - 17th Street
9/10/2013	G105041	Page E.T.C	EQ, MI	4180	1233102	Ton	23.72	Tract II - TENORM - 17th Street
9/10/2013	G105043	Page E.T.C	EQ, MI	1689	1233099	Ton	26.94	Tract II - TENORM - 17th Street
9/10/2013	G105044	Page E.T.C	EQ, MI	3245	1233101	Ton	23.52	Tract II - TENORM - 17th Street
9/10/2013	G105045	Page E.T.C	EQ, MI	8752	1233097	Ton	22.48	Tract II - TENORM - 17th Street
9/11/2013	G105045	Page E.T.C	EQ, MI	1083	1233105	Ton	23.7	Tract II - TENORM - 17th Street
9/11/2013	G105046	Page E.T.C	EQ, MI	4428	1233106	Ton	25.09	Tract II - TENORM - 17th Street
9/11/2013	G105048	Page E.T.C	EQ, MI	Price1	1233122	Ton	31.76	Tract II - TENORM - 17th Street
9/11/2013	G105070	Page E.T.C	EQ, MI	7	1233123	Ton	34.57	Tract II - TENORM - 17th Street
9/11/2013	G105080	Page E.T.C	EQ, MI	P-2	1233119	Ton	22.7	Tract II - TENORM - 17th Street
9/11/2013	G105081	Page E.T.C	EQ, MI	0387	1233108	Ton	23.87	Tract II - TENORM - 17th Street
9/11/2013	G105082	Page E.T.C	EQ, MI	1690	1233111	Ton	22.57	Tract II - TENORM - 17th Street
9/11/2013	G105083	Page E.T.C	EQ, MI	P-1	1233107	Ton	24.57	Tract II - TENORM - 17th Street
9/11/2013	G105086	Page E.T.C	EQ, MI	4180	1233147	Ton	23.77	Tract II - TENORM - 17th Street
9/11/2013	G105087	Page E.T.C	EQ, MI	8752	1233148	Ton	23.11	Tract II - TENORM - 17th Street
9/11/2013	G105089	Page E.T.C	EQ, MI	1689	1233150	Ton	22.11	Tract II - TENORM - 17th Street
9/11/2013	G105092	Page E.T.C	EQ, MI	9463	1233149	Ton	25.37	Tract II - TENORM - 17th Street
9/11/2013	G105098	Page E.T.C	EQ, MI	3245	1233151	Ton	22.53	Tract II - TENORM - 17th Street
9/12/2013	G105093	Price Trucking	EQ, MI	13800	1233198	Ton	16.88	Tract II - TENORM - 17th Street
9/12/2013	G105094	US Bulk	EQ, MI	197	1233173	Ton	22.18	Tract II - TENORM - 17th Street
9/12/2013	G105095	Page E.T.C	EQ, MI	123	1233174	Ton	22.42	Tract II - TENORM - 17th Street

Table 2
Summary of Waste Disposed Off-Site
Tract II Remediation
Niagara Falls, New York

Scale Ticket Date	OSC Tracking No.	Transport Company	Source / Receiver Company	Driver / Truck ID	Scale Ticket No.	Scale Ticket Unit of Measure	Scale Ticket Quantity	Notes
9/12/2013	G105099	US Bulk	EQ, MI	327	1233152	Ton	20.97	Tract II - TENORM - 17th Street
9/12/2013	G105150	US Bulk	EQ, MI	156	1233154	Ton	23.52	Tract II - TENORM - 17th Street
9/12/2013	G105151	US Bulk	EQ, MI	185	1233155	Ton	22.29	Tract II - TENORM - 17th Street
9/12/2013	G105155	US Bulk	EQ, MI	1215	1233158	Ton	27.52	Tract II - TENORM - 17th Street
9/12/2013	G105159	US Bulk	EQ, MI	1218	1233156	Ton	22.06	Tract II - TENORM - 17th Street
9/12/2013	G105160	US Bulk	EQ, MI	1278	1233157	Ton	24.56	Tract II - TENORM - 17th Street
9/12/2013	G105164	US Bulk	EQ, MI	1210	1233161	Ton	26.34	Tract II - TENORM - 17th Street
9/12/2013	G105169	US Bulk	EQ, MI	192-2	1233159	Ton	24.41	Tract II - TENORM - 17th Street
9/12/2013	G105170	Page E.T.C	EQ, MI	1083	1233164	Ton	27.08	Tract II - TENORM - 17th Street
9/12/2013	G105171	Page E.T.C	EQ, MI	3056	1233160	Ton	26.71	Tract II - TENORM - 17th Street
9/12/2013	G105172	Page E.T.C	EQ, MI	1690	1233163	Ton	22.34	Tract II - TENORM - 17th Street
9/12/2013	G105173	Page E.T.C	EQ, MI	0387	1233162	Ton	21.85	Tract II - TENORM - 17th Street
9/13/2013	G105091	Price Trucking	EQ, MI	13400	1233215	Ton	27.88	Tract II - TENORM - 17th Street
9/13/2013	G105183	US Bulk	EQ, MI	5740	1233220	Ton	30.65	Tract II - TENORM - 17th Street
9/18/2013	G105315	Modern	Modern	M1367	1002280043	Ton	9.02	Tract II - Landfill Debris C&D
9/18/2013	G105317	Modern	Modern	M1367	1002280113	Ton	4.55	Tract II - Landfill Debris C&D
9/19/2013	G105345	Modern	Modern	M1207	1002280662	Ton	5.59	Tract II - Landfill Debris C&D
9/19/2013	G105347	Modern	Modern	M1207	1002280750	Ton	8.13	Tract II - Landfill Debris C&D
9/25/2013	G105421	Niagara Metals	Niagara Metals	54	405435	Ton	6.30	Tract II - Steel
9/25/2013	G105422	Niagara Metals	Niagara Metals	54	405503	Ton	13.50	Tract II - Steel
9/25/2013	G105430	Niagara Metals	Niagara Metals	54	405561	Ton	9.78	Tract II - Steel
9/25/2013	G105434	Niagara Metals	Niagara Metals	54	405797	Ton	8.04	Tract II - Steel
9/25/2013	G105438	Niagara Metals	Niagara Metals	54	405890	Ton	8.96	Tract II - Steel
9/25/2013	G105442	Niagara Metals	Niagara Metals	54	405725	Ton	5.69	Tract II - Steel
9/25/2013	G105443	Niagara Metals	Niagara Metals	54	405613	Ton	9.08	Tract II - Steel
9/27/2013	G105473	Niagara Metals	Niagara Metals	64	406736	Ton	5.17	Tract II - Steel
9/27/2013	G105476	Niagara Metals	Niagara Metals	64	406800	Ton	5.26	Tract II - Steel
10/3/2013	G105485	Modern	Model City, NY	2077	1002284824	Ton	14.25	Tract II - Landfill Debris C&D
10/3/2013	G105486	Modern	Model City, NY	2077	1002284883	Ton	12.94	Tract II - Landfill Debris C&D
10/4/2013	G105487	U.S. Bulk	EQ, MI	197	1234105	Ton	21.27	Tract II - Tenorm IIF
10/4/2013	G105488	U.S. Bulk	EQ, MI	9112	1234012	Ton	21.33	Tract II - Tenorm IIF
10/4/2013	G105489	U.S. Bulk	EQ, MI	8752	1234015	Ton	22.55	Tract II - Tenorm IIF
10/4/2013	G105490	U.S. Bulk	EQ, MI	4428	1234014	Ton	21.58	Tract II - Tenorm IIF
10/4/2013	G105491	U.S. Bulk	EQ, MI	311	1234028	Ton	38.56	Tract II - Tenorm IIF
10/4/2013	G105492	U.S. Bulk	EQ, MI	317	1234031	Ton	24.54	Tract II - Tenorm IIF
10/4/2013	G105493	U.S. Bulk	EQ, MI	242	1234072	Ton	23.72	Tract II - Tenorm IIF
10/4/2013	G105494	U.S. Bulk	EQ, MI	311	1234022	Ton	23.11	Tract II - Tenorm IIF
10/7/2013	G105495	U.S. Bulk	EQ, MI	US1	1234051	Ton	23.83	Tract II - Tenorm IIF
10/7/2013	G105496	U.S. Bulk	EQ, MI	373	1234058	Ton	23.69	Tract II - Tenorm IIF
10/7/2013	G105497	U.S. Bulk	EQ, MI	17	1234053	Ton	20.97	Tract II - Tenorm IIF
10/8/2013	G105498	Modern	Modern	M0097		NA	12.00	Tract II - Landfill Debris C&D / Tires
10/29/2013	G105379	Pariso / Modern	Modern	PARISO	1002292065	Ton	25.03	Tract II - NonHaz Screen Spoils - Rad
10/29/2013	G105380	Pariso / Modern	Modern	PARISO	1002292071	Ton	27.51	Tract II - NonHaz Screen Spoils - Rad
10/29/2013	G105381	Pariso / Modern	Modern	PARISO	1002292089	Ton	24.08	Tract II - NonHaz Screen Spoils - Rad
10/29/2013	G105382	Pariso / Modern	Modern	PARISO	1002292096	Ton	25.30	Tract II - NonHaz Screen Spoils - Rad
10/29/2013	G105383	Pariso / Modern	Modern	PARISO	1002292104	Ton	22.08	Tract II - NonHaz Screen Spoils - Rad

Table 2
Summary of Waste Disposed Off-Site
Tract II Remediation
Niagara Falls, New York

Scale Ticket Date	OSC Tracking No.	Transport Company	Source / Receiver Company	Driver / Truck ID	Scale Ticket No.	Scale Ticket Unit of Measure	Scale Ticket Quantity	Notes
10/29/2013	G105384	Pariso / Modern	Modern	PARISO	1002292109	Ton	23.34	Tract II - NonHaz Screen Spoils - Rad
10/29/2013	G105385	Pariso / Modern	Modern	PARISO	1002292142	Ton	19.91	Tract II - NonHaz Screen Spoils - Rad
10/29/2013	G105386	Pariso / Modern	Modern	PARISO	1002292146	Ton	23.78	Tract II - NonHaz Screen Spoils - Rad
10/29/2013	G105387	Pariso / Modern	Modern	PARISO	1002292163	Ton	26.07	Tract II - NonHaz Screen Spoils - Rad
10/29/2013	G105388	Pariso / Modern	Modern	PARISO	1002292201	Ton	24.12	Tract II - NonHaz Screen Spoils - Rad
10/29/2013	G105389	Pariso / Modern	Modern	PARISO	1002292211	Ton	24.10	Tract II - NonHaz Screen Spoils - Rad
10/29/2013	G105390	Pariso / Modern	Modern	PARISO	1002292234	Ton	25.78	Tract II - NonHaz Screen Spoils - Rad
10/29/2013	G105391	Pariso / Modern	Modern	PARISO	1002292250	Ton	23.44	Tract II - NonHaz Screen Spoils - Rad
10/29/2013	G105392	Pariso / Modern	Modern	PARISO	1002292259	Ton	23.41	Tract II - NonHaz Screen Spoils - Rad
10/29/2013	G105393	Pariso / Modern	Modern	PARISO	1002292273	Ton	26.27	Tract II - NonHaz Screen Spoils - Rad
10/29/2013	G105394	Pariso / Modern	Modern	PARISO	1002292275	Ton	18.81	Tract II - NonHaz Screen Spoils - Rad
11/4/2013	G104350	Niagara Metals	Niagara Metals	320	425238	Ton	6.76	Tract II - Steel
11/4/2013	G104352	Niagara Metals	Niagara Metals	361	425199	Ton	6.04	Tract II - Steel
11/4/2013	G104353	Niagara Metals	Niagara Metals	361	425285	Ton	3.08	Tract II - Steel
11/4/2013	G104354	Niagara Metals	Niagara Metals	320	425174	Ton	4.82	Tract II - Steel
11/6/2013	G104300	Niagara Metals	Niagara Metals	3042	426444	Ton	6.20	Tract II - Steel
11/8/2013	G104302	Shepard Materials	Brightfields II	180	469	Ton	23.97	Tract II - LKD
11/11/2013	G104303	Niagara Metals	Niagara Metals	320	428677	Ton	5.19	Tract II - Steel
11/11/2013	G104304	Shepard Materials	Brightfields II	56	096	Ton	32.10	Tract II - LKD
11/11/2013	G104385	Niagara Metals	Niagara Metals	360	428636	Ton	3.69	Tract II - Steel
11/12/2013	G104336	Pariso / Modern	Modern	M2262	1002295858	Ton	24.02	Tract II - Oversize / Screen
11/12/2013	G104343	Pariso / Modern	Modern	PARISO	1002295872	Ton	20.13	Tract II - Oversize / Screen
11/12/2013	G104344	Pariso / Modern	Modern	PARISO	1002295866	Ton	22.32	Tract II - Oversize / Screen
11/12/2013	G104345	Pariso / Modern	Modern	PARISO	1002295874	Ton	21.24	Tract II - Oversize / Screen
11/12/2013	G104347	Pariso / Modern	Modern	M2262	1002295766	Ton	21.93	Tract II - Oversize / Screen
11/12/2013	G104348	Pariso / Modern	Modern	M2262	1002295599	Ton	21.10	Tract II - Oversize / Screen
11/12/2013	G104349	Pariso / Modern	Modern	M2262	1002295648	Ton	20.79	Tract II - Oversize / Screen
11/12/2013	G104462	Pariso / Modern	Modern	PARISO	1002295971	Ton	24.30	Tract II - Parking Garage Concrete
11/12/2013	G104463	Pariso / Modern	Modern	PARISO	1002295982	Ton	23.88	Tract II - Parking Garage Concrete
11/12/2013	G104464	Pariso / Modern	Modern	PARISO	1002295990	Ton	24.28	Tract II - Parking Garage Concrete
11/12/2013	G104465	Pariso / Modern	Modern	PARISO	1002295995	Ton	24.89	Tract II - Parking Garage Concrete
11/12/2013	G104466	Pariso / Modern	Modern	PARISO	1002295997	Ton	21.59	Tract II - Parking Garage Concrete
11/12/2013	G104467	Pariso / Modern	Modern	PARISO	1002296002	Ton	24.12	Tract II - Parking Garage Concrete
11/12/2013	G104468	Pariso / Modern	Modern	PARISO	1002296003	Ton	24.71	Tract II - Parking Garage Concrete
11/12/2013	G104469	Pariso / Modern	Modern	PARISO	1002296006	Ton	26.21	Tract II - Parking Garage Concrete
11/12/2013	G104470	Pariso / Modern	Modern	PARISO	1002296010	Ton	23.61	Tract II - Parking Garage Concrete
11/12/2013	G104471	Pariso / Modern	Modern	PARISO	1002296011	Ton	22.33	Tract II - Parking Garage Concrete
11/12/2013	G104472	Pariso / Modern	Modern	PARISO	1002296013	Ton	23.39	Tract II - Parking Garage Concrete
11/12/2013	G104473	Pariso / Modern	Modern	PARISO	1002296014	Ton	27.66	Tract II - Parking Garage Concrete
11/12/2013	G105305	Pariso / Modern	Modern	PARISO	1002295611	Ton	19.76	Tract II - Oversize / Screen
11/12/2013	G105306	Pariso / Modern	Modern	PARISO	1002295605	Ton	22.34	Tract II - Oversize / Screen
11/12/2013	G105307	Pariso / Modern	Modern	PARISO	1002295613	Ton	25.36	Tract II - Oversize / Screen
11/12/2013	G105308	Pariso / Modern	Modern	PARISO	1002295624	Ton	21.31	Tract II - Oversize / Screen
11/12/2013	G105309	Pariso / Modern	Modern	PARISO	1002295630	Ton	20.75	Tract II - Oversize / Screen
11/12/2013	G105310	Pariso / Modern	Modern	PARISO	1002295633	Ton	21.30	Tract II - Oversize / Screen
11/12/2013	G105311	Pariso / Modern	Modern	PARISO	1002295655	Ton	22.64	Tract II - Oversize / Screen

Table 2
Summary of Waste Disposed Off-Site
Tract II Remediation
Niagara Falls, New York

Scale Ticket Date	OSC Tracking No.	Transport Company	Source / Receiver Company	Driver / Truck ID	Scale Ticket No.	Scale Ticket Unit of Measure	Scale Ticket Quantity	Notes
11/12/2013	G105312	Pariso / Modern	Modern	PARISO	1002295646	Ton	22.29	Tract II - Oversize / Screen
11/12/2013	G105313	Pariso / Modern	Modern	PARISO	1002295657	Ton	23.77	Tract II - Oversize / Screen
11/12/2013	G105314	Pariso / Modern	Modern	PARISO	1002295664	Ton	26.17	Tract II - Oversize / Screen
11/12/2013	G105315	Pariso / Modern	Modern	PARISO	1002295665	Ton	17.62	Tract II - Oversize / Screen
11/12/2013	G105316	Pariso / Modern	Modern	PARISO	1002295688	Ton	22.51	Tract II - Oversize / Screen
11/12/2013	G105317	Pariso / Modern	Modern	PARISO	1002295692	Ton	21.01	Tract II - Oversize / Screen
11/12/2013	G105318	Pariso / Modern	Modern	M2262	1002295707	Ton	20.20	Tract II - Oversize / Screen
11/12/2013	G105319	Pariso / Modern	Modern	PARISO	1002295710	Ton	23.03	Tract II - Oversize / Screen
11/12/2013	G105320	Pariso / Modern	Modern	PARISO	1002295715	Ton	27.12	Tract II - Oversize / Screen
11/12/2013	G105321	Pariso / Modern	Modern	PARISO	1002295723	Ton	23.69	Tract II - Oversize / Screen
11/12/2013	G105322	Pariso / Modern	Modern	PARISO	1002295732	Ton	21.86	Tract II - Oversize / Screen
11/12/2013	G105323	Pariso / Modern	Modern	PARISO	1002295738	Ton	22.24	Tract II - Oversize / Screen
11/12/2013	G105324	Pariso / Modern	Modern	PARISO	1002295749	Ton	19.41	Tract II - Oversize / Screen
11/12/2013	G105325	Pariso / Modern	Modern	PARISO	1002295752	Ton	22.85	Tract II - Oversize / Screen
11/12/2013	G105326	Pariso / Modern	Modern	PARISO	1002295775	Ton	21.68	Tract II - Oversize / Screen
11/12/2013	G105327	Pariso / Modern	Modern	PARISO	1002295769	Ton	21.74	Tract II - Oversize / Screen
11/12/2013	G105328	Pariso / Modern	Modern	PARISO	1002295776	Ton	20.65	Tract II - Oversize / Screen
11/12/2013	G105329	Pariso / Modern	Modern	PARISO	1002295785	Ton	19.88	Tract II - Oversize / Screen
11/12/2013	G105330	Pariso / Modern	Modern	PARISO	1002295788	Ton	22.35	Tract II - Oversize / Screen
11/12/2013	G105331	Pariso / Modern	Modern	PARISO	1002295795	Ton	20.49	Tract II - Oversize / Screen
11/12/2013	G105332	Pariso / Modern	Modern	PARISO	1002295798	Ton	21.25	Tract II - Oversize / Screen
11/12/2013	G105333	Pariso / Modern	Modern	PARISO	1002295809	Ton	21.68	Tract II - Oversize / Screen
11/12/2013	G105334	Pariso / Modern	Modern	PARISO	1002295817	Ton	26.11	Tract II - Oversize / Screen
11/12/2013	G105335	Pariso / Modern	Modern	PARISO	1002295822	Ton	25.89	Tract II - Oversize / Screen
11/12/2013	G105337	Pariso / Modern	Modern	PARISO	1002295828	Ton	25.83	Tract II - Oversize / Screen
11/12/2013	G105338	Pariso / Modern	Modern	PARISO	1002295836	Ton	27.13	Tract II - Oversize / Screen
11/12/2013	G105339	Pariso / Modern	Modern	PARISO	1002295840	Ton	24.43	Tract II - Oversize / Screen
11/12/2013	G105340	Pariso / Modern	Modern	PARISO	1002295851	Ton	21.75	Tract II - Oversize / Screen
11/12/2013	G105341	Pariso / Modern	Modern	PARISO	1002295852	Ton	23.48	Tract II - Oversize / Screen
11/12/2013	G105346	Pariso / Modern	Modern	M2262	1002295806	Ton	22.45	Tract II - Oversize / Screen
11/13/2013	G104474	Pariso / Modern	Modern	PARISO	1002296044	Ton	26.37	Tract II - Parking Garage Concrete
11/13/2013	G104475	Pariso / Modern	Modern	PARISO	1002296047	Ton	26.25	Tract II - Parking Garage Concrete
11/13/2013	G104476	Pariso / Modern	Modern	PARISO	1002296083	Ton	13.28	Tract II - Parking Garage Concrete
11/13/2013	G104477	Pariso / Modern	Modern	PARISO	1002296087	Ton	26.38	Tract II - Parking Garage Concrete
11/13/2013	G104478	Pariso / Modern	Modern	PARISO	1002296096	Ton	20.70	Tract II - Parking Garage Concrete
11/13/2013	G104479	Pariso / Modern	Modern	PARISO	1002296132	Ton	19.90	Tract II - Parking Garage Concrete
11/13/2013	G104480	Pariso / Modern	Modern	PARISO	1002296130	Ton	19.74	Tract II - Parking Garage Concrete
11/13/2013	G104481	Pariso / Modern	Modern	PARISO	1002296131	Ton	25.42	Tract II - Parking Garage Concrete
11/13/2013	G104482	Pariso / Modern	Modern	PARISO	1002296167	Ton	21.89	Tract II - Parking Garage Concrete
11/21/2013	G104418	Niagara Metals	Niagara Metals	375		Ton	5.00	Tract II - Steel
11/21/2013	G104419	Niagara Metals	Niagara Metals	375		Ton	5.00	Tract II - Steel
12/3/2013	G104422	Niagara Metals	Niagara Metals	64	437827	Ton	5.16	Tract II - Steel
12/11/2013	G104483	Pariso / Modern	Modern	PARISO	1002304366	Ton	21.40	Tract II - Oversize / Screen
12/11/2013	G104484	Pariso / Modern	Modern	PARISO	1002304367	Ton	22.89	Tract II - Oversize / Screen
12/11/2013	G104485	Pariso / Modern	Modern	PARISO	1002304374	Ton	20.73	Tract II - Oversize / Screen
12/11/2013	G104486	Pariso / Modern	Modern	PARISO	1002304376	Ton	25.30	Tract II - Oversize / Screen

Table 2
Summary of Waste Disposed Off-Site
Tract II Remediation
Niagara Falls, New York

Scale Ticket Date	OSC Tracking No.	Transport Company	Source / Receiver Company	Driver / Truck ID	Scale Ticket No.	Scale Ticket Unit of Measure	Scale Ticket Quantity	Notes
12/11/2013	G104487	Pariso / Modern	Modern	PARISO	1002304382	Ton	24.83	Tract II - Oversize / Screen
12/11/2013	G104488	Pariso / Modern	Modern	PARISO	1002304411	Ton	22.53	Tract II - Oversize / Screen
12/11/2013	G104489	Pariso / Modern	Modern	PARISO	1002304413	Ton	24.15	Tract II - Oversize / Screen
12/11/2013	G104490	Pariso / Modern	Modern	PARISO	1002304422	Ton	23.67	Tract II - Oversize / Screen
12/11/2013	G104491	Pariso / Modern	Modern	PARISO	1002304424	Ton	23.21	Tract II - Oversize / Screen
12/11/2013	G104492	Pariso / Modern	Modern	PARISO	1002304471	Ton	21.72	Tract II - Oversize / Screen
12/11/2013	G104493	Pariso / Modern	Modern	PARISO	1002304478	Ton	22.19	Tract II - Oversize / Screen
12/11/2013	G104494	Pariso / Modern	Modern	PARISO	1002304482	Ton	24.26	Tract II - Oversize / Screen
12/11/2013	G104495	Pariso / Modern	Modern	PARISO	1002304485	Ton	24.54	Tract II - Oversize / Screen
12/11/2013	G104496	Pariso / Modern	Modern	PARISO	1002304499	Ton	24.44	Tract II - Oversize / Screen
12/11/2013	G104497	Pariso / Modern	Modern	PARISO	1002304512	Ton	22.59	Tract II - Oversize / Screen
12/11/2013	G104498	Pariso / Modern	Modern	PARISO	1002304520	Ton	22.85	Tract II - Oversize / Screen
12/11/2013	G104499	Pariso / Modern	Modern	PARISO	1002304527	Ton	24.33	Tract II - Oversize / Screen
12/11/2013	G105700	Pariso / Modern	Modern	PARISO	1002304533	Ton	24.06	Tract II - Oversize / Screen
12/11/2013	G105701	Pariso / Modern	Modern	PARISO	1002304549	Ton	24.29	Tract II - Oversize / Screen
12/11/2013	G105702	Pariso / Modern	Modern	PARISO	1002304553	Ton	22.77	Tract II - Oversize / Screen
12/11/2013	G105703	Pariso / Modern	Modern	PARISO	1002304586	Ton	23.78	Tract II - Oversize / Screen
12/11/2013	G105704	Pariso / Modern	Modern	PARISO	1002304577	Ton	21.74	Tract II - Oversize / Screen
12/11/2013	G105705	Pariso / Modern	Modern	PARISO	1002304587	Ton	19.46	Tract II - Oversize / Screen
12/11/2013	G105706	Pariso / Modern	Modern	PARISO	1002304593	Ton	20.52	Tract II - Oversize / Screen
12/11/2013	G105707	Pariso / Modern	Modern	PARISO	1002304603	Ton	22.07	Tract II - Oversize / Screen
12/11/2013	G105708	Pariso / Modern	Modern	PARISO	1002304609	Ton	22.61	Tract II - Oversize / Screen
12/11/2013	G105709	Pariso / Modern	Modern	PARISO	1002304616	Ton	21.29	Tract II - Oversize / Screen
12/11/2013	G105710	Pariso / Modern	Modern	PARISO	1002304635	Ton	22.31	Tract II - Oversize / Screen
12/11/2013	G105711	Pariso / Modern	Modern	PARISO	1002304638	Ton	23.20	Tract II - Oversize / Screen
12/11/2013	G105712	Pariso / Modern	Modern	PARISO	1002304642	Ton	23.31	Tract II - Oversize / Screen
12/11/2013	G105713	Pariso / Modern	Modern	PARISO	1002304649	Ton	23.76	Tract II - Oversize / Screen
12/11/2013	G105714	Pariso / Modern	Modern	PARISO	1002304661	Ton	24.69	Tract II - Oversize / Screen
12/11/2013	G105715	Pariso / Modern	Modern	PARISO	1002304703	Ton	25.16	Tract II - Oversize / Screen
12/11/2013	G105716	Pariso / Modern	Modern	PARISO	1002304702	Ton	24.17	Tract II - Oversize / Screen
12/11/2013	G105717	Pariso / Modern	Modern	PARISO	1002304716	Ton	26.64	Tract II - Oversize / Screen
12/11/2013	G105718	Pariso / Modern	Modern	PARISO	1002304712	Ton	24.76	Tract II - Oversize / Screen
12/11/2013	G105719	Pariso / Modern	Modern	PARISO	1002304719	Ton	26.70	Tract II - Oversize / Screen
12/11/2013	G105720	Pariso / Modern	Modern	PARISO	1002304707	Ton	24.48	Tract II - Oversize / Screen
12/11/2013	G105721	Pariso / Modern	Modern	PARISO	1002304723	Ton	25.32	Tract II - Oversize / Screen
12/11/2013	G105722	Pariso / Modern	Modern	PARISO	1002304738	Ton	24.56	Tract II - Oversize / Screen
12/11/2013	G105723	Pariso / Modern	Modern	PARISO	1002304752	Ton	25.23	Tract II - Oversize / Screen
12/11/2013	G105724	Pariso / Modern	Modern	PARISO	1002304754	Ton	22.96	Tract II - Oversize / Screen
12/11/2013	G105725	Pariso / Modern	Modern	PARISO	1002304753	Ton	24.33	Tract II - Oversize / Screen
12/11/2013	G105726	Pariso / Modern	Modern	PARISO	1002304758	Ton	24.50	Tract II - Oversize / Screen
12/11/2013	G105727	Pariso / Modern	Modern	PARISO	1002304764	Ton	26.34	Tract II - Oversize / Screen
12/11/2013	G105728	Pariso / Modern	Modern	PARISO	1002304766	Ton	24.05	Tract II - Oversize / Screen
12/11/2013	G105729	Pariso / Modern	Modern	PARISO	1002304769	Ton	24.13	Tract II - Oversize / Screen
12/11/2013	G105755	Niagara Metals	Niagara Metals	62	441466	Ton	5.83	Tract II - Steel
12/12/2013	G105730	Pariso / Modern	Modern	PARISO	1002304826	Ton	22.38	Tract II - Oversize / Screen
12/12/2013	G105731	Pariso / Modern	Modern	PARISO	1002304836	Ton	23.46	Tract II - Oversize / Screen

Table 2
Summary of Waste Disposed Off-Site
Tract II Remediation
Niagara Falls, New York

Scale Ticket Date	OSC Tracking No.	Transport Company	Source / Receiver Company	Driver / Truck ID	Scale Ticket No.	Scale Ticket Unit of Measure	Scale Ticket Quantity	Notes
12/12/2013	G105732	Pariso / Modern	Modern	PARISO	1002304841	Ton	23.80	Tract II - Oversize / Screen
12/12/2013	G105733	Pariso / Modern	Modern	PARISO	1002304844	Ton	24.63	Tract II - Oversize / Screen
12/12/2013	G105734	Pariso / Modern	Modern	PARISO	1002304851	Ton	25.82	Tract II - Oversize / Screen
12/12/2013	G105735	Pariso / Modern	Modern	PARISO	1002304869	Ton	25.02	Tract II - Oversize / Screen
12/12/2013	G105736	Pariso / Modern	Modern	PARISO	1002304877	Ton	26.84	Tract II - Oversize / Screen
12/12/2013	G105737	Pariso / Modern	Modern	PARISO	1002304888	Ton	26.58	Tract II - Oversize / Screen
12/12/2013	G105738	Pariso / Modern	Modern	PARISO	1002304892	Ton	24.16	Tract II - Oversize / Screen
12/12/2013	G105739	Pariso / Modern	Modern	PARISO	1002304900	Ton	28.38	Tract II - Oversize / Screen
12/12/2013	G105740	Pariso / Modern	Modern	PARISO	1002304928	Ton	23.36	Tract II - Oversize / Screen
12/12/2013	G105741	Pariso / Modern	Modern	PARISO	1002304934	Ton	24.01	Tract II - Oversize / Screen
12/12/2013	G105742	Pariso / Modern	Modern	PARISO	1002304945	Ton	24.17	Tract II - Oversize / Screen
12/12/2013	G105743	Pariso / Modern	Modern	PARISO	1002304948	Ton	24.10	Tract II - Oversize / Screen
12/12/2013	G105744	Pariso / Modern	Modern	PARISO	1002304955	Ton	26.66	Tract II - Oversize / Screen
12/12/2013	G105745	Pariso / Modern	Modern	PARISO	1002304975	Ton	23.29	Tract II - Oversize / Screen
12/12/2013	G105746	Pariso / Modern	Modern	PARISO	1002304988	Ton	22.00	Tract II - Oversize / Screen
12/12/2013	G105747	Pariso / Modern	Modern	PARISO	1002304989	Ton	22.18	Tract II - Oversize / Screen
12/12/2013	G105748	Pariso / Modern	Modern	PARISO	1002304992	Ton	23.38	Tract II - Oversize / Screen
12/12/2013	G105749	Pariso / Modern	Modern	PARISO	1002304995	Ton	26.01	Tract II - Oversize / Screen
12/12/2013	G105800	Pariso / Modern	Modern	PARISO	1002305012	Ton	21.81	Tract II - Oversize / Screen
12/12/2013	G105801	Pariso / Modern	Modern	PARISO	1002305022	Ton	21.24	Tract II - Oversize / Screen
12/12/2013	G105802	Pariso / Modern	Modern	PARISO	1002305028	Ton	23.08	Tract II - Oversize / Screen
12/12/2013	G105803	Pariso / Modern	Modern	PARISO	1002305040	Ton	24.05	Tract II - Oversize / Screen
12/12/2013	G105804	Pariso / Modern	Modern	PARISO	1002305041	Ton	21.92	Tract II - Oversize / Screen
12/12/2013	G105805	Pariso / Modern	Modern	PARISO	1002305054	Ton	21.73	Tract II - Oversize / Screen
12/12/2013	G105806	Pariso / Modern	Modern	PARISO	1002305083	Ton	24.77	Tract II - Oversize / Screen
12/12/2013	G105807	Pariso / Modern	Modern	PARISO	1002305089	Ton	24.70	Tract II - Oversize / Screen
12/12/2013	G105808	Pariso / Modern	Modern	PARISO	1002305100	Ton	22.09	Tract II - Oversize / Screen
12/12/2013	G105809	Pariso / Modern	Modern	PARISO	1002305104	Ton	24.05	Tract II - Oversize / Screen
12/12/2013	G105810	Pariso / Modern	Modern	PARISO	1002305118	Ton	26.74	Tract II - Oversize / Screen
12/12/2013	G105811	Pariso / Modern	Modern	PARISO	1002305064	Ton	28.35	Tract II - Oversize / Screen
12/12/2013	G105812	Pariso / Modern	Modern	PARISO	1002305129	Ton	24.60	Tract II - Oversize / Screen
12/12/2013	G105813	Pariso / Modern	Modern	PARISO	1002305130	Ton	21.04	Tract II - Oversize / Screen
12/12/2013	G105814	Pariso / Modern	Modern	PARISO	1002305143	Ton	25.36	Tract II - Oversize / Screen
12/12/2013	G105815	Pariso / Modern	Modern	PARISO	1002305153	Ton	25.34	Tract II - Oversize / Screen
12/12/2013	G105816	Pariso / Modern	Modern	PARISO	1002305149	Ton	24.44	Tract II - Oversize / Screen
12/12/2013	G105817	Pariso / Modern	Modern	PARISO	1002305167	Ton	25.08	Tract II - Oversize / Screen
12/12/2013	G105818	Pariso / Modern	Modern	PARISO	1002305173	Ton	24.93	Tract II - Oversize / Screen
12/12/2013	G105819	Pariso / Modern	Modern	PARISO	1002305184	Ton	23.14	Tract II - Oversize / Screen
12/13/2013	G105821	Pariso / Modern	Modern	M1882	1002305274	Ton	24.33	Tract II - Oversize / Screen
12/13/2013	G105822	Pariso / Modern	Modern	M1882	1002305229	Ton	21.34	Tract II - Oversize / Screen
12/13/2013	G105823	Pariso / Modern	Modern	PARISO	1002305231	Ton	23.34	Tract II - Oversize / Screen
12/13/2013	G105824	Pariso / Modern	Modern	PARISO	1002305264	Ton	23.67	Tract II - Oversize / Screen
12/13/2013	G105825	Pariso / Modern	Modern	M1882	1002305323	Ton	20.15	Tract II - Oversize / Screen
12/13/2013	G105826	Pariso / Modern	Modern	PARISO	1002305344	Ton	24.62	Tract II - Oversize / Screen
12/13/2013	G105827	Pariso / Modern	Modern	M1882	1002305404	Ton	20.95	Tract II - Oversize / Screen
12/13/2013	G105828	Pariso / Modern	Modern	PARISO	1002305382	Ton	24.96	Tract II - Oversize / Screen

Table 2
Summary of Waste Disposed Off-Site
Tract II Remediation
Niagara Falls, New York

Scale Ticket Date	OSC Tracking No.	Transport Company	Source / Receiver Company	Driver / Truck ID	Scale Ticket No.	Scale Ticket Unit of Measure	Scale Ticket Quantity	Notes
12/13/2013	G105829	Pariso / Modern	Modern	PARISO	1002305447	Ton	26.01	Tract II - Oversize / Screen
12/16/2013	G105831	Niagara Metals	Niagara Metals	3014	442791	Ton	2.93	Tract II - Steel
12/23/2013	G105840	Niagara Metals	Niagara Metals	68	444485	Ton	3.15	Tract II - Steel
12/23/2013	G105841	Niagara Metals	Niagara Metals	68	444524	Ton	2.60	Tract II - Steel
12/23/2013	G105842	Niagara Metals	Niagara Metals	330	444431	Ton	3.48	Tract II - Steel
12/23/2013	G105843	Niagara Metals	Niagara Metals	374	444455	Ton	3.38	Tract II - Steel
1/3/2014	G105848	Modern	Modern	9A073	1002309872	Ton	5.42	Tract II - Landfill Debris C&D
1/3/2014	G105849	Modern	Modern	9A073	1002309926	Ton	4.57	Tract II - Landfill Debris C&D
1/21/2014	G105763	Pariso / Modern	Modern	PARISO	1002314044	Ton	20.01	Tract II - Oversize / Screen
1/21/2014	G105764	Pariso / Modern	Modern	PARISO	1002314098	Ton	20.57	Tract II - Oversize / Screen
1/21/2014	G105765	Pariso / Modern	Modern	PARISO	1002314104	Ton	22.39	Tract II - Oversize / Screen
1/21/2014	G105766	Pariso / Modern	Modern	PARISO	1002314050	Ton	19.52	Tract II - Oversize / Screen
1/21/2014	G105767	Pariso / Modern	Modern	PARISO	1002314058	Ton	19.45	Tract II - Oversize / Screen
1/21/2014	G105768	Pariso / Modern	Modern	PARISO	1002314108	Ton	20.65	Tract II - Oversize / Screen
1/21/2014	G105769	Pariso / Modern	Modern	PARISO	1002314060	Ton	19.40	Tract II - Oversize / Screen
1/21/2014	G105770	Pariso / Modern	Modern	PARISO	1002314111	Ton	22.36	Tract II - Oversize / Screen
1/21/2014	G105771	Pariso / Modern	Modern	PARISO	1002314138	Ton	23.05	Tract II - Oversize / Screen
1/21/2014	G105772	Pariso / Modern	Modern	PARISO	1002314183	Ton	18.33	Tract II - Oversize / Screen
1/21/2014	G105773	Pariso / Modern	Modern	PARISO	1002314188	Ton	17.14	Tract II - Oversize / Screen
1/21/2014	G105774	Pariso / Modern	Modern	PARISO	1002314148	Ton	20.46	Tract II - Oversize / Screen
1/21/2014	G105775	Pariso / Modern	Modern	PARISO	1002314153	Ton	17.26	Tract II - Oversize / Screen
1/21/2014	G105776	Pariso / Modern	Modern	PARISO	1002314194	Ton	15.90	Tract II - Oversize / Screen
1/21/2014	G105777	Pariso / Modern	Modern	PARISO	1002314161	Ton	16.10	Tract II - Oversize / Screen
1/21/2014	G105778	Pariso / Modern	Modern	PARISO	1002314201	Ton	15.50	Tract II - Oversize / Screen
1/21/2014	G105779	Pariso / Modern	Modern	PARISO	1002314282	Ton	18.29	Tract II - Oversize / Screen
1/21/2014	G105780	Pariso / Modern	Modern	PARISO	1002314229	Ton	19.43	Tract II - Oversize / Screen
1/21/2014	G105781	Pariso / Modern	Modern	PARISO	1002314239	Ton	21.01	Tract II - Oversize / Screen
1/21/2014	G105782	Pariso / Modern	Modern	PARISO	1002314287	Ton	17.78	Tract II - Oversize / Screen
1/21/2014	G105783	Pariso / Modern	Modern	PARISO	1002314247	Ton	18.64	Tract II - Oversize / Screen
1/21/2014	G105784	Pariso / Modern	Modern	PARISO	1002314299	Ton	16.86	Tract II - Oversize / Screen
1/21/2014	G105785	Pariso / Modern	Modern	PARISO	1002314252	Ton	18.82	Tract II - Oversize / Screen
1/21/2014	G105786	Pariso / Modern	Modern	PARISO	1002314306	Ton	16.57	Tract II - Oversize / Screen
1/21/2014	G105787	Pariso / Modern	Modern	PARISO	1002314272	Ton	18.99	Tract II - Oversize / Screen
1/21/2014	G105788	Pariso / Modern	Modern	PARISO	1002314275	Ton	16.65	Tract II - Oversize / Screen
1/21/2014	G105789	Pariso / Modern	Modern	PARISO	1002314333	Ton	17.95	Tract II - Oversize / Screen
1/21/2014	G105790	Pariso / Modern	Modern	PARISO	1002314326	Ton	17.14	Tract II - Oversize / Screen
1/21/2014	G105791	Pariso / Modern	Modern	PARISO	1002314346	Ton	17.07	Tract II - Oversize / Screen
1/21/2014	G105792	Pariso / Modern	Modern	PARISO	1002314321	Ton	15.34	Tract II - Oversize / Screen
1/21/2014	G105793	Pariso / Modern	Modern	PARISO	1002314319	Ton	18.99	Tract II - Oversize / Screen
1/21/2014	G105794	Pariso / Modern	Modern	PARISO	1002314324	Ton	17.42	Tract II - Oversize / Screen
1/21/2014	G105795	Pariso / Modern	Modern	PARISO	1002314331	Ton	18.34	Tract II - Oversize / Screen
1/21/2014	G105796	Pariso / Modern	Modern	PARISO	1002314343	Ton	16.29	Tract II - Oversize / Screen
1/22/2014	G105797	Pariso / Modern	Modern	PARISO	1002314412	Ton	18.52	Tract II - Oversize / Screen
1/22/2014	G105798	Pariso / Modern	Modern	PARISO	1002314449	Ton	17.30	Tract II - Oversize / Screen
1/22/2014	G105799	Pariso / Modern	Modern	PARISO	1002314416	Ton	18.41	Tract II - Oversize / Screen
1/22/2014	G106050	Pariso / Modern	Modern	PARISO	1002314465	Ton	17.04	Tract II - Oversize / Screen

Table 2
Summary of Waste Disposed Off-Site
Tract II Remediation
Niagara Falls, New York

Scale Ticket Date	OSC Tracking No.	Transport Company	Source / Receiver Company	Driver / Truck ID	Scale Ticket No.	Scale Ticket Unit of Measure	Scale Ticket Quantity	Notes
1/22/2014	G106051	Pariso / Modern	Modern	PARISO	1002314498	Ton	17.58	Tract II - Oversize / Screen
1/22/2014	G106052	Pariso / Modern	Modern	PARISO	1002314512	Ton	16.93	Tract II - Oversize / Screen
1/22/2014	G106053	Pariso / Modern	Modern	PARISO	1002314461	Ton	16.97	Tract II - Oversize / Screen
1/22/2014	G106054	Pariso / Modern	Modern	PARISO	1002314523	Ton	17.10	Tract II - Oversize / Screen
1/22/2014	G106055	Pariso / Modern	Modern	PARISO	1002314473	Ton	19.15	Tract II - Oversize / Screen
1/22/2014	G106056	Pariso / Modern	Modern	PARISO	1002314543	Ton	20.99	Tract II - Oversize / Screen - Insitu
1/22/2014	G106057	Pariso / Modern	Modern	PARISO	1002314492	Ton	17.57	Tract II - Oversize / Screen
1/22/2014	G106058	Pariso / Modern	Modern	PARISO	1002314548	Ton	16.99	Tract II - Oversize / Screen - Insitu
1/22/2014	G106059	Pariso / Modern	Modern	PARISO	1002314554	Ton	20.03	Tract II - Oversize / Screen - Insitu
1/22/2014	G106060	Pariso / Modern	Modern	PARISO	1002314601	Ton	21.31	Tract II - Oversize / Screen - Insitu
1/22/2014	G106061	Pariso / Modern	Modern	PARISO	1002314610	Ton	19.15	Tract II - Oversize / Screen - Insitu
1/22/2014	G106062	Pariso / Modern	Modern	PARISO	1002314556	Ton	21.92	Tract II - Oversize / Screen - Insitu
1/22/2014	G106063	Pariso / Modern	Modern	PARISO	1002314605	Ton	19.06	Tract II - Oversize / Screen - Insitu
1/22/2014	G106064	Pariso / Modern	Modern	PARISO	1002314651	Ton	21.31	Tract II - Oversize / Screen - Insitu
1/22/2014	G106065	Pariso / Modern	Modern	PARISO	1002314592	Ton	19.07	Tract II - Oversize / Screen - Insitu
1/22/2014	G106066	Pariso / Modern	Modern	PARISO	1002314653	Ton	18.43	Tract II - Oversize / Screen - Insitu
1/22/2014	G106067	Pariso / Modern	Modern	PARISO	1002314656	Ton	18.82	Tract II - Oversize / Screen - Insitu
1/22/2014	G106068	Pariso / Modern	Modern	PARISO	1002314584	Ton	20.77	Tract II - Oversize / Screen - Insitu
1/22/2014	G106069	Pariso / Modern	Modern	PARISO	1002314704	Ton	20.11	Tract II - Oversize / Screen - Insitu
1/22/2014	G106070	Pariso / Modern	Modern	PARISO	1002314641	Ton	19.29	Tract II - Oversize / Screen - Insitu
1/22/2014	G106071	Pariso / Modern	Modern	PARISO	1002314663	Ton	22.58	Tract II - Oversize / Screen - Insitu
1/22/2014	G106072	Pariso / Modern	Modern	PARISO	1002314637	Ton	22.39	Tract II - Oversize / Screen - Insitu
1/22/2014	G106073	Pariso / Modern	Modern	PARISO	1002314691	Ton	18.12	Tract II - Oversize / Screen - Insitu
1/22/2014	G106074	Pariso / Modern	Modern	PARISO	1002314692	Ton	21.11	Tract II - Oversize / Screen - Insitu
1/22/2014	G106075	Pariso / Modern	Modern	PARISO	1002314695	Ton	19.07	Tract II - Oversize / Screen - Insitu
1/22/2014	G106076	Pariso / Modern	Modern	PARISO	1002314713	Ton	19.77	Tract II - Oversize / Screen - Insitu
1/23/2014	G106077	Pariso / Modern	Modern	PARISO	1002314787	Ton	19.37	Tract II - Oversize / Screen - Insitu
1/23/2014	G106079	Pariso / Modern	Modern	PARISO	1002314791	Ton	15.81	Tract II - Oversize / Screen - Insitu
1/23/2014	G106080	Pariso / Modern	Modern	PARISO	1002314842	Ton	21.80	Tract II - Oversize / Screen - Insitu
1/23/2014	G106081	Pariso / Modern	Modern	PARISO	1002314846	Ton	19.42	Tract II - Oversize / Screen - Insitu
2/11/2014	G106087	Modern	Modern	190	1002319014	Ton	17.85	Tract II - UST Contents
2/11/2014	G106088	Modern	Modern	239	1002318914	Ton	13.69	Tract II - UST Contents
2/11/2014	G106089	Modern	Modern	434	1002318967	Ton	19.36	Tract II - UST Contents
2/11/2014	Need to Write	Modern	Modern	Vac Truck	1002319143	Ton	11.08	Tract II - UST Contents
2/12/2014	G106090	Modern	Modern	20	1002319258	Ton	5.39	Tract II - Landfill Debris C&D
2/12/2014	G106092	Modern	Modern	20	1002319317	Ton	2.78	Tract II - UST Contents
2/12/2014	G106093	Modern	Modern	30	1002319371	Ton	22.37	Tract II - UST Contents
2/13/2014	G105856	Modern	Modern	30	1002319774	Ton	3.12	Tract II - UST Contents
2/13/2014	G106094	Modern	Modern	20	1002319494	Ton	9.72	Tract II - UST Contents
2/13/2014	G106096	Modern	Modern	30	1002319557	Ton	11.36	Tract II - UST Contents
2/18/2014	No OSC Ticket	Modern	Modern		1002320525	Ton	12.26	Tract II - UST Contents
2/26/2014	G105859	Modern	Modern	217	1002322462	Ton	19.21	Tract II - UST Soil
2/27/2014	G105862	Modern	Modern	246	1002323128	Ton	20.61	Tract II - UST Soil
2/27/2014	G105866	Modern	Modern	229	1002323130	Ton	24.81	Tract II - UST Soil
2/27/2014	G105867	Modern	Modern	13	1002323137	Ton	20.25	Tract II - UST Soil
2/27/2014	G105868	Modern	Modern	246	1002323190	Ton	20.97	Tract II - UST Soil

Table 2
Summary of Waste Disposed Off-Site
Tract II Remediation
Niagara Falls, New York

Scale Ticket Date	OSC Tracking No.	Transport Company	Source / Receiver Company	Driver / Truck ID	Scale Ticket No.	Scale Ticket Unit of Measure	Scale Ticket Quantity	Notes
2/27/2014	G105869	Modern	Modern	229	1002323198	Ton	20.26	Tract II - UST Soil
2/27/2014	G105870	Modern	Modern	246		Ton	No Load	Tract II - UST Soil
2/27/2014	G105871	Modern	Modern	229		Ton	No Load	Tract II - UST Soil
2/28/2014	G106001	Niagara Metals	Niagara Metals	68	00463012	Ton	8.10	Tract II - Steel
3/11/2014	G102600	Modern	Modern		1002325592	Ton	23.11	Tract II - UST Soil
3/11/2014	G102601	Modern	Modern		1002325632	Ton	28.89	Tract II - UST Soil
3/11/2014	G102602	Modern	Modern		1002325702	Ton	11.91	Tract II - UST Soil
3/12/2014	G105875	Niagara Metals	Niagara Metals	68	00466491	Ton	5.04	Tract II - Steel
3/17/2014	G106004	Niagara Metals	Niagara Metals	69	00468064	Ton	6.82	Tract II - Steel
3/20/2014	G105880	Niagara Metals	Niagara Metals	68	00468931	Ton	7.77	Tract II - Steel
3/20/2014	G105888	Modern	Modern	2267	1002328068	Ton	9.54	Tract II - Landfill Debris C&D
3/26/2014	G105887	Niagara Metals	Niagara Metals	66	00471532	Ton	7.00	Tract II - Steel
3/26/2014	G105888	Modern	Modern	2467	1002329633	Ton	8.80	Tract II - Landfill Debris C&D
3/26/2014	G105890	Niagara Metals	Niagara Metals	68	00471886	Ton	6.72	Tract II - Steel
4/21/2014	G106021	Niagara Metals	Niagara Metals	62	00485175	Ton	3.85	Tract II - Steel
4/21/2014	G106022	Niagara Metals	Niagara Metals	62	00485105	Ton	4.82	Tract II - Steel
5/21/2014	G102603	Austin Masters	WM - Ohio	176	254952	Ton	25.06	Tenorm - IIE
5/21/2014	G102604	Austin Masters	WM - Ohio	197	254954	Ton	23.02	Tenorm - IIE
5/21/2014	G102605	Austin Masters	WM - Ohio	174-1	254955	Ton	22.62	Tenorm - IIE
5/21/2014	G102606	Austin Masters	WM - Ohio	157	254958	Ton	23.31	Tenorm - IIE
5/22/2014	G102607	Austin Masters	WM - Ohio	114	254965	Ton	21.79	Tenorm - IIC
5/22/2014	G102608	Austin Masters	WM - Ohio	143	254969	Ton	22.21	Tenorm - IIC
5/22/2014	G102609	Austin Masters	WM - Ohio	180	254970	Ton	17.57	Tenorm - IIC
5/22/2014	G102610	Austin Masters	WM - Ohio	187	254971	Ton	26.31	Tenorm - IIB
5/22/2014	G102611	Austin Masters	WM - Ohio	117	254972	Ton	24.13	Tenorm - IIB
5/22/2014	G102612	Austin Masters	WM - Ohio	161	254973	Ton	25.08	Tenorm - IIE
5/22/2014	G102613	Austin Masters	WM - Ohio	174	254976	Ton	25.74	Tenorm - IIE
5/22/2014	G102614	Austin Masters	WM - Ohio	122	254977	Ton	23.84	Tenorm - IIE
5/22/2014	G102615	Austin Masters	WM - Ohio	159	254992	Ton	23.36	Tenorm - IIE
5/22/2014	G102616	Austin Masters	WM - Ohio	107	254994	Ton	23.75	Tenorm - IIE
5/22/2014	G102617	Austin Masters	WM - Ohio	196	254995	Ton	26.47	Tenorm - IIE
5/22/2014	G102618	Austin Masters	WM - Ohio	174-1	255059	Ton	24.27	Tenorm - IIE
5/22/2014	G102619	Austin Masters	WM - Ohio	197	255060	Ton	20.03	Tenorm - IIE
5/22/2014	G102620	Austin Masters	WM - Ohio	176	255061	Ton	24.27	Tenorm - IIE
5/22/2014	G102621	Austin Masters	WM - Ohio	174-3	255063	Ton	24.11	Tenorm - IIE
5/23/2014	G102622	Austin Masters	WM - Ohio	122	255099	Ton	24.02	Tenorm - IIE
5/23/2014	G102623	Austin Masters	WM - Ohio	143	255100	Ton	21.29	Tenorm - IIE
5/23/2014	G102624	Austin Masters	WM - Ohio	180	255101	Ton	19.65	Tenorm - IIE
5/23/2014	G102625	Austin Masters	WM - Ohio	114	255106	Ton	24.80	Tenorm - IIE
5/23/2014	G102626	Austin Masters	WM - Ohio	144	255107	Ton	23.95	Tenorm - IIE
5/23/2014	G102627	Austin Masters	WM - Ohio	187	255108	Ton	28.44	Tenorm - IIE
5/23/2014	G102629	Austin Masters	WM - Ohio	117	255109	Ton	26.03	Tenorm - IIE
5/23/2014	G102630	Austin Masters	WM - Ohio	174	255111	Ton	20.42	Tenorm - IIE
5/23/2014	G102631	Austin Masters	WM - Ohio	161	255123	Ton	27.48	Tenorm - IIE
5/23/2014	G102632	Austin Masters	WM - Ohio	159	255125	Ton	22.83	Tenorm - IIE
5/23/2014	G102633	Austin Masters	WM - Ohio	107	255126	Ton	23.03	Tenorm - IIE

Table 2
Summary of Waste Disposed Off-Site
Tract II Remediation
Niagara Falls, New York

Scale Ticket Date	OSC Tracking No.	Transport Company	Source / Receiver Company	Driver / Truck ID	Scale Ticket No.	Scale Ticket Unit of Measure	Scale Ticket Quantity	Notes
5/23/2014	G102634	Austin Masters	WM - Ohio	174-3	255220	Ton	22.49	Tenorm - IIE
5/23/2014	G102635	Austin Masters	WM - Ohio	197	255226	Ton	24.34	Tenorm - IIE
5/23/2014	G102636	Austin Masters	WM - Ohio	176	255227	Ton	25.11	Tenorm - IIE
5/23/2014	G102637	Austin Masters	WM - Ohio	174-1	255228	Ton	24.71	Tenorm - IIE
5/23/2014	G102638	Austin Masters	WM - Ohio	198	255238	Ton	23.70	Tenorm - IIE
5/27/2014	G102639	Austin Masters	WM - Ohio	122	255248	Ton	23.52	Tenorm - IIE
5/27/2014	G102640	Austin Masters	WM - Ohio	114	255256	Ton	21.30	Tenorm - IIE
5/27/2014	G102641	Austin Masters	WM - Ohio	174	255258	Ton	24.84	Tenorm - IIE
5/27/2014	G102642	Austin Masters	WM - Ohio	180	255264	Ton	23.99	Tenorm - IIE
5/27/2014	G102643	Austin Masters	WM - Ohio	143	255265	Ton	21.09	Tenorm - IIE
5/27/2014	G102644	Austin Masters	WM - Ohio	197	255348	Ton	24.43	Tenorm - IIE
5/27/2014	G102645	Austin Masters	WM - Ohio	176	255349	Ton	26.77	Tenorm - IIE
5/27/2014	G102646	Austin Masters	WM - Ohio	174-3	255383	Ton	23.50	Tenorm - IIE
5/28/2014	G102647	Austin Masters	WM - Ohio	122	255390	Ton	24.09	Tenorm - IIE
5/28/2014	G106200	Austin Masters	WM - Ohio	174-1	255392	Ton	22.49	Tenorm - IIE
5/28/2014	G106201	Austin Masters	WM - Ohio	187	255395	Ton	25.83	Tenorm - IIE
5/28/2014	G106202	Austin Masters	WM - Ohio	117	255396	Ton	25.87	Tenorm - IIE
5/28/2014	G106203	Austin Masters	WM - Ohio	198	255397	Ton	20.62	Tenorm - IIE
5/28/2014	G106204	Austin Masters	WM - Ohio	180	255407	Ton	24.86	Tenorm - IIE
5/28/2014	G106205	Austin Masters	WM - Ohio	143	255408	Ton	22.32	Tenorm - IIE
5/28/2014	G106206	Austin Masters	WM - Ohio	198-1	255409	Ton	28.76	Tenorm - IIE
5/28/2014	G106207	Austin Masters	WM - Ohio	174	255412	Ton	22.25	Tenorm - IIE
5/28/2014	G106208	Austin Masters	WM - Ohio	114	255415	Ton	23.30	Tenorm - IIE
5/28/2014	G106209	Austin Masters	WM - Ohio	197	255497	Ton	23.13	Tenorm - IIE
5/28/2014	G106210	Austin Masters	WM - Ohio	176	255498	Ton	25.47	Tenorm - IIE
5/28/2014	G106211	Austin Masters	WM - Ohio	174-3	255506	Ton	23.12	Tenorm - IIE
5/29/2014	G106212	Austin Masters	WM - Ohio	122	255527	Ton	24.47	Tenorm - IIE
5/29/2014	G106213	Austin Masters	WM - Ohio	174-1	255529	Ton	23.97	Tenorm - IIE
5/29/2014	G106214	Austin Masters	WM - Ohio	117	255535	Ton	23.69	Tenorm - IIE
5/29/2014	G106215	Austin Masters	WM - Ohio	187	255536	Ton	25.27	Tenorm - IIE
5/29/2014	G106216	Austin Masters	WM - Ohio	114	255538	Ton	22.04	Tenorm - IIE
5/29/2014	G106217	Austin Masters	WM - Ohio	143	255541	Ton	22.61	Tenorm - IIE
5/29/2014	G106218	Austin Masters	WM - Ohio	180	255542	Ton	24.19	Tenorm - IIE
5/29/2014	G106219	Austin Masters	WM - Ohio	174	255544	Ton	19.79	Tenorm - IIF
5/29/2014	G106220	Austin Masters	WM - Ohio	198-1	255547	Ton	24.30	Tenorm - IIF
5/29/2014	G106221	Austin Masters	WM - Ohio	198-2	255549	Ton	24.22	Tenorm - IIF
5/29/2014	G106222	Austin Masters	WM - Ohio	197	255651	Ton	25.41	Tenorm - IIF
5/29/2014	G106223	Austin Masters	WM - Ohio	176	255652	Ton	25.23	Tenorm - IIF
5/29/2014	G106223	Austin Masters	WM - Ohio	174-3	255656	Ton	21.14	Tenorm - IIF
5/29/2014	G106224	Austin Masters	WM - Ohio	144	255653	Ton	24.42	Tenorm - IIF
5/30/2014	G105893	Niagara Metals	Niagara Metals	241690	00507291	Ton	7.29	Tract II - Steel
5/30/2014	G106224	Austin Masters	WM - Ohio	122	255694	Ton	23.70	Tenorm - IIF
5/30/2014	G106225	Austin Masters	WM - Ohio	174-1	255697	Ton	24.18	Tenorm - IIF
5/30/2014	G106226	Austin Masters	WM - Ohio	180	255701	Ton	23.21	Tenorm - IIF
5/30/2014	G106227	Austin Masters	WM - Ohio	187	255703	Ton	25.99	Tenorm - IIF
5/30/2014	G106228	Austin Masters	WM - Ohio	117	255704	Ton	25.91	Tenorm - IIF

Table 2
Summary of Waste Disposed Off-Site
Tract II Remediation
Niagara Falls, New York

Scale Ticket Date	OSC Tracking No.	Transport Company	Source / Receiver Company	Driver / Truck ID	Scale Ticket No.	Scale Ticket Unit of Measure	Scale Ticket Quantity	Notes
5/30/2014	G106229	Austin Masters	WM - Ohio	198	255705	Ton	26.45	Tenorm - IIF
5/30/2014	G106230	Austin Masters	WM - Ohio	198-2	255706	Ton	25.89	Tenorm - IIF
5/30/2014	G106231	Austin Masters	WM - Ohio	174	255708	Ton	24.10	Tenorm - IIF
5/30/2014	G106232	Austin Masters	WM - Ohio	114	255710	Ton	20.28	Tenorm - IIF
5/30/2014	G106233	Austin Masters	WM - Ohio	174-3	255816	Ton	22.20	Tenorm - IIF
5/30/2014	G106234	Austin Masters	WM - Ohio	197	255825	Ton	23.41	Tenorm - IIF
5/30/2014	G106235	Austin Masters	WM - Ohio	176	255826	Ton	26.44	Tenorm - IIF
5/30/2014	G106249	Niagara Metals	Niagara Metals	241722	00507352	Ton	5.62	Tract II - Steel
6/2/2014	G106236	Austin Masters	WM - Ohio	174-1	255933	Ton	24.58	Tenorm - IIF
6/2/2014	G106237	Austin Masters	WM - Ohio	174	255938	Ton	18.83	Tenorm - IIF
6/2/2014	G106238	Austin Masters	WM - Ohio	198-2	255939	Ton	25.33	Tenorm - IIF
6/2/2014	G106239	Austin Masters	WM - Ohio	114	255941	Ton	21.17	Tenorm - IIF
6/2/2014	G106240	Austin Masters	WM - Ohio	197	256051	Ton	24.98	Tenorm - IIF
6/2/2014	G106241	Austin Masters	WM - Ohio	123	256052	Ton	22.92	Tenorm - IIF
6/2/2014	G106242	Austin Masters	WM - Ohio	198	256055	Ton	27.47	Tenorm - IIF
6/2/2014	G106243	Austin Masters	WM - Ohio	117	256073	Ton	24.60	Tenorm - IIF
6/2/2014	G106244	Austin Masters	WM - Ohio	187	256074	Ton	26.64	Tenorm - IIF
6/2/2014	G106245	Austin Masters	WM - Ohio	174-3	256075	Ton	23.53	Tenorm - IIF
6/3/2014	G106246	Austin Masters	WM - Ohio	007	256096	Ton	27.92	Tenorm - IIF
6/3/2014	G106247	Austin Masters	WM - Ohio	174-1	256085	Ton	24.28	Tenorm - IIF
6/3/2014	G106248	Austin Masters	WM - Ohio	174	256108	Ton	22.99	Tenorm - IIF
6/3/2014	G106250	Austin Masters	WM - Ohio	198-2	256109	Ton	22.80	Tenorm - IIF
6/3/2014	G106251	Austin Masters	WM - Ohio	174-3	256195	Ton	20.85	Tenorm - IIF
6/3/2014	G106252	Austin Masters	WM - Ohio	115-2	256184	Ton	22.66	Tenorm - IIF
6/3/2014	G106253	Austin Masters	WM - Ohio	114	256111	Ton	21.71	Tenorm - IIF
6/3/2014	G106254	Austin Masters	WM - Ohio	121	256135	Ton	23.94	Tenorm - IIF
6/3/2014	G106255	Austin Masters	WM - Ohio	197	256201	Ton	24.57	Tenorm - IIF/IIIA/IID
6/3/2014	G106256	Austin Masters	WM - Ohio	1774	256134	Ton	23.52	Tenorm - IIF
6/3/2014	G106257	Austin Masters	WM - Ohio	12400	256194	Ton	22.29	Tenorm - IIF
6/3/2014	G106258	Austin Masters	WM - Ohio	117	256202	Ton	24.78	Tenorm - IIF/IIIA/IID
6/3/2014	G106259	Austin Masters	WM - Ohio	187	256203	Ton	23.74	Tenorm - IIF/IIIA/IID
6/4/2014	G106260	Austin Masters	WM - Ohio	174-1	256225	Ton	24.29	Tenorm - IIF/IIIA/IID
6/4/2014	G106261	Austin Masters	WM - Ohio	174	256233	Ton	19.93	Tenorm - IIF/IIIA/IID
6/4/2014	G106262	Austin Masters	WM - Ohio	114	256234	Ton	24.21	Tenorm - IIF/IIIA/IID
6/4/2014	G106263	Austin Masters	WM - Ohio	197	256356	Ton	22.51	Tenorm - IIF/IIIA/IID
6/4/2014	G106264	Austin Masters	WM - Ohio	007	256239	Ton	23.44	Tenorm - IIF/IIIA/IID
6/4/2014	G106265	Austin Masters	WM - Ohio	198-2	256236	Ton	20.32	Tenorm - IIF/IIIA/IID
6/4/2014	G106266	Austin Masters	WM - Ohio	1774	256266	Ton	21.88	Tenorm - IIF/IIIA/IID
6/4/2014	G106267	Austin Masters	WM - Ohio	121	256269	Ton	23.40	Tenorm - IIF/IIIA/IID
6/4/2014	G106268	Austin Masters	WM - Ohio	123	256296	Ton	23.45	Tenorm - IIF/IIIA/IID
6/4/2014	G106269	Austin Masters	WM - Ohio	174-3	256359	Ton	24.36	Tenorm - IIIA
6/4/2014	G106270	Austin Masters	WM - Ohio	176	256357	Ton	23.46	Tenorm - IIF/IIIA/IID
6/4/2014	G106271	Austin Masters	WM - Ohio	115-2	256408	Ton	22.01	Tenorm - IIIA
6/4/2014	G106272	Austin Masters	WM - Ohio	187	256362	Ton	23.02	Tenorm - IIIA
6/4/2014	G106273	Austin Masters	WM - Ohio	117	256361	Ton	24.25	Tenorm - IIIA
6/4/2014	G106274	Austin Masters	WM - Ohio	122	256419	Ton	23.53	Tenorm - IIIA

Table 2
Summary of Waste Disposed Off-Site
Tract II Remediation
Niagara Falls, New York

Scale Ticket Date	OSC Tracking No.	Transport Company	Source / Receiver Company	Driver / Truck ID	Scale Ticket No.	Scale Ticket Unit of Measure	Scale Ticket Quantity	Notes
6/5/2014	G106275	Austin Masters	WM - Ohio	12400	256427	Ton	27.10	Tenorm - IIIA
6/5/2014	G106276	Austin Masters	WM - Ohio	174-1	256428	Ton	23.13	Tenorm - IIIA
6/5/2014	G106277	Austin Masters	WM - Ohio	174	256438	Ton	23.25	Tenorm - IIIA
6/5/2014	G106278	Austin Masters	WM - Ohio	114	256437	Ton	21.59	Tenorm - IIIA
6/5/2014	G106279	Austin Masters	WM - Ohio	198-2	256464	Ton	21.50	Tenorm - IIIA
6/5/2014	G106280	Austin Masters	WM - Ohio	1774	256527	Ton	22.60	Tenorm - IIIA
6/5/2014	G106281	Austin Masters	WM - Ohio	121	256526	Ton	23.08	Tenorm - IIIA
6/5/2014	G106282	Austin Masters	WM - Ohio	007	256442	Ton	23.36	Tenorm - IIIA
6/6/2014	G105898	Austin Masters	WM - Ohio	115-2	256715	Ton	24.04	Tenorm - IIIA
6/9/2014	G105896	Austin Masters	WM - Ohio	174	256760	Ton	23.98	Tenorm - IIIA
6/9/2014	G105897	Austin Masters	WM - Ohio	176	256774	Ton	24.06	Tenorm - IIIA
6/9/2014	G105899	Austin Masters	WM - Ohio	13400	256777	Ton	22.27	Tenorm - IIIA
6/9/2014	G106283	Austin Masters	WM - Ohio	007	256754	Ton	26.22	Tenorm - IIIA
6/9/2014	G106284	Austin Masters	WM - Ohio	12400	256737	Ton	30.94	Tenorm - IIIA
6/9/2014	G106400	Modern	Modern	241434	1002351751	Ton	7.17	Tract II - Landfill Debris C&D
6/9/2014	G106401	Modern	Modern	241452	1002351841	Ton	8.17	Tract II - Landfill Debris C&D
6/10/2014	G106288	Austin Masters	WM - Ohio	198-1	256932	Ton	29.81	Tenorm - IIIA
6/10/2014	G106292	Austin Masters	WM - Ohio	198-2	256934	Ton	26.77	Tenorm - IIIA
6/11/2014	G106286	Austin Masters	WM - Ohio	115-2	257072	Ton	23.34	Tenorm - IIIA
6/11/2014	G106291	Austin Masters	WM - Ohio	174	256974	Ton	27.25	Tenorm - IIIA
6/11/2014	G106293	Austin Masters	WM - Ohio	176	257023	Ton	23.57	Tenorm - IIIA
6/11/2014	G106295	Austin Masters	WM - Ohio	12400	256969	Ton	27.93	Tenorm - IIIA
6/12/2014	G106285	Austin Masters	WM - Ohio	12400	257110	Ton	31.69	Tenorm - IIIA
6/13/2014	G106287	Austin Masters	WM - Ohio	9200	257287	Ton	29.74	Tenorm - IIIA
6/17/2014	G106298	Modern	Modern	241598	1002354461	Ton	7.55	Tract II - Landfill Debris C&D
6/17/2014	G106299	Niagara Metals	Niagara Metals	241705	00517998	Ton	4.63	Tract II - Steel
7/23/2014	G106458	Modern	Modern	1367	1002365577	Ton	8.68	Tract II - Landfill Debris C&D
7/23/2014	G106459	Modern	Modern	1367	1002365664	Ton	15.91	Tract II - Landfill Debris C&D
9/9/2014	G106474	Niagara Metals	Niagara Metals	321	564891	Ton	9.42	Tract II - Steel
9/9/2014	G106475	Niagara Metals	Niagara Metals	360	565002	Ton	6.93	Tract II - Steel
9/10/2014	G106476	Modern	Modern	951	1002380691	Ton	6.39	Tract II - Landfill Debris C&D
9/18/2014	G106480	Niagara Metals	Niagara Metals	321	569702	Ton	6.97	Tract II - Steel
9/23/2014	G106484	Niagara Metals	Niagara Metals	3002	572978	Ton	7.50	Tract II - Steel
9/23/2014	G106485	Niagara Metals	Niagara Metals	3007	573052	Ton	24.29	Tract II - Steel
9/25/2014	G106488	Modern	Modern	1367		Ton - est	4.91	Tract II - Landfill Debris C&D
10/1/2014	G106492	Niagara Metals	Niagara Metals	3002	00577858	Ton	9.90	Scrap Steel
10/2/2014	G106491	Niagara Metals	Niagara Metals	364	00577810	Ton	5.21	Scrap Steel
10/13/2014	G106350	Niagara Metals	Niagara Metals	364	00584033	Ton	10.18	Scrap Steel
10/13/2014	G106350	Modern	OSC - Brightfields II	Mgorbach	1002385931	Ton	12.74	Tract II - Landfill Debris C&D
10/13/2014	G106497	Niagara Metals	Niagara Metals	3034	00584069	Ton	9.42	Scrap Steel
10/13/2014	G106498	Modern	OSC - Brightfields II	Parker	M0097	26 tires	5.00	Tract II - Landfill Debris C&D / Tires
10/13/2014	G106499	Modern	OSC - Brightfields II	Mconti	1002391500	Ton	7.57	Tract II - Landfill Debris C&D
10/16/2014	G106350	Niagara Metals	Niagara Metals	367	00585636	Ton	6.65	Scrap Steel
10/16/2014	G106353	Niagara Metals	Niagara Metals	364	00585693	Ton	7.79	Scrap Steel
10/24/2014	G106355	Modern	OSC - Brightfields II	1996	M0097	265 Tires	12.00	Tract II - Landfill Debris C&D / Tires
10/27/2014	G106356	Modern	OSC - Brightfields II	Meifert	1002396466	Ton	9.97	Tract II - Landfill Debris C&D

Table 2
Summary of Waste Disposed Off-Site
Tract II Remediation
Niagara Falls, New York

Scale Ticket Date	OSC Tracking No.	Transport Company	Source / Receiver Company	Driver / Truck ID	Scale Ticket No.	Scale Ticket Unit of Measure	Scale Ticket Quantity	Notes
10/28/2014	G106357	Niagara Metals	Niagara Metals	367		Ton	8.00	Scrap Steel
10/28/2014	G106358	Niagara Metals	Niagara Metals	377		Ton	8.00	Scrap Steel
12/3/2014	G106346	Modern	Modern	223	1002406343	Ton	21.94	Tract II - Tar / Soil Treated
12/3/2014	G106364	Modern	Modern	242	1002406322	Ton	18.00	Tract II - Tar / Soil Treated
12/3/2014	G106365	Modern	Modern	16	1002406357	Ton	22.64	Tract II - Tar / Soil Treated
12/3/2014	G106367	Modern	Modern	242	1002406382	Ton	23.18	Tract II - Tar / Soil Treated
12/3/2014	G106368	Modern	Modern	16	1002406392	Ton	26.73	Tract II - Tar / Soil Treated
12/3/2014	G106369	Modern	Modern	223	1002406399	Ton	24.97	Tract II - Tar / Soil Treated
12/3/2014	G106370	Modern	Modern	242	1002406413	Ton	23.21	Tract II - Tar / Soil Treated
12/3/2014	G106371	Modern	Modern	16	1002406430	Ton	24.88	Tract II - Tar / Soil Treated
12/3/2014	G106372	Modern	Modern	223	1002406435	Ton	24.44	Tract II - Tar / Soil Treated
12/3/2014	G106373	Modern	Modern	242	1002406453	Ton	23.89	Tract II - Tar / Soil Treated
12/3/2014	G106374	Modern	Modern	16	1002406474	Ton	26.25	Tract II - Tar / Soil Treated
12/3/2014	G106375	Modern	Modern	223	1002406483	Ton	20.70	Tract I/II - Exit Plan / NonHaz Soil
12/3/2014	G106376	Modern	Modern	242	1002406502	Ton	16.90	Tract I/II - Exit Plan / NonHaz Soil
12/3/2014	G106377	Modern	Modern	16	1002406510	Ton	24.51	Tract I/II - Exit Plan / NonHaz Soil
12/3/2014	G106378	Modern	Modern	223	1002406522	Ton	20.19	Tract I/II - Exit Plan / NonHaz Soil
12/3/2014	G106379	Modern	Modern	242	1002406543	Ton	19.44	Tract I/II - Exit Plan / NonHaz Soil
12/3/2014	G106380	Modern	Modern	16	1002406548	Ton	18.71	Tract I/II - Exit Plan / NonHaz Soil
12/4/2014	G106300	Modern	Modern	13	1002406829	Ton	23.73	Tract I/II - Exit Plan / NonHaz Soil
12/4/2014	G106301	Modern	Modern	42	1002406870	Ton	24.96	Tract I/II - Exit Plan / NonHaz Soil
12/4/2014	G106302	Modern	Modern	O3	1002406871	Ton	22.79	Tract I/II - Exit Plan / NonHaz Soil
12/4/2014	G106303	Modern	Modern	13	1002406876	Ton	22.46	Tract I/II - Exit Plan / NonHaz Soil
12/4/2014	G106304	Modern	Modern	23	1002406885	Ton	21.81	Tract I/II - Exit Plan / NonHaz Soil
12/4/2014	G106305	Modern	Modern	42	1002406906	Ton	24.87	Tract I/II - Exit Plan / NonHaz Soil
12/4/2014	G106306	Modern	Modern	13	1002406908	Ton	28.20	Tract I/II - Exit Plan / NonHaz Soil
12/4/2014	G106307	Modern	Modern	O3	1002406920	Ton	26.29	Tract II - Hardfill w/Plastic
12/4/2014	G106308	Modern	Modern	86	1002406933	Ton	23.31	Tract II - Hardfill w/Plastic
12/4/2014	G106309	Modern	Modern	13	1002406953	Ton	20.60	Tract II - Hardfill w/Plastic
12/4/2014	G106310	Modern	Modern	O3	1002406967	Ton	23.66	Tract II - Hardfill w/Plastic
12/4/2014	G106311	Modern	Modern	86	1002406991	Ton	22.03	Tract II - Hardfill w/Plastic
12/4/2014	G106381	Modern	Modern	223	1002406654	Ton	21.37	Tract I/II - Exit Plan / NonHaz Soil
12/4/2014	G106382	Modern	Modern	O3	1002406655	Ton	20.33	Tract I/II - Exit Plan / NonHaz Soil
12/4/2014	G106383	Modern	Modern	13	1002406660	Ton	19.67	Tract I/II - Exit Plan / NonHaz Soil
12/4/2014	G106384	Modern	Modern	86	1002406670	Ton	17.10	Tract I/II - Exit Plan / NonHaz Soil
12/4/2014	G106385	Modern	Modern	42	1002406672	Ton	19.94	Tract I/II - Exit Plan / NonHaz Soil
12/4/2014	G106386	Modern	Modern	233	1002406709	Ton	21.84	Tract I/II - Exit Plan / NonHaz Soil
12/4/2014	G106387	Modern	Modern	O3	1002406714	Ton	25.85	Tract I/II - Exit Plan / NonHaz Soil
12/4/2014	G106388	Modern	Modern	13	1002406725	Ton	26.12	Tract I/II - Exit Plan / NonHaz Soil
12/4/2014	G106389	Modern	Modern	42	1002406735	Ton	22.28	Tract I/II - Exit Plan / NonHaz Soil
12/4/2014	G106390	Modern	Modern	86	1002406740	Ton	20.76	Tract I/II - Exit Plan / NonHaz Soil
12/4/2014	G106391	Modern	Modern	13	1002406763	Ton	22.55	Tract I/II - Exit Plan / NonHaz Soil
12/4/2014	G106392	Modern	Modern	O3	1002406776	Ton	24.77	Tract I/II - Exit Plan / NonHaz Soil
12/4/2014	G106393	Modern	Modern	42	1002406783	Ton	22.71	Tract I/II - Exit Plan / NonHaz Soil
12/4/2014	G106394	Modern	Modern	86	1002406787	Ton	22.64	Tract I/II - Exit Plan / NonHaz Soil
12/4/2014	G106395	Modern	Modern	13	1002406799	Ton	22.08	Tract I/II - Exit Plan / NonHaz Soil

Table 2
Summary of Waste Disposed Off-Site
Tract II Remediation
Niagara Falls, New York

Scale Ticket Date	OSC Tracking No.	Transport Company	Source / Receiver Company	Driver / Truck ID	Scale Ticket No.	Scale Ticket Unit of Measure	Scale Ticket Quantity	Notes
12/4/2014	G106396	Modern	Modern	42	1002406814	Ton	22.47	Tract I/II - Exit Plan / NonHaz Soil
12/4/2014	G106397	Modern	Modern	O3	1002406817	Ton	26.41	Tract I/II - Exit Plan / NonHaz Soil
12/4/2014	G106398	Modern	Modern	86	1002406824	Ton	21.41	Tract I/II - Exit Plan / NonHaz Soil
12/5/2014	G106312	Modern	Modern	O3	1002407117	Ton	22.50	Tract II - Hardfill w/Plastic
12/5/2014	G106313	Modern	Modern	O3	1002407164	Ton	23.72	Tract II - Hardfill w/Plastic
12/5/2014	G106314	Modern	Modern	O3	1002407222	Ton	23.70	Tract II - Hardfill w/Plastic
12/5/2014	G106315	Modern	Modern	O3	1002407281	Ton	24.30	Tract II - Hardfill w/Plastic
12/5/2014	G106316	Modern	Modern	O3	1002407075	Ton	22.00	Tract II - Hardfill w/Plastic
12/9/2014	G106317	Modern	Modern	531	1002408029	Ton	6.84	Tract II - Landfill Debris C&D
12/9/2014	G106318	Modern	Modern	531	1002408086	Ton	16.37	Tract II - Landfill Debris C&D
1/7/2015	G106319	Modern	Modern	105	1002415591	Ton	11.39	Tract II - Wood/Dirt / West
1/7/2015	G106320	Modern	Modern	105	1002415666	Ton	13.21	Tract II - Wood/Dirt / West
1/7/2015	G106321	Modern	Modern	105	1002415724	Ton	16.64	Tract II - Wood/Dirt / West
1/7/2015	G106322	Modern	Modern	105	1002415626	Ton	14.48	Tract II - Wood/Dirt / West
1/7/2015	G106323	Modern	Modern	105	1002415761	Ton	14.11	Tract II - Wood/Dirt / West
1/7/2015	G106324	Modern	Modern	105	1002415852	Ton	11.20	Tract II - Wood/Dirt / West
1/7/2015	G106325	Modern	Modern	105	1002415810	Ton	14.22	Tract II - Wood/Dirt / West
1/8/2015	G106326	Modern	Modern	21	1002415935	Ton	8.60	Tract II - Wood/Dirt / West
1/8/2015	G106327	Modern	Modern	21	1002415992	Ton	5.94	Tract II - Wood/Dirt / West
1/8/2015	G106328	Modern	Modern	21	1002416060	Ton	10.26	Tract II - Wood/Dirt / West
1/8/2015	G106329	Modern	Modern	21	1002416097	Ton	20.27	Tract II - Wood/Dirt / West
1/8/2015	G106330	Modern	Modern	21	1002416181	Ton	17.84	Tract II - Stained Concrete / West
1/8/2015	G106331	Modern	Modern	21	1002416139	Ton	19.67	Tract II - Stained Concrete / West
1/8/2015	G106332	Modern	Modern	M-E	1002416098	Ton	12.43	Tract II - Wood/Dirt / West
1/8/2015	G106333	Modern	Modern	M-E	1002416010	Ton	22.00	Tract II - Wood/Dirt / West
1/13/2015	G106334	Modern	Modern	21	1002417324	Ton	17.45	Tract II - Stained Concrete / West
1/13/2015	G106335	Modern	Modern	21	1002417365	Ton	21.16	Tract II - Stained Concrete / West
1/15/2015	G103804	Modern	Modern	13	1002418264	Ton	19.02	Tract II - Wood/Dirt / West
1/15/2015	G103805	Modern	Modern	228	1002418274	Ton	18.79	Tract II - Wood/Dirt / West
1/15/2015	G103806	Modern	Modern	223	1002418275	Ton	19.24	Tract II - Wood/Dirt / West
1/15/2015	G103807	Modern	Modern	13	1002418322	Ton	18.57	Tract II - Wood/Dirt / West
1/15/2015	G103808	Modern	Modern	228	1002418326	Ton	17.63	Tract II - Wood/Dirt / West
1/15/2015	G103809	Modern	Modern	223	1002418332	Ton	18.71	Tract II - Wood/Dirt / West
1/15/2015	G103810	Modern	Modern	13	1002418374	Ton	16.97	Tract II - Wood/Dirt / West
1/15/2015	G103811	Modern	Modern	228	1002418380	Ton	18.54	Tract II - Wood/Dirt / West
1/15/2015	G103812	Modern	Modern	223	1002418383	Ton	17.01	Tract II - Wood/Dirt / West
1/15/2015	G106336	Modern	Modern	13	1002417944	Ton	17.82	Tract II - Wood/Dirt / West
1/15/2015	G106337	Modern	Modern	228	1002417948	Ton	18.24	Tract II - Wood/Dirt / West
1/15/2015	G106338	Modern	Modern	223	1002417956	Ton	18.25	Tract II - Wood/Dirt / West
1/15/2015	G106339	Modern	Modern	13	1002418007	Ton	19.63	Tract II - Wood/Dirt / West
1/15/2015	G106340	Modern	Modern	228	1002418012	Ton	20.78	Tract II - Wood/Dirt / West
1/15/2015	G106341	Modern	Modern	223	1002418019	Ton	19.39	Tract II - Wood/Dirt / West
1/15/2015	G106342	Modern	Modern	13	1002418091	Ton	18.60	Tract II - Wood/Dirt / West
1/15/2015	G106343	Modern	Modern	228	1002418095	Ton	19.82	Tract II - Wood/Dirt / West
1/15/2015	G106344	Modern	Modern	223	1002418101	Ton	21.85	Tract II - Wood/Dirt / West
1/15/2015	G106345	Modern	Modern	228	1002418145	Ton	21.08	Tract II - Wood/Dirt / West

Table 2
Summary of Waste Disposed Off-Site
Tract II Remediation
Niagara Falls, New York

Scale Ticket Date	OSC Tracking No.	Transport Company	Source / Receiver Company	Driver / Truck ID	Scale Ticket No.	Scale Ticket Unit of Measure	Scale Ticket Quantity	Notes
1/15/2015	G106346	Modern	Modern	13	1002418152	Ton	20.23	Tract II - Wood/Dirt / West
1/15/2015	G106347	Modern	Modern	228	1002418157	Ton	19.06	Tract II - Wood/Dirt / West
1/15/2015	G106348	Modern	Modern	13	1002418210	Ton	21.12	Tract II - Wood/Dirt / West
1/15/2015	G106349	Modern	Modern	223	1002418218	Ton	17.84	Tract II - Wood/Dirt / West
1/16/2015	G102466	Modern	Modern	12	1002418875	Ton	23.51	Tract II - Wood/Dirt / West
1/16/2015	G102467	Modern	Modern	238	1002418884	Ton	22.77	Tract II - Wood/Dirt / West
1/16/2015	G102468	Modern	Modern	105	1002418887	Ton	22.70	Tract II - Wood/Dirt / West
1/16/2015	G103813	Modern	Modern	13	1002418446	Ton	14.28	Tract II - Wood/Dirt / West
1/16/2015	G103814	Modern	Modern	223	1002418457	Ton	15.40	Tract II - Wood/Dirt / West
1/16/2015	G103815	Modern	Modern	12	1002418462	Ton	15.63	Tract II - Wood/Dirt / West
1/16/2015	G103816	Modern	Modern	238	1002418472	Ton	15.43	Tract II - Wood/Dirt / West
1/16/2015	G103817	Modern	Modern	105	1002418477	Ton	15.17	Tract II - Wood/Dirt / West
1/16/2015	G103818	Modern	Modern	13	1002418504	Ton	18.66	Tract II - Wood/Dirt / West
1/16/2015	G103819	Modern	Modern	223	1002418508	Ton	18.60	Tract II - Wood/Dirt / West
1/16/2015	G103820	Modern	Modern	12	1002418516	Ton	16.14	Tract II - Wood/Dirt / West
1/16/2015	G103821	Modern	Modern	238	1002418520	Ton	17.03	Tract II - Wood/Dirt / West
1/16/2015	G103822	Modern	Modern	105	1002418534	Ton	17.42	Tract II - Wood/Dirt / West
1/16/2015	G103823	Modern	Modern	13	1002418570	Ton	19.43	Tract II - Wood/Dirt / West
1/16/2015	G103824	Modern	Modern	223	1002418576	Ton	18.46	Tract II - Wood/Dirt / West
1/16/2015	G103825	Modern	Modern	12	1002418582	Ton	18.36	Tract II - Wood/Dirt / West
1/16/2015	G103826	Modern	Modern	238	1002418588	Ton	19.66	Tract II - Wood/Dirt / West
1/16/2015	G103827	Modern	Modern	105	1002418599	Ton	18.50	Tract II - Wood/Dirt / West
1/16/2015	G103828	Modern	Modern	13	1002418623	Ton	18.41	Tract II - Wood/Dirt / West
1/16/2015	G103829	Modern	Modern	223	1002418628	Ton	18.39	Tract II - Wood/Dirt / West
1/16/2015	G103830	Modern	Modern	12	1002418639	Ton	18.25	Tract II - Wood/Dirt / West
1/16/2015	G103831	Modern	Modern	238	1002418646	Ton	19.71	Tract II - Wood/Dirt / West
1/16/2015	G103832	Modern	Modern	105	1002418652	Ton	18.35	Tract II - Wood/Dirt / West
1/16/2015	G103833	Modern	Modern	13	1002418681	Ton	21.68	Tract II - Wood/Dirt / West
1/16/2015	G103834	Modern	Modern	223	1002418690	Ton	18.06	Tract II - Wood/Dirt / West
1/16/2015	G103835	Modern	Modern	12	1002418701	Ton	20.48	Tract II - Wood/Dirt / West
1/16/2015	G103836	Modern	Modern	238	1002418708	Ton	19.47	Tract II - Wood/Dirt / West
1/16/2015	G103837	Modern	Modern	105	1002418717	Ton	18.90	Tract II - Wood/Dirt / West
1/16/2015	G103838	Modern	Modern	13	1002418743	Ton	22.75	Tract II - Wood/Dirt / West
1/16/2015	G103839	Modern	Modern	223	1002418744	Ton	18.68	Tract II - Wood/Dirt / West
1/16/2015	G103840	Modern	Modern	12	1002418750	Ton	23.53	Tract II - Wood/Dirt / West
1/16/2015	G103841	Modern	Modern	238	1002418761	Ton	21.75	Tract II - Wood/Dirt / West
1/16/2015	G103842	Modern	Modern	105	1002418765	Ton	21.58	Tract II - Wood/Dirt / West
1/16/2015	G103843	Modern	Modern	13	1002418803	Ton	22.63	Tract II - Wood/Dirt / West
1/16/2015	G103844	Modern	Modern	223	1002418813	Ton	21.43	Tract II - Wood/Dirt / West
1/16/2015	G103845	Modern	Modern	12	1002418819	Ton	19.92	Tract II - Wood/Dirt / West
1/16/2015	G103846	Modern	Modern	238	1002418834	Ton	22.33	Tract II - Wood/Dirt / West
1/16/2015	G103847	Modern	Modern	105	1002418836	Ton	20.37	Tract II - Wood/Dirt / West
1/16/2015	G103848	Modern	Modern	13	1002418861	Ton	23.14	Tract II - Wood/Dirt / West
1/16/2015	G103849	Modern	Modern	223	1002418868	Ton	21.83	Tract II - Wood/Dirt / West
1/21/2015	G102469	Modern	Modern	228	1002419844	Ton	21.36	Tract II - Wood/Dirt / West
1/21/2015	G102470	Modern	Modern	229	1002419860	Ton	23.00	Tract II - Wood/Dirt / West

Table 2
Summary of Waste Disposed Off-Site
Tract II Remediation
Niagara Falls, New York

Scale Ticket Date	OSC Tracking No.	Transport Company	Source / Receiver Company	Driver / Truck ID	Scale Ticket No.	Scale Ticket Unit of Measure	Scale Ticket Quantity	Notes
1/21/2015	G102471	Modern	Modern	13	1002419852	Ton	23.11	Tract II - Wood/Dirt / West
1/21/2015	G102472	Modern	Modern	13	1002419901	Ton	21.08	Tract II - Wood/Dirt / West
1/21/2015	G102473	Modern	Modern	228	1002419908	Ton	22.78	Tract II - Wood/Dirt / West
1/21/2015	G102474	Modern	Modern	229	1002419917	Ton	22.27	Tract II - Wood/Dirt / West
1/21/2015	G102475	Modern	Modern	13	1002419970	Ton	20.86	Tract II - Wood/Dirt / West
1/21/2015	G102476	Modern	Modern	228	1002419974	Ton	22.26	Tract II - Wood/Dirt / West
1/21/2015	G102477	Modern	Modern	229	1002419977	Ton	21.85	Tract II - Wood/Dirt / West
1/21/2015	G102478	Modern	Modern	13	1002420025	Ton	20.79	Tract II - Wood/Dirt / West
1/21/2015	G102479	Modern	Modern	228	1002420028	Ton	21.17	Tract II - Wood/Dirt / West
1/21/2015	G102480	Modern	Modern	229	1002420036	Ton	21.46	Tract II - Wood/Dirt / West
1/21/2015	G102481	Modern	Modern	13	1002420077	Ton	21.68	Tract II - Wood/Dirt / West
1/21/2015	G102482	Modern	Modern	228	1002420088	Ton	20.75	Tract II - Wood/Dirt / West
1/21/2015	G102483	Modern	Modern	229	1002420096	Ton	21.26	Tract II - Wood/Dirt / West
1/21/2015	G102484	Modern	Modern	13	1002420133	Ton	18.83	Tract II - Wood/Dirt / West
1/21/2015	G102485	Modern	Modern	228	1002420137	Ton	19.37	Tract II - Wood/Dirt / West
1/21/2015	G102486	Modern	Modern	229	1002420149	Ton	21.26	Tract II - Wood/Dirt / West
1/21/2015	G102487	Modern	Modern	13	1002420186	Ton	19.25	Tract II - Wood/Dirt / West
1/21/2015	G102488	Modern	Modern	228	1002420191	Ton	20.98	Tract II - Wood/Dirt / West
1/21/2015	G102489	Modern	Modern	229	1002420200	Ton	21.16	Tract II - Wood/Dirt / West
1/21/2015	G102490	Modern	Modern	13	1002420247	Ton	21.12	Tract II - Wood/Dirt / West
1/21/2015	G102491	Modern	Modern	228	1002420257	Ton	22.99	Tract II - Wood/Dirt / West
1/21/2015	G102492	Modern	Modern	229	1002420263	Ton	22.44	Tract II - Wood/Dirt / West
3/3/2015	1002444660	Modern	Modern	Modern	1002444660	Ton	7.23	Tract II - Landfill / C&D
3/3/2015	G102494	Modern	Modern		1002431401	Ton	18.61	Tract II - Wood/Dirt / West
3/3/2015	G102495	Modern	Modern		1002431418	Ton	18.63	Tract II - Wood/Dirt / West
3/3/2015	G102496	Modern	Modern		1002431430	Ton	18.35	Tract II - Wood/Dirt / West
3/3/2015	G102497	Modern	Modern		1002431455	Ton	23.12	Tract II - Wood/Dirt / West
3/3/2015	G106602	Modern	Modern		1002431474	Ton	22.24	Tract II - Wood/Dirt / West
3/3/2015	G106603	Modern	Modern		1002431506	Ton	22.04	Tract II - Wood/Dirt / West
3/3/2015	G106604	Modern	Modern		1002431538	Ton	21.99	Tract II - Wood/Dirt / West
3/3/2015	G106605	Modern	Modern		1002431551	Ton	24.36	Tract II - Wood/Dirt / West
3/3/2015	G106606	Modern	Modern		1002431561	Ton	21.50	Tract II - Wood/Dirt / West
3/3/2015	G106607	Modern	Modern		1002431584	Ton	19.57	Tract II - Wood/Dirt / West
3/3/2015	G106608	Modern	Modern		1002431599	Ton	22.49	Tract II - Wood/Dirt / West
3/3/2015	G106609	Modern	Modern		1002431609	Ton	22.88	Tract II - Wood/Dirt / West
3/3/2015	G106610	Modern	Modern		1002431621	Ton	23.10	Tract II - Wood/Dirt / West
3/3/2015	G106611	Modern	Modern		1002431644	Ton	20.20	Tract II - Wood/Dirt / West
3/3/2015	G106612	Modern	Modern		1002431663	Ton	20.95	Tract II - Wood/Dirt / West
3/3/2015	G106613	Modern	Modern		1002431665	Ton	24.02	Tract II - Wood/Dirt / West
3/3/2015	G106614	Modern	Modern		1002431679	Ton	23.95	Tract II - Wood/Dirt / West
3/3/2015	G106615	Modern	Modern		1002431689	Ton	21.82	Tract II - Wood/Dirt / West
3/3/2015	G106616	Modern	Modern		1002431725	Ton	22.07	Tract II - Wood/Dirt / West
3/3/2015	G106617	Modern	Modern		1002431740	Ton	19.77	Tract II - Wood/Dirt / West
3/3/2015	G106618	Modern	Modern		1002431747	Ton	21.51	Tract II - Wood/Dirt / West
3/4/2015	G106619	Modern	Modern		1002431833	Ton	20.85	Tract II - Wood/Dirt / West
3/4/2015	G106620	Modern	Modern		1002431839	Ton	20.86	Tract II - Wood/Dirt / West

Table 2
Summary of Waste Disposed Off-Site
Tract II Remediation
Niagara Falls, New York

Scale Ticket Date	OSC Tracking No.	Transport Company	Source / Receiver Company	Driver / Truck ID	Scale Ticket No.	Scale Ticket Unit of Measure	Scale Ticket Quantity	Notes
3/4/2015	G106621	Modern	Modern		1002431841	Ton	21.40	Tract II - Wood/Dirt / West
3/4/2015	G106622	Modern	Modern		1002431843	Ton	22.02	Tract II - Wood/Dirt / West
3/4/2015	G106623	Modern	Modern		1002431862	Ton	26.20	Tract II - Wood/Dirt / West
3/4/2015	G106624	Modern	Modern		1002431867	Ton	24.68	Tract II - Wood/Dirt / West
3/4/2015	G106625	Modern	Modern		1002431874	Ton	23.51	Tract II - Wood/Dirt / West
3/4/2015	G106626	Modern	Modern		1002431881	Ton	20.01	Tract II - Wood/Dirt / West
3/4/2015	G106627	Modern	Modern		1002431909	Ton	19.14	Tract II - Wood/Dirt / West
3/4/2015	G106628	Modern	Modern		1002431928	Ton	18.62	Tract II - Wood/Dirt / West
3/4/2015	G106629	Modern	Modern		1002431939	Ton	18.82	Tract II - Wood/Dirt / West
3/4/2015	G106630	Modern	Modern		1002431941	Ton	18.03	Tract II - Wood/Dirt / West
3/4/2015	G106631	Modern	Modern		1002431966	Ton	21.17	Tract II - Wood/Dirt / West
3/4/2015	G106632	Modern	Modern		1002431968	Ton	19.44	Tract II - Wood/Dirt / West
3/4/2015	G106633	Modern	Modern		1002431976	Ton	20.40	Tract II - Wood/Dirt / West
3/4/2015	G106634	Modern	Modern		1002431982	Ton	20.71	Tract II - Wood/Dirt / West
3/4/2015	G106635	Modern	Modern		1002432009	Ton	19.75	Tract II - Wood/Dirt / West
3/4/2015	G106636	Modern	Modern		1002432013	Ton	18.89	Tract II - Wood/Dirt / West
3/4/2015	G106637	Modern	Modern		1002432020	Ton	20.59	Tract II - Wood/Dirt / West
3/4/2015	G106638	Modern	Modern		1002432048	Ton	20.72	Tract II - Wood/Dirt / West
3/4/2015	G106639	Modern	Modern		1002432057	Ton	18.69	Tract II - Wood/Dirt / West
3/4/2015	G106640	Modern	Modern		1002432069	Ton	21.45	Tract II - Wood/Dirt / West
3/4/2015	G106641	Modern	Modern		1002432099	Ton	22.47	Tract II - Wood/Dirt / West
3/4/2015	G106642	Modern	Modern		1002432125	Ton	25.00	Tract II - Wood/Dirt / West
3/4/2015	G106644	Modern	Modern			Ton	25.00	Tract II - Wood/Dirt / West
3/13/2015	G106645	Modern	Modern		1002434542	Ton	18.03	Tract II - Petroleum Impacted Soil
3/13/2015	G106646	Modern	Modern		1002434549	Ton	17.09	Tract II - Petroleum Impacted Soil
3/13/2015	G106647	Modern	Modern		1002434575	Ton	17.47	Tract II - Petroleum Impacted Soil
3/13/2015	G106648	Modern	Modern		1002434580	Ton	16.28	Tract II - Petroleum Impacted Soil
3/13/2015	G106649	Modern	Modern		1002434628	Ton	17.75	Tract II - Petroleum Impacted Soil
3/13/2015	G106650	Modern	Modern		1002434631	Ton	15.96	Tract II - Petroleum Impacted Soil
3/13/2015	G106651	Modern	Modern		1002434672	Ton	21.66	Tract II - Petroleum Impacted Soil
3/13/2015	G106652	Modern	Modern		1002434677	Ton	22.46	Tract II - Petroleum Impacted Soil
3/18/2015	G106753	Modern	Modern	1318	NA	Gallons	250.00	Tract II - Fuel Tank Bottom
3/19/2015	G106754	Niagara Metals	Niagara Metals	367	634289	Ton	3.36	Tract II - Steel
3/20/2015	G106755	Modern	Modern	2080	1002436298	Ton	19.24	Tract II - Petroleum Impacted Soil
3/20/2015	G106756	Modern	Modern	2229	1002436301	Ton	18.98	Tract II - Petroleum Impacted Soil
3/20/2015	G106757	Modern	Modern	217	1002436305	Ton	18.54	Tract II - Petroleum Impacted Soil
3/20/2015	G106758	Modern	Modern	248	1002436308	Ton	18.69	Tract II - Petroleum Impacted Soil
3/20/2015	G106759	Modern	Modern	2080	1002436331	Ton	18.83	Tract II - Petroleum Impacted Soil
3/20/2015	G106760	Modern	Modern	229	1002436333	Ton	18.79	Tract II - Petroleum Impacted Soil
3/20/2015	G106761	Modern	Modern	246	1002436344	Ton	18.2	Tract II - Petroleum Impacted Soil
3/20/2015	G106762	Modern	Modern	217	1002436357	Ton	18	Tract II - Petroleum Impacted Soil
3/20/2015	G106763	Modern	Modern	2080	1002436389	Ton	20.87	Tract II - Petroleum Impacted Soil
3/20/2015	G106764	Modern	Modern	229	1002436394	Ton	20.52	Tract II - Petroleum Impacted Soil
3/20/2015	G106765	Modern	Modern	246	1002436410	Ton	19.95	Tract II - Petroleum Impacted Soil
3/20/2015	G106766	Modern	Modern	217	1002436415	Ton	20.45	Tract II - Petroleum Impacted Soil
3/20/2015	G106768	Modern	Modern	2080	1002436452	Ton	18.34	Tract II - Petroleum Impacted Soil

Table 2
Summary of Waste Disposed Off-Site
Tract II Remediation
Niagara Falls, New York

Scale Ticket Date	OSC Tracking No.	Transport Company	Source / Receiver Company	Driver / Truck ID	Scale Ticket No.	Scale Ticket Unit of Measure	Scale Ticket Quantity	Notes
3/20/2015	G106770	Modern	Modern	2080	1002436463	Ton	20.99	Tract II - Petroleum Impacted Soil
3/20/2015	G106771	Modern	Modern	229	1002436470	Ton	21.52	Tract II - Petroleum Impacted Soil
3/20/2015	G106772	Modern	Modern	217	1002436477	Ton	19.87	Tract II - Petroleum Impacted Soil
3/20/2015	G106773	Modern	Modern	249	1002436510	Ton	18.84	Tract II - Petroleum Impacted Soil
3/25/2015	G106774	Modern	Modern	238	1002437370	Ton	23.42	Tract II - Petroleum Impacted Soil
3/25/2015	G106775	Modern	Modern	26	1002437374	Ton	22.16	Tract II - Petroleum Impacted Soil
3/25/2015	G106776	Modern	Modern	101	1002437379	Ton	22.3	Tract II - Petroleum Impacted Soil
3/25/2015	G106777	Modern	Modern	238	1002437424	Ton	25.92	Tract II - Petroleum Impacted Soil
3/25/2015	G106778	Modern	Modern	26	1002437427	Ton	22.75	Tract II - Petroleum Impacted Soil
3/25/2015	G106779	Modern	Modern	101	1002437431	Ton	21.95	Tract II - Petroleum Impacted Soil
3/25/2015	G106780	Modern	Modern	238	1002437473	Ton	21.12	Tract II - Petroleum Impacted Soil
3/25/2015	G106781	Modern	Modern	26	1002437478	Ton	19.12	Tract II - Petroleum Impacted Soil
3/25/2015	G106782	Modern	Modern	101	1002437480	Ton	19.67	Tract II - Petroleum Impacted Soil
3/25/2015	G106783	Modern	Modern	238	1002437516	Ton	19.51	Tract II - Petroleum Impacted Soil
3/25/2015	G106784	Modern	Modern	26	1002437517	Ton	17.96	Tract II - Petroleum Impacted Soil
3/25/2015	G106785	Modern	Modern	101	1002437521	Ton	20.06	Tract II - Petroleum Impacted Soil
3/25/2015	G106786	Modern	Modern	238	1002437551	Ton	21.13	Tract II - Petroleum Impacted Soil
3/25/2015	G106787	Modern	Modern	26	1002437557	Ton	22.11	Tract II - Petroleum Impacted Soil
3/25/2015	G106788	Modern	Modern	101	1002437563	Ton	20.97	Tract II - Petroleum Impacted Soil
3/25/2015	G106789	Modern	Modern	238	1002437613	Ton	22.94	Tract II - Petroleum Impacted Soil
3/25/2015	G106790	Modern	Modern	26	1002437616	Ton	22.19	Tract II - Petroleum Impacted Soil
3/25/2015	G106791	Modern	Modern	101	1002437619	Ton	22.5	Tract II - Petroleum Impacted Soil
3/25/2015	G106792	Modern	Modern	238	1002437651	Ton	21.62	Tract II - Petroleum Impacted Soil
3/25/2015	G106793	Modern	Modern	26	1002437653	Ton	18.07	Tract II - Petroleum Impacted Soil
3/25/2015	G106794	Modern	Modern	101	1002437661	Ton	9.97	Tract II - Petroleum Impacted Soil
3/27/2015	G106795	Modern	Modern	2081	1002438005	Ton	22.48	Tract II - Petroleum Impacted Soil
3/27/2015	G106796	Modern	Modern	243	1002438006	Ton	22.48	Tract II - Petroleum Impacted Soil
3/27/2015	G106797	Modern	Modern	2081	1002438033	Ton	20.62	Tract II - Petroleum Impacted Soil
3/27/2015	G106798	Modern	Modern	243	1002438046	Ton	20.19	Tract II - Petroleum Impacted Soil
3/27/2015	G106799	Modern	Modern	243	1002438092	Ton	21.63	Tract II - Petroleum Impacted Soil
3/27/2015	G106800	Modern	Modern	2081	1002438106	Ton	21.16	Tract II - Petroleum Impacted Soil
3/27/2015	G106801	Modern	Modern	243	1002438124	Ton	22.92	Tract II - Petroleum Impacted Soil
3/27/2015	G106802	Modern	Modern	2081	1002438138	Ton	23.12	Tract II - Petroleum Impacted Soil
3/27/2015	G106803	Modern	Modern	243	1002438169	Ton	24.11	Tract II - Petroleum Impacted Soil
3/27/2015	G106804	Modern	Modern	2081	1002438185	Ton	20.23	Tract II - Petroleum Impacted Soil
3/27/2015	G106805	Modern	Modern	243	1002438219	Ton	20.53	Tract II - Petroleum Impacted Soil
3/27/2015	G106806	Modern	Modern	243	1002438229	Ton	16.67	Tract II - Petroleum Impacted Soil
3/27/2015	G106807	Modern	Modern	2081	1002438273	Ton	23.87	Tract II - Petroleum Impacted Soil
3/27/2015	G106808	Modern	Modern	243	1002438277	Ton	21.62	Tract I/II - Petroleum Impacted Soil
3/30/2015	G106809	Niagara Metals	Niagara Metals	364	638045/638138	Ton	9.34	Tract II - Steel
3/31/2015	1002456229	Modern	Modern	Modern	1002456229	Ton	12	Tract II - Landfill / C&D (Monthly Office)
3/31/2015	G106810	Modern	Modern			Ton	10.00	Tract II - Landfill Debris C&D
3/31/2015	G106850	Niagara Metals	Niagara Metals	3017	638426	Ton	8.61	Tract II - Steel
4/21/2015	1002466634	Modern	Modern	Modern	1002466634	Ton	10.84	Tract II - Landfill / C&D
6/1/2015	1002505897	Modern	Modern	Modern	1002505897	Ton	17.95	Tract II - Landfill / C&D
6/9/2015	G106813	Modern	Modern	2080-TA	2458363	Ton	18.30	Tract I/II - Petroleum Impacted Soil

Table 2
Summary of Waste Disposed Off-Site
Tract II Remediation
Niagara Falls, New York

Scale Ticket Date	OSC Tracking No.	Transport Company	Source / Receiver Company	Driver / Truck ID	Scale Ticket No.	Scale Ticket Unit of Measure	Scale Ticket Quantity	Notes
6/9/2015	G106814	Modern	Modern	PF30-TA	2458374	Ton	24.09	Tract I/II - Petroleum Impacted Soil
6/9/2015	G106815	Modern	Modern	PF29-TA	2458383	Ton	21.72	Tract I/II - Petroleum Impacted Soil
6/9/2015	G106816	Modern	Modern	PF33-TA	2458389	Ton	20.30	Tract I/II - Petroleum Impacted Soil
6/9/2015	G106817	Modern	Modern	PF32-TA	2458392	Ton	20.45	Tract I/II - Petroleum Impacted Soil
6/10/2015	G106818	Modern	Modern	2081-TA	2458785	Ton	19.96	Tract II - West Berm
6/10/2015	G106819	Modern	Modern	PF30-TA	2458799	Ton	20.55	Tract II - West Berm
6/10/2015	G106820	Modern	Modern	PF33-TA	2458802	Ton	19.02	Tract II - West Berm
6/10/2015	G106821	Modern	Modern	M16-TA	2458807	Ton	23.49	Tract II - West Berm
6/10/2015	G106822	Modern	Modern	PF60-TA	2458814	Ton	20.04	Tract II - West Berm
6/10/2015	G106823	Modern	Modern	2081-TA	2458831	Ton	22.29	Tract II - West Berm
6/10/2015	G106824	Modern	Modern	PF30-TA	2458839	Ton	21.58	Tract II - West Berm
6/10/2015	G106825	Modern	Modern	PF33-TA	2458842	Ton	23.85	Tract II - West Berm
6/10/2015	G106826	Modern	Modern	M16-TA	2458864	Ton	20.99	Tract II - West Berm
6/10/2015	G106827	Modern	Modern	2081-TA	2458870	Ton	20.27	Tract II - West Berm
6/10/2015	G106828	Modern	Modern	PF30-TA	2458875	Ton	22.92	Tract II - West Berm
6/10/2015	G106829	Modern	Modern	PF33-TA	2458878	Ton	19.44	Tract II - West Berm
6/10/2015	G106830	Modern	Modern	PF60-TA	2458904	Ton	21.00	Tract II - West Berm
6/10/2015	G106831	Modern	Modern	2081-TA	2458913	Ton	21.14	Tract II - West Berm
6/10/2015	G106832	Modern	Modern	PF30-TA	2458920	Ton	22.62	Tract II - West Berm
6/10/2015	G106833	Modern	Modern	PF33-TA	2458961	Ton	20.21	Tract II - West Berm
6/10/2015	G106834	Modern	Modern	PF60-TA	2458964	Ton	19.77	Tract II - West Berm
6/10/2015	G106835	Modern	Modern	2081-TA	2458970	Ton	21.17	Tract II - West Berm
6/10/2015	G106836	Modern	Modern	PF30-TA	2458977	Ton	21.88	Tract II - West Berm
6/10/2015	G106837	Modern	Modern	PF33-TA	2459006	Ton	23.61	Tract II - West Berm
6/10/2015	G106838	Modern	Modern	PF60-TA	2459017	Ton	19.50	Tract II - West Berm
6/10/2015	G106839	Modern	Modern	PF30-TA	2459021	Ton	24.10	Tract II - West Berm
6/10/2015	G106840	Modern	Modern	2081-TA	2459028	Ton	22.67	Tract II - West Berm
6/10/2015	G106841	Modern	Modern	M15-TA	2459049	Ton	24.86	Tract II - West Berm
6/10/2015	G106842	Modern	Modern	PF33-TA	2459084	Ton	21.82	Tract II - West Berm
6/10/2015	G106843	Modern	Modern	PF60-TA	2459087	Ton	20.60	Tract II - West Berm
6/10/2015	G106844	Modern	Modern	PF30-TA	2459090	Ton	23.18	Tract II - West Berm
6/10/2015	G106845	Modern	Modern	M15-TA	2459095	Ton	21.11	Tract II - West Berm
6/10/2015	G106846	Modern	Modern	M15-TA	2459108	Ton	22.06	Tract II - West Berm
6/10/2015	G106847	Modern	Modern	PF33-TA	2459127	Ton	25.48	Tract II - West Berm
6/10/2015	G106848	Modern	Modern	PF60-TA	2459136	Ton	22.61	Tract II - West Berm
6/10/2015	G106849	Modern	Modern	PF30-TA	2459142	Ton	24.36	Tract II - West Berm
6/10/2015	G107200	Modern	Modern	PF32-TA	2459146	Ton	18.16	Tract II - West Berm
6/10/2015	G107201	Modern	Modern	2081-TA	2459149	Ton	19.86	Tract II - West Berm
6/10/2015	G107202	Modern	Modern	M15-TA	2459158	Ton	21.59	Tract II - West Berm
6/10/2015	G107203	Modern	Modern	M15-TA	2459160	Ton	22.55	Tract II - West Berm
6/10/2015	G107204	Modern	Modern	M15-TA	2459171	Ton	24.72	Tract II - West Berm
6/10/2015	G107205	Modern	Modern	M15-TA	2459182	Ton	21.90	Tract II - West Berm
6/11/2015	G107206	Modern	Modern	M15-TA	2459258	Ton	22.08	Tract II - West Berm
6/11/2015	G107207	Modern	Modern	PF30-TA	2459262	Ton	24.12	Tract II - West Berm
6/11/2015	G107208	Modern	Modern	PF33-TA	2459267	Ton	24.48	Tract II - West Berm
6/11/2015	G107209	Modern	Modern	PF60-TA	2459274	Ton	24.11	Tract II - West Berm

Table 2
Summary of Waste Disposed Off-Site
Tract II Remediation
Niagara Falls, New York

Scale Ticket Date	OSC Tracking No.	Transport Company	Source / Receiver Company	Driver / Truck ID	Scale Ticket No.	Scale Ticket Unit of Measure	Scale Ticket Quantity	Notes
6/11/2015	G107210	Modern	Modern	PF32-TA	2459278	Ton	23.68	Tract II - West Berm
6/11/2015	G107211	Modern	Modern	PF30-TA	2459296	Ton	23.45	Tract II - West Berm
6/11/2015	G107212	Modern	Modern	PF33-TA	2459303	Ton	19.59	Tract II - West Berm
6/11/2015	G107213	Modern	Modern	2080-TA	2459305	Ton	23.90	Tract II - West Berm
6/11/2015	G107214	Modern	Modern	PF60-TA	2459307	Ton	23.91	Tract II - West Berm
6/11/2015	G107215	Modern	Modern	PF32-TA	2459317	Ton	20.57	Tract II - West Berm
6/11/2015	G107216	Modern	Modern	PF30-TA	2459329	Ton	21.46	Tract II - West Berm
6/11/2015	G107217	Modern	Modern	PF33-TA	2459337	Ton	24.21	Tract II - West Berm
6/11/2015	G107218	Modern	Modern	2080-TA	2459339	Ton	23.87	Tract II - West Berm
6/11/2015	G107219	Modern	Modern	PF60-TA	2459343	Ton	23.71	Tract II - West Berm
6/11/2015	G107220	Modern	Modern	PF32-TA	2459359	Ton	23.11	Tract II - West Berm
6/11/2015	G107221	Modern	Modern	PF30-TA	2459388	Ton	23.31	Tract II - West Berm
6/11/2015	G107222	Modern	Modern	PF33-TA	2459412	Ton	23.46	Tract II - West Berm
6/11/2015	G107223	Modern	Modern	2080-TA	2459417	Ton	20.66	Tract II - West Berm
6/11/2015	G107224	Modern	Modern	PF60-TA	2459423	Ton	24.08	Tract II - West Berm
6/11/2015	G107225	Modern	Modern	PF32-TA	2459430	Ton	23.03	Tract II - West Berm
6/11/2015	G107226	Modern	Modern	PF30-TA	2459452	Ton	21.75	Tract II - West Berm
6/11/2015	G107227	Modern	Modern	PF33-TA	2459465	Ton	24.62	Tract II - West Berm
6/11/2015	G107228	Modern	Modern	2080-TA	2459476	Ton	24.63	Tract II - West Berm
6/11/2015	G107229	Modern	Modern	PF60-TA	2459508	Ton	23.04	Tract II - West Berm
6/11/2015	G107230	Modern	Modern	PF60-TA	2459520	Ton	25.61	Tract II - West Berm
6/11/2015	G107231	Modern	Modern	PF30-TA	2459525	Ton	27.48	Tract II - West Berm
6/11/2015	G107232	Modern	Modern	PF33-TA	2459533	Ton	25.21	Tract II - West Berm
6/11/2015	G107233	Modern	Modern	PF60-TA	2459550	Ton	23.17	Tract II - West Berm
6/11/2015	G107234	Modern	Modern	PF32-TA	2459581	Ton	22.36	Tract II - West Berm
6/11/2015	G107235	Modern	Modern	PF30-TA	2459585	Ton	19.61	Tract II - West Berm
6/11/2015	G107236	Modern	Modern	PF33-TA	2459594	Ton	24.85	Tract II - West Berm
6/11/2015	G107237	Modern	Modern	PF60-TA	2459609	Ton	21.04	Tract II - West Berm
6/11/2015	G107238	Modern	Modern	PF32-TA	2459652	Ton	22.42	Tract II - West Berm
6/11/2015	G107239	Modern	Modern	PF30-TA	2459653	Ton	22.19	Tract II - West Berm
6/11/2015	G107240	Modern	Modern	PF33-TA	2459656	Ton	25.38	Tract II - West Berm
6/11/2015	G107241	Modern	Modern	PF60-TA	2459662	Ton	23.68	Tract II - West Berm
6/12/2015	G107244	Modern	Modern	M15-TA	2459748	Ton	25.68	Tract II - West Berm
6/12/2015	G107245	Modern	Modern	PF30-TA	2459753	Ton	24.03	Tract II - West Berm
6/12/2015	G107246	Modern	Modern	PF29-TA	2459759	Ton	25.23	Tract II - West Berm
6/12/2015	G107247	Modern	Modern	M15-TA	2459779	Ton	21.16	Tract II - West Berm
6/12/2015	G107248	Modern	Modern	PF30-TA	2459787	Ton	24.09	Tract II - West Berm
6/12/2015	G107249	Modern	Modern	PF29-TA	2459793	Ton	22.84	Tract II - West Berm
6/12/2015	G107250	Modern	Modern	2080-TA	2459841	Ton	24.17	Tract II - West Berm
6/12/2015	G107251	Modern	Modern	PF30-TA	2459845	Ton	24.65	Tract II - West Berm
6/12/2015	G107252	Modern	Modern	PF29-TA	2459849	Ton	21.38	Tract II - West Berm
7/7/2015	G106854	Modern	Modern	531	1	Ton	15.00	Tract II - Landfill Debris
7/7/2015	1002514618	Modern	Modern	Modern	1002514618	Ton	4.56	Tract II - Landfill / C&D
7/20/2015	0001182534	Modern	Modern	BROKER	1002470039	Ton	22.29	Tract II West Treated Soil
7/20/2015	0001182535	Modern	Modern	BROKER	1002470050	Ton	22.04	Tract II West Treated Soil
7/20/2015	0001182536	Modern	Modern	BROKER	1002470093	Ton	20.32	Tract II West Treated Soil

Table 2
Summary of Waste Disposed Off-Site
Tract II Remediation
Niagara Falls, New York

Scale Ticket Date	OSC Tracking No.	Transport Company	Source / Receiver Company	Driver / Truck ID	Scale Ticket No.	Scale Ticket Unit of Measure	Scale Ticket Quantity	Notes
7/20/2015	0001182537	Modern	Modern	MAWHINEY	1002470051	Ton	21.06	Tract II West Treated Soil
7/20/2015	0001182538	Modern	Modern	BROKER	1002470059	Ton	20.64	Tract II West Treated Soil
7/20/2015	0001182539	Modern	Modern	BROKER	1002470076	Ton	22.23	Tract II West Treated Soil
7/20/2015	0001182540	Modern	Modern	BROKER	1002470080	Ton	22.58	Tract II West Treated Soil
7/20/2015	0001182541	Modern	Modern	MAWHINEY	1002470084	Ton	18.54	Tract II West Treated Soil
7/20/2015	0001182542	Modern	Modern	BROKER	1002470101	Ton	18.54	Tract II West Treated Soil
7/20/2015	0001182543	Modern	Modern	BROKER	1002470114	Ton	21.54	Tract II West Treated Soil
7/20/2015	0001182544	Modern	Modern	BROKER	1002470125	Ton	20.19	Tract II West Treated Soil
7/20/2015	0001182545	Modern	Modern	MAWHINEY	1002470130	Ton	17.93	Tract II West Treated Soil
7/20/2015	0001182546	Modern	Modern	BROKER	1002470140	Ton	21.78	Tract II West Treated Soil
7/20/2015	0001182547	Modern	Modern	BROKER	1002470144	Ton	18.48	Tract II West Treated Soil
7/20/2015	0001182548	Modern	Modern	BROKER	1002470169	Ton	19.84	Tract II West Treated Soil
7/20/2015	0001182549	Modern	Modern	BROKER	1002470176	Ton	22.12	Tract II West Treated Soil
7/20/2015	0001182550	Modern	Modern	MAWHINEY	1002470184	Ton	21.24	Tract II West Treated Soil
7/20/2015	0001182551	Modern	Modern	BROKER	1002470189	Ton	20.74	Tract II West Treated Soil
7/20/2015	0001182552	Modern	Modern	BROKER	1002470196	Ton	21.02	Tract II West Treated Soil
7/20/2015	0001182553	Modern	Modern	BROKER	1002470215	Ton	24.42	Tract II West Treated Soil
7/20/2015	0001183838	Modern	Modern	BROKER	1002470219	Ton	22.6	Tract II West Treated Soil
7/20/2015	0001183839	Modern	Modern	BROKER	1002470225	Ton	22.14	Tract II West Treated Soil
7/20/2015	0001183840	Modern	Modern	BROKER	1002470245	Ton	22.09	Tract II West Treated Soil
7/20/2015	0001183841	Modern	Modern	BROKER	1002470265	Ton	22.63	Tract II West Treated Soil
7/20/2015	0001183842	Modern	Modern	BROKER	1002470279	Ton	24.58	Tract II West Treated Soil
7/20/2015	0001183843	Modern	Modern	BROKER	1002470281	Ton	23.02	Tract II West Treated Soil
7/20/2015	0001183844	Modern	Modern	BROKER	1002470314	Ton	20.6	Tract II West Treated Soil
7/20/2015	0001183845	Modern	Modern	BROKER	1002470319	Ton	19.68	Tract II West Treated Soil
7/20/2015	0001183846	Modern	Modern	BROKER	1002470340	Ton	27.53	Tract II West Treated Soil
7/20/2015	0001183847	Modern	Modern	BROKER	1002470345	Ton	27.42	Tract II West Treated Soil
7/20/2015	0001184018	Modern	Modern	BROKER	1002470362	Ton	23.05	Tract II West Treated Soil
7/20/2015	0001184019	Modern	Modern	BROKER	1002470368	Ton	21.88	Tract II West Treated Soil
7/20/2015	0001184020	Modern	Modern	BROKER	1002470377	Ton	18.75	Tract II West Treated Soil
10/22/2015	0001241916	Modern	Modern	BROKER	1002497613	Ton	16.85	Kingdom Hall
10/22/2015	0001241915	Modern	Modern	BROKER	1002497622	Ton	18.83	Kingdom Hall
10/22/2015	0001241917	Modern	Modern	BROKER	1002497668	Ton	15.23	Kingdom Hall
10/22/2015	0001241918	Modern	Modern	BROKER	1002497675	Ton	18.17	Kingdom Hall
10/22/2015	0001241919	Modern	Modern	BROKER	1002497686	Ton	10.28	Kingdom Hall
10/22/2015	0001241920	Modern	Modern	BROKER	1002497709	Ton	23.09	Kingdom Hall
10/22/2015	0001241921	Modern	Modern	BROKER	1002497720	Ton	16.56	Kingdom Hall
10/22/2015	0001241922	Modern	Modern	BROKER	1002497734	Ton	16.35	Kingdom Hall
10/22/2015	0001241923	Modern	Modern	BROKER	1002497772	Ton	16.71	Kingdom Hall
10/22/2015	0001241924	Modern	Modern	BROKER	1002497784	Ton	11.91	Kingdom Hall
10/22/2015	0001241925	Modern	Modern	BROKER	1002497839	Ton	17.38	Kingdom Hall
10/22/2015	0001241926	Modern	Modern	BROKER	1002497849	Ton	21.84	Kingdom Hall
10/22/2015	0001242524	Modern	Modern	BROKER	1002497875	Ton	16.03	Kingdom Hall
10/22/2015	0001242525	Modern	Modern	BROKER	1002497887	Ton	21.78	Kingdom Hall
10/23/2015	0001242507	Modern	Modern	BROKER	1002497988	Ton	20.77	Kingdom Hall
10/23/2015	0001242508	Modern	Modern	PARISO	1002497992	Ton	19.77	Kingdom Hall

Table 2
Summary of Waste Disposed Off-Site
Tract II Remediation
Niagara Falls, New York

Scale Ticket Date	OSC Tracking No.	Transport Company	Source / Receiver Company	Driver / Truck ID	Scale Ticket No.	Scale Ticket Unit of Measure	Scale Ticket Quantity	Notes
10/23/2015	0001242509	Modern	Modern	BROKER	1002498016	Ton	19.49	Kingdom Hall
10/23/2015	0001242510	Modern	Modern	BROKER	1002498046	Ton	17.95	Kingdom Hall
10/23/2015	0001242511	Modern	Modern	PARISO	1002498054	Ton	20.62	Kingdom Hall
10/23/2015	0001242512	Modern	Modern	BROKER	1002498100	Ton	18.48	Kingdom Hall
10/23/2015	0001242513	Modern	Modern	BROKER	1002498110	Ton	17.13	Kingdom Hall
10/23/2015	0001242514	Modern	Modern	PARISO	1002498123	Ton	19.50	Kingdom Hall
10/23/2015	0001242515	Modern	Modern	BROKER	1002498159	Ton	23.11	Kingdom Hall
10/23/2015	0001242516	Modern	Modern	BROKER	1002498162	Ton	16.02	Kingdom Hall
10/23/2015	0001242517	Modern	Modern	PARISO	1002498174	Ton	16.96	Kingdom Hall
10/23/2015	0001242518	Modern	Modern	BROKER	1002498195	Ton	14.81	Kingdom Hall
10/23/2015	0001242519	Modern	Modern	PARISO	1002498217	Ton	21.36	Kingdom Hall
10/23/2015	0001242520	Modern	Modern	BROKER	1002498273	Ton	18.04	Kingdom Hall
10/23/2015	0001242521	Modern	Modern	BROKER	1002498280	Ton	16.60	Kingdom Hall
10/23/2015	0001243187	Modern	Modern	BROKER	1002498305	Ton	22.50	Kingdom Hall
10/23/2015	0001243189	Modern	Modern	PARISO	1002498317	Ton	24.91	Kingdom Hall
10/26/2015	0001243330	Modern	Modern	BROKER	1002498417	Ton	20.74	Kingdom Hall
10/26/2015	0001243331	Modern	Modern	BROKER	1002498476	Ton	19.90	Kingdom Hall
10/26/2015	0001243329	Modern	Modern	BROKER	1002498562	Ton	20.51	Kingdom Hall
10/26/2015	0001243332	Modern	Modern	BROKER	1002498611	Ton	19.62	Kingdom Hall
10/26/2015	0001244557	Modern	Modern	BROKER	1002498689	Ton	19.85	Kingdom Hall
10/26/2015	0001243333	Modern	Modern	BROKER	1002498695	Ton	15.23	Kingdom Hall
10/26/2015	0001244558	Modern	Modern	BROKER	1002498757	Ton	15.12	Kingdom Hall
10/27/2015	0001244783	Modern	Modern	BROKER	1002498900	Ton	14.55	Kingdom Hall
11/13/2015	0001254977	Modern	Modern	BROKER	1002504684	Ton	17.36	Tract II West Treated Soil
11/13/2015	0001254979	Modern	Modern	BROKER	1002504719	Ton	20.25	Tract II West Treated Soil
11/13/2015	0001254976	Modern	Modern	PARISO	1002504747	Ton	21.78	Tract II West Treated Soil
11/13/2015	0001254975	Modern	Modern	BROKER	1002504757	Ton	22.63	Tract II West Treated Soil
11/13/2015	0001254974	Modern	Modern	BROKER	1002504764	Ton	21.42	Tract II West Treated Soil
11/13/2015	0001254973	Modern	Modern	BROKER	1002504776	Ton	23.33	Tract II West Treated Soil
11/13/2015	0001254978	Modern	Modern	BROKER	1002504778	Ton	20.75	Tract II West Treated Soil
11/13/2015	0001254972	Modern	Modern	BROKER	1002504786	Ton	22.27	Tract II West Treated Soil
11/13/2015	0001254971	Modern	Modern	PARISO	1002504797	Ton	22.47	Tract II West Treated Soil
11/13/2015	0001254970	Modern	Modern	BROKER	1002504800	Ton	23.42	Tract II West Treated Soil
11/13/2015	0001255037	Modern	Modern	BROKER	1002504806	Ton	21.58	Tract II West Treated Soil
11/13/2015	0001255038	Modern	Modern	BROKER	1002504808	Ton	20.09	Tract II West Treated Soil
11/13/2015	0001255039	Modern	Modern	BROKER	1002504810	Ton	17.20	Tract II West Treated Soil
11/13/2015	0001255040	Modern	Modern	BROKER	1002504811	Ton	16.59	Tract II West Treated Soil
11/13/2015	0001255041	Modern	Modern	PARISO	1002504814	Ton	20.87	Tract II West Treated Soil
11/13/2015	0001255042	Modern	Modern	BROKER	1002504815	Ton	20.55	Tract II West Treated Soil
11/13/2015	0001255043	Modern	Modern	BROKER	1002504820	Ton	19.54	Tract II West Treated Soil
11/13/2015	0001255044	Modern	Modern	BROKER	1002504822	Ton	19.22	Tract II West Treated Soil
11/16/2015	0001256207	Modern	Modern	BROKER	1002504921	Ton	17.42	Tract II West Treated Soil
11/16/2015	0001256206	Modern	Modern	BROKER	1002504922	Ton	18.29	Tract II West Treated Soil
11/16/2015	0001256208	Modern	Modern	BROKER	1002504924	Ton	18.82	Tract II West Treated Soil
11/16/2015	0001256204	Modern	Modern	BROKER	1002504967	Ton	15.52	Tract II West Treated Soil
11/16/2015	0001256209	Modern	Modern	BROKER	1002504984	Ton	15.67	Tract II West Treated Soil

Table 2
Summary of Waste Disposed Off-Site
Tract II Remediation
Niagara Falls, New York

Scale Ticket Date	OSC Tracking No.	Transport Company	Source / Receiver Company	Driver / Truck ID	Scale Ticket No.	Scale Ticket Unit of Measure	Scale Ticket Quantity	Notes
11/16/2015	0001256210	Modern	Modern	BROKER	1002504990	Ton	15.55	Tract II West Treated Soil
11/16/2015	0001256211	Modern	Modern	BROKER	1002505030	Ton	15.43	Tract II West Treated Soil
11/16/2015	0001256212	Modern	Modern	BROKER	1002505038	Ton	15.38	Tract II West Treated Soil
11/16/2015	0001256203	Modern	Modern	BROKER	1002505048	Ton	16.18	Tract II West Treated Soil
11/16/2015	0001256427	Modern	Modern	BROKER	1002505093	Ton	16.29	Tract II West Treated Soil
11/16/2015	0001256428	Modern	Modern	BROKER	1002505144	Ton	15.36	Tract II West Treated Soil
11/16/2015	0001256429	Modern	Modern	BROKER	1002505189	Ton	21.59	Tract II West Treated Soil
11/18/2015	200-0000	Modern	Modern	Modern	200-0000	Ton	6.01	Tract II - Landfill / C&D
11/18/2015	osc-58786	Modern	Modern	Modern	osc-58786	Est	15	Tract II - Landfill / C&D
12/21/2015	1126320	Modern	Modern	Modern	1126320	Ton	4.19	Tract II - Landfill / C&D
2/8/2016	54174	Modern	Modern	Modern	54174	Ton	15	Tract II - Load Tires
11/3/2016	0001439991	Modern	Modern	PF37-TA	1002595462	Ton	21.5	Tract II - Brightfields
11/3/2016	0001439992	Modern	Modern	PF37-TA	1002595485	Ton	25.01	Tract II - Brightfields
11/3/2016	0001439993	Modern	Modern	PF37-TA	1002595549	Ton	22.13	Tract II - Brightfields
11/3/2016	0001439994	Modern	Modern	PF37-TA	1002595589	Ton	22.23	Tract II - Brightfields
11/3/2016	0001439995	Modern	Modern	PF32-TA	1002595460	Ton	19.47	Tract II - Brightfields
11/3/2016	0001439996	Modern	Modern	PF32-TA	1002595483	Ton	26.90	Tract II - Brightfields
11/3/2016	0001439997	Modern	Modern	PF32-TA	1002595539	Ton	26.79	Tract II - Brightfields
11/3/2016	0001439998	Modern	Modern	PF32-TA	1002595580	Ton	24.52	Tract II - Brightfields
11/3/2016	0001440236	Modern	Modern	PF32-TA	1002595624	Ton	23.56	Tract II - Brightfields
11/3/2016	0001440237	Modern	Modern	PF37-TA	1002595630	Ton	22.16	Tract II - Brightfields
11/3/2016	0001440288	Modern	Modern	PF37-TA	1002595672	Ton	26.11	Tract II - Brightfields
11/3/2016	0001440289	Modern	Modern	PF37-TA	1002595722	Ton	22.46	Tract II - Brightfields
11/3/2016	0001440290	Modern	Modern	PF32-TA	1002595668	Ton	23.37	Tract II - Brightfields
11/3/2016	0001440291	Modern	Modern	PF32-TA	1002595713	Ton	23.95	Tract II - Brightfields

Table 3
Confirmatory Samples Eastern Portion of Site
Detections Only

Parameter	Units	Unrestricted Use Soil Cleanup Objectives[1]	Restricted Use Soil Cleanup Objectives - Restricted Residential Standard[1]	Restricted Use Soil Cleanup Objectives - Commercial Standard[1]	T2-SW19-W2		T2-SW2		T2-SW6		T2-SW20		T2-SW21		T2-SW52		T2-SW53		T2-SW54		T2-CB1		T2-CB5		T2-CB6		T2-CB7		T2-CB8		T2-CB16		T2-CB16		T2-CB17	
				Sample Depth (feet):																																
				Sample Date:	4/3/2014		5/22/2013		5/22/2013		8/16/2013		8/16/2013		8/8/2014		8/8/2014		8/8/2014		5/22/2013		8/16/2013		8/16/2013		8/16/2013		8/16/2013		9/9/2013		9/24/2013		9/9/2013	
Volatile Organic Compounds																																				
Acetone	µg/Kg[2]	50	100,000	500,000	NA[3]		NA		NA		NA		NA		NA		NA		NA		NA		NA		NA		NA		34	U	24	U	NA		20	U
Dichlorodifluoromethane	µg/Kg	NS[4]	NS	NS	NA		NA		NA		NA		NA		NA		NA		NA		NA		NA		NA		NA		6.9	U	4.8	U	NA		4.0	U
Isopropylbenzene (Cumene)	µg/Kg	NS	NS	NS	NA		NA		NA		NA		NA		NA		NA		NA		NA		NA		NA		NA		6.9	U	4.8	U	NA		4.0	U
Methyl Acetate	µg/Kg	NS	NS	NS	NA		NA		NA		NA		NA		NA		NA		NA		NA		NA		NA		NA		6.9	U	4.8	U	NA		4.0	U
Methylcyclohexane	µg/Kg	NS	NS	NS	NA		NA		NA		NA		NA		NA		NA		NA		NA		NA		NA		NA		6.9	U	4.8	U	NA		4.0	U
Methylene Chloride	µg/Kg	50	100,000	500,000	NA		NA		NA		NA		NA		NA		NA		NA		NA		NA		NA		NA		6.9	U	4.8	U	NA		4.0	U
Semivolatile Organic Compounds (SVOCs)																																				
1,1-Biphenyl	µg/Kg	NS	NS	NS	NA		NA		NA		NA		NA		NA		NA		NA		NA		NA		NA		NA		NA		NA		NA		NA	
2,4-Dimethylphenol	µg/Kg	NS	NS	NS	NA		NA		NA		NA		NA		NA		NA		NA		NA		NA		NA		NA		180	U	200	U	NA		200	U
2,4-Dinitrotoluene	µg/Kg	NS	NS	NS	NA		NA		NA		NA		NA		NA		NA		NA		NA		NA		NA		NA		180	U	200	U	NA		200	U
2,6-Dintrotoluene	µg/Kg	NS	NS	NS	NA		NA		NA		NA		NA		NA		NA		NA		NA		NA		NA		NA		180	U	200	U	NA		200	U
2-Methylnaphthalene	µg/Kg	NS	NS	NS	NA		NA		NA		NA		NA		NA		NA		NA		NA		NA		NA		NA		180	U	200	U	NA		200	U
2-Methylphenol (O-Cresol)	µg/Kg	330	100,000	500,000	NA		NA		NA		NA		NA		NA		NA		NA		NA		NA		NA		NA		180	U	200	U	NA		200	U
3&4-Methylphenol (m+p Cresol)	µg/Kg	330[5]	100,000	500,000	NA		NA		NA		NA		NA		NA		NA		NA		NA		NA		NA		NA		NA		NA		NA		NA	
4-Methylphenol (p-Cresol)	µg/Kg	330	100,000	500,000	NA		NA		NA		NA		NA		NA		NA		NA		NA		NA		NA		NA		340	U	390	U	NA		380	U
Acenaphthene	µg/Kg	20,000	100,000	500,000	NA		NA		NA		NA		NA		NA		NA		NA		NA		NA		NA		NA		180	U	200	U	NA		200	U
Acenaphthylene	µg/Kg	100,000	100,000	500,000	NA		NA		NA		NA		NA		NA		NA		NA		NA		NA		NA		NA		180	U	200	U	NA		200	U
Anthracene	µg/Kg	100,000	100,000	500,000	NA		NA		NA		NA		NA		NA		NA		NA		NA		NA		NA		NA		180	U	200	U	NA		200	U
Benzaldehyde	µg/Kg	NS	NS	NS	NA		NA		NA		NA		NA		NA		NA		NA		NA		NA		NA		NA		180	U	200	U	NA		200	U
Benzo(a)anthracene	µg/Kg	1,000	1,000	5,600	NA		NA		NA		NA		NA		NA		NA		NA		NA		NA		NA		NA		180	U	200	U	NA		200	U
Benzo(a)pyrene	µg/Kg	1,000	1,000	1,000	NA		NA		NA		NA		NA		NA		NA		NA		NA		NA		NA		NA		180	U	200	U	NA		200	U
Benzo(b)fluoranthene	µg/Kg	1,000	1,000	5,600	NA		NA		NA		NA		NA		NA		NA		NA		NA		NA		NA		NA		**15**	**J**	200	U	NA		200	U
Benzo(g,h,i)perylene	µg/Kg	100,000	100,000	500,000	NA		NA		NA		NA		NA		NA		NA		NA		NA		NA		NA		NA		180	U	200	U	NA		200	U
Benzo(k)fluoranthene	µg/Kg	800	3,900	56,000	NA		NA		NA		NA		NA		NA		NA		NA		NA		NA		NA		NA		**8.6**	**J**	200	U	NA		200	U
Benzyl Butyl Phthalate	µg/Kg	NS	NS	NS	NA		NA		NA		NA		NA		NA		NA		NA		NA		NA		NA		NA		180	U	200	U	NA		200	U
Biphenyl (Diphenyl, 1,1'-Biphenyl)	µg/Kg	NS	NS	NS	NA		NA		NA		NA		NA		NA		NA		NA		NA		NA		NA		NA		180	U	200	U	NA		200	U
Bis(2-ethyhexyl) Phthalate	µg/Kg	NS	NS	NS	NA		NA		NA		NA		NA		NA		NA		NA		NA		NA		NA		NA		180	U	200	U	NA		200	U
Caprolactam	µg/Kg	NS	NS	NS	NA		NA		NA		NA		NA		NA		NA		NA		NA		NA		NA		NA		180	U	200	U	NA		200	U
Carbazole	µg/Kg	NS	NS	NS	NA		NA		NA		NA		NA		NA		NA		NA		NA		NA		NA		NA		180	U	200	U	NA		200	U
Chrysene	µg/Kg	1,000	3,900	56,000	NA		NA		NA		NA		NA		NA		NA		NA		NA		NA		NA		NA		180	U	200	U	NA		200	U
Dibenz(a,h)anthracene	µg/Kg	330	330	560	NA		NA		NA		NA		NA		NA		NA		NA		NA		NA		NA		NA		180	U	200	U	NA		200	U
Dibenzofuran	µg/Kg	7,000	59,000	350,000	NA		NA		NA		NA		NA		NA		NA		NA		NA		NA		NA		NA		180	U	200	U	NA		200	U
Diethyl Phthalate	µg/Kg	NS	NS	NS	NA		NA		NA		NA		NA		NA		NA		NA		NA		NA		NA		NA		180	U	200	U	NA		200	U
Dimethyl Phthalate	µg/Kg	NS	NS	NS	NA		NA		NA		NA		NA		NA		NA		NA		NA		NA		NA		NA		180	U	200	U	NA		200	U
Di-n-Butyl Phthalate	µg/Kg	NS	NS	NS	NA		NA		NA		NA		NA		NA		NA		NA		NA		NA		NA		NA		180	U	200	U	NA		200	U
Fluoranthene	µg/Kg	100,000	100,000	500,000	NA		NA		NA		NA		NA		NA		NA		NA		NA		NA		NA		NA		**5.3**	**J**	**18**	**J**	NA		200	U
Fluorene	µg/Kg	30,000	100,000	500,000	NA		NA		NA		NA		NA		NA		NA		NA		NA		NA		NA		NA		180	U	200	U	NA		200	U
Indeno(1,2,3-cd)pyrene	µg/Kg	500	500	5,600	NA		NA		NA		NA		NA		NA		NA		NA		NA		NA		NA		NA		180	U	200	U	NA		200	U
Isophrone	µg/Kg	NS	NS	NS	NA		NA		NA		NA		NA		NA		NA		NA		NA		NA		NA		NA		180	U	200	U	NA		200	U
Naphthalene	µg/Kg	12,000	100,000	500,000	NA		NA		NA		NA		NA		NA		NA		NA		NA		NA		NA		NA		180	U	200	U	NA		200	U
N-Nitrosodiphenylamine	µg/Kg	NS	NS	NS	NA		NA		NA		NA		NA		NA		NA		NA		NA		NA		NA		NA		180	U	200	U	NA		200	U
Phenanthrene	µg/Kg	100,000	100,000	500,000	NA		NA		NA		NA		NA		NA		NA		NA		NA		NA		NA		NA		180	U	**9.7**	**J**	NA		200	U
Phenol	µg/Kg	330	100,000	500,000	NA		NA		NA		NA		NA		NA		NA		NA		NA		NA		NA		NA		180	U	200	U	NA		200	U
Pyrene	µg/Kg	100,000	100,000	500,000	NA		NA		NA		NA		NA		NA		NA		NA		NA		NA		NA		NA		180	U	**12**	**J**	NA		200	U
Target Compound List (TCL) Pesticides																																				
alpha-BHC (alpha Hexachlorocyclohexane)	µg/Kg	20	480	3,400	NA		NA		NA		NA		NA		NA		NA		NA		NA		NA		NA		NA		NA		20	U	NA		2.0	U
beta-BHC (beta Hexachlorocyclohexane)	µg/Kg	36	360	3,000	NA		NA		NA		NA		NA		NA		NA		NA		NA		NA		NA		NA		NA		20	U	NA		2.0	U
delta-BHC (delta Hexachlorocyclohexane)	µg/Kg	40	100,000	500,000	NA		NA		NA		NA		NA		NA		NA		NA		NA		NA		NA		NA		NA		20	U	NA		2.0	U
Dieldrin	µg/Kg	5	200	1,400	NA		NA		NA		NA		NA		NA		NA		NA		NA		NA		NA		NA		NA		20	U	NA		2.0	U
Endrin Ketone	µg/Kg	NS	NS	NS	NA		NA		NA		NA		NA		NA		NA		NA		NA		NA		NA		NA		NA		20	U	NA		2.0	U
Gamma BHC (Lindane)	µg/Kg	100	1,300	9,200	NA		NA		NA		NA		NA		NA		NA		NA		NA		NA		NA		NA		NA		20	U	NA		2.0	U
Methoxychlor	µg/Kg	NS	NS	NS	NA		NA		NA		NA		NA		NA		NA		NA		NA		NA		NA		NA		NA		20	U	NA		2.0	U
4,4'-DDD (p,p'-DDD)	µg/Kg	3.3	13,000	92,000	NA		NA		NA		NA		NA		NA		NA		NA		NA		NA		NA		NA		NA		20	U	NA		2.0	U
4,4'-DDE (p,p'-DDE)	µg/Kg	3.3	8,900	62,000	NA		NA		NA		NA		NA		NA		NA		NA		NA		NA		NA		NA		NA		20	U	NA		2.0	U
4,4'-DDT (p,p'-DDT)	µg/Kg	3.3	7,900	47,000	NA		NA		NA		NA		NA		NA		NA		NA		NA		NA		NA		NA		NA		20	U	NA		2.0	U
Target Compound List (TCL) Polychlorinated Biphenyls (PCBs)																																				
Target Analyte List (TAL) Metals (Total)																																				
Aluminum	mg/Kg[12]	NS	NS	NS	NA		NA		NA		NA		NA		NA		NA		NA		NA		NA		NA		NA		**14,100**		**15,700**		NA		**12,800**	
Antimony	mg/Kg	NS	NS	NS	NA		NA		NA		NA		NA		NA		NA		NA		NA		NA		NA		NA		17.3	U	17.1	U	NA		17.4	U
Arsenic	mg/Kg	13	16	16	NA		NA		NA		NA		NA		NA		NA		NA		NA		NA		NA		NA		**3.1**		**6.1**		NA		**5.2**	
Barium	mg/Kg	350	400	400	NA		NA		NA		NA		NA		NA		NA		NA		NA		NA		NA		NA		**94.3**		**99.0**		NA		**61.6**	
Beryllium	mg/Kg	7.2	72	590	NA		NA		NA		NA		NA		NA		NA		NA		NA		NA		NA		NA		**0.62**		**0.91**		NA		**0.85**	
Cadmium	mg/Kg	2.5	4.3	9.3	NA		NA		NA		NA		NA		NA		NA		NA		NA		NA		NA		NA		0.23	U	0.23	U	NA		0.23	U
Calcium	mg/Kg	NS	NS	NS	NA		NA		NA		NA		NA		NA		NA		NA		NA		NA		NA		NA		**2,580**		**6,370**		NA		**7,060**	
Chromium	mg/Kg	1	110	400	NA		NA		NA		NA		NA		NA		NA		NA		NA		NA		NA		NA		**17.8**		**19.3**[151]		NA		**19.4**	
Chromium (trivalent)[13]	mg/Kg	30	180	1,500	NA		NA		NA		NA		NA		NA		NA		NA		NA		NA		NA		NA		NA		NA		**17.0**		NA	
Hexavalent Chromium	mg/Kg	1	110	400	NA		NA		NA		NA		NA		NA		NA		NA		NA		NA		NA		NA		NA		NA		2.3	U	NA	
Cobalt	mg/Kg	NS	NS	NS	NA		NA		NA		NA		NA		NA		NA		NA		NA		NA		NA		NA		**12.0**		**11.7**		NA		**7.5**	
Copper	mg/Kg	50	270	270	NA		NA		NA		NA		NA		NA		NA		NA		NA		NA		NA		NA		**15.2**		**28.2**		NA		**51.0**	
Iron	mg/Kg	NS	NS	NS	NA		NA		NA		NA		NA		NA		NA		NA		NA		NA		NA		NA		**17,900**		**25,300**		NA		**21,000**	
Lead	mg/Kg	63	400	1,000	**172**		NA		NA		**172**		**253**		**249**		**362**		**69.0**		**643**		**271**		**11.5**		**11.5**		**6.0**		**258**		NA		**3.7**	
Magnesium	mg/Kg	NS	NS	NS	NA		NA		NA		NA		NA		NA		NA		NA		NA		NA		NA		NA		**4,160**		**4,810**		NA		**4,490**	
Manganese	mg/Kg	1,600	2,000	10,000	NA		NA		NA		NA		NA		NA		NA		NA		NA		NA		NA		NA		**793**		**572**		NA		**158**	
Nickel	mg/Kg	30	310	310	NA		NA		NA		NA		NA		NA		NA		NA		NA		NA		NA		NA		**26.0**		**25.4**		NA		**19.4**	
Potassium	mg/Kg	NS	NS	NS	NA		NA		NA		NA		NA		NA		NA		NA		NA		NA		NA		NA		**1,320**		**1,460**		NA		**1,160**	
Selenium	mg/Kg	3.9	180	1,500	NA		NA		NA		NA		NA		NA		NA		NA		NA		NA		NA		NA		4.6	U	4.6	U	NA		4.6	U
Silver	mg/Kg	2	180	1,500	NA		NA		NA		NA		NA		NA		NA		NA		NA		NA		NA		NA		0.58	U	0.57	U	NA		0.58	U
Sodium	mg/Kg	NS	NS	NS	NA		NA		NA		NA		NA		NA		NA		NA		NA		NA		NA		NA		161	U	160	U	NA		162	U
Thallium	mg/Kg	NS	NS	NS	NA		NA		NA		NA		NA		NA		NA		NA		NA		NA		NA		NA		6.9	U	6.9	U	NA		6.9	U
Tin	mg/Kg	NS	NS	NS	NA		NA		NA		NA		NA		NA		NA		NA		NA		NA		NA		NA		NA		NA		NA		NA	
Vanadium	mg/Kg	NS	NS	NS	NA		NA		NA		NA		NA		NA		NA		NA		NA		NA		NA		NA		**21.5**		**27.4**		NA		**31.6**	
Zinc	mg/Kg	109	10,000	10,000	NA		NA		NA		NA		NA		NA		NA		NA		NA		NA		NA		NA		**41.1**		**49.5**		NA		**43.8**	
Mercury	mg/Kg	0.18	0.81	2.8	NA		NA		NA		NA		NA		NA		NA		NA		NA		NA		NA		NA		**0.039**		**0.027**		NA		0.024	U
General Chemistry																																				
Sulfate	mg/Kg	NS	NS	NS	NA		NA		NA		NA		NA		NA		NA		NA		NA		NA		NA		NA		NA		NA		NA		NA	
Toxicity Characteristic Leaching Procedure (TCLP) Metals																																				
Lead	mg/L[14]	NS	NS	NS	0.50	U	**1.2**		**3.9**		**0.23**		**0.099**		0.50	U	0.50	U	0.50	U	**0.75**		**1.5**		**0.0069**		**0.012**		0.0050	U	NA		NA		NA	
Physical Parameters																																				
Percent Solids	Percent	NS	NS	NS	NA		NA		NA		NA		NA		NA		NA		NA		NA		NA		NA		NA		NA		NA		NA		NA	

Table 3
Confirmatory Samples Eastern Portion of Site
Detections Only

Parameter	Units	Unrestricted Use Soil Cleanup Objectives[1]	Restricted Use Soil Cleanup Objectives - Restricted Residential Standard[1]	Restricted Use Soil Cleanup Objectives - Commercial Standard[1]	T2-CB17		T2-CB19		T2-CB20		T2-CB22		T2-CB23		T2-CB24		T2-CB25		T2-CB26		T2-CB27		T2-CB29		T2-CB30		T2-CB31		T2-CB32		T2-CB33		T2-CB35		T2-CB36	
				Sample Depth (feet):																																
				Sample Date:	9/24/2013		10/9/2013		10/22/2013		10/22/2013		10/31/2013		10/31/2013		11/21/2013		11/21/2013		11/21/2013		12/6/2013		12/6/2013		12/9/2013		12/19/2013		12/19/2013		12/19/2013		1/2/2014	
				Sample ID:	Result	Qualifier	Result	Qualifier	Result	Qualifier	Result	Qualifier	Result	Qualifier	Result	Qualifier	Result	Qualifier	Result	Qualifier	Result	Qualifier	Result	Qualifier	Result	Qualifier	Result	Qualifier	Result	Qualifier	Result	Qualifier	Result	Qualifier	Result	Qualifier
Volatile Organic Compounds																																				
Acetone	µg/Kg[2]	50	100,000	500,000	NA		**50**		**18**	J	22	U	23	U	22	U	20	U	**46**		NA		NA		NA		NA		NA		NA		NA		28	U
Dichlorodifluoromethane	µg/Kg	NS[4]	NS	NS	NA		4.4	U	4.6	U	4.3	U	4.6	U	4.3	U	4.0	U	4.2	U	NA		NA		NA		NA		NA		NA		NA		5.6	U
Isopropylbenzene (Cumene)	µg/Kg	NS	NS	NS	NA		4.4	U	4.6	U	4.3	U	4.6	U	4.3	U	4.0	U	**80**		NA		NA		NA		NA		NA		NA		NA		5.6	U
Methyl Acetate	µg/Kg	NS	NS	NS	NA		4.4	U	4.6	U	4.3	U	4.6	U	4.3	U	4.0	U	4.2	U	NA		NA		NA		NA		NA		NA		NA		5.6	U
Methylcyclohexane	µg/Kg	NS	NS	NS	NA		4.4	U	4.6	U	4.3	U	4.6	U	4.3	U	4.0	U	**20**		NA		NA		NA		NA		NA		NA		NA		5.6	U
Methylene Chloride	µg/Kg	50	100,000	500,000	NA		4.4	U	4.6	U	4.3	U	4.6	U	4.3	U	4.0	U	4.2	U	NA		NA		NA		NA		NA		NA		NA		5.6	U
Semivolatile Organic Compounds (SVOCs)																																				
1,1-Biphenyl	µg/Kg	NS	NS	NS	NA		NA		NA		NA		NA		NA		NA		NA		NA		NA		NA		NA		NA		NA		NA		NA	
2,4-Dimethylphenol	µg/Kg	NS	NS	NS	NA		200	U	210	U	210	U	NA		NA		180	U	180	U	NA		NA		NA		NA		NA		NA		NA		210	U
2,4-Dinitrotoluene	µg/Kg	NS	NS	NS	NA		200	U	210	U	210	U	NA		NA		180	U	**450**		NA		NA		NA		NA		NA		NA		NA		210	U
2,6-Dintrotoluene	µg/Kg	NS	NS	NS	NA		200	U	210	U	210	U	NA		NA		180	U	**250**		NA		NA		NA		NA		NA		NA		NA		210	U
2-Methylnaphthalene	µg/Kg	NS	NS	NS	NA		200	U	**18**	J	210	U	NA		NA		180	U	**3,000**		NA		NA		NA		NA		NA		NA		NA		210	U
2-Methylphenol (O-Cresol)	µg/Kg	330	100,000	500,000	NA		200	U	210	U	210	U	NA		NA		180	U	180	U	NA		NA		NA		NA		NA		NA		NA		210	U
3&4-Methylphenol (m+p Cresol)	µg/Kg	330[6]	100,000	500,000	NA		NA		NA		NA		NA		NA		NA		NA		NA		NA		NA		NA		NA		NA		NA		NA	
4-Methylphenol (p-Cresol)	µg/Kg	330	100,000	500,000	NA		380	U	410	U	410	U	NA		NA		360	U	360	U	NA		NA		NA		NA		NA		NA		NA		400	U
Acenaphthene	µg/Kg	20,000	100,000	500,000	NA		200	U	210	U	210	U	180	U	180	U	180	U	**120**	J	NA		NA		NA		NA		NA		NA		NA		210	U
Acenaphthylene	µg/Kg	100,000	100,000	500,000	NA		200	U	210	U	210	U	180	U	180	U	180	U	**67**	J	NA		NA		NA		NA		NA		NA		NA		210	U
Anthracene	µg/Kg	100,000	100,000	500,000	NA		**5.8**	J	**25**	J	210	U	180	U	180	U	180	U	**43**	J	NA		NA		NA		NA		NA		NA		NA		210	U
Benzaldehyde	µg/Kg	NS	NS	NS	NA		200	U	210	U	210	U	NA		NA		180	U	180	U	NA		NA		NA		NA		NA		NA		NA		210	U
Benzo(a)anthracene	µg/Kg	1,000	1,000	5,600	NA		200	U	**100**	J	210	U	180	U	180	U	180	U	180	U	NA		NA		NA		NA		NA		NA		NA		210	U
Benzo(a)pyrene	µg/Kg	1,000	1,000	1,000	NA		**16**	J	**100**	J	210	U	180	U	**9.5**	J	180	U	180	U	NA		NA		NA		NA		NA		NA		NA		210	U
Benzo(b)fluoranthene	µg/Kg	1,000	1,000	5,600	NA		**20**	J	**130**	J	210	U	**18**	J	**20**	J	180	U	180	U	NA		NA		NA		NA		NA		NA		NA		210	U
Benzo(g,h,i)perylene	µg/Kg	100,000	100,000	500,000	NA		**20**	J	**58**	J	210	U	180	U	180	U	180	U	180	U	NA		NA		NA		NA		NA		NA		NA		210	U
Benzo(k)fluoranthene	µg/Kg	800	3,900	56,000	NA		**15**	J	**66**	J	210	U	180	U	180	U	180	U	180	U	NA		NA		NA		NA		NA		NA		NA		210	U
Benzyl Butyl Phthalate	µg/Kg	NS	NS	NS	NA		200	U	210	U	210	U	NA		NA		180	U	180	U	NA		NA		NA		NA		NA		NA		NA		210	U
Biphenyl (Diphenyl, 1,1'-Biphenyl)	µg/Kg	NS	NS	NS	NA		200	U	210	U	210	U	NA		NA		180	U	180	U	NA		NA		NA		NA		NA		NA		NA		210	U
Bis(2-ethyhexyl) Phthalate	µg/Kg	NS	NS	NS	NA		**79**	J	210	U	210	U	NA		NA		180	U	180	U	NA		NA		NA		NA		NA		NA		NA		210	U
Caprolactam	µg/Kg	NS	NS	NS	NA		200	U	210	U	210	U	NA		NA		180	U	**1,700**		NA		NA		NA		NA		NA		NA		NA		210	U
Carbazole	µg/Kg	NS	NS	NS	NA		200	U	**15**	J	210	U	NA		NA		180	U	**33**	J	NA		NA		NA		NA		NA		NA		NA		210	U
Chrysene	µg/Kg	1,000	3,900	56,000	NA		**22**	J	**95**	J	210	U	180	U	180	U	180	U	180	U	NA		NA		NA		NA		NA		NA		NA		210	U
Dibenz(a,h)anthracene	µg/Kg	330	330	560	NA		**13**	J	210	U	210	U	180	U	180	U	180	U	180	U	NA		NA		NA		NA		NA		NA		NA		210	U
Dibenzofuran	µg/Kg	7,000	59,000	350,000	NA		200	U	210	U	210	U	NA		NA		180	U	**270**		NA		NA		NA		NA		NA		NA		NA		210	U
Diethyl Phthalate	µg/Kg	NS	NS	NS	NA		200	U	210	U	210	U	NA		NA		180	U	180	U	NA		NA		NA		NA		NA		NA		NA		210	U
Dimethyl Phthalate	µg/Kg	NS	NS	NS	NA		200	U	210	U	210	U	NA		NA		180	U	180	U	NA		NA		NA		NA		NA		NA		NA		210	U
Di-n-Butyl Phthalate	µg/Kg	NS	NS	NS	NA		200	U	210	U	210	U	NA		NA		180	U	180	U	NA		NA		NA		NA		NA		NA		NA		210	U
Fluoranthene	µg/Kg	100,000	100,000	500,000	NA		**21**	J	**180**	J	210	U	180	U	**17**	J	180	U	**7.5**	J	NA		NA		NA		NA		NA		NA		NA		210	U
Fluorene	µg/Kg	30,000	100,000	500,000	NA		200	U	210	U	210	U	180	U	180	U	180	U	**540**		NA		NA		NA		NA		NA		NA		NA		210	U
Indeno(1,2,3-cd)pyrene	µg/Kg	500	500	5,600	NA		**16**	J	**49**	J	210	U	180	U	180	U	180	U	180	U	NA		NA		NA		NA		NA		NA		NA		210	U
Isophrone	µg/Kg	NS	NS	NS	NA		200	U	210	U	210	U	NA		NA		180	U	**300**		NA		NA		NA		NA		NA		NA		NA		210	U
Naphthalene	µg/Kg	12,000	100,000	500,000	NA		200	U	210	U	210	U	180	U	180	U	180	U	180	U	NA		NA		NA		NA		NA		NA		NA		210	U
N-Nitrosodiphenylamine	µg/Kg	NS	NS	NS	NA		200	U	210	U	210	U	NA		NA		180	U	**940**		NA		NA		NA		NA		NA		NA		NA		210	U
Phenanthrene	µg/Kg	100,000	100,000	500,000	NA		**12**	J	**81**	J	210	U	**9.8**	J	**11**	J	180	U	**800**		NA		NA		NA		NA		NA		NA		NA		210	U
Phenol	µg/Kg	330	100,000	500,000	NA		200	U	210	U	210	U	NA		NA		180	U	180	U	NA		NA		NA		NA		NA		NA		NA		210	U
Pyrene	µg/Kg	100,000	100,000	500,000	NA		**22**	J	**170**	J	210	U	180	U	**17**	J	180	U	**25**	J	NA		NA		NA		NA		NA		NA		NA		210	U
Target Compound List (TCL) Pesticides																																				
alpha-BHC (alpha Hexachlorocyclohexane)	µg/Kg	20	480	3,400	NA		1.9	U	100	U	10	U	1.8	U	1.7	U	1.8	U	1.8	U	NA		NA		NA		NA		NA		NA		NA		2.0	U
beta-BHC (beta Hexachlorocyclohexane)	µg/Kg	36	360	3,000	NA		1.9	U	100	U	10	U	1.8	U	**0.85**	J	1.8	U	1.8	U	NA		NA		NA		NA		NA		NA		NA		**0.54**	J
delta-BHC (delta Hexachlorocyclohexane)	µg/Kg	40	100,000	500,000	NA		**0.49**	J,B[16]	100	U	10	U	**0.39**	J	1.7	U	**0.44**	J,B	1.8	U	NA		NA		NA		NA		NA		NA		NA		2.0	U
Dieldrin	µg/Kg	5	200	1,400	NA		1.9	U	100	U	10	U	1.8	U	1.7	U	1.8	U	1.8	U	NA		NA		NA		NA		NA		NA		NA		2.0	U
Endrin Ketone	µg/Kg	NS	NS	NS	NA		1.9	U	100	U	10	U	1.8	U	**0.47**	J	1.8	U	1.8	U	NA		NA		NA		NA		NA		NA		NA		2.0	U
Gamma BHC (Lindane)	µg/Kg	100	1,300	9,200	NA		1.9	U	100	U	10	U	**0.32**	J	1.7	U	1.8	U	**0.33**	J	NA		NA		NA		NA		NA		NA		NA		2.0	U
Methoxychlor	µg/Kg	NS	NS	NS	NA		1.9	U	100	U	10	U	**0.75**	J	**0.51**	J	1.8	U	1.8	U	NA		NA		NA		NA		NA		NA		NA		2.0	U
4,4'-DDD (p,p'-DDD)	µg/Kg	3.3	13,000	92,000	NA		1.9	U	100	U	10	U	1.8	U	1.7	U	1.8	U	1.8	U	NA		NA		NA		NA		NA		NA		NA		2.0	U
4,4'-DDE (p,p'-DDE)	µg/Kg	3.3	8,900	62,000	NA		**0.33**	J,B	100	U	10	U	1.8	U	**0.41**	J	1.8	U	**0.47**	J	NA		NA		NA		NA		NA		NA		NA		2.0	U
4,4'-DDT (p,p'-DDT)	µg/Kg	3.3	7,900	47,000	NA		**0.35**	J,B	100	U	10	U	**0.77**	J	1.7	U	1.8	U	**0.31**	J	NA		NA		NA		NA		NA		NA		NA		**0.93**	J
Target Compound List (TCL) Polychlorinated Biphenyls (PCBs)																																				
Target Analyte List (TAL) Metals (Total)																																				
Aluminum	mg/Kg[152]	NS	NS	NS	NA		**15,600**		**17,300**		**13,200**		**11,400**		**15,900**		**10,900**		**15,300**		NA		NA		NA		NA		NA		NA		NA		**16,200**	
Antimony	mg/Kg	NS	NS	NS	NA		19.0	U	20.2	U	18.4	U	16.4	U	15.6	U	1.1	U	1.0	U	NA		NA		NA		NA		NA		NA		NA		5.9	U
Arsenic	mg/Kg	13	16	16	NA		**5.1**		**4.2**		**4.0**		**3.6**		**5.0**		**1.2**		**3.9**		NA		NA		NA		NA		NA		NA		NA		**8.4**	J
Barium	mg/Kg	350	400	400	NA		**113**		**123**		**112**		**76.9**		**82.9**		**65.9**		**139**		NA		NA		NA		NA		NA		NA		NA		**171**	
Beryllium	mg/Kg	7.2	72	590	NA		**0.73**		**0.90**		**0.65**		**0.59**		**0.88**		**0.56**		**0.78**		NA		NA		NA		NA		NA		NA		NA		**0.76**	
Cadmium	mg/Kg	2.5	4.3	9.3	NA		0.25	U	0.27	U	0.25	U	0.22	U	0.21	U	0.55	U	0.52	U	NA		NA		NA		NA		NA		NA		NA		0.59	U
Calcium	mg/Kg	NS	NS	NS	NA		**3,080**		**2,940**		**68,400**		**58,300**		**5,150**		**3,090**		**3,200**		NA		NA		NA		NA		NA		NA		NA		**4,020**	
Chromium	mg/Kg	1	110	400	NA		**21.9**		**22.4**		**18.3**		**16.6**		**21.0**		**15.8**		**21.8**		NA		NA		NA		NA		NA		NA		NA		**21.8**	
Chromium (trivalent)[13]	mg/Kg	30	180	1,500	**16.9**		**21.42**		**19.9**		**17.8**		**14.2**		**20.58**		**15.37**		**21.37**		NA		NA		NA		NA		NA		NA		NA		**21.8**	
Hexavalent Chromium	mg/Kg	1	110	400	2.5	U	0.48	U	0.50	U	0.50	U	**2.4**		0.42	U	0.43	U	0.43	U	NA		NA		NA		NA		NA		NA		NA		0.49	U
Cobalt	mg/Kg	NS	NS	NS	NA		**13.5**		**13.8**		**10.9**		**10.6**		**11.8**		**7.6**		**11.0**		NA		NA		NA		NA		NA		NA		NA		**12.8**	
Copper	mg/Kg	50	270	270	NA		**24.4**		**17.7**		**20.4**		**18.2**		**21.2**		**8.6**		**17.3**		NA		NA		NA		NA		NA		NA		NA		**19.8**	
Iron	mg/Kg	NS	NS	NS	NA		**27,000**		**27,400**		**20,700**		**17,300**		**26,700**		**15,500**		**29,200**		NA		NA		NA		NA		NA		NA		NA		**28,000**	
Lead	mg/Kg	63	400	1,000	NA		**13.0**		**69.1**		**8.1**		**13.4**		**29.3**		**5.3**		**8.2**		NA		**10.2**		**26.1**		NA		**7.9**		**18.9**		**13.6**		**10.2**	
Magnesium	mg/Kg	NS	NS	NS	NA		**5,810**		**5,640**		**10,300**		**8,150**		**4,700**		**4,390**		**5,740**		NA		NA		NA		NA		NA		NA		NA		**7,170**	
Manganese	mg/Kg	1,600	2,000	10,000	NA		**868**		**763**		**587**		**1,150**		**318**		**365**		**580**		**758**		NA		NA		NA		NA		NA		NA		**673**	
Nickel	mg/Kg	30	310	310	NA		**33.8**		**28.3**		**25.9**		**23.8**		**26.9**		**18.1**		**25.7**		NA		NA		NA		NA		NA		NA		NA		**29.1**	
Potassium	mg/Kg	NS	NS	NS	NA		**1,850**		**1,330**		**1,750**		**1,500**		**1,460**		**828**		**1,490**		NA		NA		NA		NA		NA		NA		NA		**1,660**	
Selenium	mg/Kg	3.9	180	1,500	NA		5.1	U	5.4	U	4.9	U	4.4	U	4.2	U	1.1	U	1.0	U	NA		NA		NA		NA		NA		NA		NA		1.2	U
Silver	mg/Kg	2	180	1,500	NA		0.63	U	0.67	U	0.61	U	0.55	U	0.52	U	0.55	U	0.52	U	NA		NA		NA		NA		NA		NA		NA		0.59	U
Sodium	mg/Kg	NS	NS	NS	NA		177	U	189	U	**178**		153	U	145	U	548	U	522	U	NA		NA		NA		NA		NA		NA		NA		593	U
Thallium	mg/Kg	NS	NS	NS	NA		7.6	U	8.1	U	7.4	U	6.6	U	6.2	U	2.2	U	2.1	U	NA		NA		NA		NA		NA		NA		NA		**2.4**	
Tin	mg/Kg	NS	NS	NS	NA		NA		NA		NA		NA		NA		NA		NA		NA		NA		NA		NA		NA		NA		NA		NA	
Vanadium	mg/Kg	NS	NS	NS	NA		**30.7**		**29.4**		**25.8**		**21.6**		**29.7**		**16.5**		**27.2**		NA		NA		NA		NA		NA		NA		NA		**29.9**	
Zinc	mg/Kg	109	10,000	10,000	NA		**52.2**		**87.9**		**47.6**		**41.4**		**53.0**		**49.7**		**64.6**		NA		NA		NA		NA		NA		NA		NA		**59.9**	
Mercury	mg/Kg	0.18	0.81	2.8	NA		0.022	U	**0.047**		0.024	U	0.021	U	0.021	U	0.032	U	0.036	U	NA		NA		NA		NA		NA		NA		NA		**0.042**	
General Chemistry																																				
Sulfate	mg/Kg	NS	NS	NS	NA		NA		NA		NA		NA		NA		NA		NA		NA		NA		NA		NA		NA		NA		NA		NA	
Toxicity Characteristic Leaching Procedure (TCLP) Metals																																				
Lead	mg/L[143]	NS	NS	NS	NA		**0.29**		NA		NA		NA		NA		NA		NA		NA		NA		NA		NA		NA		NA		NA		NA	
Physical Parameters																																				
Percent Solids	Percent	NS	NS	NS	NA		NA		NA		NA		NA		NA		NA		NA		NA		NA		NA		NA		NA		NA		NA		NA	

Table 3
Confirmatory Samples Eastern Portion of Site
Detections Only

Parameter	Units	Unrestricted Use Soil Cleanup Objectives[1]	Restricted Use Soil Cleanup Objectives - Restricted Residential Standard[1]	Restricted Use Soil Cleanup Objectives - Commercial Standard[1]	T2-CB37		T2-CB38		T2-CB39		T2-CB41		T2-CB42		T2-CB43		T2-CB44		T2-CB45		T2-CB46		T2-CB47		T2-CB48		T2-CB49		T2-CB50		T2-CB51		T2-CB52		T2-CB53	
				Sample Depth (feet):																																
				Sample Date:	1/31/2014		2/14/2014		2/14/2014		3/6/2014		3/6/2014		3/21/2014		3/21/2014		3/25/2014		3/25/2014		3/25/2014		3/25/2014		3/25/2014		4/22/2014		4/23/2014		4/23/2014		4/23/2014	
Volatile Organic Compounds																																				
Acetone	µg/Kg[2]	50	100,000	500,000	21	U	23	U	22	U	23	U	**9.5**	**J**	**4.6**	**J**	23	U	23	U	NA		NA		15	U	24	U	21	U	NA		24	U	NA	
Dichlorodifluoromethane	µg/Kg	NS[4]	NS	NS	4.3	U	4.6	U	4.5	U	**0.69**	**J**	**1.4**	**J**	4.6	U	4.6	U	4.7	U	NA		NA		3.1	U	4.7	U	4.2	U	NA		4.8	U	NA	
Isopropylbenzene (Cumene)	µg/Kg	NS	NS	NS	4.3	U	4.6	U	4.5	U	4.6	U	4.8	U	4.6	U	4.6	U	4.7	U	NA		NA		3.1	U	4.7	U	4.2	U	NA		4.8	U	NA	
Methyl Acetate	µg/Kg	NS	NS	NS	4.3	U	4.6	U	4.5	U	4.6	U	4.8	U	4.6	U	4.6	U	4.7	U	NA		NA		3.1	U	4.7	U	4.2	U	NA		4.8	U	NA	
Methylcyclohexane	µg/Kg	NS	NS	NS	4.3	U	4.6	U	4.5	U	4.6	U	4.8	U	4.6	U	4.6	U	4.7	U	NA		NA		3.1	U	4.7	U	4.2	U	NA		4.8	U	NA	
Methylene Chloride	µg/Kg	50	100,000	500,000	4.3	U	4.6	U	4.5	U	4.6	U	4.8	U	4.6	U	4.6	U	4.7	U	NA		NA		3.1	U	4.7	U	4.2	U	NA		4.8	U	NA	
Semivolatile Organic Compounds (SVOCs)																																				
1,1-Biphenyl	µg/Kg	NS	NS	NS	NA		NA		NA		NA		NA		NA		NA		NA		NA		NA		NA		NA		NA		NA		NA		NA	
2,4-Dimethylphenol	µg/Kg	NS	NS	NS	190	U	190	U	190	U	200	U	190	U	210	U	200	U	210	U	NA		NA		220	U	210	U	180	U	NA		200	U	NA	
2,4-Dinitrotoluene	µg/Kg	NS	NS	NS	190	U	190	U	190	U	200	U	190	U	210	U	200	U	210	U	NA		NA		220	U	210	U	180	U	NA		200	U	NA	
2,6-Dintrotoluene	µg/Kg	NS	NS	NS	190	U	190	U	190	U	200	U	190	U	210	U	200	U	210	U	NA		NA		220	U	210	U	180	U	NA		200	U	NA	
2-Methylnaphthalene	µg/Kg	NS	NS	NS	190	U	190	U	190	U	**9.2**	**J**	190	U	210	U	200	U	210	U	NA		NA		220	U	210	U	180	U	NA		200	U	NA	
2-Methylphenol (O-Cresol)	µg/Kg	330	100,000	500,000	190	U	190	U	190	U	200	U	190	U	210	U	200	U	210	U	NA		NA		220	U	210	U	180	U	NA		200	U	NA	
3&4-Methylphenol (m+p Cresol)	µg/Kg	330[6]	100,000	500,000	NA		NA		NA		NA		NA		NA		NA		NA		NA		NA		NA		NA		NA		NA		NA		NA	
4-Methylphenol (p-Cresol)	µg/Kg	330	100,000	500,000	370	U	370	U	370	U	400	U	380	U	400	U	400	U	400	U	NA		NA		440	U	410	U	350	U	NA		390	U	NA	
Acenaphthene	µg/Kg	20,000	100,000	500,000	190	U	190	U	190	U	**10**	**J**	190	U	210	U	200	U	210	U	NA		NA		220	U	210	U	180	U	NA		200	U	NA	
Acenaphthylene	µg/Kg	100,000	100,000	500,000	190	U	190	U	190	U	200	U	190	U	210	U	200	U	210	U	NA		NA		220	U	210	U	180	U	NA		200	U	NA	
Anthracene	µg/Kg	100,000	100,000	500,000	**13**	**J**	190	U	190	U	**21**	**J**	190	U	210	U	200	U	210	U	NA		NA		220	U	210	U	180	U	NA		200	U	NA	
Benzaldehyde	µg/Kg	NS	NS	NS	**190**	**R**[1,19]	190	U	190	U	200	U	190	U	210	U	200	U	210	U	NA		NA		220	U	210	U	180	U	NA		200	U	NA	
Benzo(a)anthracene	µg/Kg	1,000	1,000	5,600	**300**		190	U	190	U	**56**	**J**	190	U	210	U	200	U	210	UJ	NA		NA		220	UJ	210	UJ	180	U	NA		200	U	NA	
Benzo(a)pyrene	µg/Kg	1,000	1,000	1,000	**360**		190	U	190	U	**57**	**J**	190	U	**6.5**	**J**	**13**	**J**	210	UJ	NA		NA		220	UJ	210	UJ	180	U	NA		**11**	**J**	NA	
Benzo(b)fluoranthene	µg/Kg	1,000	1,000	5,600	**420**		190	U	190	U	**59**	**J**	190	U	**7.0**	**J**	**17**	**J**	210	UJ	NA		NA		220	UJ	210	UJ	180	U	NA		200	U	NA	
Benzo(g,h,i)perylene	µg/Kg	100,000	100,000	500,000	**280**		190	U	190	U	200	UJ	190	UJ	210	U	**7.9**	**J**	210	UJ	NA		NA		220	UJ	210	UJ	180	U	NA		200	U	NA	
Benzo(k)fluoranthene	µg/Kg	800	3,900	56,000	**170**	**J**	190	U	190	U	**39**	**J**	190	U	210	U	200	U	210	UJ	NA		NA		220	UJ	210	UJ	180	U	NA		200	U	NA	
Benzyl Butyl Phthalate	µg/Kg	NS	NS	NS	190	U	190	U	190	U	200	U	190	U	210	U	200	U	210	UJ	NA		NA		220	UJ	210	UJ	180	U	NA		200	U	NA	
Biphenyl (Diphenyl, 1,1'-Biphenyl)	µg/Kg	NS	NS	NS	190	U	190	U	190	U	200	U	190	U	210	U	200	U	210	U	NA		NA		220	U	210	U	180	U	NA		200	U	NA	
Bis(2-ethyhexyl) Phthalate	µg/Kg	NS	NS	NS	190	U	190	U	190	U	200	U	190	U	210	U	200	U	210	UJ	NA		NA		220	UJ	210	UJ	180	U	NA		200	U	NA	
Caprolactam	µg/Kg	NS	NS	NS	190	U	190	U	190	U	200	U	190	U	210	U	200	U	210	U	NA		NA		220	U *	210	U	180	U	NA		200	U	NA	
Carbazole	µg/Kg	NS	NS	NS	**16**	**J**	190	U	190	U	**10**	**J**	190	U	210	U	200	U	210	U	NA		NA		220	U	210	U	180	U	NA		200	U	NA	
Chrysene	µg/Kg	1,000	3,900	56,000	**350**		190	U	190	U	**54**	**J**	190	U	210	U	**16**	**J B**	210	UJ	NA		NA		220	UJ	210	UJ	180	U	NA		**8.4**	**J**	NA	
Dibenz(a,h)anthracene	µg/Kg	330	330	560	**100**	**J**	190	U	190	U	200	U	190	U	210	U	200	U	210	UJ	NA		NA		220	UJ	210	UJ	180	U	NA		200	U	NA	
Dibenzofuran	µg/Kg	7,000	59,000	350,000	190	U	190	U	190	U	**9.1**	**J**	190	U	210	U	200	U	210	U	NA		NA		220	U	210	U	180	U	NA		200	U	NA	
Diethyl Phthalate	µg/Kg	NS	NS	NS	190	U	190	U	190	U	200	U	190	U	210	U	200	U	210	U	NA		NA		220	U	210	U	180	U	NA		200	U	NA	
Dimethyl Phthalate	µg/Kg	NS	NS	NS	190	U	190	U	190	U	200	U	190	U	210	U	200	U	210	U	NA		NA		220	U	210	U	180	U	NA		200	U	NA	
Di-n-Butyl Phthalate	µg/Kg	NS	NS	NS	190	U	190	U	190	U	200	U	190	U	210	U	200	U	210	U	NA		NA		220	U	210	U	180	U	NA		200	U	NA	
Fluoranthene	µg/Kg	100,000	100,000	500,000	**250**		190	U	190	U	**76**	**J**	190	U	**7.2**	**J**	**16**	**J**	210	U	NA		NA		220	U	210	U	180	U	NA		200	U	NA	
Fluorene	µg/Kg	30,000	100,000	500,000	190	U	190	U	190	U	**9.5**	**J**	190	U	210	U	200	U	210	U	NA		NA		220	U	210	U	180	U	NA		200	U	NA	
Indeno(1,2,3-cd)pyrene	µg/Kg	500	500	5,600	**220**		190	U	190	U	200	U	190	U	210	U	**8.2**	**J**	210	UJ	NA		NA		220	UJ	210	UJ	180	U	NA		200	U	NA	
Isophrone	µg/Kg	NS	NS	NS	190	U	190	U	190	U	200	U	190	U	210	U	200	U	210	U	NA		NA		220	U	210	U	180	U	NA		200	U	NA	
Naphthalene	µg/Kg	12,000	100,000	500,000	190	U	190	U	190	U	**14**	**J**	190	U	210	U	**4.3**	**J**	210	U	NA		NA		220	U	210	U	180	U	NA		200	U	NA	
N-Nitrosodiphenylamine	µg/Kg	NS	NS	NS	190	U	190	U	190	U	200	U	190	U	210	U	200	U	210	U	NA		NA		220	U	210	U	180	U	NA		200	U	NA	
Phenanthrene	µg/Kg	100,000	100,000	500,000	**66**	**J**	190	U	190	U	**68**	**J**	190	U	**4.6**	**J**	**8.1**	**J**	210	U	NA		NA		220	U	210	U	180	U	NA		200	U	NA	
Phenol	µg/Kg	330	100,000	500,000	190	U	190	U	190	U	200	U	190	U	210	U	200	U	210	U	NA		NA		220	U	210	U	180	U	NA		200	U	NA	
Pyrene	µg/Kg	100,000	100,000	500,000	**350**		190	U	190	U	**78**	**J**	190	U	210	U	**14**	**J**	210	UJ	NA		NA		220	UJ	210	UJ	180	U	NA		200	U	NA	
Target Compound List (TCL) Pesticides																																				
alpha-BHC (alpha Hexachlorocyclohexane)	µg/Kg	20	480	3,400	**0.46**	**J**	1.9	U	1.9	U	2.0	U	1.9	U	2.0	U	2.0	U	2.0	U	NA		NA		2.2	U	2.0	U	1.8	U	NA		2.0	U	NA	
beta-BHC (beta Hexachlorocyclohexane)	µg/Kg	36	360	3,000	1.9	U	1.9	U	1.9	U	**0.93**	**J**	1.9	U	2.0	U	2.0	U	2.0	U	NA		NA		2.2	U	2.0	U	1.8	U	NA		2.0	U	NA	
delta-BHC (delta Hexachlorocyclohexane)	µg/Kg	40	100,000	500,000	1.9	U	1.9	U	1.9	U	**0.45**	**J**	1.9	U	2.0	U	2.0	U	2.0	U	NA		NA		2.2	U	2.0	U	1.8	U	NA		**0.68**	**J**	NA	
Dieldrin	µg/Kg	5	200	1,400	1.9	U	1.9	U	1.9	U	2.0	U	1.9	U	2.0	U	2.0	U	2.0	U	NA		NA		2.2	U	2.0	U	1.8	U	NA		2.0	U	NA	
Endrin Ketone	µg/Kg	NS	NS	NS	1.9	U	1.9	U	1.9	U	**0.53**	**J**	1.9	U	2.0	U	2.0	U	**0.51**	**J**	NA		NA		2.2	U	2.0	U	1.8	U	NA		2.0	U	NA	
Gamma BHC (Lindane)	µg/Kg	100	1,300	9,200	1.9	U	**0.31**	**J, B**	**0.45**	**J, B**	2.0	U	1.9	U	2.0	U	2.0	U	2.0	U	NA		NA		2.2	U	2.0	U	1.8	U	NA		2.0	U	NA	
Methoxychlor	µg/Kg	NS	NS	NS	1.9	U	1.9	U	1.9	U	2.0	U	1.9	U	2.0	U	2.0	U	2.0	U	NA		NA		2.2	U	2.0	U	1.8	U	NA		2.0	U	NA	
4,4'-DDD (p,p'-DDD)	µg/Kg	3.3	13,000	92,000	**0.62**	**J**	**0.41**	**J**	1.9	U	**0.56**	**J**	1.9	U	2.0	U	2.0	U	2.0	U	NA		NA		2.2	U	2.0	U	1.8	U	NA		2.0	U	NA	
4,4'-DDE (p,p'-DDE)	µg/Kg	3.3	8,900	62,000	1.9	U	1.9	U	1.9	U	2.0	U	1.9	U	2.0	U	2.0	U	2.0	U	NA		NA		2.2	U	2.0	U	1.8	U	NA		**0.56**	**J**	NA	
4,4'-DDT (p,p'-DDT)	µg/Kg	3.3	7,900	47,000	**0.93**	**J**	1.9	U	1.9	U	**0.88**	**J**	1.9	U	2.0	U	**0.89**	**J**	**0.84**	**J**	NA		NA		2.2	U	2.0	U	**0.89**	**J**	NA		**1.0**	**J**	NA	
Target Compound List (TCL) Polychlorinated Biphenyls (PCBs)																																				
Target Analyte List (TAL) Metals (Total)																																				
Aluminum	mg/Kg[1,12]	NS	NS	NS	**13,500**		**13,600**		**10,600**		**11,500**		**9,230**		**11,800**		**10,700**		**9,710**		NA		NA		**19,900**		**9,300**		**11,100**		NA		**13,100**		NA	
Antimony	mg/Kg	NS	NS	NS	5.0	UJ	5.7	UJ	5.8	U	5.9	U	5.7	U	**1.4**	**J**	1.2	U	1.2	U	NA		NA		2.6	U	1.2	U	1.1	UJ	NA		1.1	U	NA	
Arsenic	mg/Kg	13	16	16	**6.7**		**8.1**		**6.4**		**7.8**		**6.0**		**4.9**		**5.6**		**5.4**		NA		NA		**4.7**		**4.3**		**6.2**		NA		**4.7**		NA	
Barium	mg/Kg	350	400	400	**134**		**151**		**108**		**146**		**90.7**		**79.3**		**105**		**95.5**		NA		NA		**180**		**80.5**		**108**		NA		**114**		NA	
Beryllium	mg/Kg	7.2	72	590	**0.63**		**0.68**		**0.55**		**0.60**		0.45	U	**0.67**		**0.55**		**0.52**		NA		NA		1.1	U	**0.50**		**0.57**		NA		**0.62**		NA	
Cadmium	mg/Kg	2.5	4.3	9.3	0.50	UJ	0.57	U	**0.59**		0.59	U	0.57	U	0.62	U	0.60	U	**0.95**		NA		NA		1.3	U	0.61	U	0.53	U	NA		0.57	U	NA	
Calcium	mg/Kg	NS	NS	NS	**3,160**		**3,480**		**3,200**		**3,000**		**2,560**		**3,300**		**3,070**		**3,070**		NA		NA		**5,930**		**2,800**		**2,840**		NA		**3,440**		NA	
Chromium	mg/Kg	1	110	400	**18.4**		**19.6**		**16.6**		**15.8**		**14.1**		**15.5**		**15.1**		**14.4**		NA		NA		**22.2**		**14.6**		**15.8**		NA		**17.6**		NA	
Chromium (trivalent)[1,13]	mg/Kg	30	180	1,500	**18.4**		**19.6**		**16.6**		**15.8**		**14.1**		NA		NA		**14.4**		NA		NA		**22.2**		**14.6**		**15.8**		NA		**17.6**		NA	
Hexavalent Chromium	mg/Kg	1	110	400	0.46	U	0.45	U	0.47	U	0.49	U	0.47	U	NA		NA		0.49	U	NA		NA		0.53	U	0.50	U	0.43	U	NA		0.48	U	NA	
Cobalt	mg/Kg	NS	NS	NS	**11.4**		**13.4**		**12.2**		**12.5**		**10.0**		**8.3**		**11.4**		**10.3**		NA		NA		**8.2**		**7.5**		**12.0**		NA		**8.0**		NA	
Copper	mg/Kg	50	270	270	**9.0**		**14.6**		**17.5**		**13.2**		**15.3**		**17.1**		**13.8**		**7.7**		NA		NA		**10.6**		**8.7**		**10.7**		NA		**12.3**		NA	
Iron	mg/Kg	NS	NS	NS	**26,400**		**25,600**		**21,300**		**24,600**		**19,700**		**18,200**		**20,100**		**20,400**		NA		NA		**21,800**		**18,700**		**21,600**		NA		**21,500**		NA	
Lead	mg/Kg	63	400	1,000	**11.8**	**J**	**11.4**		**13.4**		**21.3**		**9.1**		**14.7**	**J**	**10.4**		**7.3**		**6.0**		**19.9**		**18.6**		**6.4**		**11.2**		**56.8**		**8.4**		**76.6**	
Magnesium	mg/Kg	NS	NS	NS	**4,740**		**5,490**		**4,590**		**3,980**		**4,210**		**4,040**		**3,690**		**3,280**		NA		NA		**4,210**		**3,100**		**4,220**		NA		**4,370**		NA	
Manganese	mg/Kg	1,600	2,000	10,000	**1,090**		**1,030**		**768**		**1,400**		**504**		**285**		**973**		**808**		NA		NA		**428**		**338**		**665**		NA		**307**		NA	
Nickel	mg/Kg	30	310	310	**23.2**		**28.1**		**25.7**		**25.4**		**20.3**		**20.9**		**23.1**		**18.6**		NA		NA		**24.1**		**15.8**		**22.3**		NA		**20.8**		NA	
Potassium	mg/Kg	NS	NS	NS	**1,670**		**1,270**		**1,350**		**1,620**		**2,020**		**1,310**		**1,660**		**932**		NA		NA		**1,400**		**1,220**		**1,420**		NA		**1,400**		NA	
Selenium	mg/Kg	3.9	180	1,500	1.0	U	1.1	U	1.2	U	1.2	U	1.1	U	1.2	U	1.2	U	1.2	U	NA		NA		2.6	U	1.2	U	1.1	U	NA		1.1	U	NA	
Silver	mg/Kg	2	180	1,500	0.50	U	0.57	U	0.58	U	0.59	U	0.57	U	0.62	U	0.60	U	0.60	U	NA		NA		1.3	U	0.61	U	0.53	U	NA		0.57	U	NA	
Sodium	mg/Kg	NS	NS	NS	503	U	566	U	582	U	588	U	569	U	616	U	601	U	595	U	NA		NA		1320	U	611	U	528	U	NA		574	U	NA	
Thallium	mg/Kg	NS	NS	NS	10.1	U	2.3	U	2.3	U	2.4	U	2.3	U	2.5	U	2.4	U	2.4	U	NA		NA		2.6	U	2.4	U	2.1	U	NA		2.3	U	NA	
Tin	mg/Kg	NS	NS	NS	NA		NA		NA		NA		NA		NA		NA		NA		NA		NA		NA		NA		NA		NA		NA		NA	
Vanadium	mg/Kg	NS	NS	NS	**27.6**		**25.1**		**23.0**		**26.6**		**20.0**		**22.7**		**23.8**		**19.5**		NA		NA		**18.2**		**19.1**		**23.2**		NA		**24.7**		NA	
Zinc	mg/Kg	109	10,000	10,000	**169**	**J**	**63.1**		**328**		**80.5**		**74.9**		**145**	**J**	**77.4**		**219**		NA		NA		**486**		**144**		**111**		NA		**144**		NA	
Mercury	mg/Kg	0.18	0.81	2.8	**0.021**	**J**	0.037	U	**0.054**		**0.046**		0.038	U	**0.074**		0.039	U	0.040	U	NA		NA		**0.17**		0.041	U	0.038	U	NA		**0.041**		NA	
General Chemistry																																				
Sulfate	mg/Kg	NS	NS	NS	NA		NA		NA		NA		NA		NA		NA		NA		0.50	U	0.50	U	NA		NA		NA		NA		NA		NA	
Toxicity Characteristic Leaching Procedure (TCLP) Metals																																				
Lead	mg/L[1,14]	NS	NS	NS	NA		NA		NA		NA		NA		NA		NA		NA		NA		NA		NA		NA		NA		0.50	U	NA		0.50	U
Physical Parameters																																				
Percent Solids	Percent	NS	NS	NS	NA		NA		NA		NA		NA		NA		NA		NA		NA		NA		NA		NA		NA		NA		NA		NA	

Table 3
Confirmatory Samples Eastern Portion of Site
Detections Only

Parameter	Units	Unrestricted Use Soil Cleanup Objectives[1]	Restricted Use Soil Cleanup Objectives - Restricted Residential Standard[1]	Restricted Use Soil Cleanup Objectives - Commercial Standard[1]	T2-CB54		T2-CB55		T2-CB56		T2-CB57		T2-CB58		T2-CB59		T2-CB60		T2-CB61		T2-CB62		T2-CB63		T2-CB64		T2-CB65		T2-CB66		T2-CB67		T2-CB68		T2-CB69	
				Sample Depth (feet):																																
				Sample Date:	4/23/2014		4/23/2014		4/23/2014		4/23/2014		5/6/2014		5/6/2014		5/28/2014		5/28/2014		5/28/2014		5/28/2014		5/28/2014		5/28/2014		6/3/2014		6/3/2014		6/20/2014		6/20/2014	
Volatile Organic Compounds																																				
Acetone	µg/Kg[2]	50	100,000	500,000	NA		NA		NA		NA		NA		NA		NA		NA		22	U	23	U	24	U	23	U	21	U	22	U	22	U	21	U
Dichlorodifluoromethane	µg/Kg	NS[4]	NS	NS	NA		NA		NA		NA		NA		NA		NA		NA		4.5	U	4.6	U	4.8	U	4.5	U	4.2	U	4.3	U	4.5	U	4.1	U
Isopropylbenzene (Cumene)	µg/Kg	NS	NS	NS	NA		NA		NA		NA		NA		NA		NA		NA		4.5	U	4.6	U	4.8	U	4.5	U	4.2	U	4.3	U	4.5	U	4.1	U
Methyl Acetate	µg/Kg	NS	NS	NS	NA		NA		NA		NA		NA		NA		NA		NA		4.5	U	4.6	U	4.8	U	4.5	U	4.2	U	4.3	U	4.5	U	4.1	U
Methylcyclohexane	µg/Kg	NS	NS	NS	NA		NA		NA		NA		NA		NA		NA		NA		4.5	U	4.6	U	4.8	U	4.5	U	4.2	U	4.3	U	4.5	U	4.1	U
Methylene Chloride	µg/Kg	50	100,000	500,000	NA		NA		NA		NA		NA		NA		NA		NA		4.5	U	4.6	U	4.8	U	4.5	U	4.2	U	4.3	U	4.5	U	4.1	U
Semivolatile Organic Compounds (SVOCs)																																				
1,1-Biphenyl	µg/Kg	NS	NS	NS	NA		NA		NA		NA		NA		NA		NA		NA		NA		NA		NA		NA		NA		NA		NA		NA	
2,4-Dimethylphenol	µg/Kg	NS	NS	NS	NA		NA		NA		NA		NA		NA		NA		NA		200	U	210	U	210	U	200	U	180	U	180	U	200	U	200	U
2,4-Dinitrotoluene	µg/Kg	NS	NS	NS	NA		NA		NA		NA		NA		NA		NA		NA		200	U	210	U	210	U	200	U	180	U	180	U	200	U	200	U
2,6-Dintrotoluene	µg/Kg	NS	NS	NS	NA		NA		NA		NA		NA		NA		NA		NA		200	U	210	U	210	U	200	U	180	U	180	U	200	U	200	U
2-Methylnaphthalene	µg/Kg	NS	NS	NS	NA		NA		NA		NA		NA		NA		NA		NA		200	U	210	U	210	U	200	U	180	U	180	U	200	U	200	U
2-Methylphenol (O-Cresol)	µg/Kg	330	100,000	500,000	NA		NA		NA		NA		NA		NA		NA		NA		200	U	210	U	210	U	200	U	180	U	180	U	200	U	200	U
3&4-Methylphenol (m+p Cresol)	µg/Kg	330[6]	100,000	500,000	NA		NA		NA		NA		NA		NA		NA		NA		NA		NA		NA		NA		NA		NA		NA		NA	
4-Methylphenol (p-Cresol)	µg/Kg	330	100,000	500,000	NA		NA		NA		NA		NA		NA		NA		NA		390	U	400	U	400	U	390	U	350	U	350	U	390	U	380	U
Acenaphthene	µg/Kg	20,000	100,000	500,000	NA		NA		NA		NA		NA		NA		NA		NA		200	U	210	U	210	U	200	U	180	U	180	U	200	U	200	U
Acenaphthylene	µg/Kg	100,000	100,000	500,000	NA		NA		NA		NA		NA		NA		NA		NA		200	U	210	U	210	U	200	U	180	U	180	U	200	U	200	U
Anthracene	µg/Kg	100,000	100,000	500,000	NA		NA		NA		NA		NA		NA		NA		NA		200	U	210	U	210	U	200	U	180	U	180	U	200	U	200	U
Benzaldehyde	µg/Kg	NS	NS	NS	NA		NA		NA		NA		NA		NA		NA		NA		200	U	210	U	210	U	200	U	180	U	180	U	200	U	200	U
Benzo(a)anthracene	µg/Kg	1,000	1,000	5,600	NA		NA		NA		NA		NA		NA		NA		NA		200	U	210	U	210	U	200	U	180	U	180	U	200	U	200	U
Benzo(a)pyrene	µg/Kg	1,000	1,000	1,000	NA		NA		NA		NA		NA		NA		NA		NA		200	U	210	U	**9.5**	**J**	200	U	180	U	180	U	200	U	200	U
Benzo(b)fluoranthene	µg/Kg	1,000	1,000	5,600	NA		NA		NA		NA		NA		NA		NA		NA		200	U	210	U	**11**	**J**	200	U	180	U	180	U	200	U	200	U
Benzo(g,h,i)perylene	µg/Kg	100,000	100,000	500,000	NA		NA		NA		NA		NA		NA		NA		NA		200	U	210	U	210	U	200	U	180	U	180	U	200	U	200	U
Benzo(k)fluoranthene	µg/Kg	800	3,900	56,000	NA		NA		NA		NA		NA		NA		NA		NA		200	U	210	U	**7.7**	**J**	200	U	180	U	180	U	200	U	200	U
Benzyl Butyl Phthalate	µg/Kg	NS	NS	NS	NA		NA		NA		NA		NA		NA		NA		NA		200	U	210	U	210	U	200	U	180	U	180	U	200	U	200	U
Biphenyl (Diphenyl, 1,1'-Biphenyl)	µg/Kg	NS	NS	NS	NA		NA		NA		NA		NA		NA		NA		NA		200	U	210	U	210	U	200	U	180	U	180	U	200	U	200	U
Bis(2-ethyhexyl) Phthalate	µg/Kg	NS	NS	NS	NA		NA		NA		NA		NA		NA		NA		NA		200	U	210	U	210	U	200	U	180	U	180	U	200	U	200	U
Caprolactam	µg/Kg	NS	NS	NS	NA		NA		NA		NA		NA		NA		NA		NA		200	U	210	U	210	U	200	U	180	U	180	U	200	U	200	U
Carbazole	µg/Kg	NS	NS	NS	NA		NA		NA		NA		NA		NA		NA		NA		200	U	210	U	210	U	200	U	180	U	180	U	200	U	200	U
Chrysene	µg/Kg	1,000	3,900	56,000	NA		NA		NA		NA		NA		NA		NA		NA		200	U	210	U	**15**	**J**	200	U	180	U	180	U	200	U	200	U
Dibenz(a,h)anthracene	µg/Kg	330	330	560	NA		NA		NA		NA		NA		NA		NA		NA		200	U	210	U	**3.6**	**J**	200	U	180	U	180	U	200	U	200	U
Dibenzofuran	µg/Kg	7,000	59,000	350,000	NA		NA		NA		NA		NA		NA		NA		NA		200	U	210	U	210	U	200	U	180	U	180	U	200	U	200	U
Diethyl Phthalate	µg/Kg	NS	NS	NS	NA		NA		NA		NA		NA		NA		NA		NA		200	U	210	U	210	U	200	U	180	U	180	U	200	U	200	U
Dimethyl Phthalate	µg/Kg	NS	NS	NS	NA		NA		NA		NA		NA		NA		NA		NA		200	U	210	U	210	U	200	U	180	U	180	U	200	U	200	U
Di-n-Butyl Phthalate	µg/Kg	NS	NS	NS	NA		NA		NA		NA		NA		NA		NA		NA		200	U	210	U	210	U	200	U	180	U	180	U	200	U	200	U
Fluoranthene	µg/Kg	100,000	100,000	500,000	NA		NA		NA		NA		NA		NA		NA		NA		200	U	210	U	**24**	**J**	200	U	180	U	180	U	200	U	200	U
Fluorene	µg/Kg	30,000	100,000	500,000	NA		NA		NA		NA		NA		NA		NA		NA		200	U	210	U	210	U	200	U	180	U	180	U	200	U	200	U
Indeno(1,2,3-cd)pyrene	µg/Kg	500	500	5,600	NA		NA		NA		NA		NA		NA		NA		NA		200	U	210	U	**9.0**	**J**	200	U	180	U	180	U	200	U	200	U
Isophrone	µg/Kg	NS	NS	NS	NA		NA		NA		NA		NA		NA		NA		NA		200	U	210	U	210	U	200	U	180	U	180	U	200	U	200	U
Naphthalene	µg/Kg	12,000	100,000	500,000	NA		NA		NA		NA		NA		NA		NA		NA		200	U	210	U	210	U	200	U	180	U	180	U	200	U	200	U
N-Nitrosodiphenylamine	µg/Kg	NS	NS	NS	NA		NA		NA		NA		NA		NA		NA		NA		200	U	210	U	210	U	200	U	180	U	180	U	200	U	200	U
Phenanthrene	µg/Kg	100,000	100,000	500,000	NA		NA		NA		NA		NA		NA		NA		NA		200	U	210	U	**21**	**J**	200	U	180	U	180	U	200	U	200	U
Phenol	µg/Kg	330	100,000	500,000	NA		NA		NA		NA		NA		NA		NA		NA		200	U	210	U	210	U	200	U	180	U	180	U	200	U	200	U
Pyrene	µg/Kg	100,000	100,000	500,000	NA		NA		NA		NA		NA		NA		NA		NA		200	U	210	U	**18**	**J B**	200	U	180	U	180	U	200	U	200	U
Target Compound List (TCL) Pesticides																																				
alpha-BHC (alpha Hexachlorocyclohexane)	µg/Kg	20	480	3,400	NA		NA		NA		NA		NA		NA		NA		NA		2.0	U	2.0	U	2.0	U	2.0	U	8.8	U	1.8	U	2.0	U	1.9	U
beta-BHC (beta Hexachlorocyclohexane)	µg/Kg	36	360	3,000	NA		NA		NA		NA		NA		NA		NA		NA		2.0	U	2.0	U	2.0	U	2.0	U	8.8	U	1.8	U	2.0	U	1.9	U
delta-BHC (delta Hexachlorocyclohexane)	µg/Kg	40	100,000	500,000	NA		NA		NA		NA		NA		NA		NA		NA		**3.0**	**NJ[17]**	**2.5**	NJ	**2.6**	**NJ**	**2.5**	**NJ**	8.8	U	**0.41**	**J**	**0.60**	**J**	1.9	U
Dieldrin	µg/Kg	5	200	1,400	NA		NA		NA		NA		NA		NA		NA		NA		**0.55**	**J**	2.0	U	2.0	U	2.0	U	8.8	U	1.8	U	2.0	U	1.9	U
Endrin Ketone	µg/Kg	NS	NS	NS	NA		NA		NA		NA		NA		NA		NA		NA		2.0	U	2.0	U	2.0	U	**0.74**	**J**	8.8	U	1.8	U	2.0	U	1.9	U
Gamma BHC (Lindane)	µg/Kg	100	1,300	9,200	NA		NA		NA		NA		NA		NA		NA		NA		**0.48**	**J**	**0.41**	**J**	**0.47**	**J**	2.0	U	8.8	U	1.8	U	2.0	U	1.9	U
Methoxychlor	µg/Kg	NS	NS	NS	NA		NA		NA		NA		NA		NA		NA		NA		2.0	U	2.0	U	2.0	U	2.0	U	8.8	U	1.8	U	2.0	U	1.9	U
4,4'-DDD (p,p'-DDD)	µg/Kg	3.3	13,000	92,000	NA		NA		NA		NA		NA		NA		NA		NA		2.0	U	2.0	U	2.0	U	2.0	U	8.8	U	1.8	U	2.0	U	**0.41**	**J**
4,4'-DDE (p,p'-DDE)	µg/Kg	3.3	8,900	62,000	NA		NA		NA		NA		NA		NA		NA		NA		2.0	U	2.0	U	2.0	U	2.0	U	8.8	U	1.8	U	2.0	U	1.9	U
4,4'-DDT (p,p'-DDT)	µg/Kg	3.3	7,900	47,000	NA		NA		NA		NA		NA		NA		NA		NA		2.0	U	2.0	U	2.0	U	2.0	U	8.8	U	1.8	U	2.0	U	1.9	U
Target Compound List (TCL) Polychlorinated Biphenyls (PCBs)																																				
Target Analyte List (TAL) Metals (Total)																																				
Aluminum	mg/Kg[15]	NS	NS	NS	NA		NA		NA		NA		NA		NA		NA		NA		**11,300**		**11,200**		**11,500**		**11,900**		**14,300**		**13,100**		**11,600**		**13,400**	
Antimony	mg/Kg	NS	NS	NS	NA		NA		NA		NA		NA		NA		NA		NA		1.1	U	1.3	U	1.2	U	1.2	U	1.1	U	1.2	U	1.1	UJ	1.1	U
Arsenic	mg/Kg	13	16	16	NA		NA		NA		NA		NA		NA		NA		NA		**4.0**		**5.5**		**2.4**		**6.8**		**5.8**		**5.6**		**2.9**		**4.7**	
Barium	mg/Kg	350	400	400	NA		NA		NA		NA		NA		NA		NA		NA		**81.6**		**114**		**77.2**		**118**		**117**		**161**		**78.8**		**101**	
Beryllium	mg/Kg	7.2	72	590	NA		NA		NA		NA		NA		NA		NA		NA		**0.51**		**0.51**		**0.49**		**0.66**		**0.71**		**0.64**		**0.48**		**0.60**	
Cadmium	mg/Kg	2.5	4.3	9.3	NA		NA		NA		NA		NA		NA		NA		NA		0.54	U	0.63	U	0.60	U	0.58	U	0.54	U	0.58	U	0.57	U	0.56	U
Calcium	mg/Kg	NS	NS	NS	NA		NA		NA		NA		NA		NA		NA		NA		**4,320**		**3,170**		**3,920**		**2,780**		**3,410**		**3,180**		**3,370**		**3,240**	
Chromium	mg/Kg	1	110	400	NA		NA		NA		NA		NA		NA		NA		NA		**14.7**		**15.5**		**14.5**		**16.4**		**18.4**		**17.7**		**15.8**		**19.5**	
Chromium (trivalent)[13]	mg/Kg	30	180	1,500	NA		NA		NA		NA		NA		NA		NA		NA		**14.7**		**15.5**		**14.5**		**16.4**		NA		NA		**15.8**		**19.5**	
Hexavalent Chromium	mg/Kg	1	110	400	NA		NA		NA		NA		NA		NA		NA		NA		0.49	U	0.48	U	0.49	U	0.48	U	NA		NA		0.47	U	0.47	U
Cobalt	mg/Kg	NS	NS	NS	NA		NA		NA		NA		NA		NA		NA		NA		**7.4**		**13.8**		6.0	U	**15.6**		**16.0**		**9.5**		**6.2**		**9.7**	
Copper	mg/Kg	50	270	270	NA		NA		NA		NA		NA		NA		NA		NA		**8.2**		**9.8**		**6.6**		**13.1**		**13.5**		**11.0**		**9.7**		**15.1**	
Iron	mg/Kg	NS	NS	NS	NA		NA		NA		NA		NA		NA		NA		NA		**16,700**		**24,500**		**14,400**		**23,900**		**25,800**		**25,600**		**15,900**		**22,600**	
Lead	mg/Kg	63	400	1,000	**9.2**		**380**		**61.1**		**21.8**		**58.8**		**11.2**		**88.2**		**65.4**		**13.0**		**7.2**		**15.1**		**9.7**		**9.5**		**7.1**		**5.7**		**7.9**	
Magnesium	mg/Kg	NS	NS	NS	NA		NA		NA		NA		NA		NA		NA		NA		**3,410**		**3,850**		**3,460**		**4,310**		**4,590**		**4,310**		**3,830**		**5,020**	
Manganese	mg/Kg	1,600	2,000	10,000	NA		NA		NA		NA		NA		NA		NA		NA		**254**		**514**		**118**		**912**		**883**		**263**		**132**	**J**	**421**	
Nickel	mg/Kg	30	310	310	NA		NA		NA		NA		NA		NA		NA		NA		**17.8**		**19.6**		**15.1**		**21.6**		**25.8**		**20.9**		**17.5**		**24.3**	
Potassium	mg/Kg	NS	NS	NS	NA		NA		NA		NA		NA		NA		NA		NA		**1,490**		**1,480**		**1,020**		**1,400**		**1,850**		**1,570**		**1,300**		**1,980**	
Selenium	mg/Kg	3.9	180	1,500	NA		NA		NA		NA		NA		NA		NA		NA		1.1	U	1.3	U	1.2	U	1.2	U	1.1	U	1.2	U	1.1	U	1.1	U
Silver	mg/Kg	2	180	1,500	NA		NA		NA		NA		NA		NA		NA		NA		0.54	U	0.63	U	0.60	U	0.58	U	0.54	U	0.58	U	0.57	U	0.56	U
Sodium	mg/Kg	NS	NS	NS	NA		NA		NA		NA		NA		NA		NA		NA		538	U	625	U	600	U	581	U	539	U	580	U	568	U	559	U
Thallium	mg/Kg	NS	NS	NS	NA		NA		NA		NA		NA		NA		NA		NA		2.2	U	2.5	U	2.4	U	2.3	U	2.2	U	2.3	U	2.3	U	2.2	U
Tin	mg/Kg	NS	NS	NS	NA		NA		NA		NA		NA		NA		NA		NA		NA		NA		NA		NA		NA		NA		NA		NA	
Vanadium	mg/Kg	NS	NS	NS	NA		NA		NA		NA		NA		NA		NA		NA		**19.1**		**21.8**		**16.5**		**25.9**		**28.8**		**27.6**		**17.3**		**23.2**	
Zinc	mg/Kg	109	10,000	10,000	NA		NA		NA		NA		NA		NA		NA		NA		**188**		**107**		**101**		**238**		**93.3**		**75.7**		**55.7**	**J**	**58.2**	**B**
Mercury	mg/Kg	0.18	0.81	2.8	NA		NA		NA		NA		NA		NA		NA		NA		0.039	U	**0.042**		**0.059**		0.038	U	0.032	U	0.034	U	0.038	U	0.038	U
General Chemistry																																				
Sulfate	mg/Kg	NS	NS	NS	NA		NA		NA		NA		NA		NA		NA		NA		NA		NA		NA		NA		NA		NA		NA		NA	
Toxicity Characteristic Leaching Procedure (TCLP) Metals																																				
Lead	mg/L[14]	NS	NS	NS	0.50	U	0.50	U	0.50	U	0.50	U	0.50	U	0.50	U	**0.75**		0.50	U	NA		NA		NA		NA		NA		NA		NA		NA	
Physical Parameters																																				
Percent Solids	Percent	NS	NS	NS	NA		NA		NA		NA		NA		NA		NA		NA		NA		NA		NA		NA		NA		NA		NA		NA	

Table 3
Confirmatory Samples Eastern Portion of Site
Detections Only

Parameter	Units	Unrestricted Use Soil Cleanup Objectives[1]	Restricted Use Soil Cleanup Objectives - Restricted Residential Standard[1]	Restricted Use Soil Cleanup Objectives - Commercial Standard[1]	T2-CB70		T2-CB71		T2-CB72		T2-CB73		T2-CB75		T2-CB76		T2-CB77		T2-CB78		T2-CB79		T2-CB82		TE10-E		TE10-F		TE10-N		TE10-S		TE10-W		T2-NP-CB2	
				Sample Depth (feet):																																
				Sample Date:	7/21/2014		7/21/2014		7/21/2014		7/21/2014		7/24/2014		8/4/2014		8/4/2014		8/7/2014		8/14/2014		9/19/2014		9/13/2013		9/13/2013		9/13/2013		9/13/2013		9/13/2013		8/14/2014	
Volatile Organic Compounds																																				
Acetone	µg/Kg[2]	50	100,000	500,000	NA		NA		NA		NA		NA		NA		NA		**36**		NA		NA		NA		NA		NA		NA		NA		NA	
Dichlorodifluoromethane	µg/Kg	NS[4]	NS	NS	NA		NA		NA		NA		NA		NA		NA		6.9	U	NA		NA		NA		NA		NA		NA		NA		NA	
Isopropylbenzene (Cumene)	µg/Kg	NS	NS	NS	NA		NA		NA		NA		NA		NA		NA		6.9	U	NA		NA		NA		NA		NA		NA		NA		NA	
Methyl Acetate	µg/Kg	NS	NS	NS	NA		NA		NA		NA		NA		NA		NA		6.9	U	NA		NA		NA		NA		NA		NA		NA		NA	
Methylcyclohexane	µg/Kg	NS	NS	NS	NA		NA		NA		NA		NA		NA		NA		6.9	U	NA		NA		NA		NA		NA		NA		NA		NA	
Methylene Chloride	µg/Kg	50	100,000	500,000	NA		NA		NA		NA		NA		NA		NA		6.9	U	NA		NA		NA		NA		NA		NA		NA		NA	
Semivolatile Organic Compounds (SVOCs)																																				
1,1-Biphenyl	µg/Kg	NS	NS	NS	NA		NA		NA		NA		NA		NA		NA		NA		NA		NA		NA		NA		NA		NA		NA		NA	
2,4-Dimethylphenol	µg/Kg	NS	NS	NS	NA		NA		NA		NA		NA		NA		NA		400	U	390	U	NA		NA		NA		NA		NA		NA		NA	
2,4-Dinitrotoluene	µg/Kg	NS	NS	NS	NA		NA		NA		NA		NA		NA		NA		80	U	390	U	NA		NA		NA		NA		NA		NA		NA	
2,6-Dintrotoluene	µg/Kg	NS	NS	NS	NA		NA		NA		NA		NA		NA		NA		80	U	390	U	NA		NA		NA		NA		NA		NA		NA	
2-Methylnaphthalene	µg/Kg	NS	NS	NS	NA		NA		NA		NA		NA		NA		NA		400	U	390	U	NA		NA		NA		NA		NA		NA		NA	
2-Methylphenol (O-Cresol)	µg/Kg	330	100,000	500,000	NA		NA		NA		NA		NA		NA		NA		400	U	390	U	NA		NA		NA		NA		NA		NA		NA	
3&4-Methylphenol (m+p Cresol)	µg/Kg	330[6]	100,000	500,000	NA		NA		NA		NA		NA		NA		NA		NA		780	U	NA		NA		NA		NA		NA		NA		NA	
4-Methylphenol (p-Cresol)	µg/Kg	330	100,000	500,000	NA		NA		NA		NA		NA		NA		NA		400	U	NA		NA		NA		NA		NA		NA		NA		NA	
Acenaphthene	µg/Kg	20,000	100,000	500,000	NA		NA		NA		NA		NA		NA		NA		400	U	390	U	NA		NA		NA		NA		NA		NA		NA	
Acenaphthylene	µg/Kg	100,000	100,000	500,000	NA		NA		NA		NA		NA		NA		NA		400	U	390	U	NA		NA		NA		NA		NA		NA		NA	
Anthracene	µg/Kg	100,000	100,000	500,000	NA		NA		NA		NA		NA		NA		NA		400	U	390	U	NA		NA		NA		NA		NA		NA		NA	
Benzaldehyde	µg/Kg	NS	NS	NS	NA		NA		NA		NA		NA		NA		NA		400	U	390	U	NA		NA		NA		NA		NA		NA		NA	
Benzo(a)anthracene	µg/Kg	1,000	1,000	5,600	NA		NA		NA		NA		NA		NA		NA		**41**		390	U	NA		NA		NA		NA		NA		NA		NA	
Benzo(a)pyrene	µg/Kg	1,000	1,000	1,000	NA		NA		NA		NA		NA		NA		NA		**38**	**J**	390	U	NA		NA		NA		NA		NA		NA		NA	
Benzo(b)fluoranthene	µg/Kg	1,000	1,000	5,600	NA		NA		NA		NA		NA		NA		NA		**49**		390	U	NA		NA		NA		NA		NA		NA		NA	
Benzo(g,h,i)perylene	µg/Kg	100,000	100,000	500,000	NA		NA		NA		NA		NA		NA		NA		**32**	**J**	390	U	NA		NA		NA		NA		NA		NA		NA	
Benzo(K)fluoranthene	µg/Kg	800	3,900	56,000	NA		NA		NA		NA		NA		NA		NA		**22**	**J**	390	U	NA		NA		NA		NA		NA		NA		NA	
Benzyl Butyl Phthalate	µg/Kg	NS	NS	NS	NA		NA		NA		NA		NA		NA		NA		400	U	390	U	NA		NA		NA		NA		NA		NA		NA	
Biphenyl (Diphenyl, 1,1'-Biphenyl)	µg/Kg	NS	NS	NS	NA		NA		NA		NA		NA		NA		NA		400	U	390	U	NA		NA		NA		NA		NA		NA		NA	
Bis(2-ethyhexyl) Phthalate	µg/Kg	NS	NS	NS	NA		NA		NA		NA		NA		NA		NA		400	U	390	U	NA		NA		NA		NA		NA		NA		NA	
Caprolactam	µg/Kg	NS	NS	NS	NA		NA		NA		NA		NA		NA		NA		400	U	390	U	NA		NA		NA		NA		NA		NA		NA	
Carbazole	µg/Kg	NS	NS	NS	NA		NA		NA		NA		NA		NA		NA		400	U	390	U	NA		NA		NA		NA		NA		NA		NA	
Chrysene	µg/Kg	1,000	3,900	56,000	NA		NA		NA		NA		NA		NA		NA		400	U	390	U	NA		NA		NA		NA		NA		NA		NA	
Dibenz(a,h)anthracene	µg/Kg	330	330	560	NA		NA		NA		NA		NA		NA		NA		40	U	390	U	NA		NA		NA		NA		NA		NA		NA	
Dibenzofuran	µg/Kg	7,000	59,000	350,000	NA		NA		NA		NA		NA		NA		NA		400	U	390	U	NA		NA		NA		NA		NA		NA		NA	
Diethyl Phthalate	µg/Kg	NS	NS	NS	NA		NA		NA		NA		NA		NA		NA		400	U	390	U	NA		NA		NA		NA		NA		NA		NA	
Dimethyl Phthalate	µg/Kg	NS	NS	NS	NA		NA		NA		NA		NA		NA		NA		400	U	390	U	NA		NA		NA		NA		NA		NA		NA	
Di-n-Butyl Phthalate	µg/Kg	NS	NS	NS	NA		NA		NA		NA		NA		NA		NA		400	U	390	U	NA		NA		NA		NA		NA		NA		NA	
Fluoranthene	µg/Kg	100,000	100,000	500,000	NA		NA		NA		NA		NA		NA		NA		400	U	390	U	NA		NA		NA		NA		NA		NA		NA	
Fluorene	µg/Kg	30,000	100,000	500,000	NA		NA		NA		NA		NA		NA		NA		400	U	390	U	NA		NA		NA		NA		NA		NA		NA	
Indeno(1,2,3-cd)pyrene	µg/Kg	500	500	5,600	NA		NA		NA		NA		NA		NA		NA		**29**	**J**	390	U	NA		NA		NA		NA		NA		NA		NA	
Isophrone	µg/Kg	NS	NS	NS	NA		NA		NA		NA		NA		NA		NA		400	U	390	U	NA		NA		NA		NA		NA		NA		NA	
Naphthalene	µg/Kg	12,000	100,000	500,000	NA		NA		NA		NA		NA		NA		NA		400	U	390	U	NA		NA		NA		NA		NA		NA		NA	
N-Nitrosodiphenylamine	µg/Kg	NS	NS	NS	NA		NA		NA		NA		NA		NA		NA		400	U	390	U	NA		NA		NA		NA		NA		NA		NA	
Phenanthrene	µg/Kg	100,000	100,000	500,000	NA		NA		NA		NA		NA		NA		NA		400	U	390	U	NA		NA		NA		NA		NA		NA		NA	
Phenol	µg/Kg	330	100,000	500,000	NA		NA		NA		NA		NA		NA		NA		400	U	390	U	NA		NA		NA		NA		NA		NA		NA	
Pyrene	µg/Kg	100,000	100,000	500,000	NA		NA		NA		NA		NA		NA		NA		**46**	**J**	390	U	NA		NA		NA		NA		NA		NA		NA	
Target Compound List (TCL) Pesticides																																				
alpha-BHC (alpha Hexachlorocyclohexane)	µg/Kg	20	480	3,400	NA		NA		NA		NA		NA		NA		NA		9.8	U	NA		NA		NA		NA		NA		NA		NA		NA	
beta-BHC (beta Hexachlorocyclohexane)	µg/Kg	36	360	3,000	NA		NA		NA		NA		NA		NA		NA		9.8	U	NA		NA		NA		NA		NA		NA		NA		NA	
delta-BHC (delta Hexachlorocyclohexane)	µg/Kg	40	100,000	500,000	NA		NA		NA		NA		NA		NA		NA		9.8	U	NA		NA		NA		NA		NA		NA		NA		NA	
Dieldrin	µg/Kg	5	200	1,400	NA		NA		NA		NA		NA		NA		NA		9.8	U	NA		NA		NA		NA		NA		NA		NA		NA	
Endrin Ketone	µg/Kg	NS	NS	NS	NA		NA		NA		NA		NA		NA		NA		9.8	U	NA		NA		NA		NA		NA		NA		NA		NA	
Gamma BHC (Lindane)	µg/Kg	100	1,300	9,200	NA		NA		NA		NA		NA		NA		NA		9.8	U	NA		NA		NA		NA		NA		NA		NA		NA	
Methoxychlor	µg/Kg	NS	NS	NS	NA		NA		NA		NA		NA		NA		NA		9.8	U	NA		NA		NA		NA		NA		NA		NA		NA	
4,4'-DDD (p,p'-DDD)	µg/Kg	3.3	13,000	92,000	NA		NA		NA		NA		NA		NA		NA		9.8	U	NA		NA		NA		NA		NA		NA		NA		NA	
4,4'-DDE (p,p'-DDE)	µg/Kg	3.3	8,900	62,000	NA		NA		NA		NA		NA		NA		NA		9.8	U	NA		NA		NA		NA		NA		NA		NA		NA	
4,4'-DDT (p,p'-DDT)	µg/Kg	3.3	7,900	47,000	NA		NA		NA		NA		NA		NA		NA		9.8	U	NA		NA		NA		NA		NA		NA		NA		NA	
Target Compound List (TCL) Polychlorinated Biphenyls (PCBs)																																				
Target Analyte List (TAL) Metals (Total)																																				
Aluminum	mg/Kg[152]	NS	NS	NS	NA		NA		NA		NA		NA		NA		NA		**19,800**		**10,200**		NA		NA		NA		NA		NA		NA		NA	
Antimony	mg/Kg	NS	NS	NS	NA		NA		NA		NA		NA		NA		NA		1.2	U	1.3	U	NA		NA		NA		NA		NA		NA		NA	
Arsenic	mg/Kg	13	16	16	NA		NA		NA		NA		NA		NA		NA		**7.9**		**6.0**		NA		NA		NA		NA		NA		NA		NA	
Barium	mg/Kg	350	400	400	NA		NA		NA		NA		NA		NA		NA		**102**		**152**		NA		NA		NA		NA		NA		NA		NA	
Beryllium	mg/Kg	7.2	72	590	NA		NA		NA		NA		NA		NA		NA		**1.0**		**0.54**		NA		NA		NA		NA		NA		NA		NA	
Cadmium	mg/Kg	2.5	4.3	9.3	NA		NA		NA		NA		NA		NA		NA		0.59	U	0.67	U	NA		NA		NA		NA		NA		NA		NA	
Calcium	mg/Kg	NS	NS	NS	NA		NA		NA		NA		NA		NA		NA		**2,370**		**2,790**		NA		NA		NA		NA		NA		NA		NA	
Chromium	mg/Kg	1	110	400	NA		NA		NA		NA		NA		NA		NA		**24.0**		**14.5**		NA		NA		NA		NA		NA		NA		NA	
Chromium (trivalent)[13]	mg/Kg	30	180	1,500	NA		NA		NA		NA		NA		NA		NA		**24.0**		**14.5**		NA		NA		NA		NA		NA		NA		NA	
Hexavalent Chromium	mg/Kg	1	110	400	NA		NA		NA		NA		NA		NA		NA		0.49	U	0.47	U	NA		NA		NA		NA		NA		NA		NA	
Cobalt	mg/Kg	NS	NS	NS	NA		NA		NA		NA		NA		NA		NA		**13.2**		**10.5**		NA		NA		NA		NA		NA		NA		NA	
Copper	mg/Kg	50	270	270	NA		NA		NA		NA		NA		NA		NA		**14.1**		**9.9**		NA		NA		NA		NA		NA		NA		NA	
Iron	mg/Kg	NS	NS	NS	NA		NA		NA		NA		NA		NA		NA		**32,800**		**20,400**		NA		NA		NA		NA		NA		NA		NA	
Lead	mg/Kg	63	400	1,000	**15.4**		**78.7**		**16.8**		**17.7**		**228**		**12.8**		**6.9**		**26.8**		**9.5**		**7.4**		NA		NA		NA		NA		**65.6**	
Magnesium	mg/Kg	NS	NS	NS	NA		NA		NA		NA		NA		NA		NA		**5,790**		**3,580**		NA		NA		NA		NA		NA		NA		NA	
Manganese	mg/Kg	1,600	2,000	10,000	NA		NA		NA		NA		NA		NA		NA		**729**		**529**		NA		NA		NA		NA		NA		NA		NA	
Nickel	mg/Kg	30	310	310	NA		NA		NA		NA		NA		NA		NA		**25.1**		**17.9**		NA		NA		NA		NA		NA		NA		NA	
Potassium	mg/Kg	NS	NS	NS	NA		NA		NA		NA		NA		NA		NA		**2,160**		**1,020**		NA		NA		NA		NA		NA		NA		NA	
Selenium	mg/Kg	3.9	180	1,500	NA		NA		NA		NA		NA		NA		NA		1.2	U	1.3	U	NA		NA		NA		NA		NA		NA		NA	
Silver	mg/Kg	2	180	1,500	NA		NA		NA		NA		NA		NA		NA		0.59	U	0.67	U	NA		NA		NA		NA		NA		NA		NA	
Sodium	mg/Kg	NS	NS	NS	NA		NA		NA		NA		NA		NA		NA		588	U	665	U	NA		NA		NA		NA		NA		NA		NA	
Thallium	mg/Kg	NS	NS	NS	NA		NA		NA		NA		NA		NA		NA		2.4	U	2.7	U	NA		NA		NA		NA		NA		NA		NA	
Tin	mg/Kg	NS	NS	NS	NA		NA		NA		NA		NA		NA		NA		NA		13.3	U	NA		NA		NA		NA		NA		NA		NA	
Vanadium	mg/Kg	NS	NS	NS	NA		NA		NA		NA		NA		NA		NA		**40.0**		**24.1**		NA		NA		NA		NA		NA		NA		NA	
Zinc	mg/Kg	109	10,000	10,000	NA		NA		NA		NA		NA		NA		NA		**61.7**		**116**		NA		NA		NA		NA		NA		NA		NA	
Mercury	mg/Kg	0.18	0.81	2.8	NA		NA		NA		NA		NA		NA		NA		0.038	U	0.038	U	NA		**0.19**		**0.025**		**0.42**		**0.14**		**0.30**		NA	
General Chemistry																																				
Sulfate	mg/Kg	NS	NS	NS	NA		NA		NA		NA		NA		NA		NA		NA		**2.4**	**B**	NA		NA		NA		NA		NA		NA		NA	
Toxicity Characteristic Leaching Procedure (TCLP) Metals																																				
Lead	mg/L[14]	NS	NS	NS	0.50	U	0.50	U	0.50	U	0.50	U	**2.0**		0.50	U	0.50	U	NA		NA		0.50	U	NA		NA		NA		NA		NA		0.50	U
Physical Parameters																																				
Percent Solids	Percent	NS	NS	NS	NA		NA		NA		NA		NA		NA		NA		NA		NA		NA		NA		NA		NA		NA		NA		NA	

Table 3
Confirmatory Samples Eastern Portion of Site
Detections Only

Parameter	Units	Unrestricted Use Soil Cleanup Objectives[1]	Restricted Use Soil Cleanup Objectives - Restricted Residential Standard[1]	Restricted Use Soil Cleanup Objectives - Commercial Standard[1]	T2-NP-CB3		T2-NP-SW1		T2-NP-SW3		T2-NP-SW4		T2-NP-SW5		T2-BS-CB1		T2-BS-CB2		T2-BS-CB3		T2-BS-CB4		T2-BS-CB5		T2-BS-CB6		T2-BS-SW1		T2-BS-SW2		T2-BS-SW3		T2-BS-SW4		T2-BS-SW5	
Sample Depth (feet):																																				
Sample Date:					8/21/2014		8/14/2014		8/14/2014		8/14/2014		8/21/2014		7/10/2014		7/10/2014		7/11/2014		7/14/2014		7/15/2014		7/16/2014		7/10/2014		7/10/2014		7/10/2014		7/11/2014		7/14/2014	
Volatile Organic Compounds																																				
Acetone	µg/Kg[2]	50	100,000	500,000	NA		NA		NA		NA		NA		NA		NA		NA		NA		NA		NA		NA		NA		NA		NA		NA	
Dichlorodifluoromethane	µg/Kg	NS[4]	NS	NS	NA		NA		NA		NA		NA		NA		NA		NA		NA		NA		NA		NA		NA		NA		NA		NA	
Isopropylbenzene (Cumene)	µg/Kg	NS	NS	NS	NA		NA		NA		NA		NA		NA		NA		NA		NA		NA		NA		NA		NA		NA		NA		NA	
Methyl Acetate	µg/Kg	NS	NS	NS	NA		NA		NA		NA		NA		NA		NA		NA		NA		NA		NA		NA		NA		NA		NA		NA	
Methylcyclohexane	µg/Kg	NS	NS	NS	NA		NA		NA		NA		NA		NA		NA		NA		NA		NA		NA		NA		NA		NA		NA		NA	
Methylene Chloride	µg/Kg	50	100,000	500,000	NA		NA		NA		NA		NA		NA		NA		NA		NA		NA		NA		NA		NA		NA		NA		NA	
Semivolatile Organic Compounds (SVOCs)																																				
1,1-Biphenyl	µg/Kg	NS	NS	NS	NA		NA		NA		NA		NA		NA		NA		NA		NA		NA		NA		NA		NA		NA		NA		NA	
2,4-Dimethylphenol	µg/Kg	NS	NS	NS	NA		NA		NA		NA		NA		410	U	460	U	410	U	430	U	440	U	480	U	430	U	440	U	480	U	490	U	380	U
2,4-Dinitrotoluene	µg/Kg	NS	NS	NS	NA		NA		NA		NA		NA		410	U	460	U	410	U	430	U	440	U	480	U	430	U	440	U	480	U	490	U	380	U
2,6-Dintrotoluene	µg/Kg	NS	NS	NS	NA		NA		NA		NA		NA		410	U	460	U	410	U	430	U	440	U	480	U	430	U	440	U	480	U	490	U	380	U
2-Methylnaphthalene	µg/Kg	NS	NS	NS	NA		NA		NA		NA		NA		82	U	92	U	83	U	87	U	88	U	98	U	86	U	**110**		**500**		98	U	76	U
2-Methylphenol (O-Cresol)	µg/Kg	330	100,000	500,000	NA		NA		NA		NA		NA		410	U	460	U	410	U	430	U	440	U	480	U	430	U	440	U	480	U	490	U	380	U
3&4-Methylphenol (m+p Cresol)	µg/Kg	330[6]	100,000	500,000	NA		NA		NA		NA		NA		410	U	460	U	410	U	NA		NA		NA		430	U	440	U	480	U	490	U	NA	
4-Methylphenol (p-Cresol)	µg/Kg	330	100,000	500,000	NA		NA		NA		NA		NA		NA		NA		NA		NA		NA		NA		NA		NA		NA		NA		NA	
Acenaphthene	µg/Kg	20,000	100,000	500,000	NA		NA		NA		NA		NA		82	U	92	U	83	U	87	U	88	U	98	U	86	U	**97**		98	U	98	U	76	U
Acenaphthylene	µg/Kg	100,000	100,000	500,000	NA		NA		NA		NA		NA		82	U	92	U	83	U	87	U	88	U	98	U	86	U	89	U	**100**		98	U	76	U
Anthracene	µg/Kg	100,000	100,000	500,000	NA		NA		NA		NA		NA		82	U	92	U	83	U	87	U	88	U	98	U	86	U	**310**		**490**		98	U	76	U
Benzaldehyde	µg/Kg	NS	NS	NS	NA		NA		NA		NA		NA		2000	UJ	2300	UJ	2100	UJ	2,200	UJ	2,200	U	2,400	UJ	2,100	UJ	2,200	UJ	2,400	UJ	2,500	UJ	1,900	UJ
Benzo(a)anthracene	µg/Kg	1,000	1,000	5,600	NA		NA		NA		NA		NA		82	U	92	U	83	U	87	U	88	U	98	U	**140**		**910**		**1300**		**110**		**96**	
Benzo(a)pyrene	µg/Kg	1,000	1,000	1,000	NA		NA		NA		NA		NA		82	U	92	U	83	U	87	U	88	U	98	U	**110**		**760**		**1100**		**98**		76	U
Benzo(b)fluoranthene	µg/Kg	1,000	1,000	5,600	NA		NA		NA		NA		NA		82	U	92	U	83	U	87	U	88	U	98	U	**150**		**1200**		**1400**		**150**		**110**	
Benzo(g,h,i)perylene	µg/Kg	100,000	100,000	500,000	NA		NA		NA		NA		NA		82	U	92	U	83	U	87	U	88	U	98	U	86	U	**490**		**620**		98	U	76	U
Benzo(k)fluoranthene	µg/Kg	800	3,900	56,000	NA		NA		NA		NA		NA		82	U	92	U	83	U	87	U	88	U	98	U	**69**	J	**410**		**580**		98	U	76	U
Benzyl Butyl Phthalate	µg/Kg	NS	NS	NS	NA		NA		NA		NA		NA		410	U	460	U	410	U	430	U	440	U	480	U	430	U	440	U	480	U	490	U	380	U
Biphenyl (Diphenyl, 1,1'-Biphenyl)	µg/Kg	NS	NS	NS	NA		NA		NA		NA		NA		410	U	460	U	410	U	430	U	440	U	480	U	430	U	440	U	480	U	490	U	380	U
Bis(2-ethyhexyl) Phthalate	µg/Kg	NS	NS	NS	NA		NA		NA		NA		NA		**260**	J	460	U	410	U	430	U	440	U	480	U	430	U	**260**	J	480	U	**310**	J	380	U
Caprolactam	µg/Kg	NS	NS	NS	NA		NA		NA		NA		NA		410	U	460	U	410	U	430	U	440	U	480	U	430	UJ	440	U	480	U	490	U	380	U
Carbazole	µg/Kg	NS	NS	NS	NA		NA		NA		NA		NA		410	U	460	U	410	U	430	U	440	U	480	U	430	U	**170**	J	480	U	490	U	380	U
Chrysene	µg/Kg	1,000	3,900	56,000	NA		NA		NA		NA		NA		82	U	92	U	83	U	87	U	88	U	98	U	**150**		**970**		**1200**		**130**		**110**	
Dibenz(a,h)anthracene	µg/Kg	330	330	560	NA		NA		NA		NA		NA		82	U	92	U	83	U	87	U	88	U	98	U	86	U	**160**		**150**		98	U	76	U
Dibenzofuran	µg/Kg	7,000	59,000	350,000	NA		NA		NA		NA		NA		410	U	460	U	410	U	430	U	440	U	480	U	430	U	**93**	J	**180**	J	490	U	380	U
Diethyl Phthalate	µg/Kg	NS	NS	NS	NA		NA		NA		NA		NA		410	U	460		410	U	430	U	440	U	480	U	430	U	440	U	480	U	490	U	380	U
Dimethyl Phthalate	µg/Kg	NS	NS	NS	NA		NA		NA		NA		NA		2,000	U	**150**	J	2,100	U	2,200	U	2,200	U	2,400	U	2100	U	**94**	J	2400	U	2500	U	1900	U
Di-n-Butyl Phthalate	µg/Kg	NS	NS	NS	NA		NA		NA		NA		NA		410	U	460	U	410	U	430	U	440	U	480	U	430	U	440	U	480	U	490	U	380	U
Fluoranthene	µg/Kg	100,000	100,000	500,000	NA		NA		NA		NA		NA		82	U	92	U	83	U	87	U	88	U	98	U	**270**		**1700**		**2800**		**170**		**160**	
Fluorene	µg/Kg	30,000	100,000	500,000	NA		NA		NA		NA		NA		82	U	92	U	83	U	87	U	88	U	98	U	86	U	**130**		**110**		98	U	76	U
Indeno(1,2,3-cd)pyrene	µg/Kg	500	500	5,600	NA		NA		NA		NA		NA		82	U	92	U	83	U	87	U	88	U	98	U	86	U	**450**		**600**		98	U	76	U
Isophrone	µg/Kg	NS	NS	NS	NA		NA		NA		NA		NA		410	U	460	U	410	U	430	U	440	U	480	U	430	U	440	U	480	U	490	U	380	U
Naphthalene	µg/Kg	12,000	100,000	500,000	NA		NA		NA		NA		NA		82	U	92	U	83	U	87	U	88	U	98	U	86	U	**110**		**410**		98	U	76	U
N-Nitrosodiphenylamine	µg/Kg	NS	NS	NS	NA		NA		NA		NA		NA		410	U	460	U	410	U	430	U	440	U	480	U	430	U	440	U	480	U	490	U	380	U
Phenanthrene	µg/Kg	100,000	100,000	500,000	NA		NA		NA		NA		NA		82	U	92	U	83	U	87	U	88	U	98	U	**170**		**1300**		**1800**		**150**		**150**	
Phenol	µg/Kg	330	100,000	500,000	NA		NA		NA		NA		NA		410	U	460	U	410	U	430	U	440	U	480	U	430	U	440	U	480	U	490	U	380	U
Pyrene	µg/Kg	100,000	100,000	500,000	NA		NA		NA		NA		NA		82	U	92	U	83	U	87	U	88	U	98	U	**220**		**1300**		**2300**		**150**		**140**	
Target Compound List (TCL) Pesticides																																				
alpha-BHC (alpha Hexachlorocyclohexane)	µg/Kg	20	480	3,400	NA		NA		NA		NA		NA		NA		NA		NA		NA		NA		NA		NA		NA		NA		NA		NA	
beta-BHC (beta Hexachlorocyclohexane)	µg/Kg	36	360	3,000	NA		NA		NA		NA		NA		NA		NA		NA		NA		NA		NA		NA		NA		NA		NA		NA	
delta-BHC (delta Hexachlorocyclohexane)	µg/Kg	40	100,000	500,000	NA		NA		NA		NA		NA		NA		NA		NA		NA		NA		NA		NA		NA		NA		NA		NA	
Dieldrin	µg/Kg	5	200	1,400	NA		NA		NA		NA		NA		NA		NA		NA		NA		NA		NA		NA		NA		NA		NA		NA	
Endrin Ketone	µg/Kg	NS	NS	NS	NA		NA		NA		NA		NA		NA		NA		NA		NA		NA		NA		NA		NA		NA		NA		NA	
Gamma BHC (Lindane)	µg/Kg	100	1,300	9,200	NA		NA		NA		NA		NA		NA		NA		NA		NA		NA		NA		NA		NA		NA		NA		NA	
Methoxychlor	µg/Kg	NS	NS	NS	NA		NA		NA		NA		NA		NA		NA		NA		NA		NA		NA		NA		NA		NA		NA		NA	
4,4'-DDD (p,p'-DDD)	µg/Kg	3.3	13,000	92,000	NA		NA		NA		NA		NA		NA		NA		NA		NA		NA		NA		NA		NA		NA		NA		NA	
4,4'-DDE (p,p'-DDE)	µg/Kg	3.3	8,900	62,000	NA		NA		NA		NA		NA		NA		NA		NA		NA		NA		NA		NA		NA		NA		NA		NA	
4,4'-DDT (p,p'-DDT)	µg/Kg	3.3	7,900	47,000	NA		NA		NA		NA		NA		NA		NA		NA		NA		NA		NA		NA		NA		NA		NA		NA	
Target Compound List (TCL) Polychlorinated Biphenyls (PCBs)																																				
Target Analyte List (TAL) Metals (Total)																																				
Aluminum	mg/Kg[152]	NS	NS	NS	NA		NA		NA		NA		NA		**14,400**		**17,200**		**13,000**		**12,200**		**12,000**		**14,300**		**12,300**		**11,800**		**741**		**12,100**		**10,400**	
Antimony	mg/Kg	NS	NS	NS	NA		NA		NA		NA		NA		1.0	U	1.3	U	1.2	U	1.2	UJ	1.3	U	1.2	U	1.3	U	**1.5**		1.4	U	1.2	U	**1.6**	
Arsenic	mg/Kg	13	16	16	NA		NA		NA		NA		NA		**3.9**		**5.4**		**4.4**		**4.6**		**4.4**		**2.2**		**6.6**		**9.0**		**1.4**		**6.9**		**7.7**	
Barium	mg/Kg	350	400	400	NA		NA		NA		NA		NA		**96.4**		**171**		**127**		**99.0**		**97.5**		**144**		**105**		**118**		27.5	U	**86.3**		**92.6**	
Beryllium	mg/Kg	7.2	72	590	NA		NA		NA		NA		NA		**0.64**		**0.78**		**0.61**		**0.57**		**0.63**		**0.64**		**0.64**		**0.64**		0.55	U	**0.62**		**0.54**	
Cadmium	mg/Kg	2.5	4.3	9.3	NA		NA		NA		NA		NA		0.51	U	0.63	U	0.61	U	0.61	U	0.63	U	**0.81**		0.63	U	0.59	U	0.69	U	0.59	U	0.60	U
Calcium	mg/Kg	NS	NS	NS	NA		NA		NA		NA		NA		**2170**		**5880**		**3870**		**3420**		**3380**		**4490**		**38,400**		**36,800**		**1,240**		**24,700**		**55,500**	
Chromium	mg/Kg	1	110	400	NA		NA		NA		NA		NA		**17.1**		**23.8**		**17.6**		**15.4**		**15.7**		**15.9**		**23.4**		**22.3**		**2.0**		**17.3**		**20.7**	
Chromium (trivalent)[133]	mg/Kg	30	180	1,500	NA		NA		NA		NA		NA		NA		NA		NA		NA		NA		NA		NA		NA		NA		NA		NA	
Hexavalent Chromium	mg/Kg	1	110	400	NA		NA		NA		NA		NA		NA		NA		NA		NA		NA		NA		NA		NA		NA		NA		NA	
Cobalt	mg/Kg	NS	NS	NS	NA		NA		NA		NA		NA		**8.9**		**12.7**		**8.6**		**9.0**		**8.8**		**6.2**		**9.9**		**10.2**		6.9	U	**9.8**		**9.3**	
Copper	mg/Kg	50	270	270	NA		NA		NA		NA		NA		**8.2**		**13.8**		**14.7**		**8.6**		**13.9**		**17.2**		**45.2**		**48.3**		**9.1**		**46.5**		**31.5**	
Iron	mg/Kg	NS	NS	NS	NA		NA		NA		NA		NA		**18,800**		**28,700**		**20,200**		**22,300**		**19,200**		**11,300**		**20,400**		**23,200**		**3,870**		**20,200**		**18,200**	
Lead	mg/Kg	63	400	1,000	**13.1**		**498**		**310**		**252**		**941**		**6.9**		**23.3**		**8.3**		**15.4**		**19.0**		**15.8**		**103**		**178**		**8.5**		**82.3**		**105**	
Magnesium	mg/Kg	NS	NS	NS	NA		NA		NA		NA		NA		**3840**		**7500**		**5020**		**3880**		**3990**		**3340**		**14,200**		**13,700**		687	U	**10,900**		**31,900**	
Manganese	mg/Kg	1,600	2,000	10,000	NA		NA		NA		NA		NA		**240**		**616**		**231**		**231**	J	**186**		**108**		**457**		**558**		**21.3**		**461**		**553**	
Nickel	mg/Kg	30	310	310	NA		NA		NA		NA		NA		**18.2**		**33.3**		**22.0**		**18.8**		**19.5**		**17.4**		**22.0**		**25.7**		5.5	U	**22.3**		**21.3**	
Potassium	mg/Kg	NS	NS	NS	NA		NA		NA		NA		NA		**980**		**2030**		**1180**		**845**		**974**		**1100**		**1580**		**1900**		687	U	**1290**		**1340**	
Selenium	mg/Kg	3.9	180	1,500	NA		NA		NA		NA		NA		1.0	U	1.3	U	1.2	U	1.2	U	1.3	U	1.2	U	1.3	U	1.2	U	1.4	U	1.2	U	1.2	U
Silver	mg/Kg	2	180	1,500	NA		NA		NA		NA		NA		0.51	U	0.63	U	0.61	U	0.61	U	0.63	U	0.63	U	0.63	U	0.59	U	0.69	U	0.59	U	0.60	U
Sodium	mg/Kg	NS	NS	NS	NA		NA		NA		NA		NA		511	U	635	U	611	U	605	U	631	U	610	U	626	U	589	U	687	U	592	U	596	U
Thallium	mg/Kg	NS	NS	NS	NA		NA		NA		NA		NA		2.0	U	2.5	U	2.4	U	2.4	U	2.5	U	2.4	U	2.5	U	2.4	U	2.7	U	2.4	U	2.4	U
Tin	mg/Kg	NS	NS	NS	NA		NA		NA		NA		NA		NA		NA		NA		NA		NA		NA		NA		NA		NA		NA		NA	
Vanadium	mg/Kg	NS	NS	NS	NA		NA		NA		NA		NA		**25.9**		**32.0**		**24.0**		**24.4**		**22.4**		**18.1**		**26.7**		**27.6**		6.9	U	**25.0**		**21.3**	
Zinc	mg/Kg	109	10,000	10,000	NA		NA		NA		NA		NA		**55.6**		**1070**		**143**		**845**		**574**		**545**		**238**		**174**		**11.7**		**122**		**216**	
Mercury	mg/Kg	0.18	0.81	2.8	NA		NA		NA		NA		NA		0.040	U	**0.14**		**0.042**		**0.077**		**0.12**		**0.65**		**1.1**		**3.1**		**0.93**		**2.6**		**9.8**	
General Chemistry																																				
Sulfate	mg/Kg	NS	NS	NS	NA		NA		NA		NA		NA		ND		NA		NA		NA		NA		NA		NA		NA		NA		NA		NA	
Toxicity Characteristic Leaching Procedure (TCLP) Metals																																				
Lead	mg/L[143]	NS	NS	NS	0.50	U	0.50	U	0.50	U	0.50	U	**1.9**		ND		NA		NA		NA		NA		NA		NA		NA		NA		NA		NA	
Physical Parameters																																				
Percent Solids	Percent	NS	NS	NS	NA		NA		NA		NA		NA		ND		NA		NA		NA		NA		NA		NA		NA		NA		NA		NA	

Table 3
Confirmatory Samples Eastern Portion of Site
Detections Only

Parameter	Units	Unrestricted Use Soil Cleanup Objectives[1]	Restricted Use Soil Cleanup Objectives - Restricted Residential Standard[1]	Restricted Use Soil Cleanup Objectives - Commercial Standard[1]	T2-BS-SW6		T2-BS-SW7		T2-BS-SW8		T2-AL-CB1		T2-AL-CB2		T2-AL-CB3		T2-AL-CB4		T2-AL-CB5		T2-EP-SS4-3		T2-EP-SS5-2		T2-EP-SS6-2		T2-EP-SS7-2		NG-5		NG-6		NG-7		NG-8	
				Sample Depth (feet):																																
				Sample Date:	7/15/2014		7/16/2014		7/16/2014		6/26/2014		6/26/2014		6/26/2014		6/27/2014		6/27/2014		11/4/2014		10/28/2014		10/28/2014		10/28/2014		11/25/2014		11/25/2014		11/25/2014		11/25/2014	
				Sample ID:	Result	Qualifier	Result	Qualifier	Result	Qualifier	Result	Qualifier	Result	Qualifier	Result	Qualifier	Result	Qualifier	Result	Qualifier	Result	Qualifier	Result	Qualifier	Result	Qualifier	Result	Qualifier	Result	Qualifier	Result	Qualifier	Result	Qualifier	Result	Qualifier
Volatile Organic Compounds																																				
Acetone	µg/Kg[2]	50	100,000	500,000	NA		NA		NA		NA		NA		NA		NA		NA		NA		NA		NA		NA		NA		NA		NA		NA	
Dichlorodifluoromethane	µg/Kg	NS[4]	NS	NS	NA		NA		NA		NA		NA		NA		NA		NA		NA		NA		NA		NA		NA		NA		NA		NA	
Isopropylbenzene (Cumene)	µg/Kg	NS	NS	NS	NA		NA		NA		NA		NA		NA		NA		NA		NA		NA		NA		NA		NA		NA		NA		NA	
Methyl Acetate	µg/Kg	NS	NS	NS	NA		NA		NA		NA		NA		NA		NA		NA		NA		NA		NA		NA		NA		NA		NA		NA	
Methylcyclohexane	µg/Kg	NS	NS	NS	NA		NA		NA		NA		NA		NA		NA		NA		NA		NA		NA		NA		NA		NA		NA		NA	
Methylene Chloride	µg/Kg	50	100,000	500,000	NA		NA		NA		NA		NA		NA		NA		NA		NA		NA		NA		NA		NA		NA		NA		NA	
Semivolatile Organic Compounds (SVOCs)																																				
1,1-Biphenyl	µg/Kg	NS	NS	NS	NA		NA		NA		NA		NA		NA		NA		NA		NA		NA		NA		NA		NA		NA		NA		NA	
2,4-Dimethylphenol	µg/Kg	NS	NS	NS	440	U	460	U	490	U	220	U	240	U	260	U	200	U	210	U	NA		NA		NA		NA		410	U	440	U	440	U	500	U
2,4-Dinitrotoluene	µg/Kg	NS	NS	NS	440	U	460	U	490	U	220	U	240	U	260	U	200	U	210	U	NA		NA		NA		NA		410	U	440	U	440	U	500	U
2,6-Dintrotoluene	µg/Kg	NS	NS	NS	440	U	460	U	490	U	220	U	240	U	260	U	200	U	210	U	NA		NA		NA		NA		410	U	440	U	440	U	500	U
2-Methylnaphthalene	µg/Kg	NS	NS	NS	90	U	93	U	**360**		220	U	240	U	260	U	200	U	210	U	NA		NA		NA		NA		83	U	88	U	89	U	100	U
2-Methylphenol (O-Cresol)	µg/Kg	330	100,000	500,000	440	U	460	U	490	U	220	U	240	U	260	U	200	U	210	U	NA		NA		NA		NA		410	U	440	U	440	U	500	U
3&4-Methylphenol (m+p Cresol)	µg/Kg	330[6]	100,000	500,000	NA		NA		NA		NA		NA		NA		NA		NA		NA		NA		NA		NA		410	U	440	U	440	U	500	U
4-Methylphenol (p-Cresol)	µg/Kg	330	100,000	500,000	NA		NA		NA		420	U	460	U	500	U	390	U	400	U	NA		NA		NA		NA		NA		NA		NA		NA	
Acenaphthene	µg/Kg	20,000	100,000	500,000	90	U	93	U	98	U	**21**	**J**	240	U	260	U	200	U	210	U	NA		NA		NA		NA		83	U	88	U	89	U	100	U
Acenaphthylene	µg/Kg	100,000	100,000	500,000	90	U	93	U	98	U	220	U	240	U	260	U	200	U	210	U	NA		NA		NA		NA		83	U	88	U	89	U	100	U
Anthracene	µg/Kg	100,000	100,000	500,000	90	U	93	U	98	U	**35**	**J**	240	U	260	U	**14**	**J**	210	U	NA		NA		NA		NA		83	U	88	U	89	U	100	U
Benzaldehyde	µg/Kg	NS	NS	NS	2200	UJ	2,300	UJ	2,400	UJ	220	U	240	U	260	U	200	U	210	U	NA		NA		NA		NA		2,100	U R	2,200	U R	2,200	U R	2,500	U R
Benzo(a)anthracene	µg/Kg	1,000	1,000	5,600	90	U	**150**		**120**		**44**	**J**	240	U	260	U	**72**	**J**	210	U	NA		NA		NA		NA		83	U	88	U	89	U	100	U
Benzo(a)pyrene	µg/Kg	1,000	1,000	1,000	90	U	**160**		**100**		**36**	**J**	240	U	260	U	200	U	210	U	NA		NA		NA		NA		83	U	88	U	89	U	100	U
Benzo(b)fluoranthene	µg/Kg	1,000	1,000	5,600	90	U	**240**		**180**		**42**	**J**	240	U	260	U	200	U	210	U	NA		NA		NA		NA		83	U	88	U	89	U	100	U
Benzo(g,h,i)perylene	µg/Kg	100,000	100,000	500,000	90	U	**120**		98	U	**23**	**J**	240	U	260	U	200	U	210	U	NA		NA		NA		NA		83	U	88	U	89	U	100	U
Benzo(k)fluoranthene	µg/Kg	800	3,900	56,000	90	U	**120**		98	U	**32**	**J**	240	U	260	U	200	U	210	U	NA		NA		NA		NA		83	U	88	U	89	U	100	U
Benzyl Butyl Phthalate	µg/Kg	NS	NS	NS	440	U	460	U	490	U	220	U	240	U	260	U	200	U	210	U	NA		NA		NA		NA		410	U	440	U	440	U	500	U
Biphenyl (Diphenyl, 1,1'-Biphenyl)	µg/Kg	NS	NS	NS	440	U	460	U	490	U	220	U	240	U	260	U	200	U	210	U	NA		NA		NA		NA		410	U	440	U	440	U	500	U
Bis(2-ethyhexyl) Phthalate	µg/Kg	NS	NS	NS	440	U	460	U	490	U	220	U	240	U	260	U	200	U	210	U	NA		NA		NA		NA		410	U	440	U	440	U	**51**	**J B**
Caprolactam	µg/Kg	NS	NS	NS	440	U	460	U	490	U	220	U	240	U	260	U	200	U	210	U	NA		NA		NA		NA		410	U	440	U	440	U	500	U
Carbazole	µg/Kg	NS	NS	NS	440	U	460	U	490	U	220	U	240	U	260	U	200	U	210	U	NA		NA		NA		NA		410	U	440	U	440	U	500	U
Chrysene	µg/Kg	1,000	3,900	56,000	90	U	**200**		**220**		**39**	**J**	240	U	260	U	**66**	**J**	210	U	NA		NA		NA		NA		83	U	88	U	89	U	100	U
Dibenz(a,h)anthracene	µg/Kg	330	330	560	90	U	93	U	98	U	**20**	**J**	240	U	260	U	200	U	210	U	NA		NA		NA		NA		83	U	88	U	89	U	100	U
Dibenzofuran	µg/Kg	7,000	59,000	350,000	440	U	460	U	**110**	**J**	220	U	240	U	260	U	200	U	210	U	NA		NA		NA		NA		410	U	440	U	440	U	500	U
Diethyl Phthalate	µg/Kg	NS	NS	NS	440	U	460	U	490	U	**23**	**J**	240	U	260	U	200	U	210	U	NA		NA		NA		NA		410	U	440	U	440	U	500	U
Dimethyl Phthalate	µg/Kg	NS	NS	NS	2200	U	2300	U	2400	U	220	U	240	U	260	U	200	U	210	U	NA		NA		NA		NA		2,100	U	2,200	U	2,200	U	2,500	U
Di-n-Butyl Phthalate	µg/Kg	NS	NS	NS	440	U	460	U	490	U	220	U	240	U	260	U	200	U	210	U	NA		NA		NA		NA		410	U	440	U	440	U	500	U
Fluoranthene	µg/Kg	100,000	100,000	500,000	90	U	**250**		**140**		**64**	**J**	240	U	260	U	**97**	**J**	210	U	NA		NA		NA		NA		83	U	88	U	89	U	100	U
Fluorene	µg/Kg	30,000	100,000	500,000	90	U	93	U	98	U	220	U	240	U	260	U	200	U	210	U	NA		NA		NA		NA		83	U	88	U	89	U	100	U
Indeno(1,2,3-cd)pyrene	µg/Kg	500	500	5,600	90	U	**100**		98	U	**25**	**J**	240	U	260	U	**120**	**J**	210	U	NA		NA		NA		NA		83	U	88	U	89	U	100	U
Isophrone	µg/Kg	NS	NS	NS	440	U	460	U	490	U	220	U	240	U	260	U	200	U	210	U	NA		NA		NA		NA		410	U	440	U	440	U	500	U
Naphthalene	µg/Kg	12,000	100,000	500,000	**44**	**J**	93	U	**210**		220	U	240	U	260	U	200	U	210	U	NA		NA		NA		NA		83	U	88	U	89	U	100	U
N-Nitrosodiphenylamine	µg/Kg	NS	NS	NS	440	U	460	U	490	U	220	U	240	U	260	U	200	U	210	U	NA		NA		NA		NA		410	U	440	U	440	U	500	U
Phenanthrene	µg/Kg	100,000	100,000	500,000	**110**		**170**		**400**		**71**	**J**	240	U	260	U	**59**	**J**	210	U	NA		NA		NA		NA		83	U	88	U	89	U	100	U
Phenol	µg/Kg	330	100,000	500,000	440	U	460	U	490	U	220	U	240	U	260	U	200	U	210	U	NA		NA		NA		NA		**65**	**J**	440	U	**60**	**J**	500	U
Pyrene	µg/Kg	100,000	100,000	500,000	90	U	**220**		**140**		**53**	**J**	240	U	260	U	**78**	**J**	210	U	NA		NA		NA		NA		83	U	88	U	89	U	100	U
Target Compound List (TCL) Pesticides																																				
alpha-BHC (alpha Hexachlorocyclohexane)	µg/Kg	20	480	3,400	NA		NA		NA		NA		NA		NA		NA		NA		NA		NA		NA		NA		NA		NA		NA		NA	
beta-BHC (beta Hexachlorocyclohexane)	µg/Kg	36	360	3,000	NA		NA		NA		NA		NA		NA		NA		NA		NA		NA		NA		NA		NA		NA		NA		NA	
delta-BHC (delta Hexachlorocyclohexane)	µg/Kg	40	100,000	500,000	NA		NA		NA		NA		NA		NA		NA		NA		NA		NA		NA		NA		NA		NA		NA		NA	
Dieldrin	µg/Kg	5	200	1,400	NA		NA		NA		NA		NA		NA		NA		NA		NA		NA		NA		NA		NA		NA		NA		NA	
Endrin Ketone	µg/Kg	NS	NS	NS	NA		NA		NA		NA		NA		NA		NA		NA		NA		NA		NA		NA		NA		NA		NA		NA	
Gamma BHC (Lindane)	µg/Kg	100	1,300	9,200	NA		NA		NA		NA		NA		NA		NA		NA		NA		NA		NA		NA		NA		NA		NA		NA	
Methoxychlor	µg/Kg	NS	NS	NS	NA		NA		NA		NA		NA		NA		NA		NA		NA		NA		NA		NA		NA		NA		NA		NA	
4,4'-DDD (p,p'-DDD)	µg/Kg	3.3	13,000	92,000	NA		NA		NA		NA		NA		NA		NA		NA		NA		NA		NA		NA		NA		NA		NA		NA	
4,4'-DDE (p,p'-DDE)	µg/Kg	3.3	8,900	62,000	NA		NA		NA		NA		NA		NA		NA		NA		NA		NA		NA		NA		NA		NA		NA		NA	
4,4'-DDT (p,p'-DDT)	µg/Kg	3.3	7,900	47,000	NA		NA		NA		NA		NA		NA		NA		NA		NA		NA		NA		NA		NA		NA		NA		NA	
Target Compound List (TCL) Polychlorinated Biphenyls (PCBs)																																				
Target Analyte List (TAL) Metals (Total)																																				
Aluminum	mg/Kg[152]	NS	NS	NS	**10,600**		**12,200**		**1,170**		**21,100**		**14,300**		**15,100**		**13,100**		**15,300**		NA		NA		NA		NA		NA		NA		NA		NA	
Antimony	mg/Kg	NS	NS	NS	**5.1**		**4.4**		**9.0**		1.2	UJ	**1.6**		1.3	U	0.98	UJ	1.1	U	NA		NA		NA		NA		NA		NA		NA		NA	
Arsenic	mg/Kg	13	16	16	**81.1**		**7.2**		**3.5**		**7.4**		**3.7**		**6.1**		**4.4**		**5.0**		NA		NA		NA		NA		**5.4**		**5.7**		**3.2**		**3.7**	
Barium	mg/Kg	350	400	400	**235**		**90.1**		**42.4**		**81.7**		**53.3**		**126**		**106**		**154**		NA		NA		NA		NA		NA		NA		NA		NA	
Beryllium	mg/Kg	7.2	72	590	**0.50**		**0.65**		0.65	U	**0.93**		0.54	U	**0.82**		**0.64**		**0.73**		NA		NA		NA		NA		NA		NA		NA		NA	
Cadmium	mg/Kg	2.5	4.3	9.3	0.62	U	0.72	U	0.82	U	0.58	U	0.68	U	0.67	U	0.49	U	0.56	U	NA		NA		NA		NA		NA		NA		NA		NA	
Calcium	mg/Kg	NS	NS	NS	**32,600**		**18,600**		**1,090**		**1,990**		**2,050**		**2,720**		**2,630**		**3,000**		NA		NA		NA		NA		NA		NA		NA		NA	
Chromium	mg/Kg	1	110	400	**30.2**		**18.0**		**4.1**		**23.5**		**15.4**		**18.5**		**17.0**		**18.1**		NA		NA		NA		NA		NA		NA		NA		NA	
Chromium (trivalent)[135]	mg/Kg	30	180	1,500	NA		NA		NA		NA		NA		NA		NA		NA		NA		NA		NA		NA		NA		NA		NA		NA	
Hexavalent Chromium	mg/Kg	1	110	400	NA		NA		NA		NA		NA		NA		NA		NA		NA		NA		NA		NA		NA		NA		NA		NA	
Cobalt	mg/Kg	NS	NS	NS	**8.9**		**9.6**		8.2	U	**16.2**		**14.3**		**13.4**		**11.4**		**12.1**		NA		NA		NA		NA		NA		NA		NA		NA	
Copper	mg/Kg	50	270	270	**248**		**34.8**		**18.8**		**25.2**		**7.6**		**21.5**		**19.1**		**13.5**		NA		NA		NA		NA		NA		NA		NA		NA	
Iron	mg/Kg	NS	NS	NS	**27,200**		**22,100**		**14,000**		**33,000**		**20,900**		**24,600**		**22,100**		**24,300**		NA		NA		NA		NA		NA		NA		NA		NA	
Lead	mg/Kg	63	400	1,000	**243**		**133**		**189**		**10**		**17.7**		**8.6**		**7.2**		**9.6**		**32.9**		**749**		**248**		**188**		NA		NA		**5.0**		**9.5**	
Magnesium	mg/Kg	NS	NS	NS	**8,080**		**5,290**		816	U	**6,040**		**3,320**		**4,510**		**4,260**		**4,520**		NA		NA		NA		NA		NA		NA		NA		NA	
Manganese	mg/Kg	1,600	2,000	10,000	**500**		**447**		**51.7**		**453**		**462**		**658**		**573**		**537**		NA		NA		NA		NA		NA		NA		NA		NA	
Nickel	mg/Kg	30	310	310	**26.6**		**22.6**		**7.1**		**26.6**		**13.0**		**30.4**		**26.1**		**24.3**		NA		NA		NA		NA		NA		NA		NA		NA	
Potassium	mg/Kg	NS	NS	NS	**1230**		**1370**		816	U	**1,290**		680	U	**1,240**		**1,020**		**1,380**		NA		NA		NA		NA		NA		NA		NA		NA	
Selenium	mg/Kg	3.9	180	1,500	1.2	U	1.4	U	1.6	U	1.2	U	1.4	U	1.3	U	0.98	U	1.1	U	NA		NA		NA		NA		NA		NA		NA		NA	
Silver	mg/Kg	2	180	1,500	**9.4**		0.72	U	0.82	U	0.58	U	0.68	U	0.67	U	0.49	U	0.56	U	NA		NA		NA		NA		NA		NA		NA		NA	
Sodium	mg/Kg	NS	NS	NS	619	U	721	U	816	U	580	U	680	U	670	U	492	U	557	U	NA		NA		NA		NA		NA		NA		NA		NA	
Thallium	mg/Kg	NS	NS	NS	2.5	U	2.9	U	3.3	U	2.3	U	2.7	U	2.7	U	2.0	U	2.2	U	NA		NA		NA		NA		NA		NA		NA		NA	
Tin	mg/Kg	NS	NS	NS	NA		NA		NA		NA		NA		NA		NA		NA		NA		NA		NA		NA		NA		NA		NA		NA	
Vanadium	mg/Kg	NS	NS	NS	**22.6**		**23.8**		**8.7**		**35.9**		**26.4**		**26.8**		**23.7**		**25.2**		NA		NA		NA		NA		NA		NA		NA		NA	
Zinc	mg/Kg	109	10,000	10,000	**209**		**104**		**23.1**		**65.1**		**61.8**		**49.9**		**44.5**		**161**		NA		NA		NA		NA		NA		NA		NA		NA	
Mercury	mg/Kg	0.18	0.81	2.8	**923**		**1.6**		**0.11**		0.040	U	0.044	U	0.049	U	0.040	U	**0.068**		NA		NA		NA		NA		NA		NA		0.041	U	0.044	U
General Chemistry																																				
Sulfate	mg/Kg	NS	NS	NS	NA		NA		NA		NA		NA		NA		NA		NA		NA		NA		NA		NA		NA		NA		NA		NA	
Toxicity Characteristic Leaching Procedure (TCLP) Metals																																				
Lead	mg/L[143]	NS	NS	NS	NA		NA		0.50	U	NA		NA		NA		NA		NA		NA		NA		NA		NA		NA		NA		NA		NA	
Physical Parameters																																				
Percent Solids	Percent	NS	NS	NS	NA		NA		NA		NA		NA		NA		NA		NA		NA		NA		NA		NA		NA		NA		NA		NA	

Table 3
Confirmatory Samples Eastern Portion of Site
Detections Only

Parameter	Units	Unrestricted Use Soil Cleanup Objectives[1]	Restricted Use Soil Cleanup Objectives - Restricted Residential Standard[1]	Restricted Use Soil Cleanup Objectives - Commercial Standard[1]	NG-9		T2-NG-CB1		T2-NG-CB2		T2-NG-CB3		T2-NG-CB4		T2-NG-SW3		T2-NG-SW4		T2-NG-SW5		T2-NG-SW6		3003-CB1		3003-SW1		3007-CB1		3007-SW1		3011-CB1		3011-SW1		3017-CB1	
				Sample Depth (feet):																																
				Sample Date:	11/25/2014		10/10/2014		10/10/2014		10/10/2014		10/10/2014		10/10/2014		10/10/2014		12/15/2014		12/15/2014		10/29/2014		10/29/2014		10/24/2014		10/24/2014		10/22/2014		10/22/2014		10/22/2014	
				Sample ID:	Result	Qualifier	Result	Qualifier	Result	Qualifier	Result	Qualifier	Result	Qualifier	Result	Qualifier	Result	Qualifier	Result	Qualifier	Result	Qualifier	Result	Qualifier	Result	Qualifier	Result	Qualifier	Result	Qualifier	Result	Qualifier	Result	Qualifier	Result	Qualifier
Volatile Organic Compounds																																				
Acetone	µg/Kg[2]	50	100,000	500,000	NA		NA		NA		NA		NA		NA		NA		NA		NA		NA		NA		NA		NA		NA		NA		NA	
Dichlorodifluoromethane	µg/Kg	NS[4]	NS	NS	NA		NA		NA		NA		NA		NA		NA		NA		NA		NA		NA		NA		NA		NA		NA		NA	
Isopropylbenzene (Cumene)	µg/Kg	NS	NS	NS	NA		NA		NA		NA		NA		NA		NA		NA		NA		NA		NA		NA		NA		NA		NA		NA	
Methyl Acetate	µg/Kg	NS	NS	NS	NA		NA		NA		NA		NA		NA		NA		NA		NA		NA		NA		NA		NA		NA		NA		NA	
Methylcyclohexane	µg/Kg	NS	NS	NS	NA		NA		NA		NA		NA		NA		NA		NA		NA		NA		NA		NA		NA		NA		NA		NA	
Methylene Chloride	µg/Kg	50	100,000	500,000	NA		NA		NA		NA		NA		NA		NA		NA		NA		NA		NA		NA		NA		NA		NA		NA	
Semivolatile Organic Compounds (SVOCs)																																				
1,1-Biphenyl	µg/Kg	NS	NS	NS	NA		NA		NA		NA		NA		NA		NA		NA		NA		NA		NA		NA		NA		NA		NA		NA	
2,4-Dimethylphenol	µg/Kg	NS	NS	NS	410	U	390	U	400	U	4,100	U	410	U	400	U	380	U	2,400	U	210	U	410	U	510	U	4700	U	4300	U	4,300	U	4,700	U	3,900	U
2,4-Dinitrotoluene	µg/Kg	NS	NS	NS	410	U	390	U	400	U	4,100	U	410	U	400	U	380	U	3,100	U	280	U	84	U	100	U	4700	U	4300	U	4,300	U	4,700	U	3,900	U
2,6-Dinitrotoluene	µg/Kg	NS	NS	NS	410	U	390	U	400	U	4,100	U	410	U	400	U	380	U	3,100	U	280	U	84	U	100	U	4700	U	4300	U	4,300	U	4,700	U	3,900	U
2-Methylnaphthalene	µg/Kg	NS	NS	NS	82	U	390	U	400	U	4,100	U	410	U	400	U	380	U	290		20		410	U	24	J	4,700	U	4,300	U	4,300	U	4,700	U	3,900	U
2-Methylphenol (O-Cresol)	µg/Kg	330	100,000	500,000	410	U	390	U	400	U	4,100	U	410	U	400	U	380	U	3,100	U	280	U	410	U	510	U	4700	U	4,300	U	4,300	U	4,700	U	3,900	U
3&4-Methylphenol (m+p Cresol)	µg/Kg	330[6]	100,000	500,000	410	U	390	U	400	U	4,100	U	410	U	400	U	380	U	6300	U	560	U	NA		NA		4700	U	4300	U	4,300	U	4,700	U	3,900	U
4-Methylphenol (p-Cresol)	µg/Kg	330	100,000	500,000	NA		NA		NA		NA		NA		NA		NA		NA		NA		410	U	510	U	NA		NA		NA		NA		NA	
Acenaphthene	µg/Kg	20,000	100,000	500,000	82	U	390	U	400	U	4,100	U	410	U	400	U	380	U	610	J	34		410	U	57	J	4,700	U	4,300	U	4,300	U	4,700	U	3,900	U
Acenaphthylene	µg/Kg	100,000	100,000	500,000	82	U	390	U	400	U	4,100	U	410	U	400	U	380	U	170		31		410	U	510	U	4700	U	4300	U	4,300	U	4,700	U	3,900	U
Anthracene	µg/Kg	100,000	100,000	500,000	82	U	390	U	400	U	4,100	U	410	U	400	U	380	U	1,300	J	89		410	U	110	J	4,700	U	360	J	4,300	U	4,700	U	3,900	U
Benzaldehyde	µg/Kg	NS	NS	NS	2,000	R	390	UJ	400	UJ	4,100	UJ	410	UJ	400	UJ	380	UJ	1,600	UJ	140	UJ	410	U	510	U	4700	UJ	4300	UJ	4,300	UJ	1,800	J	3,900	UJ
Benzo(a)anthracene	µg/Kg	1,000	1,000	5,600	82	U	390	U	400	U	1,300	J	410	U	400	U	380	U	4,800		450		41	U	420		4,700	U	1,200	J	4,300	U	620	J	3,900	U
Benzo(a)pyrene	µg/Kg	1,000	1,000	1,000	82	U	390	U	400	U	960	J	410	U	400	U	380	U	4,700		440		15	J	460		4,700	U	930	J	4,300	U	4,700	U	3,900	U
Benzo(b)fluoranthene	µg/Kg	1,000	1,000	5,600	82	U	390	U	400	U	930	J	410	U	400	U	380	U	5,900		640		18	J	620		4,700	U	810	J	4,300	U	600	J	3,900	U
Benzo(g,h,i)perylene	µg/Kg	100,000	100,000	500,000	82	U	390	U	400	U	310	J	410	U	400	U	380	U	1,600	J	150		410	U	290	J	4,700	U	560	J	4,300	U	370	J	3,900	U
Benzo(k)fluoranthene	µg/Kg	800	3,900	56,000	82	U	390	U	400	U	640	J	410	U	400	U	380	U	3,000	J	300		41	U	250		4,700	U	4,300	U	4,300	U	4,700	U	3,900	U
Benzyl Butyl Phthalate	µg/Kg	NS	NS	NS	410	U	390	U	400	U	4,100	U	410	U	400	U	380	U	1,100	U	98	U	410	U	510	U	4,700	U	4,300	U	4,300	U	4,700	U	3,900	U
Biphenyl (Diphenyl, 1,1'-Biphenyl)	µg/Kg	NS	NS	NS	410	U	2,000	U	2,100	U	21,000	U	2,100	U	2,000	U	2,000	U	57	J	70	U	410	U	510	U	24,000	U	22,000	U	22,000	U	24,000	U	20,000	U
Bis(2-ethyhexyl) Phthalate	µg/Kg	NS	NS	NS	410	U	390	U	400	U	4,100	U	410	U	400	U	380	U	1,100	U	30	J	410	U	510	U	4,700	U	4,300	U	560	J	4,700	U	3,900	U
Caprolactam	µg/Kg	NS	NS	NS	410	U	390	UJ	400	U	4,100	U	410	U	400	U	380	U	5,200	U	460	U	410	UJ	510	U	4,700	U	4,300	U	4,300	U	4,700	U	3,900	U
Carbazole	µg/Kg	NS	NS	NS	410	U	390	U	400	U	4,100	U	410	U	400	U	380	U	720	J	52	J	410	U	110	J	4,700	U	4,300	U	4,300	U	4,700	U	3,900	U
Chrysene	µg/Kg	1,000	3,900	56,000	82	U	390	U	400	U	1,300	J	410	U	400	U	380	U	4,600		460		14	J	560		4,700	U	1,400	J	4,300	U	490	J	3,900	U
Dibenz(a,h)anthracene	µg/Kg	330	330	560	82	U	390	U	400	U	4,100	U	410	U	400	U	380	U	480	J	52		41	U	120		4,700	U	4,300	U	4,300	U	4,700	U	3,900	U
Dibenzofuran	µg/Kg	7,000	59,000	350,000	410	U	390	U	400	U	4,100	U	410	U	400	U	380	U	410	J	24	J	410	U	45	J	4,700	U	4,300	U	4,300	U	4,700	U	3,900	U
Diethyl Phthalate	µg/Kg	NS	NS	NS	410	U	390	U	400	U	4,100	U	410	U	400	U	380	U	1,100	U	98	U	410	U	510	U	4,700	U	4,300	U	4,300	U	4,700	U	3,900	U
Dimethyl Phthalate	µg/Kg	NS	NS	NS	2,000	U	390	U	400	U	4,100	U	410	U	400	U	380	U	1,100	U	98	U	410	U	510	U	4,700	U	4,300	U	4,300	U	4,700	U	3,900	U
Di-n-Butyl Phthalate	µg/Kg	NS	NS	NS	410	U	390	U	400	U	4,100	U	410	U	400	U	380	U	920	J	98	U	410	U	510	U	4,700	U	4,300	U	4,300	U	4,700	U	3,900	U
Fluoranthene	µg/Kg	100,000	100,000	500,000	82	U	390	U	400	U	1,800	J	410	U	400	U	380	U	8,900		910		24	J	1,000		4,700	U	2,500	J	4,300	U	1,200	J	3,900	U
Fluorene	µg/Kg	30,000	100,000	500,000	82	U	390	U	400	U	4,100	U	410	U	400	U	380	U	550	J	29		410	U	58	J	4,700	U	4,300	U	4,300	U	4,700	U	3,900	U
Indeno(1,2,3-cd)pyrene	µg/Kg	500	500	5,600	82	U	390	U	400	U	4,100	U	410	U	400	U	380	U	1,600	J	160		41	U	400		4,700	U	450	J	4,300	U	4,700	U	3,900	U
Isophrone	µg/Kg	NS	NS	NS	410	U	390	U	400	U	4,100	U	410	U	400	U	380	U	790	U	70	U	170	U	60	J	4,700	U	4,300	U	4,300	U	4,700	U	3,900	U
Naphthalene	µg/Kg	12,000	100,000	500,000	82	U	390	U	400	U	370	J	410	U	400	U	380	U	390	J	35		410	U	39	J	4,700	U	4,300	U	4,300	U	4,700	U	3,900	U
N-Nitrosodiphenylamine	µg/Kg	NS	NS	NS	410	U	390	U	400	U	4,100	U	410	U	400	U	380	U	790	U	70	U	410	U	510	U	4,700	U	4,300	U	4,300	U	4,700	U	3,900	U
Phenanthrene	µg/Kg	100,000	100,000	500,000	82	U	390	U	400	U	1,000	J	410	U	400	U	380	U	5,500		410		17	J	850		4,700	U	1,900	J	4,300	U	950	J	3,900	U
Phenol	µg/Kg	330	100,000	500,000	70	J	390	U	400	U	4,100	U	410	U	400	U	380	U	790	U	70	U	410	U	510	U	4,700	U	4,300	U	4,300	U	4,700	U	3,900	U
Pyrene	µg/Kg	100,000	100,000	500,000	82	U	390	U	400	U	1,700	J	410	U	400	U	380	U	8,000		830		24	J	620		4,700	U	2,100	J	4,300	U	900	J	3,900	U
Target Compound List (TCL) Pesticides																																				
alpha-BHC (alpha Hexachlorocyclohexane)	µg/Kg	20	480	3,400	NA		NA		NA		NA		NA		NA		NA		NA		NA		NA		NA		NA		NA		NA		NA		NA	
beta-BHC (beta Hexachlorocyclohexane)	µg/Kg	36	360	3,000	NA		NA		NA		NA		NA		NA		NA		NA		NA		NA		NA		NA		NA		NA		NA		NA	
delta-BHC (delta Hexachlorocyclohexane)	µg/Kg	40	100,000	500,000	NA		NA		NA		NA		NA		NA		NA		NA		NA		NA		NA		NA		NA		NA		NA		NA	
Dieldrin	µg/Kg	5	200	1,400	NA		NA		NA		NA		NA		NA		NA		NA		NA		NA		NA		NA		NA		NA		NA		NA	
Endrin Ketone	µg/Kg	NS	NS	NS	NA		NA		NA		NA		NA		NA		NA		NA		NA		NA		NA		NA		NA		NA		NA		NA	
Gamma BHC (Lindane)	µg/Kg	100	1,300	9,200	NA		NA		NA		NA		NA		NA		NA		NA		NA		NA		NA		NA		NA		NA		NA		NA	
Methoxychlor	µg/Kg	NS	NS	NS	NA		NA		NA		NA		NA		NA		NA		NA		NA		NA		NA		NA		NA		NA		NA		NA	
4,4'-DDD (p,p'-DDD)	µg/Kg	3.3	13,000	92,000	NA		NA		NA		NA		NA		NA		NA		NA		NA		NA		NA		NA		NA		NA		NA		NA	
4,4'-DDE (p,p'-DDE)	µg/Kg	3.3	8,900	62,000	NA		NA		NA		NA		NA		NA		NA		NA		NA		NA		NA		NA		NA		NA		NA		NA	
4,4'-DDT (p,p'-DDT)	µg/Kg	3.3	7,900	47,000	NA		NA		NA		NA		NA		NA		NA		NA		NA		NA		NA		NA		NA		NA		NA		NA	
Target Compound List (TCL) Polychlorinated Biphenyls (PCBs)																																				
Target Analyte List (TAL) Metals (Total)																																				
Aluminum	mg/Kg[152]	NS	NS	NS	NA		NA		NA		NA		NA		7,120		8,680		6,070		8,800		18,300		16,000		17,200		13,500		18,000		15,300		15,700	
Antimony	mg/Kg	NS	NS	NS	NA		NA		NA		NA		NA		1.1	UJ	1.1	U	289	J	5.1		1.2	U	2.2		1.5	U	1.4	U	1.1	U	2.4		10.8	
Arsenic	mg/Kg	13	16	16	4.0		3.9		2.0		4.5		3.9		3.8		3.8		22.2		10.6		5.3		6.4		5.0		5.2		4.6		6.9		4.9	
Barium	mg/Kg	350	400	400	NA		NA		NA		NA		NA		55.4		60.2		275		90.2		62.0		81.1		156		104		61.4		84.3		83.6	
Beryllium	mg/Kg	7.2	72	590	NA		NA		NA		NA		NA		0.43	U	0.44		0.69		0.54		0.77		0.57		0.66		0.54	U	0.74		0.60		0.61	
Cadmium	mg/Kg	2.5	4.3	9.3	NA		NA		NA		NA		NA		0.54	U	0.53	U	2.0		0.57	U	0.62	U	0.65	U	0.60	U	0.57	U	0.68	U	0.57	U	1.5		0.60	U
Calcium	mg/Kg	NS	NS	NS	NA		NA		NA		NA		NA		36,200		34,300		16,900		42,100		1,920		4,100		1,970		9,640		1,600		5,610		6,510	
Chromium	mg/Kg	1	110	400	NA		NA		NA		NA		NA		11.1		13.4		47.2		15.2		21.4		20.0		20.7		20.1		21.3		22.3		19.3	
Chromium (trivalent)[135]	mg/Kg	30	180	1,500	NA		NA		NA		NA		NA		NA		NA		NA		NA		NA		NA		NA		NA		NA		NA		NA	
Hexavalent Chromium	mg/Kg	1	110	400	NA		NA		NA		NA		NA		NA		NA		NA		NA		NA		NA		NA		NA		NA		NA		NA	
Cobalt	mg/Kg	NS	NS	NS	NA		NA		NA		NA		NA		8.1		9.1		7.5	U	8.8		19.8		9.7		12.5		8.8		14.2		9.6		9.1	
Copper	mg/Kg	50	270	270	NA		NA		NA		NA		NA		15.1		15.6		282		49.3		19.8		16.1		15.7		20.1		18.9		21.7		55.9	
Iron	mg/Kg	NS	NS	NS	NA		NA		NA		NA		NA		15,500		17,500		27,500		24,400		26,800		21,300		24,900		19,900		25,300		20,500		20,800	
Lead	mg/Kg	63	400	1,000	6.1		NA		8.5		542		17.4		4.7		7.6		19,400		1,030		13.7		80.4		16.3		62.2		19.7		168		543	
Magnesium	mg/Kg	NS	NS	NS	NA		NA		NA		NA		NA		7,080		7,160		4,070		10,600		5,350		4,030		4,830		4,880		5,120		4,390		5,310	
Manganese	mg/Kg	1,600	2,000	10,000	NA		NA		NA		NA		NA		505		486		578		549		423		331		581		511		511		386		354	
Nickel	mg/Kg	30	310	310	NA		NA		NA		NA		NA		17.8		19.5		23.3		21.9		23.7		18.6		21.2		20.4		23.4		21.5		19.3	
Potassium	mg/Kg	NS	NS	NS	NA		NA		NA		NA		NA		1,090		1,380		754	U	1,260		1,320		1,080		1,430		1,020		1,510		1,080		911	
Selenium	mg/Kg	3.9	180	1,500	NA		NA		NA		NA		NA		1.1	U	1.1	U	1.6		1.1	U	1.2	U	1.3	U	1.5	U	1.4	U	1.1	U	1.2	U	1.2	U
Silver	mg/Kg	2	180	1,500	NA		NA		NA		NA		NA		0.54	U	0.53	U	1.1		0.57	U	0.62	U	0.65	U	0.77	U	0.68	U	0.57	U	0.60	U	0.60	U
Sodium	mg/Kg	NS	NS	NS	NA		NA		NA		NA		NA		537	U	534	U	754	U	575	U	624	U	652	U	774	U	677	U	572	U	601	U	597	U
Thallium	mg/Kg	NS	NS	NS	NA		NA		NA		NA		NA		2.1	U	2.1	U	3.0	U	2.3	U	2.5	U	2.6	U	3.1	U	2.7	U	2.3	U	2.4	U	2.4	U
Tin	mg/Kg	NS	NS	NS	NA		NA		NA		NA		NA		NA		NA		NA		NA		NA		NA		NA		NA		NA		NA		NA	
Vanadium	mg/Kg	NS	NS	NS	NA		NA		NA		NA		NA		17.6		20.1		21.2		28.4		31.1		30.5		31.9		27.3		33.3		29.8		29.1	
Zinc	mg/Kg	109	10,000	10,000	NA		NA		NA		NA		NA		30.8	J	34.3		618		733		57.8		91.5		55.1		89.4		58.1		155		274	
Mercury	mg/Kg	0.18	0.81	2.8	0.040	U	NA		NA		NA		NA		NA		NA		3.2		0.23		0.045		0.49		0.062		0.28		0.042	U	0.28		0.17	
General Chemistry																																				
Sulfate	mg/Kg	NS	NS	NS	NA		NA		NA		NA		NA		NA		NA		NA		NA		NA		NA		NA		NA		NA		NA		NA	
Toxicity Characteristic Leaching Procedure (TCLP) Metals																																				
Lead	mg/L[143]	NS	NS	NS	NA		NA		NA		NA		NA		NA		NA		NA		NA		NA		NA		NA		NA		NA		NA		NA	
Physical Parameters																																				
Percent Solids	Percent	NS	NS	NS	NA		NA		NA		NA		NA		NA		NA		NA		NA		NA		NA		NA		NA		NA		NA		NA	

Table 3
Confirmatory Samples Eastern Portion of Site
Detections Only

Parameter	Units	Unrestricted Use Soil Cleanup Objectives[1]	Restricted Use Soil Cleanup Objectives - Restricted Residential Standard[1]	Restricted Use Soil Cleanup Objectives - Commercial Standard[1]	3017-SW1		3021-CB1		3021-SW1		3027-CB1		3027-SW1		3031-CB1		3031-SW1		3031-SW2		3200-CB1		3200-CB2		3200-CB3		3200-SW1		3200-SW2		3200-SW3		KOG-CB1		KOG-CB2	
				Sample Depth (feet):																															2.5	
				Sample Date:	10/22/2014		10/21/2014		10/21/2014		10/23/2014		10/23/2014		10/28/2014		10/28/2014		10/28/2014		10/30/2014		11/3/2014		11/3/2014		10/30/2014		11/3/2014		11/3/2014		10/23/2015		10/23/2015	
				Sample ID:	Result	Qualifier	Result	Qualifier	Result	Qualifier	Result	Qualifier	Result	Qualifier	Result	Qualifier	Result	Qualifier	Result	Qualifier	Result	Qualifier	Result	Qualifier	Result	Qualifier	Result	Qualifier	Result	Qualifier	Result	Qualifier	Result	Qualifier	Result	Qualifier
Volatile Organic Compounds																																				
Acetone	µg/Kg[2]	50	100,000	500,000	NA		NA		NA		NA		NA		NA		NA		NA		NA		NA		NA		NA		NA		NA		NA		NA	
Dichlorodifluoromethane	µg/Kg	NS[4]	NS	NS	NA		NA		NA		NA		NA		NA		NA		NA		NA		NA		NA		NA		NA		NA		NA		NA	
Isopropylbenzene (Cumene)	µg/Kg	NS	NS	NS	NA		NA		NA		NA		NA		NA		NA		NA		NA		NA		NA		NA		NA		NA		NA		NA	
Methyl Acetate	µg/Kg	NS	NS	NS	NA		NA		NA		NA		NA		NA		NA		NA		NA		NA		NA		NA		NA		NA		NA		NA	
Methylcyclohexane	µg/Kg	NS	NS	NS	NA		NA		NA		NA		NA		NA		NA		NA		NA		NA		NA		NA		NA		NA		NA		NA	
Methylene Chloride	µg/Kg	50	100,000	500,000	NA		NA		NA		NA		NA		NA		NA		NA		NA		NA		NA		NA		NA		NA		NA		NA	
Semivolatile Organic Compounds (SVOCs)																																				
1,1-Biphenyl	µg/Kg	NS	NS	NS	NA		NA		NA		NA		NA		NA		NA		NA		NA		NA		NA		NA		NA		NA		NA		NA	
2,4-Dimethylphenol	µg/Kg	NS	NS	NS	4,300	U	4,300	U	3,700	U	4,700	U	4,100	U	410	U	4100	U	4300	U	400	U	4500	U	4900	U	390	U	4300	U	5200	U	200	U	200	U
2,4-Dinitrotoluene	µg/Kg	NS	NS	NS	4,300	U	4,300	U	3,700	U	4,700	U	4,100	U	410	U	4100	U	4300	U	82	U	4500	U	4900	U	80	U	4300	U	5200	U	200	U	200	U
2,6-Dinitrotoluene	µg/Kg	NS	NS	NS	4,300	U	4,300	U	3,700	U	4,700	U	4,100	U	410	U	4100	U	4300	U	82	U	4500	U	4900	U	80	U	4300	U	5200	U	200	U	200	U
2-Methylnaphthalene	µg/Kg	NS	NS	NS	4,300	U	4,300	U	3,700	U	4,700	U	4,100	U	410	U	4100	U	4300	U	400	U	4500	U	4900	U	**61**	**J**	4300	U	5200	U	200	U	200	U
2-Methylphenol (O-Cresol)	µg/Kg	330	100,000	500,000	4,300	U	4,300	U	3,700	U	4,700	U	4,100	U	410	U	4100	U	4300	U	400	U	4500	U	4900	U	390	U	4300	U	5200	U	200	U	200	U
3&4-Methylphenol (m+p Cresol)	µg/Kg	330[6]	100,000	500,000	4,300	U	4,300	U	3,700	U	4,700	U	4,100	U	410	U	4100	U	4300	U	NA		4,500	U	4900	U	NA		4300	U	5200	U	NA		NA	
4-Methylphenol (p-Cresol)	µg/Kg	330	100,000	500,000	NA		NA		NA		NA		NA		NA		NA		NA		400	U	NA		NA		**22**	**J**	NA		NA		400	U	380	U
Acenaphthene	µg/Kg	20,000	100,000	500,000	**700**	**J**	4,300	U	3,700	U	4,700	U	4,100	U	410	U	**1,300**	**J**	4300	U	400	U	4,500	U	4,900	U	**110**	**J**	4300	U	5,200	U	200	U	200	U
Acenaphthylene	µg/Kg	100,000	100,000	500,000	4,300	U	4,300	U	3,700	U	4,700	U	4,100	U	410	U	4,100	U	4,300	U	400	U	4,500	U	4,900	U	**120**	**J**	4300	U	5,200	U	200	U	200	U
Anthracene	µg/Kg	100,000	100,000	500,000	**1,400**	**J**	4,300	U	**670**	**J**	4,700	U	4,100	U	410	U	**2,000**	**J**	4,300	U	400	U	4,500	U	4,900	U	**380**	**J**	4300	U	**1,800**	**J**	200	U	200	U
Benzaldehyde	µg/Kg	NS	NS	NS	4,300	UJ	4,300	UJ	3,700	UJ	4,700	UJ	4,100	UJ	410	UJ	4,100	UJ	4,300	UJ	400	U	4,500	UJ	4,900	UJ	**42**	**J**	4,300	UJ	5,200	UJ	200	U	200	U
Benzo(a)anthracene	µg/Kg	1,000	1,000	5,600	**2,400**	**J**	4,300	U	**1,600**	**J**	4,700	U	4,100	U	410	U	**3,600**	**J**	**830**	**J**	40	U	**570**	**J**	4,900	U	**1,400**		**3,100**	**J**	**14,000**		**48**	**J**	**21**	**J**
Benzo(a)pyrene	µg/Kg	1,000	1,000	1,000	**1,600**	**J**	4,300	U	**1,200**	**J**	4,700	U	4,100	U	410	U	**2,700**	**J**	4,300	U	**34**	**J**	4,500	U	4,900	U	**1,400**		**2,500**	**J**	**10,000**		**51**	**J**	200	U
Benzo(b)fluoranthene	µg/Kg	1,000	1,000	5,600	**2,300**	**J**	4,300	U	**1,900**	**J**	4,700	U	4,100	U	410	U	**2,800**	**J**	**560**	**J**	**49**		**990**	**J**	4,900	U	**2,000**		**4,800**		**21,000**		**61**	**J**	**36**	**J**
Benzo(g,h,i)perylene	µg/Kg	100,000	100,000	500,000	**880**	**J**	4,300	U	**940**	**J**	4,700	U	4,100	U	410	U	**1,300**	**J**	4,300	U	**29**	**J**	**540**	**J**	4,900	U	**760**		**1,500**	**J**	**5,600**		**38**	**J**	200	U
Benzo(k)fluoranthene	µg/Kg	800	3,900	56,000	**930**	**J**	4,300	U	3,700	U	4,700	U	4,100	U	410	U	**1,900**	**J**	4,300	U	40	U	4,500	U	4,900	U	**780**		**1,700**	**J**	**7,000**		**26**	**J**	200	U
Benzyl Butyl Phthalate	µg/Kg	NS	NS	NS	4,300	U	4,300	U	3,700	U	4,700	U	4,100	U	410	U	4,100	U	4,300	U	400	U	4,500	U	4,900	U	**180**	**J**	4300	U	5,200	U	200	U	200	U
Biphenyl (Diphenyl, 1,1'-Biphenyl)	µg/Kg	NS	NS	NS	22,000	U	22,000	U	19,000	U	24,000	U	21,000	U	2,100	U	21000	U	22000	U	400	U	23,000	U	25,000	U	390	U	22000	U	27000	U	200	U	200	U
Bis(2-ethyhexyl) Phthalate	µg/Kg	NS	NS	NS	4,300	U	**490**	**J**	**420**	**J**	4,700	U	4,100	U	410	U	4,100	U	4,300	U	400	U	4,500	U	4,900	U	**180**	**J**	4,300	U	5,200	U	200	U	200	U
Caprolactam	µg/Kg	NS	NS	NS	4,300	U	4,300	U	3,700	U	4,700	U	4,100	U	410	U	4,100	U	4,300	U	400	U	4,500	U	4,900	U	390	UJ	4300	U	5,200	U	200	U	200	U
Carbazole	µg/Kg	NS	NS	NS	**830**	**J**	4,300	U	**410**	**J**	4,700	U	4,100	U	410	U	**1,000**	**J**	4,300	U	400	U	4,500	U	4,900	U	**300**	**J**	4,300	U	**880**	**J**	200	U	200	U
Chrysene	µg/Kg	1,000	3,900	56,000	**2,200**	**J**	4,300	U	**1,500**	**J**	4,700	U	**370**	**J**	410	U	**3,800**	**J**	**730**	**J**	**37**	**J**	**730**	**J**	4,900	U	**1,600**		**4,000**	**J**	**21,000**		**55**	**J**	200	U
Dibenz(a,h)anthracene	µg/Kg	330	330	560	4,300	U	4,300	U	3,700	U	4,700	U	4,100	U	410	U	4,100	U	4,300	U	40	U	4,500	U	4,900	U	**270**		**510**	**J**	**1,900**	**J**	200	U	200	U
Dibenzofuran	µg/Kg	7,000	59,000	350,000	**610**	**J**	4,300	U	3,700	U	4,700	U	4,100	U	410	U	**680**	**J**	4,300	U	400	U	4,500	U	4,900	U	**120**	**J**	4,300	U	5,200	U	200	U	200	U
Diethyl Phthalate	µg/Kg	NS	NS	NS	4,300	U	4,300	U	3,700	U	4,700	U	4,100	U	410	U	4,100	U	4,300	U	400	U	4,500	U	4,900	U	390	U	4,300	U	5,200	U	200	U	200	U
Dimethyl Phthalate	µg/Kg	NS	NS	NS	4,300	U	4,300	U	3,700	U	4,700	U	4,100	U	410	U	4,100	U	4,300	U	400	U	4,500	U	4,900	U	390	U	4,300	U	5,200	U	200	U	200	U
Di-n-Butyl Phthalate	µg/Kg	NS	NS	NS	4,300	U	4,300	U	3,700	U	4,700	U	4,100	U	410	U	4,100	U	4,300	U	400	U	4,500	U	4,900	U	**13**	**J**	4,300	U	5,200	U	200	U	200	U
Fluoranthene	µg/Kg	100,000	100,000	500,000	**6,000**		4,300	U	**3,300**	**J**	4,700	U	**620**	**J**	410	U	**9,100**	**J**	**1,500**	**J**	**57**	**J**	**700**	**J**	4,900	U	**3,300**		**4,800**		**22,000**		**60**	**J**	**32**	**J**
Fluorene	µg/Kg	30,000	100,000	500,000	**790**	**J**	4,300	U	3,700	U	4,700	U	4,100	U	410	U	**1,100**	**J**	4,300	U	400	U	4,500	U	4,900	U	**140**	**J**	4,300	U	5,200	U	200	U	200	U
Indeno(1,2,3-cd)pyrene	µg/Kg	500	500	5,600	**590**	**J**	4,300	U	**830**	**J**	4,700	U	4,100	U	410	U	**1,000**	**J**	4,300	U	**40**		**490**	**J**	4,900	U	**1,100**		**1,200**	**J**	**4,900**	**J**	**30**	**J**	200	U
Isophrone	µg/Kg	NS	NS	NS	4,300	U	4,300	U	3700	U	4,700	U	4,100	U	410	U	4,100	U	4,300	U	160	U	4,500	U	4,900	U	160	U	4,300	U	5,200	U	200	U	200	U
Naphthalene	µg/Kg	12,000	100,000	500,000	4,300	U	4,300	U	3700	U	4,700	U	4,100	U	410	U	**770**	**J**	4,300	U	400	U	4,500	U	4,900	U	**110**	**J**	4,300	U	5,200	U	200	U	200	U
N-Nitrosodiphenylamine	µg/Kg	NS	NS	NS	4,300	U	4,300	U	3,700	U	4,700	U	4,100	U	410	U	4,100	U	4,300	U	400	U	4,500	U	4,900	U	390	U	4,300	U	5,200	U	200	U	200	U
Phenanthrene	µg/Kg	100,000	100,000	500,000	**7,100**		4,300	U	**2,800**	**J**	4,700	U	**400**	**J**	410	U	**8,200**	**J**	**1,400**	**J**	**40**	**J**	4,500	U	4,900	U	**2,500**		**1,200**	**J**	**5,200**		200	U	200	U
Phenol	µg/Kg	330	100,000	500,000	4,300	U	4,300	U	3,700	U	4,700	U	4,100	U	410	U	4,100	U	4,300	U	400	U	4,500	U	4,900	U	390	U	4,300	U	5,200	U	200	U	200	U
Pyrene	µg/Kg	100,000	100,000	500,000	**4,700**		4,300	U	**2,600**	**J**	4,700	U	**500**	**J**	410	U	**7,000**	**J**	**1,400**	**J**	**62**	**J**	**650**	**J**	4,900	U	**1,800**		**4,400**		**21,000**		**65**	**J**	**30**	**J**
Target Compound List (TCL) Pesticides																																				
alpha-BHC (alpha Hexachlorocyclohexane)	µg/Kg	20	480	3,400	NA		NA		NA		NA		NA		NA		NA		NA		NA		NA		NA		NA		NA		NA		NA		NA	
beta-BHC (beta Hexachlorocyclohexane)	µg/Kg	36	360	3,000	NA		NA		NA		NA		NA		NA		NA		NA		NA		NA		NA		NA		NA		NA		NA		NA	
delta-BHC (delta Hexachlorocyclohexane)	µg/Kg	40	100,000	500,000	NA		NA		NA		NA		NA		NA		NA		NA		NA		NA		NA		NA		NA		NA		NA		NA	
Dieldrin	µg/Kg	5	200	1,400	NA		NA		NA		NA		NA		NA		NA		NA		NA		NA		NA		NA		NA		NA		NA		NA	
Endrin Ketone	µg/Kg	NS	NS	NS	NA		NA		NA		NA		NA		NA		NA		NA		NA		NA		NA		NA		NA		NA		NA		NA	
Gamma BHC (Lindane)	µg/Kg	100	1,300	9,200	NA		NA		NA		NA		NA		NA		NA		NA		NA		NA		NA		NA		NA		NA		NA		NA	
Methoxychlor	µg/Kg	NS	NS	NS	NA		NA		NA		NA		NA		NA		NA		NA		NA		NA		NA		NA		NA		NA		NA		NA	
4,4'-DDD (p,p'-DDD)	µg/Kg	3.3	13,000	92,000	NA		NA		NA		NA		NA		NA		NA		NA		NA		NA		NA		NA		NA		NA		NA		NA	
4,4'-DDE (p,p'-DDE)	µg/Kg	3.3	8,900	62,000	NA		NA		NA		NA		NA		NA		NA		NA		NA		NA		NA		NA		NA		NA		NA		NA	
4,4'-DDT (p,p'-DDT)	µg/Kg	3.3	7,900	47,000	NA		NA		NA		NA		NA		NA		NA		NA		NA		NA		NA		NA		NA		NA		NA		NA	
Target Compound List (TCL) Polychlorinated Biphenyls (PCBs)																																				
Target Analyte List (TAL) Metals (Total)																																				
Aluminum	mg/Kg[152]	NS	NS	NS	**14,400**		**17,100**		**12,800**		**14,800**		**15,800**		**13,200**		**9,960**		**18,200**		**11,200**		**12,200**		**22,100**		**14,600**		**15,300**		**13,800**		**27,200**		**22,100**	
Antimony	mg/Kg	NS	NS	NS	**10.1**		1.2	U	**1.3**		1.3	U	**2.9**		1.3	UJ	1.2	U	**2.8**		1.2	U	1.4	U	1.6	U	**2.1**		1.3	UJ	**1.8**		19.9	U	17.7	U
Arsenic	mg/Kg	13	16	16	**7.6**		**3.9**		**6.7**		**4.0**		**6.4**		**4.1**	**J**	**6.6**		**6.4**		**5.7**		**5.4**		**5.3**		**6.0**		**4.7**		**6.6**		**4.6**		**6.0**	
Barium	mg/Kg	350	400	400	**90.3**		**61.7**		**95.2**		**74.2**		**96.5**		**126**	**J**	**245**		**184**		**107**		**95.1**		**122**		**367**		**110**		**102**		**157**		**123**	
Beryllium	mg/Kg	7.2	72	590	**0.64**		**0.64**		**0.61**		**0.61**		**0.72**		**0.63**	**J**	**0.53**		**0.92**		**0.55**		**0.64**		**1.1**		**0.70**		**0.76**		**0.70**		**1.3**		**1.1**	
Cadmium	mg/Kg	2.5	4.3	9.3	0.68	U	0.61	U	0.57	U	0.64	U	0.58	U	**0.86**	**J**	**1.2**		**0.83**		0.62	U	0.71	U	0.57	U	**0.63**		0.66	U	0.82	U	**1**	0.26	U	**0.27**	
Calcium	mg/Kg	NS	NS	NS	**6,770**		**1,780**		**26,000**		**2,690**		**8,650**		**3,400**	**J**	**33,500**		**27,500**		**3,350**		**5,020**		**2,500**		**19,600**		**27,000**		**22,900**		**3,020**		**2,640**	
Chromium	mg/Kg	1	110	400	**20.2**		**20.3**		**23.1**		**17.5**		**24.7**		**17.9**		**148**		**37.4**		**15.8**		**18.7**		**27.6**		**34.1**		**27.4**		**111**		**33.2**		**26.6**	
Chromium (trivalent)[135]	mg/Kg	30	180	1,500	NA		NA		NA		**16.94**		**24.2**		**17.42**		**147.49**		**36.88**		NA		NA		NA		NA		NA		NA		NA		NA	
Hexavalent Chromium	mg/Kg	1	110	400	NA		NA		NA		0.56	U	0.50	U	0.48	U	0.51	U	0.52	U	NA		NA		NA		NA		NA		NA		NA		NA	
Cobalt	mg/Kg	NS	NS	NS	**10.8**		**11.1**		**11.3**		**9.8**		**11.9**		**12.1**		**9.6**		**15.8**		**13.0**		**12.5**		**18.7**		**11.2**		**11.9**		**11.7**		**14.2**		**15.7**	
Copper	mg/Kg	50	270	270	**22.6**		**12.6**		**24.4**		**10.8**		**25.3**		**8.6**	**J**	**52.1**		**36.5**		**16.3**		**18.9**		**24.5**		**85.7**		**27.1**	**J**	**38.0**		**23.3**		**23.3**	
Iron	mg/Kg	NS	NS	NS	**22,600**		**23,800**		**22,000**		**20,900**		**24,700**		**23,300**		**20,300**		**26,800**		**21,900**		**23,800**		**33,500**		**22,500**		**24,100**		**23,900**		**30,500**		**30,300**	
Lead	mg/Kg	63	400	1,000	**789**		**13.5**		**138**		**28.7**		**172**		**19.1**		**453**		**135**		**8.3**		**37.4**		**14.2**		**271**		**60.4**	**J**	**184**		**13.1**		**39.7**	
Magnesium	mg/Kg	NS	NS	NS	**5,550**		**4,680**		**9,130**		**3,830**		**5,880**		**4,350**		**19,600**		**13,300**		**4,360**		**5,230**		**6,740**		**7,070**		**11,200**		**9,510**		**7,530**		**5,520**	
Manganese	mg/Kg	1,600	2,000	10,000	**526**		**332**		**612**		**309**		**450**		**742**		**569**		**683**		**592**		**934**		**397**		**453**		**462**		**553**		**533**		**597**	
Nickel	mg/Kg	30	310	310	**23.8**		**20.3**		**27.0**		**16.9**		**27.3**		**27.0**		**26.1**		**36.2**		**23.0**		**28.9**		**30.9**		**39**		**29.5**		**31.5**		**39.0**		**28.8**	
Potassium	mg/Kg	NS	NS	NS	**1,370**		**1,230**		**1,460**		**909**		**1,550**		**1,740**		**1,450**		**2,440**		**1,450**		**1,250**		**1,950**		**1,810**		**1,760**		**1,650**		**4,690**		**3350**	
Selenium	mg/Kg	3.9	180	1,500	1.4	U	1.2	U	1.1	U	1.3	U	1.2	U	1.3	UJ	1.2	U	1.3	U	1.2	U	1.4	U	1.6	U	1.2	U	1.3	U	1.6	U	5.3	U	4.7	U
Silver	mg/Kg	2	180	1,500	0.68	U	0.61	U	0.57	U	0.64	U	0.58	U	0.65	UJ	0.59	U	0.65	U	0.62	U	0.71	U	0.79	U	0.59	U	0.66	U	0.82	U	0.79	U	0.71	U
Sodium	mg/Kg	NS	NS	NS	684	U	608	U	569	U	644	U	582	U	647	U	589	U	651	U	622	U	707	U	786	U	592	U	661	U	822	U	**514**		165	U
Thallium	mg/Kg	NS	NS	NS	2.7	U	2.4	U	2.3	U	2.6	U	2.3	U	2.6	U	2.4	U	2.6	U	2.5	U	2.8	U	3.1	U	2.4	U	2.6	U	3.3	U	7.9	U	7.1	U
Tin	mg/Kg	NS	NS	NS	NA		NA		NA		NA		NA		NA		NA		NA		NA		NA		NA		NA		NA		NA		NA		NA	
Vanadium	mg/Kg	NS	NS	NS	**30.7**		**32.4**		**29.2**		**28.2**		**32.3**		**25.0**		**28.1**		**39.2**		**25.8**		**27.2**		**37.4**		**31.5**		**31.1**		**30.3**		**47.3**		**42.5**	
Zinc	mg/Kg	109	10,000	10,000	**88.4**		**58.8**		**104**		**70.3**		**90.2**		**379**		**406**		**235**		**39.4**		**50.9**		**69.3**		**230**		**87.4**	**J**	**115**		**71.1**		**65.3**	
Mercury	mg/Kg	0.18	0.81	2.8	**0.23**		0.039	U	**0.15**		**0.090**		**0.42**		**0.044**		**1.9**		**0.48**		0.040	U	**0.083**		0.048	U	**0.39**		**0.10**		**0.28**		**0.079**		**0.024**	
General Chemistry																																				
Sulfate	mg/Kg	NS	NS	NS	NA		NA		NA		NA		NA		NA		NA		NA		NA		NA		NA		NA		NA		NA		NA		NA	
Toxicity Characteristic Leaching Procedure (TCLP) Metals																																				
Lead	mg/L[143]	NS	NS	NS	NA		NA		NA		NA		NA		NA		NA		NA		NA		NA		NA		NA		NA		NA		NA		NA	
Physical Parameters																																				
Percent Solids	Percent	NS	NS	NS	NA		NA		NA		NA		NA		NA		NA		NA		NA		NA		NA		NA		NA		NA		NA		NA	

Table 3
Confirmatory Samples Eastern Portion of Site
Detections Only

Parameter	Units	Unrestricted Use Soil Cleanup Objectives[1]	Restricted Use Soil Cleanup Objectives - Restricted Residential Standard[1]	Restricted Use Soil Cleanup Objectives - Commercial Standard[1]	KOG-SW1		KOG-SW2		KOG-SW3		KOG-SW4		KOG-SW5A	
				Sample Depth (feet):	3.0		0-2.0		1.5-2.0		1.5-2.0		1.5-2.0	
				Sample Date:	10/23/2015		10/23/2015		10/23/2015		10/23/2015		10/27/2015	
				Sample ID:	Result	Qualifier	Result	Qualifier	Result	Qualifier	Result	Qualifier	Result	Qualifier
Volatile Organic Compounds														
Acetone	µg/Kg[2]	50	100,000	500,000	NA		NA		NA		NA		NA	
Dichlorodifluoromethane	µg/Kg	NS[4]	NS	NS	NA		NA		NA		NA		NA	
Isopropylbenzene (Cumene)	µg/Kg	NS	NS	NS	NA		NA		NA		NA		NA	
Methyl Acetate	µg/Kg	NS	NS	NS	NA		NA		NA		NA		NA	
Methylcyclohexane	µg/Kg	NS	NS	NS	NA		NA		NA		NA		NA	
Methylene Chloride	µg/Kg	50	100,000	500,000	NA		NA		NA		NA		NA	
Semivolatile Organic Compounds (SVOCs)														
1,1-Biphenyl	µg/Kg	NS	NS	NS	NA		NA		NA		NA		NA	
2,4-Dimethylphenol	µg/Kg	NS	NS	NS	210	U	1,000	U	15,000	U	2,000	U	1,000	U
2,4-Dinitrotoluene	µg/Kg	NS	NS	NS	210	U	1,000	U	15,000	U	2,000	U	1,000	U
2,6-Dintrotoluene	µg/Kg	NS	NS	NS	210	U	1,000	U	15,000	U	2,000	U	1,000	U
2-Methylnaphthalene	µg/Kg	NS	NS	NS	210	U	1,000	U	15,000	U	2,000	U	1,000	U
2-Methylphenol (O-Cresol)	µg/Kg	330	100,000	500,000	210	U	1,000	U	15,000	U	2,000	U	1,000	U
3&4-Methylphenol (m+p Cresol)	µg/Kg	330[6]	100,000	500,000	NA		NA		NA		NA		NA	
4-Methylphenol (p-Cresol)	µg/Kg	330	100,000	500,000	400	U	2,000	U	29,000	U	3,900	U	2,000	U
Acenaphthene	µg/Kg	20,000	100,000	500,000	**160**	**J**	**170**	**J**	15,000	U	**430**	**J**	1,000	U
Acenaphthylene	µg/Kg	100,000	100,000	500,000	210	U	1,000	U	15,000	U	**360**	**J**	1,000	U
Anthracene	µg/Kg	100,000	100,000	500,000	**330**		**1,200**		15,000	U	**15000**		1,000	U
Benzaldehyde	µg/Kg	NS	NS	NS	210	U	1,000	U	15,000	U	2,000	U	1,000	U
Benzo(a)anthracene	µg/Kg	1,000	1,000	5,600	**1100**		**8,800**		**33,000**		**64000**		**870**	**J**
Benzo(a)pyrene	µg/Kg	1,000	1,000	1,000	**1100**		**4,300**		**33,000**		**23000**		**840**	**J**
Benzo(b)fluoranthene	µg/Kg	1,000	1,000	5,600	**1600**		**9,200**		**38,000**		**56,000**		**990**	**J**
Benzo(g,h,i)perylene	µg/Kg	100,000	100,000	500,000	**970**		**3,000**		**24,000**		**14000**		**670**	**J**
Benzo(K)fluoranthene	µg/Kg	800	3,900	56,000	**710**		**3,300**		**18,000**		**19000**		**610**	**J**
Benzyl Butyl Phthalate	µg/Kg	NS	NS	NS	210	U	1,000	U	15,000	U	2,000	U	1,000	U
Biphenyl (Diphenyl, 1,1'-Biphenyl)	µg/Kg	NS	NS	NS	210	U	1,000	U	15,000	U	2,000	U	1,000	U
Bis(2-ethyhexyl) Phthalate	µg/Kg	NS	NS	NS	210	U	1,000	U	15,000	U	2,000	U	**520**	**JB**
Caprolactam	µg/Kg	NS	NS	NS	210	U	1,000	U	15,000	U	2,000	U	1,000	U
Carbazole	µg/Kg	NS	NS	NS	**130**	**J**	**400**	**J**	**3300**	**J**	**7800**		1,000	U
Chrysene	µg/Kg	1,000	3,900	56,000	**1400**		**12,000**		**37,000**		**85000**		**1000**	
Dibenz(a,h)anthracene	µg/Kg	330	330	560	210	U	1,000	U	15,000	U	**5400**		1,000	U
Dibenzofuran	µg/Kg	7,000	59,000	350,000	**66**	**J**	**120**	**J**	15,000	U	**1300**	**J**	1,000	U
Diethyl Phthalate	µg/Kg	NS	NS	NS	210	U	1,000	U	15,000	U	2,000	U	**760**	**JB**
Dimethyl Phthalate	µg/Kg	NS	NS	NS	210	U	1,000	U	15,000	U	2,000	U	1,000	U
Di-n-Butyl Phthalate	µg/Kg	NS	NS	NS	210	U	1,000	U	15,000	U	2,000	U	**200**	**J**
Fluoranthene	µg/Kg	100,000	100,000	500,000	**2700**		**19,000**		**45,000**		**210,000**		**1,100**	
Fluorene	µg/Kg	30,000	100,000	500,000	**150**	**J**	**300**	**J**	15,000	U	**920**	**J**	1,000	U
Indeno(1,2,3-cd)pyrene	µg/Kg	500	500	5,600	**750**		**2,500**		**20000**		**12000**		**520**	**J**
Isophrone	µg/Kg	NS	NS	NS	210	U	1,000	U	15,000	U	2,000	U	1,000	U
Naphthalene	µg/Kg	12,000	100,000	500,000	210	U	1,000	U	15,000	U	2,000	U	1,000	U
N-Nitrosodiphenylamine	µg/Kg	NS	NS	NS	210	U	1,000	U	15,000	U	2,000	U	1,000	U
Phenanthrene	µg/Kg	100,000	100,000	500,000	**1700**		**5,100**		**8,900**	**J**	**68000**		1,000	U
Phenol	µg/Kg	330	100,000	500,000	210	U	1,000	U	15,000	U	2,000	U	1,000	U
Pyrene	µg/Kg	100,000	100,000	500,000	**2400**		**15,000**		**42,000**		**160,000**		**1,100**	
Target Compound List (TCL) Pesticides														
alpha-BHC (alpha Hexachlorocyclohexane)	µg/Kg	20	480	3,400	NA		NA		NA		NA		NA	
beta-BHC (beta Hexachlorocyclohexane)	µg/Kg	36	360	3,000	NA		NA		NA		NA		NA	
delta-BHC (delta Hexachlorocyclohexane)	µg/Kg	40	100,000	500,000	NA		NA		NA		NA		NA	
Dieldrin	µg/Kg	5	200	1,400	NA		NA		NA		NA		NA	
Endrin Ketone	µg/Kg	NS	NS	NS	NA		NA		NA		NA		NA	
Gamma BHC (Lindane)	µg/Kg	100	1,300	9,200	NA		NA		NA		NA		NA	
Methoxychlor	µg/Kg	NS	NS	NS	NA		NA		NA		NA		NA	
4,4'-DDD (p,p'-DDD)	µg/Kg	3.3	13,000	92,000	NA		NA		NA		NA		NA	
4,4'-DDE (p,p'-DDE)	µg/Kg	3.3	8,900	62,000	NA		NA		NA		NA		NA	
4,4'-DDT (p,p'-DDT)	µg/Kg	3.3	7,900	47,000	NA		NA		NA		NA		NA	
Target Compound List (TCL) Polychlorinated Biphenyls (PCBs)														
Target Analyte List (TAL) Metals (Total)														
Aluminum	mg/Kg[15]	NS	NS	NS	**16,100**		**19,600**		**10,900**		**15,900**		**20,900**	
Antimony	mg/Kg	NS	NS	NS	18.4	U	18.6	U	20.0	U	16.7	U	18.3	U
Arsenic	mg/Kg	13	16	16	**6.0**		**8.4**		**8.2**		**6.0**		**5.6**	
Barium	mg/Kg	350	400	400	**92.6**		**117**		**70.1**		**94.4**		**116**	
Beryllium	mg/Kg	7.2	72	590	**0.79**		**0.93**		**0.40**		**0.74**		**0.95**	
Cadmium	mg/Kg	2.5	4.3	9.3	0.24	U	**0.32**		**0.81**		**0.22**		0.24	U
Calcium	mg/Kg	NS	NS	NS	**58,900**		**10,400**		**10,300**		**34,200**		**7,000**	
Chromium	mg/Kg	1	110	400	**29.1**		**39.9**		**62.7**		**29.1**		**26.6**	
Chromium (trivalent)[13]	mg/Kg	30	180	1,500	NA		NA		NA		NA		NA	
Hexavalent Chromium	mg/Kg	1	110	400	NA		NA		NA		NA		NA	
Cobalt	mg/Kg	NS	NS	NS	**11.6**		**14.8**		**12.4**		**13.0**		**17.0**	
Copper	mg/Kg	50	270	270	**30.0**		**33.6**		**68.2**		**27.2**		**22.1**	
Iron	mg/Kg	NS	NS	NS	**23,000**		**27,300**		**17,500**		**22,300**		**26,300**	
Lead	mg/Kg	63	400	1,000	**40.4**		**198**		**1,480**		**111**		**29.4**	
Magnesium	mg/Kg	NS	NS	NS	**19,800**		**7,190**		**12,200**		**9,930**		**7,910**	
Manganese	mg/Kg	1,600	2,000	10,000	**777**		**628**		**279**		**776**		**514**	
Nickel	mg/Kg	30	310	310	**28.9**		**38.7**		**129**		**33.6**		**37.0**	
Potassium	mg/Kg	NS	NS	NS	**3,250**		**2790**		**1210**		**3080**		**3370**	
Selenium	mg/Kg	3.9	180	1,500	4.9	U	5.0	U	5.3	U	4.4	U	4.9	U
Silver	mg/Kg	2	180	1,500	0.73	U	0.75	U	0.80	U	0.67	U	0.73	U
Sodium	mg/Kg	NS	NS	NS	**793**		**765**		**954**		**167**		**1220**	
Thallium	mg/Kg	NS	NS	NS	7.3	U	7.5	U	8.0	U	6.7	U	7.3	U
Tin	mg/Kg	NS	NS	NS	NA		NA		NA		NA		NA	
Vanadium	mg/Kg	NS	NS	NS	**33.2**		**43.8**		**160**		**38.3**		**38.0**	
Zinc	mg/Kg	109	10,000	10,000	**69.1**		**95.8**		**218**		**65.1**		**65.4**	
Mercury	mg/Kg	0.18	0.81	2.8	**0.032**		**0.090**		**0.32**		**0.053**		**0.11**	
General Chemistry														
Sulfate	mg/Kg	NS	NS	NS	NA		NA		NA		NA		NA	
Toxicity Characteristic Leaching Procedure (TCLP) Metals														
Lead	mg/L[14]	NS	NS	NS	NA		NA		NA		NA		NA	
Physical Parameters														
Percent Solids	Percent	NS	NS	NS	NA		NA		NA		NA		NA	

Notes :
(1)-Standards taken from New York Code of Rules and Regulations (NYCRR) Part 375
(2)-"µg/Kg"-micrograms per kilogram.
(3)-"NA"-denotes the compound was not analyzed
(4)-"NS" indicates that no Standard is listed.
(5)-"U" indicates that compound was not detected above laboratory reporting limit.
(6)-The m- and p-methylphenol standards are separated in the SCO; However, the lower standard was applied to the summed m&p-methylphenol result.
(7)-**Bold**-indicates laboratory detection.
(8)-"J"-indicates that compound was detected at a value less than laboratory reporting limit; as such, the concentration is estimated.
(9)-Green Shading indicates that concentration exceeds the Restricted Residential SCO.
(10)-Yellow shading indicates concentration exceeds the commercial SCO.
(11)-Purple shading indicates concentration exceeds the unrestricted SCO.
(12)-"mg/Kg"-milligrams per kilogram.
(13)-The trivalent chromium concentration was calculated by subtracting the hexavalent chromium concentration from the total chromium concentration reported.
(14)-"mg/L"-milligrams per liter.
(15)- "R" indicates the value reported by the laboratory was rejected during the data validation process.
(16)-"B" indicates that compound was also detected in the associated laboratory blank.
(17)-"N" indicates the relative percent difference for the second column was outside of the allowable limits.

Table 4
Confirmatory Samples Park Area
Detections Only

Parameter	Units	Unrestricted Use Soil Cleanup Objectives [1]	Restricted Use Soil Cleanup Objectives - Restricted Residential Standard[1]	Restricted Use Soil Cleanup Objectives - Commercial Standard[1]	TE2-F		TE9-F		T2-WC-SW4		T2-WP-CB1		T2-WP-CB1		T2-WP-CB2		T2-WP-CB2		T2-WP-CB3		T2-WP-CB3		T2-WP-CB4		T2-WP-CB5		T2-WP-CB6		T2-E2	
				Sample Date:	10/10/2012		9/13/2013		10/23/2014		9/18/2014		4/13/2016		9/18/2014		4/13/2016		9/18/2014		4/13/2016		9/18/2014		9/18/2014		9/18/2014		12/4/2014	
				Sample ID:																										
Volatile Organic Compounds																														
Acetone	µg/Kg[2]	50	100,000	500,000	NA[3]		NA		NA		NA		NA		NA		NA		NA		NA		NA		NA		NA		NA	
Benzene	µg/Kg	60	4,800	44,000	NA		NA		NA		NA		NA		NA		NA		NA		NA		NA		NA		NA		NA	
Cis-1,2-Dichloroethylene	µg/Kg	250	100,000	500,000	NA		NA		NA		NA		NA		NA		NA		NA		NA		NA		NA		NA		NA	
Cyclohexane	µg/Kg	NS[5]	NS	NS	NA		NA		NA		NA		NA		NA		NA		NA		NA		NA		NA		NA		NA	
Ethylbenzene	µg/Kg	1,000	41,000	390,000	NA		NA		NA		NA		NA		NA		NA		NA		NA		NA		NA		NA		NA	
Isopropylbenzene (Cumene)	µg/Kg	NS	NS	NS	NA		NA		NA		NA		NA		NA		NA		NA		NA		NA		NA		NA		NA	
Methylcyclohexane	µg/Kg	NS	NS	NS	NA		NA		NA		NA		NA		NA		NA		NA		NA		NA		NA		NA		NA	
Methylene Chloride	µg/Kg	50	100,000	500,000	NA		NA		NA		NA		NA		NA		NA		NA		NA		NA		NA		NA		NA	
Semivolatile Organic Compounds (SVOCs)																														
1,1-Biphenyl	µg/Kg	NS	NS	NS	NA		NA		NA		NA		NA		NA		NA		NA		NA		NA		NA		NA		NA	
2,4-Dimethylphenol	µg/Kg	NS	NS	NS	NA		NA		4,100	U	420	U	190	U	420	U	190	U	420	U	200	U	390	U	430	U	430	U	180	UJ
2,4-Dinitrophenol	µg/Kg	NS	NS	NS	NA		NA		21000	U	2000	U	1,900	U	2000	U	1,900	U	2000	U	1,900	U	1900	U	2100	U	2100	U	400	U
2,4-Dinitrotoluene	µg/Kg	NS	NS	NS	NA		NA		4100	U	420	U	190	U	420	U	190	U	420	U	200	U	390	U	430	U	430	U	250	U
2,6-Dinitrotoluene	µg/Kg	NS	NS	NS	NA		NA		4100	U	420	U	190	U	420	U	190	U	420	U	200	U	390	U	430	U	430	U	250	U
2-Methylnaphthalene	µg/Kg	NS	NS	NS	NA		NA		4,100	U	420	U	190	U	420	U	190	U	420	U	200	U	390	U	430	U	430	U	8.2	U
Acenaphthene	µg/Kg	20,000	100,000	500,000	NA		NA		4,100	U	420	U	190	U	420	U	190	U	420	U	200	U	390	U	430	U	430	U	8.2	U
Anthracene	µg/Kg	100,000	100,000	500,000	NA		NA		4,100	U	420	U	190	U	420	U	190	U	420	U	200	U	390	U	430	U	430	U	8.2	U
Benzo(a)anthracene	µg/Kg	1,000	1,000	5,600	NA		NA		**990**	**J**	420	U	190	U	420	U	**61**	**J**	420	U	200	U	390	U	430	U	430	U	8.2	U
Benzo(a)pyrene	µg/Kg	1,000	1,000	1,000	NA		NA		**1,200**	**J[9]**	420	U	190	U	420	U	**54**	**J**	420	U	200	U	390	U	430	U	430	U	8.2	U
Benzo(b)fluoranthene	µg/Kg	1,000	1,000	5,600	NA		NA		**1,700**	**J**	420	U	190	U	420	U	**62**	**J**	420	U	200	U	390	U	430	U	430	U	8.2	U
Benzo(g,h,i)perylene	µg/Kg	100,000	100,000	500,000	NA		NA		**720**	**J**	420	U	190	U	420	U	**31**	**J**	420	U	200	U	390	U	430	U	430	U	8.2	U
Benzo(K)fluoranthene	µg/Kg	800	3,900	56,000	NA		NA		4,100	U	420	U	190	U	420	U	190	U	420	U	200	U	390	U	430	U	430	U	8.2	U
Biphenyl (Diphenyl, 1,1'-Biphenyl)	µg/Kg	NS	NS	NS	NA		NA		21,000	U	420	U	190	U	420	U	190	U	420	U	200	U	390	U	430	U	430	U	61	U
Bis(2-ethyhexyl) Phthalate	µg/Kg	NS	NS	NS	NA		NA		4,100	U	420	U	190	U	420	U	190	U	420	U	200	U	390	U	430	U	430	U	**55**	**J**
Carbazole	µg/Kg	NS	NS	NS	NA		NA		4,100	U	420	U	190	U	420	U	190	U	420	U	200	U	390	U	430	U	430	U	61	U
Chrysene	µg/Kg	1,000	3,900	56,000	NA		NA		**1,100**	**J[11]**	420	U	190	U	420	U	**60**	**J**	420	U	200	U	390	U	430	U	430	U	8.2	U
Dibenz(a,h)anthracene	µg/Kg	330	330	560	NA		NA		4,100	U	420	U	190	U	420	U	190	U	420	U	200	U	390	U	430	U	430	U	8.2	U
Dibenzofuran	µg/Kg	7,000	59,000	350,000	NA		NA		4,100	U	420	U	190	U	420	U	190	U	420	U	200	U	390	U	430	U	430	U	61	U
Di-n-Butyl Phthalate	µg/Kg	NS	NS	NS	NA		NA		4,100	U	420	U	190	U	420	U	190	U	420	U	**57**	**J**	390	U	430	U	430	U	86	U
Fluoranthene	µg/Kg	100,000	100,000	500,000	NA		NA		**2,200**	**J**	420	U	190	U	420	U	**120**	**J**	420	U	200	U	390	U	430	U	430	U	8.2	U
Fluorene	µg/Kg	30,000	100,000	500,000	NA		NA		4,100	U	420	U	190	U	420	U	190	U	420	U	200	U	390	U	430	U	430	U	8.2	U
Indeno(1,2,3-cd)pyrene	µg/Kg	500	500	5,600	NA		NA		**750**	**J**	420	U	190	U	420	U	**28**	**J**	420	U	200	U	390	U	430	U	430	U	8.2	U
Naphthalene	µg/Kg	12,000	100,000	500,000	NA		NA		4,100	U	420	U	190	U	420	U	190	U	420	U	200	U	390	U	430	U	430	U	8.2	U
N-Nitrosodiphenylamine	µg/Kg	NS	NS	NS	NA		NA		4,100	U	420	U	190	U	420	U	190	U	420	U	200	U	390	U	430	U	430	U	61	U
Phenanthrene	µg/Kg	100,000	100,000	500,000	NA		NA		**1,500**	**J**	420	U	190	U	420	U	**87**	**J**	420	U	200	U	390	U	430	U	430	U	8.2	U
Pyrene	µg/Kg	100,000	100,000	500,000	NA		NA		**1,800**	**J**	420	U	190	U	420	U	**120**	**J**	420	U	200	U	390	U	430	U	430	U	8.2	U
Target Compound List (TCL) Pesticides																														
alpha-BHC (alpha Hexachlorocyclohexane)	µg/Kg	20	480	3,400	NA		NA		NA		NA		NA		NA		NA		NA		NA		NA		NA		NA		NA	
beta-BHC (beta Hexachlorocyclohexane)	µg/Kg	36	360	3,000	NA		NA		NA		NA		NA		NA		NA		NA		NA		NA		NA		NA		NA	
delta-BHC (delta Hexachlorocyclohexane)	µg/Kg	40	100,000	500,000	NA		NA		NA		NA		NA		NA		NA		NA		NA		NA		NA		NA		NA	
Dieldrin	µg/Kg	5	200	1,400	NA		NA		NA		NA		NA		NA		NA		NA		NA		NA		NA		NA		NA	
Endrin Ketone	µg/Kg	NS	NS	NS	NA		NA		NA		NA		NA		NA		NA		NA		NA		NA		NA		NA		NA	
Gamma BHC (Lindane)	µg/Kg	100	1,300	9200	NA		NA		NA		NA		NA		NA		NA		NA		NA		NA		NA		NA		NA	
Methoxychlor	µg/Kg	NS	NS	NS	NA		NA		NA		NA		NA		NA		NA		NA		NA		NA		NA		NA		NA	
4,4'-DDD (p,p'-DDD)	µg/Kg	3.3	13,000	92,000	NA		NA		NA		NA		NA		NA		NA		NA		NA		NA		NA		NA		NA	
4,4'-DDE (p,p'-DDE)	µg/Kg	3.3	8,900	62,000	NA		NA		NA		NA		NA		NA		NA		NA		NA		NA		NA		NA		NA	
4,4'-DDT (p,p'-DDT)	µg/Kg	3.3	7,900	47,000	NA		NA		NA		NA		NA		NA		NA		NA		NA		NA		NA		NA		NA	
Target Compound List (TCL) Polychlorinated Biphenyls (PCBs)																														
Target Analyte List (TAL) Metals (Total)																														
Aluminum	mg/Kg[12]	NS	NS	NS	NA		NA		**7,220**		NA		**11,900**		NA		**16,600**		NA		**15,000**		NA		NA		NA		NA	
Arsenic	mg/Kg	13	16	16	NA		NA		**4.1**		NA		**4.0**		NA		**4.5**		NA		**4.6**		NA		NA		NA		**6.8**	
Barium	mg/Kg	350	400	400	**143**		NA		**127**		NA		**60.3**	**F1[13]**	NA		**92.9**		NA		**73.8**		NA		NA		NA		NA	
Beryllium	mg/Kg	7.2	72	590	NA		NA		0.42	U	NA		**0.52**		NA		**0.74**		NA		**0.67**		NA		NA		NA		NA	
Cadmium	mg/Kg	2.5	4.3	9.3	NA		NA		**0.75**		NA		0.24	U	NA		0.24	U	NA		0.24	U	NA		NA		NA		NA	
Calcium	mg/Kg	NS	NS	NS	NA		NA		**57,300**		NA		**43,000**		NA		**52,100**		NA		**47,300**		NA		NA		NA		NA	
Chromium	mg/Kg	1[14]	110[14]	400[14]	NA		NA		**30.6**		NA		**15.8**		NA		**22.5**		NA		**19.9**		NA		NA		NA		NA	
Cobalt	mg/Kg	NS	NS	NS	NA		NA		**6.0**		NA		**8.6**		NA		**10.4**		NA		**11.2**		NA		NA		NA		NA	
Copper	mg/Kg	50	270	270	NA		NA		**39.2**		NA		**15.2**		NA		**19.5**		NA		**18.1**		NA		NA		NA		NA	
Iron	mg/Kg	NS	NS	NS	NA		NA		**13,300**		NA		**18,600**		NA		**22,600**		NA		**21,500**		NA		NA		NA		NA	
Lead	mg/Kg	63	400	1,000	NA		**7.8**		**133**		NA		**4.6**		NA		**8.5**		NA		**5.4**		NA		NA		NA		NA	
Magnesium	mg/Kg	NS	NS	NS	NA		NA		**27,800**		NA		**7,590**	**F1**	NA		**10,900**		NA		**8,500**		NA		NA		NA		NA	
Manganese	mg/Kg	1,600	2,000	10,000	NA		NA		**477**		NA		**622**		NA		**571**		NA		**700**		NA		NA		NA		NA	
Nickel	mg/Kg	30	310	310	NA		NA		**15.5**		NA		**19.5**		NA		**24.5**		NA		**24.4**		NA		NA		NA		NA	
Potassium	mg/Kg	NS	NS	NS	NA		NA		**1,190**		NA		**2,970**	**F1**	NA		**4,270**		NA		**3,770**		NA		NA		NA		NA	
Sodium	mg/Kg	NS	NS	NS	NA		NA		523	U	NA		**181**		NA		**296**		NA		**205**		NA		NA		NA		NA	
Vanadium	mg/Kg	NS	NS	NS	NA		NA		**20.2**		NA		**24.8**		NA		**33.6**		NA		**30.2**		NA		NA		NA		NA	
Zinc	mg/Kg	109	10,000	10,000	NA		NA		**231**		NA		**36.4**		NA		**45.8**		NA		**43.5**		NA		NA		NA		NA	
Mercury	mg/Kg	0.18	0.81	2.8	NA		NA		**0.26**		NA		0.022	U	NA		0.023	U	NA		0.022	U	NA		NA		NA		0.040	U
General Chemistry																														
Sulfate	mg/L	NS	NS	NS	NA		NA		NA		NA		NA		NA		NA		NA		NA		NA		NA		NA		NA	
Toxicity Characteristic Leaching Procedure (TCLP) Metals																														
Lead	mg/L[15]	NS	NS	NS	NA		NA		NA		NA		NA		NA		NA		NA		NA		NA		NA		NA		NA	
Physical Parameters																														
Percent Solids	Percent	NS	NS	NS	NA		NA		NA		NA		NA		NA		NA		NA		NA		NA		NA		NA		NA	

Table 4
Confirmatory Samples Park Area
Detections Only

Parameter	Units	Unrestricted Use Soil Cleanup Objectives [1]	Restricted Use Soil Cleanup Objectives - Restricted Residential Standard[1]	Restricted Use Soil Cleanup Objectives - Commercial Standard[1]	T2-E3		T2-E5		T2-E6		T2-E7		T2-E8		T2-E9		T2-E10		T2-E13-2		T2-E14		T2-E15		T2-E16		T2-SW11		T2-SW16-1.0-1.5	
				Sample Date:	12/4/2014		11/12/2014		11/12/2014		11/12/2014		11/12/2014		11/12/2014		11/12/2014		4/6/2015		11/13/2014		11/13/2014		11/13/2014		7/23/2013		7/26/2013	
				Sample ID:	Result	Qualifier	Result	Qualifier	Result	Qualifier	Result	Qualifier	Result	Qualifier	Result	Qualifier	Result	Qualifier	Result	Qualifier	Result	Qualifier	Result	Qualifier	Result	Qualifier	Result	Qualifier	Result	Qualifier
Volatile Organic Compounds																														
Acetone	µg/Kg[2]	50	100,000	500,000	NA		NA		NA		NA		NA		NA		NA		NA		NA		NA		NA		NA		NA	
Benzene	µg/Kg	60	4,800	44,000	NA		NA		NA		NA		NA		NA		NA		NA		NA		NA		NA		NA		NA	
Cis-1,2-Dichloroethylene	µg/Kg	250	100,000	500,000	NA		NA		NA		NA		NA		NA		NA		NA		NA		NA		NA		NA		NA	
Cyclohexane	µg/Kg	NS[3]	NS	NS	NA		NA		NA		NA		NA		NA		NA		NA		NA		NA		NA		NA		NA	
Ethylbenzene	µg/Kg	1,000	41,000	390,000	NA		NA		NA		NA		NA		NA		NA		NA		NA		NA		NA		NA		NA	
Isopropylbenzene (Cumene)	µg/Kg	NS	NS	NS	NA		NA		NA		NA		NA		NA		NA		NA		NA		NA		NA		NA		NA	
Methylcyclohexane	µg/Kg	NS	NS	NS	NA		NA		NA		NA		NA		NA		NA		NA		NA		NA		NA		NA		NA	
Methylene Chloride	µg/Kg	50	100,000	500,000	NA		NA		NA		NA		NA		NA		NA		NA		NA		NA		NA		NA		NA	
Semivolatile Organic Compounds (SVOCs)																														
1,1-Biphenyl	µg/Kg	NS	NS	NS	NA		NA		NA		NA		NA		NA		NA		1000	U	NA		NA		NA		NA		NA	
2,4-Dimethylphenol	µg/Kg	NS	NS	NS	190	UJ	400	U	390	U	380	UJ	380	U	420	U	440	U	1,000	U	430	U	410	U	440	U	NA		NA	
2,4-Dinitrophenol	µg/Kg	NS	NS	NS	420	U	2100	U	2000	U	1900	U	2000	U	2200	U	2300	U	10,000	U	2200	U	2100	U	2300	U	NA		NA	
2,4-Dinitrotoluene	µg/Kg	NS	NS	NS	260	U	400	U	390	U	380	U	380	U	420	U	440	U	1,000	U	430	U	410	U	440	U	NA		NA	
2,6-Dintrotoluene	µg/Kg	NS	NS	NS	260	U	400	U	390	U	380	U	380	U	420	U	440	U	1,000	U	430	U	410	U	440	U	NA		NA	
2-Methylnaphthalene	µg/Kg	NS	NS	NS	8.5	U	400	U	390	U	380	U	380	U	**85**	**J**	440	U	1,000	U	430	U	410	U	**150**	**J**	NA		NA	
Acenaphthene	µg/Kg	20,000	100,000	500,000	8.5	U	400	U	390	U	380	U	380	U	420	U	440	U	1,000	U	430	U	410	U	440	U	NA		NA	
Anthracene	µg/Kg	100,000	100,000	500,000	**5.3**	**J**	400	U	390	U	380	U	**56**	**J**	**56**	**J**	440	U	1,000	U	430	U	410	U	**58**	**J**	NA		NA	
Benzo(a)anthracene	µg/Kg	1,000	1,000	5,600	**9.4**		**100**	**J**	390	U	**36**	**J**	**160**	**J**	**280**	**J**	440	U	1,000	U	**97**	**J**	**140**	**J**	**240**	**J**	NA		NA	
Benzo(a)pyrene	µg/Kg	1,000	1,000	1,000	**8.8**		**110**	**J**	390	U	380	U	**140**	**J**	**220**	**J**	440	U	1,000	U	**95**	**J**	**120**	**J**	**200**	**J**	NA		NA	
Benzo(b)fluoranthene	µg/Kg	1,000	1,000	5,600	**11**		**150**	**J**	390	U	380	U	**180**	**J**	**360**	**J**	440	U	1,000	U	**140**	**J**	**220**	**J**	**280**	**J**	NA		NA	
Benzo(g,h,i)perylene	µg/Kg	100,000	100,000	500,000	**7.7**	**J**	**75**	**J**	390	U	380	U	**98**	**J**	**160**	**J**	440	U	1,000	U	**63**	**J**	**89**	**J**	**120**	**J**	NA		NA	
Benzo(K)fluoranthene	µg/Kg	800	3,900	56,000	**4.3**	**J**	400	U	390	U	380	U	**92**	**J**	**130**	**J**	440	U	1,000	U	430	U	**81**	**J**	**100**	**J**	NA		NA	
Biphenyl (Diphenyl, 1,1'-Biphenyl)	µg/Kg	NS	NS	NS	64	U	2,100	U	2,000	U	1,900	U	2000	U	2,200	U	2300	U	1,000	U	2,200	U	2,100	U	2,300	U	NA		NA	
Bis(2-ethyhexyl) Phthalate	µg/Kg	NS	NS	NS	**45**	**J**	400	U	390	U	380	U	380	U	420	U	440	U	1,000	U	430	U	410	U	440	U	NA		NA	
Carbazole	µg/Kg	NS	NS	NS	64	U	400	U	390	U	380	U	380	U	**50**	**J**	440	U	1,000	U	430	U	**39**	**J**	440	U	NA		NA	
Chrysene	µg/Kg	1,000	3,900	56,000	**8.4**	**J**	**120**	**J**	**28**	**J**	**30**	**J**	**160**	**J**	**360**	**J**	440	U	1,000	U	**110**	**J**	**220**	**J**	**260**	**J**	NA		NA	
Dibenz(a,h)anthracene	µg/Kg	330	330	560	8.5	U	400	U	390	U	380	U	380	U	**60**	**J**	440	U	1,000	U	430	U	410	U	440	U	NA		NA	
Dibenzofuran	µg/Kg	7,000	59,000	350,000	64	U	400	U	390	U	380	U	380	U	420	U	440	U	1,000	U	430	U	410	U	**61**	**J**	NA		NA	
Di-n-Butyl Phthalate	µg/Kg	NS	NS	NS	90	U	400	U	390	U	380	U	380	U	420	U	440	U	1,000	U	430	U	410	U	440	U	NA		NA	
Fluoranthene	µg/Kg	100,000	100,000	500,000	**18**		**220**	**J**	**45**	**J**	**61**	**J**	**320**	**J**	**540**		**46**	**J**	1,000	U	**220**	**J**	**330**	**J**	**460**		NA		NA	
Fluorene	µg/Kg	30,000	100,000	500,000	8.5	U	400	U	390	U	380	U	380	U	420	U	440	U	1,000	U	430	U	410	U	440	U	NA		NA	
Indeno(1,2,3-cd)pyrene	µg/Kg	500	500	5,600	**5.9**	**J**	**66**	**J**	390	U	380	U	**66**	**J**	**130**	**J**	440	U	1,000	U	**63**	**J**	**83**	**J**	**120**	**J**	NA		NA	
Naphthalene	µg/Kg	12,000	100,000	500,000	8.5	U	400	U	390	U	380	U	380	U	**65**	**J**	440	U	1,000	U	430	U	410	U	**99**	**J**	NA		NA	
N-Nitrosodiphenylamine	µg/Kg	NS	NS	NS	64	U	400	U	390	U	380	U	380	U	420	U	440	U	1,000	U	430	U	410	U	440	U	NA		NA	
Phenanthrene	µg/Kg	100,000	100,000	500,000	**15**		**98**	**J**	**35**	**J**	**43**	**J**	**210**	**J**	**380**	**J**	**47**	**J**	1,000	U	**120**	**J**	**280**	**J**	**350**	**J**	NA		NA	
Pyrene	µg/Kg	100,000	100,000	500,000	**17**		**190**	**J**	**52**	**J**	**54**	**J**	**270**	**J**	**450**		**40**	**J**	1,000	U	**170**	**J**	**230**	**J**	**410**	**J**	NA		NA	
Target Compound List (TCL) Pesticides																														
alpha-BHC (alpha Hexachlorocyclohexane)	µg/Kg	20	480	3,400	NA		NA		NA		NA		NA		NA		NA		NA		NA		NA		NA		NA		NA	
beta-BHC (beta Hexachlorocyclohexane)	µg/Kg	36	360	3,000	NA		NA		NA		NA		NA		NA		NA		NA		NA		NA		NA		NA		NA	
delta-BHC (delta Hexachlorocyclohexane)	µg/Kg	40	100,000	500,000	NA		NA		NA		NA		NA		NA		NA		NA		NA		NA		NA		NA		NA	
Dieldrin	µg/Kg	5	200	1,400	NA		NA		NA		NA		NA		NA		NA		NA		NA		NA		NA		NA		NA	
Endrin Ketone	µg/Kg	NS	NS	NS	NA		NA		NA		NA		NA		NA		NA		NA		NA		NA		NA		NA		NA	
Gamma BHC (Lindane)	µg/Kg	100	1,300	9200	NA		NA		NA		NA		NA		NA		NA		NA		NA		NA		NA		NA		NA	
Methoxychlor	µg/Kg	NS	NS	NS	NA		NA		NA		NA		NA		NA		NA		NA		NA		NA		NA		NA		NA	
4,4'-DDD (p,p'-DDD)	µg/Kg	3.3	13,000	92,000	NA		NA		NA		NA		NA		NA		NA		NA		NA		NA		NA		NA		NA	
4,4'-DDE (p,p'-DDE)	µg/Kg	3.3	8,900	62,000	NA		NA		NA		NA		NA		NA		NA		NA		NA		NA		NA		NA		NA	
4,4'-DDT (p,p'-DDT)	µg/Kg	3.3	7,900	47,000	NA		NA		NA		NA		NA		NA		NA		NA		NA		NA		NA		NA		NA	
Target Compound List (TCL) Polychlorinated Biphenyls (PCBs)																														
Target Analyte List (TAL) Metals (Total)																														
Aluminum	mg/Kg[12]	NS	NS	NS	NA		NA		NA		NA		NA		NA		NA		**14,700**		NA		NA		NA		NA		NA	
Arsenic	mg/Kg	13	16	16	**3.9**		NA		NA		NA		NA		NA		NA		2.5	U	NA		NA		NA		NA		NA	
Barium	mg/Kg	350	400	400	NA		NA		NA		NA		NA		NA		NA		**68.9**		NA		NA		NA		NA		NA	
Beryllium	mg/Kg	7.2	72	590	NA		NA		NA		NA		NA		NA		NA		**0.61**		NA		NA		NA		NA		NA	
Cadmium	mg/Kg	2.5	4.3	9.3	NA		NA		NA		NA		NA		NA		NA		**3.1**		NA		NA		NA		NA		NA	
Calcium	mg/Kg	NS	NS	NS	NA		NA		NA		NA		NA		NA		NA		**37,600**		NA		NA		NA		NA		NA	
Chromium	mg/Kg	1[14]	110[14]	400[14]	NA		NA		NA		NA		NA		NA		NA		**19.0**		NA		NA		NA		NA		NA	
Cobalt	mg/Kg	NS	NS	NS	NA		NA		NA		NA		NA		NA		NA		**10.2**		NA		NA		NA		NA		NA	
Copper	mg/Kg	50	270	270	NA		NA		NA		NA		NA		NA		NA		**12.8**		NA		NA		NA		NA		NA	
Iron	mg/Kg	NS	NS	NS	NA		NA		NA		NA		NA		NA		NA		**16,500**		NA		NA		NA		NA		NA	
Lead	mg/Kg	63	400	1,000	NA		NA		NA		NA		NA		NA		NA		**6.7**		NA		NA		NA		**183**		**312**	
Magnesium	mg/Kg	NS	NS	NS	NA		NA		NA		NA		NA		NA		NA		**9,760**		NA		NA		NA		NA		NA	
Manganese	mg/Kg	1,600	2,000	10,000	NA		NA		NA		NA		NA		**435**		**637**		**416**		**698**		**504**		NA		NA		NA	
Nickel	mg/Kg	30	310	310	NA		NA		NA		NA		NA		NA		NA		**24.5**		NA		NA		NA		NA		NA	
Potassium	mg/Kg	NS	NS	NS	NA		NA		NA		NA		NA		NA		NA		**2,410**		NA		NA		NA		NA		NA	
Sodium	mg/Kg	NS	NS	NS	NA		NA		NA		NA		NA		NA		NA		176	U	NA		NA		NA		NA		NA	
Vanadium	mg/Kg	NS	NS	NS	NA		NA		NA		NA		NA		NA		NA		**23.2**		NA		NA		NA		NA		NA	
Zinc	mg/Kg	109	10,000	10,000	NA		NA		NA		NA		NA		NA		NA		**638**		NA		NA		NA		NA		NA	
Mercury	mg/Kg	0.18	0.81	2.8	0.034	U	NA		0.036	U	0.036	U	NA		NA		NA		0.023	U	NA		NA		NA		NA		NA	
General Chemistry																														
Sulfate	mg/L	NS	NS	NS	NA		NA		NA		NA		NA		NA		NA		NA		NA		NA		NA		NA		NA	
Toxicity Characteristic Leaching Procedure (TCLP) Metals																														
Lead	mg/L[15]	NS	NS	NS	NA		NA		NA		NA		NA		NA		NA		NA		NA		NA		NA		NA		NA	
Physical Parameters																														
Percent Solids	Percent	NS	NS	NS	NA		NA		NA		NA		NA		NA		NA		NA		NA		NA		NA		NA		NA	

Table 4
Confirmatory Samples Park Area
Detections Only

Parameter	Units	Unrestricted Use Soil Cleanup Objectives [1]	Restricted Use Soil Cleanup Objectives - Restricted Residential Standard[1]	Restricted Use Soil Cleanup Objectives - Commercial Standard[1]	T2-SW17-1.0-1.5		T2-SW22		T2-CB3		T2-CB11		T2-CB12		T2-W12-F		T2-EP-PM1		T2-EP-PM2-2		T2-EP-PM3-2		T2-EP-PM4-2		T2-EP-PM5-2		T2-EP-PM6-1		T2-EP-PM7	
				Sample Date:	8/9/2013		8/26/2013		8/9/2013		8/26/2013		9/6/2013		8/21/2014		12/19/2014		2/25/2015		3/17/2015		3/17/2015		3/17/2015		1/21/2015		12/19/2014	
Volatile Organic Compounds																														
Acetone	µg/Kg[2]	50	100,000	500,000	NA		NA		NA		NA		NA		NA		NA		NA		NA		NA		NA		NA		NA	
Benzene	µg/Kg	60	4,800	44,000	NA		NA		NA		NA		NA		NA		NA		NA		NA		NA		NA		NA		NA	
Cis-1,2-Dichloroethylene	µg/Kg	250	100,000	500,000	NA		NA		NA		NA		NA		NA		NA		NA		NA		NA		NA		NA		NA	
Cyclohexane	µg/Kg	NS[3]	NS	NS	NA		NA		NA		NA		NA		NA		NA		NA		NA		NA		NA		NA		NA	
Ethylbenzene	µg/Kg	1,000	41,000	390,000	NA		NA		NA		NA		NA		NA		NA		NA		NA		NA		NA		NA		NA	
Isopropylbenzene (Cumene)	µg/Kg	NS	NS	NS	NA		NA		NA		NA		NA		NA		NA		NA		NA		NA		NA		NA		NA	
Methylcyclohexane	µg/Kg	NS	NS	NS	NA		NA		NA		NA		NA		NA		NA		NA		NA		NA		NA		NA		NA	
Methylene Chloride	µg/Kg	50	100,000	500,000	NA		NA		NA		NA		NA		NA		NA		NA		NA		NA		NA		NA		NA	
Semivolatile Organic Compounds (SVOCs)																														
1,1-Biphenyl	µg/Kg	NS	NS	NS	NA		NA		NA		NA		NA		NA		NA		200	U	210	U	210	U	200	U	NA		NA	
2,4-Dimethylphenol	µg/Kg	NS	NS	NS	NA		NA		NA		NA		NA		NA		NA		200	U	210	U	210	U	200	U	NA		NA	
2,4-Dinitrophenol	µg/Kg	NS	NS	NS	NA		NA		NA		NA		NA		NA		NA		390	U	2,000	U	2,000	U	2,000	U	NA		NA	
2,4-Dinitrotoluene	µg/Kg	NS	NS	NS	NA		NA		NA		NA		NA		NA		NA		200	U	210	U	210	U	200	U	NA		NA	
2,6-Dintrotoluene	µg/Kg	NS	NS	NS	NA		NA		NA		NA		NA		NA		NA		200	U	210	U	210	U	200	U	NA		NA	
2-Methylnaphthalene	µg/Kg	NS	NS	NS	NA		NA		NA		NA		NA		NA		NA		200	U	210	U	210	U	**62**	**J**	NA		NA	
Acenaphthene	µg/Kg	20,000	100,000	500,000	NA		NA		NA		NA		NA		NA		NA		200	U	210	U	210	U	**34**	**J**	NA		NA	
Anthracene	µg/Kg	100,000	100,000	500,000	NA		NA		NA		NA		NA		NA		NA		200	U	210	U	210	U	200	U	NA		NA	
Benzo(a)anthracene	µg/Kg	1,000	1,000	5,600	NA		NA		NA		NA		NA		NA		NA		200	U	210	U	210	U	200	U	NA		NA	
Benzo(a)pyrene	µg/Kg	1,000	1,000	1,000	NA		NA		NA		NA		NA		NA		NA		200	U	210	U	210	U	200	U	NA		NA	
Benzo(b)fluoranthene	µg/Kg	1,000	1,000	5,600	NA		NA		NA		NA		NA		NA		NA		200	U	210	U	210	U	200	U	NA		NA	
Benzo(g,h,i)perylene	µg/Kg	100,000	100,000	500,000	NA		NA		NA		NA		NA		NA		NA		200	U	210	U	210	U	200	U	NA		NA	
Benzo(K)fluoranthene	µg/Kg	800	3,900	56,000	NA		NA		NA		NA		NA		NA		NA		200	U	210	U	210	U	200	U	NA		NA	
Biphenyl (Diphenyl, 1,1'-Biphenyl)	µg/Kg	NS	NS	NS	NA		NA		NA		NA		NA		NA		NA		200	U	210	U	210	U	200	U	NA		NA	
Bis(2-ethyhexyl) Phthalate	µg/Kg	NS	NS	NS	NA		NA		NA		NA		NA		NA		NA		**140**	**J**	210	U	210	U	260	U	NA		NA	
Carbazole	µg/Kg	NS	NS	NS	NA		NA		NA		NA		NA		NA		NA		200	U	210	U	210	U	200	U	NA		NA	
Chrysene	µg/Kg	1,000	3,900	56,000	NA		NA		NA		NA		NA		NA		NA		200	U	210	U	210	U	200	U	NA		NA	
Dibenz(a,h)anthracene	µg/Kg	330	330	560	NA		NA		NA		NA		NA		NA		NA		200	U	210	U	210	U	200	U	NA		NA	
Dibenzofuran	µg/Kg	7,000	59,000	350,000	NA		NA		NA		NA		NA		NA		NA		200	U	210	U	210	U	200	U	NA		NA	
Di-n-Butyl Phthalate	µg/Kg	NS	NS	NS	NA		NA		NA		NA		NA		NA		NA		200	U	210	U	210	U	200	U	NA		NA	
Fluoranthene	µg/Kg	100,000	100,000	500,000	NA		NA		NA		NA		NA		NA		NA		200	U	210	U	210	U	**24**	**J**	NA		NA	
Fluorene	µg/Kg	30,000	100,000	500,000	NA		NA		NA		NA		NA		NA		NA		200	U	210	U	210	U	**32**	**J**	NA		NA	
Indeno(1,2,3-cd)pyrene	µg/Kg	500	500	5,600	NA		NA		NA		NA		NA		NA		NA		200	U	210	U	210	U	200	U	NA		NA	
Naphthalene	µg/Kg	12,000	100,000	500,000	NA		NA		NA		NA		NA		NA		NA		200	U	210	U	210	U	**46**	**J**	NA		NA	
N-Nitrosodiphenylamine	µg/Kg	NS	NS	NS	NA		NA		NA		NA		NA		NA		NA		200	U	210	U	210	U	200	U	NA		NA	
Phenanthrene	µg/Kg	100,000	100,000	500,000	NA		NA		NA		NA		NA		NA		NA		200	U	210	U	210	U	**110**	**J**	NA		NA	
Pyrene	µg/Kg	100,000	100,000	500,000	NA		NA		NA		NA		NA		NA		NA		200	U	210	U	210	U	**33**	**J**	NA		NA	
Target Compound List (TCL) Pesticides																														
alpha-BHC (alpha Hexachlorocyclohexane)	µg/Kg	20	480	3,400	NA		NA		NA		NA		NA		NA		NA		NA		NA		NA		NA		NA		NA	
beta-BHC (beta Hexachlorocyclohexane)	µg/Kg	36	360	3,000	NA		NA		NA		NA		NA		NA		NA		NA		NA		NA		NA		NA		NA	
delta-BHC (delta Hexachlorocyclohexane)	µg/Kg	40	100,000	500,000	NA		NA		NA		NA		NA		NA		NA		NA		NA		NA		NA		NA		NA	
Dieldrin	µg/Kg	5	200	1,400	NA		NA		NA		NA		NA		NA		NA		NA		NA		NA		NA		NA		NA	
Endrin Ketone	µg/Kg	NS	NS	NS	NA		NA		NA		NA		NA		NA		NA		NA		NA		NA		NA		NA		NA	
Gamma BHC (Lindane)	µg/Kg	100	1,300	9200	NA		NA		NA		NA		NA		NA		NA		NA		NA		NA		NA		NA		NA	
Methoxychlor	µg/Kg	NS	NS	NS	NA		NA		NA		NA		NA		NA		NA		NA		NA		NA		NA		NA		NA	
4,4'-DDD (p,p'-DDD)	µg/Kg	3.3	13,000	92,000	NA		NA		NA		NA		NA		NA		NA		NA		NA		NA		NA		NA		NA	
4,4'-DDE (p,p'-DDE)	µg/Kg	3.3	8,900	62,000	NA		NA		NA		NA		NA		NA		NA		NA		NA		NA		NA		NA		NA	
4,4'-DDT (p,p'-DDT)	µg/Kg	3.3	7,900	47,000	NA		NA		NA		NA		NA		NA		NA		NA		NA		NA		NA		NA		NA	
Target Compound List (TCL) Polychlorinated Biphenyls (PCBs)																														
Target Analyte List (TAL) Metals (Total)																														
Aluminum	mg/Kg[12]	NS	NS	NS	NA		NA		NA		NA		NA		NA		NA		**14,500**	**J**	**17,000**		**16,600**		**13,000**		NA		NA	
Arsenic	mg/Kg	13	16	16	NA		NA		NA		NA		NA		NA		NA		**11.6**		**4.6**		**8.0**		**2.7**		NA		NA	
Barium	mg/Kg	350	400	400	NA		NA		NA		NA		NA		NA		NA		**125**		**90.2**		**121**		**59.4**		NA		NA	
Beryllium	mg/Kg	7.2	72	590	NA		NA		NA		NA		NA		NA		NA		**1.2**		**0.80**		**0.81**		**0.54**		NA		NA	
Cadmium	mg/Kg	2.5	4.3	9.3	NA		NA		NA		NA		NA		NA		NA		**1.0**		**1.8**		**0.82**		**2.3**		NA		NA	
Calcium	mg/Kg	NS	NS	NS	NA		NA		NA		NA		NA		NA		NA		**4,330**		**10,500**		**51,800**		**41,700**		NA		NA	
Chromium	mg/Kg	1[14]	110[14]	400[14]	NA		NA		NA		NA		NA		NA		NA		**22.2**		**23.4**		**22.8**		**18.0**		NA		NA	
Cobalt	mg/Kg	NS	NS	NS	NA		NA		NA		NA		NA		NA		NA		**16.3**		**13.8**		**17.0**		**7.8**		NA		NA	
Copper	mg/Kg	50	270	270	NA		NA		NA		NA		NA		NA		NA		**27.2**		**19.3**		**25.5**		**13.5**		NA		NA	
Iron	mg/Kg	NS	NS	NS	NA		NA		NA		NA		NA		NA		NA		**37,600**	**J**	**24,700**		**29,300**		**15,400**		NA		NA	
Lead	mg/Kg	63	400	1,000	**87.8**		**27.9**		**11.3**		**23.5**		**206**		**3.9**		**38.7**		**16.2**		**10.8**		**9.6**		**6.9**		**46.8**		**395**	
Magnesium	mg/Kg	NS	NS	NS	NA		NA		NA		NA		NA		NA		NA		**5,600**	**J**	**8,630**		**9,050**		**8,590**		NA		NA	
Manganese	mg/Kg	1,600	2,000	10,000	NA		NA		NA		NA		NA		NA		NA		**332**		**390**		**1440**		**370**		NA		NA	
Nickel	mg/Kg	30	310	310	NA		NA		NA		NA		NA		NA		NA		**32.9**		**33.4**		**40.5**		**22.2**		NA		NA	
Potassium	mg/Kg	NS	NS	NS	NA		NA		NA		NA		NA		NA		NA		**1,460**		**1,810**		**2,730**		**1,820**		NA		NA	
Sodium	mg/Kg	NS	NS	NS	NA		NA		NA		NA		NA		NA		NA		164	U	171	U	176	U	160	U	NA		NA	
Vanadium	mg/Kg	NS	NS	NS	NA		NA		NA		NA		NA		NA		NA		**47.5**		**32.7**		**35.2**		**22.8**		NA		NA	
Zinc	mg/Kg	109	10,000	10,000	NA		NA		NA		NA		NA		NA		NA		**1,260**		**1,520**		**102**		**377**		NA		NA	
Mercury	mg/Kg	0.18	0.81	2.8	NA		NA		NA		NA		NA		NA		NA		0.022	UJ	0.025	U	0.023	U	0.024	U	NA		NA	
General Chemistry																														
Sulfate	mg/L	NS	NS	NS	NA		NA		NA		NA		NA		NA		NA		NA		NA		NA		NA		NA		NA	
Toxicity Characteristic Leaching Procedure (TCLP) Metals																														
Lead	mg/L[15]	NS	NS	NS	NA		0.0050	U	NA		0.005	U	**0.12**		0.50	U	NA		NA		NA		NA		NA		NA		NA	
Physical Parameters																														
Percent Solids	Percent	NS	NS	NS	NA		NA		NA		NA		NA		NA		NA		NA		NA		NA		NA		NA		NA	

Table 4
Confirmatory Samples Park Area
Detections Only

Parameter	Units	Unrestricted Use Soil Cleanup Objectives [1]	Restricted Use Soil Cleanup Objectives - Restricted Residential Standard[1]	Restricted Use Soil Cleanup Objectives - Commercial Standard[1]	T2-EP-PM8		T2-EP-PM9-1		T2-EP-PM10		T2-EP-PM11-2		T2-EP-PM12		T2-EP-PM13-2		T2-EP-PM14-1		T2-EP-PM15-2		T2-EP-PM16		T2-PS-UST4E		T2-PS-UST4F		T2-PS-UST4N		T2-PS-UST4S	
				Sample Date:	12/19/2014		1/21/2015		12/19/2014		3/9/2015		12/19/2014		2/19/2015		1/21/2015		3/25/2015		12/19/2014		2/28/2014		2/28/2014		2/28/2014		2/28/2014	
				Sample ID:	Result	Qualifier	Result	Qualifier	Result	Qualifier	Result	Qualifier	Result	Qualifier	Result	Qualifier	Result	Qualifier	Result	Qualifier	Result	Qualifier	Result	Qualifier	Result	Qualifier	Result	Qualifier	Result	Qualifier
Volatile Organic Compounds																														
Acetone	µg/Kg[2]	50	100,000	500,000	NA		NA		NA		NA		NA		NA		NA		NA		NA		**20**		**11**		22		26	U
Benzene	µg/Kg	60	4,800	44,000	NA		NA		NA		NA		NA		NA		NA		NA		NA		**0.89**	J	**2.0**	J	4.4	U	5.2	U
Cis-1,2-Dichloroethylene	µg/Kg	250	100,000	500,000	NA		NA		NA		NA		NA		NA		NA		NA		NA		3.8	U	4.9	U	**1.8**	J	5.2	U
Cyclohexane	µg/Kg	NS[9]	NS	NS	NA		NA		NA		NA		NA		NA		NA		NA		NA		**16**		4.9	U	4.4	U	5.2	U
Ethylbenzene	µg/Kg	1,000	41,000	390,000	NA		NA		NA		NA		NA		NA		NA		NA		NA		**3.9**		**0.47**	J	4.4	U	5.2	U
Isopropylbenzene (Cumene)	µg/Kg	NS	NS	NS	NA		NA		NA		NA		NA		NA		NA		NA		NA		**1.9**	J	4.9	U	4.4	U	5.2	U
Methylcyclohexane	µg/Kg	NS	NS	NS	NA		NA		NA		NA		NA		NA		NA		NA		NA		**19**		4.9	U	4.4	U	5.2	U
Methylene Chloride	µg/Kg	50	100,000	500,000	NA		NA		NA		NA		NA		NA		NA		NA		NA		3.8	U	4.9	U	4.4	U	5.2	U
Semivolatile Organic Compounds (SVOCs)																														
1,1-Biphenyl	µg/Kg	NS	NS	NS	NA		NA		NA		210	U	NA		210	U	NA		1,100	U	NA		NA		NA		NA		NA	
2,4-Dimethylphenol	µg/Kg	NS	NS	NS	NA		NA		NA		210	U	NA		210	U	NA		1,100	U	NA		2000	U	220	U	210	U	210	U
2,4-Dinitrophenol	µg/Kg	NS	NS	NS	NA		NA		NA		410	U	NA		400	U	NA		10,000	U	NA		4000	UJ	420	UJ	400	UJ	410	UJ
2,4-Dinitrotoluene	µg/Kg	NS	NS	NS	NA		NA		NA		210	U	NA		210	U	NA		1,100	U	NA		2000	U	220	U	210	U	210	U
2,6-Dintrotoluene	µg/Kg	NS	NS	NS	NA		NA		NA		210	U	NA		210	U	NA		1,100	U	NA		2000	U	220	U	210	U	210	U
2-Methylnaphthalene	µg/Kg	NS	NS	NS	NA		NA		NA		210	U	NA		210	U	NA		1,100	U	NA		2000	U	**240**		**15**	J	210	U
Acenaphthene	µg/Kg	20,000	100,000	500,000	NA		NA		NA		210	U	NA		210	U	NA		1,100	U	NA		**260**	J	**23**	J	210	U	210	U
Anthracene	µg/Kg	100,000	100,000	500,000	NA		NA		NA		210	U	NA		210	U	NA		1,100	U	NA		**260**	J	**33**	J	210	U	210	U
Benzo(a)anthracene	µg/Kg	1,000	1,000	5,600	NA		NA		NA		210	U	NA		210	U	NA		1,100	U	NA		2000	U	**45**	J	210	U	210	U
Benzo(a)pyrene	µg/Kg	1,000	1,000	1,000	NA		NA		NA		210	U	NA		210	U	NA		1,100	U	NA		2000	U	220	U	210	U	210	U
Benzo(b)fluoranthene	µg/Kg	1,000	1,000	5,600	NA		NA		NA		210	U	NA		210	U	NA		1,100	U	NA		2000	U	220	U	210	U	210	U
Benzo(g,h,i)perylene	µg/Kg	100,000	100,000	500,000	NA		NA		NA		210	U	NA		210	U	NA		1,100	U	NA		2000	U	220	U	210	U	210	U
Benzo(K)fluoranthene	µg/Kg	800	3,900	56,000	NA		NA		NA		210	U	NA		210	U	NA		1,100	U	NA		2000	U	220	U	210	U	210	U
Biphenyl (Diphenyl, 1,1'-Biphenyl)	µg/Kg	NS	NS	NS	NA		NA		NA		210	U	NA		210	U	NA		1,100	U	NA		2000	U	**16**	J	210	U	210	U
Bis(2-ethyhexyl) Phthalate	µg/Kg	NS	NS	NS	NA		NA		NA		210	U	NA		210	U	NA		1,100	U	NA		2000	U	220	U	210	U	210	U
Carbazole	µg/Kg	NS	NS	NS	NA		NA		NA		210	U	NA		210	U	NA		1,100	U	NA		**260**	J	**55**	J	210	U	210	U
Chrysene	µg/Kg	1,000	3,900	56,000	NA		NA		NA		210	U	NA		210	U	NA		1,100	U	NA		2000	U	**100**	J	210	U	210	U
Dibenz(a,h)anthracene	µg/Kg	330	330	560	NA		NA		NA		210	U	NA		210	U	NA		1,100	U	NA		2000	U	220	U	210	U	210	U
Dibenzofuran	µg/Kg	7,000	59,000	350,000	NA		NA		NA		210	U	NA		210	U	NA		1,100	U	NA		**130**	J	**16**	J	210	U	210	U
Di-n-Butyl Phthalate	µg/Kg	NS	NS	NS	NA		NA		NA		210	U	NA		210	U	NA		1,100	U	NA		2000	U	220	U	210	U	210	U
Fluoranthene	µg/Kg	100,000	100,000	500,000	NA		NA		NA		**43**	J	NA		210	U	NA		1,100	U	NA		**130**	J	**18**	J	210	U	210	U
Fluorene	µg/Kg	30,000	100,000	500,000	NA		NA		NA		210	U	NA		210	U	NA		1,100	U	NA		**400**	J	**55**	J	210	U	210	U
Indeno(1,2,3-cd)pyrene	µg/Kg	500	500	5,600	NA		NA		NA		210	U	NA		210	U	NA		1,100	U	NA		2000	U	220	U	210	U	210	U
Naphthalene	µg/Kg	12,000	100,000	500,000	NA		NA		NA		210	U	NA		210	U	NA		1,100	U	NA		**110**	J	**86**	J	210	U	210	U
N-Nitrosodiphenylamine	µg/Kg	NS	NS	NS	NA		NA		NA		210	U	NA		210	U	NA		1,100	U	NA		2000	U	**100**	J	210	U	210	U
Phenanthrene	µg/Kg	100,000	100,000	500,000	NA		NA		NA		**38**	J	NA		210	U	NA		1,100	U	NA		**2300**		**170**	J	**22**	J	210	U
Pyrene	µg/Kg	100,000	100,000	500,000	NA		NA		NA		**31**	J	NA		210	U	NA		1,100	U	NA		**1700**	J	**110**	J	**14**	J	210	U
Target Compound List (TCL) Pesticides																														
alpha-BHC (alpha Hexachlorocyclohexane)	µg/Kg	20	480	3,400	NA		NA		NA		NA		NA		NA		NA		NA		NA		NA		NA		NA		NA	
beta-BHC (beta Hexachlorocyclohexane)	µg/Kg	36	360	3,000	NA		NA		NA		NA		NA		NA		NA		NA		NA		NA		NA		NA		NA	
delta-BHC (delta Hexachlorocyclohexane)	µg/Kg	40	100,000	500,000	NA		NA		NA		NA		NA		NA		NA		NA		NA		NA		NA		NA		NA	
Dieldrin	µg/Kg	5	200	1,400	NA		NA		NA		NA		NA		NA		NA		NA		NA		NA		NA		NA		NA	
Endrin Ketone	µg/Kg	NS	NS	NS	NA		NA		NA		NA		NA		NA		NA		NA		NA		NA		NA		NA		NA	
Gamma BHC (Lindane)	µg/Kg	100	1,300	9200	NA		NA		NA		NA		NA		NA		NA		NA		NA		NA		NA		NA		NA	
Methoxychlor	µg/Kg	NS	NS	NS	NA		NA		NA		NA		NA		NA		NA		NA		NA		NA		NA		NA		NA	
4,4'-DDD (p,p'-DDD)	µg/Kg	3.3	13,000	92,000	NA		NA		NA		NA		NA		NA		NA		NA		NA		NA		NA		NA		NA	
4,4'-DDE (p,p'-DDE)	µg/Kg	3.3	8,900	62,000	NA		NA		NA		NA		NA		NA		NA		NA		NA		NA		NA		NA		NA	
4,4'-DDT (p,p'-DDT)	µg/Kg	3.3	7,900	47,000	NA		NA		NA		NA		NA		NA		NA		NA		NA		NA		NA		NA		NA	
Target Compound List (TCL) Polychlorinated Biphenyls (PCBs)																														
Target Analyte List (TAL) Metals (Total)																														
Aluminum	mg/Kg[12]	NS	NS	NS	NA		NA		NA		**16,900**		NA		**18,500**		NA		**16,800**		NA		NA		NA		NA		NA	
Arsenic	mg/Kg	13	16	16	NA		NA		NA		**4.1**		NA		**2.7**		NA		**3.7**		NA		NA		NA		NA		NA	
Barium	mg/Kg	350	400	400	NA		NA		NA		**99.6**		NA		**192**		NA		**132**		NA		NA		NA		NA		NA	
Beryllium	mg/Kg	7.2	72	590	NA		NA		NA		**0.76**		NA		**0.88**		NA		**0.80**		NA		NA		NA		NA		NA	
Cadmium	mg/Kg	2.5	4.3	9.3	NA		NA		NA		**2.9**		NA		**3.0**		NA		0.23	U	NA		NA		NA		NA		NA	
Calcium	mg/Kg	NS	NS	NS	NA		NA		NA		**14,400**		NA		**45,100**		NA		**3,890**		NA		NA		NA		NA		NA	
Chromium	mg/Kg	1[14]	110[14]	400[14]	NA		NA		NA		**22.0**		NA		**23.3**		NA		**23.0**		NA		NA		NA		NA		NA	
Cobalt	mg/Kg	NS	NS	NS	NA		NA		NA		**11.0**		NA		**11.8**		NA		**13.0**		NA		NA		NA		NA		NA	
Copper	mg/Kg	50	270	270	NA		NA		NA		**20.5**		NA		**25.1**		NA		**13.5**		NA		NA		NA		NA		NA	
Iron	mg/Kg	NS	NS	NS	NA		NA		NA		**23,100**		NA		**25,900**		NA		**24,500**		NA		NA		NA		NA		NA	
Lead	mg/Kg	63	400	1,000	**330**		**173**		**372**		**13.4**		**99.4**		**11.3**		**256**		**10.4**		**207**		NA		NA		NA		NA	
Magnesium	mg/Kg	NS	NS	NS	NA		NA		NA		**8,310**		NA		**9,510**		NA		**5,670**	J	NA		NA		NA		NA		NA	
Manganese	mg/Kg	1,600	2,000	10,000	NA		NA		NA		**395**		NA		**447**		NA		**522**	F2	NA		NA		NA		NA		NA	
Nickel	mg/Kg	30	310	310	NA		NA		NA		**27.8**		NA		**30.2**		NA		**29.4**		NA		NA		NA		NA		NA	
Potassium	mg/Kg	NS	NS	NS	NA		NA		NA		**1,890**		NA		**2,480**		NA		**2,190**	J	NA		NA		NA		NA		NA	
Sodium	mg/Kg	NS	NS	NS	NA		NA		NA		176	U	NA		**217**		NA		160	U	NA		NA		NA		NA		NA	
Vanadium	mg/Kg	NS	NS	NS	NA		NA		NA		**31.4**		NA		**34.2**		NA		**29.4**		NA		NA		NA		NA		NA	
Zinc	mg/Kg	109	10,000	10,000	NA		NA		NA		**1,070**		NA		**271**		NA		**89.8**		NA		NA		NA		NA		NA	
Mercury	mg/Kg	0.18	0.81	2.8	NA		NA		NA		0.024	U	NA		0.023	UJ	NA		**0.041**	J	NA		NA		NA		NA		NA	
General Chemistry																														
Sulfate	mg/L	NS	NS	NS	NA		NA		NA		NA		NA		NA		NA		NA		NA		NA		NA		NA		NA	
Toxicity Characteristic Leaching Procedure (TCLP) Metals																														
Lead	mg/L[15]	NS	NS	NS	NA		NA		NA		NA		NA		NA		NA		NA		NA		NA		NA		NA		NA	
Physical Parameters																														
Percent Solids	Percent	NS	NS	NS	NA		NA		NA		NA		NA		NA		NA		NA		NA		NA		NA		NA		NA	

Table 4
Confirmatory Samples Park Area
Detections Only

Parameter	Units	Unrestricted Use Soil Cleanup Objectives (1)	Restricted Use Soil Cleanup Objectives - Restricted Residential Standard(1)	Restricted Use Soil Cleanup Objectives - Commercial Standard(1)	T2-PS-UST4W		T2-WP-CB1*		T2-WP-CB2*		T2-WP-CB3*	
				Sample Date:	2/28/2014		4/13/2016		4/13/2016		4/13/2016	
				Sample ID:	Result	Qualifier	Result	Qualifier	Result	Qualifier	Result	Qualifier
Volatile Organic Compounds												
Acetone	µg/Kg(2)	50	100,000	500,000	**8.2**	**J**	NA		NA		NA	
Benzene	µg/Kg	60	4,800	44,000	4.7	U	NA		NA		NA	
Cis-1,2-Dichloroethylene	µg/Kg	250	100,000	500,000	**0.68**	**J**	NA		NA		NA	
Cyclohexane	µg/Kg	NS(3)	NS	NS	4.7	U	NA		NA		NA	
Ethylbenzene	µg/Kg	1,000	41,000	390,000	4.7	U	NA		NA		NA	
Isopropylbenzene (Cumene)	µg/Kg	NS	NS	NS	4.7	U	NA		NA		NA	
Methylcyclohexane	µg/Kg	NS	NS	NS	4.7	U	NA		NA		NA	
Methylene Chloride	µg/Kg	50	100,000	500,000	4.7	U	NA		NA		NA	
Semivolatile Organic Compounds (SVOCs)												
1,1-Biphenyl	µg/Kg	NS	NS	NS	NA		NA		NA		NA	
2,4-Dimethylphenol	µg/Kg	NS	NS	NS	210	U	190	U	190	U	200	U
2,4-Dinitrophenol	µg/Kg	NS	NS	NS	400	UJ	1900	U	1900	U	1900	U
2,4-Dinitrotoluene	µg/Kg	NS	NS	NS	210	U	190	U	190	U	200	U
2,6-Dintrotoluene	µg/Kg	NS	NS	NS	210	U	190	U	190	U	200	U
2-Methylnaphthalene	µg/Kg	NS	NS	NS	**2.7**	**J**	190	U	190	U	200	U
Acenaphthene	µg/Kg	20,000	100,000	500,000	210	U	190	U	190	U	200	U
Anthracene	µg/Kg	100,000	100,000	500,000	210	U	190	U	190	U	200	U
Benzo(a)anthracene	µg/Kg	1,000	1,000	5,600	210	U	190	U	**61**	**J**	200	U
Benzo(a)pyrene	µg/Kg	1,000	1,000	1,000	210	U	190	U	**54**	**J**	200	U
Benzo(b)fluoranthene	µg/Kg	1,000	1,000	5,600	210	U	190	U	**62**	**J**	200	U
Benzo(g,h,i)perylene	µg/Kg	100,000	100,000	500,000	210	U	190	U	**31**	**J**	200	U
Benzo(K)fluoranthene	µg/Kg	800	3,900	56,000	210	U	190	U	190	U	200	U
Biphenyl (Diphenyl, 1,1'-Biphenyl)	µg/Kg	NS	NS	NS	210	U	190	U	190	U	200	U
Bis(2-ethyhexyl) Phthalate	µg/Kg	NS	NS	NS	210	U	190	U	190	U	200	U
Carbazole	µg/Kg	NS	NS	NS	210	U	190	U	190	U	200	U
Chrysene	µg/Kg	1,000	3,900	56,000	210	U	190	U	**60**	**J**	200	U
Dibenz(a,h)anthracene	µg/Kg	330	330	560	210	U	190	U	190	U	200	U
Dibenzofuran	µg/Kg	7,000	59,000	350,000	210	U	190	U	190	U	200	U
Di-n-Butyl Phthalate	µg/Kg	NS	NS	NS	210	U	190	U	190	U	**57**	**J**
Fluoranthene	µg/Kg	100,000	100,000	500,000	210	U	190	U	**120**	**J**	200	U
Fluorene	µg/Kg	30,000	100,000	500,000	210	U	190	U	190	U	200	U
Indeno(1,2,3-cd)pyrene	µg/Kg	500	500	5,600	210	U	190	U	**28**	**J**	200	U
Naphthalene	µg/Kg	12,000	100,000	500,000	210	U	190	U	190	U	200	U
N-Nitrosodiphenylamine	µg/Kg	NS	NS	NS	210	U	190	U	190	U	200	U
Phenanthrene	µg/Kg	100,000	100,000	500,000	**12**	**J**	190	U	**87**	**J**	200	U
Pyrene	µg/Kg	100,000	100,000	500,000	**16**	**J**	190	U	**120**	**J**	200	U
Target Compound List (TCL) Pesticides												
alpha-BHC (alpha Hexachlorocyclohexane)	µg/Kg	20	480	3,400	NA		NA		NA		NA	
beta-BHC (beta Hexachlorocyclohexane)	µg/Kg	36	360	3,000	NA		NA		NA		NA	
delta-BHC (delta Hexachlorocyclohexane)	µg/Kg	40	100,000	500,000	NA		NA		NA		NA	
Dieldrin	µg/Kg	5	200	1,400	NA		NA		NA		NA	
Endrin Ketone	µg/Kg	NS	NS	NS	NA		NA		NA		NA	
Gamma BHC (Lindane)	µg/Kg	100	1,300	9200	NA		NA		NA		NA	
Methoxychlor	µg/Kg	NS	NS	NS	NA		NA		NA		NA	
4,4'-DDD (p,p'-DDD)	µg/Kg	3.3	13,000	92,000	NA		NA		NA		NA	
4,4'-DDE (p,p'-DDE)	µg/Kg	3.3	8,900	62,000	NA		NA		NA		NA	
4,4'-DDT (p,p'-DDT)	µg/Kg	3.3	7,900	47,000	NA		NA		NA		NA	
Target Compound List (TCL) Polychlorinated Biphenyls (PCBs)												
Target Analyte List (TAL) Metals (Total)												
Aluminum	mg/Kg(12)	NS	NS	NS	NA		**11,900**		**16,600**		**15,000**	
Arsenic	mg/Kg	13	16	16	NA		**4.0**		**4.5**		**4.6**	
Barium	mg/Kg	350	400	400	NA		**60.3**	**F1**	**92.9**		**73.8**	
Beryllium	mg/Kg	7.2	72	590	NA		**0.52**		**0.74**		**0.67**	
Cadmium	mg/Kg	2.5	4.3	9.3	NA		0.24	U	0.24	U	0.24	U
Calcium	mg/Kg	NS	NS	NS	NA		**43000**		**52100**		**47300**	
Chromium	mg/Kg	1(14)	110(14)	400(14)	NA		**15.8**		**22.5**		**19.9**	
Cobalt	mg/Kg	NS	NS	NS	NA		**8.6**		**10.4**		**11.2**	
Copper	mg/Kg	50	270	270	NA		**15.2**		**19.5**		**18.1**	
Iron	mg/Kg	NS	NS	NS	NA		**18,600**		**22,600**		**21,500**	
Lead	mg/Kg	63	400	1,000	NA		**4.6**		**8.5**		**5.4**	
Magnesium	mg/Kg	NS	NS	NS	NA		**7,590**	**F1**	**10,900**		**8,500**	
Manganese	mg/Kg	1,600	2,000	10,000	NA		**622**		**571**		**700**	
Nickel	mg/Kg	30	310	310	NA		**19.5**		**24.5**		**24.4**	
Potassium	mg/Kg	NS	NS	NS	NA		**2,970**		**4,270**		**3,770**	
Sodium	mg/Kg	NS	NS	NS	NA		**181**		**296**		**205**	
Vanadium	mg/Kg	NS	NS	NS	NA		**24.8**		**33.6**		**30.2**	
Zinc	mg/Kg	109	10,000	10,000	NA		**36.4**		**45.8**		**43.5**	
Mercury	mg/Kg	0.18	0.81	2.8	NA		0.022	U	0.023	U	0.022	U
General Chemistry												
Sulfate	mg/L	NS	NS	NS	NA		NA		NA		NA	
Toxicity Characteristic Leaching Procedure (TCLP) Metals												
Lead	mg/L(15)	NS	NS	NS	NA		NA		NA		NA	
Physical Parameters												
Percent Solids	Percent	NS	NS	NS	NA		NA		NA		NA	

Notes :

(1)-Standards taken from New York Code of Rules and Regulations (NYCRR) Part 375.
(2)-"µg/Kg"-micrograms per kilogram
(3)-"NA"-indicates the compound was not analyzed
(4)-"NS" indicates that no Standard is listed
(5)-"U" indicates that compound was not detected above laboratory reporting limit.
(6)-**Bold**-indicates laboratory detection
(7)-Green Shading indicates that concentration exceeds the Restricted Residential SCO.
(8)-"J"-indicates that compound was detected at a value less than laboratory reporting limit; as such, the concentration is estimated.
(9)-Yellow shading indicates concentration exceeds the commericial SCO.
(10)-"F2" indicates MS/MSD RPD exceeds control limits.
(11)-Purple shading indicates concentration exceeds the unrestricted SCO.
(12)-"mg/Kg"-milligrams per kilogram.
(13)-"F1" indicates MS and/or MSD Recovery is outside acceptance limits.
(14)- The standard used for unspeciated (total) chromium is that for hexavalent chromium.
(15)-"mg/L"-milligrams per liter.

Table 5
Confirmatory Samples in Western Commercial Area
Detections Only

Parameter	Units	Unrestricted Use Soil Cleanup Objectives[1]	Restricted Use Soil Cleanup Objectives - Restricted Residential Standard[1]	Restricted Use Soil Cleanup Objectives - Commercial Standard[1]	T2-W1		WC-TP1-B		WC-TP1-W3		WC-TP3		WC-TP4		WC-TP5		WC-TP6	
				Sample Date:	8/21/2014		5/19/2015		9/23/2015		5/19/2015		5/19/2015		5/19/2015		5/19/2015	
				Sample ID:	Result	Qualifier	Result	Qualifier	Result	Qualifier	Result	Qualifier	Result	Qualifier	Result	Qualifier	Result	Qualifier
Semivolatile Organic Compounds (SVOCs)																		
1,1-Biphenyl	µg/Kg[2]	NS [3]	NS	NS	NA [4]		NA		NA		860	J[6][7]	NA		NA		NA	
2-Methylnaphthalene	µg/Kg	NS	NS	NS	7.6	U	190	U[5]	NA		2,300	J	9,600	U	89,000	U	48,000	U
Acenaphthene	µg/Kg	20,000	100,000	500,000	7.6	U	190	U	NA		13,000		7,600	J	41,000	J	48,000	U
Acenaphthylene	µg/Kg	100,000	100,000	500,000	7.6	U	190	U	NA		470	J	9,600	U	89,000	U	48,000	U
Anthracene	µg/Kg	100,000	100,000	500,000	5.9	J	190	U	NA		32,000		20,000		120,000 [9]		48,000	U
Benzaldehyde	µg/Kg	NS	NS	NS	15	J	190	U	NA		3,600	U	9,600	U	89,000	U	48,000	U
Benzo(a)anthracene	µg/Kg	1,000	1,000	5,600	8.3		57	J	NA		54,000		42,000		180,000		48,000	U
Benzo(a)pyrene	µg/Kg	1,000	1,000	1,000	7.1	J	46	J	NA		42,000		33,000		130,000		48,000	U
Benzo(b)fluoranthene	µg/Kg	1,000	1,000	5,600	7.8		63	J	NA		55,000		48,000		180,000		48,000	U
Benzo(g,h,i)perylene	µg/Kg	100,000	100,000	500,000	7.6	U	82	J	NA		25,000		20,000		70,000	J	48,000	U
Benzo(K)fluoranthene	µg/Kg	800	3,900	56,000	7.5	J	25	J	NA		21,000		18,000		73,000	J	48,000	U
Biphenyl (Diphenyl, 1,1'-Biphenyl)	µg/Kg	NS	NS	NS	57	U	190	U	NA		860	J	9,600	U	89,000	U	48,000	U
Bis(2-ethyhexyl) Phthalate	µg/Kg	NS	NS	NS	94	B[11]	190	U	NA		3,600	U	9,600	U	89,000	U	48,000	U
Carbazole	µg/Kg	NS	NS	NS	57	U	190	U	NA		17,000	U	8,800	J	49,000	J	48,000	U
Chrysene	µg/Kg	1,000	3,900	56,000	6.8	J	53	J	NA		54,000		43,000		180,000		48,000	U
Dibenz(a,h)anthracene	µg/Kg	330	330	560	7.6	U	190	U	NA		9,400		6,500	J	26,000	J	48,000	U
Dibenzofuran	µg/Kg	7,000	59,000	350,000	57	U	190	U	NA		8,900		3,900	J	32,000	J	48,000	U
Di-n-Butyl Phthalate	µg/Kg	NS	NS	NS	36	J	190	U	NA		3,600	U	9,600	U	89,000	U	48,000	U
Fluoranthene	µg/Kg	100,000	100,000	500,000	12		120	J	NA		120,000		72,000		490,000		48,000	U
Fluorene	µg/Kg	30,000	100,000	500,000	4.2	J	190	U	NA		15,000		8,900	J	59,000	J	48,000	U
Indeno(1,2,3-cd)pyrene	µg/Kg	500	500	5,600	7.6	U	69	J	NA		25,000		18,000		70,000	J	48,000	U
Naphthalene	µg/Kg	12,000	100,000	500,000	7.6	U	190	U	NA		7,000		2,200	J	24,000	J	48,000	U
Phenanthrene	µg/Kg	100,000	100,000	500,000	9.0		87	J	NA		110,000		76,000		410,000		48,000	U
Pyrene	µg/Kg	100,000	100,000	500,000	8.6		56	J	NA		120,000		77,000		340,000		48,000	U
Target Analyte List (TAL) Metals (Total)																		
Aluminum	mg/Kg[12]	NS	NS	NS	NA		13,100		NA		7,370		9,210		9,230		7,750	
Antimony	mg/Kg	NS	NS	NS	NA		16.9	U	NA		16.0	U	17.0	U	20.3	U	16.4	U
Arsenic	mg/Kg	13	16	16	NA		4.3		NA		5.8		8.2		21.0		3.7	
Barium	mg/Kg	350	400	400	NA		75.9		NA		303		727		1550		733	
Beryllium	mg/Kg	7.2	72	590	NA		0.61		NA		0.32		0.42		0.46		0.43	
Cadmium	mg/Kg	2.5	4.3	9.3	NA		0.23	U	NA		0.35		0.91		6.4		4.3	
Calcium	mg/Kg	NS	NS	NS	NA		38,400		NA		72,700		67,400		72,600		43,100	
Chromium	mg/Kg	1 [13]	110 [13]	400 [13]	NA		17.4		NA		9.2		20.0		31.4		33.9	
Cobalt	mg/Kg	NS	NS	NS	NA		10.9		NA		3.6		6.5		7.1		4.7	
Copper	mg/Kg	50	270	270	NA		26.9		NA		26.0		185		37.5		43.1	
Iron	mg/Kg	NS	NS	NS	NA		19,600		NA		9,240		12,400		16,800		15,400	
Lead	mg/Kg	63	400	1,000	NA		21.7		NA		59.4		405		239		571	
Magnesium	mg/Kg	NS	NS	NS	NA		7,520		NA		24,400		9,580		15,700		5,730	
Manganese	mg/Kg	1,600	2,000	10,000	NA		611	B	NA		426		480		585		658	
Nickel	mg/Kg	30	310	310	NA		48.2		NA		8.3		19.2		21.5		16.6	
Potassium	mg/Kg	NS	NS	NS	NA		2,830		NA		1,330		1,350		1,780		1,240	
Silver	mg/Kg	2	180	1500	NA		0.68	U	NA		0.64	U	0.68	U	0.81	U	0.65	U
Sodium	mg/Kg	NS	NS	NS	NA		193		NA		691		598		341		325	
Vanadium	mg/Kg	NS	NS	NS	NA		25.6		NA		15.6		26.9		23.4		19.4	
Zinc	mg/Kg	109	10,000	10,000	NA		44.4		NA		176		404		999		808	
Mercury	mg/Kg	0.18	0.81	2.8	NA		0.023	U	NA		0.059	J	0.20	J	0.54	J	0.35	J
Toxicity Characteristic Leaching Procedure (TCLP) Metals																		
Lead	mg/L[14]	NS	NS	NS	NA		NA		2.38		NA		NA		NA		NA	

Table 5
Confirmatory Samples in Western Commercial Area
Detections Only

					Sample ID:	WC-TP7		TE1-F2		TE1-F3		TE1-E3		TE1-N		TE1-S		TE1-W	
					Sample Date:	5/19/2015		10/19/2012		8/19/2014		11/1/2012		10/10/2012		10/10/2012		10/10/2012	
Parameter	Units	Unrestricted Use Soil Cleanup Objectives[1]		Restricted Use Soil Cleanup Objectives - Restricted Residential Standard[1]		Restricted Use Soil Cleanup Objectives - Commercial Standard[1]		Result	Qualifier	Result	Qualifier	Result	Qualifier	Result	Qualifier	Result	Qualifier	Result	Qualifier	Result	Qualifier
Semivolatile Organic Compounds (SVOCs)																					
1,1-Biphenyl	µg/Kg[2]	NS	[3]	NS		NS		NA		NA		NA		NA		NA		NA		NA	
2-Methylnaphthalene	µg/Kg	NS		NS		NS		9,100	U	**4,400**	J	8.5	U	230	U	NA		NA		NA	
Acenaphthene	µg/Kg	20,000		100,000		500,000		**2,800**	J	**24,000**		8.5	U	**48**	J	**85**		**74**		**190**	
Acenaphthylene	µg/Kg	100,000		100,000		500,000		9,100	U	**4,900**	J	8.5	U	**78**	J	**66**		**24**		**70**	
Anthracene	µg/Kg	100,000		100,000		500,000		**11,000**		**68,000**		8.5	U	**180**		**240**		**140**		**520**	
Benzaldehyde	µg/Kg	NS		NS		NS		9,100	U	NA		130	U	NA		NA		NA		NA	
Benzo(a)anthracene	µg/Kg	1,000		1,000		5,600		**21,000**		**140,000**		8.5	U	**450**		**660**		**540**		**1,200**	
Benzo(a)pyrene	µg/Kg	1,000		1,000		1,000		**17,000**		**120,000**		8.5	U	**380**		**530**		**480**		**920**	
Benzo(b)fluoranthene	µg/Kg	1,000		1,000		5,600		**21,000**		**150,000**		8.5	U	**550**		**680**		**630**		**1,200**	
Benzo(g,h,i)perylene	µg/Kg	100,000		100,000		500,000		**11,000**		**65,000**		8.5	U	**220**		**290**		**290**		**470**	
Benzo(K)fluoranthene	µg/Kg	800		3,900		56,000		**10,000**		**54,000**		8.5	U	**220**		**270**		**220**		**550**	
Biphenyl (Diphenyl, 1,1'-Biphenyl)	µg/Kg	NS		NS		NS		9,100	U	NA		64	U	NA		NA		NA		NA	
Bis(2-ethyhexyl) Phthalate	µg/Kg	NS		NS		NS		9,100	U	NA		89	U	NA		NA		NA		NA	
Carbazole	µg/Kg	NS		NS		NS		**2,200**	J	NA		64	U	NA		NA		NA		NA	
Chrysene	µg/Kg	1,000		3,900		56,000		**22,000**		**130,000**		8.5	U	**500**		**660**		**590**		**1,100**	
Dibenz(a,h)anthracene	µg/Kg	330		330		560		9,100	U	**19,000**		8.5	U	**58**	J	**83**		**78**		**130**	
Dibenzofuran	µg/Kg	7,000		59,000		350,000		**1,700**	J	NA		64	U	NA		NA		NA		NA	
Di-n-Butyl Phthalate	µg/Kg	NS		NS		NS		9,100	U	NA		89	U	NA		NA		NA		NA	
Fluoranthene	µg/Kg	100,000		100,000		500,000		**50,000**		**320,000**		8.5	U	**1,200**		**1,400**		**1,100**		**2,600**	
Fluorene	µg/Kg	30,000		100,000		500,000		**3,500**	J	**28,000**		8.5	U	**71**	J	**110**		**56**		**200**	
Indeno(1,2,3-cd)pyrene	µg/Kg	500		500		5,600		**11,000**		**76,000**		8.5	U	**270**		**260**		**260**		**460**	
Naphthalene	µg/Kg	12,000		100,000		500,000		9,100	U	**9,300**		8.5	U	**68**	J	**27**		**34**		**51**	
Phenanthrene	µg/Kg	100,000		100,000		500,000		**33,000**		**250,000**		8.5	U	**1,100**		**910**		**680**		**2,000**	
Pyrene	µg/Kg	100,000		100,000		500,000		**42,000**		**240,000**		8.5	U	**920**		**1,000**		**930**		**2,000**	
Target Analyte List (TAL) Metals (Total)																					
Aluminum	mg/Kg[12]	NS		NS		NS		**5,740**		NA		NA		NA		NA		NA		NA	
Antimony	mg/Kg	NS		NS		NS		16.3	U	NA		NA		NA		NA		NA		NA	
Arsenic	mg/Kg	13		16		16		**4.7**		NA		NA		NA		NA		NA		NA	
Barium	mg/Kg	350		400		400		**88.1**		NA		NA		NA		NA		NA		NA	
Beryllium	mg/Kg	7.2		72		590		**0.33**		NA		NA		NA		NA		NA		NA	
Cadmium	mg/Kg	2.5		4.3		9.3		**3.4**		NA		NA		NA		NA		NA		NA	
Calcium	mg/Kg	NS		NS		NS		**34,500**		NA		NA		NA		NA		NA		NA	
Chromium	mg/Kg	1	[13]	110	[13]	400	[13]	**41.8**		NA		NA		NA		NA		NA		NA	
Cobalt	mg/Kg	NS		NS		NS		**3.1**		NA		NA		NA		NA		NA		NA	
Copper	mg/Kg	50		270		270		**39.0**		NA		NA		NA		NA		NA		NA	
Iron	mg/Kg	NS		NS		NS		**17,200**		NA		NA		NA		NA		NA		NA	
Lead	mg/Kg	63		400		1,000		**297**		NA		NA		NA		NA		NA		NA	
Magnesium	mg/Kg	NS		NS		NS		**3,080**		NA		NA		NA		NA		NA		NA	
Manganese	mg/Kg	1,600		2,000		10,000		**713**		NA		NA		NA		NA		NA		NA	
Nickel	mg/Kg	30		310		310		**14.4**		NA		NA		NA		NA		NA		NA	
Potassium	mg/Kg	NS		NS		NS		**683**		NA		NA		NA		NA		NA		NA	
Silver	mg/Kg	2		180		1500		**0.69**		NA		NA		NA		NA		NA		NA	
Sodium	mg/Kg	NS		NS		NS		**266**		NA		NA		NA		NA		NA		NA	
Vanadium	mg/Kg	NS		NS		NS		**14.4**		NA		NA		NA		NA		NA		NA	
Zinc	mg/Kg	109		10,000		10,000		**711**		NA		NA		NA		NA		NA		NA	
Mercury	mg/Kg	0.18		0.81		2.8		**0.11**	J	NA		NA		NA		NA		NA		NA	
Toxicity Characteristic Leaching Procedure (TCLP) Metals																					
Lead	mg/L[14]	NS		NS		NS		NA		NA		NA		NA		NA		NA		NA	

Table 5
Confirmatory Samples in Western Commercial Area
Detections Only

						Sample ID:	T2-WC-CB1		T2-WC-CB2	
						Sample Date:	5/19/2015		5/19/2015	
Parameter	Units	Unrestricted Use Soil Cleanup Objectives[1]		Restricted Use Soil Cleanup Objectives - Restricted Residential Standard[1]		Restricted Use Soil Cleanup Objectives - Commercial Standard[1]	Result	Qualifier	Result	Qualifier
Semivolatile Organic Compounds (SVOCs)										
1,1-Biphenyl	µg/Kg[2]	NS	[3]	NS		NS	1,400	U	29.0	U
2-Methylnaphthalene	µg/Kg	NS		NS		NS	9,300	U[5]	190	U
Acenaphthene	µg/Kg	20,000		100,000		500,000	9,300	U	190	U
Acenaphthylene	µg/Kg	100,000		100,000		500,000	9,300	U	190	U
Anthracene	µg/Kg	100,000		100,000		500,000	9,300	U	190	U
Benzaldehyde	µg/Kg	NS		NS		NS	9,300	U	190	U
Benzo(a)anthracene	µg/Kg	1,000		1,000		5,600	**1,100**	J[6][7][8]	**70**	J
Benzo(a)pyrene	µg/Kg	1,000		1,000		1,000	9,300	U	**54**	J
Benzo(b)fluoranthene	µg/Kg	1,000		1,000		5,600	9,300	U	**73**	J F2[10]
Benzo(g,h,i)perylene	µg/Kg	100,000		100,000		500,000	9,300	U	**31**	J F2
Benzo(K)fluoranthene	µg/Kg	800		3,900		56,000	9,300	U	**33**	J F2
Biphenyl (Diphenyl, 1,1'-Biphenyl)	µg/Kg	NS		NS		NS	9,300	U	190	U
Bis(2-ethyhexyl) Phthalate	µg/Kg	NS		NS		NS	9,300	U	190	U
Carbazole	µg/Kg	NS		NS		NS	9,300	U	190	U
Chrysene	µg/Kg	1,000		3,900		56,000	9,300	U	**61**	J
Dibenz(a,h)anthracene	µg/Kg	330		330		560	9,300	U	190	U
Dibenzofuran	µg/Kg	7,000		59,000		350,000	9,300	U	190	U
Di-n-Butyl Phthalate	µg/Kg	NS		NS		NS	9,300	U	190	U
Fluoranthene	µg/Kg	100,000		100,000		500,000	**1,800**	J	**110**	J
Fluorene	µg/Kg	30,000		100,000		500,000	9,300	U	190	U
Indeno(1,2,3-cd)pyrene	µg/Kg	500		500		5,600	9,300	U	**28**	J F2
Naphthalene	µg/Kg	12,000		100,000		500,000	9,300	U	190	U
Phenanthrene	µg/Kg	100,000		100,000		500,000	**1,800**	J	**94**	J
Pyrene	µg/Kg	100,000		100,000		500,000	**2,300**	J	**140**	J
Target Analyte List (TAL) Metals (Total)										
Aluminum	mg/Kg[12]	NS		NS		NS	**10,300**		**14,700**	
Antimony	mg/Kg	NS		NS		NS	16.6	U	17.5	U
Arsenic	mg/Kg	13		16		16	**3.9**		**4.8**	
Barium	mg/Kg	350		400		400	**62.4**		**87.2**	
Beryllium	mg/Kg	7.2		72		590	**0.47**		**0.66**	
Cadmium	mg/Kg	2.5		4.3		9.3	0.22	U	0.23	U
Calcium	mg/Kg	NS		NS		NS	**41,800**		**16,800**	
Chromium	mg/Kg	1	[13]	110	[13]	400	[13]	**14.2**		**19.5**
Cobalt	mg/Kg	NS		NS		NS	**8.9**		**11.6**	
Copper	mg/Kg	50		270		270	**15.4**		**18.9**	
Iron	mg/Kg	NS		NS		NS	**16,300**		**22,000**	
Lead	mg/Kg	63		400		1,000	**11.3**		**11.8**	
Magnesium	mg/Kg	NS		NS		NS	**7,210**		**6,070**	
Manganese	mg/Kg	1,600		2,000		10,000	**605**		**699**	
Nickel	mg/Kg	30		310		310	**18.1**		**25.3**	
Potassium	mg/Kg	NS		NS		NS	**1,890**		**2,390**	
Silver	mg/Kg	2		180		1500	0.66	U	0.70	U
Sodium	mg/Kg	NS		NS		NS	**285**		**207**	
Vanadium	mg/Kg	NS		NS		NS	**18.6**		**24.5**	
Zinc	mg/Kg	109		10,000		10,000	**42.9**		**48.9**	
Mercury	mg/Kg	0.18		0.81		2.8	0.022	UJ	**0.049**	J
Toxicity Characteristic Leaching Procedure (TCLP) Metals										
Lead	mg/L[14]	NS		NS		NS	NA		NA	

Notes:

(1)-Standards taken from New York Code of Rules and Regulations (NYCRR) Part 375
(2)-"µg/Kg"-micrograms per kilogram.
(3)-"NS" indicates that no Standard is listed
(4)-"NA"-indicates the compound was not analyzed
(5)-"U" indicates that compound was not detected above laboratory reporting limit.
(6)-**Bold**-indicates laboratory detection.
(7)-"J"-indicates that compound was detected at a value less than laboratory reporting limit; as such, the concentration is estimated.
(8)Purple shading indicates concentration exceeds the unrestricted SCO.
(9)-Green Shading indicates that concentration exceeds the Restricted Residential SCO.
(10)-Yellow shading indicates concentration exceeds the commercial SCO.
(11)-"B" indicates that compound was also detected in the associated laboratory blank.
(12)-"mg/Kg"-milligrams per kilogram.
(13)- The standard used for unspeciated (total) chromium is that for hexavalent chromium.
(14)-"mg/L"-milligrams per liter.
(15)-"F1" indicates MS and/or MSD Recovery is outside acceptance limits

Table 6
Tract II Imported Fill Samples
Detections Only

Parameter	Units	Unrestricted Use Soil Cleanup Objectives	Restricted Use Soil Cleanup Objectives - Restricted Residential Standard[6]	Allowable Constituent Levels for Imported Fill or Soil Restricted Residential[14]	MAW-TS1 10/28/2014		VILL-TS1 10/31/2014		QUIG-1 1/28/2015		QUIG-2 4/28/2015		QUIG-3 4/28/2015		QUIG-4 4/28/2015		QUIG-5 4/28/2015		ROWL-1 6/24/2015		ROWL-2 7/9/2015		ROWL-3 7/9/2015		ROWL-4 7/9/2015		ROWL-5 7/9/2015		ROWL-6 10/14/2015		ROWL-7 10/14/2015	
					Result	Qualifier	Result	Qualifier	Result	Qualifier	Result	Qualifier	Result	Qualifier	Result	Qualifier	Result	Qualifier	Result	Qualifier	Result	Qualifier	Result	Qualifier	Result	Qualifier	Result	Qualifier	Result	Qualifier	Result	Qualifier
Volatile Organic Compounds																																
1,2,4-Trichlorobenzene	µg/Kg[1]	NS[3]	NS	NS	4.5	U[15]	6.6	U	5.0	U	4.6	U	4.3	U	4.3	U	4.3	U	4.4	U	3.4	U	3.7	U	3.9	U	4.6	U	4.0	U	4.2	U
Acetone	µg/Kg	50	100,000 b[7]	50	26	J[16],[17]	33	U	5.4	J	23	U	21	U	21	U	22	U	22	U	17	U	19	U	20	U	23	U	20	U	21	U
Methyl Ethyl Ketone (2-Butanone, MEK)	µg/Kg	120	100,000 a	120	22	U	33	U	25	U	23	U	21	U	21	U	22	U	22	U	17	U	19	U	20	U	23	U	20	U *[26]	21	U *
Styrene	µg/Kg	NS	NS	NS	4.5	U	6.6	U	5.0	U	4.6	U	4.3	U	4.3	U	4.3	U	4.4	U	3.4	U	3.7	U	3.9	U	4.6	U	4.0	U	4.2	U
Toluene	µg/Kg	700	100,000 a	700	4.5	U	6.6	U	5.0	U	4.6	U	4.3	U	4.3	U	4.3	U	4.4	U	3.4	U	3.7	U	3.9	U	4.6	U	4.0	U	4.2	U
Trichlorofluoromethane	µg/Kg	NS	NS	NS	4.5	U	6.6	U	5.0	U	0.91	J	4.3	U	4.3	U	4.3	U	4.4	U	3.4	U	3.7	U	3.9	U	4.6	U	0.55	J	4.2	U
Semivolatile Organic Compounds																																
2-Methylnaphthalene	µg/Kg	NS	NS	NS	4000	U	10	J	2100	U	220	U	210	U	1000	U	1100	U	2100	U	2000	U	2000	U	2000	U	1900	U	4100	U	4000	U
3&4-Methylphenol (m+p Cresol)	µg/Kg	330[4]	100,000	330[4]	4000	U	NA		NA		NA		NA		NA		NA		NA		NA		NA		NA		NA		NA		NA	
4-Methylphenol (p-Cresol)	µg/Kg	330[4]	100,000 a	330[4]	4000	U	400	U	2100	U	220	U	210	U	1000	U	1100	U	2100	U	2000	U	2000	U	2000	U	1900	U	8000	U	7700	U
Acenaphthene	µg/Kg	20000	100,000 a[5]	98,000	4000	U	400	U	2100	U	220	U	210	U	1000	U	1100	U	2100	U	2000	U	2000	U	2000	U	1900	U	4100	U	4000	U
Acenaphthylene	µg/Kg	100000	100,000 a	100,000	4000	U	400	U	2100	U	220	U	210	U	1000	U	1100	U	2100	U	2000	U	2000	U	2000	U	1900	U	4100	U	4000	U
Anthracene	µg/Kg	100000	100,000 a	100,000	4000	U	400	U	2100	U	220	U	210	U	1000	U	1100	U	2100	U	2000	U	2000	U	2000	U	1900	U	4100	U	4000	U
Benzaldehyde	µg/Kg	NS	NS	NS	4000	U	400	U	2100	U	220	U	210	U	1000	U	1100	U	2100	U	2000	U	2000	U	2000	U	1900	U	4100	U	4000	U
Benzo(a)anthracene	µg/Kg	1,000	1,000 f[9]	1,000	4000	U	40	U	2100	U	25	J	210	U	120	J	1100	U	2100	U	2000	U	480	J	2000	U	1900	U	4100	U	4000	U
Benzo(a)pyrene	µg/Kg	1,000	1,000 f	1,000	4000	U	29	J	2100	U	220	U	210	U	1000	U	1100	U	2100	U	2000	U	800	J	2000	U	440	J	840	J	4000	U
Benzo(b)fluoranthene	µg/Kg	1,000	1,000 f	1,000	4000	U	49		2100	U	220	U	210	U	1000	U	1100	U	2100	U	2000	U	1100	J[25]	2000	U	540	J	710	J	4000	U
Benzo(g,h,i)perylene	µg/Kg	100,000	100,000 a	100,000	4000	U	37	J	2100	U	220	U	210	U	1000	U	1100	U	2100	U	2000	U	460	J	2000	U	270	J	710	J	4000	U
Benzo(K)fluoranthene	µg/Kg	800	3,900	1,700	4000	U	40	U	2100	U	220	U	210	U	1000	U	1100	U	2100	U	2000	U	460	J	2000	U	330	J	4100	U	4000	U
Carbazole	µg/Kg	NS	NS	NS	4000	U	400	U	2100	U	220	U	210	U	1000	U	1100	U	2100	U	2000	U	2000	U	2000	U	1900	U	4100	U	4000	U
Chrysene	µg/Kg	1,000	3,900	1,000	4000	U	33	J	2100	U	220	U	210	U	1000	U	1100	U	2100	U	2000	U	890	J	2000	U	470	J	4100	U	4000	U
Dibenzofuran	µg/Kg	7000	59,000	59,000	4000	U	400	U	2100	U	220	U	210	U	1000	U	1100	U	1100	U	2000	U	2000	U	2000	U	1900	U	4100	U	4000	U
Fluoranthene	µg/Kg	100,000	100,000 a	100,000	4000	U	51	J	2100	U	60	J	210	U	110	J	1100	U	290	J	2000	U	2000		2000	U	860	J	470	J	4000	U
Fluorene	µg/Kg	30000	100,000 a	100,000	4000	U	400	U	2100	U	220	U	210	U	1000	U	1100	U	1100	U	2000	U	2000	U	2000	U	1900	U	4100	U	4000	U
Indeno(1,2,3-cd)pyrene	µg/Kg	500	500 f	500	4000	U	46		2100	U	220	U	210	U	1000	U	1100	U	2100	U	2000	U	370	J	2000	U	230	J	950	J	4000	U
Naphthalene	µg/Kg	12,000	100,000 a	12,000	4000	U	24	J	2100	U	220	U	210	U	1000	U	1100	U	2100	U	2000	U	2000	U	2000	U	1900	U	4100	U	4000	U
Phenanthrene	µg/Kg	100,000	100,000 a	100,000	4000	U	35	J	2100	U	33	J	210	U	1000	U	1100	U	2100	U	2000	U	920	J	2000	U	1900	U	4100	U	4000	U
Phenol	µg/Kg	330[4]	100,000 a	330[4]	4000	U	400	U	2100	U	220	U	210	U	1000	U	1100	U	2100	U	2000	U	2000	U	2000	U	1900	U	4100	U	4000	U
Pyrene	µg/Kg	100,000	100,000 a	100,000	4000	U	36	J	2100	U	40	J	210	U	120	J	1100	U	250	J	2000	U	1600	J	2000	U	750	J	4100	U	4000	U
Target Compound List (TCL) Pesticides																																
alpha-BHC (alpha Hexachlorocyclohexane)	µg/Kg	20	480	20	2.1	U	2.4	U	1.1	JB[22]	0.64	J	0.63	J	0.67	J	0.81	J	41	U	10	U	39	U	40	U	37	U	20	U	3.4	JB
alpha-Chlordane (cis-Chlordane)	µg/Kg	94	4,200	2,900	2.1	U	8.1	U	2.0	U	2.1	U	2.1	U	2.0	U	2.1	U	41	U	10	U	39	U	40	U	37	U	20	U	9.9	U
beta-BHC (beta Hexachlorocyclohexane)	µg/Kg	36	360	90	2.1	U	2.4	U	2.0	U	2.1	U	2.1	U	2.0	U	2.1	U	41	U	10	U	39	U	40	U	37	U	20	U	9.9	U
delta-BHC (delta Hexachlorocyclohexane)	µg/Kg	40	100,000 a	250	2.1	U	2.4	U	0.97	JB	0.87	J	2.1	U	0.85	J	2.1	U	41	U	10	U	39	U	40	U	37	U	20	U	9.9	U
Dieldrin	µg/Kg	5	200	100	2.1	U	2.4	U	1.6	J	2.1	U	0.84	J	2.0	U	2.1	U	41	U	10	U	39	U	40	U	37	U	20	U	9.9	U
Endosulfan I	µg/Kg	2,400	24,000	24,000	2.1	U	8.1	U	2.0	U	2.1	U	2.1	U	2.0	U	2.1	U	41	U	10	U	39	U	40	U	37	U	20	U	9.9	U
Endosulfan II	µg/Kg	2,400	24,000	24,000	2.1	U	8.1	U	2.0	U	2.1	U	2.1	U	2.0	U	2.1	U	41	U	10	U	39	U	40	U	37	U	20	U	9.9	U
Endosulfan Sulfate	µg/Kg	2,400	24,000 i[10]	24,000	2.1	U	8.1	U	2.0	U	2.1	U	2.1	U	2.0	U	2.1	U	41	U	10	U	39	U	40	U	37	U	20	U	9.9	U
Endrin Aldehyde	µg/Kg	NS	NS	NS	2.1	R[18]	8.1	U	2.0	U	2.1	U	2.1	U	2.0	U	2.1	U	79		10	U	39	U	40	U	37	U	20	U	9.9	U
Endrin Ketone	µg/Kg	NS	NS	NS	2.1	U	8.1	U	2.0	U	2.1	U	2.1	U	2.0	U	2.1	U	41	U	10	U	39	U	40	U	37	U	20	U	9.9	U
Gamma Chlordane (trans-Chlordane)	µg/Kg	NS	NS	NS	2.1	U	8.1	U	1.3	JB	2.1	U	2.1	U	2.0	U	2.1	U	41	U	10	U	39	U	40	U	37	U	20	U	9.9	U
Heptachlor Epoxide	µg/Kg	NS	NS	NS	2.1	U	8.1	U	2.0	U	2.1	U	2.1	U	2.0	U	2.1	U	41	U	10	U	39	U	40	U	37	U	20	U	9.9	U
Methoxychlor	µg/Kg	NS	NS	NS	2.1	R	8.1	U	0.64	J	2.1	U	1.5	J	2.0	U	2.1	U	41	U	10	U	39	U	40	U	37	U	5.1	JB	9.9	U
4,4'-DDD (p,p'-DDD)	µg/Kg	3.3	13,000	13,000	0.25	J	8.1	U	0.71	J	2.1	U	2.1	U	2.0	U	2.1	U	41	U	10	U	39	U	40	U	37	U	20	U	9.9	U
4,4'-DDE (p,p'-DDE)	µg/Kg	3.3	8,900	8,900	1.8	J	8.1	U	0.89	J	2.1	U	1.5	J	2.0	U	1.4	J	13	JB	10	U	39	U	40	U	37	U	20	U	9.9	U
4,4'-DDT (p,p'-DDT)	µg/Kg	3.3	7,900	7,900	0.88	J	8.1	U	1.5	J	2.1	U	6.0		2.0	U	1.9	J	59		10	U	39	U	40	U	37	U	20	U	9.9	U
Target Analyte List (TAL) Metals (Total)																																
Aluminum	mg/Kg[2]	NS	NS	NS	13,600		17,300		17,700		15,700		22,800		20,400		29,100		14,900		19,000		15,000		17,800		4,950		14,800		16,200	
Arsenic	mg/Kg	13	16 f	16	11.2		5.9		5.8		4.5		5.1		4.9		4.2		4.9		4.3		6.9		5.2		4.7		8.9		6.2	
Barium	mg/Kg	350	400	400	101		95		125		86.2		149		130		177		217		107		92.7		97.6		27.2		111		144	
Beryllium	mg/Kg	7.2	72	47	0.72		0.79		0.89		0.72		1.0		0.97		1.3		0.67		0.85		0.71		0.80		0.26		0.83		0.68	
Cadmium	mg/Kg	2.5	4.3	4.3	0.56	U	0.62	U	0.44		0.25	U	0.24	U	0.36		0.23	U	0.37		0.24	U	0.23	U	0.24	U	0.28		0.88		0.36	
Calcium	mg/Kg	NS	NS	NS	3,370		3,150		40,500		42,300		28,400		25,500		5,290		65,400		30,000		38,000		22,000		23,700		72,000		61,300	
Chromium	mg/Kg	1[5]	110 h[11]	19[5]	17.1	[19]	23.1	[21]	20.9		20.3	[23]	27.5	[21]	24.8	[23]	36.1	[23]	19.3	[23]	22.8	[23]	20.5	[23]	22.3	[23]	16.4	[23]	25.1	[23]	96.1	[23]
Chromium (trivalent)	mg/Kg	30	180	180	NA	[20]	NA		NA		17.7	[24]	25	[22]	22.3	[24]	33.6	[24]	19.3	[24]	22.8	[24]	20.5	[24]	22.3	[24]	16.4	[24]	25.1	[24]	96.1	[24]
Hexavalent Chromium	mg/Kg	1	110 h	19	NA		NA		NA		2.6		2.5		2.5		2.5		2.5	U	2.3	U	2.4	U	2.4	U	2.3	U	2.5	U	2.4	U
Cobalt	mg/Kg	NS	NS	NS	9.2		12.7		22.9		11.9		13.9		14.4		15.8		8.6		10.5		8.4		9.9		8.5		8.9		8.2	
Copper	mg/Kg	50	270	270	18.4		15		53.5	B	19		22.3		21.8		26.1		18.3		17.7		20.9		17.7		13.1		21.2		23.2	
Iron	mg/Kg	NS	NS	NS	23,900		26,700		26,400		23,400		29,000		26,400		35,500		18,300		21,900		19,200		22,700		9,180		34,100		26,200	
Lead	mg/Kg	63	400	400	31.0		23.7		22.4		18.8		13.5		19.3		13.8		264.0		14.8		44.6		22.2		15.9		58.6		99.1	
Magnesium	mg/Kg	NS	NS	NS	3,140		4,570		14,100		16,500		10,800		13,400		9,620		18,400		12,200		17,900		8,930		7,870		30,300		18,500	
Manganese	mg/Kg	1,600	2,000 f	2,000	516		655		1,700		627		495		775		386		433		437		456		454		183		818		1,880	
Nickel	mg/Kg	30	310	130	16.7		21.7		31.1		26.3		32.0		32.8		41.5		20.6		25.9		20.1		23.5		12.1		19.5		21.7	
Potassium	mg/Kg	NS	NS	NS	1,260		2,370		2,520		3,060		4,360		3,330		4,300		3,280		3,930		3,080		3,120		934		2,770		3,620	
Selenium	mg/Kg	3.9	180	4	1.1	U	1.2	U	5	U	5	U	4.7	U	5.2	U	4.7	U	5	U	4.7	U	4.6	U	4.8	U	4.6	U	4.9	U	4.6	U
Silver	mg/Kg	2	180	8.3	0.56	U	0.62	U	0.75	U	0.75	U	0.71	U	0.77	U	0.70	U	0.75	U	0.71	U	0.69	U	0.71	U	0.70	U	0.74	U	0.68	U
Sodium	mg/Kg	NS	NS	NS	NA		NA		221		194		212		180	U	164	U	190		201		164		170		163	U	215		250	
Thallium	mg/Kg	NS	NS	NS	2.2	U	6.2	U	7.5	U	7.5	U	7.1	U	7.7	U	7	U	7.5	U	7.1	U	6.9	U	7.1	U	7	U	7.4	U	6.8	U
Vanadium	mg/Kg	NS	NS	NS	30.6		38.3		34.9		30.3		41.9		36.2		51.9		28.8		34.8		29.7		33.7		11.2		31.2		66.0	
Zinc	mg/Kg	109	10,000 d[12]	2,480	47		68.3		161		81.8		72		115		69.1		180		62.9		84		66.8		58.8		168		108	
Mercury	mg/Kg	0.18	0.81 i[13]	0.73	0.037		0.055		0.023	U	0.037		0.026	U	0.024	U	0.028		0.077		0.024	U	0.082		0.041		0.039		0.092		0.072	
Cyanide, Total	mg/Kg	27	27 h	27	NA		NA		NA		NA		NA		NA		NA		NA		NA		NA		NA		NA		NA		NA	

Created By: JRK
Checked By: SCC

Table 6
Tract II Imported Fill Samples
Detections Only

Parameter	Units	Unrestricted Use Soil Cleanup Objectives	Restricted Use Soil Cleanup Objectives - Restricted Residential Standard[6]	Allowable Constituent Levels for Imported Fill or Soil Restricted Residential[14]	ROWL-8 10/14/2015 Result	Qualifier	ROWL-9 10/14/2015 Result	Qualifier	ROWL-10 7/9/2015 Result	Qualifier	ROWL-11 7/9/2015 Result	Qualifier	ROWL-12 7/9/2015 Result	Qualifier	MONT-1 6/30/2015 Result	Qualifier	MONT-2 6/30/2015 Result	Qualifier	MONT-3 6/30/2015 Result	Qualifier	MONT-4 6/30/2015 Result	Qualifier	NT-1 6/30/2015 Result	Qualifier	NT-2 7/15/2015 Result	Qualifier	NT-2 7/21/2015 Result	Qualifier	NT-3 7/15/2015 Result	Qualifier	NT-3 7/21/2015 Result	Qualifier
Volatile Organic Compounds																																
1,2,4-Trichlorobenzene	µg/Kg[1]	NS[3]	NS	NS	4.5	U	4.2	U	3.8	U	3.8	U	3.6	U	4.5	U	4.7	U	4.2	U	3.8	U	3.8	U	8.91	U	NA		10.8	U	NA	
Acetone	µg/Kg	50	100,000 b[7]	50	23	U	21	U	19	U	19	U	18	U	23	U	23	U	21	U	19	U	**6.8**	J	**28.1**		45.7	U	**50.2**		43.0	U
Methyl Ethyl Ketone (2-Butanone, MEK)	µg/Kg	120	100,000 a	120	23	U *	21	U *	19	U *	19	U *	18	U *	23	U	23	U	21	U	19	U	19	U	17.8	U	NA		21.6	U	NA	
Styrene	µg/Kg	NS	NS	NS	4.5	U	4.2	U	3.8	U	3.8	U	3.6	U	4.5	U	4.7	U	4.2	U	3.8	U	3.8	U	8.91	U	NA		10.8	U	NA	
Toluene	µg/Kg	700	100,000 a	700	4.5	U	4.2	U	3.8	U	3.8	U	3.6	U	4.5	U	4.7	U	4.2	U	3.8	U	3.8	U	3.56	U	NA		4.32	U	NA	
Trichlorofluoromethane	µg/Kg	NS	NS	NS	4.5	U	4.2	U	3.8	U	3.8	U	3.6	U	4.5	U	4.7	U	4.2	U	3.8	U	3.8	U	3.56	U	NA		4.32	U	NA	
Semivolatile Organic Compounds																																
2-Methylnaphthalene	µg/Kg	NS	NS	NS	NA		3700	U	NA		3800	U	NA		970	U	1100	U	1000	U	1000	U	210	U	340	U	NA		349	U	NA	
3&4-Methylphenol (m+p Cresol)	µg/Kg	330[4]	100,000	330[4]	NA		NA		NA		NA		NA		NA		NA		NA		NA		NA		340	U	NA		349	U	NA	
4-Methylphenol (p-Cresol)	µg/Kg	330[4]	100,000 a	330[4]	NA		7200	U	NA		7500	U	NA		970	U	1100	U	1000	U	1000	U	400	U	NA		NA		NA		NA	
Acenaphthene	µg/Kg	20000	100,000 a[5]	98,000	NA		3700	U	NA		3800	U	NA		970	U	1100	U	1000	U	1000	U	210	U	340	U	NA		349	U	NA	
Acenaphthylene	µg/Kg	100000	100,000 a	100,000	NA		3700	U	NA		3800	U	NA		970	U	1100	U	1000	U	1000	U	210	U	340	U	NA		349	U	NA	
Anthracene	µg/Kg	100000	100,000 a	100,000	NA		3700	U	NA		3800	U	NA		970	U	1100	U	1000	U	1000	U	210	U	340	U	NA		349	U	NA	
Benzaldehyde	µg/Kg	NS	NS	NS	NA		3700	U	NA		3800	U	NA		970	U	1100	U	1000	U	1000	U	210	U	340	U	NA		349	U	NA	
Benzo(a)anthracene	µg/Kg	1,000	1,000 f[9]	1,000	NA		**400**	J	NA		**930**	J	NA		970	U	1100	U	1000	U	1000	U	210	U	340	U	NA		349	U	NA	
Benzo(a)pyrene	µg/Kg	1,000	1,000 f	1,000	NA		**840**	J	NA		**1300**	J	NA		970	U	1100	U	1000	U	1000	U	210	U	340	U	NA		349	U	NA	
Benzo(b)fluoranthene	µg/Kg	1,000	1,000 f	1,000	NA		3700	U	NA		**1500**	J	NA		970	U	1100	U	1000	U	1000	U	210	U	340	U	NA		349	U	NA	
Benzo(g,h,i)perylene	µg/Kg	100,000	100,000 a	100,000	NA		**720**	J	NA		**990**	J	NA		970	U	1100	U	1000	U	1000	U	210	U	340	U	NA		349	U	NA	
Benzo(K)fluoranthene	µg/Kg	800	3,900	1,700	NA		3700	U	NA		3800	U	NA		970	U	1100	U	1000	U	1000	U	210	U	340	U	NA		349	U	NA	
Carbazole	µg/Kg	NS	NS	NS	NA		3700	U	NA		3800	U	NA		970	U	1100	U	1000	U	1000	U	210	U	340	U	NA		349	U	NA	
Chrysene	µg/Kg	1,000	3,900	1,000	NA		3700	U	NA		**940**	J	NA		970	U	1100	U	1000	U	1000	U	210	U	340	U	NA		349	U	NA	
Dibenzofuran	µg/Kg	7000	59,000	59,000	NA		3700	U	NA		3800	U	NA		970	U	1100	U	1000	U	1000	U	210	U	340	U	NA		349	U	NA	
Fluoranthene	µg/Kg	100,000	100,000 a	100,000	NA		**660**	J	NA		**2000**	J	NA		970	U	1100	U	1000	U	1000	U	210	U	340	U	NA		349	U	NA	
Fluorene	µg/Kg	30000	100,000 a	100,000	NA		3700	U	NA		3800	U	NA		970	U	1100	U	1000	U	1000	U	210	U	340	U	NA		349	U	NA	
Indeno(1,2,3-cd)pyrene	µg/Kg	500	500 f	500	NA		**930**	J	NA		**1200**	J	NA		970	U	1100	U	1000	U	1000	U	210	U	340	U	NA		349	U	NA	
Naphthalene	µg/Kg	12,000	100,000 a	12,000	NA		3700	U	NA		3800	U	NA		970	U	1100	U	1000	U	1000	U	210	U	340	U	NA		349	U	NA	
Phenanthrene	µg/Kg	100,000	100,000 a	100,000	NA		3700	U	NA		**1100**	J	NA		970	U	1100	U	1000	U	1000	U	210	U	340	U	NA		349	U	NA	
Phenol	µg/Kg	330[4]	100,000 a	330[4]	NA		3700	U	NA		3800	U	NA		970	U	1100	U	1000	U	1000	U	210	U	340	U	NA		349	U	NA	
Pyrene	µg/Kg	100,000	100,000 a	100,000	NA		**560**	J	NA		**1600**	J	NA		970	U	1100	U	1000	U	1000	U	210	U	340	U	NA		349	U	NA	
Target Compound List (TCL) Pesticides																																
alpha-BHC (alpha Hexachlorocyclohexane)	µg/Kg	20	480	20	NA		37	U	NA		38	U	NA		1.9	U	4.1	U	41	U	1.9	U	2.0	U	3.39	U	NA		3.46	U	NA	
alpha-Chlordane (cis-Chlordane)	µg/Kg	94	4,200	2,900	NA		37	U	NA		38	U	NA		**1.3**	J	4.1	U	**130**		1.9	U	2.0	U	3.39	U	NA		3.46	U	NA	
beta-BHC (beta Hexachlorocyclohexane)	µg/Kg	36	360	90	NA		37	U	NA		38	U	NA		1.9	U	4.1	U	41	U	1.9	U	2.0	U	3.39	U	NA		3.46	U	NA	
delta-BHC (delta Hexachlorocyclohexane)	µg/Kg	40	100,000 a	250	NA		**13**	J	NA		38	U	NA		1.9	U	4.1	U	41	U	1.9	U	2.0	U	3.39	U	NA		3.46	U	NA	
Dieldrin	µg/Kg	5	200	100	NA		37	U	NA		38	U	NA		1.9	U	4.1	U	41	U	1.9	U	2.0	U	3.39	U	NA		3.46	U	NA	
Endosulfan I	µg/Kg	2,400	24,000	24,000	NA		37	U	NA		38	U	NA		1.9	U	4.1	U	**25**	J	1.9	U	2.0	U	3.39	U	NA		3.46	U	NA	
Endosulfan II	µg/Kg	2,400	24,000	24,000	NA		37	U	NA		38	U	NA		1.9	U	4.1	U	41	U	1.9	U	2.0	U	3.39	U	NA		3.46	U	NA	
Endosulfan Sulfate	µg/Kg	2,400	24,000 i[10]	24,000	NA		37	U	NA		38	U	NA		**0.51**	J	**2.1**	J	41	U	1.9	U	2.0	U	3.39	U	NA		3.46	U	NA	
Endrin Aldehyde	µg/Kg	NS	NS	NS	NA		37	U	NA		38	U	NA		1.9	U	4.1	U	41	U	1.9	U	2.0	U	3.39	U	NA		3.46	U	NA	
Endrin Ketone	µg/Kg	NS	NS	NS	NA		37	U	NA		38	U	NA		**0.71**	J	**2.6**	J	41	U	1.9	U	2.0	U	3.39	U	NA		3.46	U	NA	
Gamma Chlordane (trans-Chlordane)	µg/Kg	NS	NS	NS	NA		37	U	NA		38	U	NA		**0.99**	J	**1.5**	J	**75**		1.9	U	2.0	U	3.39	U	NA		3.46	U	NA	
Heptachlor Epoxide	µg/Kg	NS	NS	NS	NA		37	U	NA		38	U	NA		1.9	U	4.1	U	**44**		1.9	U	2.0	U	3.39	U	NA		3.46	U	NA	
Methoxychlor	µg/Kg	NS	NS	NS	NA		**8.5**	JB	NA		**8.6**	JB	NA		**1.4**	J	4.1	U	41	U	1.9	U	2.0	U	3.39	U	NA		3.46	U	NA	
4,4'-DDD (p,p'-DDD)	µg/Kg	3.3	13,000	13,000	NA		37	U	NA		38	U	NA		**1.3**	J	4.1	U	41	U	1.9	U	2.0	U	3.39	U	NA		3.46	U	NA	
4,4'-DDE (p,p'-DDE)	µg/Kg	3.3	8,900	8,900	NA		37	U	NA		38	U	NA		**2.5**		**78**		**56**		**1.7**	J	**0.57**	J	3.39	U	NA		3.46	U	NA	
4,4'-DDT (p,p'-DDT)	µg/Kg	3.3	7,900	7,900	NA		37	U	NA		38	U	NA		1.9	U	**31**		**23**	J	**1.4**	J	**0.81**	J	3.39	U	NA		3.46	U	NA	
Target Analyte List (TAL) Metals (Total)																																
Aluminum	mg/Kg[2]	NS	NS	NS	NA		**8,820**		NA		**10,900**		NA		**13,200**		**15,600**		**18,100**		**12,500**		**13,000**	^[29]	**15,100**		NA		**15300**		NA	
Arsenic	mg/Kg	13	16 f	16	NA		**4.1**		NA		**4.8**		NA		**4.5**		**4.2**		**5.1**		**3.6**		**4.6**		**6.84**		NA		**6.78**		NA	
Barium	mg/Kg	350	400	400	NA		**75.5**		NA		**79.0**		NA		**80.4**		**99.9**		**115**		**84.2**		**65.6**		**87.6**		NA		**95.3**		NA	
Beryllium	mg/Kg	7.2	72	47	NA		**0.43**		NA		**0.54**		NA		**0.63**		**0.69**		**0.83**		**0.61**		**0.63**		**0.707**		NA		**0.709**		NA	
Cadmium	mg/Kg	2.5	4.3	4.3	NA		**0.23**		NA		**0.26**		NA		**0.28**		**0.33**		**0.31**		**0.24**		0.26	U	**0.267**		NA		**0.185**		NA	
Calcium	mg/Kg	NS	NS	NS	NA		**86,000**		NA		**62,700**		NA		**52,600**		**60,800**		**40,600**		**46,100**	F2[27]	**55,900**	^	**71,300**		NA		**73800**		NA	
Chromium	mg/Kg	1[5]	110 h[11]	19[5]	NA		**13.5**[23]		NA		**16.0**[23]		NA		**17.3**[23]		**22.2**[23]		**24.4**[23]		**16.1**[23]		**16.8**[23]		**19.7**[23]		NA		**20.3**[23]		NA	
Chromium (trivalent)	mg/Kg	30	180	180	NA		**13.5**[24]		NA		**16.0**[24]		NA		**17.3**[24]		**22.2**[24]		**24.4**[24]		**16.1**[24]		**16.8**[24]		**19.7**[24]		NA		**20.3**[24]		NA	
Hexavalent Chromium	mg/Kg	1	110 h	19	NA		2.3	U	NA		2.2	U	NA		2.3	U	2.5	U	2.5	U	2.4	U	2.4	U	1.2	U	NA		1.2	U	NA	
Cobalt	mg/Kg	NS	NS	NS	NA		**5.1**		NA		**6.5**		NA		**9.2**		**8.7**		**11.3**		**12.0**		**8.2**		**9.83**		NA		**10.2**		NA	
Copper	mg/Kg	50	270	270	NA		**15.1**		NA		**15.8**		NA		**22.6**		**18.7**		**18.2**		**19.4**	F1[28]	**15.5**		**21.1**		NA		**19.5**		NA	
Iron	mg/Kg	NS	NS	NS	NA		**12,000**		NA		**14,500**		NA		**18,800**		**20,300**		**22,700**		**16,100**		**18,200**	^	**23,100**		NA		**23300**		NA	
Lead	mg/Kg	63	400	400	NA		**77.7**		NA		**57.5**		NA		**18.6**		**18.8**		**23.7**		**24.9**	F1	**9.4**		**7.96**		NA		**7.19**		NA	
Magnesium	mg/Kg	NS	NS	NS	NA		**45,800**		NA		**18,700**		NA		**18,600**		**18,600**		**13,300**		**15,900**	F2	**17,000**		**15,200**		NA		**14200**		NA	
Manganese	mg/Kg	1,600	2,000 f	2,000	NA		**355**		NA		**486**		NA		**449**		**456**		**383**		**405**	F2	**366**		**407**		NA		**415**		NA	
Nickel	mg/Kg	30	310	130	NA		**12.4**		NA		**15.8**		NA		**21.9**		**23.2**		**28.6**		**20.9**		**20.6**		**22.1**		NA		**22.7**		NA	
Potassium	mg/Kg	NS	NS	NS	NA		**1,910**		NA		**2,360**		NA		**2,810**		**3,140**		**3,550**		**2,340**	F1	**1,980**		**3,520**		NA		**3420**		NA	
Selenium	mg/Kg	3.9	180	4	NA		4.6	U	NA		4.7	U	NA		4.5	U	5.1	U	4.8	U	4.4	U	5.2	U	**1.68**		NA		0.581	U	NA	
Silver	mg/Kg	2	180	8.3	NA		0.70	U	NA		0.71	U	NA		0.68	U	0.77	U	0.72	U	0.66	U	0.78	U	**0.322**		NA		0.581	U	NA	
Sodium	mg/Kg	NS	NS	NS	NA		**192**		NA		**168**		NA		**330**		**352**		**172**		**175**	F2	**665**		**344**		NA		**343**		NA	
Thallium	mg/Kg	NS	NS	NS	NA		7	U	NA		7.1	U	NA		6.8	U	7.7	U	7.2	U	6.6	U	7.8	U	**3.38**		NA		**3.36**		NA	
Vanadium	mg/Kg	NS	NS	NS	NA		**18.0**		NA		**21.5**		NA		**27.1**		**29.9**		**33.7**		**24.9**		**28.4**		**32.9**		NA		**30.9**		NA	
Zinc	mg/Kg	109	10,000 d[12]	2,480	NA		**82.3**		NA		**92.5**		NA		**84.5**		**83.3**		**78**		**76.8**	F1	**46.7**		**52.5**		NA		**53.8**		NA	
Mercury	mg/Kg	0.18	0.81[13]	0.73	NA		**0.17**		NA		**0.097**		NA		0.021	U	0.025	U	0.024	U	0.023	U	0.023	U	**0.0157**		NA		**0.0151**		NA	
Cyanide, Total	mg/Kg	27	27 h	27	NA		NA		NA		NA		NA		NA		NA		NA		NA		NA		NA		NA		NA		NA	

Created By: JRK
Checked By: SCC

Table 6
Tract II Imported Fill Samples
Detections Only

Parameter	Units	Unrestricted Use Soil Cleanup Objectives	Restricted Use Soil Cleanup Objectives - Restricted Residential Standard[6]	Allowable Constituent Levels for Imported Fill or Soil Restricted Residential[14]	NT-4		NT-5		PORT-TS1		PORT-TS2		PORT-TS3		PORT-TS4		PORT-CF1		PORT-CF2		PORT-CF3		PORT-CF4		PORT-CF5		PORT-CF6		RED-1		RED-2	
					7/15/2015		7/15/2015		9/3/2015		9/3/2015		9/3/2015		9/3/2015		9/3/2015		9/3/2015		9/3/2015		9/3/2015		9/3/2015		9/3/2015		10/6/2015		10/6/2015	
					Result	Qualifier	Result	Qualifier	Result	Qualifier	Result	Qualifier	Result	Qualifier	Result	Qualifier	Result	Qualifier	Result	Qualifier	Result	Qualifier	Result	Qualifier	Result	Qualifier	Result	Qualifier	Result	Qualifier	Result	Qualifier
Volatile Organic Compounds																																
1,2,4-Trichlorobenzene	µg/Kg[1]	NS[3]	NS	NS	9.97	U	11.8	U	4.8	U	4.1	U	4.1	U	4.4	U	4.0	U	4.0	U	4.3	U	5.6	U	4.2	U	4.3	U	3.97	U	11.5	U
Acetone	µg/Kg	50	100,000 b[7]	50	30.1		35.5		49		48		34		55		20	U	6.6	J	21	U	28	U	21	U	22	U	19.9	U	23.1	U
Methyl Ethyl Ketone (2-Butanone, MEK)	µg/Kg	120	100,000 a	120	19.9	U	23.6	U	23	J	31		5.9	J	11	J	20	U	20	U	21	U	28	U	21	U	22	U	19.9	U	23.1	U
Styrene	µg/Kg	NS	NS	NS	9.97	U	11.8	U	4.8	U	4.1	U	4.1	U	4.4	U	4.0	U	4.0	U	4.3	U	5.6	U	4.2	U	4.3	U	9.93	U	11.5	U
Toluene	µg/Kg	700	100,000 a	700	3.99	U	4.71	U	93		57		4.1	U	0.40	J	4.0	U	4.0	U	4.3	U	5.6	U	4.2	U	4.3	U	3.97	U	4.62	U
Trichlorofluoromethane	µg/Kg	NS	NS	NS	3.99	U	4.71	U	4.8	U	4.1	U	4.1	U	4.4	U	4.0	U	4.0	U	4.3	U	5.6	U	4.2	U	4.3	U	3.97	U	4.62	U
Semivolatile Organic Compounds																																
2-Methylnaphthalene	µg/Kg	NS	NS	NS	341	U	338	U	210	U	190	U	200	U	1000	U	200	U	210	U	210	U	210	U	210	U	210	U	321	U	369	U
3&4-Methylphenol (m+p Cresol)	µg/Kg	330[4]	100,000	330[4]	341	U	338	U	NA		NA		NA		NA		NA		NA		NA		NA		NA		NA		321	U	369	U
4-Methylphenol (p-Cresol)	µg/Kg	330[4]	100,000 a	330[4]	NA		NA		110	J	380		390	U	2000	U	390	U	400	U	410	U	410	U	400	U	410	U	NA		NA	
Acenaphthene	µg/Kg	20000	100,000 a[5]	98,000	341	U	338	U	210	U	190	U	200	U	1000	U	200	U	210	U	210	U	210	U	210	U	210	U	321	U	369	U
Acenaphthylene	µg/Kg	100000	100,000 a	100,000	341	U	338	U	210	U	190	U	200	U	1000	U	200	U	210	U	210	U	210	U	210	U	210	U	321	U	369	U
Anthracene	µg/Kg	100000	100,000 a	100,000	341	U	338	U	210	U	190	U	200	U	1000	U	200	U	210	U	210	U	210	U	210	U	210	U	321	U	369	U
Benzaldehyde	µg/Kg	NS	NS	NS	341	U	338	U	210	U	190	U	200	U	1000	U	200	U	210	U	210	U	210	U	210	U	210	U	321	U	369	U
Benzo(a)anthracene	µg/Kg	1,000	1,000 f[9]	1,000	341	U	338	U	77	J	110	J	66	J	1000	U	200	U	210	U	210	U	210	U	210	U	210	U	321	U	369	U
Benzo(a)pyrene	µg/Kg	1,000	1,000 f	1,000	341	U	338	U	84	J	120	J	83	J	170	J	200	U	210	U	210	U	210	U	210	U	210	U	321	U	369	U
Benzo(b)fluoranthene	µg/Kg	1,000	1,000 f	1,000	341	U	338	U	96	J	140	J	90	J	190	J	200	U	210	U	210	U	210	U	210	U	210	U	321	U	369	U
Benzo(g,h,i)perylene	µg/Kg	100,000	100,000 a	100,000	341	U	338	U	110	J	130	J	97	J	260	J	200	U	210	U	210	U	210	U	210	U	210	U	321	U	369	U
Benzo(K)fluoranthene	µg/Kg	800	3,900	1,700	341	U	338	U	63	J	68	J	39	J	1000	U	200	U	210	U	210	U	210	U	210	U	210	U	321	U	369	U
Carbazole	µg/Kg	NS	NS	NS	341	U	338	U	210	U	190	U	200	U	1000	U	200	U	210	U	210	U	210	U	210	U	210	U	321	U	369	U
Chrysene	µg/Kg	1,000	3,900	1,000	341	U	338	U	93	J	120	J	75	J	1000	U	200	U	210	U	210	U	210	U	210	U	210	U	321	U	369	U
Dibenzofuran	µg/Kg	7000	59,000	59,000	341	U	338	U	210	U	190	U	200	U	1000	U	200	U	210	U	210	U	210	U	210	U	210	U	321	U	369	U
Fluoranthene	µg/Kg	100,000	100,000 a	100,000	341	U	338	U	120	J	160	J	100	J	250	J	200	U	210	U	210	U	210	U	210	U	210	U	321	U	369	U
Fluorene	µg/Kg	30000	100,000 a	100,000	341	U	338	U	210	U	190	U	200	U	1000	U	200	U	210	U	210	U	210	U	210	U	210	U	321	U	369	U
Indeno(1,2,3-cd)pyrene	µg/Kg	500	500 f	500	341	U	338	U	89	J	110	J	79	J	190	J	200	U	210	U	210	U	210	U	210	U	210	U	321	U	369	U
Naphthalene	µg/Kg	12,000	100,000 a	12,000	341	U	338	U	210	U	190	U	200	U	1000	U	200	U	210	U	210	U	210	U	210	U	210	U	321	U	369	U
Phenanthrene	µg/Kg	100,000	100,000 a	100,000	341	U	338	U	100	J	120	J	94	J	170	J	200	U	210	U	210	U	210	U	210	U	210	U	321	U	369	U
Phenol	µg/Kg	330[4]	100,000 a	330[4]	341	U	338	U	210	U	190	U	200	U	1000	U	200	U	210	U	210	U	210	U	210	U	210	U	321	U	369	U
Pyrene	µg/Kg	100,000	100,000 a	100,000	341	U	338	U	140	J	160	J	110	J	190	J	200	U	210	U	210	U	210	U	210	U	210	U	321	U	369	U
Target Compound List (TCL) Pesticides																																
alpha-BHC (alpha Hexachlorocyclohexane)	µg/Kg	20	480	20	3.43	U	3.47	U	2.1	U	9.5	U	9.8	U	20	U	2.0	U	2.0	U	2.1	U	2.1	U	2.0	U	2.1	U	3.21	U	3.90	U
alpha-Chlordane (cis-Chlordane)	µg/Kg	94	4,200	2,900	3.43	U	3.47	U	2.1	U	9.5	U	9.8	U	20	U	2.0	U	2.0	U	2.1	U	2.1	U	2.0	U	2.1	U	3.18	J	3.90	U
beta-BHC (beta Hexachlorocyclohexane)	µg/Kg	36	360	90	3.43	U	3.47	U	0.59	J	9.5	U	9.8	U	20	U	0.64	J	2.0	U	2.1	U	2.1	U	2.0	U	2.1	U	3.21	U	3.90	U
delta-BHC (delta Hexachlorocyclohexane)	µg/Kg	40	100,000 a	250	3.43	U	3.47	U	1.1	JB	9.5	U	9.8	U	20	U	0.92	JB	0.94	JB	0.95	JB	2.1	U	2.0	U	2.1	U	3.21	U	3.90	U
Dieldrin	µg/Kg	5	200	100	3.43	U	3.47	U	2.1	U	9.5	U	9.8	U	20	U	2.0	U	2.0	U	2.1	U	2.1	U	2.0	U	2.1	U	2.21	J	3.90	U
Endosulfan I	µg/Kg	2,400	24,000	24,000	3.43	U	3.47	U	2.1	U	9.5	U	9.8	U	20	U	2.0	U	2.0	U	2.1	U	2.1	U	2.0	U	2.1	U	3.21	U	3.90	U
Endosulfan II	µg/Kg	2,400	24,000	24,000	3.43	U	3.47	U	2.1	U	9.5	U	9.8	U	20	U	2.0	U	2.0	U	2.1	U	2.1	U	2.0	U	2.1	U	3.21	U	3.90	U
Endosulfan Sulfate	µg/Kg	2,400	24,000 i[10]	24,000	3.43	U	3.47	U	2.1	U	9.5	U	9.8	U	20	U	0.40	J	2.0	U	2.1	U	2.1	U	2.0	U	2.1	U	3.31		3.90	U
Endrin Aldehyde	µg/Kg	NS	NS	NS	3.43	U	3.47	U	2.1	U	9.5	U	9.8	U	20	U	2.0	U	2.0	U	2.1	U	2.1	U	2.0	U	2.1	U	3.21	U	3.90	U
Endrin Ketone	µg/Kg	NS	NS	NS	3.43	U	3.47	U	2.1	U	9.5	U	9.8	U	20	U	2.0	U	2.0	U	2.1	U	2.1	U	2.0	U	2.1	U	3.21	U	3.90	U
Gamma Chlordane (trans-Chlordane)	µg/Kg	NS	NS	NS	3.43	U	3.47	U	2.1	U	9.5	U	9.8	U	20	U	2.0	U	2.0	U	2.1	U	0.76	JB	2.0	U	0.69	JB	3.21	U	3.90	U
Heptachlor Epoxide	µg/Kg	NS	NS	NS	3.43	U	3.47	U	2.1	U	9.5	U	9.8	U	20	U	2.0	U	2.0	U	2.1	U	2.1	U	2.0	U	2.1	U	3.21	U	3.90	U
Methoxychlor	µg/Kg	NS	NS	NS	3.43	U	3.47	U	2.1	U	9.5	U	9.8	U	20	U	2.0	U	2.0	U	2.1	U	2.1	U	2.0	U	2.1	U	6.47		3.90	U
4,4'-DDD (p,p'-DDD)	µg/Kg	3.3	13,000	13,000	3.43	U	3.47	U	2.1	U	9.5	U	9.8	U	20	U	2.0	U	2.0	U	2.1	U	2.1	U	2.0	U	2.1	U	3.21	U	3.90	U
4,4'-DDE (p,p'-DDE)	µg/Kg	3.3	8,900	8,900	3.43	U	3.47	U	2.1	U	9.5	U	9.8	U	20	U	2.0	U	2.0	U	2.1	U	2.1	U	2.0	U	2.1	U	3.21	U	3.90	U
4,4'-DDT (p,p'-DDT)	µg/Kg	3.3	7,900	7,900	3.43	U	3.47	U	2.1	U	9.5	U	9.8	U	20	U	2.0	U	2.0	U	2.1	U	2.1	U	2.0	U	2.1	U	2.15	J	3.90	U
Target Analyte List (TAL) Metals (Total)																																
Aluminum	mg/Kg[2]	NS	NS	NS	12,300		12,700		19,100		20,700		19,300		20,100		22,700		22,900		25,800		22,000		22,000		20,500		NA		NA	
Arsenic	mg/Kg	13	16 f	16	6.04		7.00		7.60		5.1		7.0		6.8		4.7		4		6.1		5.6		5.4		4.30		3.11		2.29	D[30]
Barium	mg/Kg	350	400	400	74.5		78.4		105		108		104		120		132		95.1		137		150		138		106		95.1		116	
Beryllium	mg/Kg	7.2	72	47	0.578		0.631		0.99		0.94		0.92		0.98		1		1		1.3		1		1		0.95		0.588		0.825	
Cadmium	mg/Kg	2.5	4.3	4.3	0.193		0.194		0.27		0.23		0.67		0.42		0.24	U	0.25	U	0.24	U	0.30		0.23	U	0.24	U	0.272	U	0.335	U M[31]
Calcium	mg/Kg	NS	NS	NS	77,900		68,700		2,730		2,660		3,620		4,240		36,500		35,200		8,240		45,800		32,700		25,900.0		NA		NA	
Chromium	mg/Kg	1[5]	110 h[11]	19[5]	16.8		17.7		36.5	[23]	36.4	[23]	34.9	[23]	36.7	[23]	27.8	[23]	28.9	[23]	31.8	[23]	28.2	[23]	27.5	[23]	25.9	[23]	20.3	[23]	25.7	
Chromium (trivalent)	mg/Kg	30	180	180	NA		NA		36.5	[24]	36.4	[24]	34.9	[24]	36.7	[24]	27.8	[24]	28.9	[24]	31.8	[24]	28.2	[24]	27.5	[24]	25.9	[24]	20.3	[24]	NA	
Hexavalent Chromium	mg/Kg	1	110 h	19	NA		NA		2.5	U	2.2	U	2.3	U	2.4	U	2.5	U	2.5	U	2.5	U	2.5	U	2.5	U	2.5	U	0.92	U	NA	
Cobalt	mg/Kg	NS	NS	NS	8.39		9.07		23.9		16.8		20.2		26.3		14.7		13		18.3		14.9		16.1		14.9		NA		NA	
Copper	mg/Kg	50	270	270	17.2		20.3		19.3		18.2		17.2		20.3		21.5		18.6		23.4		22.8		22.7		18.9		19.4		24.7	
Iron	mg/Kg	NS	NS	NS	19,000		22,000		30,800		27,900		34,600		29,100		27,700		28,500		34,500		28,900		28,300		27,800		NA		NA	
Lead	mg/Kg	63	400	400	6.96		7.20		35.0		25.4		31.4		33.8		12.3		10		14.9		12.5		15.3		12.9		305		10.4	M
Magnesium	mg/Kg	NS	NS	NS	14,200		14,300		4,590		5,160		4,570		5,400		12,200		14,300		9,520		14,300		12,400		10,600		NA		NA	
Manganese	mg/Kg	1,600	2,000 f	2,000	392		384		746		737		769		1,300		546		394		626		557		493		528		495		563	
Nickel	mg/Kg	30	310	130	18.9		20.8		28.5		31.6		25.3		32.6		34.7		33.3		42.3		35.9		35.1		31.4		18.3		28.7	
Potassium	mg/Kg	NS	NS	NS	2,590		2,440		2,570		2,720		2,400		2,770		4,810		5,060		4,330		4,650		4,110		3,380		NA		NA	
Selenium	mg/Kg	3.9	180	4	1.18		0.604	U	4.7	U	4.4	U	4.9	U	4.7	U	4.7	U	4.9	U	4.8	U	5	U	4.6	U	4.8	U	0.544	U	0.670	U M
Silver	mg/Kg	2	180	8.3	0.600	U	0.604	U	0.70	U	0.66	U	0.73	U	0.71	U	0.71	U	0.74	U	0.72	U	0.75	U	0.69	U	0.73	U	0.544	U	0.670	U
Sodium	mg/Kg	NS	NS	NS	276		293		164	U	155	U	171	U	166	U	195		214		168	U	208		176		170	U	NA		NA	
Thallium	mg/Kg	NS	NS	NS	3.02		2.33		7	U	6.6	U	7.3	U	7.1	U	7.1	U	7.4	U	7.2	U	7.5	U	6.9	U	7.3	U	NA		NA	
Vanadium	mg/Kg	NS	NS	NS	26.0		27.8		43		41.3		42.6		43.3		41.5		41.4		48.1		41.8		40.5		38.6		NA		NA	
Zinc	mg/Kg	109	10,000 d[12]	2,480	45.3		51.0		82.1		77.9		303		86.1		60.4		58.6		66.9		104		63.8		61.7		98.2		65.1	
Mercury	mg/Kg	0.18	0.81[13]	0.73	0.0123		0.0149		0.21		0.20		0.21		0.24		0.023	U	0.023	U	0.025	U	0.024	U	0.025	U	0.024	U	0.157	D M	0.0135	
Cyanide, Total	mg/Kg	27	27 h	27	NA		NA		NA		NA		NA		NA		NA		NA		NA		NA		NA		NA		NA		NA	

Created By: JRK
Checked By: SCC

Table 6
Tract II Imported Fill Samples
Detections Only

Parameter	Units	Unrestricted Use Soil Cleanup Objectives	Restricted Use Soil Cleanup Objectives - Restricted Residential Standard[6]	Allowable Constituent Levels for Imported Fill or Soil Restricted Residential[14]	PORT-TS1 9/3/2015 Result	Qualifier	PORT-TS2 9/3/2015 Result	Qualifier	PORT-TS3 9/3/2015 Result	Qualifier	PORT-TS4 9/3/2015 Result	Qualifier	PORT-CF1 9/3/2015 Result	Qualifier	PORT-CF2 9/3/2015 Result	Qualifier	PORT-CF3 9/3/2015 Result	Qualifier	PORT-CF4 9/3/2015 Result	Qualifier	PORT-CF5 9/3/2015 Result	Qualifier	PORT-CF6 9/3/2015 Result	Qualifier	CT-TS1 12/28/2015 Result	Qualifier	CT-TS2 12/28/2015 Result	Qualifier	CT-TS3 12/28/2015 Result	Qualifier	CT-TS4 12/28/2015 Result	Qualifier
Volatile Organic Compounds																																
1,2,4-Trichlorobenzene	µg/Kg[1]	NS[3]	NS	NS	4.8	U	4.1	U	4.1	U	4.4	U	4.0	U	4.0	U	4.3	U	5.6	U	4.2	U	4.3	U	NA		NA		NA		NA	
Acetone	µg/Kg	50	100,000 b[7]	50	49		48		34		55		20	U	6.6	J	21	U	28	U	21	U	22	U	2.19	U	2.39	U	27.3	U	25.7	U
Methyl Ethyl Ketone (2-Butanone, MEK)	µg/Kg	120	100,000 a	120	23	J	31		5.9	J	11	J	20	U	20	U	21	U	28	U	21	U	22	U	2.19	U	2.39	U	27.3	U	25.7	U
Styrene	µg/Kg	NS	NS	NS	4.8	U	4.1	U	4.1	U	4.4	U	4.0	U	4.0	U	4.3	U	5.6	U	4.2	U	4.3	U	NA		NA		NA		NA	
Toluene	µg/Kg	700	100,000 a	700	93		57		4.1	U	0.40	J	4.0	U	4.0	U	4.3	U	5.6	U	4.2	U	4.3	U	4.39	U	4.77	U	5.46	U	5.13	U
Trichlorofluoromethane	µg/Kg	NS	NS	NS	4.8	U	4.1	U	4.1	U	4.4	U	4.0	U	4.0	U	4.3	U	5.6	U	4.2	U	4.3	U	NA		NA		NA		NA	
Semivolatile Organic Compounds																																
2-Methylnaphthalene	µg/Kg	NS	NS	NS	210	U	190	U	200	U	1000	U	200	U	210	U	210	U	210	U	210	U	210	U	NA		NA		NA		NA	
3&4-Methylphenol (m+p Cresol)	µg/Kg	330[4]	100,000	330[4]	NA		NA		NA		NA		NA		NA		NA		NA		NA		NA		404	U	400	U	453	U	405	U
4-Methylphenol (p-Cresol)	µg/Kg	330[4]	100,000 a	330[4]	110	J	380		390	U	2000	U	390	U	400	U	410	U	410	U	400	U	410	U	NA		NA		NA		NA	
Acenaphthene	µg/Kg	20000	100,000 a[5]	98,000	210	U	190	U	200	U	1000	U	200	U	210	U	210	U	210	U	210	U	210	U	404	U	400	U	453	U	405	U
Acenaphthylene	µg/Kg	100000	100,000 a	100,000	210	U	190	U	200	U	1000	U	200	U	210	U	210	U	210	U	210	U	210	U	404	U	400	U	453	U	405	U
Anthracene	µg/Kg	100000	100,000 a	100,000	210	U	190	U	200	U	1000	U	200	U	210	U	210	U	210	U	210	U	210	U	404	U	400	U	453	U	405	U
Benzaldehyde	µg/Kg	NS	NS	NS	210	U	190	U	200	U	1000	U	200	U	210	U	210	U	210	U	210	U	210	U	NA		NA		NA		NA	
Benzo(a)anthracene	µg/Kg	1,000	1,000 f[9]	1,000	77	J	110	J	66	J	1000	U	200	U	210	U	210	U	210	U	210	U	210	U	404	U	400	U	453	U	405	U
Benzo(a)pyrene	µg/Kg	1,000	1,000 f	1,000	84	J	120	J	83	J	170	J	200	U	210	U	210	U	210	U	210	U	210	U	404	U	400	U	453	U	405	U
Benzo(b)fluoranthene	µg/Kg	1,000	1,000 f	1,000	96	J	140	J	90	J	190	J	200	U	210	U	210	U	210	U	210	U	210	U	404	U	400	U	453	U	405	U
Benzo(g,h,i)perylene	µg/Kg	100,000	100,000 a	100,000	110	J	130	J	97	J	260	J	200	U	210	U	210	U	210	U	210	U	210	U	404	U	400	U	453	U	405	U
Benzo(K)fluoranthene	µg/Kg	800	3,900	1,700	63	J	68	J	39	J	1000	U	200	U	210	U	210	U	210	U	210	U	210	U	404	U	400	U	453	U	405	U
Carbazole	µg/Kg	NS	NS	NS	210	U	190	U	200	U	1000	U	200	U	210	U	210	U	210	U	210	U	210	U	NA		NA		NA		NA	
Chrysene	µg/Kg	1,000	3,900	1,000	93	J	120	J	75	J	1000	U	200	U	210	U	210	U	210	U	210	U	210	U	404	U	400	U	453	U	405	U
Dibenzofuran	µg/Kg	7000	59,000	59,000	210	U	190	U	200	U	1000	U	200	U	210	U	210	U	210	U	210	U	210	U	404	U	400	U	453	U	405	U
Fluoranthene	µg/Kg	100,000	100,000 a	100,000	120	J	160	J	100	J	250	J	200	U	210	U	210	U	210	U	210	U	210	U	404	U	400	U	453	U	405	U
Fluorene	µg/Kg	30000	100,000 a	100,000	210	U	190	U	200	U	1000	U	200	U	210	U	210	U	210	U	210	U	210	U	404	U	400	U	453	U	405	U
Indeno(1,2,3-cd)pyrene	µg/Kg	500	500 f	500	89	J	110	J	79	J	190	J	200	U	210	U	210	U	210	U	210	U	210	U	404	U	400	U	453	U	405	U
Naphthalene	µg/Kg	12,000	100,000 a	12,000	210	U	190	U	200	U	1000	U	200	U	210	U	210	U	210	U	210	U	210	U	404	U	400	U	453	U	405	U
Phenanthrene	µg/Kg	100,000	100,000 a	100,000	100	J	120	J	94	J	170	J	200	U	210	U	210	U	210	U	210	U	210	U	404	U	400	U	453	U	405	U
Phenol	µg/Kg	330[4]	100,000 a	330[4]	210	U	190	U	200	U	1000	U	200	U	210	U	210	U	210	U	210	U	210	U	404	U	400	U	453	U	405	U
Pyrene	µg/Kg	100,000	100,000 a	100,000	140	J	160	J	110	J	190	J	200	U	210	U	210	U	210	U	210	U	210	U	404	U	400	U	453	U	405	U
Target Compound List (TCL) Pesticides																																
alpha-BHC (alpha Hexachlorocyclohexane)	µg/Kg	20	480	20	2.1	U	9.5	U	9.8	U	20	U	2.0	U	2.0	U	2.1	U	2.1	U	2.0	U	2.1	U	4.05	U	4.05	U	3.96	U	4.03	U
alpha-Chlordane (cis-Chlordane)	µg/Kg	94	4,200	2,900	2.1	U	9.5	U	9.8	U	20	U	2.0	U	2.0	U	2.1	U	2.1	U	2.0	U	2.1	U	4.05	U	4.05	U	3.96	U	4.03	U
beta-BHC (beta Hexachlorocyclohexane)	µg/Kg	36	360	90	0.59	J	9.5	U	9.8	U	20	U	0.64	J	2.0	U	2.1	U	2.1	U	2.0	U	2.1	U	4.05	U	4.05	U	3.96	U	4.03	U
delta-BHC (delta Hexachlorocyclohexane)	µg/Kg	40	100,000 a	250	1.1	JB	9.5	U	9.8	U	20	U	0.92	JB	0.94	JB	0.95	JB	2.1	U	2.0	U	2.1	U	4.05	U	4.05	U	3.96	U	4.03	U
Dieldrin	µg/Kg	5	200	100	2.1	U	9.5	U	9.8	U	20	U	2.0	U	2.0	U	2.1	U	2.1	U	2.0	U	2.1	U	3.16	J	3.14	J	3.96	U	2.17	J
Endosulfan I	µg/Kg	2,400	24,000	24,000	2.1	U	9.5	U	9.8	U	20	U	2.0	U	2.0	U	2.1	U	2.1	U	2.0	U	2.1	U	4.05	U	4.05	U	3.96	U	4.03	U
Endosulfan II	µg/Kg	2,400	24,000	24,000	2.1	U	9.5	U	9.8	U	20	U	2.0	U	2.0	U	2.1	U	2.1	U	2.0	U	2.1	U	4.05	U	4.05	U	3.96	U	4.03	U
Endosulfan Sulfate	µg/Kg	2,400	24,000 i[10]	24,000	2.1	U	9.5	U	9.8	U	20	U	0.40	J	2.0	U	2.1	U	2.1	U	2.0	U	2.1	U	9.59		4.05	U	3.96	U	4.65	
Endrin Aldehyde	µg/Kg	NS	NS	NS	2.1	U	9.5	U	9.8	U	20	U	2.0	U	2.0	U	2.1	U	2.1	U	2.0	U	2.1	U	NA		NA		NA		NA	
Endrin Ketone	µg/Kg	NS	NS	NS	2.1	U	9.5	U	9.8	U	20	U	2.0	U	2.0	U	2.1	U	2.1	U	2.0	U	2.1	U	NA		NA		NA		NA	
Gamma Chlordane (trans-Chlordane)	µg/Kg	NS	NS	NS	2.1	U	9.5	U	9.8	U	20	U	2.0	U	2.0	U	2.1	U	0.76	JB	2.0	U	0.69	JB	NA		NA		NA		NA	
Heptachlor Epoxide	µg/Kg	NS	NS	NS	2.1	U	9.5	U	9.8	U	20	U	2.0	U	2.0	U	2.1	U	2.1	U	2.0	U	2.1	U	NA		NA		NA		NA	
Methoxychlor	µg/Kg	NS	NS	NS	2.1	U	9.5	U	9.8	U	20	U	2.0	U	2.0	U	2.1	U	2.1	U	2.0	U	2.1	U	NA		NA		NA		NA	
4,4'-DDD (p,p'-DDD)	µg/Kg	3.3	13,000	13,000	2.1	U	9.5	U	9.8	U	20	U	2.0	U	2.0	U	2.1	U	2.1	U	2.0	U	2.1	U	4.05	U	4.05	U	2.2	JP[32]	4.03	U
4,4'-DDE (p,p'-DDE)	µg/Kg	3.3	8,900	8,900	2.1	U	9.5	U	9.8	U	20	U	2.0	U	2.0	U	2.1	U	2.1	U	2.0	U	2.1	U	4.05	U	4.05	U	3.96	U	4.03	U
4,4'-DDT (p,p'-DDT)	µg/Kg	3.3	7,900	7,900	2.1	U	9.5	U	9.8	U	20	U	2.0	U	2.0	U	2.1	U	2.1	U	2.0	U	2.1	U	4.05	U	4.05	U	3.96	U	4.03	U
Target Analyte List (TAL) Metals (Total)																																
Aluminum	mg/Kg[2]	NS	NS	NS	19,100		20,700		19,300		20,100		22,700		22,900		25,800		22,000		22,000		20,500		NA		NA		NA		NA	
Arsenic	mg/Kg	13	16 f	16	7.60		5.1		7.0		6.8		4.7		4		6.1		5.6		5.4		4.30		11.7		5.18		3.90		11.7	
Barium	mg/Kg	350	400	400	105		108		104		120		132		95.1		137		150		138		106		188		87.8		147		155	
Beryllium	mg/Kg	7.2	72	47	0.99		0.94		0.92		0.98		1		1		1.3		1		1		0.95		1.53		0.698		0.865		1.44	
Cadmium	mg/Kg	2.5	4.3	4.3	0.27		0.23		0.67		0.42		0.24	U	0.25	U	0.24	U	0.30		0.23	U	0.24	U	1.05		0.648		0.656		1.28	
Calcium	mg/Kg	NS	NS	NS	2,730		2,660		3,620		4,240		36,500		35,200		8,240		45,800		32,700		25,900		NA		NA		NA		NA	
Chromium	mg/Kg	1[5]	110 h[11]	19[5]	36.5	[23]	36.4	[23]	34.9	[23]	36.7	[23]	27.8	[23]	28.9	[23]	31.8	[23]	28.2	[23]	27.5	[23]	25.9	[23]	35.1		21.2		24.9		37.0	
Chromium (trivalent)	mg/Kg	30	180	180	36.5	[24]	36.4	[24]	34.9	[24]	34.3	[24]	27.8	[24]	28.9	[24]	31.8	[24]	28.2	[24]	27.5	[24]	25.9	[24]	NA		NA		NA		NA	
Hexavalent Chromium	mg/Kg	1	110 h	19	2.5	U	2.2	U	2.3	U	2.4	U	2.5	U	2.5	U	2.5	U	2.5	U	2.5	U	2.5	U	NA		NA		NA		NA	
Cobalt	mg/Kg	NS	NS	NS	23.9		16.8		20.2		26.3		14.7		13		18.3		14.9		16.1		14.9		NA		NA		NA		NA	
Copper	mg/Kg	50	270	270	19.3		18.2		17.2		20.3		21.5		18.6		23.4		22.8		22.7		18.9		14.1		12.6		18.7		16.3	
Iron	mg/Kg	NS	NS	NS	30,800		27,900		34,600		29,100		27,700		28,500		34,500		28,900		28,300		27,800		NA		NA		NA		NA	
Lead	mg/Kg	63	400	400	35.0		25.4		31.4		33.8		12.3		10		14.9		12.5		15.3		12.9		23.8		24.9		31.2		25.2	
Magnesium	mg/Kg	NS	NS	NS	4,590		5,160		4,570		5,400		12,200		14,300		9,520		14,300		12,400		10,600		NA		NA		NA		NA	
Manganese	mg/Kg	1,600	2,000 f	2,000	746		737		769		1,300		546		394		626		557		493		528		6,980		733		194		4,800	
Nickel	mg/Kg	30	310	130	28.5		31.6		25.3		32.6		34.7		33.3		42.3		35.9		35.1		31.4		28.9		26.3		27.2		28.4	
Potassium	mg/Kg	NS	NS	NS	2,570		2,720		2,400		2,770		4,810		5,060		4,330		4,650		4,110		3,380		NA		NA		NA		NA	
Selenium	mg/Kg	3.9	180	4	4.7	U	4.4	U	4.9	U	4.7	U	4.7	U	4.9	U	4.8	U	5	U	4.6	U	4.8	U	6.76		0.614	J	0.737	U	3.91	
Silver	mg/Kg	2	180	8.3	0.70	U	0.66	U	0.73	U	0.71	U	0.71	U	0.74	U	0.72	U	0.75	U	0.69	U	0.73	U	2.99		0.672	J	0.737	U	4.89	
Sodium	mg/Kg	NS	NS	NS	164	U	155	U	171	U	166	U	195		214		168	U	208		176		170	U	NA		NA		NA		NA	
Thallium	mg/Kg	NS	NS	NS	7	U	6.6	U	7.3	U	7.1	U	7.1	U	7.4	U	7.2	U	7.5	U	6.9	U	7.3	U	NA		NA		NA		NA	
Vanadium	mg/Kg	NS	NS	NS	43		41.3		42.6		43.3		41.5		41.4		48.1		41.8		40.5		38.6		NA		NA		NA		NA	
Zinc	mg/Kg	109	10,000 d[12]	2,480	82.1		77.9		303		86.1		60.4		58.6		66.9		104		63.8		61.7		150		85.8		82.3		140	
Mercury	mg/Kg	0.18	0.81[13]	0.73	0.21		0.20		0.21		0.24		0.023	U	0.023	U	0.025	U	0.024	U	0.025	U	0.024	U	0.0818		0.0699		0.110		0.0776	
Cyanide, Total	mg/Kg	27	27 h	27	NA		NA		NA		NA		NA		NA		NA		NA		NA		NA		0.371	J	0.433	J	0.349	MJ	0.551	

Created By: JRK
Checked By: SCC

Table 6
Tract II Imported Fill Samples
Detections Only

Parameter	Units	Unrestricted Use Soil Cleanup Objectives	Restricted Use Soil Cleanup Objectives - Restricted Residential Standard[6]	Allowable Constituent Levels for Imported Fill or Soil Restricted Residential[14]	CT-TS5 12/30/2015 Result	Qualifier	CT-TS6 12/30/2015 Result	Qualifier	CT-TS7 12/30/2015 Result	Qualifier	ROSS-1 7/29/2016 Result	Qualifier	ROSS-2 8/10/2016 Result	Qualifier	ROSS-3 8/10/2016 Result	Qualifier	ROSS-4 8/10/2016 Result	Qualifier	ROSS-5 8/10/2016 Result	Qualifier	ROSS-6 8/10/2016 Result	Qualifier	TUL-CF1 7/6/2016 Result	Qualifier	TUL-CF2 7/6/2016 Result	Qualifier	TUL-CF3 7/6/2016 Result	Qualifier	TUL-CF4 7/6/2016 Result	Qualifier	TUL-CF5 7/6/2016 Result	Qualifier
Volatile Organic Compounds																																
1,2,4-Trichlorobenzene	µg/Kg[1]	NS[3]	NS	NS	NA		NA		NA		4.9	U	1.0	J	3.6	U	4.1	U	5.1	U	3.7	U	NA		NA		NA		NA		4.1	U
Acetone	µg/Kg	50	100,000 b[7]	50	294		2,920		26	U	25	U	24	U	18	U	20	U	25	U	18	U	NA		NA		NA		NA		21	U
Methyl Ethyl Ketone (2-Butanone, MEK)	µg/Kg	120	100,000 a	120	172		1,180		26	U	25	U	24	U*	18	U*	20	U*	25	U*	18	U*	NA		NA		NA		NA		21	U *
Styrene	µg/Kg	NS	NS	NS	NA		NA		NA		4.9	U	4.9	U	3.6	U	4.1	U	5.1	U	3.7	U	NA		NA		NA		NA		4.1	U
Toluene	µg/Kg	700	100,000 a	700	3.69	U	59.9	U	5.19	U	4.9	U	4.9	U	3.6	U	4.1	U	5.1	U	3.7	U	NA		NA		NA		NA		4.1	U
Trichlorofluoromethane	µg/Kg	NS	NS	NS	NA		NA		NA		4.9	U	4.9	U	3.6	U	4.1	U	5.1	U	3.7	U	NA		NA		NA		NA		4.1	U
Semivolatile Organic Compounds																																
2-Methylnaphthalene	µg/Kg	NS	NS	NS	NA		NA		NA		1000	U	940	U	950	U	NA		NA		NA		950	U	190	U	920	U	1800	U	NA	
3&4-Methylphenol (m+p Cresol)	µg/Kg	330[4]	100,000	330[4]	1480		1010		NA		NA		NA		NA		NA		NA		NA		NA		NA		NA		NA		NA	
4-Methylphenol (p-Cresol)	µg/Kg	330[4]	100,000 a	330[4]	NA		NA		NA		2000	U	1800	U	1800	U	NA		NA		NA		1800	U	370	U	1800	U	3600	U	NA	
Acenaphthene	µg/Kg	20000	100,000 a[5]	98,000	364	U	399	U	NA		1000	U	940	U	950	U	NA		NA		NA		950	U	69	J	920	U	1800	U	NA	
Acenaphthylene	µg/Kg	100000	100,000 a	100,000	364	U	399	U	NA		1000	U	940	U	950	U	NA		NA		NA		950	U	66	J	920	U	1800	U	NA	
Anthracene	µg/Kg	100000	100,000 a	100,000	364	U	399	U	NA		1000	U	940	U	950	U	NA		NA		NA		950	U	280		920	U	1800	U	NA	
Benzaldehyde	µg/Kg	NS	NS	NS	NA		NA		NA		1000	U	940	U	950	U	NA		NA		NA		950	U	190	U	920	U	1800	U	NA	
Benzo(a)anthracene	µg/Kg	1,000	1,000 f[6]	1,000	364	U	399	U	NA		220	J	940	U	550	J	NA		NA		NA		630	J	730	F1	370	J	470	J	NA	
Benzo(a)pyrene	µg/Kg	1,000	1,000 f	1,000	364	U	399	U	NA		190	J	940	U	630	J	NA		NA		NA		540	J	620		310	J	410	J	NA	
Benzo(b)fluoranthene	µg/Kg	1,000	1,000 f	1,000	364	U	399	U	NA		340	J K	940	U	880	J	NA		NA		NA		670	J	780	F1	370	J	490	J	NA	
Benzo(g,h,i)perylene	µg/Kg	100,000	100,000 a	100,000	364	U	399	U	NA		130	J	940	U	590	J	NA		NA		NA		350	J	410		220	J	270	J	NA	
Benzo(K)fluoranthene	µg/Kg	800	3,900	1,700	364	U	399	U	NA		1000	U	940	U	140	J	NA		NA		NA		370	J	370		210	J	280	J	NA	
Carbazole	µg/Kg	NS	NS	NS	NA		NA		NA		1000	U	940	U	950	U	NA		NA		NA		950	U	91	J	920	U	1800	U	NA	
Chrysene	µg/Kg	1,000	3,900	1,000	364	U	399	U	NA		1000	U	940	U	710	J	NA		NA		NA		580	J	700	F1	360	J	460	J	NA	
Dibenzofuran	µg/Kg	7000	59,000	59,000	364	U	399	U	NA		1000	U	940	U	950	U	NA		NA		NA		950	U	74	J	920	U	1800	U	NA	
Fluoranthene	µg/Kg	100,000	100,000 a	100,000	364	U	399	U	NA		380	J	140	J	1200		NA		NA		NA		1300		1600	F1	680	J	820	J	NA	
Fluorene	µg/Kg	30000	100,000 a	100,000	364	U	399	U	NA		1000	U	940	U	950	U	NA		NA		NA		950	U	100	J	920	U	1800	U	NA	
Indeno(1,2,3-cd)pyrene	µg/Kg	500	500 f	500	364	U	399	U	NA		120	J	940	U	470	J	NA		NA		NA		310	J	370		190	J	240	J	NA	
Naphthalene	µg/Kg	12,000	100,000 a	12,000	364	U	399	U	NA		1000	U	940	U	950	U	NA		NA		NA		950	U	65	J	920	U	1800	U	NA	
Phenanthrene	µg/Kg	100,000	100,000 a	100,000	364	U	399	U	NA		1000	U	940	U	530	J	NA		NA		NA		860	J	1100	F1	420	J	480	J	NA	
Phenol	µg/Kg	330[4]	100,000 a	330[4]	364	U	399	U	NA		1000	U	940	U	950	U	NA		NA		NA		950	U	190	U	920	U	1800	U	NA	
Pyrene	µg/Kg	100,000	100,000 a	100,000	364	U	399	U	NA		330	J	120	J	960		NA		NA		NA		1100		1300	F1	570	J	710	J	NA	
Target Compound List (TCL) Pesticides																																
alpha-BHC (alpha Hexachlorocyclohexane)	µg/Kg	20	480	20	3.61	U	4.05	U	NA		2.0	U	37	U	37	U	NA		NA		NA		3.8	U	0.87	J B	4.2	J B	4.1	J B	NA	
alpha-Chlordane (cis-Chlordane)	µg/Kg	94	4,200	2,900	3.61	U	4.05	U	NA		2.0	U	37	U	30	J	NA		NA		NA		3.8	U	3.8	U	18	U	18	U	NA	
beta-BHC (beta Hexachlorocyclohexane)	µg/Kg	36	360	90	3.61	U	2.52	J	NA		2.0	U	37	U	37	U	NA		NA		NA		3.8	U	3.8	U	18	U	18	U	NA	
delta-BHC (delta Hexachlorocyclohexane)	µg/Kg	40	100,000 a	250	3.61	U	4.05	U	NA		2.0	U	37	U	37	U	NA		NA		NA		3.8	U	3.8	U	18	U	18	U	NA	
Dieldrin	µg/Kg	5	200	100	2.81	J	8.82		NA		2.0	U	37	U	37	U	NA		NA		NA		3.8	U	3.8	U	18	U	18	U	NA	
Endosulfan I	µg/Kg	2,400	24,000	24,000	3.61	U	4.05	U	NA		2.0	U	37	U	37	U	NA		NA		NA		3.8	U	3.8	U	18	U	18	U	NA	
Endosulfan II	µg/Kg	2,400	24,000	24,000	3.61	U	4.05	U	NA		2.0	U	37	U	37	U	NA		NA		NA		0.87	J	3.8	U	18	U	18	U	NA	
Endosulfan Sulfate	µg/Kg	2,400	24,000 j[10]	24,000	25		7.33	P	NA		2.0	U	37	U	37	U	NA		NA		NA		3.8	U	1.9	J	18	U	18	U	NA	
Endrin Aldehyde	µg/Kg	NS	NS	NS	NA		NA		NA		2.0	U	37	U	37	U	NA		NA		NA		3.8	U	3.8	U	18	U	18	U	NA	
Endrin Ketone	µg/Kg	NS	NS	NS	NA		NA		NA		2.0	U	37	U	37	U	NA		NA		NA		3.8	U	3.8	U	18	U	18	U	NA	
Gamma Chlordane (trans-Chlordane)	µg/Kg	NS	NS	NS	NA		NA		NA		1.6	J	37	U	16	J	NA		NA		NA		3.8	U	3.8	U	18	U	18	U	NA	
Heptachlor Epoxide	µg/Kg	NS	NS	NS	NA		NA		NA		2.0	U	37	U	37	U	NA		NA		NA		3.8	U	3.8	U	18	U	18	U	NA	
Methoxychlor	µg/Kg	NS	NS	NS	NA		NA		NA		2.0	U	37	U	8.1	J	NA		NA		NA		3.8	U	3.8	U	18	U	18	U	NA	
4,4'-DDD (p,p'-DDD)	µg/Kg	3.3	13,000	13,000	3.61	U	4.05	U	NA		2.0	U	37	U	37	U	NA		NA		NA		3.8	U	3.8	U	18	U	18	U	NA	
4,4'-DDE (p,p'-DDE)	µg/Kg	3.3	8,900	8,900	3.61	U	4.05	U	NA		3.6		37	U	20	J	NA		NA		NA		1.1	J	3.8	U	4.0	J	18	U	NA	
4,4'-DDT (p,p'-DDT)	µg/Kg	3.3	7,900	7,900	3.61	U	4.05	U	NA		2.0	U	8.9	J	23	J	NA		NA		NA		3.8	U	3.8	U	18	U	18	U	NA	
Target Analyte List (TAL) Metals (Total)																																
Aluminum	mg/Kg[2]	NS	NS	NS	NA		NA		NA		18200		19300		16100		NA		NA		NA		14600		15400		16800		17600		NA	
Arsenic	mg/Kg	13	16 f	16	6.14		6.53		NA		5.8		4.7		3.9		NA		NA		NA		5.6		4.6		4.4		4.1		NA	
Barium	mg/Kg	350	400	400	91.8		93.5		NA		115		125		96.1		NA		NA		NA		109	F1	107		101		110		NA	
Beryllium	mg/Kg	7.2	72	47	0.697		0.741		NA		0.84		0.76		0.65		NA		NA		NA		0.69		0.70		0.71		0.76		NA	
Cadmium	mg/Kg	2.5	4.3	4.3	0.296	U	0.697		NA		0.26		0.27		0.22	U	NA		NA		NA		0.49		0.50		0.55		0.37		NA	
Calcium	mg/Kg	NS	NS	NS	NA		NA		NA		55300		55900		58000		NA		NA		NA		18300		26700		25900		31900		NA	
Chromium	mg/Kg	1[5]	110 h[11]	19[5]	22.5		23.5		NA		22.7	(23)	24.4	(23)	19.4	(23)	NA		NA		NA		19.9	(23)	20.9	(23)	22.2	(23)	24.0	(23)	NA	
Chromium (trivalent)	mg/Kg	30	180	180	NA		NA		NA		22.7	(24)	24.4	(24)	19.4	(24)	NA		NA		NA		19.9	(24)	20.9	(24)	22.2	(24)	24.0	(24)	NA	
Hexavalent Chromium	mg/Kg	1	110 h	19	NA		NA		NA		2.4	U	2.2	U	2.3	U	NA		NA		NA		2.3	U	2.3	U	2.2	U	2.2	U	NA	
Cobalt	mg/Kg	NS	NS	NS	NA		NA		NA		10.3		9.5		8.5		NA		NA		NA		14.0		10.8		10.9		10.7		NA	
Copper	mg/Kg	50	270	270	12.8		12.7		NA		19.0		19.6		16.2		NA		NA		NA		18.0		22.5		21.7		21.6		NA	
Iron	mg/Kg	NS	NS	NS	NA		NA		NA		25700		21500	^	17900	^	NA		NA		NA		22000	^	21300	^	21000	^	21300	^	NA	
Lead	mg/Kg	63	400	400	28.5		25.2		NA		23.7		30.0		23.0		NA		NA		NA		94.4	F1 F2	183		100		177		NA	
Magnesium	mg/Kg	NS	NS	NS	NA		NA		NA		20100		15800		15200		NA		NA		NA		6240	F1	7100		7890		9070		NA	
Manganese	mg/Kg	1,600	2,000 f	2,000	714		744		NA		516		411		405		NA		NA		NA		825	F2 ^	646	^	673	^	617	^	NA	
Nickel	mg/Kg	30	310	130	23.2		25.8		NA		23.4		25.8		21.9		NA		NA		NA		24.2		23.2		24.2		24.7		NA	
Potassium	mg/Kg	NS	NS	NS	NA		NA		NA		4440		5680		4280		NA		NA		NA		3370	F1	3530		3840		4080		NA	
Selenium	mg/Kg	3.9	180	4	3.99		5.04		NA		5.0	U	4.9	U	4.3	U	NA		NA		NA		4.4	U	4.8	U	4.6	U	4.3	U	NA	
Silver	mg/Kg	2	180	8.3	1.76		2.10		NA		0.75	U	0.73	U	0.65	U	NA		NA		NA		0.66	U	0.71	U	0.68	U	0.64	U	NA	
Sodium	mg/Kg	NS	NS	NS	NA		NA		NA		324		335		296		NA		NA		NA		170		252		268		329		NA	
Thallium	mg/Kg	NS	NS	NS	NA		NA		NA		7.5	U	7.3	U	6.5	U	NA		NA		NA		6.6	U	7.1	U	6.8	U	6.4	U	NA	
Vanadium	mg/Kg	NS	NS	NS	NA		NA		NA		37.7		35.2		29.0		NA		NA		NA		31.0		31.5		33.1		35.6		NA	
Zinc	mg/Kg	109	10,000 d[12]	2,480	79.6		88.0		NA		67.2		71.1		58.4		NA		NA		NA		116		142		190		105		NA	
Mercury	mg/Kg	0.18	0.81 i[13]	0.73	0.0517		0.0625		NA		0.022	U	0.024		0.022	U	NA		NA		NA		0.074		0.078		0.079		0.21		NA	
Cyanide, Total	mg/Kg	27	27 h	27	0.455	U	0.265	J	NA		NA		NA		NA		NA		NA		NA		NA		NA		NA		NA		NA	

Created By: JRK
Checked By: SCC

Table 6
Tract II Imported Fill Samples
Detections Only

Parameter	Units	Unrestricted Use Soil Cleanup Objectives	Restricted Use Soil Cleanup Objectives - Restricted Residential Standard[6]	Allowable Constituent Levels for Imported Fill or Soil Restricted Residential[14]	TUL-CF6 7/6/2016 Result	Qualifier	TUL-CF7 7/6/2016 Result	Qualifier	TUL-CF8 7/6/2016 Result	Qualifier	TUL-CF9 7/6/2016 Result	Qualifier	TUL-CF10 7/6/2016 Result	Qualifier	TUL-CF11 7/6/2016 Result	Qualifier	TUL-CF12 7/6/2016 Result	Qualifier
Volatile Organic Compounds																		
1,2,4-Trichlorobenzene	µg/Kg[1]	NS[3]	NS	NS	4.1	U	4.4	U	4.0	U	3.7	U	3.7	U	4.1	U	4.1	U
Acetone	µg/Kg	50	100,000 b[7]	50	**4.8**	**J**	22	U	20	U	19	U	18	U	20	U	20	U
Methyl Ethyl Ketone (2-Butanone, MEK)	µg/Kg	120	100,000 a	120	21	U *	22	U *	20	U *	19	U *	18	U *	20	U *	20	U *
Styrene	µg/Kg	NS	NS	NS	4.1	U	4.4	U	4.0	U	3.7	U	3.7	U	4.1	U	4.1	U
Toluene	µg/Kg	700	100,000 a	700	4.1	U	4.4	U	4.0	U	3.7	U	3.7	U	4.1	U	4.1	U
Trichlorofluoromethane	µg/Kg	NS	NS	NS	4.1	U	4.4	U	4.0	U	3.7	U	3.7	U	4.1	U	4.1	U
Semivolatile Organic Compounds																		
2-Methylnaphthalene	µg/Kg	NS	NS	NS	NA		NA		NA		NA		NA		NA		NA	
3&4-Methylphenol (m+p Cresol)	µg/Kg	330[4]	100,000	330[4]	NA		NA		NA		NA		NA		NA		NA	
4-Methylphenol (p-Cresol)	µg/Kg	330[4]	100,000 a	330[4]	NA		NA		NA		NA		NA		NA		NA	
Acenaphthene	µg/Kg	20000	100,000 a[8]	98,000	NA		NA		NA		NA		NA		NA		NA	
Acenaphthylene	µg/Kg	100000	100,000 a	100,000	NA		NA		NA		NA		NA		NA		NA	
Anthracene	µg/Kg	100000	100,000 a	100,000	NA		NA		NA		NA		NA		NA		NA	
Benzaldehyde	µg/Kg	NS	NS	NS	NA		NA		NA		NA		NA		NA		NA	
Benzo(a)anthracene	µg/Kg	1,000	1,000 f[9]	1,000	NA		NA		NA		NA		NA		NA		NA	
Benzo(a)pyrene	µg/Kg	1,000	1,000 f	1,000	NA		NA		NA		NA		NA		NA		NA	
Benzo(b)fluoranthene	µg/Kg	1,000	1,000 f	1,000	NA		NA		NA		NA		NA		NA		NA	
Benzo(g,h,i)perylene	µg/Kg	100,000	100,000 a	100,000	NA		NA		NA		NA		NA		NA		NA	
Benzo(K)fluoranthene	µg/Kg	800	3,900	1,700	NA		NA		NA		NA		NA		NA		NA	
Carbazole	µg/Kg	NS	NS	NS	NA		NA		NA		NA		NA		NA		NA	
Chrysene	µg/Kg	1,000	3,900	1,000	NA		NA		NA		NA		NA		NA		NA	
Dibenzofuran	µg/Kg	7000	59,000	59,000	NA		NA		NA		NA		NA		NA		NA	
Fluoranthene	µg/Kg	100,000	100,000 a	100,000	NA		NA		NA		NA		NA		NA		NA	
Fluorene	µg/Kg	30000	100,000 a	100,000	NA		NA		NA		NA		NA		NA		NA	
Indeno(1,2,3-cd)pyrene	µg/Kg	500	500 f	500	NA		NA		NA		NA		NA		NA		NA	
Naphthalene	µg/Kg	12,000	100,000 a	12,000	NA		NA		NA		NA		NA		NA		NA	
Phenanthrene	µg/Kg	100,000	100,000 a	100,000	NA		NA		NA		NA		NA		NA		NA	
Phenol	µg/Kg	330[4]	100,000 a	330[4]	NA		NA		NA		NA		NA		NA		NA	
Pyrene	µg/Kg	100,000	100,000 a	100,000	NA		NA		NA		NA		NA		NA		NA	
Target Compound List (TCL) Pesticides																		
alpha-BHC (alpha Hexachlorocyclohexane)	µg/Kg	20	480	20	NA		NA		NA		NA		NA		NA		NA	
alpha-Chlordane (cis-Chlordane)	µg/Kg	94	4,200	2,900	NA		NA		NA		NA		NA		NA		NA	
beta-BHC (beta Hexachlorocyclohexane)	µg/Kg	36	360	90	NA		NA		NA		NA		NA		NA		NA	
delta-BHC (delta Hexachlorocyclohexane)	µg/Kg	40	100,000 a	250	NA		NA		NA		NA		NA		NA		NA	
Dieldrin	µg/Kg	5	200	100	NA		NA		NA		NA		NA		NA		NA	
Endosulfan I	µg/Kg	2,400	24,000	24,000	NA		NA		NA		NA		NA		NA		NA	
Endosulfan II	µg/Kg	2,400	24,000	24,000	NA		NA		NA		NA		NA		NA		NA	
Endosulfan Sulfate	µg/Kg	2,400	24,000 j[10]	24,000	NA		NA		NA		NA		NA		NA		NA	
Endrin Aldehyde	µg/Kg	NS	NS	NS	NA		NA		NA		NA		NA		NA		NA	
Endrin Ketone	µg/Kg	NS	NS	NS	NA		NA		NA		NA		NA		NA		NA	
Gamma Chlordane (trans-Chlordane)	µg/Kg	NS	NS	NS	NA		NA		NA		NA		NA		NA		NA	
Heptachlor Epoxide	µg/Kg	NS	NS	NS	NA		NA		NA		NA		NA		NA		NA	
Methoxychlor	µg/Kg	NS	NS	NS	NA		NA		NA		NA		NA		NA		NA	
4,4'-DDD (p,p'-DDD)	µg/Kg	3.3	13,000	13,000	NA		NA		NA		NA		NA		NA		NA	
4,4'-DDE (p,p'-DDE)	µg/Kg	3.3	8,900	8,900	NA		NA		NA		NA		NA		NA		NA	
4,4'-DDT (p,p'-DDT)	µg/Kg	3.3	7,900	7,900	NA		NA		NA		NA		NA		NA		NA	
Target Analyte List (TAL) Metals (Total)																		
Aluminum	mg/Kg[2]	NS	NS	NS	NA		NA		NA		NA		NA		NA		NA	
Arsenic	mg/Kg	13	16 f	16	NA		NA		NA		NA		NA		NA		NA	
Barium	mg/Kg	350	400	400	NA		NA		NA		NA		NA		NA		NA	
Beryllium	mg/Kg	7.2	72	47	NA		NA		NA		NA		NA		NA		NA	
Cadmium	mg/Kg	2.5	4.3	4.3	NA		NA		NA		NA		NA		NA		NA	
Calcium	mg/Kg	NS	NS	NS	NA		NA		NA		NA		NA		NA		NA	
Chromium	mg/Kg	1[5]	110 h[11]	19[5]	NA		NA		NA		NA		NA		NA		NA	
Chromium (trivalent)	mg/Kg	30	180	180	NA		NA		NA		NA		NA		NA		NA	
Hexavalent Chromium	mg/Kg	1	110 h	19	NA		NA		NA		NA		NA		NA		NA	
Cobalt	mg/Kg	NS	NS	NS	NA		NA		NA		NA		NA		NA		NA	
Copper	mg/Kg	50	270	270	NA		NA		NA		NA		NA		NA		NA	
Iron	mg/Kg	NS	NS	NS	NA		NA		NA		NA		NA		NA		NA	
Lead	mg/Kg	63	400	400	NA		NA		NA		NA		NA		NA		NA	
Magnesium	mg/Kg	NS	NS	NS	NA		NA		NA		NA		NA		NA		NA	
Manganese	mg/Kg	1,600	2,000 f	2,000	NA		NA		NA		NA		NA		NA		NA	
Nickel	mg/Kg	30	310	130	NA		NA		NA		NA		NA		NA		NA	
Potassium	mg/Kg	NS	NS	NS	NA		NA		NA		NA		NA		NA		NA	
Selenium	mg/Kg	3.9	180	4	NA		NA		NA		NA		NA		NA		NA	
Silver	mg/Kg	2	180	8.3	NA		NA		NA		NA		NA		NA		NA	
Sodium	mg/Kg	NS	NS	NS	NA		NA		NA		NA		NA		NA		NA	
Thallium	mg/Kg	NS	NS	NS	NA		NA		NA		NA		NA		NA		NA	
Vanadium	mg/Kg	NS	NS	NS	NA		NA		NA		NA		NA		NA		NA	
Zinc	mg/Kg	109	10,000 d[12]	2,480	NA		NA		NA		NA		NA		NA		NA	
Mercury	mg/Kg	0.18	0.81 f[13]	0.73	NA		NA		NA		NA		NA		NA		NA	
Cyanide, Total	mg/Kg	27	27 h	27	NA		NA		NA		NA		NA		NA		NA	

Notes :

(1)-"µg/Kg"-micrograms per kilogram.
(2)-"mg/Kg"-milligrams per kilogram.
(3)- "NS" indicates no standard is available for this parameter.
(4)-The m- and p-methylphenol standards are both 330 µg/l, which was applied to the summed m&p-methylphenol result from the laboratory.
(5)- The standard used for unspeciated (total) chromium is that for hexavalent chromium.
(6)-Standards taken from New York Code of Rules and Regulations (NYCRR) Part 375. NS indicates that no Standard is listed.
(7)-"b"-denotes that the Site Cleanup Objectives (SCOs) for commercial use were capped at a maximum value of 500ppm.
(8)-"a" denotes that the SCOs for residential, restricted-residential and ecological resources use were capped at a maximum value of 100 ppm. See TSD section 9.3.
(9)-"f"-denotes that calculated SCO was lower than the rural soil background concentration as determined by a rural soil survey; as such, the rural soil background concentration is used as the SCO for use at the Site.
(10)-"f"-denotes that this SCO is for the sum of endosulfan I, endosulfan II, and endosulfan sulfate.
(11)-"h" denotes that the SCO for this specific compound (or family of compounds) is considered to be met if the analysis for the total species of this contaminant is below the specific SCO.
(12)-"d" denotes that the SCOs for metals were capped at a maximum value of 10,000 ppm.
(13)-"j"-denotes that this SCO is the lower of the values between mercury (elemental) and mercury (inorganic salts).
(14)-Standards taken from Appendix 5 of DER-10.
(15)-"U" indicates that parameter was not detected above laboratory reporting limit.
(16)-**Bold**-indicates laboratory detection.
(17)-"J"-indicates that parameter was detected at a value less than laboratory reporting limit; as such, the concentration is estimated.
(18)- "R" denotes the value reported by the laboratory was rejected during the data validation process.
(19)-Orange shading indicates concentration detected is above Unrestricted Use SCO.
(20)- "NA" indicates that sample was not analyzed for this parameter.
(21)-Blue shading indicates concentration detected is above the Imported Fill/Soil Restricted Residential Number
(22)-"B" indicates that parameter was also detected in the method blank.
(23)-Although the total chromium concentration may exceed one or more standard, the chromium was speciated and compared directly to the appropriate standards.
(24)-The trivalent chromium concentration reported was found by subtracting the hexavalent chromium concentration from the total chromium concentration reported. If the hex chromium was non-detect, the non-detect reporting limit was subtracted from the total chromium to obtain the trivalent chromium value.
(25)-Green Shading indicates that concentration exceeds the Restricted Residential SCO.
(26)-"*" denotes Indicates any recoveries outside associated acceptance windows. Surrogate outliers in samplesare presumed matrix effects. LCS demonstrates method compliance unless otherwise noted.
(27)-"F2" denotes MS/MSD RPD exceeds control limits.
(28)-"F1" denotes MS and/or MSD Recovery is outside acceptance limits.
(29)-"*" indicates ICV,CCV,ICB,CCB, ISA, ISB, CRI, CRA, DLCK or MRL standard: Instrument related QC is outside acceptance limits.
(30)-"D" denotes Sample, Laboratory Control Sample, or Matrix Spike Duplicate results above Relative PercentDifference limit.
(31)-"M" denotes Matrix spike recoveries outside QC limits. Matrix bias indicated.
(32)-"P" denotes the concentration differs by more than 40% between primary and secondary analytical columns.

Created By: JRK
Checked By: SCC

DRAWN BY: SLD 03-15-2016 APPROVED BY: –

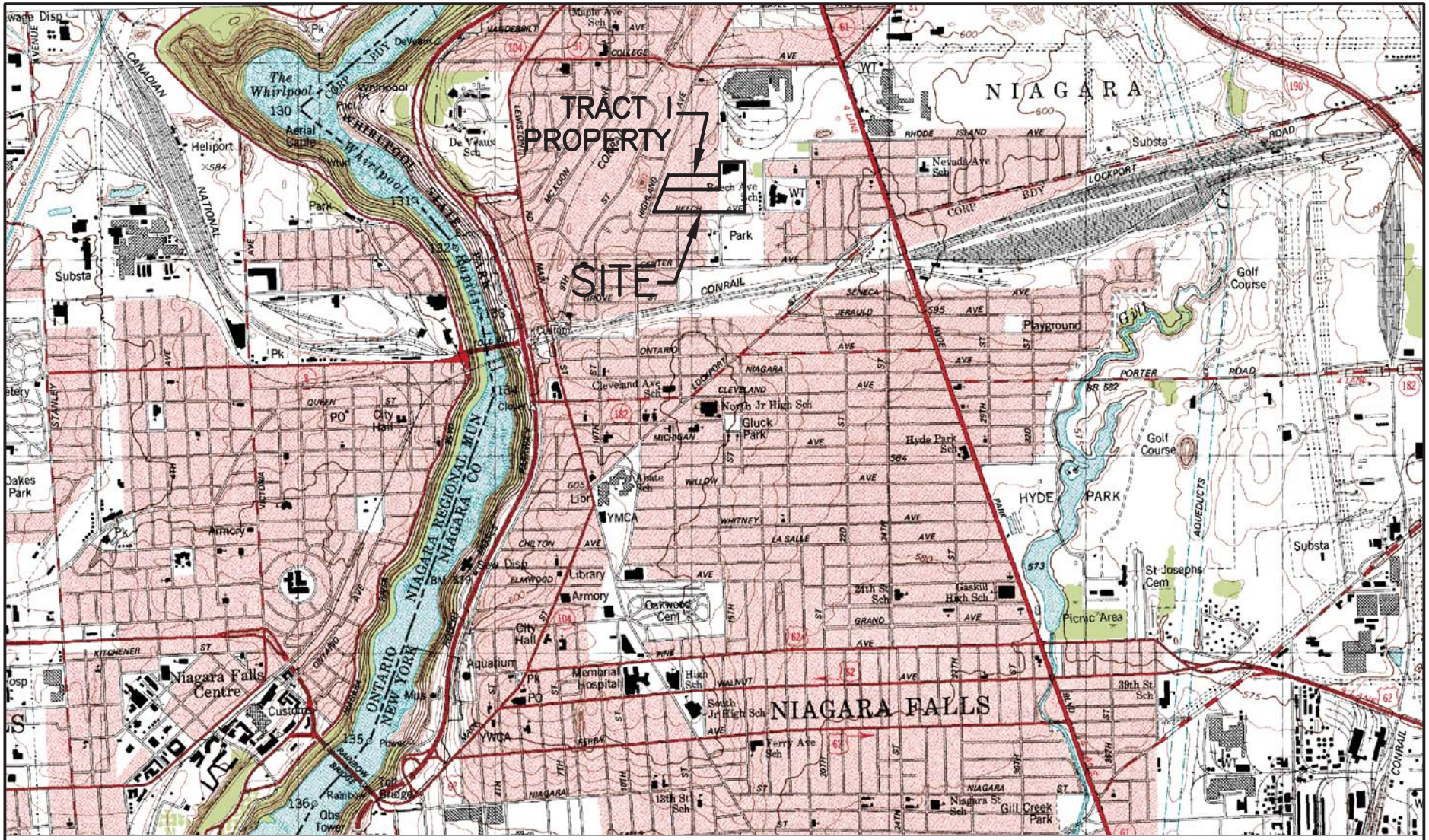
TRACT II PROPERTY
SITE
NIAGARA
NIAGARA FALLS
HYDE PARK
The Whirlpool
Whirlpool Rapids
Niagara Falls Centre
Heliport
Aerial Cable
Golf Course
Playground
Gill Creek Park
Picnic Area
St Josephs Cem
Oakwood Cem
Memorial Hospital
Aquatium
Armory
City Hall
Library
YMCA
YWCA
North Jr High Sch
Gluck Park
Hyde Park Sch
Cleveland Ave Sch
Nevada Ave Sch
Gaskill High Sch
24th St Sch
29th St Sch
12th St Sch
Niagara St Sch
Ferry Ave Sch
South Jr High Sch
High Sch
Maple Ave Sch
De Veaux Sch
Rainbow Bridge
Toll Bridge
Obs Tower
Custom
Substa
Armory
Dakes Park
Golf Course
CONRAIL
CANADIAN NATIONAL
NIAGARA REGIONAL MUN
NIAGARA CO
ONTARIO
NEW YORK
AQUEDUCTS
LOCKPORT
PORTER ROAD
RHODE ISLAND AVE
CORP BDY
Disp
Pk
Park
Power
Mun
Custom
Obs Tower
Toll Bridge
Rainbow Bridge
Niagara Falls Centre
Aquatium
Memorial Hospital
Armory
City Hall
Library
YMCA
YWCA
Oakwood Cem
North Jr High Sch
Gluck Park
Hyde Park Sch
Cleveland Ave Sch
Nevada Ave Sch
Gaskill High Sch
24th St Sch
29th St Sch
12th St Sch
Niagara St Sch
Ferry Ave Sch
South Jr High Sch
High Sch
Maple Ave Sch
De Veaux Sch
Heliport
Aerial Cable
Golf Course
Playground
Gill Creek Park
Picnic Area
St Josephs Cem
Substa
Oakes Park
Armory

DRAWN BY: PJC 09-08-2015 APPROVED BY: SCC

LEGEND

TRACT II PROPERTY BOUNDARY

FORMER STRUCTURE

UNION CARBIDE PROPERTY

TULIP PROPERTY

TRACT I

NATIONAL GRID PROPERTY

RESIDENTIAL PROPERTIES

DILAPIDATED BUILDING

MOORE PARKING STRUCTURE

VIRGINIA AVENUE 66' WIDE (NOT OPENED)

CAROLINA AVENUE 60' WIDE (NOT OPENED)

HIGHLAND AVENUE

BEECH AVENUE 60' WIDE

THIRTEENTH STREET

FIFTEENTH STREET

SEVENTEENTH STREET

150 0 150

SCALE: 1"= 150'

HONEYWELL INTERNATIONAL INC.
NIAGARA FALLS, NEW YORK

Project No.: 3410151051

MACTEC Engineering & Consulting, P.C.

amec foster wheeler

800 North Bell Avenue, Suite 200
Carnegie, Pennsylvania 15106

SITE PLAN

Figure: 2

2

P:\Pittsburgh Projects\Honeywell\Niagara Falls, NY\Site Figures 2015-09\CAD\Figures 2-4.dwg Wed, 09 Sep 2015 - 11:39am philip.carney

DRAWN BY: PJC 09-08-2015 APPROVED BY: SCC

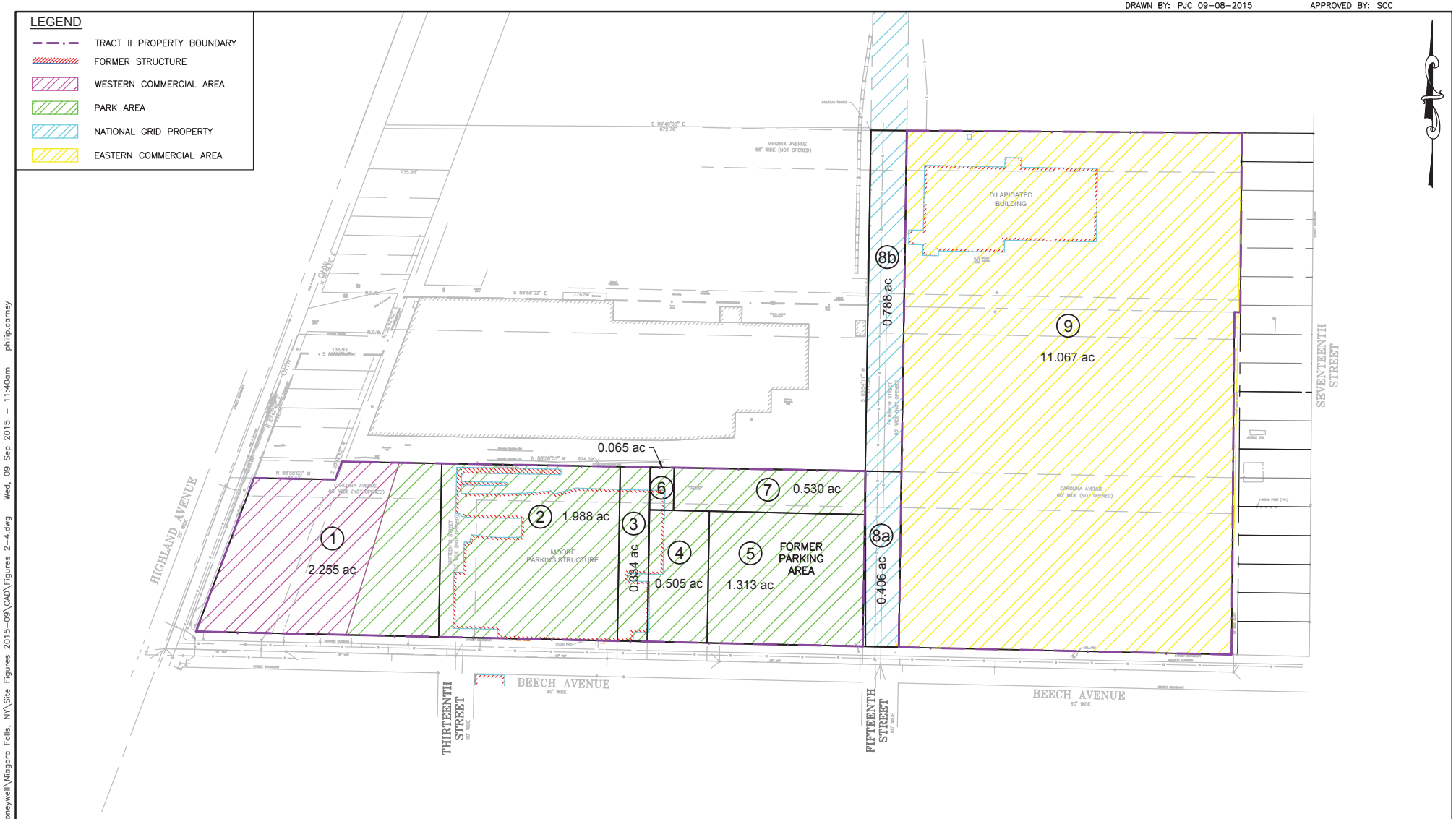

150 0 150
SCALE: 1"= 150'

HONEYWELL INTERNATIONAL INC.
NIAGARA FALLS, NEW YORK

Project No.: 3410151051

MACTEC Engineering & Consulting, P.C.
amec foster wheeler
800 North Bell Avenue, Suite 200
Carnegie, Pennsylvania 15106

SITE MANAGEMENT PARCELS

Figure: 3

3

P:\Pittsburgh Projects\Honeywell\Niagara Falls, NY\Site Figures 2015-09\CAD\Figures 2-4.dwg Wed, 09 Sep 2015 - 11:40am philip.carney

DRAWN BY: NEL 4-2-2013 APPROVED BY: SCC

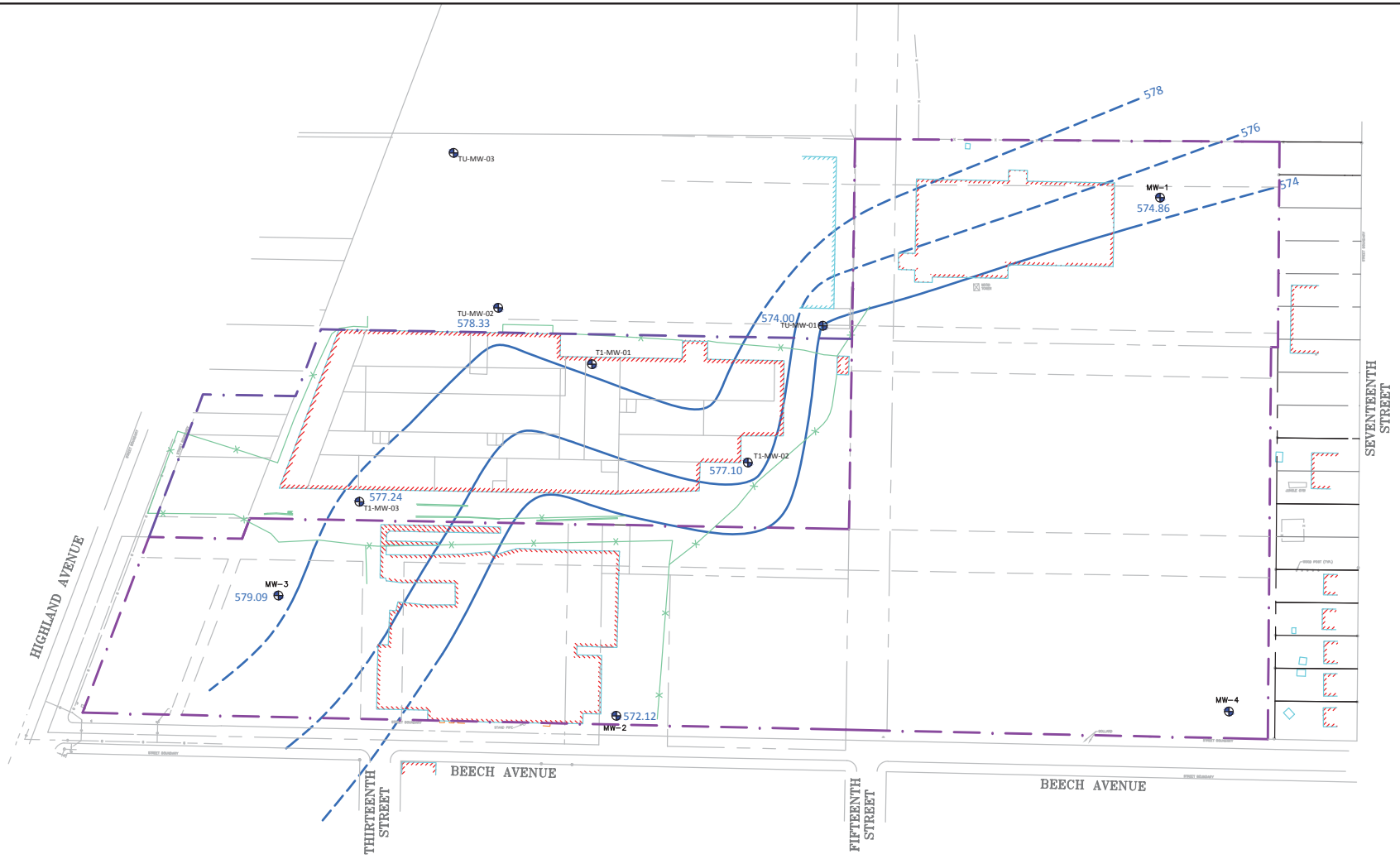

LEGEND

- PROPERTY BOUNDARY
- EXISTING STRUCTURE
- FENCE
- T1-MW-02 577.10 — MONITORING WELL GROUNDWATER ELEVATION
- 574 — GROUNDWATER CONTOUR (DASHED WHERE INFERRED)

BRIGHTFIELDS, INC. TRACT II SITE NIAGARA FALLS, NEW YORK Project No.: 3410130921	amec foster wheeler Environment & Infrastructure 800 North Bell Avenue, Suite 200 Pittsburgh, Pennsylvania 15106	FINAL ENGINEERING REPORT TRACT II GROUNDWATER CONTOUR MAP APRIL 2, 2013 Figure: 4	4

P:\PROJECTS\Honeywell\Niagara Falls\3410161071 – Niagara Falls Tract II 2016\CADD\FINAL\FER Report\Figure 3 GW contours 4 2013.dwg Fri, 25 Mar 2016 – 12:42pm sean.hulburt

DRAWN BY: SLD 04-05-16 REVISED BY: TDD 02-15-17

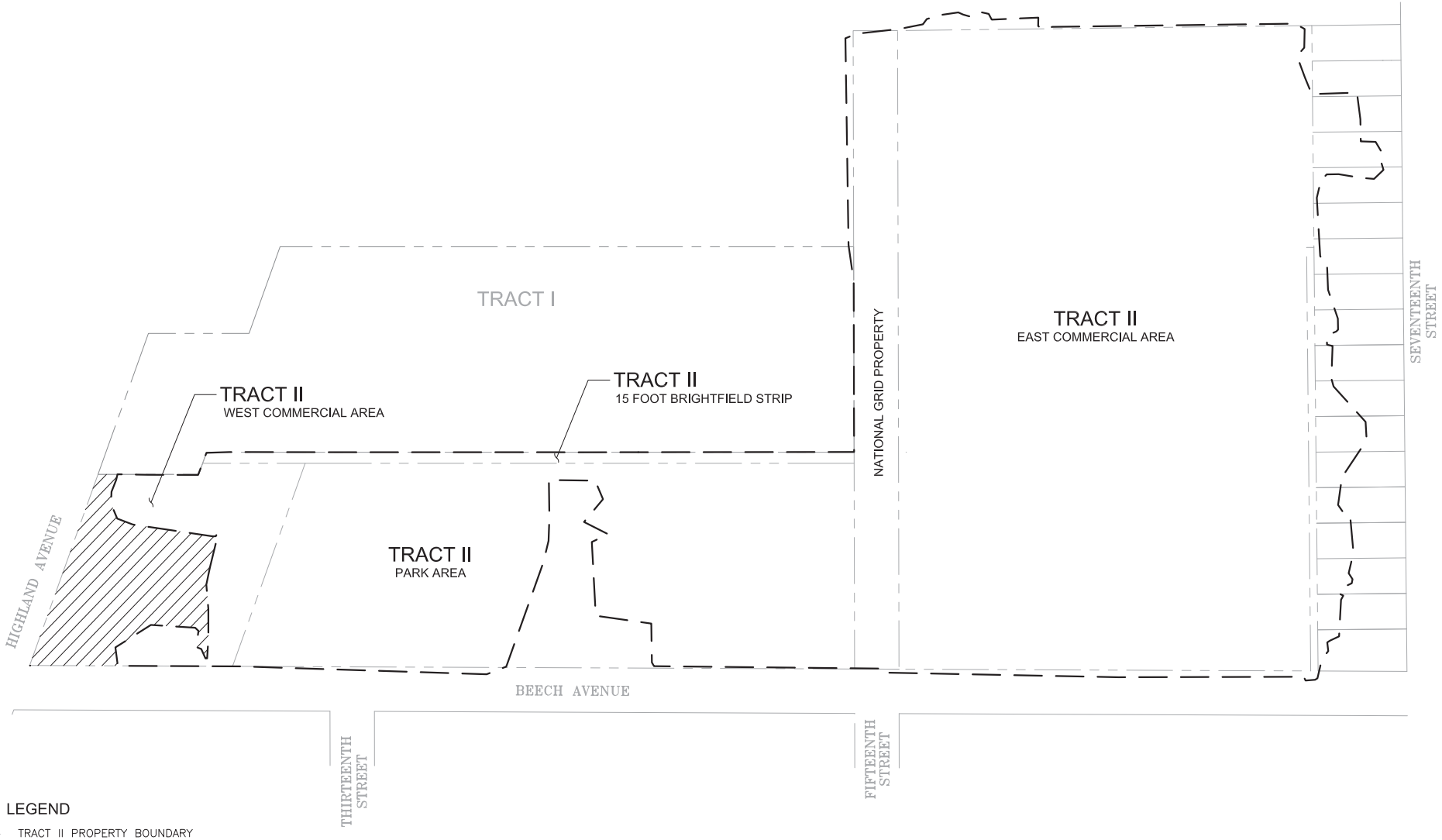

LEGEND

- TRACT II PROPERTY BOUNDARY
- TRACT II EXCAVATION LIMITS
- TRACT I PROPERTY BOUNDARY
- AREA EXCAVATED AND GRADED TO ACCOMMODATE 1 FOOT CLEAN COVER SOIL ABOVE DEMARCATION LAYER

130 0 130
SCALE: 1"=130'

HONEYWELL INTERNATIONAL, INC.
TRACT II SITE
NIAGARA FALLS, NEW YORK

Project No.: 3410161071

MACTEC Engineering & Consulting P.C.
Environment and Infrastructure - Pittsburgh
800 North Bell Ave.
Suite 200
Carnegie, PA 15106

amec foster wheeler

EXCAVATION LIMITS

Figure: 5

5

C:\Donovan\Niagra Falls\Issued for Construction\Tract II Final Engineering Report\Figure 5 - Limit of excavations -2017.dwg Thu, 02 Mar 2017 - 4:55pm tony.donovan

DRAWN BY: TDD 02-16-17

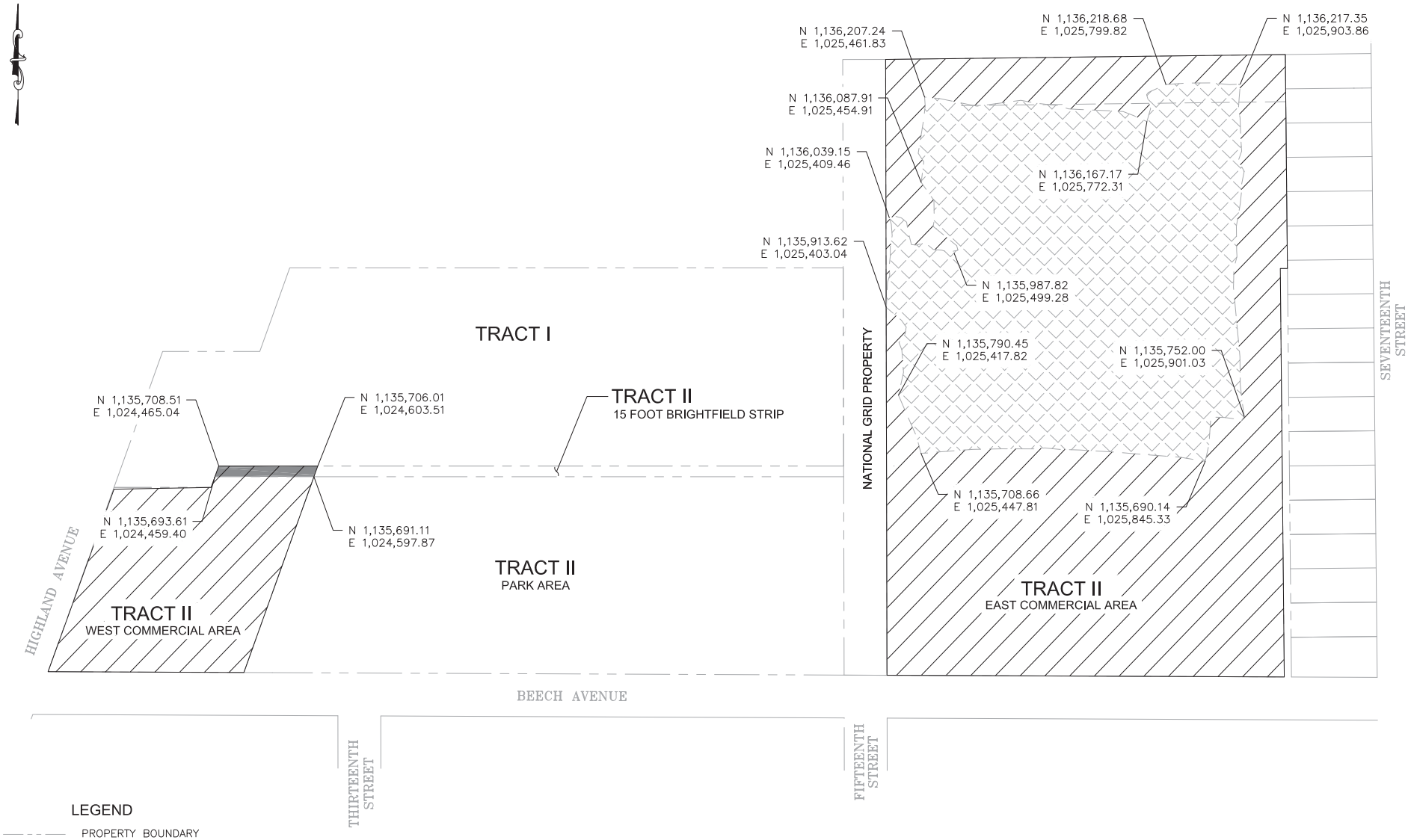

HONEYWELL INTERNATIONAL, INC.
TRACT II SITE
NIAGARA FALLS, NEW YORK

Project No.: 3410161071

MACTEC Engineering & Consulting P.C.
Environment and Infrastructure - Pittsburgh
800 North Bell Ave.
Suite 200
Carnegie, PA 15106

amec foster wheeler

SOIL CONSOLIDATION AND DEMARCATION PLAN

Figure: 6

6

C:\Donovan\Niagra Falls\Issued for Construction\Tract II Final Engineering Report\Figure 6 - Soil Dispostion and Demarcation Plan - 2017.dwg Thu, 02 Mar 2017 - 4:35pm tony.donovan

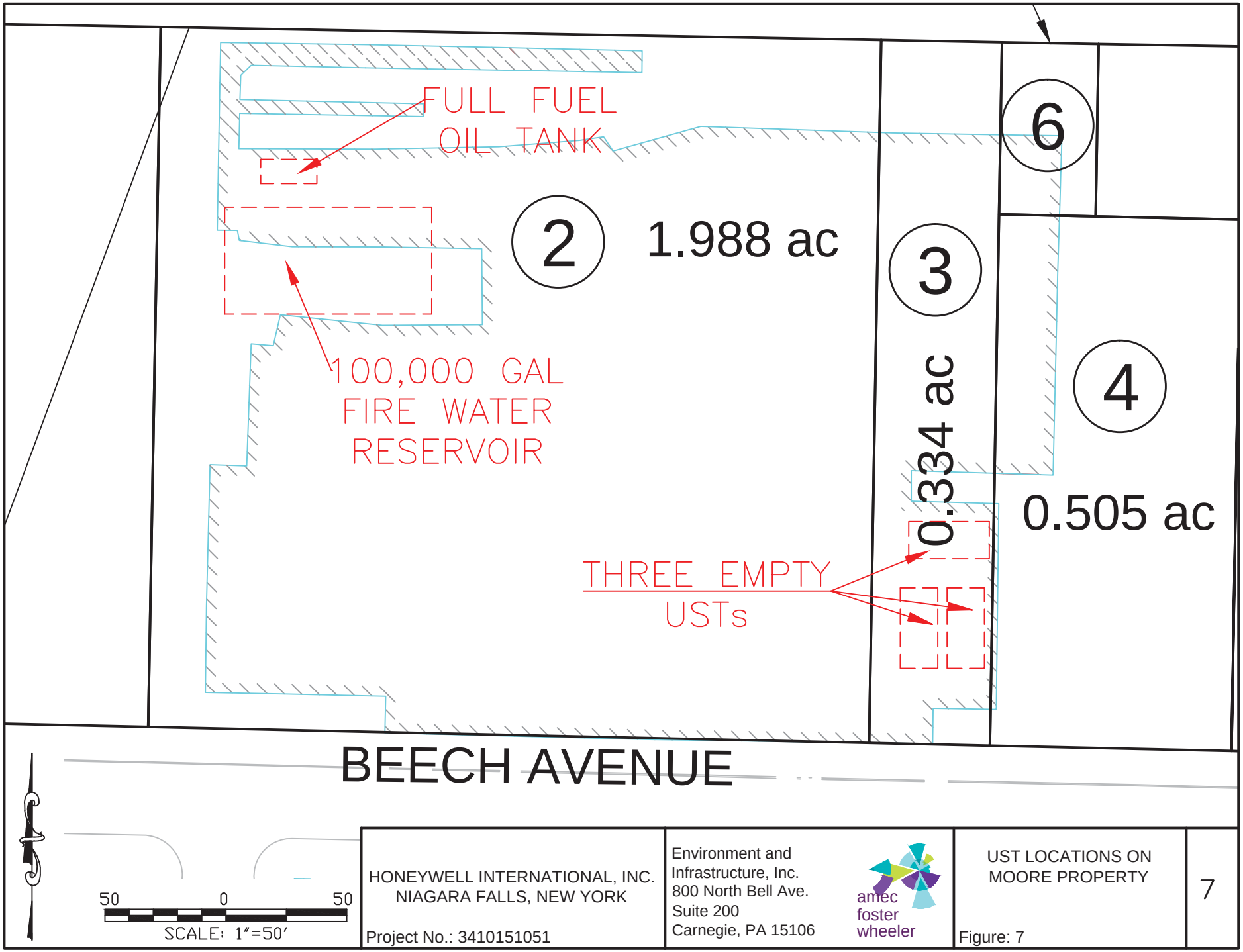
FULL FUEL
OIL TANK
2
1.988 ac
100,000 GAL
FIRE WATER
RESERVOIR
3
0.334 ac
6
4
0.505 ac
THREE EMPTY
USTs
BEECH AVENUE
50
0
50
SCALE: 1"=50'
HONEYWELL INTERNATIONAL, INC.
NIAGARA FALLS, NEW YORK
Project No.: 3410151051
Environment and
Infrastructure, Inc.
800 North Bell Ave.
Suite 200
Carnegie, PA 15106
amec
foster
wheeler
UST LOCATIONS ON
MOORE PROPERTY
Figure: 7
7
C:\Users\sean.hulburt\appdata\local\temp\AcPublish_6516\Parcel Areas.dwg Fri, 25 Mar 2016 - 1:13pm sean.hulburt

DRAWN BY: SLD 03-18-2016 APPROVED BY: REC 03-18-2016

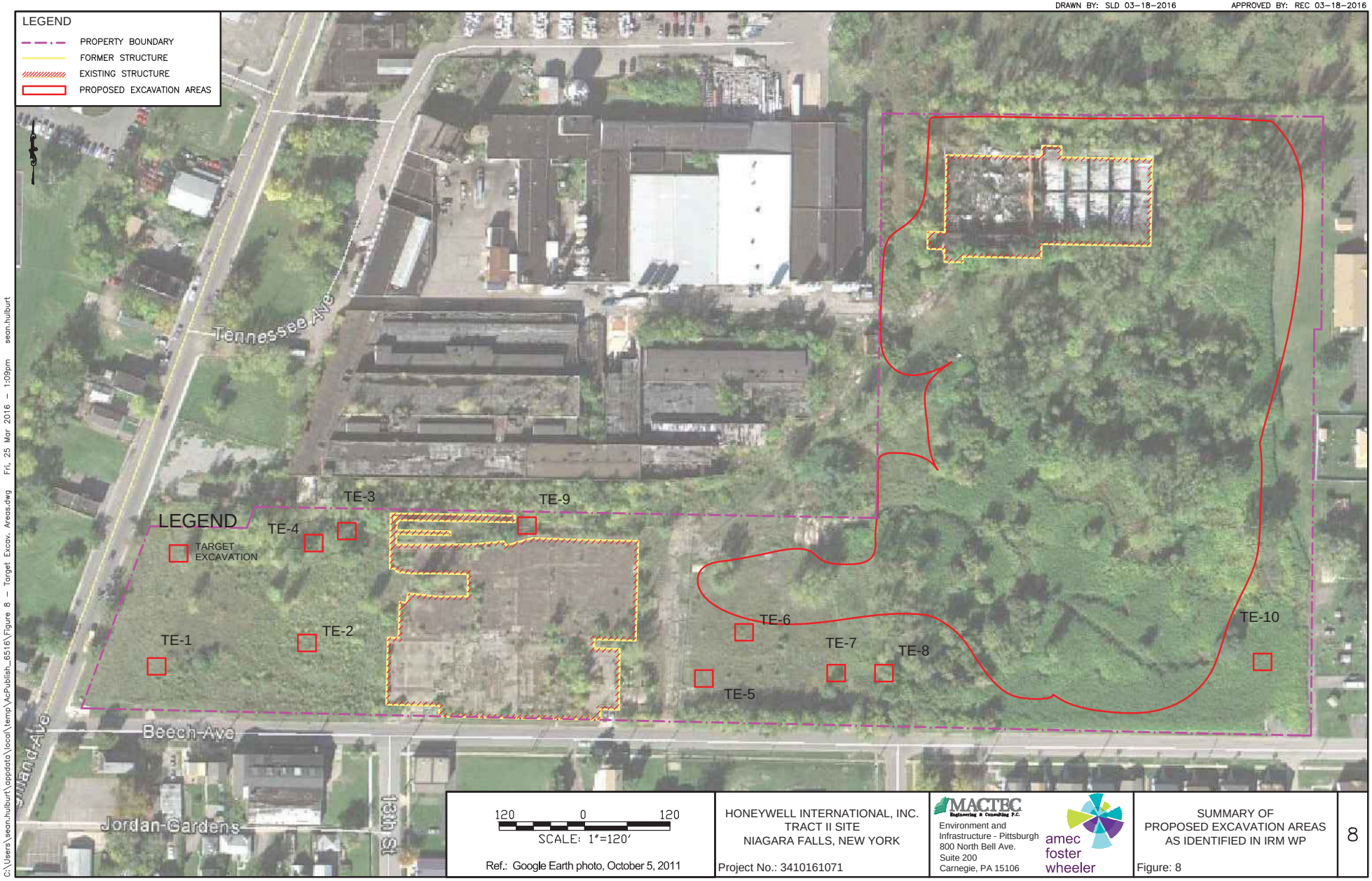

120 0 120
SCALE: 1"=120'

Ref.: Google Earth photo, October 5, 2011

HONEYWELL INTERNATIONAL, INC.
TRACT II SITE
NIAGARA FALLS, NEW YORK

Project No.: 3410161071

MACTEC Engineering & Consulting P.C.
Environment and Infrastructure - Pittsburgh
800 North Bell Ave.
Suite 200
Carnegie, PA 15106

amec foster wheeler

SUMMARY OF PROPOSED EXCAVATION AREAS AS IDENTIFIED IN IRM WP

Figure: 8

8

C:\Users\sean.hulburt\appdata\local\temp\AcPublish_6516\Figure 8 - Target Excav. Areas.dwg Fri, 25 Mar 2016 - 1:09pm sean.hulburt

DRAWN BY: NEL 6-11-2013 REVISED BY: TDD 2-20-2017

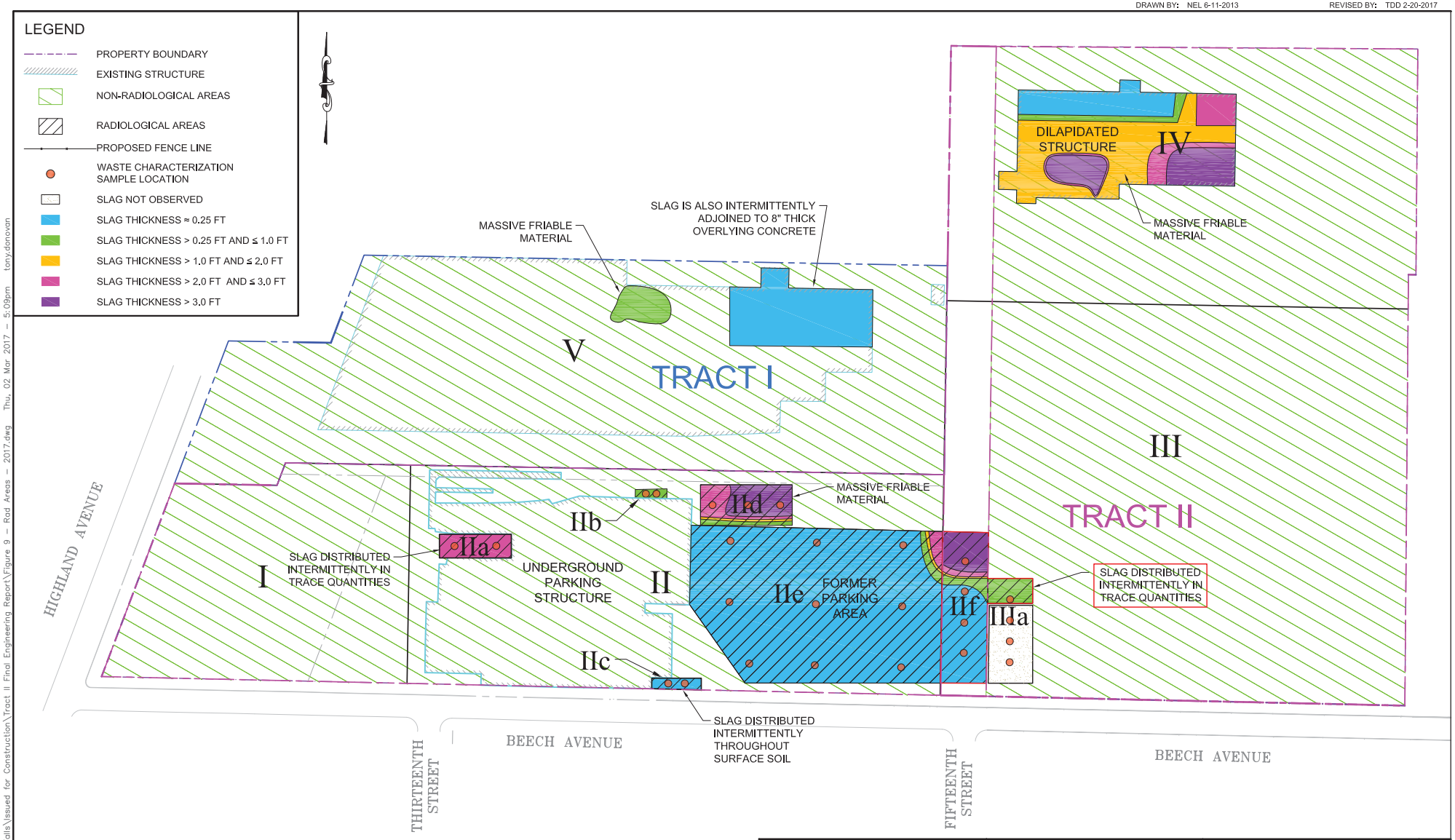

HONEYWELL INTERNATIONAL, INC.
NIAGARA FALLS, NEW YORK

Project No.: 3410161071

MACTEC Engineering & Consulting P.C.
Environment and Infrastructure - Pittsburgh
800 North Bell Ave.
Suite 200
Carnegie, PA 15106

amec foster wheeler

RADIOLOGICAL AREAS APPROXIMATE SLAG THICKNESS

Figure: 9

9

C:\Donovan\Niagra Falls\Issued for Construction\Tract II Final Engineering Report\Figure 9 - Rad Areas - 2017.dwg Thu, 02 Mar 2017 - 5:09pm tony.donovan

DRAWN BY: SLD 03-18-2016 REVISED BY: TDO 02-20-2017

LEGEND

- Property Boundary
- Demolished Structure
- Existing Structure
- Excavation Limits
- Area Excavated and Graded to Accommodate 1 Foot Clean Cover Soil Above Demarcation Layer
- T2-W1 — Western Commercial Excavation Area Confirmatory Sample Location
- T2-SW11 — Park Excavation Area Confirmatory Sample Location
- NG-7 — Eastern Commercial Excavation Area Confirmatory Sample Location
- 3200-SW1 — Eastern Residential Excavation Area Confirmatory Sample Location

Soil Boring Sample Results Box

T2-CB53	4/23/2014	Sample Name and Date
Lead	76.6	Soil Boring Sample Results
Lead	>1000	Concentration exceeds respective Restricted Commercial Soil Cleanup Objective.
Lead	>400	Concentration exceeds respective Restricted Residential Soil Cleanup Objective.
Lead	>63	Concentration exceeds respective Unrestricted Soil Cleanup Objective.

J Denotes estimated concentration

B Denotes that compound was also detected in method blank.

NOTE

Lead results reported in mg/kg.

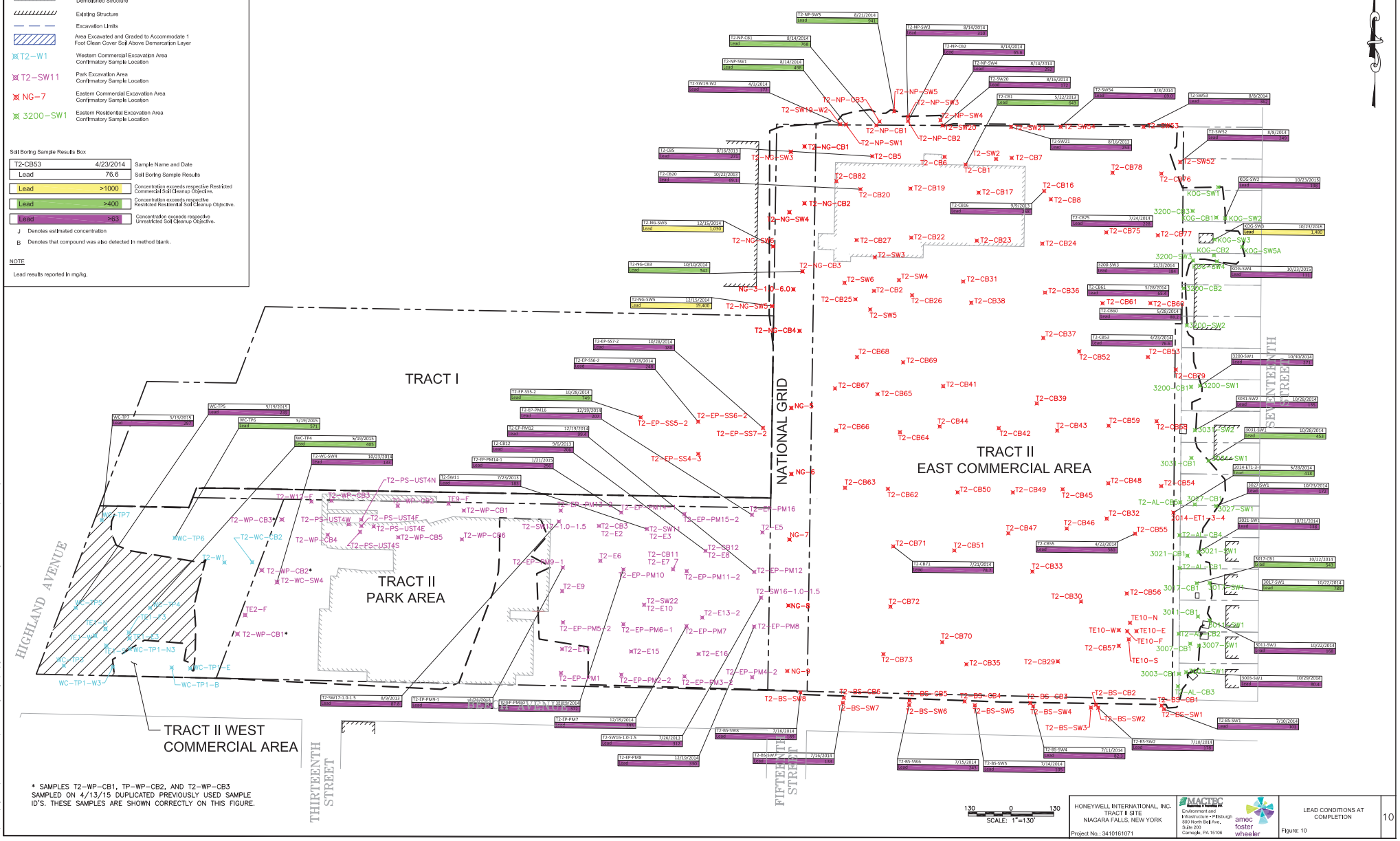

* SAMPLES T2-WP-CB1, TP-WP-CB2, AND T2-WP-CB3 SAMPLED ON 4/13/15 DUPLICATED PREVIOUSLY USED SAMPLE ID'S. THESE SAMPLES ARE SHOWN CORRECTLY ON THIS FIGURE.

130 0 130
SCALE: 1"=130'

HONEYWELL INTERNATIONAL, INC.
TRACT II SITE
NIAGARA FALLS, NEW YORK
Project No.: 3410161071

MACTEC ENGINEERING & CONSULTING
Environment and Infrastructure • Pittsburgh
800 North Bell Ave.
Suite 200
Carnegie, PA 15106

amec foster wheeler

LEAD CONDITIONS AT COMPLETION

Figure: 10

10

C:\Documents\Maps Field\Island for Construction\Tract II Final Engineering Report\Figure 10 – Current Lead Conditions – 2017.dwg Thu, 22 Jun 2017 – 1:45pm tony.dimonte

DRAWN BY: SLD 03-18-2016 REVISED BY: TDD 06-22-2017

LEGEND

- Property Boundary
- Demolished Structure
- Edsiting Structure
- Excavation Limits
- Area Excavated and Graded to Accommodate 1 Foot Clean Cover Soil Above Demarcation Layer
- T2-W1 — Western Commercial Excavation Area Confirmatory Sample Location
- T2-SW11 — Park Excavation Area Confirmatory Sample Location
- NG-7 — Eastern Commercial Excavation Area Confirmatory Sample Location
- 3200-SW1 — Eastern Residential Excavation Area Confirmatory Sample Location

Soil Boring Sample Results Box

T2-CB67 6/3/2014	Sample Name and Date
Chromium 17.7	Soil Boring Sample Results
Chromium	Concentration exceeds respective Restricted Commercial Soil Cleanup Objective.
Chromium	Concentration exceeds respective Restricted Residential Soil Cleanup Objective.
Chromium	Concentration exceeds respective Unrestricted Soil Cleanup Objective.

J Denotes estimated concentration

NOTE

Metal results reported in mg/kg.

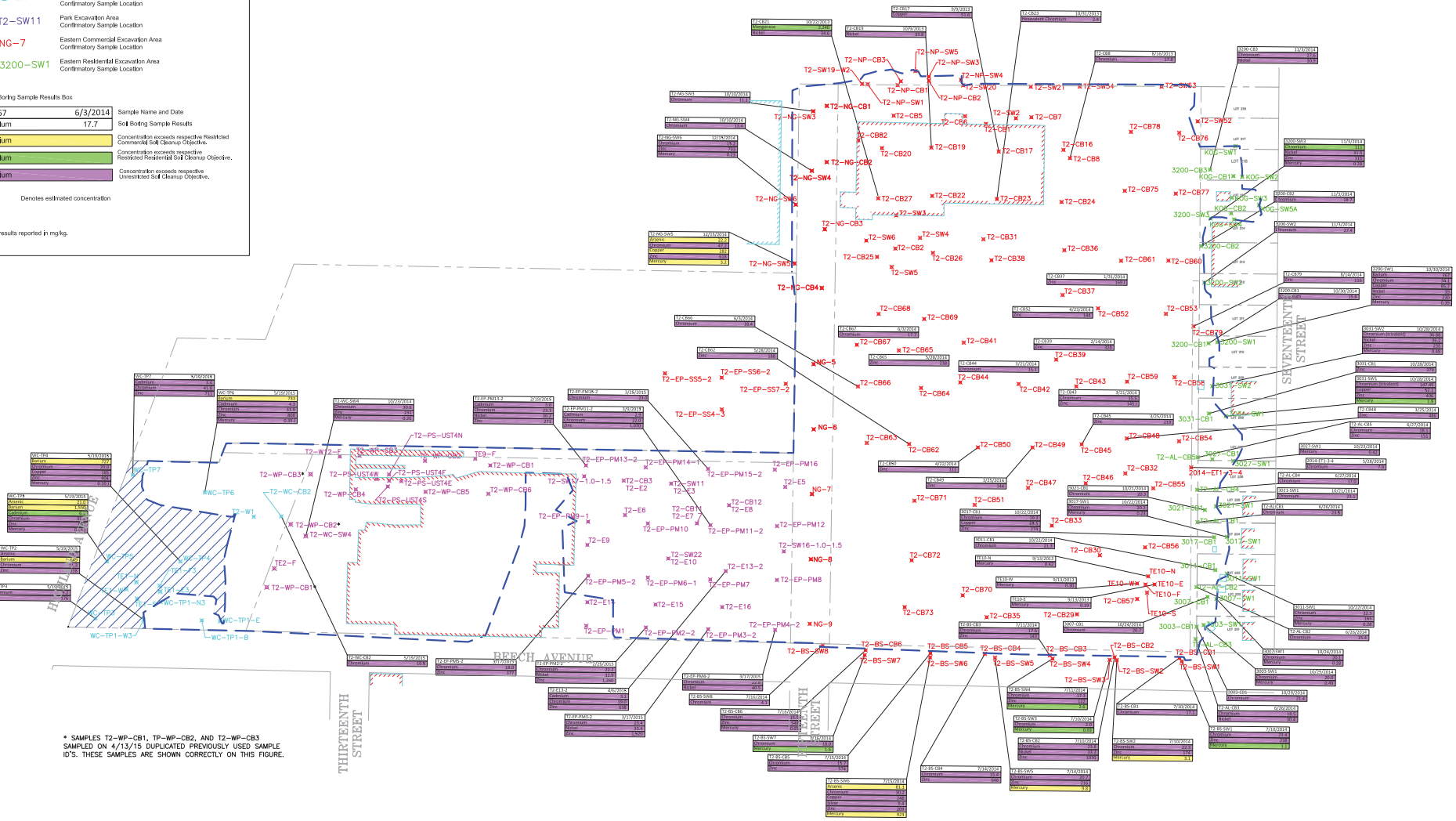
HOLLAND AVENUE
BEECH AVENUE
THIRTEENTH STREET
FOURTEENTH STREET
SEVENTEENTH STREET
WC-TP7
WC-TP6
WC-TP4
WC-TP3
WC-TP1-W3
WC-TP1-B
WC-TP1-E
WC-TP1-N3
T2-W1
T2-WP-CB1
T2-WP-CB2
T2-WP-CB3
T2-WP-CB4
T2-WC-CB2
T2-WC-SW4
T2-PS-UST4N
T2-PS-UST4W
T2-PS-UST4E
T2-PS-UST4S
T2-WP-CB5
T2-WP-CB6
T2-W12-F
T2-E9-F
T2-E2-F
T2-EP-PM13-2
T2-EP-PM14-1
T2-EP-PM15-2
T2-EP-PM16
T2-EP-PM12
T2-EP-PM11-2
T2-EP-PM10
T2-EP-PM9-1
T2-EP-PM8
T2-EP-PM7
T2-EP-PM6-1
T2-EP-PM5-2
T2-EP-PM4-2
T2-EP-PM3-2
T2-EP-PM2-2
T2-EP-PM1
T2-EP-SS6-2
T2-EP-SS5-2
T2-EP-SS7-2
T2-EP-SS4-3
T2-SW11-1.0-1.5
T2-SW16-1.0-1.5
T2-SW22
T2-E10
T2-E13-2
T2-E15
T2-E16
T2-E11
T2-E9
T2-E6
T2-E7
T2-E8
T2-E5
T2-E3
T2-E2
T2-CB11
T2-CB12
T2-CB3
T2-SW11
NG-5
NG-6
NG-7
NG-8
NG-9
T2-NG-CB1
T2-NG-CB2
T2-NG-CB3
T2-NG-CB4
T2-NG-SW3
T2-NG-SW4
T2-NG-SW5
T2-NP-CB1
T2-NP-CB2
T2-NP-CB3
T2-NP-SW1
T2-NP-SW3
T2-NP-SW4
T2-NP-SW5
T2-SW19-W2
T2-SW20
T2-SW21
T2-SW54
T2-SW53
T2-SW52
T2-SW2
T2-SW3
T2-SW6
T2-SW4
T2-SW5
T2-CB1
T2-CB2
T2-CB3
T2-CB5
T2-CB6
T2-CB7
T2-CB8
T2-CB16
T2-CB17
T2-CB19
T2-CB20
T2-CB22
T2-CB23
T2-CB24
T2-CB25
T2-CB26
T2-CB27
T2-CB31
T2-CB36
T2-CB38
T2-CB61
T2-CB60
T2-CB75
T2-CB76
T2-CB77
T2-CB78
T2-CB37
T2-CB68
T2-CB69
T2-CB52
T2-CB53
T2-CB79
T2-CB41
T2-CB39
T2-CB65
T2-CB66
T2-CB67
T2-CB44
T2-CB43
T2-CB59
T2-CB58
T2-CB42
T2-CB64
T2-CB45
T2-CB48
T2-CB54
T2-CB63
T2-CB62
T2-CB50
T2-CB49
T2-CB46
T2-CB47
T2-CB55
T2-CB32
T2-CB71
T2-CB51
T2-CB33
T2-CB30
T2-CB56
T2-CB72
T2-CB70
T2-CB57
T2-CB29
T2-CB35
T2-CB73
T2-BS-CB6
T2-BS-CB5
T2-BS-CB4
T2-BS-CB3
T2-BS-CB2
T2-BS-CB1
T2-BS-SW8
T2-BS-SW7
T2-BS-SW6
T2-BS-SW5
T2-BS-SW4
T2-BS-SW3
T2-BS-SW2
T2-BS-SW1
T2-AL-CB5
T2-AL-CB6
T2-AL-CB7
T2-AL-CB8
T2-AL-CB9
T2-AL-CB4
T2-AL-CB1
T2-AL-CB2
T2-AL-CB3
T2-CB21
T2-CB19
T2-CB17
T2-CB23
T2-CB88
T2-NG-SW3
T2-NG-SW4
T2-NG-SW6
T2-NG-SW5
T2-NG-SW9
T2-WC-SW4
T2-EP-PM13-2
T2-EP-PM14-1
T2-EP-PM2-2
T2-EP-PM3-2
T2-EP-PM7-2
T2-E13-2
T2-PM5-2
T2-BS-SW8
T2-BS-CB6
T2-BS-CB5
T2-BS-CB4
T2-BS-SW7
T2-BS-SW6
T2-BS-SW5
T2-BS-SW4
T2-BS-SW3
T2-BS-SW2
T2-BS-SW1
T2-BS-CB1
T2-BS-CB2
T2-BS-CB3
T2-BS-CB4
T2-BS-CB5
T2-BS-CB6
T2-BS-SW7
T2-BS-SW8
T2-BS-SW9
T2-BS-SW5
T2-BS-SW6

DRAWN BY: SLD 03-18-2016 REVISED BY: TDD 08-22-2017

LEGEND

- Property Boundary
- Demolished Structure
- Existing Structure
- Excavation Limits
- Area Excavated and Graded to Accommodate 1 Foot Clean Cover Soil Above Demarcation Layer
- T2-W1 — Western Commercial Excavation Area Confirmatory Sample Location
- T2-SW11 — Park Excavation Area Confirmatory Sample Location
- NG-7 — Eastern Commercial Excavation Area Confirmatory Sample Location
- 3200-SW1 — Eastern Residential Excavation Area Confirmatory Sample Location

Soil Boring Sample Results Box

WC-TP5 5/19/2015	Sample Name and Date
Benzo(a)anthracene 21,000	Soil Boring Sample Results
Benzo(a)anthracene	Concentration exceeds respective Restricted Commercial Soil Cleanup Objective.
Benzo(a)anthracene	Concentration exceeds respective Restricted Residential Soil Cleanup Objective.
Benzo(a)anthracene	Concentration exceeds respective Unrestricted Soil Cleanup Objective.
J	Denotes estimated concentration

NOTE

Results reported in µg/kg.

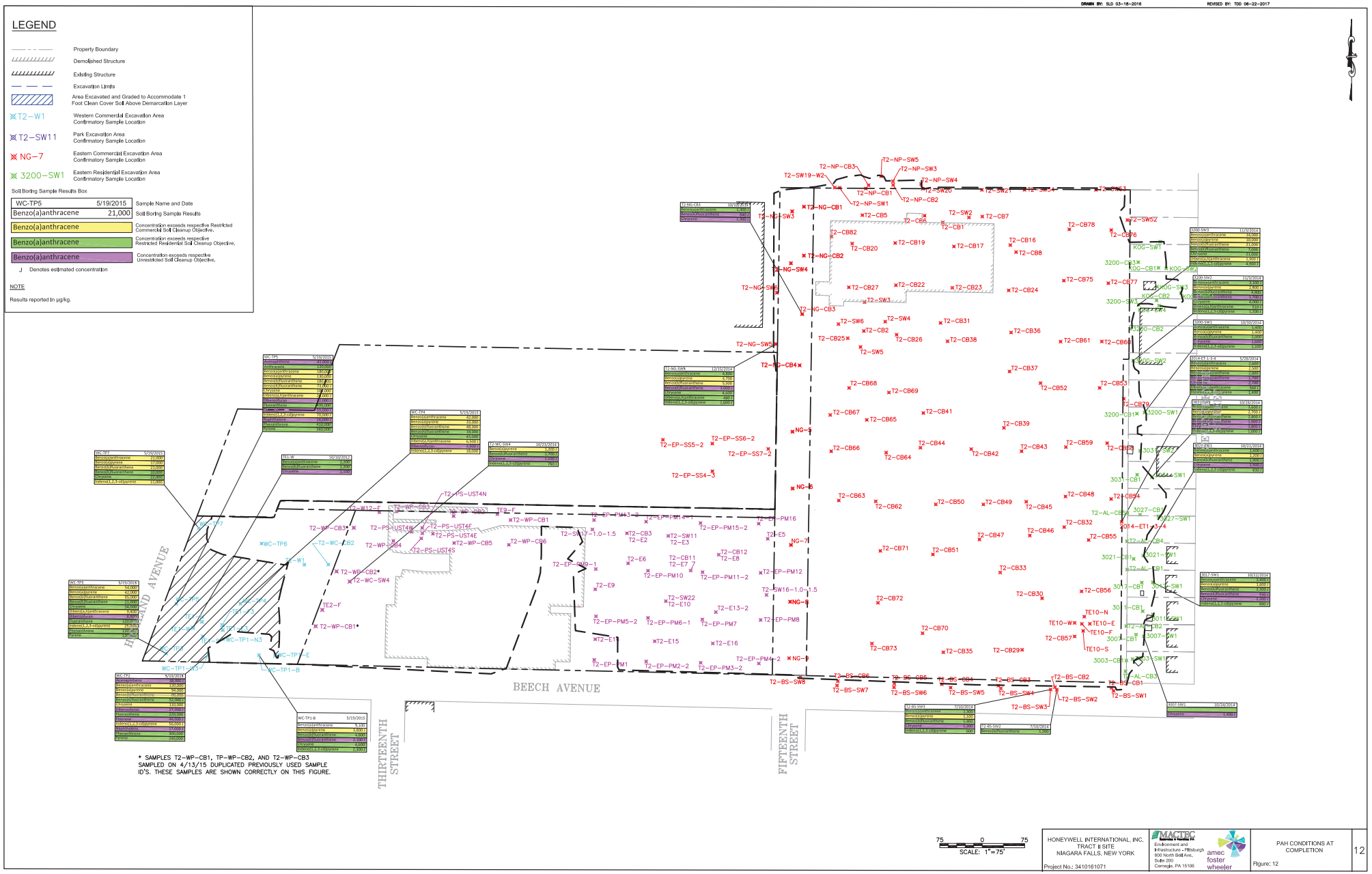

* SAMPLES T2-WP-CB1, TP-WP-CB2, AND T2-WP-CB3 SAMPLED ON 4/13/15 DUPLICATED PREVIOUSLY USED SAMPLE ID'S. THESE SAMPLES ARE SHOWN CORRECTLY ON THIS FIGURE.

75 0 75
SCALE: 1"=75'

HONEYWELL INTERNATIONAL, INC.
TRACT II SITE
NIAGARA FALLS, NEW YORK
Project No.: 3410161071

MACTEC
Environment and Infrastructure - Pittsburgh
800 North Bell Ave.
Suite 200
Carnegie, PA 15106

amec foster wheeler

PAH CONDITIONS AT COMPLETION
Figure: 12

12

C:\Documents\Niagara Falls\Leases for Construction\Tract II Final Engineering Report\Figure 12 - Current PAH Conditions - 2017.dwg Thu, 22 Jun 2017 - 3:30pm tony.dunovan

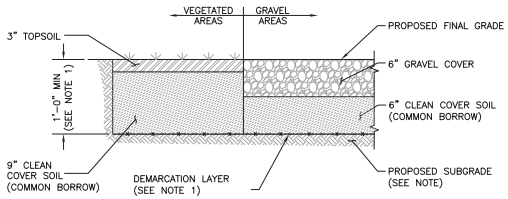

NOTE 1: MATERIAL THAT DOES NOT MEET THE SOIL CLEANUP OBJECTIVES FOR THE SITE SHALL BE PLACED BENEATH A DEMARCATION LAYER AT A MINIMUM DEPTH OF 1-FEET BELOW PROPOSED FINAL GRADE IN COMMERCIAL AREAS.

SOIL COVER DETAIL (M / TYP C-304)
NTS

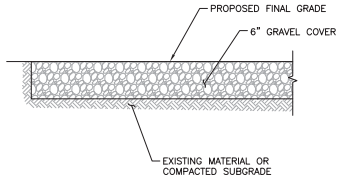

FINAL SURFACING DETAIL (TRACT I)

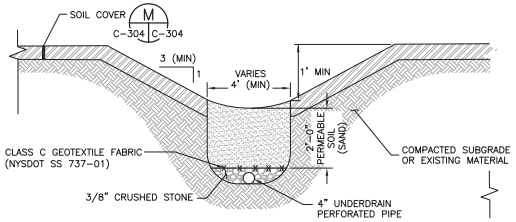

TYPICAL INFILTRATION SWALE (N / TYP C-304)
NTS

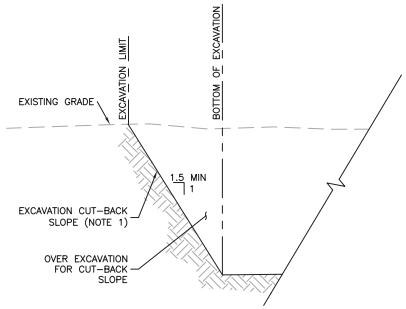

NOTES:

1. CUT-BACK SLOPE SHALL MEET OSHA SAFETY REQUIREMENTS FOR TYPE OF SOIL AND GROUNDWATER CONDITIONS AS DETERMINED BY A COMPETENT EXCAVATION PROFESSIONAL.

TYPICAL EXCAVATION SECTION (O / TYP C-304)
NTS

NOT FOR CONSTRUCTION

FIGURE 13 - COVER SYSTEM DETAILS

NO.	DATE	REVISION	DR	CHK	APVD	BY	APVD
C	8/14/13	REVISED TRACT II RDWP DRAWINGS	TDD	MAP	SCP	TDD	SCP
B	6/3/13	100% REMEDIAL DESIGN DRAWINGS	TDD			TDD	SCP
A	4/8/13	DRAFT 100% REMEDIAL DESIGN DRAWINGS	TDD			TDD	SCP

DSGN TDD

Honeywell
101 COLUMBIA RD. BOX 2105, MORRISTOWN, NJ 07962

100% REMEDIAL DESIGN DRAWINGS
TRACTS I AND II HIGHLAND AVENUE
NIAGARA FALLS, NEW YORK
SITES C932157 AND 932136

MACTEC Engineering and Consulting, P.C.
511 Congress Street
Portland, Maine 04101
(207) 775-5401

MACTEC

CIVIL DETAILS

VERIFY SCALE
BAR IS ONE INCH ON ORIGINAL DRAWING.
0 1"

DATE	3/06/13
PROJ	3410-11-0832
DWG	C-304
SHEET	28 OF 28

THIS DRAWING IS THE PROPERTY OF MACTEC, INCLUDING ALL RIGHTS TO COPYRIGHT, AND IS LOANED FOR THE USE OF THE CONTRACTOR AND OTHERS CONTRACTED UPON THE SUBJECT PROJECT. THE USE OF THIS DRAWING IS RESTRICTED TO THE PURPOSE OF PERFORMING THE WORK SPECIFICALLY PERMITTED IN WRITING BY MACTEC. REPRODUCE THE DRAWING IN WHOLE OR PART, INCLUDING ALL ATTRIBUTED AND ATTACHABLE EQUITIES, AND DISTRIBUTE IT TO PERSONS NOT THE USE OF PERFORMING PLANS FOR PURPOSES OTHER THAN SPECIFICALLY PERMITTED IN WRITING BY MACTEC.

FILE NAME: C:\Donovan\Niagra Falls\Issued for Construction\CONST C-304 Civil Details 2.dwg PLOT DATE: Thu, 15 Aug 2013 PLOT TIME: 12:57 PM

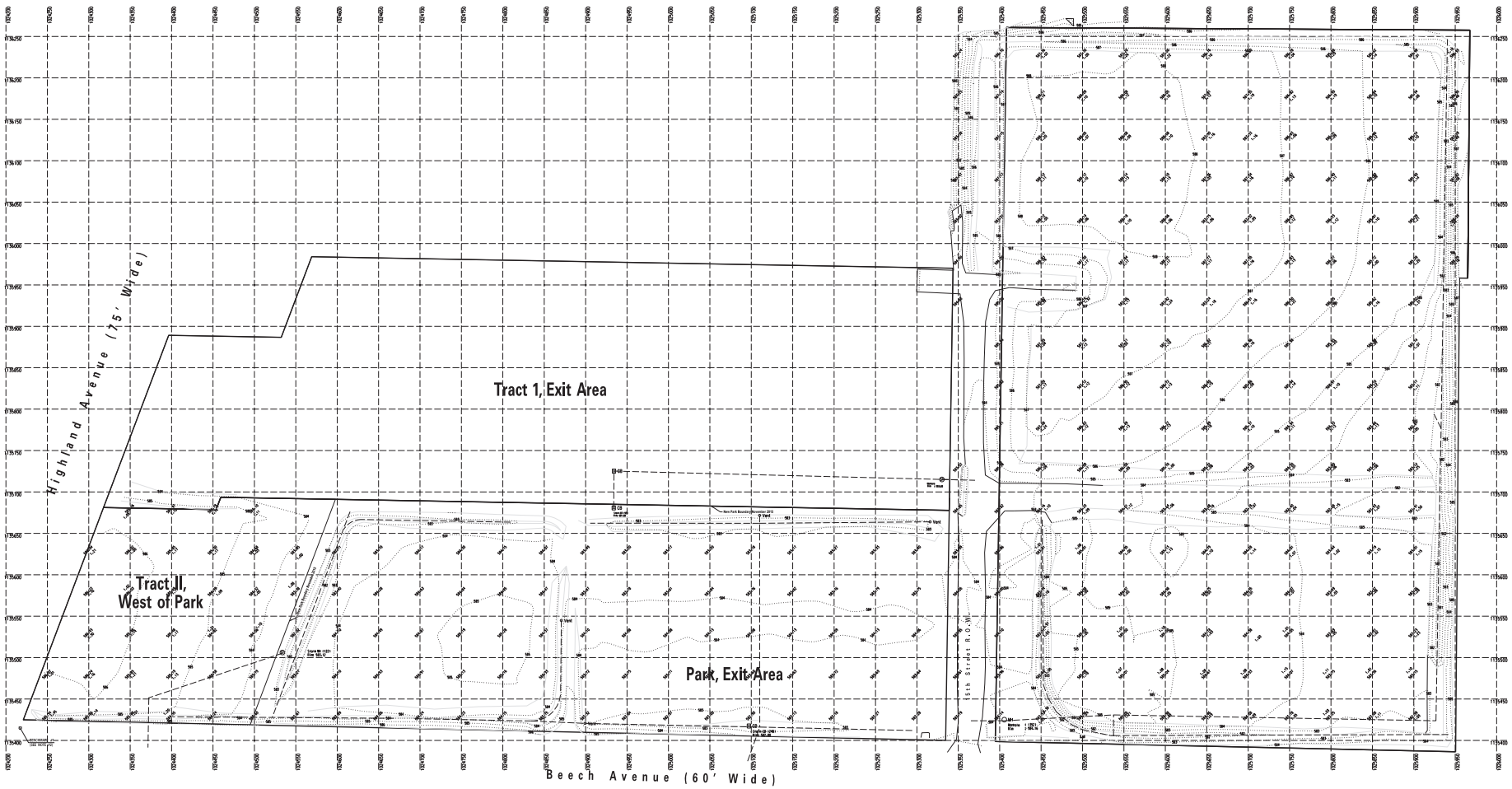

Field Observed Storm Manhole
Field Observed Catch Basin
Field Observed Storm Structure
Design Location Underdrain
Field Observed Breakline
Minor Contour
Major Contour
Boundary Line
State Plane Grid Reference
Elevation Final Cover
Thickness Above Subgrade

Notes:

1) North as Shown on this Map is True North at 78°35' Meridian of West Longitude, as based on the New York State Plane Coordinate System NAD 83, West Zone 3103 as established by GPS Static Survey by Niagara Boundary & Mapping.

2) Elevations as shown on this Map are based NAVD 88.
Site Benchmark: "X" Cut on Eastern bonnet bolt of the fire hydrant at the intersections of Beech Avenue and Highland Avenue. Elevation: 587.62

3) Utilities as shown on this map are plotted from field locations of viable structures and information provided by others. Niagara Boundary & Mapping Services, along with the undersigned Land Surveyor assumes no responsibility as to the accuracy of underground utilities. Contractor must call UFPO three working days prior to any excavation construction activities.

4) Contour interval is 1.0' Foot

Map
Showing Topographic Survey
of Final Cover System
Tract II Highland Avenue

FIGURE 14 - TOPOGRAPHIC SURVEY OF FINAL COVER SYSTEM

Niagara Boundary
And Mapping Services
701 Cayuga Street
Lewiston, NY 14092
(716) 297-6480
FAX (716) 297-6486
E-MAIL NLSNBM@AOL.COM

N B M S

UNAUTHORIZED ALTERATION OR ADDITION TO THIS SURVEY MAP IS A VIOLATION OF SECTION 7209 SUBCHAPTER 2 OF THE NEW YORK STATE EDUCATION LAW.

THIS SURVEY WAS PREPARED BEFORE THE ADVENT OF AN ABSTRACT OF TITLE AND IS SUBJECT TO AND STATE OF FACTS THAT MAY BE REVEALED BY AN EXAMINATION OF SUCH.

LOT	SECTION	TOWNSHIP	RANGE
City	Niagara Falls		
COUNTY	Niagara		
STATE	New York		
DATE	November 23, 2016		
SCALE	1" = 50'		
JOB NO.	7928106 11-23-2016		
REVISIONS			

"ONLY COPIES FROM THE ORIGINAL OF THIS SURVEY MARKED WITH AN ORIGINAL OF THE LAND SURVEYORS EMBOSSED SEAL SHALL BE CONSIDERED TO BE VALID TRUE COPIES."

THIS SURVEY WAS PREPARED FOR THE PARTIES AND PURPOSE INDICATED HEREON. ANY EXTENSION OF THE USE BEYOND THE PARTIES OR PURPOSE INDICATED IS EXPRESSLY FORBIDDEN WITHOUT WRITTEN RELEASE OR PERMISSION OF THE UNDERSIGNED.

Kenneth L. Slaugenhoupt Lic. No. 50349

©COPYRIGHT 2016 NIAGARA BOUNDARY AND MAPPING SERVICES L.S.P.C.

Reproduction or copying of this document may be a violation of copyright law unless permission of the author and / or copyright holder is obtained.

FILE: Z:\dwns Mapping\11-21-16\THS_PROJECT\7928106 DEC digitized\7928106 11-23-16 Map.dgn