2024 Annual Monitoring & Inspection Report

SNPE-VDM Creek Bank Corrective Actions Order on Consent R9-20080205-5
Lockport, New York

Prepared For:
SNPE, Inc.
103 Carnegie Center
Suite 300
Princeton, New Jersey 08540

Prepared By:
TRC Environmental Corporation
1090 Union Road
Suite 280
West Seneca, NY 14224

December 2024
Revised August 2025

TRC Project No.: 595396

TABLE OF CONTENTS

TABLES

FIGURES

APPENDICES

1.0 Introduction

TRC Environmental Corporation (TRC), under contract to SNPE Inc. (SNPE) and in close cooperation with the Site owner, VanDeMark Chemical Inc. (VDM), has prepared this annual monitoring and inspection summary report for 2024, in support of the Operations and Maintenance Plan (OMP) that was prepared for the VDM Lockport Facility by WSP USA Inc. (revised June 2022) (**Ref. 1**). This summary report describes the activities that were performed during 2024 to maintain and monitor the effectiveness of the 2012 Corrective Measures remedial system implemented at the VDM site along a portion of VDM's property adjacent to the north bank of Eighteen Mile Creek Bank (hereafter referred to as the "Creek Bank Area") and the associated groundwater and dense non-aqueous phase liquid (DNAPL) impacts downgradient of the 2011 Interim Corrective Measures (ICMs) excavation areas performed within VDM's manufacturing facility (**Refs. 2 and 3**), which is upgradient of the Creek Bank Area.

The VDM Facility is located in Niagara County, City of Lockport, New York (see **Figure 1**). The Corrective Measures Creek Bank Area and the VDM Facility ICM excavation areas are shown on **Figure 2**. The locations of the areas both within the active VDM Facility and to the south along the Creek Bank Area monitored as part of this annual report are shown on **Figure 3**.

The May 21, 2024 and November 12, 2024 inspection/monitoring events were performed by TRC.

1.1 Purpose

This annual monitoring/inspection report documents the extent to which the objectives of the 2012 Creek Bank Corrective Measures and 2011 VDM Facility Interim Corrective Measure (ICM) are being met based on the following primary activities that were conducted throughout the 2024 monitoring period:

- Two visual inspections for presence of DNAPL in the passive upgradient permeable collection trench installed along the grout cut-off wall alignment including: inspection of the four observation sumps (OS-1 through OS-4).
- Two visual inspections for presence of DNAPL along the Eighteen Mile Creek bank areas where coal tar residuals have previously been observed.
- Annual groundwater sampling of the four piezometers (PZ-1 through PZ-4) installed upgradient and downgradient of the grout cut-off wall.
- Annual sampling of the water discharge from the collection trench Filter Vault overflow chamber.
- Visual inspection of the Filter Vault media (i.e., filter sand and activated carbon) and sump chamber.
- Annual groundwater sampling of two representative upgradient monitoring wells (MW-3D and MW-7D) located within the VDM Facility.

This annual report presents details on the frequency and methodologies employed for the inspections, monitoring, and maintenance activities described above. The documentation and reporting associated with these activities are also described and provided.

2.0 Semi-Annual Inspections

On March 18, 2015, the NYSDEC approved the petition dated March 5, 2015, from SNPE to reduce O&M inspections from quarterly to semi-annually to coincide, at that time, with the semi-annual groundwater sampling events. The semi-annual inspection frequency was continued for the 2024 O&M reporting period and were performed May 21 and November 12, 2024. The results and observations of those inspections for the passive DNAPL collection trench, Creek Bank Area, and Collection Trench Overflow Filter Vault Structure are presented in the following sections.

Field observations were recorded and summarized on written inspection reports (see **Appendix A**) and representative photographs taken during the May and November 2024 inspections are provided in **Appendices B and C**, respectively.

2.1 Passive DNAPL Collection Trench

TRC personnel performed visual inspections of the DNAPL collection trench in May and November 2024. Visual inspections included slowly lowering a wooden probe to the bottom of four, 4-inch diameter PVC DNAPL observation sumps (OS-1, OS-2, OS-3, and OS-4) located along the DNAPL Collection Trench (see **Figure 3**). Construction details for the four DNAPL Observation Sumps are summarized in **Table 1**.

The following observations were recorded and summarized on written inspection reports provided in **Appendix A** for each inspection event.

2.1.1 May 2024 Inspection

During the May 2024 inspection, the bottom of each sump was hard and rocky. Sumps OS-2 and OS-4 were dry, while OS-1 and OS-3 contained groundwater and sediment (each with <0.5-feet of black sediment).

During the May 2024 inspection event, DNAPL accumulation, a sheen (when groundwater was present), and/or odor were not observed within any of the four observation sumps located within the DNAPL collection trench.

2.1.2 November 2024 Inspection

During the November 2024 inspection, the bottom of each sump was hard and rocky. Sumps OS-2 and OS-4 were dry, while OS-1 (±4.1-feet of water and ±0.15-feet of brown sediment), and OS-3 (±0.6-feet of water and ±0.2-feet of black sediment) contained groundwater and sediment.

During the November 2024 inspection event, DNAPL accumulation, a sheen (when groundwater was present), and/or odor were not observed within any of the four observation sumps located within the DNAPL collection trench.

2.2 Creek Bank Area

Visual inspections were performed along approximately 300-feet of the Creek Bank Area in the vicinity of the DNAPL collection trench during the May and November 2024 inspections. Specifically, TRC personnel inspected both the upgradient slope (north of the Trench) and downgradient slope (south of the Trench) for signs of DNAPL accumulation during each inspection event.

The following observations were recorded and summarized on written inspection reports provided in **Appendix A** for each inspection event.

2.2.1 May 2024 Inspection

The upgradient and downgradient slopes to the DNAPL Collection Trench were inspected during the May 2024 inspection event. Late spring vegetative cover was already heavy at the time of the event, which made visual observations more difficult.

No evidence of DNAPL accumulation (or excessive erosion) was observed on the upgradient slope of the Creek Bank Area during the May 2024 inspection. However, minor DNAPL accumulation seeps (i.e., residual coal tar) were observed at a few locations along the north bank of Eighteen Mile Creek, south and west of the Stone Block Structure at the usual recurring locations. TRC personnel attempted to manually remove the observed DNAPL seeps and approximately one 5-gallon bucket of residual DNAPL material was recovered. DNAPL removal was discontinued where it would undermine the steep slope, result in deposition of residuals in the adjacent Creek, or became too difficult to recover manually.

Manually recovered DNAPL volume totals since 2015 are summarized in **Table 2** for tracking purposes. Observation of these areas will continue to address any changes or new seeps.

2.2.2 November 2024 Inspection

The upgradient and downgradient slopes to the DNAPL Collection Trench were inspected during the November 2024 inspection event. The presence of fallen leaves and small tree limbs at the time of the inspection made visual observations more difficult.

No evidence of DNAPL accumulation (or excessive erosion) was observed on the upgradient slope of the Creek Bank Area during the November 2024 inspection. Four DNAPL accumulation seeps were observed along the north bank of Eighteen Mile Creek, all of which were just south of the Stone Block Structure, and at the usual recurring locations. TRC personnel attempted to manually remove three of the observed DNAPL seeps and approximately three buckets (or about 12 gallons) of residual DNAPL material were recovered. One DNAPL seep could not be accessed safely due to its proximity to the water's edge and rocky bank. DNAPL removal was discontinued where it would undermine the steep slope, result in deposition of residuals in the adjacent Creek, or became too difficult to recover manually.

Manually recovered DNAPL volume totals since 2015 are summarized in **Table 2** for tracking purposes. Observation of these areas will continue to address any changes or new seeps.

2.3 Collection Trench Overflow Filter Vault Structure

Inspections of the DNAPL Collection Trench drainage/filtration system, including the Filter Vault and gravel filled sump drain, were performed during the May and November 2024 inspections. Visual observations included noting the general condition of the drainage sump filter media and any evidence of excessive solids accumulation, presence of DNAPL residuals, a water sheen, or filter media washout.

The following observations were recorded and summarized on written inspection reports provided in **Appendix A** for each inspection event.

2.3.1 May 2024 Inspection

During the May 2024 inspection, DNAPL or other evidence of contamination (i.e., sheen and/or odor) were not present on the surface of accumulated water or filter media in the Filter Vault. There was no erosion or disturbance of the drainage sump filter media, with only minor sediment present (<0.5-inch layer) on the top of the sand media. The overflow section (filtered water

discharge chamber) of the sump structure was clear and free of any sediment or solids. A steady water overflow to the discharge pipe was observed at the time of visual inspection.

The gravel filled sump drainage area adjacent to the filter sump was observed to be in good condition with no evidence of surficial water overflow, silting, or DNAPL. VDM personnel periodically keep the area cleared of vegetation to maintain drainage area integrity.

2.3.2 November 2024 Inspection

During the November 2024 inspection, DNAPL or other evidence of contamination (i.e., sheen and/or odor) were not present on the surface of accumulated water or filter media in the Filter Vault. There was no erosion or disturbance of the drainage sump filter media, with only minor sediment present (<0.5-inch layer) on the top of the sand media. The overflow section (filtered water discharge chamber) of the sump structure was clear and free of any sediment or solids. A steady water overflow to the discharge pipe was observed at the time of visual inspection. The padlock and latch to the Filter Vault was damaged due to vandalism; TRC and VDM personnel were able to repair the latch, and a new lock was installed. No other damage was observed.

The gravel filled sump drainage area adjacent to the filter sump was covered in a heavy layer of fallen leaves and dead vegetation along with small diameter saplings, however no evidence of surficial water overflow, silting, or DNAPL was observed. VDM personnel were reminded to have the area cleared to maintain drainage area integrity prior to the next inspection event.

2.4 Inspection Modifications

There were no inspection modifications to the May or November 2024 events.

3.0 Annual Groundwater / Effluent Monitoring

On January 22, 2018, the NYSDEC approved the petition letter dated January 18, 2018, from SNPE to reduce the groundwater/effluent sampling from semi-annual to annual frequency. It was proposed that the annual groundwater/effluent sampling event be performed to coincide with the spring semi-annual inspection event, which is typically conducted in May each year (see **Section 2.0**). As a result of this approved change and since 2018, only one groundwater/effluent sampling event has been conducted per year at the VDM Site.

The groundwater monitoring network includes four (4) piezometers, located in the Creek Bank Area identified as PZ-1 through PZ-4, and two (2) bedrock monitoring wells, located at the top of the escarpment within the VDM Facility identified as MW-3D and MW-7D. Construction details for the piezometers and monitoring wells are summarized in **Table 1**. The four piezometers, two monitoring wells, and Filter Vault effluent are being monitored to establish a groundwater/effluent quality data set for the VDM Site as described in **Sections 3.2 (Piezometers), 3.3 (Filter Vault) and 3.4 (Monitoring Wells)** below.

This was the twelfth year of Site monitoring following the completion of the 2012 Corrective Measures of the Creek Bank Area and the thirteenth year following the completion of the 2011 ICM.

3.1 Groundwater Purging & Sampling

To ensure the collection of representative groundwater samples, each monitoring point (1-inch diameter piezometers and 2-inch monitoring wells) was purged and sampled via low-flow methodology utilizing dedicated high-density polyethylene (HDPE) tubing and a pump (peristaltic for the piezometers and dedicated submersible pump for the monitoring wells). Following pre-sampling activities (see Sections 3.2, 3.3, and 3.4) and during low-flow purging of each monitoring point, field parameters pH, conductivity, temperature, turbidity, dissolved oxygen, and oxidation-reduction potential as well as depth to groundwater measurements were obtained and recorded. Upon stabilization (defined as a fluctuation of ±10%), TRC personnel collected representative groundwater samples for laboratory analysis. Collected groundwater from each monitoring point was discharged into VDM's process sewer manhole.

Monitoring point purging and sampling, including the duration of the purging process, methods employed, volume of water removed, and measured field parameters are included on *Groundwater Field Forms* for each monitoring point provided in **Appendix D**.

3.2 Creek Bank Area Piezometers

On May 21, 2024, annual groundwater sampling of the four (4) piezometers (PZ-1, PZ-2, PZ-3, and PZ-4) installed as part of the 2012 Creek Bank Corrective Measures was performed to assess the general groundwater quality upgradient and downgradient of the grout curtain and bedrock cutoff system (refer to **Figure 3**). Construction details for the four piezometers are summarized in **Table 1**. The location of each piezometer is shown in **Figure 3**.

Pre-sampling activities included piezometer inspection/assessment, static depth to water measurements, total depth sounding, and DNAPL determination. During inspection and assessment, the physical condition of each piezometer, protective casing, J-plug/cap, and lock were noted, and any recommended repairs or maintenance required (if necessary) was documented. Piezometer inspection and assessment results are discussed in **Section 3.5**.

3.2.1 Sampling & Analysis

Collected groundwater samples from three of the four piezometers (PZ-2, PZ-3, and PZ-4) were submitted to Alpha Analytical, Inc. located in Tonawanda, New York, a New York State Department of Health (NYSDOH) Environmental Laboratory Accreditation Program (ELAP) certified laboratory for TCL Volatile Organic Compound (VOC) (USEPA Method 8260C) and TCL Semi-volatile Organic Compound (SVOC) (USEPA Method 8270C) analysis. Alpha was recently acquired by Pace Analytical Services and is herein referenced as "Alpha/Pace". TRC personnel delivered the groundwater samples under proper preservation and chain of custody procedures to Alpha/Pace, within eight hours of collection.

Following sample collection, groundwater from each piezometer was analyzed in the field for pH, temperature, specific conductance, turbidity, dissolved oxygen, and ORP, along with appearance/odor and any DNAPL observations. Field measurements and observations following sample collection were recorded on TRC's *Groundwater Field Forms* provided in **Appendix D** and are summarized in **Table 3**.

Piezometer PZ-1 was determined to be dry during the May 2024 sampling event, and therefore, no field parameters or samples could be obtained.

3.2.2 2024 Analytical Results

The laboratory analytical data summary package for the piezometer groundwater samples is provided in **Appendix E**. The 2024 analytical results are summarized in **Table 3** with comparison to Class "GA" Ambient Water Quality Standards and Guidance Values (AWQSs/GVs) per NYSDEC Technical and Operational Guidance Series (TOGS) 1.1.1. Examination of **Table 3** indicates:

- A pH of 8.60 at piezometer PZ-4 slightly exceeded the AWQS of 6.5 to 8.5.
- VOCs were not detected in groundwater from any of the piezometers.
- Phenol was the only SVOC detected in Creek Bank Area groundwater at a concentration exceeding the AWQS at piezometers PZ-2 and PZ-3.
- Only naphthalene, another SVOC, specifically a polycyclic aromatic hydrocarbon (PAH), was detected above the AWQS/GV at piezometer PZ-3.

No other compounds were detected in piezometer groundwater above the individual AWQSs/GVs.

3.2.3 Historical Analytical Results

Historical analytical results for piezometer groundwater samples collected from 2013 to 2024 within the Creek Bank Area have been summarized and are provided in **Appendix F**. Evaluation of the 2024 analytical results compared to the historical results for each piezometer is provided below.

- Except for occasional and sporadic low-concentration detections of a few compounds, VOCs continue to be reported as non-detect with no discernible trend (i.e., either increasing or decreasing) or consistent detections at piezometers PZ-2, PZ-3, and PZ-4.

- Although several PAHs persist at estimated and residual concentrations, there continues to be no discernible trend (i.e., either increasing or decreasing) or consistent detections at piezometers PZ-2, PZ-3, and PZ-4.

Based on this comparison, TRC will continue to assess the piezometer groundwater data for trends and evaluate the effectiveness of the Corrective Measures as additional analytical data is collected during future annual monitoring events. The data collected to date from historical groundwater sampling events demonstrates that the DNAPL source in the upgradient bedrock appears to be contributing to residual PAH detections at low-level (and estimated) concentrations in piezometers PZ-2, PZ-3, and PZ-4.

3.3 Creek Bank Area Filter Vault Structure

On May 21, 2024, annual effluent sampling of the collection trench drainage/filtration system overflow chamber (Filter Vault) was performed to assess the general performance of the grout wall and bedrock cutoff system. The locations of the Filter Vault, sump drain, grout curtain, and DNAPL collection trench are shown in **Figure 3**.

Pre-sampling activities included inspection of the vault filter media, a vault-maintenance check, and DNAPL determination. During inspection and assessment, the physical condition of filter sump, sump media, and sump drain were noted, and any recommended repairs or maintenance required (if necessary) were documented. Filter Vault system inspection and assessment results are discussed in **Section 2.3**.

3.3.1 Sampling & Analysis

The Filter Vault effluent sample was collected via direct grab and submitted to Alpha/Pace for TCL VOC (USEPA Method 8260B) and TCL SVOC (USEPA Method 8270C) analysis. TRC personnel delivered the effluent sample under proper preservation and chain of custody procedures to Alpha/Pace, within eight hours of collection.

Following sample collection, the effluent water sample was analyzed in the field for pH, temperature, specific conductance, turbidity, dissolved oxygen, and ORP, along with appearance/odor. Field measurements and observations were recorded on TRC's *Water Sample Collection Log* provided in **Appendix D** and are summarized in **Table 3**.

3.3.2 2024 Analytical Results

The laboratory analytical data summary package for the Filter Vault effluent sample is provided in **Appendix E**. The 2024 analytical results are summarized in **Table 3** with comparison to Class "GA" AWQSs/GVs per NYSDEC TOGS 1.1.1. Examination of **Table 3** indicates:

- Chloroform was the only detected VOC at a concentration slightly above the AWQS in the Filter Vault effluent sample.
- Phenol was the only SVOC detected in the Filter Vault effluent sample at an estimated concentration (J-qualified) slightly above the individual AWQS.
- Naphthalene was detected in the Filter Vault effluent sample however at a residual concentration well below the AWQGV.

No other compounds were detected in Filter Vault effluent water above the individual AWQSs/GVs.

3.3.3 Historical Analytical Results

Historical analytical results for the Filter Vault effluent samples collected from 2013 to 2024 within the Creek Bank Area have been summarized and are provided in **Appendix F**. Evaluation of the 2024 analytical results compared to the historical results is provided below.

- Except for occasional and sporadic low-concentration detections of a few compounds, chloroform is the only VOC that continues to be reported at a concentration above the AWQS. Historically, the reported concentrations have indicated a decreasing trend since November 2017 and are currently only slightly above the AWQS in 2024. This decreasing trend is expected to continue.
- Since 2013, PAHs have been detected in Filter Vault effluent at estimated (J-qualified) and residual concentrations well below the individual AQWS/GVs with only four minor exceptions; the June 2016 effluent sample contained bis(2-ethylhexyl)phthalate at a concentration slightly above the individual AWQS and the May 2023 effluent sample contained benzo(b)fluoranthene, benzo(k)fluoranthene, and indeno(1,2,3-cd)pyrene at concentrations slightly above the individual AWQGVs. These results are considered outliers as each identified PAH has not been detected exceeding the individual AWQS/GVs prior to and since their initial detection. Comparatively, the 2024 results identified only two PAHs not historically detected, one of which was well below the naphthalene AWQGV and the other of which at a residual concentration slightly above the phenol AWQS. Based on the historical results for PAHs, there is no discernible trend (i.e., either increasing or decreasing) or consistent detections in the Filter Vault effluent.

Based on this comparison, TRC will continue to assess the Filter Vault effluent data for trends and evaluate the effectiveness of the Corrective Measures as additional analytical data is collected during future annual monitoring events.

3.4 VDM Facility Monitoring Wells

Annual groundwater sampling was performed May 21, 2024 on two existing monitoring wells, identified as MW-3D and MW-7D, located within the operational portion of the VDM Facility at the top of the escarpment, to assess the general groundwater quality at these upgradient locations. Construction details for both monitoring wells are summarized in **Table 1**. The location of each monitoring well is shown on **Figures 2 and 3**.

Pre-sampling activities included monitoring well inspection/assessment, static depth to water measurements, total depth sounding, and DNAPL determination. During inspection and assessment, the physical condition of each monitoring well, protective road box, J-plug/cap, and lock were noted, and any recommended repairs or maintenance required (if necessary) was documented. Monitoring well inspection and assessment results are discussed in **Section 3.5**.

3.4.1 Sampling & Analysis

Collected groundwater samples from both monitoring wells MW-3D and MW-7D were submitted to Alpha/Pace for TCL VOC (USEPA Method 8260B) and TCL SVOC (USEPA Method 8270C) analysis. TRC personnel delivered the groundwater samples under proper preservation and chain of custody procedures to Alpha/Pace, within eight hours of collection.

Following sample collection, groundwater from each monitoring well was analyzed in the field for pH, temperature, specific conductance, turbidity, dissolved oxygen, and ORP, along with

appearance/odor. Field measurements and observations were recorded on TRC's *Groundwater Field Forms* provided in **Appendix D** and are summarized in **Table 3**.

3.4.2 2024 Analytical Results

The laboratory analytical data summary package for the monitoring well groundwater samples is provided in **Appendix E**. The 2024 analytical results are summarized in **Table 3** with comparison to Class "GA" AWQSs/GVs per NYSDEC T.O.G.S 1.1.1. Examination of **Table 3** indicates:

- VOCs were detected in VDM Facility groundwater, some at concentrations exceeding the individual AWQSs/GVs, including:
  - 1,1-dichloroethane, 1,1-dichloroethene, 1,2-dichloroethane, benzene, carbon tetrachloride, chlorobenzene, and vinyl chloride at well MW-3D.
  - There were no VOCs detected at a concentration exceeding the individual AWQSs/GVs at well MW-7D.
- Phenol was detected in VDM Facility groundwater at concentrations exceeding the individual AWQS at wells MW-3D and MW-7D. Biphenyl was only detected at a concentration exceeding the individual AWQS at well MW-7D.
- Other SVOCs, all PAHs, were detected in VDM Facility groundwater, some at concentrations exceeding the individual AWQSs/GVs, including:
  - There were no PAHs detected at a concentration exceeding the individual AWQSs/GVs at well MW-3D.
  - Acenaphthene, benzo(a)anthracene, benzo(a)pyrene, benzo(b)fluoranthene, benzo(k)fluoranthene, biphenyl, chrysene, fluoranthene, fluorene, ideno(1,2,3-cd)pyrene, naphthalene, phenanthrene, and pyrene at well MW-7D.

No other compounds were detected in VDM Facility groundwater above the individual AWQSs/GVs.

A petroleum-like odor and slight sheen were observed during purging and sampling of well MW-7D. DNAPL was not identified at the bottom of either well; MW-3D or MW-7D.

3.4.3 Historical Analytical Results

Historical analytical results for monitoring well groundwater samples collected from 2013 to 2024 within the VDM Facility have been summarized and are provided in **Appendix F**. Evaluation of the 2024 analytical results compared to the historical results for each well is provided below.

- Well MW-3D (**Section 3.6** explains the sampling and analytical history of well MW-3D):
  - Five VOCs (1,1,1-trichloroethane, 1,1-dichloroethane, 1,1-dichloroethene, 1,2-dichloroethene, and vinyl chloride) have historically been reported at concentrations above the individual AWQSs, all of which appear to indicate a decreasing trend (albeit using only a few data points) below or approaching the individual AWQSs.
  - Three VOCs (benzene, carbon tetrachloride, and chlorobenzene) were reported above the AWQS for the second time since 2013. There are only two data points for these compounds, so a trend determination (i.e., either neutral, increasing, or decreasing) is not apparent currently.
  - There were no SVOCs, including PAHs, reported at a concentration above the individual AWQSs/GVs in 2024.

- Well MW-7D:
    - There were no VOCs reported at a concentration above the individual AWQSs in 2024. The historical data appears to indicate a decreasing trend of detected VOCs to concentrations below the individual AWQSs/GVs since 2013.
    - Phenol was detected for the first time in 2024 since sampling began in 2013, and at a concentration slightly above the AWQS.
    - Consistent with historical data, thirteen PAHs were reported at a concentration above the individual AWQSs/GVs in 2024 (see **Section 3.4.2**). Following uncharacteristically high concentrations (i.e., outliers) reported for each PAH in 2021, PAH concentrations have returned to typical historical ranges and an apparent return to a neutral trend (neither increasing or decreasing) can be observed.

The presence of free product (i.e., emulsified globules) and/or measured DNAPL has been an ongoing observation in well MW-7D. However, in 2024, the sampling procedure was modified from the traditional method of using a polyethylene disposable bailer to a low-flow purge and sample procedure. This modification has significantly lowered the field measured turbidity (<20 NTU) and the historically observed emulsified globules were not present during the 2024 sampling event. Visual and olfactory observations of groundwater during purging and sampling of well MW-7D from available *Sample Collection Information Forms* (2018 to 2024) have included the following:

- 2018: "*slightly turbid, slight oil sheen*"
- 2019: "*rainbow sheen*"
- 2020: "*slight oil sheen*"
- 2021: "*oil-diesel odor, more sheen than typically observed*"
- 2022: "*black specks in suspension, oil sheen on surface, 1-inch DNAPL at bottom of well*"
- 2023: "*trace emulsified globules*"
- 2024: "*slight sheen, petroleum-like odor, clear, no DNAPL at bottom of well*"

Sampling groundwater at monitoring wells with observed free product (i.e., emulsified globules), measurable NAPL (light or dense), or a sheen can produce analytical results that are highly variable and most often biased high, which may be reflected in the wide fluctuation of PAH concentrations historically reported for well MW-7D. Although the modified purging/sampling procedure to low-flow in 2024 has significantly reduced field turbidity and eliminated the presence of emulsified globules, a sheen of product was still observed. Aside from this observation, this sampling procedure modification should produce more consistent and repeatable analytical results going forward.

Based on historical comparisons of analytical data, TRC will continue to assess the monitoring well groundwater data for trends and evaluate upgradient groundwater within the VDM Facility as additional analytical data is collected during future annual monitoring events.

3.5 Piezometer & Monitoring Well Inspection & Assessment

As previously stated, pre-sampling activities included piezometer and monitoring well inspection and assessment during the May 2024 event to determine their usability and efficacy to monitor groundwater at the Site. Assessment and inspection included, but was not limited to, well casings, J-plugs, hinges, road boxes, vegetative encroachment, locks, etc. TRC recorded the assessment

results on individual *Piezometer/Monitoring Well Inspection Forms* which are provided in **Appendix D**. The following summarizes the May 2024 assessment results:

- All four piezometers (PZ-1, PZ-2, PZ-3, and PZ-4) were in good condition; no issues requiring action were identified.
- Monitoring wells MW-3D and MW-7D were in good condition; no issues requiring action were identified.

3.6 Groundwater Monitoring Program Clarifications

During the May 2024 annual groundwater monitoring event, one clarification to the Annual Groundwater Monitoring program was identified, discussed with, and approved by the Department.

During the May 2023 inspection/sampling event, a monitoring well pair was identified in the vicinity of well MW-3D immediately south of D-Building (see **Figures 2 and 3**). Construction details from the OMP for well MW-3D indicated a total depth of approximately 45 feet below ground surface (fbgs) whereas well MW-3S reportedly has a total depth of approximately 26 fbgs. Both monitoring wells were sounded during the May 2023 event, which confirmed these total depths and helped to correctly identify each well. Following well depth sounding and a discussion with the NYSDEC Project Manager and VDM personnel, it was determined that the monitoring well previously identified (and sampled) as well MW-3D, is well MW-3S. A search and review of historical Sample Collection Field Logs (from 2013 to 2022) revealed well MW-3D was correctly sampled in June and September 2013 with a reported total depth of 44.87 fbgs. From 2014 to 2019, well MW-3D was reportedly not sampled due to damage by plant snow removal activities. Subsequent field logs indicated a total depth of 26.00 fbgs in May 2020, 25.98 fbgs in May 2021, and 25.98 fbgs in June 2022. Based on these findings, it appears well MW-3S was mistakenly sampled during the 2020, 2021, and 2022 events instead of well MW-3D. As such, these sampling events are not considered relevant to historical analytical discussions of well MW-3D; the results of well MW-3S are displayed in the historical monitoring results summary in **Appendix E**, however they were not used to assess historical groundwater quality (and trends) at well MW-3D discussed in **Section 3.4.3** or **3.7**.

In May 2024, well MW-3D measured a total depth of approximately 45.61 fbgs and was sampled. Both wells have been clearly marked in the field to avoid future mis-sampling and each is shown in their correct orientation on **Figures 2 and 3**.

3.7 Groundwater Quality Assessment & Conclusions

In 2024, network monitoring wells and piezometers currently monitored were observed to be in good condition and continue to be viable and effective monitoring points to determine upgradient versus downgradient groundwater quality at the Site.

Examination of the current 2024 and historically reported groundwater quality in upgradient monitoring wells within the VDM Facility and downgradient piezometers in proximity to the Creek Bank Area indicates:

- None of the VOCs detected above the AWQSs/GVs in upgradient VDM Facility groundwater were detected in downgradient Creek Bank Area piezometer groundwater.
- Similar PAHs were identified in upgradient VDM Facility groundwater although at much higher concentrations than those detected in downgradient groundwater within the Creek

Bank Area. As such, the downgradient Creek Bank Area groundwater does not appear to be impacted by these upgradient elevated concentrations, and the data collected to date demonstrates that the DNAPL source in the upgradient bedrock of the Creek Bank Area appears to be only contributing low-level, residual PAH (and in some instances, estimated and even non-detect) concentrations in downgradient piezometer groundwater.

- Phenol was detected at a concentration exceeding the AWQS at VDM Facility monitoring wells MW-3D and MW-7D, Creek Bank piezometer PZ-2, and Filter Vault Effluent for the first time. The cause of these detections and exceedances is unknown.

- Since June 2013, biphenyl has been detected at concentrations exceeding the AWQS at VDM Facility well MW-7D during 8 of 17 events (ranging from 3.3 to 1,000 ug/L). See concentration versus time chart below.

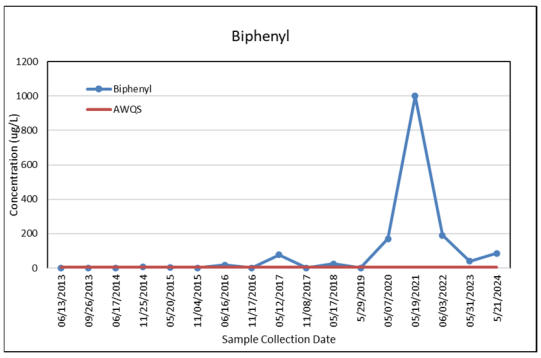

- Since June 2013, phenol has been detected at concentrations exceeding the AWQS at Creek Bank piezometers PZ-3 during 13 of 17 events (ranging from 7.2 to 130 ug/L) and PZ-4 during 3 of 21 events (ranging from 0.49 to 260 ug/L). See concentration versus time charts below:

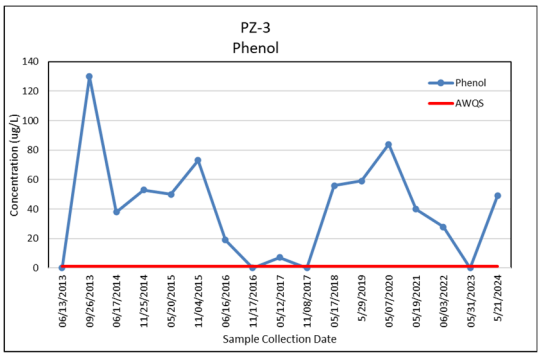

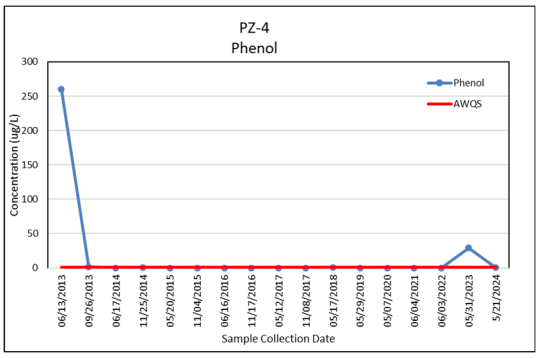

TRC continues to carefully observe the detected compounds in both the upgradient monitoring wells and the downgradient piezometers, however we do not believe further actions are warranted at this time based on the lack of VOCs in downgradient groundwater, the lack of an increasing trend in detections in upgradient and downgradient groundwater, as well as low-level, residual concentrations of PAHs detected in downgradient groundwater. TRC will continue to assess VDM Facility monitoring well groundwater data for trends and evaluate potential impacts of upgradient groundwater on the quality of downgradient Corrective Measures groundwater as additional analytical data is collected from future annual monitoring events.

4.0 Additional NYSDEC-Requested Activities

The following NYSDEC requests were reviewed and agreed to by SNPE/VDM and performed by TRC personnel during the 2024 inspection/monitoring events as described in the following sections.

4.1 Well MW-2D Sampling & Analysis

Per NYSDEC/NYSDOH's February 16, 2023 Comment #1 regarding the 2022 Annual Report (and SNPE/VDM/WSP's March 27, 2023 Response), bedrock well MW-2D was to be sampled in 2023. Accessibility issues related to the position of a shed covering well MW-2D during both the May and November 2023 events prohibited access and sample collection. As such, bedrock well MW-2D was purged and sampled during the May 2024 annual groundwater monitoring event via dedicated polyethylene bailer. Following removal of three well volumes, groundwater samples were collected from bedrock well MW-2D and analyzed for TCL VOCs (Method 8260C) and TCL SVOCs (8270D). TRC personnel delivered the groundwater samples under proper preservation and chain of custody procedures to Alpha/Pace, within eight hours of collection. Purge water was collected and discharged into VDM's process sewer manhole.

Following sample collection, groundwater from well MW-2D was analyzed in the field for pH, temperature, specific conductance, turbidity, dissolved oxygen, and ORP, along with appearance/odor. Field measurements and observations were recorded on TRC's *Groundwater Field Forms* provided in **Appendix D** and the laboratory analytical data summary package is provided in **Appendix E**. The 2024 analytical results are summarized in **Table 3** with comparison to Class "GA" AWQSs/GVs per NYSDEC T.O.G.S 1.1.1.

Examination of **Table 3** indicates:

- VOCs were detected in well MW-2D groundwater, some at concentrations exceeding the individual AWQSs/GVs, including 1,2-dichloroethane, ethylbenzene, o-xylene, and p/m-xylene.
- Phenol and biphenyl were the only SVOCs detected in well MW-2D groundwater at a concentration exceeding the individual AWQSs. Historical results for phenol and/or biphenyl detection (and AWQS exceedances) at VDM Facility well MW-2D are not available, so a discussion related to its relevance cannot be provided.
- Other SVOCs, all PAHs, were detected in well MW-2D groundwater, some at concentrations exceeding the individual AWQSs/GVs, including acenaphthene, benzo(a)anthracene, benzo(a)pyrene, benzo(b)fluoranthene, benzo(k)fluoranthene, biphenyl, chrysene, fluoranthene, fluorene, ideno(1,2,3-cd)pyrene, naphthalene, and phenanthrene.

No other compounds were detected in well MW-2D groundwater above the individual AWQSs/GVs. A petroleum-like odor and slight sheen was observed during purging and sampling of well MW-2D. DNAPL was not identified at the bottom of well MW-2D.

4.2 Emerging Contaminant (EC) Sampling

Per NYSDEC/NYSDOH's February 13, 2024 Comment #7 (and SNPE/VDM/TRC's February 26, 2024 response), TRC prepared a Sampling Work Plan for Emerging Contaminants (ECs) in accordance with current NYSDEC protocols. EC sampling was performed during the May 2024

monitoring event at upgradient bedrock wells MW-3D and MW-7D and downgradient piezometers PZ-2 and PZ-3 (collectively called "*EC monitoring points*") in accordance with the EC Work Plan.

Each EC monitoring point was purged and sampled via low-flow methodology utilizing dedicated HDPE tubing and a pump (non-dedicated peristaltic for the piezometers and dedicated submersible pump for the monitoring wells). Following field parameter stabilization (i.e., ±10% variability) and prior to routine sampling described in **Section 3.4**, groundwater samples from the EC monitoring points were collected and analyzed for 1,4-dioxane (via USEPA Method 8270D SIM) and per- and polyfluoroalkyl substances (PFAS) (via USEPA Method 1633). TRC personnel delivered the groundwater samples under proper preservation and chain of custody procedures to Alpha/Pace, within eight hours of collection. Purge water was collected and discharged into VDM's process sewer manhole.

Following sample collection, groundwater from each EC monitoring point was analyzed in the field for pH, temperature, specific conductance, turbidity, dissolved oxygen, and ORP, along with appearance/odor. Field measurements and observations were recorded on TRC's *Groundwater Field Forms* provided in **Appendix D** and the laboratory analytical data summary package is provided in **Appendix E**. The 2024 field measured parameters are presented on **Table 3** and the EC analytical results are summarized in **Table 4** with comparison to Class "GA" AWQSs/GVs per NYSDEC T.O.G.S 1.1.1, NYSDOH Maximum Contaminant Levels (MCLs), USEPA MCLs, and USEPA Hazard Index.

Examination of **Table 4** indicates:

- 1,4-dioxane:
  - 1,4-dioxane was detected at a concentration exceeding the NYSDEC AWQS at all four EC monitoring points.
  - 1,4-dioxane was also detected at a concentration exceeding the NYSDOH MCL at wells MW-3D and MW-7D.
- PFAS:
  - Several PFAS compounds were detected at all four EC monitoring points.
  - PFOA, and PFOS concentrations at downgradient piezometers PZ-2 and PZ-3 are well below the individual NYSDEC AWQSs, NYSDOH MCLs, and USEPA MCLs.
  - Perfluorooctanesulfonic acid (PFOS) was detected at a concentration exceeding the AWQS and USEPA MCL at upgradient well MW-7D.
  - Perfluorooctanoic acid (PFOA) was detected at a concentration exceeding the NYSDEC AWQS and USEPA MCL at upgradient wells MW-3D and MW-7D. The PFOA concentration also exceeded the NYSDOH MCL at upgradient well MW-3D.
  - USEPA's Hazard Index Maximum Contaminant Level (MCL) is 1 (unitless) and applies to any mixture containing two or more of perfluorononanoic acid (PFNA), perfluorohexanesulfonic acid (PFHxS), perfluorobutanesulfonic acid (PFBS), and hexafluoropropylene oxide dimer acid (HFPO-DA) (known as "*GenX chemicals*"). These four compounds are shaded **green** on **Table 4**, along with the calculated Hazard Index for each monitoring point. None of the EC monitoring points received a Hazard Index greater than 1.

No other compounds were detected in EC monitoring point groundwater above the individual regulatory limits. A petroleum-like odor and slight sheen were observed during purging and

sampling of well MW-7D. DNAPL was not identified at the bottom of any of the EC monitoring points.

In October 2018, groundwater from piezometer PZ-3, well MW-7D, and the Filter Sump were analyzed for 1,4-dioxane and PFAS ECs. A comparison of the October 2018 results to the AWQSs, NYSDOH MCLs, and USEPA MCLs presented in **Table 4**, indicates:

- 1,4-dioxane:
  - 1,4-dioxane was detected at a concentration exceeding the NYSDEC AWQS at downgradient piezometer PZ-3, upgradient well MW-7D, and the Filter Sump.
  - 1,4-dioxane was also detected at a concentration exceeding the NYSDOH MCL at well MW-7D.
- PFAS:
  - Several PFAS compounds were detected at downgradient piezometer PZ-3, upgradient well MW-7D, and the Filter Sump.
  - PFOA, and PFOS concentrations at downgradient piezometer PZ-3 are well below the individual NYSDEC AWQSs, NYSDOH MCLs, and USEPA MCLs.
  - The concentration of PFOS detected in upgradient well MW-7D exceeds the NYSDEC AWQS and USEPA MCL, but below the NYSDOH MCL.
  - The concentration of PFOS detected in the Filter Sump is well below the NYSDEC AWQS, NYSDOH MCL, and USEPA MCL.
  - The individual concentrations of PFOA at upgradient well MW-7D and the Filter Sump exceed the NYSDEC AWQS and USEPA MCL. The PFOA concentration detected at upgradient well MW-7D also exceeds the NYSDOH MCL.
  - Although HFPO-DA was not analyzed in October 2018, the USEPA Hazard Index calculated using the other three Gen-X chemicals for downgradient piezometer PZ-3, upgradient well MW-7D, and the Filter Sump indicate a Hazard Index well below 1.

It is worth noting that the PFAS analytical method used for the October 2018 EC Event was modified EPA Method 537.1 which included 21 PFAS compounds in lieu of the currently NYSDEC-required EPA Method 1633 utilized in May 2024, which includes 40 PFAS compounds (see **Table 4**). Modified EPA Method 537.1 is a drinking water analytical method that is susceptible to bias from suspended solids typically found in non-potable groundwater, surface water, and/or wastewater (e.g., elevated turbidity) whereas Method 1633 is a non-potable water, liquids (such as groundwater, stormwater, runoff, and landfill leachate), and solid matrices (such as soil, biosolids, and biota) method. The October 2018 groundwater samples were collected via dedicated polyethylene bailer, a high-energy method that entrains suspended solids in the groundwater matrix resulting in potentially biased PFAS results. As such, appropriate caution should be applied to a direct comparison between the October 2018 and the May 2024.

4.3 Well Repairs

On July 12, 2024, and per NYSDEC/NYSDOH's February 13, 2024 Comment #8 (and SNPE/VDM/TRC's February 26, 2024 response), five non-network in-plant monitoring wells were repaired to correct deficiencies identified in 2023. Monitoring wells MW-2SR, MW-3S, MW-5S, and MW-10D received new road boxes/concrete seals. Well MW-2D received a new J-plug/cap during the May 2024 sampling event.

Road box and concrete seal replacements were completed by Earth Dimensions, Inc. of Elma, New York, a local environmental drilling subcontractor, with TRC and NYSDEC oversight. Representative photographs are included in **Appendix G**.

5.0 Maintenance & Clean-Out Activities (As Needed)

As described in **Sections 2.0 and 3.0** above, the inspections conducted in 2024 did not find evidence of DNAPL impacts to the DNAPL Collection Trench or Filter Vault within the Creek Bank Area, therefore maintenance or clean-out activities were not necessary or performed on these components of the Creek Bank Area remedial system. Additionally, repairs to the network piezometers and monitoring wells were not required since no damage was observed to the protective casings (piezometers), road boxes (monitoring wells), surface seals, locks, and/or well/piezometer risers. The lock to the Filter Vault was vandalized/broken, and subsequently replaced during the November 2024 event.

Observed deficiencies to non-network monitoring wells MW-2SR (needs new road box), MW-2D (missing J-plug/cap), MW-3S (needs new road box), MW-5S (needs new road box), and MW-10D (missing road box cover bolt) were corrected in 2024.

TRC's *Well/Piezometer Inspection Forms* are presented in **Appendix D**.

6.0 Limitations

TRC personnel performed monitoring and inspection activities during the May 2024 event and inspection activities during the November 2024 event at the SNPE-VDM Site according to generally accepted practices and the scope of work provided to SNPE-VDM by TRC.

This report has been prepared for the exclusive use of the property owner, SNPE and VDM. The contents of this report are limited to information available at the time of the monitoring and inspection activities and to data referenced herein and assume all referenced historical information sources to be true and accurate. The findings herein may be relied upon only at the discretion of SNPE and VDM. Use of or reliance on this report or its findings by any other person or entity is prohibited without the written permission of TRC Environmental Corporation.

7.0 References

1. WSP USA Inc., *SNPE-VanDeMark Corrective Actions, Operation & Maintenance Plan*, prepared for SNPE Inc., June 2022 Revision.

2. Golder Associates Inc., *SNPE-VanDeMark Chemical Creek Bank Corrective Measures Implementation, Construction Closeout Report*, prepared for NYSDEC on behalf of SNPE-VDM, February 2013.

3. Golder Associates Inc., *SNPE-VanDeMark Chemical Interim Corrective Measures Closeout Report*, prepared for NYSDEC on behalf of SNPE-VDM, January 6, 2012.

4. Benchmark Environmental Engineering & Science, PLLC, *Summary of Supplemental Field Investigation and Sampling Activities*, prepared for ISOCHEM, Inc., November 30, 2006.

TABLES

TABLE 1

MONITORING POINT CONSTRUCTION SUMMARY

Annual Monitoring / Inspection Report
SNPE-VanDeMark Chemical Site
Order on Consent: R9-20080205-5
Lockport, New York

Point ID# [1]	Installation Date	Northing	Easting	Ground Elevation [2]	TOC Elevation [3]	TOR Elevation [4]	Total Depth [5]	Top of Screen [6]	Bottom of Screen [6]	Sand Pack Length (feet)	Seal Length (feet)
PZ-1	11/13/2012	5139.45	4762.79	140.50	143.58	143.14	9.0	5.00	9.00	5.0	2.0
PZ-2	11/13/2012	5159.78	4770.84	142.20	145.31	144.81	8.0	5.00	8.00	3.5	2.0
PZ-3	11/14/2012	5152.62	4585.68	122.70	125.35	124.82	10.0	7.00	10.00	4.0	2.5
PZ-4	11/14/2012	5165.71	4595.72	123.90	126.58	126.11	10.0	5.00	10.00	6.0	2.0
MW-2D	8/16/1999	Not Surveyed	Not Surveyed	195.0*	At Grade	195.0*	50.0	20.00	50.00	32.0	Unknown
MW-3D	8/16/1999	Not Surveyed	Not Surveyed	201.0*	At Grade	200.9*	45.0	15.00	45.00	20.0	Unknown
MW-7D	11/16/2006	Not Surveyed	Not Surveyed	195.5*	At Grade	195.4*	50.0	20.00	50.00	32.0	17.0
OS-1	11/14/2012	5174.54	4579.58	122.50	NA	NA	5.0	NA	NA	NA	NA
OS-2	11/14/2012	5146.50	4639.05	126.90	NA	NA	5.0	NA	NA	NA	NA
OS-3	11/14/2012	5154.49	4739.93	141.09	NA	NA	5.0	NA	NA	NA	NA
OS-4	11/14/2012	5165.95	4815.00	143.35	NA	NA	5.0	NA	NA	NA	NA

Notes:
1. Piezometers are constructed of 1-inch and monitoring wells 2-inch, Schedule 40 PVC machine-slotted screen and risers. Observation sumps (OS) are constructed of 4-inch, Schedule 40 PVC perforated screen and risers.
2. Ground elevation was measured at the top of surrounding ground surface (Site datum) by Golder Associates Inc.
3. TOC = top of steel protective casing; elevation was measured by Golder Associates Inc.
4. TOR = top of riser; elevation was measured at the TOR by Golder Associates, Inc.
5. Total depth was measured from ground surface to bottom of well; feet below ground surface (fbgs).
6. Depth to the top and bottom of well screen is in fbgs.

Abbreviations:
MW = Monitoring Well location withing VDM Plant
PZ = Performance moinitoring piezometer location
OS = DNAPL Collection Trench observation well location
NA = Not Applicable Table By: RJM
* Approximate grade elevation for In-plant monitoring wells based on 2010 Wendel Survey to top of escarpment

TABLE 2

SUMMARY OF CREEK BANK DNAPL RECOVERY

Annual Monitoring / Inspection Report
SNPE-VanDeMark Chemical Site
Order on Consent: R9-20080205-5
Lockport, New York

Inspection Event	Approximate Volume of Manually Collected DNAPL (Gallons)
2015	15.0
Fall 2016	25.0
Spring/Fall 2017	25.0
Spring/Fall 2018	25.0
Spring/Summer 2019	127.5
Fall 2020	15.0
Spring 2021	5
Fall 2021	10
Fall 2022	4
Spring/Fall 2023	0
Spring 2024	5
Fall 2024	15
Total DNAPL Recovered (approx.)	**271.5**

TABLE 3

SUMMARY OF GROUNDWATER & VAULT MONITORING RESULTS
MAY 2024

Annual Monitoring / Inspection Report
SNPE-VanDeMark Chemical Site
Order on Consent: R9-20080205-5
Lockport, New York

Parameter	CasNum	NY AWQS/GV*	Units	Sample Location ID, Laboratory ID, Date of Collection, & Analytical Results													
				FILTER VAULT EFFLUENT		PZ-2		PZ-3		PZ-4		MW-2D		MW-3D		MW-7D	
				L2428286-09		L2428286-04		L2428286-05		L2428286-06		L2428286-01		L2428286-02		L2428286-03	
				5/21/2024		5/21/2024		5/21/2024		5/21/2024		5/21/2024		5/21/2024		5/21/2024	
				Results	Qual	Results	Qual	Results	Qual	Results	Qual	Results	Qual	Results	Qual	Results	Qual
Field Measurements																	
Depth to Water	--	--	fbTOR	*not measured*		5.98		4.22		3.72		25.41		38.05		30.68	
Total Depth	--	--	fbTOR	*not measured*		7.62		9.13		10.38		45.32		45.61		46.95	
Volume Purged	--	--	gallons	--		0.42		0.60		1.00		13.00		13.00		12.00	
Well Volumes Purged	--	--	--	*none*		*6.0*		*3.0*		*3.7*		*4.0*		*10.6*		*4.5*	
Purge/Sample Method	--	--	--	*direct grab*		*low flow*		*low flow*		*low flow*		*disp. poly. bailer*		*low flow*		*low flow*	
pH	--	6.5 - 8.5	units	7.78		8.59		8.24		8.60		8.23		8.53		8.21	
Temperature	--	--	deg. C	18.7		25.7		24.3		21.8		19.6		18.4		18.9	
Specific Conductance	--	--	mS	4.040		3.230		1.100		1.740		5.820		6.980		5.950	
Turbidity	--	--	NTU	5.12		2.10		21.50		9.00		822.00		14.90		13.70	
Dissolved Oxygen	--	--	mg/L	7.11		5.56		7.07		4.59		6.93		4.94		5.31	
ORP	--	--	mV	149.0		-18.0		-69.0		-75.0		-73.0		-53.0		-83.0	
Appearance	--	--	--	*clear*		*clear*		*clear*		*clear*		*turbid, sl. Sheen*		*clear*		*clear, sheen*	
Odor	--	--	--	*none*		*none*		*none*		*none*		*strong odor*		*none*		*strong odor*	
Volatile Organics by GC/MS																	
1,1,1-Trichloroethane	71-55-6	5	ug/l	2.5	U	2.5	U	2.5	U	2.5	U	12	U	1.3	J	2.5	U
1,1-Dichloroethane	75-34-3	5	ug/l	2.5	U	2.5	U	2.5	U	2.5	U	12	U	32		3.8	
1,1-Dichloroethene	75-35-4	5	ug/l	0.5	U	0.5	U	0.5	U	0.5	U	2.5	U	6.1		0.21	J
1,2-Dichloroethane	107-06-2	0.6	ug/l	0.5	U	0.5	U	0.5	U	0.5	U	0.96	J	5.9		0.54	
1,2-Dichloropropane	78-87-5	1	ug/l	1	U	1	U	1	U	1	U	5	U	0.31	J	1	U
Benzene	71-43-2	1	ug/l	0.5	U	0.5	U	0.5	U	0.5	U	2.5	U	1.7		0.16	J
Carbon tetrachloride	56-23-5	5	ug/l	0.5	U	0.5	U	0.5	U	0.5	U	2.5	U	29		0.5	U
Chlorobenzene	108-90-7	5	ug/l	2.5	U	2.5	U	2.5	U	2.5	U	12	U	9.7		2.5	U
Chloroform	67-66-3	7	ug/l	7.2		2.5	U	2.5	U	2.5	U	12	U	3.6		2.5	U
Ethylbenzene	100-41-4	5	ug/l	2.5	U	2.5	U	2.5	U	2.5	U	15		2.5	U	2.4	J
Isopropylbenzene	98-82-8	5	ug/l	2.5	U	2.5	U	2.5	U	2.5	U	4.7	J	2.5	U	2	J
o-Xylene	95-47-6	5	ug/l	2.5	U	2.5	U	2.5	U	2.5	U	6.6	J	2.5	U	0.72	J
p/m-Xylene	179601-23-1	5	ug/l	2.5	U	2.5	U	2.5	U	2.5	U	8.1	J	2.5	U	0.9	J
Tetrachloroethene	127-18-4	5	ug/l	0.5	U	0.5	U	0.5	U	0.5	U	2.5	U	0.38	J	0.5	U
Trichloroethene	79-01-6	5	ug/l	0.5	U	0.5	U	0.5	U	0.5	U	2.5	U	1.2		0.5	U
Vinyl chloride	75-01-4	2	ug/l	1	U	1	U	1	U	1	U	5	U	3.8		0.39	J
Semivolatile Organics by GC/MS																	
Biphenyl	92-52-4	5	ug/l	2	U	2	U	0.73	J	2	U	95		2	U	85	
Carbazole	86-74-8	--	ug/l	2	U	2	U	0.81	J	2	U	30		2	U	17	
Dibenzofuran	132-64-9	--	ug/l	2	U	2	U	2	U	2	U	260		2	U	300	
Phenol	108-95-2	1	ug/l	1.1	J	2	J	49		0.5	J	1.2	J	3.3	J	1.2	J
Semivolatile Organics by GC/MS-SIM																	
2-Methylnaphthalene	91-57-6	--	ug/l	0.1	U	0.1	U	4.4		0.1	U	100	D	0.08	J	63	D
Acenaphthene	83-32-9	20*	ug/l	0.1	U	0.1	U	4.9		0.1	U	300	D	0.1		370	D
Acenaphthylene	208-96-8	--	ug/l	0.1	U	0.1	U	0.04	J	0.1	U	5.2		0.03	J	4.3	

TABLE 3

SUMMARY OF GROUNDWATER & VAULT MONITORING RESULTS
MAY 2024

Annual Monitoring / Inspection Report
SNPE-VanDeMark Chemical Site
Order on Consent: R9-20080205-5
Lockport, New York

Parameter	CasNum	NY AWQS/GV*	Units	Sample Location ID, Laboratory ID, Date of Collection, & Analytical Results													
				FILTER VAULT EFFLUENT		PZ-2		PZ-3		PZ-4		MW-2D		MW-3D		MW-7D	
				L2428286-09		L2428286-04		L2428286-05		L2428286-06		L2428286-01		L2428286-02		L2428286-03	
				5/21/2024		5/21/2024		5/21/2024		5/21/2024		5/21/2024		5/21/2024		5/21/2024	
				Results	Qual	Results	Qual	Results	Qual	Results	Qual	Results	Qual	Results	Qual	Results	Qual
Anthracene	120-12-7	50*	ug/l	0.1	U	0.1	U	0.14		0.1	U	32		0.1	U	24	
Benzo(a)anthracene	56-55-3	0.002*	ug/l	0.1	U	0.1	U	0.1	U	0.1	U	5.4		0.1	U	12	
Benzo(a)pyrene	50-32-8	Non-detect	ug/l	0.1	U	0.1	U	0.1	U	0.1	U	1.9		0.1	U	3.2	
Benzo(b)fluoranthene	205-99-2	0.002*	ug/l	0.1	U	0.1	U	0.1	U	0.1	U	2.9		0.1	U	4.8	
Benzo(ghi)perylene	191-24-2	--	ug/l	0.1	U	0.1	U	0.1	U	0.1	U	0.99		0.1	U	0.86	
Benzo(k)fluoranthene	207-08-9	0.002*	ug/l	0.1	U	0.1	U	0.1	U	0.1	U	0.88		0.1	U	1.5	
Chrysene	218-01-9	0.002*	ug/l	0.1	U	0.1	U	0.1	U	0.1	U	4.7		0.1	U	10	
Dibenzo(a,h)anthracene	53-70-3	--	ug/l	0.1	U	0.1	U	0.1	U	0.1	U	0.21		0.1	U	0.25	
Fluoranthene	206-44-0	50*	ug/l	0.1	U	0.1	U	0.07	J	0.1	U	70	D	0.15		160	D
Fluorene	86-73-7	50*	ug/l	0.1	U	0.1	U	1.2		0.1	U	210	D	0.09	J	260	D
Indeno(1,2,3-cd)pyrene	193-39-5	0.002*	ug/l	0.1	U	0.1	U	0.1	U	0.1	U	1		0.1	U	1	
Naphthalene	91-20-3	10*	ug/l	0.11		0.1	U	12		0.06	J	270	D	0.55		110	D
Phenanthrene	85-01-8	50*	ug/l	0.1	U	0.1	U	0.84		0.1	U	290	D	0.04	J	460	D
Pyrene	129-00-0	50*	ug/l	0.1	U	0.1	U	0.17		0.1	U	38		0.09	J	96	D

Notes:

1. Only compounds detected with reporting limits that exceed the corresponding regulatory standard in at least one sample are included.
2. NYS Ambient Water Quality Class GA Groundwater Quality Standards/Guidance Values*; NYSDEC June 1998 Division of Water Technical and Operational Guidance Series (TOGS) 1.1.1.

Qualifier Key:

J = The analyte was positively identified; the associated numerical value is an approximate concentration of the analyte in the sample.
D = Concentration of analyte was quantified from diluted analysis. Flag only applies to field samples that have detectable concentrations of the analyte.
U = The analyte was analyzed for, but was not detected above the level of the associated reported quantitation limit.
-- = There is no value for this parameter.

Color Code:

= concentration exceeds the NYSDEC Class GA AWQS/GV.

TABLE 4

SUMMARY OF GROUNDWATER EMERGING CONTAMINANT RESULTS
MAY 2024

Annual Monitoring / Inspection Report
SNPE-VanDeMark Chemical Site
Order on Consent: R9-20080205-5
Lockport, New York

Parameter	Abbreviation	CasNum	NYSDEC AWQS/GV [1]	NYSDOH MCL	USEPA MCL	Units	Sample Location ID, Laboratory ID, Date of Collection, & Analytical Results						
							2018			2024			
							PZ-3 [2,3] L1840751-06 10/18/2018	MW-7D [2,3] L1840751-03 10/18/2018	Filter Sump [2,3] L1840751-04 10/09/2018	PZ-2 L2428286-04 05/21/2024	PZ-3 [2,3] L2428286-05 05/21/2024	MW-3D L2428286-02 05/21/2024	MW-7D [2,3] L2428286-03 05/21/2024
							Results Qual	Results Qual	Results Qual	Results Qual	Results Qual	Results Qual	Results Qual
1,4 Dioxane by 8270D-SIM (2018) and 8270E-SIM (2024)													
1,4-Dioxane	--	123-91-1	0.35	1	--	ug/L	0.414	363	0.624	0.842	0.368	131	61.9
Perfluorinated Alkyl Acids by EPA Modified 537 (2018) and EPA 1633 (2024)													
11-Chloroeicosafluoro-3-oxaundecane-1-sulfonic acid	11Cl-PF3OUdS	763051-92-9	--	--	--	ng/L	-	-	-	6.48 U	6.5 U	6.13 U	6.08 U
1H,1H, 2H, 2H-Perfluorodecane sulfonic acid	8:2FTS	39108-34-4	--	--	--	ng/L	1.86 U	1.82 U	1.8 U	6.48 U	6.5 U	6.13 U	6.08 U
1H,1H, 2H, 2H-Perfluorohexane sulfonic acid	4:2FTS	757124-72-4	--	--	--	ng/L	-	-	-	6.48 U	6.5 U	6.13 U	6.08 U
1H,1H, 2H, 2H-Perfluorooctane sulfonic acid	6:2FTS	27619-97-2	--	--	--	ng/L	2.72	2.98	1.8 U	6.48 U	6.5 U	465	3.28 J
2H,2H,3H,3H-Perfluorooctanoic acid	5:3FTCA	914637-49-3	--	--	--	ng/L	-	-	-	40.5 U	40.6 U	38.3 U	38 U
3-Perfluoroheptyl propanoic acid	7:3FTCA	812-70-4	--	--	--	ng/L	-	-	-	40.5 U	40.6 U	38.3 U	38 U
3-Perfluoropropyl propanoic acid	3:3FTCA	356-02-5	--	--	--	ng/L	-	-	-	8.1 U	8.13 U	7.66 U	7.6 U
4,8-Dioxa-3H-perfluorononanoic acid	ADONA	919005-14-4	--	--	--	ng/L	-	-	-	6.48 U	6.5 U	6.13 U	6.08 U
9-Chlorohexadecafluoro-3-oxanonane-1-sulfonic acid	9Cl-PF3ONS	756426-58-1	--	--	--	ng/L	-	-	-	6.48 U	6.5 U	6.13 U	6.08 U
Hexafluoropropylene oxide dimer acid	HFPO-DA	13252-13-6	--	--	10	ng/L	-	-	-	6.48 U	6.5 U	6.13 U	6.08 U
N-ethyl perfluorooctanesulfonamide	NEtFOSA	4151-50-2	--	--	--	ng/L	-	-	-	1.62 U	1.63 U	1.53 U	1.52 U
N-ethyl perfluorooctanesulfonamido ethanol	NEtFOSE	1691-99-2	--	--	--	ng/L	-	-	-	16.2 U	16.3 U	15.3 U	15.2 U
N-ethyl perfluorooctanesulfonamidoacetic acid	NEtFOSAA	2991-50-6	--	--	--	ng/L	1.86 U	1.82 U	1.8 U	1.62 U	1.63 U	1.53 U	1.52 U
N-methyl perfluorooctanesulfonamide	NMeFOSA	31506-32-8	--	--	--	ng/L	-	-	-	1.62 U	1.63 U	1.53 U	1.52 U
N-methyl perfluorooctanesulfonamido ethanol	NMeFOSE	24448-09-7	--	--	--	ng/L	-	-	-	16.2 U	16.3 U	15.3 U	15.2 U
N-methyl perfluorooctanesulfonamidoacetic acid	NMeFOSAA	2355-31-9	--	--	--	ng/L	1.86 U	0.32 J	1.8 U	1.62 U	1.63 U	1.53 U	1.52 U
Nonafluoro-3,6-dioxaheptanoic acid	NFDHA	151772-58-6	--	--	--	ng/L	-	-	-	3.24 U	3.25 U	3.06 U	3.04 U
Perfluoro(2-ethoxyethane)sulfonic acid	PFEESA	113507-82-7	--	--	--	ng/L	-	-	-	3.24 U	3.25 U	3.06 U	3.04 U
Perfluoro-3-methoxypropanoic acid	PFMPA	377-73-1	--	--	--	ng/L	-	-	-	3.77	6.25	4.5	17.9
Perfluoro-4-methoxybutanoic acid	PFMBA	863090-89-5	--	--	--	ng/L	-	-	-	36	13.6	0.712 J	38.8
Perfluorobutanesulfonic acid	PFBS	375-73-5	--	--	--	ng/L	1.86 U	1.82 U	1.8 U	0.939 JF	0.553 J	1.06 J	1.1 J
Perfluorobutanoic acid	PFBA	375-22-4	--	--	--	ng/L	5,740 JD	14,400 JD	2,550 JD	648	4,580 D	3,910 D	15,600 D
Perfluorodecanesulfonic acid	PFDS	335-77-3	--	--	--	ng/L	1.86 U	1.82 U	1.8 U	1.62 U	1.63 U	1.53 U	1.52 U
Perfluorodecanoic acid	PFDA	335-76-2	--	--	--	ng/L	1.86 U	0.364 J	1.8 U	1.62 U	1.63 U	1.53 U	1.52 U
Perfluorododecanesulfonic acid	PFDoS	79780-39-5	--	--	--	ng/L	-	-	-	1.62 U	1.63 U	1.53 U	1.52 U
Perfluorododecanoic acid	PFDoA	307-55-1	--	--	--	ng/L	1.86 U	1.82 U	1.8 U	1.62 U	1.63 U	1.53 U	1.52 U
Perfluoroheptanesulfonic acid	PFHpS	375-92-8	--	--	--	ng/L	1.86 U	1.82 U	1.8 U	1.62 U	1.63 U	1.53 U	1.52 U
Perfluoroheptanoic acid	PFHpA	375-85-9	--	--	--	ng/L	2.87	8.54	7.22	1.64	1 J	107	7.68
Perfluorohexanesulfonic acid	PFHxS	355-46-4	--	--	10	ng/L	1.86 U	0.691 J	0.184 J	0.454 J	0.398 J	0.628 J	0.585 J
Perfluorohexanoic acid	PFHxA	307-24-4	--	--	--	ng/L	5.3	15.8	11.5	9.01	4.05	789 D	21.9
Perfluorononanesulfonic acid	PFNS	68259-12-1	--	--	--	ng/L	-	-	-	1.62 U	1.63 U	1.53 U	1.52 U
Perfluorononanoic acid	PFNA	375-95-1	--	--	10	ng/L	0.522 J	5.2	0.599 J	0.85 J	1.63 U	5.84	4.31
Perfluorooctanesulfonamide	PFOSA	754-91-6	--	--	--	ng/L	1.86 U	1.82 U	1.8 U	0.543 JF	1.63 U	1.53 U	1.52 U
Perfluorooctanesulfonic acid	PFOS	1763-23-1	2.7	10	4	ng/L	1.86 U	7.53	1.42 J	0.98 J	1.28 J	2.22	6.63
Perfluorooctanoic acid	PFOA	335-67-1	6.7	10	4	ng/L	0.522 J	10.7	5.75	3.33	2.16	36.9	7.36
Perfluoropentanoic acid	PFPeA	2706-90-3	--	--	--	ng/L	32.5	69.7	38	44	26.7	619	82.3
Perfluoropentansulfonic acid	PFPeS	2706-91-4	--	--	--	ng/L	-	-	-	1.62 U	1.63 U	1.53 U	1.52 U
Perfluorotetradecanoic acid	PFTeDA	376-06-7	--	--	--	ng/L	1.86 U	1.82 U	1.8 U	1.62 U	1.63 U	1.53 U	1.52 U
Perfluorotridecanoic acid	PFTrDA	72629-94-8	--	--	--	ng/L	1.86 U	1.82 U	1.8 U	1.62 U	1.63 U	1.53 U	1.52 U
Perfluoroundecanoic acid	PFUnA	2058-94-8	--	--	--	ng/L	1.86 U	1.82 U	1.8 U	1.62 U	1.63 U	1.53 U	1.52 U
USEPA Hazard Index (sum of two or more of PFHxS, PFNA, HFPO-DA, & PFBS)	**--**	**--**	**--**	**--**	**1**	**unitless**	**0.052**	**0.59**	**0.08**	**0.13**	**0.04**	**0.65**	**0.49**

Notes:
1. NYS Ambient Water Quality Class GA Groundwater Quality Standards/Guidance Values (AWQS/GV); NYSDEC June 1998 Division of Water Technical and Operational Guidance Series (TOGS) 1.1.1.
2. Method 8270D-SIM was used for the 2018 1,4-dioxane analysis and Method 8270E-SIM was used for the 2024 analysis.
3. Modified Method 537 was used for the 2018 PFAS analysis (21 analytes) and Method 1633 was used for the 2024 analysis (40 analytes).
4. PFAS compounds used to calculate the USEPA Hazard Index are shaded green.

Qualifier Key:
J = The analyte was positively identified; the associated numerical value is an approximate concentration of the analyte in the sample.
D = Concentration of analyte was quantified from diluted analysis. Flag only applies to field samples that have detectable concentrations of the analyte.
F = The ratio of quantifier ion response to qualifier ion response falls outside of the laboratory criteria. Results are considered to be an estimated maximum concentration.
U = The analyte was analyzed for, but was not detected above the level of the associated reported quantitation limit.
-- = There is no value for this parameter.

Color Code:
= concentration exceeds the NYSDEC Class GA Ambient Water Quality Guidance Value (AWQGV).
= concentration exceeds both the NYSDEC Class GA Ambient Water Quality Guidance Value (AWQGV) and the NYSDOH Maximum Contaminant Level (MCL).
= concentration exceeds the USEPA MCL.
= concentration exceeds the NYSDEC Class GA Ambient Water Quality Guidance Value (AWQGV) and USEPA MCL.
= concentration exceeds the NYSDEC Class GA Ambient Water Quality Guidance Value (AWQGV), the NYSDOH Maximum Contaminant Level (MCL), and USEPA MCL.

FIGURES

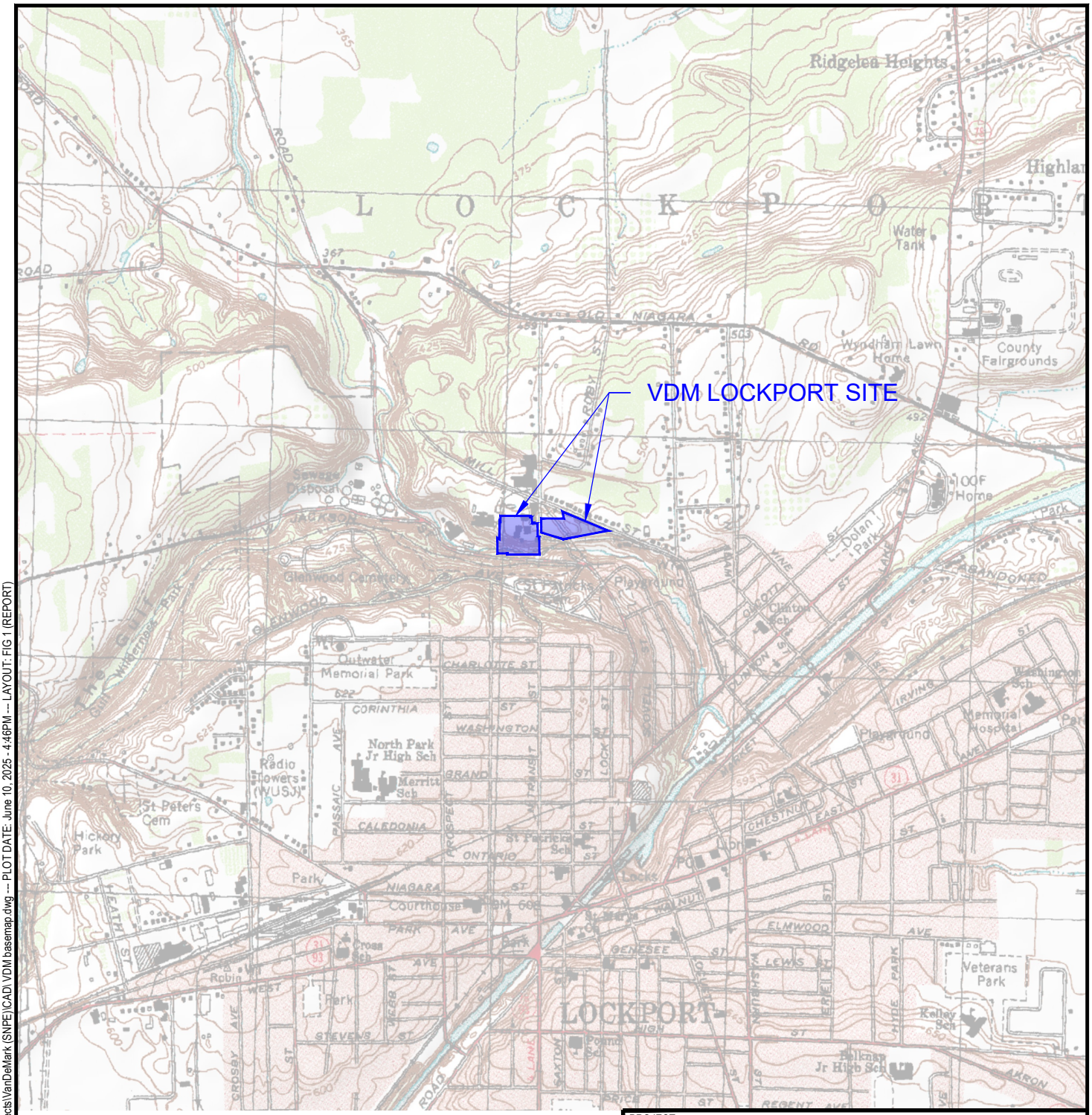

N

2000' 0' 2000' 4000'

SCALE: 1 INCH = 2000 FEET
SCALE IN FEET
(approximate)

PROJECT:
ANNUAL MONITORING/INSPECTION REPORT
VANDEMARK CHEMICAL, INC.
LOCKPORT, NEW YORK

TITLE:
SITE LOCATION & VICINITY MAP

DRAWN BY:	BCH	PROJ NO.:	595396.0000.0000
CHECKED BY:	BMG	**FIGURE 1**	
APPROVED BY:	BCH		
DATE:	JUNE 2025		

TRC
1090 Union Road
Suite 280
West Seneca, NY 14224
Phone: 716.289.2409
www.trccompanies.com

FILE NO.: VDM basemap.dwg

8.5x11 -- USER: BHann -- ATTACHED XREFS: -- ATTACHED IMAGES: PARCEL MAP; VDM TOPO;
DRAWING NAME: C:\Users\BHann\OneDrive - TRC\Documents\0 - Projects\VanDeMark (SNPE)\CAD\ VDM basemap.dwg -- PLOT DATE: June 10, 2025 - 4:46PM -- LAYOUT: FIG 1 (REPORT)

Version: 2017-10-21

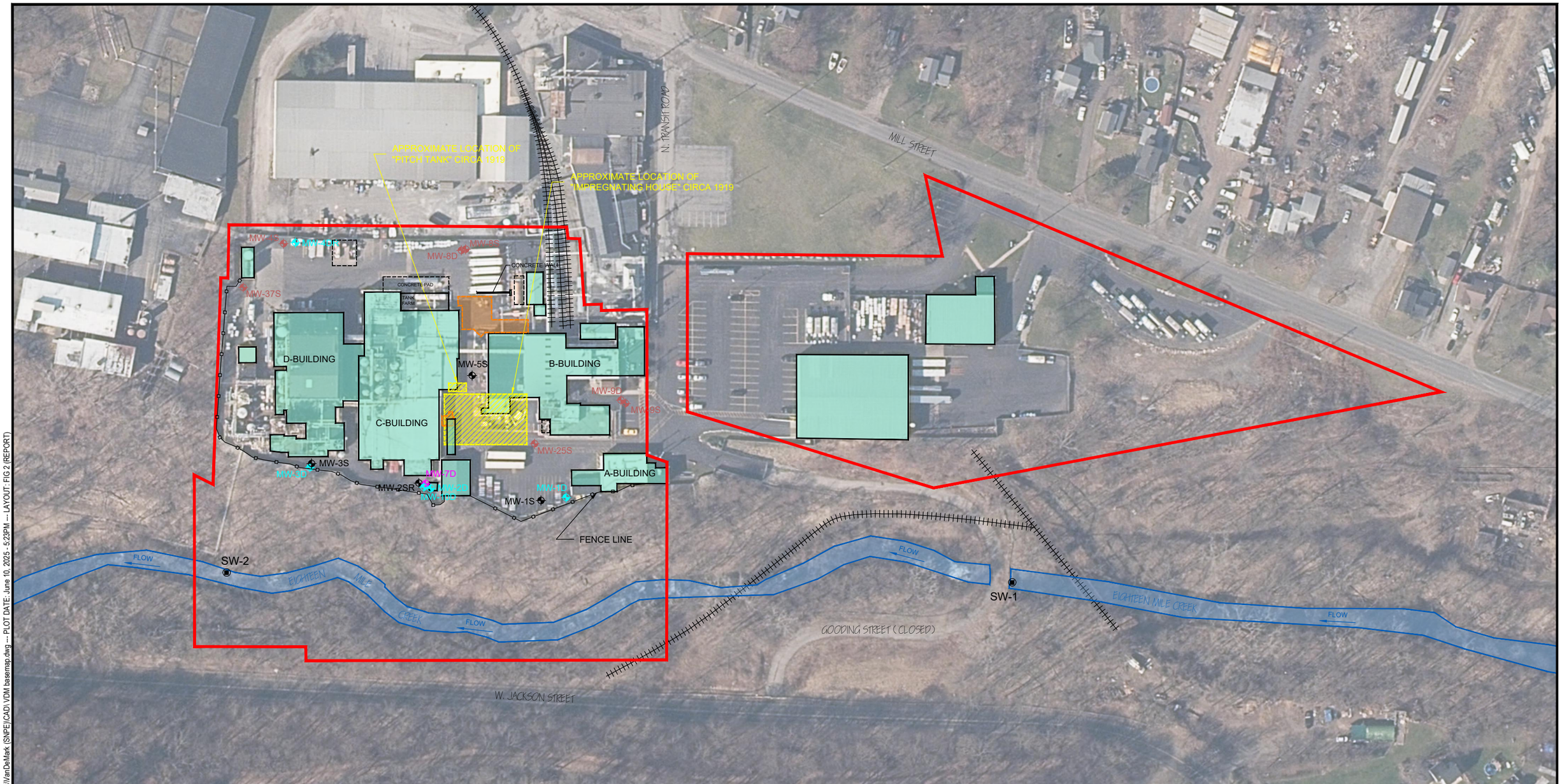

N

120' 0' 120' 240'

SCALE: 1 INCH = 120 FEET
SCALE IN FEET
(approximate)

LEGEND:

	PROPERTY BOUNDARY
	EXISTING BUILDING
	RAILROAD TRACKS
	2011 ICM EXCAVATION LIMITS
MW-5S	1999 INVESTIGATION OVERBURDEN WELL
MW-2D	1999 INVESTIGATION BEDROCK WELL
MW-8S	1999 INVESTIGATION OVERBURDEN WELL (DECOMMISSIONED)
MW-8D	1999 INVESTIGATION BEDROCK WELL (DECOMMISSIONED)
MW-7D	2006 BEDROCK WELL
SW-1	2006 SURFACE WATER LOCATION

PROJECT:
ANNUAL MONITORING/INSPECTION REPORT
VANDEMARK CHEMICAL SITE
LOCKPORT, NEW YORK

TITLE:
SITE PLAN (AERIAL)

DRAWN BY:	BCH	PROJ NO.:	575626.0000.0000
CHECKED BY:	BMG		
APPROVED BY:	BCH		**FIGURE 2**
DATE:	JUNE 2025		

TRC
1090 Union Road
Suite 280
West Seneca, NY 14224
Phone: 716.289.2409
www.trccompanies.com

FILE NO.: VDM basemap.dwg

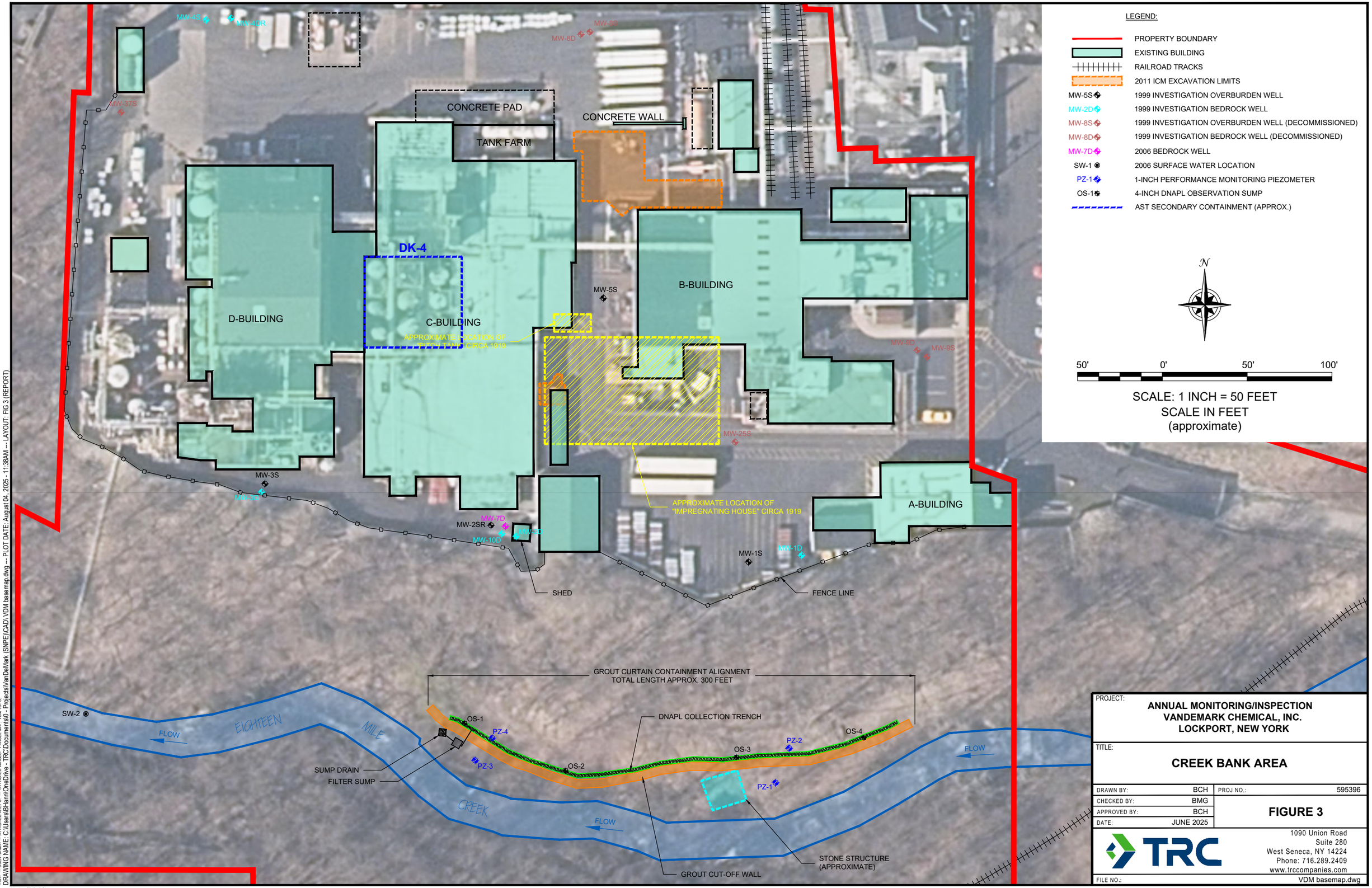

PROJECT:
ANNUAL MONITORING/INSPECTION
VANDEMARK CHEMICAL, INC.
LOCKPORT, NEW YORK

TITLE:
CREEK BANK AREA

DRAWN BY:	BCH	PROJ NO.:	595396
CHECKED BY:	BMG	**FIGURE 3**	
APPROVED BY:	BCH		
DATE:	JUNE 2025		

TRC
1090 Union Road
Suite 280
West Seneca, NY 14224
Phone: 716.289.2409
www.trccompanies.com

FILE NO.: VDM basemap.dwg

1:1.17 -- USER: BHann -- ATTACHED XREFS: -- ATTACHED IMAGES: PARCEL MAP, VDM TOPO
DRAWING NAME: C:\Users\BHann\OneDrive - TRC\Documents\0 - Projects\VanDeMark (SNPE)\CAD\ VDM basemap.dwg -- PLOT DATE: August 04, 2025 - 11:38AM -- LAYOUT: FIG 3 (REPORT)
Version: 2017-10-21

Appendix A

Operations & Monitoring Summary Inspection Forms

TRC

O&M SUMMARY

PROJECT TITLE:	Semi-Annual Creek Bank Inspection	JOB NO.:	595396
CLIENT:	SNPE - VanDeMark Chemical	DATE:	5/21/2024

LOCATION:	Lockport, NY			DAY:	Su M (Tu) W Th F Sa		
WEATHER:	Mostly sunny, humid	TEMP:	75 °F	START:	900	END:	1600

PERSONNEL ON SITE:	BCH, LC

SUMMARY OF FIELD INSPECTION OBSERVATIONS:

1. Effluent Vault

Clear water, skim coat of light brown sediment on media (< 1/2")
no sheen, no DNAPL
no sediment in overflow chamber, hard bottom, no sheen/odor/NAPL

2. Observation Sumps:

OS-1: wet, hard bottom, ±0.5 bgs water, no odor, no NAPL 0.5' soft sediment

OS-2: dry, hard bottom, no water/odor/NAPL

OS-3: water, soft sediment (0.5'), hard rocky bottom, no odor/NAPL

OS-4: dry, hard bottom, no water, no odor, no NAPL

3. Upgradient Slope Observations:

- no DNAPL observed
- minor channeling and erosion near observation sump OS-1 and piezometer PZ-4

4. Downgradient Slope Observations:

3 areas of tar residuals observed from PZ-1 to ± 40' East
Recovered ±5 gal of tar residuals

- no additional tar residuals identified
- no erosion, or downed trees observed

OBSERVATION TEST PITS & RESULTS:

Test Pit No. 1: NA

Test Pit No. 2: NA

Test Pit No. 3: NA

SIGNATURE: [signature] DATE: 5/21/2024

TRC

O&M SUMMARY

PROJECT TITLE:	Semi-Annual Creek Bank Inspection	JOB NO.:	595396
CLIENT:	SNPE - VanDeMark Chemical	DATE:	11/12/2024

LOCATION:	Lockport, NY			DAY:	Su M (Tu) W Th F Sa		
WEATHER:	Partly sunny, cool,	TEMP:	Am 40 °F	START:	900	END:	1100

PERSONNEL ON SITE:	BCH

SUMMARY OF FIELD INSPECTION OBSERVATIONS:

1. Effluent Vault

Lock missing ⇒ replace

clear water, skim coat of light brown sediment on media (< 1/2")
no sheen, no NAPL, no odor
no sediment in overflow chamber, hard bottom, no sheen, no odor, no NAPL

2. Observation Sumps:

OS-1: Water (0.5 ft TOR, 4.1 feet), soft sediment (0.15 feet), no odor, no NAPL

OS-2: dry, hard bottom, no water, no odor, NO NAPL

OS-3: Water (0.6 ft), soft sediment (0.2 ft.), hard rocky bottom, no odor, no NAPL

OS-4: dry, hard bottom, no water, no odor, no NAPL

3. Upgradient Slope Observations:

- no PNAPL observed
- minor channeling + erosion near observation sump OS-1 and piezometer PZ-4

4. Downgradient Slope Observations:

3 areas of tar residuals - 2 were accessible, recovered about 12 gal. of residuals
1 areas ± 15' long along Creek bank, inaccessible ⇒ no recovery
all areas just south of stone structure
- no additional residuals identified
- no erosion or downed trees observed

OBSERVATION TEST PITS & RESULTS:

Test Pit No. 1: NA

Test Pit No. 2: NA

Test Pit No. 3: NA

SIGNATURE:	[signature]	DATE:	11/12/2024

Appendix B

May 2024 Inspection Photographs

SITE PHOTOGRAPHS

Photo 1:

Photo 2:

Photo 3:

Photo 4:

Photo 1. Exterior, Creek Bank Area looking west from east end of Creek Bank Area; observation sump OS-4 at center.

Photo 2. Exterior, looking southwest at piezometer PZ-1 and vicinity.

Photo 3. Exterior, looking east at piezometer PZ-2 and vicinity.

Photo 4. Exterior, looking east at sampling piezometer PZ-2.

SITE PHOTOGRAPHS

Photo 5:

Photo 6:

Photo 7:

Photo 8:

Photo 5. Exterior, looking north at observation sump OS-3 and vicinity.

Photo 6. Exterior, looking east at observation sump OS-2 and vicinity.

Photo 7. Exterior, looking west at central portion of Creek Bank Area, piezometer PZ-3 at center (background).

Photo 8. Exterior, looking south at sampling piezometer PZ-3.

SITE PHOTOGRAPHS

Photo 9:

Photo 10:

Photo 11:

Photo 12:

Photo 9. Exterior, looking north at observation well OW-1 and vicinity.

Photo 10. Exterior, looking north at piezometer PZ-4 and vicinity.

Photo 11. Exterior, looking west at Filter Sump, discharge area (background), and vicinity.

Photo 12. Exterior, looking east at Filter Sump.

SITE PHOTOGRAPHS

Photo 13:

Photo 14:

Photo 15:

Photo 16:

Photo 13. Exterior, Filter Sump interior.

Photo 14. Exterior, looking north at Creek Bank Area upslope vicinity.

Photo 15. Exterior, looking north at Creek Bank Area upslope vicinity.

Photo 16. Exterior, looking west at Creek Bank Area eastern-most area, around Stone Structure area.

SITE PHOTOGRAPHS

Photo 17:

Photo 18:

Photo 19:

Photo 20:

Photo 17. Exterior, area of recovered tar residuals adjacent to Stone Structure.

Photo 18. Exterior, area of recovered tar residuals along Creek and adjacent to Stone Structure.

Photo 19. Exterior, looking east at tar residuals area along Eighteen Mile Creek (right) and adjacent to Stone Structure (left).

Photo 20. None.

Appendix C

November 2024 Inspection Photographs

SITE PHOTOGRAPHS

Photo 1:

Photo 2:

Photo 3:

Photo 4:

Photo 1. Exterior, east side of the Creek Bank Area; observation sump OS-4 is in the foreground.

Photo 2. Exterior, looking west from the east side of the Creek Bank Area; piezometer PZ-1 is at center.

Photo 3. Exterior, looking east from the east side of the Creek Bank Area; piezometer PZ-2 (at center) is shown.

Photo 4. Exterior, looking west at central portion of Creek Bank Area.

SITE PHOTOGRAPHS

Photo 5:

Photo 6:

Photo 7:

Photo 8:

Photo 5. Exterior, looking north along Creek Bank Area at observation sump OS-3.

Photo 6. Exterior, looking east along Creek Bank Area; observation sump OS-2 at left.

Photo 7. Exterior, looking west along Creek Bank Area; observation sump OS-2 at right.

Photo 8. Exterior, looking south toward Eighteen Mile Creek (background); piezometer PZ-3 is at center.

SITE PHOTOGRAPHS

Photo 9:

Photo 10:

Photo 11:

Photo 12:

Photo 9. Exterior, looking upslope of Creek Bank Area; observation sump OS-1 is at right/center and Filter Sump at left.

Photo 10. Exterior, looking upslope of Creek Bank Area, west end; observation sump OS-1 at lower right.

Photo 11. Exterior, looking east and upslope of Creek Bank Area, west end; observation sump OS-1 at lower left.

Photo 12. Exterior, looking west at Filter Vault, discharge area, and vicinity.

SITE PHOTOGRAPHS

Photo 13:

Photo 14:

Photo 15:

Photo 16:

Photo 13. Exterior, Filter Vault.

Photo 14. Exterior, inside Filter Vault showing skim coat of sediment on sand media, water clarity, and no sediment in overflow chamber. No DNAPL, sheen, or odors were observed.

Photo 15. Exterior, looking east along Creek Bank Area, west side.

Photo 16. Exterior, central portion of Creek Bank Area looking downslope and east along Eighteen Mile Creek bank (at right).

SITE PHOTOGRAPHS

Photo 17:

Photo 18:

Photo 19:

Photo 20:

Photo 17. Exterior, looking north at piezometer PZ-4 and vicinity.

Photo 18. Exterior, looking south at piezometer PZ-3 and vicinity.

Photo 19. Exterior, looking south during manual tar residual recovery; Eighteen Mile Creek in background.

Photo 20. Exterior, looking south during manual tar residual recovery; Eighteen Mile Creek at left.

SITE PHOTOGRAPHS

Photo 21:

Photo 22:

Photo 23:

Photo 24:

Photo 21. Exterior, manual tar residual recovery; Eighteen Mile Creek at top.

Photo 22. Exterior, looking east along Eighteen Mile Creek (at right); tar residuals identified along Creek bank in this area were too precarious to removal safely.

Photo 23. Exterior, manual tar residual recovery completed at this location.

Photo 24. Exterior, manual tar residual recovery completed at this location.

Appendix D

Field Forms

GROUNDWATER FIELD FORM

Project Name: SNPE-VDM - Annual GWM | Date: 5/21/24
Location: Lockport, NY | Project No.: 595396 | Field Team: LPC

Well No.	PZ-1	Diameter (inches):	1	Sample Date / Time:
Product Depth (fbTOR):	~~7.50~~ NP	Water Column (ft):	3.1	DTW when sampled:
DTW (static) (fbTOR):	7.50	One Well Volume (gal):	0.13	Purpose: ☐ Development ☐ Sample ☑ Purge & Sample
Total Depth (fbTOR):	10.61 ~~10.60~~	Total Volume Purged (gal):	NA	Purge Method: HD polyethylene bailer

Time	Water Level (fbTOR)	Acc. Volume (gallons)	pH (units)	Temp. (deg. C)	SC (uS)	Turbidity (NTU)	DO (mg/L)	ORP (mV)	Appearance & Odor
	0 Initial								
	1								
	2								
	3								
	4								
	5								
	6								
	7								
	8								
	9								
	10								
Sample Information:									
	S1								
	S2								

DRY

Well No.	PZ-2	Diameter (inches):	1	Sample Date / Time: 5/21/2024
Product Depth (fbTOR):	NA	Water Column (ft):	1.64	DTW when sampled: 6.50
DTW (static) (fbTOR):	9.98	One Well Volume (gal):	0.27	Purpose: ☐ Development ☐ Sample ☑ Purge & Sample
Total Depth (fbTOR):	7.62 ~~11.02~~	Total Volume Purged (gal):	0.42	Purge Method: ~~HD polyethylene bailer~~ Low Flow - peristaltic pump

Time	Water Level (fbTOR)	Acc. Volume (gallons)	pH (units)	Temp. (deg. C)	SC (mS)	Turbidity (NTU)	DO (mg/L)	ORP (mV)	Appearance & Odor
11:19	0 Initial	0.0	8.12	24.00	3.47	477	5.88	-15	red-brown, none
11:23	1 5.70	0.13	8.41	23.81	3.24	29.6	4.73	-2	clear, none
11:26	2 6.70	0.26	8.46	27.78	3.32	10.2	4.73	-20	clear, none
11:29	3 6.69	0.39	8.19	20.57	3.60	5.3	5.11	-6	clear, none
	4								
	5								
	6								
	7								
	8								
	9								
	10								
Sample Information:									
11:30	S1 6.50	0.42	8.59	25.67	3.23	2.1	5.56	-18	clear, none
	S2								

REMARKS: Well Details

Well	TOR (fmsl)	Grade (fmsl)	Stick-up (ft)
PZ-1	143.14	140.50	2.64
PZ-2	145.31	142.20	3.11

Note: All water level measurements are in feet, distance from top of riser.

Volume Calculation

Diam.	Vol. (g/ft)
1"	0.041
2"	0.163
4"	0.653
6"	1.469

Stabilization Criteria

Parameter	Criteria
pH	± 0.1 unit
SC	± 3%
Turbidity	± 10%
DO	± 0.3 mg/L
ORP	± 10 mV

PREPARED BY: BCA

GROUNDWATER FIELD FORM

Project Name: SNPE-VDM - Annual GWM | Date: 5/21/2024

Location: Lockport, NY | Project No.: 595396 | Field Team: BCH, LC

Well No.	PZ-3	Diameter (inches):	1	Sample Date / Time:	5/21/2024
Product Depth (fbTOR):	NA	Water Column (ft):	4.91	DTW when sampled:	7.38
DTW (static) (fbTOR):	4.22	One Well Volume (gal):	0.20	Purpose: ☐ Development ☐ Sample ☑ Purge & Sample	
Total Depth (fbTOR):	9.13 ~~9.12~~	Total Volume Purged (gal):	0.6	Purge Method: Low Flow ~~HD polyethylene bailer~~ Peristaltic pump	

Time	Water Level (fbTOR)	Acc. Volume (gallons)	pH (units)	Temp. (deg. C)	SC (uS)	Turbidity (NTU)	DO (mg/L)	ORP (mV)	Appearance & Odor
10:10	0 Initial	0.0	7.65	19.81	1.7	16.3	6.07	89	clear/none
10:15	1 6.61	0.2	7.90	20.25	1.15	12.1	5.26	-22	clear/none
10:20	2 6.58	0.4	8.17	20.77	1.01	15.7	4.95	-73	clear/none
10:22	3 6.45	0.6	8.17	20.58	2.75	12.5	5.28	-105	clear/none
	4								
	5								
	6								
	7								
	8								
	9								
	10								
Sample Information:									
10:23	S1 7.38	0.6	8.24	24.26	1.10	21.5	7.07	-69	clear/none
	S2 7.35								

Well No.	PZ-4	Diameter (inches):	1	Sample Date / Time:	5/21/2024
Product Depth (fbTOR):	NA ~~BUFFER~~	Water Column (ft):	6.66	DTW when sampled:	5.92
DTW (static) (fbTOR):	3.72	One Well Volume (gal):	0.27	Purpose: ☐ Development ☐ Sample ☑ Purge & Sample	
Total Depth (fbTOR):	10.38 ~~10.33~~	Total Volume Purged (gal):	1.0	Purge Method: Low Flow ~~HD polyethylene bailer~~ Peristaltic Pump	

Time	Water Level (fbTOR)	Acc. Volume (gallons)	pH (units)	Temp. (deg. C)	SC (mS)	Turbidity (NTU)	DO (mg/L)	ORP (mV)	Appearance & Odor
10:48	0 Initial	0.0	8.26	24.77	0.002	485	5.09	-38	cloudy; none
10:50	1 6.42	0.27	8.13	24.98	3.64	122	4.82	-26	cloudy/none
10:53	2 5.68	0.54	8.53	23.57	3.13	37.4	4.92	-66	cloudy/none
10:56	3 5.62	0.81	8.18	18.97	4.06	28.7	5.65	-63	cloudy/~~none~~
	4								
	5								
	6								
	7								
	8								
	9								
	10								
Sample Information:									
11:00	S1 5.42	1.0	8.60	21.79	1.74	9.0	4.54	-75	cloudy, none
	S2								

REMARKS: Well Details

Well	TOR (fmsl)	Grade (fmsl)	Stick-up (ft)
PZ-3	124.82	122.70	2.12
PZ-4	126.11	123.90	2.21

Note: All water level measurements are in feet, distance from top of riser.

Volume Calculation

Diam.	Vol. (g/ft)
1"	0.041
2"	0.163
4"	0.653
6"	1.469

Stabilization Criteria

Parameter	Criteria
pH	± 0.1 unit
SC	± 3%
Turbidity	± 10%
DO	± 0.3 mg/L
ORP	± 10 mV

PREPARED BY: BCH

TRC

GROUNDWATER FIELD FORM

Project Name: SNPE-VDM - Annual GWM | Date: 5/21/2024

Location: Lockport, NY | Project No.: 595396 | Field Team: BCH, LC

Well No.	MW-3D	Diameter (inches):	2	Sample Date / Time:	5/21/2024
Product Depth (fbTOR):	NA	Water Column (ft):	7.56	DTW when sampled:	NA
DTW (static) (fbTOR):	38.05	One Well Volume (gal):	1.23	Purpose: ☐ Development ☐ Sample ☑ Purge & Sample	
Total Depth (fbTOR):	45.61 ~~25.00~~	Total Volume Purged (gal):	13.0	Purge Method:	Low Flow ~~HD polyethylene bailer~~ Submersible pump

Time	Water Level (fbTOR)	Acc. Volume (gallons)	pH (units)	Temp. (deg. C)	SC (uS)	Turbidity (NTU)	DO (mg/L)	ORP (mV)	Appearance & Odor
13:49	0 Initial	0.0	7.86	22.03	7.22	1.41	10.58	-9	clear, none
13:55	1 NA	6.0	8.12	20.45	7.17	45.3	5.04	-65	clear, none
14:02	2 N/A	9.0	8.28	19.22	6.99	37.5	5.00	-61	clear, none
14:04	3 N/A	10.0	8.31	18.41	7.03	23.6	4.94	-69	Clear, none
14:07	4 N/A	11.0	8.33	17.94	7.01	15.2	4.86	-67	clear, none
	5								
	6								
	7								
	8								
	9								
	10								
Sample Information:									
14:08	S1 N/A	13.0	8.53	18.36	6.98	14.9	4.94	-53	clear, none
	S2								

Well No.	MW-7D	Diameter (inches):	2	Sample Date / Time:	5/21/2024
Product Depth (fbTOR):	sheen	Water Column (ft):	16.77	DTW when sampled:	NA
DTW (static) (fbTOR):	30.68	One Well Volume (gal):	2.75	Purpose: ☐ Development ☐ Sample ☑ Purge & Sample	
Total Depth (fbTOR):	46.95 ~~46.40~~	Total Volume Purged (gal):	12.0	Purge Method:	Low Flow ~~HD polyethylene bailer~~ Submersible Pump

Time	Water Level (fbTOR)	Acc. Volume (gallons)	pH (units)	Temp. (deg. C)	SC (uS)	Turbidity (NTU)	DO (mg/L)	ORP (mV)	Appearance & Odor
14:55	0 Initial	0.0	8.15	19.11	6.45	238	11.16	-42	sheen, ~~odor~~, clear
14:57	1 N/A	2.0	7.88	17.57	6.39	229	6.59	-76	sheen, odor, clear
14:59	2 N/A	3.5	8.38	17.09	6.30	94.1	5.74	-96	sheen, odor, clear
15:02	3 N/A	4.5	8.54	17.23	6.11	47.9	5.32	-97	sheen, odor, clear
15:04	4 N/A	5.5	8.20	16.63	6.11	30.0	5.36	-96	sheen, odor, clear
	5								
	6								
	7								
	8								
	9								
	10								
Sample Information:									
15:05	S1 N/A	12	8.21	18.27	5.95	13.7	5.31	-83	sheen odor, clear, clear
	S2								

REMARKS: Well Details

Well	TOR (fmsl)	Grade (fmsl)	Stick-up (ft)
MW-3D	200.90	201.00	-0.10
MW-7D	195.40	195.50	-0.10

Note: All water level measurements are in feet, distance from top of riser.

Volume Calculation

Diam.	Vol. (g/ft)
1"	0.041
2"	0.163
4"	0.653
6"	1.469

Stabilization Criteria

Parameter	Criteria
pH	± 0.1 unit
SC	± 3%
Turbidity	± 10%
DO	± 0.3 mg/L
ORP	± 10 mV

PREPARED BY: BCH

TRC

GROUNDWATER FIELD FORM

Project Name: SNPE-VDM - Annual GWM | Date: 5/21/2024

Location: Lockport, NY | Project No.: 595396 | Field Team: BCH, LC

Well No.	MW-2D	Diameter (inches): 2	Sample Date / Time: 5/21/2024
Product Depth (fbTOR): NA		Water Column (ft): 19.91	DTW when sampled: 31.92
DTW (static) (fbTOR): 25.41		One Well Volume (gal): 3.25	Purpose: ☐ Development ☐ Sample ☑ Purge & Sample
Total Depth (fbTOR): 45.32		Total Volume Purged (gal): 13.0	Purge Method: HD polyethylene bailer

Time	Water Level (fbTOR)	Acc. Volume (gallons)	pH (units)	Temp. (deg. C)	SC (uS)	Turbidity (NTU)	DO (mg/L)	ORP (mV)	Appearance & Odor
	0 Initial								
15:57	1 31.23	4.0	7.69	20.45	6.14	815	7.28	-12	turbid, strong odor
16:06	2 —	8.0	7.96	19.77	5.85	873	5.81	-63	" "
1615	3 —	12.0	8.25	19.00	5.86	815	5.20	-79	" "
	4								
	5								Sl. sheen
	6								
	7								
	8								
	9								
	10								
Sample Information:									
16:24	S1 31.92	13.0	8.23	19.63	5.82	822	6.93	-73	turbid, strong odor
	S2								Sl. sheen

Well No.		Diameter (inches):	Sample Date / Time:
Product Depth (fbTOR):		Water Column (ft):	DTW when sampled:
DTW (static) (fbTOR):		One Well Volume (gal):	Purpose: ☐ Development ☐ Sample ☑ Purge & Sample
Total Depth (fbTOR):		Total Volume Purged (gal):	Purge Method: HD polyethylene bailer

Time	Water Level (fbTOR)	Acc. Volume (gallons)	pH (units)	Temp. (deg. C)	SC (uS)	Turbidity (NTU)	DO (mg/L)	ORP (mV)	Appearance & Odor
	0 Initial								
	1								
	2								
	3								
	4								
	5								
	6								
	7								
	8								
	9								
	10								
Sample Information:									
	S1								
	S2								

REMARKS: Well Details

Well	TOR (fmsl)	Grade (fmsl)	Stick-up (ft)
MW-2D			0.00

Note: All water level measurements are in feet, distance from top of riser.

Volume Calculation

Diam.	Vol. (g/ft)
1"	0.041
2"	0.163
4"	0.653
6"	1.469

Stabilization Criteria

Parameter	Criteria
pH	± 0.1 unit
SC	± 3%
Turbidity	± 10%
DO	± 0.3 mg/L
ORP	± 10 mV

PREPARED BY: BCH

ALPHA ANALYTICAL

NEW YORK CHAIN OF CUSTODY

Westborough, MA 01581
8 Walkup Dr.
TEL: 508-898-9220
FAX: 508-898-9193

Mansfield, MA 02048
320 Forbes Blvd
TEL: 508-822-9300
FAX: 508-822-3288

Service Centers
Mahwah, NJ 07430: 35 Whitney Rd, Suite 5
Albany, NY 12205: 14 Walker Way
Tonawanda, NY 14150: 275 Cooper Ave, Suite 105

Page 1 of 1

Date Rec'd in Lab: 5/22/24 ~~5/23/24~~

ALPHA Job #: L2428286

Client Information
Client: TRC Environmental
Address: 1090 Seneca Street, Suite 280
West Seneca, NY 14224
Phone: 716-336-5544
Fax:
Email: LCAPPELLANO@TRCCOMPANIES

Project Information
Project Name: SNPE - VDM Annual Monitoring
Project Location: Lockport, NY
Project #: 595396
(Use Project name as Project #) ☐
Project Manager: Bryan Hann
ALPHAQuote #:

Turn-Around Time
Standard ☐ Due Date:
Rush (only if pre approved) ☐ # of Days:

Deliverables
☐ ASP-A ☐ ASP-B
☐ EQuIS (1 File) ☐ EQuIS (4 File)
☐ Other

Regulatory Requirement
☐ NY TOGS ☐ NY Part 375
☐ AWQ Standards ☐ NY CP-51
☐ NY Restricted Use ☐ Other
☐ NY Unrestricted Use
☐ NYC Sewer Discharge

Billing Information
☐ Same as Client Info
PO #

Disposal Site Information
Please identify below location of applicable disposal facilities.
Disposal Facility:
☐ NJ ☐ NY
☐ Other:

These samples have been previously analyzed by Alpha ☐

Other project specific requirements/comments:
Standard TAT & deliverable, PFAS 14D CAT B deliverable

Please specify Metals or TAL.

ANALYSIS

Sample Filtration
☐ Done
☐ Lab to do

Preservation
☐ Lab to do

(Please Specify below)

ALPHA Lab ID (Lab Use Only)	Sample ID	Collection Date	Collection Time	Sample Matrix	Sampler's Initials	TCL VOCs 8260	TCL SVOCs 8270	PFAS 1633	1,4-dioxane 8270SIM					Sample Specific Comments	Total Bottle
28286 -01	MW-2D	5/21/24	16:24	Water	LPC	3	2								
-02	MW-3D	5/21/24	14:08	Water	LPC	3	2	3	2						
-03	MW-7D	5/21/24	15:05	Water	LPC	3	2	3	2						
-04	PZ-2	5/21/24	11:30	Water	LPC	3	2	3	2						
-05	PZ-3	5/21/24	7:38	Water	LPC	3	2	3	2						
-06	PZ-4	5/21/24	11:00	Water	LPC	3	2								
-07	Trip Blank	5/21/24	12:00	Water	LPC	2									
-03	MW-7D-MS/MSD	5/21/24	12:00	Water	LPC			3	2						
-08	~~MS/MSD~~ Blind Duplicate	5/21/24	12:00	Water	LPC			3	2						
-09	Filter Supply Effluent	5/21/24	9:50	Water	LPC	3	2								
					Container Type	V	A	P	A						
					Preservative										

Preservative Code:
A = None
B = HCl
C = HNO_3
D = H_2SO_4
E = NaOH
F = MeOH
G = $NaHSO_4$
H = $Na_2S_2O_3$
K/E = Zn Ac/NaOH
O = Other

Container Code
P = Plastic
A = Amber Glass
V = Vial
G = Glass
B = Bacteria Cup
C = Cube
O = Other
E = Encore
D = BOD Bottle

Westboro: Certification No: MA935
Mansfield: Certification No: MA015

Relinquished By:	Date/Time	Received By:	Date/Time
Leila Cappellano	5/21/24 18:10		
~~[illegible]~~ - Pace	5/21/24 18:10	[signature]	~~5/21~~ 150 5/22/24

Please print clearly, legibly and completely. Samples can not be logged in and turnaround time clock will not start until any ambiguities are resolved. BY EXECUTING THIS COC, THE CLIENT HAS READ AND AGREES TO BE BOUND BY ALPHA'S TERMS & CONDITIONS. (See reverse side.)

Form No: 01-25 HC (rev. 30-Sept-2013)

WATER SAMPLE COLLECTION LOG

PROJECT INFORMATION

Project Name: SNPE-VDM - Annual Effluent

Project No.: 595396

Client: VanDeMark Chemcial (SNPE, Inc.)

Location: Lockport, NY

SAMPLE DESCRIPTION

I.D.: **Filter Vault Effluent**

Matrix: ☐ SURFACE WATER ☐ STORM ☐ SEEP ☐ OTHER ☐ INFLUENT ☑ EFFLUENT

SAMPLE INFORMATION

Date Collected: 5/21/2024

Time Collected: 950

Date Shipped to Lab: 5/21/2024

Collected By: CPC

Sample Type: ☐ POINT ☑ GRAB ☐ COMPOSITE

Collection Method: ☑ DIRECT DIP ☐ SS / POLY. DIPPER ☐ PERISTALTIC PUMP ☐ POLY. DISP. BAILER ☐ ISCO SAMPLER ☐ OTHER

SAMPLING INFORMATION

Weather: sunny, warm, ~~[illegible]~~

Air Temperature: 80°F

Parameter	First	Last	Units
pH	7.78	NA	units
Temp.	18.65	↓	°C
Cond.	4.04	↓	mS
Turbidity	~~[illegible]~~ 5.12	↓	NTU
Eh / ORP	149	↓	mV
D.O.	~~[illegible]~~ 7.11	↓	ppm
Odor	None	↓	olfactory
Appearance	Clear	↓	visual

LOCATION SKETCH

(not to scale, dimensions are approximate)

see photos

EXACT LOCATION (if applicable)

Northing (ft)	Easting (ft)	Surface Elevation (fmsl)
NA	NA	NA

SAMPLE DESCRIPTION (appearance, olfactory): clear, none

SAMPLE ANALYSIS (depth, laboratory analysis required): TCL VOCs
TCL SOVOCs

ADDITIONAL REMARKS:

PREPARED BY: [signature] **DATE:** 5/21/24

TRC

PIEZOMETER INSPECTION FORM

Project: SNPE-VDM - Annual Inspection & GWM	WELL I.D.:
Client: SNPE, Inc.	
Job No.: 595396	PZ-1
Date: 5/21/2024	
Time: 10:30 am	

EXTERIOR INSPECTION

Protective Casing:	good
Lock:	good
Hinge/Lid:	good
Concrete Surface Seal:	good
Bollards:	NA
Label/I.D.:	good
Other:	

INTERIOR INSPECTION

Well Riser:	1" PVC, good
Annular Space:	good
Well Cap:	J-Plug, good
Water Level (fbTOR):	Dry
Total Depth (fbTOR):	10.64
Other:	firm bottom, trace of groundwater - not enough to sample no NAPL, no odors

Comments/Corrective Actions: none

PREPARED BY: BCH DATE: 5/21/2024

TRC

PIEZOMETER INSPECTION FORM

Project: SNPE-VDM - Annual Inspection & GWM	WELL I.D.:
Client: SNPE, Inc.	
Job No.: 595396	PZ-2
Date: 5/21/2024	
Time: 11:00 Am	

EXTERIOR INSPECTION

Protective Casing:	good
Lock:	good
Hinge/Lid:	good
Concrete Surface Seal:	good
Bollards:	NA
Label/I.D.:	good
Other:	

INTERIOR INSPECTION

Well Riser:	1" PVC, good
Annular Space:	good
Well Cap:	J-Plug, good
Water Level (fbTOR):	5.98
Total Depth (fbTOR):	7.62
Other:	firm bottom no NAPL, no odors

Comments/Corrective Actions: none

PREPARED BY: BCH DATE: 5/21/2024

TRC

PIEZOMETER INSPECTION FORM

Project: SNPE-VDM - Annual Inspection & GWM	WELL I.D.:
Client: SNPE, Inc.	
Job No.: 595396	PZ-3
Date: 5/21/2024	
Time: 10:00 AM	

EXTERIOR INSPECTION

Protective Casing:	good
Lock:	good
Hinge/Lid:	good
Concrete Surface Seal:	good
Bollards:	NA
Label/I.D.:	good
Other:	

INTERIOR INSPECTION

Well Riser:	1" PVC, good
Annular Space:	good
Well Cap:	J-Plug, good
Water Level (fbTOR):	4.22'
Total Depth (fbTOR):	9.13
Other:	firm bottom no NAPL, no odors

Comments/Corrective Actions: none

PREPARED BY: [illegible] DATE: 5/21/2024

TRC

PIEZOMETER INSPECTION FORM

Project: SNPE-VDM - Annual Inspection & GWM	WELL I.D.:
Client: SNPE, Inc.	
Job No.: 595396	PZ-4
Date: 5/21/2024	
Time: 10:30	

EXTERIOR INSPECTION

Protective Casing:	good
Lock:	good
Hinge/Lid:	good
Concrete Surface Seal:	good
Bollards:	NA
Label/I.D.:	good
Other:	

INTERIOR INSPECTION

Well Riser:	1" PVC, good
Annular Space:	good
Well Cap:	J-Plug, good
Water Level (fbTOR):	3.72'
Total Depth (fbTOR):	10.38
Other:	firm bottom no NAPL, no odors

Comments/Corrective Actions: none

PREPARED BY: BCH DATE: 5/21/2024

TRC

MONITORING WELL INSPECTION FORM

Project:	SNPE-VDM - Annual Inspection & GWM	WELL I.D.:
Client:	SNPE, Inc.	
Job No.:	595396	MW-2D
Date:	5/21/2024	
Time:	15:30 pm	

EXTERIOR INSPECTION

Protective Casing:	good
Lock:	none
Hinge/Lid:	good
Concrete Surface Seal:	good
Bollards:	NA, inside shed.
Label/I.D.:	none
Other:	

INTERIOR INSPECTION

Well Riser:	2" PVC, good
Annular Space:	good
Well Cap:	J-Plug, good
Water Level (fbTOR):	25.41
Total Depth (fbTOR):	45.32
Other:	soft bottom no NAPL, slight petro-like odor, globules during purging

Comments/Corrective Actions: none

PREPARED BY: BCH DATE: 5/21/2024

TRC

MONITORING WELL INSPECTION FORM

Project: SNPE-VDM - Annual Inspection & GWM	WELL I.D.:
Client: SNPE, Inc.	
Job No.: 595396	MW-3D
Date: 5/21/2024	
Time: 13:30 pm	

EXTERIOR INSPECTION

Protective Casing:	good
Lock:	~~good~~ none, missing
Hinge/Lid:	good
Concrete Surface Seal:	good
Bollards:	NA
Label/I.D.:	none
Other:	

INTERIOR INSPECTION

Well Riser:	2" PVC, good
Annular Space:	good
Well Cap:	J-Plug, good
Water Level (fbTOR):	38.05
Total Depth (fbTOR):	45.61
Other:	no NAPL, no odors

Comments/Corrective Actions: none

PREPARED BY: BCH DATE: 5/21/2024

TRC

MONITORING WELL INSPECTION FORM

Project: SNPE-VDM - Annual Inspection & GWM	WELL I.D.:
Client: SNPE, Inc.	
Job No.: 595396	MW-7D
Date: 5/21/2024	
Time: 14:30 pm	

EXTERIOR INSPECTION

Protective Casing:	good
Lock:	none, missing
Hinge/Lid:	good
Concrete Surface Seal:	good
Bollards:	NA
Label/I.D.:	none
Other:	

INTERIOR INSPECTION

Well Riser:	2" PVC, good
Annular Space:	good
Well Cap:	J-Plug, good
Water Level (fbTOR):	30.68
Total Depth (fbTOR):	46.95
Other:	no NAPL, no odors

Comments/Corrective Actions: none

PREPARED BY: BCH DATE: 5/21/2024

TRC

FILTER VAULT INSPECTION FORM

Project: SNPE-VDM - Annual Inspection & GWM	WELL I.D.:
Client: SNPE, Inc.	
Job No.: 595396	FILTER VAULT
Date: 5/21/2024	
Time: 9:30 Am	

EXTERIOR INSPECTION

Protective Casing:	good
Lock:	good
Hinge/Lid:	good
Concrete Surface Seal:	NA
Bollards:	NA
Label/I.D.:	none
Other:	

INTERIOR INSPECTION

Well Riser:	NA
Annular Space:	
Well Cap:	
Water Level (fbTOR):	
Total Depth (fbTOR):	
Other:	No NAPL, no odors clear water

Comments/Corrective Actions:	none

PREPARED BY: BCH DATE: 5/21/2024

Appendix E

Laboratory Analytical Data Summary Package

ANALYTICAL REPORT

Lab Number:	L2428286
Client:	TRC 1090 Union Road Suite 280 West Seneca, NY 14224
ATTN:	Bryan Hann
Phone:	(716) 870-1165
Project Name:	SNPE-VDM ANNUAL MONITORING
Project Number:	595396
Report Date:	06/07/24

Certifications & Approvals: MA (M-MA086), NH NELAP (2064), CT (PH-0826), IL (200077), IN (C-MA-03), KY (KY98045), ME (MA00086), MD (348), NJ (MA935), NY (11148), NC (25700/666), OR (MA-1316), PA (68-03671), RI (LAO00065), TX (T104704476), VT (VT-0935), VA (460195), USDA (Permit #525-23-122-91930A1).

Eight Walkup Drive, Westborough, MA 01581-1019
508-898-9220 (Fax) 508-898-9193 800-624-9220 - www.alphalab.com

Project Name: SNPE-VDM ANNUAL MONITORING
Project Number: 595396

Lab Number: L2428286
Report Date: 06/07/24

Alpha Sample ID	Client ID	Matrix	Sample Location	Collection Date/Time	Receive Date
L2428286-01	MW-2D	WATER	LOCKPORT, NY	05/21/24 16:24	05/21/24
L2428286-02	MW-3D	WATER	LOCKPORT, NY	05/21/24 14:08	05/21/24
L2428286-03	MW-7D	WATER	LOCKPORT, NY	05/21/24 15:05	05/21/24
L2428286-04	PZ-2	WATER	LOCKPORT, NY	05/21/24 11:30	05/21/24
L2428286-05	PZ-3	WATER	LOCKPORT, NY	05/21/24 09:38	05/21/24
L2428286-06	PZ-4	WATER	LOCKPORT, NY	05/21/24 11:00	05/21/24
L2428286-07	TRIP BLANK	WATER	LOCKPORT, NY	05/21/24 12:00	05/21/24
L2428286-08	BLIND DUPLICATE	WATER	LOCKPORT, NY	05/21/24 12:00	05/21/24
L2428286-09	FILTER SUMP EFFLUENT	WATER	LOCKPORT, NY	05/21/24 09:50	05/21/24

Project Name:	SNPE-VDM ANNUAL MONITORING	**Lab Number:**	L2428286
Project Number:	595396	**Report Date:**	06/07/24

Case Narrative

The samples were received in accordance with the Chain of Custody and no significant deviations were encountered during the preparation or analysis unless otherwise noted. Sample Receipt, Container Information, and the Chain of Custody are located at the back of the report.

Results contained within this report relate only to the samples submitted under this Alpha Lab Number and meet NELAP requirements for all NELAP accredited parameters unless otherwise noted in the following narrative. The data presented in this report is organized by parameter (i.e. VOC, SVOC, etc.). Sample specific Quality Control data (i.e. Surrogate Spike Recovery) is reported at the end of the target analyte list for each individual sample, followed by the Laboratory Batch Quality Control at the end of each parameter. Tentatively Identified Compounds (TICs), if requested, are reported for compounds identified to be present and are not part of the method/program Target Compound List, even if only a subset of the TCL are being reported. If a sample was re-analyzed or re-extracted due to a required quality control corrective action and if both sets of data are reported, the Laboratory ID of the re-analysis or re-extraction is designated with an "R" or "RE", respectively.

When multiple Batch Quality Control elements are reported (e.g. more than one LCS), the associated samples for each element are noted in the grey shaded header line of each data table. Any Laboratory Batch, Sample Specific % recovery or RPD value that is outside the listed Acceptance Criteria is bolded in the report. In reference to questions H (CAM) or 4 (RCP) when "NO" is checked, the performance criteria for CAM and RCP methods allow for some quality control failures to occur and still be within method compliance. In these instances, the specific failure is not narrated but noted in the associated QC Outlier Summary Report, located directly after the Case Narrative. QC information is also incorporated in the Data Usability Assessment table (Format 11) of our Data Merger tool, where it can be reviewed in conjunction with the sample result, associated regulatory criteria and any associated data usability implications.

Soil/sediments, solids and tissues are reported on a dry weight basis unless otherwise noted. Definitions of all data qualifiers and acronyms used in this report are provided in the Glossary located at the back of the report.

HOLD POLICY - For samples submitted on hold, Alpha's policy is to hold samples (with the exception of Air canisters) free of charge for 21 calendar days from the date the project is completed. After 21 calendar days, we will dispose of all samples submitted including those put on hold unless you have contacted your Alpha Project Manager and made arrangements for Alpha to continue to hold the samples. Air canisters will be disposed after 3 business days from the date the project is completed.

Please contact Project Management at 800-624-9220 with any questions.

Project Name:	SNPE-VDM ANNUAL MONITORING	**Lab Number:**	L2428286
Project Number:	595396	**Report Date:**	06/07/24

Case Narrative (continued)

Report Submission

June 07, 2024: This final report includes the results of all requested analyses.

May 31, 2024: This is a preliminary report.

All non-detect (ND) or estimated concentrations (J-qualified) have been quantitated to the limit noted in the MDL column.

Sample Receipt

L2428286-08: The analysis of 1,4 Dioxane via EPA 8270C-SIM was requested on the Chain of Custody; however, sample containers were not received. This was verified by the client.

Volatile Organics

L2428286-01D: The sample has elevated detection limits due to the dilution required by the elevated concentrations of non-target compounds in the sample.

Perfluorinated Alkyl Acids by 1633

L2428286-02, -03, -05, and WG1930180-4/-5: Extracted Internal Standard recoveries were outside the acceptance criteria for individual analytes. Please refer to the surrogate section of the report for details.

L2428286-02, -03, -05, and -08: The sample was re-analyzed on dilution in order to quantitate the results within the calibration range. The result(s) should be considered estimated, and are qualified with an E flag, for any compound(s) that exceeded the calibration range in the initial analysis. The re-analysis was performed only for the compound(s) that exceeded the calibration range.

L2428286-04R: The sample was re-analyzed due to QC failures in the original analysis. The results of the re-analysis are reported.

The WG1930180-4/-5 MS/MSD recoveries, performed on L2428286-03, are outside the acceptance criteria for perfluorobutanoic acid (pfba) (0%/0%). The unacceptable percent recoveries are attributed to the elevated concentrations of target compounds present in the native sample.

I, the undersigned, attest under the pains and penalties of perjury that, to the best of my knowledge and belief and based upon my personal inquiry of those responsible for providing the information contained in this analytical report, such information is accurate and complete. This certificate of analysis is not complete unless this page accompanies any and all pages of this report.

Authorized Signature: Melissa Sturgis Melissa Sturgis

Title: Technical Director/Representative Date: 06/07/24

ORGANICS

VOLATILES

Project Name: SNPE-VDM ANNUAL MONITORING **Lab Number:** L2428286

Project Number: 595396 **Report Date:** 06/07/24

SAMPLE RESULTS

Lab ID: L2428286-01 D
Client ID: MW-2D
Sample Location: LOCKPORT, NY

Date Collected: 05/21/24 16:24
Date Received: 05/21/24
Field Prep: Not Specified

Sample Depth:
Matrix: Water
Analytical Method: 1,8260D
Analytical Date: 05/25/24 21:52
Analyst: PID

Parameter	Result	Qualifier	Units	RL	MDL	Dilution Factor
Volatile Organics by GC/MS - Westborough Lab						
Methylene chloride	ND		ug/l	12	3.5	5
1,1-Dichloroethane	ND		ug/l	12	3.5	5
Chloroform	ND		ug/l	12	3.5	5
Carbon tetrachloride	ND		ug/l	2.5	0.67	5
1,2-Dichloropropane	ND		ug/l	5.0	0.68	5
Dibromochloromethane	ND		ug/l	2.5	0.74	5
1,1,2-Trichloroethane	ND		ug/l	7.5	2.5	5
Tetrachloroethene	ND		ug/l	2.5	0.90	5
Chlorobenzene	ND		ug/l	12	3.5	5
Trichlorofluoromethane	ND		ug/l	12	3.5	5
1,2-Dichloroethane	0.96	J	ug/l	2.5	0.66	5
1,1,1-Trichloroethane	ND		ug/l	12	3.5	5
Bromodichloromethane	ND		ug/l	2.5	0.96	5
trans-1,3-Dichloropropene	ND		ug/l	2.5	0.82	5
cis-1,3-Dichloropropene	ND		ug/l	2.5	0.72	5
Bromoform	ND		ug/l	10	3.2	5
1,1,2,2-Tetrachloroethane	ND		ug/l	2.5	0.84	5
Benzene	ND		ug/l	2.5	0.80	5
Toluene	ND		ug/l	12	3.5	5
Ethylbenzene	15		ug/l	12	3.5	5
Chloromethane	ND		ug/l	12	3.5	5
Bromomethane	ND		ug/l	12	3.5	5
Vinyl chloride	ND		ug/l	5.0	0.36	5
Chloroethane	ND		ug/l	12	3.5	5
1,1-Dichloroethene	ND		ug/l	2.5	0.84	5
trans-1,2-Dichloroethene	ND		ug/l	12	3.5	5
Trichloroethene	ND		ug/l	2.5	0.88	5
1,2-Dichlorobenzene	ND		ug/l	12	3.5	5

Project Name: SNPE-VDM ANNUAL MONITORING **Lab Number:** L2428286

Project Number: 595396 **Report Date:** 06/07/24

SAMPLE RESULTS

Lab ID: L2428286-01 D Date Collected: 05/21/24 16:24

Client ID: MW-2D Date Received: 05/21/24

Sample Location: LOCKPORT, NY Field Prep: Not Specified

Sample Depth:

Parameter	Result	Qualifier	Units	RL	MDL	Dilution Factor
Volatile Organics by GC/MS - Westborough Lab						
1,3-Dichlorobenzene	ND		ug/l	12	3.5	5
1,4-Dichlorobenzene	ND		ug/l	12	3.5	5
Methyl tert butyl ether	ND		ug/l	12	0.83	5
p/m-Xylene	8.1	J	ug/l	12	3.5	5
o-Xylene	6.6	J	ug/l	12	3.5	5
cis-1,2-Dichloroethene	ND		ug/l	12	3.5	5
Styrene	ND		ug/l	12	3.5	5
Dichlorodifluoromethane	ND		ug/l	25	5.0	5
Acetone	ND		ug/l	25	7.3	5
Carbon disulfide	ND		ug/l	25	5.0	5
2-Butanone	ND		ug/l	25	9.7	5
4-Methyl-2-pentanone	ND		ug/l	25	5.0	5
2-Hexanone	ND		ug/l	25	5.0	5
Bromochloromethane	ND		ug/l	12	3.5	5
1,2-Dibromoethane	ND		ug/l	10	3.2	5
1,2-Dibromo-3-chloropropane	ND		ug/l	12	3.5	5
Isopropylbenzene	4.7	J	ug/l	12	3.5	5
1,2,3-Trichlorobenzene	ND		ug/l	12	3.5	5
1,2,4-Trichlorobenzene	ND		ug/l	12	3.5	5
Methyl Acetate	ND		ug/l	10	1.2	5
Cyclohexane	ND		ug/l	50	1.4	5
Freon-113	ND		ug/l	12	3.5	5
Methyl cyclohexane	ND		ug/l	50	2.0	5

Surrogate	% Recovery	Qualifier	Acceptance Criteria
1,2-Dichloroethane-d4	100		70-130
Toluene-d8	97		70-130
4-Bromofluorobenzene	88		70-130
Dibromofluoromethane	108		70-130

Project Name: SNPE-VDM ANNUAL MONITORING
Project Number: 595396
Lab Number: L2428286
Report Date: 06/07/24

SAMPLE RESULTS

Lab ID: L2428286-02
Client ID: MW-3D
Sample Location: LOCKPORT, NY

Date Collected: 05/21/24 14:08
Date Received: 05/21/24
Field Prep: Not Specified

Sample Depth:
Matrix: Water
Analytical Method: 1,8260D
Analytical Date: 05/25/24 19:38
Analyst: PID

Parameter	Result	Qualifier	Units	RL	MDL	Dilution Factor
Volatile Organics by GC/MS - Westborough Lab						
Methylene chloride	ND		ug/l	2.5	0.70	1
1,1-Dichloroethane	32		ug/l	2.5	0.70	1
Chloroform	3.6		ug/l	2.5	0.70	1
Carbon tetrachloride	29		ug/l	0.50	0.13	1
1,2-Dichloropropane	0.31	J	ug/l	1.0	0.14	1
Dibromochloromethane	ND		ug/l	0.50	0.15	1
1,1,2-Trichloroethane	ND		ug/l	1.5	0.50	1
Tetrachloroethene	0.38	J	ug/l	0.50	0.18	1
Chlorobenzene	9.7		ug/l	2.5	0.70	1
Trichlorofluoromethane	ND		ug/l	2.5	0.70	1
1,2-Dichloroethane	5.9		ug/l	0.50	0.13	1
1,1,1-Trichloroethane	1.3	J	ug/l	2.5	0.70	1
Bromodichloromethane	ND		ug/l	0.50	0.19	1
trans-1,3-Dichloropropene	ND		ug/l	0.50	0.16	1
cis-1,3-Dichloropropene	ND		ug/l	0.50	0.14	1
Bromoform	ND		ug/l	2.0	0.65	1
1,1,2,2-Tetrachloroethane	ND		ug/l	0.50	0.17	1
Benzene	1.7		ug/l	0.50	0.16	1
Toluene	ND		ug/l	2.5	0.70	1
Ethylbenzene	ND		ug/l	2.5	0.70	1
Chloromethane	ND		ug/l	2.5	0.70	1
Bromomethane	ND		ug/l	2.5	0.70	1
Vinyl chloride	3.8		ug/l	1.0	0.07	1
Chloroethane	ND		ug/l	2.5	0.70	1
1,1-Dichloroethene	6.1		ug/l	0.50	0.17	1
trans-1,2-Dichloroethene	ND		ug/l	2.5	0.70	1
Trichloroethene	1.2		ug/l	0.50	0.18	1
1,2-Dichlorobenzene	ND		ug/l	2.5	0.70	1

Project Name: SNPE-VDM ANNUAL MONITORING **Lab Number:** L2428286

Project Number: 595396 **Report Date:** 06/07/24

SAMPLE RESULTS

Lab ID: L2428286-02 Date Collected: 05/21/24 14:08

Client ID: MW-3D Date Received: 05/21/24

Sample Location: LOCKPORT, NY Field Prep: Not Specified

Sample Depth:

Parameter	Result	Qualifier	Units	RL	MDL	Dilution Factor
Volatile Organics by GC/MS - Westborough Lab						
1,3-Dichlorobenzene	ND		ug/l	2.5	0.70	1
1,4-Dichlorobenzene	ND		ug/l	2.5	0.70	1
Methyl tert butyl ether	ND		ug/l	2.5	0.17	1
p/m-Xylene	ND		ug/l	2.5	0.70	1
o-Xylene	ND		ug/l	2.5	0.70	1
cis-1,2-Dichloroethene	ND		ug/l	2.5	0.70	1
Styrene	ND		ug/l	2.5	0.70	1
Dichlorodifluoromethane	ND		ug/l	5.0	1.0	1
Acetone	ND		ug/l	5.0	1.5	1
Carbon disulfide	ND		ug/l	5.0	1.0	1
2-Butanone	ND		ug/l	5.0	1.9	1
4-Methyl-2-pentanone	ND		ug/l	5.0	1.0	1
2-Hexanone	ND		ug/l	5.0	1.0	1
Bromochloromethane	ND		ug/l	2.5	0.70	1
1,2-Dibromoethane	ND		ug/l	2.0	0.65	1
1,2-Dibromo-3-chloropropane	ND		ug/l	2.5	0.70	1
Isopropylbenzene	ND		ug/l	2.5	0.70	1
1,2,3-Trichlorobenzene	ND		ug/l	2.5	0.70	1
1,2,4-Trichlorobenzene	ND		ug/l	2.5	0.70	1
Methyl Acetate	ND		ug/l	2.0	0.23	1
Cyclohexane	ND		ug/l	10	0.27	1
Freon-113	ND		ug/l	2.5	0.70	1
Methyl cyclohexane	ND		ug/l	10	0.40	1

Surrogate	% Recovery	Qualifier	Acceptance Criteria
1,2-Dichloroethane-d4	104		70-130
Toluene-d8	96		70-130
4-Bromofluorobenzene	92		70-130
Dibromofluoromethane	111		70-130

Project Name: SNPE-VDM ANNUAL MONITORING
Lab Number: L2428286
Project Number: 595396
Report Date: 06/07/24

SAMPLE RESULTS

Lab ID: L2428286-03
Client ID: MW-7D
Sample Location: LOCKPORT, NY

Date Collected: 05/21/24 15:05
Date Received: 05/21/24
Field Prep: Not Specified

Sample Depth:
Matrix: Water
Analytical Method: 1,8260D
Analytical Date: 05/25/24 20:00
Analyst: PID

Parameter	Result	Qualifier	Units	RL	MDL	Dilution Factor
Volatile Organics by GC/MS - Westborough Lab						
Methylene chloride	ND		ug/l	2.5	0.70	1
1,1-Dichloroethane	3.8		ug/l	2.5	0.70	1
Chloroform	ND		ug/l	2.5	0.70	1
Carbon tetrachloride	ND		ug/l	0.50	0.13	1
1,2-Dichloropropane	ND		ug/l	1.0	0.14	1
Dibromochloromethane	ND		ug/l	0.50	0.15	1
1,1,2-Trichloroethane	ND		ug/l	1.5	0.50	1
Tetrachloroethene	ND		ug/l	0.50	0.18	1
Chlorobenzene	ND		ug/l	2.5	0.70	1
Trichlorofluoromethane	ND		ug/l	2.5	0.70	1
1,2-Dichloroethane	0.54		ug/l	0.50	0.13	1
1,1,1-Trichloroethane	ND		ug/l	2.5	0.70	1
Bromodichloromethane	ND		ug/l	0.50	0.19	1
trans-1,3-Dichloropropene	ND		ug/l	0.50	0.16	1
cis-1,3-Dichloropropene	ND		ug/l	0.50	0.14	1
Bromoform	ND		ug/l	2.0	0.65	1
1,1,2,2-Tetrachloroethane	ND		ug/l	0.50	0.17	1
Benzene	0.16	J	ug/l	0.50	0.16	1
Toluene	ND		ug/l	2.5	0.70	1
Ethylbenzene	2.4	J	ug/l	2.5	0.70	1
Chloromethane	ND		ug/l	2.5	0.70	1
Bromomethane	ND		ug/l	2.5	0.70	1
Vinyl chloride	0.39	J	ug/l	1.0	0.07	1
Chloroethane	ND		ug/l	2.5	0.70	1
1,1-Dichloroethene	0.21	J	ug/l	0.50	0.17	1
trans-1,2-Dichloroethene	ND		ug/l	2.5	0.70	1
Trichloroethene	ND		ug/l	0.50	0.18	1
1,2-Dichlorobenzene	ND		ug/l	2.5	0.70	1

Project Name: SNPE-VDM ANNUAL MONITORING **Lab Number:** L2428286

Project Number: 595396 **Report Date:** 06/07/24

SAMPLE RESULTS

Lab ID: L2428286-03 Date Collected: 05/21/24 15:05

Client ID: MW-7D Date Received: 05/21/24

Sample Location: LOCKPORT, NY Field Prep: Not Specified

Sample Depth:

Parameter	Result	Qualifier	Units	RL	MDL	Dilution Factor
Volatile Organics by GC/MS - Westborough Lab						
1,3-Dichlorobenzene	ND		ug/l	2.5	0.70	1
1,4-Dichlorobenzene	ND		ug/l	2.5	0.70	1
Methyl tert butyl ether	ND		ug/l	2.5	0.17	1
p/m-Xylene	0.90	J	ug/l	2.5	0.70	1
o-Xylene	0.72	J	ug/l	2.5	0.70	1
cis-1,2-Dichloroethene	ND		ug/l	2.5	0.70	1
Styrene	ND		ug/l	2.5	0.70	1
Dichlorodifluoromethane	ND		ug/l	5.0	1.0	1
Acetone	ND		ug/l	5.0	1.5	1
Carbon disulfide	ND		ug/l	5.0	1.0	1
2-Butanone	ND		ug/l	5.0	1.9	1
4-Methyl-2-pentanone	ND		ug/l	5.0	1.0	1
2-Hexanone	ND		ug/l	5.0	1.0	1
Bromochloromethane	ND		ug/l	2.5	0.70	1
1,2-Dibromoethane	ND		ug/l	2.0	0.65	1
1,2-Dibromo-3-chloropropane	ND		ug/l	2.5	0.70	1
Isopropylbenzene	2.0	J	ug/l	2.5	0.70	1
1,2,3-Trichlorobenzene	ND		ug/l	2.5	0.70	1
1,2,4-Trichlorobenzene	ND		ug/l	2.5	0.70	1
Methyl Acetate	ND		ug/l	2.0	0.23	1
Cyclohexane	ND		ug/l	10	0.27	1
Freon-113	ND		ug/l	2.5	0.70	1
Methyl cyclohexane	ND		ug/l	10	0.40	1

Surrogate	% Recovery	Qualifier	Acceptance Criteria
1,2-Dichloroethane-d4	102		70-130
Toluene-d8	97		70-130
4-Bromofluorobenzene	88		70-130
Dibromofluoromethane	112		70-130

Project Name: SNPE-VDM ANNUAL MONITORING
Project Number: 595396
Lab Number: L2428286
Report Date: 06/07/24

SAMPLE RESULTS

Lab ID: L2428286-04
Client ID: PZ-2
Sample Location: LOCKPORT, NY

Date Collected: 05/21/24 11:30
Date Received: 05/21/24
Field Prep: Not Specified

Sample Depth:
Matrix: Water
Analytical Method: 1,8260D
Analytical Date: 05/25/24 20:22
Analyst: PID

Parameter	Result	Qualifier	Units	RL	MDL	Dilution Factor
Volatile Organics by GC/MS - Westborough Lab						
Methylene chloride	ND		ug/l	2.5	0.70	1
1,1-Dichloroethane	ND		ug/l	2.5	0.70	1
Chloroform	ND		ug/l	2.5	0.70	1
Carbon tetrachloride	ND		ug/l	0.50	0.13	1
1,2-Dichloropropane	ND		ug/l	1.0	0.14	1
Dibromochloromethane	ND		ug/l	0.50	0.15	1
1,1,2-Trichloroethane	ND		ug/l	1.5	0.50	1
Tetrachloroethene	ND		ug/l	0.50	0.18	1
Chlorobenzene	ND		ug/l	2.5	0.70	1
Trichlorofluoromethane	ND		ug/l	2.5	0.70	1
1,2-Dichloroethane	ND		ug/l	0.50	0.13	1
1,1,1-Trichloroethane	ND		ug/l	2.5	0.70	1
Bromodichloromethane	ND		ug/l	0.50	0.19	1
trans-1,3-Dichloropropene	ND		ug/l	0.50	0.16	1
cis-1,3-Dichloropropene	ND		ug/l	0.50	0.14	1
Bromoform	ND		ug/l	2.0	0.65	1
1,1,2,2-Tetrachloroethane	ND		ug/l	0.50	0.17	1
Benzene	ND		ug/l	0.50	0.16	1
Toluene	ND		ug/l	2.5	0.70	1
Ethylbenzene	ND		ug/l	2.5	0.70	1
Chloromethane	ND		ug/l	2.5	0.70	1
Bromomethane	ND		ug/l	2.5	0.70	1
Vinyl chloride	ND		ug/l	1.0	0.07	1
Chloroethane	ND		ug/l	2.5	0.70	1
1,1-Dichloroethene	ND		ug/l	0.50	0.17	1
trans-1,2-Dichloroethene	ND		ug/l	2.5	0.70	1
Trichloroethene	ND		ug/l	0.50	0.18	1
1,2-Dichlorobenzene	ND		ug/l	2.5	0.70	1

Project Name: SNPE-VDM ANNUAL MONITORING **Lab Number:** L2428286

Project Number: 595396 **Report Date:** 06/07/24

SAMPLE RESULTS

Lab ID: L2428286-04 Date Collected: 05/21/24 11:30

Client ID: PZ-2 Date Received: 05/21/24

Sample Location: LOCKPORT, NY Field Prep: Not Specified

Sample Depth:

Parameter	Result	Qualifier	Units	RL	MDL	Dilution Factor
Volatile Organics by GC/MS - Westborough Lab						
1,3-Dichlorobenzene	ND		ug/l	2.5	0.70	1
1,4-Dichlorobenzene	ND		ug/l	2.5	0.70	1
Methyl tert butyl ether	ND		ug/l	2.5	0.17	1
p/m-Xylene	ND		ug/l	2.5	0.70	1
o-Xylene	ND		ug/l	2.5	0.70	1
cis-1,2-Dichloroethene	ND		ug/l	2.5	0.70	1
Styrene	ND		ug/l	2.5	0.70	1
Dichlorodifluoromethane	ND		ug/l	5.0	1.0	1
Acetone	ND		ug/l	5.0	1.5	1
Carbon disulfide	ND		ug/l	5.0	1.0	1
2-Butanone	ND		ug/l	5.0	1.9	1
4-Methyl-2-pentanone	ND		ug/l	5.0	1.0	1
2-Hexanone	ND		ug/l	5.0	1.0	1
Bromochloromethane	ND		ug/l	2.5	0.70	1
1,2-Dibromoethane	ND		ug/l	2.0	0.65	1
1,2-Dibromo-3-chloropropane	ND		ug/l	2.5	0.70	1
Isopropylbenzene	ND		ug/l	2.5	0.70	1
1,2,3-Trichlorobenzene	ND		ug/l	2.5	0.70	1
1,2,4-Trichlorobenzene	ND		ug/l	2.5	0.70	1
Methyl Acetate	ND		ug/l	2.0	0.23	1
Cyclohexane	ND		ug/l	10	0.27	1
Freon-113	ND		ug/l	2.5	0.70	1
Methyl cyclohexane	ND		ug/l	10	0.40	1

Surrogate	% Recovery	Qualifier	Acceptance Criteria
1,2-Dichloroethane-d4	98		70-130
Toluene-d8	95		70-130
4-Bromofluorobenzene	91		70-130
Dibromofluoromethane	107		70-130

Project Name: SNPE-VDM ANNUAL MONITORING **Lab Number:** L2428286

Project Number: 595396 **Report Date:** 06/07/24

SAMPLE RESULTS

Lab ID: L2428286-05
Client ID: PZ-3
Sample Location: LOCKPORT, NY

Date Collected: 05/21/24 09:38
Date Received: 05/21/24
Field Prep: Not Specified

Sample Depth:
Matrix: Water
Analytical Method: 1,8260D
Analytical Date: 05/25/24 20:45
Analyst: PID

Parameter	Result	Qualifier	Units	RL	MDL	Dilution Factor
Volatile Organics by GC/MS - Westborough Lab						
Methylene chloride	ND		ug/l	2.5	0.70	1
1,1-Dichloroethane	ND		ug/l	2.5	0.70	1
Chloroform	ND		ug/l	2.5	0.70	1
Carbon tetrachloride	ND		ug/l	0.50	0.13	1
1,2-Dichloropropane	ND		ug/l	1.0	0.14	1
Dibromochloromethane	ND		ug/l	0.50	0.15	1
1,1,2-Trichloroethane	ND		ug/l	1.5	0.50	1
Tetrachloroethene	ND		ug/l	0.50	0.18	1
Chlorobenzene	ND		ug/l	2.5	0.70	1
Trichlorofluoromethane	ND		ug/l	2.5	0.70	1
1,2-Dichloroethane	ND		ug/l	0.50	0.13	1
1,1,1-Trichloroethane	ND		ug/l	2.5	0.70	1
Bromodichloromethane	ND		ug/l	0.50	0.19	1
trans-1,3-Dichloropropene	ND		ug/l	0.50	0.16	1
cis-1,3-Dichloropropene	ND		ug/l	0.50	0.14	1
Bromoform	ND		ug/l	2.0	0.65	1
1,1,2,2-Tetrachloroethane	ND		ug/l	0.50	0.17	1
Benzene	ND		ug/l	0.50	0.16	1
Toluene	ND		ug/l	2.5	0.70	1
Ethylbenzene	ND		ug/l	2.5	0.70	1
Chloromethane	ND		ug/l	2.5	0.70	1
Bromomethane	ND		ug/l	2.5	0.70	1
Vinyl chloride	ND		ug/l	1.0	0.07	1
Chloroethane	ND		ug/l	2.5	0.70	1
1,1-Dichloroethene	ND		ug/l	0.50	0.17	1
trans-1,2-Dichloroethene	ND		ug/l	2.5	0.70	1
Trichloroethene	ND		ug/l	0.50	0.18	1
1,2-Dichlorobenzene	ND		ug/l	2.5	0.70	1

Project Name: SNPE-VDM ANNUAL MONITORING **Lab Number:** L2428286

Project Number: 595396 **Report Date:** 06/07/24

SAMPLE RESULTS

Lab ID: L2428286-05 Date Collected: 05/21/24 09:38

Client ID: PZ-3 Date Received: 05/21/24

Sample Location: LOCKPORT, NY Field Prep: Not Specified

Sample Depth:

Parameter	Result	Qualifier	Units	RL	MDL	Dilution Factor
Volatile Organics by GC/MS - Westborough Lab						
1,3-Dichlorobenzene	ND		ug/l	2.5	0.70	1
1,4-Dichlorobenzene	ND		ug/l	2.5	0.70	1
Methyl tert butyl ether	ND		ug/l	2.5	0.17	1
p/m-Xylene	ND		ug/l	2.5	0.70	1
o-Xylene	ND		ug/l	2.5	0.70	1
cis-1,2-Dichloroethene	ND		ug/l	2.5	0.70	1
Styrene	ND		ug/l	2.5	0.70	1
Dichlorodifluoromethane	ND		ug/l	5.0	1.0	1
Acetone	ND		ug/l	5.0	1.5	1
Carbon disulfide	ND		ug/l	5.0	1.0	1
2-Butanone	ND		ug/l	5.0	1.9	1
4-Methyl-2-pentanone	ND		ug/l	5.0	1.0	1
2-Hexanone	ND		ug/l	5.0	1.0	1
Bromochloromethane	ND		ug/l	2.5	0.70	1
1,2-Dibromoethane	ND		ug/l	2.0	0.65	1
1,2-Dibromo-3-chloropropane	ND		ug/l	2.5	0.70	1
Isopropylbenzene	ND		ug/l	2.5	0.70	1
1,2,3-Trichlorobenzene	ND		ug/l	2.5	0.70	1
1,2,4-Trichlorobenzene	ND		ug/l	2.5	0.70	1
Methyl Acetate	ND		ug/l	2.0	0.23	1
Cyclohexane	ND		ug/l	10	0.27	1
Freon-113	ND		ug/l	2.5	0.70	1
Methyl cyclohexane	ND		ug/l	10	0.40	1

Surrogate	% Recovery	Qualifier	Acceptance Criteria
1,2-Dichloroethane-d4	99		70-130
Toluene-d8	97		70-130
4-Bromofluorobenzene	92		70-130
Dibromofluoromethane	107		70-130

Project Name: SNPE-VDM ANNUAL MONITORING **Lab Number:** L2428286

Project Number: 595396 **Report Date:** 06/07/24

SAMPLE RESULTS

Lab ID: L2428286-06
Client ID: PZ-4
Sample Location: LOCKPORT, NY

Date Collected: 05/21/24 11:00
Date Received: 05/21/24
Field Prep: Not Specified

Sample Depth:
Matrix: Water
Analytical Method: 1,8260D
Analytical Date: 05/25/24 21:07
Analyst: PID

Parameter	Result	Qualifier	Units	RL	MDL	Dilution Factor
Volatile Organics by GC/MS - Westborough Lab						
Methylene chloride	ND		ug/l	2.5	0.70	1
1,1-Dichloroethane	ND		ug/l	2.5	0.70	1
Chloroform	ND		ug/l	2.5	0.70	1
Carbon tetrachloride	ND		ug/l	0.50	0.13	1
1,2-Dichloropropane	ND		ug/l	1.0	0.14	1
Dibromochloromethane	ND		ug/l	0.50	0.15	1
1,1,2-Trichloroethane	ND		ug/l	1.5	0.50	1
Tetrachloroethene	ND		ug/l	0.50	0.18	1
Chlorobenzene	ND		ug/l	2.5	0.70	1
Trichlorofluoromethane	ND		ug/l	2.5	0.70	1
1,2-Dichloroethane	ND		ug/l	0.50	0.13	1
1,1,1-Trichloroethane	ND		ug/l	2.5	0.70	1
Bromodichloromethane	ND		ug/l	0.50	0.19	1
trans-1,3-Dichloropropene	ND		ug/l	0.50	0.16	1
cis-1,3-Dichloropropene	ND		ug/l	0.50	0.14	1
Bromoform	ND		ug/l	2.0	0.65	1
1,1,2,2-Tetrachloroethane	ND		ug/l	0.50	0.17	1
Benzene	ND		ug/l	0.50	0.16	1
Toluene	ND		ug/l	2.5	0.70	1
Ethylbenzene	ND		ug/l	2.5	0.70	1
Chloromethane	ND		ug/l	2.5	0.70	1
Bromomethane	ND		ug/l	2.5	0.70	1
Vinyl chloride	ND		ug/l	1.0	0.07	1
Chloroethane	ND		ug/l	2.5	0.70	1
1,1-Dichloroethene	ND		ug/l	0.50	0.17	1
trans-1,2-Dichloroethene	ND		ug/l	2.5	0.70	1
Trichloroethene	ND		ug/l	0.50	0.18	1
1,2-Dichlorobenzene	ND		ug/l	2.5	0.70	1

Project Name: SNPE-VDM ANNUAL MONITORING **Lab Number:** L2428286

Project Number: 595396 **Report Date:** 06/07/24

SAMPLE RESULTS

Lab ID: L2428286-06 Date Collected: 05/21/24 11:00

Client ID: PZ-4 Date Received: 05/21/24

Sample Location: LOCKPORT, NY Field Prep: Not Specified

Sample Depth:

Parameter	Result	Qualifier	Units	RL	MDL	Dilution Factor
Volatile Organics by GC/MS - Westborough Lab						
1,3-Dichlorobenzene	ND		ug/l	2.5	0.70	1
1,4-Dichlorobenzene	ND		ug/l	2.5	0.70	1
Methyl tert butyl ether	ND		ug/l	2.5	0.17	1
p/m-Xylene	ND		ug/l	2.5	0.70	1
o-Xylene	ND		ug/l	2.5	0.70	1
cis-1,2-Dichloroethene	ND		ug/l	2.5	0.70	1
Styrene	ND		ug/l	2.5	0.70	1
Dichlorodifluoromethane	ND		ug/l	5.0	1.0	1
Acetone	ND		ug/l	5.0	1.5	1
Carbon disulfide	ND		ug/l	5.0	1.0	1
2-Butanone	ND		ug/l	5.0	1.9	1
4-Methyl-2-pentanone	ND		ug/l	5.0	1.0	1
2-Hexanone	ND		ug/l	5.0	1.0	1
Bromochloromethane	ND		ug/l	2.5	0.70	1
1,2-Dibromoethane	ND		ug/l	2.0	0.65	1
1,2-Dibromo-3-chloropropane	ND		ug/l	2.5	0.70	1
Isopropylbenzene	ND		ug/l	2.5	0.70	1
1,2,3-Trichlorobenzene	ND		ug/l	2.5	0.70	1
1,2,4-Trichlorobenzene	ND		ug/l	2.5	0.70	1
Methyl Acetate	ND		ug/l	2.0	0.23	1
Cyclohexane	ND		ug/l	10	0.27	1
Freon-113	ND		ug/l	2.5	0.70	1
Methyl cyclohexane	ND		ug/l	10	0.40	1

Surrogate	% Recovery	Qualifier	Acceptance Criteria
1,2-Dichloroethane-d4	100		70-130
Toluene-d8	98		70-130
4-Bromofluorobenzene	92		70-130
Dibromofluoromethane	107		70-130

Project Name: SNPE-VDM ANNUAL MONITORING **Lab Number:** L2428286

Project Number: 595396 **Report Date:** 06/07/24

SAMPLE RESULTS

Lab ID: L2428286-07
Client ID: TRIP BLANK
Sample Location: LOCKPORT, NY

Date Collected: 05/21/24 12:00
Date Received: 05/21/24
Field Prep: Not Specified

Sample Depth:
Matrix: Water
Analytical Method: 1,8260D
Analytical Date: 05/25/24 19:15
Analyst: PID

Parameter	Result	Qualifier	Units	RL	MDL	Dilution Factor
Volatile Organics by GC/MS - Westborough Lab						
Methylene chloride	ND		ug/l	2.5	0.70	1
1,1-Dichloroethane	ND		ug/l	2.5	0.70	1
Chloroform	ND		ug/l	2.5	0.70	1
Carbon tetrachloride	ND		ug/l	0.50	0.13	1
1,2-Dichloropropane	ND		ug/l	1.0	0.14	1
Dibromochloromethane	ND		ug/l	0.50	0.15	1
1,1,2-Trichloroethane	ND		ug/l	1.5	0.50	1
Tetrachloroethene	ND		ug/l	0.50	0.18	1
Chlorobenzene	ND		ug/l	2.5	0.70	1
Trichlorofluoromethane	ND		ug/l	2.5	0.70	1
1,2-Dichloroethane	ND		ug/l	0.50	0.13	1
1,1,1-Trichloroethane	ND		ug/l	2.5	0.70	1
Bromodichloromethane	ND		ug/l	0.50	0.19	1
trans-1,3-Dichloropropene	ND		ug/l	0.50	0.16	1
cis-1,3-Dichloropropene	ND		ug/l	0.50	0.14	1
Bromoform	ND		ug/l	2.0	0.65	1
1,1,2,2-Tetrachloroethane	ND		ug/l	0.50	0.17	1
Benzene	ND		ug/l	0.50	0.16	1
Toluene	ND		ug/l	2.5	0.70	1
Ethylbenzene	ND		ug/l	2.5	0.70	1
Chloromethane	ND		ug/l	2.5	0.70	1
Bromomethane	ND		ug/l	2.5	0.70	1
Vinyl chloride	ND		ug/l	1.0	0.07	1
Chloroethane	ND		ug/l	2.5	0.70	1
1,1-Dichloroethene	ND		ug/l	0.50	0.17	1
trans-1,2-Dichloroethene	ND		ug/l	2.5	0.70	1
Trichloroethene	ND		ug/l	0.50	0.18	1
1,2-Dichlorobenzene	ND		ug/l	2.5	0.70	1

Project Name: SNPE-VDM ANNUAL MONITORING **Lab Number:** L2428286

Project Number: 595396 **Report Date:** 06/07/24

SAMPLE RESULTS

Lab ID: L2428286-07 Date Collected: 05/21/24 12:00

Client ID: TRIP BLANK Date Received: 05/21/24

Sample Location: LOCKPORT, NY Field Prep: Not Specified

Sample Depth:

Parameter	Result	Qualifier	Units	RL	MDL	Dilution Factor
Volatile Organics by GC/MS - Westborough Lab						
1,3-Dichlorobenzene	ND		ug/l	2.5	0.70	1
1,4-Dichlorobenzene	ND		ug/l	2.5	0.70	1
Methyl tert butyl ether	ND		ug/l	2.5	0.17	1
p/m-Xylene	ND		ug/l	2.5	0.70	1
o-Xylene	ND		ug/l	2.5	0.70	1
cis-1,2-Dichloroethene	ND		ug/l	2.5	0.70	1
Styrene	ND		ug/l	2.5	0.70	1
Dichlorodifluoromethane	ND		ug/l	5.0	1.0	1
Acetone	ND		ug/l	5.0	1.5	1
Carbon disulfide	ND		ug/l	5.0	1.0	1
2-Butanone	ND		ug/l	5.0	1.9	1
4-Methyl-2-pentanone	ND		ug/l	5.0	1.0	1
2-Hexanone	ND		ug/l	5.0	1.0	1
Bromochloromethane	ND		ug/l	2.5	0.70	1
1,2-Dibromoethane	ND		ug/l	2.0	0.65	1
1,2-Dibromo-3-chloropropane	ND		ug/l	2.5	0.70	1
Isopropylbenzene	ND		ug/l	2.5	0.70	1
1,2,3-Trichlorobenzene	ND		ug/l	2.5	0.70	1
1,2,4-Trichlorobenzene	ND		ug/l	2.5	0.70	1
Methyl Acetate	ND		ug/l	2.0	0.23	1
Cyclohexane	ND		ug/l	10	0.27	1
Freon-113	ND		ug/l	2.5	0.70	1
Methyl cyclohexane	ND		ug/l	10	0.40	1

Surrogate	% Recovery	Qualifier	Acceptance Criteria
1,2-Dichloroethane-d4	103		70-130
Toluene-d8	98		70-130
4-Bromofluorobenzene	93		70-130
Dibromofluoromethane	111		70-130

Project Name: SNPE-VDM ANNUAL MONITORING **Lab Number:** L2428286

Project Number: 595396 **Report Date:** 06/07/24

SAMPLE RESULTS

Lab ID: L2428286-09
Client ID: FILTER SUMP EFFLUENT
Sample Location: LOCKPORT, NY

Date Collected: 05/21/24 09:50
Date Received: 05/21/24
Field Prep: Not Specified

Sample Depth:
Matrix: Water
Analytical Method: 1,8260D
Analytical Date: 05/25/24 21:29
Analyst: PID

Parameter	Result	Qualifier	Units	RL	MDL	Dilution Factor
Volatile Organics by GC/MS - Westborough Lab						
Methylene chloride	ND		ug/l	2.5	0.70	1
1,1-Dichloroethane	ND		ug/l	2.5	0.70	1
Chloroform	7.2		ug/l	2.5	0.70	1
Carbon tetrachloride	ND		ug/l	0.50	0.13	1
1,2-Dichloropropane	ND		ug/l	1.0	0.14	1
Dibromochloromethane	ND		ug/l	0.50	0.15	1
1,1,2-Trichloroethane	ND		ug/l	1.5	0.50	1
Tetrachloroethene	ND		ug/l	0.50	0.18	1
Chlorobenzene	ND		ug/l	2.5	0.70	1
Trichlorofluoromethane	ND		ug/l	2.5	0.70	1
1,2-Dichloroethane	ND		ug/l	0.50	0.13	1
1,1,1-Trichloroethane	ND		ug/l	2.5	0.70	1
Bromodichloromethane	ND		ug/l	0.50	0.19	1
trans-1,3-Dichloropropene	ND		ug/l	0.50	0.16	1
cis-1,3-Dichloropropene	ND		ug/l	0.50	0.14	1
Bromoform	ND		ug/l	2.0	0.65	1
1,1,2,2-Tetrachloroethane	ND		ug/l	0.50	0.17	1
Benzene	ND		ug/l	0.50	0.16	1
Toluene	ND		ug/l	2.5	0.70	1
Ethylbenzene	ND		ug/l	2.5	0.70	1
Chloromethane	ND		ug/l	2.5	0.70	1
Bromomethane	ND		ug/l	2.5	0.70	1
Vinyl chloride	ND		ug/l	1.0	0.07	1
Chloroethane	ND		ug/l	2.5	0.70	1
1,1-Dichloroethene	ND		ug/l	0.50	0.17	1
trans-1,2-Dichloroethene	ND		ug/l	2.5	0.70	1
Trichloroethene	ND		ug/l	0.50	0.18	1
1,2-Dichlorobenzene	ND		ug/l	2.5	0.70	1

Project Name: SNPE-VDM ANNUAL MONITORING **Lab Number:** L2428286

Project Number: 595396 **Report Date:** 06/07/24

SAMPLE RESULTS

Lab ID: L2428286-09 Date Collected: 05/21/24 09:50

Client ID: FILTER SUMP EFFLUENT Date Received: 05/21/24

Sample Location: LOCKPORT, NY Field Prep: Not Specified

Sample Depth:

Parameter	Result	Qualifier	Units	RL	MDL	Dilution Factor
Volatile Organics by GC/MS - Westborough Lab						
1,3-Dichlorobenzene	ND		ug/l	2.5	0.70	1
1,4-Dichlorobenzene	ND		ug/l	2.5	0.70	1
Methyl tert butyl ether	ND		ug/l	2.5	0.17	1
p/m-Xylene	ND		ug/l	2.5	0.70	1
o-Xylene	ND		ug/l	2.5	0.70	1
cis-1,2-Dichloroethene	ND		ug/l	2.5	0.70	1
Styrene	ND		ug/l	2.5	0.70	1
Dichlorodifluoromethane	ND		ug/l	5.0	1.0	1
Acetone	ND		ug/l	5.0	1.5	1
Carbon disulfide	ND		ug/l	5.0	1.0	1
2-Butanone	ND		ug/l	5.0	1.9	1
4-Methyl-2-pentanone	ND		ug/l	5.0	1.0	1
2-Hexanone	ND		ug/l	5.0	1.0	1
Bromochloromethane	ND		ug/l	2.5	0.70	1
1,2-Dibromoethane	ND		ug/l	2.0	0.65	1
1,2-Dibromo-3-chloropropane	ND		ug/l	2.5	0.70	1
Isopropylbenzene	ND		ug/l	2.5	0.70	1
1,2,3-Trichlorobenzene	ND		ug/l	2.5	0.70	1
1,2,4-Trichlorobenzene	ND		ug/l	2.5	0.70	1
Methyl Acetate	ND		ug/l	2.0	0.23	1
Cyclohexane	ND		ug/l	10	0.27	1
Freon-113	ND		ug/l	2.5	0.70	1
Methyl cyclohexane	ND		ug/l	10	0.40	1

Surrogate	% Recovery	Qualifier	Acceptance Criteria
1,2-Dichloroethane-d4	99		70-130
Toluene-d8	96		70-130
4-Bromofluorobenzene	92		70-130
Dibromofluoromethane	107		70-130

Project Name: SNPE-VDM ANNUAL MONITORING **Lab Number:** L2428286

Project Number: 595396 **Report Date:** 06/07/24

Method Blank Analysis
Batch Quality Control

Analytical Method: 1,8260D
Analytical Date: 05/25/24 14:26
Analyst: LAC

Parameter	Result	Qualifier	Units	RL	MDL
Volatile Organics by GC/MS - Westborough Lab for sample(s): 01-07,09 Batch: WG1926571-5					
Methylene chloride	ND		ug/l	2.5	0.70
1,1-Dichloroethane	ND		ug/l	2.5	0.70
Chloroform	ND		ug/l	2.5	0.70
Carbon tetrachloride	ND		ug/l	0.50	0.13
1,2-Dichloropropane	ND		ug/l	1.0	0.14
Dibromochloromethane	ND		ug/l	0.50	0.15
1,1,2-Trichloroethane	ND		ug/l	1.5	0.50
Tetrachloroethene	ND		ug/l	0.50	0.18
Chlorobenzene	ND		ug/l	2.5	0.70
Trichlorofluoromethane	ND		ug/l	2.5	0.70
1,2-Dichloroethane	ND		ug/l	0.50	0.13
1,1,1-Trichloroethane	ND		ug/l	2.5	0.70
Bromodichloromethane	ND		ug/l	0.50	0.19
trans-1,3-Dichloropropene	ND		ug/l	0.50	0.16
cis-1,3-Dichloropropene	ND		ug/l	0.50	0.14
Bromoform	ND		ug/l	2.0	0.65
1,1,2,2-Tetrachloroethane	ND		ug/l	0.50	0.17
Benzene	ND		ug/l	0.50	0.16
Toluene	ND		ug/l	2.5	0.70
Ethylbenzene	ND		ug/l	2.5	0.70
Chloromethane	ND		ug/l	2.5	0.70
Bromomethane	ND		ug/l	2.5	0.70
Vinyl chloride	ND		ug/l	1.0	0.07
Chloroethane	ND		ug/l	2.5	0.70
1,1-Dichloroethene	ND		ug/l	0.50	0.17
trans-1,2-Dichloroethene	ND		ug/l	2.5	0.70
Trichloroethene	ND		ug/l	0.50	0.18
1,2-Dichlorobenzene	ND		ug/l	2.5	0.70
1,3-Dichlorobenzene	ND		ug/l	2.5	0.70

Project Name: SNPE-VDM ANNUAL MONITORING **Lab Number:** L2428286

Project Number: 595396 **Report Date:** 06/07/24

Method Blank Analysis
Batch Quality Control

Analytical Method: 1,8260D
Analytical Date: 05/25/24 14:26
Analyst: LAC

Parameter	Result	Qualifier	Units	RL	MDL
Volatile Organics by GC/MS - Westborough Lab for sample(s): 01-07,09 Batch: WG1926571-5					
1,4-Dichlorobenzene	ND		ug/l	2.5	0.70
Methyl tert butyl ether	ND		ug/l	2.5	0.17
p/m-Xylene	ND		ug/l	2.5	0.70
o-Xylene	ND		ug/l	2.5	0.70
cis-1,2-Dichloroethene	ND		ug/l	2.5	0.70
Styrene	ND		ug/l	2.5	0.70
Dichlorodifluoromethane	ND		ug/l	5.0	1.0
Acetone	ND		ug/l	5.0	1.5
Carbon disulfide	ND		ug/l	5.0	1.0
2-Butanone	ND		ug/l	5.0	1.9
4-Methyl-2-pentanone	ND		ug/l	5.0	1.0
2-Hexanone	ND		ug/l	5.0	1.0
Bromochloromethane	ND		ug/l	2.5	0.70
1,2-Dibromoethane	ND		ug/l	2.0	0.65
1,2-Dibromo-3-chloropropane	ND		ug/l	2.5	0.70
Isopropylbenzene	ND		ug/l	2.5	0.70
1,2,3-Trichlorobenzene	ND		ug/l	2.5	0.70
1,2,4-Trichlorobenzene	ND		ug/l	2.5	0.70
Methyl Acetate	ND		ug/l	2.0	0.23
Cyclohexane	ND		ug/l	10	0.27
Freon-113	ND		ug/l	2.5	0.70
Methyl cyclohexane	ND		ug/l	10	0.40

Project Name: SNPE-VDM ANNUAL MONITORING **Lab Number:** L2428286

Project Number: 595396 **Report Date:** 06/07/24

Method Blank Analysis
Batch Quality Control

Analytical Method: 1,8260D
Analytical Date: 05/25/24 14:26
Analyst: LAC

Parameter	Result	Qualifier	Units	RL	MDL
Volatile Organics by GC/MS - Westborough Lab for sample(s): 01-07,09 Batch: WG1926571-5					

Surrogate	%Recovery	Qualifier	Acceptance Criteria
1,2-Dichloroethane-d4	101		70-130
Toluene-d8	97		70-130
4-Bromofluorobenzene	95		70-130
Dibromofluoromethane	109		70-130

Lab Control Sample Analysis
Batch Quality Control

Project Name: SNPE-VDM ANNUAL MONITORING
Project Number: 595396
Lab Number: L2428286
Report Date: 06/07/24

Parameter	LCS %Recovery	Qual	LCSD %Recovery	Qual	%Recovery Limits	RPD	Qual	RPD Limits
Volatile Organics by GC/MS - Westborough Lab Associated sample(s): 01-07,09 Batch: WG1926571-3 WG1926571-4								
Methylene chloride	98		100		70-130	2		20
1,1-Dichloroethane	90		93		70-130	3		20
Chloroform	110		110		70-130	0		20
Carbon tetrachloride	120		120		63-132	0		20
1,2-Dichloropropane	86		90		70-130	5		20
Dibromochloromethane	110		110		63-130	0		20
1,1,2-Trichloroethane	95		95		70-130	0		20
Tetrachloroethene	98		100		70-130	2		20
Chlorobenzene	99		100		75-130	1		20
Trichlorofluoromethane	120		120		62-150	0		20
1,2-Dichloroethane	100		100		70-130	0		20
1,1,1-Trichloroethane	110		110		67-130	0		20
Bromodichloromethane	100		110		67-130	10		20
trans-1,3-Dichloropropene	88		90		70-130	2		20
cis-1,3-Dichloropropene	95		97		70-130	2		20
Bromoform	90		90		54-136	0		20
1,1,2,2-Tetrachloroethane	79		79		67-130	0		20
Benzene	95		96		70-130	1		20
Toluene	96		95		70-130	1		20
Ethylbenzene	92		93		70-130	1		20
Chloromethane	69		73		64-130	6		20
Bromomethane	54		56		39-139	4		20
Vinyl chloride	83		86		55-140	4		20

Lab Control Sample Analysis
Batch Quality Control

Project Name: SNPE-VDM ANNUAL MONITORING
Project Number: 595396
Lab Number: L2428286
Report Date: 06/07/24

Parameter	LCS %Recovery	Qual	LCSD %Recovery	Qual	%Recovery Limits	RPD	Qual	RPD Limits
Volatile Organics by GC/MS - Westborough Lab Associated sample(s): 01-07,09 Batch: WG1926571-3 WG1926571-4								
Chloroethane	98		100		55-138	2		20
1,1-Dichloroethene	96		96		61-145	0		20
trans-1,2-Dichloroethene	100		100		70-130	0		20
Trichloroethene	120		120		70-130	0		20
1,2-Dichlorobenzene	91		93		70-130	2		20
1,3-Dichlorobenzene	92		92		70-130	0		20
1,4-Dichlorobenzene	92		93		70-130	1		20
Methyl tert butyl ether	91		95		63-130	4		20
p/m-Xylene	95		100		70-130	5		20
o-Xylene	95		95		70-130	0		20
cis-1,2-Dichloroethene	100		100		70-130	0		20
Styrene	95		95		70-130	0		20
Dichlorodifluoromethane	87		90		36-147	3		20
Acetone	110		120		58-148	9		20
Carbon disulfide	94		95		51-130	1		20
2-Butanone	89		97		63-138	9		20
4-Methyl-2-pentanone	71		72		59-130	1		20
2-Hexanone	70		74		57-130	6		20
Bromochloromethane	120		120		70-130	0		20
1,2-Dibromoethane	98		99		70-130	1		20
1,2-Dibromo-3-chloropropane	96		96		41-144	0		20
Isopropylbenzene	91		90		70-130	1		20
1,2,3-Trichlorobenzene	87		89		70-130	2		20

Lab Control Sample Analysis
Batch Quality Control

Project Name: SNPE-VDM ANNUAL MONITORING
Project Number: 595396
Lab Number: L2428286
Report Date: 06/07/24

Parameter	LCS %Recovery	Qual	LCSD %Recovery	Qual	%Recovery Limits	RPD	Qual	RPD Limits
Volatile Organics by GC/MS - Westborough Lab Associated sample(s): 01-07,09 Batch: WG1926571-3 WG1926571-4								
1,2,4-Trichlorobenzene	85		85		70-130	0		20
Methyl Acetate	86		87		70-130	1		20
Cyclohexane	82		84		70-130	2		20
Freon-113	100		100		70-130	0		20
Methyl cyclohexane	98		100		70-130	2		20

Surrogate	LCS %Recovery	Qual	LCSD %Recovery	Qual	Acceptance Criteria
1,2-Dichloroethane-d4	101		102		70-130
Toluene-d8	96		95		70-130
4-Bromofluorobenzene	85		86		70-130
Dibromofluoromethane	109		109		70-130

SEMIVOLATILES

Project Name: SNPE-VDM ANNUAL MONITORING
Project Number: 595396
Lab Number: L2428286
Report Date: 06/07/24

SAMPLE RESULTS

Lab ID: L2428286-01
Client ID: MW-2D
Sample Location: LOCKPORT, NY

Date Collected: 05/21/24 16:24
Date Received: 05/21/24
Field Prep: Not Specified

Sample Depth:
Matrix: Water
Analytical Method: 1,8270E
Analytical Date: 05/26/24 21:42
Analyst: JG

Extraction Method: EPA 3510C
Extraction Date: 05/25/24 07:31

Parameter	Result	Qualifier	Units	RL	MDL	Dilution Factor
Semivolatile Organics by GC/MS - Westborough Lab						
Bis(2-chloroethyl)ether	ND		ug/l	2.0	0.39	1
3,3'-Dichlorobenzidine	ND		ug/l	5.0	1.8	1
2,4-Dinitrotoluene	ND		ug/l	5.0	0.54	1
2,6-Dinitrotoluene	ND		ug/l	5.0	0.84	1
4-Chlorophenyl phenyl ether	ND		ug/l	2.0	0.39	1
4-Bromophenyl phenyl ether	ND		ug/l	2.0	0.24	1
Bis(2-chloroisopropyl)ether	ND		ug/l	2.0	0.40	1
Bis(2-chloroethoxy)methane	ND		ug/l	5.0	0.84	1
Hexachlorocyclopentadiene	ND		ug/l	20	1.2	1
Isophorone	ND		ug/l	5.0	0.86	1
Nitrobenzene	ND		ug/l	2.0	0.20	1
NDPA/DPA	ND		ug/l	2.0	0.92	1
n-Nitrosodi-n-propylamine	ND		ug/l	5.0	0.91	1
Bis(2-ethylhexyl)phthalate	ND		ug/l	3.0	1.4	1
Butyl benzyl phthalate	ND		ug/l	5.0	2.6	1
Di-n-butylphthalate	ND		ug/l	5.0	0.96	1
Di-n-octylphthalate	ND		ug/l	5.0	2.3	1
Diethyl phthalate	ND		ug/l	5.0	0.76	1
Dimethyl phthalate	ND		ug/l	5.0	0.92	1
Biphenyl	95.		ug/l	2.0	0.20	1
4-Chloroaniline	ND		ug/l	5.0	0.47	1
2-Nitroaniline	ND		ug/l	5.0	1.0	1
3-Nitroaniline	ND		ug/l	5.0	1.2	1
4-Nitroaniline	ND		ug/l	5.0	1.4	1
Dibenzofuran	260		ug/l	2.0	0.40	1
1,2,4,5-Tetrachlorobenzene	ND		ug/l	10	0.24	1
Acetophenone	ND		ug/l	5.0	0.92	1
2,4,6-Trichlorophenol	ND		ug/l	5.0	2.1	1

Project Name: SNPE-VDM ANNUAL MONITORING **Lab Number:** L2428286

Project Number: 595396 **Report Date:** 06/07/24

SAMPLE RESULTS

Lab ID: L2428286-01 Date Collected: 05/21/24 16:24

Client ID: MW-2D Date Received: 05/21/24

Sample Location: LOCKPORT, NY Field Prep: Not Specified

Sample Depth:

Parameter	Result	Qualifier	Units	RL	MDL	Dilution Factor
Semivolatile Organics by GC/MS - Westborough Lab						
p-Chloro-m-cresol	ND		ug/l	2.0	0.61	1
2-Chlorophenol	ND		ug/l	2.0	0.65	1
2,4-Dichlorophenol	ND		ug/l	5.0	1.7	1
2,4-Dimethylphenol	ND		ug/l	5.0	2.0	1
2-Nitrophenol	ND		ug/l	10	2.0	1
4-Nitrophenol	ND		ug/l	10	1.4	1
2,4-Dinitrophenol	ND		ug/l	20	5.4	1
4,6-Dinitro-o-cresol	ND		ug/l	10	2.3	1
Phenol	1.2	J	ug/l	5.0	0.35	1
2-Methylphenol	ND		ug/l	5.0	2.3	1
3-Methylphenol/4-Methylphenol	ND		ug/l	5.0	1.4	1
2,4,5-Trichlorophenol	ND		ug/l	5.0	2.1	1
Carbazole	30.		ug/l	2.0	0.31	1
Atrazine	ND		ug/l	10	1.0	1
Benzaldehyde	ND		ug/l	5.0	1.1	1
Caprolactam	ND		ug/l	10	1.2	1
2,3,4,6-Tetrachlorophenol	ND		ug/l	5.0	2.2	1

Surrogate	% Recovery	Qualifier	Acceptance Criteria
2-Fluorophenol	21		21-120
Phenol-d6	16		10-120
Nitrobenzene-d5	46		23-120
2-Fluorobiphenyl	46		15-120
2,4,6-Tribromophenol	28		10-120
4-Terphenyl-d14	60		41-149

Project Name: SNPE-VDM ANNUAL MONITORING
Project Number: 595396
Lab Number: L2428286
Report Date: 06/07/24

SAMPLE RESULTS

Lab ID: L2428286-01
Client ID: MW-2D
Sample Location: LOCKPORT, NY

Date Collected: 05/21/24 16:24
Date Received: 05/21/24
Field Prep: Not Specified

Sample Depth:
Matrix: Water
Analytical Method: 1,8270E-SIM
Analytical Date: 05/29/24 15:17
Analyst: RP

Extraction Method: EPA 3510C
Extraction Date: 05/25/24 07:32

Parameter	Result	Qualifier	Units	RL	MDL	Dilution Factor
Semivolatile Organics by GC/MS-SIM - Westborough Lab						
Acenaphthene	240	E	ug/l	0.10	0.02	1
2-Chloronaphthalene	ND		ug/l	0.20	0.02	1
Fluoranthene	59	E	ug/l	0.10	0.03	1
Hexachlorobutadiene	ND		ug/l	0.50	0.02	1
Naphthalene	210	E	ug/l	0.10	0.02	1
Benzo(a)anthracene	5.4		ug/l	0.10	0.03	1
Benzo(a)pyrene	1.9		ug/l	0.10	0.02	1
Benzo(b)fluoranthene	2.9		ug/l	0.10	0.03	1
Benzo(k)fluoranthene	0.88		ug/l	0.10	0.03	1
Chrysene	4.7		ug/l	0.10	0.03	1
Acenaphthylene	5.2		ug/l	0.10	0.02	1
Anthracene	32		ug/l	0.10	0.02	1
Benzo(ghi)perylene	0.99		ug/l	0.10	0.02	1
Fluorene	170	E	ug/l	0.10	0.03	1
Phenanthrene	220	E	ug/l	0.10	0.04	1
Dibenzo(a,h)anthracene	0.21		ug/l	0.10	0.02	1
Indeno(1,2,3-cd)pyrene	1.0		ug/l	0.10	0.02	1
Pyrene	38		ug/l	0.10	0.04	1
2-Methylnaphthalene	91	E	ug/l	0.10	0.03	1
Pentachlorophenol	ND		ug/l	0.80	0.06	1
Hexachlorobenzene	ND		ug/l	0.80	0.01	1
Hexachloroethane	ND		ug/l	0.80	0.02	1

Project Name: SNPE-VDM ANNUAL MONITORING **Lab Number:** L2428286

Project Number: 595396 **Report Date:** 06/07/24

SAMPLE RESULTS

Lab ID: L2428286-01 Date Collected: 05/21/24 16:24

Client ID: MW-2D Date Received: 05/21/24

Sample Location: LOCKPORT, NY Field Prep: Not Specified

Sample Depth:

Parameter	Result	Qualifier	Units	RL	MDL	Dilution Factor

Semivolatile Organics by GC/MS-SIM - Westborough Lab

Surrogate	% Recovery	Qualifier	Acceptance Criteria
2-Fluorophenol	**19**	Q	21-120
Phenol-d6	18		10-120
Nitrobenzene-d5	65		23-120
2-Fluorobiphenyl	50		15-120
2,4,6-Tribromophenol	27		10-120
4-Terphenyl-d14	65		41-149

Project Name: SNPE-VDM ANNUAL MONITORING
Lab Number: L2428286
Project Number: 595396
Report Date: 06/07/24

SAMPLE RESULTS

Lab ID: L2428286-01 D
Client ID: MW-2D
Sample Location: LOCKPORT, NY

Date Collected: 05/21/24 16:24
Date Received: 05/21/24
Field Prep: Not Specified

Sample Depth:
Matrix: Water
Analytical Method: 1,8270E-SIM
Analytical Date: 05/30/24 10:02
Analyst: SBC

Extraction Method: EPA 3510C
Extraction Date: 05/25/24 07:32

Parameter	Result	Qualifier	Units	RL	MDL	Dilution Factor
Semivolatile Organics by GC/MS-SIM - Westborough Lab						
Acenaphthene	300		ug/l	1.0	0.24	10
Fluoranthene	70		ug/l	1.0	0.27	10
Naphthalene	270		ug/l	1.0	0.24	10
Fluorene	210		ug/l	1.0	0.26	10
Phenanthrene	290		ug/l	1.0	0.39	10
2-Methylnaphthalene	100		ug/l	1.0	0.28	10

Project Name: SNPE-VDM ANNUAL MONITORING
Project Number: 595396
Lab Number: L2428286
Report Date: 06/07/24

SAMPLE RESULTS

Lab ID: L2428286-02
Client ID: MW-3D
Sample Location: LOCKPORT, NY

Date Collected: 05/21/24 14:08
Date Received: 05/21/24
Field Prep: Not Specified

Sample Depth:
Matrix: Water
Analytical Method: 1,8270E
Analytical Date: 05/26/24 21:19
Analyst: JG

Extraction Method: EPA 3510C
Extraction Date: 05/25/24 07:31

Parameter	Result	Qualifier	Units	RL	MDL	Dilution Factor
Semivolatile Organics by GC/MS - Westborough Lab						
Bis(2-chloroethyl)ether	ND		ug/l	2.0	0.39	1
3,3'-Dichlorobenzidine	ND		ug/l	5.0	1.8	1
2,4-Dinitrotoluene	ND		ug/l	5.0	0.54	1
2,6-Dinitrotoluene	ND		ug/l	5.0	0.84	1
4-Chlorophenyl phenyl ether	ND		ug/l	2.0	0.39	1
4-Bromophenyl phenyl ether	ND		ug/l	2.0	0.24	1
Bis(2-chloroisopropyl)ether	ND		ug/l	2.0	0.40	1
Bis(2-chloroethoxy)methane	ND		ug/l	5.0	0.84	1
Hexachlorocyclopentadiene	ND		ug/l	20	1.2	1
Isophorone	ND		ug/l	5.0	0.86	1
Nitrobenzene	ND		ug/l	2.0	0.20	1
NDPA/DPA	ND		ug/l	2.0	0.92	1
n-Nitrosodi-n-propylamine	ND		ug/l	5.0	0.91	1
Bis(2-ethylhexyl)phthalate	ND		ug/l	3.0	1.4	1
Butyl benzyl phthalate	ND		ug/l	5.0	2.6	1
Di-n-butylphthalate	ND		ug/l	5.0	0.96	1
Di-n-octylphthalate	ND		ug/l	5.0	2.3	1
Diethyl phthalate	ND		ug/l	5.0	0.76	1
Dimethyl phthalate	ND		ug/l	5.0	0.92	1
Biphenyl	ND		ug/l	2.0	0.20	1
4-Chloroaniline	ND		ug/l	5.0	0.47	1
2-Nitroaniline	ND		ug/l	5.0	1.0	1
3-Nitroaniline	ND		ug/l	5.0	1.2	1
4-Nitroaniline	ND		ug/l	5.0	1.4	1
Dibenzofuran	ND		ug/l	2.0	0.40	1
1,2,4,5-Tetrachlorobenzene	ND		ug/l	10	0.24	1
Acetophenone	ND		ug/l	5.0	0.92	1
2,4,6-Trichlorophenol	ND		ug/l	5.0	2.1	1

Project Name: SNPE-VDM ANNUAL MONITORING **Lab Number:** L2428286

Project Number: 595396 **Report Date:** 06/07/24

SAMPLE RESULTS

Lab ID: L2428286-02 Date Collected: 05/21/24 14:08

Client ID: MW-3D Date Received: 05/21/24

Sample Location: LOCKPORT, NY Field Prep: Not Specified

Sample Depth:

Parameter	Result	Qualifier	Units	RL	MDL	Dilution Factor
Semivolatile Organics by GC/MS - Westborough Lab						
p-Chloro-m-cresol	ND		ug/l	2.0	0.61	1
2-Chlorophenol	ND		ug/l	2.0	0.65	1
2,4-Dichlorophenol	ND		ug/l	5.0	1.7	1
2,4-Dimethylphenol	ND		ug/l	5.0	2.0	1
2-Nitrophenol	ND		ug/l	10	2.0	1
4-Nitrophenol	ND		ug/l	10	1.4	1
2,4-Dinitrophenol	ND		ug/l	20	5.4	1
4,6-Dinitro-o-cresol	ND		ug/l	10	2.3	1
Phenol	3.3	J	ug/l	5.0	0.35	1
2-Methylphenol	ND		ug/l	5.0	2.3	1
3-Methylphenol/4-Methylphenol	ND		ug/l	5.0	1.4	1
2,4,5-Trichlorophenol	ND		ug/l	5.0	2.1	1
Carbazole	ND		ug/l	2.0	0.31	1
Atrazine	ND		ug/l	10	1.0	1
Benzaldehyde	ND		ug/l	5.0	1.1	1
Caprolactam	ND		ug/l	10	1.2	1
2,3,4,6-Tetrachlorophenol	ND		ug/l	5.0	2.2	1

Surrogate	% Recovery	Qualifier	Acceptance Criteria
2-Fluorophenol	34		21-120
Phenol-d6	24		10-120
Nitrobenzene-d5	77		23-120
2-Fluorobiphenyl	77		15-120
2,4,6-Tribromophenol	78		10-120
4-Terphenyl-d14	94		41-149

Project Name: SNPE-VDM ANNUAL MONITORING
Project Number: 595396
Lab Number: L2428286
Report Date: 06/07/24

SAMPLE RESULTS

Lab ID: L2428286-02
Client ID: MW-3D
Sample Location: LOCKPORT, NY

Sample Depth:
Matrix: Water
Analytical Method: 1,8270E-SIM
Analytical Date: 05/28/24 12:53
Analyst: CSP

Date Collected: 05/21/24 14:08
Date Received: 05/21/24
Field Prep: Not Specified

Extraction Method: EPA 3510C
Extraction Date: 05/24/24 08:54

Parameter	Result	Qualifier	Units	RL	MDL	Dilution Factor
1,4 Dioxane by 8270E-SIM - Mansfield Lab						
1,4-Dioxane	131000		ng/l	139	31.4	1

Surrogate	% Recovery	Qualifier	Acceptance Criteria
1,4-Dioxane-d8	39		15-110

Project Name: SNPE-VDM ANNUAL MONITORING
Project Number: 595396
Lab Number: L2428286
Report Date: 06/07/24

SAMPLE RESULTS

Lab ID: L2428286-02
Client ID: MW-3D
Sample Location: LOCKPORT, NY

Date Collected: 05/21/24 14:08
Date Received: 05/21/24
Field Prep: Not Specified

Sample Depth:
Matrix: Water
Analytical Method: 1,8270E-SIM
Analytical Date: 05/29/24 15:33
Analyst: RP

Extraction Method: EPA 3510C
Extraction Date: 05/25/24 07:32

Parameter	Result	Qualifier	Units	RL	MDL	Dilution Factor
Semivolatile Organics by GC/MS-SIM - Westborough Lab						
Acenaphthene	0.10		ug/l	0.10	0.02	1
2-Chloronaphthalene	ND		ug/l	0.20	0.02	1
Fluoranthene	0.15		ug/l	0.10	0.03	1
Hexachlorobutadiene	ND		ug/l	0.50	0.02	1
Naphthalene	0.55		ug/l	0.10	0.02	1
Benzo(a)anthracene	ND		ug/l	0.10	0.03	1
Benzo(a)pyrene	ND		ug/l	0.10	0.02	1
Benzo(b)fluoranthene	ND		ug/l	0.10	0.03	1
Benzo(k)fluoranthene	ND		ug/l	0.10	0.03	1
Chrysene	ND		ug/l	0.10	0.03	1
Acenaphthylene	0.03	J	ug/l	0.10	0.02	1
Anthracene	ND		ug/l	0.10	0.02	1
Benzo(ghi)perylene	ND		ug/l	0.10	0.02	1
Fluorene	0.09	J	ug/l	0.10	0.03	1
Phenanthrene	0.04	J	ug/l	0.10	0.04	1
Dibenzo(a,h)anthracene	ND		ug/l	0.10	0.02	1
Indeno(1,2,3-cd)pyrene	ND		ug/l	0.10	0.02	1
Pyrene	0.09	J	ug/l	0.10	0.04	1
2-Methylnaphthalene	0.08	J	ug/l	0.10	0.03	1
Pentachlorophenol	ND		ug/l	0.80	0.06	1
Hexachlorobenzene	ND		ug/l	0.80	0.01	1
Hexachloroethane	ND		ug/l	0.80	0.02	1

Project Name: SNPE-VDM ANNUAL MONITORING **Lab Number:** L2428286

Project Number: 595396 **Report Date:** 06/07/24

SAMPLE RESULTS

Lab ID:	L2428286-02	Date Collected:	05/21/24 14:08
Client ID:	MW-3D	Date Received:	05/21/24
Sample Location:	LOCKPORT, NY	Field Prep:	Not Specified

Sample Depth:

Parameter	Result	Qualifier	Units	RL	MDL	Dilution Factor

Semivolatile Organics by GC/MS-SIM - Westborough Lab

Surrogate	% Recovery	Qualifier	Acceptance Criteria
2-Fluorophenol	28		21-120
Phenol-d6	25		10-120
Nitrobenzene-d5	103		23-120
2-Fluorobiphenyl	73		15-120
2,4,6-Tribromophenol	80		10-120
4-Terphenyl-d14	103		41-149

Project Name: SNPE-VDM ANNUAL MONITORING
Project Number: 595396
Lab Number: L2428286
Report Date: 06/07/24

SAMPLE RESULTS

Lab ID: L2428286-02
Client ID: MW-3D
Sample Location: LOCKPORT, NY

Date Collected: 05/21/24 14:08
Date Received: 05/21/24
Field Prep: Not Specified

Sample Depth:
Matrix: Water
Analytical Method: 144,1633
Analytical Date: 06/06/24 11:32
Analyst: AC

Extraction Method: EPA 1633
Extraction Date: 06/05/24 18:13

Parameter	Result	Qualifier	Units	RL	MDL	Dilution Factor
Perfluorinated Alkyl Acids by EPA 1633 - Mansfield Lab						
Perfluorobutanoic Acid (PFBA)	3700	E	ng/l	6.13	0.981	1
Perfluoropentanoic Acid (PFPeA)	619		ng/l	3.06	0.820	1
Perfluorobutanesulfonic Acid (PFBS)	1.06	J	ng/l	1.53	0.513	1
1H,1H,2H,2H-Perfluorohexanesulfonic Acid (4:2FTS)	ND		ng/l	6.13	1.60	1
Perfluorohexanoic Acid (PFHxA)	720	E	ng/l	1.53	0.452	1
Perfluoropentanesulfonic Acid (PFPeS)	ND		ng/l	1.53	0.268	1
Perfluoroheptanoic Acid (PFHpA)	107		ng/l	1.53	0.306	1
Perfluorohexanesulfonic Acid (PFHxS)	0.628	J	ng/l	1.53	0.368	1
Perfluorooctanoic Acid (PFOA)	36.9		ng/l	1.53	0.666	1
1H,1H,2H,2H-Perfluorooctanesulfonic Acid (6:2FTS)	465		ng/l	6.13	2.07	1
Perfluoroheptanesulfonic Acid (PFHpS)	ND		ng/l	1.53	0.414	1
Perfluorononanoic Acid (PFNA)	5.84		ng/l	1.53	0.483	1
Perfluorooctanesulfonic Acid (PFOS)	2.22		ng/l	1.53	0.697	1
Perfluorodecanoic Acid (PFDA)	ND		ng/l	1.53	0.620	1
1H,1H,2H,2H-Perfluorodecanesulfonic Acid (8:2FTS)	ND		ng/l	6.13	2.38	1
Perfluorononanesulfonic Acid (PFNS)	ND		ng/l	1.53	0.475	1
N-Methyl Perfluorooctanesulfonamidoacetic Acid (NMeFOSAA)	ND		ng/l	1.53	0.835	1
Perfluoroundecanoic Acid (PFUnA)	ND		ng/l	1.53	0.666	1
Perfluorodecanesulfonic Acid (PFDS)	ND		ng/l	1.53	0.352	1
Perfluorooctanesulfonamide (PFOSA)	ND		ng/l	1.53	0.414	1
N-Ethyl Perfluorooctanesulfonamidoacetic Acid (NEtFOSAA)	ND		ng/l	1.53	0.827	1
Perfluorododecanoic Acid (PFDoA)	ND		ng/l	1.53	0.705	1
Perfluorotridecanoic Acid (PFTrDA)	ND		ng/l	1.53	0.574	1
Perfluorotetradecanoic Acid (PFTeDA)	ND		ng/l	1.53	0.406	1
Hexafluoropropylene Oxide Dimer Acid (HFPO-DA)	ND		ng/l	6.13	0.858	1
4,8-Dioxa-3h-Perfluorononanoic Acid (ADONA)	ND		ng/l	6.13	0.965	1
Perfluorododecanesulfonic Acid (PFDoS)	ND		ng/l	1.53	0.582	1

Project Name: SNPE-VDM ANNUAL MONITORING **Lab Number:** L2428286

Project Number: 595396 **Report Date:** 06/07/24

SAMPLE RESULTS

Lab ID: L2428286-02 Date Collected: 05/21/24 14:08

Client ID: MW-3D Date Received: 05/21/24

Sample Location: LOCKPORT, NY Field Prep: Not Specified

Sample Depth:

Parameter	Result	Qualifier	Units	RL	MDL	Dilution Factor
Perfluorinated Alkyl Acids by EPA 1633 - Mansfield Lab						
9-Chlorohexadecafluoro-3-Oxanone-1-Sulfonic Acid (9Cl-PF3ONS)	ND		ng/l	6.13	1.26	1
11-Chloroeicosafluoro-3-Oxaundecane-1-Sulfonic Acid (11Cl-PF3OUdS)	ND		ng/l	6.13	1.26	1
N-Methyl Perfluorooctane Sulfonamide (NMeFOSA)	ND		ng/l	1.53	0.666	1
N-Ethyl Perfluorooctane Sulfonamide (NEtFOSA)	ND		ng/l	1.53	0.705	1
N-Methyl Perfluorooctanesulfonamido Ethanol (NMeFOSE)	ND		ng/l	15.3	3.60	1
N-Ethyl Perfluorooctanesulfonamido Ethanol (NEtFOSE)	ND		ng/l	15.3	1.88	1
Perfluoro-3-Methoxypropanoic Acid (PFMPA)	4.50		ng/l	3.06	0.437	1
Perfluoro-4-Methoxybutanoic Acid (PFMBA)	0.712	J	ng/l	3.06	0.406	1
Perfluoro(2-Ethoxyethane)Sulfonic Acid (PFEESA)	ND		ng/l	3.06	0.337	1
Nonafluoro-3,6-Dioxaheptanoic Acid (NFDHA)	ND		ng/l	3.06	1.81	1
3-Perfluoropropyl Propanoic Acid (3:3FTCA)	ND		ng/l	7.66	2.53	1
2H,2H,3H,3H-Perfluorooctanoic Acid (5:3FTCA)	ND		ng/l	38.3	8.96	1
3-Perfluoroheptyl Propanoic Acid (7:3FTCA)	ND		ng/l	38.3	6.04	1

Project Name: SNPE-VDM ANNUAL MONITORING **Lab Number:** L2428286

Project Number: 595396 **Report Date:** 06/07/24

SAMPLE RESULTS

Lab ID: L2428286-02 Date Collected: 05/21/24 14:08

Client ID: MW-3D Date Received: 05/21/24

Sample Location: LOCKPORT, NY Field Prep: Not Specified

Sample Depth:

Parameter	Result	Qualifier	Units	RL	MDL	Dilution Factor

Perfluorinated Alkyl Acids by EPA 1633 - Mansfield Lab

Surrogate	% Recovery	Qualifier	Acceptance Criteria
Perfluoro-n-[13C4]Butanoic Acid (13C4-PFBA)	79		20-150
Perfluoro-n-[13C5]Pentanoic Acid (13C5-PFPeA)	72		20-150
Perfluoro-1-[2,3,4-13C3]Butanesulfonic Acid (13C3-PFBS)	80		20-150
1H,1H,2H,2H-Perfluoro-1-[1,2-13C2]Hexanesulfonic Acid (13C2-4:2FTS)	**206**	Q	20-150
Perfluoro-n-[1,2,3,4,6-13C5]Hexanoic Acid (13C5-PFHxA)	77		20-150
Perfluoro-n-[1,2,3,4-13C4]Heptanoic Acid (13C4-PFHpA)	85		20-150
Perfluoro-1-[1,2,3-13C3]Hexanesulfonic Acid (13C3-PFHxS)	75		20-150
Perfluoro-n-[13C8]Octanoic Acid (13C8-PFOA)	94		20-150
1H,1H,2H,2H-Perfluoro-1-[1,2-13C2]Octanesulfonic Acid (13C2-6:2FTS)	84		20-150
Perfluoro-n-[13C9]Nonanoic Acid (13C9-PFNA)	70		20-150
Perfluoro-1-[13C8]Octanesulfonic Acid (13C8-PFOS)	70		20-150
Perfluoro-n-[1,2,3,4,5,6-13C6]Decanoic Acid (13C6-PFDA)	64		20-150
1H,1H,2H,2H-Perfluoro-1-[1,2-13C2]Decanesulfonic Acid (13C2-8:2FTS)	81		20-150
N-Methyl-d3-perfluoro-1-octanesulfonamidoacetic Acid (D3-NMeFOSAA)	81		20-150
Perfluoro-n-[1,2,3,4,5,6,7-13C7]Undecanoic Acid (13C7-PFUnA)	60		20-150
Perfluoro-1-[13C8]Octanesulfonamide (13C8-PFOSA)	63		20-150
N-Ethyl-d5-perfluoro-1-octanesulfonamidoacetic Acid (D5-NEtFOSAA)	78		20-150
Perfluoro-n-[1,2-13C2]Dodecanoic Acid (13C2-PFDoA)	57		20-150
Perfluoro-n-[1,2-13C2]Tetradecanoic Acid (13C2-PFTeDA)	51		20-150
Tetrafluoro-2-heptafluoropropoxy-[13C3]-propanoic acid (13C3-HFPO-DA)	74		20-150
N-Methyl-d3-Perfluoro-1-Octanesulfonamide (D3-NMeFOSA)	63		20-150
N-Ethyl-d5-Perfluoro-1-Octanesulfonamide (D5-NEtFOSA)	66		20-150
N-Methyl-d7-Perfluorooctanesulfonamidoethanol (D7-NMeFOSE)	60		20-150
N-Ethyl-d9-Perfluorooctanesulfonamidoethanol (D9-NEtFOSE)	67		20-150

Project Name: SNPE-VDM ANNUAL MONITORING
Project Number: 595396
Lab Number: L2428286
Report Date: 06/07/24

SAMPLE RESULTS

Lab ID: L2428286-02 D
Client ID: MW-3D
Sample Location: LOCKPORT, NY

Sample Depth:
Matrix: Water
Analytical Method: 144,1633
Analytical Date: 06/06/24 22:23
Analyst: SL

Date Collected: 05/21/24 14:08
Date Received: 05/21/24
Field Prep: Not Specified

Extraction Method: EPA 1633
Extraction Date: 06/05/24 18:13

Parameter	Result	Qualifier	Units	RL	MDL	Dilution Factor
Perfluorinated Alkyl Acids by EPA 1633 - Mansfield Lab						
Perfluorobutanoic Acid (PFBA)	3910		ng/l	61.3	9.81	10
Perfluorohexanoic Acid (PFHxA)	789		ng/l	15.3	4.52	10

Surrogate	% Recovery	Qualifier	Acceptance Criteria
Perfluoro-n-[13C4]Butanoic Acid (13C4-PFBA)	91		20-150
Perfluoro-n-[1,2,3,4,6-13C5]Hexanoic Acid (13C5-PFHxA)	86		20-150

Project Name: SNPE-VDM ANNUAL MONITORING
Project Number: 595396
Lab Number: L2428286
Report Date: 06/07/24

SAMPLE RESULTS

Lab ID: L2428286-03
Client ID: MW-7D
Sample Location: LOCKPORT, NY

Date Collected: 05/21/24 15:05
Date Received: 05/21/24
Field Prep: Not Specified

Sample Depth:
Matrix: Water
Analytical Method: 1,8270E
Analytical Date: 05/26/24 23:17
Analyst: JG

Extraction Method: EPA 3510C
Extraction Date: 05/25/24 07:31

Parameter	Result	Qualifier	Units	RL	MDL	Dilution Factor
Semivolatile Organics by GC/MS - Westborough Lab						
Bis(2-chloroethyl)ether	ND		ug/l	2.0	0.39	1
3,3'-Dichlorobenzidine	ND		ug/l	5.0	1.8	1
2,4-Dinitrotoluene	ND		ug/l	5.0	0.54	1
2,6-Dinitrotoluene	ND		ug/l	5.0	0.84	1
4-Chlorophenyl phenyl ether	ND		ug/l	2.0	0.39	1
4-Bromophenyl phenyl ether	ND		ug/l	2.0	0.24	1
Bis(2-chloroisopropyl)ether	ND		ug/l	2.0	0.40	1
Bis(2-chloroethoxy)methane	ND		ug/l	5.0	0.84	1
Hexachlorocyclopentadiene	ND		ug/l	20	1.2	1
Isophorone	ND		ug/l	5.0	0.86	1
Nitrobenzene	ND		ug/l	2.0	0.20	1
NDPA/DPA	ND		ug/l	2.0	0.92	1
n-Nitrosodi-n-propylamine	ND		ug/l	5.0	0.91	1
Bis(2-ethylhexyl)phthalate	ND		ug/l	3.0	1.4	1
Butyl benzyl phthalate	ND		ug/l	5.0	2.6	1
Di-n-butylphthalate	ND		ug/l	5.0	0.96	1
Di-n-octylphthalate	ND		ug/l	5.0	2.3	1
Diethyl phthalate	ND		ug/l	5.0	0.76	1
Dimethyl phthalate	ND		ug/l	5.0	0.92	1
Biphenyl	85.		ug/l	2.0	0.20	1
4-Chloroaniline	ND		ug/l	5.0	0.47	1
2-Nitroaniline	ND		ug/l	5.0	1.0	1
3-Nitroaniline	ND		ug/l	5.0	1.2	1
4-Nitroaniline	ND		ug/l	5.0	1.4	1
Dibenzofuran	300		ug/l	2.0	0.40	1
1,2,4,5-Tetrachlorobenzene	ND		ug/l	10	0.24	1
Acetophenone	ND		ug/l	5.0	0.92	1
2,4,6-Trichlorophenol	ND		ug/l	5.0	2.1	1

Project Name: SNPE-VDM ANNUAL MONITORING **Lab Number:** L2428286

Project Number: 595396 **Report Date:** 06/07/24

SAMPLE RESULTS

Lab ID: L2428286-03 Date Collected: 05/21/24 15:05

Client ID: MW-7D Date Received: 05/21/24

Sample Location: LOCKPORT, NY Field Prep: Not Specified

Sample Depth:

Parameter	Result	Qualifier	Units	RL	MDL	Dilution Factor
Semivolatile Organics by GC/MS - Westborough Lab						
p-Chloro-m-cresol	ND		ug/l	2.0	0.61	1
2-Chlorophenol	ND		ug/l	2.0	0.65	1
2,4-Dichlorophenol	ND		ug/l	5.0	1.7	1
2,4-Dimethylphenol	ND		ug/l	5.0	2.0	1
2-Nitrophenol	ND		ug/l	10	2.0	1
4-Nitrophenol	ND		ug/l	10	1.4	1
2,4-Dinitrophenol	ND		ug/l	20	5.4	1
4,6-Dinitro-o-cresol	ND		ug/l	10	2.3	1
Phenol	1.2	J	ug/l	5.0	0.35	1
2-Methylphenol	ND		ug/l	5.0	2.3	1
3-Methylphenol/4-Methylphenol	ND		ug/l	5.0	1.4	1
2,4,5-Trichlorophenol	ND		ug/l	5.0	2.1	1
Carbazole	17.		ug/l	2.0	0.31	1
Atrazine	ND		ug/l	10	1.0	1
Benzaldehyde	ND		ug/l	5.0	1.1	1
Caprolactam	ND		ug/l	10	1.2	1
2,3,4,6-Tetrachlorophenol	ND		ug/l	5.0	2.2	1

Surrogate	% Recovery	Qualifier	Acceptance Criteria
2-Fluorophenol	28		21-120
Phenol-d6	21		10-120
Nitrobenzene-d5	67		23-120
2-Fluorobiphenyl	69		15-120
2,4,6-Tribromophenol	55		10-120
4-Terphenyl-d14	85		41-149

Project Name: SNPE-VDM ANNUAL MONITORING
Project Number: 595396
Lab Number: L2428286
Report Date: 06/07/24

SAMPLE RESULTS

Lab ID: L2428286-03
Client ID: MW-7D
Sample Location: LOCKPORT, NY

Sample Depth:
Matrix: Water
Analytical Method: 1,8270E-SIM
Analytical Date: 05/29/24 15:50
Analyst: RP

Date Collected: 05/21/24 15:05
Date Received: 05/21/24
Field Prep: Not Specified

Extraction Method: EPA 3510C
Extraction Date: 05/25/24 07:32

Parameter	Result	Qualifier	Units	RL	MDL	Dilution Factor
Semivolatile Organics by GC/MS-SIM - Westborough Lab						
Acenaphthene	280	E	ug/l	0.10	0.02	1
2-Chloronaphthalene	ND		ug/l	0.20	0.02	1
Fluoranthene	120	E	ug/l	0.10	0.03	1
Hexachlorobutadiene	ND		ug/l	0.50	0.02	1
Naphthalene	94	E	ug/l	0.10	0.02	1
Benzo(a)anthracene	12		ug/l	0.10	0.03	1
Benzo(a)pyrene	3.2		ug/l	0.10	0.02	1
Benzo(b)fluoranthene	4.8		ug/l	0.10	0.03	1
Benzo(k)fluoranthene	1.5		ug/l	0.10	0.03	1
Chrysene	10		ug/l	0.10	0.03	1
Acenaphthylene	4.3		ug/l	0.10	0.02	1
Anthracene	24		ug/l	0.10	0.02	1
Benzo(ghi)perylene	0.86		ug/l	0.10	0.02	1
Fluorene	200	E	ug/l	0.10	0.03	1
Phenanthrene	310	E	ug/l	0.10	0.04	1
Dibenzo(a,h)anthracene	0.25		ug/l	0.10	0.02	1
Indeno(1,2,3-cd)pyrene	1.0		ug/l	0.10	0.02	1
Pyrene	76	E	ug/l	0.10	0.04	1
2-Methylnaphthalene	55	E	ug/l	0.10	0.03	1
Pentachlorophenol	ND		ug/l	0.80	0.06	1
Hexachlorobenzene	ND		ug/l	0.80	0.01	1
Hexachloroethane	ND		ug/l	0.80	0.02	1

Project Name: SNPE-VDM ANNUAL MONITORING **Lab Number:** L2428286

Project Number: 595396 **Report Date:** 06/07/24

SAMPLE RESULTS

Lab ID: L2428286-03 Date Collected: 05/21/24 15:05

Client ID: MW-7D Date Received: 05/21/24

Sample Location: LOCKPORT, NY Field Prep: Not Specified

Sample Depth:

Parameter	Result	Qualifier	Units	RL	MDL	Dilution Factor

Semivolatile Organics by GC/MS-SIM - Westborough Lab

Surrogate	% Recovery	Qualifier	Acceptance Criteria
2-Fluorophenol	29		21-120
Phenol-d6	24		10-120
Nitrobenzene-d5	93		23-120
2-Fluorobiphenyl	69		15-120
2,4,6-Tribromophenol	64		10-120
4-Terphenyl-d14	87		41-149

Project Name: SNPE-VDM ANNUAL MONITORING
Lab Number: L2428286
Project Number: 595396
Report Date: 06/07/24

SAMPLE RESULTS

Lab ID: L2428286-03
Client ID: MW-7D
Sample Location: LOCKPORT, NY

Date Collected: 05/21/24 15:05
Date Received: 05/21/24
Field Prep: Not Specified

Sample Depth:
Matrix: Water
Analytical Method: 1,8270E-SIM
Analytical Date: 05/30/24 12:54
Analyst: CSP

Extraction Method: EPA 3510C
Extraction Date: 05/24/24 08:54

Parameter	Result	Qualifier	Units	RL	MDL	Dilution Factor
1,4 Dioxane by 8270E-SIM - Mansfield Lab						
1,4-Dioxane	61900		ng/l	139	31.4	1

Surrogate	% Recovery	Qualifier	Acceptance Criteria
1,4-Dioxane-d8	34		15-110

Project Name: SNPE-VDM ANNUAL MONITORING
Project Number: 595396
Lab Number: L2428286
Report Date: 06/07/24

SAMPLE RESULTS

Lab ID: L2428286-03
Client ID: MW-7D
Sample Location: LOCKPORT, NY

Date Collected: 05/21/24 15:05
Date Received: 05/21/24
Field Prep: Not Specified

Sample Depth:
Matrix: Water
Analytical Method: 144,1633
Analytical Date: 06/06/24 08:21
Analyst: AC

Extraction Method: EPA 1633
Extraction Date: 06/05/24 18:13

Parameter	Result	Qualifier	Units	RL	MDL	Dilution Factor
Perfluorinated Alkyl Acids by EPA 1633 - Mansfield Lab						
Perfluorobutanoic Acid (PFBA)	13800	E	ng/l	6.08	0.973	1
Perfluoropentanoic Acid (PFPeA)	82.3		ng/l	3.04	0.813	1
Perfluorobutanesulfonic Acid (PFBS)	1.10	J	ng/l	1.52	0.509	1
1H,1H,2H,2H-Perfluorohexanesulfonic Acid (4:2FTS)	ND		ng/l	6.08	1.59	1
Perfluorohexanoic Acid (PFHxA)	21.9		ng/l	1.52	0.448	1
Perfluoropentanesulfonic Acid (PFPeS)	ND		ng/l	1.52	0.266	1
Perfluoroheptanoic Acid (PFHpA)	7.68		ng/l	1.52	0.304	1
Perfluorohexanesulfonic Acid (PFHxS)	0.585	J	ng/l	1.52	0.365	1
Perfluorooctanoic Acid (PFOA)	7.36		ng/l	1.52	0.661	1
1H,1H,2H,2H-Perfluorooctanesulfonic Acid (6:2FTS)	3.28	J	ng/l	6.08	2.05	1
Perfluoroheptanesulfonic Acid (PFHpS)	ND		ng/l	1.52	0.410	1
Perfluorononanoic Acid (PFNA)	4.31		ng/l	1.52	0.479	1
Perfluorooctanesulfonic Acid (PFOS)	6.63		ng/l	1.52	0.692	1
Perfluorodecanoic Acid (PFDA)	ND		ng/l	1.52	0.616	1
1H,1H,2H,2H-Perfluorodecanesulfonic Acid (8:2FTS)	ND		ng/l	6.08	2.36	1
Perfluorononanesulfonic Acid (PFNS)	ND		ng/l	1.52	0.471	1
N-Methyl Perfluorooctanesulfonamidoacetic Acid (NMeFOSAA)	ND		ng/l	1.52	0.828	1
Perfluoroundecanoic Acid (PFUnA)	ND		ng/l	1.52	0.661	1
Perfluorodecanesulfonic Acid (PFDS)	ND		ng/l	1.52	0.350	1
Perfluorooctanesulfonamide (PFOSA)	ND		ng/l	1.52	0.410	1
N-Ethyl Perfluorooctanesulfonamidoacetic Acid (NEtFOSAA)	ND		ng/l	1.52	0.821	1
Perfluorododecanoic Acid (PFDoA)	ND		ng/l	1.52	0.699	1
Perfluorotridecanoic Acid (PFTrDA)	ND		ng/l	1.52	0.570	1
Perfluorotetradecanoic Acid (PFTeDA)	ND		ng/l	1.52	0.403	1
Hexafluoropropylene Oxide Dimer Acid (HFPO-DA)	ND		ng/l	6.08	0.851	1
4,8-Dioxa-3h-Perfluorononanoic Acid (ADONA)	ND		ng/l	6.08	0.957	1
Perfluorododecanesulfonic Acid (PFDoS)	ND		ng/l	1.52	0.578	1

Project Name: SNPE-VDM ANNUAL MONITORING **Lab Number:** L2428286

Project Number: 595396 **Report Date:** 06/07/24

SAMPLE RESULTS

Lab ID: L2428286-03 Date Collected: 05/21/24 15:05

Client ID: MW-7D Date Received: 05/21/24

Sample Location: LOCKPORT, NY Field Prep: Not Specified

Sample Depth:

Parameter	Result	Qualifier	Units	RL	MDL	Dilution Factor
Perfluorinated Alkyl Acids by EPA 1633 - Mansfield Lab						
9-Chlorohexadecafluoro-3-Oxanone-1-Sulfonic Acid (9Cl-PF3ONS)	ND		ng/l	6.08	1.25	1
11-Chloroeicosafluoro-3-Oxaundecane-1-Sulfonic Acid (11Cl-PF3OUdS)	ND		ng/l	6.08	1.25	1
N-Methyl Perfluorooctane Sulfonamide (NMeFOSA)	ND		ng/l	1.52	0.661	1
N-Ethyl Perfluorooctane Sulfonamide (NEtFOSA)	ND		ng/l	1.52	0.699	1
N-Methyl Perfluorooctanesulfonamido Ethanol (NMeFOSE)	ND		ng/l	15.2	3.57	1
N-Ethyl Perfluorooctanesulfonamido Ethanol (NEtFOSE)	ND		ng/l	15.2	1.86	1
Perfluoro-3-Methoxypropanoic Acid (PFMPA)	17.9		ng/l	3.04	0.433	1
Perfluoro-4-Methoxybutanoic Acid (PFMBA)	38.8		ng/l	3.04	0.403	1
Perfluoro(2-Ethoxyethane)Sulfonic Acid (PFEESA)	ND		ng/l	3.04	0.334	1
Nonafluoro-3,6-Dioxaheptanoic Acid (NFDHA)	ND		ng/l	3.04	1.79	1
3-Perfluoropropyl Propanoic Acid (3:3FTCA)	ND		ng/l	7.60	2.51	1
2H,2H,3H,3H-Perfluorooctanoic Acid (5:3FTCA)	ND		ng/l	38.0	8.89	1
3-Perfluoroheptyl Propanoic Acid (7:3FTCA)	ND		ng/l	38.0	6.00	1

Project Name: SNPE-VDM ANNUAL MONITORING **Lab Number:** L2428286

Project Number: 595396 **Report Date:** 06/07/24

SAMPLE RESULTS

Lab ID: L2428286-03 Date Collected: 05/21/24 15:05

Client ID: MW-7D Date Received: 05/21/24

Sample Location: LOCKPORT, NY Field Prep: Not Specified

Sample Depth:

Parameter	Result	Qualifier	Units	RL	MDL	Dilution Factor

Perfluorinated Alkyl Acids by EPA 1633 - Mansfield Lab

Surrogate	% Recovery	Qualifier	Acceptance Criteria
Perfluoro-n-[13C4]Butanoic Acid (13C4-PFBA)	70		20-150
Perfluoro-n-[13C5]Pentanoic Acid (13C5-PFPeA)	67		20-150
Perfluoro-1-[2,3,4-13C3]Butanesulfonic Acid (13C3-PFBS)	78		20-150
1H,1H,2H,2H-Perfluoro-1-[1,2-13C2]Hexanesulfonic Acid (13C2-4:2FTS)	**173**	Q	20-150
Perfluoro-n-[1,2,3,4,6-13C5]Hexanoic Acid (13C5-PFHxA)	71		20-150
Perfluoro-n-[1,2,3,4-13C4]Heptanoic Acid (13C4-PFHpA)	61		20-150
Perfluoro-1-[1,2,3-13C3]Hexanesulfonic Acid (13C3-PFHxS)	68		20-150
Perfluoro-n-[13C8]Octanoic Acid (13C8-PFOA)	82		20-150
1H,1H,2H,2H-Perfluoro-1-[1,2-13C2]Octanesulfonic Acid (13C2-6:2FTS)	73		20-150
Perfluoro-n-[13C9]Nonanoic Acid (13C9-PFNA)	63		20-150
Perfluoro-1-[13C8]Octanesulfonic Acid (13C8-PFOS)	56		20-150
Perfluoro-n-[1,2,3,4,5,6-13C6]Decanoic Acid (13C6-PFDA)	50		20-150
1H,1H,2H,2H-Perfluoro-1-[1,2-13C2]Decanesulfonic Acid (13C2-8:2FTS)	69		20-150
N-Methyl-d3-perfluoro-1-octanesulfonamidoacetic Acid (D3-NMeFOSAA)	75		20-150
Perfluoro-n-[1,2,3,4,5,6,7-13C7]Undecanoic Acid (13C7-PFUnA)	51		20-150
Perfluoro-1-[13C8]Octanesulfonamide (13C8-PFOSA)	55		20-150
N-Ethyl-d5-perfluoro-1-octanesulfonamidoacetic Acid (D5-NEtFOSAA)	74		20-150
Perfluoro-n-[1,2-13C2]Dodecanoic Acid (13C2-PFDoA)	54		20-150
Perfluoro-n-[1,2-13C2]Tetradecanoic Acid (13C2-PFTeDA)	48		20-150
Tetrafluoro-2-heptafluoropropoxy-[13C3]-propanoic acid (13C3-HFPO-DA)	56		20-150
N-Methyl-d3-Perfluoro-1-Octanesulfonamide (D3-NMeFOSA)	57		20-150
N-Ethyl-d5-Perfluoro-1-Octanesulfonamide (D5-NEtFOSA)	63		20-150
N-Methyl-d7-Perfluorooctanesulfonamidoethanol (D7-NMeFOSE)	52		20-150
N-Ethyl-d9-Perfluorooctanesulfonamidoethanol (D9-NEtFOSE)	73		20-150

Project Name: SNPE-VDM ANNUAL MONITORING
Lab Number: L2428286
Project Number: 595396
Report Date: 06/07/24

SAMPLE RESULTS

Lab ID: L2428286-03 RE
Client ID: MW-7D
Sample Location: LOCKPORT, NY

Date Collected: 05/21/24 15:05
Date Received: 05/21/24
Field Prep: Not Specified

Sample Depth:
Matrix: Water
Analytical Method: 144,1633
Analytical Date: 06/07/24 07:34
Analyst: AC

Extraction Method: EPA 1633
Extraction Date: 06/06/24 19:18

Parameter	Result	Qualifier	Units	RL	MDL	Dilution Factor
Perfluorinated Alkyl Acids by EPA 1633 - Mansfield Lab						
Perfluorobutanoic Acid (PFBA)	15600		ng/l	320	51.2	1

Surrogate	% Recovery	Qualifier	Acceptance Criteria
Perfluoro-n-[13C4]Butanoic Acid (13C4-PFBA)	80		20-150

Project Name: SNPE-VDM ANNUAL MONITORING
Lab Number: L2428286
Project Number: 595396
Report Date: 06/07/24

SAMPLE RESULTS

Lab ID: L2428286-03 D
Client ID: MW-7D
Sample Location: LOCKPORT, NY

Date Collected: 05/21/24 15:05
Date Received: 05/21/24
Field Prep: Not Specified

Sample Depth:
Matrix: Water
Analytical Method: 1,8270E-SIM
Analytical Date: 05/30/24 10:18
Analyst: SBC

Extraction Method: EPA 3510C
Extraction Date: 05/25/24 07:32

Parameter	Result	Qualifier	Units	RL	MDL	Dilution Factor
Semivolatile Organics by GC/MS-SIM - Westborough Lab						
Acenaphthene	370		ug/l	1.0	0.24	10
Fluoranthene	160		ug/l	1.0	0.27	10
Naphthalene	110		ug/l	1.0	0.24	10
Fluorene	260		ug/l	1.0	0.26	10
Phenanthrene	460		ug/l	1.0	0.39	10
Pyrene	96		ug/l	1.0	0.42	10
2-Methylnaphthalene	63		ug/l	1.0	0.28	10

Project Name: SNPE-VDM ANNUAL MONITORING
Project Number: 595396
Lab Number: L2428286
Report Date: 06/07/24

SAMPLE RESULTS

Lab ID: L2428286-04
Client ID: PZ-2
Sample Location: LOCKPORT, NY

Date Collected: 05/21/24 11:30
Date Received: 05/21/24
Field Prep: Not Specified

Sample Depth:
Matrix: Water
Analytical Method: 1,8270E
Analytical Date: 05/26/24 22:30
Analyst: JG

Extraction Method: EPA 3510C
Extraction Date: 05/25/24 07:31

Parameter	Result	Qualifier	Units	RL	MDL	Dilution Factor
Semivolatile Organics by GC/MS - Westborough Lab						
Bis(2-chloroethyl)ether	ND		ug/l	2.0	0.39	1
3,3'-Dichlorobenzidine	ND		ug/l	5.0	1.8	1
2,4-Dinitrotoluene	ND		ug/l	5.0	0.54	1
2,6-Dinitrotoluene	ND		ug/l	5.0	0.84	1
4-Chlorophenyl phenyl ether	ND		ug/l	2.0	0.39	1
4-Bromophenyl phenyl ether	ND		ug/l	2.0	0.24	1
Bis(2-chloroisopropyl)ether	ND		ug/l	2.0	0.40	1
Bis(2-chloroethoxy)methane	ND		ug/l	5.0	0.84	1
Hexachlorocyclopentadiene	ND		ug/l	20	1.2	1
Isophorone	ND		ug/l	5.0	0.86	1
Nitrobenzene	ND		ug/l	2.0	0.20	1
NDPA/DPA	ND		ug/l	2.0	0.92	1
n-Nitrosodi-n-propylamine	ND		ug/l	5.0	0.91	1
Bis(2-ethylhexyl)phthalate	ND		ug/l	3.0	1.4	1
Butyl benzyl phthalate	ND		ug/l	5.0	2.6	1
Di-n-butylphthalate	ND		ug/l	5.0	0.96	1
Di-n-octylphthalate	ND		ug/l	5.0	2.3	1
Diethyl phthalate	ND		ug/l	5.0	0.76	1
Dimethyl phthalate	ND		ug/l	5.0	0.92	1
Biphenyl	ND		ug/l	2.0	0.20	1
4-Chloroaniline	ND		ug/l	5.0	0.47	1
2-Nitroaniline	ND		ug/l	5.0	1.0	1
3-Nitroaniline	ND		ug/l	5.0	1.2	1
4-Nitroaniline	ND		ug/l	5.0	1.4	1
Dibenzofuran	ND		ug/l	2.0	0.40	1
1,2,4,5-Tetrachlorobenzene	ND		ug/l	10	0.24	1
Acetophenone	ND		ug/l	5.0	0.92	1
2,4,6-Trichlorophenol	ND		ug/l	5.0	2.1	1

Project Name: SNPE-VDM ANNUAL MONITORING **Lab Number:** L2428286

Project Number: 595396 **Report Date:** 06/07/24

SAMPLE RESULTS

Lab ID: L2428286-04 Date Collected: 05/21/24 11:30

Client ID: PZ-2 Date Received: 05/21/24

Sample Location: LOCKPORT, NY Field Prep: Not Specified

Sample Depth:

Parameter	Result	Qualifier	Units	RL	MDL	Dilution Factor
Semivolatile Organics by GC/MS - Westborough Lab						
p-Chloro-m-cresol	ND		ug/l	2.0	0.61	1
2-Chlorophenol	ND		ug/l	2.0	0.65	1
2,4-Dichlorophenol	ND		ug/l	5.0	1.7	1
2,4-Dimethylphenol	ND		ug/l	5.0	2.0	1
2-Nitrophenol	ND		ug/l	10	2.0	1
4-Nitrophenol	ND		ug/l	10	1.4	1
2,4-Dinitrophenol	ND		ug/l	20	5.4	1
4,6-Dinitro-o-cresol	ND		ug/l	10	2.3	1
Phenol	2.0	J	ug/l	5.0	0.35	1
2-Methylphenol	ND		ug/l	5.0	2.3	1
3-Methylphenol/4-Methylphenol	ND		ug/l	5.0	1.4	1
2,4,5-Trichlorophenol	ND		ug/l	5.0	2.1	1
Carbazole	ND		ug/l	2.0	0.31	1
Atrazine	ND		ug/l	10	1.0	1
Benzaldehyde	ND		ug/l	5.0	1.1	1
Caprolactam	ND		ug/l	10	1.2	1
2,3,4,6-Tetrachlorophenol	ND		ug/l	5.0	2.2	1

Surrogate	% Recovery	Qualifier	Acceptance Criteria
2-Fluorophenol	33		21-120
Phenol-d6	28		10-120
Nitrobenzene-d5	71		23-120
2-Fluorobiphenyl	74		15-120
2,4,6-Tribromophenol	68		10-120
4-Terphenyl-d14	86		41-149

Project Name: SNPE-VDM ANNUAL MONITORING
Lab Number: L2428286
Project Number: 595396
Report Date: 06/07/24

SAMPLE RESULTS

Lab ID: L2428286-04
Client ID: PZ-2
Sample Location: LOCKPORT, NY

Date Collected: 05/21/24 11:30
Date Received: 05/21/24
Field Prep: Not Specified

Sample Depth:
Matrix: Water
Analytical Method: 1,8270E-SIM
Analytical Date: 05/28/24 14:06
Analyst: CSP

Extraction Method: EPA 3510C
Extraction Date: 05/24/24 08:54

Parameter	Result	Qualifier	Units	RL	MDL	Dilution Factor
1,4 Dioxane by 8270E-SIM - Mansfield Lab						
1,4-Dioxane	842.		ng/l	144	32.6	1

Surrogate	% Recovery	Qualifier	Acceptance Criteria
1,4-Dioxane-d8	36		15-110

Project Name: SNPE-VDM ANNUAL MONITORING
Project Number: 595396
Lab Number: L2428286
Report Date: 06/07/24

SAMPLE RESULTS

Lab ID: L2428286-04
Client ID: PZ-2
Sample Location: LOCKPORT, NY

Sample Depth:
Matrix: Water
Analytical Method: 1,8270E-SIM
Analytical Date: 05/29/24 16:05
Analyst: RP

Date Collected: 05/21/24 11:30
Date Received: 05/21/24
Field Prep: Not Specified

Extraction Method: EPA 3510C
Extraction Date: 05/25/24 07:32

Parameter	Result	Qualifier	Units	RL	MDL	Dilution Factor
Semivolatile Organics by GC/MS-SIM - Westborough Lab						
Acenaphthene	ND		ug/l	0.10	0.02	1
2-Chloronaphthalene	ND		ug/l	0.20	0.02	1
Fluoranthene	ND		ug/l	0.10	0.03	1
Hexachlorobutadiene	ND		ug/l	0.50	0.02	1
Naphthalene	ND		ug/l	0.10	0.02	1
Benzo(a)anthracene	ND		ug/l	0.10	0.03	1
Benzo(a)pyrene	ND		ug/l	0.10	0.02	1
Benzo(b)fluoranthene	ND		ug/l	0.10	0.03	1
Benzo(k)fluoranthene	ND		ug/l	0.10	0.03	1
Chrysene	ND		ug/l	0.10	0.03	1
Acenaphthylene	ND		ug/l	0.10	0.02	1
Anthracene	ND		ug/l	0.10	0.02	1
Benzo(ghi)perylene	ND		ug/l	0.10	0.02	1
Fluorene	ND		ug/l	0.10	0.03	1
Phenanthrene	ND		ug/l	0.10	0.04	1
Dibenzo(a,h)anthracene	ND		ug/l	0.10	0.02	1
Indeno(1,2,3-cd)pyrene	ND		ug/l	0.10	0.02	1
Pyrene	ND		ug/l	0.10	0.04	1
2-Methylnaphthalene	ND		ug/l	0.10	0.03	1
Pentachlorophenol	ND		ug/l	0.80	0.06	1
Hexachlorobenzene	ND		ug/l	0.80	0.01	1
Hexachloroethane	ND		ug/l	0.80	0.02	1

Project Name: SNPE-VDM ANNUAL MONITORING **Lab Number:** L2428286

Project Number: 595396 **Report Date:** 06/07/24

SAMPLE RESULTS

Lab ID: L2428286-04 Date Collected: 05/21/24 11:30

Client ID: PZ-2 Date Received: 05/21/24

Sample Location: LOCKPORT, NY Field Prep: Not Specified

Sample Depth:

Parameter	Result	Qualifier	Units	RL	MDL	Dilution Factor

Semivolatile Organics by GC/MS-SIM - Westborough Lab

Surrogate	% Recovery	Qualifier	Acceptance Criteria
2-Fluorophenol	30		21-120
Phenol-d6	27		10-120
Nitrobenzene-d5	88		23-120
2-Fluorobiphenyl	69		15-120
2,4,6-Tribromophenol	61		10-120
4-Terphenyl-d14	85		41-149

Project Name: SNPE-VDM ANNUAL MONITORING
Project Number: 595396
Lab Number: L2428286
Report Date: 06/07/24

SAMPLE RESULTS

Lab ID: L2428286-04 R
Client ID: PZ-2
Sample Location: LOCKPORT, NY

Date Collected: 05/21/24 11:30
Date Received: 05/21/24
Field Prep: Not Specified

Sample Depth:
Matrix: Water
Analytical Method: 144,1633
Analytical Date: 06/06/24 21:06
Analyst: SL

Extraction Method: EPA 1633
Extraction Date: 06/05/24 18:13

Parameter	Result	Qualifier	Units	RL	MDL	Dilution Factor
Perfluorinated Alkyl Acids by EPA 1633 - Mansfield Lab						
Perfluorobutanoic Acid (PFBA)	648		ng/l	6.48	1.04	1
Perfluoropentanoic Acid (PFPeA)	44.0		ng/l	3.24	0.866	1
Perfluorobutanesulfonic Acid (PFBS)	0.939	JF	ng/l	1.62	0.543	1
1H,1H,2H,2H-Perfluorohexanesulfonic Acid (4:2FTS)	ND		ng/l	6.48	1.69	1
Perfluorohexanoic Acid (PFHxA)	9.01		ng/l	1.62	0.478	1
Perfluoropentanesulfonic Acid (PFPeS)	ND		ng/l	1.62	0.283	1
Perfluoroheptanoic Acid (PFHpA)	1.64		ng/l	1.62	0.324	1
Perfluorohexanesulfonic Acid (PFHxS)	0.454	J	ng/l	1.62	0.389	1
Perfluorooctanoic Acid (PFOA)	3.33		ng/l	1.62	0.705	1
1H,1H,2H,2H-Perfluorooctanesulfonic Acid (6:2FTS)	ND		ng/l	6.48	2.19	1
Perfluoroheptanesulfonic Acid (PFHpS)	ND		ng/l	1.62	0.437	1
Perfluorononanoic Acid (PFNA)	0.850	J	ng/l	1.62	0.510	1
Perfluorooctanesulfonic Acid (PFOS)	0.980	J	ng/l	1.62	0.737	1
Perfluorodecanoic Acid (PFDA)	ND		ng/l	1.62	0.656	1
1H,1H,2H,2H-Perfluorodecanesulfonic Acid (8:2FTS)	ND		ng/l	6.48	2.52	1
Perfluorononanesulfonic Acid (PFNS)	ND		ng/l	1.62	0.502	1
N-Methyl Perfluorooctanesulfonamidoacetic Acid (NMeFOSAA)	ND		ng/l	1.62	0.883	1
Perfluoroundecanoic Acid (PFUnA)	ND		ng/l	1.62	0.705	1
Perfluorodecanesulfonic Acid (PFDS)	ND		ng/l	1.62	0.372	1
Perfluorooctanesulfonamide (PFOSA)	0.543	JF	ng/l	1.62	0.437	1
N-Ethyl Perfluorooctanesulfonamidoacetic Acid (NEtFOSAA)	ND		ng/l	1.62	0.875	1
Perfluorododecanoic Acid (PFDoA)	ND		ng/l	1.62	0.745	1
Perfluorotridecanoic Acid (PFTrDA)	ND		ng/l	1.62	0.607	1
Perfluorotetradecanoic Acid (PFTeDA)	ND		ng/l	1.62	0.429	1
Hexafluoropropylene Oxide Dimer Acid (HFPO-DA)	ND		ng/l	6.48	0.907	1
4,8-Dioxa-3h-Perfluorononanoic Acid (ADONA)	ND		ng/l	6.48	1.02	1
Perfluorododecanesulfonic Acid (PFDoS)	ND		ng/l	1.62	0.616	1

Project Name: SNPE-VDM ANNUAL MONITORING **Lab Number:** L2428286

Project Number: 595396 **Report Date:** 06/07/24

SAMPLE RESULTS

Lab ID: L2428286-04 R Date Collected: 05/21/24 11:30

Client ID: PZ-2 Date Received: 05/21/24

Sample Location: LOCKPORT, NY Field Prep: Not Specified

Sample Depth:

Parameter	Result	Qualifier	Units	RL	MDL	Dilution Factor
Perfluorinated Alkyl Acids by EPA 1633 - Mansfield Lab						
9-Chlorohexadecafluoro-3-Oxanone-1-Sulfonic Acid (9Cl-PF3ONS)	ND		ng/l	6.48	1.34	1
11-Chloroeicosafluoro-3-Oxaundecane-1-Sulfonic Acid (11Cl-PF3OUdS)	ND		ng/l	6.48	1.34	1
N-Methyl Perfluorooctane Sulfonamide (NMeFOSA)	ND		ng/l	1.62	0.705	1
N-Ethyl Perfluorooctane Sulfonamide (NEtFOSA)	ND		ng/l	1.62	0.745	1
N-Methyl Perfluorooctanesulfonamido Ethanol (NMeFOSE)	ND		ng/l	16.2	3.81	1
N-Ethyl Perfluorooctanesulfonamido Ethanol (NEtFOSE)	ND		ng/l	16.2	1.98	1
Perfluoro-3-Methoxypropanoic Acid (PFMPA)	3.77		ng/l	3.24	0.462	1
Perfluoro-4-Methoxybutanoic Acid (PFMBA)	36.0		ng/l	3.24	0.429	1
Perfluoro(2-Ethoxyethane)Sulfonic Acid (PFEESA)	ND		ng/l	3.24	0.356	1
Nonafluoro-3,6-Dioxaheptanoic Acid (NFDHA)	ND		ng/l	3.24	1.91	1
3-Perfluoropropyl Propanoic Acid (3:3FTCA)	ND		ng/l	8.10	2.67	1
2H,2H,3H,3H-Perfluorooctanoic Acid (5:3FTCA)	ND		ng/l	40.5	9.48	1
3-Perfluoroheptyl Propanoic Acid (7:3FTCA)	ND		ng/l	40.5	6.39	1

Project Name: SNPE-VDM ANNUAL MONITORING **Lab Number:** L2428286

Project Number: 595396 **Report Date:** 06/07/24

SAMPLE RESULTS

Lab ID:	L2428286-04	R	Date Collected:	05/21/24 11:30
Client ID:	PZ-2		Date Received:	05/21/24
Sample Location:	LOCKPORT, NY		Field Prep:	Not Specified

Sample Depth:

Parameter	Result	Qualifier	Units	RL	MDL	Dilution Factor

Perfluorinated Alkyl Acids by EPA 1633 - Mansfield Lab

Surrogate	% Recovery	Qualifier	Acceptance Criteria
Perfluoro-n-[13C4]Butanoic Acid (13C4-PFBA)	83		20-150
Perfluoro-n-[13C5]Pentanoic Acid (13C5-PFPeA)	76		20-150
Perfluoro-1-[2,3,4-13C3]Butanesulfonic Acid (13C3-PFBS)	89		20-150
1H,1H,2H,2H-Perfluoro-1-[1,2-13C2]Hexanesulfonic Acid (13C2-4:2FTS)	131		20-150
Perfluoro-n-[1,2,3,4,6-13C5]Hexanoic Acid (13C5-PFHxA)	83		20-150
Perfluoro-n-[1,2,3,4-13C4]Heptanoic Acid (13C4-PFHpA)	84		20-150
Perfluoro-1-[1,2,3-13C3]Hexanesulfonic Acid (13C3-PFHxS)	76		20-150
Perfluoro-n-[13C8]Octanoic Acid (13C8-PFOA)	79		20-150
1H,1H,2H,2H-Perfluoro-1-[1,2-13C2]Octanesulfonic Acid (13C2-6:2FTS)	90		20-150
Perfluoro-n-[13C9]Nonanoic Acid (13C9-PFNA)	65		20-150
Perfluoro-1-[13C8]Octanesulfonic Acid (13C8-PFOS)	70		20-150
Perfluoro-n-[1,2,3,4,5,6-13C6]Decanoic Acid (13C6-PFDA)	65		20-150
1H,1H,2H,2H-Perfluoro-1-[1,2-13C2]Decanesulfonic Acid (13C2-8:2FTS)	118		20-150
N-Methyl-d3-perfluoro-1-octanesulfonamidoacetic Acid (D3-NMeFOSAA)	89		20-150
Perfluoro-n-[1,2,3,4,5,6,7-13C7]Undecanoic Acid (13C7-PFUnA)	66		20-150
Perfluoro-1-[13C8]Octanesulfonamide (13C8-PFOSA)	74		20-150
N-Ethyl-d5-perfluoro-1-octanesulfonamidoacetic Acid (D5-NEtFOSAA)	98		20-150
Perfluoro-n-[1,2-13C2]Dodecanoic Acid (13C2-PFDoA)	64		20-150
Perfluoro-n-[1,2-13C2]Tetradecanoic Acid (13C2-PFTeDA)	57		20-150
Tetrafluoro-2-heptafluoropropoxy-[13C3]-propanoic acid (13C3-HFPO-DA)	81		20-150
N-Methyl-d3-Perfluoro-1-Octanesulfonamide (D3-NMeFOSA)	66		20-150
N-Ethyl-d5-Perfluoro-1-Octanesulfonamide (D5-NEtFOSA)	64		20-150
N-Methyl-d7-Perfluorooctanesulfonamidoethanol (D7-NMeFOSE)	83		20-150
N-Ethyl-d9-Perfluorooctanesulfonamidoethanol (D9-NEtFOSE)	82		20-150

Project Name: SNPE-VDM ANNUAL MONITORING
Project Number: 595396
Lab Number: L2428286
Report Date: 06/07/24

SAMPLE RESULTS

Lab ID: L2428286-05
Client ID: PZ-3
Sample Location: LOCKPORT, NY

Date Collected: 05/21/24 09:38
Date Received: 05/21/24
Field Prep: Not Specified

Sample Depth:
Matrix: Water
Analytical Method: 1,8270E
Analytical Date: 05/26/24 22:53
Analyst: JG

Extraction Method: EPA 3510C
Extraction Date: 05/25/24 07:31

Parameter	Result	Qualifier	Units	RL	MDL	Dilution Factor
Semivolatile Organics by GC/MS - Westborough Lab						
Bis(2-chloroethyl)ether	ND		ug/l	2.0	0.39	1
3,3'-Dichlorobenzidine	ND		ug/l	5.0	1.8	1
2,4-Dinitrotoluene	ND		ug/l	5.0	0.54	1
2,6-Dinitrotoluene	ND		ug/l	5.0	0.84	1
4-Chlorophenyl phenyl ether	ND		ug/l	2.0	0.39	1
4-Bromophenyl phenyl ether	ND		ug/l	2.0	0.24	1
Bis(2-chloroisopropyl)ether	ND		ug/l	2.0	0.40	1
Bis(2-chloroethoxy)methane	ND		ug/l	5.0	0.84	1
Hexachlorocyclopentadiene	ND		ug/l	20	1.2	1
Isophorone	ND		ug/l	5.0	0.86	1
Nitrobenzene	ND		ug/l	2.0	0.20	1
NDPA/DPA	ND		ug/l	2.0	0.92	1
n-Nitrosodi-n-propylamine	ND		ug/l	5.0	0.91	1
Bis(2-ethylhexyl)phthalate	ND		ug/l	3.0	1.4	1
Butyl benzyl phthalate	ND		ug/l	5.0	2.6	1
Di-n-butylphthalate	ND		ug/l	5.0	0.96	1
Di-n-octylphthalate	ND		ug/l	5.0	2.3	1
Diethyl phthalate	ND		ug/l	5.0	0.76	1
Dimethyl phthalate	ND		ug/l	5.0	0.92	1
Biphenyl	0.73	J	ug/l	2.0	0.20	1
4-Chloroaniline	ND		ug/l	5.0	0.47	1
2-Nitroaniline	ND		ug/l	5.0	1.0	1
3-Nitroaniline	ND		ug/l	5.0	1.2	1
4-Nitroaniline	ND		ug/l	5.0	1.4	1
Dibenzofuran	ND		ug/l	2.0	0.40	1
1,2,4,5-Tetrachlorobenzene	ND		ug/l	10	0.24	1
Acetophenone	ND		ug/l	5.0	0.92	1
2,4,6-Trichlorophenol	ND		ug/l	5.0	2.1	1

Project Name: SNPE-VDM ANNUAL MONITORING **Lab Number:** L2428286

Project Number: 595396 **Report Date:** 06/07/24

SAMPLE RESULTS

Lab ID: L2428286-05 Date Collected: 05/21/24 09:38

Client ID: PZ-3 Date Received: 05/21/24

Sample Location: LOCKPORT, NY Field Prep: Not Specified

Sample Depth:

Parameter	Result	Qualifier	Units	RL	MDL	Dilution Factor
Semivolatile Organics by GC/MS - Westborough Lab						
p-Chloro-m-cresol	ND		ug/l	2.0	0.61	1
2-Chlorophenol	ND		ug/l	2.0	0.65	1
2,4-Dichlorophenol	ND		ug/l	5.0	1.7	1
2,4-Dimethylphenol	ND		ug/l	5.0	2.0	1
2-Nitrophenol	ND		ug/l	10	2.0	1
4-Nitrophenol	ND		ug/l	10	1.4	1
2,4-Dinitrophenol	ND		ug/l	20	5.4	1
4,6-Dinitro-o-cresol	ND		ug/l	10	2.3	1
Phenol	49.		ug/l	5.0	0.35	1
2-Methylphenol	ND		ug/l	5.0	2.3	1
3-Methylphenol/4-Methylphenol	ND		ug/l	5.0	1.4	1
2,4,5-Trichlorophenol	ND		ug/l	5.0	2.1	1
Carbazole	0.81	J	ug/l	2.0	0.31	1
Atrazine	ND		ug/l	10	1.0	1
Benzaldehyde	ND		ug/l	5.0	1.1	1
Caprolactam	ND		ug/l	10	1.2	1
2,3,4,6-Tetrachlorophenol	ND		ug/l	5.0	2.2	1

Surrogate	% Recovery	Qualifier	Acceptance Criteria
2-Fluorophenol	42		21-120
Phenol-d6	30		10-120
Nitrobenzene-d5	60		23-120
2-Fluorobiphenyl	68		15-120
2,4,6-Tribromophenol	78		10-120
4-Terphenyl-d14	79		41-149

Project Name: SNPE-VDM ANNUAL MONITORING
Project Number: 595396
Lab Number: L2428286
Report Date: 06/07/24

SAMPLE RESULTS

Lab ID: L2428286-05
Client ID: PZ-3
Sample Location: LOCKPORT, NY

Sample Depth:
Matrix: Water
Analytical Method: 1,8270E-SIM
Analytical Date: 05/28/24 14:31
Analyst: CSP

Date Collected: 05/21/24 09:38
Date Received: 05/21/24
Field Prep: Not Specified

Extraction Method: EPA 3510C
Extraction Date: 05/24/24 08:54

Parameter	Result	Qualifier	Units	RL	MDL	Dilution Factor
1,4 Dioxane by 8270E-SIM - Mansfield Lab						
1,4-Dioxane	368.		ng/l	134	30.3	1

Surrogate	% Recovery	Qualifier	Acceptance Criteria
1,4-Dioxane-d8	39		15-110

Project Name: SNPE-VDM ANNUAL MONITORING
Project Number: 595396
Lab Number: L2428286
Report Date: 06/07/24

SAMPLE RESULTS

Lab ID: L2428286-05
Client ID: PZ-3
Sample Location: LOCKPORT, NY

Date Collected: 05/21/24 09:38
Date Received: 05/21/24
Field Prep: Not Specified

Sample Depth:
Matrix: Water
Analytical Method: 1,8270E-SIM
Analytical Date: 05/29/24 16:22
Analyst: RP

Extraction Method: EPA 3510C
Extraction Date: 05/25/24 07:32

Parameter	Result	Qualifier	Units	RL	MDL	Dilution Factor
Semivolatile Organics by GC/MS-SIM - Westborough Lab						
Acenaphthene	4.9		ug/l	0.10	0.02	1
2-Chloronaphthalene	ND		ug/l	0.20	0.02	1
Fluoranthene	0.07	J	ug/l	0.10	0.03	1
Hexachlorobutadiene	ND		ug/l	0.50	0.02	1
Naphthalene	12		ug/l	0.10	0.02	1
Benzo(a)anthracene	ND		ug/l	0.10	0.03	1
Benzo(a)pyrene	ND		ug/l	0.10	0.02	1
Benzo(b)fluoranthene	ND		ug/l	0.10	0.03	1
Benzo(k)fluoranthene	ND		ug/l	0.10	0.03	1
Chrysene	ND		ug/l	0.10	0.03	1
Acenaphthylene	0.04	J	ug/l	0.10	0.02	1
Anthracene	0.14		ug/l	0.10	0.02	1
Benzo(ghi)perylene	ND		ug/l	0.10	0.02	1
Fluorene	1.2		ug/l	0.10	0.03	1
Phenanthrene	0.84		ug/l	0.10	0.04	1
Dibenzo(a,h)anthracene	ND		ug/l	0.10	0.02	1
Indeno(1,2,3-cd)pyrene	ND		ug/l	0.10	0.02	1
Pyrene	0.17		ug/l	0.10	0.04	1
2-Methylnaphthalene	4.4		ug/l	0.10	0.03	1
Pentachlorophenol	ND		ug/l	0.80	0.06	1
Hexachlorobenzene	ND		ug/l	0.80	0.01	1
Hexachloroethane	ND		ug/l	0.80	0.02	1

Project Name: SNPE-VDM ANNUAL MONITORING **Lab Number:** L2428286

Project Number: 595396 **Report Date:** 06/07/24

SAMPLE RESULTS

Lab ID:	L2428286-05	Date Collected:	05/21/24 09:38
Client ID:	PZ-3	Date Received:	05/21/24
Sample Location:	LOCKPORT, NY	Field Prep:	Not Specified

Sample Depth:

Parameter	Result	Qualifier	Units	RL	MDL	Dilution Factor

Semivolatile Organics by GC/MS-SIM - Westborough Lab

Surrogate	% Recovery	Qualifier	Acceptance Criteria
2-Fluorophenol	46		21-120
Phenol-d6	34		10-120
Nitrobenzene-d5	87		23-120
2-Fluorobiphenyl	67		15-120
2,4,6-Tribromophenol	93		10-120
4-Terphenyl-d14	85		41-149

Project Name: SNPE-VDM ANNUAL MONITORING
Project Number: 595396
Lab Number: L2428286
Report Date: 06/07/24

SAMPLE RESULTS

Lab ID: L2428286-05
Client ID: PZ-3
Sample Location: LOCKPORT, NY

Date Collected: 05/21/24 09:38
Date Received: 05/21/24
Field Prep: Not Specified

Sample Depth:
Matrix: Water
Analytical Method: 144,1633
Analytical Date: 06/06/24 11:57
Analyst: AC

Extraction Method: EPA 1633
Extraction Date: 06/05/24 18:13

Parameter	Result	Qualifier	Units	RL	MDL	Dilution Factor
Perfluorinated Alkyl Acids by EPA 1633 - Mansfield Lab						
Perfluorobutanoic Acid (PFBA)	4460	E	ng/l	6.50	1.04	1
Perfluoropentanoic Acid (PFPeA)	26.7		ng/l	3.25	0.870	1
Perfluorobutanesulfonic Acid (PFBS)	0.553	J	ng/l	1.63	0.545	1
1H,1H,2H,2H-Perfluorohexanesulfonic Acid (4:2FTS)	ND		ng/l	6.50	1.70	1
Perfluorohexanoic Acid (PFHxA)	4.05		ng/l	1.63	0.480	1
Perfluoropentanesulfonic Acid (PFPeS)	ND		ng/l	1.63	0.285	1
Perfluoroheptanoic Acid (PFHpA)	1.00	J	ng/l	1.63	0.325	1
Perfluorohexanesulfonic Acid (PFHxS)	0.398	J	ng/l	1.63	0.390	1
Perfluorooctanoic Acid (PFOA)	2.16		ng/l	1.63	0.707	1
1H,1H,2H,2H-Perfluorooctanesulfonic Acid (6:2FTS)	ND		ng/l	6.50	2.20	1
Perfluoroheptanesulfonic Acid (PFHpS)	ND		ng/l	1.63	0.439	1
Perfluorononanoic Acid (PFNA)	ND		ng/l	1.63	0.512	1
Perfluorooctanesulfonic Acid (PFOS)	1.28	J	ng/l	1.63	0.740	1
Perfluorodecanoic Acid (PFDA)	ND		ng/l	1.63	0.659	1
1H,1H,2H,2H-Perfluorodecanesulfonic Acid (8:2FTS)	ND		ng/l	6.50	2.53	1
Perfluorononanesulfonic Acid (PFNS)	ND		ng/l	1.63	0.504	1
N-Methyl Perfluorooctanesulfonamidoacetic Acid (NMeFOSAA)	ND		ng/l	1.63	0.886	1
Perfluoroundecanoic Acid (PFUnA)	ND		ng/l	1.63	0.707	1
Perfluorodecanesulfonic Acid (PFDS)	ND		ng/l	1.63	0.374	1
Perfluorooctanesulfonamide (PFOSA)	ND		ng/l	1.63	0.439	1
N-Ethyl Perfluorooctanesulfonamidoacetic Acid (NEtFOSAA)	ND		ng/l	1.63	0.878	1
Perfluorododecanoic Acid (PFDoA)	ND		ng/l	1.63	0.748	1
Perfluorotridecanoic Acid (PFTrDA)	ND		ng/l	1.63	0.610	1
Perfluorotetradecanoic Acid (PFTeDA)	ND		ng/l	1.63	0.431	1
Hexafluoropropylene Oxide Dimer Acid (HFPO-DA)	ND		ng/l	6.50	0.911	1
4,8-Dioxa-3h-Perfluorononanoic Acid (ADONA)	ND		ng/l	6.50	1.02	1
Perfluorododecanesulfonic Acid (PFDoS)	ND		ng/l	1.63	0.618	1

Project Name: SNPE-VDM ANNUAL MONITORING **Lab Number:** L2428286

Project Number: 595396 **Report Date:** 06/07/24

SAMPLE RESULTS

Lab ID: L2428286-05 Date Collected: 05/21/24 09:38

Client ID: PZ-3 Date Received: 05/21/24

Sample Location: LOCKPORT, NY Field Prep: Not Specified

Sample Depth:

Parameter	Result	Qualifier	Units	RL	MDL	Dilution Factor
Perfluorinated Alkyl Acids by EPA 1633 - Mansfield Lab						
9-Chlorohexadecafluoro-3-Oxanone-1-Sulfonic Acid (9Cl-PF3ONS)	ND		ng/l	6.50	1.34	1
11-Chloroeicosafluoro-3-Oxaundecane-1-Sulfonic Acid (11Cl-PF3OUdS)	ND		ng/l	6.50	1.34	1
N-Methyl Perfluorooctane Sulfonamide (NMeFOSA)	ND		ng/l	1.63	0.707	1
N-Ethyl Perfluorooctane Sulfonamide (NEtFOSA)	ND		ng/l	1.63	0.748	1
N-Methyl Perfluorooctanesulfonamido Ethanol (NMeFOSE)	ND		ng/l	16.3	3.82	1
N-Ethyl Perfluorooctanesulfonamido Ethanol (NEtFOSE)	ND		ng/l	16.3	1.99	1
Perfluoro-3-Methoxypropanoic Acid (PFMPA)	6.25		ng/l	3.25	0.464	1
Perfluoro-4-Methoxybutanoic Acid (PFMBA)	13.6		ng/l	3.25	0.431	1
Perfluoro(2-Ethoxyethane)Sulfonic Acid (PFEESA)	ND		ng/l	3.25	0.358	1
Nonafluoro-3,6-Dioxaheptanoic Acid (NFDHA)	ND		ng/l	3.25	1.92	1
3-Perfluoropropyl Propanoic Acid (3:3FTCA)	ND		ng/l	8.13	2.68	1
2H,2H,3H,3H-Perfluorooctanoic Acid (5:3FTCA)	ND		ng/l	40.6	9.51	1
3-Perfluoroheptyl Propanoic Acid (7:3FTCA)	ND		ng/l	40.6	6.42	1

Project Name: SNPE-VDM ANNUAL MONITORING **Lab Number:** L2428286

Project Number: 595396 **Report Date:** 06/07/24

SAMPLE RESULTS

Lab ID: L2428286-05 Date Collected: 05/21/24 09:38

Client ID: PZ-3 Date Received: 05/21/24

Sample Location: LOCKPORT, NY Field Prep: Not Specified

Sample Depth:

Parameter	Result	Qualifier	Units	RL	MDL	Dilution Factor

Perfluorinated Alkyl Acids by EPA 1633 - Mansfield Lab

Surrogate	% Recovery	Qualifier	Acceptance Criteria
Perfluoro-n-[13C4]Butanoic Acid (13C4-PFBA)	68		20-150
Perfluoro-n-[13C5]Pentanoic Acid (13C5-PFPeA)	61		20-150
Perfluoro-1-[2,3,4-13C3]Butanesulfonic Acid (13C3-PFBS)	71		20-150
1H,1H,2H,2H-Perfluoro-1-[1,2-13C2]Hexanesulfonic Acid (13C2-4:2FTS)	**223**	Q	20-150
Perfluoro-n-[1,2,3,4,6-13C5]Hexanoic Acid (13C5-PFHxA)	68		20-150
Perfluoro-n-[1,2,3,4-13C4]Heptanoic Acid (13C4-PFHpA)	58		20-150
Perfluoro-1-[1,2,3-13C3]Hexanesulfonic Acid (13C3-PFHxS)	62		20-150
Perfluoro-n-[13C8]Octanoic Acid (13C8-PFOA)	81		20-150
1H,1H,2H,2H-Perfluoro-1-[1,2-13C2]Octanesulfonic Acid (13C2-6:2FTS)	69		20-150
Perfluoro-n-[13C9]Nonanoic Acid (13C9-PFNA)	58		20-150
Perfluoro-1-[13C8]Octanesulfonic Acid (13C8-PFOS)	57		20-150
Perfluoro-n-[1,2,3,4,5,6-13C6]Decanoic Acid (13C6-PFDA)	53		20-150
1H,1H,2H,2H-Perfluoro-1-[1,2-13C2]Decanesulfonic Acid (13C2-8:2FTS)	94		20-150
N-Methyl-d3-perfluoro-1-octanesulfonamidoacetic Acid (D3-NMeFOSAA)	69		20-150
Perfluoro-n-[1,2,3,4,5,6,7-13C7]Undecanoic Acid (13C7-PFUnA)	52		20-150
Perfluoro-1-[13C8]Octanesulfonamide (13C8-PFOSA)	53		20-150
N-Ethyl-d5-perfluoro-1-octanesulfonamidoacetic Acid (D5-NEtFOSAA)	77		20-150
Perfluoro-n-[1,2-13C2]Dodecanoic Acid (13C2-PFDoA)	48		20-150
Perfluoro-n-[1,2-13C2]Tetradecanoic Acid (13C2-PFTeDA)	46		20-150
Tetrafluoro-2-heptafluoropropoxy-[13C3]-propanoic acid (13C3-HFPO-DA)	49		20-150
N-Methyl-d3-Perfluoro-1-Octanesulfonamide (D3-NMeFOSA)	51		20-150
N-Ethyl-d5-Perfluoro-1-Octanesulfonamide (D5-NEtFOSA)	50		20-150
N-Methyl-d7-Perfluorooctanesulfonamidoethanol (D7-NMeFOSE)	46		20-150
N-Ethyl-d9-Perfluorooctanesulfonamidoethanol (D9-NEtFOSE)	50		20-150

Project Name: SNPE-VDM ANNUAL MONITORING
Lab Number: L2428286
Project Number: 595396
Report Date: 06/07/24

SAMPLE RESULTS

Lab ID: L2428286-05 D
Client ID: PZ-3
Sample Location: LOCKPORT, NY

Date Collected: 05/21/24 09:38
Date Received: 05/21/24
Field Prep: Not Specified

Sample Depth:
Matrix: Water
Analytical Method: 144,1633
Analytical Date: 06/06/24 22:36
Analyst: SL

Extraction Method: EPA 1633
Extraction Date: 06/05/24 18:13

Parameter	Result	Qualifier	Units	RL	MDL	Dilution Factor
Perfluorinated Alkyl Acids by EPA 1633 - Mansfield Lab						
Perfluorobutanoic Acid (PFBA)	4580		ng/l	65.0	10.4	10

Surrogate	% Recovery	Qualifier	Acceptance Criteria
Perfluoro-n-[13C4]Butanoic Acid (13C4-PFBA)	71		20-150

Project Name: SNPE-VDM ANNUAL MONITORING
Project Number: 595396
Lab Number: L2428286
Report Date: 06/07/24

SAMPLE RESULTS

Lab ID: L2428286-06
Client ID: PZ-4
Sample Location: LOCKPORT, NY

Date Collected: 05/21/24 11:00
Date Received: 05/21/24
Field Prep: Not Specified

Sample Depth:
Matrix: Water
Analytical Method: 1,8270E
Analytical Date: 05/26/24 23:41
Analyst: JG

Extraction Method: EPA 3510C
Extraction Date: 05/25/24 07:31

Parameter	Result	Qualifier	Units	RL	MDL	Dilution Factor
Semivolatile Organics by GC/MS - Westborough Lab						
Bis(2-chloroethyl)ether	ND		ug/l	2.0	0.39	1
3,3'-Dichlorobenzidine	ND		ug/l	5.0	1.8	1
2,4-Dinitrotoluene	ND		ug/l	5.0	0.54	1
2,6-Dinitrotoluene	ND		ug/l	5.0	0.84	1
4-Chlorophenyl phenyl ether	ND		ug/l	2.0	0.39	1
4-Bromophenyl phenyl ether	ND		ug/l	2.0	0.24	1
Bis(2-chloroisopropyl)ether	ND		ug/l	2.0	0.40	1
Bis(2-chloroethoxy)methane	ND		ug/l	5.0	0.84	1
Hexachlorocyclopentadiene	ND		ug/l	20	1.2	1
Isophorone	ND		ug/l	5.0	0.86	1
Nitrobenzene	ND		ug/l	2.0	0.20	1
NDPA/DPA	ND		ug/l	2.0	0.92	1
n-Nitrosodi-n-propylamine	ND		ug/l	5.0	0.91	1
Bis(2-ethylhexyl)phthalate	ND		ug/l	3.0	1.4	1
Butyl benzyl phthalate	ND		ug/l	5.0	2.6	1
Di-n-butylphthalate	ND		ug/l	5.0	0.96	1
Di-n-octylphthalate	ND		ug/l	5.0	2.3	1
Diethyl phthalate	ND		ug/l	5.0	0.76	1
Dimethyl phthalate	ND		ug/l	5.0	0.92	1
Biphenyl	ND		ug/l	2.0	0.20	1
4-Chloroaniline	ND		ug/l	5.0	0.47	1
2-Nitroaniline	ND		ug/l	5.0	1.0	1
3-Nitroaniline	ND		ug/l	5.0	1.2	1
4-Nitroaniline	ND		ug/l	5.0	1.4	1
Dibenzofuran	ND		ug/l	2.0	0.40	1
1,2,4,5-Tetrachlorobenzene	ND		ug/l	10	0.24	1
Acetophenone	ND		ug/l	5.0	0.92	1
2,4,6-Trichlorophenol	ND		ug/l	5.0	2.1	1

Project Name: SNPE-VDM ANNUAL MONITORING **Lab Number:** L2428286

Project Number: 595396 **Report Date:** 06/07/24

SAMPLE RESULTS

Lab ID: L2428286-06 Date Collected: 05/21/24 11:00

Client ID: PZ-4 Date Received: 05/21/24

Sample Location: LOCKPORT, NY Field Prep: Not Specified

Sample Depth:

Parameter	Result	Qualifier	Units	RL	MDL	Dilution Factor
Semivolatile Organics by GC/MS - Westborough Lab						
p-Chloro-m-cresol	ND		ug/l	2.0	0.61	1
2-Chlorophenol	ND		ug/l	2.0	0.65	1
2,4-Dichlorophenol	ND		ug/l	5.0	1.7	1
2,4-Dimethylphenol	ND		ug/l	5.0	2.0	1
2-Nitrophenol	ND		ug/l	10	2.0	1
4-Nitrophenol	ND		ug/l	10	1.4	1
2,4-Dinitrophenol	ND		ug/l	20	5.4	1
4,6-Dinitro-o-cresol	ND		ug/l	10	2.3	1
Phenol	0.50	J	ug/l	5.0	0.35	1
2-Methylphenol	ND		ug/l	5.0	2.3	1
3-Methylphenol/4-Methylphenol	ND		ug/l	5.0	1.4	1
2,4,5-Trichlorophenol	ND		ug/l	5.0	2.1	1
Carbazole	ND		ug/l	2.0	0.31	1
Atrazine	ND		ug/l	10	1.0	1
Benzaldehyde	ND		ug/l	5.0	1.1	1
Caprolactam	ND		ug/l	10	1.2	1
2,3,4,6-Tetrachlorophenol	ND		ug/l	5.0	2.2	1

Surrogate	% Recovery	Qualifier	Acceptance Criteria
2-Fluorophenol	**17**	Q	21-120
Phenol-d6	19		10-120
Nitrobenzene-d5	58		23-120
2-Fluorobiphenyl	61		15-120
2,4,6-Tribromophenol	31		10-120
4-Terphenyl-d14	74		41-149

Project Name: SNPE-VDM ANNUAL MONITORING
Project Number: 595396
Lab Number: L2428286
Report Date: 06/07/24

SAMPLE RESULTS

Lab ID: L2428286-06
Client ID: PZ-4
Sample Location: LOCKPORT, NY

Date Collected: 05/21/24 11:00
Date Received: 05/21/24
Field Prep: Not Specified

Sample Depth:
Matrix: Water
Analytical Method: 1,8270E-SIM
Analytical Date: 05/29/24 16:38
Analyst: RP

Extraction Method: EPA 3510C
Extraction Date: 05/25/24 07:32

Parameter	Result	Qualifier	Units	RL	MDL	Dilution Factor
Semivolatile Organics by GC/MS-SIM - Westborough Lab						
Acenaphthene	ND		ug/l	0.10	0.02	1
2-Chloronaphthalene	ND		ug/l	0.20	0.02	1
Fluoranthene	ND		ug/l	0.10	0.03	1
Hexachlorobutadiene	ND		ug/l	0.50	0.02	1
Naphthalene	0.06	J	ug/l	0.10	0.02	1
Benzo(a)anthracene	ND		ug/l	0.10	0.03	1
Benzo(a)pyrene	ND		ug/l	0.10	0.02	1
Benzo(b)fluoranthene	ND		ug/l	0.10	0.03	1
Benzo(k)fluoranthene	ND		ug/l	0.10	0.03	1
Chrysene	ND		ug/l	0.10	0.03	1
Acenaphthylene	ND		ug/l	0.10	0.02	1
Anthracene	ND		ug/l	0.10	0.02	1
Benzo(ghi)perylene	ND		ug/l	0.10	0.02	1
Fluorene	ND		ug/l	0.10	0.03	1
Phenanthrene	ND		ug/l	0.10	0.04	1
Dibenzo(a,h)anthracene	ND		ug/l	0.10	0.02	1
Indeno(1,2,3-cd)pyrene	ND		ug/l	0.10	0.02	1
Pyrene	ND		ug/l	0.10	0.04	1
2-Methylnaphthalene	ND		ug/l	0.10	0.03	1
Pentachlorophenol	ND		ug/l	0.80	0.06	1
Hexachlorobenzene	ND		ug/l	0.80	0.01	1
Hexachloroethane	ND		ug/l	0.80	0.02	1

Project Name: SNPE-VDM ANNUAL MONITORING **Lab Number:** L2428286

Project Number: 595396 **Report Date:** 06/07/24

SAMPLE RESULTS

Lab ID: L2428286-06 Date Collected: 05/21/24 11:00

Client ID: PZ-4 Date Received: 05/21/24

Sample Location: LOCKPORT, NY Field Prep: Not Specified

Sample Depth:

Parameter	Result	Qualifier	Units	RL	MDL	Dilution Factor

Semivolatile Organics by GC/MS-SIM - Westborough Lab

Surrogate	% Recovery	Qualifier	Acceptance Criteria
2-Fluorophenol	**16**	Q	21-120
Phenol-d6	19		10-120
Nitrobenzene-d5	82		23-120
2-Fluorobiphenyl	65		15-120
2,4,6-Tribromophenol	30		10-120
4-Terphenyl-d14	79		41-149

Project Name: SNPE-VDM ANNUAL MONITORING
Project Number: 595396
Lab Number: L2428286
Report Date: 06/07/24

SAMPLE RESULTS

Lab ID: L2428286-08
Client ID: BLIND DUPLICATE
Sample Location: LOCKPORT, NY

Date Collected: 05/21/24 12:00
Date Received: 05/21/24
Field Prep: Not Specified

Sample Depth:
Matrix: Water
Analytical Method: 144,1633
Analytical Date: 06/06/24 12:10
Analyst: AC

Extraction Method: EPA 1633
Extraction Date: 06/05/24 18:13

Parameter	Result	Qualifier	Units	RL	MDL	Dilution Factor
Perfluorinated Alkyl Acids by EPA 1633 - Mansfield Lab						
Perfluorobutanoic Acid (PFBA)	13500	E	ng/l	6.00	0.961	1
Perfluoropentanoic Acid (PFPeA)	79.3		ng/l	3.00	0.803	1
Perfluorobutanesulfonic Acid (PFBS)	1.49	J	ng/l	1.50	0.503	1
1H,1H,2H,2H-Perfluorohexanesulfonic Acid (4:2FTS)	ND		ng/l	6.00	1.57	1
Perfluorohexanoic Acid (PFHxA)	23.1		ng/l	1.50	0.443	1
Perfluoropentanesulfonic Acid (PFPeS)	ND		ng/l	1.50	0.263	1
Perfluoroheptanoic Acid (PFHpA)	7.32		ng/l	1.50	0.300	1
Perfluorohexanesulfonic Acid (PFHxS)	0.788	J	ng/l	1.50	0.360	1
Perfluorooctanoic Acid (PFOA)	7.56		ng/l	1.50	0.653	1
1H,1H,2H,2H-Perfluorooctanesulfonic Acid (6:2FTS)	3.49	J	ng/l	6.00	2.03	1
Perfluoroheptanesulfonic Acid (PFHpS)	ND		ng/l	1.50	0.405	1
Perfluorononanoic Acid (PFNA)	3.98		ng/l	1.50	0.473	1
Perfluorooctanesulfonic Acid (PFOS)	6.46		ng/l	1.50	0.683	1
Perfluorodecanoic Acid (PFDA)	ND		ng/l	1.50	0.608	1
1H,1H,2H,2H-Perfluorodecanesulfonic Acid (8:2FTS)	ND		ng/l	6.00	2.33	1
Perfluorononanesulfonic Acid (PFNS)	ND		ng/l	1.50	0.465	1
N-Methyl Perfluorooctanesulfonamidoacetic Acid (NMeFOSAA)	ND		ng/l	1.50	0.818	1
Perfluoroundecanoic Acid (PFUnA)	ND		ng/l	1.50	0.653	1
Perfluorodecanesulfonic Acid (PFDS)	ND		ng/l	1.50	0.345	1
Perfluorooctanesulfonamide (PFOSA)	ND		ng/l	1.50	0.405	1
N-Ethyl Perfluorooctanesulfonamidoacetic Acid (NEtFOSAA)	ND		ng/l	1.50	0.811	1
Perfluorododecanoic Acid (PFDoA)	ND		ng/l	1.50	0.690	1
Perfluorotridecanoic Acid (PFTrDA)	ND		ng/l	1.50	0.563	1
Perfluorotetradecanoic Acid (PFTeDA)	ND		ng/l	1.50	0.398	1
Hexafluoropropylene Oxide Dimer Acid (HFPO-DA)	ND		ng/l	6.00	0.841	1
4,8-Dioxa-3h-Perfluorononanoic Acid (ADONA)	ND		ng/l	6.00	0.946	1
Perfluorododecanesulfonic Acid (PFDoS)	ND		ng/l	1.50	0.570	1

Project Name: SNPE-VDM ANNUAL MONITORING **Lab Number:** L2428286

Project Number: 595396 **Report Date:** 06/07/24

SAMPLE RESULTS

Lab ID: L2428286-08 Date Collected: 05/21/24 12:00

Client ID: BLIND DUPLICATE Date Received: 05/21/24

Sample Location: LOCKPORT, NY Field Prep: Not Specified

Sample Depth:

Parameter	Result	Qualifier	Units	RL	MDL	Dilution Factor
Perfluorinated Alkyl Acids by EPA 1633 - Mansfield Lab						
9-Chlorohexadecafluoro-3-Oxanone-1-Sulfonic Acid (9Cl-PF3ONS)	ND		ng/l	6.00	1.24	1
11-Chloroeicosafluoro-3-Oxaundecane-1-Sulfonic Acid (11Cl-PF3OUdS)	ND		ng/l	6.00	1.24	1
N-Methyl Perfluorooctane Sulfonamide (NMeFOSA)	ND		ng/l	1.50	0.653	1
N-Ethyl Perfluorooctane Sulfonamide (NEtFOSA)	ND		ng/l	1.50	0.690	1
N-Methyl Perfluorooctanesulfonamido Ethanol (NMeFOSE)	ND		ng/l	15.0	3.53	1
N-Ethyl Perfluorooctanesulfonamido Ethanol (NEtFOSE)	ND		ng/l	15.0	1.84	1
Perfluoro-3-Methoxypropanoic Acid (PFMPA)	17.6		ng/l	3.00	0.428	1
Perfluoro-4-Methoxybutanoic Acid (PFMBA)	38.3		ng/l	3.00	0.398	1
Perfluoro(2-Ethoxyethane)Sulfonic Acid (PFEESA)	ND		ng/l	3.00	0.330	1
Nonafluoro-3,6-Dioxaheptanoic Acid (NFDHA)	ND		ng/l	3.00	1.77	1
3-Perfluoropropyl Propanoic Acid (3:3FTCA)	ND		ng/l	7.50	2.48	1
2H,2H,3H,3H-Perfluorooctanoic Acid (5:3FTCA)	ND		ng/l	37.5	8.78	1
3-Perfluoroheptyl Propanoic Acid (7:3FTCA)	ND		ng/l	37.5	5.92	1

Project Name: SNPE-VDM ANNUAL MONITORING **Lab Number:** L2428286

Project Number: 595396 **Report Date:** 06/07/24

SAMPLE RESULTS

Lab ID: L2428286-08 Date Collected: 05/21/24 12:00

Client ID: BLIND DUPLICATE Date Received: 05/21/24

Sample Location: LOCKPORT, NY Field Prep: Not Specified

Sample Depth:

Parameter	Result	Qualifier	Units	RL	MDL	Dilution Factor

Perfluorinated Alkyl Acids by EPA 1633 - Mansfield Lab

Surrogate	% Recovery	Qualifier	Acceptance Criteria
Perfluoro-n-[13C4]Butanoic Acid (13C4-PFBA)	59		20-150
Perfluoro-n-[13C5]Pentanoic Acid (13C5-PFPeA)	57		20-150
Perfluoro-1-[2,3,4-13C3]Butanesulfonic Acid (13C3-PFBS)	58		20-150
1H,1H,2H,2H-Perfluoro-1-[1,2-13C2]Hexanesulfonic Acid (13C2-4:2FTS)	129		20-150
Perfluoro-n-[1,2,3,4,6-13C5]Hexanoic Acid (13C5-PFHxA)	60		20-150
Perfluoro-n-[1,2,3,4-13C4]Heptanoic Acid (13C4-PFHpA)	53		20-150
Perfluoro-1-[1,2,3-13C3]Hexanesulfonic Acid (13C3-PFHxS)	53		20-150
Perfluoro-n-[13C8]Octanoic Acid (13C8-PFOA)	71		20-150
1H,1H,2H,2H-Perfluoro-1-[1,2-13C2]Octanesulfonic Acid (13C2-6:2FTS)	57		20-150
Perfluoro-n-[13C9]Nonanoic Acid (13C9-PFNA)	50		20-150
Perfluoro-1-[13C8]Octanesulfonic Acid (13C8-PFOS)	46		20-150
Perfluoro-n-[1,2,3,4,5,6-13C6]Decanoic Acid (13C6-PFDA)	45		20-150
1H,1H,2H,2H-Perfluoro-1-[1,2-13C2]Decanesulfonic Acid (13C2-8:2FTS)	56		20-150
N-Methyl-d3-perfluoro-1-octanesulfonamidoacetic Acid (D3-NMeFOSAA)	61		20-150
Perfluoro-n-[1,2,3,4,5,6,7-13C7]Undecanoic Acid (13C7-PFUnA)	44		20-150
Perfluoro-1-[13C8]Octanesulfonamide (13C8-PFOSA)	50		20-150
N-Ethyl-d5-perfluoro-1-octanesulfonamidoacetic Acid (D5-NEtFOSAA)	65		20-150
Perfluoro-n-[1,2-13C2]Dodecanoic Acid (13C2-PFDoA)	47		20-150
Perfluoro-n-[1,2-13C2]Tetradecanoic Acid (13C2-PFTeDA)	43		20-150
Tetrafluoro-2-heptafluoropropoxy-[13C3]-propanoic acid (13C3-HFPO-DA)	50		20-150
N-Methyl-d3-Perfluoro-1-Octanesulfonamide (D3-NMeFOSA)	60		20-150
N-Ethyl-d5-Perfluoro-1-Octanesulfonamide (D5-NEtFOSA)	56		20-150
N-Methyl-d7-Perfluorooctanesulfonamidoethanol (D7-NMeFOSE)	54		20-150
N-Ethyl-d9-Perfluorooctanesulfonamidoethanol (D9-NEtFOSE)	63		20-150

Project Name: SNPE-VDM ANNUAL MONITORING
Project Number: 595396
Lab Number: L2428286
Report Date: 06/07/24

SAMPLE RESULTS

Lab ID: L2428286-08 RE
Client ID: BLIND DUPLICATE
Sample Location: LOCKPORT, NY

Date Collected: 05/21/24 12:00
Date Received: 05/21/24
Field Prep: Not Specified

Sample Depth:
Matrix: Water
Analytical Method: 144,1633
Analytical Date: 06/07/24 08:12
Analyst: AC

Extraction Method: EPA 1633
Extraction Date: 06/06/24 19:18

Parameter	Result	Qualifier	Units	RL	MDL	Dilution Factor
Perfluorinated Alkyl Acids by EPA 1633 - Mansfield Lab						
Perfluorobutanoic Acid (PFBA)	15800		ng/l	320	51.2	1

Surrogate	% Recovery	Qualifier	Acceptance Criteria
Perfluoro-n-[13C4]Butanoic Acid (13C4-PFBA)	91		20-150

Project Name: SNPE-VDM ANNUAL MONITORING
Project Number: 595396
Lab Number: L2428286
Report Date: 06/07/24

SAMPLE RESULTS

Lab ID: L2428286-09
Client ID: FILTER SUMP EFFLUENT
Sample Location: LOCKPORT, NY

Date Collected: 05/21/24 09:50
Date Received: 05/21/24
Field Prep: Not Specified

Sample Depth:
Matrix: Water
Analytical Method: 1,8270E
Analytical Date: 05/26/24 22:06
Analyst: JG

Extraction Method: EPA 3510C
Extraction Date: 05/25/24 07:31

Parameter	Result	Qualifier	Units	RL	MDL	Dilution Factor
Semivolatile Organics by GC/MS - Westborough Lab						
Bis(2-chloroethyl)ether	ND		ug/l	2.0	0.39	1
3,3'-Dichlorobenzidine	ND		ug/l	5.0	1.8	1
2,4-Dinitrotoluene	ND		ug/l	5.0	0.54	1
2,6-Dinitrotoluene	ND		ug/l	5.0	0.84	1
4-Chlorophenyl phenyl ether	ND		ug/l	2.0	0.39	1
4-Bromophenyl phenyl ether	ND		ug/l	2.0	0.24	1
Bis(2-chloroisopropyl)ether	ND		ug/l	2.0	0.40	1
Bis(2-chloroethoxy)methane	ND		ug/l	5.0	0.84	1
Hexachlorocyclopentadiene	ND		ug/l	20	1.2	1
Isophorone	ND		ug/l	5.0	0.86	1
Nitrobenzene	ND		ug/l	2.0	0.20	1
NDPA/DPA	ND		ug/l	2.0	0.92	1
n-Nitrosodi-n-propylamine	ND		ug/l	5.0	0.91	1
Bis(2-ethylhexyl)phthalate	ND		ug/l	3.0	1.4	1
Butyl benzyl phthalate	ND		ug/l	5.0	2.6	1
Di-n-butylphthalate	ND		ug/l	5.0	0.96	1
Di-n-octylphthalate	ND		ug/l	5.0	2.3	1
Diethyl phthalate	ND		ug/l	5.0	0.76	1
Dimethyl phthalate	ND		ug/l	5.0	0.92	1
Biphenyl	ND		ug/l	2.0	0.20	1
4-Chloroaniline	ND		ug/l	5.0	0.47	1
2-Nitroaniline	ND		ug/l	5.0	1.0	1
3-Nitroaniline	ND		ug/l	5.0	1.2	1
4-Nitroaniline	ND		ug/l	5.0	1.4	1
Dibenzofuran	ND		ug/l	2.0	0.40	1
1,2,4,5-Tetrachlorobenzene	ND		ug/l	10	0.24	1
Acetophenone	ND		ug/l	5.0	0.92	1
2,4,6-Trichlorophenol	ND		ug/l	5.0	2.1	1

Project Name: SNPE-VDM ANNUAL MONITORING **Lab Number:** L2428286

Project Number: 595396 **Report Date:** 06/07/24

SAMPLE RESULTS

Lab ID: L2428286-09 Date Collected: 05/21/24 09:50

Client ID: FILTER SUMP EFFLUENT Date Received: 05/21/24

Sample Location: LOCKPORT, NY Field Prep: Not Specified

Sample Depth:

Parameter	Result	Qualifier	Units	RL	MDL	Dilution Factor
Semivolatile Organics by GC/MS - Westborough Lab						
p-Chloro-m-cresol	ND		ug/l	2.0	0.61	1
2-Chlorophenol	ND		ug/l	2.0	0.65	1
2,4-Dichlorophenol	ND		ug/l	5.0	1.7	1
2,4-Dimethylphenol	ND		ug/l	5.0	2.0	1
2-Nitrophenol	ND		ug/l	10	2.0	1
4-Nitrophenol	ND		ug/l	10	1.4	1
2,4-Dinitrophenol	ND		ug/l	20	5.4	1
4,6-Dinitro-o-cresol	ND		ug/l	10	2.3	1
Phenol	1.1	J	ug/l	5.0	0.35	1
2-Methylphenol	ND		ug/l	5.0	2.3	1
3-Methylphenol/4-Methylphenol	ND		ug/l	5.0	1.4	1
2,4,5-Trichlorophenol	ND		ug/l	5.0	2.1	1
Carbazole	ND		ug/l	2.0	0.31	1
Atrazine	ND		ug/l	10	1.0	1
Benzaldehyde	ND		ug/l	5.0	1.1	1
Caprolactam	ND		ug/l	10	1.2	1
2,3,4,6-Tetrachlorophenol	ND		ug/l	5.0	2.2	1

Surrogate	% Recovery	Qualifier	Acceptance Criteria
2-Fluorophenol	**19**	Q	21-120
Phenol-d6	19		10-120
Nitrobenzene-d5	61		23-120
2-Fluorobiphenyl	56		15-120
2,4,6-Tribromophenol	38		10-120
4-Terphenyl-d14	72		41-149

Project Name: SNPE-VDM ANNUAL MONITORING
Project Number: 595396
Lab Number: L2428286
Report Date: 06/07/24

SAMPLE RESULTS

Lab ID: L2428286-09
Client ID: FILTER SUMP EFFLUENT
Sample Location: LOCKPORT, NY

Date Collected: 05/21/24 09:50
Date Received: 05/21/24
Field Prep: Not Specified

Sample Depth:
Matrix: Water
Analytical Method: 1,8270E-SIM
Analytical Date: 05/29/24 16:54
Analyst: RP

Extraction Method: EPA 3510C
Extraction Date: 05/25/24 07:32

Parameter	Result	Qualifier	Units	RL	MDL	Dilution Factor
Semivolatile Organics by GC/MS-SIM - Westborough Lab						
Acenaphthene	ND		ug/l	0.10	0.02	1
2-Chloronaphthalene	ND		ug/l	0.20	0.02	1
Fluoranthene	ND		ug/l	0.10	0.03	1
Hexachlorobutadiene	ND		ug/l	0.50	0.02	1
Naphthalene	0.11		ug/l	0.10	0.02	1
Benzo(a)anthracene	ND		ug/l	0.10	0.03	1
Benzo(a)pyrene	ND		ug/l	0.10	0.02	1
Benzo(b)fluoranthene	ND		ug/l	0.10	0.03	1
Benzo(k)fluoranthene	ND		ug/l	0.10	0.03	1
Chrysene	ND		ug/l	0.10	0.03	1
Acenaphthylene	ND		ug/l	0.10	0.02	1
Anthracene	ND		ug/l	0.10	0.02	1
Benzo(ghi)perylene	ND		ug/l	0.10	0.02	1
Fluorene	ND		ug/l	0.10	0.03	1
Phenanthrene	ND		ug/l	0.10	0.04	1
Dibenzo(a,h)anthracene	ND		ug/l	0.10	0.02	1
Indeno(1,2,3-cd)pyrene	ND		ug/l	0.10	0.02	1
Pyrene	ND		ug/l	0.10	0.04	1
2-Methylnaphthalene	ND		ug/l	0.10	0.03	1
Pentachlorophenol	ND		ug/l	0.80	0.06	1
Hexachlorobenzene	ND		ug/l	0.80	0.01	1
Hexachloroethane	ND		ug/l	0.80	0.02	1

Project Name: SNPE-VDM ANNUAL MONITORING **Lab Number:** L2428286

Project Number: 595396 **Report Date:** 06/07/24

SAMPLE RESULTS

Lab ID:	L2428286-09	Date Collected:	05/21/24 09:50
Client ID:	FILTER SUMP EFFLUENT	Date Received:	05/21/24
Sample Location:	LOCKPORT, NY	Field Prep:	Not Specified

Sample Depth:

Parameter	Result	Qualifier	Units	RL	MDL	Dilution Factor

Semivolatile Organics by GC/MS-SIM - Westborough Lab

Surrogate	% Recovery	Qualifier	Acceptance Criteria
2-Fluorophenol	**20**	Q	21-120
Phenol-d6	22		10-120
Nitrobenzene-d5	86		23-120
2-Fluorobiphenyl	66		15-120
2,4,6-Tribromophenol	38		10-120
4-Terphenyl-d14	87		41-149

Project Name: SNPE-VDM ANNUAL MONITORING
Project Number: 595396
Lab Number: L2428286
Report Date: 06/07/24

Method Blank Analysis
Batch Quality Control

Analytical Method: 1,8270E-SIM
Analytical Date: 05/28/24 10:51
Analyst: CSP

Extraction Method: EPA 3510C
Extraction Date: 05/24/24 08:54

Parameter	Result	Qualifier	Units	RL	MDL
1,4 Dioxane by 8270E-SIM - Mansfield Lab for sample(s): 02-05 Batch: WG1925418-1					
1,4-Dioxane	ND		ng/l	150	33.9

Surrogate	%Recovery	Qualifier	Acceptance Criteria
1,4-Dioxane-d8	46		15-110

Project Name: SNPE-VDM ANNUAL MONITORING
Project Number: 595396
Lab Number: L2428286
Report Date: 06/07/24

Method Blank Analysis
Batch Quality Control

Analytical Method: 1,8270E
Analytical Date: 05/25/24 10:21
Analyst: CMM

Extraction Method: EPA 3510C
Extraction Date: 05/24/24 11:29

Parameter	Result	Qualifier	Units	RL	MDL
Semivolatile Organics by GC/MS - Westborough Lab for sample(s): 01-06,09 Batch: WG1925497-1					
Bis(2-chloroethyl)ether	ND		ug/l	2.0	0.39
3,3'-Dichlorobenzidine	ND		ug/l	5.0	1.8
2,4-Dinitrotoluene	ND		ug/l	5.0	0.54
2,6-Dinitrotoluene	ND		ug/l	5.0	0.84
4-Chlorophenyl phenyl ether	ND		ug/l	2.0	0.39
4-Bromophenyl phenyl ether	ND		ug/l	2.0	0.24
Bis(2-chloroisopropyl)ether	ND		ug/l	2.0	0.40
Bis(2-chloroethoxy)methane	ND		ug/l	5.0	0.84
Hexachlorocyclopentadiene	ND		ug/l	20	1.2
Isophorone	ND		ug/l	5.0	0.86
Nitrobenzene	ND		ug/l	2.0	0.20
NDPA/DPA	ND		ug/l	2.0	0.92
n-Nitrosodi-n-propylamine	ND		ug/l	5.0	0.91
Bis(2-ethylhexyl)phthalate	ND		ug/l	3.0	1.4
Butyl benzyl phthalate	ND		ug/l	5.0	2.6
Di-n-butylphthalate	ND		ug/l	5.0	0.96
Di-n-octylphthalate	ND		ug/l	5.0	2.3
Diethyl phthalate	ND		ug/l	5.0	0.76
Dimethyl phthalate	ND		ug/l	5.0	0.92
Biphenyl	ND		ug/l	2.0	0.20
4-Chloroaniline	ND		ug/l	5.0	0.47
2-Nitroaniline	ND		ug/l	5.0	1.0
3-Nitroaniline	ND		ug/l	5.0	1.2
4-Nitroaniline	ND		ug/l	5.0	1.4
Dibenzofuran	ND		ug/l	2.0	0.40
1,2,4,5-Tetrachlorobenzene	ND		ug/l	10	0.24
Acetophenone	ND		ug/l	5.0	0.92
2,4,6-Trichlorophenol	ND		ug/l	5.0	2.1
p-Chloro-m-cresol	ND		ug/l	2.0	0.61

Project Name: SNPE-VDM ANNUAL MONITORING
Project Number: 595396
Lab Number: L2428286
Report Date: 06/07/24

Method Blank Analysis
Batch Quality Control

Analytical Method: 1,8270E
Analytical Date: 05/25/24 10:21
Analyst: CMM

Extraction Method: EPA 3510C
Extraction Date: 05/24/24 11:29

Parameter	Result	Qualifier	Units	RL	MDL
Semivolatile Organics by GC/MS - Westborough Lab for sample(s): 01-06,09 Batch: WG1925497-1					
2-Chlorophenol	ND		ug/l	2.0	0.65
2,4-Dichlorophenol	ND		ug/l	5.0	1.7
2,4-Dimethylphenol	ND		ug/l	5.0	2.0
2-Nitrophenol	ND		ug/l	10	2.0
4-Nitrophenol	ND		ug/l	10	1.4
2,4-Dinitrophenol	ND		ug/l	20	5.4
4,6-Dinitro-o-cresol	ND		ug/l	10	2.3
Phenol	ND		ug/l	5.0	0.35
2-Methylphenol	ND		ug/l	5.0	2.3
3-Methylphenol/4-Methylphenol	ND		ug/l	5.0	1.4
2,4,5-Trichlorophenol	ND		ug/l	5.0	2.1
Carbazole	ND		ug/l	2.0	0.31
Atrazine	ND		ug/l	10	1.0
Benzaldehyde	ND		ug/l	5.0	1.1
Caprolactam	ND		ug/l	10	1.2
2,3,4,6-Tetrachlorophenol	ND		ug/l	5.0	2.2

Surrogate	%Recovery	Qualifier	Acceptance Criteria
2-Fluorophenol	39		21-120
Phenol-d6	33		10-120
Nitrobenzene-d5	73		23-120
2-Fluorobiphenyl	73		15-120
2,4,6-Tribromophenol	62		10-120
4-Terphenyl-d14	95		41-149

Project Name: SNPE-VDM ANNUAL MONITORING
Project Number: 595396
Lab Number: L2428286
Report Date: 06/07/24

Method Blank Analysis
Batch Quality Control

Analytical Method: 1,8270E-SIM
Analytical Date: 05/28/24 13:59
Analyst: JJW

Extraction Method: EPA 3510C
Extraction Date: 05/24/24 11:29

Parameter	Result	Qualifier	Units	RL	MDL
Semivolatile Organics by GC/MS-SIM - Westborough Lab for sample(s): 01-06,09 Batch: WG1925498-1					
Acenaphthene	ND		ug/l	0.10	0.02
2-Chloronaphthalene	ND		ug/l	0.20	0.02
Fluoranthene	ND		ug/l	0.10	0.03
Hexachlorobutadiene	ND		ug/l	0.50	0.02
Naphthalene	ND		ug/l	0.10	0.02
Benzo(a)anthracene	ND		ug/l	0.10	0.03
Benzo(a)pyrene	ND		ug/l	0.10	0.02
Benzo(b)fluoranthene	ND		ug/l	0.10	0.03
Benzo(k)fluoranthene	ND		ug/l	0.10	0.03
Chrysene	ND		ug/l	0.10	0.03
Acenaphthylene	ND		ug/l	0.10	0.02
Anthracene	ND		ug/l	0.10	0.02
Benzo(ghi)perylene	ND		ug/l	0.10	0.02
Fluorene	ND		ug/l	0.10	0.03
Phenanthrene	ND		ug/l	0.10	0.04
Dibenzo(a,h)anthracene	ND		ug/l	0.10	0.02
Indeno(1,2,3-cd)pyrene	ND		ug/l	0.10	0.02
Pyrene	ND		ug/l	0.10	0.04
2-Methylnaphthalene	ND		ug/l	0.10	0.03
Pentachlorophenol	0.10	J	ug/l	0.80	0.06
Hexachlorobenzene	ND		ug/l	0.80	0.01
Hexachloroethane	ND		ug/l	0.80	0.02

Project Name: SNPE-VDM ANNUAL MONITORING
Project Number: 595396
Lab Number: L2428286
Report Date: 06/07/24

Method Blank Analysis
Batch Quality Control

Analytical Method: 1,8270E-SIM
Analytical Date: 05/28/24 13:59
Analyst: JJW

Extraction Method: EPA 3510C
Extraction Date: 05/24/24 11:29

Parameter	Result	Qualifier	Units	RL	MDL
Semivolatile Organics by GC/MS-SIM - Westborough Lab for sample(s): 01-06,09 Batch: WG1925498-1					

Surrogate	%Recovery	Qualifier	Acceptance Criteria
2-Fluorophenol	42		21-120
Phenol-d6	34		10-120
Nitrobenzene-d5	89		23-120
2-Fluorobiphenyl	65		15-120
2,4,6-Tribromophenol	78		10-120
4-Terphenyl-d14	76		41-149

Project Name: SNPE-VDM ANNUAL MONITORING
Project Number: 595396

Lab Number: L2428286
Report Date: 06/07/24

Method Blank Analysis
Batch Quality Control

Analytical Method: 144,1633
Analytical Date: 06/06/24 07:43
Analyst: AC

Extraction Method: EPA 1633
Extraction Date: 06/05/24 18:13

Parameter	Result	Qualifier	Units	RL	MDL
Perfluorinated Alkyl Acids by EPA 1633 - Mansfield Lab for sample(s): 02-05,08 Batch: WG1930180-1					
Perfluorobutanoic Acid (PFBA)	ND		ng/l	6.40	1.02
Perfluoropentanoic Acid (PFPeA)	ND		ng/l	3.20	0.856
Perfluorobutanesulfonic Acid (PFBS)	ND		ng/l	1.60	0.536
1H,1H,2H,2H-Perfluorohexanesulfonic Acid (4:2FTS)	ND		ng/l	6.40	1.67
Perfluorohexanoic Acid (PFHxA)	ND		ng/l	1.60	0.472
Perfluoropentanesulfonic Acid (PFPeS)	ND		ng/l	1.60	0.280
Perfluoroheptanoic Acid (PFHpA)	ND		ng/l	1.60	0.320
Perfluorohexanesulfonic Acid (PFHxS)	ND		ng/l	1.60	0.384
Perfluorooctanoic Acid (PFOA)	ND		ng/l	1.60	0.696
1H,1H,2H,2H-Perfluorooctanesulfonic Acid (6:2FTS)	ND		ng/l	6.40	2.16
Perfluoroheptanesulfonic Acid (PFHpS)	ND		ng/l	1.60	0.432
Perfluorononanoic Acid (PFNA)	ND		ng/l	1.60	0.504
Perfluorooctanesulfonic Acid (PFOS)	ND		ng/l	1.60	0.728
Perfluorodecanoic Acid (PFDA)	ND		ng/l	1.60	0.648
1H,1H,2H,2H-Perfluorodecanesulfonic Acid (8:2FTS)	ND		ng/l	6.40	2.49
Perfluorononanesulfonic Acid (PFNS)	ND		ng/l	1.60	0.496
N-Methyl Perfluorooctanesulfonamidoacetic Acid (NMeFOSAA)	ND		ng/l	1.60	0.872
Perfluoroundecanoic Acid (PFUnA)	ND		ng/l	1.60	0.696
Perfluorodecanesulfonic Acid (PFDS)	ND		ng/l	1.60	0.368
Perfluorooctanesulfonamide (PFOSA)	ND		ng/l	1.60	0.432
N-Ethyl Perfluorooctanesulfonamidoacetic Acid (NEtFOSAA)	ND		ng/l	1.60	0.864
Perfluorododecanoic Acid (PFDoA)	ND		ng/l	1.60	0.736
Perfluorotridecanoic Acid (PFTrDA)	ND		ng/l	1.60	0.600
Perfluorotetradecanoic Acid (PFTeDA)	ND		ng/l	1.60	0.424
Hexafluoropropylene Oxide Dimer Acid (HFPO-DA)	ND		ng/l	6.40	0.896
4,8-Dioxa-3h-Perfluorononanoic Acid (ADONA)	ND		ng/l	6.40	1.01
Perfluorododecanesulfonic Acid (PFDoS)	ND		ng/l	1.60	0.608

Project Name: SNPE-VDM ANNUAL MONITORING
Project Number: 595396
Lab Number: L2428286
Report Date: 06/07/24

Method Blank Analysis
Batch Quality Control

Analytical Method: 144,1633
Analytical Date: 06/06/24 07:43
Analyst: AC

Extraction Method: EPA 1633
Extraction Date: 06/05/24 18:13

Parameter	Result	Qualifier	Units	RL	MDL
Perfluorinated Alkyl Acids by EPA 1633 - Mansfield Lab for sample(s): 02-05,08 Batch: WG1930180-1					
9-Chlorohexadecafluoro-3-Oxanone-1-Sulfonic Acid (9Cl-PF3ONS)	ND		ng/l	6.40	1.32
11-Chloroeicosafluoro-3-Oxaundecane-1-Sulfonic Acid (11Cl-PF3OUdS)	ND		ng/l	6.40	1.32
N-Methyl Perfluorooctane Sulfonamide (NMeFOSA)	ND		ng/l	1.60	0.696
N-Ethyl Perfluorooctane Sulfonamide (NEtFOSA)	ND		ng/l	1.60	0.736
N-Methyl Perfluorooctanesulfonamido Ethanol (NMeFOSE)	ND		ng/l	16.0	3.76
N-Ethyl Perfluorooctanesulfonamido Ethanol (NEtFOSE)	ND		ng/l	16.0	1.96
Perfluoro-3-Methoxypropanoic Acid (PFMPA)	ND		ng/l	3.20	0.456
Perfluoro-4-Methoxybutanoic Acid (PFMBA)	ND		ng/l	3.20	0.424
Perfluoro(2-Ethoxyethane)Sulfonic Acid (PFEESA)	ND		ng/l	3.20	0.352
Nonafluoro-3,6-Dioxaheptanoic Acid (NFDHA)	ND		ng/l	3.20	1.89
3-Perfluoropropyl Propanoic Acid (3:3FTCA)	ND		ng/l	8.00	2.64
2H,2H,3H,3H-Perfluorooctanoic Acid (5:3FTCA)	ND		ng/l	40.0	9.36
3-Perfluoroheptyl Propanoic Acid (7:3FTCA)	ND		ng/l	40.0	6.31

Project Name: SNPE-VDM ANNUAL MONITORING
Project Number: 595396
Lab Number: L2428286
Report Date: 06/07/24

Method Blank Analysis
Batch Quality Control

Analytical Method: 144,1633
Analytical Date: 06/06/24 07:43
Analyst: AC

Extraction Method: EPA 1633
Extraction Date: 06/05/24 18:13

Parameter	Result	Qualifier	Units	RL	MDL
Perfluorinated Alkyl Acids by EPA 1633 - Mansfield Lab for sample(s): 02-05,08 Batch: WG1930180-1					

Surrogate	%Recovery	Qualifier	Acceptance Criteria
Perfluoro-n-[13C4]Butanoic Acid (13C4-PFBA)	87		20-150
Perfluoro-n-[13C5]Pentanoic Acid (13C5-PFPeA)	92		20-150
Perfluoro-1-[2,3,4-13C3]Butanesulfonic Acid (13C3-PFBS)	92		20-150
1H,1H,2H,2H-Perfluoro-1-[1,2-13C2]Hexanesulfonic Acid (13C2-4:2FTS)	101		20-150
Perfluoro-n-[1,2,3,4,6-13C5]Hexanoic Acid (13C5-PFHxA)	89		20-150
Perfluoro-n-[1,2,3,4-13C4]Heptanoic Acid (13C4-PFHpA)	77		20-150
Perfluoro-1-[1,2,3-13C3]Hexanesulfonic Acid (13C3-PFHxS)	85		20-150
Perfluoro-n-[13C8]Octanoic Acid (13C8-PFOA)	108		20-150
1H,1H,2H,2H-Perfluoro-1-[1,2-13C2]Octanesulfonic Acid (13C2-6:2FTS)	88		20-150
Perfluoro-n-[13C9]Nonanoic Acid (13C9-PFNA)	88		20-150
Perfluoro-1-[13C8]Octanesulfonic Acid (13C8-PFOS)	86		20-150
Perfluoro-n-[1,2,3,4,5,6-13C6]Decanoic Acid (13C6-PFDA)	84		20-150
1H,1H,2H,2H-Perfluoro-1-[1,2-13C2]Decanesulfonic Acid (13C2-8:2FTS)	78		20-150
N-Methyl-d3-perfluoro-1-octanesulfonamidoacetic Acid (D3-NMeFOSAA)	92		20-150
Perfluoro-n-[1,2,3,4,5,6,7-13C7]Undecanoic Acid (13C7-PFUnA)	78		20-150
Perfluoro-1-[13C8]Octanesulfonamide (13C8-PFOSA)	83		20-150
N-Ethyl-d5-perfluoro-1-octanesulfonamidoacetic Acid (D5-NEtFOSAA)	95		20-150
Perfluoro-n-[1,2-13C2]Dodecanoic Acid (13C2-PFDoA)	79		20-150
Perfluoro-n-[1,2-13C2]Tetradecanoic Acid (13C2-PFTeDA)	71		20-150
Tetrafluoro-2-heptafluoropropoxy-[13C3]-propanoic acid (13C3-HFPO-DA)	73		20-150
N-Methyl-d3-Perfluoro-1-Octanesulfonamide (D3-NMeFOSA)	80		20-150
N-Ethyl-d5-Perfluoro-1-Octanesulfonamide (D5-NEtFOSA)	86		20-150
N-Methyl-d7-Perfluorooctanesulfonamidoethanol (D7-NMeFOSE)	81		20-150
N-Ethyl-d9-Perfluorooctanesulfonamidoethanol (D9-NEtFOSE)	92		20-150

Project Name: SNPE-VDM ANNUAL MONITORING
Project Number: 595396

Lab Number: L2428286
Report Date: 06/07/24

Method Blank Analysis
Batch Quality Control

Analytical Method: 144,1633
Analytical Date: 06/07/24 06:43
Analyst: AC

Extraction Method: EPA 1633
Extraction Date: 06/06/24 19:18

Parameter	Result	Qualifier	Units	RL	MDL
Perfluorinated Alkyl Acids by EPA 1633 - Mansfield Lab for sample(s): 03,08 Batch: WG1930804-1					
Perfluorobutanoic Acid (PFBA)	ND		ng/l	6.40	1.02
Perfluoropentanoic Acid (PFPeA)	ND		ng/l	3.20	0.856
Perfluorobutanesulfonic Acid (PFBS)	ND		ng/l	1.60	0.536
1H,1H,2H,2H-Perfluorohexanesulfonic Acid (4:2FTS)	ND		ng/l	6.40	1.67
Perfluorohexanoic Acid (PFHxA)	ND		ng/l	1.60	0.472
Perfluoropentanesulfonic Acid (PFPeS)	ND		ng/l	1.60	0.280
Perfluoroheptanoic Acid (PFHpA)	ND		ng/l	1.60	0.320
Perfluorohexanesulfonic Acid (PFHxS)	ND		ng/l	1.60	0.384
Perfluorooctanoic Acid (PFOA)	ND		ng/l	1.60	0.696
1H,1H,2H,2H-Perfluorooctanesulfonic Acid (6:2FTS)	ND		ng/l	6.40	2.16
Perfluoroheptanesulfonic Acid (PFHpS)	ND		ng/l	1.60	0.432
Perfluorononanoic Acid (PFNA)	ND		ng/l	1.60	0.504
Perfluorooctanesulfonic Acid (PFOS)	ND		ng/l	1.60	0.728
Perfluorodecanoic Acid (PFDA)	ND		ng/l	1.60	0.648
1H,1H,2H,2H-Perfluorodecanesulfonic Acid (8:2FTS)	ND		ng/l	6.40	2.49
Perfluorononanesulfonic Acid (PFNS)	ND		ng/l	1.60	0.496
N-Methyl Perfluorooctanesulfonamidoacetic Acid (NMeFOSAA)	ND		ng/l	1.60	0.872
Perfluoroundecanoic Acid (PFUnA)	ND		ng/l	1.60	0.696
Perfluorodecanesulfonic Acid (PFDS)	ND		ng/l	1.60	0.368
Perfluorooctanesulfonamide (PFOSA)	ND		ng/l	1.60	0.432
N-Ethyl Perfluorooctanesulfonamidoacetic Acid (NEtFOSAA)	ND		ng/l	1.60	0.864
Perfluorododecanoic Acid (PFDoA)	ND		ng/l	1.60	0.736
Perfluorotridecanoic Acid (PFTrDA)	ND		ng/l	1.60	0.600
Perfluorotetradecanoic Acid (PFTeDA)	ND		ng/l	1.60	0.424
Hexafluoropropylene Oxide Dimer Acid (HFPO-DA)	ND		ng/l	6.40	0.896
4,8-Dioxa-3h-Perfluorononanoic Acid (ADONA)	ND		ng/l	6.40	1.01
Perfluorododecanesulfonic Acid (PFDoS)	ND		ng/l	1.60	0.608

Project Name: SNPE-VDM ANNUAL MONITORING
Project Number: 595396
Lab Number: L2428286
Report Date: 06/07/24

Method Blank Analysis
Batch Quality Control

Analytical Method: 144,1633
Analytical Date: 06/07/24 06:43
Analyst: AC

Extraction Method: EPA 1633
Extraction Date: 06/06/24 19:18

Parameter	Result	Qualifier	Units	RL	MDL
Perfluorinated Alkyl Acids by EPA 1633 - Mansfield Lab for sample(s): 03,08 Batch: WG1930804-1					
9-Chlorohexadecafluoro-3-Oxanone-1-Sulfonic Acid (9Cl-PF3ONS)	ND		ng/l	6.40	1.32
11-Chloroeicosafluoro-3-Oxaundecane-1-Sulfonic Acid (11Cl-PF3OUdS)	ND		ng/l	6.40	1.32
N-Methyl Perfluorooctane Sulfonamide (NMeFOSA)	ND		ng/l	1.60	0.696
N-Ethyl Perfluorooctane Sulfonamide (NEtFOSA)	ND		ng/l	1.60	0.736
N-Methyl Perfluorooctanesulfonamido Ethanol (NMeFOSE)	ND		ng/l	16.0	3.76
N-Ethyl Perfluorooctanesulfonamido Ethanol (NEtFOSE)	ND		ng/l	16.0	1.96
Perfluoro-3-Methoxypropanoic Acid (PFMPA)	ND		ng/l	3.20	0.456
Perfluoro-4-Methoxybutanoic Acid (PFMBA)	ND		ng/l	3.20	0.424
Perfluoro(2-Ethoxyethane)Sulfonic Acid (PFEESA)	ND		ng/l	3.20	0.352
Nonafluoro-3,6-Dioxaheptanoic Acid (NFDHA)	ND		ng/l	3.20	1.89
3-Perfluoropropyl Propanoic Acid (3:3FTCA)	ND		ng/l	8.00	2.64
2H,2H,3H,3H-Perfluorooctanoic Acid (5:3FTCA)	ND		ng/l	40.0	9.36
3-Perfluoroheptyl Propanoic Acid (7:3FTCA)	ND		ng/l	40.0	6.31

Project Name: SNPE-VDM ANNUAL MONITORING
Project Number: 595396

Lab Number: L2428286
Report Date: 06/07/24

Method Blank Analysis
Batch Quality Control

Analytical Method: 144,1633
Analytical Date: 06/07/24 06:43
Analyst: AC

Extraction Method: EPA 1633
Extraction Date: 06/06/24 19:18

Parameter	Result	Qualifier	Units	RL	MDL
Perfluorinated Alkyl Acids by EPA 1633 - Mansfield Lab for sample(s): 03,08 Batch: WG1930804-1					

Surrogate	%Recovery	Qualifier	Acceptance Criteria
Perfluoro-n-[13C4]Butanoic Acid (13C4-PFBA)	71		20-150
Perfluoro-n-[13C5]Pentanoic Acid (13C5-PFPeA)	75		20-150
Perfluoro-1-[2,3,4-13C3]Butanesulfonic Acid (13C3-PFBS)	75		20-150
1H,1H,2H,2H-Perfluoro-1-[1,2-13C2]Hexanesulfonic Acid (13C2-4:2FTS)	86		20-150
Perfluoro-n-[1,2,3,4,6-13C5]Hexanoic Acid (13C5-PFHxA)	71		20-150
Perfluoro-n-[1,2,3,4-13C4]Heptanoic Acid (13C4-PFHpA)	73		20-150
Perfluoro-1-[1,2,3-13C3]Hexanesulfonic Acid (13C3-PFHxS)	68		20-150
Perfluoro-n-[13C8]Octanoic Acid (13C8-PFOA)	71		20-150
1H,1H,2H,2H-Perfluoro-1-[1,2-13C2]Octanesulfonic Acid (13C2-6:2FTS)	79		20-150
Perfluoro-n-[13C9]Nonanoic Acid (13C9-PFNA)	68		20-150
Perfluoro-1-[13C8]Octanesulfonic Acid (13C8-PFOS)	69		20-150
Perfluoro-n-[1,2,3,4,5,6-13C6]Decanoic Acid (13C6-PFDA)	70		20-150
1H,1H,2H,2H-Perfluoro-1-[1,2-13C2]Decanesulfonic Acid (13C2-8:2FTS)	82		20-150
N-Methyl-d3-perfluoro-1-octanesulfonamidoacetic Acid (D3-NMeFOSAA)	83		20-150
Perfluoro-n-[1,2,3,4,5,6,7-13C7]Undecanoic Acid (13C7-PFUnA)	80		20-150
Perfluoro-1-[13C8]Octanesulfonamide (13C8-PFOSA)	73		20-150
N-Ethyl-d5-perfluoro-1-octanesulfonamidoacetic Acid (D5-NEtFOSAA)	84		20-150
Perfluoro-n-[1,2-13C2]Dodecanoic Acid (13C2-PFDoA)	74		20-150
Perfluoro-n-[1,2-13C2]Tetradecanoic Acid (13C2-PFTeDA)	60		20-150
Tetrafluoro-2-heptafluoropropoxy-[13C3]-propanoic acid (13C3-HFPO-DA)	71		20-150
N-Methyl-d3-Perfluoro-1-Octanesulfonamide (D3-NMeFOSA)	51		20-150
N-Ethyl-d5-Perfluoro-1-Octanesulfonamide (D5-NEtFOSA)	52		20-150
N-Methyl-d7-Perfluorooctanesulfonamidoethanol (D7-NMeFOSE)	83		20-150
N-Ethyl-d9-Perfluorooctanesulfonamidoethanol (D9-NEtFOSE)	84		20-150

Lab Control Sample Analysis

Batch Quality Control

Project Name: SNPE-VDM ANNUAL MONITORING

Project Number: 595396

Lab Number: L2428286

Report Date: 06/07/24

Parameter	LCS %Recovery	Qual	LCSD %Recovery	Qual	%Recovery Limits	RPD	Qual	RPD Limits
1,4 Dioxane by 8270E-SIM - Mansfield Lab Associated sample(s): 02-05 Batch: WG1925418-2 WG1925418-3								
1,4-Dioxane	107		109		40-140	2		30

Surrogate	LCS %Recovery	Qual	LCSD %Recovery	Qual	Acceptance Criteria
1,4-Dioxane-d8	46		47		15-110

Lab Control Sample Analysis
Batch Quality Control

Project Name: SNPE-VDM ANNUAL MONITORING
Project Number: 595396
Lab Number: L2428286
Report Date: 06/07/24

Parameter	LCS %Recovery	Qual	LCSD %Recovery	Qual	%Recovery Limits	RPD	Qual	RPD Limits
Semivolatile Organics by GC/MS - Westborough Lab Associated sample(s): 01-06,09 Batch: WG1925497-2 WG1925497-3								
Bis(2-chloroethyl)ether	74		78		40-140	5		30
3,3'-Dichlorobenzidine	103		100		40-140	3		30
2,4-Dinitrotoluene	101		95		48-143	6		30
2,6-Dinitrotoluene	96		94		40-140	2		30
4-Chlorophenyl phenyl ether	81		83		40-140	2		30
4-Bromophenyl phenyl ether	86		86		40-140	0		30
Bis(2-chloroisopropyl)ether	60		62		40-140	3		30
Bis(2-chloroethoxy)methane	75		76		40-140	1		30
Hexachlorocyclopentadiene	40		46		40-140	14		30
Isophorone	77		78		40-140	1		30
Nitrobenzene	74		78		40-140	5		30
NDPA/DPA	88		87		40-140	1		30
n-Nitrosodi-n-propylamine	75		76		29-132	1		30
Bis(2-ethylhexyl)phthalate	110		105		40-140	5		30
Butyl benzyl phthalate	115		109		40-140	5		30
Di-n-butylphthalate	102		95		40-140	7		30
Di-n-octylphthalate	117		108		40-140	8		30
Diethyl phthalate	94		90		40-140	4		30
Dimethyl phthalate	94		92		40-140	2		30
Biphenyl	76		79		40-140	4		30
4-Chloroaniline	68		65		40-140	5		30
2-Nitroaniline	104		98		52-143	6		30
3-Nitroaniline	101		93		25-145	8		30

Lab Control Sample Analysis
Batch Quality Control

Project Name: SNPE-VDM ANNUAL MONITORING
Project Number: 595396
Lab Number: L2428286
Report Date: 06/07/24

Parameter	LCS %Recovery	Qual	LCSD %Recovery	Qual	%Recovery Limits	RPD	Qual	RPD Limits
Semivolatile Organics by GC/MS - Westborough Lab Associated sample(s): 01-06,09 Batch: WG1925497-2 WG1925497-3								
4-Nitroaniline	103		98		51-143	5		30
Dibenzofuran	77		80		40-140	4		30
1,2,4,5-Tetrachlorobenzene	60		66		2-134	10		30
Acetophenone	77		82		39-129	6		30
2,4,6-Trichlorophenol	93		44		30-130	**72**	Q	30
p-Chloro-m-cresol	90		73		23-97	21		30
2-Chlorophenol	82		52		27-123	**45**	Q	30
2,4-Dichlorophenol	91		54		30-130	**51**	Q	30
2,4-Dimethylphenol	74		75		30-130	1		30
2-Nitrophenol	98		52		30-130	**61**	Q	30
4-Nitrophenol	64		32		10-80	**67**	Q	30
2,4-Dinitrophenol	101		31		20-130	**106**	Q	30
4,6-Dinitro-o-cresol	123		50		20-164	**84**	Q	30
Phenol	46		34		12-110	30		30
2-Methylphenol	81		78		30-130	4		30
3-Methylphenol/4-Methylphenol	80		76		30-130	5		30
2,4,5-Trichlorophenol	96		50		30-130	**63**	Q	30
Carbazole	97		89		55-144	9		30
Atrazine	98		95		40-140	3		30
Benzaldehyde	86		78		40-140	10		30
Caprolactam	32		32		10-130	0		30
2,3,4,6-Tetrachlorophenol	108		44		40-140	**84**	Q	30

Lab Control Sample Analysis

Batch Quality Control

Project Name: SNPE-VDM ANNUAL MONITORING

Project Number: 595396

Lab Number: L2428286

Report Date: 06/07/24

Parameter	LCS %Recovery	Qual	LCSD %Recovery	Qual	%Recovery Limits	RPD	Qual	RPD Limits
Semivolatile Organics by GC/MS - Westborough Lab Associated sample(s): 01-06,09 Batch: WG1925497-2 WG1925497-3								

Surrogate	LCS %Recovery	Qual	LCSD %Recovery	Qual	Acceptance Criteria
2-Fluorophenol	58		32		21-120
Phenol-d6	47		33		10-120
Nitrobenzene-d5	70		71		23-120
2-Fluorobiphenyl	73		77		15-120
2,4,6-Tribromophenol	100		50		10-120
4-Terphenyl-d14	96		87		41-149

Lab Control Sample Analysis
Batch Quality Control

Project Name: SNPE-VDM ANNUAL MONITORING
Project Number: 595396
Lab Number: L2428286
Report Date: 06/07/24

Semivolatile Organics by GC/MS-SIM - Westborough Lab Associated sample(s): 01-06,09 Batch: WG1925498-2 WG1925498-3

Parameter	LCS %Recovery	Qual	LCSD %Recovery	Qual	%Recovery Limits	RPD	Qual	RPD Limits
Acenaphthene	76		81		40-140	6		40
2-Chloronaphthalene	66		74		40-140	11		40
Fluoranthene	91		90		40-140	1		40
Hexachlorobutadiene	46		56		40-140	20		40
Naphthalene	69		71		40-140	3		40
Benzo(a)anthracene	92		87		40-140	6		40
Benzo(a)pyrene	100		97		40-140	3		40
Benzo(b)fluoranthene	96		100		40-140	4		40
Benzo(k)fluoranthene	95		85		40-140	11		40
Chrysene	90		89		40-140	1		40
Acenaphthylene	79		84		40-140	6		40
Anthracene	86		86		40-140	0		40
Benzo(ghi)perylene	99		96		40-140	3		40
Fluorene	81		84		40-140	4		40
Phenanthrene	82		81		40-140	1		40
Dibenzo(a,h)anthracene	106		102		40-140	4		40
Indeno(1,2,3-cd)pyrene	112		107		40-140	5		40
Pyrene	90		88		40-140	2		40
2-Methylnaphthalene	72		79		40-140	9		40
Pentachlorophenol	89		**32**	Q	40-140	**94**	Q	40
Hexachlorobenzene	77		79		40-140	3		40
Hexachloroethane	47		56		40-140	17		40

Lab Control Sample Analysis

Batch Quality Control

Project Name: SNPE-VDM ANNUAL MONITORING

Project Number: 595396

Lab Number: L2428286

Report Date: 06/07/24

Parameter	LCS %Recovery	Qual	LCSD %Recovery	Qual	%Recovery Limits	RPD	Qual	RPD Limits
Semivolatile Organics by GC/MS-SIM - Westborough Lab Associated sample(s): 01-06,09 Batch: WG1925498-2 WG1925498-3								

Surrogate	LCS %Recovery	Qual	LCSD %Recovery	Qual	Acceptance Criteria
2-Fluorophenol	61		34		21-120
Phenol-d6	48		37		10-120
Nitrobenzene-d5	95		102		23-120
2-Fluorobiphenyl	74		79		15-120
2,4,6-Tribromophenol	107		55		10-120
4-Terphenyl-d14	94		92		41-149

Lab Control Sample Analysis
Batch Quality Control

Project Name: SNPE-VDM ANNUAL MONITORING
Project Number: 595396
Lab Number: L2428286
Report Date: 06/07/24

Parameter	Low Level LCS %Recovery	Qual	Low Level LCSD %Recovery	Qual	%Recovery Limits	RPD	Qual	RPD Limits
Perfluorinated Alkyl Acids by EPA 1633 - Mansfield Lab Associated sample(s): 02-05,08 Batch: WG1930180-2 LOW LEVEL								
Perfluorobutanoic Acid (PFBA)	103		-		40-150	-		30
Perfluoropentanoic Acid (PFPeA)	105		-		40-150	-		30
Perfluorobutanesulfonic Acid (PFBS)	96		-		40-150	-		30
1H,1H,2H,2H-Perfluorohexanesulfonic Acid (4:2FTS)	105		-		40-150	-		30
Perfluorohexanoic Acid (PFHxA)	94		-		40-150	-		30
Perfluoropentanesulfonic Acid (PFPeS)	102		-		40-150	-		30
Perfluoroheptanoic Acid (PFHpA)	114		-		40-150	-		30
Perfluorohexanesulfonic Acid (PFHxS)	102		-		40-150	-		30
Perfluorooctanoic Acid (PFOA)	92		-		40-150	-		30
1H,1H,2H,2H-Perfluorooctanesulfonic Acid (6:2FTS)	106		-		40-150	-		30
Perfluoroheptanesulfonic Acid (PFHpS)	98		-		40-150	-		30
Perfluorononanoic Acid (PFNA)	137		-		40-150	-		30
Perfluorooctanesulfonic Acid (PFOS)	117		-		40-150	-		30
Perfluorodecanoic Acid (PFDA)	99		-		40-150	-		30
1H,1H,2H,2H-Perfluorodecanesulfonic Acid (8:2FTS)	103		-		40-150	-		30
Perfluorononanesulfonic Acid (PFNS)	107		-		40-150	-		30
N-Methyl Perfluorooctanesulfonamidoacetic Acid (NMeFOSAA)	86		-		40-150	-		30
Perfluoroundecanoic Acid (PFUnA)	97		-		40-150	-		30
Perfluorodecanesulfonic Acid (PFDS)	112		-		40-150	-		30
Perfluorooctanesulfonamide (PFOSA)	94		-		40-150	-		30
N-Ethyl Perfluorooctanesulfonamidoacetic Acid (NEtFOSAA)	118		-		40-150	-		30
Perfluorododecanoic Acid (PFDoA)	111		-		40-150	-		30

Lab Control Sample Analysis
Batch Quality Control

Project Name: SNPE-VDM ANNUAL MONITORING
Project Number: 595396
Lab Number: L2428286
Report Date: 06/07/24

Parameter	Low Level LCS %Recovery	Qual	Low Level LCSD %Recovery	Qual	%Recovery Limits	RPD	Qual	RPD Limits
Perfluorinated Alkyl Acids by EPA 1633 - Mansfield Lab Associated sample(s): 02-05,08 Batch: WG1930180-2 LOW LEVEL								
Perfluorotridecanoic Acid (PFTrDA)	100		-		40-150	-		30
Perfluorotetradecanoic Acid (PFTeDA)	110		-		40-150	-		30
Hexafluoropropylene Oxide Dimer Acid (HFPO-DA)	103		-		40-150	-		30
4,8-Dioxa-3h-Perfluorononanoic Acid (ADONA)	105		-		40-150	-		30
Perfluorododecanesulfonic Acid (PFDoS)	128		-		40-150	-		30
9-Chlorohexadecafluoro-3-Oxanone-1-Sulfonic Acid (9Cl-PF3ONS)	89		-		40-150	-		30
11-Chloroeicosafluoro-3-Oxaundecane-1-Sulfonic Acid (11Cl-PF3OUdS)	109		-		40-150	-		30
N-Methyl Perfluorooctane Sulfonamide (NMeFOSA)	87		-		40-150	-		30
N-Ethyl Perfluorooctane Sulfonamide (NEtFOSA)	91		-		40-150	-		30
N-Methyl Perfluorooctanesulfonamido Ethanol (NMeFOSE)	99		-		40-150	-		30
N-Ethyl Perfluorooctanesulfonamido Ethanol (NEtFOSE)	101		-		40-150	-		30
Perfluoro-3-Methoxypropanoic Acid (PFMPA)	106		-		40-150	-		30
Perfluoro-4-Methoxybutanoic Acid (PFMBA)	101		-		40-150	-		30
Perfluoro(2-Ethoxyethane)Sulfonic Acid (PFEESA)	93		-		40-150	-		30
Nonafluoro-3,6-Dioxaheptanoic Acid (NFDHA)	88		-		40-150	-		30
3-Perfluoropropyl Propanoic Acid (3:3FTCA)	80		-		40-150	-		30
2H,2H,3H,3H-Perfluorooctanoic Acid (5:3FTCA)	84		-		40-150	-		30
3-Perfluoroheptyl Propanoic Acid (7:3FTCA)	53		-		40-150	-		30

Lab Control Sample Analysis

Batch Quality Control

Project Name: SNPE-VDM ANNUAL MONITORING

Project Number: 595396

Lab Number: L2428286

Report Date: 06/07/24

Parameter	Low Level LCS %Recovery	Qual	Low Level LCSD %Recovery	Qual	%Recovery Limits	RPD	Qual	RPD Limits
Perfluorinated Alkyl Acids by EPA 1633 - Mansfield Lab Associated sample(s): 02-05,08 Batch: WG1930180-2 LOW LEVEL								

Surrogate	LCS %Recovery	Qual	LCSD %Recovery	Qual	Acceptance Criteria
Perfluoro-n-[13C4]Butanoic Acid (13C4-PFBA)	85				20-150
Perfluoro-n-[13C5]Pentanoic Acid (13C5-PFPeA)	84				20-150
Perfluoro-1-[2,3,4-13C3]Butanesulfonic Acid (13C3-PFBS)	90				20-150
1H,1H,2H,2H-Perfluoro-1-[1,2-13C2]Hexanesulfonic Acid (13C2-4:2FTS)	97				20-150
Perfluoro-n-[1,2,3,4,6-13C5]Hexanoic Acid (13C5-PFHxA)	85				20-150
Perfluoro-n-[1,2,3,4-13C4]Heptanoic Acid (13C4-PFHpA)	70				20-150
Perfluoro-1-[1,2,3-13C3]Hexanesulfonic Acid (13C3-PFHxS)	85				20-150
Perfluoro-n-[13C8]Octanoic Acid (13C8-PFOA)	105				20-150
1H,1H,2H,2H-Perfluoro-1-[1,2-13C2]Octanesulfonic Acid (13C2-6:2FTS)	87				20-150
Perfluoro-n-[13C9]Nonanoic Acid (13C9-PFNA)	88				20-150
Perfluoro-1-[13C8]Octanesulfonic Acid (13C8-PFOS)	80				20-150
Perfluoro-n-[1,2,3,4,5,6-13C6]Decanoic Acid (13C6-PFDA)	86				20-150
1H,1H,2H,2H-Perfluoro-1-[1,2-13C2]Decanesulfonic Acid (13C2-8:2FTS)	78				20-150
N-Methyl-d3-perfluoro-1-octanesulfonamidoacetic Acid (D3-NMeFOSAA)	85				20-150
Perfluoro-n-[1,2,3,4,5,6,7-13C7]Undecanoic Acid (13C7-PFUnA)	84				20-150
Perfluoro-1-[13C8]Octanesulfonamide (13C8-PFOSA)	80				20-150
N-Ethyl-d5-perfluoro-1-octanesulfonamidoacetic Acid (D5-NEtFOSAA)	77				20-150
Perfluoro-n-[1,2-13C2]Dodecanoic Acid (13C2-PFDoA)	83				20-150
Perfluoro-n-[1,2-13C2]Tetradecanoic Acid (13C2-PFTeDA)	74				20-150
Tetrafluoro-2-heptafluoropropoxy-[13C3]-propanoic acid (13C3-HFPO-DA)	69				20-150
N-Methyl-d3-Perfluoro-1-Octanesulfonamide (D3-NMeFOSA)	69				20-150
N-Ethyl-d5-Perfluoro-1-Octanesulfonamide (D5-NEtFOSA)	74				20-150
N-Methyl-d7-Perfluorooctanesulfonamidoethanol (D7-NMeFOSE)	78				20-150
N-Ethyl-d9-Perfluorooctanesulfonamidoethanol (D9-NEtFOSE)	88				20-150

Lab Control Sample Analysis
Batch Quality Control

Project Name: SNPE-VDM ANNUAL MONITORING
Project Number: 595396
Lab Number: L2428286
Report Date: 06/07/24

Parameter	LCS %Recovery	Qual	LCSD %Recovery	Qual	%Recovery Limits	RPD	Qual	RPD Limits
Perfluorinated Alkyl Acids by EPA 1633 - Mansfield Lab Associated sample(s): 02-05,08 Batch: WG1930180-3								
Perfluorobutanoic Acid (PFBA)	103		-		40-150	-		30
Perfluoropentanoic Acid (PFPeA)	109		-		40-150	-		30
Perfluorobutanesulfonic Acid (PFBS)	113		-		40-150	-		30
1H,1H,2H,2H-Perfluorohexanesulfonic Acid (4:2FTS)	110		-		40-150	-		30
Perfluorohexanoic Acid (PFHxA)	107		-		40-150	-		30
Perfluoropentanesulfonic Acid (PFPeS)	113		-		40-150	-		30
Perfluoroheptanoic Acid (PFHpA)	116		-		40-150	-		30
Perfluorohexanesulfonic Acid (PFHxS)	102		-		40-150	-		30
Perfluorooctanoic Acid (PFOA)	86		-		40-150	-		30
1H,1H,2H,2H-Perfluorooctanesulfonic Acid (6:2FTS)	116		-		40-150	-		30
Perfluoroheptanesulfonic Acid (PFHpS)	106		-		40-150	-		30
Perfluorononanoic Acid (PFNA)	104		-		40-150	-		30
Perfluorooctanesulfonic Acid (PFOS)	108		-		40-150	-		30
Perfluorodecanoic Acid (PFDA)	114		-		40-150	-		30
1H,1H,2H,2H-Perfluorodecanesulfonic Acid (8:2FTS)	119		-		40-150	-		30
Perfluorononanesulfonic Acid (PFNS)	112		-		40-150	-		30
N-Methyl Perfluorooctanesulfonamidoacetic Acid (NMeFOSAA)	90		-		40-150	-		30
Perfluoroundecanoic Acid (PFUnA)	108		-		40-150	-		30
Perfluorodecanesulfonic Acid (PFDS)	111		-		40-150	-		30
Perfluorooctanesulfonamide (PFOSA)	103		-		40-150	-		30
N-Ethyl Perfluorooctanesulfonamidoacetic Acid (NEtFOSAA)	102		-		40-150	-		30
Perfluorododecanoic Acid (PFDoA)	109		-		40-150	-		30

Lab Control Sample Analysis
Batch Quality Control

Project Name: SNPE-VDM ANNUAL MONITORING
Project Number: 595396
Lab Number: L2428286
Report Date: 06/07/24

Parameter	LCS %Recovery	Qual	LCSD %Recovery	Qual	%Recovery Limits	RPD	Qual	RPD Limits
Perfluorinated Alkyl Acids by EPA 1633 - Mansfield Lab Associated sample(s): 02-05,08 Batch: WG1930180-3								
Perfluorotridecanoic Acid (PFTrDA)	103		-		40-150	-		30
Perfluorotetradecanoic Acid (PFTeDA)	118		-		40-150	-		30
Hexafluoropropylene Oxide Dimer Acid (HFPO-DA)	106		-		40-150	-		30
4,8-Dioxa-3h-Perfluorononanoic Acid (ADONA)	113		-		40-150	-		30
Perfluorododecanesulfonic Acid (PFDoS)	118		-		40-150	-		30
9-Chlorohexadecafluoro-3-Oxanone-1-Sulfonic Acid (9Cl-PF3ONS)	95		-		40-150	-		30
11-Chloroeicosafluoro-3-Oxaundecane-1-Sulfonic Acid (11Cl-PF3OUdS)	103		-		40-150	-		30
N-Methyl Perfluorooctane Sulfonamide (NMeFOSA)	113		-		40-150	-		30
N-Ethyl Perfluorooctane Sulfonamide (NEtFOSA)	113		-		40-150	-		30
N-Methyl Perfluorooctanesulfonamido Ethanol (NMeFOSE)	109		-		40-150	-		30
N-Ethyl Perfluorooctanesulfonamido Ethanol (NEtFOSE)	107		-		40-150	-		30
Perfluoro-3-Methoxypropanoic Acid (PFMPA)	114		-		40-150	-		30
Perfluoro-4-Methoxybutanoic Acid (PFMBA)	105		-		40-150	-		30
Perfluoro(2-Ethoxyethane)Sulfonic Acid (PFEESA)	104		-		40-150	-		30
Nonafluoro-3,6-Dioxaheptanoic Acid (NFDHA)	92		-		40-150	-		30
3-Perfluoropropyl Propanoic Acid (3:3FTCA)	89		-		40-150	-		30
2H,2H,3H,3H-Perfluorooctanoic Acid (5:3FTCA)	96		-		40-150	-		30
3-Perfluoroheptyl Propanoic Acid (7:3FTCA)	70		-		40-150	-		30

Lab Control Sample Analysis

Batch Quality Control

Project Name: SNPE-VDM ANNUAL MONITORING

Project Number: 595396

Lab Number: L2428286

Report Date: 06/07/24

Parameter	LCS %Recovery	Qual	LCSD %Recovery	Qual	%Recovery Limits	RPD	Qual	RPD Limits
Perfluorinated Alkyl Acids by EPA 1633 - Mansfield Lab Associated sample(s): 02-05,08 Batch: WG1930180-3								

Surrogate	LCS %Recovery	Qual	LCSD %Recovery	Qual	Acceptance Criteria
Perfluoro-n-[13C4]Butanoic Acid (13C4-PFBA)	81				20-150
Perfluoro-n-[13C5]Pentanoic Acid (13C5-PFPeA)	86				20-150
Perfluoro-1-[2,3,4-13C3]Butanesulfonic Acid (13C3-PFBS)	81				20-150
1H,1H,2H,2H-Perfluoro-1-[1,2-13C2]Hexanesulfonic Acid (13C2-4:2FTS)	91				20-150
Perfluoro-n-[1,2,3,4,6-13C5]Hexanoic Acid (13C5-PFHxA)	83				20-150
Perfluoro-n-[1,2,3,4-13C4]Heptanoic Acid (13C4-PFHpA)	72				20-150
Perfluoro-1-[1,2,3-13C3]Hexanesulfonic Acid (13C3-PFHxS)	79				20-150
Perfluoro-n-[13C8]Octanoic Acid (13C8-PFOA)	101				20-150
1H,1H,2H,2H-Perfluoro-1-[1,2-13C2]Octanesulfonic Acid (13C2-6:2FTS)	81				20-150
Perfluoro-n-[13C9]Nonanoic Acid (13C9-PFNA)	81				20-150
Perfluoro-1-[13C8]Octanesulfonic Acid (13C8-PFOS)	77				20-150
Perfluoro-n-[1,2,3,4,5,6-13C6]Decanoic Acid (13C6-PFDA)	73				20-150
1H,1H,2H,2H-Perfluoro-1-[1,2-13C2]Decanesulfonic Acid (13C2-8:2FTS)	71				20-150
N-Methyl-d3-perfluoro-1-octanesulfonamidoacetic Acid (D3-NMeFOSAA)	81				20-150
Perfluoro-n-[1,2,3,4,5,6,7-13C7]Undecanoic Acid (13C7-PFUnA)	70				20-150
Perfluoro-1-[13C8]Octanesulfonamide (13C8-PFOSA)	77				20-150
N-Ethyl-d5-perfluoro-1-octanesulfonamidoacetic Acid (D5-NEtFOSAA)	85				20-150
Perfluoro-n-[1,2-13C2]Dodecanoic Acid (13C2-PFDoA)	69				20-150
Perfluoro-n-[1,2-13C2]Tetradecanoic Acid (13C2-PFTeDA)	61				20-150
Tetrafluoro-2-heptafluoropropoxy-[13C3]-propanoic acid (13C3-HFPO-DA)	72				20-150
N-Methyl-d3-Perfluoro-1-Octanesulfonamide (D3-NMeFOSA)	73				20-150
N-Ethyl-d5-Perfluoro-1-Octanesulfonamide (D5-NEtFOSA)	80				20-150
N-Methyl-d7-Perfluorooctanesulfonamidoethanol (D7-NMeFOSE)	74				20-150
N-Ethyl-d9-Perfluorooctanesulfonamidoethanol (D9-NEtFOSE)	82				20-150

Lab Control Sample Analysis
Batch Quality Control

Project Name: SNPE-VDM ANNUAL MONITORING
Project Number: 595396
Lab Number: L2428286
Report Date: 06/07/24

Parameter	Low Level LCS %Recovery	Qual	Low Level LCSD %Recovery	Qual	%Recovery Limits	RPD	Qual	RPD Limits
Perfluorinated Alkyl Acids by EPA 1633 - Mansfield Lab Associated sample(s): 03,08 Batch: WG1930804-2 LOW LEVEL								
Perfluorobutanoic Acid (PFBA)	98		-		40-150	-		30
Perfluoropentanoic Acid (PFPeA)	101		-		40-150	-		30
Perfluorobutanesulfonic Acid (PFBS)	102		-		40-150	-		30
1H,1H,2H,2H-Perfluorohexanesulfonic Acid (4:2FTS)	109		-		40-150	-		30
Perfluorohexanoic Acid (PFHxA)	108		-		40-150	-		30
Perfluoropentanesulfonic Acid (PFPeS)	110		-		40-150	-		30
Perfluoroheptanoic Acid (PFHpA)	101		-		40-150	-		30
Perfluorohexanesulfonic Acid (PFHxS)	103		-		40-150	-		30
Perfluorooctanoic Acid (PFOA)	105		-		40-150	-		30
1H,1H,2H,2H-Perfluorooctanesulfonic Acid (6:2FTS)	110		-		40-150	-		30
Perfluoroheptanesulfonic Acid (PFHpS)	94		-		40-150	-		30
Perfluorononanoic Acid (PFNA)	102		-		40-150	-		30
Perfluorooctanesulfonic Acid (PFOS)	100		-		40-150	-		30
Perfluorodecanoic Acid (PFDA)	105		-		40-150	-		30
1H,1H,2H,2H-Perfluorodecanesulfonic Acid (8:2FTS)	110		-		40-150	-		30
Perfluorononanesulfonic Acid (PFNS)	94		-		40-150	-		30
N-Methyl Perfluorooctanesulfonamidoacetic Acid (NMeFOSAA)	88		-		40-150	-		30
Perfluoroundecanoic Acid (PFUnA)	94		-		40-150	-		30
Perfluorodecanesulfonic Acid (PFDS)	89		-		40-150	-		30
Perfluorooctanesulfonamide (PFOSA)	103		-		40-150	-		30
N-Ethyl Perfluorooctanesulfonamidoacetic Acid (NEtFOSAA)	110		-		40-150	-		30
Perfluorododecanoic Acid (PFDoA)	97		-		40-150	-		30

Lab Control Sample Analysis
Batch Quality Control

Project Name: SNPE-VDM ANNUAL MONITORING
Project Number: 595396
Lab Number: L2428286
Report Date: 06/07/24

Parameter	Low Level LCS %Recovery	Qual	Low Level LCSD %Recovery	Qual	%Recovery Limits	RPD	Qual	RPD Limits
Perfluorinated Alkyl Acids by EPA 1633 - Mansfield Lab Associated sample(s): 03,08 Batch: WG1930804-2 LOW LEVEL								
Perfluorotridecanoic Acid (PFTrDA)	93		-		40-150	-		30
Perfluorotetradecanoic Acid (PFTeDA)	97		-		40-150	-		30
Hexafluoropropylene Oxide Dimer Acid (HFPO-DA)	98		-		40-150	-		30
4,8-Dioxa-3h-Perfluorononanoic Acid (ADONA)	108		-		40-150	-		30
Perfluorododecanesulfonic Acid (PFDoS)	70		-		40-150	-		30
9-Chlorohexadecafluoro-3-Oxanone-1-Sulfonic Acid (9Cl-PF3ONS)	103		-		40-150	-		30
11-Chloroeicosafluoro-3-Oxaundecane-1-Sulfonic Acid (11Cl-PF3OUdS)	93		-		40-150	-		30
N-Methyl Perfluorooctane Sulfonamide (NMeFOSA)	94		-		40-150	-		30
N-Ethyl Perfluorooctane Sulfonamide (NEtFOSA)	87		-		40-150	-		30
N-Methyl Perfluorooctanesulfonamido Ethanol (NMeFOSE)	112		-		40-150	-		30
N-Ethyl Perfluorooctanesulfonamido Ethanol (NEtFOSE)	110		-		40-150	-		30
Perfluoro-3-Methoxypropanoic Acid (PFMPA)	102		-		40-150	-		30
Perfluoro-4-Methoxybutanoic Acid (PFMBA)	94		-		40-150	-		30
Perfluoro(2-Ethoxyethane)Sulfonic Acid (PFEESA)	92		-		40-150	-		30
Nonafluoro-3,6-Dioxaheptanoic Acid (NFDHA)	130		-		40-150	-		30
3-Perfluoropropyl Propanoic Acid (3:3FTCA)	103		-		40-150	-		30
2H,2H,3H,3H-Perfluorooctanoic Acid (5:3FTCA)	78		-		40-150	-		30
3-Perfluoroheptyl Propanoic Acid (7:3FTCA)	56		-		40-150	-		30

Lab Control Sample Analysis

Batch Quality Control

Project Name: SNPE-VDM ANNUAL MONITORING

Project Number: 595396

Lab Number: L2428286

Report Date: 06/07/24

Parameter	Low Level LCS %Recovery	Qual	Low Level LCSD %Recovery	Qual	%Recovery Limits	RPD	Qual	RPD Limits

Perfluorinated Alkyl Acids by EPA 1633 - Mansfield Lab Associated sample(s): 03,08 Batch: WG1930804-2 LOW LEVEL

Surrogate	LCS %Recovery	Qual	LCSD %Recovery	Qual	Acceptance Criteria
Perfluoro-n-[13C4]Butanoic Acid (13C4-PFBA)	87				20-150
Perfluoro-n-[13C5]Pentanoic Acid (13C5-PFPeA)	88				20-150
Perfluoro-1-[2,3,4-13C3]Butanesulfonic Acid (13C3-PFBS)	90				20-150
1H,1H,2H,2H-Perfluoro-1-[1,2-13C2]Hexanesulfonic Acid (13C2-4:2FTS)	101				20-150
Perfluoro-n-[1,2,3,4,6-13C5]Hexanoic Acid (13C5-PFHxA)	83				20-150
Perfluoro-n-[1,2,3,4-13C4]Heptanoic Acid (13C4-PFHpA)	85				20-150
Perfluoro-1-[1,2,3-13C3]Hexanesulfonic Acid (13C3-PFHxS)	82				20-150
Perfluoro-n-[13C8]Octanoic Acid (13C8-PFOA)	84				20-150
1H,1H,2H,2H-Perfluoro-1-[1,2-13C2]Octanesulfonic Acid (13C2-6:2FTS)	96				20-150
Perfluoro-n-[13C9]Nonanoic Acid (13C9-PFNA)	82				20-150
Perfluoro-1-[13C8]Octanesulfonic Acid (13C8-PFOS)	91				20-150
Perfluoro-n-[1,2,3,4,5,6-13C6]Decanoic Acid (13C6-PFDA)	81				20-150
1H,1H,2H,2H-Perfluoro-1-[1,2-13C2]Decanesulfonic Acid (13C2-8:2FTS)	102				20-150
N-Methyl-d3-perfluoro-1-octanesulfonamidoacetic Acid (D3-NMeFOSAA)	100				20-150
Perfluoro-n-[1,2,3,4,5,6,7-13C7]Undecanoic Acid (13C7-PFUnA)	87				20-150
Perfluoro-1-[13C8]Octanesulfonamide (13C8-PFOSA)	81				20-150
N-Ethyl-d5-perfluoro-1-octanesulfonamidoacetic Acid (D5-NEtFOSAA)	97				20-150
Perfluoro-n-[1,2-13C2]Dodecanoic Acid (13C2-PFDoA)	82				20-150
Perfluoro-n-[1,2-13C2]Tetradecanoic Acid (13C2-PFTeDA)	67				20-150
Tetrafluoro-2-heptafluoropropoxy-[13C3]-propanoic acid (13C3-HFPO-DA)	81				20-150
N-Methyl-d3-Perfluoro-1-Octanesulfonamide (D3-NMeFOSA)	52				20-150
N-Ethyl-d5-Perfluoro-1-Octanesulfonamide (D5-NEtFOSA)	57				20-150
N-Methyl-d7-Perfluorooctanesulfonamidoethanol (D7-NMeFOSE)	91				20-150
N-Ethyl-d9-Perfluorooctanesulfonamidoethanol (D9-NEtFOSE)	92				20-150

Lab Control Sample Analysis
Batch Quality Control

Project Name: SNPE-VDM ANNUAL MONITORING
Project Number: 595396
Lab Number: L2428286
Report Date: 06/07/24

Parameter	LCS %Recovery	Qual	LCSD %Recovery	Qual	%Recovery Limits	RPD	Qual	RPD Limits
Perfluorinated Alkyl Acids by EPA 1633 - Mansfield Lab Associated sample(s): 03,08 Batch: WG1930804-3								
Perfluorobutanoic Acid (PFBA)	102		-		40-150	-		30
Perfluoropentanoic Acid (PFPeA)	104		-		40-150	-		30
Perfluorobutanesulfonic Acid (PFBS)	98		-		40-150	-		30
1H,1H,2H,2H-Perfluorohexanesulfonic Acid (4:2FTS)	108		-		40-150	-		30
Perfluorohexanoic Acid (PFHxA)	106		-		40-150	-		30
Perfluoropentanesulfonic Acid (PFPeS)	112		-		40-150	-		30
Perfluoroheptanoic Acid (PFHpA)	102		-		40-150	-		30
Perfluorohexanesulfonic Acid (PFHxS)	99		-		40-150	-		30
Perfluorooctanoic Acid (PFOA)	96		-		40-150	-		30
1H,1H,2H,2H-Perfluorooctanesulfonic Acid (6:2FTS)	112		-		40-150	-		30
Perfluoroheptanesulfonic Acid (PFHpS)	101		-		40-150	-		30
Perfluorononanoic Acid (PFNA)	101		-		40-150	-		30
Perfluorooctanesulfonic Acid (PFOS)	95		-		40-150	-		30
Perfluorodecanoic Acid (PFDA)	103		-		40-150	-		30
1H,1H,2H,2H-Perfluorodecanesulfonic Acid (8:2FTS)	106		-		40-150	-		30
Perfluorononanesulfonic Acid (PFNS)	97		-		40-150	-		30
N-Methyl Perfluorooctanesulfonamidoacetic Acid (NMeFOSAA)	106		-		40-150	-		30
Perfluoroundecanoic Acid (PFUnA)	95		-		40-150	-		30
Perfluorodecanesulfonic Acid (PFDS)	94		-		40-150	-		30
Perfluorooctanesulfonamide (PFOSA)	109		-		40-150	-		30
N-Ethyl Perfluorooctanesulfonamidoacetic Acid (NEtFOSAA)	98		-		40-150	-		30
Perfluorododecanoic Acid (PFDoA)	102		-		40-150	-		30

Lab Control Sample Analysis
Batch Quality Control

Project Name: SNPE-VDM ANNUAL MONITORING
Project Number: 595396
Lab Number: L2428286
Report Date: 06/07/24

Parameter	LCS %Recovery	Qual	LCSD %Recovery	Qual	%Recovery Limits	RPD	Qual	RPD Limits
Perfluorinated Alkyl Acids by EPA 1633 - Mansfield Lab Associated sample(s): 03,08 Batch: WG1930804-3								
Perfluorotridecanoic Acid (PFTrDA)	95		-		40-150	-		30
Perfluorotetradecanoic Acid (PFTeDA)	100		-		40-150	-		30
Hexafluoropropylene Oxide Dimer Acid (HFPO-DA)	101		-		40-150	-		30
4,8-Dioxa-3h-Perfluorononanoic Acid (ADONA)	106		-		40-150	-		30
Perfluorododecanesulfonic Acid (PFDoS)	75		-		40-150	-		30
9-Chlorohexadecafluoro-3-Oxanone-1-Sulfonic Acid (9Cl-PF3ONS)	97		-		40-150	-		30
11-Chloroeicosafluoro-3-Oxaundecane-1-Sulfonic Acid (11Cl-PF3OUdS)	91		-		40-150	-		30
N-Methyl Perfluorooctane Sulfonamide (NMeFOSA)	118		-		40-150	-		30
N-Ethyl Perfluorooctane Sulfonamide (NEtFOSA)	110		-		40-150	-		30
N-Methyl Perfluorooctanesulfonamido Ethanol (NMeFOSE)	116		-		40-150	-		30
N-Ethyl Perfluorooctanesulfonamido Ethanol (NEtFOSE)	119		-		40-150	-		30
Perfluoro-3-Methoxypropanoic Acid (PFMPA)	109		-		40-150	-		30
Perfluoro-4-Methoxybutanoic Acid (PFMBA)	98		-		40-150	-		30
Perfluoro(2-Ethoxyethane)Sulfonic Acid (PFEESA)	95		-		40-150	-		30
Nonafluoro-3,6-Dioxaheptanoic Acid (NFDHA)	134		-		40-150	-		30
3-Perfluoropropyl Propanoic Acid (3:3FTCA)	106		-		40-150	-		30
2H,2H,3H,3H-Perfluorooctanoic Acid (5:3FTCA)	102		-		40-150	-		30
3-Perfluoroheptyl Propanoic Acid (7:3FTCA)	88		-		40-150	-		30

Lab Control Sample Analysis

Batch Quality Control

Project Name: SNPE-VDM ANNUAL MONITORING

Project Number: 595396

Lab Number: L2428286

Report Date: 06/07/24

Parameter	LCS %Recovery	Qual	LCSD %Recovery	Qual	%Recovery Limits	RPD	Qual	RPD Limits

Perfluorinated Alkyl Acids by EPA 1633 - Mansfield Lab Associated sample(s): 03,08 Batch: WG1930804-3

Surrogate	LCS %Recovery	Qual	LCSD %Recovery	Qual	Acceptance Criteria
Perfluoro-n-[13C4]Butanoic Acid (13C4-PFBA)	87				20-150
Perfluoro-n-[13C5]Pentanoic Acid (13C5-PFPeA)	88				20-150
Perfluoro-1-[2,3,4-13C3]Butanesulfonic Acid (13C3-PFBS)	91				20-150
1H,1H,2H,2H-Perfluoro-1-[1,2-13C2]Hexanesulfonic Acid (13C2-4:2FTS)	99				20-150
Perfluoro-n-[1,2,3,4,6-13C5]Hexanoic Acid (13C5-PFHxA)	84				20-150
Perfluoro-n-[1,2,3,4-13C4]Heptanoic Acid (13C4-PFHpA)	87				20-150
Perfluoro-1-[1,2,3-13C3]Hexanesulfonic Acid (13C3-PFHxS)	86				20-150
Perfluoro-n-[13C8]Octanoic Acid (13C8-PFOA)	84				20-150
1H,1H,2H,2H-Perfluoro-1-[1,2-13C2]Octanesulfonic Acid (13C2-6:2FTS)	95				20-150
Perfluoro-n-[13C9]Nonanoic Acid (13C9-PFNA)	81				20-150
Perfluoro-1-[13C8]Octanesulfonic Acid (13C8-PFOS)	86				20-150
Perfluoro-n-[1,2,3,4,5,6-13C6]Decanoic Acid (13C6-PFDA)	79				20-150
1H,1H,2H,2H-Perfluoro-1-[1,2-13C2]Decanesulfonic Acid (13C2-8:2FTS)	100				20-150
N-Methyl-d3-perfluoro-1-octanesulfonamidoacetic Acid (D3-NMeFOSAA)	88				20-150
Perfluoro-n-[1,2,3,4,5,6,7-13C7]Undecanoic Acid (13C7-PFUnA)	81				20-150
Perfluoro-1-[13C8]Octanesulfonamide (13C8-PFOSA)	82				20-150
N-Ethyl-d5-perfluoro-1-octanesulfonamidoacetic Acid (D5-NEtFOSAA)	92				20-150
Perfluoro-n-[1,2-13C2]Dodecanoic Acid (13C2-PFDoA)	79				20-150
Perfluoro-n-[1,2-13C2]Tetradecanoic Acid (13C2-PFTeDA)	59				20-150
Tetrafluoro-2-heptafluoropropoxy-[13C3]-propanoic acid (13C3-HFPO-DA)	86				20-150
N-Methyl-d3-Perfluoro-1-Octanesulfonamide (D3-NMeFOSA)	57				20-150
N-Ethyl-d5-Perfluoro-1-Octanesulfonamide (D5-NEtFOSA)	60				20-150
N-Methyl-d7-Perfluorooctanesulfonamidoethanol (D7-NMeFOSE)	87				20-150
N-Ethyl-d9-Perfluorooctanesulfonamidoethanol (D9-NEtFOSE)	82				20-150

Matrix Spike Analysis

Batch Quality Control

Project Name: SNPE-VDM ANNUAL MONITORING

Project Number: 595396

Lab Number: L2428286

Report Date: 06/07/24

Parameter	Native Sample	MS Added	MS Found	MS %Recovery	Qual	MSD Found	MSD %Recovery	Qual	Recovery Limits	RPD	Qual	RPD Limits
1,4 Dioxane by 8270E-SIM - Mansfield Lab Associated sample(s): 02-05 QC Batch ID: WG1925418-4 WG1925418-5 QC Sample: L2428286-03 Client ID: MW-7D												
1,4-Dioxane	61900	4630	67800	127		70200	**179**	Q	40-140	3		30

Surrogate	MS % Recovery	MS Qualifier	MSD % Recovery	MSD Qualifier	Acceptance Criteria
1,4-Dioxane-d8	29		30		15-110

Matrix Spike Analysis

Batch Quality Control

Project Name: SNPE-VDM ANNUAL MONITORING

Project Number: 595396

Lab Number: L2428286

Report Date: 06/07/24

Parameter	Native Sample	MS Added	MS Found	MS %Recovery	Qual	MSD Found	MSD %Recovery	Qual	Recovery Limits	RPD	Qual	RPD Limits
Perfluorinated Alkyl Acids by EPA 1633 - Mansfield Lab Associated sample(s): 02-05,08 QC Batch ID: WG1930180-4 WG1930180-5 QC Sample: L2428286-03 Client ID: MW-7D												
Perfluorobutanoic Acid (PFBA)	13800E	77.6	13600E	**0**	Q	13800E	**0**	Q	40-150	1		30
Perfluoropentanoic Acid (PFPeA)	82.3	38.8	122	102		118	91		40-150	3		30
Perfluorobutanesulfonic Acid (PFBS)	1.10J	17.2	20.4	112		19.3	105		40-150	6		30
1H,1H,2H,2H-Perfluorohexanesulfonic Acid (4:2FTS)	ND	72.7	78.9	109		72.8	99		40-150	8		30
Perfluorohexanoic Acid (PFHxA)	21.9	19.4	43.0	109		42.6	106		40-150	1		30
Perfluoropentanesulfonic Acid (PFPeS)	ND	18.2	20.6	113		20.7	112		40-150	0		30
Perfluoroheptanoic Acid (PFHpA)	7.68	19.4	28.9	109		28.5	106		40-150	1		30
Perfluorohexanesulfonic Acid (PFHxS)	0.585J	17.7	18.2	99		18.7	101		40-150	3		30
Perfluorooctanoic Acid (PFOA)	7.36	19.4	23.2	82		23.6	83		40-150	2		30
1H,1H,2H,2H-Perfluorooctanesulfonic Acid (6:2FTS)	3.28J	73.7	89.8	117		85.4	110		40-150	5		30
Perfluoroheptanesulfonic Acid (PFHpS)	ND	18.5	19.9	108		20.5	110		40-150	3		30
Perfluorononanoic Acid (PFNA)	4.31	19.4	25.6	110		28.0	121		40-150	9		30
Perfluorooctanesulfonic Acid (PFOS)	6.63	18	24.3	98		26.6	110		40-150	9		30
Perfluorodecanoic Acid (PFDA)	ND	19.4	22.3	115		22.0	112		40-150	1		30
1H,1H,2H,2H-Perfluorodecanesulfonic Acid (8:2FTS)	ND	74.5	97.6	131		94.8	126		40-150	3		30
Perfluorononanesulfonic Acid (PFNS)	ND	18.6	19.7	106		22.3	118		40-150	12		30
N-Methyl Perfluorooctanesulfonamidoacetic Acid (NMeFOSAA)	ND	19.4	23.0	119		22.1	113		40-150	4		30
Perfluoroundecanoic Acid (PFUnA)	ND	19.4	24.2	125		23.0	118		40-150	5		30
Perfluorodecanesulfonic Acid (PFDS)	ND	18.7	19.6	105		23.5	124		40-150	18		30
Perfluorooctanesulfonamide (PFOSA)	ND	19.4	23.0	119		21.8	111		40-150	5		30
N-Ethyl Perfluorooctanesulfonamidoacetic Acid (NEtFOSAA)	ND	19.4	22.6	117		24.4	125		40-150	8		30
Perfluorododecanoic Acid (PFDoA)	ND	19.4	22.8	118		23.7	121		40-150	4		30

Matrix Spike Analysis

Batch Quality Control

Project Name: SNPE-VDM ANNUAL MONITORING

Project Number: 595396

Lab Number: L2428286

Report Date: 06/07/24

Parameter	Native Sample	MS Added	MS Found	MS %Recovery	Qual	MSD Found	MSD %Recovery	Qual	Recovery Limits	RPD	Qual	RPD Limits
Perfluorinated Alkyl Acids by EPA 1633 - Mansfield Lab Associated sample(s): 02-05,08 QC Batch ID: WG1930180-4 WG1930180-5 QC Sample: L2428286-03 Client ID: MW-7D												
Perfluorotridecanoic Acid (PFTrDA)	ND	19.4	20.4	105		21.4	109		40-150	5		30
Perfluorotetradecanoic Acid (PFTeDA)	ND	19.4	23.2	120		23.4	120		40-150	1		30
Hexafluoropropylene Oxide Dimer Acid (HFPO-DA)	ND	77.6	83.1	107		82.7	106		40-150	0		30
4,8-Dioxa-3h-Perfluorononanoic Acid (ADONA)	ND	73.3	82.7	113		80.7	109		40-150	2		30
Perfluorododecanesulfonic Acid (PFDoS)	ND	18.8	20.4	108		24.6	130		40-150	19		30
9-Chlorohexadecafluoro-3-Oxanone-1-Sulfonic Acid (9Cl-PF3ONS)	ND	72.5	60.9	84		63.5	87		40-150	4		30
11-Chloroeicosafluoro-3-Oxaundecane-1-Sulfonic Acid (11Cl-PF3OUdS)	ND	73.3	65.0	89		73.0	99		40-150	12		30
N-Methyl Perfluorooctane Sulfonamide (NMeFOSA)	ND	19.4	23.8	123		22.0	112		40-150	8		30
N-Ethyl Perfluorooctane Sulfonamide (NEtFOSA)	ND	19.4	22.5	116		21.5	110		40-150	5		30
N-Methyl Perfluorooctanesulfonamido Ethanol (NMeFOSE)	ND	194	218	112		229	117		40-150	5		30
N-Ethyl Perfluorooctanesulfonamido Ethanol (NEtFOSE)	ND	194	223	115		219	112		40-150	2		30
Perfluoro-3-Methoxypropanoic Acid (PFMPA)	17.9	38.8	62.3	114		62.2	113		40-150	0		30
Perfluoro-4-Methoxybutanoic Acid (PFMBA)	38.8	38.8	80.9	109		78.3	101		40-150	3		30
Perfluoro(2-Ethoxyethane)Sulfonic Acid (PFEESA)	ND	34.5	32.6	94		32.0	92		40-150	2		30
Nonafluoro-3,6-Dioxaheptanoic Acid (NFDHA)	ND	38.8	38.3	99		38.9	99		40-150	2		30
3-Perfluoropropyl Propanoic Acid (3:3FTCA)	ND	97	112	116		112	114		40-150	0		30
2H,2H,3H,3H-Perfluorooctanoic Acid (5:3FTCA)	ND	485	401	83		453	93		40-150	12		30
3-Perfluoroheptyl Propanoic Acid (7:3FTCA)	ND	485	415	86		422	86		40-150	2		30

Matrix Spike Analysis

Batch Quality Control

Project Name: SNPE-VDM ANNUAL MONITORING

Project Number: 595396

Lab Number: L2428286

Report Date: 06/07/24

Parameter	Native Sample	MS Added	MS Found	MS %Recovery	Qual	MSD Found	MSD %Recovery	Qual	Recovery Limits	RPD	Qual	RPD Limits
Perfluorinated Alkyl Acids by EPA 1633 - Mansfield Lab Associated sample(s): 02-05,08 QC Batch ID: WG1930180-4 WG1930180-5 QC Sample: L2428286-03 Client ID: MW-7D												

Surrogate	MS % Recovery	MS Qualifier	MSD % Recovery	MSD Qualifier	Acceptance Criteria
1H,1H,2H,2H-Perfluoro-1-[1,2-13C2]Decanesulfonic Acid (13C2-8:2FTS)	72		67		20-150
1H,1H,2H,2H-Perfluoro-1-[1,2-13C2]Hexanesulfonic Acid (13C2-4:2FTS)	**183**	Q	**161**	Q	20-150
1H,1H,2H,2H-Perfluoro-1-[1,2-13C2]Octanesulfonic Acid (13C2-6:2FTS)	78		70		20-150
N-Ethyl-d5-Perfluoro-1-Octanesulfonamide (D5-NEtFOSA)	60		66		20-150
N-Ethyl-d5-perfluoro-1-octanesulfonamidoacetic Acid (D5-NEtFOSAA)	72		70		20-150
N-Ethyl-d9-Perfluorooctanesulfonamidoethanol (D9-NEtFOSE)	58		68		20-150
N-Methyl-d3-Perfluoro-1-Octanesulfonamide (D3-NMeFOSA)	57		60		20-150
N-Methyl-d3-perfluoro-1-octanesulfonamidoacetic Acid (D3-NMeFOSAA)	74		67		20-150
N-Methyl-d7-Perfluorooctanesulfonamidoethanol (D7-NMeFOSE)	54		54		20-150
Perfluoro-1-[1,2,3-13C3]Hexanesulfonic Acid (13C3-PFHxS)	75		64		20-150
Perfluoro-1-[13C8]Octanesulfonamide (13C8-PFOSA)	59		55		20-150
Perfluoro-1-[13C8]Octanesulfonic Acid (13C8-PFOS)	67		56		20-150
Perfluoro-1-[2,3,4-13C3]Butanesulfonic Acid (13C3-PFBS)	82		71		20-150
Perfluoro-n-[1,2,3,4,5,6,7-13C7]Undecanoic Acid (13C7-PFUnA)	52		46		20-150
Perfluoro-n-[1,2,3,4,5,6-13C6]Decanoic Acid (13C6-PFDA)	57		50		20-150
Perfluoro-n-[1,2,3,4,6-13C5]Hexanoic Acid (13C5-PFHxA)	83		70		20-150
Perfluoro-n-[1,2,3,4-13C4]Heptanoic Acid (13C4-PFHpA)	69		61		20-150
Perfluoro-n-[1,2-13C2]Dodecanoic Acid (13C2-PFDoA)	56		48		20-150
Perfluoro-n-[1,2-13C2]Tetradecanoic Acid (13C2-PFTeDA)	50		47		20-150
Perfluoro-n-[13C4]Butanoic Acid (13C4-PFBA)	78		69		20-150
Perfluoro-n-[13C5]Pentanoic Acid (13C5-PFPeA)	76		65		20-150
Perfluoro-n-[13C8]Octanoic Acid (13C8-PFOA)	95		79		20-150
Perfluoro-n-[13C9]Nonanoic Acid (13C9-PFNA)	69		52		20-150

Matrix Spike Analysis

Batch Quality Control

Project Name: SNPE-VDM ANNUAL MONITORING

Project Number: 595396

Lab Number: L2428286

Report Date: 06/07/24

Parameter	Native Sample	MS Added	MS Found	MS %Recovery	Qual	MSD Found	MSD %Recovery	Qual	Recovery Limits	RPD	Qual	RPD Limits
Perfluorinated Alkyl Acids by EPA 1633 - Mansfield Lab Associated sample(s): 02-05,08 QC Batch ID: WG1930180-4 WG1930180-5 QC Sample: L2428286-03 Client ID: MW-7D												

Surrogate	MS % Recovery	Qualifier	MSD % Recovery	Qualifier	Acceptance Criteria
Tetrafluoro-2-heptafluoropropoxy-[13C3]-propanoic acid (13C3-HFPO-DA)	67		56		20-150

Parameter	Native Sample	MS Added	MS Found	MS %Recovery	Qual	MSD Found	MSD %Recovery	Qual	Recovery Limits	RPD	Qual	RPD Limits
Perfluorinated Alkyl Acids by EPA 1633 - Mansfield Lab Associated sample(s): 03,08 QC Batch ID: WG1930804-4 WG1930804-5 QC Sample: L2428286-03 Client ID: MW-7D												
Perfluorobutanoic Acid (PFBA)	15600	4000	19300	92		19700	103		40-150	2		30

Surrogate	MS % Recovery	Qualifier	MSD % Recovery	Qualifier	Acceptance Criteria
Perfluoro-n-[13C4]Butanoic Acid (13C4-PFBA)	90		87		20-150

Project Name: SNPE-VDM ANNUAL MONITORING
Project Number: 595396

Lab Number: L2428286
Report Date: 06/07/24

Sample Receipt and Container Information

Were project specific reporting limits specified? YES

Cooler Information

Cooler	Custody Seal
A	Absent
B	Absent

Container Information

Container ID	Container Type	Cooler	Initial pH	Final pH	Temp deg C	Pres	Seal	Frozen Date/Time	Analysis(*)
L2428286-01A	Vial HCl preserved	A	NA		2.6	Y	Absent		NYTCL-8260-R2(14)
L2428286-01B	Vial HCl preserved	A	NA		2.6	Y	Absent		NYTCL-8260-R2(14)
L2428286-01C	Vial HCl preserved	A	NA		2.6	Y	Absent		NYTCL-8260-R2(14)
L2428286-01D	Amber 100ml unpreserved	A	7	7	2.6	Y	Absent		NYTCL-8270-RVT(7),NYTCL-8270-SIM-RVT(7)
L2428286-01E	Amber 100ml unpreserved	A	7	7	2.6	Y	Absent		NYTCL-8270-RVT(7),NYTCL-8270-SIM-RVT(7)
L2428286-02A	Vial HCl preserved	A	NA		2.6	Y	Absent		NYTCL-8260-R2(14)
L2428286-02B	Vial HCl preserved	A	NA		2.6	Y	Absent		NYTCL-8260-R2(14)
L2428286-02C	Vial HCl preserved	A	NA		2.6	Y	Absent		NYTCL-8260-R2(14)
L2428286-02D	Amber 100ml unpreserved	A	7	7	2.6	Y	Absent		NYTCL-8270-RVT(7),NYTCL-8270-SIM-RVT(7)
L2428286-02E	Amber 100ml unpreserved	A	7	7	2.6	Y	Absent		NYTCL-8270-RVT(7),NYTCL-8270-SIM-RVT(7)
L2428286-02F	Amber 250ml unpreserved	A	7	7	2.6	Y	Absent		A2-1,4-DIOXANE-SIM(7)
L2428286-02G	Amber 250ml unpreserved	A	7	7	2.6	Y	Absent		A2-1,4-DIOXANE-SIM(7)
L2428286-02H	Plastic 500ml unpreserved	A	NA		2.6	Y	Absent		A2-1633-DRAFT(28)
L2428286-02I	Plastic 500ml unpreserved	A	NA		2.6	Y	Absent		A2-1633-DRAFT(28)
L2428286-02J	Plastic 500ml unpreserved	A	NA		2.6	Y	Absent		A2-1633-DRAFT(28)
L2428286-03A	Vial HCl preserved	A	NA		2.6	Y	Absent		NYTCL-8260-R2(14)
L2428286-03B	Vial HCl preserved	A	NA		2.6	Y	Absent		NYTCL-8260-R2(14)
L2428286-03C	Vial HCl preserved	A	NA		2.6	Y	Absent		NYTCL-8260-R2(14)
L2428286-03D	Amber 100ml unpreserved	A	7	7	2.6	Y	Absent		NYTCL-8270-RVT(7),NYTCL-8270-SIM-RVT(7)
L2428286-03E	Amber 100ml unpreserved	A	7	7	2.6	Y	Absent		NYTCL-8270-RVT(7),NYTCL-8270-SIM-RVT(7)

*Values in parentheses indicate holding time in days

Project Name: SNPE-VDM ANNUAL MONITORING
Project Number: 595396

Lab Number: L2428286
Report Date: 06/07/24

Container Information

Container ID	Container Type	Cooler	Initial pH	Final pH	Temp deg C	Pres	Seal	Frozen Date/Time	Analysis(*)
L2428286-03F	Amber 250ml unpreserved	A	7	7	2.6	Y	Absent		A2-1,4-DIOXANE-SIM(7)
L2428286-03F1	Amber 250ml unpreserved	A	7	7	2.6	Y	Absent		A2-1,4-DIOXANE-SIM(7)
L2428286-03F2	Amber 250ml unpreserved	A	7	7	2.6	Y	Absent		A2-1,4-DIOXANE-SIM(7)
L2428286-03G	Amber 250ml unpreserved	A	7	7	2.6	Y	Absent		A2-1,4-DIOXANE-SIM(7)
L2428286-03G1	Amber 250ml unpreserved	A	7	7	2.6	Y	Absent		A2-1,4-DIOXANE-SIM(7)
L2428286-03G2	Amber 250ml unpreserved	A	7	7	2.6	Y	Absent		A2-1,4-DIOXANE-SIM(7)
L2428286-03H	Plastic 500ml unpreserved	A	NA		2.6	Y	Absent		A2-1633-DRAFT(28)
L2428286-03H1	Plastic 500ml unpreserved	A	NA		2.6	Y	Absent		A2-1633-DRAFT(28)
L2428286-03H2	Plastic 500ml unpreserved	A	NA		2.6	Y	Absent		A2-1633-DRAFT(28)
L2428286-03I	Plastic 500ml unpreserved	A	NA		2.6	Y	Absent		A2-1633-DRAFT(28)
L2428286-03I1	Plastic 500ml unpreserved	A	NA		2.6	Y	Absent		A2-1633-DRAFT(28)
L2428286-03I2	Plastic 500ml unpreserved	A	NA		2.6	Y	Absent		A2-1633-DRAFT(28)
L2428286-03J	Plastic 500ml unpreserved	A	NA		2.6	Y	Absent		A2-1633-DRAFT(28)
L2428286-03J1	Plastic 500ml unpreserved	A	NA		2.6	Y	Absent		A2-1633-DRAFT(28)
L2428286-03J2	Plastic 500ml unpreserved	A	NA		2.6	Y	Absent		A2-1633-DRAFT(28)
L2428286-04A	Vial HCl preserved	B	NA		2.5	Y	Absent		NYTCL-8260-R2(14)
L2428286-04B	Vial HCl preserved	B	NA		2.5	Y	Absent		NYTCL-8260-R2(14)
L2428286-04C	Vial HCl preserved	B	NA		2.5	Y	Absent		NYTCL-8260-R2(14)
L2428286-04D	Amber 100ml unpreserved	B	7	7	2.5	Y	Absent		NYTCL-8270-RVT(7),NYTCL-8270-SIM-RVT(7)
L2428286-04E	Amber 100ml unpreserved	B	7	7	2.5	Y	Absent		NYTCL-8270-RVT(7),NYTCL-8270-SIM-RVT(7)
L2428286-04F	Amber 250ml unpreserved	B	7	7	2.5	Y	Absent		A2-1,4-DIOXANE-SIM(7)
L2428286-04G	Amber 250ml unpreserved	B	7	7	2.5	Y	Absent		A2-1,4-DIOXANE-SIM(7)
L2428286-04H	Plastic 500ml unpreserved	B	NA		2.5	Y	Absent		A2-1633-DRAFT(28)
L2428286-04I	Plastic 500ml unpreserved	B	NA		2.5	Y	Absent		A2-1633-DRAFT(28)
L2428286-04J	Plastic 500ml unpreserved	B	NA		2.5	Y	Absent		A2-1633-DRAFT(28)
L2428286-05A	Vial HCl preserved	B	NA		2.5	Y	Absent		NYTCL-8260-R2(14)
L2428286-05B	Vial HCl preserved	B	NA		2.5	Y	Absent		NYTCL-8260-R2(14)
L2428286-05C	Vial HCl preserved	B	NA		2.5	Y	Absent		NYTCL-8260-R2(14)

*Values in parentheses indicate holding time in days

Project Name: SNPE-VDM ANNUAL MONITORING
Project Number: 595396

Lab Number: L2428286
Report Date: 06/07/24

Container Information

Container ID	Container Type	Cooler	Initial pH	Final pH	Temp deg C	Pres	Seal	Frozen Date/Time	Analysis(*)
L2428286-05D	Amber 100ml unpreserved	B	12	12	2.5	Y	Absent		NYTCL-8270-RVT(7),NYTCL-8270-SIM-RVT(7)
L2428286-05E	Amber 100ml unpreserved	B	12	12	2.5	Y	Absent		NYTCL-8270-RVT(7),NYTCL-8270-SIM-RVT(7)
L2428286-05F	Amber 250ml unpreserved	B	12	12	2.5	Y	Absent		A2-1,4-DIOXANE-SIM(7)
L2428286-05G	Amber 250ml unpreserved	A	12	12	2.6	Y	Absent		A2-1,4-DIOXANE-SIM(7)
L2428286-05H	Plastic 500ml unpreserved	B	NA		2.5	Y	Absent		A2-1633-DRAFT(28)
L2428286-05I	Plastic 500ml unpreserved	B	NA		2.5	Y	Absent		A2-1633-DRAFT(28)
L2428286-05J	Plastic 500ml unpreserved	B	NA		2.5	Y	Absent		A2-1633-DRAFT(28)
L2428286-06A	Vial HCl preserved	B	NA		2.5	Y	Absent		NYTCL-8260-R2(14)
L2428286-06B	Vial HCl preserved	B	NA		2.5	Y	Absent		NYTCL-8260-R2(14)
L2428286-06C	Vial HCl preserved	B	NA		2.5	Y	Absent		NYTCL-8260-R2(14)
L2428286-06D	Amber 100ml unpreserved	B	7	7	2.5	Y	Absent		NYTCL-8270-RVT(7),NYTCL-8270-SIM-RVT(7)
L2428286-06E	Amber 100ml unpreserved	B	7	7	2.5	Y	Absent		NYTCL-8270-RVT(7),NYTCL-8270-SIM-RVT(7)
L2428286-07A	Vial HCl preserved	B	NA		2.5	Y	Absent		NYTCL-8260-R2(14)
L2428286-07B	Vial HCl preserved	B	NA		2.5	Y	Absent		NYTCL-8260-R2(14)
L2428286-07C	Vial HCl preserved	B	NA		2.5	Y	Absent		NYTCL-8260-R2(14)
L2428286-07D	Vial HCl preserved	B	NA		2.5	Y	Absent		NYTCL-8260-R2(14)
L2428286-08A	Plastic 500ml unpreserved	B	NA		2.5	Y	Absent		A2-1633-DRAFT(28)
L2428286-08B	Plastic 500ml unpreserved	B	NA		2.5	Y	Absent		A2-1633-DRAFT(28)
L2428286-08C	Plastic 500ml unpreserved	B	NA		2.5	Y	Absent		A2-1633-DRAFT(28)
L2428286-09A	Vial HCl preserved	B	NA		2.5	Y	Absent		NYTCL-8260-R2(14)
L2428286-09B	Vial HCl preserved	B	NA		2.5	Y	Absent		NYTCL-8260-R2(14)
L2428286-09C	Vial HCl preserved	B	NA		2.5	Y	Absent		NYTCL-8260-R2(14)
L2428286-09D	Amber 100ml unpreserved	B	7	7	2.5	Y	Absent		NYTCL-8270-RVT(7),NYTCL-8270-SIM-RVT(7)
L2428286-09E	Amber 100ml unpreserved	B	7	7	2.5	Y	Absent		NYTCL-8270-RVT(7),NYTCL-8270-SIM-RVT(7)

*Values in parentheses indicate holding time in days

Project Name: SNPE-VDM ANNUAL MONITORING
Project Number: 595396

Lab Number: L2428286
Report Date: 06/07/24

PFAS PARAMETER SUMMARY

Parameter	Acronym	CAS Number
PERFLUOROALKYL CARBOXYLIC ACIDS (PFCAs)		
Perfluorooctadecanoic Acid	PFODA	16517-11-6
Perfluorohexadecanoic Acid	PFHxDA	67905-19-5
Perfluorotetradecanoic Acid	PFTA/PFTeDA	376-06-7
Perfluorotridecanoic Acid	PFTrDA	72629-94-8
Perfluorododecanoic Acid	PFDoA	307-55-1
Perfluoroundecanoic Acid	PFUnA	2058-94-8
Perfluorodecanoic Acid	PFDA	335-76-2
Perfluorononanoic Acid	PFNA	375-95-1
Perfluorooctanoic Acid	PFOA	335-67-1
Perfluoroheptanoic Acid	PFHpA	375-85-9
Perfluorohexanoic Acid	PFHxA	307-24-4
Perfluoropentanoic Acid	PFPeA	2706-90-3
Perfluorobutanoic Acid	PFBA	375-22-4
PERFLUOROALKYL SULFONIC ACIDS (PFSAs)		
Perfluorododecanesulfonic Acid	PFDoDS/PFDoS	79780-39-5
Perfluorodecanesulfonic Acid	PFDS	335-77-3
Perfluorononanesulfonic Acid	PFNS	68259-12-1
Perfluorooctanesulfonic Acid	PFOS	1763-23-1
Perfluoroheptanesulfonic Acid	PFHpS	375-92-8
Perfluorohexanesulfonic Acid	PFHxS	355-46-4
Perfluoropentanesulfonic Acid	PFPeS	2706-91-4
Perfluorobutanesulfonic Acid	PFBS	375-73-5
Perfluoropropanesulfonic Acid	PFPrS	423-41-6
FLUOROTELOMERS		
1H,1H,2H,2H-Perfluorododecanesulfonic Acid	10:2FTS	120226-60-0
1H,1H,2H,2H-Perfluorodecanesulfonic Acid	8:2FTS	39108-34-4
1H,1H,2H,2H-Perfluorooctanesulfonic Acid	6:2FTS	27619-97-2
1H,1H,2H,2H-Perfluorohexanesulfonic Acid	4:2FTS	757124-72-4
PERFLUOROALKANE SULFONAMIDES (FASAs)		
Perfluorooctanesulfonamide	FOSA/PFOSA	754-91-6
N-Ethyl Perfluorooctane Sulfonamide	NEtFOSA	4151-50-2
N-Methyl Perfluorooctane Sulfonamide	NMeFOSA	31506-32-8
PERFLUOROALKANE SULFONYL SUBSTANCES		
N-Ethyl Perfluorooctanesulfonamido Ethanol	NEtFOSE	1691-99-2
N-Methyl Perfluorooctanesulfonamido Ethanol	NMeFOSE	24448-09-7
N-Ethyl Perfluorooctanesulfonamidoacetic Acid	NEtFOSAA	2991-50-6
N-Methyl Perfluorooctanesulfonamidoacetic Acid	NMeFOSAA	2355-31-9
PER- and POLYFLUOROALKYL ETHER CARBOXYLIC ACIDS		
2,3,3,3-Tetrafluoro-2-[1,1,2,2,3,3,3-Heptafluoropropoxy]-Propanoic Acid	HFPO-DA	13252-13-6
4,8-Dioxa-3h-Perfluorononanoic Acid	ADONA	919005-14-4
CHLORO-PERFLUOROALKYL SULFONIC ACIDS		
11-Chloroeicosafluoro-3-Oxaundecane-1-Sulfonic Acid	11Cl-PF3OUdS	763051-92-9
9-Chlorohexadecafluoro-3-Oxanone-1-Sulfonic Acid	9Cl-PF3ONS	756426-58-1
PERFLUOROETHER SULFONIC ACIDS (PFESAs)		
Perfluoro(2-Ethoxyethane)Sulfonic Acid	PFEESA	113507-82-7
PERFLUOROETHER/POLYETHER CARBOXYLIC ACIDS (PFPCAs)		
Perfluoro-3-Methoxypropanoic Acid	PFMPA	377-73-1
Perfluoro-4-Methoxybutanoic Acid	PFMBA	863090-89-5
Nonafluoro-3,6-Dioxaheptanoic Acid	NFDHA	151772-58-6

Project Name: SNPE-VDM ANNUAL MONITORING
Project Number: 595396

Lab Number: L2428286
Report Date: 06/07/24

PFAS PARAMETER SUMMARY

Parameter	Acronym	CAS Number
FLUOROTELOMER CARBOXYLIC ACIDS (FTCAs)		
3-Perfluoroheptyl Propanoic Acid	7:3FTCA	812-70-4
2H,2H,3H,3H-Perfluorooctanoic Acid	5:3FTCA	914637-49-3
3-Perfluoropropyl Propanoic Acid	3:3FTCA	356-02-5

Project Name:	SNPE-VDM ANNUAL MONITORING	**Lab Number:**	L2428286
Project Number:	595396	**Report Date:**	06/07/24

GLOSSARY

Acronyms

DL	- Detection Limit: This value represents the level to which target analyte concentrations are reported as estimated values, when those target analyte concentrations are quantified below the limit of quantitation (LOQ). The DL includes any adjustments from dilutions, concentrations or moisture content, where applicable. (DoD report formats only.)
EDL	- Estimated Detection Limit: This value represents the level to which target analyte concentrations are reported as estimated values, when those target analyte concentrations are quantified below the reporting limit (RL). The EDL includes any adjustments from dilutions, concentrations or moisture content, where applicable. The use of EDLs is specific to the analysis of PAHs using Solid-Phase Microextraction (SPME).
EMPC	- Estimated Maximum Possible Concentration: The concentration that results from the signal present at the retention time of an analyte when the ions meet all of the identification criteria except the ion abundance ratio criteria. An EMPC is a worst-case estimate of the concentration.
EPA	- Environmental Protection Agency.
LCS	- Laboratory Control Sample: A sample matrix, free from the analytes of interest, spiked with verified known amounts of analytes or a material containing known and verified amounts of analytes.
LCSD	- Laboratory Control Sample Duplicate: Refer to LCS.
LFB	- Laboratory Fortified Blank: A sample matrix, free from the analytes of interest, spiked with verified known amounts of analytes or a material containing known and verified amounts of analytes.
LOD	- Limit of Detection: This value represents the level to which a target analyte can reliably be detected for a specific analyte in a specific matrix by a specific method. The LOD includes any adjustments from dilutions, concentrations or moisture content, where applicable. (DoD report formats only.)
LOQ	- Limit of Quantitation: The value at which an instrument can accurately measure an analyte at a specific concentration. The LOQ includes any adjustments from dilutions, concentrations or moisture content, where applicable. (DoD report formats only.) Limit of Quantitation: The value at which an instrument can accurately measure an analyte at a specific concentration. The LOQ includes any adjustments from dilutions, concentrations or moisture content, where applicable. (DoD report formats only.)
MDL	- Method Detection Limit: This value represents the level to which target analyte concentrations are reported as estimated values, when those target analyte concentrations are quantified below the reporting limit (RL). The MDL includes any adjustments from dilutions, concentrations or moisture content, where applicable.
MS	- Matrix Spike Sample: A sample prepared by adding a known mass of target analyte to a specified amount of matrix sample for which an independent estimate of target analyte concentration is available. For Method 332.0, the spike recovery is calculated using the native concentration, including estimated values.
MSD	- Matrix Spike Sample Duplicate: Refer to MS.
NA	- Not Applicable.
NC	- Not Calculated: Term is utilized when one or more of the results utilized in the calculation are non-detect at the parameter's reporting unit.
NDPA/DPA	- N-Nitrosodiphenylamine/Diphenylamine.
NI	- Not Ignitable.
NP	- Non-Plastic: Term is utilized for the analysis of Atterberg Limits in soil.
NR	- No Results: Term is utilized when 'No Target Compounds Requested' is reported for the analysis of Volatile or Semivolatile Organic TIC only requests.
RL	- Reporting Limit: The value at which an instrument can accurately measure an analyte at a specific concentration. The RL includes any adjustments from dilutions, concentrations or moisture content, where applicable.
RPD	- Relative Percent Difference: The results from matrix and/or matrix spike duplicates are primarily designed to assess the precision of analytical results in a given matrix and are expressed as relative percent difference (RPD). Values which are less than five times the reporting limit for any individual parameter are evaluated by utilizing the absolute difference between the values; although the RPD value will be provided in the report.
SRM	- Standard Reference Material: A reference sample of a known or certified value that is of the same or similar matrix as the associated field samples.
STLP	- Semi-dynamic Tank Leaching Procedure per EPA Method 1315.
TEF	- Toxic Equivalency Factors: The values assigned to each dioxin and furan to evaluate their toxicity relative to 2,3,7,8-TCDD.
TEQ	- Toxic Equivalent: The measure of a sample's toxicity derived by multiplying each dioxin and furan by its corresponding TEF and then summing the resulting values.
TIC	- Tentatively Identified Compound: A compound that has been identified to be present and is not part of the target compound list (TCL) for the method and/or program. All TICs are qualitatively identified and reported as estimated concentrations.

Report Format: DU Report with 'J' Qualifiers

Project Name:	SNPE-VDM ANNUAL MONITORING	**Lab Number:**	L2428286
Project Number:	595396	**Report Date:**	06/07/24

Footnotes

1 - The reference for this analyte should be considered modified since this analyte is absent from the target analyte list of the original method.

Terms

Analytical Method: Both the document from which the method originates and the analytical reference method. (Example: EPA 8260B is shown as 1,8260B.) The codes for the reference method documents are provided in the References section of the Addendum.

Chlordane: The target compound Chlordane (CAS No. 57-74-9) is reported for GC ECD analyses. Per EPA,this compound "refers to a mixture of chlordane isomers, other chlorinated hydrocarbons and numerous other components." (Reference: USEPA Toxicological Review of Chlordane, In Support of Summary Information on the Integrated Risk Information System (IRIS), December 1997.)

Difference: With respect to Total Oxidizable Precursor (TOP) Assay analysis, the difference is defined as the Post-Treatment value minus the Pre-Treatment value.

Final pH: As it pertains to Sample Receipt & Container Information section of the report, Final pH reflects pH of container determined after adjustment at the laboratory, if applicable. If no adjustment required, value reflects Initial pH.

Frozen Date/Time: With respect to Volatile Organics in soil, Frozen Date/Time reflects the date/time at which associated Reagent Water-preserved vials were initially frozen. Note: If frozen date/time is beyond 48 hours from sample collection, value will be reflected in 'bold'.

Gasoline Range Organics (GRO): Gasoline Range Organics (GRO) results include all chromatographic peaks eluting from Methyl tert butyl ether through Naphthalene, with the exception of GRO analysis in support of State of Ohio programs, which includes all chromatographic peaks eluting from Hexane through Dodecane.

Initial pH: As it pertains to Sample Receipt & Container Information section of the report, Initial pH reflects pH of container determined upon receipt, if applicable.

PAH Total: With respect to Alkylated PAH analyses, the 'PAHs, Total' result is defined as the summation of results for all or a subset of the following compounds: Naphthalene, C1-C4 Naphthalenes, 2-Methylnaphthalene, 1-Methylnaphthalene, Biphenyl, Acenaphthylene, Acenaphthene, Fluorene, C1-C3 Fluorenes, Phenanthrene, C1-C4 Phenanthrenes/Anthracenes, Anthracene, Fluoranthene, Pyrene, C1-C4 Fluoranthenes/Pyrenes, Benz(a)anthracene, Chrysene, C1-C4 Chrysenes, Benzo(b)fluoranthene, Benzo(j)+(k)fluoranthene, Benzo(e)pyrene, Benzo(a)pyrene, Perylene, Indeno(1,2,3-cd)pyrene, Dibenz(ah)+(ac)anthracene, Benzo(g,h,i)perylene. If a 'Total' result is requested, the results of its individual components will also be reported.

PFAS Total: With respect to PFAS analyses, the 'PFAS, Total (5)' result is defined as the summation of results for: PFHpA, PFHxS, PFOA, PFNA and PFOS. In addition, the 'PFAS, Total (6)' result is defined as the summation of results for: PFHpA, PFHxS, PFOA, PFNA, PFDA and PFOS. For MassDEP DW compliance analysis only, the 'PFAS, Total (6)' result is defined as the summation of results at or above the RL. Note: If a 'Total' result is requested, the results of its individual components will also be reported.

Total: With respect to Organic analyses, a 'Total' result is defined as the summation of results for individual isomers or Aroclors. If a 'Total' result is requested, the results of its individual components will also be reported. This is applicable to 'Total' results for methods 8260, 8081 and 8082.

Data Qualifiers

A - Spectra identified as "Aldol Condensates" are byproducts of the extraction/concentration procedures when acetone is introduced in the process.

B - The analyte was detected above the reporting limit in the associated method blank. Flag only applies to associated field samples that have detectable concentrations of the analyte at less than ten times (10x) the concentration found in the blank. For MCP-related projects, flag only applies to associated field samples that have detectable concentrations of the analyte at less than ten times (10x) the concentration found in the blank. For DOD-related projects, flag only applies to associated field samples that have detectable concentrations of the analyte at less than ten times (10x) the concentration found in the blank AND the analyte was detected above one-half the reporting limit (or above the reporting limit for common lab contaminants) in the associated method blank. For NJ-Air-related projects, flag only applies to associated field samples that have detectable concentrations of the analyte above the reporting limit. For NJ-related projects (excluding Air), flag only applies to associated field samples that have detectable concentrations of the analyte, which was detected above the reporting limit in the associated method blank or above five times the reporting limit for common lab contaminants (Phthalates, Acetone, Methylene Chloride, 2-Butanone).

C - Co-elution: The target analyte co-elutes with a known lab standard (i.e. surrogate, internal standards, etc.) for co-extracted analyses.

D - Concentration of analyte was quantified from diluted analysis. Flag only applies to field samples that have detectable concentrations of the analyte.

E - Concentration of analyte exceeds the range of the calibration curve and/or linear range of the instrument.

F - The ratio of quantifier ion response to qualifier ion response falls outside of the laboratory criteria. Results are considered to be an estimated maximum concentration.

G - The concentration may be biased high due to matrix interferences (i.e, co-elution) with non-target compound(s). The result should be considered estimated.

H - The analysis of pH was performed beyond the regulatory-required holding time of 15 minutes from the time of sample collection.

I - The lower value for the two columns has been reported due to obvious interference.

J - Estimated value. The Target analyte concentration is below the quantitation limit (RL), but above the Method Detection Limit (MDL) or Estimated Detection Limit (EDL) for SPME-related analyses. This represents an estimated concentration for Tentatively

Report Format: DU Report with 'J' Qualifiers

Project Name:	SNPE-VDM ANNUAL MONITORING	**Lab Number:**	L2428286
Project Number:	595396	**Report Date:**	06/07/24

Data Qualifiers

Identified Compounds (TICs). For calculated parameters, this represents that one or more values used in the calculation were estimated.

M - Reporting Limit (RL) exceeds the MCP CAM Reporting Limit for this analyte.

ND - Not detected at the method detection limit (MDL) for the sample, or estimated detection limit (EDL) for SPME-related analyses.

NJ - Presumptive evidence of compound. This represents an estimated concentration for Tentatively Identified Compounds (TICs), where the identification is based on a mass spectral library search.

P - The RPD between the results for the two columns exceeds the method-specified criteria.

Q - The quality control sample exceeds the associated acceptance criteria. For DOD-related projects, LCS and/or Continuing Calibration Standard exceedences are also qualified on all associated sample results. Note: This flag is not applicable for matrix spike recoveries when the sample concentration is greater than 4x the spike added or for batch duplicate RPD when the sample concentrations are less than 5x the RL. (Metals only.)

R - Analytical results are from sample re-analysis.

RE - Analytical results are from sample re-extraction.

S - Analytical results are from modified screening analysis.

V - The surrogate associated with this target analyte has a recovery outside the QC acceptance limits. (Applicable to MassDEP DW Compliance samples only.)

Z - The batch matrix spike and/or duplicate associated with this target analyte has a recovery/RPD outside the QC acceptance limits. (Applicable to MassDEP DW Compliance samples only.)

Project Name:	SNPE-VDM ANNUAL MONITORING	**Lab Number:**	L2428286
Project Number:	595396	**Report Date:**	06/07/24

REFERENCES

1 Test Methods for Evaluating Solid Waste: Physical/Chemical Methods. EPA SW-846. Third Edition. Updates I - VI, 2018.

144 Analysis of Per- and Polyfluoroalkyl Substances (PFAS) in Aqueous, Solid, Biosolids, and Tissue Samples by LC-MS/MS. Draft EPA Method 1633, EPA Document 821-D-22-001, June 2022.

LIMITATION OF LIABILITIES

Alpha Analytical performs services with reasonable care and diligence normal to the analytical testing laboratory industry. In the event of an error, the sole and exclusive responsibility of Alpha Analytical shall be to re-perform the work at it's own expense. In no event shall Alpha Analytical be held liable for any incidental, consequential or special damages, including but not limited to, damages in any way connected with the use of, interpretation of, information or analysis provided by Alpha Analytical.

We strongly urge our clients to comply with EPA protocol regarding sample volume, preservation, cooling, containers, sampling procedures, holding time and splitting of samples in the field.

Certification Information

The following analytes are not included in our Primary NELAP Scope of Accreditation:

Westborough Facility
EPA 624.1: m/p-xylene, o-xylene, Naphthalene
EPA 625.1: alpha-Terpineol
EPA 8260D: NPW: 1,2,4,5-Tetramethylbenzene; 4-Ethyltoluene; SCM: Iodomethane (methyl iodide), 1,2,4,5-Tetramethylbenzene; 4-Ethyltoluene.
EPA 8270E: NPW: Dimethylnaphthalene,1,4-Diphenylhydrazine, alpha-Terpineol, Azobenzene; SCM: Dimethylnaphthalene,1,4-Diphenylhydrazine.
SM4500: NPW: Amenable Cyanide; SCM: Total Phosphorus, TKN, NO2, NO3.

Mansfield Facility
SM 2540D: TSS.
EPA TO-15: Halothane, 2,4,4-Trimethyl-2-pentene, 2,4,4-Trimethyl-1-pentene, Thiophene, 2-Methylthiophene, 3-Methylthiophene, 2-Ethylthiophene, 1,2,3-Trimethylbenzene, Indan, Indene, 1,2,4,5-Tetramethylbenzene, Benzothiophene, 1-Methylnaphthalene.
Nonpotable Water: EPA RSK-175 Dissolved Gases
Biological Tissue Matrix: EPA 3050B

The following analytes are included in our Massachusetts DEP Scope of Accreditation

Westborough Facility:

Drinking Water
EPA 300.0: Chloride, Nitrate-N, Fluoride, Sulfate; **EPA 353.2**: Nitrate-N, Nitrite-N; **SM4500NO3-F**: Nitrate-N, Nitrite-N; **SM4500F-C, SM4500CN-CE, EPA 180.1, SM2130B, SM4500Cl-D, SM2320B, SM2540C, SM4500H-B, SM4500NO2-B**
EPA 524.2: THMs and VOCs; **EPA 504.1:** EDB, DBCP.
Microbiology: **SM9215B; SM9223-P/A, SM9223B-Colilert-QT,SM9222D**.

Non-Potable Water
SM4500H,B, EPA 120.1, SM2510B, SM2540C, SM2320B, SM4500CL-E, SM4500F-BC, SM4500NH3-BH: Ammonia-N and Kjeldahl-N, **EPA 350.1**: Ammonia-N, **LACHAT 10-107-06-1-B**: Ammonia-N, **EPA 351.1, SM4500NO3-F, EPA 353.2**: Nitrate-N**, SM4500P-E, SM4500P-B, E, SM4500SO4-E, SM5220D, EPA 410.4, SM5210B, SM5310C, SM4500CL-D, EPA 1664, EPA 420.1, SM4500-CN-CE, SM2540D, EPA 300: Chloride, Sulfate, Nitrate.**
EPA 624.1: Volatile Halocarbons & Aromatics,
EPA 608.3: Chlordane, Toxaphene, Aldrin, alpha-BHC, beta-BHC, gamma-BHC, delta-BHC, Dieldrin, DDD, DDE, DDT, Endosulfan I, Endosulfan II, Endosulfan sulfate, Endrin, Endrin Aldehyde, Heptachlor, Heptachlor Epoxide, PCBs
EPA 625.1: SVOC (Acid/Base/Neutral Extractables).
Microbiology: **SM9223B-Colilert-QT; Enterolert-QT, EPA 1600, EPA 1603, SM9222D.**

Mansfield Facility:

Drinking Water
EPA 200.7: Al, Ba, Cd, Cr, Cu, Fe, Mn, Ni, Na, Ag, Ca, Zn. **EPA 200.8:** Al, Sb, As, Ba, Be, Cd, Cr, Cu, Pb, Mn, Ni, Se, Ag, TL, Zn. **EPA 245.1** Hg.
EPA 522, EPA 537.1.

Non-Potable Water
EPA 200.7: Al, Sb, As, Be, Cd, Ca, Cr, Co, Cu, Fe, Pb, Mg, Mn, Mo, Ni, K, Se, Ag, Na, Sr, TL, Ti, V, Zn.
EPA 200.8: Al, Sb**,** As, Be, Cd, Cr, Cu, Fe, Pb, Mn, Ni, K, Se, Ag, Na, TL, Zn.
EPA 245.1 Hg.
SM2340B

For a complete listing of analytes and methods, please contact your Alpha Project Manager.

ALPHA

NEW YORK CHAIN OF CUSTODY

Westborough, MA 01581
8 Walkup Dr.
TEL: 508-898-9220
FAX: 508-898-9193

Mansfield, MA 02048
320 Forbes Blvd
TEL: 508-822-9300
FAX: 508-822-3288

Service Centers
Mahwah, NJ 07430: 35 Whitney Rd, Suite 5
Albany, NY 12205: 14 Walker Way
Tonawanda, NY 14150: 275 Cooper Ave, Suite 105

Page 1 of 1

Date Rec'd in Lab: 5/22/24 ~~5/23/24~~

ALPHA Job #: L2428286

Client Information
Client: TRC Environmental
Address: 1090 Seneca Street, Suite 280
West Seneca NY 14224
Phone: 716-336-5544
Fax:
Email: LCAPPELLANO@TRCCOMPANIES

Project Information
Project Name: SNPE - VDM Annual Monitoring
Project Location: Lockport, NY
Project #: 595396
(Use Project name as Project #) ☐
Project Manager: Bryan Hann
ALPHAQuote #:

Turn-Around Time
Standard ☐ Due Date:
Rush (only if pre approved) ☐ # of Days:

Deliverables
☐ ASP-A ☐ ASP-B
☐ EQuIS (1 File) ☐ EQuIS (4 File)
☐ Other

Regulatory Requirement
☐ NY TOGS ☐ NY Part 375
☐ AWQ Standards ☐ NY CP-51
☐ NY Restricted Use ☐ Other
☐ NY Unrestricted Use
☐ NYC Sewer Discharge

Billing Information
☐ Same as Client Info
PO #

Disposal Site Information
Please identify below location of applicable disposal facilities.
Disposal Facility:
☐ NJ ☐ NY
☐ Other:

These samples have been previously analyzed by Alpha ☐

Other project specific requirements/comments:
Standard TAT & deliverable, PFAS 14D CAT B deliverable

Please specify Metals or TAL.

ANALYSIS

Sample Filtration
☐ Done
☐ Lab to do

Preservation
☐ Lab to do

(Please Specify below)

ALPHA Lab ID (Lab Use Only)	Sample ID	Collection Date	Collection Time	Sample Matrix	Sampler's Initials	TCL VOCs 8260	TCL SVOCs 8270	PFAS 1633	1,4-dioxane 8270SIM					Sample Specific Comments	Total Bottle
28286 -01	MW-2D	5/21/24	16:24	Water	LPC	3	2								
-02	MW-3D	5/21/24	14:08	Water	LPC	3	2	3	2						
-03	MW-7D	5/21/24	15:05	Water	LPC	3	2	3	2						
-04	PZ-2	5/21/24	11:30	Water	LPC	3	2	3	2						
-05	PZ-3	5/21/24	7:38	Water	LPC	3	2	3	2						
-06	PZ-4	5/21/24	11:00	Water	LPC	3	2								
-07	Trip Blank	5/21/24	12:00	Water	LPC	2									
-03	MW-7D-MS/MSD	5/21/24	12:00	Water	LPC			3	2						
-08	~~MS/MSD~~ Blind Duplicate	5/21/24	12:00	Water	LPC			3	2						
-09	Filter Supply Effluent	5/21/24	9:50	Water	LPC	3	2								
					Container Type	V	A	P	A						
					Preservative										

Preservative Code:
A = None
B = HCl
C = HNO_3
D = H_2SO_4
E = NaOH
F = MeOH
G = $NaHSO_4$
H = $Na_2S_2O_3$
K/E = Zn Ac/NaOH
O = Other

Container Code
P = Plastic
A = Amber Glass
V = Vial
G = Glass
B = Bacteria Cup
C = Cube
O = Other
E = Encore
D = BOD Bottle

Westboro: Certification No: MA935
Mansfield: Certification No: MA015

Relinquished By:	Date/Time	Received By:	Date/Time
Leila Cappellano	5/21/24 18:10		
[signature] - Pace	5/21/24 18:10	[signature]	5/22/24 150 5/22/24

Please print clearly, legibly and completely. Samples can not be logged in and turnaround time clock will not start until any ambiguities are resolved. BY EXECUTING THIS COC, THE CLIENT HAS READ AND AGREES TO BE BOUND BY ALPHA'S TERMS & CONDITIONS. (See reverse side.)

Form No: 01-25 HC (rev. 30-Sept-2013)

Appendix F

Historical Groundwater & Vault Monitoring Results

(2013 to Present)

TABLE F-1

HISTORICAL MONITORING RESULTS (2013 TO PRESENT)
FILTER VAULT

Annual Monitoring / Inspection Report
SNPE-VanDeMark Chemical Site
Order on Consent: R9-20080205-5
Lockport, New York

Parameter [1]	AWQS [2]	AWQGV [2]	Units	Laboratory ID, Sample Date, Reported Concentration																
				130617007-001 06/13/2013	130930005-006B 09/26/2013	480-62067-2 06/17/2014	480-71961-4 11/25/2014	480-80722-4 05/20/2015	480-90488-4 11/04/2015	480-101786-4 06/16/2016	480-109820-4 11/17/2016	480-117975-4 05/12/2017	480-127262-4 11/08/2017	480-136146-4 05/17/2018	480-154189-3 05/29/2019	480-169674-4 05/07/2020	480-184953-4 05/19/2021	480-19661-4 06/03/2022	L2330368-01 05/31/2023	L2428286-09 5/21/2024
Volatile Organics by GC/MS (US EPA Method 8260B)																				
1,1,1-Trichloroethane	5	NV	ug/L	-	-	-	-	-	-	-	-	-	-	-	-	-	-	-	-	-
1,1-Dichloroethane	5	NV	ug/L	-	-	-	-	-	-	-	-	-	-	-	-	-	-	-	-	-
1,1-Dichloroethene	5	NV	ug/L	-	-	-	-	-	-	-	-	-	-	-	-	-	-	-	-	-
1,2-Dichloroethane	0.6	NV	ug/L	-	-	-	-	-	-	-	-	-	-	-	0.62 J	-	-	-	0.51	-
1,2-Dichloropropane	1	NV	ug/L	-	-	-	-	-	-	-	-	-	-	-	-	-	-	-	-	-
2-Butanone	NV	50	ug/L	-	-	-	-	-	-	-	-	-	-	-	-	-	-	-	-	-
Acetone	NV	50	ug/L	1.8 J, B	-	-	-	-	-	-	-	-	-	-	-	-	-	-	-	-
Benzene	1	NV	ug/L	-	-	-	-	-	-	-	-	-	-	-	-	-	-	-	-	-
Carbon disulfide	60	NV	ug/L	-	-	-	-	-	-	-	-	-	-	-	-	-	-	-	-	-
Carbon tetrachloride	5	NV	ug/L	-	-	-	-	-	-	-	-	-	-	-	-	-	-	-	-	-
Chlorobenzene	5	NV	ug/L	-	-	-	-	-	-	-	-	-	-	-	-	-	-	-	-	-
Chloroethane	5	NV	ug/L	-	-	-	-	-	-	-	-	-	-	-	-	-	-	-	-	-
Chloroform	7	NV	ug/L	4.2 J	-	3.7	9.6	2.4	11	1.7	3.6	16	27	9.7	19	17	8.2	11	10	7.2
cis-1,2-Dichloroethene	5	NV	ug/L	-	-	-	-	-	-	-	-	-	-	-	-	-	-	-	-	-
Ethylbenzene	5	NV	ug/L	-	-	-	-	-	-	-	-	-	-	-	-	-	-	-	-	-
Isopropylbenzene	5	NV	ug/L	-	-	-	-	-	-	-	-	-	-	-	-	-	-	-	-	-
Methylene Chloride	5	NV	ug/L	-	-	-	-	-	-	-	-	-	-	-	-	-	-	-	-	-
Tetrachloroethene	5	NV	ug/L	-	-	-	-	-	-	-	-	-	-	-	-	-	-	-	-	-
Trichloroethene	5	NV	ug/L	-	-	-	-	-	-	-	-	-	-	-	-	-	-	-	-	-
Vinyl chloride	2	NV	ug/L	-	-	-	-	-	-	-	-	-	-	-	-	-	-	-	-	-
Xylenes, Total	5	NV	ug/L	-	-	-	-	-	-	-	-	-	-	-	-	-	-	-	-	-
Semivolatile Organics by GC/MS (US EPA Method 8270C)																				
2,4-Dimethylphenol	1	50	ug/L	-	-	-	-	-	-	-	-	-	-	-	-	-	-	-	-	-
2-Methylnaphthalene	NV	NV	ug/L	-	-	-	-	-	-	-	-	-	-	-	-	-	-	-	-	-
2-Methylphenol	1	NV	ug/L	-	-	-	-	-	-	-	-	-	-	-	-	-	-	-	-	-
2-Nitroaniline	5	NV	ug/L	-	-	-	-	-	-	-	-	-	-	-	-	-	-	-	-	-
4-Methylphenol	1	NV	ug/L	-	-	-	-	-	-	-	-	-	-	-	-	-	-	-	-	-
4-Methylphenol & 3-Methlyphenol	1	NV	ug/L	-	-	-	-	-	-	-	-	-	-	-	-	-	-	-	-	-
Acenaphthene	20	NV	ug/L	-	-	-	0.86 JB*	-	-	-	-	-	-	-	-	-	-	-	-	-
Acenaphthylene	NV	NV	ug/L	-	-	-	-	-	-	-	-	-	-	-	-	-	-	-	-	-
Anthracene	NV	50	ug/L	-	-	-	-	-	-	-	-	-	-	-	-	-	-	-	0.02 J	-
Benzaldehyde	NV	NV	ug/L	-	-	-	-	-	-	-	-	-	-	-	-	-	-	-	-	-
Benzo(a)anthracene	NV	NV	ug/L	-	-	-	3.1 J	-	-	-	-	-	-	-	-	-	-	-	-	-
Benzo(a)pyrene	ND	NV	ug/L	-	-	-	-	-	-	-	-	-	-	-	-	-	-	-	-	-
Benzo(b)fluoranthene	NV	0.002	ug/L	-	-	-	-	-	-	-	-	-	-	-	-	-	-	-	0.02 J	-
Benzo(g,h,i)perylene	NV	NV	ug/L	-	-	-	-	-	-	-	-	-	-	-	-	-	-	-	0.02 J	-
Benzo(k)fluoranthene	NV	0.002	ug/L	-	-	-	-	-	-	-	-	-	-	-	-	-	-	-	0.02 J	-
Biphenyl	5	NV	ug/L	-	-	-	-	-	-	-	-	-	-	-	-	-	-	-	-	-
Bis(2-ethylhexyl)phthalate	5	NV	ug/L	-	-	-	-	7.9	3.2 J	-	-	-	-	-	-	-	-	-	-	-
Butyl benzyl phthalate	5	50	ug/L	-	-	-	-	-	0.47 JB	-	-	-	-	-	-	-	-	-	-	-
Caprolactam	NV	NV	ug/L	-	-	-	-	-	-	-	-	-	-	-	-	-	-	-	-	-
Carbazole	NV	NV	ug/L	-	-	-	-	-	-	-	-	-	-	-	-	-	-	-	-	-
Chrysene	NV	0.002	ug/L	-	-	-	-	-	-	-	-	-	-	-	-	-	-	-	-	-
Dibenzo(a,h)anthracene	NV	NV	ug/L	-	-	-	-	-	-	-	-	-	-	-	-	-	-	-	0.02 J	-
Dibenzofuran	NV	NV	ug/L	-	-	-	-	-	-	-	-	-	-	-	-	-	-	-	-	-
Diethyl phthalate	NV	50	ug/L	-	-	-	-	-	-	-	-	-	-	-	-	-	-	-	-	-
Di-n-butyl phthalate	50	NV	ug/L	1.2 J, B	-	-	-	-	-	-	-	-	-	-	-	-	0.35 J B	-	-	-
Di-n-octyl phthalate	NV	50	ug/L		-	-	-	-	-	-	-	-	-	-	-	-	-	-	-	-
Fluoranthene	NV	50	ug/L	-	-	-	-	-	-	-	-	-	-	-	-	-	-	-	-	-
Fluorene	NV	50	ug/L	-	-	-	-	-	-	-	-	-	-	-	-	-	-	-	-	-
Hexachlorobenzene	0.04	NV	ug/L	-	-	-	-	-	-	-	-	-	-	-	-	-	-	-	-	-
Indeno[1,2,3-cd]pyrene	NV	0.002	ug/L		-	-	-	-	-	-	-	-	-	-	-	-	-	-	0.02 J	-
Isophorone	NV	50	ug/L	-	-	-	-	-	-	-	-	-	-	-	-	-	-	-	-	-
Naphthalene	10	NV	ug/L	-	-	-	-	-	-	-	-	-	-	-	-	-	-	-	-	0.11
Nitrobenzene	0.4	NV	ug/L	-	-	-	-	-	-	-	-	-	-	-	-	-	-	-	-	-
N-Nitrosodi-n-propylamine	NV	NV	ug/L	-	-	-	-	-	-	-	-	-	-	-	-	-	-	-	-	-
Pentachlorophenol	1	NV	ug/L	-	-	-	-	-	-	-	-	-	-	-	-	-	-	-	-	-
Phenanthrene	NV	50	ug/L	-	-	-	-	-	-	-	-	-	-	-	-	-	-	-	-	-
Phenol	1*	NV	ug/L	-	-	-	-	-	-	-	-	-	-	-	-	-	-	-	-	1.1 J
Pyrene	NV	50	ug/L	-	-	-	-	-	-	-	-	-	-	-	-	-	-	-	-	-

Notes:
1. Only compounds detected with reporting limits that exceed the corresponding regulatory standard in at least one Network Groundwater sample are included.
2. NYS Ambient Water Quality Class GA Groundwater Quality Standards (AWQSs)/Guidance Values (AWQGVs); NYSDEC June 1998 Division of Water Technical and Operational Guidance Series (TOGS) 1.1.1.

Qualifier Key:
J = The analyte was positively identified; the associated numerical value is an approximate concentration of the analyte in the sample.
B = The analyte was detected above the reporting limit in the associated method blank.
" - " = The analyte was analyzed for, but was not detected above the level of the associated reported quantitation limit.
* = The sum of all phenols.
NV = No AWQS/GV for this parameter.

Color Code:
= Value exceeds the individual AWQS.
= Value exceeds the individual AWQGV.

TABLE F-2

HISTORICAL MONITORING RESULTS (2013 TO PRESENT)
MW-3D

Annual Monitoring / Inspection Report
SNPE-VanDeMark Chemical Site
Order on Consent: R9-20080205-5
Lockport, New York

Parameter [1]	AWQS [2]	AWQGV [2]	Units	Laboratory ID, Sample Date, Reported Concentration						
				130617007-003 06/13/2013	130930005-001B 09/26/2013	480-169674-7 05/07/2020	480-184953-7 05/19/2021	480-198661-7 06/03/2022	L2330368-05 05/31/2023	L2428286-02 5/21/2024
Volatile Organics by GC/MS (US EPA Method 8260B)										
1,1,1-Trichloroethane	5	NV	ug/L	11	13	-	-	-	4.3	1.3 J
1,1-Dichloroethane	5	NV	ug/L	87	120	0.66 J	-	-	95	32
1,1-Dichloroethene	5	NV	ug/L	27	38	-	-	-	18	6.1
1,2-Dichloroethane	0.6	NV	ug/L	17	23	1.2	-	-	11	5.9
1,2-Dichloropropane	1	NV	ug/L	-	-	-	-	-	0.59 J	0.31 J
2-Butanone	NV	50	ug/L	-	-	-	-	-	-	-
Acetone	NV	50	ug/L	-	-	-	-	-	5.3	-
Benzene	1	NV	ug/L	-	-	0.76 J	-	-	2.5	1.7
Carbon disulfide	60	NV	ug/L	-	-	-	-	-	-	-
Carbon tetrachloride	5	NV	ug/L	-	-	-	-	-	6.9	29
Chlorobenzene	5	NV	ug/L	-	-	11	12	16 F1	26	9.7
Chloroethane	5	NV	ug/L	-	-	-	-	-	1.4 J	-
Chloroform	7	NV	ug/L	-	-	-	-	0.74 J	3	3.6
cis-1,2-Dichloroethene	5	NV	ug/L	-	-	-	-	-	0.73 J	-
Ethylbenzene	5	NV	ug/L	-	-	-	-	-	-	-
Isopropylbenzene	5	NV	ug/L	-	-	0.81 J	-	-	-	-
Methylene Chloride	5	NV	ug/L	-	-		-	-	-	-
Tetrachloroethene	5	NV	ug/L	-	-	-	-	-	0.55	0.38 J
Trichloroethene	5	NV	ug/L	-	-	-	-	0.94 J	1.9	1.2
Vinyl chloride	2	NV	ug/L	17	26	-	-	-	15	3.8
Xylenes, Total	5	NV	ug/L	-	-	-	-	-	-	-
Semivolatile Organics by GC/MS (US EPA Method 8270C)										
2,4-Dimethylphenol	NV	50	ug/L	-	-	-	-	-	-	-
2-Methylnaphthalene	NV	NV	ug/L	-	-	-	-	-	-	0.08 J
2-Methylphenol	1	NV	ug/L	-	-	-	-	-	-	-
2-Nitroaniline	5	NV	ug/L	-	-	-	-	-	-	-
4-Methylphenol	1	NV	ug/L	-	-	-	-	-	-	-
4-Methylphenol & 3-Methlyphenol	1	NV	ug/L	-	-	-	-	-	-	-
Acenaphthene	NV	20	ug/L	2.5 J	2.9 J	44	-	0.86 JF1	0.69	0.1
Acenaphthylene	NV	NV	ug/L	-	-	-	-	-	0.04 J	0.03 J
Anthracene	NV	50	ug/L	-	-	-	-	-	0.06 J	-
Benzaldehyde	NV	NV	ug/L	-	-	-	-	-	-	-
Benzo(a)anthracene	NV	0.002	ug/L	-	-	-	-	-	0.06 J	-
Benzo(a)pyrene	Non-Detect	NV	ug/L	-	-	-	-	-	0.07 J	-
Benzo(b)fluoranthene	NV	0.002	ug/L	-	-	-	-	-	0.11	-
Benzo(g,h,i)perylene	NV	NV	ug/L	-	-	-	-	-	0.05 J	-
Benzo(k)fluoranthene	NV	0.002	ug/L	-	-		-	-	0.04 J	-
Biphenyl	5	NV	ug/L	-	-	-	-	-	-	-
Bis(2-ethylhexyl)phthalate	5	NV	ug/L	-	-	-	2.2 J	-	-	-
Butyl benzyl phthalate	NV	50	ug/L	-	-	-	-	-	-	-
Caprolactam	NV	NV	ug/L	-	-	2.8 J	-	-	-	-
Carbazole	NV	NV	ug/L	-	1.2 J	-	-	-	-	-
Chrysene	NV	0.002	ug/L	-	-	-	-	-	0.07 J	-
Dibenzo(a,h)anthracene	NV	NV	ug/L	-	-	-	-	-	0.02 J	-
Dibenzofuran	NV	NV	ug/L	-	1.2 J	-	-	-	-	-
Diethyl phthalate	NV	50	ug/L	1 J	-	-	0.29 J	-	-	-
Di-n-butyl phthalate	50	NV	ug/L	2 J, B	1.4 J	-	3.7 J B	-	-	-
Di-n-octyl phthalate	NV	50	ug/L	-	-	-	-	-	-	-
Fluoranthene	NV	50	ug/L	-	-	-	-	-	0.4	0.15

TABLE F-2

HISTORICAL MONITORING RESULTS (2013 TO PRESENT)
MW-3D

Annual Monitoring / Inspection Report
SNPE-VanDeMark Chemical Site
Order on Consent: R9-20080205-5
Lockport, New York

Parameter [1]	AWQS [2]	AWQGV [2]	Units	Laboratory ID, Sample Date, Reported Concentration						
				130617007-003 06/13/2013	130930005-001B 09/26/2013	480-169674-7 05/07/2020	480-184953-7 05/19/2021	480-198661-7 06/03/2022	L2330368-05 05/31/2023	L2428286-02 5/21/2024
Fluorene	NV	50	ug/L	-	-	-	-	-	0.2	0.09 J
Hexachlorobenzene	0.04	NV	ug/L	-	-	-	-	-	-	-
Indeno[1,2,3-cd]pyrene	NV	0.002	ug/L	-	-	-	-	-	0.06 J	-
Isophorone	NV	50	ug/L	-	-	-	-	-	-	-
Naphthalene	NV	10	ug/L	-	-	-	-	-	-	0.55
Nitrobenzene	0.4	NV	ug/L	-	-	-	-	-	-	-
N-Nitrosodi-n-propylamine	NV	NV	ug/L	-	-	-	-	-	-	-
Pentachlorophenol	1	NV	ug/L	-	-	-	-	-	-	-
Phenanthrene	NV	50	ug/L	-	-	-	-	-	0.11	0.04 J
Phenol	1*	NV	ug/L	-	-	-	-	-	-	3.3 J
Pyrene	NV	50	ug/L	-	-	-	-	-	0.27	0.09 J

Notes:
1. Only compounds detected with reporting limits that exceed the corresponding regulatory standard in at least one Network Groundwater sample are included.
2. NYS Ambient Water Quality Class GA Groundwater Quality Standards (AWQSs)/Guidance Values (AWQGVs); NYSDEC June 1998 Division of Water Technical and Operational Guidance Series (TOGS) 1.1.1.

Qualifier Key:
J = The analyte was positively identified; the associated numerical value is an approximate concentration of the analyte in the sample.
B = The analyte was detected above the reporting limit in the associated method blank.
" - " = The analyte was analyzed for, but was not detected above the level of the associated reported quantitation limit.
* = The sum of all phenols.
NV = No AWQS/GV for this parameter.

Color Code:
= Based on reported total depth measurements, analytical results shown are suspected to be from well MW-3S.
= Value exceeds the individual AWQS.
= Value exceeds the individual AWQGV.

TABLE F-3

HISTORICAL MONITORING RESULTS (2013 TO PRESENT)
MW-7D

Annual Monitoring / Inspection Report
SNPE-VanDeMark Chemical Site
Order on Consent: R9-20080205-5
Lockport, New York

Parameter [1]	AWQS [2]	AWQGV [2]	Units	Laboratory ID, Sample Date, Reported Concentration																
				130617007-002 06/13/2013	130930005-002B 09/26/2013	480-62067-1 06/17/2014	480-71961-5 11/25/2014	480-80722-5 05/20/2015	480-90488-5 11/04/2015	480-101786-5 06/16/2016	480-109820-5 11/17/2016	480-117975-5 05/12/2017	480-127262-5 11/08/2017	480-136146-5 05/17/2018	480-154189-1 5/29/2019	480-169674-5 05/07/2020	480-184953-5 05/19/2021	480-198661-5 06/03/2022	L2330368-06 05/31/2023	L2428286-03 5/21/2024
Volatile Organics by GC/MS (US EPA Method 8260B)																				
1,1,1-Trichloroethane	5	NV	ug/L	19	71	97	140	52	59	71	41	36	64	44 F1 F2	20	12	-	-	-	-
1,1-Dichloroethane	5	NV	ug/L	79	260	-	350	180	210	230	140	150	210	-	96 F1	70 F1	8.9	1.5 J	7.7	3.8
1,1-Dichloroethene	5	NV	ug/L	21	70	77	110	54	60	76	48	50	80	51 F1 F2	43	27	4.9	-	0.83	0.21 J
1,2-Dichloroethane	0.6	NV	ug/L	2 J	-	4.8	6.6	3.6 J	4.2 J	4.9 J	3.5 J	3.6 J	5.5	4.4	4.3	3.3	1.4 J	-	0.52	0.54
1,2-Dichloropropane	1	NV	ug/L	-	-	-	-	-	-	-	-	-	-	-	-	-	-	-	-	-
2-Butanone	NV	50.0	ug/L	-	-	-	-	-	-	-	-	-	-	-	-	-	-	-	-	-
Acetone	NV	50.0	ug/L	-	-	-	-	-	-	-	-	-	5.7	7 J*	-	-	-	-	-	-
Benzene	1	NV	ug/L	-	-	-	-	-	-	-	-	-	0.33	-	-	-	-	-	0.22 J	0.16 J
Carbon disulfide	60	NV	ug/L	-	-	-	-	-	-	-	-	-	-	-	0.85 J B	-	-	-	-	-
Carbon tetrachloride	5	NV	ug/L	-	-	0.53 J	-	-	-	-	-	-	0.29	0.32 J F2	-	-	-	-	-	-
Chlorobenzene	5	NV	ug/L	-	-	-	-	-	-	-	-	-	0.62	-	-	-	-	-	-	-
Chloroethane	5	NV	ug/L	20	58	73	100	68	110	95	88 F1	54	88	63 F1 F2	65 F1	47 F1	19	-	-	-
Chloroform	7	NV	ug/L	-	-	0.8 J	-	-	-	-	-	-	0.49	0.57 J	-	-	-	-	-	-
cis-1,2-Dichloroethene	5	NV	ug/L	-	-	0.98 J	-	-	-	-	0.12 J	-	1	0.93 J	-	-	-	-	-	-
Ethylbenzene	5	NV	ug/L	2.9 J	-	2	-	-	-	-	2	4.2	1.6	1.6 F2	-	3.4	8	7.8	5	2.4 J
Isopropylbenzene	5	NV	ug/L	-	-	-	-	-	-	-	-	-	-	-	-	-	3.6	2.3	2.9	2 J
Methylene Chloride	5	NV	ug/L	-	-	-	-	-	-	-	-	-	-	-	-	-	0.93 J	3.6	-	-
Tetrachloroethene	5	NV	ug/L	-	-	-	-	-	-	-	-	-	-	-	-	-	-	-	-	-
Trichloroethene	5	NV	ug/L	-	-	1.1	-	-	-	-	-	-	0.88	0.68 J	-	-	-	-	-	-
Vinyl chloride	2	NV	ug/L	5.3 J	23	21	19	13	15	23	21 F1	16	26	26 F1 F2	24 F1	17	7.2	-	1.5	0.39 J
Xylenes, Total	5	NV	ug/L	-	-	-	-	-	-	-	-	3.2 J	-	0.97	-	1.8 J	8.4	9.8	4 J	1.62 J
Semivolatile Organics by GC/MS (US EPA Method 8270C)																				
2,4-Dimethylphenol	NV	50	ug/L	-	-	-	0.48 J	-	-	-	-	-	-	-	-	-	-	-	-	-
2-Methylnaphthalene	NV	NV	ug/L	-	1.1 J	-	-	-	-	24 F1	-	72	3.6	31 J F1 F2	-	300 F2	1600 F2	150 J	26	63 D
2-Methylphenol	1	NV	ug/L	-	-	-		-	-	-	-	-	-	-	-	-	-	-	-	-
2-Nitroaniline	5	NV	ug/L	-	-	-	-	-	-	-	-	-	-	-	-	-	-	-	-	-
4-Methylphenol	1	NV	ug/L	-	-	-	-	-	-	-	-	-	-	-	-	-	-	-	-	-
4-Methylphenol & 3-Methlyphenol	1	NV	ug/L	-	-	-	-	-	-	-	-	-	-	-	-	-	-	-	-	-
Acenaphthene	NV	20	ug/L	27	28	12	39	42 DL	-	87 J	71	260	38	95 F1 F2	63 F1 F2	570 F2	3300 F2	710 J	170 D	370 D
Acenaphthylene	NV	NV	ug/L	1.2 J	-	-	0.56 J	0.54 J	-	-	-	-	-	-	-	9.9 J F1 F2	41 J F1 F2		2.9	4.3
Anthracene	NV	50	ug/L	-	-	0.22 J	1 J	0.84 J	-	3 J	7.2 J F1	26	-	15 J F1	10 J F1	99 F1 F2	460 F2	300 J	11	24
Benzaldehyde	NV	NV	ug/L	-	-	-	0.84 JB*	-	-	-	-	-	-	-	-	-	-	-	-	-
Benzo(a)anthracene	NV	0.002	ug/L	-	-	-	-	-	-	1.5 J	4.8 J F1	8.0 J	-	7.1 J	11 J, F2	52 F1 F2	250 J F1 F2	-	3.6	12
Benzo(a)pyrene	Non-Detect	NV	ug/L	-	-	-	-	-	-	0.53 J	-	3.6 J	-	-	9.2 J, F3	15 J F1 F2	59 J F1 F2	-	1	3.2
Benzo(b)fluoranthene	NV	0.002	ug/L	-	-	-	0.28 J	-	-	1 J	4.7 J F2 F1	4.9 J	-	5.2 J	14 J, F4	22 J F1 F2	100 J F1 F2	-	1.5	4.8
Benzo(g,h,i)perylene	NV	NV	ug/L	-	-	-	-	-	-	0.36 J	-	-	-	-	7.1 J, F5	4.8 J F1	16 J F2	-	0.28	0.86
Benzo(k)fluoranthene	NV	0.002	ug/L	-	-	-	-	-	-	-	-	-	-	-	-	-	27 J F1 F2	-	0.46	1.5
Biphenyl	5	NV	ug/L	-	-	-	5	3.3 J	-	18 F1	-	77	-	24 J F1 F2	-	170 F2	1000 F2	190 J	39	85
Bis(2-ethylhexyl)phthalate	5	NV	ug/L	-	2.5 J	6.7 J	3.5 J	-	-	-	-	-	-	-	-	-	-	-	-	-
Butyl benzyl phthalate	NV	50	ug/L	-	-	-	-	0.48 J	-	-	-	-	-	-	-	-	-	-	-	-
Caprolactam	NV	NV	ug/L	-	-	-	-	-	2200	-	-	-	27	-	-	-	-	-	-	-
Carbazole	NV	NV	ug/L	2.3 J	5.1	2.2 J	10 *	5.2	-	7	-	14 J	5.7	5.4 J	3.9 J	19 J * F1 F	62 J * F1 F	-	17	17
Chrysene	NV	0.002	ug/L	-	-	-	-	-	-	1.6 J F1	4.7 J F1	7.4 J	-	7.7 J	14 J	46 J F1 F2	210 F2	-	2.9	10
Dibenzo(a,h)anthracene	NV	NV	ug/L	-	-	-	-	-	-	-	-	-	-	-	-	-	-	-	0.08 J	0.25
Dibenzofuran	NV	NV	ug/L	16	18	6.5 J	-	32	-	71 J	49 J F1	230	25	87 J F1 F2	35 J F1 F2	510 F2	3200 F2	700 J	140	300
Diethyl phthalate	NV	50	ug/L	-	-	-	-	-	-	0.25 J	-	-	-	-	-	-	-	-	-	-
Di-n-butyl phthalate	50	NV	ug/L	1.5 J, B	2.5 J	-	27	-	-	-	-	-	-	-	-	-	-	-	-	-
Di-n-octyl phthalate	NV	50	ug/L	-	-	-	-	-	-		-	-	-	-	-	-	-	-	-	-
Fluoranthene	NV	50	ug/L	-	1.5 J	0.34 J	1.3 J	1.2 J	-	19 F1	36 J F2 F1	100	5.2	66 F1 F2	65 F1 F2	450 F2	2400 F2	650 J	38	160 D
Fluorene	NV	50	ug/L	8.9	9.7	4.3	18	22	-	46 J	41 J F1	200	17	80 F1 F2	36 J F1	490 F2	2800 F2	730 J	120 D	260 D
Hexachlorobenzene	0.04	NV	ug/L	-	-	-	-	-	-	-	-	-	-	-	-	-	-	-	-	-
Indeno[1,2,3-cd]pyrene	NV	0.002	ug/L	-	-	-	-	-	-	-	-	-	-	-	6.4 J F1 F2	-	16 J F2	-	0.32	1
Isophorone	NV	50	ug/L	-	-	-	10	-	-	-	-	-	-	-	-	-	-	-	-	-
Naphthalene	NV	10	ug/L	8.2	9.8	2.5	8	1.4 JB	-	70 J	11 J F2 F1	190	59	72 F1 F2	-	280 F2	1800 F2	160 J	50	110 D
Nitrobenzene	0.4	NV	ug/L	-	-	-	-	-	-	-	-	-	-	-	-	-	-	-	-	-
N-Nitrosodi-n-propylamine	NV	NV	ug/L	-	-	-	-	-	-	-	-	-	-	-	-	-	-	-	-	-
Pentachlorophenol	1	NV	ug/L	-	-	-	-	-	-	-	-	-	-	-	-	-	-	-	-	-
Phenanthrene	NV	50	ug/L	1.8 J	4.2 J	1.1 J	7.5	6.2	-	76 J	62 F2 F1	420	9.2	210 F2	61 F2	1300 F2	7100 F2	1800 J	160 D	460 D
Phenol	1*	NV	ug/L	-	-	-	-	-	-	-	-	-	-	-	-	-	-	-	-	1.2 J
Pyrene	NV	50	ug/L	-	1.1 J	-	0.74 J	0.47 J	-	11 F1	21 J F2 F1	59	3.6	43 J F1 F2	45 J F1 F2	300 F2	1600 F2	390 J	24	96 D

Notes:
1. Only compounds detected with reporting limits that exceed the corresponding regulatory standard in at least one Network Groundwater sample are included.
2. NYS Ambient Water Quality Class GA Groundwater Quality Standards (AWQSs)/Guidance Values (AWQGVs); NYSDEC June 1998 Division of Water Technical and Operational Guidance Series (TOGS) 1.1.1.

Qualifier Key:
J = The analyte was positively identified; the associated numerical value is an approximate concentration of the analyte in the sample.
B = The analyte was detected above the reporting limit in the associated method blank.
" - " = The analyte was analyzed for, but was not detected above the level of the associated reported quantitation limit.
* = The sum of all phenols.
NV = No AWQS/GV for this parameter.

Color Code:
= Value exceeds the individual AWQS.
= Value exceeds the individual AWQGV.

TABLE F-4

HISTORICAL MONITORING RESULTS (2013 TO PRESENT)
PZ-2

Annual Monitoring / Inspection Report
SNPE-VanDeMark Chemical Site
Order on Consent: R9-20080205-5
Lockport, New York

Parameter [1]	AWQS [2]	AWQGV [2]	Units	Laboratory ID, Sample Date, Reported Concentration																
				130617007-004 06/13/2013	130930005-003B 09/26/2013	480-62067-6 06/17/2014	480-71961-1 11/25/2014	480-80722-1 05/20/2015	480-90488-1 11/04/2015	480-101786-1 06/16/2016	480-109820-1 11/17/2016	480-117975-1 05/12/2017	480-127262-1 11/08/2017	480-136146-1 05/17/2018	480-154189-4 05/29/2019	480-169674-1 05/07/2020	480-184953-1 05/19/2021	480-198661-1 06/03/2022	L2330368-02 05/31/2023	L2428286-04 5/21/2024
Volatile Organics by GC/MS (US EPA Method 8260B)																				
1,1,1-Trichloroethane	5	NV	ug/L	-	-	-	-	-	-	-	-	-	-	-	-	-	-	-	-	-
1,1-Dichloroethane	5	NV	ug/L	-	-	-	-	-	-	-	-	-	-	-	-	-	-	-	-	-
1,1-Dichloroethene	5	NV	ug/L	-	-	-	-	-	-	-	-	-	-	-	-	-	-	-	-	-
1,2-Dichloroethane	0.6	NV	ug/L	-	-	-	-	-	-	-	-	-	-	-	-	-	-	-	-	-
1,2-Dichloropropane	1	NV	ug/L	-	-	-	-	-	-	-	-	-	-	-	-	-	-	-	-	-
2-Butanone	NV	50.0	ug/L	-	35	-	-	-	-	-	-	-	-	-	-	-	-	-	-	-
Acetone	NV	50.0	ug/L	-	12	-	-	-	-	-	-	-	-	-	-	-	-	-	-	-
Benzene	1	NV	ug/L	-	-	-	-	-	-	-	-	-	-	-	-	-	-	-	-	-
Carbon disulfide	60	NV	ug/L	-	-	-	-	-	-	-	-	-	-	-	-	-	-	-	-	-
Carbon tetrachloride	5	NV	ug/L	-	-	-	-	-	-	-	-	-	-	-	-	-	-	-	-	-
Chlorobenzene	5	NV	ug/L	-	-	-	-	-	-	-	-	-	-	-	-	-	-	-	-	-
Chloroethane	5	NV	ug/L	-	-	-	-	-	-	-	-	-	-	-	-	-	-	-	-	-
Chloroform	7	NV	ug/L	12	14	3.2	0.6 J	1.6	0.54 J	0.75 J	0.9 J	1.5	0.3	-	0.61 J	-	0.93 J	0.45 J	-	-
cis-1,2-Dichloroethene	5	NV	ug/L	-	-	-	-	-	-	-	-	-	-	-	-	-	-	-	-	-
Ethylbenzene	5	NV	ug/L	-	-	-	-	-	-	-	-	-	0.28	-	-	-	-	-	-	-
Isopropylbenzene	5	NV	ug/L	-	-	-	-	-	-	-	-	-	-	-	-	-	-	-	-	-
Methylene Chloride	5	NV	ug/L	-	-	-	-	-	-	-	-	-	-	-	-	-	-	-	-	-
Tetrachloroethene	5	NV	ug/L	-	-	-	-	-	-	-	-	-	-	-	-	-	-	-	-	-
Trichloroethene	5	NV	ug/L	-	-	-	-	-	-	-	-	-	-	-	-	-	-	-	-	-
Vinyl chloride	2	NV	ug/L	-	-	-	-	-	-	-	-	-	-	-	-	-	-	-	-	-
Xylenes, Total	5	NV	ug/L	-	-	-	-	-	-	-	-	-	-	-	-	-	-	-	-	-
Semivolatile Organics by GC/MS (US EPA Method 8270C)																				
2,4-Dimethylphenol	NV	50	ug/L	-	-	-	0.9 J	-	0.56 J	2.6 J	1.7 J	-	1.6	-	-	-	-	-	-	-
2-Methylnaphthalene	NV	NV	ug/L	-	-	-	-	-	-	1.5 J	0.94	-	-	-	-	-	-	-	0.02 J	-
2-Methylphenol	1	NV	ug/L	-	-	-	-	-	-	-	-	-	-	-	-	-	-	-	-	-
2-Nitroaniline	5	NV	ug/L	-	-	-	-	-	-	-	-	-	-	-	-	-	-	-	-	-
4-Methylphenol	1	NV	ug/L	-	-	-	-	-	-	-	-	-	-	-	-	-	-	-	-	-
4-Methylphenol & 3-Methlyphenol	1	NV	ug/L	-	-	-	-	-	-	-	-	-	-	-	-	-	-	-	-	-
Acenaphthene	NV	20	ug/L	-	1.4 J	0.88 J	4.1 J	3.5 J	5	11	11	3.9 J	7.8	-	-	-	-	-	0.02 J	-
Acenaphthylene	NV	NV	ug/L	-	-	-	-	-	-	-	-	-	-	-	-	-	-	-	-	-
Anthracene	NV	50	ug/L	-	-	0.23 J	1.2 J	0.75 J	-	1.6 J	1.3	0.54 J	0.97	-	-	-	-	-	0.04 J	-
Benzaldehyde	NV	NV	ug/L	-	-	-	0.87 JB	-	0.26 J	-	- J	-	-	-	-	-	-	-	-	-
Benzo(a)anthracene	NV	0.002	ug/L	-	2 J	0.38 J	0.53 J	-	-	-	-	-	-	-	-	-	-	-	0.03 J	-
Benzo(a)pyrene	Non-Detect	NV	ug/L	-	1.6 J	-	0.5 J	-	-	-	-	-	-	-	-	-	-	-	0.04 J	-
Benzo(b)fluoranthene	NV	0.002	ug/L	-	-	-	0.43 J	-	-	-	-	-	-	-	-	-	-	-	0.04 J	-
Benzo(g,h,i)perylene	NV	NV	ug/L	-	-	-	-	-	-	-	-	-	-	-	-	-	-	-	0.02 J	-
Benzo(k)fluoranthene	NV	0.002	ug/L	-	-	-	-	-	-	-	-	-	-	-	-	-	-	-	0.01 J	-
Biphenyl	5	NV	ug/L	-	-	-	0.1 J	-	-	0.86 J	0.65	-	-	-	-	-	-	-	-	-
Bis(2-ethylhexyl)phthalate	5	NV	ug/L	1.5 J	1.1 J	-	3.4 J	-	1.8 J	-	3.5 JB	-	-	-	-	-	-	-	1.7 J	-
Butyl benzyl phthalate	NV	50	ug/L	-	-	-	-	-	0.47 JB	-	-	-	-	-	-	-	-	-	-	-
Caprolactam	NV	NV	ug/L	-	-	-	-	-	140 DL	-	-	-	-	-	-	-	-	-	-	-
Carbazole	NV	NV	ug/L	-	-	-	1.1 J*	0.88 J	1.2 J	2.8 J	2.7 J	1 J	2.5	-	-	-	-	-	-	-
Chrysene	NV	0.002	ug/L	1.1 J	2.2 J	0.42 J	0.59 J	0.42 J	0.33 J	-	-	-	-	-	-	-	-	-	0.04 J	-
Dibenzo(a,h)anthracene	NV	NV	ug/L	-	-	-	-	-	-	-	-	-	-	-	-	-	-	-	-	-
Dibenzofuran	NV	NV	ug/L	-	-	-	-	-	0.51 J	0.72 J	0.73 J	-	0.55	-	-	-	-	-	-	-
Diethyl phthalate	NV	50	ug/L	-	-	-	-				-	-	-	-	-	-	-	-	-	-
Di-n-butyl phthalate	50	NV	ug/L	-	-	-	-	0.48 JB	-	-	-	-	-	-	-	-	0.32 J B	-	-	-
Di-n-octyl phthalate	NV	50	ug/L	-	-	-	-	-	-	-	-	-	-	-	-	-	-	-	-	-
Fluoranthene	NV	50	ug/L	1.1 J	2.6 J	0.47 J	1.7 J	0.96 J	1.4 J	1.6 J	1.3 J	0.72 J	0.89	-	-	0.43 J	-	-	0.07 J	-
Fluorene	NV	50	ug/L	-	-	0.32 J	1.9 J	1.5 J	2.2 J	4.2 J	4.2 J	1.4 J	3	-	-	-	-	-	0.03 J	-
Hexachlorobenzene	0.04	NV	ug/L	-	-	-	-	-	-	-	-	-	-	-	-	-	-	-	-	-
Indeno[1,2,3-cd]pyrene	NV	0.002	ug/L	-	-	-	-	-	-	-	-	-	-	-	-	-	-	-	0.02 J	-
Isophorone	NV	50	ug/L	-	-	-	-	-	-	-	-	-	-	-	-	-	-	-	-	-
Naphthalene	NV	10	ug/L	-	1.5 J	0.54 J	1.3 J	2.4 JB	1.4 J	3.7 J	2.3 J	-	1.6	-	-	-	-	-	-	-
Nitrobenzene	0.4	NV	ug/L	-	-	-	-	-	-	-	-	-	-	-	-	-	-	-	-	-
N-Nitrosodi-n-propylamine	NV	NV	ug/L	-	-	-	4.1 JB	-	-	1 J	-	-	-	-	-	-	-	-	-	-
Pentachlorophenol	1	NV	ug/L	-	-	-	-	-	-	-	-	-	-	-	-	-	-	-	0.07 J	-
Phenanthrene	NV	50	ug/L	1.2 J	3.3 J	1 J	5.4	3.1 J	6.1	8.6	6.8	2.5 J	4.5	-	-	0.76 J	0.47 J	-	0.03 J	-
Phenol	1*	NV	ug/L	-	-	-	-	-	-	-	-	-	-	-	-	-	-	-	-	2 J
Pyrene	NV	50	ug/L	1.9 J	4.4 J	0.74 J	2.9 J	1.7 J	2 J	2.2 J	1.9 J	0.96 J	1.3	-	0.43 J	0.38 J	-	0.35 J	0.1	-

Notes:
1. Only compounds detected with reporting limits that exceed the corresponding regulatory standard in at least one Network Groundwater sample are included.
2. NYS Ambient Water Quality Class GA Groundwater Quality Standards (AWQSs)/Guidance Values (AWQGVs); NYSDEC June 1998 Division of Water Technical and Operational Guidance Series (TOGS) 1.1.1.

Qualifier Key:
J = The analyte was positively identified; the associated numerical value is an approximate concentration of the analyte in the sample.
B = The analyte was detected above the reporting limit in the associated method blank.
" - " = The analyte was analyzed for, but was not detected above the level of the associated reported quantitation limit.
* = The sum of all phenols.
NV = No AWQS/GV for this parameter.

Color Code:
= Value exceeds the individual AWQS.
= Value exceeds the individual AWQGV.

TABLE F-5

HISTORICAL MONITORING RESULTS (2013 TO PRESENT)
PZ-3

Annual Monitoring / Inspection Report
SNPE-VanDeMark Chemical Site
Order on Consent: R9-20080205-5
Lockport, New York

Parameter [1]	AWQS [2]	AWQGV [2]	Units	Laboratory ID, Sample Date, Reported Concentration																
				130617007-005 06/13/2013	130930005-004B 09/26/2013	480-62067-3 06/17/2014	480-71961-2 11/25/2014	480-80722-2 05/20/2015	480-90488-2 11/04/2015	480-101786-2 06/16/2016	480-109820-2 11/17/2016	480-117975-2 05/12/2017	480-127262-2 11/08/2017	480-136146-2 05/17/2018	480-154189-5 5/29/2019	480-169674-2 05/07/2020	480-184953-2 05/19/2021	480-198661-2 06/03/2022	L2330368-03 05/31/2023	L2428286-05 5/21/2024
Volatile Organics by GC/MS (US EPA Method 8260B)																				
1,1,1-Trichloroethane	5	NV	ug/L	-	-	-	-	-	-	-	-	-	-	-	-	-	-	-	-	-
1,1-Dichloroethane	5	NV	ug/L	-	-	-	-	-	-	-	-	-	-	-	-	-	-	-	-	-
1,1-Dichloroethene	5	NV	ug/L	-	-	-	-	-	-	-	-	-	-	-	-	-	-	-	-	-
1,2-Dichloroethane	0.6	NV	ug/L	-	-	-	-	-	-	-	-	-	-	-	-	-	-	-	-	-
1,2-Dichloropropane	1	NV	ug/L	-	-	-	-	-	-	-	-	-	-	-	-	-	-	-	-	-
2-Butanone	NV	50.0	ug/L	-	-	-	-	-	-	-	-	-	-	-	-	-	-	-	-	-
Acetone	NV	50.0	ug/L	-	8.6 J	16 ^	6 J	9.1 J	4.9 J	5.4 J	-	-	4.1	5 J*	-	-	-	3.6 J	-	-
Benzene	1	NV	ug/L	-	-	-	-	-	-	-	-	-	-	-	-	-	-	-	-	-
Carbon disulfide	60	NV	ug/L	-	-	0.61 J	-	-	3	-	-	0.58 J	0.7	-	-	-	-	-	-	-
Carbon tetrachloride	5	NV	ug/L	-	-	-	-	-	-	-	-	-	-	-	-	-	-	-	-	-
Chlorobenzene	5	NV	ug/L	-	-	-	-	-	-	-	-	-	-	-	-	-	-	-	-	-
Chloroethane	5	NV	ug/L	-	-	-	-	-	-	-	-	-	-	-	-	-	-	-	-	-
Chloroform	7	NV	ug/L	-	-	-	-	-	-	-	-	-	-	-	-	-	-	-	-	-
cis-1,2-Dichloroethene	5	NV	ug/L	-	-	-	-	-	-	-	-	-	-	-	-	-	-	-	-	-
Ethylbenzene	5	NV	ug/L	-	-	-	-	-	-	-	-	-	0.24	-	-	-	-	-	-	-
Isopropylbenzene	5	NV	ug/L	-	-	-	-	-	-	-	-	-	-	-	-	-	-	-	-	-
Methylene Chloride	5	NV	ug/L	-	-	-	-	-	-	-	-	-	-	-	-	-	-	-	-	-
Tetrachloroethene	5	NV	ug/L	-	-	-	-	-	-	-	-	-	-	-	-	-	-	-	-	-
Trichloroethene	5	NV	ug/L	-	-	-	-	-	-	-	-	-	-	-	-	-	-	-	-	-
Vinyl chloride	2	NV	ug/L	-	-	-	-	-	-	-	-	-	-	-	-	-	-	-	-	-
Xylenes, Total	5	NV	ug/L	-	-	-	-	-	-	-	-	-	-	-	-	-	-	-	-	-
Semivolatile Organics by GC/MS (US EPA Method 8270C)																				
2,4-Dimethylphenol	NV	50	ug/L	-	-	-	-	-	-	-	-	-	0.85	-	-	-	-	-	-	-
2-Methylnaphthalene	NV	NV	ug/L	-	-	0.79 J	1.3 J	1.9 J	2 J	0.72 J	-	-	4.6	3.8 J	4.8 J	5.9 J	4.1 J	3.5 J	-	4.4
2-Methylphenol	1	NV	ug/L	-	-	-	-	-	-	-	-	0.45 J H	0.44			-	-	-	-	-
2-Nitroaniline	5	NV	ug/L	-	-	-	1.1 J	-	-	-	-	-	-	-	-	-	-	-	-	-
4-Methylphenol	1	NV	ug/L	-	2.6 J	-	1.2 J	1.5 J	1.4 J	0.49 J	-	-	3.3	3.3 J	1.7 J	2 J	0.95 J	0.7 J	-	-
4-Methylphenol & 3-Methlyphenol	1	NV	ug/L	-	-	-	-	-	-	-	-	-	-	1.7 J		-	-	-	-	-
Acenaphthene	NV	20	ug/L	-	3.7 J	1.6 J	2.7 J	4.2 J	3.7 J	1 J	-	1.2 J	5.5	3.9 J	6.1	7.5 J	5.4	5.5	0.02 J	4.9
Acenaphthylene	NV	NV	ug/L	-	-	-	-	-	-	-	-	-	-	-	-	-	-	-	-	0.04 J
Anthracene	NV	50	ug/L	1.1 J	- J	-	-	0.32 J	0.38 J	-	-	-	-	-	-	-	-	-	0.02 J	0.14
Benzaldehyde	NV	NV	ug/L	-	-	-	1.5 JB*	-	-	0.33 J	-	-	0.39	0.52 J	-	-	0.4 J	-	-	-
Benzo(a)anthracene	NV	0.002	ug/L	1.3 J	- J	-	-	-	-	-	-	-	-	-	-	-	-	-	0.03 J	-
Benzo(a)pyrene	Non-Detect	NV	ug/L	1 J	- J	-	-	-	-	-	-	-	-	-	-	-	-	-	0.03 J	-
Benzo(b)fluoranthene	NV	0.002	ug/L	-	-	-	-	-	-	-	0.44 JK	-	-	-	-	-	-	-	0.04 J	-
Benzo(g,h,i)perylene	NV	NV	ug/L	-	-	-	-	-	-	-	-	-	-	-	-	-	-	-	0.02 J	-
Benzo(k)fluoranthene	NV	0.002	ug/L	-	-	-	-	-	-	-	-	-	-	-	-	-	-	-	0.02 J	-
Biphenyl	5	NV	ug/L	-	-	-	-	-	-	-	-	-	0.69	-	-	-	-	-	-	0.73 J
Bis(2-ethylhexyl)phthalate	5	NV	ug/L	1.2 J	- J	-	6.3	-	2.7 j	-	-	-	-	-	-	-	-	-	-	-
Butyl benzyl phthalate	NV	50	ug/L	-	-	-	-	-	0.48 J B	-	-	-	-	-	-	-	-	-	-	-
Caprolactam	NV	NV	ug/L	-	-	-	-	-	280	3.9 J	-	-	-	-	6.5	-	-	-	-	-
Carbazole	NV	NV	ug/L	-	-	-	-	0.62 J	0.48 J	-	-	0.39 J	1.2	0.63 J	0.99 J	-	0.63 J	0.66 J	-	0.81 J
Chrysene	NV	0.002	ug/L	1.4 J	- J	-	-	-	-	-	-	-	-	-	-	-	-	-	0.03 J	-
Dibenzo(a,h)anthracene	NV	NV	ug/L	-	-	-	-	-	-	-	-	-	-	-	-	-	-	-	0.02 J	-
Dibenzofuran	NV	NV	ug/L	-	-	-	-	-	-	-	-	-	-	-	-	-	-	-	-	-
Diethyl phthalate	NV	50	ug/L	-	-	-	-	-	-	1 J	-	-	-	-	-	-	-	-	-	-
Di-n-butyl phthalate	50	NV	ug/L	-	-	-	-	-	-	-	-	-	-	-	-	-	-	-	-	-
Di-n-octyl phthalate	NV	50	ug/L	-	-	-	-	-	-	1 J	-	-	0.77	-	-	-	-	-	-	-
Fluoranthene	NV	50	ug/L	1.6 J	- J	-	-	-	-	-	0.52 J	-	-	-	-	-	-	-	0.05 J	0.07 J
Fluorene	NV	50	ug/L	-	-	0.34 J	0.64 J	1.1 J	0.76 J	-	-	-	1.2	0.94 J	1.2 J	-	1 J	1 J	0.01 J	1.2
Hexachlorobenzene	0.04	NV	ug/L	-	-	-	-	-	-	-	-	-	-	-	-	-	-	-	0.01 J	-
Indeno[1,2,3-cd]pyrene	NV	0.002	ug/L	-	-	-	-	-	-	-	-	-	-	-	-	-	-	-	0.02 J	-
Isophorone	NV	50	ug/L	-	-	-	-	-	-	-	-	-	-	-	-	-	-	-	-	-
Naphthalene	NV	10	ug/L	-	3.4 J	2.5	4.4 J	7 B	6.6 B	2.2 J	1.3 J	-	15	12	16	19 J	12	10	-	12
Nitrobenzene	0.4	NV	ug/L	-	-	-	0.49 J	-	-	-	-	-	-	-	-	-	-	-	-	-
N-Nitrosodi-n-propylamine	NV	NV	ug/L	-	-	-	-	-	-	-	-	-	-	-	-	-	-	-	-	-
Pentachlorophenol	1	NV	ug/L	-	-	-	-	-	-	-	-	-	-	-	-	-	-	-	0.06 J	-
Phenanthrene	NV	50	ug/L	3.3 J	2.4 J	0.52 J	1.4 J	1.6 J	1.5 J	-	0.89 J	0.44 J	0.73	0.58 J	1 J	-	0.7 J	0.6 J	0.03 J	0.84
Phenol	1*	NV	ug/L	-	130	38	53	50	73	19	-	7.2	-	56	59	84	40	28	-	49
Pyrene	NV	50	ug/L	2.8 J	-	-	-	-	0.46 J	-	0.65 J	-	-	-	-	-	-	-	0.05 J	0.17

Notes:
1. Only compounds detected with reporting limits that exceed the corresponding regulatory standard in at least one Network Groundwater sample are included.
2. NYS Ambient Water Quality Class GA Groundwater Quality Standards (AWQSs)/Guidance Values (AWQGVs); NYSDEC June 1998 Division of Water Technical and Operational Guidance Series (TOGS) 1.1.1.

Qualifier Key:
J = The analyte was positively identified; the associated numerical value is an approximate concentration of the analyte in the sample.
B = The analyte was detected above the reporting limit in the associated method blank.
" - " = The analyte was analyzed for, but was not detected above the level of the associated reported quantitation limit.
* = The sum of all phenols.
NV = No AWQS/GV for this parameter.

Color Code:
= Value exceeds the individual AWQS.
= Value exceeds the individual AWQGV.

TABLE F-6

HISTORICAL MONITORING RESULTS (2013 TO PRESENT)
PZ-4

Annual Monitoring / Inspection Report
SNPE-VanDeMark Chemical Site
Order on Consent: R9-20080205-5
Lockport, New York

Parameter [1]	AWQS [2]	AWQGV [2]	Units	Laboratory ID, Sample Date, Reported Concentration																
				130617007-006 06/13/2013	130930005-005B 09/26/2013	480-62067-5 06/17/2014	480-62067-3 11/25/2014	480-80722-3 05/20/2015	480-90488-3 11/04/2015	480-101786-3 06/16/2016	480-109820-3 11/17/2016	480-117975-3 05/12/2017	480-127262-3 11/08/2017	480-136146-3 05/17/2018	480-136146-3 05/29/2019	480-169674-3 05/07/2020	480-184953-3 06/04/2021	480-198661-3 06/03/2022	L2330368-04 05/31/2023	L2428286-06 5/21/2024
Volatile Organics by GC/MS (US EPA Method 8260B)																				
1,1,1-Trichloroethane	5	NV	ug/L	-	-	-	-	-	-	-	-	-	-	-	-	-	-	-	-	-
1,1-Dichloroethane	5	NV	ug/L	-	-	-	-	-	-	-	-	-	-	-	-	-	-	-	-	-
1,1-Dichloroethene	5	NV	ug/L	-	-	-	-	-	-	-	-	-	-	-	-	-	-	-	-	-
1,2-Dichloroethane	0.6	NV	ug/L	-	-	-	-	-	-	-	-	-	-	-	-	-	-	-	-	-
1,2-Dichloropropane	1	NV	ug/L	-	-	-	-	-	-	-	-	-	-	-	-	-	-	-	-	-
2-Butanone	NV	50.0	ug/L	-	-	-	-	-	-	-	-	-	-	-	-	-	-	-	-	-
Acetone	NV	50.0	ug/L	8.3 J, B	-	-	-	-	-	3.1 J	-	-	-	-	-	-	-	-	-	-
Benzene	1	NV	ug/L			-		-	-	-	-	-	-	-	-	-	-	-	-	-
Carbon disulfide	60	NV	ug/L	-	-	-	-	-	-	-	-	-	-	-	-	-	-	-	-	-
Carbon tetrachloride	5	NV	ug/L	-	-	-	-	-	-	-	-	-	-	-	-	-	-	-	-	-
Chlorobenzene	5	NV	ug/L	-	-	-	-	-	-	-	-	-	-	-	-	-	-	-	-	-
Chloroethane	5	NV	ug/L	-	-	-	-	-	-	-	-	-	-	-	-	-	-	-	-	-
Chloroform	7	NV	ug/L	-	-	-	-	-	-	-	-	-	-	-	-	-	-			
cis-1,2-Dichloroethene	5	NV	ug/L	-	-	-	-	-	-	-	-	-	-	-	-	-	-	-	-	-
Ethylbenzene	5	NV	ug/L	-	-	-	-	-	-	-	-	-	-	-	-	-	-	-	-	-
Isopropylbenzene	5	NV	ug/L	-	-	-	-	-	-	-	-	-	-	-	-	-	-	-	-	-
Methylene Chloride	5	NV	ug/L	-	-	-	-	-	-	-	-	-	-	-	-	-	-	-	-	-
Tetrachloroethene	5	NV	ug/L	-	-	-	-	-	-	-	-	-	-	-	-	-	-	-	-	-
Trichloroethene	5	NV	ug/L	-	-	-	-	-	-	-	-	-	-	-	-	-	-	-	-	-
Vinyl chloride	2	NV	ug/L	-	-	-	-	-	-	-	-	-	-	-	-	-	-	-	-	-
Xylenes, Total	5	NV	ug/L	-	-	-	-	-	-	-	-	-	-	-	-	-	-	-	-	-
Semivolatile Organics by GC/MS (US EPA Method 8270C)																				
2,4-Dimethylphenol	NV	50	ug/L	-	-	-	-	-	-	-	-	-	-	-	-	-	-	-	-	-
2-Methylnaphthalene	NV	NV	ug/L	-	-	-	-	-	-	-	-	-	-	-	-	-	-	3.2	-	-
2-Methylphenol	1	NV	ug/L	-	-	-	-	-	-	-	-	-	-	-	-	-	-	-	-	-
2-Nitroaniline	5	NV	ug/L	-	-	-	-	-	-	-	-	-	-	-	-	-	-	-	-	-
4-Methylphenol	1	NV	ug/L	-	-	-	-	-	-	-	-	-	-	-	-	-	-	-	-	-
4-Methylphenol & 3-Methlyphenol	1	NV	ug/L	5.9 J	-	-	-	-	-	-	-	-	-	-	-	-	-	0.75 J	-	-
Acenaphthene	NV	20	ug/L	-	-	-	-	-	-	-	-	-	-	-	-	-	-	4.1	-	-
Acenaphthylene	NV	NV	ug/L	-	-	-	-	-	-	-	-	-	-	-	-	-	-	0.04 J	-	-
Anthracene	NV	50	ug/L	-	-	-	-	-	-	-	-	-	-	-	-	-	-	0.15	-	-
Benzaldehyde	NV	NV	ug/L	-	-	-	0.89 JB*	-	-	-	-	-	-	-	-	-	-	-	-	-
Benzo(a)anthracene	NV	0.002	ug/L	-	-	-	-	-	-	-	-	-	-	-	-	-	-	0.06 J	-	-
Benzo(a)pyrene	Non-Detect	NV	ug/L	-	-	-	-	-	-	-	-	-	-	-	-	-	-	0.07 J	-	-
Benzo(b)fluoranthene	NV	0.002	ug/L	-	-	-	-	-	-	-	-	-	-	-	-	-	-	0.1	-	-
Benzo(g,h,i)perylene	NV	NV	ug/L	-	-	-	-	-	-	-	-	-	-	-	-	-	-	0.05 J	-	-
Benzo(k)fluoranthene	NV	0.002	ug/L	-	-	-	-	-	-	-	-	-	-	-	-	-	-	0.03 J	-	-
Biphenyl	5	NV	ug/L	-	-	-	-	-	-	-	-	-	-	-	-	-	-	-	-	-
Bis(2-ethylhexyl)phthalate	5	NV	ug/L	-	-	15 J	3.1 J	-	1.7 J	-	-	-	-	-	-	-	-	-	-	-
Butyl benzyl phthalate	NV	50	ug/L	-	-	-	-	-	0.61 JB	-	-	-	-	-	-	-	-	-	-	-
Caprolactam	NV	NV	ug/L	-	-	-	-	-	110	-	-	-	-	-	-	-	-	-	-	-
Carbazole	NV	NV	ug/L	-	-	-	-	-	-	-	-	-	-	-	-	-	-	0.68 J	-	-
Chrysene	NV	0.002	ug/L	-	-	-	-	-	-	-	-	-	-	-	-	-	-	0.07 J	-	-
Dibenzo(a,h)anthracene	NV	NV	ug/L	-	-	-	-	-	-	-	-	-	-	-	-	-	-	0.02 J	-	-
Dibenzofuran	NV	NV	ug/L	-	-	-	-	-	-	-	-	-	-	-	-	-	-	-	-	-
Diethyl phthalate	NV	50	ug/L	-	-	-	-	-	-	-	-	-	-	-	-	-	-	-	-	-
Di-n-butyl phthalate	50	NV	ug/L	-	-	-	0.31 J	-	-	-	-	-	-	-	-	-	0.57 JB	-	-	-
Di-n-octyl phthalate	NV	50	ug/L	-	-	-				1 J	-	-	0.77	-	-	-	-	-	-	-
Fluoranthene	NV	50	ug/L	-	-	-	-	-	-	-	-	-	-	-	-	-	-	0.18	-	-
Fluorene	NV	50	ug/L	-	-	-	-	-	-	-	-	-	-	-	-	-	-	1.1	-	-
Hexachlorobenzene	0.04	NV	ug/L	-	-	-	-	-	-	-	-	-	-	-	-	-	-	-	-	-
Indeno[1,2,3-cd]pyrene	NV	0.002	ug/L	-	-	-	-	-	-	-	-	-	-	-	-	-	-	0.05 J	-	-
Isophorone	NV	50	ug/L	-	-	-	-	-	-	-	-	-	-	-	-	-	-	-	-	-
Naphthalene	NV	10	ug/L	4.3 J	-	-	-	-	-	-	-	-	-	-	-	-	-	7.1	0.06 J	-
Nitrobenzene	0.4	NV	ug/L	-	-	-	-	-	-	-	-	-	-	-	-	-	-	-	-	-
N-Nitrosodi-n-propylamine	NV	NV	ug/L	-	-	-	4.2 JB	-	-	-	-	-	-	-	-	-	-	-	-	-
Pentachlorophenol	1	NV	ug/L	-	-	-	-	-	-	-	-	-	-	-	-	-	-	0.06 J	-	-
Phenanthrene	NV	50	ug/L	-	-	-	-	-	-	-	-	-	-	-	-	-	-	0.77	-	-
Phenol	1*	NV	ug/L	260	1.4 J	-	0.61 J	-	-	-	-	-	-	0.49 J	-	-	-	-	29	0.5 J
Pyrene	NV	50	ug/L	-	-	-	-	-	-	-	-	-	-	-	-	-	-	-	0.28	-

Notes:
1. Only compounds detected with reporting limits that exceed the corresponding regulatory standard in at least one Network Groundwater sample are included.
2. NYS Ambient Water Quality Class GA Groundwater Quality Standards (AWQSs)/Guidance Values (AWQGVs); NYSDEC June 1998 Division of Water Technical and Operational Guidance Series (TOGS) 1.1.1.

Qualifier Key:
J = The analyte was positively identified; the associated numerical value is an approximate concentration of the analyte in the sample.
B = The analyte was detected above the reporting limit in the associated method blank.
" - " = The analyte was analyzed for, but was not detected above the level of the associated reported quantitation limit.
* = The sum of all phenols.
NV = No AWQS/GV for this parameter.

Color Code:
= Value exceeds the individual AWQS.
= Value exceeds the individual AWQGV.

Appendix G

July 2024 Well Repair Photographs

SITE PHOTOGRAPHS

Photo 1:

Photo 2:

Photo 3:

Photo 4:

Photo 1. Exterior, looking southeast at wells MW-2SR and MW-10D prior to repairs.

Photo 2. Exterior, looking southwest at wells MW-2SR and MW-10D during repairs.

Photo 3. Exterior, looking southwest at wells MW-2SR and MW-10D during repairs.

Photo 4. Exterior, looking south at wells MW-2SR and MW-10D during repairs.

SITE PHOTOGRAPHS

Photo 5:

Photo 6:

Photo 7:

Photo 8:

Photo 5. Exterior, looking southwest at wells MW-2SR and MW-10D during repairs.

Photo 6. Exterior, looking southwest at wells MW-2SR and MW-10D during repairs.

Photo 7. Exterior, looking at well MW-5S prior to repairs.

Photo 8. Exterior, looking at well MW-5S following repairs.

SITE PHOTOGRAPHS

Photo 9:

Photo 10:

Photo 11:

Photo 12:

Photo 9. Exterior, looking at well MW-3S prior to repairs.

Photo 10. Exterior, looking at well MW-3S prior to repairs.

Photo 11. Exterior, looking at well MW-3S during repairs.

Photo 12. Exterior, looking at well MW-3S following repairs.